41193

Hillsborough County
Florida

ANALYTICAL DATA REPORT
MAY 2009

Dept. of Environmental Protection
DEC 2 9 2009
Southwest District

SOUTHEAST COUNTY LANDFILL SITE
HILLSBOROUGH COUNTY, FLORIDA

Hillsborough County
Solid Waste Management Department
Management & Environmental Services Section
P.O. Box 1110
Tampa, Florida 33601

December 18, 2009

DEP Form # 62-522.900(2)

Form Title Ground Water Monitoring Report

Effective Date

DEP Application No.

Florida Department of Environmental Protection

Twin Towers Office Bldg. 2600 Blair Stone Road Tallahassee, Florida 32399-2400

GROUND WATER MONITORING REPORT

Rule 62-522.600(11)

Dept. of Environmental Protection

DEC 2 9 2009

Southwest District

PART I GENERAL INFORMATION

(1) Facility Name SOUTHEAST LANDFILL

Address 15960 C. R. 672

City LITHIA, FL Zip 33503

Telephone Number (813) 671-7707

(2) The GMS Identification Number 4029C30075

(3) DEP Permit Number 35435-006-SO & 35435-012-SO/MM

(4) Authorized Representative Name BARRY M. BOLDISSAR, DIRECTOR, SOLID WASTE MANAGEMENT DEPT

Address P O BOX 1110

City TAMPA, FLORIDA Zip 33601

Telephone Number (813) 276-2900

(5) Type of Discharge GROUNDWATER – POTENTIAL ONLY

(6) Method of Discharge LANDFILL

Certification

I certify under penalty of law that I have personally examined and am familiar with the information submitted in this document and all attachments and that, based on my inquiry of those individuals immediately responsible for obtaining the information, I believe that the information is true, accurate, and complete. I am aware that there are significant penalties for submitting false information, including the possibility of fine and imprisonment.

Date: 12/9/09

Signature of Owner or Authorized Representative

PART II QUALITY ASSURANCE REQUIREMENTS

Sample Organization Comp QAP #

Analytical Lab Comp QAP # /HRS Certification #

*Comp QAP # /HRS Certification #

Lab Name TEST AMERICA LABORATORIES, INC.

Address 6712 BENJAMIN ROAD, SUITE 100, TAMPA, FL 33634

Phone Number (813) 885-7427

BOARD OF COUNTY COMMISSIONERS
Kevin Beckner
Rose V. Ferlita
Ken Hagan
Al Higginbotham
Jim Norman
Mark Sharpe
Kevin White

Hillsborough County
Florida

Office of the County Administrator
Patricia G. Bean

ADMINISTRATORS
Lucia E. Garsys
Carl S. Harness
Eric R. Johnson
Michael S. Merrill
Manus J. O' Donnell
Edith M. Stewart

December 18, 2009

Mr. John Morris, P.G.
Department of Environmental Protection
Southwest District-Solid Waste Section
13051 Telecom Parkway
Temple Terrace, FL 33637

Re: Southeast County Landfill
Permit No. 35435-014-SO/01
Analytical Data Report - May 2009

Dear Mr. Morris:

In accordance with the above-referenced permits, the Hillsborough County Solid Waste Management Department (SWMD) is pleased to provide the May 2009 analytical data report (ADR) for the water quality monitoring at the Southeast County Landfill (SCLF). Samples were collected on May 18-21, 2009 by the SWMD Field Sampling Team. Water quality criteria and the overall impact to the future groundwater monitoring activities at the SCLF are discussed in parameter specific details herein. It should be noted that the SWMD has been working on establishing the proper reporting procedures to provide electronic copies of the ADRs along with the required Adapt files. We have already submitted the report for August 2009 and we were working back to include the Adapt files with this ADR. However, the Adapt files were not generated for the May 2009 event by Test America. Future reports shall be submitted in a timely manner with the associated Adapt files with a scanned copy of the ADR on a CD.

FIELD PARAMETERS

pH

The surficial aquifer detection and background water quality monitoring wells continue to exhibit pH values below the SDWS acceptable range of 6.5 to 8.5 pH units. The pH values across the site range in value from 4.51 to 6.46 pH units. The pH at the site has historically been observed to be below the acceptable range, and as previously discussed, the pH values observed are consistent with the current and historical background water quality for the site. No unusual conditions or changes in the pH values within any of the detection or background monitoring wells or surface water sites were observed during this sampling event.

Turbidity

Turbidity values in the groundwater at the site remain consistent with the historical data set. The values observed in the surficial aquifer ranged from 0.7 to 280 nephelometric turbidity units (NTU). In accordance with the April 3, 2003 Approval of Corrective Action Plan letter from the Florida Department of Environmental Protection (FDEP), the SWMD records turbidity data at the three sampling points along the tributary to Long Flat Creek after each significant rainfall event. During the quarter from March 2009 through May 2009, turbidity measurements were required and a table of recorded values is provided within this ADR.

GENERAL PARAMETERS

Total Alpha and Radium 226

The Weeks' private supply well was not sampled during this water quality assessment due to power being shut off to the well. No other unusual conditions or changes in values were observed in the Holland and Barnes supply wells during this sampling event, and the home owners have been appropriately notified of their results.

Dissolved Oxygen

Dissolved oxygen was observed below the surface water standard of greater than or equal to 5 mg/l in three of the four surface water sampling locations. Surface water sampling locations Mine Cut #1, Surface Site 3B2B, and Surface Site 3C exhibited concentrations of 2.59 mg/l, 4.73 mg/l, and 3.61 mg/l, respectively.

METALS

Arsenic

Arsenic was observed above the PDWS of 0.01 mg/l in one surficial aquifer detection monitoring wells during this sampling event. Detection wells TH-58 exhibited a concentration of 0.027 mg/l. As previously discussed, the SWMD maintains the position that the arsenic observed in this well is not attributable to the buried waste within the lined landfill. The mobilization of arsenic and other metals in the anaerobic environments under the lined landfill has been discussed as a potential source of arsenic. The concentrations could also be naturally occurring within the soils surrounding the wells and other localized areas at the site.

Iron

Iron concentrations in twelve (12) of fifteen (15) surficial aquifer detection and background water quality monitoring wells were observed above the SDWS of 0.3 mg/l. The concentrations of iron ranged from 0.39 mg/l to 20 mg/l. The iron concentrations observed in the surficial aquifer wells across the site have historically been elevated in several areas. Several potential sources for the elevated iron concentrations at the site have been discussed over the past few years, and there may be several contributing factors. However, the SWMD maintains the position that the source of the iron in the surficial aquifer groundwater is not the buried wastes within the landfill.

The private supply wells owned by Holland exhibited concentrations of iron above the SDWS with concentrations of 1.4 mg/l, respectively. Concentrations of iron within this well were consistently above the SDWS. Surface water site 3C2 exceeded the surface water criteria of 1 mg/l as per Chapter 62-302, F.A.C. The result at this location was observed at 3 mg/l.

No unusual changes in the concentrations of iron have been observed within any of the groundwater monitoring wells, surface water sampling locations, or private supply wells during this sampling event.

Lead

Lead was detected in one surficial aquifer monitoring well above the PDWS of 0.015 mg/l. A concentration of 0.042 mg/l was observed in monitoring well TH-38B during this sampling event. It should be noted that the turbidity value was 742 NTU, and that is likely driving the lead value up over the PDWS. The SWMD does not believe that the lead observed in this well is attributable to the landfill.

Groundwater Elevations and Contours

Groundwater and surface water elevations are recorded at 59 data points at the SCLF, and the data from these points are utilized to evaluate the directions of groundwater flow across the site. The contour diagram was prepared using the recorded data, and the general direction of flow is consistent with the historical data set. The diagram for this event was prepared with a 2 ft. interval due to the 1 ft. interval creating a diagram over crowded with contour lines. The SWMD prepared the diagram with the intent to depict the general direction of flow across the landfill areas, and acknowledge that there may be a localized flow pattern in the vicinity of Mine Cut #1. The groundwater elevations observed in the wells TH-69, TH-70, and TH-71 are noticeably higher that those observed in TH-69A, TH-70A and TH-71A. These observations support the position that a perched water table is present in the upper portion of the surficial aquifer in this area down gradient of Section 9, and the deeper screened wells, TH-69A, TH-70A and TH-71A are representative of the actual water table elevations. The elevation values from these wells were utilized for contouring.

CONCLUSIONS

Overall, the water quality at the Southeast County Landfill and surrounding areas remains consistent with the historical data set for the site. The groundwater within the surficial aquifer continues to exhibit concentrations of iron and pH values that are not within their applicable standards, but these constituents have been attributed to sources other than the landfill. Arsenic concentrations exceeding the PDWS was observed in TH-58, but this is believed to be a result of the mobilization of naturally occurring arsenic in the anaerobic environment under the lined landfill. Lead concentrations exceeded its standard in TH-38B but it is believed that this level is being driven upward by high turbidity in this well.

Surface water quality exhibits some minor concerns with dissolved oxygen and iron. However these observations reflect the historical data set for the surface water sampling sites at the SCLF. The Floridan aquifer monitoring wells continue to exhibit water quality within all applicable standards, and the private supply wells do not appear to exhibit any impacts attributable to the landfill.

Enclosed for your review is a detailed site location map, the data summary tables for the groundwater monitoring wells, the surface water sites, private supply wells, and turbidity monitoring. Additionally, this report provides a groundwater elevation data summary table, a surficial aquifer groundwater elevation and contour diagram, copies of the letters sent to the owners of the private supply wells, and the complete laboratory analytical data report sheets. The next quarterly sampling event will be conducted in August 2009.

Should you have any questions, require any additional information, or would like to discuss the information provided within this submittal, please feel free to contact me at (813) 276-2944 or via e-mail at *adamsds@hillsboroughcounty.org*.

Sincerely,

David S. Adams 12/18/2009

David S. Adams, P.G.
Environmental Manager
Solid Waste Management



DSA/mdt
Enclosures
xc: Barry M. Boldissar, Director, SWMD, w/o enclosures
Patricia Berry, Section Manager, SWMD, w/o enclosures
Ernest Ely, Landfill Manager, WM, Southeast Landfill
Larry Ruiz, Project Manager, SWMD
Jason Timmons, Jones Edmunds
Chongman Lee, Florida Department of Environmental Protection
Clark Moore, Florida Department of Environmental Protection
Andy Schipfer, Environmental Protection Commission
Irene Barnes, Southeast Hillsborough Civic Association

g:\enviro\projects\self\self adr 5-09.doc

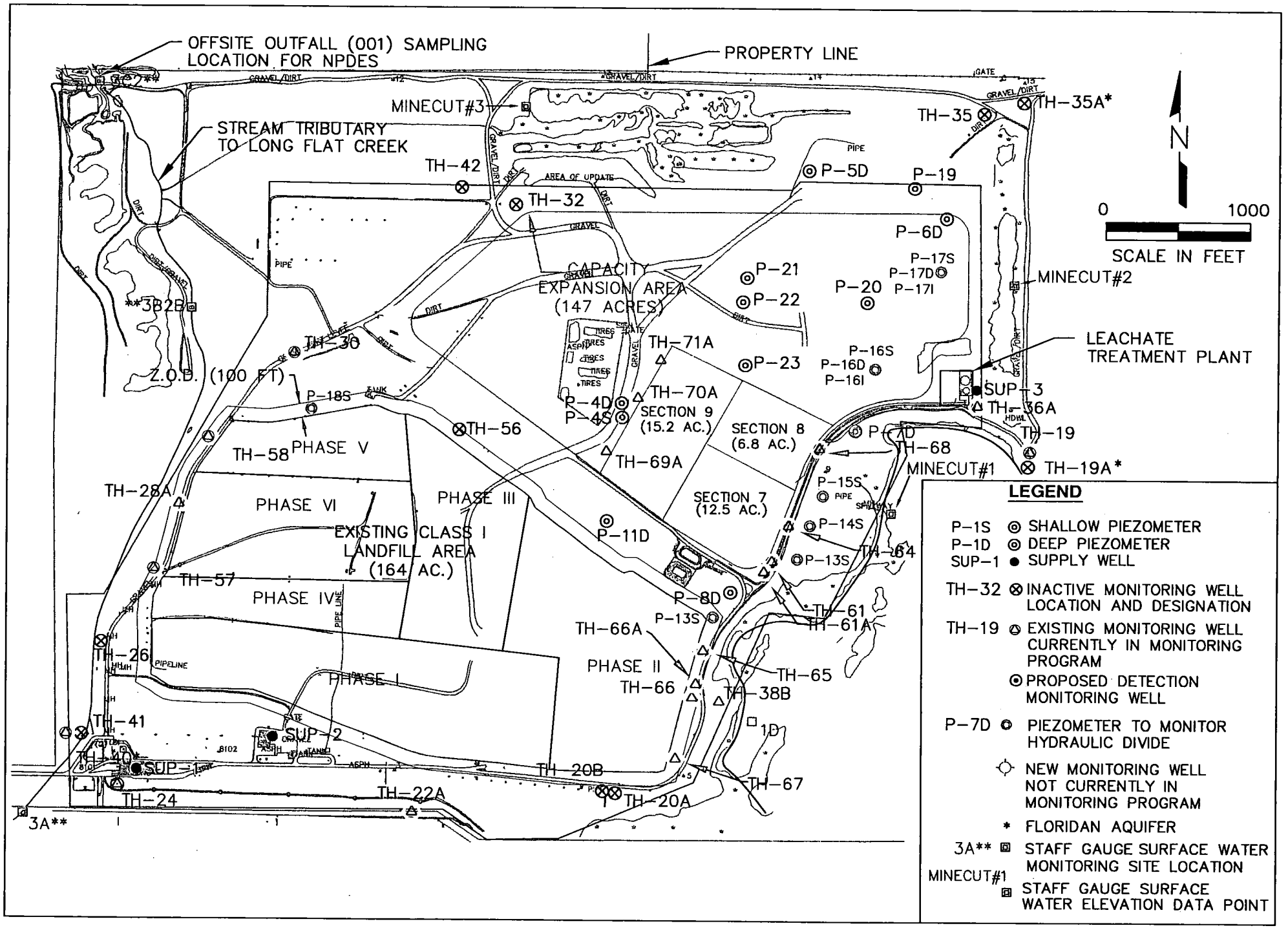

Site Map

Southeast County Landfill Facility, Hillsborough County, Florida

Analytical Results from Groundwater Monitoring Wells Located at the Southeast Landfill (Phases 1-6)
May 19-21, 2009

GENERAL (mg/l)	Floridan Aquifer		Surficial Aquifer Wells								(MCL) STANDARD
PARAMETERS	TH-19	TH-40	TH-22A	TH-28A	TH-38B	TH-57	TH-58	TH-65	TH-66	TH-67	F.A.C. 62-550
well type	Background	Detection	Background	Detection	Background	Detection	Detection	Detection	Background	Detection	NA
conductivity (umhos/cm) (field)	416	334	258	212	127	175	358	300	222	670	NS
dissolved oxygen (mg/l) (field)	0.86	0.84	0.59	0.65	3.22	0.56	1.17	0.42	1.09	4.09	NS
pH (field)	6.74	**6.41**	**4.51**	**5.03**	**5.46**	**5.09**	**5.66**	**5.42**	**5.98**	6.55	(6.5 - 8.5)**
temperature (°C) (field)	23.63	23.45	22.13	25.2	25.41	25.11	24.76	23.57	23.62	23.12	NS
turbidity (NTU) (field)	1.3	1.4	6	22.1	742	1.4	9.9	2.2	6.9	2.5	NS
total dissolved solids (mg/l)	250	210	170	150	320	130	210	190	140	370	500**
chloride (mg/l)	8.2	8.8	23	42	8	35	22	13	10	49	250**
ammonia nitrogen (mg/l as N)	0.28	0.38	0.8	1.5	3.9	0.83	0.75	2.1	0.44	0.6	NS
nitrate (mg/l as N)	BDL	BDL	BDL	BDL	BDL	BDL	BDL	BDL	BDL	BDL	10*

	Floridan Aquifer		Surficial Aquifer Wells								(MCL) STANDARD
Metals: (mg/l)	TH-19	TH-40	TH-22A	TH-28A	TH-38B	TH-57	TH-58	TH-65	TH-66	TH-67	F.A.C. 62-550
iron	BDL	BDL	**0.39**	**2.7**	**7.2**	**0.44**	**4.9**	**4.0**	**1.2**	**8.5**	0.3**
cadmium	BDL	BDL	BDL	BDL	BDL	BDL	BDL	BDL	BDL	BDL	0.005*
chromium	BDL	BDL	BDL	0.0061	0.062	BDL	0.0047	0.0036	BDL	BDL	0.2
copper	BDL	BDL	BDL	BDL	0.0072	BDL	BDL	BDL	BDL	BDL	1**
beryllium	BDL	BDL	BDL	BDL	0.0021	BDL	BDL	BDL	BDL	BDL	0.004*
barium	0.0054	0.0065	0.055	0.026	0.69	0.007	0.014	BDL	0.0045	0.0049	2*
cobalt	BDL	BDL	BDL	BDL	0.0054	BDL	BDL	0.002	0.0026	BDL	140***
arsenic	BDL	BDL	BDL	BDL	0.0088	BDL	**0.027**	0.0054	BDL	BDL	0.01*
lead	BDL	BDL	BDL	BDL	**0.042**	BDL	BDL	BDL	BDL	BDL	0.015*
nickel	BDL	BDL	BDL	BDL	0.047	BDL	0.0021	BDL	BDL	0.003	0.1*
selenium	BDL	BDL	BDL	BDL	0.010	BDL	BDL	BDL	BDL	BDL	0.05*
sodium	13	18	4.7	17	5.9	9.9	15	15	4	28	160*
mercury	BDL	BDL	0.0001	BDL	0.00012	BDL	BDL	BDL	BDL	BDL	0.002*
vanadium	BDL	BDL	BDL	BDL	0.044	BDL	0.0043	0.0031	BDL	0.0035	49***
antimony	BDL	BDL	BDL	BDL	BDL	BDL	BDL	BDL	BDL	BDL	0.006*
zinc	BDL	BDL	BDL	BDL	0.012	0.0054	BDL	BDL	BDL	BDL	5**
thallium	BDL	BDL	BDL	BDL	BDL	BDL	BDL	BDL	BDL	BDL	0.002*

Organics: (µg/l)	Floridan Aquifer		Surficial Aquifer Wells								(MCL) STANDARD
Organic Parameters Detected	TH-19	TH-40	TH-22A	TH-28A	TH-38B	TH-57	TH-58	TH-65	TH-66	TH-67	F.A.C. 62-550
trichlorofluoromethane	BDL	BDL	BDL	BDL	BDL	BDL	BDL	BDL	BDL	BDL	2100**
carbon disulfide	BDL	BDL	BDL	BDL	BDL	BDL	BDL	BDL	BDL	BDL	700***
methylene chloride	BDL	BDL	BDL	BDL	BDL	BDL	BDL	BDL	BDL	BDL	5*
1,1-dichloroethane	BDL	BDL	BDL	BDL	BDL	BDL	BDL	BDL	BDL	BDL	700***
acrylonitrile	BDL	BDL	BDL	BDL	BDL	BDL	BDL	BDL	BDL	BDL	60***
bromomethane	BDL	BDL	BDL	BDL	BDL	BDL	BDL	BDL	BDL	BDL	9.8***
Iodomethane	BDL	BDL	BDL	BDL	BDL	BDL	BDL	BDL	BDL	BDL	NS
ethylbenzene	BDL	BDL	BDL	BDL	BDL	BDL	BDL	BDL	BDL	BDL	700*
toluene	BDL	BDL	BDL	BDL	BDL	BDL	BDL	BDL	BDL	BDL	1000*
total xylenes	BDL	BDL	BDL	BDL	BDL	BDL	BDL	BDL	BDL	BDL	10000**

NOTE:	Reference Groundwater Guidance Concentrations, FDEP June 1994
NS=	NO STANDARD
MCL=	MAXIMUM CONTAMINANT LEVEL
BDL=	BELOW DETECTION LIMIT
*=	DENOTES PRIMARY DRINKING WATER STANDARD
**=	DENOTES SECONDARY DRINKING WATER STANDARD
***=	STANDARDS, OR FLORIDA GUIDANCE CONCENTRATION MCL (shaded and bold)
6.41	: EXCEEDS STANDARDS
NTU=	NEPHELOMETRIC TURBIDITY UNITS
µg/l=	MICROGRAMS PER LITER
mg/l=	MILLIGRAMS PER LITER
NGVD	National Geodetic Vertical Datum

Prepared by: Mike Townsel
QA/QC'D by: Jim Clayton
Final QA/QC by: David Adams

Analytical Results from Groundwater Monitoring Wells Located at the Southeast Landfill (Sections 7-9) May 19-21, 2009

GENERAL (mg/l)	Surficial Aquifer Wells							(MCL) STANDARD
PARAMETERS	TH-36-A	TH-61A	TH-64	TH-68	TH-69A	TH-70A	TH-71A	F.A.C. 62-550
well type	Background	Detection	Detection	Detection	Detection	Detection	Detection	NA
conductivity (umhos/cm) (field)	221	119	274	ND	603	343	695	NS
dissolved oxygen (mg/l) (field)	3.69	3.07	1.74	ND	0.73	0.14	0.14	NS
pH (field)	**5.78**	**5.47**	**5.19**	ND	**6.22**	**6.46**	**6.40**	(6.5 - 8.5)**
temperature (°C) (field)	25.03	25.11	24.08	ND	23.8	23.63	22.34	NS
turbidity (NTU) (field)	39.7	25.3	6.6	ND	20.7	19.9	12.2	NS
total dissolved solids (mg/l)	150	90	170	ND	330	170	459	500**
chloride (mg/l)	11	6.8	19	ND	37	16	11	250**
ammonia nitrogen (mg/l as N)	0.049	0.76	0.54	ND	1.1	0.73	1.8	NS
nitrate (mg/l as N)	BDL	BDL	0.14	ND	BDL	BDL	0.11	10*

Metals: (mg/l)	TH-36-A	TH-61A	TH-64	TH-68	TH-69A	TH-70A	TH-71A	(MCL) STANDARD F.A.C. 62-550
iron	0.051	**0.78**	0.3	ND	**7**	**13**	**20**	0.3**
cadmium	BDL	BDL	0.0011	ND	BDL	BDL	BDL	0.005*
chromium	0.0034	0.0065	0.0024	ND	0.0034	0.0031	0.0033	0.2
copper	BDL	BDL	BDL	ND	BDL	BDL	BDL	1**
barium	0.012	0.071	0.023	ND	0.0054	0.010	0.021	2*
cobalt	BDL	BDL	BDL	ND	BDL	BDL	BDL	140***
arsenic	BDL	BDL	BDL	ND	BDL	0.0064	BDL	0.01*
lead	BDL	0.004	BDL	ND	BDL	BDL	BDL	0.015*
nickel	BDL	BDL	BDL	ND	BDL	BDL	0.0022	0.1*
sodium	7.4	4.7	7.2	ND	11	6.3	3.6	160*
selenium	BDL	BDL	BDL	ND	BDL	BDL	BDL	0.05*
mercury	0.00015	0.00022	BDL	ND	BDL	BDL	BDL	0.002*
vanadium	0.017	0.0082	0.006	ND	BDL	BDL	0.0033	49***
antimony	BDL	BDL	BDL	ND	BDL	BDL	BDL	0.006*
zinc	BDL	0.0093	0.024	ND	BDL	0.0056	BDL	5**
thallium	BDL	BDL	BDL	ND	BDL	BDL	BDL	0.002*

Organics: (µg/l) Organic Parameters Detected	TH-36-A	TH-61A	TH-64	TH-68	TH-69A	TH-70A	TH-71A	(MCL) STANDARD F.A.C. 62-550
acetone	BDL	BDL	BDL	ND	BDL	BDL	BDL	6300***
acrylonitrile	BDL	BDL	BDL	ND	BDL	BDL	BDL	60***
benzene	BDL	BDL	BDL	ND	BDL	BDL	BDL	1*
carbon disulfide	BDL	BDL	BDL	ND	BDL	BDL	BDL	700***
total xylenes	BDL	BDL	BDL	ND	BDL	BDL	BDL	10000**
methylene chloride	BDL	BDL	BDL	ND	BDL	BDL	BDL	5*
cis-1,2-dichloroethene	BDL	BDL	BDL	ND	BDL	BDL	BDL	70*
1,2-dichloroethane	BDL	BDL	BDL	ND	BDL	BDL	BDL	3*
toluene	BDL	BDL	BDL	ND	BDL	BDL	BDL	1000**
vinyl chloride	BDL	BDL	BDL	ND	BDL	BDL	BDL	1*
trichloroethene	BDL	BDL	BDL	ND	BDL	BDL	BDL	3*
1,1-dichloroethane	BDL	BDL	BDL	ND	BDL	BDL	BDL	700***

NOTE:	Reference Groundwater Guidance Concentrations, FDEP June 1994
NS=	NO STANDARD
MCL=	MAXIMUM CONTAMINANT LEVEL
BDL=	BELOW DETECTION LIMIT
ND =	NO DATA (WATER LEVEL BELOW SAMPLE PUMP)
*=	DENOTES PRIMARY DRINKING WATER STANDARD
**=	DENOTES SECONDARY DRINKING WATER STANDARD
***=	STANDARDS OR FLORIDA GUIDANCE CONCENTRATION MCL (shaded/bold)
5.78	EXCEEDS STANDARDS
NTU=	NEPHELOMETRIC TURBIDITY UNITS
µg/l=	MICROGRAMS PER LITER
mg/l=	MILLIGRAMS PER LITER

Analytical Results from Surface Water Samples Collected at Southeast Landfill May 18, 2009

GENERAL PARAMETERS	Mine Cut #1	Surface Site 3A	Surface Site 3B2B	Surface Site 3C2	(MCL) STANDARD F.A.C. 62-302
conductivity (umhos/cm) (field)	579	ND	310	1095	1275
dissolved oxygen (mg/l) (field)	2.59	ND	4.73	3.61	Must Be > OR=5.0
pH (field)	6.51	ND	6.65	6.26	(6.5 - 8.5)
temperature (°C) in field	27.46	ND	21.58	22.47	NS
turbidity (field) (NTU)	12.7	ND	6.6	9	29
total dissolved solids (mg/l)	490	ND	230	700	NS
total suspended solids (mg/l)	31	ND	3.5	8	NS
nitrate (mg/l)	BDL	ND	BDL	BDL	NS
total nitrogen (mg/l)	3.8	ND	0.78	0.92	NS
total phosphorous (mg/l)	2.7	ND	1.2	0.3	NS
biochem. oxygen demand (mg/l)	27	ND	2.6	BDL	NS
chemical oxygen demand (mg/l)	110	ND	39	25	NS
total organic carbon (mg/l as C)	34	ND	15	11	NS
chlorophyl-A (mg/m3)	120	ND	4.7	5.4	NS
total hardness (mg/l as CaCO)	190	ND	98	400	NS
unionized ammonia (mg/l)	BDL	ND	0.00022	0.00017	NS
fecal coliform (Col/100ml)	200	ND	500	250	800

Metals: (mg/l)	Mine Cut #1	Surface Site 3A	Surface Site 3B2B	Surface Site 3C2	(MCL) STANDARD F.A.C. 62-302
iron	BDL	ND	1	3	1
copper	BDL	ND	BDL	BDL	**
barium	0.0069	ND	0.015	0.049	NS
beryllium	BDL	ND	BDL	BDL	1.3
cobalt	BDL	ND	BDL	0.01	NS
lead	BDL	ND	BDL	BDL	******
vanadium	BDL	ND	BDL	BDL	NS
chromium	BDL	ND	0.0021	BDL	***
nickel	BDL	ND	BDL	0.0083	****
zinc	0.032	ND	0.027	0.23	*=105.99
thallium	BDL	ND	BDL	BDL	<0.0063
cadmium	BDL	ND	BDL	0.0017	*****
mercury	BDL	ND	BDL	BDL	0.000012

Organics: (µg/l) Organic Parameters Detected	Mine Cut #1	Surface Site 3A	Surface Site 3B2B	Surface Site 3C2	(MCL) STANDARD F.A.C. 62-302
toluene	BDL	ND	BDL	BDL	NS
acetone	BDL	ND	BDL	BDL	NS
methylene chloride	BDL	ND	BDL	BDL	>OR = 5.67 annual avg.

NOTE:	Water Levels taken on August 17, 1998
NOTE:	Referenced, Surface Water Quality Standards Title 62 Chapter 62-302, Class III: Fresh
NS=	NO STANDARD
MCL=	MAXIMUM CONTAMINANT LEVEL
BDL=	BELOW DETECTION LIMIT
ND =	NO DATA (SURFACE WATER LOCATION WAS DRY)
*=	Zn< or =e(0.8473[lnH]+0.7614), note: H=Hardness, for 3A standard is 105.99
**=	Cu< or =e(0.8545[lnH]-1.465)
***=	Cr< or =e(0.819[lnH]+1.561)
****=	Ni< or =e(0.846[lnH]+1.1645)
******=	Pb<=e(1.273[lnH]-4.705)
*****=	Ca<or =e(0.7852{lnH)-3.49)
2.59	EXCEEDS CHAPTER 62-302 SURFACE WATER QUALITY STANDARDS
NTU=	NEPHELOMETRIC TURBIDITY UNITS
µg/l=	MICROGRAMS PER LITER
mg/l=	MILLIGRAMS PER LITER

Prepared by: Mike Townsel
QC'd by: Jim Clayton
Final QC by: David Adams

Analytical Results from Private Well Samples at the Southeast Landfill
May 18, 2009

GENERAL (mg/l) PARAMETERS	Private Wells			(MCL) STANDARD
	Weeks	Holland	Barnes	F.A.C. 62-550
conductivity (umhos/cm) (field)	ND	384	328	NS
dissolved oxygen (mg/l) (field)	ND	0.15	0.14	NS
pH (field)	ND	7.20	7.26	(6.5 - 8.5)**
temperature (°C) (field)	ND	24.01	24.24	NS
turbidity (NTU) (field)	ND	0.5	0.2	NS
total dissolved solids (mg/l)	ND	220	24	500**
total suspended solids (mg/l)	ND	3.6	BDL	NS
total organic carbon (mg/l)	ND	1.4	0.74	NS
chloride (mg/l)	ND	19	9.7	250**
ammonia nitrogen (mg/l as N)	ND	0.089	0.084	NS
nitrate (mg/l as N)	ND	BDL	0.36	10*
total alpha (pCi/l)	ND	3.1	3.6	15*
radium 226 (pCi/l)	ND	1.5	2.3	5*
radium 228 (pCi/l)	ND	0.5	0.1	5*

Metals: (mg/l)	Private Wells			(MCL) STANDARD
	Weeks	Holland	Barnes	F.A.C. 62-550
iron	ND	1.4	BDL	0.3**
chromium	ND	BDL	BDL	0.2
cobalt	ND	BDL	BDL	140***
copper	ND	BDL	0.004	1**
barium	ND	0.0044	0.014	2*
arsenic	ND	BDL	BDL	0.01*
lead	ND	BDL	BDL	0.015*
sodium	ND	5.3	8.5	160*
mercury	ND	BDL	BDL	0.002
zinc	ND	0.032	0.14	5**
antimony	ND	BDL	0.010	0.006*
nickel	ND	0.0059	BDL	0.1*

Organics: (µg/l) Organic Parameters Detected	Private Wells			(MCL) STANDARD
	Weeks	Holland	Barnes	F.A.C. 62-550
iodomethane	ND	BDL	BDL	NS
methylene chloride	ND	BDL	BDL	5*
1,1-dichloroethene	ND	BDL	BDL	7*

Notes: Reference Groundwater Guidance Concentrations, FDEP June 1994
NS=NO STANDARD
MCL=MAXIMUM CONTAMINANT LEVEL
BDL=BELOW DETECTION LIMIT
ND = NO DATA (NO ELECTRICITY TO WELL PUMP)
*=DENOTES PRIMARY DRINKING WATER STANDARD
**=DENOTES SECONDARY DRINKING WATER STANDARD
1.4 : EXCEEDS STANDARDS
NTU=NEPHELOMETRIC TURBIDITY UNITS
pCi/l=PICOCURIES PER LITER
ug/l=MICROGRAMS PER LITER
mg/l=MILLIGRAMS PER LITER

Prepared by: Mike Townsel
QC'd by: Jim Clayton
FinalQC: David Adams

Groundwater and Surface Water Elevation For Southeast County Landfill
May 18, 2009

Measuring Point I.D.	T.O.C. Elevations (NGVD)	5/18/2009 W.L. B.T.O.C.	W.L. (NGVD)
P-4D	140.78	26.24	114.54
P-4S	140.95	Dry	ND
P-5D	151.94	Dry	ND
P-6D	148.01	32.06	115.95
P-7D	138.92	21.87	117.05
P-8D	138.34	22.09	116.25
P-11D	138.02	19.64	118.38
P-12S	134.97	16.35	118.62
P-13S	140.21	21.68	118.53
P-14S	138.56	20.10	118.46
P-15S	139.19	20.79	118.40
P-16S	143.38	18.77	124.61
P-16I	144.15	27.98	116.17
P-16D	143.84	27.67	116.17
P-17S	137.35	Dry	ND
P-17I	137.32	21.19	116.13
P-17D	137.22	21.17	116.05
P-18S	129.86	19.50	110.36
P-19	133.36	ND	ND
P-20	132.38	ND	ND
P-21	122.79	ND	ND
P-22	128.35	ND	ND
P-23	143.13	ND	ND
TH-20A	131.86	13.12	118.74
TH-20B	132.57	12.28	120.29
TH-22	128.82	8.77	120.05
TH-22A	129.27	9.36	119.91
TH-24A	128.23	9.67	118.56
TH-26	125.65	Dry	ND
TH-28A	131.10	30.32	100.78
TH-30	128.88	24.44	104.44
TH-32	129.90	17.48	112.42
TH-35	145.98	30.14	115.84
TH-36A	152.70	35.48	117.22
TH-38A	130.68	15.05	115.63
TH-38B	131.81	15.10	116.71
TH-56A	131.69	18.77	112.92
TH-57	128.36	20.75	107.61
TH-58	127.88	28.32	99.56
TH-61	138.73	19.73	119.00
TH-61A	139.45	20.35	119.10
TH-64	139.64	22.05	117.59
TH-65	135.40	18.48	116.92
TH-66	130.58	11.35	119.23
TH-66A	130.66	11.82	118.84
TH-67	129.51	7.81	121.70
TH-68	140.01	20.61	119.40
TH-69	145.56	27.27	118.29
TH-69A	144.97	27.60	117.37
TH-70	147.11	21.36	125.75
TH-70A	146.63	30.97	115.66
TH-71	147.61	24.38	123.23
TH-71A	146.95	30.90	116.05
TH-19*	130.27	123.70	6.57
TH-40*	124.99	119.32	5.67
TH-41*	125.00	123.40	1.60
TH-42*	116.74	86.90	29.84
SW-3A	3.0'=125.53'	Dry	ND
SW-3B2B	3.0'=97.97'	1.30	96.27
SW-3C2	6.0'=92.33'	1.18	87.51
Mine Cut #1	4.0'=122.14'	ND	ND
Mine Cut #2	6.0'=123.47	0.72	118.19
Mine Cut #3	4.0'=112.27'	1.40	109.67
Mine Cut #4	5.0'=97.54'	1.10	93.64

NGVD = National Geodetic Vertical Datum
T.O.C. = Top of Casing
B.T.O.C. = Below Top of Casing
* = Floridan Well
ND = No Data (Under Water)
W.L. = Water Level

Prepared by: Mike Townsel
QC'd by: Jim Clayton
Final QC by: David Adams, P.G.

SELF5.2009

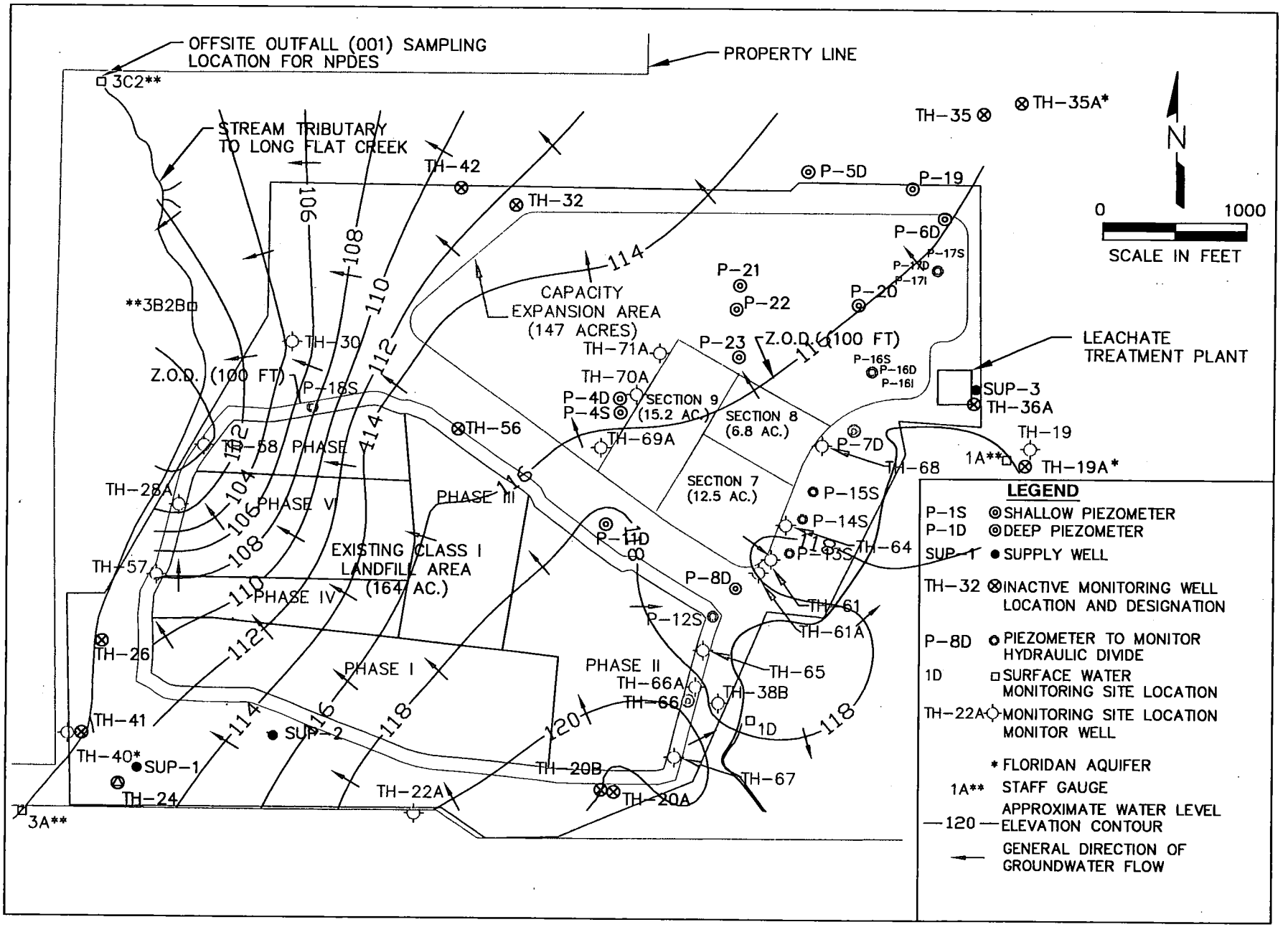

Southeast County Landfill

Groundwater Elevation Contour Diagram – May 2009

HILLSBOROUGH COUNTY
SOUTHEAST COUNTY LANDFILL TURBIDITY MONITORING

Date	Sampling Location	Time	Turbidity (NTU)	Notes
5/14/2009	3A	7:15 a.m.	No Flow	1.2" rain on 5/13/09
	3B2B	7:21 a.m.	No Flow	
	3C2	7:27 a.m.	No Flow	
5/20/2009	3A	7:20 a.m.	No Flow	1.2" rain on 5/19/09
	3B2B	7:26 a.m.	5.5	
	3C2	7:34 a.m.	5.1	
5/21/2009	3A	7:20 a.m.	4.7	1.2" rain on 5/20/09
	3B2B	7:28 a.m.	4.6	
	3C2	7:36 a.m.	27.6	
5/22/2009	3A	7:15 a.m.	5.1	1.5" rain on 5/21/09
	3B2B	7:27 a.m.	4.9	
	3C2	7:34 a.m.	5.5	

BOARD OF COUNTY COMMISSIONERS
Kevin Beckner
Rose V. Ferlita
Ken Hagan
Al Higginbotham
Jim Norman
Mark Sharpe
Kevin White

Hillsborough County
Florida

Office of the County Administrator
Patricia G. Bean

ADMINISTRATORS
Lucia E. Garsys
Carl S. Harness
Eric R. Johnson
Michael S. Merrill
Manus J. O' Donnell
Edith M. Stewart

December 18, 2009

Mr. Howard Barnes
P.O. Box 108
Lithia, FL 33547

Subject: **Analytical Data**
Domestic Supply Well
17502 County Road 672

Dear Mr. Barnes:

The Hillsborough County Solid Waste Management Department (SWMD) is pleased to provide the analytical data for your domestic supply well which was sampled on May 18, 2009. All parameters tested are within Florida Primary and Secondary Drinking Water Standards (FAC Ch 62-550.310-.320).

If you have any questions on the analysis, you may call me at 276-2955. Thank you for permission to test this well.

Sincerely,

Michael D. Townsel
Senior Hydrologist
Solid Waste Management Department

mdt
Enclosures
xc: Irene Barnes, Southeast Hillsborough Civic Association
Cindy Morris, Hillsborough County Health Department

BOARD OF COUNTY COMMISSIONERS
Kevin Beckner
Rose V. Ferlita
Ken Hagan
Al Higginbotham
Jim Norman
Mark Sharpe
Kevin White

Hillsborough County
Florida

Office of the County Administrator
Patricia G. Bean

ADMINISTRATORS
Lucia E. Garsys
Carl S. Harness
Eric R. Johnson
Michael S. Merrill
Manus J. O' Donnell
Edith M. Stewart

December 18, 2009

Mr. Tom Holland
121 Carter Road
Lithia, FL 33547

Subject: **Analytical Data**
Domestic Supply Well
121 Carter Road

Dear Mr. Holland:

The Hillsborough County Solid Waste Management Department (SWMD) is pleased to provide the analytical data for your domestic supply well which was sampled on May 18, 2009. Iron was observed at a concentration of 1.4 mg/l which is above the Florida Secondary Drinking Water Standard (FAC Ch 62-550.320) of 0.3 mg/l. All other parameters are within Primary and Secondary Drinking Water Standards (FAC Ch 62-550.310-.320).

For health effects information you may call the Hillsborough County Health Department at (813) 307-8001. If you have any questions on the analysis, you may call me at 276-2955. Thank you for your permission to test this well.

Sincerely,

Michael D. Townsel
Senior Hydrologist
Solid Waste Management Department

mdt
Enclosures
xc: Irene Barnes, Southeast Hillsborough Civic Association
Cindy Morris, Hillsborough County Health Department

TestAmerica
THE LEADER IN ENVIRONMENTAL TESTING

ANALYTICAL REPORT

Job Number: 660-29417-1

Job Description: Southeast Landfill Private Wells

For:
Hillsborough County
Solid Waste Management Department
601 East Kennedy Blvd
24th Floor County Center
Tampa, FL 33601

Attention: Mr. David S Adams



Approved for release.
Nancy Robertson
Project Manager II
6/29/2009 3:19 PM

Nancy Robertson
Project Manager II
nancy.robertson@testamericainc.com
06/29/2009

cc: Mr. Jim Clayton
Mr. Michael Townsel

Methods: FDEP, DOH Certification #: TestAmerica Tampa E84282, TestAmerica Tallahassee E81005
These test results meet all the requirements of NELAC unless specified in the case narrative. All questions regarding this test report should be directed to the TestAmerica Project Manager who signed this test report. The estimated uncertainty associated with these reported results is available upon request. The results contained in this test report relate only to these samples included herein.

Job Narrative
660-J29417-1

Receipt
All samples were received in good condition within temperature requirements.

GC/MS VOA
Method 8260B: The matrix spike / matrix spike duplicate (MS/MSD) recoveries for batch 79364 associated with sample Holland were outside QC limits. The Laboratory Control Sample (LCS) met acceptance criteria.
The sample is flagged with J3.

GC Semi VOA
Method 8011: The percent RPD in the Laboratory Control Sample for batch 56976 was outside QC limits. The Percent Recoveries were in control. The samples are flagged with J3.

General Chemistry
Method 353.2: The matrix duplicate (MSD) recovery for batch 79353 was outside control limits. The associated laboratory control sample (LCS) met acceptance criteria.

EXECUTIVE SUMMARY - Detections

Client: Hillsborough County

Job Number: 660-29417-1

Lab Sample ID / Analyte	Client Sample ID	Result / Qualifier		Reporting Limit	Units	Method
660-29417-1	**HOLLAND**					
Gross Alpha		3.1		1.0	pCi/L	900.0
Radium-226		1.5		0.6	pCi/L	903.0
Radium-228		0.5		1.0	pCi/L	Ra-05
Field pH		7.20			SU	Field Sampling
Field Temperature		24.01			Degrees C	Field Sampling
Oxygen, Dissolved		0.15			mg/L	Field Sampling
Specific Conductance		384			umhos/cm	Field Sampling
Turbidity		0.5			NTU	Field Sampling
Chloride		19		0.50	mg/L	300.0
Ammonia (as N)		0.089		0.020	mg/L	350.1
Total Dissolved Solids		220		5.0	mg/L	SM 2540C
Total Suspended Solids		3.6		1.1	mg/L	SM 2540D
Total Organic Carbon		1.4		1.0	mg/L	SM 5310C
Total Recoverable						
Barium		4.4	I	10	ug/L	6010B
Iron		1400		200	ug/L	6010B
Nickel		5.9	I	8.0	ug/L	6010B
Sodium		5.3		0.50	mg/L	6010B
Zinc		32		20	ug/L	6010B
660-29417-2	**BARNES**					
Gross Alpha		3.6		1.1	pCi/L	900.0
Radium-226		2.3		0.6	pCi/L	903.0
Radium-228		0.1		1.0	pCi/L	Ra-05
Field pH		7.26			SU	Field Sampling
Field Temperature		24.24			Degrees C	Field Sampling
Oxygen, Dissolved		0.14			mg/L	Field Sampling
Specific Conductance		328			umhos/cm	Field Sampling
Turbidity		0.2			NTU	Field Sampling
Chloride		9.7		0.50	mg/L	300.0
Ammonia (as N)		0.084		0.020	mg/L	350.1
Nitrate as N		0.36	I	0.50	mg/L	353.2
Total Dissolved Solids		24		5.0	mg/L	SM 2540C
Total Organic Carbon		0.74	I	1.0	mg/L	SM 5310C
Total Recoverable						
Antimony		0.010	I	0.020	mg/L	6010B
Barium		14		10	ug/L	6010B
Copper		4.0	I	10	ug/L	6010B
Sodium		8.5		0.50	mg/L	6010B
Zinc		140		20	ug/L	6010B

EXECUTIVE SUMMARY - Detections

Client: Hillsborough County

Job Number: 660-29417-1

Lab Sample ID / Analyte	Client Sample ID	Result / Qualifier		Reporting Limit	Units	Method
660-29417-3	**EQUIPMENT BLANK**					
Gross Alpha		0.8		0.7	pCi/L	900.0
Radium-226		0.0		0.6	pCi/L	903.0
Radium-228		0.1		1.0	pCi/L	Ra-05
Ammonia (as N)		0.037		0.020	mg/L	350.1
Total Dissolved Solids		5.0		5.0	mg/L	SM 2540C
Total Recoverable						
Iron		110	I	200	ug/L	6010B
Sodium		1.7		0.50	mg/L	6010B

METHOD SUMMARY

Client: Hillsborough County

Job Number: 660-29417-1

Description	Lab Location	Method	Preparation Method
Matrix: Water			
VOC	TAL TAM	SW846 8260B	
Purge and Trap	TAL TAM		SW846 5030B
EDB, DBCP, and 1,2,3-TCP (GC)	TAL TAL	SW846 8011	
Microextraction	TAL TAL		SW846 8011
Metals (ICP)	TAL TAM	SW846 6010B	
Preparation, Total Recoverable or Dissolved Metals	TAL TAM		SW846 3005A
Mercury (CVAA)	TAL TAM	SW846 7470A	
Preparation, Mercury	TAL TAM		SW846 7470A
Anions, Ion Chromatography	TAL TAM	MCAWW 300.0	
Nitrogen, Ammonia	TAL TAM	MCAWW 350.1	
Nitrogen, Nitrate-Nitrite	TAL TAM	MCAWW 353.2	
Solids, Total Dissolved (TDS)	TAL TAL	SM SM 2540C	
Solids, Total Suspended (TSS)	TAL TAL	SM SM 2540D	
TOC	TAL TAL	SM SM 5310C	
Gross Alpha and Gross Beta Radioactivity	SC0009	EPA 900.0	
Radium-226 (GFPC)	SC0009	EPA 903.0	
Radiochemical Microbiology	SC0009	EPA Ra-05	
Field Sampling	TAL TAM	EPA Field Sampling	

Lab References:

SC0009 = KNL Laboratory Services

TAL TAL = TestAmerica Tallahassee

TAL TAM = TestAmerica Tampa

Method References:

EPA = US Environmental Protection Agency

MCAWW = "Methods For Chemical Analysis Of Water And Wastes", EPA-600/4-79-020, March 1983 And Subsequent Revisions.

SM = "Standard Methods For The Examination Of Water And Wastewater",

SW846 = "Test Methods For Evaluating Solid Waste, Physical/Chemical Methods", Third Edition, November 1986 And Its Updates.

METHOD / ANALYST SUMMARY

Client: Hillsborough County

Job Number: 660-29417-1

Method	Analyst	Analyst ID
SW846 8260B	Mathew, Pinky	PM
SW846 8011	Kelly, Cheryl A	CAK
EPA 900.0	Atkins, Amy	AA
EPA 903.0	Atkins, Amy	AA
EPA Ra-05	Atkins, Amy	AA
SW846 6010B	Fox, Greg	GF
SW846 7470A	Canales, Richard	RC
EPA Field Sampling	Sampler, Field	FS
MCAWW 300.0	Petterson, Alyssa	AP
MCAWW 350.1	Griffith, Kelly L	KLG
MCAWW 353.2	Steward, Tiffany	TS
SM SM 2540C	Wilkerson, Shelette	SW
SM SM 2540D	Wilkerson, Shelette	SW
SM SM 5310C	Frank, Michelle	MF

SAMPLE SUMMARY

Client: Hillsborough County

Job Number: 660-29417-1

Lab Sample ID	Client Sample ID	Client Matrix	Date/Time Sampled	Date/Time Received
660-29417-1	Holland	Water	05/18/2009 1040	05/18/2009 1520
660-29417-2	Barnes	Water	05/18/2009 1115	05/18/2009 1520
660-29417-3	Equipment Blank	Water	05/18/2009 1010	05/18/2009 1520
660-29417-4	Travel Blank	Water	05/18/2009 1005	05/18/2009 1520

Mr. David S Adams
Hillsborough County
Solid Waste Management Department
601 East Kennedy Blvd
24th Floor County Center
Tampa, FL 33601

Job Number: 660-29417-1

Client Sample ID: Holland
Lab Sample ID: 660-29417-1

Date Sampled: 05/18/2009 1040
Date Received: 05/18/2009 1520
Client Matrix: Water

Analyte	Result/Qualifier		Unit	MDL	PQL	Dilution
Method: 8260B			Date Analyzed:	05/19/2009 1434		
Prep Method: 5030B			Date Prepared:	05/19/2009 1434		
Acetone	9.9	U J3	ug/L	9.9	20	1.0
Acrylonitrile	1.2	U	ug/L	1.2	100	1.0
Benzene	0.50	U	ug/L	0.50	1.0	1.0
Bromochloromethane	0.58	U	ug/L	0.58	1.0	1.0
Bromodichloromethane	0.35	U	ug/L	0.35	1.0	1.0
Bromoform	0.58	U	ug/L	0.58	1.0	1.0
Bromomethane	2.5	U	ug/L	2.5	5.0	1.0
2-Butanone	8.4	U J3	ug/L	8.4	10	1.0
Carbon disulfide	0.85	U	ug/L	0.85	1.0	1.0
Carbon tetrachloride	0.42	U	ug/L	0.42	1.0	1.0
Chlorobenzene	0.63	U	ug/L	0.63	1.0	1.0
Chloroethane	2.5	U	ug/L	2.5	5.0	1.0
Chloroform	0.90	U	ug/L	0.90	1.0	1.0
Chloromethane	1.0	U	ug/L	1.0	4.0	1.0
cis-1,2-Dichloroethene	0.65	U	ug/L	0.65	1.0	1.0
cis-1,3-Dichloropropene	0.14	U	ug/L	0.14	1.0	1.0
Dibromochloromethane	0.34	U	ug/L	0.34	1.0	1.0
Dibromomethane	0.41	U	ug/L	0.41	1.0	1.0
1,2-Dichlorobenzene	0.44	U	ug/L	0.44	1.0	1.0
1,4-Dichlorobenzene	0.52	U	ug/L	0.52	1.0	1.0
1,1-Dichloroethane	0.52	U	ug/L	0.52	1.0	1.0
1,2-Dichloroethane	0.57	U	ug/L	0.57	1.0	1.0
1,1-Dichloroethene	0.45	U	ug/L	0.45	1.0	1.0
1,2-Dichloropropane	0.52	U	ug/L	0.52	1.0	1.0
Ethylbenzene	0.44	U	ug/L	0.44	1.0	1.0
2-Hexanone	4.4	U J3	ug/L	4.4	10	1.0
Iodomethane	2.5	U	ug/L	2.5	5.0	1.0
Methylene Chloride	4.0	U	ug/L	4.0	5.0	1.0
4-Methyl-2-pentanone	3.8	U J3	ug/L	3.8	10	1.0
Styrene	0.98	U	ug/L	0.98	2.0	1.0
1,1,1,2-Tetrachloroethane	0.63	U	ug/L	0.63	1.0	1.0
1,1,2,2-Tetrachloroethane	0.15	U J3	ug/L	0.15	1.0	1.0
Tetrachloroethene	0.50	U	ug/L	0.50	1.0	1.0
Toluene	0.51	U	ug/L	0.51	1.0	1.0
trans-1,4-Dichloro-2-butene	2.5	U	ug/L	2.5	10	1.0
trans-1,2-Dichloroethene	0.44	U	ug/L	0.44	1.0	1.0
trans-1,3-Dichloropropene	0.14	U	ug/L	0.14	1.0	1.0
1,1,1-Trichloroethane	0.46	U	ug/L	0.46	1.0	1.0
1,1,2-Trichloroethane	0.47	U	ug/L	0.47	1.0	1.0

Mr. David S Adams
Hillsborough County
Solid Waste Management Department
601 East Kennedy Blvd
24th Floor County Center
Tampa, FL 33601

Job Number: 660-29417-1

Client Sample ID: Holland
Lab Sample ID: 660-29417-1

Date Sampled: 05/18/2009 1040
Date Received: 05/18/2009 1520
Client Matrix: Water

Analyte	Result/Qualifier		Unit	MDL	PQL	Dilution
Trichloroethene	0.50	U	ug/L	0.50	1.0	1.0
Trichlorofluoromethane	2.5	U	ug/L	2.5	5.0	1.0
1,2,3-Trichloropropane	0.18	U	ug/L	0.18	1.0	1.0
Vinyl acetate	1.5	U	ug/L	1.5	10	1.0
Vinyl chloride	0.50	U	ug/L	0.50	1.0	1.0
Xylenes, Total	0.50	U	ug/L	0.50	3.0	1.0
Surrogate					Acceptance Limits	
4-Bromofluorobenzene	106		%		70 - 130	
Dibromofluoromethane	97		%		70 - 130	
Toluene-d8 (Surr)	100		%		70 - 130	
Method: 8011			Date Analyzed:		05/25/2009 0100	
Prep Method: 8011			Date Prepared:		05/24/2009 1400	
1,2-Dibromo-3-Chloropropane	0.0025	U J3	ug/L	0.0025	0.018	1.0
Ethylene Dibromide	0.0041	U J3	ug/L	0.0041	0.018	1.0
Method: Total Recoverable-6010B			Date Analyzed:		06/01/2009 0940	
Prep Method: 3005A			Date Prepared:		05/28/2009 1726	
Antimony	0.0040	U	mg/L	0.0040	0.020	1.0
Arsenic	4.0	U	ug/L	4.0	10	1.0
Barium	4.4	I	ug/L	2.0	10	1.0
Beryllium	0.50	U	ug/L	0.50	2.0	1.0
Cadmium	1.0	U	ug/L	1.0	4.0	1.0
Chromium	2.0	U	ug/L	2.0	10	1.0
Cobalt	2.0	U	ug/L	2.0	10	1.0
Copper	2.9	U	ug/L	2.9	10	1.0
Iron	1400		ug/L	50	200	1.0
Lead	2.0	U	ug/L	2.0	10	1.0
Nickel	5.9	I	ug/L	2.0	8.0	1.0
Selenium	5.0	U	ug/L	5.0	20	1.0
Silver	1.0	U	ug/L	1.0	4.0	1.0
Sodium	5.3		mg/L	0.31	0.50	1.0
Thallium	5.0	U	ug/L	5.0	20	1.0
Vanadium	2.5	U	ug/L	2.5	10	1.0
Zinc	32		ug/L	5.0	20	1.0
Method: 7470A			Date Analyzed:		05/21/2009 1552	
Prep Method: 7470A			Date Prepared:		05/21/2009 1255	
Mercury	0.000072	U	mg/L	0.000072	0.00020	1.0
Method: 300.0			Date Analyzed:		05/27/2009 0655	
Chloride	19		mg/L	0.20	0.50	1.0

Mr. David S Adams
Hillsborough County
Solid Waste Management Department
601 East Kennedy Blvd
24th Floor County Center
Tampa, FL 33601

Job Number: 660-29417-1

Client Sample ID: Holland
Lab Sample ID: 660-29417-1

Date Sampled: 05/18/2009 1040
Date Received: 05/18/2009 1520
Client Matrix: Water

Analyte	Result/Qualifier		Unit	MDL	PQL	Dilution
Method: 350.1			Date Analyzed:	05/22/2009 1323		
Ammonia (as N)	0.089		mg/L	0.010	0.020	1.0
Method: 353.2			Date Analyzed:	05/19/2009 1416		
Nitrate as N	0.10	U	mg/L	0.10	0.50	1.0
Method: SM 2540C			Date Analyzed:	05/23/2009 2025		
Total Dissolved Solids	220		mg/L	5.0	5.0	1.0
Method: SM 2540D			Date Analyzed:	05/23/2009 2015		
Total Suspended Solids	3.6		mg/L	0.53	1.1	1.0
Method: SM 5310C			Date Analyzed:	05/21/2009 0326		
Total Organic Carbon	1.4		mg/L	0.10	1.0	1.0

Mr. David S Adams
Hillsborough County
Solid Waste Management Department
601 East Kennedy Blvd
24th Floor County Center
Tampa, FL 33601

Job Number: 660-29417-1

Client Sample ID: Holland
Lab Sample ID: 660-29417-1

Date Sampled: 05/18/2009 1040
Date Received: 05/18/2009 1520
Client Matrix: Water

Analyte	Result/Qualifier	Unit	NONE	NONE	Dilution
Method: Field Sampling		Date Analyzed:	05/18/2009 1040		
Field pH	7.20	SU			1.0
Field Temperature	24.01	Degrees C			1.0
Oxygen, Dissolved	0.15	mg/L			1.0
Specific Conductance	384	umhos/cm			1.0
Turbidity	0.5	NTU			1.0

Mr. David S Adams
Hillsborough County
Solid Waste Management Department
601 East Kennedy Blvd
24th Floor County Center
Tampa, FL 33601

Job Number: 660-29417-1

Client Sample ID: Holland
Lab Sample ID: 660-29417-1

Date Sampled: 05/18/2009 1040
Date Received: 05/18/2009 1520
Client Matrix: Water

Analyte	Result/Qualifier	Unit	PQL	PQL	Dilution
Method: 900.0		Date Analyzed:	06/01/2009 0800		
Gross Alpha	3.1	pCi/L		1.0	1.0
Method: 903.0		Date Analyzed:	05/28/2009 1150		
Radium-226	1.5	pCi/L		0.6	1.0
Method: Ra-05		Date Analyzed:	06/01/2009 0900		
Radium-228	0.5	pCi/L		1.0	1.0

Mr. David S Adams
Hillsborough County
Solid Waste Management Department
601 East Kennedy Blvd
24th Floor County Center
Tampa, FL 33601

Job Number: 660-29417-1

Client Sample ID: Barnes
Lab Sample ID: 660-29417-2

Date Sampled: 05/18/2009 1115
Date Received: 05/18/2009 1520
Client Matrix: Water

Analyte	Result/Qualifier		Unit	MDL	PQL	Dilution
Method: 8260B			Date Analyzed:	05/19/2009 1544		
Prep Method: 5030B			Date Prepared:	05/19/2009 1544		
Acetone	9.9	U	ug/L	9.9	20	1.0
Acrylonitrile	1.2	U	ug/L	1.2	100	1.0
Benzene	0.50	U	ug/L	0.50	1.0	1.0
Bromochloromethane	0.58	U	ug/L	0.58	1.0	1.0
Bromodichloromethane	0.35	U	ug/L	0.35	1.0	1.0
Bromoform	0.58	U	ug/L	0.58	1.0	1.0
Bromomethane	2.5	U	ug/L	2.5	5.0	1.0
2-Butanone	8.4	U	ug/L	8.4	10	1.0
Carbon disulfide	0.85	U	ug/L	0.85	1.0	1.0
Carbon tetrachloride	0.42	U	ug/L	0.42	1.0	1.0
Chlorobenzene	0.63	U	ug/L	0.63	1.0	1.0
Chloroethane	2.5	U	ug/L	2.5	5.0	1.0
Chloroform	0.90	U	ug/L	0.90	1.0	1.0
Chloromethane	1.0	U	ug/L	1.0	4.0	1.0
cis-1,2-Dichloroethene	0.65	U	ug/L	0.65	1.0	1.0
cis-1,3-Dichloropropene	0.14	U	ug/L	0.14	1.0	1.0
Dibromochloromethane	0.34	U	ug/L	0.34	1.0	1.0
Dibromomethane	0.41	U	ug/L	0.41	1.0	1.0
1,2-Dichlorobenzene	0.44	U	ug/L	0.44	1.0	1.0
1,4-Dichlorobenzene	0.52	U	ug/L	0.52	1.0	1.0
1,1-Dichloroethane	0.52	U	ug/L	0.52	1.0	1.0
1,2-Dichloroethane	0.57	U	ug/L	0.57	1.0	1.0
1,1-Dichloroethene	0.45	U	ug/L	0.45	1.0	1.0
1,2-Dichloropropane	0.52	U	ug/L	0.52	1.0	1.0
Ethylbenzene	0.44	U	ug/L	0.44	1.0	1.0
2-Hexanone	4.4	U	ug/L	4.4	10	1.0
Iodomethane	2.5	U	ug/L	2.5	5.0	1.0
Methylene Chloride	4.0	U	ug/L	4.0	5.0	1.0
4-Methyl-2-pentanone	3.8	U	ug/L	3.8	10	1.0
Styrene	0.98	U	ug/L	0.98	2.0	1.0
1,1,1,2-Tetrachloroethane	0.63	U	ug/L	0.63	1.0	1.0
1,1,2,2-Tetrachloroethane	0.15	U	ug/L	0.15	1.0	1.0
Tetrachloroethene	0.50	U	ug/L	0.50	1.0	1.0
Toluene	0.51	U	ug/L	0.51	1.0	1.0
trans-1,4-Dichloro-2-butene	2.5	U	ug/L	2.5	10	1.0
trans-1,2-Dichloroethene	0.44	U	ug/L	0.44	1.0	1.0
trans-1,3-Dichloropropene	0.14	U	ug/L	0.14	1.0	1.0
1,1,1-Trichloroethane	0.46	U	ug/L	0.46	1.0	1.0
1,1,2-Trichloroethane	0.47	U	ug/L	0.47	1.0	1.0

Mr. David S Adams
Hillsborough County
Solid Waste Management Department
601 East Kennedy Blvd
24th Floor County Center
Tampa, FL 33601

Job Number: 660-29417-1

Client Sample ID: Barnes
Lab Sample ID: 660-29417-2

Date Sampled: 05/18/2009 1115
Date Received: 05/18/2009 1520
Client Matrix: Water

Analyte	Result/Qualifier		Unit	MDL	PQL	Dilution
Trichloroethene	0.50	U	ug/L	0.50	1.0	1.0
Trichlorofluoromethane	2.5	U	ug/L	2.5	5.0	1.0
1,2,3-Trichloropropane	0.18	U	ug/L	0.18	1.0	1.0
Vinyl acetate	1.5	U	ug/L	1.5	10	1.0
Vinyl chloride	0.50	U	ug/L	0.50	1.0	1.0
Xylenes, Total	0.50	U	ug/L	0.50	3.0	1.0
Surrogate					Acceptance Limits	
4-Bromofluorobenzene	103		%		70 - 130	
Dibromofluoromethane	99		%		70 - 130	
Toluene-d8 (Surr)	102		%		70 - 130	
Method: 8011			Date Analyzed:	05/25/2009 0114		
Prep Method: 8011			Date Prepared:	05/24/2009 1400		
1,2-Dibromo-3-Chloropropane	0.0026	U J3	ug/L	0.0026	0.019	1.0
Ethylene Dibromide	0.0042	U J3	ug/L	0.0042	0.019	1.0
Method: Total Recoverable-6010B			Date Analyzed:	06/01/2009 0945		
Prep Method: 3005A			Date Prepared:	05/28/2009 1726		
Antimony	0.010	I	mg/L	0.0040	0.020	1.0
Arsenic	4.0	U	ug/L	4.0	10	1.0
Barium	14		ug/L	2.0	10	1.0
Beryllium	0.50	U	ug/L	0.50	2.0	1.0
Cadmium	1.0	U	ug/L	1.0	4.0	1.0
Chromium	2.0	U	ug/L	2.0	10	1.0
Cobalt	2.0	U	ug/L	2.0	10	1.0
Copper	4.0	I	ug/L	2.9	10	1.0
Iron	50	U	ug/L	50	200	1.0
Lead	2.0	U	ug/L	2.0	10	1.0
Nickel	2.0	U	ug/L	2.0	8.0	1.0
Selenium	5.0	U	ug/L	5.0	20	1.0
Silver	1.0	U	ug/L	1.0	4.0	1.0
Sodium	8.5		mg/L	0.31	0.50	1.0
Thallium	5.0	U	ug/L	5.0	20	1.0
Vanadium	2.5	U	ug/L	2.5	10	1.0
Zinc	140		ug/L	5.0	20	1.0
Method: 7470A			Date Analyzed:	05/21/2009 1558		
Prep Method: 7470A			Date Prepared:	05/21/2009 1255		
Mercury	0.000072	U	mg/L	0.000072	0.00020	1.0
Method: 300.0			Date Analyzed:	05/23/2009 1921		
Chloride	9.7		mg/L	0.20	0.50	1.0

Mr. David S Adams
Hillsborough County
Solid Waste Management Department
601 East Kennedy Blvd
24th Floor County Center
Tampa, FL 33601

Job Number: 660-29417-1

Client Sample ID: Barnes
Lab Sample ID: 660-29417-2

Date Sampled: 05/18/2009 1115
Date Received: 05/18/2009 1520
Client Matrix: Water

Analyte	Result/Qualifier		Unit	MDL	PQL	Dilution
Method: 350.1			Date Analyzed:		05/22/2009 1324	
Ammonia (as N)	0.084		mg/L	0.010	0.020	1.0
Method: 353.2			Date Analyzed:		05/19/2009 1416	
Nitrate as N	0.36	I	mg/L	0.10	0.50	1.0
Method: SM 2540C			Date Analyzed:		05/23/2009 2025	
Total Dissolved Solids	24		mg/L	5.0	5.0	1.0
Method: SM 2540D			Date Analyzed:		05/23/2009 2015	
Total Suspended Solids	0.55	U	mg/L	0.55	1.1	1.0
Method: SM 5310C			Date Analyzed:		05/21/2009 0339	
Total Organic Carbon	0.74	I	mg/L	0.10	1.0	1.0

TestAmerica
THE LEADER IN ENVIRONMENTAL TESTING

Mr. David S Adams
Hillsborough County
Solid Waste Management Department
601 East Kennedy Blvd
24th Floor County Center
Tampa, FL 33601

Job Number: 660-29417-1

Client Sample ID: Barnes
Lab Sample ID: 660-29417-2

Date Sampled: 05/18/2009 1115
Date Received: 05/18/2009 1520
Client Matrix: Water

Analyte	Result/Qualifier	Unit	NONE	NONE	Dilution
Method: Field Sampling		Date Analyzed:	05/18/2009 1115		
Field pH	7.26	SU			1.0
Field Temperature	24.24	Degrees C			1.0
Oxygen, Dissolved	0.14	mg/L			1.0
Specific Conductance	328	umhos/cm			1.0
Turbidity	0.2	NTU			1.0

Mr. David S Adams
Hillsborough County
Solid Waste Management Department
601 East Kennedy Blvd
24th Floor County Center
Tampa, FL 33601

Job Number: 660-29417-1

Client Sample ID: Barnes
Lab Sample ID: 660-29417-2

Date Sampled: 05/18/2009 1115
Date Received: 05/18/2009 1520
Client Matrix: Water

Analyte	Result/Qualifier	Unit	PQL	PQL	Dilution
Method: 900.0		Date Analyzed:	06/01/2009 0800		
Gross Alpha	3.6	pCi/L		1.1	1.0
Method: 903.0		Date Analyzed:	05/28/2009 1150		
Radium-226	2.3	pCi/L		0.6	1.0
Method: Ra-05		Date Analyzed:	06/01/2009 0900		
Radium-228	0.1	pCi/L		1.0	1.0

Mr. David S Adams
Hillsborough County
Solid Waste Management Department
601 East Kennedy Blvd
24th Floor County Center
Tampa, FL 33601

Job Number: 660-29417-1

Client Sample ID: Equipment Blank
Lab Sample ID: 660-29417-3

Date Sampled: 05/18/2009 1010
Date Received: 05/18/2009 1520
Client Matrix: Water

Analyte	Result/Qualifier		Unit	MDL	PQL	Dilution
Method: 8260B			Date Analyzed:	05/19/2009 1606		
Prep Method: 5030B			Date Prepared:	05/19/2009 1606		
Acetone	9.9	U	ug/L	9.9	20	1.0
Acrylonitrile	1.2	U	ug/L	1.2	100	1.0
Benzene	0.50	U	ug/L	0.50	1.0	1.0
Bromochloromethane	0.58	U	ug/L	0.58	1.0	1.0
Bromodichloromethane	0.35	U	ug/L	0.35	1.0	1.0
Bromoform	0.58	U	ug/L	0.58	1.0	1.0
Bromomethane	2.5	U	ug/L	2.5	5.0	1.0
2-Butanone	8.4	U	ug/L	8.4	10	1.0
Carbon disulfide	0.85	U	ug/L	0.85	1.0	1.0
Carbon tetrachloride	0.42	U	ug/L	0.42	1.0	1.0
Chlorobenzene	0.63	U	ug/L	0.63	1.0	1.0
Chloroethane	2.5	U	ug/L	2.5	5.0	1.0
Chloroform	0.90	U	ug/L	0.90	1.0	1.0
Chloromethane	1.0	U	ug/L	1.0	4.0	1.0
cis-1,2-Dichloroethene	0.65	U	ug/L	0.65	1.0	1.0
cis-1,3-Dichloropropene	0.14	U	ug/L	0.14	1.0	1.0
Dibromochloromethane	0.34	U	ug/L	0.34	1.0	1.0
Dibromomethane	0.41	U	ug/L	0.41	1.0	1.0
1,2-Dichlorobenzene	0.44	U	ug/L	0.44	1.0	1.0
1,4-Dichlorobenzene	0.52	U	ug/L	0.52	1.0	1.0
1,1-Dichloroethane	0.52	U	ug/L	0.52	1.0	1.0
1,2-Dichloroethane	0.57	U	ug/L	0.57	1.0	1.0
1,1-Dichloroethene	0.45	U	ug/L	0.45	1.0	1.0
1,2-Dichloropropane	0.52	U	ug/L	0.52	1.0	1.0
Ethylbenzene	0.44	U	ug/L	0.44	1.0	1.0
2-Hexanone	4.4	U	ug/L	4.4	10	1.0
Iodomethane	2.5	U	ug/L	2.5	5.0	1.0
Methylene Chloride	4.0	U	ug/L	4.0	5.0	1.0
4-Methyl-2-pentanone	3.8	U	ug/L	3.8	10	1.0
Styrene	0.98	U	ug/L	0.98	2.0	1.0
1,1,1,2-Tetrachloroethane	0.63	U	ug/L	0.63	1.0	1.0
1,1,2,2-Tetrachloroethane	0.15	U	ug/L	0.15	1.0	1.0
Tetrachloroethene	0.50	U	ug/L	0.50	1.0	1.0
Toluene	0.51	U	ug/L	0.51	1.0	1.0
trans-1,4-Dichloro-2-butene	2.5	U	ug/L	2.5	10	1.0
trans-1,2-Dichloroethene	0.44	U	ug/L	0.44	1.0	1.0
trans-1,3-Dichloropropene	0.14	U	ug/L	0.14	1.0	1.0
1,1,1-Trichloroethane	0.46	U	ug/L	0.46	1.0	1.0
1,1,2-Trichloroethane	0.47	U	ug/L	0.47	1.0	1.0

Mr. David S Adams
Hillsborough County
Solid Waste Management Department
601 East Kennedy Blvd
24th Floor County Center
Tampa, FL 33601

Job Number: 660-29417-1

Client Sample ID: Equipment Blank
Lab Sample ID: 660-29417-3

Date Sampled: 05/18/2009 1010
Date Received: 05/18/2009 1520
Client Matrix: Water

Analyte	Result/Qualifier		Unit	MDL	PQL	Dilution
Trichloroethene	0.50	U	ug/L	0.50	1.0	1.0
Trichlorofluoromethane	2.5	U	ug/L	2.5	5.0	1.0
1,2,3-Trichloropropane	0.18	U	ug/L	0.18	1.0	1.0
Vinyl acetate	1.5	U	ug/L	1.5	10	1.0
Vinyl chloride	0.50	U	ug/L	0.50	1.0	1.0
Xylenes, Total	0.50	U	ug/L	0.50	3.0	1.0
Surrogate					Acceptance Limits	
4-Bromofluorobenzene	104		%		70 - 130	
Dibromofluoromethane	99		%		70 - 130	
Toluene-d8 (Surr)	102		%		70 - 130	
Method: 8011			Date Analyzed:	05/25/2009 0127		
Prep Method: 8011			Date Prepared:	05/24/2009 1400		
1,2-Dibromo-3-Chloropropane	0.0026	U J3	ug/L	0.0026	0.019	1.0
Ethylene Dibromide	0.0042	U J3	ug/L	0.0042	0.019	1.0
Method: Total Recoverable-6010B			Date Analyzed:	06/01/2009 0951		
Prep Method: 3005A			Date Prepared:	05/28/2009 1726		
Antimony	0.0040	U	mg/L	0.0040	0.020	1.0
Arsenic	4.0	U	ug/L	4.0	10	1.0
Barium	2.0	U	ug/L	2.0	10	1.0
Beryllium	0.50	U	ug/L	0.50	2.0	1.0
Cadmium	1.0	U	ug/L	1.0	4.0	1.0
Chromium	2.0	U	ug/L	2.0	10	1.0
Cobalt	2.0	U	ug/L	2.0	10	1.0
Copper	2.9	U	ug/L	2.9	10	1.0
Iron	110	I	ug/L	50	200	1.0
Lead	2.0	U	ug/L	2.0	10	1.0
Nickel	2.0	U	ug/L	2.0	8.0	1.0
Selenium	5.0	U	ug/L	5.0	20	1.0
Silver	1.0	U	ug/L	1.0	4.0	1.0
Sodium	1.7		mg/L	0.31	0.50	1.0
Thallium	5.0	U	ug/L	5.0	20	1.0
Vanadium	2.5	U	ug/L	2.5	10	1.0
Zinc	5.0	U	ug/L	5.0	20	1.0
Method: 7470A			Date Analyzed:	05/21/2009 1601		
Prep Method: 7470A			Date Prepared:	05/21/2009 1255		
Mercury	0.000072	U	mg/L	0.000072	0.00020	1.0
Method: 300.0			Date Analyzed:	05/23/2009 2128		
Chloride	0.20	U	mg/L	0.20	0.50	1.0

Mr. David S Adams
Hillsborough County
Solid Waste Management Department
601 East Kennedy Blvd
24th Floor County Center
Tampa, FL 33601

Job Number: 660-29417-1

Client Sample ID: Equipment Blank
Lab Sample ID: 660-29417-3

Date Sampled: 05/18/2009 1010
Date Received: 05/18/2009 1520
Client Matrix: Water

Analyte	Result/Qualifier		Unit	MDL	PQL	Dilution
Method: 350.1			Date Analyzed:	05/22/2009 1326		
Ammonia (as N)	0.037		mg/L	0.010	0.020	1.0
Method: 353.2			Date Analyzed:	05/19/2009 1416		
Nitrate as N	0.10	U	mg/L	0.10	0.50	1.0
Method: SM 2540C			Date Analyzed:	05/23/2009 2025		
Total Dissolved Solids	5.0		mg/L	5.0	5.0	1.0
Method: SM 2540D			Date Analyzed:	05/23/2009 2015		
Total Suspended Solids	0.56	U	mg/L	0.56	1.2	1.0
Method: SM 5310C			Date Analyzed:	05/21/2009 0352		
Total Organic Carbon	0.10	U	mg/L	0.10	1.0	1.0

Mr. David S Adams
Hillsborough County
Solid Waste Management Department
601 East Kennedy Blvd
24th Floor County Center
Tampa, FL 33601

Job Number: 660-29417-1

Client Sample ID: Equipment Blank
Lab Sample ID: 660-29417-3

Date Sampled: 05/18/2009 1010
Date Received: 05/18/2009 1520
Client Matrix: Water

Analyte	Result/Qualifier	Unit	PQL	PQL	Dilution
Method: 900.0		Date Analyzed:		06/01/2009 0800	
Gross Alpha	0.8	pCi/L		0.7	1.0
Method: 903.0		Date Analyzed:		05/28/2009 1150	
Radium-226	0.0	pCi/L		0.6	1.0
Method: Ra-05		Date Analyzed:		06/01/2009 0900	
Radium-228	0.1	pCi/L		1.0	1.0

Mr. David S Adams
Hillsborough County
Solid Waste Management Department
601 East Kennedy Blvd
24th Floor County Center
Tampa, FL 33601

Job Number: 660-29417-1

Client Sample ID: Travel Blank
Lab Sample ID: 660-29417-4

Date Sampled: 05/18/2009 1005
Date Received: 05/18/2009 1520
Client Matrix: Water

Analyte	Result/Qualifier		Unit	MDL	PQL	Dilution
Method: 8260B			Date Analyzed:	05/19/2009 1412		
Prep Method: 5030B			Date Prepared:	05/19/2009 1412		
Acetone	9.9	U	ug/L	9.9	20	1.0
Acrylonitrile	1.2	U	ug/L	1.2	100	1.0
Benzene	0.50	U	ug/L	0.50	1.0	1.0
Bromochloromethane	0.58	U	ug/L	0.58	1.0	1.0
Bromodichloromethane	0.35	U	ug/L	0.35	1.0	1.0
Bromoform	0.58	U	ug/L	0.58	1.0	1.0
Bromomethane	2.5	U	ug/L	2.5	5.0	1.0
2-Butanone	8.4	U	ug/L	8.4	10	1.0
Carbon disulfide	0.85	U	ug/L	0.85	1.0	1.0
Carbon tetrachloride	0.42	U	ug/L	0.42	1.0	1.0
Chlorobenzene	0.63	U	ug/L	0.63	1.0	1.0
Chloroethane	2.5	U	ug/L	2.5	5.0	1.0
Chloroform	0.90	U	ug/L	0.90	1.0	1.0
Chloromethane	1.0	U	ug/L	1.0	4.0	1.0
cis-1,2-Dichloroethene	0.65	U	ug/L	0.65	1.0	1.0
cis-1,3-Dichloropropene	0.14	U	ug/L	0.14	1.0	1.0
Dibromochloromethane	0.34	U	ug/L	0.34	1.0	1.0
Dibromomethane	0.41	U	ug/L	0.41	1.0	1.0
1,2-Dichlorobenzene	0.44	U	ug/L	0.44	1.0	1.0
1,4-Dichlorobenzene	0.52	U	ug/L	0.52	1.0	1.0
1,1-Dichloroethane	0.52	U	ug/L	0.52	1.0	1.0
1,2-Dichloroethane	0.57	U	ug/L	0.57	1.0	1.0
1,1-Dichloroethene	0.45	U	ug/L	0.45	1.0	1.0
1,2-Dichloropropane	0.52	U	ug/L	0.52	1.0	1.0
Ethylbenzene	0.44	U	ug/L	0.44	1.0	1.0
2-Hexanone	4.4	U	ug/L	4.4	10	1.0
Iodomethane	2.5	U	ug/L	2.5	5.0	1.0
Methylene Chloride	4.0	U	ug/L	4.0	5.0	1.0
4-Methyl-2-pentanone	3.8	U	ug/L	3.8	10	1.0
Styrene	0.98	U	ug/L	0.98	2.0	1.0
1,1,1,2-Tetrachloroethane	0.63	U	ug/L	0.63	1.0	1.0
1,1,2,2-Tetrachloroethane	0.15	U	ug/L	0.15	1.0	1.0
Tetrachloroethene	0.50	U	ug/L	0.50	1.0	1.0
Toluene	0.51	U	ug/L	0.51	1.0	1.0
trans-1,4-Dichloro-2-butene	2.5	U	ug/L	2.5	10	1.0
trans-1,2-Dichloroethene	0.44	U	ug/L	0.44	1.0	1.0
trans-1,3-Dichloropropene	0.14	U	ug/L	0.14	1.0	1.0
1,1,1-Trichloroethane	0.46	U	ug/L	0.46	1.0	1.0
1,1,2-Trichloroethane	0.47	U	ug/L	0.47	1.0	1.0

Mr. David S Adams
Hillsborough County
Solid Waste Management Department
601 East Kennedy Blvd
24th Floor County Center
Tampa, FL 33601

Job Number: 660-29417-1

Client Sample ID: Travel Blank
Lab Sample ID: 660-29417-4

Date Sampled: 05/18/2009 1005
Date Received: 05/18/2009 1520
Client Matrix: Water

Analyte	Result/Qualifier		Unit	MDL	PQL	Dilution
Trichloroethene	0.50	U	ug/L	0.50	1.0	1.0
Trichlorofluoromethane	2.5	U	ug/L	2.5	5.0	1.0
1,2,3-Trichloropropane	0.18	U	ug/L	0.18	1.0	1.0
Vinyl acetate	1.5	U	ug/L	1.5	10	1.0
Vinyl chloride	0.50	U	ug/L	0.50	1.0	1.0
Xylenes, Total	0.50	U	ug/L	0.50	3.0	1.0

Surrogate			Acceptance Limits
4-Bromofluorobenzene	107	%	70 - 130
Dibromofluoromethane	95	%	70 - 130
Toluene-d8 (Surr)	101	%	70 - 130

DATA REPORTING QUALIFIERS

Client: Hillsborough County

Job Number: 660-29417-1

Lab Section	Qualifier	Description
GC/MS VOA		
	J3	Estimated value; value may not be accurate. Spike recovery or RPD outside of criteria.
	U	Indicates that the compound was analyzed for but not detected.
GC Semi VOA		
	J3	Estimated value; value may not be accurate. Spike recovery or RPD outside of criteria.
	U	Indicates that the compound was analyzed for but not detected.
Metals		
	U	Indicates that the compound was analyzed for but not detected.
	I	The reported value is between the laboratory method detection limit and the laboratory practical quantitation limit.
General Chemistry		
	J3	Estimated value; value may not be accurate. Spike recovery or RPD outside of criteria.
	U	Indicates that the compound was analyzed for but not detected.
	I	The reported value is between the laboratory method detection limit and the laboratory practical quantitation limit.

Quality Control Results

Client: Hillsborough County

Job Number: 660-29417-1

Method Blank - Batch: 660-79364

Method: 8260B
Preparation: 5030B

Lab Sample ID: MB 660-79364/2
Client Matrix: Water
Dilution: 1.0
Date Analyzed: 05/19/2009 1214
Date Prepared: 05/19/2009 1214

Analysis Batch: 660-79364
Prep Batch: N/A
Units: ug/L

Instrument ID: BVMJ GC/MS
Lab File ID: 1JE1910.D
Initial Weight/Volume: 5 mL
Final Weight/Volume: 5 mL

Analyte	Result	Qual	MDL	PQL
Acetone	9.9	U	9.9	20
Acrylonitrile	1.2	U	1.2	100
Benzene	0.50	U	0.50	1.0
Bromochloromethane	0.58	U	0.58	1.0
Bromodichloromethane	0.35	U	0.35	1.0
Bromoform	0.58	U	0.58	1.0
Bromomethane	2.5	U	2.5	5.0
2-Butanone	8.4	U	8.4	10
Carbon disulfide	0.85	U	0.85	1.0
Carbon tetrachloride	0.42	U	0.42	1.0
Chlorobenzene	0.63	U	0.63	1.0
Chloroethane	2.5	U	2.5	5.0
Chloroform	0.90	U	0.90	1.0
Chloromethane	1.0	U	1.0	4.0
cis-1,2-Dichloroethene	0.65	U	0.65	1.0
cis-1,3-Dichloropropene	0.14	U	0.14	1.0
Dibromochloromethane	0.34	U	0.34	1.0
Dibromomethane	0.41	U	0.41	1.0
1,2-Dichlorobenzene	0.44	U	0.44	1.0
1,4-Dichlorobenzene	0.52	U	0.52	1.0
1,1-Dichloroethane	0.52	U	0.52	1.0
1,2-Dichloroethane	0.57	U	0.57	1.0
1,1-Dichloroethene	0.45	U	0.45	1.0
1,2-Dichloropropane	0.52	U	0.52	1.0
Ethylbenzene	0.44	U	0.44	1.0
2-Hexanone	4.4	U	4.4	10
Iodomethane	2.5	U	2.5	5.0
Methylene Chloride	4.0	U	4.0	5.0
4-Methyl-2-pentanone	3.8	U	3.8	10
Styrene	0.98	U	0.98	2.0
1,1,1,2-Tetrachloroethane	0.63	U	0.63	1.0
1,1,2,2-Tetrachloroethane	0.15	U	0.15	1.0
Tetrachloroethene	0.50	U	0.50	1.0
Toluene	0.51	U	0.51	1.0
trans-1,4-Dichloro-2-butene	2.5	U	2.5	10
trans-1,2-Dichloroethene	0.44	U	0.44	1.0
trans-1,3-Dichloropropene	0.14	U	0.14	1.0
1,1,1-Trichloroethane	0.46	U	0.46	1.0
1,1,2-Trichloroethane	0.47	U	0.47	1.0
Trichloroethene	0.50	U	0.50	1.0
Trichlorofluoromethane	2.5	U	2.5	5.0

Calculations are performed before rounding to avoid round-off errors in calculated results.

Quality Control Results

Client: Hillsborough County

Job Number: 660-29417-1

Method Blank - Batch: 660-79364

Method: 8260B
Preparation: 5030B

Lab Sample ID: MB 660-79364/2
Client Matrix: Water
Dilution: 1.0
Date Analyzed: 05/19/2009 1214
Date Prepared: 05/19/2009 1214

Analysis Batch: 660-79364
Prep Batch: N/A
Units: ug/L

Instrument ID: BVMJ GC/MS
Lab File ID: 1JE1910.D
Initial Weight/Volume: 5 mL
Final Weight/Volume: 5 mL

Analyte	Result	Qual	MDL	PQL
1,2,3-Trichloropropane	0.18	U	0.18	1.0
Vinyl acetate	1.5	U	1.5	10
Vinyl chloride	0.50	U	0.50	1.0
Xylenes, Total	0.50	U	0.50	3.0

Surrogate	% Rec	Acceptance Limits
4-Bromofluorobenzene	104	70 - 130
Dibromofluoromethane	92	70 - 130
Toluene-d8 (Surr)	98	70 - 130

Calculations are performed before rounding to avoid round-off errors in calculated results.

Quality Control Results

Client: Hillsborough County

Job Number: 660-29417-1

Lab Control Sample - Batch: 660-79364

Method: 8260B
Preparation: 5030B

Lab Sample ID: LCS 660-79364/1
Client Matrix: Water
Dilution: 1.0
Date Analyzed: 05/19/2009 1020
Date Prepared: 05/19/2009 1020

Analysis Batch: 660-79364
Prep Batch: N/A
Units: ug/L

Instrument ID: BVMJ GC/MS
Lab File ID: 1JE1905.D
Initial Weight/Volume: 5 mL
Final Weight/Volume: 5 mL

Analyte	Spike Amount	Result	% Rec.	Limit	Qual
Acetone	100	106	106	62 - 142	
Acrylonitrile	200	181	91	10 - 183	
Benzene	20.0	19.7	99	64 - 140	
Bromochloromethane	20.0	17.0	85	59 - 130	
Bromodichloromethane	20.0	19.1	95	70 - 130	
Bromoform	20.0	17.6	88	65 - 130	
Bromomethane	20.0	17.1	86	14 - 184	
2-Butanone	100	97.3	97	63 - 140	
Carbon disulfide	10.0	9.83	98	30 - 184	
Carbon tetrachloride	20.0	18.5	93	53 - 145	
Chlorobenzene	20.0	19.8	99	70 - 130	
Chloroethane	20.0	13.3	66	39 - 174	
Chloroform	20.0	17.5	87	59 - 130	
Chloromethane	20.0	14.4	72	35 - 153	
cis-1,2-Dichloroethene	20.0	18.0	90	61 - 130	
cis-1,3-Dichloropropene	20.0	20.1	101	70 - 130	
Dibromochloromethane	20.0	18.7	93	70 - 130	
Dibromomethane	20.0	20.4	102	70 - 130	
1,2-Dichlorobenzene	20.0	20.2	101	70 - 130	
1,4-Dichlorobenzene	20.0	18.6	93	70 - 130	
1,1-Dichloroethane	20.0	18.6	93	60 - 132	
1,2-Dichloroethane	20.0	18.2	91	70 - 130	
1,1-Dichloroethene	20.0	16.5	82	51 - 157	
1,2-Dichloropropane	20.0	20.0	100	70 - 130	
Ethylbenzene	20.0	20.8	104	69 - 131	
2-Hexanone	100	114	114	57 - 148	
Methylene Chloride	20.0	20.0	100	57 - 130	
4-Methyl-2-pentanone	100	110	110	64 - 137	
Styrene	20.0	19.2	96	62 - 136	
1,1,1,2-Tetrachloroethane	20.0	19.9	99	70 - 130	
1,1,2,2-Tetrachloroethane	20.0	22.4	112	67 - 130	
Tetrachloroethene	20.0	16.8	84	47 - 143	
Toluene	20.0	20.0	100	70 - 131	
trans-1,2-Dichloroethene	20.0	19.1	96	55 - 145	
trans-1,3-Dichloropropene	20.0	18.5	92	62 - 130	
1,1,1-Trichloroethane	20.0	17.9	90	57 - 135	
1,1,2-Trichloroethane	20.0	21.2	106	69 - 130	
Trichloroethene	20.0	18.6	93	59 - 142	
Trichlorofluoromethane	20.0	13.9	69	62 - 147	
1,2,3-Trichloropropane	20.0	18.8	94	62 - 130	
Vinyl chloride	20.0	14.2	71	48 - 147	

Calculations are performed before rounding to avoid round-off errors in calculated results.

Quality Control Results

Client: Hillsborough County

Job Number: 660-29417-1

Matrix Spike/
Matrix Spike Duplicate Recovery Report - Batch: 660-79364

Method: 8260B
Preparation: 5030B

MS Lab Sample ID:	660-29417-1	Analysis Batch: 660-79364	Instrument ID: BVMJ GC/MS
Client Matrix:	Water	Prep Batch: N/A	Lab File ID: 1JE1917.D
Dilution:	1.0		Initial Weight/Volume: 5 mL
Date Analyzed:	05/19/2009 1457		Final Weight/Volume: 5 mL
Date Prepared:	05/19/2009 1457		

MSD Lab Sample ID:	660-29417-1	Analysis Batch: 660-79364	Instrument ID: BVMJ GC/MS
Client Matrix:	Water	Prep Batch: N/A	Lab File ID: 1JE1918.D
Dilution:	1.0		Initial Weight/Volume: 5 mL
Date Analyzed:	05/19/2009 1521		Final Weight/Volume: 5 mL
Date Prepared:	05/19/2009 1521		

	% Rec.						
Analyte	MS	MSD	Limit	RPD	RPD Limit	MS Qual	MSD Qual
Acetone	121	163	62 - 142	29	30		J3
Acrylonitrile	90	117	10 - 183	26	30		
Benzene	97	99	64 - 140	2	30		
Bromochloromethane	83	92	59 - 130	10	30		
Bromodichloromethane	95	106	70 - 130	10	30		
Bromoform	87	108	65 - 130	22	30		
Bromomethane	106	99	14 - 184	7	30		
2-Butanone	100	142	63 - 140	35	30		J3
Carbon disulfide	89	92	30 - 184	3	30		
Carbon tetrachloride	86	88	53 - 145	2	30		
Chlorobenzene	95	103	70 - 130	8	30		
Chloroethane	84	78	39 - 174	8	30		
Chloroform	88	92	59 - 130	4	30		
Chloromethane	82	87	35 - 153	6	30		
cis-1,2-Dichloroethene	87	92	61 - 130	6	30		
cis-1,3-Dichloropropene	97	105	70 - 130	8	30		
Dibromochloromethane	96	105	70 - 130	10	30		
Dibromomethane	96	124	70 - 130	25	30		
1,2-Dichlorobenzene	101	110	70 - 130	8	30		
1,4-Dichlorobenzene	93	102	70 - 130	9	30		
1,1-Dichloroethane	93	94	60 - 132	2	30		
1,2-Dichloroethane	89	104	70 - 130	16	30		
1,1-Dichloroethene	82	83	51 - 157	1	30		
1,2-Dichloropropane	100	110	70 - 130	10	30		
Ethylbenzene	99	102	69 - 131	3	30		
2-Hexanone	105	146	57 - 148	33	30		J3
Methylene Chloride	106	113	57 - 130	7	30		
4-Methyl-2-pentanone	106	146	64 - 137	32	30		J3
Styrene	97	102	62 - 136	5	30		

Calculations are performed before rounding to avoid round-off errors in calculated results.

Quality Control Results

Client: Hillsborough County

Job Number: 660-29417-1

Matrix Spike/
Matrix Spike Duplicate Recovery Report - Batch: 660-79364

Method: 8260B
Preparation: 5030B

MS Lab Sample ID:	660-29417-1	Analysis Batch: 660-79364	Instrument ID: BVMJ GC/MS
Client Matrix:	Water	Prep Batch: N/A	Lab File ID: 1JE1917.D
Dilution:	1.0		Initial Weight/Volume: 5 mL
Date Analyzed:	05/19/2009 1457		Final Weight/Volume: 5 mL
Date Prepared:	05/19/2009 1457		

MSD Lab Sample ID:	660-29417-1	Analysis Batch: 660-79364	Instrument ID: BVMJ GC/MS
Client Matrix:	Water	Prep Batch: N/A	Lab File ID: 1JE1918.D
Dilution:	1.0		Initial Weight/Volume: 5 mL
Date Analyzed:	05/19/2009 1521		Final Weight/Volume: 5 mL
Date Prepared:	05/19/2009 1521		

	% Rec.						
Analyte	MS	MSD	Limit	RPD	RPD Limit	MS Qual	MSD Qual
1,1,1,2-Tetrachloroethane	95	104	70 - 130	9	30		
1,1,2,2-Tetrachloroethane	111	139	67 - 130	22	30		J3
Tetrachloroethene	95	99	47 - 143	4	30		
Toluene	96	99	70 - 131	3	30		
trans-1,2-Dichloroethene	94	95	55 - 145	1	30		
trans-1,3-Dichloropropene	90	102	62 - 130	12	30		
1,1,1-Trichloroethane	83	86	57 - 135	4	30		
1,1,2-Trichloroethane	102	120	69 - 130	16	30		
Trichloroethene	90	92	59 - 142	3	30		
Trichlorofluoromethane	88	94	62 - 147	7	30		
1,2,3-Trichloropropane	90	118	62 - 130	26	30		
Vinyl chloride	87	88	48 - 147	1	30		

Calculations are performed before rounding to avoid round-off errors in calculated results.

Quality Control Results

Client: Hillsborough County

Job Number: 660-29417-1

Method Blank - Batch: 640-56976

Method: 8011
Preparation: 8011

Lab Sample ID: MB 640-56976/1-A
Client Matrix: Water
Dilution: 1.0
Date Analyzed: 05/24/2009 2244
Date Prepared: 05/24/2009 1400

Analysis Batch: 640-57080
Prep Batch: 640-56976
Units: ug/L

Instrument ID: SGL HP6890
Lab File ID: 3E24L035.D
Initial Weight/Volume: 35 mL
Final Weight/Volume: 2.0 mL
Injection Volume: 2 uL
Column ID: PRIMARY

Analyte	Result	Qual	MDL	PQL
1,2-Dibromo-3-Chloropropane	0.0027	U	0.0027	0.020
Ethylene Dibromide	0.0044	U	0.0044	0.020

Surrogate	% Rec	Acceptance Limits
1,1,1,2-Tetrachloroethane	101	56 - 144

Lab Control Sample/ Lab Control Sample Duplicate Recovery Report - Batch: 640-56976

Method: 8011
Preparation: 8011

LCS Lab Sample ID: LCS 640-56976/2-A
Client Matrix: Water
Dilution: 1.0
Date Analyzed: 05/24/2009 2258
Date Prepared: 05/24/2009 1400

Analysis Batch: 640-57080
Prep Batch: 640-56976
Units: ug/L

Instrument ID: SGL HP6890
Lab File ID: 3E24L036.D
Initial Weight/Volume: 35 mL
Final Weight/Volume: 2.0 mL
Injection Volume: 2 uL
Column ID: PRIMARY

LCSD Lab Sample ID: LCSD 640-56976/3-A
Client Matrix: Water
Dilution: 1.0
Date Analyzed: 05/24/2009 2311
Date Prepared: 05/24/2009 1400

Analysis Batch: 640-57080
Prep Batch: 640-56976
Units: ug/L

Instrument ID: SGL HP6890
Lab File ID: 3E24L037.D
Initial Weight/Volume: 35 mL
Final Weight/Volume: 2.0 mL
Injection Volume: 2 uL
Column ID: PRIMARY

Analyte	% Rec. LCS	% Rec. LCSD	Limit	RPD	RPD Limit	LCS Qual	LCSD Qual
1,2-Dibromo-3-Chloropropane	100	121	89 - 132	19	11		J3
Ethylene Dibromide	87	111	85 - 118	24	12		J3

Surrogate	LCS % Rec	LCSD % Rec	Acceptance Limits
1,1,1,2-Tetrachloroethane	83	105	56 - 144

Calculations are performed before rounding to avoid round-off errors in calculated results.

Quality Control Results

Client: Hillsborough County

Job Number: 660-29417-1

Matrix Spike/
Matrix Spike Duplicate Recovery Report - Batch: 640-56976

Method: 8011
Preparation: 8011

MS Lab Sample ID:	640-22051-E-2-A MS	Analysis Batch: 640-57080	Instrument ID: SGL HP6890
Client Matrix:	Water	Prep Batch: 640-56976	Lab File ID: 3E24L038.D
Dilution:	1.0		Initial Weight/Volume: 17.5 mL
Date Analyzed:	05/24/2009 2325		Final Weight/Volume: 2.0 mL
Date Prepared:	05/24/2009 1400		Injection Volume: 2 uL
			Column ID: PRIMARY
MSD Lab Sample ID:	640-22051-E-2-B MSD	Analysis Batch: 640-57080	Instrument ID: SGL HP6890
Client Matrix:	Water	Prep Batch: 640-56976	Lab File ID: 3E24L039.D
Dilution:	1.0		Initial Weight/Volume: 17.5 mL
Date Analyzed:	05/24/2009 2338		Final Weight/Volume: 2.0 mL
Date Prepared:	05/24/2009 1400		Injection Volume: 2 uL
			Column ID: PRIMARY

	% Rec.						
Analyte	MS	MSD	Limit	RPD	RPD Limit	MS Qual	MSD Qual
1,2-Dibromo-3-Chloropropane	125	126	89 - 132	0	11		
Ethylene Dibromide	109	110	85 - 118	1	12		

Surrogate	MS % Rec	MSD % Rec	Acceptance Limits
1,1,1,2-Tetrachloroethane	108	108	56 - 144

Calculations are performed before rounding to avoid round-off errors in calculated results.

Quality Control Results

Client: Hillsborough County

Job Number: 660-29417-1

Method Blank - Batch: 660-79737

Method: 6010B
Preparation: 3005A
Total Recoverable

Lab Sample ID: MB 660-79737/1-A
Client Matrix: Water
Dilution: 1.0
Date Analyzed: 05/29/2009 1248
Date Prepared: 05/28/2009 1726

Analysis Batch: 660-79771
Prep Batch: 660-79737
Units: mg/L

Instrument ID: TJA ICP TRACE
Lab File ID: 9E29A
Initial Weight/Volume: 50 mL
Final Weight/Volume: 50 mL

Analyte	Result	Qual	MDL	PQL
Antimony	0.0040	U	0.0040	0.020
Sodium	0.31	U	0.31	0.50

Method Blank - Batch: 660-79737

Method: 6010B
Preparation: 3005A
Total Recoverable

Lab Sample ID: MB 660-79737/1-A
Client Matrix: Water
Dilution: 1.0
Date Analyzed: 05/29/2009 1248
Date Prepared: 05/28/2009 1726

Analysis Batch: 660-79771
Prep Batch: 660-79737
Units: ug/L

Instrument ID: TJA ICP TRACE
Lab File ID: 9E29A
Initial Weight/Volume: 50 mL
Final Weight/Volume: 50 mL

Analyte	Result	Qual	MDL	PQL
Arsenic	4.0	U	4.0	10
Barium	2.0	U	2.0	10
Beryllium	0.50	U	0.50	2.0
Cadmium	1.0	U	1.0	4.0
Chromium	2.0	U	2.0	10
Cobalt	2.0	U	2.0	10
Copper	2.9	U	2.9	10
Iron	50	U	50	200
Lead	2.0	U	2.0	10
Nickel	2.0	U	2.0	8.0
Selenium	5.0	U	5.0	20
Silver	1.0	U	1.0	4.0
Thallium	5.0	U	5.0	20
Vanadium	2.5	U	2.5	10
Zinc	5.0	U	5.0	20

Calculations are performed before rounding to avoid round-off errors in calculated results.

Quality Control Results

Client: Hillsborough County

Job Number: 660-29417-1

Lab Control Sample - Batch: 660-79737

Method: 6010B
Preparation: 3005A
Total Recoverable

Lab Sample ID: LCS 660-79737/2-A
Client Matrix: Water
Dilution: 1.0
Date Analyzed: 05/29/2009 1253
Date Prepared: 05/28/2009 1726

Analysis Batch: 660-79771
Prep Batch: 660-79737
Units: mg/L

Instrument ID: TJA ICP TRACE
Lab File ID: 9E29A
Initial Weight/Volume: 50 mL
Final Weight/Volume: 50 mL

Analyte	Spike Amount	Result	% Rec.	Limit	Qual
Antimony	1.00	1.01	101	75 - 125	
Sodium	10.0	10.2	102	75 - 125	

Lab Control Sample - Batch: 660-79737

Method: 6010B
Preparation: 3005A
Total Recoverable

Lab Sample ID: LCS 660-79737/2-A
Client Matrix: Water
Dilution: 1.0
Date Analyzed: 05/29/2009 1253
Date Prepared: 05/28/2009 1726

Analysis Batch: 660-79771
Prep Batch: 660-79737
Units: ug/L

Instrument ID: TJA ICP TRACE
Lab File ID: 9E29A
Initial Weight/Volume: 50 mL
Final Weight/Volume: 50 mL

Analyte	Spike Amount	Result	% Rec.	Limit	Qual
Arsenic	1000	1040	104	75 - 125	
Barium	1000	1020	102	75 - 125	
Beryllium	1000	1060	106	75 - 125	
Cadmium	1000	1070	107	75 - 125	
Chromium	990	1020	103	75 - 125	
Cobalt	1000	1010	101	75 - 125	
Copper	1000	1040	104	75 - 125	
Iron	1000	1040	104	75 - 125	
Lead	1000	1060	106	75 - 125	
Nickel	1000	1060	106	75 - 125	
Selenium	1000	990	99	75 - 125	
Silver	1000	1030	103	75 - 125	
Thallium	1000	1030	103	75 - 125	
Vanadium	1000	1050	105	75 - 125	
Zinc	1000	1070	107	75 - 125	

Calculations are performed before rounding to avoid round-off errors in calculated results.

Quality Control Results

Client: Hillsborough County

Job Number: 660-29417-1

Matrix Spike/
Matrix Spike Duplicate Recovery Report - Batch: 660-79737

Method: 6010B
Preparation: 3005A
Total Recoverable

MS Lab Sample ID:	660-29411-H-1-C MS	Analysis Batch: 660-79771	Instrument ID: TJA ICP TRACE
Client Matrix:	Water	Prep Batch: 660-79737	Lab File ID: 9E29A
Dilution:	1.0		Initial Weight/Volume: 50 mL
Date Analyzed:	05/29/2009 1309		Final Weight/Volume: 50 mL
Date Prepared:	05/28/2009 1726		

MSD Lab Sample ID:	660-29411-H-1-D MSD	Analysis Batch: 660-79771	Instrument ID: TJA ICP TRACE
Client Matrix:	Water	Prep Batch: 660-79737	Lab File ID: 9E29A
Dilution:	1.0		Initial Weight/Volume: 50 mL
Date Analyzed:	05/29/2009 1314		Final Weight/Volume: 50 mL
Date Prepared:	05/28/2009 1726		

	% Rec.						
Analyte	MS	MSD	Limit	RPD	RPD Limit	MS Qual	MSD Qual
Antimony	96	101	75 - 125	6	20		
Sodium	104	113	75 - 125	2	20		

Calculations are performed before rounding to avoid round-off errors in calculated results.

Quality Control Results

Client: Hillsborough County

Job Number: 660-29417-1

Matrix Spike/
Matrix Spike Duplicate Recovery Report - Batch: 660-79737

Method: 6010B
Preparation: 3005A
Total Recoverable

MS Lab Sample ID:	660-29411-H-1-C MS	Analysis Batch: 660-79771	Instrument ID: TJA ICP TRACE
Client Matrix:	Water	Prep Batch: 660-79737	Lab File ID: 9E29A
Dilution:	1.0		Initial Weight/Volume: 50 mL
Date Analyzed:	05/29/2009 1309		Final Weight/Volume: 50 mL
Date Prepared:	05/28/2009 1726		

MSD Lab Sample ID:	660-29411-H-1-D MSD	Analysis Batch: 660-79771	Instrument ID: TJA ICP TRACE
Client Matrix:	Water	Prep Batch: 660-79737	Lab File ID: 9E29A
Dilution:	1.0		Initial Weight/Volume: 50 mL
Date Analyzed:	05/29/2009 1314		Final Weight/Volume: 50 mL
Date Prepared:	05/28/2009 1726		

	% Rec.						
Analyte	MS	MSD	Limit	RPD	RPD Limit	MS Qual	MSD Qual
Arsenic	99	105	75 - 125	6	20		
Barium	97	102	75 - 125	5	20		
Beryllium	101	107	75 - 125	6	20		
Cadmium	99	106	75 - 125	6	20		
Chromium	97	103	75 - 125	6	20		
Cobalt	94	100	75 - 125	6	20		
Copper	100	106	75 - 125	5	20		
Iron	102	109	75 - 125	6	20		
Lead	99	105	75 - 125	5	20		
Nickel	98	104	75 - 125	6	20		
Selenium	95	100	75 - 125	5	20		
Silver	98	104	75 - 125	6	20		
Thallium	97	103	75 - 125	6	20		
Vanadium	100	106	75 - 125	6	20		
Zinc	98	104	75 - 125	6	20		

Calculations are performed before rounding to avoid round-off errors in calculated results.

Quality Control Results

Client: Hillsborough County

Job Number: 660-29417-1

Method Blank - Batch: 660-79433

Method: 7470A
Preparation: 7470A

Lab Sample ID: MB 660-79433/1-A
Client Matrix: Water
Dilution: 1.0
Date Analyzed: 05/21/2009 1544
Date Prepared: 05/21/2009 1255

Analysis Batch: 660-79469
Prep Batch: 660-79433
Units: mg/L

Instrument ID: Hg Analyzer
Lab File ID: N/A
Initial Weight/Volume: 25 mL
Final Weight/Volume: 25 mL

Analyte	Result	Qual	MDL	PQL
Mercury	0.000072	U	0.000072	0.00020

Lab Control Sample - Batch: 660-79433

Method: 7470A
Preparation: 7470A

Lab Sample ID: LCS 660-79433/2-A
Client Matrix: Water
Dilution: 1.0
Date Analyzed: 05/21/2009 1546
Date Prepared: 05/21/2009 1255

Analysis Batch: 660-79469
Prep Batch: 660-79433
Units: mg/L

Instrument ID: Hg Analyzer
Lab File ID: N/A
Initial Weight/Volume: 25 mL
Final Weight/Volume: 25 mL

Analyte	Spike Amount	Result	% Rec.	Limit	Qual
Mercury	0.00100	0.00108	108	80 - 120	

Matrix Spike/ Matrix Spike Duplicate Recovery Report - Batch: 660-79433

Method: 7470A
Preparation: 7470A

MS Lab Sample ID: 660-29417-1
Client Matrix: Water
Dilution: 1.0
Date Analyzed: 05/21/2009 1554
Date Prepared: 05/21/2009 1255

Analysis Batch: 660-79469
Prep Batch: 660-79433

Instrument ID: Hg Analyzer
Lab File ID: N/A
Initial Weight/Volume: 25 mL
Final Weight/Volume: 25 mL

MSD Lab Sample ID: 660-29417-1
Client Matrix: Water
Dilution: 1.0
Date Analyzed: 05/21/2009 1556
Date Prepared: 05/21/2009 1255

Analysis Batch: 660-79469
Prep Batch: 660-79433

Instrument ID: Hg Analyzer
Lab File ID: N/A
Initial Weight/Volume: 25 mL
Final Weight/Volume: 25 mL

Analyte	% Rec. MS	% Rec. MSD	Limit	RPD	RPD Limit	MS Qual	MSD Qual
Mercury	97	85	80 - 120	13	20		

Calculations are performed before rounding to avoid round-off errors in calculated results.

Quality Control Results

Client: Hillsborough County

Job Number: 660-29417-1

Method Blank - Batch: 660-79537

Method: 300.0
Preparation: N/A

Lab Sample ID: MB 660-79537/3
Client Matrix: Water
Dilution: 1.0
Date Analyzed: 05/23/2009 0555
Date Prepared: N/A

Analysis Batch: 660-79537
Prep Batch: N/A
Units: mg/L

Instrument ID: ICS 2000
Lab File ID: N/A
Initial Weight/Volume:
Final Weight/Volume: 5 mL

Analyte	Result	Qual	MDL	PQL
Chloride	0.20	U	0.20	0.50

Lab Control Sample - Batch: 660-79537

Method: 300.0
Preparation: N/A

Lab Sample ID: LCS 660-79537/4
Client Matrix: Water
Dilution: 1.0
Date Analyzed: 05/23/2009 0638
Date Prepared: N/A

Analysis Batch: 660-79537
Prep Batch: N/A
Units: mg/L

Instrument ID: ICS 2000
Lab File ID: N/A
Initial Weight/Volume:
Final Weight/Volume: 5 mL

Analyte	Spike Amount	Result	% Rec.	Limit	Qual
Chloride	10.0	10.4	104	90 - 110	

Matrix Spike/ Matrix Spike Duplicate Recovery Report - Batch: 660-79537

Method: 300.0
Preparation: N/A

MS Lab Sample ID: 660-29417-C-1 MS
Client Matrix: Water
Dilution: 2.0
Date Analyzed: 05/27/2009 0738
Date Prepared: N/A

Analysis Batch: 660-79537
Prep Batch: N/A

Instrument ID: ICS 2000
Lab File ID: N/A
Initial Weight/Volume:
Final Weight/Volume: 5 mL

MSD Lab Sample ID: 660-29417-C-1 MSD
Client Matrix: Water
Dilution: 2.0
Date Analyzed: 05/27/2009 0820
Date Prepared: N/A

Analysis Batch: 660-79537
Prep Batch: N/A

Instrument ID: ICS 2000
Lab File ID: N/A
Initial Weight/Volume:
Final Weight/Volume: 5 mL

Analyte	% Rec. MS	% Rec. MSD	Limit	RPD	RPD Limit	MS Qual	MSD Qual
Chloride	102	103	90 - 110	0	30		

Calculations are performed before rounding to avoid round-off errors in calculated results.

Quality Control Results

Client: Hillsborough County

Job Number: 660-29417-1

Method Blank - Batch: 660-79511

Method: 350.1
Preparation: N/A

Lab Sample ID: MB 660-79511/11
Client Matrix: Water
Dilution: 1.0
Date Analyzed: 05/22/2009 1321
Date Prepared: N/A

Analysis Batch: 660-79511
Prep Batch: N/A
Units: mg/L

Instrument ID: Autoanalyzer
Lab File ID: N/A
Initial Weight/Volume: 1.0 mL
Final Weight/Volume: 1.0 mL

Analyte	Result	Qual	MDL	PQL
Ammonia (as N)	0.010	U	0.010	0.020

Lab Control Sample - Batch: 660-79511

Method: 350.1
Preparation: N/A

Lab Sample ID: LCS 660-79511/12
Client Matrix: Water
Dilution: 1.0
Date Analyzed: 05/22/2009 1322
Date Prepared: N/A

Analysis Batch: 660-79511
Prep Batch: N/A
Units: mg/L

Instrument ID: Autoanalyzer
Lab File ID: N/A
Initial Weight/Volume: 1.0 mL
Final Weight/Volume: 10 mL

Analyte	Spike Amount	Result	% Rec.	Limit	Qual
Ammonia (as N)	0.500	0.503	101	90 - 110	

Matrix Spike/ Matrix Spike Duplicate Recovery Report - Batch: 660-79511

Method: 350.1
Preparation: N/A

MS Lab Sample ID: 660-29418-E-1 MS
Client Matrix: Water
Dilution: 1.0
Date Analyzed: 05/22/2009 1328
Date Prepared: N/A

Analysis Batch: 660-79511
Prep Batch: N/A

Instrument ID: Autoanalyzer
Lab File ID: N/A
Initial Weight/Volume: 1.0 mL
Final Weight/Volume: 10 mL

MSD Lab Sample ID: 660-29418-E-1 MSD
Client Matrix: Water
Dilution: 1.0
Date Analyzed: 05/22/2009 1329
Date Prepared: N/A

Analysis Batch: 660-79511
Prep Batch: N/A

Instrument ID: Autoanalyzer
Lab File ID: N/A
Initial Weight/Volume: 1.0 mL
Final Weight/Volume: 10 mL

Analyte	% Rec. MS	% Rec. MSD	Limit	RPD	RPD Limit	MS Qual	MSD Qual
Ammonia (as N)	103	103	90 - 110	0	30		

Calculations are performed before rounding to avoid round-off errors in calculated results.

Quality Control Results

Client: Hillsborough County

Job Number: 660-29417-1

Method Blank - Batch: 660-79353

Method: 353.2
Preparation: N/A

Lab Sample ID: MB 660-79353/1
Client Matrix: Water
Dilution: 1.0
Date Analyzed: 05/19/2009 1416
Date Prepared: N/A

Analysis Batch: 660-79353
Prep Batch: N/A
Units: mg/L

Instrument ID: No Equipment Assigned
Lab File ID: N/A
Initial Weight/Volume: 50 mL
Final Weight/Volume: 50 mL

Analyte	Result	Qual	MDL	PQL
Nitrate Nitrite as N	0.10	U	0.10	0.50
Nitrite as N	0.10	U	0.10	0.50
Nitrate as N	0.10	U	0.10	0.50

Lab Control Sample - Batch: 660-79353

Method: 353.2
Preparation: N/A

Lab Sample ID: LCS 660-79353/2
Client Matrix: Water
Dilution: 1.0
Date Analyzed: 05/19/2009 1416
Date Prepared: N/A

Analysis Batch: 660-79353
Prep Batch: N/A
Units: mg/L

Instrument ID: No Equipment Assigned
Lab File ID: N/A
Initial Weight/Volume: 100 mL
Final Weight/Volume: 100 mL

Analyte	Spike Amount	Result	% Rec.	Limit	Qual
Nitrate Nitrite as N	1.00	1.03	103	90 - 110	
Nitrite as N	1.00	0.957	96	90 - 110	

Calculations are performed before rounding to avoid round-off errors in calculated results.

Quality Control Results

Client: Hillsborough County

Job Number: 660-29417-1

Matrix Spike/
Matrix Spike Duplicate Recovery Report - Batch: 660-79353

Method: 353.2
Preparation: N/A

MS Lab Sample ID:	660-29417-1	Analysis Batch: 660-79353	Instrument ID: No Equipment Assigned
Client Matrix:	Water	Prep Batch: N/A	Lab File ID: N/A
Dilution:	1.0		Initial Weight/Volume: 50 mL
Date Analyzed:	05/19/2009 1416		Final Weight/Volume: 50 mL
Date Prepared:	N/A		

MSD Lab Sample ID:	660-29417-1	Analysis Batch: 660-79353	Instrument ID: No Equipment Assigned
Client Matrix:	Water	Prep Batch: N/A	Lab File ID: N/A
Dilution:	1.0		Initial Weight/Volume: 50 mL
Date Analyzed:	05/19/2009 1416		Final Weight/Volume: 50 mL
Date Prepared:	N/A		

	% Rec.						
Analyte	MS	MSD	Limit	RPD	RPD Limit	MS Qual	MSD Qual
Nitrate Nitrite as N	107	102	90 - 110	5	30		
Nitrite as N	100	116	90 - 110	15	30		J3

Calculations are performed before rounding to avoid round-off errors in calculated results.

Quality Control Results

Client: Hillsborough County

Job Number: 660-29417-1

Method Blank - Batch: 640-56974

Method: SM 2540C
Preparation: N/A

Lab Sample ID: MB 640-56974/1
Client Matrix: Water
Dilution: 1.0
Date Analyzed: 05/23/2009 2025
Date Prepared: N/A

Analysis Batch: 640-56974
Prep Batch: N/A
Units: mg/L

Instrument ID: No Equipment Assigned
Lab File ID: N/A
Initial Weight/Volume: 200 mL
Final Weight/Volume: 200 mL

Analyte	Result	Qual	MDL	PQL
Total Dissolved Solids	5.0	U	5.0	5.0

Lab Control Sample/ Lab Control Sample Duplicate Recovery Report - Batch: 640-56974

Method: SM 2540C
Preparation: N/A

LCS Lab Sample ID: LCS 640-56974/2
Client Matrix: Water
Dilution: 1.0
Date Analyzed: 05/23/2009 2025
Date Prepared: N/A

Analysis Batch: 640-56974
Prep Batch: N/A
Units: mg/L

Instrument ID: No Equipment Assigned
Lab File ID: N/A
Initial Weight/Volume: 100 mL
Final Weight/Volume: 200 mL

LCSD Lab Sample ID: LCSD 640-56974/3
Client Matrix: Water
Dilution: 1.0
Date Analyzed: 05/23/2009 2025
Date Prepared: N/A

Analysis Batch: 640-56974
Prep Batch: N/A
Units: mg/L

Instrument ID: No Equipment Assigned
Lab File ID: N/A
Initial Weight/Volume: 100 mL
Final Weight/Volume: 200 mL

Analyte	% Rec. LCS	% Rec. LCSD	Limit	RPD	RPD Limit	LCS Qual	LCSD Qual
Total Dissolved Solids	99	101	80 - 120	3	25		

Calculations are performed before rounding to avoid round-off errors in calculated results.

Quality Control Results

Client: Hillsborough County

Job Number: 660-29417-1

Duplicate - Batch: 640-56974

Method: SM 2540C
Preparation: N/A

Lab Sample ID: 660-29441-A-5 DU
Client Matrix: Water
Dilution: 1.0
Date Analyzed: 05/23/2009 2025
Date Prepared: N/A

Analysis Batch: 640-56974
Prep Batch: N/A
Units: mg/L

Instrument ID: No Equipment Assigned
Lab File ID: N/A
Initial Weight/Volume: 100 mL
Final Weight/Volume: 200 mL

Analyte	Sample Result/Qual	Result	RPD	Limit	Qual
Total Dissolved Solids	360	372	5	25	

Calculations are performed before rounding to avoid round-off errors in calculated results.

Quality Control Results

Client: Hillsborough County

Job Number: 660-29417-1

Method Blank - Batch: 640-56973

Method: SM 2540D
Preparation: N/A

Lab Sample ID: MB 640-56973/1
Client Matrix: Water
Dilution: 1.0
Date Analyzed: 05/23/2009 2012
Date Prepared: N/A

Analysis Batch: 640-56973
Prep Batch: N/A
Units: mg/L

Instrument ID: No Equipment Assigned
Lab File ID: N/A
Initial Weight/Volume: 1000 mL
Final Weight/Volume: 200 mL

Analyte	Result	Qual	MDL	PQL
Total Suspended Solids	0.48	U	0.48	1.0

Lab Control Sample/ Lab Control Sample Duplicate Recovery Report - Batch: 640-56973

Method: SM 2540D
Preparation: N/A

LCS Lab Sample ID: LCS 640-56973/2
Client Matrix: Water
Dilution: 1.0
Date Analyzed: 05/23/2009 2012
Date Prepared: N/A

Analysis Batch: 640-56973
Prep Batch: N/A
Units: mg/L

Instrument ID: No Equipment Assigned
Lab File ID: N/A
Initial Weight/Volume: 200 mL
Final Weight/Volume: 200 mL

LCSD Lab Sample ID: LCSD 640-56973/3
Client Matrix: Water
Dilution: 1.0
Date Analyzed: 05/23/2009 2013
Date Prepared: N/A

Analysis Batch: 640-56973
Prep Batch: N/A
Units: mg/L

Instrument ID: No Equipment Assigned
Lab File ID: N/A
Initial Weight/Volume: 200 mL
Final Weight/Volume: 200 mL

Analyte	% Rec. LCS	% Rec. LCSD	Limit	RPD	RPD Limit	LCS Qual	LCSD Qual
Total Suspended Solids	98	100	80 - 120	2	25		

Calculations are performed before rounding to avoid round-off errors in calculated results.

Quality Control Results

Client: Hillsborough County

Job Number: 660-29417-1

Duplicate - Batch: 640-56973

Method: SM 2540D
Preparation: N/A

Lab Sample ID: 660-29441-A-5 DU
Client Matrix: Water
Dilution: 1.0
Date Analyzed: 05/23/2009 2017
Date Prepared: N/A

Analysis Batch: 640-56973
Prep Batch: N/A
Units: mg/L

Instrument ID: No Equipment Assigned
Lab File ID: N/A
Initial Weight/Volume: 600 mL
Final Weight/Volume: 200 mL

Analyte	Sample Result/Qual		Result	RPD	Limit	Qual
Total Suspended Solids	1.0	I	0.833	18	25	I

Calculations are performed before rounding to avoid round-off errors in calculated results.

Quality Control Results

Client: Hillsborough County

Job Number: 660-29417-1

Method Blank - Batch: 640-56927

Method: SM 5310C
Preparation: N/A

Lab Sample ID: MB 640-56927/1
Client Matrix: Water
Dilution: 1.0
Date Analyzed: 05/20/2009 2110
Date Prepared: N/A

Analysis Batch: 640-56927
Prep Batch: N/A
Units: mg/L

Instrument ID: No Equipment Assigned
Lab File ID: N/A
Initial Weight/Volume: 40 mL
Final Weight/Volume: 40 mL

Analyte	Result	Qual	MDL	PQL
Total Organic Carbon	0.10	U	0.10	1.0

Lab Control Sample/ Lab Control Sample Duplicate Recovery Report - Batch: 640-56927

Method: SM 5310C
Preparation: N/A

LCS Lab Sample ID: LCS 640-56927/2
Client Matrix: Water
Dilution: 1.0
Date Analyzed: 05/20/2009 2126
Date Prepared: N/A

Analysis Batch: 640-56927
Prep Batch: N/A
Units: mg/L

Instrument ID: No Equipment Assigned
Lab File ID: N/A
Initial Weight/Volume: 40 mL
Final Weight/Volume: 40 mL

LCSD Lab Sample ID: LCSD 640-56927/3
Client Matrix: Water
Dilution: 1.0
Date Analyzed: 05/20/2009 2142
Date Prepared: N/A

Analysis Batch: 640-56927
Prep Batch: N/A
Units: mg/L

Instrument ID: No Equipment Assigned
Lab File ID: N/A
Initial Weight/Volume: 40 mL
Final Weight/Volume: 40 mL

Analyte	% Rec. LCS	% Rec. LCSD	Limit	RPD	RPD Limit	LCS Qual	LCSD Qual
Total Organic Carbon	109	109	80 - 120	0	25		

Calculations are performed before rounding to avoid round-off errors in calculated results.

Quality Control Results

Client: Hillsborough County

Job Number: 660-29417-1

Matrix Spike/
Matrix Spike Duplicate Recovery Report - Batch: 640-56927

Method: SM 5310C
Preparation: N/A

MS Lab Sample ID: 660-29421-C-1 MS
Client Matrix: Water
Dilution: 1.0
Date Analyzed: 05/21/2009 0430
Date Prepared: N/A

Analysis Batch: 640-56927
Prep Batch: N/A

Instrument ID: No Equipment Assigned
Lab File ID: N/A
Initial Weight/Volume: 40 mL
Final Weight/Volume: 40 mL

MSD Lab Sample ID: 660-29421-C-1 MSD
Client Matrix: Water
Dilution: 1.0
Date Analyzed: 05/21/2009 0445
Date Prepared: N/A

Analysis Batch: 640-56927
Prep Batch: N/A

Instrument ID: No Equipment Assigned
Lab File ID: N/A
Initial Weight/Volume: 40 mL
Final Weight/Volume: 40 mL

Analyte	% Rec. MS	MSD	Limit	RPD	RPD Limit	MS Qual	MSD Qual
Total Organic Carbon	113	113	80 - 120	0	25		

Duplicate - Batch: 640-56927

Method: SM 5310C
Preparation: N/A

Lab Sample ID: 660-29421-C-1 DU
Client Matrix: Water
Dilution: 1.0
Date Analyzed: 05/21/2009 0416
Date Prepared: N/A

Analysis Batch: 640-56927
Prep Batch: N/A
Units: mg/L

Instrument ID: No Equipment Assigned
Lab File ID: N/A
Initial Weight/Volume: 40 mL
Final Weight/Volume: 40 mL

Analyte	Sample Result/Qual		Result	RPD	Limit	Qual
Total Organic Carbon	0.10	U	0.10	NC	25	U

Calculations are performed before rounding to avoid round-off errors in calculated results.

TestAmerica
THE LEADER IN ENVIRONMENTAL TESTING

DOH Certification #E84025
DEP COMPQAP # 870251

KNL LABORATORY SERVICES

2742 N. Florida Ave.
P.O. Box 1833
Tampa, Florida 33601
(813) 229-2879
Fax (813) 229-0002

Report Date: June 3, 2009

TestAmerica-Tampa
6712 Benjamin Road
Tampa, FL 33634

Attn: Nancy Robertson

Field Custody: Client
Client/Field ID: 660-29417-1
Holland

Sample Collection: 5-18-09/1040

Lab ID No: 09.4095
Lab Custody Date: 5-20-09/1435
Sample description: Water

CERTIFICATE OF ANALYSIS

Parameter	Units	Results			Analysis Date	Method	Detection Limit
Gross Alpha	pCi/l	3.1	±	1.0	06-01-09/0800	EPA 900.0	1.0
Radium-226	pCi/l	1.5	±	0.6	05-28-09/1150	EPA 903.0	0.6
Radium-228	pCi/l	0.5	±	0.7	06-01-09/0900	EPA Ra-05	1.0

Alpha Standard: Th-230

James W. Hayes
Laboratory Manager

Test results meet all requirements of NELAC standards. Test results refer only to sample(s) listed. Contact person: Jim Hayes (813) 229-2879.

TestAmerica
THE LEADER IN ENVIRONMENTAL TESTING

DOH Certification #E84025
DEP COMPQAP # 870251

KNL LABORATORY SERVICES

2742 N. Florida Ave.
P.O. Box 1833
Tampa, Florida 33601
(813) 229-2879
Fax (813) 229-0002

Report Date: June 3, 2009

TestAmerica-Tampa
6712 Benjamin Road
Tampa, FL 33634

Attn: Nancy Robertson

Field Custody:	Client
Client/Field ID:	660-29417-2 Barnes
Sample Collection:	5-18-09/1115
Lab ID No:	09.4096
Lab Custody Date:	5-20-09/1435
Sample description:	Water

CERTIFICATE OF ANALYSIS

Parameter	Units	Results			Analysis Date	Method	Detection Limit
Gross Alpha	pCi/l	3.6	±	1.1	06-01-09/0800	EPA 900.0	1.1
Radium-226	pCi/l	2.3	±	0.7	05-28-09/1150	EPA 903.0	0.6
Radium-228	pCi/l	0.1	±	0.7	06-01-09/0900	EPA Ra-05	1.0

Alpha Standard: Th-230

James W. Hayes
Laboratory Manager

Test results meet all requirements of NELAC standards. Test results refer only to sample(s) listed. Contact person: Jim Hayes (813) 229-2879.

Page 1 of 1

TestAmerica
THE LEADER IN ENVIRONMENTAL TESTING

DOH Certification #E84025
DEP COMPQAP # 870251

KNL LABORATORY SERVICES

2742 N. Florida Ave.
P.O. Box 1833
Tampa, Florida 33601
(813) 229-2879
Fax (813) 229-0002

Report Date: June 3, 2009

TestAmerica-Tampa
6712 Benjamin Road
Tampa, FL 33634

Attn: Nancy Robertson

Field Custody:	Client
Client/Field ID:	660-29417-3 Equipment Blank
Sample Collection:	5-18-09/1010
Lab ID No:	09.4097
Lab Custody Date:	5-20-09/1435
Sample description:	Water

CERTIFICATE OF ANALYSIS

Parameter	Units	Results			Analysis Date	Method	Detection Limit
Gross Alpha	pCi/l	0.8	±	0.6	06-01-09/0800	EPA 900.0	0.7
Radium-226	pCi/l	0.0	±	0.2	05-28-09/1150	EPA 903.0	0.6
Radium-228	pCi/l	0.1	±	0.6	06-01-09/0900	EPA Ra-05	1.0

Alpha Standard: Th-230

James W. Hayes
Laboratory Manager

Test results meet all requirements of NELAC standards. Test results refer only to sample(s) listed. Contact person: Jim Hayes (813) 229-2679.

Page 1 of 1

TestAmerica Tampa
6712 Benjamin Road Suite 100
Tampa, FL 33634
Phone (813) 885-7427 Fax (813) 885-7049

Chain of Custody Record

TestAmerica
THE LEADER IN ENVIRONMENTAL TESTING

06/29/2009

Client Information (Sub Contract Lab)	Sampler:	Lab PM: Robertson, Nancy	Carrier Tracking No(s):
Client Contact: Shipping/Receiving	Phone:	E-Mail: nancy.robertson@testamericainc.com	COC No: 660-15657.1
Company: KNL Laboratory Services			Page: Page 1 of 1
Address: 2742 North Florida Avenue,	Due Date Requested: 5/26/2009		Job #: 660-29417-1
City: Tampa	TAT Requested (days):		
State, Zip: FL, 33601	PO #:		
Phone: 813-229-2879(Tel)	WO #:		
Email:	Project #: 66002455		
Project Name: Southeast Landfill Well Monitoring	SSOW#:		
Site:			

Analysis Requested

Preservation Codes:
A - HCL, B - NaOH, C - Zn Acetate, D - Nitric Acid, E - NaHSO4, F - MeOH, G - Amchlor, H - Ascorbic Acid, I - Ice, J - DI Water, K - EDTA, L - EDA, M - Hexane, N - None, O - AsNaO2, P - Na2O4S, Q - Na2SO3, R - Na2S2O3, S - NaSO4, T - TSP Dodecahydrate, U - Acetone, V - MCAA, W - pH 4-5, Z - other (specify), Other:

Sample Identification - Client ID (Lab ID)	Sample Date	Sample Time	Sample Type (C=comp, G=grab)	Matrix (W=water, S=solid, O=waste/oil, BT=Tissue, A=Air)	Field Filtered Sample (Yes or No)	Perform MS/MSD (Yes or No)	900.0/ Gross Alpha	903.0/ Radium 226	904.0/ Radium 228	Special Instructions/Note:
Holland (660-29417-1)	5/18/09	10:40		Water			X	X	X	
Barnes (660-29417-2)	5/18/09	11:15		Water			X	X	X	
Equipment Blank (660-29417-3)	5/18/09	10:10		Water			X	X	X	

09-4095-97

Possible Hazard Identification
☐ Non-Hazard ☐ Flammable ☐ Skin Irritant ☐ Poison B ☐ Unknown ☐ Radiological
Deliverable Requested: I, II, III, IV, Other (specify)

Sample Disposal (A fee may be assessed if samples are retained longer than 1 month)
☐ Return To Client ☐ Disposal By Lab ☐ Archive For ____ Months
Special Instructions/QC Requirements:

Empty Kit Relinquished by:	Date:	Time:	Method of Shipment:		
Relinquished by:	Date/Time: 5-20-09 1435	Company: TA	Received by:	Date/Time: 5-20-09 1435	Company: KNL
Relinquished by:	Date/Time:	Company:	Received by:	Date/Time:	Company:
Relinquished by:	Date/Time:	Company:	Received by:	Date/Time:	Company:
Custody Seals Intact: ☐ Yes ☐ No	Custody Seal No.:		Cooler Temperature(s) °C and Other Remarks:		

TestAmerica THE LEADER IN ENVIRONMENTAL TESTING

TestAmerica

THE LEADER IN ENVIRONMENTAL TESTING

660-29417

HILLSBOROUGH COUNTY DEPT. OF SOLID WASTE COC SHEET

SOUTHEAST LANDFILL WELL MONITORING PROGRAM

PRECLEANED SAMPLE CONTAINERS:

		DATE	TIME
RELINQUISHED BY:	REP. OF CONTRACT LAB.	5/7/9	1200
ACCEPTED BY:	REP. OF SOLID WASTE DEPT.	5-8-09	1100

LOCATION: **HOLLAND** SAMPLE MATRIX: **WATER** OTHER MATRIX: ____

PERSONAL ENGAGED IN SAMPLE COLLECTION ☑ A.Adger ☑ A.Balloon ☑ D.Pannell

WELL VOLUME TO PURGE: 15 MIN: PURGE STARTED: DATE 5-18-09 TIME 10:15A

ACTUAL PURGE TIME: ____ MIN:

FIELD PARAMETERS:

BY	TIME	TEMP	COND	PH	DO	TURB
AA	10:30	23.97	385	7.20	0.16	0.7
AA	10:35	24.00	384	7.20	0.15	0.6
AA	10:40	24.01	384	7.20	0.15	0.5

SAMPLE CONTAINERS

QTY	CONTAINER DESCRIPTION	QTY	CONTAINER DESCRIPTION	PRESERVED
3	40 ml VIAL	3	40 ml VIAL	
	125 ml. PLASTIC		125 ml. PLASTIC	
	125 ml GLASS		125 ml GLASS	
	250 ml. PLASTIC	2	250 ml. PLASTIC	
	250 ml. GLASS		250 ml. GLASS	
	500 ml. PLASTIC		500 ml. PLASTIC	
	500 ml. GLASS		500 ml. GLASS	
3	LITER PLASTIC	3	LITER PLASTIC	
	LITER GLASS		LITER GLASS	
	BACTERIAL		BACTERIAL	

16 TOTAL No. OF SAMPLES COLLECTED:

COLLECTED DATE	TIME
5-18-09	10:40A

ANALYSIS REQUESTED:

ANTIMONY, AMMONIA-N, ARSENIC, BARIUM, BERILLIUM, CADMIUM, CHLORIDES, CHROMIUM, COBALT, COPPER, GROSS ALPHA, IRON, LEAD, MERCURY, NICKEL, NITRATE NITROGEN, RADIUM-226 & 228, SELENIUM, SILVER, SODIUM, TDS, THALLIUM, TOC, TSS, VANADIUM, ZINC

Parameters LISTED IN 40 CFR PART 258, APPENDIX I-8260/8011

PRESERVED SAMPLES PH < 2.0 yes SAMPLE STORAGE: COOLER & ICE TO 4.0 c

ABOVE LISTED SAMPLES:

		DATE	TIME
RELINQUISHED BY:	REP. OF SOLID WASTE DEPT.	5-18-09	3:20
ACCEPTED BY:	REP. OF CONTRACT LAB.	5-18-09	3:20

COMMENT`S: WO#0018

2.8°C 5.6°C, & 2.9°C CU-07

TestAmerica

THE LEADER IN ENVIRONMENTAL TESTING

HILLSBOROUGH COUNTY DEPT. OF SOLID WASTE COC SHEET

SOUTHEAST LANDFILL WELL MONITORING PROGRAM

PRECLEANED SAMPLE CONTAINERS:

		DATE	TIME
RELINQUISHED BY:	REP. OF CONTRACT LAB.	5/7/9	1900
ACCEPTED BY:	REP. OF SOLID WASTE DEPT.	5-8-09	1100

LOCATION: BARNES SAMPLE MATRIX: WATER OTHER MATRIX: ____

PERSONAL ENGAGED IN SAMPLE COLLECTION ☑ A.Adger ☐ A.Balloon ☑ D.Pannell

WELL VOLUME TO PURGE: 15 MIN: PURGE STARTED: DATE 5-18-09 TIME 10:50A

ACTUAL PURGE TIME: 25 MIN:

FIELD PARAMETERS:

BY	TIME	TEMP	COND	PH	DO	TURB
AA	11:05	24.23	329	7.29	0.14	0.3
AA	11:10	24.33	329	7.28	0.15	0.3
AA	11:15	24.24	328	7.26	0.14	0.2

SAMPLE CONTAINERS

QTY	CONTAINER DESCRIPTION	QTY	CONTAINER DESCRIPTION	PRESERVED
3	40 ml VIAL	3	40 ml VIAL	
	125 ml. PLASTIC		125 ml. PLASTIC	
	125 ml GLASS		125 ml GLASS	
	250 ml. PLASTIC	2	250 ml. PLASTIC	
	250 ml. GLASS	1	250 ml. GLASS	
	500 ml. PLASTIC		500 ml. PLASTIC	
	500 ml. GLASS		500 ml. GLASS	
3	LITER PLASTIC	3	LITER PLASTIC	
	LITER GLASS		LITER GLASS	
	BACTERIAL		BACTERIAL	

16 TOTAL No. OF SAMPLES COLLECTED:

COLLECTED DATE | TIME: 5-18-09 | 11:15A

ANALYSIS REQUESTED:

ANTIMONY, AMMONIA-N, ARSENIC, BARIUM, BERILLIUM, CADMIUM, CHLORIDES, CHROMIUM, COBALT, COPPER, GROSS - ALPHA, IRON, LEAD, MERCURY, NICKEL, NITRATE - NITROGEN, RADIUM-226 & 228, SELENIUM, SILVER, SODIUM, TDS, THALLIUM, TOC, TSS, VANADIUM, ZINC

Parameters LISTED IN 40 CFR PART 258, APPENDIX I-8260/8011

PRESERVED SAMPLES PH < 2.0 yes SAMPLE STORAGE: COOLER & ICE TO 4.0 c

		DATE	TIME
ABOVE LISTED SAMPLES: RELINQUISHED BY:	REP. OF SOLID WASTE DEPT.	5-18-09	3:20
ACCEPTED BY:	REP. OF CONTRACT LAB.	5-18-09	3:20

COMMENT`S: WO # 0018

TestAmerica
THE LEADER IN ENVIRONMENTAL TESTING

HILLSBOROUGH COUNTY DEPT. OF SOLID WASTE COC SHEET
SOUTHEAST LANDFILL WELL MONITORING PROGRAM
PRIVATE WELLS EQUIPMENT BLANK

PRECLEANED SAMPLE CONTAINERS: DATE | TIME

RELINQUISHED BY: _____ REP. OF CONTRACT LAB. 5/7/09 | 1200

ACCEPTED BY: _____ REP. OF SOLID WASTE DEPT. 5-8-09 | 1100

LOCATION: EQUIPMENT BLANK SAMPLE MATRIX: WATER OTHER MATRIX: ____

PERSONAL ENGAGED IN SAMPLE COLLECTION ~~A.Adger~~ ~~A.Balloon~~ ~~D.Pannell~~

FIELD PARAMETERS:

N/A

SAMPLE CONTAINERS

QTY	CONTAINER DESCRIPTION	QTY	CONTAINER DESCRIPTION	PRESERVED
3	40 ml VIAL	3	40 ml VIAL	
	125 ml. PLASTIC		125 ml. PLASTIC	
	125 ml GLASS		125 ml GLASS	
	250 ml. PLASTIC	2	250 ml. PLASTIC	
	250 ml. GLASS	1	250 ml. GLASS	
	500 ml. PLASTIC		500 ml. PLASTIC	
	500 ml. GLASS		500 ml. GLASS	
3	LITER PLASTIC	3	LITER PLASTIC	
	LITER GLASS		LITER GLASS	
	BACTERIAL		BACTERIAL	

16 TOTAL No. OF SAMPLES COLLECTED:

COLLECTED
DATE | TIME
5-18-09 | 10:10A

ANALYSIS REQUESTED:

ANTIMONY	AMMONIA-N	ARSENIC	BARIUM	BERILLIUM	CADMIUM
CHLORIDES	CHROMIUM	COBALT	COPPER	GROSS - ALPHA	IRON
LEAD	MERCURY	NICKEL	NITRATE - NITROGEN		
RADIUM-226 & 228		SELENIUM	SILVER	SODIUM	TDS
THALLIUM	TOC	TSS	VANADIUM	ZINC	

Parameters LISTED IN 40 CFR PART 258, APPENDIX I-8260/8011

PRESERVED SAMPLES PH < 2.0 YES SAMPLE STORAGE: COOLER & ICE TO 4.0 c

ABOVE LISTED SAMPLES: DATE | TIME
RELINQUISHED BY: _____ REP. OF SOLID WASTE DEPT. 5-18-09 | 3:30
ACCEPTED BY: _____ REP. OF CONTRACT LAB. 5-18-09 | 3:20

COMMENT`S: WO#0018

TestAmerica
THE LEADER IN ENVIRONMENTAL TESTING

HILLSBOROUGH COUNTY DEPT. OF SOLID WASTE COC SHEET
SOUTHEAST LANDFILL WELL MONITORING PROGRAM

PRECLEANED SAMPLE CONTAINERS: DATE | TIME

RELINQUISHED BY: _____ REP. OF CONTRACT LAB. 5/7/09 | 1200

ACCEPTED BY: _____ REP. OF SOLID WASTE DEPT. 5-8-09 | 1100

LOCATION: TRAVEL BLANK SAMPLE MATRIX: WATER OTHER MATRIX: _____

PERSONAL ENGAGED IN SAMPLE COLLECTION: ☐ A.Adger ☐ A.Balloon ☐ D.Pannell

CONTAINER CODE:

NO. COL.	TYPE	PRESERVATIVE	CONTAINER TYPE	COLLECTED DATE | TIME
2	VOC	1:1 HCL	2-40 ml. SEPTUM VIAL	5-18-09 | 10:05A

2 TOTAL No. OF SAMPLES COLLECTED:

ANALYSIS REQUESTED:

EPA 8260

PRESERVED SAMPLES PH < 2.0 yes SAMPLE STORAGE: COOLER & ICE TO 4.0 c

ABOVE LISTED SAMPLES: DATE | TIME

RELINQUISHED BY: _____ REP. OF SOLID WASTE DEPT. 5-18-09 | 3:20

ACCEPTED BY: _____ REP. OF CONTRACT LAB. 5-18-09 | 3:20

COMMENT`S: WO# 0018

TestAmerica

THE LEADER IN ENVIRONMENTAL TESTING

PRESERVATION CONFIRMATION FORM

Tampa, FL

JOB NUMBER: 29417 Logged in TALS By : Carol McNulty

Cooler Received on (date) 5/18/09 And Opened By (full name): Finley Matthews

1. Shipper (circle one) FEDEX UPS DHL (WALK-IN) COURIER OTHER: _____

2. Tracking # _____

3. Temperature of rep. sample or temp blank when opened: 2.8, 3.6, 2.9 *Degrees Celsius*

4. Number of H2SO4 (sulfuric acid) preserved containers: 6

All containers pH < 2 ? yes If not please comment below:

5. Number of HCL (hydrochloric acid) preserved containers: _____

All containers pH < 2 ? _____ If not please comment below:

6. Number of HNO3 (nitric acid) preserved containers: 12

All containers pH < 2 ? yes If not please comment below:

7. Number of NaOH (sodium hydroxide) preserved containers: _____

All containers pH >12 ? _____ If not please comment below:

8. Number of Unpreserved containers: 9

All containers pH between 6 and 8? yes If not please comment below:

9. Was chlorine present in any of the unpreserved containers? NO

If yes, which samples? _____

TestAmerica
THE LEADER IN ENVIRONMENTAL TESTING

Login Sample Receipt Check List

Client: Hillsborough County

Job Number: 660-29417-1

Login Number: 29417
Creator: Harrison, Amanda
List Number: 1

List Source: TestAmerica Tampa

Question	T / F/ NA	Comment
Radioactivity either was not measured or, if measured, is at or below background	N/A	
The cooler's custody seal, if present, is intact.	N/A	
The cooler or samples do not appear to have been compromised or tampered with.	True	
Samples were received on ice.	True	3.6, 2.9, 2.8 degrees C CU-07
Cooler Temperature is acceptable.	True	
Cooler Temperature is recorded.	True	
COC is present.	True	
COC is filled out in ink and legible.	True	
COC is filled out with all pertinent information.	True	
There are no discrepancies between the sample IDs on the containers and the COC.	True	
Samples are received within Holding Time.	True	
Sample containers have legible labels.	True	
Containers are not broken or leaking.	True	
Sample collection date/times are provided.	True	
Appropriate sample containers are used.	True	
Sample bottles are completely filled.	True	
There is sufficient vol. for all requested analyses, incl. any requested MS/MSDs	True	
VOA sample vials do not have headspace or bubble is <6mm (1/4") in diameter.	True	
If necessary, staff have been informed of any short hold time or quick TAT needs	True	
Multiphasic samples are not present.	True	
Samples do not require splitting or compositing.	True	

TestAmerica
THE LEADER IN ENVIRONMENTAL TESTING

Login Sample Receipt Check List

Client: Hillsborough County

Job Number: 660-29417-1

Login Number: 29417
Creator: Jones, Daniella
List Number: 1

List Source: TestAmerica Tallahassee
List Creation: 05/20/09 08:18 AM

Question	T / F/ NA	Comment
Radioactivity either was not measured or, if measured, is at or below background	N/A	
The cooler's custody seal, if present, is intact.	True	
The cooler or samples do not appear to have been compromised or tampered with.	True	
Samples were received on ice.	True	
Cooler Temperature is acceptable.	True	
Cooler Temperature is recorded.	True	
COC is present.	True	
COC is filled out in ink and legible.	True	
COC is filled out with all pertinent information.	True	
There are no discrepancies between the sample IDs on the containers and the COC.	True	
Samples are received within Holding Time.	True	
Sample containers have legible labels.	True	
Containers are not broken or leaking.	True	
Sample collection date/times are provided.	True	
Appropriate sample containers are used.	True	
Sample bottles are completely filled.	True	
There is sufficient vol. for all requested analyses, incl. any requested MS/MSDs	True	
VOA sample vials do not have headspace or bubble is <6mm (1/4") in diameter.	N/A	
If necessary, staff have been informed of any short hold time or quick TAT needs	True	
Multiphasic samples are not present.	True	
Samples do not require splitting or compositing.	True	

Facility Name: SOUTHEAST COUNTY SLF (PICNIC LF)

PARAMETER MONITORING REPORT

Rule 62-701

WACS Report Type: SEMGW

Description: Semiannual Gw: 62-701.510(8)(A) (2 Pages)

WACS Facility ID #: 41193

WACS Testsite ID #: 883

WACS Testsite Name: Holland

Water Classification: G-II
(i.e.: LC - Leachate, G-II, SW-IIIF)

* Well Purged prior to Sample Collection? (Y/N): Y

Sample Date/Time: 5/18/2009 10:40:00AM

Sampling Method: Unknown

Permitted Well Type: CO

(AS) Assessment
(BG) Background
(CO) Compliance
(DE) Detection
(DG) Downgradient
(IM) Intermediate
(IW) Irrigation Well
(OT) Other
(PZ) Piezometer
(SO) Source
(UP) Upgradient
(WS) Water Supply

STORET Code	Parameter Monitored	Field Filtered (Y/N)	NELAC Lab Certification # (DOHE)	Analysis Method	Analysis Date/Time	Analysis Result	Detection Limit	Units	Qual
001002	Arsenic	N	E84282	6010B	6/1/2009 9:40:00AM	4	4	ug/L	U
001097	Antimony	N	E84282	6010B	6/1/2009 9:40:00AM	4	4	ug/L	U
009501	Radium-226	N	E84282	903	5/28/2009 11:50:00AM	1.5	0.6	pCi/L	
001501	Gross Alpha	N	E84282	900	6/1/2009 8:00:00AM	3.1	1	pCi/L	
071900	Mercury	N	E84282	7470A	5/21/2009 3:52:00PM	0.072	0.072	ug/L	U
001092	Zinc	N	E84282	6010B	6/1/2009 9:40:00AM	32	5	ug/L	
001087	Vanadium	N	E84282	6010B	6/1/2009 9:40:00AM	2.5	2.5	ug/L	U
001059	Thallium	N	E84282	6010B	6/1/2009 9:40:00AM	5	5	ug/L	U
000929	Sodium	N	E84282	6010B	6/1/2009 9:40:00AM	5.3	0.31	mg/L	
001077	Silver	N	E84282	6010B	6/1/2009 9:40:00AM	1	1	ug/L	U
039180	Trichloroethene	N	E84282	8260B	5/19/2009 2:34:00PM	0.5	0.5	ug/L	U
011501	Radium-228	N	E84282	Ra-05	6/1/2009 9:00:00AM	0.5	1	pCi/L	
001045	Iron	N	E84282	6010B	6/1/2009 9:40:00AM	1400	50	ug/L	
001042	Copper	N	E84282	6010B	6/1/2009 9:40:00AM	2.9	2.9	ug/L	U
001037	Cobalt	N	E84282	6010B	6/1/2009 9:40:00AM	2	2	ug/L	U
001034	Chromium	N	E84282	6010B	6/1/2009 9:40:00AM	2	2	ug/L	U
001027	Cadmium	N	E84282	6010B	6/1/2009 9:40:00AM	1	1	ug/L	U
039175	Vinyl chloride	N	E84282	8260B	5/19/2009 2:34:00PM	0.5	0.5	ug/L	U
001051	Lead	N	E84282	6010B	6/1/2009 9:40:00AM	2	2	ug/L	U
077057	Vinyl acetate	N	E84282	8260B	5/19/2009 2:34:00PM	1.5	1.5	ug/L	U
081551	Xylenes, Total	N	E84282	8260B	5/19/2009 2:34:00PM	0.5	0.5	ug/L	U
070300	Total Dissolved Solids	N	E81005	SM 2540C	5/23/2009 8:25:00PM	220	5	mg/L	
000530	Total Suspended Solids	N	E81005	SM 2540D	5/23/2009 8:15:00PM	3.6	0.53	mg/L	
000940	Chloride	N	E84282	300	5/27/2009 6:55:00AM	19	0.2	mg/L	
034423	Methylene Chloride	N	E84282	8260B	5/19/2009 2:34:00PM	4	4	ug/L	U
000620	Nitrate as N	N	E84282	353.2	5/19/2009 2:16:00PM	0.1	0.1	mg/L	U
034699	trans-1,3-Dichloropropene	N	E84282	8260B	5/19/2009 2:34:00PM	0.14	0.14	ug/L	U
077424	Iodomethane	N	E84282	8260B	5/19/2009 2:34:00PM	2.5	2.5	ug/L	U
000610	Ammonia (as N)	N	E84282	350.1	5/22/2009 1:23:00PM	0.089	0.01	mg/L	
001067	Nickel	N	E84282	6010B	6/1/2009 9:40:00AM	5.9	2	ug/L	I
034488	Trichlorofluoromethane	N	E84282	8260B	5/19/2009 2:34:00PM	2.5	2.5	ug/L	U
034475	Tetrachloroethene	N	E84282	8260B	5/19/2009 2:34:00PM	0.5	0.5	ug/L	U
049263	trans-1,4-Dichloro-2-butene	N	E84282	8260B	5/19/2009 2:34:00PM	2.5	2.5	ug/L	U
034546	trans-1,2-Dichloroethene	N	E84282	8260B	5/19/2009 2:34:00PM	0.44	0.44	ug/L	U
034010	Toluene	N	E84282	8260B	5/19/2009 2:34:00PM	0.51	0.51	ug/L	U
077128	Styrene	N	E84282	8260B	5/19/2009 2:34:00PM	0.98	0.98	ug/L	U
001147	Selenium	N	E84282	6010B	6/1/2009 9:40:00AM	5	5	ug/L	U
077562	1,1,1,2-Tetrachloroethane	N	E84282	8260B	5/19/2009 2:34:00PM	0.63	0.63	ug/L	U
000680	Total Organic Carbon	N	E81005	SM 5310C	5/21/2009 3:26:00AM	1.4	0.1	mg/L	
081596	4-Methyl-2-pentanone	N	E84282	8260B	5/19/2009 2:34:00PM	3.8	3.8	ug/L	JU
032105	Dibromochloromethane	N	E84282	8260B	5/19/2009 2:34:00PM	0.34	0.34	ug/L	U
034704	cis-1,3-Dichloropropene	N	E84282	8260B	5/19/2009 2:34:00PM	0.14	0.14	ug/L	U
077093	cis-1,2-Dichloroethene	N	E84282	8260B	5/19/2009 2:34:00PM	0.65	0.65	ug/L	U
034418	Chloromethane	N	E84282	8260B	5/19/2009 2:34:00PM	1	1	ug/L	U

* Well purging is the process of pumping the well prior to sampling in order to obtain a representative ground water sample.

Form Produced by FDEP Validator software

WACS Facility ID #: 41193
WACS Testsite ID #: 883
WACS Testsite Name: Holland
Water Classification: G-II
(i.e.: LC - Leachate, G-II, SW-IIIF)

* Well Purged prior to Sample Collection? (Y/N): Y

Sample Date/Time: 5/18/2009 10:40:00AM
Sampling Method: Unknown
Permitted Well Type: CO

(AS) Assessment
(BG) Background
(CO) Compliance
(DE) Detection
(DG) Downgradient
(IM) Intermediate
(IW) Irrigation Well
(OT) Other
(PZ) Piezometer
(SO) Source
(UP) Upgradient
(WS) Water Supply

STORET Code	Parameter Monitored	Field Filtered (Y/N)	NELAC Lab Certification # (DOHE)	Analysis Method	Analysis Date/Time	Analysis Result	Detection Limit	Units	Qual
032106	Chloroform	N	E84282	8260B	5/19/2009 2:34:00PM	0.9	0.9	ug/L	U
034311	Chloroethane	N	E84282	8260B	5/19/2009 2:34:00PM	2.5	2.5	ug/L	U
034301	Chlorobenzene	N	E84282	8260B	5/19/2009 2:34:00PM	0.63	0.63	ug/L	U
001012	Beryllium	N	E84282	6010B	6/1/2009 9:40:00AM	0.5	0.5	ug/L	U
034215	Acrylonitrile	N	E84282	8260B	5/19/2009 2:34:00PM	1.2	1.2	ug/L	U
034371	Ethylbenzene	N	E84282	8260B	5/19/2009 2:34:00PM	0.44	0.44	ug/L	U
077041	Carbon disulfide	N	E84282	8260B	5/19/2009 2:34:00PM	0.85	0.85	ug/L	U
081552	Acetone	N	E84282	8260B	5/19/2009 2:34:00PM	9.9	9.9	ug/L	JU
078124	Benzene	N	E84282	8260B	5/19/2009 2:34:00PM	0.5	0.5	ug/L	U
073085	Bromochloromethane	N	E84282	8260B	5/19/2009 2:34:00PM	0.58	0.58	ug/L	U
032101	Bromodichloromethane	N	E84282	8260B	5/19/2009 2:34:00PM	0.35	0.35	ug/L	U
032104	Bromoform	N	E84282	8260B	5/19/2009 2:34:00PM	0.58	0.58	ug/L	U
034413	Bromomethane	N	E84282	8260B	5/19/2009 2:34:00PM	2.5	2.5	ug/L	U
032102	Carbon tetrachloride	N	E84282	8260B	5/19/2009 2:34:00PM	0.42	0.42	ug/L	U
034506	1,1,1-Trichloroethane	N	E84282	8260B	5/19/2009 2:34:00PM	0.46	0.46	ug/L	U
034571	1,4-Dichlorobenzene	N	E84282	8260B	5/19/2009 2:34:00PM	0.52	0.52	ug/L	U
034541	1,2-Dichloropropane	N	E84282	8260B	5/19/2009 2:34:00PM	0.52	0.52	ug/L	U
034531	1,2-Dichloroethane	N	E84282	8260B	5/19/2009 2:34:00PM	0.57	0.57	ug/L	U
034536	1,2-Dichlorobenzene	N	E84282	8260B	5/19/2009 2:34:00PM	0.44	0.44	ug/L	U
077443	1,2,3-Trichloropropane	N	E84282	8260B	5/19/2009 2:34:00PM	0.18	0.18	ug/L	U
034501	1,1-Dichloroethene	N	E84282	8260B	5/19/2009 2:34:00PM	0.45	0.45	ug/L	U
034496	1,1-Dichloroethane	N	E84282	8260B	5/19/2009 2:34:00PM	0.52	0.52	ug/L	U
077103	2-Hexanone	N	E84282	8260B	5/19/2009 2:34:00PM	4.4	4.4	ug/L	JU
081595	2-Butanone	N	E84282	8260B	5/19/2009 2:34:00PM	8.4	8.4	ug/L	JU
077596	Dibromomethane	N	E84282	8260B	5/19/2009 2:34:00PM	0.41	0.41	ug/L	U
000299	Oxygen, Dissolved	N	E84282	DEP-SOP	5/18/2009 10:40:00AM	0.15		mg/L	
077651	Ethylene Dibromide	N	E81005	8011	5/25/2009 1:00:00AM	0.0041	0.0041	ug/L	JU
038437	1,2-Dibromo-3-Chloropropane	N	E81005	8011	5/25/2009 1:00:00AM	0.0025	0.0025	ug/L	JU
082079	Turbidity	N	E84282	DEP-SOP	5/18/2009 10:40:00AM	0.5		NTU	
000094	Specific Conductance	N	E84282	DEP-SOP	5/18/2009 10:40:00AM	384		umhos/cm	
000010	Field Temperature	N	E84282	DEP-SOP	5/18/2009 10:40:00AM	24.01		Degrees C	
001007	Barium	N	E84282	6010B	6/1/2009 9:40:00AM	4.4	2	ug/L	I
034516	1,1,2,2-Tetrachloroethane	N	E84282	8260B	5/19/2009 2:34:00PM	0.15	0.15	ug/L	JU
034511	1,1,2-Trichloroethane	N	E84282	8260B	5/19/2009 2:34:00PM	0.47	0.47	ug/L	U
000406	Field pH	N	E84282	DEP-SOP	5/18/2009 10:40:00AM	7.2		SU	

Total Parameters Monitored: 79

* Well purging is the process of pumping the well prior to sampling in order to obtain a representative ground water sample.

Facility Name: SOUTHEAST COUNTY SLF (PICNIC LF)

PARAMETER MONITORING REPORT
Rule 62-701
WACS Report Type: SEMGW
Description: Semiannual Gw: 62-701.510(8)(A) (2 Pages)

WACS Facility ID #: 41193
WACS Testsite ID #: 881
WACS Testsite Name: Barnes
Water Classification: G-II
(i.e.: LC - Leachate, G-II, SW-IIIF)

* Well Purged prior to Sample Collection? (Y/N): Y

Sample Date/Time: 5/18/2009 11:15:00AM
Sampling Method: Unknown
Permitted Well Type: CO

(AS) Assessment
(BG) Background
(CO) Compliance
(DE) Detection
(DG) Downgradient
(IM) Intermediate
(IW) Irrigation Well
(OT) Other
(PZ) Piezometer
(SO) Source
(UP) Upgradient
(WS) Water Supply

STORET Code	Parameter Monitored	Field Filtered (Y/N)	NELAC Lab Certification # (DOHE)	Analysis Method	Analysis Date/Time	Analysis Result	Detection Limit	Units	Qual
001077	Silver	N	E84282	6010B	6/1/2009 9:45:00AM	1	1	ug/L	U
001147	Selenium	N	E84282	6010B	6/1/2009 9:45:00AM	5	5	ug/L	U
011501	Radium-228	N	E84282	Ra-05	6/1/2009 9:00:00AM	0.1	1	pCi/L	
009501	Radium-226	N	E84282	903	5/28/2009 11:50:00AM	2.3	0.6	pCi/L	
001501	Gross Alpha	N	E84282	900	6/1/2009 8:00:00AM	3.6	1.1	pCi/L	
071900	Mercury	N	E84282	7470A	5/21/2009 3:58:00PM	0.072	0.072	ug/L	U
001092	Zinc	N	E84282	6010B	6/1/2009 9:45:00AM	140	5	ug/L	
001087	Vanadium	N	E84282	6010B	6/1/2009 9:45:00AM	2.5	2.5	ug/L	U
000680	Total Organic Carbon	N	E81005	SM 5310C	5/21/2009 3:39:00AM	0.74	0.1	mg/L	I
001007	Barium	N	E84282	6010B	6/1/2009 9:45:00AM	14	2	ug/L	
077128	Styrene	N	E84282	8260B	5/19/2009 3:44:00PM	0.98	0.98	ug/L	U
001012	Beryllium	N	E84282	6010B	6/1/2009 9:45:00AM	0.5	0.5	ug/L	U
001067	Nickel	N	E84282	6010B	6/1/2009 9:45:00AM	2	2	ug/L	U
001051	Lead	N	E84282	6010B	6/1/2009 9:45:00AM	2	2	ug/L	U
001045	Iron	N	E84282	6010B	6/1/2009 9:45:00AM	50	50	ug/L	U
001042	Copper	N	E84282	6010B	6/1/2009 9:45:00AM	4	2.9	ug/L	I
001037	Cobalt	N	E84282	6010B	6/1/2009 9:45:00AM	2	2	ug/L	U
001034	Chromium	N	E84282	6010B	6/1/2009 9:45:00AM	2	2	ug/L	U
001059	Thallium	N	E84282	6010B	6/1/2009 9:45:00AM	5	5	ug/L	U
077424	Iodomethane	N	E84282	8260B	5/19/2009 3:44:00PM	2.5	2.5	ug/L	U
034413	Bromomethane	N	E84282	8260B	5/19/2009 3:44:00PM	2.5	2.5	ug/L	U
001097	Antimony	N	E84282	6010B	6/1/2009 9:45:00AM	10	4	ug/L	I
000620	Nitrate as N	N	E84282	353.2	5/19/2009 2:16:00PM	0.36	0.1	mg/L	I
000610	Ammonia (as N)	N	E84282	350.1	5/22/2009 1:24:00PM	0.084	0.01	mg/L	
000940	Chloride	N	E84282	300	5/23/2009 7:21:00PM	9.7	0.2	mg/L	
000530	Total Suspended Solids	N	E81005	SM 2540D	5/23/2009 8:15:00PM	0.55	0.55	mg/L	U
070300	Total Dissolved Solids	N	E81005	SM 2540C	5/23/2009 8:25:00PM	24	5	mg/L	
077057	Vinyl acetate	N	E84282	8260B	5/19/2009 3:44:00PM	1.5	1.5	ug/L	U
039175	Vinyl chloride	N	E84282	8260B	5/19/2009 3:44:00PM	0.5	0.5	ug/L	U
034423	Methylene Chloride	N	E84282	8260B	5/19/2009 3:44:00PM	4	4	ug/L	U
034488	Trichlorofluoromethane	N	E84282	8260B	5/19/2009 3:44:00PM	2.5	2.5	ug/L	U
001027	Cadmium	N	E84282	6010B	6/1/2009 9:45:00AM	1	1	ug/L	U
049263	trans-1,4-Dichloro-2-butene	N	E84282	8260B	5/19/2009 3:44:00PM	2.5	2.5	ug/L	U
034699	trans-1,3-Dichloropropene	N	E84282	8260B	5/19/2009 3:44:00PM	0.14	0.14	ug/L	U
034546	trans-1,2-Dichloroethene	N	E84282	8260B	5/19/2009 3:44:00PM	0.44	0.44	ug/L	U
034010	Toluene	N	E84282	8260B	5/19/2009 3:44:00PM	0.51	0.51	ug/L	U
034475	Tetrachloroethene	N	E84282	8260B	5/19/2009 3:44:00PM	0.5	0.5	ug/L	U
000406	Field pH	N	E84282	DEP-SOP	5/18/2009 11:15:00AM	7.26		SU	
081551	Xylenes, Total	N	E84282	8260B	5/19/2009 3:44:00PM	0.5	0.5	ug/L	U
034301	Chlorobenzene	N	E84282	8260B	5/19/2009 3:44:00PM	0.63	0.63	ug/L	U
000010	Field Temperature	N	E84282	DEP-SOP	5/18/2009 11:15:00AM	24.24		Degrees C	
034511	1,1,2-Trichloroethane	N	E84282	8260B	5/19/2009 3:44:00PM	0.47	0.47	ug/L	U
034704	cis-1,3-Dichloropropene	N	E84282	8260B	5/19/2009 3:44:00PM	0.14	0.14	ug/L	U
081596	4-Methyl-2-pentanone	N	E84282	8260B	5/19/2009 3:44:00PM	3.8	3.8	ug/L	U

* Well purging is the process of pumping the well prior to sampling in order to obtain a representative ground water sample.

Form Produced by FDEP Validator software

WACS Facility ID #: 41193
WACS Testsite ID #: 881
WACS Testsite Name: Barnes
Water Classification: G-II
(i.e.: LC - Leachate, G-II, SW-IIIF)

* Well Purged prior to Sample Collection? (Y/N): Y

Sample Date/Time: 5/18/2009 11:15:00AM
Sampling Method: Unknown
Permitted Well Type: CO

(AS) Assessment
(BG) Background
(CO) Compliance
(DE) Detection
(DG) Downgradient
(IM) Intermediate
(IW) Irrigation Well
(OT) Other
(PZ) Piezometer
(SO) Source
(UP) Upgradient
(WS) Water Supply

STORET Code	Parameter Monitored	Field Filtered (Y/N)	NELAC Lab Certification # (DOHE)	Analysis Method	Analysis Date/Time	Analysis Result	Detection Limit	Units	Qual
077596	Dibromomethane	N	E84282	8260B	5/19/2009 3:44:00PM	0.41	0.41	ug/L	U
032105	Dibromochloromethane	N	E84282	8260B	5/19/2009 3:44:00PM	0.34	0.34	ug/L	U
077093	cis-1,2-Dichloroethene	N	E84282	8260B	5/19/2009 3:44:00PM	0.65	0.65	ug/L	U
034418	Chloromethane	N	E84282	8260B	5/19/2009 3:44:00PM	1	1	ug/L	U
001002	Arsenic	N	E84282	6010B	6/1/2009 9:45:00AM	4	4	ug/L	U
034311	Chloroethane	N	E84282	8260B	5/19/2009 3:44:00PM	2.5	2.5	ug/L	U
032104	Bromoform	N	E84282	8260B	5/19/2009 3:44:00PM	0.58	0.58	ug/L	U
032102	Carbon tetrachloride	N	E84282	8260B	5/19/2009 3:44:00PM	0.42	0.42	ug/L	U
077041	Carbon disulfide	N	E84282	8260B	5/19/2009 3:44:00PM	0.85	0.85	ug/L	U
081552	Acetone	N	E84282	8260B	5/19/2009 3:44:00PM	9.9	9.9	ug/L	U
000929	Sodium	N	E84282	6010B	6/1/2009 9:45:00AM	8.5	0.31	mg/L	
032101	Bromodichloromethane	N	E84282	8260B	5/19/2009 3:44:00PM	0.35	0.35	ug/L	U
039180	Trichloroethene	N	E84282	8260B	5/19/2009 3:44:00PM	0.5	0.5	ug/L	U
078124	Benzene	N	E84282	8260B	5/19/2009 3:44:00PM	0.5	0.5	ug/L	U
034215	Acrylonitrile	N	E84282	8260B	5/19/2009 3:44:00PM	1.2	1.2	ug/L	U
032106	Chloroform	N	E84282	8260B	5/19/2009 3:44:00PM	0.9	0.9	ug/L	U
034541	1,2-Dichloropropane	N	E84282	8260B	5/19/2009 3:44:00PM	0.52	0.52	ug/L	U
034506	1,1,1-Trichloroethane	N	E84282	8260B	5/19/2009 3:44:00PM	0.46	0.46	ug/L	U
073085	Bromochloromethane	N	E84282	8260B	5/19/2009 3:44:00PM	0.58	0.58	ug/L	U
081595	2-Butanone	N	E84282	8260B	5/19/2009 3:44:00PM	8.4	8.4	ug/L	U
034571	1,4-Dichlorobenzene	N	E84282	8260B	5/19/2009 3:44:00PM	0.52	0.52	ug/L	U
034531	1,2-Dichloroethane	N	E84282	8260B	5/19/2009 3:44:00PM	0.57	0.57	ug/L	U
034536	1,2-Dichlorobenzene	N	E84282	8260B	5/19/2009 3:44:00PM	0.44	0.44	ug/L	U
077443	1,2,3-Trichloropropane	N	E84282	8260B	5/19/2009 3:44:00PM	0.18	0.18	ug/L	U
034501	1,1-Dichloroethene	N	E84282	8260B	5/19/2009 3:44:00PM	0.45	0.45	ug/L	U
034496	1,1-Dichloroethane	N	E84282	8260B	5/19/2009 3:44:00PM	0.52	0.52	ug/L	U
077103	2-Hexanone	N	E84282	8260B	5/19/2009 3:44:00PM	4.4	4.4	ug/L	U
000299	Oxygen, Dissolved	N	E84282	DEP-SOP	5/18/2009 11:15:00AM	0.14		mg/L	
034516	1,1,2,2-Tetrachloroethane	N	E84282	8260B	5/19/2009 3:44:00PM	0.15	0.15	ug/L	U
034371	Ethylbenzene	N	E84282	8260B	5/19/2009 3:44:00PM	0.44	0.44	ug/L	U
082079	Turbidity	N	E84282	DEP-SOP	5/18/2009 11:15:00AM	0.2		NTU	
038437	1,2-Dibromo-3-Chloropropane	N	E81005	8011	5/25/2009 1:14:00AM	0.0026	0.0026	ug/L	JU
077651	Ethylene Dibromide	N	E81005	8011	5/25/2009 1:14:00AM	0.0042	0.0042	ug/L	JU
077562	1,1,1,2-Tetrachloroethane	N	E84282	8260B	5/19/2009 3:44:00PM	0.63	0.63	ug/L	U
000094	Specific Conductance	N	E84282	DEP-SOP	5/18/2009 11:15:00AM	328		umhos/cm	

Total Parameters Monitored: 79

* Well purging is the process of pumping the well prior to sampling in order to obtain a representative ground water sample.

Facility Name: SOUTHEAST COUNTY SLF (PICNIC LF)

PARAMETER MONITORING REPORT
Rule 62-701
WACS Report Type: SEMGW
Description: Semiannual Gw: 62-701.510(8)(A) (2 Pages)

WACS Facility ID #: 41193
WACS Testsite ID #:
WACS Testsite Name: Equipment Blank
Water Classification:
(i.e.: LC - Leachate, G-II, SW-IIIF)
* Well Purged prior to Sample Collection? (Y/N):

Sample Date/Time: 5/18/2009 10:10:00AM
Sampling Method:
Permitted Well Type:

(AS) Assessment
(BG) Background
(CO) Compliance
(DE) Detection
(DG) Downgradient
(IM) Intermediate
(IW) Irrigation Well
(OT) Other
(PZ) Piezometer
(SO) Source
(UP) Upgradient
(WS) Water Supply

STORET Code	Parameter Monitored	Field Filtered (Y/N)	NELAC Lab Certification # (DOHE)	Analysis Method	Analysis Date/Time	Analysis Result	Detection Limit	Units	Qual
034699	trans-1,3-Dichloropropene	N	E84282	8260B	5/19/2009 4:06:00PM	0.14	0.14	ug/L	U
034531	1,2-Dichloroethane	N	E84282	8260B	5/19/2009 4:06:00PM	0.57	0.57	ug/L	U
034506	1,1,1-Trichloroethane	N	E84282	8260B	5/19/2009 4:06:00PM	0.46	0.46	ug/L	U
038437	1,2-Dibromo-3-Chloropropane	N	E81005	8011	5/25/2009 1:27:00AM	0.0026	0.0026	ug/L	JU
077651	Ethylene Dibromide	N	E81005	8011	5/25/2009 1:27:00AM	0.0042	0.0042	ug/L	JU
081596	4-Methyl-2-pentanone	N	E84282	8260B	5/19/2009 4:06:00PM	3.8	3.8	ug/L	U
077562	1,1,1,2-Tetrachloroethane	N	E84282	8260B	5/19/2009 4:06:00PM	0.63	0.63	ug/L	U
034423	Methylene Chloride	N	E84282	8260B	5/19/2009 4:06:00PM	4	4	ug/L	U
034516	1,1,2,2-Tetrachloroethane	N	E84282	8260B	5/19/2009 4:06:00PM	0.15	0.15	ug/L	U
034501	1,1-Dichloroethene	N	E84282	8260B	5/19/2009 4:06:00PM	0.45	0.45	ug/L	U
081595	2-Butanone	N	E84282	8260B	5/19/2009 4:06:00PM	8.4	8.4	ug/L	U
034215	Acrylonitrile	N	E84282	8260B	5/19/2009 4:06:00PM	1.2	1.2	ug/L	U
034541	1,2-Dichloropropane	N	E84282	8260B	5/19/2009 4:06:00PM	0.52	0.52	ug/L	U
034571	1,4-Dichlorobenzene	N	E84282	8260B	5/19/2009 4:06:00PM	0.52	0.52	ug/L	U
077103	2-Hexanone	N	E84282	8260B	5/19/2009 4:06:00PM	4.4	4.4	ug/L	U
032106	Chloroform	N	E84282	8260B	5/19/2009 4:06:00PM	0.9	0.9	ug/L	U
077443	1,2,3-Trichloropropane	N	E84282	8260B	5/19/2009 4:06:00PM	0.18	0.18	ug/L	U
032104	Bromoform	N	E84282	8260B	5/19/2009 4:06:00PM	0.58	0.58	ug/L	U
081552	Acetone	N	E84282	8260B	5/19/2009 4:06:00PM	9.9	9.9	ug/L	U
000929	Sodium	N	E84282	6010B	6/1/2009 9:51:00AM	1.7	0.31	mg/L	
032101	Bromodichloromethane	N	E84282	8260B	5/19/2009 4:06:00PM	0.35	0.35	ug/L	U
032105	Dibromochloromethane	N	E84282	8260B	5/19/2009 4:06:00PM	0.34	0.34	ug/L	U
034413	Bromomethane	N	E84282	8260B	5/19/2009 4:06:00PM	2.5	2.5	ug/L	U
077041	Carbon disulfide	N	E84282	8260B	5/19/2009 4:06:00PM	0.85	0.85	ug/L	U
032102	Carbon tetrachloride	N	E84282	8260B	5/19/2009 4:06:00PM	0.42	0.42	ug/L	U
034371	Ethylbenzene	N	E84282	8260B	5/19/2009 4:06:00PM	0.44	0.44	ug/L	U
034311	Chloroethane	N	E84282	8260B	5/19/2009 4:06:00PM	2.5	2.5	ug/L	U
034536	1,2-Dichlorobenzene	N	E84282	8260B	5/19/2009 4:06:00PM	0.44	0.44	ug/L	U
073085	Bromochloromethane	N	E84282	8260B	5/19/2009 4:06:00PM	0.58	0.58	ug/L	U
034418	Chloromethane	N	E84282	8260B	5/19/2009 4:06:00PM	1	1	ug/L	U
034704	cis-1,3-Dichloropropene	N	E84282	8260B	5/19/2009 4:06:00PM	0.14	0.14	ug/L	U
077596	Dibromomethane	N	E84282	8260B	5/19/2009 4:06:00PM	0.41	0.41	ug/L	U
078124	Benzene	N	E84282	8260B	5/19/2009 4:06:00PM	0.5	0.5	ug/L	U
034511	1,1,2-Trichloroethane	N	E84282	8260B	5/19/2009 4:06:00PM	0.47	0.47	ug/L	U
077424	Iodomethane	N	E84282	8260B	5/19/2009 4:06:00PM	2.5	2.5	ug/L	U
077093	cis-1,2-Dichloroethene	N	E84282	8260B	5/19/2009 4:06:00PM	0.65	0.65	ug/L	U
034301	Chlorobenzene	N	E84282	8260B	5/19/2009 4:06:00PM	0.63	0.63	ug/L	U
000940	Chloride	N	E84282	300	5/23/2009 9:28:00PM	0.2	0.2	mg/L	U
001007	Barium	N	E84282	6010B	6/1/2009 9:51:00AM	2	2	ug/L	U
049263	trans-1,4-Dichloro-2-butene	N	E84282	8260B	5/19/2009 4:06:00PM	2.5	2.5	ug/L	U
039180	Trichloroethene	N	E84282	8260B	5/19/2009 4:06:00PM	0.5	0.5	ug/L	U
077057	Vinyl acetate	N	E84282	8260B	5/19/2009 4:06:00PM	1.5	1.5	ug/L	U
034546	trans-1,2-Dichloroethene	N	E84282	8260B	5/19/2009 4:06:00PM	0.44	0.44	ug/L	U
081551	Xylenes, Total	N	E84282	8260B	5/19/2009 4:06:00PM	0.5	0.5	ug/L	U

* Well purging is the process of pumping the well prior to sampling in order to obtain a representative ground water sample.

Form Produced by FDEP Validator software

WACS Facility ID #: 41193

WACS Testsite ID #:

WACS Testsite Name: Equipment Blank

Water Classification:
(i.e.: LC - Leachate, G-II, SW-IIIF)

* Well Purged prior to Sample Collection? (Y/N):

Sample Date/Time: 5/18/2009 10:10:00AM

Sampling Method:

Permitted Well Type:

(AS) Assessment
(BG) Background
(CO) Compliance
(DE) Detection
(DG) Downgradient
(IM) Intermediate
(IW) Irrigation Well
(OT) Other
(PZ) Piezometer
(SO) Source
(UP) Upgradient
(WS) Water Supply

STORET Code	Parameter Monitored	Field Filtered (Y/N)	NELAC Lab Certification # (DOHE)	Analysis Method	Analysis Date/Time	Analysis Result	Detection Limit	Units	Qual
001077	Silver	N	E84282	6010B	6/1/2009 9:51:00AM	1	1	ug/L	U
001097	Antimony	N	E84282	6010B	6/1/2009 9:51:00AM	4	4	ug/L	U
000530	Total Suspended Solids	N	E81005	SM 2540D	5/23/2009 8:15:00PM	0.56	0.56	mg/L	U
000620	Nitrate as N	N	E84282	353.2	5/19/2009 2:16:00PM	0.1	0.1	mg/L	U
000680	Total Organic Carbon	N	E81005	SM 5310C	5/21/2009 3:52:00AM	0.1	0.1	mg/L	U
034475	Tetrachloroethene	N	E84282	8260B	5/19/2009 4:06:00PM	0.5	0.5	ug/L	U
034488	Trichlorofluoromethane	N	E84282	8260B	5/19/2009 4:06:00PM	2.5	2.5	ug/L	U
001002	Arsenic	N	E84282	6010B	6/1/2009 9:51:00AM	4	4	ug/L	U
034496	1,1-Dichloroethane	N	E84282	8260B	5/19/2009 4:06:00PM	0.52	0.52	ug/L	U
034010	Toluene	N	E84282	8260B	5/19/2009 4:06:00PM	0.51	0.51	ug/L	U
070300	Total Dissolved Solids	N	E81005	SM 2540C	5/23/2009 8:25:00PM	5	5	mg/L	
001045	Iron	N	E84282	6010B	6/1/2009 9:51:00AM	110	50	ug/L	I
001087	Vanadium	N	E84282	6010B	6/1/2009 9:51:00AM	2.5	2.5	ug/L	U
001027	Cadmium	N	E84282	6010B	6/1/2009 9:51:00AM	1	1	ug/L	U
000610	Ammonia (as N)	N	E84282	350.1	5/22/2009 1:26:00PM	0.037	0.01	mg/L	
039175	Vinyl chloride	N	E84282	8260B	5/19/2009 4:06:00PM	0.5	0.5	ug/L	U
001034	Chromium	N	E84282	6010B	6/1/2009 9:51:00AM	2	2	ug/L	U
001042	Copper	N	E84282	6010B	6/1/2009 9:51:00AM	2.9	2.9	ug/L	U
001051	Lead	N	E84282	6010B	6/1/2009 9:51:00AM	2	2	ug/L	U
001147	Selenium	N	E84282	6010B	6/1/2009 9:51:00AM	5	5	ug/L	U
001501	Gross Alpha	N	E84282	900	6/1/2009 8:00:00AM	0.8	0.7	pCi/L	
001059	Thallium	N	E84282	6010B	6/1/2009 9:51:00AM	5	5	ug/L	U
001067	Nickel	N	E84282	6010B	6/1/2009 9:51:00AM	2	2	ug/L	U
001092	Zinc	N	E84282	6010B	6/1/2009 9:51:00AM	5	5	ug/L	U
071900	Mercury	N	E84282	7470A	5/21/2009 4:01:00PM	0.072	0.072	ug/L	U
001012	Beryllium	N	E84282	6010B	6/1/2009 9:51:00AM	0.5	0.5	ug/L	U
011501	Radium-228	N	E84282	Ra-05	6/1/2009 9:00:00AM	0.1	1	pCi/L	
001037	Cobalt	N	E84282	6010B	6/1/2009 9:51:00AM	2	2	ug/L	U
009501	Radium-226	N	E84282	903	5/28/2009 11:50:00AM	0	0.6	pCi/L	
077128	Styrene	N	E84282	8260B	5/19/2009 4:06:00PM	0.98	0.98	ug/L	U

Total Parameters Monitored: 74

* Well purging is the process of pumping the well prior to sampling in order to obtain a representative ground water sample.

Facility Name: SOUTHEAST COUNTY SLF (PICNIC LF)

PARAMETER MONITORING REPORT

Rule 62-701

WACS Report Type: SEMGW

Description: Semiannual Gw: 62-701.510(8)(A) (2 Pages)

WACS Facility ID #: 41193

WACS Testsite ID #:

WACS Testsite Name: Trip Blank

Water Classification:
(i.e.: LC - Leachate, G-II, SW-IIIF)

* Well Purged prior to Sample Collection? (Y/N):

Sample Date/Time: 5/18/2009 10:05:00AM

Sampling Method:

Permitted Well Type:

(AS) Assessment
(BG) Background
(CO) Compliance
(DE) Detection
(DG) Downgradient
(IM) Intermediate
(IW) Irrigation Well
(OT) Other
(PZ) Piezometer
(SO) Source
(UP) Upgradient
(WS) Water Supply

STORET Code	Parameter Monitored	Field Filtered (Y/N)	NELAC Lab Certification # (DOHE)	Analysis Method	Analysis Date/Time	Analysis Result	Detection Limit	Units	Qual
034541	1,2-Dichloropropane	N	E84282	8260B	5/19/2009 2:12:00PM	0.52	0.52	ug/L	U
034531	1,2-Dichloroethane	N	E84282	8260B	5/19/2009 2:12:00PM	0.57	0.57	ug/L	U
034536	1,2-Dichlorobenzene	N	E84282	8260B	5/19/2009 2:12:00PM	0.44	0.44	ug/L	U
077443	1,2,3-Trichloropropane	N	E84282	8260B	5/19/2009 2:12:00PM	0.18	0.18	ug/L	U
034501	1,1-Dichloroethene	N	E84282	8260B	5/19/2009 2:12:00PM	0.45	0.45	ug/L	U
034506	1,1,1-Trichloroethane	N	E84282	8260B	5/19/2009 2:12:00PM	0.46	0.46	ug/L	U
034496	1,1-Dichloroethane	N	E84282	8260B	5/19/2009 2:12:00PM	0.52	0.52	ug/L	U
032104	Bromoform	N	E84282	8260B	5/19/2009 2:12:00PM	0.58	0.58	ug/L	U
077562	1,1,1,2-Tetrachloroethane	N	E84282	8260B	5/19/2009 2:12:00PM	0.63	0.63	ug/L	U
081551	Xylenes, Total	N	E84282	8260B	5/19/2009 2:12:00PM	0.5	0.5	ug/L	U
034511	1,1,2-Trichloroethane	N	E84282	8260B	5/19/2009 2:12:00PM	0.47	0.47	ug/L	U
081595	2-Butanone	N	E84282	8260B	5/19/2009 2:12:00PM	8.4	8.4	ug/L	U
077041	Carbon disulfide	N	E84282	8260B	5/19/2009 2:12:00PM	0.85	0.85	ug/L	U
081596	4-Methyl-2-pentanone	N	E84282	8260B	5/19/2009 2:12:00PM	3.8	3.8	ug/L	U
081552	Acetone	N	E84282	8260B	5/19/2009 2:12:00PM	9.9	9.9	ug/L	U
034215	Acrylonitrile	N	E84282	8260B	5/19/2009 2:12:00PM	1.2	1.2	ug/L	U
078124	Benzene	N	E84282	8260B	5/19/2009 2:12:00PM	0.5	0.5	ug/L	U
032101	Bromodichloromethane	N	E84282	8260B	5/19/2009 2:12:00PM	0.35	0.35	ug/L	U
034413	Bromomethane	N	E84282	8260B	5/19/2009 2:12:00PM	2.5	2.5	ug/L	U
077103	2-Hexanone	N	E84282	8260B	5/19/2009 2:12:00PM	4.4	4.4	ug/L	U
032105	Dibromochloromethane	N	E84282	8260B	5/19/2009 2:12:00PM	0.34	0.34	ug/L	U
073085	Bromochloromethane	N	E84282	8260B	5/19/2009 2:12:00PM	0.58	0.58	ug/L	U
034475	Tetrachloroethene	N	E84282	8260B	5/19/2009 2:12:00PM	0.5	0.5	ug/L	U
034571	1,4-Dichlorobenzene	N	E84282	8260B	5/19/2009 2:12:00PM	0.52	0.52	ug/L	U
077424	Iodomethane	N	E84282	8260B	5/19/2009 2:12:00PM	2.5	2.5	ug/L	U
034371	Ethylbenzene	N	E84282	8260B	5/19/2009 2:12:00PM	0.44	0.44	ug/L	U
077596	Dibromomethane	N	E84282	8260B	5/19/2009 2:12:00PM	0.41	0.41	ug/L	U
034704	cis-1,3-Dichloropropene	N	E84282	8260B	5/19/2009 2:12:00PM	0.14	0.14	ug/L	U
032106	Chloroform	N	E84282	8260B	5/19/2009 2:12:00PM	0.9	0.9	ug/L	U
034301	Chlorobenzene	N	E84282	8260B	5/19/2009 2:12:00PM	0.63	0.63	ug/L	U
034423	Methylene Chloride	N	E84282	8260B	5/19/2009 2:12:00PM	4	4	ug/L	U
034311	Chloroethane	N	E84282	8260B	5/19/2009 2:12:00PM	2.5	2.5	ug/L	U
077093	cis-1,2-Dichloroethene	N	E84282	8260B	5/19/2009 2:12:00PM	0.65	0.65	ug/L	U
077128	Styrene	N	E84282	8260B	5/19/2009 2:12:00PM	0.98	0.98	ug/L	U
039180	Trichloroethene	N	E84282	8260B	5/19/2009 2:12:00PM	0.5	0.5	ug/L	U
034010	Toluene	N	E84282	8260B	5/19/2009 2:12:00PM	0.51	0.51	ug/L	U
034546	trans-1,2-Dichloroethene	N	E84282	8260B	5/19/2009 2:12:00PM	0.44	0.44	ug/L	U
034699	trans-1,3-Dichloropropene	N	E84282	8260B	5/19/2009 2:12:00PM	0.14	0.14	ug/L	U
049263	trans-1,4-Dichloro-2-butene	N	E84282	8260B	5/19/2009 2:12:00PM	2.5	2.5	ug/L	U
034488	Trichlorofluoromethane	N	E84282	8260B	5/19/2009 2:12:00PM	2.5	2.5	ug/L	U
077057	Vinyl acetate	N	E84282	8260B	5/19/2009 2:12:00PM	1.5	1.5	ug/L	U
039175	Vinyl chloride	N	E84282	8260B	5/19/2009 2:12:00PM	0.5	0.5	ug/L	U
032102	Carbon tetrachloride	N	E84282	8260B	5/19/2009 2:12:00PM	0.42	0.42	ug/L	U
034516	1,1,2,2-Tetrachloroethane	N	E84282	8260B	5/19/2009 2:12:00PM	0.15	0.15	ug/L	U

* Well purging is the process of pumping the well prior to sampling in order to obtain a representative ground water sample.

Form Produced by FDEP Validator software

WACS Facility ID #: 41193

WACS Testsite ID #:

WACS Testsite Name: Trip Blank

Water Classification:
(i.e.: LC - Leachate, G-II, SW-IIIF)

* Well Purged prior to Sample Collection? (Y/N):

Sample Date/Time: 5/18/2009 10:05:00AM

Sampling Method:

Permitted Well Type:

(AS) Assessment
(BG) Background
(CO) Compliance
(DE) Detection
(DG) Downgradient
(IM) Intermediate
(IW) Irrigation Well
(OT) Other
(PZ) Piezometer
(SO) Source
(UP) Upgradient
(WS) Water Supply

STORET Code	Parameter Monitored	Field Filtered (Y/N)	NELAC Lab Certification # (DOHE)	Analysis Method	Analysis Date/Time	Analysis Result	Detection Limit	Units	Qual
034418	Chloromethane	N	E84282	8260B	5/19/2009 2:12:00PM	1	1	ug/L	U

Total Parameters Monitored: 45

* Well purging is the process of pumping the well prior to sampling in order to obtain a representative ground water sample.

TestAmerica
THE LEADER IN ENVIRONMENTAL TESTING

ANALYTICAL REPORT

Job Number: 660-29411-1

Job Description: Southeast Landfill Surface Site

For:
Hillsborough County
Solid Waste Management Department
601 East Kennedy Blvd
24th Floor County Center
Tampa, FL 33601

Attention: Mr. David S Adams



Approved for release.
Nancy Robertson
Project Manager II
6/26/2009 5:29 PM

Nancy Robertson
Project Manager II
nancy.robertson@testamericainc.com
06/26/2009

cc: Mr. Jim Clayton
Mr. Michael Townsel

Methods: FDEP, DOH Certification #: TestAmerica Tampa E84282,TestAmerica Tallahassee E81005

These test results meet all the requirements of NELAC unless specified in the case narrative. All questions regarding this test report should be directed to the TestAmerica Project Manager who signed this test report. The estimated uncertainty associated with these reported results is available upon request. The results contained in this test report relate only to these samples included herein.

Job Narrative
660-J29411-1

Receipt
All samples were received in good condition within temperature requirements.

GC Semi VOA
Method 8011: The percent RPD in the Laboratory Control Sample for batch 56976 was outside QC limits. The Percent Recoveries were in control. The samples are flagged with J3.

General Chemistry
Method SM 10200H: The matrix duplicate percent RPD performed on sample Mine Cut #1was outside QC limits. The sample is flagged with J3.

Method SM 9222D: Sample Surface Site 3B2B is flagged with B because the ideal range of 20-60 colonies per plate was not met.

EXECUTIVE SUMMARY - Detections

Client: Hillsborough County

Job Number: 660-29411-1

Lab Sample ID / Analyte	Client Sample ID	Result / Qualifier		Reporting Limit	Units	Method
660-29411-1	**MINE CUT #1**					
Hardness as calcium carbonate		190		3.3	mg/L	SM 2340B
Field pH		6.51			SU	Field Sampling
Field Temperature		27.46			Degrees C	Field Sampling
Oxygen, Dissolved		2.59			mg/L	Field Sampling
Specific Conductance		579			umhos/cm	Field Sampling
Turbidity		12.7			NTU	Field Sampling
Phosphorus, Total		2.7		0.30	mg/L	365.4
Total Dissolved Solids		490		10	mg/L	SM 2540C
Total Suspended Solids		31		12	mg/L	SM 2540D
Biochemical Oxygen Demand		27		2.0	mg/L	SM 5210B
Chemical Oxygen Demand		110		20	mg/L	SM 5220D
Total Organic Carbon		34		4.0	mg/L	SM 5310C
Nitrogen, Total		3.8		0.050	mg/L	Total Nitrogen
Coliform, Fecal		200		10	CFU/100mL	SM 9222D
Dissolved						
Chlorophyll a-Dissolved		120	J3	2.0	ug/L	SM 10200H
Total Recoverable						
Barium		6.9	I	10	ug/L	6010B
Zinc		32		20	ug/L	6010B

EXECUTIVE SUMMARY - Detections

Client: Hillsborough County

Job Number: 660-29411-1

Lab Sample ID / Analyte	Client Sample ID	Result / Qualifier		Reporting Limit	Units	Method
660-29411-2	**SURFACE SITE 3B2B**					
Hardness as calcium carbonate		98		3.3	mg/L	SM 2340B
Field pH		6.65			SU	Field Sampling
Field Temperature		21.58			Degrees C	Field Sampling
Oxygen, Dissolved		4.73			mg/L	Field Sampling
Specific Conductance		310			umhos/cm	Field Sampling
Turbidity		6.6			NTU	Field Sampling
Phosphorus, Total		1.2		0.30	mg/L	365.4
Total Dissolved Solids		230		5.0	mg/L	SM 2540C
Total Suspended Solids		3.5	I	5.0	mg/L	SM 2540D
Biochemical Oxygen Demand		2.6		2.0	mg/L	SM 5210B
Chemical Oxygen Demand		39		20	mg/L	SM 5220D
Total Organic Carbon		15		1.0	mg/L	SM 5310C
Nitrogen, Total		0.78		0.050	mg/L	Total Nitrogen
Unionized Ammonia		0.00022		0.00014	mg/L	UnionizedNH3
Coliform, Fecal		500	B	100	CFU/100mL	SM 9222D
Dissolved						
Chlorophyll a-Dissolved		4.7		2.0	ug/L	SM 10200H
Total Recoverable						
Barium		15		10	ug/L	6010B
Chromium		2.1	I	10	ug/L	6010B
Iron		1000		200	ug/L	6010B
Zinc		27		20	ug/L	6010B

EXECUTIVE SUMMARY - Detections

Client: Hillsborough County

Job Number: 660-29411-1

Lab Sample ID / Analyte	Client Sample ID	Result / Qualifier		Reporting Limit	Units	Method
660-29411-3	**SURFACE SITE 3C2**					
Hardness as calcium carbonate		400		3.3	mg/L	SM 2340B
Field pH		6.26			SU	Field Sampling
Field Temperature		22.47			Degrees C	Field Sampling
Oxygen, Dissolved		3.61			mg/L	Field Sampling
Specific Conductance		1095			umhos/cm	Field Sampling
Turbidity		9.0			NTU	Field Sampling
Phosphorus, Total		0.30		0.30	mg/L	365.4
Total Dissolved Solids		700		10	mg/L	SM 2540C
Total Suspended Solids		8.0		5.0	mg/L	SM 2540D
Chemical Oxygen Demand		25		20	mg/L	SM 5220D
Total Organic Carbon		11		1.0	mg/L	SM 5310C
Nitrogen, Total		0.92		0.050	mg/L	Total Nitrogen
Unionized Ammonia		0.00017		0.00014	mg/L	UnionizedNH3
Coliform, Fecal		250		10	CFU/100mL	SM 9222D
Dissolved						
Chlorophyll a-Dissolved		5.4		2.0	ug/L	SM 10200H
Total Recoverable						
Barium		49		10	ug/L	6010B
Cadmium		1.7	I	4.0	ug/L	6010B
Cobalt		10		10	ug/L	6010B
Iron		3000		200	ug/L	6010B
Nickel		8.3		8.0	ug/L	6010B
Zinc		230		20	ug/L	6010B
660-29411-4	**EQUIPMENT BLANK**					
Total Dissolved Solids		9.0		5.0	mg/L	SM 2540C
Nitrogen, Total		0.26		0.050	mg/L	Total Nitrogen
Total Recoverable						
Antimony		7.9	I	20	ug/L	6010B
Arsenic		8.3	I	10	ug/L	6010B
Thallium		8.8	I	20	ug/L	6010B
Zinc		14	I	20	ug/L	6010B

METHOD SUMMARY

Client: Hillsborough County

Job Number: 660-29411-1

Description	Lab Location	Method	Preparation Method
Matrix: Water			
Volatile Organic Compounds (GC/MS)	TAL TAM	SW846 8260B	
Purge and Trap	TAL TAM		SW846 5030B
EDB, DBCP, and 1,2,3-TCP (GC)	TAL TAL	SW846 8011	
Microextraction	TAL TAL		SW846 8011
Metals (ICP)	TAL TAM	SW846 6010B	
Preparation, Total Recoverable or Dissolved Metals	TAL TAM		SW846 3005A
Mercury (CVAA)	TAL TAM	SW846 7470A	
Preparation, Mercury	TAL TAM		SW846 7470A
Hardness, Calculation	TAL TAM	SM SM 2340B	
Nitrogen, Nitrate-Nitrite	TAL TAM	MCAWW 353.2	
Phosphorus, Total	TAL TAM	EPA 365.4	
Phosphorus, Total	TAL TAM		MCAWW 365.2/365.3/365
Chlorophyll-a	TAL TAM	SM SM 10200H	
Chlorophyll A, Filtration	TAL TAM		SM SM 10200H
Solids, Total Dissolved (TDS)	TAL TAL	SM SM 2540C	
Solids, Total Suspended (TSS)	TAL TAL	SM SM 2540D	
BOD, 5-Day	TAL TAM	SM SM 5210B	
COD	TAL TAM	SM SM 5220D	
COD	TAL TAM		SM SM 5220
TOC	TAL TAL	SM SM 5310C	
Nitrogen, Total	TAL TAM	EPA Total Nitrogen	
Ammonia, Unionized	TAL TAM	FL-DEP UnionizedNH3	
Coliforms, Fecal (Membrane Filter)	TAL TAM	SM SM 9222D	
Field Sampling	TAL TAM	EPA Field Sampling	

Lab References:

TAL TAL = TestAmerica Tallahassee

TAL TAM = TestAmerica Tampa

Method References:

EPA = US Environmental Protection Agency

FL-DEP = State Of Florida Department Of Environmental Protection, Florida Administrative Code.

MCAWW = "Methods For Chemical Analysis Of Water And Wastes", EPA-600/4-79-020, March 1983 And Subsequent Revisions.

SM = "Standard Methods For The Examination Of Water And Wastewater",

SW846 = "Test Methods For Evaluating Solid Waste, Physical/Chemical Methods", Third Edition, November 1986 And Its Updates.

METHOD / ANALYST SUMMARY

Client: Hillsborough County

Job Number: 660-29411-1

Method	Analyst	Analyst ID
SW846 8260B	Mathew, Pinky	PM
SW846 8011	Kelly, Cheryl A	CAK
SW846 6010B	Fox, Greg	GF
SW846 7470A	Canales, Richard	RC
SM SM 2340B	Fox, Greg	GF
EPA Field Sampling	Sampler, Field	FS
MCAWW 353.2	Steward, Tiffany	TS
EPA 365.4	Petterson, Alyssa	AP
SM SM 10200H	Sengsouvanna, Dom	DS
SM SM 2540C	Wilkerson, Shelette	SW
SM SM 2540D	Wilkerson, Shelette	SW
SM SM 5210B	Sengsouvanna, Dom	DS
SM SM 5220D	Martin, Randolph	RM
SM SM 5310C	Frank, Michelle	MF
SM SM 9222D	Griffith, Kelly L	KLG
EPA Total Nitrogen	Hansen, Amy	AH
FL-DEP UnionizedNH3	Hansen, Amy	AH

Mr. David S Adams
Hillsborough County
Solid Waste Management Department
601 East Kennedy Blvd
24th Floor County Center
Tampa, FL 33601

Job Number: 660-29411-1

Client Sample ID: Mine Cut #1
Lab Sample ID: 660-29411-1

Date Sampled: 05/18/2009 1346
Date Received: 05/18/2009 1520
Client Matrix: Water

Analyte	Result/Qualifier		Unit	MDL	PQL	Dilution
Method: 8260B			Date Analyzed:	05/19/2009 1303		
Prep Method: 5030B			Date Prepared:	05/19/2009 1303		
Acetone	9.9	U	ug/L	9.9	20	1.0
Acrylonitrile	1.2	U	ug/L	1.2	100	1.0
Benzene	0.50	U	ug/L	0.50	1.0	1.0
Bromochloromethane	0.58	U	ug/L	0.58	1.0	1.0
Bromodichloromethane	0.35	U	ug/L	0.35	1.0	1.0
Bromoform	0.58	U	ug/L	0.58	1.0	1.0
Bromomethane	2.5	U	ug/L	2.5	5.0	1.0
2-Butanone	8.4	U	ug/L	8.4	10	1.0
Carbon disulfide	0.85	U	ug/L	0.85	1.0	1.0
Carbon tetrachloride	0.42	U	ug/L	0.42	1.0	1.0
Chlorobenzene	0.63	U	ug/L	0.63	1.0	1.0
Chloroethane	2.5	U	ug/L	2.5	5.0	1.0
Chloroform	0.90	U	ug/L	0.90	1.0	1.0
Chloromethane	1.0	U	ug/L	1.0	4.0	1.0
cis-1,2-Dichloroethene	0.65	U	ug/L	0.65	1.0	1.0
cis-1,3-Dichloropropene	0.14	U	ug/L	0.14	1.0	1.0
Dibromochloromethane	0.34	U	ug/L	0.34	1.0	1.0
Dibromomethane	0.41	U	ug/L	0.41	1.0	1.0
1,2-Dichlorobenzene	0.44	U	ug/L	0.44	1.0	1.0
1,4-Dichlorobenzene	0.52	U	ug/L	0.52	1.0	1.0
1,1-Dichloroethane	0.52	U	ug/L	0.52	1.0	1.0
1,2-Dichloroethane	0.57	U	ug/L	0.57	1.0	1.0
1,1-Dichloroethene	0.45	U	ug/L	0.45	1.0	1.0
1,2-Dichloropropane	0.52	U	ug/L	0.52	1.0	1.0
Ethylbenzene	0.44	U	ug/L	0.44	1.0	1.0
2-Hexanone	4.4	U	ug/L	4.4	10	1.0
Iodomethane	2.5	U	ug/L	2.5	5.0	1.0
Methylene Chloride	4.0	U	ug/L	4.0	5.0	1.0
4-Methyl-2-pentanone	3.8	U	ug/L	3.8	10	1.0
Styrene	0.98	U	ug/L	0.98	2.0	1.0
1,1,1,2-Tetrachloroethane	0.63	U	ug/L	0.63	1.0	1.0
1,1,2,2-Tetrachloroethane	0.15	U	ug/L	0.15	1.0	1.0
Tetrachloroethene	0.50	U	ug/L	0.50	1.0	1.0
Toluene	0.51	U	ug/L	0.51	1.0	1.0
trans-1,4-Dichloro-2-butene	2.5	U	ug/L	2.5	10	1.0
trans-1,2-Dichloroethene	0.44	U	ug/L	0.44	1.0	1.0
trans-1,3-Dichloropropene	0.14	U	ug/L	0.14	1.0	1.0
1,1,1-Trichloroethane	0.46	U	ug/L	0.46	1.0	1.0
1,1,2-Trichloroethane	0.47	U	ug/L	0.47	1.0	1.0

Mr. David S Adams
Hillsborough County
Solid Waste Management Department
601 East Kennedy Blvd
24th Floor County Center
Tampa, FL 33601

Job Number: 660-29411-1

Client Sample ID: Mine Cut #1
Lab Sample ID: 660-29411-1

Date Sampled: 05/18/2009 1346
Date Received: 05/18/2009 1520
Client Matrix: Water

Analyte	Result/Qualifier		Unit	MDL	PQL	Dilution
Trichloroethene	0.50	U	ug/L	0.50	1.0	1.0
Trichlorofluoromethane	2.5	U	ug/L	2.5	5.0	1.0
1,2,3-Trichloropropane	0.18	U	ug/L	0.18	1.0	1.0
Vinyl acetate	1.5	U	ug/L	1.5	10	1.0
Vinyl chloride	0.50	U	ug/L	0.50	1.0	1.0
Xylenes, Total	0.50	U	ug/L	0.50	3.0	1.0
Surrogate					Acceptance Limits	
4-Bromofluorobenzene	104		%		70 - 130	
Dibromofluoromethane	98		%		70 - 130	
Toluene-d8 (Surr)	99		%		70 - 130	
Method: 8011			Date Analyzed:		05/25/2009 0006	
Prep Method: 8011			Date Prepared:		05/24/2009 1400	
1,2-Dibromo-3-Chloropropane	0.0025	U J3	ug/L	0.0025	0.018	1.0
Ethylene Dibromide	0.0041	U J3	ug/L	0.0041	0.018	1.0
Method: Total Recoverable-6010B			Date Analyzed:		05/29/2009 1304	
Prep Method: 3005A			Date Prepared:		05/28/2009 1726	
Antimony	4.0	U	ug/L	4.0	20	1.0
Arsenic	4.0	U	ug/L	4.0	10	1.0
Barium	6.9	I	ug/L	2.0	10	1.0
Beryllium	0.50	U	ug/L	0.50	2.0	1.0
Cadmium	1.0	U	ug/L	1.0	4.0	1.0
Chromium	2.0	U	ug/L	2.0	10	1.0
Cobalt	2.0	U	ug/L	2.0	10	1.0
Copper	2.9	U	ug/L	2.9	10	1.0
Iron	50	U	ug/L	50	200	1.0
Lead	2.0	U	ug/L	2.0	10	1.0
Nickel	2.0	U	ug/L	2.0	8.0	1.0
Selenium	5.0	U	ug/L	5.0	20	1.0
Silver	1.0	U	ug/L	1.0	4.0	1.0
Thallium	5.0	U	ug/L	5.0	20	1.0
Vanadium	2.5	U	ug/L	2.5	10	1.0
Zinc	32		ug/L	5.0	20	1.0
Method: 7470A			Date Analyzed:		05/21/2009 1446	
Prep Method: 7470A			Date Prepared:		05/21/2009 0959	
Mercury	0.072	U	ug/L	0.072	0.20	1.0
Method: 353.2			Date Analyzed:		05/19/2009 1416	
Nitrate as N	0.10	U	mg/L	0.10	0.50	1.0
Method: 365.4			Date Analyzed:		05/27/2009 1332	

Mr. David S Adams
Hillsborough County
Solid Waste Management Department
601 East Kennedy Blvd
24th Floor County Center
Tampa, FL 33601

Job Number: 660-29411-1

Client Sample ID: Mine Cut #1
Lab Sample ID: 660-29411-1

Date Sampled: 05/18/2009 1346
Date Received: 05/18/2009 1520
Client Matrix: Water

Analyte	Result/Qualifier	Unit	MDL	PQL	Dilution
Prep Method: 365.2/365.3/365		Date Prepared:		05/21/2009 1300	
Phosphorus, Total	2.7	mg/L	0.10	0.30	1.0
Method: SM 2540C		Date Analyzed:		05/23/2009 2025	
Total Dissolved Solids	490	mg/L	10	10	1.0
Method: SM 2540D		Date Analyzed:		05/23/2009 2014	
Total Suspended Solids	31	mg/L	5.6	12	1.0
Method: SM 5220D		Date Analyzed:		05/23/2009 1610	
Prep Method: SM 5220		Date Prepared:		05/22/2009 1500	
Chemical Oxygen Demand	110	mg/L	10	20	1.0
Method: SM 5310C		Date Analyzed:		05/21/2009 1203	
Total Organic Carbon	34	mg/L	0.40	4.0	4.0
Method: Total Nitrogen		Date Analyzed:		05/28/2009 1257	
Nitrogen, Total	3.8	mg/L	0.010	0.050	1.0

TestAmerica
THE LEADER IN ENVIRONMENTAL TESTING

Mr. David S Adams
Hillsborough County
Solid Waste Management Department
601 East Kennedy Blvd
24th Floor County Center
Tampa, FL 33601

Job Number: 660-29411-1

Client Sample ID: Mine Cut #1
Lab Sample ID: 660-29411-1

Date Sampled: 05/18/2009 1346
Date Received: 05/18/2009 1520
Client Matrix: Water

Analyte	Result/Qualifier	Unit	NONE	NONE	Dilution
Method: Field Sampling		Date Analyzed:	05/18/2009 1346		
Field pH	6.51	SU			1.0
Field Temperature	27.46	Degrees C			1.0
Oxygen, Dissolved	2.59	mg/L			1.0
Specific Conductance	579	umhos/cm			1.0
Turbidity	12.7	NTU			1.0

Mr. David S Adams
Hillsborough County
Solid Waste Management Department
601 East Kennedy Blvd
24th Floor County Center
Tampa, FL 33601

Job Number: 660-29411-1

Client Sample ID: Mine Cut #1
Lab Sample ID: 660-29411-1

Date Sampled: 05/18/2009 1346
Date Received: 05/18/2009 1520
Client Matrix: Water

Analyte	Result/Qualifier		Unit	PQL	PQL	Dilution
Method: SM 2340B			Date Analyzed:	06/02/2009 1040		
Hardness as calcium carbonate	190		mg/L	3.3	3.3	1.0
Method: Dissolved-SM 10200H			Date Analyzed:	05/27/2009 1634		
Prep Method: SM 10200H			Date Prepared:	05/19/2009 1600		
Chlorophyll a	120	J3	ug/L	2.0	2.0	1.0
Method: SM 5210B			Date Analyzed:	05/20/2009 1206		
Biochemical Oxygen Demand	27		mg/L	2.0	2.0	1.0
Method: UnionizedNH3			Date Analyzed:	05/28/2009 1349		
Unionized Ammonia	0.00014	U	mg/L	0.00014	0.00014	1.0
Method: SM 9222D			Date Analyzed:	05/18/2009 1611		
Coliform, Fecal	200		CFU/100mL	10	10	10

Mr. David S Adams
Hillsborough County
Solid Waste Management Department
601 East Kennedy Blvd
24th Floor County Center
Tampa, FL 33601

Job Number: 660-29411-1

Client Sample ID: Surface Site 3B2B
Lab Sample ID: 660-29411-2

Date Sampled: 05/18/2009 1212
Date Received: 05/18/2009 1520
Client Matrix: Water

Analyte	Result/Qualifier		Unit	MDL	PQL	Dilution
Method: 8260B			Date Analyzed:	05/19/2009 1325		
Prep Method: 5030B			Date Prepared:	05/19/2009 1325		
Acetone	9.9	U	ug/L	9.9	20	1.0
Acrylonitrile	1.2	U	ug/L	1.2	100	1.0
Benzene	0.50	U	ug/L	0.50	1.0	1.0
Bromochloromethane	0.58	U	ug/L	0.58	1.0	1.0
Bromodichloromethane	0.35	U	ug/L	0.35	1.0	1.0
Bromoform	0.58	U	ug/L	0.58	1.0	1.0
Bromomethane	2.5	U	ug/L	2.5	5.0	1.0
2-Butanone	8.4	U	ug/L	8.4	10	1.0
Carbon disulfide	0.85	U	ug/L	0.85	1.0	1.0
Carbon tetrachloride	0.42	U	ug/L	0.42	1.0	1.0
Chlorobenzene	0.63	U	ug/L	0.63	1.0	1.0
Chloroethane	2.5	U	ug/L	2.5	5.0	1.0
Chloroform	0.90	U	ug/L	0.90	1.0	1.0
Chloromethane	1.0	U	ug/L	1.0	4.0	1.0
cis-1,2-Dichloroethene	0.65	U	ug/L	0.65	1.0	1.0
cis-1,3-Dichloropropene	0.14	U	ug/L	0.14	1.0	1.0
Dibromochloromethane	0.34	U	ug/L	0.34	1.0	1.0
Dibromomethane	0.41	U	ug/L	0.41	1.0	1.0
1,2-Dichlorobenzene	0.44	U	ug/L	0.44	1.0	1.0
1,4-Dichlorobenzene	0.52	U	ug/L	0.52	1.0	1.0
1,1-Dichloroethane	0.52	U	ug/L	0.52	1.0	1.0
1,2-Dichloroethane	0.57	U	ug/L	0.57	1.0	1.0
1,1-Dichloroethene	0.45	U	ug/L	0.45	1.0	1.0
1,2-Dichloropropane	0.52	U	ug/L	0.52	1.0	1.0
Ethylbenzene	0.44	U	ug/L	0.44	1.0	1.0
2-Hexanone	4.4	U	ug/L	4.4	10	1.0
Iodomethane	2.5	U	ug/L	2.5	5.0	1.0
Methylene Chloride	4.0	U	ug/L	4.0	5.0	1.0
4-Methyl-2-pentanone	3.8	U	ug/L	3.8	10	1.0
Styrene	0.98	U	ug/L	0.98	2.0	1.0
1,1,1,2-Tetrachloroethane	0.63	U	ug/L	0.63	1.0	1.0
1,1,2,2-Tetrachloroethane	0.15	U	ug/L	0.15	1.0	1.0
Tetrachloroethene	0.50	U	ug/L	0.50	1.0	1.0
Toluene	0.51	U	ug/L	0.51	1.0	1.0
trans-1,4-Dichloro-2-butene	2.5	U	ug/L	2.5	10	1.0
trans-1,2-Dichloroethene	0.44	U	ug/L	0.44	1.0	1.0
trans-1,3-Dichloropropene	0.14	U	ug/L	0.14	1.0	1.0
1,1,1-Trichloroethane	0.46	U	ug/L	0.46	1.0	1.0
1,1,2-Trichloroethane	0.47	U	ug/L	0.47	1.0	1.0

Mr. David S Adams
Hillsborough County
Solid Waste Management Department
601 East Kennedy Blvd
24th Floor County Center
Tampa, FL 33601

Job Number: 660-29411-1

Client Sample ID: Surface Site 3B2B
Lab Sample ID: 660-29411-2

Date Sampled: 05/18/2009 1212
Date Received: 05/18/2009 1520
Client Matrix: Water

Analyte	Result/Qualifier		Unit	MDL	PQL	Dilution
Trichloroethene	0.50	U	ug/L	0.50	1.0	1.0
Trichlorofluoromethane	2.5	U	ug/L	2.5	5.0	1.0
1,2,3-Trichloropropane	0.18	U	ug/L	0.18	1.0	1.0
Vinyl acetate	1.5	U	ug/L	1.5	10	1.0
Vinyl chloride	0.50	U	ug/L	0.50	1.0	1.0
Xylenes, Total	0.50	U	ug/L	0.50	3.0	1.0
Surrogate					Acceptance Limits	
4-Bromofluorobenzene	107		%		70 - 130	
Dibromofluoromethane	101		%		70 - 130	
Toluene-d8 (Surr)	99		%		70 - 130	
Method: 8011			Date Analyzed:		05/25/2009 0019	
Prep Method: 8011			Date Prepared:		05/24/2009 1400	
1,2-Dibromo-3-Chloropropane	0.0026	U J3	ug/L	0.0026	0.019	1.0
Ethylene Dibromide	0.0042	U J3	ug/L	0.0042	0.019	1.0
Method: Total Recoverable-6010B			Date Analyzed:		05/29/2009 1324	
Prep Method: 3005A			Date Prepared:		05/28/2009 1726	
Antimony	4.0	U	ug/L	4.0	20	1.0
Arsenic	4.0	U	ug/L	4.0	10	1.0
Barium	15		ug/L	2.0	10	1.0
Beryllium	0.50	U	ug/L	0.50	2.0	1.0
Cadmium	1.0	U	ug/L	1.0	4.0	1.0
Chromium	2.1	I	ug/L	2.0	10	1.0
Cobalt	2.0	U	ug/L	2.0	10	1.0
Copper	2.9	U	ug/L	2.9	10	1.0
Iron	1000		ug/L	50	200	1.0
Lead	2.0	U	ug/L	2.0	10	1.0
Nickel	2.0	U	ug/L	2.0	8.0	1.0
Selenium	5.0	U	ug/L	5.0	20	1.0
Silver	1.0	U	ug/L	1.0	4.0	1.0
Thallium	5.0	U	ug/L	5.0	20	1.0
Vanadium	2.5	U	ug/L	2.5	10	1.0
Zinc	27		ug/L	5.0	20	1.0
Method: 7470A			Date Analyzed:		05/21/2009 1452	
Prep Method: 7470A			Date Prepared:		05/21/2009 0959	
Mercury	0.072	U	ug/L	0.072	0.20	1.0
Method: 353.2			Date Analyzed:		05/19/2009 1416	
Nitrate as N	0.10	U	mg/L	0.10	0.50	1.0
Method: 365.4			Date Analyzed:		05/27/2009 1333	

Mr. David S Adams
Hillsborough County
Solid Waste Management Department
601 East Kennedy Blvd
24th Floor County Center
Tampa, FL 33601

Job Number: 660-29411-1

Client Sample ID: Surface Site 3B2B
Lab Sample ID: 660-29411-2

Date Sampled: 05/18/2009 1212
Date Received: 05/18/2009 1520
Client Matrix: Water

Analyte	Result/Qualifier		Unit	MDL	PQL	Dilution
Prep Method: 365.2/365.3/365			Date Prepared:		05/21/2009 1300	
Phosphorus, Total	1.2		mg/L	0.10	0.30	1.0
Method: SM 2540C			Date Analyzed:		05/23/2009 2025	
Total Dissolved Solids	230		mg/L	5.0	5.0	1.0
Method: SM 2540D			Date Analyzed:		05/23/2009 2014	
Total Suspended Solids	3.5	I	mg/L	2.4	5.0	1.0
Method: SM 5220D			Date Analyzed:		05/23/2009 1610	
Prep Method: SM 5220			Date Prepared:		05/22/2009 1500	
Chemical Oxygen Demand	39		mg/L	10	20	1.0
Method: SM 5310C			Date Analyzed:		05/21/2009 0118	
Total Organic Carbon	15		mg/L	0.10	1.0	1.0
Method: Total Nitrogen			Date Analyzed:		05/28/2009 1257	
Nitrogen, Total	0.78		mg/L	0.010	0.050	1.0

Mr. David S Adams
Hillsborough County
Solid Waste Management Department
601 East Kennedy Blvd
24th Floor County Center
Tampa, FL 33601

Job Number: 660-29411-1

Client Sample ID: Surface Site 3B2B
Lab Sample ID: 660-29411-2

Date Sampled: 05/18/2009 1212
Date Received: 05/18/2009 1520
Client Matrix: Water

Analyte	Result/Qualifier	Unit	NONE	NONE	Dilution
Method: Field Sampling		Date Analyzed:	05/18/2009 1212		
Field pH	6.65	SU			1.0
Field Temperature	21.58	Degrees C			1.0
Oxygen, Dissolved	4.73	mg/L			1.0
Specific Conductance	310	umhos/cm			1.0
Turbidity	6.6	NTU			1.0

Mr. David S Adams
Hillsborough County
Solid Waste Management Department
601 East Kennedy Blvd
24th Floor County Center
Tampa, FL 33601

Job Number: 660-29411-1

Client Sample ID: Surface Site 3B2B
Lab Sample ID: 660-29411-2

Date Sampled: 05/18/2009 1212
Date Received: 05/18/2009 1520
Client Matrix: Water

Analyte	Result/Qualifier		Unit	PQL	PQL	Dilution
Method: SM 2340B			Date Analyzed:	06/02/2009 1040		
Hardness as calcium carbonate	98		mg/L	3.3	3.3	1.0
Method: Dissolved-SM 10200H			Date Analyzed:	05/27/2009 1634		
Prep Method: SM 10200H			Date Prepared:	05/19/2009 1600		
Chlorophyll a	4.7		ug/L	2.0	2.0	1.0
Method: SM 5210B			Date Analyzed:	05/20/2009 1040		
Biochemical Oxygen Demand	2.6		mg/L	2.0	2.0	1.0
Method: UnionizedNH3			Date Analyzed:	05/28/2009 1349		
Unionized Ammonia	0.00022		mg/L	0.00014	0.00014	1.0
Method: SM 9222D			Date Analyzed:	05/18/2009 1611		
Coliform, Fecal	500	B	CFU/100mL	100	100	100

Mr. David S Adams
Hillsborough County
Solid Waste Management Department
601 East Kennedy Blvd
24th Floor County Center
Tampa, FL 33601

Job Number: 660-29411-1

Client Sample ID: Surface Site 3C2
Lab Sample ID: 660-29411-3

Date Sampled: 05/18/2009 1200
Date Received: 05/18/2009 1520
Client Matrix: Water

Analyte	Result/Qualifier		Unit	MDL	PQL	Dilution
Method: 8260B			Date Analyzed:	05/19/2009 1348		
Prep Method: 5030B			Date Prepared:	05/19/2009 1348		
Acetone	9.9	U	ug/L	9.9	20	1.0
Acrylonitrile	1.2	U	ug/L	1.2	100	1.0
Benzene	0.50	U	ug/L	0.50	1.0	1.0
Bromochloromethane	0.58	U	ug/L	0.58	1.0	1.0
Bromodichloromethane	0.35	U	ug/L	0.35	1.0	1.0
Bromoform	0.58	U	ug/L	0.58	1.0	1.0
Bromomethane	2.5	U	ug/L	2.5	5.0	1.0
2-Butanone	8.4	U	ug/L	8.4	10	1.0
Carbon disulfide	0.85	U	ug/L	0.85	1.0	1.0
Carbon tetrachloride	0.42	U	ug/L	0.42	1.0	1.0
Chlorobenzene	0.63	U	ug/L	0.63	1.0	1.0
Chloroethane	2.5	U	ug/L	2.5	5.0	1.0
Chloroform	0.90	U	ug/L	0.90	1.0	1.0
Chloromethane	1.0	U	ug/L	1.0	4.0	1.0
cis-1,2-Dichloroethene	0.65	U	ug/L	0.65	1.0	1.0
cis-1,3-Dichloropropene	0.14	U	ug/L	0.14	1.0	1.0
Dibromochloromethane	0.34	U	ug/L	0.34	1.0	1.0
Dibromomethane	0.41	U	ug/L	0.41	1.0	1.0
1,2-Dichlorobenzene	0.44	U	ug/L	0.44	1.0	1.0
1,4-Dichlorobenzene	0.52	U	ug/L	0.52	1.0	1.0
1,1-Dichloroethane	0.52	U	ug/L	0.52	1.0	1.0
1,2-Dichloroethane	0.57	U	ug/L	0.57	1.0	1.0
1,1-Dichloroethene	0.45	U	ug/L	0.45	1.0	1.0
1,2-Dichloropropane	0.52	U	ug/L	0.52	1.0	1.0
Ethylbenzene	0.44	U	ug/L	0.44	1.0	1.0
2-Hexanone	4.4	U	ug/L	4.4	10	1.0
Iodomethane	2.5	U	ug/L	2.5	5.0	1.0
Methylene Chloride	4.0	U	ug/L	4.0	5.0	1.0
4-Methyl-2-pentanone	3.8	U	ug/L	3.8	10	1.0
Styrene	0.98	U	ug/L	0.98	2.0	1.0
1,1,1,2-Tetrachloroethane	0.63	U	ug/L	0.63	1.0	1.0
1,1,2,2-Tetrachloroethane	0.15	U	ug/L	0.15	1.0	1.0
Tetrachloroethene	0.50	U	ug/L	0.50	1.0	1.0
Toluene	0.51	U	ug/L	0.51	1.0	1.0
trans-1,4-Dichloro-2-butene	2.5	U	ug/L	2.5	10	1.0
trans-1,2-Dichloroethene	0.44	U	ug/L	0.44	1.0	1.0
trans-1,3-Dichloropropene	0.14	U	ug/L	0.14	1.0	1.0
1,1,1-Trichloroethane	0.46	U	ug/L	0.46	1.0	1.0
1,1,2-Trichloroethane	0.47	U	ug/L	0.47	1.0	1.0

Mr. David S Adams
Hillsborough County
Solid Waste Management Department
601 East Kennedy Blvd
24th Floor County Center
Tampa, FL 33601

Job Number: 660-29411-1

Client Sample ID: Surface Site 3C2
Lab Sample ID: 660-29411-3

Date Sampled: 05/18/2009 1200
Date Received: 05/18/2009 1520
Client Matrix: Water

Analyte	Result/Qualifier		Unit	MDL	PQL	Dilution
Trichloroethene	0.50	U	ug/L	0.50	1.0	1.0
Trichlorofluoromethane	2.5	U	ug/L	2.5	5.0	1.0
1,2,3-Trichloropropane	0.18	U	ug/L	0.18	1.0	1.0
Vinyl acetate	1.5	U	ug/L	1.5	10	1.0
Vinyl chloride	0.50	U	ug/L	0.50	1.0	1.0
Xylenes, Total	0.50	U	ug/L	0.50	3.0	1.0
Surrogate					Acceptance Limits	
4-Bromofluorobenzene	104		%		70 - 130	
Dibromofluoromethane	96		%		70 - 130	
Toluene-d8 (Surr)	101		%		70 - 130	
Method: 8011			Date Analyzed:		05/25/2009 0033	
Prep Method: 8011			Date Prepared:		05/24/2009 1400	
1,2-Dibromo-3-Chloropropane	0.0026	U J3	ug/L	0.0026	0.019	1.0
Ethylene Dibromide	0.0042	U J3	ug/L	0.0042	0.019	1.0
Method: Total Recoverable-6010B			Date Analyzed:		05/29/2009 1329	
Prep Method: 3005A			Date Prepared:		05/28/2009 1726	
Antimony	4.0	U	ug/L	4.0	20	1.0
Arsenic	4.0	U	ug/L	4.0	10	1.0
Barium	49		ug/L	2.0	10	1.0
Beryllium	0.50	U	ug/L	0.50	2.0	1.0
Cadmium	1.7	I	ug/L	1.0	4.0	1.0
Chromium	2.0	U	ug/L	2.0	10	1.0
Cobalt	10		ug/L	2.0	10	1.0
Copper	2.9	U	ug/L	2.9	10	1.0
Iron	3000		ug/L	50	200	1.0
Lead	2.0	U	ug/L	2.0	10	1.0
Nickel	8.3		ug/L	2.0	8.0	1.0
Selenium	5.0	U	ug/L	5.0	20	1.0
Silver	1.0	U	ug/L	1.0	4.0	1.0
Thallium	5.0	U	ug/L	5.0	20	1.0
Vanadium	2.5	U	ug/L	2.5	10	1.0
Zinc	230		ug/L	5.0	20	1.0
Method: 7470A			Date Analyzed:		05/21/2009 1454	
Prep Method: 7470A			Date Prepared:		05/21/2009 0959	
Mercury	0.072	U	ug/L	0.072	0.20	1.0
Method: 353.2			Date Analyzed:		05/19/2009 1416	
Nitrate as N	0.10	U	mg/L	0.10	0.50	1.0
Method: 365.4			Date Analyzed:		05/27/2009 1335	

Mr. David S Adams
Hillsborough County
Solid Waste Management Department
601 East Kennedy Blvd
24th Floor County Center
Tampa, FL 33601

Job Number: 660-29411-1

Client Sample ID: Surface Site 3C2
Lab Sample ID: 660-29411-3

Date Sampled: 05/18/2009 1200
Date Received: 05/18/2009 1520
Client Matrix: Water

Analyte	Result/Qualifier	Unit	MDL	PQL	Dilution
Prep Method: 365.2/365.3/365		Date Prepared:		05/21/2009 1300	
Phosphorus, Total	0.30	mg/L	0.10	0.30	1.0
Method: SM 2540C		Date Analyzed:		05/23/2009 2025	
Total Dissolved Solids	700	mg/L	10	10	1.0
Method: SM 2540D		Date Analyzed:		05/23/2009 2014	
Total Suspended Solids	8.0	mg/L	2.4	5.0	1.0
Method: SM 5220D		Date Analyzed:		05/23/2009 1610	
Prep Method: SM 5220		Date Prepared:		05/22/2009 1500	
Chemical Oxygen Demand	25	mg/L	10	20	1.0
Method: SM 5310C		Date Analyzed:		05/21/2009 0136	
Total Organic Carbon	11	mg/L	0.10	1.0	1.0
Method: Total Nitrogen		Date Analyzed:		05/28/2009 1257	
Nitrogen, Total	0.92	mg/L	0.010	0.050	1.0

TestAmerica
THE LEADER IN ENVIRONMENTAL TESTING

Mr. David S Adams
Hillsborough County
Solid Waste Management Department
601 East Kennedy Blvd
24th Floor County Center
Tampa, FL 33601

Job Number: 660-29411-1

Client Sample ID: Surface Site 3C2
Lab Sample ID: 660-29411-3

Date Sampled: 05/18/2009 1200
Date Received: 05/18/2009 1520
Client Matrix: Water

Analyte	Result/Qualifier	Unit	NONE	NONE	Dilution
Method: Field Sampling		Date Analyzed:	05/18/2009 1200		
Field pH	6.26	SU			1.0
Field Temperature	22.47	Degrees C			1.0
Oxygen, Dissolved	3.61	mg/L			1.0
Specific Conductance	1095	umhos/cm			1.0
Turbidity	9.0	NTU			1.0

Mr. David S Adams
Hillsborough County
Solid Waste Management Department
601 East Kennedy Blvd
24th Floor County Center
Tampa, FL 33601

Job Number: 660-29411-1

Client Sample ID: Surface Site 3C2
Lab Sample ID: 660-29411-3

Date Sampled: 05/18/2009 1200
Date Received: 05/18/2009 1520
Client Matrix: Water

Analyte	Result/Qualifier		Unit	PQL	PQL	Dilution
Method: SM 2340B			Date Analyzed:	06/02/2009 1040		
Hardness as calcium carbonate	400		mg/L	3.3	3.3	1.0
Method: Dissolved-SM 10200H			Date Analyzed:	05/27/2009 1634		
Prep Method: SM 10200H			Date Prepared:	05/19/2009 1600		
Chlorophyll a	5.4		ug/L	2.0	2.0	1.0
Method: SM 5210B			Date Analyzed:	05/20/2009 1043		
Biochemical Oxygen Demand	2.0	U	mg/L	2.0	2.0	1.0
Method: UnionizedNH3			Date Analyzed:	05/28/2009 1349		
Unionized Ammonia	0.00017		mg/L	0.00014	0.00014	1.0
Method: SM 9222D			Date Analyzed:	05/18/2009 1611		
Coliform, Fecal	250		CFU/100mL	10	10	10

Mr. David S Adams
Hillsborough County
Solid Waste Management Department
601 East Kennedy Blvd
24th Floor County Center
Tampa, FL 33601

Job Number: 660-29411-1

Client Sample ID: Equipment Blank
Lab Sample ID: 660-29411-4

Date Sampled: 05/18/2009 1155
Date Received: 05/18/2009 1520
Client Matrix: Water

Analyte	Result/Qualifier		Unit	MDL	PQL	Dilution
Method: 8260B			Date Analyzed:	05/19/2009 1237		
Prep Method: 5030B			Date Prepared:	05/19/2009 1237		
Acetone	9.9	U	ug/L	9.9	20	1.0
Acrylonitrile	1.2	U	ug/L	1.2	100	1.0
Benzene	0.50	U	ug/L	0.50	1.0	1.0
Bromochloromethane	0.58	U	ug/L	0.58	1.0	1.0
Bromodichloromethane	0.35	U	ug/L	0.35	1.0	1.0
Bromoform	0.58	U	ug/L	0.58	1.0	1.0
Bromomethane	2.5	U	ug/L	2.5	5.0	1.0
2-Butanone	8.4	U	ug/L	8.4	10	1.0
Carbon disulfide	0.85	U	ug/L	0.85	1.0	1.0
Carbon tetrachloride	0.42	U	ug/L	0.42	1.0	1.0
Chlorobenzene	0.63	U	ug/L	0.63	1.0	1.0
Chloroethane	2.5	U	ug/L	2.5	5.0	1.0
Chloroform	0.90	U	ug/L	0.90	1.0	1.0
Chloromethane	1.0	U	ug/L	1.0	4.0	1.0
cis-1,2-Dichloroethene	0.65	U	ug/L	0.65	1.0	1.0
cis-1,3-Dichloropropene	0.14	U	ug/L	0.14	1.0	1.0
Dibromochloromethane	0.34	U	ug/L	0.34	1.0	1.0
Dibromomethane	0.41	U	ug/L	0.41	1.0	1.0
1,2-Dichlorobenzene	0.44	U	ug/L	0.44	1.0	1.0
1,4-Dichlorobenzene	0.52	U	ug/L	0.52	1.0	1.0
1,1-Dichloroethane	0.52	U	ug/L	0.52	1.0	1.0
1,2-Dichloroethane	0.57	U	ug/L	0.57	1.0	1.0
1,1-Dichloroethene	0.45	U	ug/L	0.45	1.0	1.0
1,2-Dichloropropane	0.52	U	ug/L	0.52	1.0	1.0
Ethylbenzene	0.44	U	ug/L	0.44	1.0	1.0
2-Hexanone	4.4	U	ug/L	4.4	10	1.0
Iodomethane	2.5	U	ug/L	2.5	5.0	1.0
Methylene Chloride	4.0	U	ug/L	4.0	5.0	1.0
4-Methyl-2-pentanone	3.8	U	ug/L	3.8	10	1.0
Styrene	0.98	U	ug/L	0.98	2.0	1.0
1,1,1,2-Tetrachloroethane	0.63	U	ug/L	0.63	1.0	1.0
1,1,2,2-Tetrachloroethane	0.15	U	ug/L	0.15	1.0	1.0
Tetrachloroethene	0.50	U	ug/L	0.50	1.0	1.0
Toluene	0.51	U	ug/L	0.51	1.0	1.0
trans-1,4-Dichloro-2-butene	2.5	U	ug/L	2.5	10	1.0
trans-1,2-Dichloroethene	0.44	U	ug/L	0.44	1.0	1.0
trans-1,3-Dichloropropene	0.14	U	ug/L	0.14	1.0	1.0
1,1,1-Trichloroethane	0.46	U	ug/L	0.46	1.0	1.0
1,1,2-Trichloroethane	0.47	U	ug/L	0.47	1.0	1.0

Mr. David S Adams
Hillsborough County
Solid Waste Management Department
601 East Kennedy Blvd
24th Floor County Center
Tampa, FL 33601

Job Number: 660-29411-1

Client Sample ID: Equipment Blank
Lab Sample ID: 660-29411-4

Date Sampled: 05/18/2009 1155
Date Received: 05/18/2009 1520
Client Matrix: Water

Analyte	Result/Qualifier		Unit	MDL	PQL	Dilution
Trichloroethene	0.50	U	ug/L	0.50	1.0	1.0
Trichlorofluoromethane	2.5	U	ug/L	2.5	5.0	1.0
1,2,3-Trichloropropane	0.18	U	ug/L	0.18	1.0	1.0
Vinyl acetate	1.5	U	ug/L	1.5	10	1.0
Vinyl chloride	0.50	U	ug/L	0.50	1.0	1.0
Xylenes, Total	0.50	U	ug/L	0.50	3.0	1.0
Surrogate					Acceptance Limits	
4-Bromofluorobenzene	104		%		70 - 130	
Dibromofluoromethane	97		%		70 - 130	
Toluene-d8 (Surr)	100		%		70 - 130	
Method: 8011			Date Analyzed:	05/25/2009 0046		
Prep Method: 8011			Date Prepared:	05/24/2009 1400		
1,2-Dibromo-3-Chloropropane	0.0025	U J3	ug/L	0.0025	0.018	1.0
Ethylene Dibromide	0.0041	U J3	ug/L	0.0041	0.018	1.0
Method: Total Recoverable-6010B			Date Analyzed:	05/29/2009 1334		
Prep Method: 3005A			Date Prepared:	05/28/2009 1726		
Antimony	7.9	I	ug/L	4.0	20	1.0
Arsenic	8.3	I	ug/L	4.0	10	1.0
Barium	2.0	U	ug/L	2.0	10	1.0
Beryllium	0.50	U	ug/L	0.50	2.0	1.0
Cadmium	1.0	U	ug/L	1.0	4.0	1.0
Chromium	2.0	U	ug/L	2.0	10	1.0
Cobalt	2.0	U	ug/L	2.0	10	1.0
Copper	2.9	U	ug/L	2.9	10	1.0
Iron	50	U	ug/L	50	200	1.0
Lead	2.0	U	ug/L	2.0	10	1.0
Nickel	2.0	U	ug/L	2.0	8.0	1.0
Selenium	5.0	U	ug/L	5.0	20	1.0
Silver	1.0	U	ug/L	1.0	4.0	1.0
Thallium	8.8	I	ug/L	5.0	20	1.0
Vanadium	2.5	U	ug/L	2.5	10	1.0
Zinc	14	I	ug/L	5.0	20	1.0
Method: 7470A			Date Analyzed:	05/21/2009 1456		
Prep Method: 7470A			Date Prepared:	05/21/2009 0959		
Mercury	0.072	U	ug/L	0.072	0.20	1.0
Method: 353.2			Date Analyzed:	05/19/2009 1416		
Nitrate as N	0.10	U	mg/L	0.10	0.50	1.0
Method: 365.4			Date Analyzed:	05/27/2009 1337		

Mr. David S Adams
Hillsborough County
Solid Waste Management Department
601 East Kennedy Blvd
24th Floor County Center
Tampa, FL 33601

Job Number: 660-29411-1

Client Sample ID: Equipment Blank
Lab Sample ID: 660-29411-4

Date Sampled: 05/18/2009 1155
Date Received: 05/18/2009 1520
Client Matrix: Water

Analyte	Result/Qualifier		Unit	MDL	PQL	Dilution
Prep Method: 365.2/365.3/365			Date Prepared:	05/21/2009 1300		
Phosphorus, Total	0.10	U	mg/L	0.10	0.30	1.0
Method: SM 2540C			Date Analyzed:	05/23/2009 2025		
Total Dissolved Solids	9.0		mg/L	5.0	5.0	1.0
Method: SM 2540D			Date Analyzed:	05/23/2009 2014		
Total Suspended Solids	0.53	U	mg/L	0.53	1.1	1.0
Method: SM 5220D			Date Analyzed:	05/23/2009 1610		
Prep Method: SM 5220			Date Prepared:	05/22/2009 1500		
Chemical Oxygen Demand	10	U	mg/L	10	20	1.0
Method: SM 5310C			Date Analyzed:	05/21/2009 0148		
Total Organic Carbon	0.10	U	mg/L	0.10	1.0	1.0
Method: Total Nitrogen			Date Analyzed:	05/28/2009 1257		
Nitrogen, Total	0.26		mg/L	0.010	0.050	1.0

Mr. David S Adams
Hillsborough County
Solid Waste Management Department
601 East Kennedy Blvd
24th Floor County Center
Tampa, FL 33601

Job Number: 660-29411-1

Client Sample ID: Equipment Blank
Lab Sample ID: 660-29411-4

Date Sampled: 05/18/2009 1155
Date Received: 05/18/2009 1520
Client Matrix: Water

Analyte	Result/Qualifier		Unit	PQL	PQL	Dilution
Method: SM 2340B			Date Analyzed:	06/02/2009 1040		
Hardness as calcium carbonate	3.3	U	mg/L	3.3	3.3	1.0
Method: Dissolved-SM 10200H			Date Analyzed:	05/27/2009 1634		
Prep Method: SM 10200H			Date Prepared:	05/19/2009 1600		
Chlorophyll a	2.0	U	ug/L	2.0	2.0	1.0
Method: SM 5210B			Date Analyzed:	05/20/2009 1036		
Biochemical Oxygen Demand	2.0	U	mg/L	2.0	2.0	1.0

DATA REPORTING QUALIFIERS

Client: Hillsborough County

Job Number: 660-29411-1

Lab Section	Qualifier	Description
GC/MS VOA		
	J3	Estimated value; value may not be accurate. Spike recovery or RPD outside of criteria.
	U	Indicates that the compound was analyzed for but not detected.
GC Semi VOA		
	J3	Estimated value; value may not be accurate. Spike recovery or RPD outside of criteria.
	U	Indicates that the compound was analyzed for but not detected.
Metals		
	U	Indicates that the compound was analyzed for but not detected.
	I	The reported value is between the laboratory method detection limit and the laboratory practical quantitation limit.
General Chemistry		
	J3	Estimated value; value may not be accurate. Spike recovery or RPD outside of criteria.
	U	Indicates that the compound was analyzed for but not detected.
	I	The reported value is between the laboratory method detection limit and the laboratory practical quantitation limit.
Biology		
	U	Indicates that the compound was analyzed for but not detected.
	B	Results based upon colony counts outside the acceptable range. This code applies to microbiological tests and specifically to membrane filter colony counts.

Quality Control Results

Client: Hillsborough County

Job Number: 660-29411-1

Method Blank - Batch: 660-79364

Method: 8260B
Preparation: 5030B

Lab Sample ID: MB 660-79364/2
Client Matrix: Water
Dilution: 1.0
Date Analyzed: 05/19/2009 1214
Date Prepared: 05/19/2009 1214

Analysis Batch: 660-79364
Prep Batch: N/A
Units: ug/L

Instrument ID: BVMJ GC/MS
Lab File ID: 1JE1910.D
Initial Weight/Volume: 5 mL
Final Weight/Volume: 5 mL

Analyte	Result	Qual	MDL	PQL
Acetone	9.9	U	9.9	20
Acrylonitrile	1.2	U	1.2	100
Benzene	0.50	U	0.50	1.0
Bromochloromethane	0.58	U	0.58	1.0
Bromodichloromethane	0.35	U	0.35	1.0
Bromoform	0.58	U	0.58	1.0
Bromomethane	2.5	U	2.5	5.0
2-Butanone	8.4	U	8.4	10
Carbon disulfide	0.85	U	0.85	1.0
Carbon tetrachloride	0.42	U	0.42	1.0
Chlorobenzene	0.63	U	0.63	1.0
Chloroethane	2.5	U	2.5	5.0
Chloroform	0.90	U	0.90	1.0
Chloromethane	1.0	U	1.0	4.0
cis-1,2-Dichloroethene	0.65	U	0.65	1.0
cis-1,3-Dichloropropene	0.14	U	0.14	1.0
Dibromochloromethane	0.34	U	0.34	1.0
Dibromomethane	0.41	U	0.41	1.0
1,2-Dichlorobenzene	0.44	U	0.44	1.0
1,4-Dichlorobenzene	0.52	U	0.52	1.0
1,1-Dichloroethane	0.52	U	0.52	1.0
1,2-Dichloroethane	0.57	U	0.57	1.0
1,1-Dichloroethene	0.45	U	0.45	1.0
1,2-Dichloropropane	0.52	U	0.52	1.0
Ethylbenzene	0.44	U	0.44	1.0
2-Hexanone	4.4	U	4.4	10
Iodomethane	2.5	U	2.5	5.0
Methylene Chloride	4.0	U	4.0	5.0
4-Methyl-2-pentanone	3.8	U	3.8	10
Styrene	0.98	U	0.98	2.0
1,1,1,2-Tetrachloroethane	0.63	U	0.63	1.0
1,1,2,2-Tetrachloroethane	0.15	U	0.15	1.0
Tetrachloroethene	0.50	U	0.50	1.0
Toluene	0.51	U	0.51	1.0
trans-1,4-Dichloro-2-butene	2.5	U	2.5	10
trans-1,2-Dichloroethene	0.44	U	0.44	1.0
trans-1,3-Dichloropropene	0.14	U	0.14	1.0
1,1,1-Trichloroethane	0.46	U	0.46	1.0
1,1,2-Trichloroethane	0.47	U	0.47	1.0
Trichloroethene	0.50	U	0.50	1.0
Trichlorofluoromethane	2.5	U	2.5	5.0

Calculations are performed before rounding to avoid round-off errors in calculated results.

Quality Control Results

Client: Hillsborough County

Job Number: 660-29411-1

Method Blank - Batch: 660-79364

Method: 8260B
Preparation: 5030B

Lab Sample ID: MB 660-79364/2
Client Matrix: Water
Dilution: 1.0
Date Analyzed: 05/19/2009 1214
Date Prepared: 05/19/2009 1214

Analysis Batch: 660-79364
Prep Batch: N/A
Units: ug/L

Instrument ID: BVMJ GC/MS
Lab File ID: 1JE1910.D
Initial Weight/Volume: 5 mL
Final Weight/Volume: 5 mL

Analyte	Result	Qual	MDL	PQL
1,2,3-Trichloropropane	0.18	U	0.18	1.0
Vinyl acetate	1.5	U	1.5	10
Vinyl chloride	0.50	U	0.50	1.0
Xylenes, Total	0.50	U	0.50	3.0

Surrogate	% Rec	Acceptance Limits
4-Bromofluorobenzene	104	70 - 130
Dibromofluoromethane	92	70 - 130
Toluene-d8 (Surr)	98	70 - 130

Calculations are performed before rounding to avoid round-off errors in calculated results.

Quality Control Results

Client: Hillsborough County

Job Number: 660-29411-1

Lab Control Sample - Batch: 660-79364

Method: 8260B
Preparation: 5030B

Lab Sample ID: LCS 660-79364/1
Client Matrix: Water
Dilution: 1.0
Date Analyzed: 05/19/2009 1020
Date Prepared: 05/19/2009 1020

Analysis Batch: 660-79364
Prep Batch: N/A
Units: ug/L

Instrument ID: BVMJ GC/MS
Lab File ID: 1JE1905.D
Initial Weight/Volume: 5 mL
Final Weight/Volume: 5 mL

Analyte	Spike Amount	Result	% Rec.	Limit	Qual
Acetone	100	106	106	62 - 142	
Acrylonitrile	200	181	91	10 - 183	
Benzene	20.0	19.7	99	64 - 140	
Bromochloromethane	20.0	17.0	85	59 - 130	
Bromodichloromethane	20.0	19.1	95	70 - 130	
Bromoform	20.0	17.6	88	65 - 130	
Bromomethane	20.0	17.1	86	14 - 184	
2-Butanone	100	97.3	97	63 - 140	
Carbon disulfide	10.0	9.83	98	30 - 184	
Carbon tetrachloride	20.0	18.5	93	53 - 145	
Chlorobenzene	20.0	19.8	99	70 - 130	
Chloroethane	20.0	13.3	66	39 - 174	
Chloroform	20.0	17.5	87	59 - 130	
Chloromethane	20.0	14.4	72	35 - 153	
cis-1,2-Dichloroethene	20.0	18.0	90	61 - 130	
cis-1,3-Dichloropropene	20.0	20.1	101	70 - 130	
Dibromochloromethane	20.0	18.7	93	70 - 130	
Dibromomethane	20.0	20.4	102	70 - 130	
1,2-Dichlorobenzene	20.0	20.2	101	70 - 130	
1,4-Dichlorobenzene	20.0	18.6	93	70 - 130	
1,1-Dichloroethane	20.0	18.6	93	60 - 132	
1,2-Dichloroethane	20.0	18.2	91	70 - 130	
1,1-Dichloroethene	20.0	16.5	82	51 - 157	
1,2-Dichloropropane	20.0	20.0	100	70 - 130	
Ethylbenzene	20.0	20.8	104	69 - 131	
2-Hexanone	100	114	114	57 - 148	
Methylene Chloride	20.0	20.0	100	57 - 130	
4-Methyl-2-pentanone	100	110	110	64 - 137	
Styrene	20.0	19.2	96	62 - 136	
1,1,1,2-Tetrachloroethane	20.0	19.9	99	70 - 130	
1,1,2,2-Tetrachloroethane	20.0	22.4	112	67 - 130	
Tetrachloroethene	20.0	16.8	84	47 - 143	
Toluene	20.0	20.0	100	70 - 131	
trans-1,2-Dichloroethene	20.0	19.1	96	55 - 145	
trans-1,3-Dichloropropene	20.0	18.5	92	62 - 130	
1,1,1-Trichloroethane	20.0	17.9	90	57 - 135	
1,1,2-Trichloroethane	20.0	21.2	106	69 - 130	
Trichloroethene	20.0	18.6	93	59 - 142	
Trichlorofluoromethane	20.0	13.9	69	62 - 147	
1,2,3-Trichloropropane	20.0	18.8	94	62 - 130	
Vinyl chloride	20.0	14.2	71	48 - 147	

Calculations are performed before rounding to avoid round-off errors in calculated results.

Quality Control Results

Client: Hillsborough County

Job Number: 660-29411-1

Matrix Spike/
Matrix Spike Duplicate Recovery Report - Batch: 660-79364

Method: 8260B
Preparation: 5030B

MS Lab Sample ID:	660-29417-O-1 MS	Analysis Batch: 660-79364	Instrument ID: BVMJ GC/MS
Client Matrix:	Water	Prep Batch: N/A	Lab File ID: 1JE1917.D
Dilution:	1.0		Initial Weight/Volume: 5 mL
Date Analyzed:	05/19/2009 1457		Final Weight/Volume: 5 mL
Date Prepared:	05/19/2009 1457		

MSD Lab Sample ID:	660-29417-O-1 MSD	Analysis Batch: 660-79364	Instrument ID: BVMJ GC/MS
Client Matrix:	Water	Prep Batch: N/A	Lab File ID: 1JE1918.D
Dilution:	1.0		Initial Weight/Volume: 5 mL
Date Analyzed:	05/19/2009 1521		Final Weight/Volume: 5 mL
Date Prepared:	05/19/2009 1521		

Analyte	% Rec. MS	% Rec. MSD	Limit	RPD	RPD Limit	MS Qual	MSD Qual
Acetone	121	163	62 - 142	29	30		J3
Acrylonitrile	90	117	10 - 183	26	30		
Benzene	97	99	64 - 140	2	30		
Bromochloromethane	83	92	59 - 130	10	30		
Bromodichloromethane	95	106	70 - 130	10	30		
Bromoform	87	108	65 - 130	22	30		
Bromomethane	106	99	14 - 184	7	30		
2-Butanone	100	142	63 - 140	35	30		J3
Carbon disulfide	89	92	30 - 184	3	30		
Carbon tetrachloride	86	88	53 - 145	2	30		
Chlorobenzene	95	103	70 - 130	8	30		
Chloroethane	84	78	39 - 174	8	30		
Chloroform	88	92	59 - 130	4	30		
Chloromethane	82	87	35 - 153	6	30		
cis-1,2-Dichloroethene	87	92	61 - 130	6	30		
cis-1,3-Dichloropropene	97	105	70 - 130	8	30		
Dibromochloromethane	96	105	70 - 130	10	30		
Dibromomethane	96	124	70 - 130	25	30		
1,2-Dichlorobenzene	101	110	70 - 130	8	30		
1,4-Dichlorobenzene	93	102	70 - 130	9	30		
1,1-Dichloroethane	93	94	60 - 132	2	30		
1,2-Dichloroethane	89	104	70 - 130	16	30		
1,1-Dichloroethene	82	83	51 - 157	1	30		
1,2-Dichloropropane	100	110	70 - 130	10	30		
Ethylbenzene	99	102	69 - 131	3	30		
2-Hexanone	105	146	57 - 148	33	30		J3
Methylene Chloride	106	113	57 - 130	7	30		
4-Methyl-2-pentanone	106	146	64 - 137	32	30		J3
Styrene	97	102	62 - 136	5	30		

Calculations are performed before rounding to avoid round-off errors in calculated results.

Quality Control Results

Client: Hillsborough County

Job Number: 660-29411-1

Matrix Spike/
Matrix Spike Duplicate Recovery Report - Batch: 660-79364

Method: 8260B
Preparation: 5030B

MS Lab Sample ID:	660-29417-O-1 MS	Analysis Batch: 660-79364	Instrument ID: BVMJ GC/MS
Client Matrix:	Water	Prep Batch: N/A	Lab File ID: 1JE1917.D
Dilution:	1.0		Initial Weight/Volume: 5 mL
Date Analyzed:	05/19/2009 1457		Final Weight/Volume: 5 mL
Date Prepared:	05/19/2009 1457		

MSD Lab Sample ID:	660-29417-O-1 MSD	Analysis Batch: 660-79364	Instrument ID: BVMJ GC/MS
Client Matrix:	Water	Prep Batch: N/A	Lab File ID: 1JE1918.D
Dilution:	1.0		Initial Weight/Volume: 5 mL
Date Analyzed:	05/19/2009 1521		Final Weight/Volume: 5 mL
Date Prepared:	05/19/2009 1521		

Analyte	% Rec. MS	% Rec. MSD	Limit	RPD	RPD Limit	MS Qual	MSD Qual
1,1,1,2-Tetrachloroethane	95	104	70 - 130	9	30		
1,1,2,2-Tetrachloroethane	111	139	67 - 130	22	30		J3
Tetrachloroethene	95	99	47 - 143	4	30		
Toluene	96	99	70 - 131	3	30		
trans-1,2-Dichloroethene	94	95	55 - 145	1	30		
trans-1,3-Dichloropropene	90	102	62 - 130	12	30		
1,1,1-Trichloroethane	83	86	57 - 135	4	30		
1,1,2-Trichloroethane	102	120	69 - 130	16	30		
Trichloroethene	90	92	59 - 142	3	30		
Trichlorofluoromethane	88	94	62 - 147	7	30		
1,2,3-Trichloropropane	90	118	62 - 130	26	30		
Vinyl chloride	87	88	48 - 147	1	30		

Calculations are performed before rounding to avoid round-off errors in calculated results.

Quality Control Results

Client: Hillsborough County

Job Number: 660-29411-1

Method Blank - Batch: 640-56976

Method: 8011
Preparation: 8011

Lab Sample ID: MB 640-56976/1-A
Client Matrix: Water
Dilution: 1.0
Date Analyzed: 05/24/2009 2244
Date Prepared: 05/24/2009 1400

Analysis Batch: 640-57080
Prep Batch: 640-56976
Units: ug/L

Instrument ID: SGL HP6890
Lab File ID: 3E24L035.D
Initial Weight/Volume: 35 mL
Final Weight/Volume: 2.0 mL
Injection Volume: 2 uL
Column ID: PRIMARY

Analyte	Result	Qual	MDL	PQL
1,2-Dibromo-3-Chloropropane	0.0027	U	0.0027	0.020
Ethylene Dibromide	0.0044	U	0.0044	0.020

Surrogate	% Rec	Acceptance Limits
1,1,1,2-Tetrachloroethane	101	56 - 144

Lab Control Sample/ Lab Control Sample Duplicate Recovery Report - Batch: 640-56976

Method: 8011
Preparation: 8011

LCS Lab Sample ID: LCS 640-56976/2-A
Client Matrix: Water
Dilution: 1.0
Date Analyzed: 05/24/2009 2258
Date Prepared: 05/24/2009 1400

Analysis Batch: 640-57080
Prep Batch: 640-56976
Units: ug/L

Instrument ID: SGL HP6890
Lab File ID: 3E24L036.D
Initial Weight/Volume: 35 mL
Final Weight/Volume: 2.0 mL
Injection Volume: 2 uL
Column ID: PRIMARY

LCSD Lab Sample ID: LCSD 640-56976/3-A
Client Matrix: Water
Dilution: 1.0
Date Analyzed: 05/24/2009 2311
Date Prepared: 05/24/2009 1400

Analysis Batch: 640-57080
Prep Batch: 640-56976
Units: ug/L

Instrument ID: SGL HP6890
Lab File ID: 3E24L037.D
Initial Weight/Volume: 35 mL
Final Weight/Volume: 2.0 mL
Injection Volume: 2 uL
Column ID: PRIMARY

Analyte	% Rec. LCS	% Rec. LCSD	Limit	RPD	RPD Limit	LCS Qual	LCSD Qual
1,2-Dibromo-3-Chloropropane	100	121	89 - 132	19	11		J3
Ethylene Dibromide	87	111	85 - 118	24	12		J3

Surrogate	LCS % Rec	LCSD % Rec	Acceptance Limits
1,1,1,2-Tetrachloroethane	83	105	56 - 144

Calculations are performed before rounding to avoid round-off errors in calculated results.

Quality Control Results

Client: Hillsborough County

Job Number: 660-29411-1

Matrix Spike/
Matrix Spike Duplicate Recovery Report - Batch: 640-56976

Method: 8011
Preparation: 8011

MS Lab Sample ID:	640-22051-E-2-A MS	Analysis Batch: 640-57080	Instrument ID: SGL HP6890
Client Matrix:	Water	Prep Batch: 640-56976	Lab File ID: 3E24L038.D
Dilution:	1.0		Initial Weight/Volume: 17.5 mL
Date Analyzed:	05/24/2009 2325		Final Weight/Volume: 2.0 mL
Date Prepared:	05/24/2009 1400		Injection Volume: 2 uL
			Column ID: PRIMARY
MSD Lab Sample ID:	640-22051-E-2-B MSD	Analysis Batch: 640-57080	Instrument ID: SGL HP6890
Client Matrix:	Water	Prep Batch: 640-56976	Lab File ID: 3E24L039.D
Dilution:	1.0		Initial Weight/Volume: 17.5 mL
Date Analyzed:	05/24/2009 2338		Final Weight/Volume: 2.0 mL
Date Prepared:	05/24/2009 1400		Injection Volume: 2 uL
			Column ID: PRIMARY

	% Rec.						
Analyte	MS	MSD	Limit	RPD	RPD Limit	MS Qual	MSD Qual
1,2-Dibromo-3-Chloropropane	125	126	89 - 132	0	11		
Ethylene Dibromide	109	110	85 - 118	1	12		

Surrogate	MS % Rec	MSD % Rec	Acceptance Limits
1,1,1,2-Tetrachloroethane	108	108	56 - 144

Calculations are performed before rounding to avoid round-off errors in calculated results.

Quality Control Results

Client: Hillsborough County

Job Number: 660-29411-1

Method Blank - Batch: 660-79737

Method: 6010B
Preparation: 3005A
Total Recoverable

Lab Sample ID: MB 660-79737/1-A
Client Matrix: Water
Dilution: 1.0
Date Analyzed: 05/29/2009 1248
Date Prepared: 05/28/2009 1726

Analysis Batch: 660-79771
Prep Batch: 660-79737
Units: ug/L

Instrument ID: TJA ICP TRACE
Lab File ID: 9E29A
Initial Weight/Volume: 50 mL
Final Weight/Volume: 50 mL

Analyte	Result	Qual	MDL	PQL
Antimony	4.0	U	4.0	20
Arsenic	4.0	U	4.0	10
Barium	2.0	U	2.0	10
Beryllium	0.50	U	0.50	2.0
Cadmium	1.0	U	1.0	4.0
Chromium	2.0	U	2.0	10
Cobalt	2.0	U	2.0	10
Copper	2.9	U	2.9	10
Iron	50	U	50	200
Lead	2.0	U	2.0	10
Nickel	2.0	U	2.0	8.0
Selenium	5.0	U	5.0	20
Silver	1.0	U	1.0	4.0
Thallium	5.0	U	5.0	20
Vanadium	2.5	U	2.5	10
Zinc	5.0	U	5.0	20

Calculations are performed before rounding to avoid round-off errors in calculated results.

Quality Control Results

Client: Hillsborough County

Job Number: 660-29411-1

Lab Control Sample - Batch: 660-79737

Method: 6010B
Preparation: 3005A
Total Recoverable

Lab Sample ID: LCS 660-79737/2-A
Client Matrix: Water
Dilution: 1.0
Date Analyzed: 05/29/2009 1253
Date Prepared: 05/28/2009 1726

Analysis Batch: 660-79771
Prep Batch: 660-79737
Units: ug/L

Instrument ID: TJA ICP TRACE
Lab File ID: 9E29A
Initial Weight/Volume: 50 mL
Final Weight/Volume: 50 mL

Analyte	Spike Amount	Result	% Rec.	Limit	Qual
Antimony	1000	1010	101	75 - 125	
Arsenic	1000	1040	104	75 - 125	
Barium	1000	1020	102	75 - 125	
Beryllium	1000	1060	106	75 - 125	
Cadmium	1000	1070	107	75 - 125	
Chromium	990	1020	103	75 - 125	
Cobalt	1000	1010	101	75 - 125	
Copper	1000	1040	104	75 - 125	
Iron	1000	1040	104	75 - 125	
Lead	1000	1060	106	75 - 125	
Nickel	1000	1060	106	75 - 125	
Selenium	1000	990	99	75 - 125	
Silver	1000	1030	103	75 - 125	
Thallium	1000	1030	103	75 - 125	
Vanadium	1000	1050	105	75 - 125	
Zinc	1000	1070	107	75 - 125	

Calculations are performed before rounding to avoid round-off errors in calculated results.

Quality Control Results

Client: Hillsborough County

Job Number: 660-29411-1

Matrix Spike/
Matrix Spike Duplicate Recovery Report - Batch: 660-79737

Method: 6010B
Preparation: 3005A
Total Recoverable

MS Lab Sample ID:	660-29411-1	Analysis Batch: 660-79771	Instrument ID: TJA ICP TRACE
Client Matrix:	Water	Prep Batch: 660-79737	Lab File ID: 9E29A
Dilution:	1.0		Initial Weight/Volume: 50 mL
Date Analyzed:	05/29/2009 1309		Final Weight/Volume: 50 mL
Date Prepared:	05/28/2009 1726		

MSD Lab Sample ID:	660-29411-1	Analysis Batch: 660-79771	Instrument ID: TJA ICP TRACE
Client Matrix:	Water	Prep Batch: 660-79737	Lab File ID: 9E29A
Dilution:	1.0		Initial Weight/Volume: 50 mL
Date Analyzed:	05/29/2009 1314		Final Weight/Volume: 50 mL
Date Prepared:	05/28/2009 1726		

Analyte	% Rec. MS	% Rec. MSD	Limit	RPD	RPD Limit	MS Qual	MSD Qual
Antimony	96	101	75 - 125	6	20		
Arsenic	99	105	75 - 125	6	20		
Barium	97	102	75 - 125	5	20		
Beryllium	101	107	75 - 125	6	20		
Cadmium	99	106	75 - 125	6	20		
Chromium	97	103	75 - 125	6	20		
Cobalt	94	100	75 - 125	6	20		
Copper	100	106	75 - 125	5	20		
Iron	102	109	75 - 125	6	20		
Lead	99	105	75 - 125	5	20		
Nickel	98	104	75 - 125	6	20		
Selenium	95	100	75 - 125	5	20		
Silver	98	104	75 - 125	6	20		
Thallium	97	103	75 - 125	6	20		
Vanadium	100	106	75 - 125	6	20		
Zinc	98	104	75 - 125	6	20		

Calculations are performed before rounding to avoid round-off errors in calculated results.

Quality Control Results

Client: Hillsborough County

Job Number: 660-29411-1

Method Blank - Batch: 660-79417

Method: 7470A
Preparation: 7470A

Lab Sample ID: MB 660-79417/1-A
Client Matrix: Water
Dilution: 1.0
Date Analyzed: 05/21/2009 1429
Date Prepared: 05/21/2009 0959

Analysis Batch: 660-79469
Prep Batch: 660-79417
Units: ug/L

Instrument ID: Hg Analyzer
Lab File ID: N/A
Initial Weight/Volume: 25 mL
Final Weight/Volume: 25 mL

Analyte	Result	Qual	MDL	PQL
Mercury	0.072	U	0.072	0.20

Lab Control Sample - Batch: 660-79417

Method: 7470A
Preparation: 7470A

Lab Sample ID: LCS 660-79417/2-A
Client Matrix: Water
Dilution: 1.0
Date Analyzed: 05/21/2009 1432
Date Prepared: 05/21/2009 0959

Analysis Batch: 660-79469
Prep Batch: 660-79417
Units: ug/L

Instrument ID: Hg Analyzer
Lab File ID: N/A
Initial Weight/Volume: 25 mL
Final Weight/Volume: 25 mL

Analyte	Spike Amount	Result	% Rec.	Limit	Qual
Mercury	1.00	0.952	95	80 - 120	

Matrix Spike/ Matrix Spike Duplicate Recovery Report - Batch: 660-79417

Method: 7470A
Preparation: 7470A

MS Lab Sample ID: 660-29402-G-1-B MS
Client Matrix: Water
Dilution: 1.0
Date Analyzed: 05/21/2009 1438
Date Prepared: 05/21/2009 0959

Analysis Batch: 660-79469
Prep Batch: 660-79417

Instrument ID: Hg Analyzer
Lab File ID: N/A
Initial Weight/Volume: 25 mL
Final Weight/Volume: 25 mL

MSD Lab Sample ID: 660-29402-G-1-C MSD
Client Matrix: Water
Dilution: 1.0
Date Analyzed: 05/21/2009 1441
Date Prepared: 05/21/2009 0959

Analysis Batch: 660-79469
Prep Batch: 660-79417

Instrument ID: Hg Analyzer
Lab File ID: N/A
Initial Weight/Volume: 25 mL
Final Weight/Volume: 25 mL

Analyte	% Rec. MS	% Rec. MSD	Limit	RPD	RPD Limit	MS Qual	MSD Qual
Mercury	103	106	80 - 120	2	20		

Calculations are performed before rounding to avoid round-off errors in calculated results.

Quality Control Results

Client: Hillsborough County

Job Number: 660-29411-1

Method Blank - Batch: 660-79353

Method: 353.2
Preparation: N/A

Lab Sample ID: MB 660-79353/1
Client Matrix: Water
Dilution: 1.0
Date Analyzed: 05/19/2009 1416
Date Prepared: N/A

Analysis Batch: 660-79353
Prep Batch: N/A
Units: mg/L

Instrument ID: No Equipment Assigned
Lab File ID: N/A
Initial Weight/Volume: 50 mL
Final Weight/Volume: 50 mL

Analyte	Result	Qual	MDL	PQL
Nitrate Nitrite as N	0.10	U	0.10	0.50
Nitrite Nitrogen	0.10	U	0.10	0.50
Nitrate as N	0.10	U	0.10	0.50

Lab Control Sample - Batch: 660-79353

Method: 353.2
Preparation: N/A

Lab Sample ID: LCS 660-79353/2
Client Matrix: Water
Dilution: 1.0
Date Analyzed: 05/19/2009 1416
Date Prepared: N/A

Analysis Batch: 660-79353
Prep Batch: N/A
Units: mg/L

Instrument ID: No Equipment Assigned
Lab File ID: N/A
Initial Weight/Volume: 100 mL
Final Weight/Volume: 100 mL

Analyte	Spike Amount	Result	% Rec.	Limit	Qual
Nitrate Nitrite as N	1.00	1.03	103	90 - 110	
Nitrite Nitrogen	1.00	0.957	96	90 - 110	

Calculations are performed before rounding to avoid round-off errors in calculated results.

Quality Control Results

Client: Hillsborough County

Job Number: 660-29411-1

Matrix Spike/
Matrix Spike Duplicate Recovery Report - Batch: 660-79353

Method: 353.2
Preparation: N/A

MS Lab Sample ID:	660-29417-C-1 MS	Analysis Batch: 660-79353	Instrument ID: No Equipment Assigned
Client Matrix:	Water	Prep Batch: N/A	Lab File ID: N/A
Dilution:	1.0		Initial Weight/Volume: 50 mL
Date Analyzed:	05/19/2009 1416		Final Weight/Volume: 50 mL
Date Prepared:	N/A		

MSD Lab Sample ID:	660-29417-C-1 MSD	Analysis Batch: 660-79353	Instrument ID: No Equipment Assigned
Client Matrix:	Water	Prep Batch: N/A	Lab File ID: N/A
Dilution:	1.0		Initial Weight/Volume: 50 mL
Date Analyzed:	05/19/2009 1416		Final Weight/Volume: 50 mL
Date Prepared:	N/A		

Analyte	% Rec. MS	% Rec. MSD	Limit	RPD	RPD Limit	MS Qual	MSD Qual
Nitrate Nitrite as N	107	102	90 - 110	5	30		
Nitrite Nitrogen	100	116	90 - 110	15	30		J3

Calculations are performed before rounding to avoid round-off errors in calculated results.

Quality Control Results

Client: Hillsborough County

Job Number: 660-29411-1

Method Blank - Batch: 660-79481

Method: 365.4
Preparation: 365.2/365.3/365

Lab Sample ID: MB 660-79481/10-A
Client Matrix: Water
Dilution: 1.0
Date Analyzed: 05/27/2009 1305
Date Prepared: 05/21/2009 1300

Analysis Batch: 660-79650
Prep Batch: 660-79481
Units: mg/L

Instrument ID: Seal Autoanalyzer
Lab File ID: N/A
Initial Weight/Volume: 20 mL
Final Weight/Volume: 20 mL

Analyte	Result	Qual	MDL	PQL
Phosphorus, Total	0.10	U	0.10	0.30

Lab Control Sample - Batch: 660-79481

Method: 365.4
Preparation: 365.2/365.3/365

Lab Sample ID: LCS 660-79481/11-A
Client Matrix: Water
Dilution: 1.0
Date Analyzed: 05/27/2009 1307
Date Prepared: 05/21/2009 1300

Analysis Batch: 660-79650
Prep Batch: 660-79481
Units: mg/L

Instrument ID: Seal Autoanalyzer
Lab File ID: N/A
Initial Weight/Volume: 20 mL
Final Weight/Volume: 20 mL

Analyte	Spike Amount	Result	% Rec.	Limit	Qual
Phosphorus, Total	3.00	3.11	104	90 - 110	

Matrix Spike/ Matrix Spike Duplicate Recovery Report - Batch: 660-79481

Method: 365.4
Preparation: 365.2/365.3/365

MS Lab Sample ID: 660-29368-A-9-B MS
Client Matrix: Water
Dilution: 1.0
Date Analyzed: 05/27/2009 1328
Date Prepared: 05/21/2009 1300

Analysis Batch: 660-79650
Prep Batch: 660-79481

Instrument ID: Seal Autoanalyzer
Lab File ID: N/A
Initial Weight/Volume: 20 mL
Final Weight/Volume: 20 mL

MSD Lab Sample ID: 660-29368-A-9-C MSD
Client Matrix: Water
Dilution: 1.0
Date Analyzed: 05/27/2009 1330
Date Prepared: 05/21/2009 1300

Analysis Batch: 660-79650
Prep Batch: 660-79481

Instrument ID: Seal Autoanalyzer
Lab File ID: N/A
Initial Weight/Volume: 20 mL
Final Weight/Volume: 20 mL

Analyte	% Rec. MS	% Rec. MSD	Limit	RPD	RPD Limit	MS Qual	MSD Qual
Phosphorus, Total	112	118	90 - 110	4	30	J3	J3

Calculations are performed before rounding to avoid round-off errors in calculated results.

Quality Control Results

Client: Hillsborough County

Job Number: 660-29411-1

Method Blank - Batch: 660-79429

Method: SM 10200H
Preparation: SM 10200H
Dissolved

Lab Sample ID: MB 660-79429/1-A
Client Matrix: Water
Dilution: 1.0
Date Analyzed: 05/27/2009 1634
Date Prepared: 05/19/2009 1600

Analysis Batch: 660-79656
Prep Batch: 660-79429
Units: ug/L

Instrument ID: No Equipment Assigned
Lab File ID: N/A
Initial Weight/Volume:
Final Weight/Volume: 1.0 mL

Analyte	Result	Qual	PQL	PQL
Chlorophyll a-Dissolved	2.0	U	2.0	2.0

Lab Control Sample/ Lab Control Sample Duplicate Recovery Report - Batch: 660-79429

Method: SM 10200H
Preparation: SM 10200H
Dissolved

LCS Lab Sample ID: LCS 660-79429/2-A
Client Matrix: Water
Dilution: 1.0
Date Analyzed: 05/27/2009 1634
Date Prepared: 05/19/2009 1600

Analysis Batch: 660-79656
Prep Batch: 660-79429
Units: ug/L

Instrument ID: No Equipment Assigned
Lab File ID: N/A
Initial Weight/Volume:
Final Weight/Volume: 1.0 mL

LCSD Lab Sample ID: LCSD 660-79429/3-A
Client Matrix: Water
Dilution: 1.0
Date Analyzed: 05/27/2009 1634
Date Prepared: 05/19/2009 1600

Analysis Batch: 660-79656
Prep Batch: 660-79429
Units: ug/L

Instrument ID: No Equipment Assigned
Lab File ID: N/A
Initial Weight/Volume:
Final Weight/Volume: 1.0 mL

Analyte	% Rec. LCS	% Rec. LCSD	Limit	RPD	RPD Limit	LCS Qual	LCSD Qual
Chlorophyll a-Dissolved	91	86	85 - 115	6	20		

Calculations are performed before rounding to avoid round-off errors in calculated results.

Quality Control Results

Client: Hillsborough County

Job Number: 660-29411-1

Duplicate - Batch: 660-79429

Method: SM 10200H
Preparation: SM 10200H
Dissolved

Lab Sample ID: 660-29411-1
Client Matrix: Water
Dilution: 1.0
Date Analyzed: 05/27/2009 1634
Date Prepared: 05/19/2009 1600

Analysis Batch: 660-79656
Prep Batch: 660-79429
Units: ug/L

Instrument ID: No Equipment Assigned
Lab File ID: N/A
Initial Weight/Volume:
Final Weight/Volume: 1.0 mL

Analyte	Sample Result/Qual	Result	RPD	Limit	Qual
Chlorophyll a-Dissolved	120	143	21	20	J3

Calculations are performed before rounding to avoid round-off errors in calculated results.

Quality Control Results

Client: Hillsborough County

Job Number: 660-29411-1

Method Blank - Batch: 640-56974

Method: SM 2540C
Preparation: N/A

Lab Sample ID: MB 640-56974/1
Client Matrix: Water
Dilution: 1.0
Date Analyzed: 05/23/2009 2025
Date Prepared: N/A

Analysis Batch: 640-56974
Prep Batch: N/A
Units: mg/L

Instrument ID: No Equipment Assigned
Lab File ID: N/A
Initial Weight/Volume: 200 mL
Final Weight/Volume: 200 mL

Analyte	Result	Qual	MDL	PQL
Total Dissolved Solids	5.0	U	5.0	5.0

Lab Control Sample/ Lab Control Sample Duplicate Recovery Report - Batch: 640-56974

Method: SM 2540C
Preparation: N/A

LCS Lab Sample ID: LCS 640-56974/2
Client Matrix: Water
Dilution: 1.0
Date Analyzed: 05/23/2009 2025
Date Prepared: N/A

Analysis Batch: 640-56974
Prep Batch: N/A
Units: mg/L

Instrument ID: No Equipment Assigned
Lab File ID: N/A
Initial Weight/Volume: 100 mL
Final Weight/Volume: 200 mL

LCSD Lab Sample ID: LCSD 640-56974/3
Client Matrix: Water
Dilution: 1.0
Date Analyzed: 05/23/2009 2025
Date Prepared: N/A

Analysis Batch: 640-56974
Prep Batch: N/A
Units: mg/L

Instrument ID: No Equipment Assigned
Lab File ID: N/A
Initial Weight/Volume: 100 mL
Final Weight/Volume: 200 mL

Analyte	% Rec. LCS	% Rec. LCSD	Limit	RPD	RPD Limit	LCS Qual	LCSD Qual
Total Dissolved Solids	99	101	80 - 120	3	25		

Calculations are performed before rounding to avoid round-off errors in calculated results.

Quality Control Results

Client: Hillsborough County

Job Number: 660-29411-1

Duplicate - Batch: 640-56974

Method: SM 2540C
Preparation: N/A

Lab Sample ID: 660-29441-A-5 DU
Client Matrix: Water
Dilution: 1.0
Date Analyzed: 05/23/2009 2025
Date Prepared: N/A

Analysis Batch: 640-56974
Prep Batch: N/A
Units: mg/L

Instrument ID: No Equipment Assigned
Lab File ID: N/A
Initial Weight/Volume: 100 mL
Final Weight/Volume: 200 mL

Analyte	Sample Result/Qual	Result	RPD	Limit	Qual
Total Dissolved Solids	360	372	5	25	

Calculations are performed before rounding to avoid round-off errors in calculated results.

Quality Control Results

Client: Hillsborough County

Job Number: 660-29411-1

Method Blank - Batch: 640-56973

Method: SM 2540D
Preparation: N/A

Lab Sample ID: MB 640-56973/1
Client Matrix: Water
Dilution: 1.0
Date Analyzed: 05/23/2009 2012
Date Prepared: N/A

Analysis Batch: 640-56973
Prep Batch: N/A
Units: mg/L

Instrument ID: No Equipment Assigned
Lab File ID: N/A
Initial Weight/Volume: 1000 mL
Final Weight/Volume: 200 mL

Analyte	Result	Qual	MDL	PQL
Total Suspended Solids	0.48	U	0.48	1.0

Lab Control Sample/ Lab Control Sample Duplicate Recovery Report - Batch: 640-56973

Method: SM 2540D
Preparation: N/A

LCS Lab Sample ID: LCS 640-56973/2
Client Matrix: Water
Dilution: 1.0
Date Analyzed: 05/23/2009 2012
Date Prepared: N/A

Analysis Batch: 640-56973
Prep Batch: N/A
Units: mg/L

Instrument ID: No Equipment Assigned
Lab File ID: N/A
Initial Weight/Volume: 200 mL
Final Weight/Volume: 200 mL

LCSD Lab Sample ID: LCSD 640-56973/3
Client Matrix: Water
Dilution: 1.0
Date Analyzed: 05/23/2009 2013
Date Prepared: N/A

Analysis Batch: 640-56973
Prep Batch: N/A
Units: mg/L

Instrument ID: No Equipment Assigned
Lab File ID: N/A
Initial Weight/Volume: 200 mL
Final Weight/Volume: 200 mL

Analyte	% Rec. LCS	% Rec. LCSD	Limit	RPD	RPD Limit	LCS Qual	LCSD Qual
Total Suspended Solids	98	100	80 - 120	2	25		

Calculations are performed before rounding to avoid round-off errors in calculated results.

Quality Control Results

Client: Hillsborough County

Job Number: 660-29411-1

Duplicate - Batch: 640-56973

Method: SM 2540D
Preparation: N/A

Lab Sample ID: 660-29441-A-5 DU
Client Matrix: Water
Dilution: 1.0
Date Analyzed: 05/23/2009 2017
Date Prepared: N/A

Analysis Batch: 640-56973
Prep Batch: N/A
Units: mg/L

Instrument ID: No Equipment Assigned
Lab File ID: N/A
Initial Weight/Volume: 600 mL
Final Weight/Volume: 200 mL

Analyte	Sample Result/Qual		Result	RPD	Limit	Qual
Total Suspended Solids	1.0	I	0.833	18	25	I

Calculations are performed before rounding to avoid round-off errors in calculated results.

Quality Control Results

Client: Hillsborough County

Job Number: 660-29411-1

Unseeded Control Blank - Batch: 660-79406

Method: SM 5210B
Preparation: N/A

Lab Sample ID: USB 660-79406/1
Client Matrix: Water
Dilution: 1.0
Date Analyzed: 05/20/2009 1027
Date Prepared: N/A

Analysis Batch: 660-79406
Prep Batch: N/A
Units: mg/L

Instrument ID: No Equipment Assigned
Lab File ID: N/A
Initial Weight/Volume: 1.0 mL
Final Weight/Volume: 300 mL

Analyte	Result	Qual	PQL	PQL
Biochemical Oxygen Demand	2.0	U	2.0	2.0

Seeded Control Blank - Batch: 660-79406

Method: SM 5210B
Preparation: N/A

Lab Sample ID: SCB 660-79406/2
Client Matrix: Water
Dilution: 1.0
Date Analyzed: 05/20/2009 1030
Date Prepared: N/A

Analysis Batch: 660-79406
Prep Batch: N/A
Units: mg/L

Instrument ID: No Equipment Assigned
Lab File ID: N/A
Initial Weight/Volume: 1.0 mL
Final Weight/Volume: 300 mL

Analyte	Result	Qual	PQL	PQL
Biochemical Oxygen Demand	2.0	U	2.0	2.0

Lab Control Sample - Batch: 660-79406

Method: SM 5210B
Preparation: N/A

Lab Sample ID: LCS 660-79406/3
Client Matrix: Water
Dilution: 1.0
Date Analyzed: 05/20/2009 1034
Date Prepared: N/A

Analysis Batch: 660-79406
Prep Batch: N/A
Units: mg/L

Instrument ID: No Equipment Assigned
Lab File ID: N/A
Initial Weight/Volume: 1.0 mL
Final Weight/Volume: 300 mL

Analyte	Spike Amount	Result	% Rec.	Limit	Qual
Biochemical Oxygen Demand	198	221	112	85 - 115	

Calculations are performed before rounding to avoid round-off errors in calculated results.

Quality Control Results

Client: Hillsborough County

Job Number: 660-29411-1

Method Blank - Batch: 660-79529

Method: SM 5220D
Preparation: SM 5220

Lab Sample ID: MB 660-79529/1-A
Client Matrix: Water
Dilution: 1.0
Date Analyzed: 05/23/2009 1610
Date Prepared: 05/22/2009 1500

Analysis Batch: 660-79530
Prep Batch: 660-79529
Units: mg/L

Instrument ID: HACH 2500 Spec
Lab File ID: N/A
Initial Weight/Volume: 2 mL
Final Weight/Volume: 2 mL

Analyte	Result	Qual	MDL	PQL
Chemical Oxygen Demand	10	U	10	20

Lab Control Sample - Batch: 660-79529

Method: SM 5220D
Preparation: SM 5220

Lab Sample ID: LCS 660-79529/2-A
Client Matrix: Water
Dilution: 1.0
Date Analyzed: 05/23/2009 1610
Date Prepared: 05/22/2009 1500

Analysis Batch: 660-79530
Prep Batch: 660-79529
Units: mg/L

Instrument ID: HACH 2500 Spec
Lab File ID: N/A
Initial Weight/Volume: 2 mL
Final Weight/Volume: 2 mL

Analyte	Spike Amount	Result	% Rec.	Limit	Qual
Chemical Oxygen Demand	50.0	47.4	95	90 - 110	

Matrix Spike/ Matrix Spike Duplicate Recovery Report - Batch: 660-79529

Method: SM 5220D
Preparation: SM 5220

MS Lab Sample ID: 640-22005-E-2-B MS
Client Matrix: Water
Dilution: 1.0
Date Analyzed: 05/23/2009 1610
Date Prepared: 05/22/2009 1500

Analysis Batch: 660-79530
Prep Batch: 660-79529

Instrument ID: HACH 2500 Spec
Lab File ID: N/A
Initial Weight/Volume: 2 mL
Final Weight/Volume: 2 mL

MSD Lab Sample ID: 640-22005-E-2-C MSD
Client Matrix: Water
Dilution: 1.0
Date Analyzed: 05/23/2009 1610
Date Prepared: 05/22/2009 1500

Analysis Batch: 660-79530
Prep Batch: 660-79529

Instrument ID: HACH 2500 Spec
Lab File ID: N/A
Initial Weight/Volume: 2 mL
Final Weight/Volume: 2 mL

Analyte	% Rec. MS	% Rec. MSD	Limit	RPD	RPD Limit	MS Qual	MSD Qual
Chemical Oxygen Demand	92	93	90 - 110	1	20		

Calculations are performed before rounding to avoid round-off errors in calculated results.

Quality Control Results

Client: Hillsborough County

Job Number: 660-29411-1

Method Blank - Batch: 640-56927

Method: SM 5310C
Preparation: N/A

Lab Sample ID: MB 640-56927/1
Client Matrix: Water
Dilution: 1.0
Date Analyzed: 05/20/2009 2110
Date Prepared: N/A

Analysis Batch: 640-56927
Prep Batch: N/A
Units: mg/L

Instrument ID: No Equipment Assigned
Lab File ID: N/A
Initial Weight/Volume: 40 mL
Final Weight/Volume: 40 mL

Analyte	Result	Qual	MDL	PQL
Total Organic Carbon	0.10	U	0.10	1.0

Lab Control Sample/ Lab Control Sample Duplicate Recovery Report - Batch: 640-56927

Method: SM 5310C
Preparation: N/A

LCS Lab Sample ID: LCS 640-56927/2
Client Matrix: Water
Dilution: 1.0
Date Analyzed: 05/20/2009 2126
Date Prepared: N/A

Analysis Batch: 640-56927
Prep Batch: N/A
Units: mg/L

Instrument ID: No Equipment Assigned
Lab File ID: N/A
Initial Weight/Volume: 40 mL
Final Weight/Volume: 40 mL

LCSD Lab Sample ID: LCSD 640-56927/3
Client Matrix: Water
Dilution: 1.0
Date Analyzed: 05/20/2009 2142
Date Prepared: N/A

Analysis Batch: 640-56927
Prep Batch: N/A
Units: mg/L

Instrument ID: No Equipment Assigned
Lab File ID: N/A
Initial Weight/Volume: 40 mL
Final Weight/Volume: 40 mL

Analyte	% Rec. LCS	% Rec. LCSD	Limit	RPD	RPD Limit	LCS Qual	LCSD Qual
Total Organic Carbon	109	109	80 - 120	0	25		

Calculations are performed before rounding to avoid round-off errors in calculated results.

Quality Control Results

Client: Hillsborough County

Job Number: 660-29411-1

Matrix Spike/ Matrix Spike Duplicate Recovery Report - Batch: 640-56927

Method: SM 5310C
Preparation: N/A

MS Lab Sample ID: 660-29421-C-1 MS
Client Matrix: Water
Dilution: 1.0
Date Analyzed: 05/21/2009 0430
Date Prepared: N/A

Analysis Batch: 640-56927
Prep Batch: N/A

Instrument ID: No Equipment Assigned
Lab File ID: N/A
Initial Weight/Volume: 40 mL
Final Weight/Volume: 40 mL

MSD Lab Sample ID: 660-29421-C-1 MSD
Client Matrix: Water
Dilution: 1.0
Date Analyzed: 05/21/2009 0445
Date Prepared: N/A

Analysis Batch: 640-56927
Prep Batch: N/A

Instrument ID: No Equipment Assigned
Lab File ID: N/A
Initial Weight/Volume: 40 mL
Final Weight/Volume: 40 mL

Analyte	% Rec. MS	MSD	Limit	RPD	RPD Limit	MS Qual	MSD Qual
Total Organic Carbon	113	113	80 - 120	0	25		

Duplicate - Batch: 640-56927

Method: SM 5310C
Preparation: N/A

Lab Sample ID: 660-29421-C-1 DU
Client Matrix: Water
Dilution: 1.0
Date Analyzed: 05/21/2009 0416
Date Prepared: N/A

Analysis Batch: 640-56927
Prep Batch: N/A
Units: mg/L

Instrument ID: No Equipment Assigned
Lab File ID: N/A
Initial Weight/Volume: 40 mL
Final Weight/Volume: 40 mL

Analyte	Sample Result/Qual		Result	RPD	Limit	Qual
Total Organic Carbon	0.10	U	0.10	NC	25	U

Calculations are performed before rounding to avoid round-off errors in calculated results.

Quality Control Results

Client: Hillsborough County

Job Number: 660-29411-1

Method Blank - Batch: 660-79961

Method: SM 9222D
Preparation: N/A

Lab Sample ID: MB 660-79961/1
Client Matrix: Water
Dilution: 1.0
Date Analyzed: 05/18/2009 1611
Date Prepared: N/A

Analysis Batch: 660-79961
Prep Batch: N/A
Units: CFU/100mL

Instrument ID: No Equipment Assigned
Lab File ID: N/A
Initial Weight/Volume: 1.0 mL
Final Weight/Volume: 1.0 mL
Injection Volume:

Analyte	Result	Qual	PQL	PQL
Coliform, Fecal	1.0	U	1.0	1.0

Duplicate - Batch: 660-79961

Method: SM 9222D
Preparation: N/A

Lab Sample ID: 660-29411-1
Client Matrix: Water
Dilution: 10
Date Analyzed: 05/18/2009 1611
Date Prepared: N/A

Analysis Batch: 660-79961
Prep Batch: N/A
Units: CFU/100mL

Instrument ID: No Equipment Assigned
Lab File ID: N/A
Initial Weight/Volume: 1.0 mL
Final Weight/Volume: 1.0 mL
Injection Volume:

Analyte	Sample Result/Qual	Result	RPD	Limit	Qual
Coliform, Fecal	200	240	18	50	

Calculations are performed before rounding to avoid round-off errors in calculated results.

TestAmerica
THE LEADER IN ENVIRONMENTAL TESTING

660-2941

HILLSBOROUGH COUNTY DEPT. OF SOLID WASTE COC SHEET
SOUTHEAST LANDFILL WELL MONITORING PROGRAM

PRECLEANED SAMPLE CONTAINERS: | DATE | TIME

RELINQUISHED BY: _____ REP. OF CONTRACT LAB. 5/7/9 | 700

ACCEPTED BY: _____ REP. OF SOLID WASTE DEPT. 5-8-09 | 1100

LOCATION: MINE CUT # 1 SAMPLE MATRIX: WATER OTHER MATRIX: ____

PERSONAL ENGAGED IN SAMPLE COLLECTION ☐ A.Adger ☒ A.Balloon ☐ D.Pannell

FIELD PARAMETERS:

BY	TIME	TEMP	COND	PH	DO	TURB
AA	1:46p	27.46	579	6.51	2.59	12.7=

COLORS & SHEENS: YES _____ NO ✓

SAMPLE CONTAINERS

QTY	CONTAINER DESCRIPTION	QTY	CONTAINER DESCRIPTION	PRESERVED
3	40 ml VIAL	3	40 ml VIAL	
	125 ml. PLASTIC		125 ml. PLASTIC	
	125 ml GLASS		125 ml GLASS	
1	250 ml. PLASTIC	2	250 ml. PLASTIC	
	250 ml. GLASS	1	250 ml. GLASS	
	500 ml. PLASTIC		500 ml. PLASTIC	
	500 ml. GLASS		500 ml. GLASS	
4	LITER PLASTIC	1	LITER PLASTIC	
	LITER GLASS		LITER GLASS	
3	BACTERIAL		BACTERIAL	

18 TOTAL No. OF SAMPLES COLLECTED:

COLLECTED
DATE | TIME
5-18-09 | 1:46p

ANALYSIS REQUESTED:

BOD5 CHLOROPHYLL-A COD COPPER FECAL COLIFORM IRON
MERCURY NITRATE NITROGEN TDS TOC TOTAL HARDNESS
TOTAL NITROGEN TOTAL PHOSPHATE TSS UNIONIZED AMMONIA ZINC

Parameters LISTED IN 40 CFR PART 258, APPENDIX I

PRESERVED SAMPLES PH < 2.0 yes SAMPLE STORAGE: COOLER & ICE TO 4.0 c

ABOVE LISTED SAMPLES: | DATE | TIME
RELINQUISHED BY: _____ REP. OF SOLID WASTE DEPT. 5-18-09 | 3:20
ACCEPTED BY: Amanda Adams REP. OF CONTRACT LAB. 5-18-09 | 3:20

COMMENTS: WO#0018

2.9°c, 4.1°c, & 3.5°c CW07

TestAmerica

THE LEADER IN ENVIRONMENTAL TESTING

HILLSBOROUGH COUNTY DEPT. OF SOLID WASTE COC SHEET

SOUTHEAST LANDFILL WELL MONITORING PROGRAM

PRECLEANED SAMPLE CONTAINERS: | DATE | TIME

RELINQUISHED BY: _____ REP. OF CONTRACT LAB. 5/7/9 | 1700

ACCEPTED BY: _____ REP. OF SOLID WASTE DEPT. 5-8-09 | 1100

LOCATION: SURFACE SITE 3B2B SAMPLE MATRIX: WATER OTHER MATRIX: ____

PERSONAL ENGAGED IN SAMPLE COLLECTION ~~A.Adger~~ ~~A.Balloon~~ ~~D.Pannell~~

FIELD PARAMETERS:

BY	TIME	TEMP	COND	PH	DO	TURB
AA	12:12p	21.58	310	6.65	4.73	6.6 =

COLORS & SHEENS: YES _____ NO ✓

SAMPLE CONTAINERS

QTY	CONTAINER DESCRIPTION	QTY	CONTAINER DESCRIPTION	PRESERVED
3	40 ml VIAL	3	40 ml VIAL	
	125 ml. PLASTIC		125 ml. PLASTIC	
	125 ml GLASS		125 ml GLASS	
1	250 ml. PLASTIC	7	250 ml. PLASTIC	
	250 ml. GLASS		250 ml. GLASS	
	500 ml. PLASTIC		500 ml. PLASTIC	
	500 ml. GLASS		500 ml. GLASS	
4	LITER PLASTIC	1	LITER PLASTIC	
	LITER GLASS		LITER GLASS	
3	BACTERIAL		BACTERIAL	

18 TOTAL No. OF SAMPLES COLLECTED:

COLLECTED DATE | TIME: 5-18-09 | 12:12p

ANALYSIS REQUESTED:

BOD5 CHLOROPHYLL-A COD COPPER FECAL COLIFORM IRON
MERCURY NITRATE NITROGEN TDS TOC TOTAL HARDNESS
TOTAL NITROGEN TOTAL PHOSPHATE TSS UNIONIZED AMMONIA ZINC

Parameters LISTED IN 40 CFR PART 258, APPENDIX I

PRESERVED SAMPLES PH < 2.0 yes SAMPLE STORAGE: COOLER & ICE TO 4.0 c

ABOVE LISTED SAMPLES: | DATE | TIME

RELINQUISHED BY: _____ REP. OF SOLID WASTE DEPT. 5-18-09 | 3:20

ACCEPTED BY: _____ REP. OF CONTRACT LAB. 5-18-09 | 3:20

COMMENT`S: WO#0018.

TestAmerica

THE LEADER IN ENVIRONMENTAL TESTING

HILLSBOROUGH COUNTY DEPT. OF SOLID WASTE COC SHEET

SOUTHEAST LANDFILL WELL MONITORING PROGRAM

PRECLEANED SAMPLE CONTAINERS: DATE | TIME

RELINQUISHED BY: _____ REP. OF CONTRACT LAB. 5/7/09 | 1700

ACCEPTED BY: _____ REP. OF SOLID WASTE DEPT. 5-8-09 | 1100

LOCATION: SURFACE SITE 302 SAMPLE MATRIX: WATER OTHER MATRIX: ____

PERSONAL ENGAGED IN SAMPLE COLLECTION ~~A.Adger~~ A.Balloon ~~D.Pannell~~

FIELD PARAMETERS:

BY	TIME	TEMP	COND	PH	DO	TURB
AA	12:00	22.47	1095	6.26	3.61	9.0

COLORS & SHEENS: YES _____ NO ✓

SAMPLE CONTAINERS

QTY	CONTAINER DESCRIPTION	QTY	CONTAINER DESCRIPTION	PRESERVED
3	40 ml VIAL	3	40 ml VIAL	
	125 ml. PLASTIC		125 ml. PLASTIC	
	125 ml GLASS		125 ml GLASS	
1	250 ml. PLASTIC	2	250 ml. PLASTIC	
	250 ml. GLASS	1	250 ml. GLASS	
	500 ml. PLASTIC		500 ml. PLASTIC	
	500 ml. GLASS		500 ml. GLASS	
4	LITER PLASTIC	1	LITER PLASTIC	
	LITER GLASS		LITER GLASS	
3	BACTERIAL		BACTERIAL	

18 TOTAL No. OF SAMPLES COLLECTED:

COLLECTED DATE | TIME: 5-18-09 | 12:00

ANALYSIS REQUESTED:

BOD5 CHLOROPHYLL-A COD COPPER FECAL COLIFORM IRON
MERCURY NITRATE NITROGEN TDS TOC TOTAL HARDNESS
TOTAL NITROGEN TOTAL PHOSPHATE TSS UNIONIZED AMMONIA ZINC

Parameters LISTED IN 40 CFR PART 258, APPENDIX I

PRESERVED SAMPLES PH < 2.0 yes SAMPLE STORAGE: COOLER & ICE TO 4.0 c

ABOVE LISTED SAMPLES: DATE | TIME
RELINQUISHED BY: _____ REP. OF SOLID WASTE DEPT. 5-18-09 | 3:20
ACCEPTED BY: _____ REP. OF CONTRACT LAB. 5-18-09 | 3:20

COMMENT`S: WO#0018

TestAmerica
THE LEADER IN ENVIRONMENTAL TESTING

HILLSBOROUGH COUNTY DEPT. OF SOLID WASTE COC SHEET
SOUTHEAST LANDFILL WELL MONITORING PROGRAM
BLANK, EQUIPMENT SURFACE SITES

PRECLEANED SAMPLE CONTAINERS: DATE | TIME

RELINQUISHED BY: _____ REP. OF CONTRACT LAB. 5/7/09 | 17a

ACCEPTED BY: _____ REP. OF SOLID WASTE DEPT. 5-8-09 | 11:00A

LOCATION: BLANK, EQUIPMENT SAMPLE MATRIX: WATER OTHER MATRIX: ____

PERSONAL ENGAGED IN SAMPLE COLLECTION ☐ A.Adger ☐ A.Balloon ☐ D.Pannell

FIELD PARAMETERS: N/A

SAMPLE CONTAINERS

QTY	CONTAINER DESCRIPTION	QTY	CONTAINER DESCRIPTION	PRESERVED
3	40 ml VIAL	3	40 ml VIAL	
	125 ml. PLASTIC		125 ml. PLASTIC	
	125 ml GLASS		125 ml GLASS	
1	250 ml. PLASTIC	2	250 ml. PLASTIC	
	250 ml. GLASS	1	250 ml. GLASS	
	500 ml. PLASTIC		500 ml. PLASTIC	
	500 ml. GLASS		500 ml. GLASS	
4	LITER PLASTIC	1	LITER PLASTIC	
	LITER GLASS		LITER GLASS	
3	BACTERIAL		BACTERIAL	

15 TOTAL No. OF SAMPLES COLLECTED:

COLLECTED
DATE | TIME
5-18-09 | 11:55 A

ANALYSIS REQUESTED:

BOD5 CHLOROPHYLL-A COD COPPER IRON MERCURY
NITRATE NITROGEN TDS TOC TOTAL HARDNESS
TOTAL NITROGEN TOTAL PHOSPHATE TSS UNIONIZED AMMONIA ZINC

Parameters LISTED IN 40 CFR PART 258, APPENDIX I

PRESERVED SAMPLES PH < 2.0 yes SAMPLE STORAGE: COOLER & ICE TO 4.0 c

ABOVE LISTED SAMPLES: DATE | TIME
RELINQUISHED BY: _____ REP. OF SOLID WASTE DEPT. 5-18-09 | 3:20
ACCEPTED BY: _____ REP. OF CONTRACT LAB. 5-18-09 | 3:20

COMMENTS: WO # 0018

TestAmerica

THE LEADER IN ENVIRONMENTAL TESTING

PRESERVATION CONFIRMATION FORM

Tampa, FL

JOB NUMBER: 29411 Logged in TALS By : Carol McNulty

Cooler Received on (date) 5/18/09 And Opened By (full name): Carol McNulty

1. Shipper (circle one) FEDEX UPS DHL WALK-IN COURIER OTHER: _____

2. Tracking # _____

3. Temperature of rep. sample or temp blank when opened: 2.9, 4.1, 3.3 *Degrees Celsius*

4. Number of H2SO4 (sulfuric acid) preserved containers: 12

   All containers pH < 2 ? yes If not please comment below:

5. Number of HCL (hydrochloric acid) preserved containers: _____

   All containers pH < 2 ? _____ If not please comment below:

6. Number of HNO3 (nitric acid) preserved containers: 4

   All containers pH < 2 ? yes If not please comment below:

7. Number of NaOH (sodium hydroxide) preserved containers: _____

   All containers pH >12 ? _____ If not please comment below:

8. Number of Unpreserved containers: 20

   All containers pH between 6 and 8? No If not please comment below:

   all Eq Blk + 3 cz pH = 5

9. Was chlorine present in any of the unpreserved containers? _____

   If yes, which samples? _____

TestAmerica
THE LEADER IN ENVIRONMENTAL TESTING

Login Sample Receipt Check List

Client: Hillsborough County

Job Number: 660-29411-1

Login Number: 29411
Creator: Harrison, Amanda
List Number: 1

List Source: TestAmerica Tampa

Question	T / F/ NA	Comment
Radioactivity either was not measured or, if measured, is at or below background	N/A	
The cooler's custody seal, if present, is intact.	N/A	
The cooler or samples do not appear to have been compromised or tampered with.	True	
Samples were received on ice.	True	3.3, 4.1, 2.9 degrees C Cu-07
Cooler Temperature is acceptable.	True	
Cooler Temperature is recorded.	True	
COC is present.	True	
COC is filled out in ink and legible.	True	
COC is filled out with all pertinent information.	True	
There are no discrepancies between the sample IDs on the containers and the COC.	True	
Samples are received within Holding Time.	True	
Sample containers have legible labels.	True	
Containers are not broken or leaking.	True	
Sample collection date/times are provided.	True	
Appropriate sample containers are used.	True	
Sample bottles are completely filled.	True	
There is sufficient vol. for all requested analyses, incl. any requested MS/MSDs	True	
VOA sample vials do not have headspace or bubble is <6mm (1/4") in diameter.	True	
If necessary, staff have been informed of any short hold time or quick TAT needs	True	
Multiphasic samples are not present.	True	
Samples do not require splitting or compositing.	True	

TestAmerica
THE LEADER IN ENVIRONMENTAL TESTING

Login Sample Receipt Check List

Client: Hillsborough County

Job Number: 660-29411-1

Login Number: 29411
Creator: Jones, Daniella
List Number: 1

List Source: TestAmerica Tallahassee
List Creation: 05/20/09 08:18 AM

Question	T / F/ NA	Comment
Radioactivity either was not measured or, if measured, is at or below background	N/A	
The cooler's custody seal, if present, is intact.	True	
The cooler or samples do not appear to have been compromised or tampered with.	True	
Samples were received on ice.	True	
Cooler Temperature is acceptable.	True	
Cooler Temperature is recorded.	True	
COC is present.	True	
COC is filled out in ink and legible.	True	
COC is filled out with all pertinent information.	True	
There are no discrepancies between the sample IDs on the containers and the COC.	True	
Samples are received within Holding Time.	True	
Sample containers have legible labels.	True	
Containers are not broken or leaking.	True	
Sample collection date/times are provided.	True	
Appropriate sample containers are used.	True	
Sample bottles are completely filled.	True	
There is sufficient vol. for all requested analyses, incl. any requested MS/MSDs	True	
VOA sample vials do not have headspace or bubble is <6mm (1/4") in diameter.	N/A	
If necessary, staff have been informed of any short hold time or quick TAT needs	True	
Multiphasic samples are not present.	True	
Samples do not require splitting or compositing.	True	

Facility Name: SOUTHEAST COUNTY SLF (PICNIC LF)

PARAMETER MONITORING REPORT

Rule 62-701

WACS Report Type: SEMSW

Description: Semiannual Surface Water: 62-701.510(8)(B) (2 Pages)

WACS Facility ID #: 41193

WACS Testsite ID #: 22879

WACS Testsite Name: Mine Cut #1

Water Classification: SW-IIIF
(i.e.: LC - Leachate, G-II, SW-IIIF)

* Well Purged prior to Sample Collection? (Y/N): Y

Sample Date/Time: 5/18/2009 1:46:00PM

Sampling Method: Grab

Permitted Well Type: OT

(AS) Assessment
(BG) Background
(CO) Compliance
(DE) Detection
(DG) Downgradient
(IM) Intermediate
(IW) Irrigation Well
(OT) Other
(PZ) Piezometer
(SO) Source
(UP) Upgradient
(WS) Water Supply

STORET Code	Parameter Monitored	Field Filtered (Y/N)	NELAC Lab Certification # (DOHE)	Analysis Method	Analysis Date/Time	Analysis Result	Detection Limit	Units	Qual
077651	Ethylene Dibromide	N	E81005	8011	5/25/2009 12:06:00AM	0.0041	0.0041	ug/L	JU
034531	1,2-Dichloroethane	N	E84282	8260B	5/19/2009 1:03:00PM	0.57	0.57	ug/L	U
034704	cis-1,3-Dichloropropene	N	E84282	8260B	5/19/2009 1:03:00PM	0.14	0.14	ug/L	U
000406	Field pH	N	E84282	DEP-SOP	5/18/2009 1:46:00PM	6.51		SU	
000600	Nitrogen, Total	N	E84282	Total Nitrogen	5/28/2009 12:57:00PM	3.8	0.01	mg/L	
000010	Field Temperature	N	E84282	DEP-SOP	5/18/2009 1:46:00PM	27.46		Degrees C	
034371	Ethylbenzene	N	E84282	8260B	5/19/2009 1:03:00PM	0.44	0.44	ug/L	U
000094	Specific Conductance	N	E84282	DEP-SOP	5/18/2009 1:46:00PM	579		umhos/cm	
077093	cis-1,2-Dichloroethene	N	E84282	8260B	5/19/2009 1:03:00PM	0.65	0.65	ug/L	U
038437	1,2-Dibromo-3-Chloropropane	N	E81005	8011	5/25/2009 12:06:00AM	0.0025	0.0025	ug/L	JU
034418	Chloromethane	N	E84282	8260B	5/19/2009 1:03:00PM	1	1	ug/L	U
000299	Oxygen, Dissolved	N	E84282	DEP-SOP	5/18/2009 1:46:00PM	2.59		mg/L	
034506	1,1,1-Trichloroethane	N	E84282	8260B	5/19/2009 1:03:00PM	0.46	0.46	ug/L	U
077103	2-Hexanone	N	E84282	8260B	5/19/2009 1:03:00PM	4.4	4.4	ug/L	U
034511	1,1,2-Trichloroethane	N	E84282	8260B	5/19/2009 1:03:00PM	0.47	0.47	ug/L	U
034496	1,1-Dichloroethane	N	E84282	8260B	5/19/2009 1:03:00PM	0.52	0.52	ug/L	U
034501	1,1-Dichloroethene	N	E84282	8260B	5/19/2009 1:03:00PM	0.45	0.45	ug/L	U
077443	1,2,3-Trichloropropane	N	E84282	8260B	5/19/2009 1:03:00PM	0.18	0.18	ug/L	U
034536	1,2-Dichlorobenzene	N	E84282	8260B	5/19/2009 1:03:00PM	0.44	0.44	ug/L	U
082079	Turbidity	N	E84282	DEP-SOP	5/18/2009 1:46:00PM	12.7		NTU	
078124	Benzene	N	E84282	8260B	5/19/2009 1:03:00PM	0.5	0.5	ug/L	U
000620	Nitrate as N	N	E84282	353.2	5/19/2009 2:16:00PM	0.1	0.1	mg/L	U
000665	Phosphorus, Total	N	E84282	365.4	5/27/2009 1:32:00PM	2.7	0.1	mg/L	
000310	Biochemical Oxygen Demand	N	E84282	SM 5210B	5/20/2009 12:06:00PM	27	2	mg/L	
077424	Iodomethane	N	E84282	8260B	5/19/2009 1:03:00PM	2.5	2.5	ug/L	U
034488	Trichlorofluoromethane	N	E84282	8260B	5/19/2009 1:03:00PM	2.5	2.5	ug/L	U
034413	Bromomethane	N	E84282	8260B	5/19/2009 1:03:00PM	2.5	2.5	ug/L	U
081596	4-Methyl-2-pentanone	N	E84282	8260B	5/19/2009 1:03:00PM	3.8	3.8	ug/L	U
032105	Dibromochloromethane	N	E84282	8260B	5/19/2009 1:03:00PM	0.34	0.34	ug/L	U
034215	Acrylonitrile	N	E84282	8260B	5/19/2009 1:03:00PM	1.2	1.2	ug/L	U
034516	1,1,2,2-Tetrachloroethane	N	E84282	8260B	5/19/2009 1:03:00PM	0.15	0.15	ug/L	U
073085	Bromochloromethane	N	E84282	8260B	5/19/2009 1:03:00PM	0.58	0.58	ug/L	U
032101	Bromodichloromethane	N	E84282	8260B	5/19/2009 1:03:00PM	0.35	0.35	ug/L	U
032104	Bromoform	N	E84282	8260B	5/19/2009 1:03:00PM	0.58	0.58	ug/L	U
077041	Carbon disulfide	N	E84282	8260B	5/19/2009 1:03:00PM	0.85	0.85	ug/L	U
032102	Carbon tetrachioride	N	E84282	8260B	5/19/2009 1:03:00PM	0.42	0.42	ug/L	U
034301	Chlorobenzene	N	E84282	8260B	5/19/2009 1:03:00PM	0.63	0.63	ug/L	U
034311	Chloroethane	N	E84282	8260B	5/19/2009 1:03:00PM	2.5	2.5	ug/L	U
032106	Chloroform	N	E84282	8260B	5/19/2009 1:03:00PM	0.9	0.9	ug/L	U
081552	Acetone	N	E84282	8260B	5/19/2009 1:03:00PM	9.9	9.9	ug/L	U
049263	trans-1,4-Dichloro-2-butene	N	E84282	8260B	5/19/2009 1:03:00PM	2.5	2.5	ug/L	U
000900	Hardness as calcium carbonate	N	E84282	SM 2340B	6/2/2009 10:40:00AM	190	3.3	mg/L	
031616	Coliform, Fecal	N	E84282	SM 9222D	5/18/2009 4:11:00PM	200	10	#/100 mL	
001045	Iron	N	E84282	6010B	5/29/2009 1:04:00PM	50	50	ug/L	U

* Well purging is the process of pumping the well prior to sampling in order to obtain a representative ground water sample.

Form Produced by FDEP Validator software

WACS Facility ID #: 41193
WACS Testsite ID #: 22879
WACS Testsite Name: Mine Cut #1
Water Classification: SW-IIIF
(i.e.: LC - Leachate, G-II, SW-IIIF)

* Well Purged prior to Sample Collection? (Y/N): Y

Sample Date/Time: 5/18/2009 1:46:00PM
Sampling Method: Grab
Permitted Well Type: OT

(AS) Assessment
(BG) Background
(CO) Compliance
(DE) Detection
(DG) Downgradient
(IM) Intermediate
(IW) Irrigation Well
(OT) Other
(PZ) Piezometer
(SO) Source
(UP) Upgradient
(WS) Water Supply

STORET Code	Parameter Monitored	Field Filtered (Y/N)	NELAC Lab Certification # (DOHE)	Analysis Method	Analysis Date/Time	Analysis Result	Detection Limit	Units	Qual
039175	Vinyl chloride	N	E84282	8260B	5/19/2009 1:03:00PM	0.5	0.5	ug/L	U
034423	Methylene Chloride	N	E84282	8260B	5/19/2009 1:03:00PM	4	4	ug/L	U
077128	Styrene	N	E84282	8260B	5/19/2009 1:03:00PM	0.98	0.98	ug/L	U
034475	Tetrachloroethene	N	E84282	8260B	5/19/2009 1:03:00PM	0.5	0.5	ug/L	U
034010	Toluene	N	E84282	8260B	5/19/2009 1:03:00PM	0.51	0.51	ug/L	U
071900	Mercury	N	E84282	7470A	5/21/2009 2:46:00PM	0.072	0.072	ug/L	U
034699	trans-1,3-Dichloropropene	N	E84282	8260B	5/19/2009 1:03:00PM	0.14	0.14	ug/L	U
081551	Xylenes, Total	N	E84282	8260B	5/19/2009 1:03:00PM	0.5	0.5	ug/L	U
039180	Trichloroethene	N	E84282	8260B	5/19/2009 1:03:00PM	0.5	0.5	ug/L	U
001097	Antimony	N	E84282	6010B	5/29/2009 1:04:00PM	4	4	ug/L	U
077057	Vinyl acetate	N	E84282	8260B	5/19/2009 1:03:00PM	1.5	1.5	ug/L	U
000612	Unionized Ammonia	N	E84282	UnionizedNH3	5/28/2009 1:49:00PM	0.00014	0.00014	mg/L	U
034541	1,2-Dichloropropane	N	E84282	8260B	5/19/2009 1:03:00PM	0.52	0.52	ug/L	U
032211	Chlorophyll a	N	E84282	SM 10200H	5/27/2009 4:34:00PM	120	2	ug/L	J
077596	Dibromomethane	N	E84282	8260B	5/19/2009 1:03:00PM	0.41	0.41	ug/L	U
000530	Total Suspended Solids	N	E81005	SM 2540D	5/23/2009 8:14:00PM	31	5.6	mg/L	
034546	trans-1,2-Dichloroethene	N	E84282	8260B	5/19/2009 1:03:00PM	0.44	0.44	ug/L	U
077562	1,1,1,2-Tetrachloroethane	N	E84282	8260B	5/19/2009 1:03:00PM	0.63	0.63	ug/L	U
070300	Total Dissolved Solids	N	E81005	SM 2540C	5/23/2009 8:25:00PM	490	10	mg/L	
001092	Zinc	N	E84282	6010B	5/29/2009 1:04:00PM	32	5	ug/L	
081595	2-Butanone	N	E84282	8260B	5/19/2009 1:03:00PM	8.4	8.4	ug/L	U
001067	Nickel	N	E84282	6010B	5/29/2009 1:04:00PM	2	2	ug/L	U
001002	Arsenic	N	E84282	6010B	5/29/2009 1:04:00PM	4	4	ug/L	U
001007	Barium	N	E84282	6010B	5/29/2009 1:04:00PM	6.9	2	ug/L	I
001012	Beryllium	N	E84282	6010B	5/29/2009 1:04:00PM	0.5	0.5	ug/L	U
001027	Cadmium	N	E84282	6010B	5/29/2009 1:04:00PM	1	1	ug/L	U
001034	Chromium	N	E84282	6010B	5/29/2009 1:04:00PM	2	2	ug/L	U
001037	Cobalt	N	E84282	6010B	5/29/2009 1:04:00PM	2	2	ug/L	U
000340	Chemical Oxygen Demand	N	E84282	SM 5220D	5/23/2009 4:10:00PM	110	10	mg/L	
001051	Lead	N	E84282	6010B	5/29/2009 1:04:00PM	2	2	ug/L	U
000680	Total Organic Carbon	N	E81005	SM 5310C	5/21/2009 12:03:00PM	34	0.4	mg/L	
001147	Selenium	N	E84282	6010B	5/29/2009 1:04:00PM	5	5	ug/L	U
001077	Silver	N	E84282	6010B	5/29/2009 1:04:00PM	1	1	ug/L	U
001059	Thallium	N	E84282	6010B	5/29/2009 1:04:00PM	5	5	ug/L	U
034571	1,4-Dichlorobenzene	N	E84282	8260B	5/19/2009 1:03:00PM	0.52	0.52	ug/L	U
001087	Vanadium	N	E84282	6010B	5/29/2009 1:04:00PM	2.5	2.5	ug/L	U
001042	Copper	N	E84282	6010B	5/29/2009 1:04:00PM	2.9	2.9	ug/L	U

Total Parameters Monitored: 81

* Well purging is the process of pumping the well prior to sampling in order to obtain a representative ground water sample.

Facility Name: SOUTHEAST COUNTY SLF (PICNIC LF)

PARAMETER MONITORING REPORT

Rule 62-701

WACS Report Type: SEMSW

Description: Semiannual Surface Water: 62-701.510(8)(B) (2 Pages)

WACS Facility ID #: 41193

WACS Testsite ID #: 837

WACS Testsite Name: Surface Site 3B

Water Classification: SW-IIIF
(i.e.: LC - Leachate, G-II, SW-IIIF)

* Well Purged prior to Sample Collection? (Y/N): Y

Sample Date/Time: 5/18/2009 12:12:00PM

Sampling Method: Grab

Permitted Well Type: OT

(AS) Assessment
(BG) Background
(CO) Compliance
(DE) Detection
(DG) Downgradient
(IM) Intermediate
(IW) Irrigation Well
(OT) Other
(PZ) Piezometer
(SO) Source
(UP) Upgradient
(WS) Water Supply

STORET Code	Parameter Monitored	Field Filtered (Y/N)	NELAC Lab Certification # (DOHE)	Analysis Method	Analysis Date/Time	Analysis Result	Detection Limit	Units	Qual
034371	Ethylbenzene	N	E84282	8260B	5/19/2009 1:25:00PM	0.44	0.44	ug/L	U
077443	1,2,3-Trichloropropane	N	E84282	8260B	5/19/2009 1:25:00PM	0.18	0.18	ug/L	U
000094	Specific Conductance	N	E84282	DEP-SOP	5/18/2009 12:12:00PM	310		umhos/cm	
000299	Oxygen, Dissolved	N	E84282	DEP-SOP	5/18/2009 12:12:00PM	4.73		mg/L	
000010	Field Temperature	N	E84282	DEP-SOP	5/18/2009 12:12:00PM	21.58		Degrees C	
001092	Zinc	N	E84282	6010B	5/29/2009 1:24:00PM	27	5	ug/L	
034571	1,4-Dichlorobenzene	N	E84282	8260B	5/19/2009 1:25:00PM	0.52	0.52	ug/L	U
034506	1,1,1-Trichloroethane	N	E84282	8260B	5/19/2009 1:25:00PM	0.46	0.46	ug/L	U
031616	Coliform, Fecal	N	E84282	SM 9222D	5/18/2009 4:11:00PM	500	100	#/100 mL	B
082079	Turbidity	N	E84282	DEP-SOP	5/18/2009 12:12:00PM	6.6		NTU	
038437	1,2-Dibromo-3-Chloropropane	N	E81005	8011	5/25/2009 12:19:00AM	0.0026	0.0026	ug/L	JU
077562	1,1,1,2-Tetrachloroethane	N	E84282	8260B	5/19/2009 1:25:00PM	0.63	0.63	ug/L	U
034516	1,1,2,2-Tetrachloroethane	N	E84282	8260B	5/19/2009 1:25:00PM	0.15	0.15	ug/L	U
034511	1,1,2-Trichloroethane	N	E84282	8260B	5/19/2009 1:25:00PM	0.47	0.47	ug/L	U
034496	1,1-Dichloroethane	N	E84282	8260B	5/19/2009 1:25:00PM	0.52	0.52	ug/L	U
034301	Chlorobenzene	N	E84282	8260B	5/19/2009 1:25:00PM	0.63	0.63	ug/L	U
034501	1,1-Dichloroethene	N	E84282	8260B	5/19/2009 1:25:00PM	0.45	0.45	ug/L	U
032104	Bromoform	N	E84282	8260B	5/19/2009 1:25:00PM	0.58	0.58	ug/L	U
000406	Field pH	N	E84282	DEP-SOP	5/18/2009 12:12:00PM	6.65		SU	
081552	Acetone	N	E84282	8260B	5/19/2009 1:25:00PM	9.9	9.9	ug/L	U
034536	1,2-Dichlorobenzene	N	E84282	8260B	5/19/2009 1:25:00PM	0.44	0.44	ug/L	U
071900	Mercury	N	E84282	7470A	5/21/2009 2:52:00PM	0.072	0.072	ug/L	U
032106	Chloroform	N	E84282	8260B	5/19/2009 1:25:00PM	0.9	0.9	ug/L	U
034413	Bromomethane	N	E84282	8260B	5/19/2009 1:25:00PM	2.5	2.5	ug/L	U
034215	Acrylonitrile	N	E84282	8260B	5/19/2009 1:25:00PM	1.2	1.2	ug/L	U
078124	Benzene	N	E84282	8260B	5/19/2009 1:25:00PM	0.5	0.5	ug/L	U
077103	2-Hexanone	N	E84282	8260B	5/19/2009 1:25:00PM	4.4	4.4	ug/L	U
077041	Carbon disulfide	N	E84282	8260B	5/19/2009 1:25:00PM	0.85	0.85	ug/L	U
032101	Bromodichloromethane	N	E84282	8260B	5/19/2009 1:25:00PM	0.35	0.35	ug/L	U
081595	2-Butanone	N	E84282	8260B	5/19/2009 1:25:00PM	8.4	8.4	ug/L	U
032102	Carbon tetrachloride	N	E84282	8260B	5/19/2009 1:25:00PM	0.42	0.42	ug/L	U
034704	cis-1,3-Dichloropropene	N	E84282	8260B	5/19/2009 1:25:00PM	0.14	0.14	ug/L	U
034311	Chloroethane	N	E84282	8260B	5/19/2009 1:25:00PM	2.5	2.5	ug/L	U
034418	Chloromethane	N	E84282	8260B	5/19/2009 1:25:00PM	1	1	ug/L	U
077093	cis-1,2-Dichloroethene	N	E84282	8260B	5/19/2009 1:25:00PM	0.65	0.65	ug/L	U
032105	Dibromochloromethane	N	E84282	8260B	5/19/2009 1:25:00PM	0.34	0.34	ug/L	U
077596	Dibromomethane	N	E84282	8260B	5/19/2009 1:25:00PM	0.41	0.41	ug/L	U
073085	Bromochloromethane	N	E84282	8260B	5/19/2009 1:25:00PM	0.58	0.58	ug/L	U
000620	Nitrate as N	N	E84282	353.2	5/19/2009 2:16:00PM	0.1	0.1	mg/L	U
034699	trans-1,3-Dichloropropene	N	E84282	8260B	5/19/2009 1:25:00PM	0.14	0.14	ug/L	U
001042	Copper	N	E84282	6010B	5/29/2009 1:24:00PM	2.9	2.9	ug/L	U
034423	Methylene Chloride	N	E84282	8260B	5/19/2009 1:25:00PM	4	4	ug/L	U
000340	Chemical Oxygen Demand	N	E84282	SM 5220D	5/23/2009 4:10:00PM	39	10	mg/L	
034475	Tetrachloroethene	N	E84282	8260B	5/19/2009 1:25:00PM	0.5	0.5	ug/L	U

* Well purging is the process of pumping the well prior to sampling in order to obtain a representative ground water sample.

Form Produced by FDEP Validator software

WACS Facility ID #: 41193

WACS Testsite ID #: 837

WACS Testsite Name: Surface Site 3B

Water Classification: SW-IIIF
(i.e.: LC - Leachate, G-II, SW-IIIF)

* Well Purged prior to Sample Collection? (Y/N): Y

Sample Date/Time: 5/18/2009 12:12:00PM

Sampling Method: Grab

Permitted Well Type: OT

(AS) Assessment
(BG) Background
(CO) Compliance
(DE) Detection
(DG) Downgradient
(IM) Intermediate
(IW) Irrigation Well
(OT) Other
(PZ) Piezometer
(SO) Source
(UP) Upgradient
(WS) Water Supply

STORET Code	Parameter Monitored	Field Filtered (Y/N)	NELAC Lab Certification # (DOHE)	Analysis Method	Analysis Date/Time	Analysis Result	Detection Limit	Units	Qual
034546	trans-1,2-Dichloroethene	N	E84282	8260B	5/19/2009 1:25:00PM	0.44	0.44	ug/L	U
077128	Styrene	N	E84282	8260B	5/19/2009 1:25:00PM	0.98	0.98	ug/L	U
049263	trans-1,4-Dichloro-2-butene	N	E84282	8260B	5/19/2009 1:25:00PM	2.5	2.5	ug/L	U
000900	Hardness as calcium carbonate	N	E84282	SM 2340B	6/2/2009 10:40:00AM	98	3.3	mg/L	
034488	Trichlorofluoromethane	N	E84282	8260B	5/19/2009 1:25:00PM	2.5	2.5	ug/L	U
032211	Chlorophyll a	N	E84282	SM 10200H	5/27/2009 4:34:00PM	4.7	2	ug/L	
034010	Toluene	N	E84282	8260B	5/19/2009 1:25:00PM	0.51	0.51	ug/L	U
000665	Phosphorus, Total	N	E84282	365.4	5/27/2009 1:33:00PM	1.2	0.1	mg/L	
077057	Vinyl acetate	N	E84282	8260B	5/19/2009 1:25:00PM	1.5	1.5	ug/L	U
000530	Total Suspended Solids	N	E81005	SM 2540D	5/23/2009 8:14:00PM	3.5	2.4	mg/L	I
070300	Total Dissolved Solids	N	E81005	SM 2540C	5/23/2009 8:25:00PM	230	5	mg/L	
034531	1,2-Dichloroethane	N	E84282	8260B	5/19/2009 1:25:00PM	0.57	0.57	ug/L	U
081551	Xylenes, Total	N	E84282	8260B	5/19/2009 1:25:00PM	0.5	0.5	ug/L	U
001077	Silver	N	E84282	6010B	5/29/2009 1:24:00PM	1	1	ug/L	U
000310	Biochemical Oxygen Demand	N	E84282	SM 5210B	5/20/2009 10:40:00AM	2.6	2	mg/L	
039180	Trichloroethene	N	E84282	8260B	5/19/2009 1:25:00PM	0.5	0.5	ug/L	U
077651	Ethylene Dibromide	N	E81005	8011	5/25/2009 12:19:00AM	0.0042	0.0042	ug/L	JU
039175	Vinyl chloride	N	E84282	8260B	5/19/2009 1:25:00PM	0.5	0.5	ug/L	U
001059	Thallium	N	E84282	6010B	5/29/2009 1:24:00PM	5	5	ug/L	U
034541	1,2-Dichloropropane	N	E84282	8260B	5/19/2009 1:25:00PM	0.52	0.52	ug/L	U
077424	Iodomethane	N	E84282	8260B	5/19/2009 1:25:00PM	2.5	2.5	ug/L	U
000600	Nitrogen, Total	N	E84282	Total Nitrogen	5/28/2009 12:57:00PM	0.78	0.01	mg/L	
000612	Unionized Ammonia	N	E84282	UnionizedNH3	5/28/2009 1:49:00PM	0.00022	0.00014	mg/L	
001097	Antimony	N	E84282	6010B	5/29/2009 1:24:00PM	4	4	ug/L	U
001002	Arsenic	N	E84282	6010B	5/29/2009 1:24:00PM	4	4	ug/L	U
001007	Barium	N	E84282	6010B	5/29/2009 1:24:00PM	15	2	ug/L	
001012	Beryllium	N	E84282	6010B	5/29/2009 1:24:00PM	0.5	0.5	ug/L	U
000680	Total Organic Carbon	N	E81005	SM 5310C	5/21/2009 1:18:00AM	15	0.1	mg/L	
001037	Cobalt	N	E84282	6010B	5/29/2009 1:24:00PM	2	2	ug/L	U
001034	Chromium	N	E84282	6010B	5/29/2009 1:24:00PM	2.1	2	ug/L	I
001045	Iron	N	E84282	6010B	5/29/2009 1:24:00PM	1000	50	ug/L	
001051	Lead	N	E84282	6010B	5/29/2009 1:24:00PM	2	2	ug/L	U
001067	Nickel	N	E84282	6010B	5/29/2009 1:24:00PM	2	2	ug/L	U
001147	Selenium	N	E84282	6010B	5/29/2009 1:24:00PM	5	5	ug/L	U
001087	Vanadium	N	E84282	6010B	5/29/2009 1:24:00PM	2.5	2.5	ug/L	U
081596	4-Methyl-2-pentanone	N	E84282	8260B	5/19/2009 1:25:00PM	3.8	3.8	ug/L	U
001027	Cadmium	N	E84282	6010B	5/29/2009 1:24:00PM	1	1	ug/L	U

Total Parameters Monitored: 81

* Well purging is the process of pumping the well prior to sampling in order to obtain a representative ground water sample.

Form Produced by FDEP Validator software

Facility Name: SOUTHEAST COUNTY SLF (PICNIC LF)

PARAMETER MONITORING REPORT

Rule 62-701

WACS Report Type: SEMSW

Description: Semiannual Surface Water: 62-701.510(8)(B) (2 Pages)

WACS Facility ID #: 41193

WACS Testsite ID #: 838

WACS Testsite Name: Surface Site 3C

Water Classification: SW-IIIF
(i.e.: LC - Leachate, G-II, SW-IIIF)

* Well Purged prior to Sample Collection? (Y/N): Y

Sample Date/Time: 5/18/2009 12:00:00PM

Sampling Method: Grab

Permitted Well Type: OT

(AS) Assessment
(BG) Background
(CO) Compliance
(DE) Detection
(DG) Downgradient
(IM) Intermediate
(IW) Irrigation Well
(OT) Other
(PZ) Piezometer
(SO) Source
(UP) Upgradient
(WS) Water Supply

STORET Code	Parameter Monitored	Field Filtered (Y/N)	NELAC Lab Certification # (DOHE)	Analysis Method	Analysis Date/Time	Analysis Result	Detection Limit	Units	Qual
034516	1,1,2,2-Tetrachloroethane	N	E84282	8260B	5/19/2009 1:48:00PM	0.15	0.15	ug/L	U
038437	1,2-Dibromo-3-Chloropropane	N	E81005	8011	5/25/2009 12:33:00AM	0.0026	0.0026	ug/L	JU
082079	Turbidity	N	E84282	DEP-SOP	5/18/2009 12:00:00PM	9		NTU	
000094	Specific Conductance	N	E84282	DEP-SOP	5/18/2009 12:00:00PM	1095		umhos/cm	
000299	Oxygen, Dissolved	N	E84282	DEP-SOP	5/18/2009 12:00:00PM	3.61		mg/L	
000406	Field pH	N	E84282	DEP-SOP	5/18/2009 12:00:00PM	6.26		SU	
000665	Phosphorus, Total	N	E84282	365.4	5/27/2009 1:35:00PM	0.3	0.1	mg/L	
034511	1,1,2-Trichloroethane	N	E84282	8260B	5/19/2009 1:48:00PM	0.47	0.47	ug/L	U
034371	Ethylbenzene	N	E84282	8260B	5/19/2009 1:48:00PM	0.44	0.44	ug/L	U
077651	Ethylene Dibromide	N	E81005	8011	5/25/2009 12:33:00AM	0.0042	0.0042	ug/L	JU
000010	Field Temperature	N	E84282	DEP-SOP	5/18/2009 12:00:00PM	22.47		Degrees C	
077443	1,2,3-Trichloropropane	N	E84282	8260B	5/19/2009 1:48:00PM	0.18	0.18	ug/L	U
081595	2-Butanone	N	E84282	8260B	5/19/2009 1:48:00PM	8.4	8.4	ug/L	U
034496	1,1-Dichloroethane	N	E84282	8260B	5/19/2009 1:48:00PM	0.52	0.52	ug/L	U
034501	1,1-Dichloroethene	N	E84282	8260B	5/19/2009 1:48:00PM	0.45	0.45	ug/L	U
034311	Chloroethane	N	E84282	8260B	5/19/2009 1:48:00PM	2.5	2.5	ug/L	U
034536	1,2-Dichlorobenzene	N	E84282	8260B	5/19/2009 1:48:00PM	0.44	0.44	ug/L	U
034418	Chloromethane	N	E84282	8260B	5/19/2009 1:48:00PM	1	1	ug/L	U
034506	1,1,1-Trichloroethane	N	E84282	8260B	5/19/2009 1:48:00PM	0.46	0.46	ug/L	U
032102	Carbon tetrachloride	N	E84282	8260B	5/19/2009 1:48:00PM	0.42	0.42	ug/L	U
034531	1,2-Dichloroethane	N	E84282	8260B	5/19/2009 1:48:00PM	0.57	0.57	ug/L	U
034413	Bromomethane	N	E84282	8260B	5/19/2009 1:48:00PM	2.5	2.5	ug/L	U
032104	Bromoform	N	E84282	8260B	5/19/2009 1:48:00PM	0.58	0.58	ug/L	U
032101	Bromodichloromethane	N	E84282	8260B	5/19/2009 1:48:00PM	0.35	0.35	ug/L	U
073085	Bromochloromethane	N	E84282	8260B	5/19/2009 1:48:00PM	0.58	0.58	ug/L	U
078124	Benzene	N	E84282	8260B	5/19/2009 1:48:00PM	0.5	0.5	ug/L	U
077041	Carbon disulfide	N	E84282	8260B	5/19/2009 1:48:00PM	0.85	0.85	ug/L	U
034215	Acrylonitrile	N	E84282	8260B	5/19/2009 1:48:00PM	1.2	1.2	ug/L	U
081596	4-Methyl-2-pentanone	N	E84282	8260B	5/19/2009 1:48:00PM	3.8	3.8	ug/L	U
031616	Coliform, Fecal	N	E84282	SM 9222D	5/18/2009 4:11:00PM	250	10	#/100 mL	
034301	Chlorobenzene	N	E84282	8260B	5/19/2009 1:48:00PM	0.63	0.63	ug/L	U
032106	Chloroform	N	E84282	8260B	5/19/2009 1:48:00PM	0.9	0.9	ug/L	U
077103	2-Hexanone	N	E84282	8260B	5/19/2009 1:48:00PM	4.4	4.4	ug/L	U
077093	cis-1,2-Dichloroethene	N	E84282	8260B	5/19/2009 1:48:00PM	0.65	0.65	ug/L	U
077596	Dibromomethane	N	E84282	8260B	5/19/2009 1:48:00PM	0.41	0.41	ug/L	U
034704	cis-1,3-Dichloropropene	N	E84282	8260B	5/19/2009 1:48:00PM	0.14	0.14	ug/L	U
032105	Dibromochloromethane	N	E84282	8260B	5/19/2009 1:48:00PM	0.34	0.34	ug/L	U
081552	Acetone	N	E84282	8260B	5/19/2009 1:48:00PM	9.9	9.9	ug/L	U
039180	Trichloroethene	N	E84282	8260B	5/19/2009 1:48:00PM	0.5	0.5	ug/L	U
001042	Copper	N	E84282	6010B	5/29/2009 1:29:00PM	2.9	2.9	ug/L	U
034475	Tetrachloroethene	N	E84282	8260B	5/19/2009 1:48:00PM	0.5	0.5	ug/L	U
034423	Methylene Chloride	N	E84282	8260B	5/19/2009 1:48:00PM	4	4	ug/L	U
001045	Iron	N	E84282	6010B	5/29/2009 1:29:00PM	3000	50	ug/L	
077128	Styrene	N	E84282	8260B	5/19/2009 1:48:00PM	0.98	0.98	ug/L	U

* Well purging is the process of pumping the well prior to sampling in order to obtain a representative ground water sample.

Form Produced by FDEP Validator software

WACS Facility ID #: 41193
WACS Testsite ID #: 838
WACS Testsite Name: Surface Site 3C
Water Classification: SW-IIIF
(i.e.: LC - Leachate, G-II, SW-IIIF)

* Well Purged prior to Sample Collection? (Y/N): Y

Sample Date/Time: 5/18/2009 12:00:00PM
Sampling Method: Grab
Permitted Well Type: OT

(AS) Assessment
(BG) Background
(CO) Compliance
(DE) Detection
(DG) Downgradient
(IM) Intermediate
(IW) Irrigation Well
(OT) Other
(PZ) Piezometer
(SO) Source
(UP) Upgradient
(WS) Water Supply

STORET Code	Parameter Monitored	Field Filtered (Y/N)	NELAC Lab Certification # (DOHE)	Analysis Method	Analysis Date/Time	Analysis Result	Detection Limit	Units	Qual
000680	Total Organic Carbon	N	E81005	SM 5310C	5/21/2009 1:36:00AM	11	0.1	mg/L	
000620	Nitrate as N	N	E84282	353.2	5/19/2009 2:16:00PM	0.1	0.1	mg/L	U
034546	trans-1,2-Dichloroethene	N	E84282	8260B	5/19/2009 1:48:00PM	0.44	0.44	ug/L	U
000900	Hardness as calcium carbonate	N	E84282	SM 2340B	6/2/2009 10:40:00AM	400	3.3	mg/L	
049263	trans-1,4-Dichloro-2-butene	N	E84282	8260B	5/19/2009 1:48:00PM	2.5	2.5	ug/L	U
034010	Toluene	N	E84282	8260B	5/19/2009 1:48:00PM	0.51	0.51	ug/L	U
034488	Trichlorofluoromethane	N	E84282	8260B	5/19/2009 1:48:00PM	2.5	2.5	ug/L	U
000310	Biochemical Oxygen Demand	N	E84282	SM 5210B	5/20/2009 10:43:00AM	2	2	mg/L	U
077057	Vinyl acetate	N	E84282	8260B	5/19/2009 1:48:00PM	1.5	1.5	ug/L	U
000340	Chemical Oxygen Demand	N	E84282	SM 5220D	5/23/2009 4:10:00PM	25	10	mg/L	
039175	Vinyl chloride	N	E84282	8260B	5/19/2009 1:48:00PM	0.5	0.5	ug/L	U
032211	Chlorophyll a	N	E84282	SM 10200H	5/27/2009 4:34:00PM	5.4	2	ug/L	
070300	Total Dissolved Solids	N	E81005	SM 2540C	5/23/2009 8:25:00PM	700	10	mg/L	
034541	1,2-Dichloropropane	N	E84282	8260B	5/19/2009 1:48:00PM	0.52	0.52	ug/L	U
081551	Xylenes, Total	N	E84282	8260B	5/19/2009 1:48:00PM	0.5	0.5	ug/L	U
001012	Beryllium	N	E84282	6010B	5/29/2009 1:29:00PM	0.5	0.5	ug/L	U
000612	Unionized Ammonia	N	E84282	UnionizedNH3	5/28/2009 1:49:00PM	0.00017	0.00014	mg/L	
001067	Nickel	N	E84282	6010B	5/29/2009 1:29:00PM	8.3	2	ug/L	
077562	1,1,1,2-Tetrachloroethane	N	E84282	8260B	5/19/2009 1:48:00PM	0.63	0.63	ug/L	U
034699	trans-1,3-Dichloropropene	N	E84282	8260B	5/19/2009 1:48:00PM	0.14	0.14	ug/L	U
034571	1,4-Dichlorobenzene	N	E84282	8260B	5/19/2009 1:48:00PM	0.52	0.52	ug/L	U
000530	Total Suspended Solids	N	E81005	SM 2540D	5/23/2009 8:14:00PM	8	2.4	mg/L	
001097	Antimony	N	E84282	6010B	5/29/2009 1:29:00PM	4	4	ug/L	U
001007	Barium	N	E84282	6010B	5/29/2009 1:29:00PM	49	2	ug/L	
001027	Cadmium	N	E84282	6010B	5/29/2009 1:29:00PM	1.7	1	ug/L	I
001034	Chromium	N	E84282	6010B	5/29/2009 1:29:00PM	2	2	ug/L	U
001147	Selenium	N	E84282	6010B	5/29/2009 1:29:00PM	5	5	ug/L	U
077424	Iodomethane	N	E84282	8260B	5/19/2009 1:48:00PM	2.5	2.5	ug/L	U
001092	Zinc	N	E84282	6010B	5/29/2009 1:29:00PM	230	5	ug/L	
001087	Vanadium	N	E84282	6010B	5/29/2009 1:29:00PM	2.5	2.5	ug/L	U
001002	Arsenic	N	E84282	6010B	5/29/2009 1:29:00PM	4	4	ug/L	U
001077	Silver	N	E84282	6010B	5/29/2009 1:29:00PM	1	1	ug/L	U
071900	Mercury	N	E84282	7470A	5/21/2009 2:54:00PM	0.072	0.072	ug/L	U
001037	Cobalt	N	E84282	6010B	5/29/2009 1:29:00PM	10	2	ug/L	
001051	Lead	N	E84282	6010B	5/29/2009 1:29:00PM	2	2	ug/L	U
000600	Nitrogen, Total	N	E84282	Total Nitrogen	5/28/2009 12:57:00PM	0.92	0.01	mg/L	
001059	Thallium	N	E84282	6010B	5/29/2009 1:29:00PM	5	5	ug/L	U

Total Parameters Monitored: 81

* Well purging is the process of pumping the well prior to sampling in order to obtain a representative ground water sample.

Facility Name: SOUTHEAST COUNTY SLF (PICNIC LF)

PARAMETER MONITORING REPORT

Rule 62-701

WACS Report Type: SEMSW

Description: Semiannual Surface Water: 62-701.510(8)(B) (2 Pages)

WACS Facility ID #: 41193

WACS Testsite ID #:

WACS Testsite Name: Equipment Blank

Water Classification:
(i.e.: LC - Leachate, G-II, SW-IIIF)

* Well Purged prior to Sample Collection? (Y/N):

Sample Date/Time: 5/18/2009 11:55:00AM

Sampling Method:

Permitted Well Type:

(AS) Assessment
(BG) Background
(CO) Compliance
(DE) Detection
(DG) Downgradient
(IM) Intermediate
(IW) Irrigation Well
(OT) Other
(PZ) Piezometer
(SO) Source
(UP) Upgradient
(WS) Water Supply

STORET Code	Parameter Monitored	Field Filtered (Y/N)	NELAC Lab Certification # (DOHE)	Analysis Method	Analysis Date/Time	Analysis Result	Detection Limit	Units	Qual
034423	Methylene Chloride	N	E84282	8260B	5/19/2009 12:37:00PM	4	4	ug/L	U
038437	1,2-Dibromo-3-Chloropropane	N	E81005	8011	5/25/2009 12:46:00AM	0.0025	0.0025	ug/L	JU
034311	Chloroethane	N	E84282	8260B	5/19/2009 12:37:00PM	2.5	2.5	ug/L	U
077443	1,2,3-Trichloropropane	N	E84282	8260B	5/19/2009 12:37:00PM	0.18	0.18	ug/L	U
034541	1,2-Dichloropropane	N	E84282	8260B	5/19/2009 12:37:00PM	0.52	0.52	ug/L	U
001087	Vanadium	N	E84282	6010B	5/29/2009 1:34:00PM	2.5	2.5	ug/L	U
077651	Ethylene Dibromide	N	E81005	8011	5/25/2009 12:46:00AM	0.0041	0.0041	ug/L	JU
077562	1,1,1,2-Tetrachloroethane	N	E84282	8260B	5/19/2009 12:37:00PM	0.63	0.63	ug/L	U
034506	1,1,1-Trichloroethane	N	E84282	8260B	5/19/2009 12:37:00PM	0.46	0.46	ug/L	U
034516	1,1,2,2-Tetrachloroethane	N	E84282	8260B	5/19/2009 12:37:00PM	0.15	0.15	ug/L	U
034511	1,1,2-Trichloroethane	N	E84282	8260B	5/19/2009 12:37:00PM	0.47	0.47	ug/L	U
073085	Bromochloromethane	N	E84282	8260B	5/19/2009 12:37:00PM	0.58	0.58	ug/L	U
034501	1,1-Dichloroethene	N	E84282	8260B	5/19/2009 12:37:00PM	0.45	0.45	ug/L	U
078124	Benzene	N	E84282	8260B	5/19/2009 12:37:00PM	0.5	0.5	ug/L	U
034531	1,2-Dichloroethane	N	E84282	8260B	5/19/2009 12:37:00PM	0.57	0.57	ug/L	U
034571	1,4-Dichlorobenzene	N	E84282	8260B	5/19/2009 12:37:00PM	0.52	0.52	ug/L	U
034536	1,2-Dichlorobenzene	N	E84282	8260B	5/19/2009 12:37:00PM	0.44	0.44	ug/L	U
032106	Chloroform	N	E84282	8260B	5/19/2009 12:37:00PM	0.9	0.9	ug/L	U
000310	Biochemical Oxygen Demand	N	E84282	SM 5210B	5/20/2009 10:36:00AM	2	2	mg/L	U
032101	Bromodichloromethane	N	E84282	8260B	5/19/2009 12:37:00PM	0.35	0.35	ug/L	U
081595	2-Butanone	N	E84282	8260B	5/19/2009 12:37:00PM	8.4	8.4	ug/L	U
034413	Bromomethane	N	E84282	8260B	5/19/2009 12:37:00PM	2.5	2.5	ug/L	U
077041	Carbon disulfide	N	E84282	8260B	5/19/2009 12:37:00PM	0.85	0.85	ug/L	U
032102	Carbon tetrachloride	N	E84282	8260B	5/19/2009 12:37:00PM	0.42	0.42	ug/L	U
032104	Bromoform	N	E84282	8260B	5/19/2009 12:37:00PM	0.58	0.58	ug/L	U
077128	Styrene	N	E84282	8260B	5/19/2009 12:37:00PM	0.98	0.98	ug/L	U
077424	Iodomethane	N	E84282	8260B	5/19/2009 12:37:00PM	2.5	2.5	ug/L	U
081552	Acetone	N	E84282	8260B	5/19/2009 12:37:00PM	9.9	9.9	ug/L	U
077093	cis-1,2-Dichloroethene	N	E84282	8260B	5/19/2009 12:37:00PM	0.65	0.65	ug/L	U
034704	cis-1,3-Dichloropropene	N	E84282	8260B	5/19/2009 12:37:00PM	0.14	0.14	ug/L	U
032105	Dibromochloromethane	N	E84282	8260B	5/19/2009 12:37:00PM	0.34	0.34	ug/L	U
034418	Chloromethane	N	E84282	8260B	5/19/2009 12:37:00PM	1	1	ug/L	U
077596	Dibromomethane	N	E84282	8260B	5/19/2009 12:37:00PM	0.41	0.41	ug/L	U
034371	Ethylbenzene	N	E84282	8260B	5/19/2009 12:37:00PM	0.44	0.44	ug/L	U
034301	Chlorobenzene	N	E84282	8260B	5/19/2009 12:37:00PM	0.63	0.63	ug/L	U
034699	trans-1,3-Dichloropropene	N	E84282	8260B	5/19/2009 12:37:00PM	0.14	0.14	ug/L	U
001034	Chromium	N	E84282	6010B	5/29/2009 1:34:00PM	2	2	ug/L	U
000665	Phosphorus, Total	N	E84282	365.4	5/27/2009 1:37:00PM	0.1	0.1	mg/L	U
049263	trans-1,4-Dichloro-2-butene	N	E84282	8260B	5/19/2009 12:37:00PM	2.5	2.5	ug/L	U
000340	Chemical Oxygen Demand	N	E84282	SM 5220D	5/23/2009 4:10:00PM	10	10	mg/L	U
000680	Total Organic Carbon	N	E81005	SM 5310C	5/21/2009 1:48:00AM	0.1	0.1	mg/L	U
000600	Nitrogen, Total	N	E84282	Total Nitrogen	5/28/2009 12:57:00PM	0.26	0.01	mg/L	
001097	Antimony	N	E84282	6010B	5/29/2009 1:34:00PM	7.9	4	ug/L	I
081596	4-Methyl-2-pentanone	N	E84282	8260B	5/19/2009 12:37:00PM	3.8	3.8	ug/L	U

* Well purging is the process of pumping the well prior to sampling in order to obtain a representative ground water sample.

Form Produced by FDEP Validator software

WACS Facility ID #: 41193

WACS Testsite ID #:

WACS Testsite Name: Equipment Blank

Water Classification:
(i.e.: LC - Leachate, G-II, SW-IIIF)

* Well Purged prior to Sample Collection? (Y/N):

Sample Date/Time: 5/18/2009 11:55:00AM

Sampling Method:

Permitted Well Type:

(AS) Assessment
(BG) Background
(CO) Compliance
(DE) Detection
(DG) Downgradient
(IM) Intermediate
(IW) Irrigation Well
(OT) Other
(PZ) Piezometer
(SO) Source
(UP) Upgradient
(WS) Water Supply

STORET Code	Parameter Monitored	Field Filtered (Y/N)	NELAC Lab Certification # (DOHE)	Analysis Method	Analysis Date/Time	Analysis Result	Detection Limit	Units	Qual
001007	Barium	N	E84282	6010B	5/29/2009 1:34:00PM	2	2	ug/L	U
070300	Total Dissolved Solids	N	E81005	SM 2540C	5/23/2009 8:25:00PM	9	5	mg/L	
001092	Zinc	N	E84282	6010B	5/29/2009 1:34:00PM	14	5	ug/L	I
071900	Mercury	N	E84282	7470A	5/21/2009 2:56:00PM	0.072	0.072	ug/L	U
000900	Hardness as calcium carbonate	N	E84282	SM 2340B	6/2/2009 10:40:00AM	3.3	3.3	mg/L	U
034475	Tetrachloroethene	N	E84282	8260B	5/19/2009 12:37:00PM	0.5	0.5	ug/L	U
034010	Toluene	N	E84282	8260B	5/19/2009 12:37:00PM	0.51	0.51	ug/L	U
034546	trans-1,2-Dichloroethene	N	E84282	8260B	5/19/2009 12:37:00PM	0.44	0.44	ug/L	U
000620	Nitrate as N	N	E84282	353.2	5/19/2009 2:16:00PM	0.1	0.1	mg/L	U
001002	Arsenic	N	E84282	6010B	5/29/2009 1:34:00PM	8.3	4	ug/L	I
039180	Trichloroethene	N	E84282	8260B	5/19/2009 12:37:00PM	0.5	0.5	ug/L	U
034215	Acrylonitrile	N	E84282	8260B	5/19/2009 12:37:00PM	1.2	1.2	ug/L	U
034496	1,1-Dichloroethane	N	E84282	8260B	5/19/2009 12:37:00PM	0.52	0.52	ug/L	U
001045	Iron	N	E84282	6010B	5/29/2009 1:34:00PM	50	50	ug/L	U
034488	Trichlorofluoromethane	N	E84282	8260B	5/19/2009 12:37:00PM	2.5	2.5	ug/L	U
077057	Vinyl acetate	N	E84282	8260B	5/19/2009 12:37:00PM	1.5	1.5	ug/L	U
039175	Vinyl chloride	N	E84282	8260B	5/19/2009 12:37:00PM	0.5	0.5	ug/L	U
081551	Xylenes, Total	N	E84282	8260B	5/19/2009 12:37:00PM	0.5	0.5	ug/L	U
000530	Total Suspended Solids	N	E81005	SM 2540D	5/23/2009 8:14:00PM	0.53	0.53	mg/L	U
001027	Cadmium	N	E84282	6010B	5/29/2009 1:34:00PM	1	1	ug/L	U
001037	Cobalt	N	E84282	6010B	5/29/2009 1:34:00PM	2	2	ug/L	U
001042	Copper	N	E84282	6010B	5/29/2009 1:34:00PM	2.9	2.9	ug/L	U
001012	Beryllium	N	E84282	6010B	5/29/2009 1:34:00PM	0.5	0.5	ug/L	U
001051	Lead	N	E84282	6010B	5/29/2009 1:34:00PM	2	2	ug/L	U
001067	Nickel	N	E84282	6010B	5/29/2009 1:34:00PM	2	2	ug/L	U
001147	Selenium	N	E84282	6010B	5/29/2009 1:34:00PM	5	5	ug/L	U
001077	Silver	N	E84282	6010B	5/29/2009 1:34:00PM	1	1	ug/L	U
001059	Thallium	N	E84282	6010B	5/29/2009 1:34:00PM	8.8	5	ug/L	I
077103	2-Hexanone	N	E84282	8260B	5/19/2009 12:37:00PM	4.4	4.4	ug/L	U
032211	Chlorophyll a	N	E84282	SM 10200H	5/27/2009 4:34:00PM	2	2	ug/L	U

Total Parameters Monitored: 74

* Well purging is the process of pumping the well prior to sampling in order to obtain a representative ground water sample.

TestAmerica
THE LEADER IN ENVIRONMENTAL TESTING

ANALYTICAL REPORT

Job Number: 660-29435-1

Job Description: Southeast Landfill Well Monitoring

For:
Hillsborough County
Solid Waste Management Department
601 East Kennedy Blvd
24th Floor County Center
Tampa, FL 33601

Attention: Mr. David S Adams



Approved for release.
Nancy Robertson
Project Manager II
6/29/2009 2:21 PM

Nancy Robertson
Project Manager II
nancy.robertson@testamericainc.com
06/29/2009

cc: Mr. Jim Clayton
Mr. Michael Townsel

Methods: FDEP, DOH Certification #: TestAmerica Tampa E84282, TestAmerica Tallahassee E81005

These test results meet all the requirements of NELAC unless specified in the case narrative. All questions regarding this test report should be directed to the TestAmerica Project Manager who signed this test report. The estimated uncertainty associated with these reported results is available upon request. The results contained in this test report relate only to these samples included herein.

TestAmerica Laboratories, Inc.
TestAmerica Tampa 6712 Benjamin Road, Suite 100, Tampa, FL 33634
Tel (813) 885-7427 Fax (813) 885-7049 www.testamericainc.com

ACCREDITED IN ACCORDANCE WITH nelac

Job Narrative
660-J29435-1

Receipt
All samples were received in good condition within temperature requirements.

GC/MS VOA
Method 8260B: The matrix spike / matrix spike duplicate (MS/MSD) recoveries for batch 79451 were outside control limits for Trichloroethene. The associated laboratory control sample (LCS) met acceptance criteria.

Metals
Method 6010B: The matrix spike / matrix spike duplicate (MS/MSD) recoveries for batch 79826 were outside control limits for Sodium. The associated laboratory control sample (LCS) met acceptance criteria.

General Chemistry
Method 353.2: The matrix spike / matrix spike duplicate (MS/MSD) recoveries for batch 79393 were outside control limits. The associated laboratory control sample (LCS) met acceptance criteria.

EXECUTIVE SUMMARY - Detections

Client: Hillsborough County

Job Number: 660-29435-1

Lab Sample ID / Analyte	Client Sample ID	Result / Qualifier		Reporting Limit	Units	Method
660-29435-1	**TH-40**					
Field pH		6.41			SU	Field Sampling
Field Temperature		23.45			Degrees C	Field Sampling
Oxygen, Dissolved		0.84			mg/L	Field Sampling
Specific Conductance		334			umhos/cm	Field Sampling
Turbidity		1.4			NTU	Field Sampling
Chloride		8.8		0.50	mg/L	300.0
Ammonia (as N)		0.38		0.020	mg/L	350.1
Total Dissolved Solids		210		5.0	mg/L	SM 2540C
Total Recoverable						
Barium		6.5	I	10	ug/L	6010B
Sodium		18		0.50	mg/L	6010B
660-29435-2	**TH-57**					
Field pH		5.09			SU	Field Sampling
Field Temperature		25.11			Degrees C	Field Sampling
Oxygen, Dissolved		0.56			mg/L	Field Sampling
Specific Conductance		175			umhos/cm	Field Sampling
Turbidity		1.4			NTU	Field Sampling
Chloride		35		0.50	mg/L	300.0
Ammonia (as N)		0.83		0.020	mg/L	350.1
Total Dissolved Solids		130		5.0	mg/L	SM 2540C
Total Recoverable						
Barium		7.0	I	10	ug/L	6010B
Iron		440		200	ug/L	6010B
Sodium		9.9		0.50	mg/L	6010B
Zinc		5.4	I	20	ug/L	6010B
660-29435-3	**TH-28A**					
Field pH		5.03			SU	Field Sampling
Field Temperature		25.20			Degrees C	Field Sampling
Oxygen, Dissolved		0.65			mg/L	Field Sampling
Specific Conductance		212			umhos/cm	Field Sampling
Turbidity		22.1			NTU	Field Sampling
Chloride		42		0.50	mg/L	300.0
Ammonia (as N)		1.5		0.020	mg/L	350.1
Total Dissolved Solids		150		5.0	mg/L	SM 2540C
Total Recoverable						
Barium		26		10	ug/L	6010B
Chromium		6.1	I	10	ug/L	6010B
Iron		2700		200	ug/L	6010B
Sodium		17		0.50	mg/L	6010B

EXECUTIVE SUMMARY - Detections

Client: Hillsborough County

Job Number: 660-29435-1

Lab Sample ID / Analyte	Client Sample ID	Result / Qualifier		Reporting Limit	Units	Method
660-29435-4	**TH-58**					
Field pH		5.66			SU	Field Sampling
Field Temperature		24.76			Degrees C	Field Sampling
Oxygen, Dissolved		1.17			mg/L	Field Sampling
Specific Conductance		358			umhos/cm	Field Sampling
Turbidity		9.9			NTU	Field Sampling
Chloride		22		0.50	mg/L	300.0
Ammonia (as N)		0.75		0.020	mg/L	350.1
Total Dissolved Solids		210		5.0	mg/L	SM 2540C
Total Recoverable						
Arsenic		27		10	ug/L	6010B
Barium		14		10	ug/L	6010B
Chromium		4.7	I	10	ug/L	6010B
Iron		4900		200	ug/L	6010B
Nickel		2.1	I	8.0	ug/L	6010B
Sodium		15		0.50	mg/L	6010B
Vanadium		4.3	I	10	ug/L	6010B
660-29435-5	**EQUIPMENT BLANK**					
Mercury		0.12	I	0.20	ug/L	7470A
Ammonia (as N)		0.073		0.020	mg/L	350.1
Total Dissolved Solids		8.5		5.0	mg/L	SM 2540C
Total Recoverable						
Sodium		0.53		0.50	mg/L	6010B
660-29435-6	**TH-22A**					
Mercury		0.10	I	0.20	ug/L	7470A
Field pH		4.51			SU	Field Sampling
Field Temperature		22.13			Degrees C	Field Sampling
Oxygen, Dissolved		0.59			mg/L	Field Sampling
Specific Conductance		258			umhos/cm	Field Sampling
Turbidity		6.0			NTU	Field Sampling
Chloride		23		0.50	mg/L	300.0
Ammonia (as N)		0.80		0.020	mg/L	350.1
Total Dissolved Solids		170		5.0	mg/L	SM 2540C
Total Recoverable						
Barium		55		10	ug/L	6010B
Iron		390		200	ug/L	6010B
Sodium		4.7		0.50	mg/L	6010B

METHOD SUMMARY

Client: Hillsborough County

Job Number: 660-29435-1

Description	Lab Location	Method	Preparation Method
Matrix: Water			
Volatile Organic Compounds (GC/MS)	TAL TAM	SW846 8260B	
Purge and Trap	TAL TAM		SW846 5030B
EDB	TAL TAL	EPA 8011	
Microextraction	TAL TAL		SW846 8011
Metals (ICP)	TAL TAM	SW846 6010B	
Preparation, Total Recoverable or Dissolved Metals	TAL TAM		SW846 3005A
Mercury (CVAA)	TAL TAM	SW846 7470A	
Preparation, Mercury	TAL TAM		SW846 7470A
Anions, Ion Chromatography	TAL TAM	MCAWW 300.0	
Nitrogen, Ammonia	TAL TAM	MCAWW 350.1	
Nitrate	TAL TAM	MCAWW 353.2	
Solids, Total Dissolved (TDS)	TAL TAL	SM SM 2540C	
Field Sampling	TAL TAM	EPA Field Sampling	

Lab References:

TAL TAL = TestAmerica Tallahassee

TAL TAM = TestAmerica Tampa

Method References:

EPA = US Environmental Protection Agency

MCAWW = "Methods For Chemical Analysis Of Water And Wastes", EPA-600/4-79-020, March 1983 And Subsequent Revisions.

SM = "Standard Methods For The Examination Of Water And Wastewater",

SW846 = "Test Methods For Evaluating Solid Waste, Physical/Chemical Methods", Third Edition, November 1986 And Its Updates.

METHOD / ANALYST SUMMARY

Client: Hillsborough County

Job Number: 660-29435-1

Method	Analyst	Analyst ID
SW846 8260B	Mathew, Pinky	PM
EPA 8011	Kelly, Cheryl A	CAK
SW846 6010B	Fox, Greg	GF
SW846 7470A	Canales, Richard	RC
EPA Field Sampling	Atkins, Amy	AA
MCAWW 300.0	Petterson, Alyssa	AP
MCAWW 350.1	Griffith, Kelly L	KLG
MCAWW 353.2	Steward, Tiffany	TS
SM SM 2540C	Wilkerson, Shelette	SW

SAMPLE SUMMARY

Client: Hillsborough County

Job Number: 660-29435-1

Lab Sample ID	Client Sample ID	Client Matrix	Date/Time Sampled	Date/Time Received
660-29435-1	TH-40	Water	05/19/2009 1234	05/19/2009 1505
660-29435-2	TH-57	Water	05/19/2009 1346	05/19/2009 1505
660-29435-3	TH-28A	Water	05/19/2009 1338	05/19/2009 1505
660-29435-4	TH-58	Water	05/19/2009 1358	05/19/2009 1505
660-29435-5	Equipment Blank	Water	05/19/2009 1158	05/19/2009 1505
660-29435-6	TH-22A	Water	05/19/2009 1239	05/19/2009 1505
660-29435-7	Travel Blank	Water	05/19/2009 1056	05/19/2009 1505

Mr. David S Adams
Hillsborough County
Solid Waste Management Department
601 East Kennedy Blvd
24th Floor County Center
Tampa, FL 33601

Job Number: 660-29435-1

Client Sample ID: TH-40
Lab Sample ID: 660-29435-1

Date Sampled: 05/19/2009 1234
Date Received: 05/19/2009 1505
Client Matrix: Water

Analyte	Result/Qualifier		Unit	MDL	PQL	Dilution
Method: 8260B			Date Analyzed:	05/20/2009 1734		
Prep Method: 5030B			Date Prepared:	05/20/2009 1734		
Acetone	9.9	U	ug/L	9.9	20	1.0
Acrylonitrile	1.2	U	ug/L	1.2	100	1.0
Benzene	0.50	U	ug/L	0.50	1.0	1.0
Bromochloromethane	0.58	U	ug/L	0.58	1.0	1.0
Bromodichloromethane	0.35	U	ug/L	0.35	1.0	1.0
Bromoform	0.58	U	ug/L	0.58	1.0	1.0
Bromomethane	2.5	U	ug/L	2.5	5.0	1.0
2-Butanone	8.4	U	ug/L	8.4	10	1.0
Carbon disulfide	0.85	U	ug/L	0.85	1.0	1.0
Carbon tetrachloride	0.42	U	ug/L	0.42	1.0	1.0
Chlorobenzene	0.63	U	ug/L	0.63	1.0	1.0
Chloroethane	2.5	U	ug/L	2.5	5.0	1.0
Chloromethane	1.0	U	ug/L	1.0	4.0	1.0
cis-1,2-Dichloroethene	0.65	U	ug/L	0.65	1.0	1.0
cis-1,3-Dichloropropene	0.14	U	ug/L	0.14	1.0	1.0
Dibromochloromethane	0.34	U	ug/L	0.34	1.0	1.0
Dibromomethane	0.41	U	ug/L	0.41	1.0	1.0
1,2-Dichlorobenzene	0.44	U	ug/L	0.44	1.0	1.0
1,4-Dichlorobenzene	0.52	U	ug/L	0.52	1.0	1.0
1,1-Dichloroethane	0.52	U	ug/L	0.52	1.0	1.0
1,2-Dichloroethane	0.57	U	ug/L	0.57	1.0	1.0
1,1-Dichloroethene	0.45	U	ug/L	0.45	1.0	1.0
1,2-Dichloropropane	0.52	U	ug/L	0.52	1.0	1.0
Ethylbenzene	0.44	U	ug/L	0.44	1.0	1.0
2-Hexanone	4.4	U	ug/L	4.4	10	1.0
Iodomethane	2.5	U	ug/L	2.5	5.0	1.0
Methylene Chloride	4.0	U	ug/L	4.0	5.0	1.0
4-Methyl-2-pentanone	3.8	U	ug/L	3.8	10	1.0
Styrene	0.98	U	ug/L	0.98	2.0	1.0
1,1,1,2-Tetrachloroethane	0.63	U	ug/L	0.63	1.0	1.0
1,1,2,2-Tetrachloroethane	0.15	U	ug/L	0.15	1.0	1.0
Tetrachloroethene	0.50	U	ug/L	0.50	1.0	1.0
Toluene	0.51	U	ug/L	0.51	1.0	1.0
trans-1,4-Dichloro-2-butene	2.5	U	ug/L	2.5	10	1.0
trans-1,2-Dichloroethene	0.44	U	ug/L	0.44	1.0	1.0
trans-1,3-Dichloropropene	0.14	U	ug/L	0.14	1.0	1.0
1,1,1-Trichloroethane	0.46	U	ug/L	0.46	1.0	1.0
1,1,2-Trichloroethane	0.47	U	ug/L	0.47	1.0	1.0
Trichloroethene	0.50	U	ug/L	0.50	1.0	1.0

Mr. David S Adams
Hillsborough County
Solid Waste Management Department
601 East Kennedy Blvd
24th Floor County Center
Tampa, FL 33601

Job Number: 660-29435-1

Client Sample ID: TH-40
Lab Sample ID: 660-29435-1

Date Sampled: 05/19/2009 1234
Date Received: 05/19/2009 1505
Client Matrix: Water

Analyte	Result/Qualifier		Unit	MDL	PQL	Dilution
Trichlorofluoromethane	2.5	U	ug/L	2.5	5.0	1.0
Trichloromethane	0.90	U	ug/L	0.90	1.0	1.0
1,2,3-Trichloropropane	0.18	U	ug/L	0.18	1.0	1.0
Vinyl acetate	1.5	U	ug/L	1.5	10	1.0
Vinyl chloride	0.50	U	ug/L	0.50	1.0	1.0
Xylenes, Total	0.50	U	ug/L	0.50	3.0	1.0
Surrogate					Acceptance Limits	
4-Bromofluorobenzene	109		%		70 - 130	
Dibromofluoromethane	95		%		70 - 130	
Toluene-d8 (Surr)	101		%		70 - 130	
Method: 8011			Date Analyzed:	06/02/2009 2059		
Prep Method: 8011			Date Prepared:	06/02/2009 1330		
1,2-Dibromo-3-Chloropropane	0.0025	U	ug/L	0.0025	0.018	1.0
Ethylene Dibromide	0.0041	U	ug/L	0.0041	0.018	1.0
Method: Total Recoverable-6010B			Date Analyzed:	06/05/2009 0929		
Prep Method: 3005A			Date Prepared:	06/01/2009 0801		
Antimony	4.0	U	ug/L	4.0	20	1.0
Arsenic	4.0	U	ug/L	4.0	10	1.0
Barium	6.5	I	ug/L	2.0	10	1.0
Beryllium	0.50	U	ug/L	0.50	2.0	1.0
Cadmium	1.0	U	ug/L	1.0	4.0	1.0
Chromium	2.0	U	ug/L	2.0	10	1.0
Cobalt	2.0	U	ug/L	2.0	10	1.0
Copper	2.9	U	ug/L	2.9	10	1.0
Iron	50	U	ug/L	50	200	1.0
Lead	2.0	U	ug/L	2.0	10	1.0
Nickel	2.0	U	ug/L	2.0	8.0	1.0
Selenium	5.0	U	ug/L	5.0	20	1.0
Silver	1.0	U	ug/L	1.0	4.0	1.0
Sodium	18		mg/L	0.31	0.50	1.0
Thallium	5.0	U	ug/L	5.0	20	1.0
Vanadium	2.5	U	ug/L	2.5	10	1.0
Zinc	5.0	U	ug/L	5.0	20	1.0
Method: 7470A			Date Analyzed:	06/02/2009 1648		
Prep Method: 7470A			Date Prepared:	06/02/2009 1129		
Mercury	0.072	U	ug/L	0.072	0.20	1.0
Method: 300.0			Date Analyzed:	06/02/2009 0049		
Chloride	8.8		mg/L	0.20	0.50	1.0

TestAmerica
THE LEADER IN ENVIRONMENTAL TESTING

Mr. David S Adams
Hillsborough County
Solid Waste Management Department
601 East Kennedy Blvd
24th Floor County Center
Tampa, FL 33601

Job Number: 660-29435-1

Client Sample ID: TH-40
Lab Sample ID: 660-29435-1

Date Sampled: 05/19/2009 1234
Date Received: 05/19/2009 1505
Client Matrix: Water

Analyte	Result/Qualifier		Unit	MDL	PQL	Dilution
Method: 350.1			Date Analyzed:	05/22/2009 1339		
Ammonia (as N)	0.38		mg/L	0.010	0.020	1.0
Method: 353.2			Date Analyzed:	05/20/2009 1051		
Nitrate as N	0.10	U	mg/L	0.10	0.50	1.0
Method: SM 2540C			Date Analyzed:	05/26/2009 1107		
Total Dissolved Solids	210		mg/L	5.0	5.0	1.0

Mr. David S Adams
Hillsborough County
Solid Waste Management Department
601 East Kennedy Blvd
24th Floor County Center
Tampa, FL 33601

Job Number: 660-29435-1

Client Sample ID: TH-40
Lab Sample ID: 660-29435-1

Date Sampled: 05/19/2009 1234
Date Received: 05/19/2009 1505
Client Matrix: Water

Analyte	Result/Qualifier	Unit	NONE	NONE	Dilution
Method: Field Sampling		Date Analyzed:	05/19/2009 1234		
Field pH	6.41	SU			1.0
Field Temperature	23.45	Degrees C			1.0
Oxygen, Dissolved	0.84	mg/L			1.0
Specific Conductance	334	umhos/cm			1.0
Turbidity	1.4	NTU			1.0

Mr. David S Adams
Hillsborough County
Solid Waste Management Department
601 East Kennedy Blvd
24th Floor County Center
Tampa, FL 33601

Job Number: 660-29435-1

Client Sample ID: TH-57
Lab Sample ID: 660-29435-2

Date Sampled: 05/19/2009 1346
Date Received: 05/19/2009 1505
Client Matrix: Water

Analyte	Result/Qualifier		Unit	MDL	PQL	Dilution
Method: 8260B			Date Analyzed:	05/20/2009 1756		
Prep Method: 5030B			Date Prepared:	05/20/2009 1756		
Acetone	9.9	U	ug/L	9.9	20	1.0
Acrylonitrile	1.2	U	ug/L	1.2	100	1.0
Benzene	0.50	U	ug/L	0.50	1.0	1.0
Bromochloromethane	0.58	U	ug/L	0.58	1.0	1.0
Bromodichloromethane	0.35	U	ug/L	0.35	1.0	1.0
Bromoform	0.58	U	ug/L	0.58	1.0	1.0
Bromomethane	2.5	U	ug/L	2.5	5.0	1.0
2-Butanone	8.4	U	ug/L	8.4	10	1.0
Carbon disulfide	0.85	U	ug/L	0.85	1.0	1.0
Carbon tetrachloride	0.42	U	ug/L	0.42	1.0	1.0
Chlorobenzene	0.63	U	ug/L	0.63	1.0	1.0
Chloroethane	2.5	U	ug/L	2.5	5.0	1.0
Chloromethane	1.0	U	ug/L	1.0	4.0	1.0
cis-1,2-Dichloroethene	0.65	U	ug/L	0.65	1.0	1.0
cis-1,3-Dichloropropene	0.14	U	ug/L	0.14	1.0	1.0
Dibromochloromethane	0.34	U	ug/L	0.34	1.0	1.0
Dibromomethane	0.41	U	ug/L	0.41	1.0	1.0
1,2-Dichlorobenzene	0.44	U	ug/L	0.44	1.0	1.0
1,4-Dichlorobenzene	0.52	U	ug/L	0.52	1.0	1.0
1,1-Dichloroethane	0.52	U	ug/L	0.52	1.0	1.0
1,2-Dichloroethane	0.57	U	ug/L	0.57	1.0	1.0
1,1-Dichloroethene	0.45	U	ug/L	0.45	1.0	1.0
1,2-Dichloropropane	0.52	U	ug/L	0.52	1.0	1.0
Ethylbenzene	0.44	U	ug/L	0.44	1.0	1.0
2-Hexanone	4.4	U	ug/L	4.4	10	1.0
Iodomethane	2.5	U	ug/L	2.5	5.0	1.0
Methylene Chloride	4.0	U	ug/L	4.0	5.0	1.0
4-Methyl-2-pentanone	3.8	U	ug/L	3.8	10	1.0
Styrene	0.98	U	ug/L	0.98	2.0	1.0
1,1,1,2-Tetrachloroethane	0.63	U	ug/L	0.63	1.0	1.0
1,1,2,2-Tetrachloroethane	0.15	U	ug/L	0.15	1.0	1.0
Tetrachloroethene	0.50	U	ug/L	0.50	1.0	1.0
Toluene	0.51	U	ug/L	0.51	1.0	1.0
trans-1,4-Dichloro-2-butene	2.5	U	ug/L	2.5	10	1.0
trans-1,2-Dichloroethene	0.44	U	ug/L	0.44	1.0	1.0
trans-1,3-Dichloropropene	0.14	U	ug/L	0.14	1.0	1.0
1,1,1-Trichloroethane	0.46	U	ug/L	0.46	1.0	1.0
1,1,2-Trichloroethane	0.47	U	ug/L	0.47	1.0	1.0
Trichloroethene	0.50	U	ug/L	0.50	1.0	1.0

Mr. David S Adams
Hillsborough County
Solid Waste Management Department
601 East Kennedy Blvd
24th Floor County Center
Tampa, FL 33601

Job Number: 660-29435-1

Client Sample ID: TH-57
Lab Sample ID: 660-29435-2

Date Sampled: 05/19/2009 1346
Date Received: 05/19/2009 1505
Client Matrix: Water

Analyte	Result/Qualifier		Unit	MDL	PQL	Dilution
Trichlorofluoromethane	2.5	U	ug/L	2.5	5.0	1.0
Trichloromethane	0.90	U	ug/L	0.90	1.0	1.0
1,2,3-Trichloropropane	0.18	U	ug/L	0.18	1.0	1.0
Vinyl acetate	1.5	U	ug/L	1.5	10	1.0
Vinyl chloride	0.50	U	ug/L	0.50	1.0	1.0
Xylenes, Total	0.50	U	ug/L	0.50	3.0	1.0
Surrogate					Acceptance Limits	
4-Bromofluorobenzene	107		%		70 - 130	
Dibromofluoromethane	101		%		70 - 130	
Toluene-d8 (Surr)	101		%		70 - 130	
Method: 8011			Date Analyzed:		06/02/2009 2113	
Prep Method: 8011			Date Prepared:		06/02/2009 1330	
1,2-Dibromo-3-Chloropropane	0.0025	U	ug/L	0.0025	0.018	1.0
Ethylene Dibromide	0.0041	U	ug/L	0.0041	0.018	1.0
Method: Total Recoverable-6010B			Date Analyzed:		06/05/2009 0935	
Prep Method: 3005A			Date Prepared:		06/01/2009 0801	
Antimony	4.0	U	ug/L	4.0	20	1.0
Arsenic	4.0	U	ug/L	4.0	10	1.0
Barium	7.0	I	ug/L	2.0	10	1.0
Beryllium	0.50	U	ug/L	0.50	2.0	1.0
Cadmium	1.0	U	ug/L	1.0	4.0	1.0
Chromium	2.0	U	ug/L	2.0	10	1.0
Cobalt	2.0	U	ug/L	2.0	10	1.0
Copper	2.9	U	ug/L	2.9	10	1.0
Iron	440		ug/L	50	200	1.0
Lead	2.0	U	ug/L	2.0	10	1.0
Nickel	2.0	U	ug/L	2.0	8.0	1.0
Selenium	5.0	U	ug/L	5.0	20	1.0
Silver	1.0	U	ug/L	1.0	4.0	1.0
Sodium	9.9		mg/L	0.31	0.50	1.0
Thallium	5.0	U	ug/L	5.0	20	1.0
Vanadium	2.5	U	ug/L	2.5	10	1.0
Zinc	5.4	I	ug/L	5.0	20	1.0
Method: 7470A			Date Analyzed:		06/02/2009 1655	
Prep Method: 7470A			Date Prepared:		06/02/2009 1129	
Mercury	0.072	U	ug/L	0.072	0.20	1.0
Method: 300.0			Date Analyzed:		06/02/2009 0131	
Chloride	35		mg/L	0.20	0.50	1.0

Mr. David S Adams
Hillsborough County
Solid Waste Management Department
601 East Kennedy Blvd
24th Floor County Center
Tampa, FL 33601

Job Number: 660-29435-1

Client Sample ID: TH-57
Lab Sample ID: 660-29435-2

Date Sampled: 05/19/2009 1346
Date Received: 05/19/2009 1505
Client Matrix: Water

Analyte	Result/Qualifier		Unit	MDL	PQL	Dilution
Method: 350.1			Date Analyzed:	05/22/2009 1340		
Ammonia (as N)	0.83		mg/L	0.010	0.020	1.0
Method: 353.2			Date Analyzed:	05/20/2009 1051		
Nitrate as N	0.10	U	mg/L	0.10	0.50	1.0
Method: SM 2540C			Date Analyzed:	05/26/2009 1107		
Total Dissolved Solids	130		mg/L	5.0	5.0	1.0

Mr. David S Adams
Hillsborough County
Solid Waste Management Department
601 East Kennedy Blvd
24th Floor County Center
Tampa, FL 33601

Job Number: 660-29435-1

Client Sample ID: TH-57
Lab Sample ID: 660-29435-2

Date Sampled: 05/19/2009 1346
Date Received: 05/19/2009 1505
Client Matrix: Water

Analyte	Result/Qualifier	Unit	NONE	NONE	Dilution
Method: Field Sampling		Date Analyzed:	05/19/2009 1346		
Field pH	5.09	SU			1.0
Field Temperature	25.11	Degrees C			1.0
Oxygen, Dissolved	0.56	mg/L			1.0
Specific Conductance	175	umhos/cm			1.0
Turbidity	1.4	NTU			1.0

Mr. David S Adams
Hillsborough County
Solid Waste Management Department
601 East Kennedy Blvd
24th Floor County Center
Tampa, FL 33601

Job Number: 660-29435-1

Client Sample ID: TH-28A
Lab Sample ID: 660-29435-3

Date Sampled: 05/19/2009 1338
Date Received: 05/19/2009 1505
Client Matrix: Water

Analyte	Result/Qualifier		Unit	MDL	PQL	Dilution
Method: 8260B			Date Analyzed:	05/20/2009 1822		
Prep Method: 5030B			Date Prepared:	05/20/2009 1822		
Acetone	9.9	U	ug/L	9.9	20	1.0
Acrylonitrile	1.2	U	ug/L	1.2	100	1.0
Benzene	0.50	U	ug/L	0.50	1.0	1.0
Bromochloromethane	0.58	U	ug/L	0.58	1.0	1.0
Bromodichloromethane	0.35	U	ug/L	0.35	1.0	1.0
Bromoform	0.58	U	ug/L	0.58	1.0	1.0
Bromomethane	2.5	U	ug/L	2.5	5.0	1.0
2-Butanone	8.4	U	ug/L	8.4	10	1.0
Carbon disulfide	0.85	U	ug/L	0.85	1.0	1.0
Carbon tetrachloride	0.42	U	ug/L	0.42	1.0	1.0
Chlorobenzene	0.63	U	ug/L	0.63	1.0	1.0
Chloroethane	2.5	U	ug/L	2.5	5.0	1.0
Chloromethane	1.0	U	ug/L	1.0	4.0	1.0
cis-1,2-Dichloroethene	0.65	U	ug/L	0.65	1.0	1.0
cis-1,3-Dichloropropene	0.14	U	ug/L	0.14	1.0	1.0
Dibromochloromethane	0.34	U	ug/L	0.34	1.0	1.0
Dibromomethane	0.41	U	ug/L	0.41	1.0	1.0
1,2-Dichlorobenzene	0.44	U	ug/L	0.44	1.0	1.0
1,4-Dichlorobenzene	0.52	U	ug/L	0.52	1.0	1.0
1,1-Dichloroethane	0.52	U	ug/L	0.52	1.0	1.0
1,2-Dichloroethane	0.57	U	ug/L	0.57	1.0	1.0
1,1-Dichloroethene	0.45	U	ug/L	0.45	1.0	1.0
1,2-Dichloropropane	0.52	U	ug/L	0.52	1.0	1.0
Ethylbenzene	0.44	U	ug/L	0.44	1.0	1.0
2-Hexanone	4.4	U	ug/L	4.4	10	1.0
Iodomethane	2.5	U	ug/L	2.5	5.0	1.0
Methylene Chloride	4.0	U	ug/L	4.0	5.0	1.0
4-Methyl-2-pentanone	3.8	U	ug/L	3.8	10	1.0
Styrene	0.98	U	ug/L	0.98	2.0	1.0
1,1,1,2-Tetrachloroethane	0.63	U	ug/L	0.63	1.0	1.0
1,1,2,2-Tetrachloroethane	0.15	U	ug/L	0.15	1.0	1.0
Tetrachloroethene	0.50	U	ug/L	0.50	1.0	1.0
Toluene	0.51	U	ug/L	0.51	1.0	1.0
trans-1,4-Dichloro-2-butene	2.5	U	ug/L	2.5	10	1.0
trans-1,2-Dichloroethene	0.44	U	ug/L	0.44	1.0	1.0
trans-1,3-Dichloropropene	0.14	U	ug/L	0.14	1.0	1.0
1,1,1-Trichloroethane	0.46	U	ug/L	0.46	1.0	1.0
1,1,2-Trichloroethane	0.47	U	ug/L	0.47	1.0	1.0
Trichloroethene	0.50	U	ug/L	0.50	1.0	1.0

Mr. David S Adams
Hillsborough County
Solid Waste Management Department
601 East Kennedy Blvd
24th Floor County Center
Tampa, FL 33601

Job Number: 660-29435-1

Client Sample ID: TH-28A
Lab Sample ID: 660-29435-3

Date Sampled: 05/19/2009 1338
Date Received: 05/19/2009 1505
Client Matrix: Water

Analyte	Result/Qualifier		Unit	MDL	PQL	Dilution
Trichlorofluoromethane	2.5	U	ug/L	2.5	5.0	1.0
Trichloromethane	0.90	U	ug/L	0.90	1.0	1.0
1,2,3-Trichloropropane	0.18	U	ug/L	0.18	1.0	1.0
Vinyl acetate	1.5	U	ug/L	1.5	10	1.0
Vinyl chloride	0.50	U	ug/L	0.50	1.0	1.0
Xylenes, Total	0.50	U	ug/L	0.50	3.0	1.0
Surrogate					Acceptance Limits	
4-Bromofluorobenzene	106		%		70 - 130	
Dibromofluoromethane	96		%		70 - 130	
Toluene-d8 (Surr)	99		%		70 - 130	
Method: 8011			Date Analyzed:		06/02/2009 2126	
Prep Method: 8011			Date Prepared:		06/02/2009 1330	
1,2-Dibromo-3-Chloropropane	0.0026	U	ug/L	0.0026	0.019	1.0
Ethylene Dibromide	0.0042	U	ug/L	0.0042	0.019	1.0
Method: Total Recoverable-6010B			Date Analyzed:		06/05/2009 0941	
Prep Method: 3005A			Date Prepared:		06/01/2009 0801	
Antimony	4.0	U	ug/L	4.0	20	1.0
Arsenic	4.0	U	ug/L	4.0	10	1.0
Barium	26		ug/L	2.0	10	1.0
Beryllium	0.50	U	ug/L	0.50	2.0	1.0
Cadmium	1.0	U	ug/L	1.0	4.0	1.0
Chromium	6.1	I	ug/L	2.0	10	1.0
Cobalt	2.0	U	ug/L	2.0	10	1.0
Copper	2.9	U	ug/L	2.9	10	1.0
Iron	2700		ug/L	50	200	1.0
Lead	2.0	U	ug/L	2.0	10	1.0
Nickel	2.0	U	ug/L	2.0	8.0	1.0
Selenium	5.0	U	ug/L	5.0	20	1.0
Silver	1.0	U	ug/L	1.0	4.0	1.0
Sodium	17		mg/L	0.31	0.50	1.0
Thallium	5.0	U	ug/L	5.0	20	1.0
Vanadium	2.5	U	ug/L	2.5	10	1.0
Zinc	5.0	U	ug/L	5.0	20	1.0
Method: 7470A			Date Analyzed:		06/02/2009 1657	
Prep Method: 7470A			Date Prepared:		06/02/2009 1129	
Mercury	0.072	U	ug/L	0.072	0.20	1.0
Method: 300.0			Date Analyzed:		06/02/2009 0214	
Chloride	42		mg/L	0.20	0.50	1.0

Mr. David S Adams
Hillsborough County
Solid Waste Management Department
601 East Kennedy Blvd
24th Floor County Center
Tampa, FL 33601

Job Number: 660-29435-1

Client Sample ID: TH-28A
Lab Sample ID: 660-29435-3

Date Sampled: 05/19/2009 1338
Date Received: 05/19/2009 1505
Client Matrix: Water

Analyte	Result/Qualifier		Unit	MDL	PQL	Dilution
Method: 350.1			Date Analyzed:	05/22/2009 1341		
Ammonia (as N)	1.5		mg/L	0.010	0.020	1.0
Method: 353.2			Date Analyzed:	05/20/2009 1051		
Nitrate as N	0.10	U	mg/L	0.10	0.50	1.0
Method: SM 2540C			Date Analyzed:	05/26/2009 1107		
Total Dissolved Solids	150		mg/L	5.0	5.0	1.0

Mr. David S Adams
Hillsborough County
Solid Waste Management Department
601 East Kennedy Blvd
24th Floor County Center
Tampa, FL 33601

Job Number: 660-29435-1

Client Sample ID: TH-28A
Lab Sample ID: 660-29435-3

Date Sampled: 05/19/2009 1338
Date Received: 05/19/2009 1505
Client Matrix: Water

Analyte	Result/Qualifier	Unit	NONE	NONE	Dilution
Method: Field Sampling		Date Analyzed:	05/19/2009 1338		
Field pH	5.03	SU			1.0
Field Temperature	25.20	Degrees C			1.0
Oxygen, Dissolved	0.65	mg/L			1.0
Specific Conductance	212	umhos/cm			1.0
Turbidity	22.1	NTU			1.0

Mr. David S Adams
Hillsborough County
Solid Waste Management Department
601 East Kennedy Blvd
24th Floor County Center
Tampa, FL 33601

Job Number: 660-29435-1

Client Sample ID: TH-58
Lab Sample ID: 660-29435-4

Date Sampled: 05/19/2009 1358
Date Received: 05/19/2009 1505
Client Matrix: Water

Analyte	Result/Qualifier		Unit	MDL	PQL	Dilution
Method: 8260B			Date Analyzed:	05/20/2009 1844		
Prep Method: 5030B			Date Prepared:	05/20/2009 1844		
Acetone	9.9	U	ug/L	9.9	20	1.0
Acrylonitrile	1.2	U	ug/L	1.2	100	1.0
Benzene	0.50	U	ug/L	0.50	1.0	1.0
Bromochloromethane	0.58	U	ug/L	0.58	1.0	1.0
Bromodichloromethane	0.35	U	ug/L	0.35	1.0	1.0
Bromoform	0.58	U	ug/L	0.58	1.0	1.0
Bromomethane	2.5	U	ug/L	2.5	5.0	1.0
2-Butanone	8.4	U	ug/L	8.4	10	1.0
Carbon disulfide	0.85	U	ug/L	0.85	1.0	1.0
Carbon tetrachloride	0.42	U	ug/L	0.42	1.0	1.0
Chlorobenzene	0.63	U	ug/L	0.63	1.0	1.0
Chloroethane	2.5	U	ug/L	2.5	5.0	1.0
Chloromethane	1.0	U	ug/L	1.0	4.0	1.0
cis-1,2-Dichloroethene	0.65	U	ug/L	0.65	1.0	1.0
cis-1,3-Dichloropropene	0.14	U	ug/L	0.14	1.0	1.0
Dibromochloromethane	0.34	U	ug/L	0.34	1.0	1.0
Dibromomethane	0.41	U	ug/L	0.41	1.0	1.0
1,2-Dichlorobenzene	0.44	U	ug/L	0.44	1.0	1.0
1,4-Dichlorobenzene	0.52	U	ug/L	0.52	1.0	1.0
1,1-Dichloroethane	0.52	U	ug/L	0.52	1.0	1.0
1,2-Dichloroethane	0.57	U	ug/L	0.57	1.0	1.0
1,1-Dichloroethene	0.45	U	ug/L	0.45	1.0	1.0
1,2-Dichloropropane	0.52	U	ug/L	0.52	1.0	1.0
Ethylbenzene	0.44	U	ug/L	0.44	1.0	1.0
2-Hexanone	4.4	U	ug/L	4.4	10	1.0
Iodomethane	2.5	U	ug/L	2.5	5.0	1.0
Methylene Chloride	4.0	U	ug/L	4.0	5.0	1.0
4-Methyl-2-pentanone	3.8	U	ug/L	3.8	10	1.0
Styrene	0.98	U	ug/L	0.98	2.0	1.0
1,1,1,2-Tetrachloroethane	0.63	U	ug/L	0.63	1.0	1.0
1,1,2,2-Tetrachloroethane	0.15	U	ug/L	0.15	1.0	1.0
Tetrachloroethene	0.50	U	ug/L	0.50	1.0	1.0
Toluene	0.51	U	ug/L	0.51	1.0	1.0
trans-1,4-Dichloro-2-butene	2.5	U	ug/L	2.5	10	1.0
trans-1,2-Dichloroethene	0.44	U	ug/L	0.44	1.0	1.0
trans-1,3-Dichloropropene	0.14	U	ug/L	0.14	1.0	1.0
1,1,1-Trichloroethane	0.46	U	ug/L	0.46	1.0	1.0
1,1,2-Trichloroethane	0.47	U	ug/L	0.47	1.0	1.0
Trichloroethene	0.50	U	ug/L	0.50	1.0	1.0

Mr. David S Adams
Hillsborough County
Solid Waste Management Department
601 East Kennedy Blvd
24th Floor County Center
Tampa, FL 33601

Job Number: 660-29435-1

Client Sample ID: TH-58
Lab Sample ID: 660-29435-4

Date Sampled: 05/19/2009 1358
Date Received: 05/19/2009 1505
Client Matrix: Water

Analyte	Result/Qualifier		Unit	MDL	PQL	Dilution
Trichlorofluoromethane	2.5	U	ug/L	2.5	5.0	1.0
Trichloromethane	0.90	U	ug/L	0.90	1.0	1.0
1,2,3-Trichloropropane	0.18	U	ug/L	0.18	1.0	1.0
Vinyl acetate	1.5	U	ug/L	1.5	10	1.0
Vinyl chloride	0.50	U	ug/L	0.50	1.0	1.0
Xylenes, Total	0.50	U	ug/L	0.50	3.0	1.0
Surrogate					Acceptance Limits	
4-Bromofluorobenzene	107		%		70 - 130	
Dibromofluoromethane	99		%		70 - 130	
Toluene-d8 (Surr)	101		%		70 - 130	
Method: 8011			Date Analyzed:		06/02/2009 2140	
Prep Method: 8011			Date Prepared:		06/02/2009 1330	
1,2-Dibromo-3-Chloropropane	0.0026	U	ug/L	0.0026	0.019	1.0
Ethylene Dibromide	0.0042	U	ug/L	0.0042	0.019	1.0
Method: Total Recoverable-6010B			Date Analyzed:		06/05/2009 0946	
Prep Method: 3005A			Date Prepared:		06/01/2009 0801	
Antimony	4.0	U	ug/L	4.0	20	1.0
Arsenic	27		ug/L	4.0	10	1.0
Barium	14		ug/L	2.0	10	1.0
Beryllium	0.50	U	ug/L	0.50	2.0	1.0
Cadmium	1.0	U	ug/L	1.0	4.0	1.0
Chromium	4.7	I	ug/L	2.0	10	1.0
Cobalt	2.0	U	ug/L	2.0	10	1.0
Copper	2.9	U	ug/L	2.9	10	1.0
Iron	4900		ug/L	50	200	1.0
Lead	2.0	U	ug/L	2.0	10	1.0
Nickel	2.1	I	ug/L	2.0	8.0	1.0
Selenium	5.0	U	ug/L	5.0	20	1.0
Silver	1.0	U	ug/L	1.0	4.0	1.0
Sodium	15		mg/L	0.31	0.50	1.0
Thallium	5.0	U	ug/L	5.0	20	1.0
Vanadium	4.3	I	ug/L	2.5	10	1.0
Zinc	5.0	U	ug/L	5.0	20	1.0
Method: 7470A			Date Analyzed:		06/02/2009 1750	
Prep Method: 7470A			Date Prepared:		06/02/2009 1129	
Mercury	0.072	U	ug/L	0.072	0.20	1.0
Method: 300.0			Date Analyzed:		06/02/2009 0256	
Chloride	22		mg/L	0.20	0.50	1.0

TestAmerica
THE LEADER IN ENVIRONMENTAL TESTING

Mr. David S Adams
Hillsborough County
Solid Waste Management Department
601 East Kennedy Blvd
24th Floor County Center
Tampa, FL 33601

Job Number: 660-29435-1

Client Sample ID: TH-58
Lab Sample ID: 660-29435-4

Date Sampled: 05/19/2009 1358
Date Received: 05/19/2009 1505
Client Matrix: Water

Analyte	Result/Qualifier		Unit	MDL	PQL	Dilution
Method: 350.1			Date Analyzed:	05/22/2009 1342		
Ammonia (as N)	0.75		mg/L	0.010	0.020	1.0
Method: 353.2			Date Analyzed:	05/20/2009 1051		
Nitrate as N	0.10	U	mg/L	0.10	0.50	1.0
Method: SM 2540C			Date Analyzed:	05/26/2009 1107		
Total Dissolved Solids	210		mg/L	5.0	5.0	1.0

Mr. David S Adams
Hillsborough County
Solid Waste Management Department
601 East Kennedy Blvd
24th Floor County Center
Tampa, FL 33601

Job Number: 660-29435-1

Client Sample ID: TH-58
Lab Sample ID: 660-29435-4

Date Sampled: 05/19/2009 1358
Date Received: 05/19/2009 1505
Client Matrix: Water

Analyte	Result/Qualifier	Unit	NONE	NONE	Dilution
Method: Field Sampling		Date Analyzed:	05/19/2009 1358		
Field pH	5.66	SU			1.0
Field Temperature	24.76	Degrees C			1.0
Oxygen, Dissolved	1.17	mg/L			1.0
Specific Conductance	358	umhos/cm			1.0
Turbidity	9.9	NTU			1.0

Mr. David S Adams
Hillsborough County
Solid Waste Management Department
601 East Kennedy Blvd
24th Floor County Center
Tampa, FL 33601

Job Number: 660-29435-1

Client Sample ID: Equipment Blank
Lab Sample ID: 660-29435-5

Date Sampled: 05/19/2009 1158
Date Received: 05/19/2009 1505
Client Matrix: Water

Analyte	Result/Qualifier		Unit	MDL	PQL	Dilution
Method: 8260B			Date Analyzed:	05/20/2009 1712		
Prep Method: 5030B			Date Prepared:	05/20/2009 1712		
Acetone	9.9	U	ug/L	9.9	20	1.0
Acrylonitrile	1.2	U	ug/L	1.2	100	1.0
Benzene	0.50	U	ug/L	0.50	1.0	1.0
Bromochloromethane	0.58	U	ug/L	0.58	1.0	1.0
Bromodichloromethane	0.35	U	ug/L	0.35	1.0	1.0
Bromoform	0.58	U	ug/L	0.58	1.0	1.0
Bromomethane	2.5	U	ug/L	2.5	5.0	1.0
2-Butanone	8.4	U	ug/L	8.4	10	1.0
Carbon disulfide	0.85	U	ug/L	0.85	1.0	1.0
Carbon tetrachloride	0.42	U	ug/L	0.42	1.0	1.0
Chlorobenzene	0.63	U	ug/L	0.63	1.0	1.0
Chloroethane	2.5	U	ug/L	2.5	5.0	1.0
Chloromethane	1.0	U	ug/L	1.0	4.0	1.0
cis-1,2-Dichloroethene	0.65	U	ug/L	0.65	1.0	1.0
cis-1,3-Dichloropropene	0.14	U	ug/L	0.14	1.0	1.0
Dibromochloromethane	0.34	U	ug/L	0.34	1.0	1.0
Dibromomethane	0.41	U	ug/L	0.41	1.0	1.0
1,2-Dichlorobenzene	0.44	U	ug/L	0.44	1.0	1.0
1,4-Dichlorobenzene	0.52	U	ug/L	0.52	1.0	1.0
1,1-Dichloroethane	0.52	U	ug/L	0.52	1.0	1.0
1,2-Dichloroethane	0.57	U	ug/L	0.57	1.0	1.0
1,1-Dichloroethene	0.45	U	ug/L	0.45	1.0	1.0
1,2-Dichloropropane	0.52	U	ug/L	0.52	1.0	1.0
Ethylbenzene	0.44	U	ug/L	0.44	1.0	1.0
2-Hexanone	4.4	U	ug/L	4.4	10	1.0
Iodomethane	2.5	U	ug/L	2.5	5.0	1.0
Methylene Chloride	4.0	U	ug/L	4.0	5.0	1.0
4-Methyl-2-pentanone	3.8	U	ug/L	3.8	10	1.0
Styrene	0.98	U	ug/L	0.98	2.0	1.0
1,1,1,2-Tetrachloroethane	0.63	U	ug/L	0.63	1.0	1.0
1,1,2,2-Tetrachloroethane	0.15	U	ug/L	0.15	1.0	1.0
Tetrachloroethene	0.50	U	ug/L	0.50	1.0	1.0
Toluene	0.51	U	ug/L	0.51	1.0	1.0
trans-1,4-Dichloro-2-butene	2.5	U	ug/L	2.5	10	1.0
trans-1,2-Dichloroethene	0.44	U	ug/L	0.44	1.0	1.0
trans-1,3-Dichloropropene	0.14	U	ug/L	0.14	1.0	1.0
1,1,1-Trichloroethane	0.46	U	ug/L	0.46	1.0	1.0
1,1,2-Trichloroethane	0.47	U	ug/L	0.47	1.0	1.0
Trichloroethene	0.50	U	ug/L	0.50	1.0	1.0

Mr. David S Adams
Hillsborough County
Solid Waste Management Department
601 East Kennedy Blvd
24th Floor County Center
Tampa, FL 33601

Job Number: 660-29435-1

Client Sample ID: Equipment Blank
Lab Sample ID: 660-29435-5

Date Sampled: 05/19/2009 1158
Date Received: 05/19/2009 1505
Client Matrix: Water

Analyte	Result/Qualifier		Unit	MDL	PQL	Dilution
Trichlorofluoromethane	2.5	U	ug/L	2.5	5.0	1.0
Trichloromethane	0.90	U	ug/L	0.90	1.0	1.0
1,2,3-Trichloropropane	0.18	U	ug/L	0.18	1.0	1.0
Vinyl acetate	1.5	U	ug/L	1.5	10	1.0
Vinyl chloride	0.50	U	ug/L	0.50	1.0	1.0
Xylenes, Total	0.50	U	ug/L	0.50	3.0	1.0
Surrogate					Acceptance Limits	
4-Bromofluorobenzene	105		%		70 - 130	
Dibromofluoromethane	96		%		70 - 130	
Toluene-d8 (Surr)	102		%		70 - 130	
Method: 8011			Date Analyzed:		06/02/2009 2153	
Prep Method: 8011			Date Prepared:		06/02/2009 1330	
1,2-Dibromo-3-Chloropropane	0.0025	U	ug/L	0.0025	0.018	1.0
Ethylene Dibromide	0.0041	U	ug/L	0.0041	0.018	1.0
Method: Total Recoverable-6010B			Date Analyzed:		06/05/2009 0952	
Prep Method: 3005A			Date Prepared:		06/01/2009 0801	
Antimony	4.0	U	ug/L	4.0	20	1.0
Arsenic	4.0	U	ug/L	4.0	10	1.0
Barium	2.0	U	ug/L	2.0	10	1.0
Beryllium	0.50	U	ug/L	0.50	2.0	1.0
Cadmium	1.0	U	ug/L	1.0	4.0	1.0
Chromium	2.0	U	ug/L	2.0	10	1.0
Cobalt	2.0	U	ug/L	2.0	10	1.0
Copper	2.9	U	ug/L	2.9	10	1.0
Iron	50	U	ug/L	50	200	1.0
Lead	2.0	U	ug/L	2.0	10	1.0
Nickel	2.0	U	ug/L	2.0	8.0	1.0
Selenium	5.0	U	ug/L	5.0	20	1.0
Silver	1.0	U	ug/L	1.0	4.0	1.0
Sodium	0.53		mg/L	0.31	0.50	1.0
Thallium	5.0	U	ug/L	5.0	20	1.0
Vanadium	2.5	U	ug/L	2.5	10	1.0
Zinc	5.0	U	ug/L	5.0	20	1.0
Method: 7470A			Date Analyzed:		06/02/2009 1753	
Prep Method: 7470A			Date Prepared:		06/02/2009 1129	
Mercury	0.12	I	ug/L	0.072	0.20	1.0
Method: 300.0			Date Analyzed:		06/02/2009 0339	
Chloride	0.20	U	mg/L	0.20	0.50	1.0

Mr. David S Adams
Hillsborough County
Solid Waste Management Department
601 East Kennedy Blvd
24th Floor County Center
Tampa, FL 33601

Job Number: 660-29435-1

Client Sample ID: Equipment Blank
Lab Sample ID: 660-29435-5

Date Sampled: 05/19/2009 1158
Date Received: 05/19/2009 1505
Client Matrix: Water

Analyte	Result/Qualifier		Unit	MDL	PQL	Dilution
Method: 350.1			Date Analyzed:		05/22/2009 1343	
Ammonia (as N)	0.073		mg/L	0.010	0.020	1.0
Method: 353.2			Date Analyzed:		05/20/2009 1051	
Nitrate as N	0.10	U	mg/L	0.10	0.50	1.0
Method: SM 2540C			Date Analyzed:		05/26/2009 1252	
Total Dissolved Solids	8.5		mg/L	5.0	5.0	1.0

Mr. David S Adams
Hillsborough County
Solid Waste Management Department
601 East Kennedy Blvd
24th Floor County Center
Tampa, FL 33601

Job Number: 660-29435-1

Client Sample ID: TH-22A
Lab Sample ID: 660-29435-6

Date Sampled: 05/19/2009 1239
Date Received: 05/19/2009 1505
Client Matrix: Water

Analyte	Result/Qualifier		Unit	MDL	PQL	Dilution
Method: 8260B			Date Analyzed:	05/20/2009 1907		
Prep Method: 5030B			Date Prepared:	05/20/2009 1907		
Acetone	9.9	U	ug/L	9.9	20	1.0
Acrylonitrile	1.2	U	ug/L	1.2	100	1.0
Benzene	0.50	U	ug/L	0.50	1.0	1.0
Bromochloromethane	0.58	U	ug/L	0.58	1.0	1.0
Bromodichloromethane	0.35	U	ug/L	0.35	1.0	1.0
Bromoform	0.58	U	ug/L	0.58	1.0	1.0
Bromomethane	2.5	U	ug/L	2.5	5.0	1.0
2-Butanone	8.4	U	ug/L	8.4	10	1.0
Carbon disulfide	0.85	U	ug/L	0.85	1.0	1.0
Carbon tetrachloride	0.42	U	ug/L	0.42	1.0	1.0
Chlorobenzene	0.63	U	ug/L	0.63	1.0	1.0
Chloroethane	2.5	U	ug/L	2.5	5.0	1.0
Chloromethane	1.0	U	ug/L	1.0	4.0	1.0
cis-1,2-Dichloroethene	0.65	U	ug/L	0.65	1.0	1.0
cis-1,3-Dichloropropene	0.14	U	ug/L	0.14	1.0	1.0
Dibromochloromethane	0.34	U	ug/L	0.34	1.0	1.0
Dibromomethane	0.41	U	ug/L	0.41	1.0	1.0
1,2-Dichlorobenzene	0.44	U	ug/L	0.44	1.0	1.0
1,4-Dichlorobenzene	0.52	U	ug/L	0.52	1.0	1.0
1,1-Dichloroethane	0.52	U	ug/L	0.52	1.0	1.0
1,2-Dichloroethane	0.57	U	ug/L	0.57	1.0	1.0
1,1-Dichloroethene	0.45	U	ug/L	0.45	1.0	1.0
1,2-Dichloropropane	0.52	U	ug/L	0.52	1.0	1.0
Ethylbenzene	0.44	U	ug/L	0.44	1.0	1.0
2-Hexanone	4.4	U	ug/L	4.4	10	1.0
Iodomethane	2.5	U	ug/L	2.5	5.0	1.0
Methylene Chloride	4.0	U	ug/L	4.0	5.0	1.0
4-Methyl-2-pentanone	3.8	U	ug/L	3.8	10	1.0
Styrene	0.98	U	ug/L	0.98	2.0	1.0
1,1,1,2-Tetrachloroethane	0.63	U	ug/L	0.63	1.0	1.0
1,1,2,2-Tetrachloroethane	0.15	U	ug/L	0.15	1.0	1.0
Tetrachloroethene	0.50	U	ug/L	0.50	1.0	1.0
Toluene	0.51	U	ug/L	0.51	1.0	1.0
trans-1,4-Dichloro-2-butene	2.5	U	ug/L	2.5	10	1.0
trans-1,2-Dichloroethene	0.44	U	ug/L	0.44	1.0	1.0
trans-1,3-Dichloropropene	0.14	U	ug/L	0.14	1.0	1.0
1,1,1-Trichloroethane	0.46	U	ug/L	0.46	1.0	1.0
1,1,2-Trichloroethane	0.47	U	ug/L	0.47	1.0	1.0
Trichloroethene	0.50	U	ug/L	0.50	1.0	1.0

Mr. David S Adams
Hillsborough County
Solid Waste Management Department
601 East Kennedy Blvd
24th Floor County Center
Tampa, FL 33601

Job Number: 660-29435-1

Client Sample ID: TH-22A
Lab Sample ID: 660-29435-6

Date Sampled: 05/19/2009 1239
Date Received: 05/19/2009 1505
Client Matrix: Water

Analyte	Result/Qualifier		Unit	MDL	PQL	Dilution
Trichlorofluoromethane	2.5	U	ug/L	2.5	5.0	1.0
Trichloromethane	0.90	U	ug/L	0.90	1.0	1.0
1,2,3-Trichloropropane	0.18	U	ug/L	0.18	1.0	1.0
Vinyl acetate	1.5	U	ug/L	1.5	10	1.0
Vinyl chloride	0.50	U	ug/L	0.50	1.0	1.0
Xylenes, Total	0.50	U	ug/L	0.50	3.0	1.0
Surrogate					Acceptance Limits	
4-Bromofluorobenzene	105		%		70 - 130	
Dibromofluoromethane	98		%		70 - 130	
Toluene-d8 (Surr)	103		%		70 - 130	
Method: 8011			Date Analyzed:	06/02/2009 2207		
Prep Method: 8011			Date Prepared:	06/02/2009 1330		
1,2-Dibromo-3-Chloropropane	0.0025	U	ug/L	0.0025	0.018	1.0
Ethylene Dibromide	0.0041	U	ug/L	0.0041	0.018	1.0
Method: Total Recoverable-6010B			Date Analyzed:	06/05/2009 0958		
Prep Method: 3005A			Date Prepared:	06/01/2009 0801		
Antimony	4.0	U	ug/L	4.0	20	1.0
Arsenic	4.0	U	ug/L	4.0	10	1.0
Barium	55		ug/L	2.0	10	1.0
Beryllium	0.50	U	ug/L	0.50	2.0	1.0
Cadmium	1.0	U	ug/L	1.0	4.0	1.0
Chromium	2.0	U	ug/L	2.0	10	1.0
Cobalt	2.0	U	ug/L	2.0	10	1.0
Copper	2.9	U	ug/L	2.9	10	1.0
Iron	390		ug/L	50	200	1.0
Lead	2.0	U	ug/L	2.0	10	1.0
Nickel	2.0	U	ug/L	2.0	8.0	1.0
Selenium	5.0	U	ug/L	5.0	20	1.0
Silver	1.0	U	ug/L	1.0	4.0	1.0
Sodium	4.7		mg/L	0.31	0.50	1.0
Thallium	5.0	U	ug/L	5.0	20	1.0
Vanadium	2.5	U	ug/L	2.5	10	1.0
Zinc	5.0	U	ug/L	5.0	20	1.0
Method: 7470A			Date Analyzed:	06/02/2009 1755		
Prep Method: 7470A			Date Prepared:	06/02/2009 1129		
Mercury	0.10	I	ug/L	0.072	0.20	1.0
Method: 300.0			Date Analyzed:	06/02/2009 0421		
Chloride	23		mg/L	0.20	0.50	1.0

Mr. David S Adams
Hillsborough County
Solid Waste Management Department
601 East Kennedy Blvd
24th Floor County Center
Tampa, FL 33601

Job Number: 660-29435-1

Client Sample ID: TH-22A
Lab Sample ID: 660-29435-6

Date Sampled: 05/19/2009 1239
Date Received: 05/19/2009 1505
Client Matrix: Water

Analyte	Result/Qualifier		Unit	MDL	PQL	Dilution
Method: 350.1			Date Analyzed:	05/22/2009 1344		
Ammonia (as N)	0.80		mg/L	0.010	0.020	1.0
Method: 353.2			Date Analyzed:	05/20/2009 1051		
Nitrate as N	0.10	U	mg/L	0.10	0.50	1.0
Method: SM 2540C			Date Analyzed:	05/26/2009 1252		
Total Dissolved Solids	170		mg/L	5.0	5.0	1.0

Mr. David S Adams
Hillsborough County
Solid Waste Management Department
601 East Kennedy Blvd
24th Floor County Center
Tampa, FL 33601

Job Number: 660-29435-1

Client Sample ID: TH-22A
Lab Sample ID: 660-29435-6

Date Sampled: 05/19/2009 1239
Date Received: 05/19/2009 1505
Client Matrix: Water

Analyte	Result/Qualifier	Unit	NONE	NONE	Dilution
Method: Field Sampling		Date Analyzed:	05/19/2009 1239		
Field pH	4.51	SU			1.0
Field Temperature	22.13	Degrees C			1.0
Oxygen, Dissolved	0.59	mg/L			1.0
Specific Conductance	258	umhos/cm			1.0
Turbidity	6.0	NTU			1.0

Mr. David S Adams
Hillsborough County
Solid Waste Management Department
601 East Kennedy Blvd
24th Floor County Center
Tampa, FL 33601

Job Number: 660-29435-1

Client Sample ID: Travel Blank
Lab Sample ID: 660-29435-7

Date Sampled: 05/19/2009 1056
Date Received: 05/19/2009 1505
Client Matrix: Water

Analyte	Result/Qualifier		Unit	MDL	PQL	Dilution
Method: 8260B			Date Analyzed:	05/20/2009 1650		
Prep Method: 5030B			Date Prepared:	05/20/2009 1650		
Acetone	9.9	U	ug/L	9.9	20	1.0
Acrylonitrile	1.2	U	ug/L	1.2	100	1.0
Benzene	0.50	U	ug/L	0.50	1.0	1.0
Bromochloromethane	0.58	U	ug/L	0.58	1.0	1.0
Bromodichloromethane	0.35	U	ug/L	0.35	1.0	1.0
Bromoform	0.58	U	ug/L	0.58	1.0	1.0
Bromomethane	2.5	U	ug/L	2.5	5.0	1.0
2-Butanone	8.4	U	ug/L	8.4	10	1.0
Carbon disulfide	0.85	U	ug/L	0.85	1.0	1.0
Carbon tetrachloride	0.42	U	ug/L	0.42	1.0	1.0
Chlorobenzene	0.63	U	ug/L	0.63	1.0	1.0
Chloroethane	2.5	U	ug/L	2.5	5.0	1.0
Chloromethane	1.0	U	ug/L	1.0	4.0	1.0
cis-1,2-Dichloroethene	0.65	U	ug/L	0.65	1.0	1.0
cis-1,3-Dichloropropene	0.14	U	ug/L	0.14	1.0	1.0
Dibromochloromethane	0.34	U	ug/L	0.34	1.0	1.0
Dibromomethane	0.41	U	ug/L	0.41	1.0	1.0
1,2-Dichlorobenzene	0.44	U	ug/L	0.44	1.0	1.0
1,4-Dichlorobenzene	0.52	U	ug/L	0.52	1.0	1.0
1,1-Dichloroethane	0.52	U	ug/L	0.52	1.0	1.0
1,2-Dichloroethane	0.57	U	ug/L	0.57	1.0	1.0
1,1-Dichloroethene	0.45	U	ug/L	0.45	1.0	1.0
1,2-Dichloropropane	0.52	U	ug/L	0.52	1.0	1.0
Ethylbenzene	0.44	U	ug/L	0.44	1.0	1.0
2-Hexanone	4.4	U	ug/L	4.4	10	1.0
Iodomethane	2.5	U	ug/L	2.5	5.0	1.0
Methylene Chloride	4.0	U	ug/L	4.0	5.0	1.0
4-Methyl-2-pentanone	3.8	U	ug/L	3.8	10	1.0
Styrene	0.98	U	ug/L	0.98	2.0	1.0
1,1,1,2-Tetrachloroethane	0.63	U	ug/L	0.63	1.0	1.0
1,1,2,2-Tetrachloroethane	0.15	U	ug/L	0.15	1.0	1.0
Tetrachloroethene	0.50	U	ug/L	0.50	1.0	1.0
Toluene	0.51	U	ug/L	0.51	1.0	1.0
trans-1,4-Dichloro-2-butene	2.5	U	ug/L	2.5	10	1.0
trans-1,2-Dichloroethene	0.44	U	ug/L	0.44	1.0	1.0
trans-1,3-Dichloropropene	0.14	U	ug/L	0.14	1.0	1.0
1,1,1-Trichloroethane	0.46	U	ug/L	0.46	1.0	1.0
1,1,2-Trichloroethane	0.47	U	ug/L	0.47	1.0	1.0
Trichloroethene	0.50	U	ug/L	0.50	1.0	1.0

Mr. David S Adams
Hillsborough County
Solid Waste Management Department
601 East Kennedy Blvd
24th Floor County Center
Tampa, FL 33601

Job Number: 660-29435-1

Client Sample ID: Travel Blank
Lab Sample ID: 660-29435-7

Date Sampled: 05/19/2009 1056
Date Received: 05/19/2009 1505
Client Matrix: Water

Analyte	Result/Qualifier		Unit	MDL	PQL	Dilution
Trichlorofluoromethane	2.5	U	ug/L	2.5	5.0	1.0
Trichloromethane	0.90	U	ug/L	0.90	1.0	1.0
1,2,3-Trichloropropane	0.18	U	ug/L	0.18	1.0	1.0
Vinyl acetate	1.5	U	ug/L	1.5	10	1.0
Vinyl chloride	0.50	U	ug/L	0.50	1.0	1.0
Xylenes, Total	0.50	U	ug/L	0.50	3.0	1.0

Surrogate			Acceptance Limits
4-Bromofluorobenzene	106	%	70 - 130
Dibromofluoromethane	99	%	70 - 130
Toluene-d8 (Surr)	100	%	70 - 130

DATA REPORTING QUALIFIERS

Client: Hillsborough County

Job Number: 660-29435-1

Lab Section	Qualifier	Description
GC/MS VOA		
	J3	Estimated value; value may not be accurate. Spike recovery or RPD outside of criteria.
	U	Indicates that the compound was analyzed for but not detected.
GC Semi VOA		
	U	Indicates that the compound was analyzed for but not detected.
Metals		
	J3	Estimated value; value may not be accurate. Spike recovery or RPD outside of criteria.
	U	Indicates that the compound was analyzed for but not detected.
	I	The reported value is between the laboratory method detection limit and the laboratory practical quantitation limit.
General Chemistry		
	J3	Estimated value; value may not be accurate. Spike recovery or RPD outside of criteria.
	U	Indicates that the compound was analyzed for but not detected.

Quality Control Results

Client: Hillsborough County

Job Number: 660-29435-1

Method Blank - Batch: 660-79451

Method: 8260B
Preparation: 5030B

Lab Sample ID: MB 660-79451/3
Client Matrix: Water
Dilution: 1.0
Date Analyzed: 05/20/2009 1218
Date Prepared: 05/20/2009 1218

Analysis Batch: 660-79451
Prep Batch: N/A
Units: ug/L

Instrument ID: BVMJ GC/MS
Lab File ID: 1JE2010.D
Initial Weight/Volume: 5 mL
Final Weight/Volume: 5 mL

Analyte	Result	Qual	MDL	PQL
Acetone	9.9	U	9.9	20
Acrylonitrile	1.2	U	1.2	100
Benzene	0.50	U	0.50	1.0
Bromochloromethane	0.58	U	0.58	1.0
Bromodichloromethane	0.35	U	0.35	1.0
Bromoform	0.58	U	0.58	1.0
Bromomethane	2.5	U	2.5	5.0
2-Butanone	8.4	U	8.4	10
Carbon disulfide	0.85	U	0.85	1.0
Carbon tetrachloride	0.42	U	0.42	1.0
Chlorobenzene	0.63	U	0.63	1.0
Chloroethane	2.5	U	2.5	5.0
Chloromethane	1.0	U	1.0	4.0
cis-1,2-Dichloroethene	0.65	U	0.65	1.0
cis-1,3-Dichloropropene	0.14	U	0.14	1.0
Dibromochloromethane	0.34	U	0.34	1.0
Dibromomethane	0.41	U	0.41	1.0
1,2-Dichlorobenzene	0.44	U	0.44	1.0
1,4-Dichlorobenzene	0.52	U	0.52	1.0
1,1-Dichloroethane	0.52	U	0.52	1.0
1,2-Dichloroethane	0.57	U	0.57	1.0
1,1-Dichloroethene	0.45	U	0.45	1.0
1,2-Dichloropropane	0.52	U	0.52	1.0
Ethylbenzene	0.44	U	0.44	1.0
2-Hexanone	4.4	U	4.4	10
Iodomethane	2.5	U	2.5	5.0
Methylene Chloride	4.0	U	4.0	5.0
4-Methyl-2-pentanone	3.8	U	3.8	10
Styrene	0.98	U	0.98	2.0
1,1,1,2-Tetrachloroethane	0.63	U	0.63	1.0
1,1,2,2-Tetrachloroethane	0.15	U	0.15	1.0
Tetrachloroethene	0.50	U	0.50	1.0
Toluene	0.51	U	0.51	1.0
trans-1,4-Dichloro-2-butene	2.5	U	2.5	10
trans-1,2-Dichloroethene	0.44	U	0.44	1.0
trans-1,3-Dichloropropene	0.14	U	0.14	1.0
1,1,1-Trichloroethane	0.46	U	0.46	1.0
1,1,2-Trichloroethane	0.47	U	0.47	1.0
Trichloroethene	0.50	U	0.50	1.0
Trichlorofluoromethane	2.5	U	2.5	5.0
Trichloromethane	0.90	U	0.90	1.0

Calculations are performed before rounding to avoid round-off errors in calculated results.

Quality Control Results

Client: Hillsborough County

Job Number: 660-29435-1

Method Blank - Batch: 660-79451

Method: 8260B
Preparation: 5030B

Lab Sample ID: MB 660-79451/3
Client Matrix: Water
Dilution: 1.0
Date Analyzed: 05/20/2009 1218
Date Prepared: 05/20/2009 1218

Analysis Batch: 660-79451
Prep Batch: N/A
Units: ug/L

Instrument ID: BVMJ GC/MS
Lab File ID: 1JE2010.D
Initial Weight/Volume: 5 mL
Final Weight/Volume: 5 mL

Analyte	Result	Qual	MDL	PQL
1,2,3-Trichloropropane	0.18	U	0.18	1.0
Vinyl acetate	1.5	U	1.5	10
Vinyl chloride	0.50	U	0.50	1.0
Xylenes, Total	0.50	U	0.50	3.0

Surrogate	% Rec	Acceptance Limits
4-Bromofluorobenzene	105	70 - 130
Dibromofluoromethane	95	70 - 130
Toluene-d8 (Surr)	100	70 - 130

Lab Control Sample - Batch: 660-79451

Method: 8260B
Preparation: 5030B

Lab Sample ID: LCS 660-79451/1
Client Matrix: Water
Dilution: 1.0
Date Analyzed: 05/20/2009 1018
Date Prepared: 05/20/2009 1018

Analysis Batch: 660-79451
Prep Batch: N/A
Units: ug/L

Instrument ID: BVMJ GC/MS
Lab File ID: 1JE2005.D
Initial Weight/Volume: 5 mL
Final Weight/Volume: 5 mL

Analyte	Spike Amount	Result	% Rec.	Limit	Qual
Benzene	20.0	18.9	94	64 - 140	
Chlorobenzene	20.0	18.3	92	70 - 130	
1,1-Dichloroethene	20.0	16.0	80	51 - 157	
Toluene	20.0	18.2	91	70 - 131	
Trichloroethene	20.0	17.2	86	59 - 142	

Calculations are performed before rounding to avoid round-off errors in calculated results.

Quality Control Results

Client: Hillsborough County

Job Number: 660-29435-1

Matrix Spike/
Matrix Spike Duplicate Recovery Report - Batch: 660-79451

Method: 8260B
Preparation: 5030B

MS Lab Sample ID:	660-29431-B-5 MS	Analysis Batch: 660-79451	Instrument ID: BVMJ GC/MS
Client Matrix:	Water	Prep Batch: N/A	Lab File ID: 1JE2020.D
Dilution:	40		Initial Weight/Volume: 5 mL
Date Analyzed:	05/20/2009 1604		Final Weight/Volume: 5 mL
Date Prepared:	05/20/2009 1604		

MSD Lab Sample ID:	660-29431-B-5 MSD	Analysis Batch: 660-79451	Instrument ID: BVMJ GC/MS
Client Matrix:	Water	Prep Batch: N/A	Lab File ID: 1JE2021.D
Dilution:	40		Initial Weight/Volume: 5 mL
Date Analyzed:	05/20/2009 1627		Final Weight/Volume: 5 mL
Date Prepared:	05/20/2009 1627		

	% Rec.						
Analyte	MS	MSD	Limit	RPD	RPD Limit	MS Qual	MSD Qual
Benzene	91	95	64 - 140	4	30		
Chlorobenzene	92	91	70 - 130	1	30		
1,1-Dichloroethene	70	76	51 - 157	5	30		
Toluene	91	91	70 - 131	0	30		
Trichloroethene	30	47	59 - 142	4	30	J3	J3

Calculations are performed before rounding to avoid round-off errors in calculated results.

Quality Control Results

Client: Hillsborough County

Job Number: 660-29435-1

Method Blank - Batch: 640-57273

Method: 8011
Preparation: 8011

Lab Sample ID: MB 640-57273/11-A
Client Matrix: Water
Dilution: 1.0
Date Analyzed: 06/02/2009 1858
Date Prepared: 06/02/2009 1330

Analysis Batch: 640-57328
Prep Batch: 640-57273
Units: ug/L

Instrument ID: SGL HP6890
Lab File ID: 1F02L012.D
Initial Weight/Volume: 35 mL
Final Weight/Volume: 2.0 mL
Injection Volume: 2 uL
Column ID: PRIMARY

Analyte	Result	Qual	MDL	PQL
1,2-Dibromo-3-Chloropropane	0.0027	U	0.0027	0.020
Ethylene Dibromide	0.0044	U	0.0044	0.020

Surrogate	% Rec	Acceptance Limits
1,1,1,2-Tetrachloroethane	101	56 - 144

Lab Control Sample/ Lab Control Sample Duplicate Recovery Report - Batch: 640-57273

Method: 8011
Preparation: 8011

LCS Lab Sample ID: LCS 640-57273/12-A
Client Matrix: Water
Dilution: 1.0
Date Analyzed: 06/02/2009 1911
Date Prepared: 06/02/2009 1330

Analysis Batch: 640-57328
Prep Batch: 640-57273
Units: ug/L

Instrument ID: SGL HP6890
Lab File ID: 1F02L013.D
Initial Weight/Volume: 35 mL
Final Weight/Volume: 2.0 mL
Injection Volume: 2 uL
Column ID: PRIMARY

LCSD Lab Sample ID: LCSD 640-57273/13-A
Client Matrix: Water
Dilution: 1.0
Date Analyzed: 06/02/2009 1925
Date Prepared: 06/02/2009 1330

Analysis Batch: 640-57328
Prep Batch: 640-57273
Units: ug/L

Instrument ID: SGL HP6890
Lab File ID: 1F02L014.D
Initial Weight/Volume: 35 mL
Final Weight/Volume: 2.0 mL
Injection Volume: 2 uL
Column ID: PRIMARY

Analyte	% Rec. LCS	% Rec. LCSD	Limit	RPD	RPD Limit	LCS Qual	LCSD Qual
1,2-Dibromo-3-Chloropropane	116	116	89 - 132	0	11		
Ethylene Dibromide	104	105	85 - 118	0	12		

Surrogate	LCS % Rec	LCSD % Rec	Acceptance Limits
1,1,1,2-Tetrachloroethane	95	99	56 - 144

Calculations are performed before rounding to avoid round-off errors in calculated results.

Quality Control Results

Client: Hillsborough County

Job Number: 660-29435-1

Matrix Spike/
Matrix Spike Duplicate Recovery Report - Batch: 640-57273

Method: 8011
Preparation: 8011

MS Lab Sample ID:	640-22232-L-1-C MS	Analysis Batch: 640-57328	Instrument ID: SGL HP6890
Client Matrix:	Water	Prep Batch: 640-57273	Lab File ID: 1F02L015.D
Dilution:	1.0		Initial Weight/Volume: 17.5 mL
Date Analyzed:	06/02/2009 1938		Final Weight/Volume: 2.0 mL
Date Prepared:	06/02/2009 1330		Injection Volume: 2 uL
			Column ID: PRIMARY
MSD Lab Sample ID:	640-22232-L-1-B MSD	Analysis Batch: 640-57328	Instrument ID: SGL HP6890
Client Matrix:	Water	Prep Batch: 640-57273	Lab File ID: 1F02L016.D
Dilution:	1.0		Initial Weight/Volume: 17.5 mL
Date Analyzed:	06/02/2009 1952		Final Weight/Volume: 2.0 mL
Date Prepared:	06/02/2009 1330		Injection Volume: 2 uL
			Column ID: PRIMARY

	% Rec.						
Analyte	MS	MSD	Limit	RPD	RPD Limit	MS Qual	MSD Qual
1,2-Dibromo-3-Chloropropane	123	113	89 - 132	8	11		
Ethylene Dibromide	106	106	85 - 118	0	12		

Surrogate	MS % Rec	MSD % Rec	Acceptance Limits
1,1,1,2-Tetrachloroethane	101	96	56 - 144

Calculations are performed before rounding to avoid round-off errors in calculated results.

Quality Control Results

Client: Hillsborough County

Job Number: 660-29435-1

Method Blank - Batch: 660-79826

Method: 6010B
Preparation: 3005A
Total Recoverable

Lab Sample ID: MB 660-79826/1-A
Client Matrix: Water
Dilution: 1.0
Date Analyzed: 06/04/2009 1031
Date Prepared: 06/01/2009 0801

Analysis Batch: 660-80073
Prep Batch: 660-79826
Units: mg/L

Instrument ID: TJA ICP TRACE
Lab File ID: 9F04A
Initial Weight/Volume: 50 mL
Final Weight/Volume: 50 mL

Analyte	Result	Qual	MDL	PQL
Sodium	0.31	U	0.31	0.50

Method Blank - Batch: 660-79826

Method: 6010B
Preparation: 3005A
Total Recoverable

Lab Sample ID: MB 660-79826/1-A
Client Matrix: Water
Dilution: 1.0
Date Analyzed: 06/04/2009 1031
Date Prepared: 06/01/2009 0801

Analysis Batch: 660-80073
Prep Batch: 660-79826
Units: ug/L

Instrument ID: TJA ICP TRACE
Lab File ID: 9F04A
Initial Weight/Volume: 50 mL
Final Weight/Volume: 50 mL

Analyte	Result	Qual	MDL	PQL
Antimony	4.0	U	4.0	20
Arsenic	4.0	U	4.0	10
Barium	2.0	U	2.0	10
Beryllium	0.50	U	0.50	2.0
Cadmium	1.0	U	1.0	4.0
Chromium	2.0	U	2.0	10
Cobalt	2.0	U	2.0	10
Copper	2.9	U	2.9	10
Iron	50	U	50	200
Lead	2.0	U	2.0	10
Nickel	2.0	U	2.0	8.0
Selenium	5.0	U	5.0	20
Silver	1.0	U	1.0	4.0
Thallium	5.0	U	5.0	20
Vanadium	2.5	U	2.5	10
Zinc	5.0	U	5.0	20

Calculations are performed before rounding to avoid round-off errors in calculated results.

Quality Control Results

Client: Hillsborough County

Job Number: 660-29435-1

Lab Control Sample - Batch: 660-79826

Method: 6010B
Preparation: 3005A
Total Recoverable

Lab Sample ID: LCS 660-79826/2-A
Client Matrix: Water
Dilution: 1.0
Date Analyzed: 06/04/2009 1037
Date Prepared: 06/01/2009 0801

Analysis Batch: 660-80073
Prep Batch: 660-79826
Units: mg/L

Instrument ID: TJA ICP TRACE
Lab File ID: 9F04A
Initial Weight/Volume: 50 mL
Final Weight/Volume: 50 mL

Analyte	Spike Amount	Result	% Rec.	Limit	Qual
Sodium	10.0	10.3	103	75 - 125	

Lab Control Sample - Batch: 660-79826

Method: 6010B
Preparation: 3005A
Total Recoverable

Lab Sample ID: LCS 660-79826/2-A
Client Matrix: Water
Dilution: 1.0
Date Analyzed: 06/04/2009 1037
Date Prepared: 06/01/2009 0801

Analysis Batch: 660-80073
Prep Batch: 660-79826
Units: ug/L

Instrument ID: TJA ICP TRACE
Lab File ID: 9F04A
Initial Weight/Volume: 50 mL
Final Weight/Volume: 50 mL

Analyte	Spike Amount	Result	% Rec.	Limit	Qual
Antimony	1000	953	95	75 - 125	
Arsenic	1000	984	98	75 - 125	
Barium	1000	1010	101	75 - 125	
Beryllium	1000	963	96	75 - 125	
Cadmium	1000	980	98	75 - 125	
Chromium	990	933	94	75 - 125	
Cobalt	1000	938	94	75 - 125	
Copper	1000	1060	106	75 - 125	
Iron	1000	992	99	75 - 125	
Lead	1000	987	99	75 - 125	
Nickel	1000	970	97	75 - 125	
Selenium	1000	957	96	75 - 125	
Silver	1000	980	98	75 - 125	
Thallium	1000	986	99	75 - 125	
Vanadium	1000	987	99	75 - 125	
Zinc	1000	928	93	75 - 125	

Calculations are performed before rounding to avoid round-off errors in calculated results.

Quality Control Results

Client: Hillsborough County

Job Number: 660-29435-1

Matrix Spike/
Matrix Spike Duplicate Recovery Report - Batch: 660-79826

Method: 6010B
Preparation: 3005A
Dissolved

MS Lab Sample ID:	660-29623-A-1-B MS	Analysis Batch: 660-80073	Instrument ID: TJA ICP TRACE
Client Matrix:	Water	Prep Batch: 660-79826	Lab File ID: 9F04A
Dilution:	1.0		Initial Weight/Volume: 50 mL
Date Analyzed:	06/04/2009 1054		Final Weight/Volume: 50 mL
Date Prepared:	06/01/2009 0801		

MSD Lab Sample ID:	660-29623-A-1-C MSD	Analysis Batch: 660-80073	Instrument ID: TJA ICP TRACE
Client Matrix:	Water	Prep Batch: 660-79826	Lab File ID: 9F04A
Dilution:	1.0		Initial Weight/Volume: 50 mL
Date Analyzed:	06/04/2009 1100		Final Weight/Volume: 50 mL
Date Prepared:	06/01/2009 0801		

	% Rec.						
Analyte	MS	MSD	Limit	RPD	RPD Limit	MS Qual	MSD Qual
Sodium	254	297	75 - 125	2	20	J3	J3

Calculations are performed before rounding to avoid round-off errors in calculated results.

Quality Control Results

Client: Hillsborough County

Job Number: 660-29435-1

Matrix Spike/
Matrix Spike Duplicate Recovery Report - Batch: 660-79826

Method: 6010B
Preparation: 3005A
Dissolved

MS Lab Sample ID:	660-29623-A-1-B MS	Analysis Batch: 660-80073	Instrument ID: TJA ICP TRACE
Client Matrix:	Water	Prep Batch: 660-79826	Lab File ID: 9F04A
Dilution:	1.0		Initial Weight/Volume: 50 mL
Date Analyzed:	06/04/2009 1054		Final Weight/Volume: 50 mL
Date Prepared:	06/01/2009 0801		

MSD Lab Sample ID:	660-29623-A-1-C MSD	Analysis Batch: 660-80073	Instrument ID: TJA ICP TRACE
Client Matrix:	Water	Prep Batch: 660-79826	Lab File ID: 9F04A
Dilution:	1.0		Initial Weight/Volume: 50 mL
Date Analyzed:	06/04/2009 1100		Final Weight/Volume: 50 mL
Date Prepared:	06/01/2009 0801		

Analyte	% Rec. MS	% Rec. MSD	Limit	RPD	RPD Limit	MS Qual	MSD Qual
Antimony	102	102	75 - 125	0	20		
Arsenic	104	104	75 - 125	0	20		
Barium	105	106	75 - 125	1	20		
Beryllium	97	95	75 - 125	2	20		
Cadmium	96	95	75 - 125	2	20		
Chromium	93	91	75 - 125	2	20		
Cobalt	93	92	75 - 125	2	20		
Copper	113	114	75 - 125	1	20		
Iron	90	79	75 - 125	1	20		
Lead	98	98	75 - 125	0	20		
Nickel	96	94	75 - 125	2	20		
Selenium	102	103	75 - 125	1	20		
Silver	103	102	75 - 125	1	20		
Thallium	102	102	75 - 125	0	20		
Vanadium	101	99	75 - 125	1	20		
Zinc	84	81	75 - 125	3	20		

Calculations are performed before rounding to avoid round-off errors in calculated results.

Quality Control Results

Client: Hillsborough County

Job Number: 660-29435-1

Method Blank - Batch: 660-79914

Method: 7470A
Preparation: 7470A

Lab Sample ID: MB 660-79914/1-A
Client Matrix: Water
Dilution: 1.0
Date Analyzed: 06/02/2009 1642
Date Prepared: 06/02/2009 1129

Analysis Batch: 660-79960
Prep Batch: 660-79914
Units: ug/L

Instrument ID: Hg Analyzer
Lab File ID: N/A
Initial Weight/Volume: 25 mL
Final Weight/Volume: 25 mL

Analyte	Result	Qual	MDL	PQL
Mercury	0.072	U	0.072	0.20

Lab Control Sample - Batch: 660-79914

Method: 7470A
Preparation: 7470A

Lab Sample ID: LCS 660-79914/2-A
Client Matrix: Water
Dilution: 1.0
Date Analyzed: 06/02/2009 1644
Date Prepared: 06/02/2009 1129

Analysis Batch: 660-79960
Prep Batch: 660-79914
Units: ug/L

Instrument ID: Hg Analyzer
Lab File ID: N/A
Initial Weight/Volume: 25 mL
Final Weight/Volume: 25 mL

Analyte	Spike Amount	Result	% Rec.	Limit	Qual
Mercury	1.00	0.998	100	80 - 120	

Matrix Spike/ Matrix Spike Duplicate Recovery Report - Batch: 660-79914

Method: 7470A
Preparation: 7470A

MS Lab Sample ID: 660-29435-1
Client Matrix: Water
Dilution: 1.0
Date Analyzed: 06/02/2009 1650
Date Prepared: 06/02/2009 1129

Analysis Batch: 660-79960
Prep Batch: 660-79914

Instrument ID: Hg Analyzer
Lab File ID: N/A
Initial Weight/Volume: 25 mL
Final Weight/Volume: 25 mL

MSD Lab Sample ID: 660-29435-1
Client Matrix: Water
Dilution: 1.0
Date Analyzed: 06/02/2009 1652
Date Prepared: 06/02/2009 1129

Analysis Batch: 660-79960
Prep Batch: 660-79914

Instrument ID: Hg Analyzer
Lab File ID: N/A
Initial Weight/Volume: 25 mL
Final Weight/Volume: 25 mL

Analyte	% Rec. MS	% Rec. MSD	Limit	RPD	RPD Limit	MS Qual	MSD Qual
Mercury	96	81	80 - 120	17	20		

Calculations are performed before rounding to avoid round-off errors in calculated results.

Quality Control Results

Client: Hillsborough County

Job Number: 660-29435-1

Method Blank - Batch: 660-79941

Method: 300.0
Preparation: N/A

Lab Sample ID: MB 660-79941/3
Client Matrix: Water
Dilution: 1.0
Date Analyzed: 06/01/2009 1538
Date Prepared: N/A

Analysis Batch: 660-79941
Prep Batch: N/A
Units: mg/L

Instrument ID: ICS 2000
Lab File ID: N/A
Initial Weight/Volume:
Final Weight/Volume: 5 mL

Analyte	Result	Qual	MDL	PQL
Chloride	0.20	U	0.20	0.50

Lab Control Sample - Batch: 660-79941

Method: 300.0
Preparation: N/A

Lab Sample ID: LCS 660-79941/4
Client Matrix: Water
Dilution: 1.0
Date Analyzed: 06/01/2009 1620
Date Prepared: N/A

Analysis Batch: 660-79941
Prep Batch: N/A
Units: mg/L

Instrument ID: ICS 2000
Lab File ID: N/A
Initial Weight/Volume:
Final Weight/Volume: 5 mL

Analyte	Spike Amount	Result	% Rec.	Limit	Qual
Chloride	10.0	10.3	103	90 - 110	

Matrix Spike/ Matrix Spike Duplicate Recovery Report - Batch: 660-79941

Method: 300.0
Preparation: N/A

MS Lab Sample ID: 660-29564-A-1 MS
Client Matrix: Water
Dilution: 2.0
Date Analyzed: 06/01/2009 1745
Date Prepared: N/A

Analysis Batch: 660-79941
Prep Batch: N/A

Instrument ID: ICS 2000
Lab File ID: N/A
Initial Weight/Volume:
Final Weight/Volume: 5 mL

MSD Lab Sample ID: 660-29564-A-1 MSD
Client Matrix: Water
Dilution: 2.0
Date Analyzed: 06/01/2009 1827
Date Prepared: N/A

Analysis Batch: 660-79941
Prep Batch: N/A

Instrument ID: ICS 2000
Lab File ID: N/A
Initial Weight/Volume:
Final Weight/Volume: 5 mL

Analyte	% Rec. MS	% Rec. MSD	Limit	RPD	RPD Limit	MS Qual	MSD Qual
Chloride	103	103	90 - 110	0	30		

Calculations are performed before rounding to avoid round-off errors in calculated results.

Quality Control Results

Client: Hillsborough County

Job Number: 660-29435-1

Method Blank - Batch: 660-79511

Method: 350.1
Preparation: N/A

Lab Sample ID: MB 660-79511/11
Client Matrix: Water
Dilution: 1.0
Date Analyzed: 05/22/2009 1321
Date Prepared: N/A

Analysis Batch: 660-79511
Prep Batch: N/A
Units: mg/L

Instrument ID: Autoanalyzer
Lab File ID: N/A
Initial Weight/Volume: 1.0 mL
Final Weight/Volume: 1.0 mL

Analyte	Result	Qual	MDL	PQL
Ammonia (as N)	0.010	U	0.010	0.020

Lab Control Sample - Batch: 660-79511

Method: 350.1
Preparation: N/A

Lab Sample ID: LCS 660-79511/12
Client Matrix: Water
Dilution: 1.0
Date Analyzed: 05/22/2009 1322
Date Prepared: N/A

Analysis Batch: 660-79511
Prep Batch: N/A
Units: mg/L

Instrument ID: Autoanalyzer
Lab File ID: N/A
Initial Weight/Volume: 1.0 mL
Final Weight/Volume: 10 mL

Analyte	Spike Amount	Result	% Rec.	Limit	Qual
Ammonia (as N)	0.500	0.503	101	90 - 110	

Matrix Spike/ Matrix Spike Duplicate Recovery Report - Batch: 660-79511

Method: 350.1
Preparation: N/A

MS Lab Sample ID: 660-29418-E-1 MS
Client Matrix: Water
Dilution: 1.0
Date Analyzed: 05/22/2009 1328
Date Prepared: N/A

Analysis Batch: 660-79511
Prep Batch: N/A

Instrument ID: Autoanalyzer
Lab File ID: N/A
Initial Weight/Volume: 1.0 mL
Final Weight/Volume: 10 mL

MSD Lab Sample ID: 660-29418-E-1 MSD
Client Matrix: Water
Dilution: 1.0
Date Analyzed: 05/22/2009 1329
Date Prepared: N/A

Analysis Batch: 660-79511
Prep Batch: N/A

Instrument ID: Autoanalyzer
Lab File ID: N/A
Initial Weight/Volume: 1.0 mL
Final Weight/Volume: 10 mL

Analyte	% Rec. MS	% Rec. MSD	Limit	RPD	RPD Limit	MS Qual	MSD Qual
Ammonia (as N)	103	103	90 - 110	0	30		

Calculations are performed before rounding to avoid round-off errors in calculated results.

Quality Control Results

Client: Hillsborough County

Job Number: 660-29435-1

Method Blank - Batch: 660-79393

Method: 353.2
Preparation: N/A

Lab Sample ID: MB 660-79393/1
Client Matrix: Water
Dilution: 1.0
Date Analyzed: 05/20/2009 1051
Date Prepared: N/A

Analysis Batch: 660-79393
Prep Batch: N/A
Units: mg/L

Instrument ID: No Equipment Assigned
Lab File ID: N/A
Initial Weight/Volume: 50 mL
Final Weight/Volume: 50 mL

Analyte	Result	Qual	MDL	PQL
Nitrate Nitrite as N	0.10	U	0.10	0.50
Nitrite as N	0.10	U	0.10	0.50
Nitrate as N	0.10	U	0.10	0.50

Lab Control Sample - Batch: 660-79393

Method: 353.2
Preparation: N/A

Lab Sample ID: LCS 660-79393/2
Client Matrix: Water
Dilution: 1.0
Date Analyzed: 05/20/2009 1051
Date Prepared: N/A

Analysis Batch: 660-79393
Prep Batch: N/A
Units: mg/L

Instrument ID: No Equipment Assigned
Lab File ID: N/A
Initial Weight/Volume: 100 mL
Final Weight/Volume: 100 mL

Analyte	Spike Amount	Result	% Rec.	Limit	Qual
Nitrate Nitrite as N	1.00	1.04	104	90 - 110	
Nitrite as N	1.00	0.991	99	90 - 110	

Calculations are performed before rounding to avoid round-off errors in calculated results.

Quality Control Results

Client: Hillsborough County

Job Number: 660-29435-1

Matrix Spike/
Matrix Spike Duplicate Recovery Report - Batch: 660-79393

Method: 353.2
Preparation: N/A

MS Lab Sample ID:	660-29435-1	Analysis Batch: 660-79393	Instrument ID: No Equipment Assigned
Client Matrix:	Water	Prep Batch: N/A	Lab File ID: N/A
Dilution:	1.0		Initial Weight/Volume: 50 mL
Date Analyzed:	05/20/2009 1051		Final Weight/Volume: 50 mL
Date Prepared:	N/A		

MSD Lab Sample ID:	660-29435-1	Analysis Batch: 660-79393	Instrument ID: No Equipment Assigned
Client Matrix:	Water	Prep Batch: N/A	Lab File ID: N/A
Dilution:	1.0		Initial Weight/Volume: 50 mL
Date Analyzed:	05/20/2009 1051		Final Weight/Volume: 50 mL
Date Prepared:	N/A		

	% Rec.						
Analyte	MS	MSD	Limit	RPD	RPD Limit	MS Qual	MSD Qual
Nitrate Nitrite as N	114	114	90 - 110	0	30	J3	J3
Nitrite as N	109	107	90 - 110	2	30		

Calculations are performed before rounding to avoid round-off errors in calculated results.

Quality Control Results

Client: Hillsborough County

Job Number: 660-29435-1

Method Blank - Batch: 640-57002

Method: SM 2540C
Preparation: N/A

Lab Sample ID: MB 640-57002/1
Client Matrix: Water
Dilution: 1.0
Date Analyzed: 05/26/2009 1107
Date Prepared: N/A

Analysis Batch: 640-57002
Prep Batch: N/A
Units: mg/L

Instrument ID: No Equipment Assigned
Lab File ID: N/A
Initial Weight/Volume: 200 mL
Final Weight/Volume: 200 mL

Analyte	Result	Qual	MDL	PQL
Total Dissolved Solids	5.0	U	5.0	5.0

Lab Control Sample/ Lab Control Sample Duplicate Recovery Report - Batch: 640-57002

Method: SM 2540C
Preparation: N/A

LCS Lab Sample ID: LCS 640-57002/2
Client Matrix: Water
Dilution: 1.0
Date Analyzed: 05/26/2009 1107
Date Prepared: N/A

Analysis Batch: 640-57002
Prep Batch: N/A
Units: mg/L

Instrument ID: No Equipment Assigned
Lab File ID: N/A
Initial Weight/Volume: 100 mL
Final Weight/Volume: 200 mL

LCSD Lab Sample ID: LCSD 640-57002/3
Client Matrix: Water
Dilution: 1.0
Date Analyzed: 05/26/2009 1107
Date Prepared: N/A

Analysis Batch: 640-57002
Prep Batch: N/A
Units: mg/L

Instrument ID: No Equipment Assigned
Lab File ID: N/A
Initial Weight/Volume: 100 mL
Final Weight/Volume: 200 mL

Analyte	% Rec. LCS	% Rec. LCSD	Limit	RPD	RPD Limit	LCS Qual	LCSD Qual
Total Dissolved Solids	90	96	80 - 120	6	25		

Calculations are performed before rounding to avoid round-off errors in calculated results.

Quality Control Results

Client: Hillsborough County

Job Number: 660-29435-1

Duplicate - Batch: 640-57002

Method: SM 2540C
Preparation: N/A

Lab Sample ID: 640-22122-F-3 DU
Client Matrix: Water
Dilution: 1.0
Date Analyzed: 05/26/2009 1107
Date Prepared: N/A

Analysis Batch: 640-57002
Prep Batch: N/A
Units: mg/L

Instrument ID: No Equipment Assigned
Lab File ID: N/A
Initial Weight/Volume: 100 mL
Final Weight/Volume: 200 mL

Analyte	Sample Result/Qual	Result	RPD	Limit	Qual
Total Dissolved Solids	450	446	0	25	

Calculations are performed before rounding to avoid round-off errors in calculated results.

Quality Control Results

Client: Hillsborough County

Job Number: 660-29435-1

Method Blank - Batch: 640-57015

Method: SM 2540C
Preparation: N/A

Lab Sample ID: MB 640-57015/1
Client Matrix: Water
Dilution: 1.0
Date Analyzed: 05/26/2009 1252
Date Prepared: N/A

Analysis Batch: 640-57015
Prep Batch: N/A
Units: mg/L

Instrument ID: No Equipment Assigned
Lab File ID: N/A
Initial Weight/Volume: 200 mL
Final Weight/Volume: 200 mL

Analyte	Result	Qual	MDL	PQL
Total Dissolved Solids	5.0	U	5.0	5.0

Lab Control Sample/ Lab Control Sample Duplicate Recovery Report - Batch: 640-57015

Method: SM 2540C
Preparation: N/A

LCS Lab Sample ID: LCS 640-57015/2
Client Matrix: Water
Dilution: 1.0
Date Analyzed: 05/26/2009 1252
Date Prepared: N/A

Analysis Batch: 640-57015
Prep Batch: N/A
Units: mg/L

Instrument ID: No Equipment Assigned
Lab File ID: N/A
Initial Weight/Volume: 100 mL
Final Weight/Volume: 200 mL

LCSD Lab Sample ID: LCSD 640-57015/3
Client Matrix: Water
Dilution: 1.0
Date Analyzed: 05/26/2009 1252
Date Prepared: N/A

Analysis Batch: 640-57015
Prep Batch: N/A
Units: mg/L

Instrument ID: No Equipment Assigned
Lab File ID: N/A
Initial Weight/Volume: 100 mL
Final Weight/Volume: 200 mL

Analyte	% Rec. LCS	% Rec. LCSD	Limit	RPD	RPD Limit	LCS Qual	LCSD Qual
Total Dissolved Solids	99	101	80 - 120	2	25		

Calculations are performed before rounding to avoid round-off errors in calculated results.

Quality Control Results

Client: Hillsborough County

Job Number: 660-29435-1

Duplicate - Batch: 640-57015

Method: SM 2540C
Preparation: N/A

Lab Sample ID: 660-29466-A-1 DU
Client Matrix: Water
Dilution: 1.0
Date Analyzed: 05/26/2009 1252
Date Prepared: N/A

Analysis Batch: 640-57015
Prep Batch: N/A
Units: mg/L

Instrument ID: No Equipment Assigned
Lab File ID: N/A
Initial Weight/Volume: 100 mL
Final Weight/Volume: 200 mL

Analyte	Sample Result/Qual	Result	RPD	Limit	Qual
Total Dissolved Solids	720	750	4	25	

Calculations are performed before rounding to avoid round-off errors in calculated results.

TestAmerica

THE LEADER IN ENVIRONMENTAL TESTING

6060 - 09435

HILLSBOROUGH COUNTY DEPT. OF SOLID WASTE COC SHEET

SOUTHEAST LANDFILL WELL MONITORING PROGRAM

PRECLEANED SAMPLE CONTAINERS: DATE | TIME

RELINQUISHED BY: [signature] REP. OF CONTRACT LAB. 5-14-09 1020

ACCEPTED BY: [signature] REP. OF SOLID WASTE DEPT. 5-18-09 | 11:00

LOCATION: TH-40 SAMPLE MATRIX: WATER OTHER MATRIX: ____

PERSONAL ENGAGED IN SAMPLE COLLECTION ☑ A.Adger ☑ A.Balloon ☑ D.Pannell

WELL DIAMETER: 2.0 INCH:

TOTAL DEPTH OF WELL: 165.90 Ft.

DEPTH TO WATER: 120.75 Ft.

LENGTH OF WATER COL: 45.15 Ft.

VOLUME TO PURGE: 7.2 Gal.

21.6

	DATE	TIME
PURGE STARTED:	5-19-09	11:50
PURGE RATE:	1.0 GPM.	
PURGE ENDED:	5-19-09	12:34
ACT. VOL. PURGED:	44 GAL.	

44 min

FIELD PARAMETERS:

BY	TIME	TEMP	COND	PH	DO	TURB
AB	12:24	23.95	334	6.42	0.86	1.2
AB	12 29	23.45	334	6.40	0.83	1.1
AB	12: 34	23.45	334	6.41	0.84	1.4

SAMPLE CONTAINERS

QTY	CONTAINER DESCRIPTION	QTY	CONTAINER DESCRIPTION	PRESERVED
3	40 ml VIAL	3	40 ml VIAL	
	125 ml. PLASTIC		125 ml. PLASTIC	
	125 ml GLASS		125 ml GLASS	
	250 ml. PLASTIC	2	250 ml. PLASTIC	
	250 ml. GLASS		250 ml. GLASS	
2	500 ml. PLASTIC		500 ml. PLASTIC	
	500 ml. GLASS		500 ml. GLASS	
	LITER PLASTIC		LITER PLASTIC	
	LITER GLASS		LITER GLASS	
	BACTERIAL		BACTERIAL	

10 TOTAL No. OF SAMPLES COLLECTED:

COLLECTED DATE | TIME: 5-19-09 | 12:34

ANALYSIS REQUESTED:

AMMONIA-NITROGEN CHLORIDE IRON MERCURY NITRATE-NITROGEN SODIUM TDS PARAMETERS LISTED IN 40 CFR PART258, APPENDIX I

PRESERVED SAMPLES PH < 2.0 YES SAMPLE STORAGE: COOLER & ICE TO 4.0 c

ABOVE LISTED SAMPLES: DATE | TIME

RELINQUISHED BY: [signature] REP. OF SOLID WASTE DEPT. 5-19-09 | 1505

ACCEPTED BY: [signature] REP. OF CONTRACT LAB. 5-19-09 | 1505

2.1°C cw-07

COMMENT`S: WO#0018

TestAmerica

THE LEADER IN ENVIRONMENTAL TESTING

660-29435

HILLSBOROUGH COUNTY DEPT. OF SOLID WASTE COC SHEET

SOUTHEAST LANDFILL WELL MONITORING PROGRAM

PRECLEANED SAMPLE CONTAINERS: | DATE | TIME

RELINQUISHED BY: [signature] REP. OF CONTRACT LAB. 5-14-09 1020

ACCEPTED BY: [signature] REP. OF SOLID WASTE DEPT. 5-18-09 11:00

LOCATION: TH-57 SAMPLE MATRIX: WATER OTHER MATRIX: ____

PERSONAL ENGAGED IN SAMPLE COLLECTION ☐ A.Adger ☑ A.Balloon ☐ D.Pannell

WELL DIAMETER: 2.0 INCH:

TOTAL DEPTH OF WELL: 26.83 Ft.

DEPTH TO WATER: 20.54 Ft.

LENGTH OF WATER COL: 6.29 Ft.

VOLUME TO PURGE: 1.0 Gal.

3.0

	DATE	TIME
PURGE STARTED:	5-19-09	1:28
PURGE RATE:	.25	GPM.
PURGE ENDED:	5-19-09	1:46
ACT. VOL. PURGED:	4.5	GAL.

18 min

FIELD PARAMETERS:

BY	TIME	TEMP	COND	PH	DO	TURB
#1	1:36	25.12	175	5.09	0.55	1.8
#2	1:41	25.12	176	5.10	0.54	1.2
#3	1:46	25.11	175	5.09	0.56	1.4

SAMPLE CONTAINERS

QTY	CONTAINER DESCRIPTION	QTY	CONTAINER DESCRIPTION	PRESERVED
3	40 ml VIAL	3	40 ml VIAL	
	125 ml. PLASTIC		125 ml. PLASTIC	
	125 ml GLASS		125 ml GLASS	
	250 ml. PLASTIC	2	250 ml. PLASTIC	
	250 ml. GLASS		250 ml. GLASS	
2	500 ml. PLASTIC		500 ml. PLASTIC	
	500 ml. GLASS		500 ml. GLASS	
	LITER PLASTIC		LITER PLASTIC	
	LITER GLASS		LITER GLASS	
	BACTERIAL		BACTERIAL	

10 TOTAL No. OF SAMPLES COLLECTED:

COLLECTED DATE | TIME: 5-19-09 1:46

ANALYSIS REQUESTED:

AMMONIA-NITROGEN CHLORIDE IRON MERCURY NITRATE-NITROGEN SODIUM TDS

PARAMETERS LISTED IN 40 CFR PART258, APPENDIX I

PRESERVED SAMPLES PH < 2.0 YES SAMPLE STORAGE: COOLER & ICE TO 4.0 c

ABOVE LISTED SAMPLES: | DATE | TIME

RELINQUISHED BY: [signature] REP. OF SOLID WASTE DEPT. 5-18-09 1505

ACCEPTED BY: [signature] REP. OF CONTRACT LAB. 5-18-09 1505

COMMENTS: WO#00018

TestAmerica

THE LEADER IN ENVIRONMENTAL TESTING

660-29435

HILLSBOROUGH COUNTY DEPT. OF SOLID WASTE COC SHEET

SOUTHEAST LANDFILL WELL MONITORING PROGRAM

PRECLEANED SAMPLE CONTAINERS: DATE | TIME

RELINQUISHED BY: [signature] REP. OF CONTRACT LAB. 5-14-09 1020

ACCEPTED BY: AB REP. OF SOLID WASTE DEPT. 5-18-09 11:00

LOCATION: TH-28A SAMPLE MATRIX: WATER OTHER MATRIX: ____

PERSONAL ENGAGED IN SAMPLE COLLECTION ☑ A. Adger ☑ A. Balloon ☑ D. Pannell

WELL DIAMETER: 2.0 INCH:

TOTAL DEPTH OF WELL: 34.30 Ft.

DEPTH TO WATER: 28.43 Ft.

LENGTH OF WATER COL: 5.8 Ft.

VOLUME TO PURGE: .9 Gal.

2.7

PURGE STARTED: DATE 5-19-09 | TIME 1:15

PURGE RATE: .20 GPM.

PURGE ENDED: DATE 5-19-09 | TIME 1:38

ACT. VOL. PURGED: 4.6 GAL.

23 MIN

FIELD PARAMETERS:

BY	TIME	TEMP	COND	PH	DO	TURB
AB	1:28	25.20	212	5.01	0.63	20.9 =
AB	1:33	25.20	212	5.01	0.61	22.7
AB	1:38	25.20	212	5.03	0.65	22.1

SAMPLE CONTAINERS

QTY	CONTAINER DESCRIPTION	QTY	CONTAINER DESCRIPTION	PRESERVED
3	40 ml VIAL	3	40 ml VIAL	
	125 ml. PLASTIC		125 ml. PLASTIC	
	125 ml GLASS		125 ml GLASS	
	250 ml. PLASTIC	2	250 ml. PLASTIC	
	250 ml. GLASS		250 ml. GLASS	
2	500 ml. PLASTIC		500 ml. PLASTIC	
	500 ml. GLASS		500 ml. GLASS	
	LITER PLASTIC		LITER PLASTIC	
	LITER GLASS		LITER GLASS	
	BACTERIAL		BACTERIAL	

10 TOTAL No. OF SAMPLES COLLECTED:

COLLECTED DATE | TIME 5-19-09 1:38

ANALYSIS REQUESTED:

AMMONIA-NITROGEN CHLORIDE IRON MERCURY NITRATE-NITROGEN
SODIUM TDS PARAMETERS LISTED IN 40 CFR PART258, APPENDIX I

PRESERVED SAMPLES PH < 2.0 YES SAMPLE STORAGE: COOLER & ICE TO 4.0 c

ABOVE LISTED SAMPLES: DATE | TIME

RELINQUISHED BY: [signature] REP. OF SOLID WASTE DEPT. 5-18-09 1505

ACCEPTED BY: [signature] REP. OF CONTRACT LAB. 5-18-09 1505

COMMENT`S: WO#0018

TestAmerica

THE LEADER IN ENVIRONMENTAL TESTING

WDO 29435

HILLSBOROUGH COUNTY DEPT. OF SOLID WASTE COC SHEET

SOUTHEAST LANDFILL WELL MONITORING PROGRAM

PRECLEANED SAMPLE CONTAINERS: [illegible] DATE | TIME

RELINQUISHED BY: [illegible] REP. OF CONTRACT LAB. 5-14-09 1020

ACCEPTED BY: ABa REP. OF SOLID WASTE DEPT. 5-18-09 11:00

LOCATION: TH-58 SAMPLE MATRIX: WATER OTHER MATRIX: ____

PERSONAL ENGAGED IN SAMPLE COLLECTION ☒ A.Adger ☐ A.Balloon ☐ D.Pannell

WELL DIAMETER: 2.0 INCH:

				DATE	TIME
TOTAL DEPTH OF WELL:	32.92	Ft.	PURGE STARTED:	5-19-09	1:40
DEPTH TO WATER:	28.20	Ft.	PURGE RATE:	.25	GPM.
LENGTH OF WATER COL:	4.72	Ft.		DATE	TIME
VOLUME TO PURGE:	.7	Gal.	PURGE ENDED:	5-19-09	1:58
	2.1		ACT. VOL. PURGED:	4.5	GAL.

18 min

FIELD PARAMETERS:

BY	TIME	TEMP	COND	PH	DO	TURB
AB	1:48	24.76	359	5.65	1.17	9.7
AB	1:53	24.76	359	5.66	1.18	9.5
AB	1:58	24.76	358	5.66	1.17	9.9

SAMPLE CONTAINERS

QTY	CONTAINER DESCRIPTION	QTY	CONTAINER DESCRIPTION	PRESERVED
3	40 ml VIAL	3	40 ml VIAL	
	125 ml. PLASTIC		125 ml. PLASTIC	
	125 ml GLASS		125 ml GLASS	
	250 ml. PLASTIC	2	250 ml. PLASTIC	
	250 ml. GLASS		250 ml. GLASS	
2	500 ml. PLASTIC		500 ml. PLASTIC	
	500 ml. GLASS		500 ml. GLASS	
	LITER PLASTIC		LITER PLASTIC	
	LITER GLASS		LITER GLASS	
	BACTERIAL		BACTERIAL	

10 TOTAL No. OF SAMPLES COLLECTED:

COLLECTED	
DATE	TIME
5-19-09	1:58

ANALYSIS REQUESTED:

AMMONIA-NITROGEN CHLORIDE IRON MERCURY NITRATE-NITROGEN
SODIUM TDS PARAMETERS LISTED IN 40 CFR PART258, APPENDIX I

PRESERVED SAMPLES PH < 2.0 YES SAMPLE STORAGE: COOLER & ICE TO 4.0 c

ABOVE LISTED SAMPLES: DATE | TIME

RELINQUISHED BY: ABa REP. OF SOLID WASTE DEPT. 5-19-09 1505

ACCEPTED BY: Amanda Ramos REP. OF CONTRACT LAB. 5-19-09 1505

COMMENT`S: WO# 00018

TestAmerica
THE LEADER IN ENVIRONMENTAL TESTING

660-29435

HILLSBOROUGH COUNTY DEPT. OF SOLID WASTE COC SHEET
SOUTHEAST LANDFILL WELL MONITORING PROGRAM
MONITORING WELLS BLANK, EQUIPMENT

PRECLEANED SAMPLE CONTAINERS: DATE | TIME

RELINQUISHED BY: Charles E Volz REP. OF CONTRACT LAB. 5-14-09 1020

ACCEPTED BY: [signature] REP. OF SOLID WASTE DEPT. 5-8-09 | 11:00

LOCATION: **BLANK, EQUIPMENT** SAMPLE MATRIX: **WATER** OTHER MATRIX: ____

PERSONAL ENGAGED IN SAMPLE COLLECTION ☑ A.Adger ☑ A.Balloon ☑ D.Pannell

FIELD PARAMETERS: N/A

SAMPLE CONTAINERS

QTY	CONTAINER DESCRIPTION	QTY	CONTAINER DESCRIPTION	PRESERVED
3	40 ml VIAL	3	40 ml VIAL	
	125 ml. PLASTIC		125 ml. PLASTIC	
	125 ml GLASS		125 ml GLASS	
	250 ml. PLASTIC	2	250 ml. PLASTIC	
	250 ml. GLASS		250 ml. GLASS	
2	500 ml. PLASTIC		500 ml. PLASTIC	
	500 ml. GLASS		500 ml. GLASS	
	LITER PLASTIC		LITER PLASTIC	
	LITER GLASS		LITER GLASS	
	BACTERIAL		BACTERIAL	

10 **TOTAL No. OF SAMPLES COLLECTED:**

COLLECTED
DATE | TIME
5-19-09 | 11:58

ANALYSIS REQUESTED:

AMMONIA-NITROGEN CHLORIDE IRON MERCURY NITRATE-NITROGEN
SODIUM TDS PARAMETERS LISTED IN 40 CFR PART258, APPENDIX I

PRESERVED SAMPLES PH < 2.0 YES SAMPLE STORAGE: COOLER & ICE TO 4.0 c

ABOVE LISTED SAMPLES: DATE | TIME
RELINQUISHED BY: [signature] REP. OF SOLID WASTE DEPT. 5-19-09 1505
ACCEPTED BY: [signature] REP. OF CONTRACT LAB. 5-19-09 1505

COMMENT`S: WO#0018

TestAmerica

THE LEADER IN ENVIRONMENTAL TESTING

WO# 99435

HILLSBOROUGH COUNTY DEPT. OF SOLID WASTE COC SHEET

SOUTHEAST LANDFILL WELL MONITORING PROGRAM

PRECLEANED SAMPLE CONTAINERS: | DATE | TIME

RELINQUISHED BY: [signature] REP. OF CONTRACT LAB. 5-18-09 | 1020

ACCEPTED BY: [signature] REP. OF SOLID WASTE DEPT. 5-18-09 | 1100

LOCATION: TH-22A SAMPLE MATRIX: WATER OTHER MATRIX: ____

PERSONAL ENGAGED IN SAMPLE COLLECTION ☑ A.Adger ☐ A.Balloon ☑ D.Pannell

WELL DIAMETER: 2.0 INCH:

				DATE	TIME
TOTAL DEPTH OF WELL:	27.90 Ft.	PURGE STARTED:		5-19-09	12:10
DEPTH TO WATER:	9.48 Ft.	PURGE RATE:		.30	GPM.
LENGTH OF WATER COL:	18.42 Ft.			DATE	TIME
VOLUME TO PURGE:	2.9 Gal.	PURGE ENDED:		5-19-09	12:39
	8.7	ACT. VOL. PURGED:		8.7	GAL.

29

FIELD PARAMETERS:

BY	TIME	TEMP	COND	PH	DO	TURB
AZ	12:29	22.13	258	4.51	0.57	5.1
AZ	12:34	22.12	258	4.51	0.65	5.9
AZ	12:38	22.13	258	4.51	0.59	6.0

SAMPLE CONTAINERS

QTY	CONTAINER DESCRIPTION	QTY	CONTAINER DESCRIPTION	PRESERVED
3	40 ml VIAL	3	40 ml VIAL	
	125 ml. PLASTIC		125 ml. PLASTIC	
	125 ml GLASS		125 ml GLASS	
	250 ml. PLASTIC	2	250 ml. PLASTIC	
	250 ml. GLASS		250 ml. GLASS	
2	500 ml. PLASTIC		500 ml. PLASTIC	
	500 ml. GLASS		500 ml. GLASS	
	LITER PLASTIC		LITER PLASTIC	
	LITER GLASS		LITER GLASS	
	BACTERIAL		BACTERIAL	

10 TOTAL No. OF SAMPLES COLLECTED:

COLLECTED DATE | TIME: 5-19-09 | 12:39

ANALYSIS REQUESTED:

AMMONIA-NITROGEN CHLORIDE IRON MERCURY NITRATE-NITROGEN
SODIUM TDS PARAMETERS LISTED IN 40 CFR PART258, APPENDIX I

PRESERVED SAMPLES PH < 2.0 YES SAMPLE STORAGE: COOLER & ICE TO 4.0 c

ABOVE LISTED SAMPLES:

			DATE	TIME
RELINQUISHED BY:	[signature]	REP. OF SOLID WASTE DEPT.	5-19-09	1505
ACCEPTED BY:		REP. OF CONTRACT LAB.	5-19-09	1505

COMMENT`S: WO# 00198

TestAmerica
THE LEADER IN ENVIRONMENTAL TESTING

6600-29435

HILLSBOROUGH COUNTY DEPT. OF SOLID WASTE COC SHEET
SOUTHEAST LANDFILL WELL MONITORING PROGRAM

PRECLEANED SAMPLE CONTAINERS: | DATE | TIME

RELINQUISHED BY: _____ REP. OF CONTRACT LAB. 5/19 | 1210

ACCEPTED BY: _____ REP. OF SOLID WASTE DEPT 5-8-09 | 1100

LOCATION: TRAVEL BLANK SAMPLE MATRIX: WATER OTHER MATRIX: _____

PERSONAL ENGAGED IN SAMPLE COLLECTION: ~~A.Adger~~ ~~A.Balloon~~ ~~D.Pannell~~

CONTAINER CODE:

NO. COL.	TYPE	PRESERVATIVE	CONTAINER TYPE	COLLECTED DATE | TIME
2	VOC	1:1 HCL	2-40 ml. SEPTUM VIAL	~~5-18-09~~ 5-19-09 10:56

2 TOTAL No. OF SAMPLES COLLECTED:

ANALYSIS REQUESTED:

EPA 8260

PRESERVED SAMPLES PH < 2.0 yes SAMPLE STORAGE: COOLER & ICE TO 4.0 c

ABOVE LISTED SAMPLES: | DATE | TIME
RELINQUISHED BY: _____ REP. OF SOLID WASTE DEPT. 5-18-09 | 1505
ACCEPTED BY: _____ REP. OF CONTRACT LAB. 5-18-09 | 1505

COMMENT`S: WO#0018

TestAmerica

THE LEADER IN ENVIRONMENTAL TESTING

PRESERVATION CONFIRMATION FORM

Tampa, FL

JOB NUMBER: 160-29435 Logged in TALS By: Amanda Harrison

Cooler Received on (date) 5-19-09 And Opened By (full name): Charles Volz

1. Shipper (circle one) FEDEX UPS DHL (WALK-IN) COURIER OTHER: _____

2. Tracking # _____

3. Temperature of rep. sample or temp blank when opened: 2.1 °C cw-07 Degrees Celsius

4. Number of H2SO4 (sulfuric acid) preserved containers: 6

All containers pH < 2 ? yes If not please comment below:

5. Number of HCL (hydrochloric acid) preserved containers: _____

All containers pH < 2 ? _____ If not please comment below:

6. Number of HNO3 (nitric acid) preserved containers: 6

All containers pH < 2 ? yes If not please comment below:

7. Number of NaOH (sodium hydroxide) preserved containers: _____

All containers pH >12 ? _____ If not please comment below:

8. Number of Unpreserved containers: 12

All containers pH between 6 and 8? yes If not please comment below:

2) Eq Blank pH=5 / TH-22A pH=5

9. Was chlorine present in any of the unpreserved containers? NO

If yes, which samples? _____

TestAmerica
THE LEADER IN ENVIRONMENTAL TESTING

Login Sample Receipt Check List

Client: Hillsborough County

Job Number: 660-29435-1

Login Number: 29435
Creator: Harrison, Amanda
List Number: 1

List Source: TestAmerica Tampa

Question	T / F/ NA	Comment
Radioactivity either was not measured or, if measured, is at or below background	N/A	
The cooler's custody seal, if present, is intact.	N/A	
The cooler or samples do not appear to have been compromised or tampered with.	True	
Samples were received on ice.	True	
Cooler Temperature is acceptable.	True	
Cooler Temperature is recorded.	True	2.1 degrees C CU-07
COC is present.	True	
COC is filled out in ink and legible.	True	
COC is filled out with all pertinent information.	True	
There are no discrepancies between the sample IDs on the containers and the COC.	True	
Samples are received within Holding Time.	True	
Sample containers have legible labels.	True	
Containers are not broken or leaking.	True	
Sample collection date/times are provided.	True	
Appropriate sample containers are used.	True	
Sample bottles are completely filled.	True	
There is sufficient vol. for all requested analyses, incl. any requested MS/MSDs	True	
VOA sample vials do not have headspace or bubble is <6mm (1/4") in diameter.	True	
If necessary, staff have been informed of any short hold time or quick TAT needs	True	
Multiphasic samples are not present.	True	
Samples do not require splitting or compositing.	True	

TestAmerica
THE LEADER IN ENVIRONMENTAL TESTING

Login Sample Receipt Check List

Client: Hillsborough County

Job Number: 660-29435-1

Login Number: 29435
Creator: Jones, Daniella
List Number: 1

List Source: TestAmerica Tallahassee
List Creation: 05/21/09 09:00 AM

Question	T / F/ NA	Comment
Radioactivity either was not measured or, if measured, is at or below background	N/A	
The cooler's custody seal, if present, is intact.	True	
The cooler or samples do not appear to have been compromised or tampered with.	True	
Samples were received on ice.	True	
Cooler Temperature is acceptable.	True	
Cooler Temperature is recorded.	True	
COC is present.	True	
COC is filled out in ink and legible.	True	
COC is filled out with all pertinent information.	True	
There are no discrepancies between the sample IDs on the containers and the COC.	True	
Samples are received within Holding Time.	True	
Sample containers have legible labels.	True	
Containers are not broken or leaking.	True	
Sample collection date/times are provided.	True	
Appropriate sample containers are used.	True	
Sample bottles are completely filled.	True	
There is sufficient vol. for all requested analyses, incl. any requested MS/MSDs	True	
VOA sample vials do not have headspace or bubble is <6mm (1/4") in diameter.	N/A	
If necessary, staff have been informed of any short hold time or quick TAT needs	True	
Multiphasic samples are not present.	True	
Samples do not require splitting or compositing.	True	

Facility Name: SOUTHEAST COUNTY SLF (PICNIC LF)

PARAMETER MONITORING REPORT

Rule 62-701

WACS Report Type: SEMGW

Description: Semiannual Gw: 62-701.510(8)(A) (2 Pages)

WACS Facility ID #: 41193

WACS Testsite ID #: 822

WACS Testsite Name: TH-40

Water Classification: G-II
(i.e.: LC - Leachate, G-II, SW-IIIF)

* Well Purged prior to Sample Collection? (Y/N): Y

Sample Date/Time: 5/19/2009 12:34:00PM

Sampling Method: Unknown

Permitted Well Type: OT

(AS) Assessment
(BG) Background
(CO) Compliance
(DE) Detection
(DG) Downgradient
(IM) Intermediate
(IW) Irrigation Well
(OT) Other
(PZ) Piezometer
(SO) Source
(UP) Upgradient
(WS) Water Supply

STORET Code	Parameter Monitored	Field Filtered (Y/N)	NELAC Lab Certification # (DOHE)	Analysis Method	Analysis Date/Time	Analysis Result	Detection Limit	Units	Qual
077103	2-Hexanone	N	E84282	8260B	5/20/2009 5:34:00PM	4.4	4.4	ug/L	U
034704	cis-1,3-Dichloropropene	N	E84282	8260B	5/20/2009 5:34:00PM	0.14	0.14	ug/L	U
077093	cis-1,2-Dichloroethene	N	E84282	8260B	5/20/2009 5:34:00PM	0.65	0.65	ug/L	U
034418	Chloromethane	N	E84282	8260B	5/20/2009 5:34:00PM	1	1	ug/L	U
001097	Antimony	N	E84282	6010B	6/5/2009 9:29:00AM	4	4	ug/L	U
034511	1,1,2-Trichloroethane	N	E84282	8260B	5/20/2009 5:34:00PM	0.47	0.47	ug/L	U
034215	Acrylonitrile	N	E84282	8260B	5/20/2009 5:34:00PM	1.2	1.2	ug/L	U
034496	1,1-Dichloroethane	N	E84282	8260B	5/20/2009 5:34:00PM	0.52	0.52	ug/L	U
081596	4-Methyl-2-pentanone	N	E84282	8260B	5/20/2009 5:34:00PM	3.8	3.8	ug/L	U
034475	Tetrachloroethene	N	E84282	8260B	5/20/2009 5:34:00PM	0.5	0.5	ug/L	U
081595	2-Butanone	N	E84282	8260B	5/20/2009 5:34:00PM	8.4	8.4	ug/L	U
034571	1,4-Dichlorobenzene	N	E84282	8260B	5/20/2009 5:34:00PM	0.52	0.52	ug/L	U
034541	1,2-Dichloropropane	N	E84282	8260B	5/20/2009 5:34:00PM	0.52	0.52	ug/L	U
034531	1,2-Dichloroethane	N	E84282	8260B	5/20/2009 5:34:00PM	0.57	0.57	ug/L	U
034536	1,2-Dichlorobenzene	N	E84282	8260B	5/20/2009 5:34:00PM	0.44	0.44	ug/L	U
077443	1,2,3-Trichloropropane	N	E84282	8260B	5/20/2009 5:34:00PM	0.18	0.18	ug/L	U
073085	Bromochloromethane	N	E84282	8260B	5/20/2009 5:34:00PM	0.58	0.58	ug/L	U
081552	Acetone	N	E84282	8260B	5/20/2009 5:34:00PM	9.9	9.9	ug/L	U
001012	Beryllium	N	E84282	6010B	6/5/2009 9:29:00AM	0.5	0.5	ug/L	U
077128	Styrene	N	E84282	8260B	5/20/2009 5:34:00PM	0.98	0.98	ug/L	U
000610	Ammonia (as N)	N	E84282	350.1	5/22/2009 1:39:00PM	0.38	0.01	mg/L	
078124	Benzene	N	E84282	8260B	5/20/2009 5:34:00PM	0.5	0.5	ug/L	U
001051	Lead	N	E84282	6010B	6/5/2009 9:29:00AM	2	2	ug/L	U
001045	Iron	N	E84282	6010B	6/5/2009 9:29:00AM	50	50	ug/L	U
001042	Copper	N	E84282	6010B	6/5/2009 9:29:00AM	2.9	2.9	ug/L	U
001037	Cobalt	N	E84282	6010B	6/5/2009 9:29:00AM	2	2	ug/L	U
077596	Dibromomethane	N	E84282	8260B	5/20/2009 5:34:00PM	0.41	0.41	ug/L	U
001027	Cadmium	N	E84282	6010B	6/5/2009 9:29:00AM	1	1	ug/L	U
034423	Methylene Chloride	N	E84282	8260B	5/20/2009 5:34:00PM	4	4	ug/L	U
001007	Barium	N	E84282	6010B	6/5/2009 9:29:00AM	6.5	2	ug/L	I
001002	Arsenic	N	E84282	6010B	6/5/2009 9:29:00AM	4	4	ug/L	U
077424	Iodomethane	N	E84282	8260B	5/20/2009 5:34:00PM	2.5	2.5	ug/L	U
000620	Nitrate as N	N	E84282	353.2	5/20/2009 10:51:00AM	0.1	0.1	mg/L	U
034311	Chloroethane	N	E84282	8260B	5/20/2009 5:34:00PM	2.5	2.5	ug/L	U
034010	Toluene	N	E84282	8260B	5/20/2009 5:34:00PM	0.51	0.51	ug/L	U
032105	Dibromochloromethane	N	E84282	8260B	5/20/2009 5:34:00PM	0.34	0.34	ug/L	U
001034	Chromium	N	E84282	6010B	6/5/2009 9:29:00AM	2	2	ug/L	U
032104	Bromoform	N	E84282	8260B	5/20/2009 5:34:00PM	0.58	0.58	ug/L	U
001087	Vanadium	N	E84282	6010B	6/5/2009 9:29:00AM	2.5	2.5	ug/L	U
081551	Xylenes, Total	N	E84282	8260B	5/20/2009 5:34:00PM	0.5	0.5	ug/L	U
039175	Vinyl chloride	N	E84282	8260B	5/20/2009 5:34:00PM	0.5	0.5	ug/L	U
077057	Vinyl acetate	N	E84282	8260B	5/20/2009 5:34:00PM	1.5	1.5	ug/L	U
032106	Trichloromethane	N	E84282	8260B	5/20/2009 5:34:00PM	0.9	0.9	ug/L	U
077041	Carbon disulfide	N	E84282	8260B	5/20/2009 5:34:00PM	0.85	0.85	ug/L	U

* Well purging is the process of pumping the well prior to sampling in order to obtain a representative ground water sample.

Form Produced by FDEP Validator software

WACS Facility ID #: 41193
WACS Testsite ID #: 822
WACS Testsite Name: TH-40
Water Classification: G-II
(i.e.: LC - Leachate, G-II, SW-IIIF)

* Well Purged prior to Sample Collection? (Y/N): Y

Sample Date/Time: 5/19/2009 12:34:00PM
Sampling Method: Unknown
Permitted Well Type: OT

(AS) Assessment
(BG) Background
(CO) Compliance
(DE) Detection
(DG) Downgradient
(IM) Intermediate
(IW) Irrigation Well
(OT) Other
(PZ) Piezometer
(SO) Source
(UP) Upgradient
(WS) Water Supply

STORET Code	Parameter Monitored	Field Filtered (Y/N)	NELAC Lab Certification # (DOHE)	Analysis Method	Analysis Date/Time	Analysis Result	Detection Limit	Units	Qual
001092	Zinc	N	E84282	6010B	6/5/2009 9:29:00AM	5	5	ug/L	U
070300	Total Dissolved Solids	N	E81005	SM 2540C	5/26/2009 11:07:00AM	210	5	mg/L	
034488	Trichlorofluoromethane	N	E84282	8260B	5/20/2009 5:34:00PM	2.5	2.5	ug/L	U
049263	trans-1,4-Dichloro-2-butene	N	E84282	8260B	5/20/2009 5:34:00PM	2.5	2.5	ug/L	U
034413	Bromomethane	N	E84282	8260B	5/20/2009 5:34:00PM	2.5	2.5	ug/L	U
032102	Carbon tetrachloride	N	E84282	8260B	5/20/2009 5:34:00PM	0.42	0.42	ug/L	U
034301	Chlorobenzene	N	E84282	8260B	5/20/2009 5:34:00PM	0.63	0.63	ug/L	U
034546	trans-1,2-Dichloroethene	N	E84282	8260B	5/20/2009 5:34:00PM	0.44	0.44	ug/L	U
034699	trans-1,3-Dichloropropene	N	E84282	8260B	5/20/2009 5:34:00PM	0.14	0.14	ug/L	U
034516	1,1,2,2-Tetrachloroethane	N	E84282	8260B	5/20/2009 5:34:00PM	0.15	0.15	ug/L	U
039180	Trichloroethene	N	E84282	8260B	5/20/2009 5:34:00PM	0.5	0.5	ug/L	U
034371	Ethylbenzene	N	E84282	8260B	5/20/2009 5:34:00PM	0.44	0.44	ug/L	U
001147	Selenium	N	E84282	6010B	6/5/2009 9:29:00AM	5	5	ug/L	U
038437	1,2-Dibromo-3-Chloropropane	N	E81005	8011	6/2/2009 8:59:00PM	0.0025	0.0025	ug/L	U
077651	Ethylene Dibromide	N	E81005	8011	6/2/2009 8:59:00PM	0.0041	0.0041	ug/L	U
082079	Turbidity	N	E84282	DEP-SOP	5/19/2009 12:34:00PM	1.4		NTU	
000094	Specific Conductance	N	E84282	DEP-SOP	5/19/2009 12:34:00PM	334		umhos/cm	
000299	Oxygen, Dissolved	N	E84282	DEP-SOP	5/19/2009 12:34:00PM	0.84		mg/L	
000010	Field Temperature	N	E84282	DEP-SOP	5/19/2009 12:34:00PM	23.45		Degrees C	
000406	Field pH	N	E84282	DEP-SOP	5/19/2009 12:34:00PM	6.41		SU	
071900	Mercury	N	E84282	7470A	6/2/2009 4:48:00PM	0.072	0.072	ug/L	U
032101	Bromodichloromethane	N	E84282	8260B	5/20/2009 5:34:00PM	0.35	0.35	ug/L	U
001067	Nickel	N	E84282	6010B	6/5/2009 9:29:00AM	2	2	ug/L	U
000940	Chloride	N	E84282	300	6/2/2009 12:49:00AM	8.8	0.2	mg/L	
077562	1,1,1,2-Tetrachloroethane	N	E84282	8260B	5/20/2009 5:34:00PM	0.63	0.63	ug/L	U
001059	Thallium	N	E84282	6010B	6/5/2009 9:29:00AM	5	5	ug/L	U
000929	Sodium	N	E84282	6010B	6/5/2009 9:29:00AM	18	0.31	mg/L	
001077	Silver	N	E84282	6010B	6/5/2009 9:29:00AM	1	1	ug/L	U
034506	1,1,1-Trichloroethane	N	E84282	8260B	5/20/2009 5:34:00PM	0.46	0.46	ug/L	U
034501	1,1-Dichloroethene	N	E84282	8260B	5/20/2009 5:34:00PM	0.45	0.45	ug/L	U

Total Parameters Monitored: 74

* Well purging is the process of pumping the well prior to sampling in order to obtain a representative ground water sample.

Facility Name: SOUTHEAST COUNTY SLF (PICNIC LF)

PARAMETER MONITORING REPORT

Rule 62-701

WACS Report Type: SEMGW

Description: Semiannual Gw: 62-701.510(8)(A) (2 Pages)

WACS Facility ID #: 41193

WACS Testsite ID #: 1570

WACS Testsite Name: TH-57

Water Classification: G-II
(i.e.: LC - Leachate, G-II, SW-IIIF)

* Well Purged prior to Sample Collection? (Y/N): Y

Sample Date/Time: 5/19/2009 1:46:00PM

Sampling Method: Unknown

Permitted Well Type: OT

(AS) Assessment
(BG) Background
(CO) Compliance
(DE) Detection
(DG) Downgradient
(IM) Intermediate
(IW) Irrigation Well
(OT) Other
(PZ) Piezometer
(SO) Source
(UP) Upgradient
(WS) Water Supply

STORET Code	Parameter Monitored	Field Filtered (Y/N)	NELAC Lab Certification # (DOHE)	Analysis Method	Analysis Date/Time	Analysis Result	Detection Limit	Units	Qual
001097	Antimony	N	E84282	6010B	6/5/2009 9:35:00AM	4	4	ug/L	U
032101	Bromodichloromethane	N	E84282	8260B	5/20/2009 5:56:00PM	0.35	0.35	ug/L	U
001007	Barium	N	E84282	6010B	6/5/2009 9:35:00AM	7	2	ug/L	I
001042	Copper	N	E84282	6010B	6/5/2009 9:35:00AM	2.9	2.9	ug/L	U
000620	Nitrate as N	N	E84282	353.2	5/20/2009 10:51:00AM	0.1	0.1	mg/L	U
071900	Mercury	N	E84282	7470A	6/2/2009 4:55:00PM	0.072	0.072	ug/L	U
039175	Vinyl chloride	N	E84282	8260B	5/20/2009 5:56:00PM	0.5	0.5	ug/L	U
081551	Xylenes, Total	N	E84282	8260B	5/20/2009 5:56:00PM	0.5	0.5	ug/L	U
001027	Cadmium	N	E84282	6010B	6/5/2009 9:35:00AM	1	1	ug/L	U
000610	Ammonia (as N)	N	E84282	350.1	5/22/2009 1:40:00PM	0.83	0.01	mg/L	
001002	Arsenic	N	E84282	6010B	6/5/2009 9:35:00AM	4	4	ug/L	U
000929	Sodium	N	E84282	6010B	6/5/2009 9:35:00AM	9.9	0.31	mg/L	
077057	Vinyl acetate	N	E84282	8260B	5/20/2009 5:56:00PM	1.5	1.5	ug/L	U
034371	Ethylbenzene	N	E84282	8260B	5/20/2009 5:56:00PM	0.44	0.44	ug/L	U
034423	Methylene Chloride	N	E84282	8260B	5/20/2009 5:56:00PM	4	4	ug/L	U
049263	trans-1,4-Dichloro-2-butene	N	E84282	8260B	5/20/2009 5:56:00PM	2.5	2.5	ug/L	U
077596	Dibromomethane	N	E84282	8260B	5/20/2009 5:56:00PM	0.41	0.41	ug/L	U
070300	Total Dissolved Solids	N	E81005	SM 2540C	5/26/2009 11:07:00AM	130	5	mg/L	
034699	trans-1,3-Dichloropropene	N	E84282	8260B	5/20/2009 5:56:00PM	0.14	0.14	ug/L	U
077443	1,2,3-Trichloropropane	N	E84282	8260B	5/20/2009 5:56:00PM	0.18	0.18	ug/L	U
001147	Selenium	N	E84282	6010B	6/5/2009 9:35:00AM	5	5	ug/L	U
001067	Nickel	N	E84282	6010B	6/5/2009 9:35:00AM	2	2	ug/L	U
001037	Cobalt	N	E84282	6010B	6/5/2009 9:35:00AM	2	2	ug/L	U
001034	Chromium	N	E84282	6010B	6/5/2009 9:35:00AM	2	2	ug/L	U
032106	Trichloromethane	N	E84282	8260B	5/20/2009 5:56:00PM	0.9	0.9	ug/L	U
034488	Trichlorofluoromethane	N	E84282	8260B	5/20/2009 5:56:00PM	2.5	2.5	ug/L	U
034546	trans-1,2-Dichloroethene	N	E84282	8260B	5/20/2009 5:56:00PM	0.44	0.44	ug/L	U
032105	Dibromochloromethane	N	E84282	8260B	5/20/2009 5:56:00PM	0.34	0.34	ug/L	U
032104	Bromoform	N	E84282	8260B	5/20/2009 5:56:00PM	0.58	0.58	ug/L	U
039180	Trichloroethene	N	E84282	8260B	5/20/2009 5:56:00PM	0.5	0.5	ug/L	U
034010	Toluene	N	E84282	8260B	5/20/2009 5:56:00PM	0.51	0.51	ug/L	U
034475	Tetrachloroethene	N	E84282	8260B	5/20/2009 5:56:00PM	0.5	0.5	ug/L	U
077128	Styrene	N	E84282	8260B	5/20/2009 5:56:00PM	0.98	0.98	ug/L	U
077424	Iodomethane	N	E84282	8260B	5/20/2009 5:56:00PM	2.5	2.5	ug/L	U
001077	Silver	N	E84282	6010B	6/5/2009 9:35:00AM	1	1	ug/L	U
001012	Beryllium	N	E84282	6010B	6/5/2009 9:35:00AM	0.5	0.5	ug/L	U
001045	Iron	N	E84282	6010B	6/5/2009 9:35:00AM	440	50	ug/L	
081595	2-Butanone	N	E84282	8260B	5/20/2009 5:56:00PM	8.4	8.4	ug/L	U
034413	Bromomethane	N	E84282	8260B	5/20/2009 5:56:00PM	2.5	2.5	ug/L	U
077041	Carbon disulfide	N	E84282	8260B	5/20/2009 5:56:00PM	0.85	0.85	ug/L	U
034311	Chloroethane	N	E84282	8260B	5/20/2009 5:56:00PM	2.5	2.5	ug/L	U
000406	Field pH	N	E84282	DEP-SOP	5/19/2009 1:46:00PM	5.09		SU	
078124	Benzene	N	E84282	8260B	5/20/2009 5:56:00PM	0.5	0.5	ug/L	U
034215	Acrylonitrile	N	E84282	8260B	5/20/2009 5:56:00PM	1.2	1.2	ug/L	U

* Well purging is the process of pumping the well prior to sampling in order to obtain a representative ground water sample.

Form Produced by FDEP Validator software

WACS Facility ID #: 41193
WACS Testsite ID #: 1570
WACS Testsite Name: TH-57
Water Classification: G-II
(i.e.: LC - Leachate, G-II, SW-IIIF)

* Well Purged prior to Sample Collection? (Y/N): Y

Sample Date/Time: 5/19/2009 1:46:00PM
Sampling Method: Unknown
Permitted Well Type: OT

(AS) Assessment
(BG) Background
(CO) Compliance
(DE) Detection
(DG) Downgradient
(IM) Intermediate
(IW) Irrigation Well
(OT) Other
(PZ) Piezometer
(SO) Source
(UP) Upgradient
(WS) Water Supply

STORET Code	Parameter Monitored	Field Filtered (Y/N)	NELAC Lab Certification # (DOHE)	Analysis Method	Analysis Date/Time	Analysis Result	Detection Limit	Units	Qual
081552	Acetone	N	E84282	8260B	5/20/2009 5:56:00PM	9.9	9.9	ug/L	U
034536	1,2-Dichlorobenzene	N	E84282	8260B	5/20/2009 5:56:00PM	0.44	0.44	ug/L	U
077103	2-Hexanone	N	E84282	8260B	5/20/2009 5:56:00PM	4.4	4.4	ug/L	U
000299	Oxygen, Dissolved	N	E84282	DEP-SOP	5/19/2009 1:46:00PM	0.56		mg/L	
034571	1,4-Dichlorobenzene	N	E84282	8260B	5/20/2009 5:56:00PM	0.52	0.52	ug/L	U
034541	1,2-Dichloropropane	N	E84282	8260B	5/20/2009 5:56:00PM	0.52	0.52	ug/L	U
034531	1,2-Dichloroethane	N	E84282	8260B	5/20/2009 5:56:00PM	0.57	0.57	ug/L	U
000094	Specific Conductance	N	E84282	DEP-SOP	5/19/2009 1:46:00PM	175		umhos/cm	
001092	Zinc	N	E84282	6010B	6/5/2009 9:35:00AM	5.4	5	ug/L	I
000010	Field Temperature	N	E84282	DEP-SOP	5/19/2009 1:46:00PM	25.11		Degrees C	
034496	1,1-Dichloroethane	N	E84282	8260B	5/20/2009 5:56:00PM	0.52	0.52	ug/L	U
081596	4-Methyl-2-pentanone	N	E84282	8260B	5/20/2009 5:56:00PM	3.8	3.8	ug/L	U
000940	Chloride	N	E84282	300	6/2/2009 1:31:00AM	35	0.2	mg/L	
034501	1,1-Dichloroethene	N	E84282	8260B	5/20/2009 5:56:00PM	0.45	0.45	ug/L	U
001059	Thallium	N	E84282	6010B	6/5/2009 9:35:00AM	5	5	ug/L	U
034506	1,1,1-Trichloroethane	N	E84282	8260B	5/20/2009 5:56:00PM	0.46	0.46	ug/L	U
038437	1,2-Dibromo-3-Chloropropane	N	E81005	8011	6/2/2009 9:13:00PM	0.0025	0.0025	ug/L	U
077562	1,1,1,2-Tetrachloroethane	N	E84282	8260B	5/20/2009 5:56:00PM	0.63	0.63	ug/L	U
032102	Carbon tetrachloride	N	E84282	8260B	5/20/2009 5:56:00PM	0.42	0.42	ug/L	U
001051	Lead	N	E84282	6010B	6/5/2009 9:35:00AM	2	2	ug/L	U
073085	Bromochloromethane	N	E84282	8260B	5/20/2009 5:56:00PM	0.58	0.58	ug/L	U
034704	cis-1,3-Dichloropropene	N	E84282	8260B	5/20/2009 5:56:00PM	0.14	0.14	ug/L	U
034418	Chloromethane	N	E84282	8260B	5/20/2009 5:56:00PM	1	1	ug/L	U
082079	Turbidity	N	E84282	DEP-SOP	5/19/2009 1:46:00PM	1.4		NTU	
034301	Chlorobenzene	N	E84282	8260B	5/20/2009 5:56:00PM	0.63	0.63	ug/L	U
077651	Ethylene Dibromide	N	E81005	8011	6/2/2009 9:13:00PM	0.0041	0.0041	ug/L	U
034516	1,1,2,2-Tetrachloroethane	N	E84282	8260B	5/20/2009 5:56:00PM	0.15	0.15	ug/L	U
034511	1,1,2-Trichloroethane	N	E84282	8260B	5/20/2009 5:56:00PM	0.47	0.47	ug/L	U
001087	Vanadium	N	E84282	6010B	6/5/2009 9:35:00AM	2.5	2.5	ug/L	U
077093	cis-1,2-Dichloroethene	N	E84282	8260B	5/20/2009 5:56:00PM	0.65	0.65	ug/L	U

Total Parameters Monitored: 74

* Well purging is the process of pumping the well prior to sampling in order to obtain a representative ground water sample.

Facility Name: SOUTHEAST COUNTY SLF (PICNIC LF)

PARAMETER MONITORING REPORT

Rule 62-701

WACS Report Type: SEMGW

Description: Semiannual Gw: 62-701.510(8)(A) (2 Pages)

WACS Facility ID #: 41193

WACS Testsite ID #: 19862

WACS Testsite Name: TH-28A

Water Classification: G-II
(i.e.: LC - Leachate, G-II, SW-IIIF)

* Well Purged prior to Sample Collection? (Y/N): Y

Sample Date/Time: 5/19/2009 1:38:00PM

Sampling Method: Unknown

Permitted Well Type: OT

(AS) Assessment
(BG) Background
(CO) Compliance
(DE) Detection
(DG) Downgradient
(IM) Intermediate
(IW) Irrigation Well
(OT) Other
(PZ) Piezometer
(SO) Source
(UP) Upgradient
(WS) Water Supply

STORET Code	Parameter Monitored	Field Filtered (Y/N)	NELAC Lab Certification # (DOHE)	Analysis Method	Analysis Date/Time	Analysis Result	Detection Limit	Units	Qual
001042	Copper	N	E84282	6010B	6/5/2009 9:41:00AM	2.9	2.9	ug/L	U
081552	Acetone	N	E84282	8260B	5/20/2009 6:22:00PM	9.9	9.9	ug/L	U
077093	cis-1,2-Dichloroethene	N	E84282	8260B	5/20/2009 6:22:00PM	0.65	0.65	ug/L	U
001012	Beryllium	N	E84282	6010B	6/5/2009 9:41:00AM	0.5	0.5	ug/L	U
001027	Cadmium	N	E84282	6010B	6/5/2009 9:41:00AM	1	1	ug/L	U
077041	Carbon disulfide	N	E84282	8260B	5/20/2009 6:22:00PM	0.85	0.85	ug/L	U
001037	Cobalt	N	E84282	6010B	6/5/2009 9:41:00AM	2	2	ug/L	U
032101	Bromodichloromethane	N	E84282	8260B	5/20/2009 6:22:00PM	0.35	0.35	ug/L	U
001034	Chromium	N	E84282	6010B	6/5/2009 9:41:00AM	6.1	2	ug/L	I
034301	Chlorobenzene	N	E84282	8260B	5/20/2009 6:22:00PM	0.63	0.63	ug/L	U
034215	Acrylonitrile	N	E84282	8260B	5/20/2009 6:22:00PM	1.2	1.2	ug/L	U
073085	Bromochloromethane	N	E84282	8260B	5/20/2009 6:22:00PM	0.58	0.58	ug/L	U
032104	Bromoform	N	E84282	8260B	5/20/2009 6:22:00PM	0.58	0.58	ug/L	U
034413	Bromomethane	N	E84282	8260B	5/20/2009 6:22:00PM	2.5	2.5	ug/L	U
001045	Iron	N	E84282	6010B	6/5/2009 9:41:00AM	2700	50	ug/L	
032102	Carbon tetrachloride	N	E84282	8260B	5/20/2009 6:22:00PM	0.42	0.42	ug/L	U
032106	Trichloromethane	N	E84282	8260B	5/20/2009 6:22:00PM	0.9	0.9	ug/L	U
078124	Benzene	N	E84282	8260B	5/20/2009 6:22:00PM	0.5	0.5	ug/L	U
034546	trans-1,2-Dichloroethene	N	E84282	8260B	5/20/2009 6:22:00PM	0.44	0.44	ug/L	U
032105	Dibromochloromethane	N	E84282	8260B	5/20/2009 6:22:00PM	0.34	0.34	ug/L	U
077596	Dibromomethane	N	E84282	8260B	5/20/2009 6:22:00PM	0.41	0.41	ug/L	U
034488	Trichlorofluoromethane	N	E84282	8260B	5/20/2009 6:22:00PM	2.5	2.5	ug/L	U
049263	trans-1,4-Dichloro-2-butene	N	E84282	8260B	5/20/2009 6:22:00PM	2.5	2.5	ug/L	U
034699	trans-1,3-Dichloropropene	N	E84282	8260B	5/20/2009 6:22:00PM	0.14	0.14	ug/L	U
001002	Arsenic	N	E84282	6010B	6/5/2009 9:41:00AM	4	4	ug/L	U
001147	Selenium	N	E84282	6010B	6/5/2009 9:41:00AM	5	5	ug/L	U
034541	1,2-Dichloropropane	N	E84282	8260B	5/20/2009 6:22:00PM	0.52	0.52	ug/L	U
001067	Nickel	N	E84282	6010B	6/5/2009 9:41:00AM	2	2	ug/L	U
001007	Barium	N	E84282	6010B	6/5/2009 9:41:00AM	26	2	ug/L	
077128	Styrene	N	E84282	8260B	5/20/2009 6:22:00PM	0.98	0.98	ug/L	U
071900	Mercury	N	E84282	7470A	6/2/2009 4:57:00PM	0.072	0.072	ug/L	U
001092	Zinc	N	E84282	6010B	6/5/2009 9:41:00AM	5	5	ug/L	U
001087	Vanadium	N	E84282	6010B	6/5/2009 9:41:00AM	2.5	2.5	ug/L	U
001059	Thallium	N	E84282	6010B	6/5/2009 9:41:00AM	5	5	ug/L	U
001051	Lead	N	E84282	6010B	6/5/2009 9:41:00AM	2	2	ug/L	U
001077	Silver	N	E84282	6010B	6/5/2009 9:41:00AM	1	1	ug/L	U
034010	Toluene	N	E84282	8260B	5/20/2009 6:22:00PM	0.51	0.51	ug/L	U
034475	Tetrachloroethene	N	E84282	8260B	5/20/2009 6:22:00PM	0.5	0.5	ug/L	U
038437	1,2-Dibromo-3-Chloropropane	N	E81005	8011	6/2/2009 9:26:00PM	0.0026	0.0026	ug/L	U
000010	Field Temperature	N	E84282	DEP-SOP	5/19/2009 1:38:00PM	25.2		Degrees C	
077562	1,1,1,2-Tetrachloroethane	N	E84282	8260B	5/20/2009 6:22:00PM	0.63	0.63	ug/L	U
077103	2-Hexanone	N	E84282	8260B	5/20/2009 6:22:00PM	4.4	4.4	ug/L	U
034516	1,1,2,2-Tetrachloroethane	N	E84282	8260B	5/20/2009 6:22:00PM	0.15	0.15	ug/L	U
034511	1,1,2-Trichloroethane	N	E84282	8260B	5/20/2009 6:22:00PM	0.47	0.47	ug/L	U

* Well purging is the process of pumping the well prior to sampling in order to obtain a representative ground water sample.

Form Produced by FDEP Validator software

WACS Facility ID #: 41193

WACS Testsite ID #: 19862

WACS Testsite Name: TH-28A

Water Classification: G-II
(i.e.: LC - Leachate, G-II, SW-IIIF)

* Well Purged prior to Sample Collection? (Y/N): Y

Sample Date/Time: 5/19/2009 1:38:00PM

Sampling Method: Unknown

Permitted Well Type: OT

(AS) Assessment
(BG) Background
(CO) Compliance
(DE) Detection
(DG) Downgradient
(IM) Intermediate
(IW) Irrigation Well
(OT) Other
(PZ) Piezometer
(SO) Source
(UP) Upgradient
(WS) Water Supply

STORET Code	Parameter Monitored	Field Filtered (Y/N)	NELAC Lab Certification # (DOHE)	Analysis Method	Analysis Date/Time	Analysis Result	Detection Limit	Units	Qual
034496	1,1-Dichloroethane	N	E84282	8260B	5/20/2009 6:22:00PM	0.52	0.52	ug/L	U
077443	1,2,3-Trichloropropane	N	E84282	8260B	5/20/2009 6:22:00PM	0.18	0.18	ug/L	U
034531	1,2-Dichloroethane	N	E84282	8260B	5/20/2009 6:22:00PM	0.57	0.57	ug/L	U
034571	1,4-Dichlorobenzene	N	E84282	8260B	5/20/2009 6:22:00PM	0.52	0.52	ug/L	U
082079	Turbidity	N	E84282	DEP-SOP	5/19/2009 1:38:00PM	22.1		NTU	
000929	Sodium	N	E84282	6010B	6/5/2009 9:41:00AM	17	0.31	mg/L	
034501	1,1-Dichloroethene	N	E84282	8260B	5/20/2009 6:22:00PM	0.45	0.45	ug/L	U
077057	Vinyl acetate	N	E84282	8260B	5/20/2009 6:22:00PM	1.5	1.5	ug/L	U
000610	Ammonia (as N)	N	E84282	350.1	5/22/2009 1:41:00PM	1.5	0.01	mg/L	
001097	Antimony	N	E84282	6010B	6/5/2009 9:41:00AM	4	4	ug/L	U
039180	Trichloroethene	N	E84282	8260B	5/20/2009 6:22:00PM	0.5	0.5	ug/L	U
000620	Nitrate as N	N	E84282	353.2	5/20/2009 10:51:00AM	0.1	0.1	mg/L	U
000940	Chloride	N	E84282	300	6/2/2009 2:14:00AM	42	0.2	mg/L	
070300	Total Dissolved Solids	N	E81005	SM 2540C	5/26/2009 11:07:00AM	150	5	mg/L	
081551	Xylenes, Total	N	E84282	8260B	5/20/2009 6:22:00PM	0.5	0.5	ug/L	U
039175	Vinyl chloride	N	E84282	8260B	5/20/2009 6:22:00PM	0.5	0.5	ug/L	U
034418	Chloromethane	N	E84282	8260B	5/20/2009 6:22:00PM	1	1	ug/L	U
081596	4-Methyl-2-pentanone	N	E84282	8260B	5/20/2009 6:22:00PM	3.8	3.8	ug/L	U
077651	Ethylene Dibromide	N	E81005	8011	6/2/2009 9:26:00PM	0.0042	0.0042	ug/L	U
034506	1,1,1-Trichloroethane	N	E84282	8260B	5/20/2009 6:22:00PM	0.46	0.46	ug/L	U
034704	cis-1,3-Dichloropropene	N	E84282	8260B	5/20/2009 6:22:00PM	0.14	0.14	ug/L	U
077424	Iodomethane	N	E84282	8260B	5/20/2009 6:22:00PM	2.5	2.5	ug/L	U
034536	1,2-Dichlorobenzene	N	E84282	8260B	5/20/2009 6:22:00PM	0.44	0.44	ug/L	U
034311	Chloroethane	N	E84282	8260B	5/20/2009 6:22:00PM	2.5	2.5	ug/L	U
081595	2-Butanone	N	E84282	8260B	5/20/2009 6:22:00PM	8.4	8.4	ug/L	U
034423	Methylene Chloride	N	E84282	8260B	5/20/2009 6:22:00PM	4	4	ug/L	U
000406	Field pH	N	E84282	DEP-SOP	5/19/2009 1:38:00PM	5.03		SU	
000299	Oxygen, Dissolved	N	E84282	DEP-SOP	5/19/2009 1:38:00PM	0.65		mg/L	
000094	Specific Conductance	N	E84282	DEP-SOP	5/19/2009 1:38:00PM	212		umhos/cm	
034371	Ethylbenzene	N	E84282	8260B	5/20/2009 6:22:00PM	0.44	0.44	ug/L	U

Total Parameters Monitored: 74

* Well purging is the process of pumping the well prior to sampling in order to obtain a representative ground water sample.

Facility Name: SOUTHEAST COUNTY SLF (PICNIC LF)

PARAMETER MONITORING REPORT

Rule 62-701

WACS Report Type: SEMGW

Description: Semiannual Gw: 62-701.510(8)(A) (2 Pages)

WACS Facility ID #: 41193

WACS Testsite ID #: 1571

WACS Testsite Name: TH-58

Water Classification: G-II
(i.e.: LC - Leachate, G-II, SW-IIIF)

* Well Purged prior to Sample Collection? (Y/N): Y

Sample Date/Time: 5/19/2009 1:58:00PM

Sampling Method: Unknown

Permitted Well Type: OT

(AS) Assessment
(BG) Background
(CO) Compliance
(DE) Detection
(DG) Downgradient
(IM) Intermediate
(IW) Irrigation Well
(OT) Other
(PZ) Piezometer
(SO) Source
(UP) Upgradient
(WS) Water Supply

STORET Code	Parameter Monitored	Field Filtered (Y/N)	NELAC Lab Certification # (DOHE)	Analysis Method	Analysis Date/Time	Analysis Result	Detection Limit	Units	Qual
001067	Nickel	N	E84282	6010B	6/5/2009 9:46:00AM	2.1	2	ug/L	I
081595	2-Butanone	N	E84282	8260B	5/20/2009 6:44:00PM	8.4	8.4	ug/L	U
000406	Field pH	N	E84282	DEP-SOP	5/19/2009 1:58:00PM	5.66		SU	
034511	1,1,2-Trichloroethane	N	E84282	8260B	5/20/2009 6:44:00PM	0.47	0.47	ug/L	U
001051	Lead	N	E84282	6010B	6/5/2009 9:46:00AM	2	2	ug/L	U
000610	Ammonia (as N)	N	E84282	350.1	5/22/2009 1:42:00PM	0.75	0.01	mg/L	
034413	Bromomethane	N	E84282	8260B	5/20/2009 6:44:00PM	2.5	2.5	ug/L	U
001097	Antimony	N	E84282	6010B	6/5/2009 9:46:00AM	4	4	ug/L	U
001007	Barium	N	E84282	6010B	6/5/2009 9:46:00AM	14	2	ug/L	
001012	Beryllium	N	E84282	6010B	6/5/2009 9:46:00AM	0.5	0.5	ug/L	U
001027	Cadmium	N	E84282	6010B	6/5/2009 9:46:00AM	1	1	ug/L	U
001034	Chromium	N	E84282	6010B	6/5/2009 9:46:00AM	4.7	2	ug/L	I
001037	Cobalt	N	E84282	6010B	6/5/2009 9:46:00AM	2	2	ug/L	U
000940	Chloride	N	E84282	300	6/2/2009 2:56:00AM	22	0.2	mg/L	
001059	Thallium	N	E84282	6010B	6/5/2009 9:46:00AM	5	5	ug/L	U
034699	trans-1,3-Dichloropropene	N	E84282	8260B	5/20/2009 6:44:00PM	0.14	0.14	ug/L	U
077041	Carbon disulfide	N	E84282	8260B	5/20/2009 6:44:00PM	0.85	0.85	ug/L	U
001042	Copper	N	E84282	6010B	6/5/2009 9:46:00AM	2.9	2.9	ug/L	U
071900	Mercury	N	E84282	7470A	6/2/2009 5:50:00PM	0.072	0.072	ug/L	U
001092	Zinc	N	E84282	6010B	6/5/2009 9:46:00AM	5	5	ug/L	U
001045	Iron	N	E84282	6010B	6/5/2009 9:46:00AM	4900	50	ug/L	
034704	cis-1,3-Dichloropropene	N	E84282	8260B	5/20/2009 6:44:00PM	0.14	0.14	ug/L	U
000620	Nitrate as N	N	E84282	353.2	5/20/2009 10:51:00AM	0.1	0.1	mg/L	U
032101	Bromodichloromethane	N	E84282	8260B	5/20/2009 6:44:00PM	0.35	0.35	ug/L	U
000929	Sodium	N	E84282	6010B	6/5/2009 9:46:00AM	15	0.31	mg/L	
032105	Dibromochloromethane	N	E84282	8260B	5/20/2009 6:44:00PM	0.34	0.34	ug/L	U
001077	Silver	N	E84282	6010B	6/5/2009 9:46:00AM	1	1	ug/L	U
001147	Selenium	N	E84282	6010B	6/5/2009 9:46:00AM	5	5	ug/L	U
034531	1,2-Dichloroethane	N	E84282	8260B	5/20/2009 6:44:00PM	0.57	0.57	ug/L	U
001087	Vanadium	N	E84282	6010B	6/5/2009 9:46:00AM	4.3	2.5	ug/L	I
034516	1,1,2,2-Tetrachloroethane	N	E84282	8260B	5/20/2009 6:44:00PM	0.15	0.15	ug/L	U
034571	1,4-Dichlorobenzene	N	E84282	8260B	5/20/2009 6:44:00PM	0.52	0.52	ug/L	U
082079	Turbidity	N	E84282	DEP-SOP	5/19/2009 1:58:00PM	9.9		NTU	
032102	Carbon tetrachloride	N	E84282	8260B	5/20/2009 6:44:00PM	0.42	0.42	ug/L	U
032104	Bromoform	N	E84282	8260B	5/20/2009 6:44:00PM	0.58	0.58	ug/L	U
077651	Ethylene Dibromide	N	E81005	8011	6/2/2009 9:40:00PM	0.0042	0.0042	ug/L	U
000094	Specific Conductance	N	E84282	DEP-SOP	5/19/2009 1:58:00PM	358		umhos/cm	
034506	1,1,1-Trichloroethane	N	E84282	8260B	5/20/2009 6:44:00PM	0.46	0.46	ug/L	U
000299	Oxygen, Dissolved	N	E84282	DEP-SOP	5/19/2009 1:58:00PM	1.17		mg/L	
081552	Acetone	N	E84282	8260B	5/20/2009 6:44:00PM	9.9	9.9	ug/L	U
034215	Acrylonitrile	N	E84282	8260B	5/20/2009 6:44:00PM	1.2	1.2	ug/L	U
078124	Benzene	N	E84282	8260B	5/20/2009 6:44:00PM	0.5	0.5	ug/L	U
081596	4-Methyl-2-pentanone	N	E84282	8260B	5/20/2009 6:44:00PM	3.8	3.8	ug/L	U
034496	1,1-Dichloroethane	N	E84282	8260B	5/20/2009 6:44:00PM	0.52	0.52	ug/L	U

* Well purging is the process of pumping the well prior to sampling in order to obtain a representative ground water sample.

Form Produced by FDEP Validator software

WACS Facility ID #: 41193
WACS Testsite ID #: 1571
WACS Testsite Name: TH-58
Water Classification: G-II
(i.e.: LC - Leachate, G-II, SW-IIIF)

* Well Purged prior to Sample Collection? (Y/N): Y

Sample Date/Time: 5/19/2009 1:58:00PM
Sampling Method: Unknown
Permitted Well Type: OT

(AS) Assessment
(BG) Background
(CO) Compliance
(DE) Detection
(DG) Downgradient
(IM) Intermediate
(IW) Irrigation Well
(OT) Other
(PZ) Piezometer
(SO) Source
(UP) Upgradient
(WS) Water Supply

STORET Code	Parameter Monitored	Field Filtered (Y/N)	NELAC Lab Certification # (DOHE)	Analysis Method	Analysis Date/Time	Analysis Result	Detection Limit	Units	Qual
077093	cis-1,2-Dichloroethene	N	E84282	8260B	5/20/2009 6:44:00PM	0.65	0.65	ug/L	U
077103	2-Hexanone	N	E84282	8260B	5/20/2009 6:44:00PM	4.4	4.4	ug/L	U
034423	Methylene Chloride	N	E84282	8260B	5/20/2009 6:44:00PM	4	4	ug/L	U
034546	trans-1,2-Dichloroethene	N	E84282	8260B	5/20/2009 6:44:00PM	0.44	0.44	ug/L	U
034536	1,2-Dichlorobenzene	N	E84282	8260B	5/20/2009 6:44:00PM	0.44	0.44	ug/L	U
038437	1,2-Dibromo-3-Chloropropane	N	E81005	8011	6/2/2009 9:40:00PM	0.0026	0.0026	ug/L	U
034501	1,1-Dichloroethene	N	E84282	8260B	5/20/2009 6:44:00PM	0.45	0.45	ug/L	U
034371	Ethylbenzene	N	E84282	8260B	5/20/2009 6:44:00PM	0.44	0.44	ug/L	U
001002	Arsenic	N	E84282	6010B	6/5/2009 9:46:00AM	27	4	ug/L	
077424	Iodomethane	N	E84282	8260B	5/20/2009 6:44:00PM	2.5	2.5	ug/L	U
034541	1,2-Dichloropropane	N	E84282	8260B	5/20/2009 6:44:00PM	0.52	0.52	ug/L	U
077128	Styrene	N	E84282	8260B	5/20/2009 6:44:00PM	0.98	0.98	ug/L	U
034475	Tetrachloroethene	N	E84282	8260B	5/20/2009 6:44:00PM	0.5	0.5	ug/L	U
077443	1,2,3-Trichloropropane	N	E84282	8260B	5/20/2009 6:44:00PM	0.18	0.18	ug/L	U
034010	Toluene	N	E84282	8260B	5/20/2009 6:44:00PM	0.51	0.51	ug/L	U
077596	Dibromomethane	N	E84282	8260B	5/20/2009 6:44:00PM	0.41	0.41	ug/L	U
000010	Field Temperature	N	E84282	DEP-SOP	5/19/2009 1:58:00PM	24.76		Degrees C	
073085	Bromochloromethane	N	E84282	8260B	5/20/2009 6:44:00PM	0.58	0.58	ug/L	U
070300	Total Dissolved Solids	N	E81005	SM 2540C	5/26/2009 11:07:00AM	210	5	mg/L	
077562	1,1,1,2-Tetrachloroethane	N	E84282	8260B	5/20/2009 6:44:00PM	0.63	0.63	ug/L	U
034418	Chloromethane	N	E84282	8260B	5/20/2009 6:44:00PM	1	1	ug/L	U
049263	trans-1,4-Dichloro-2-butene	N	E84282	8260B	5/20/2009 6:44:00PM	2.5	2.5	ug/L	U
039180	Trichloroethene	N	E84282	8260B	5/20/2009 6:44:00PM	0.5	0.5	ug/L	U
034301	Chlorobenzene	N	E84282	8260B	5/20/2009 6:44:00PM	0.63	0.63	ug/L	U
039175	Vinyl chloride	N	E84282	8260B	5/20/2009 6:44:00PM	0.5	0.5	ug/L	U
077057	Vinyl acetate	N	E84282	8260B	5/20/2009 6:44:00PM	1.5	1.5	ug/L	U
032106	Trichloromethane	N	E84282	8260B	5/20/2009 6:44:00PM	0.9	0.9	ug/L	U
034488	Trichlorofluoromethane	N	E84282	8260B	5/20/2009 6:44:00PM	2.5	2.5	ug/L	U
034311	Chloroethane	N	E84282	8260B	5/20/2009 6:44:00PM	2.5	2.5	ug/L	U
081551	Xylenes, Total	N	E84282	8260B	5/20/2009 6:44:00PM	0.5	0.5	ug/L	U

Total Parameters Monitored: 74

* Well purging is the process of pumping the well prior to sampling in order to obtain a representative ground water sample.

Facility Name: SOUTHEAST COUNTY SLF (PICNIC LF)

PARAMETER MONITORING REPORT

Rule 62-701

WACS Report Type: SEMGW

Description: Semiannual Gw: 62-701.510(8)(A) (2 Pages)

WACS Facility ID #: 41193

WACS Testsite ID #: 0

WACS Testsite Name: Equipment Blank

Water Classification: G-II
(i.e.: LC - Leachate, G-II, SW-IIIF)

* Well Purged prior to Sample Collection? (Y/N): N

Sample Date/Time: 5/19/2009 11:58:00AM

Sampling Method: Grab

Permitted Well Type: OT

(AS) Assessment
(BG) Background
(CO) Compliance
(DE) Detection
(DG) Downgradient
(IM) Intermediate
(IW) Irrigation Well
(OT) Other
(PZ) Piezometer
(SO) Source
(UP) Upgradient
(WS) Water Supply

STORET Code	Parameter Monitored	Field Filtered (Y/N)	NELAC Lab Certification # (DOHE)	Analysis Method	Analysis Date/Time	Analysis Result	Detection Limit	Units	Qual
001007	Barium	N	E84282	6010B	6/5/2009 9:52:00AM	2	2	ug/L	U
034546	trans-1,2-Dichloroethene	N	E84282	8260B	5/20/2009 5:12:00PM	0.44	0.44	ug/L	U
001097	Antimony	N	E84282	6010B	6/5/2009 9:52:00AM	4	4	ug/L	U
032106	Trichloromethane	N	E84282	8260B	5/20/2009 5:12:00PM	0.9	0.9	ug/L	U
001002	Arsenic	N	E84282	6010B	6/5/2009 9:52:00AM	4	4	ug/L	U
000620	Nitrate as N	N	E84282	353.2	5/20/2009 10:51:00AM	0.1	0.1	mg/L	U
000610	Ammonia (as N)	N	E84282	350.1	5/22/2009 1:43:00PM	0.073	0.01	mg/L	
000940	Chloride	N	E84282	300	6/2/2009 3:39:00AM	0.2	0.2	mg/L	U
077057	Vinyl acetate	N	E84282	8260B	5/20/2009 5:12:00PM	1.5	1.5	ug/L	U
081551	Xylenes, Total	N	E84282	8260B	5/20/2009 5:12:00PM	0.5	0.5	ug/L	U
032101	Bromodichloromethane	N	E84282	8260B	5/20/2009 5:12:00PM	0.35	0.35	ug/L	U
032102	Carbon tetrachloride	N	E84282	8260B	5/20/2009 5:12:00PM	0.42	0.42	ug/L	U
001045	Iron	N	E84282	6010B	6/5/2009 9:52:00AM	50	50	ug/L	U
034488	Trichlorofluoromethane	N	E84282	8260B	5/20/2009 5:12:00PM	2.5	2.5	ug/L	U
070300	Total Dissolved Solids	N	E81005	SM 2540C	5/26/2009 12:52:00PM	8.5	5	mg/L	
034418	Chloromethane	N	E84282	8260B	5/20/2009 5:12:00PM	1	1	ug/L	U
077562	1,1,1,2-Tetrachloroethane	N	E84282	8260B	5/20/2009 5:12:00PM	0.63	0.63	ug/L	U
034531	1,2-Dichloroethane	N	E84282	8260B	5/20/2009 5:12:00PM	0.57	0.57	ug/L	U
032105	Dibromochloromethane	N	E84282	8260B	5/20/2009 5:12:00PM	0.34	0.34	ug/L	U
077424	Iodomethane	N	E84282	8260B	5/20/2009 5:12:00PM	2.5	2.5	ug/L	U
034496	1,1-Dichloroethane	N	E84282	8260B	5/20/2009 5:12:00PM	0.52	0.52	ug/L	U
078124	Benzene	N	E84282	8260B	5/20/2009 5:12:00PM	0.5	0.5	ug/L	U
077596	Dibromomethane	N	E84282	8260B	5/20/2009 5:12:00PM	0.41	0.41	ug/L	U
034413	Bromomethane	N	E84282	8260B	5/20/2009 5:12:00PM	2.5	2.5	ug/L	U
077093	cis-1,2-Dichloroethene	N	E84282	8260B	5/20/2009 5:12:00PM	0.65	0.65	ug/L	U
034371	Ethylbenzene	N	E84282	8260B	5/20/2009 5:12:00PM	0.44	0.44	ug/L	U
032104	Bromoform	N	E84282	8260B	5/20/2009 5:12:00PM	0.58	0.58	ug/L	U
034301	Chlorobenzene	N	E84282	8260B	5/20/2009 5:12:00PM	0.63	0.63	ug/L	U
077128	Styrene	N	E84282	8260B	5/20/2009 5:12:00PM	0.98	0.98	ug/L	U
077041	Carbon disulfide	N	E84282	8260B	5/20/2009 5:12:00PM	0.85	0.85	ug/L	U
039180	Trichloroethene	N	E84282	8260B	5/20/2009 5:12:00PM	0.5	0.5	ug/L	U
073085	Bromochloromethane	N	E84282	8260B	5/20/2009 5:12:00PM	0.58	0.58	ug/L	U
034311	Chloroethane	N	E84282	8260B	5/20/2009 5:12:00PM	2.5	2.5	ug/L	U
034704	cis-1,3-Dichloropropene	N	E84282	8260B	5/20/2009 5:12:00PM	0.14	0.14	ug/L	U
034215	Acrylonitrile	N	E84282	8260B	5/20/2009 5:12:00PM	1.2	1.2	ug/L	U
001077	Silver	N	E84282	6010B	6/5/2009 9:52:00AM	1	1	ug/L	U
034501	1,1-Dichloroethene	N	E84282	8260B	5/20/2009 5:12:00PM	0.45	0.45	ug/L	U
081552	Acetone	N	E84282	8260B	5/20/2009 5:12:00PM	9.9	9.9	ug/L	U
081596	4-Methyl-2-pentanone	N	E84282	8260B	5/20/2009 5:12:00PM	3.8	3.8	ug/L	U
077103	2-Hexanone	N	E84282	8260B	5/20/2009 5:12:00PM	4.4	4.4	ug/L	U
081595	2-Butanone	N	E84282	8260B	5/20/2009 5:12:00PM	8.4	8.4	ug/L	U
001027	Cadmium	N	E84282	6010B	6/5/2009 9:52:00AM	1	1	ug/L	U
034541	1,2-Dichloropropane	N	E84282	8260B	5/20/2009 5:12:00PM	0.52	0.52	ug/L	U
001034	Chromium	N	E84282	6010B	6/5/2009 9:52:00AM	2	2	ug/L	U

* Well purging is the process of pumping the well prior to sampling in order to obtain a representative ground water sample.

Form Produced by FDEP Validator software

WACS Facility ID #: 41193

WACS Testsite ID #: 0

WACS Testsite Name: Equipment Blank

Water Classification: G-II
(i.e.: LC - Leachate, G-II, SW-IIIF)

* Well Purged prior to Sample Collection? (Y/N): N

Sample Date/Time: 5/19/2009 11:58:00AM

Sampling Method: Grab

Permitted Well Type: OT

(AS) Assessment
(BG) Background
(CO) Compliance
(DE) Detection
(DG) Downgradient
(IM) Intermediate
(IW) Irrigation Well
(OT) Other
(PZ) Piezometer
(SO) Source
(UP) Upgradient
(WS) Water Supply

STORET Code	Parameter Monitored	Field Filtered (Y/N)	NELAC Lab Certification # (DOHE)	Analysis Method	Analysis Date/Time	Analysis Result	Detection Limit	Units	Qual
034536	1,2-Dichlorobenzene	N	E84282	8260B	5/20/2009 5:12:00PM	0.44	0.44	ug/L	U
077443	1,2,3-Trichloropropane	N	E84282	8260B	5/20/2009 5:12:00PM	0.18	0.18	ug/L	U
077651	Ethylene Dibromide	N	E81005	8011	6/2/2009 9:53:00PM	0.0041	0.0041	ug/L	U
034511	1,1,2-Trichloroethane	N	E84282	8260B	5/20/2009 5:12:00PM	0.47	0.47	ug/L	U
034516	1,1,2,2-Tetrachloroethane	N	E84282	8260B	5/20/2009 5:12:00PM	0.15	0.15	ug/L	U
034506	1,1,1-Trichloroethane	N	E84282	8260B	5/20/2009 5:12:00PM	0.46	0.46	ug/L	U
034423	Methylene Chloride	N	E84282	8260B	5/20/2009 5:12:00PM	4	4	ug/L	U
034571	1,4-Dichlorobenzene	N	E84282	8260B	5/20/2009 5:12:00PM	0.52	0.52	ug/L	U
001037	Cobalt	N	E84282	6010B	6/5/2009 9:52:00AM	2	2	ug/L	U
034699	trans-1,3-Dichloropropene	N	E84282	8260B	5/20/2009 5:12:00PM	0.14	0.14	ug/L	U
034010	Toluene	N	E84282	8260B	5/20/2009 5:12:00PM	0.51	0.51	ug/L	U
039175	Vinyl chloride	N	E84282	8260B	5/20/2009 5:12:00PM	0.5	0.5	ug/L	U
034475	Tetrachloroethene	N	E84282	8260B	5/20/2009 5:12:00PM	0.5	0.5	ug/L	U
000929	Sodium	N	E84282	6010B	6/5/2009 9:52:00AM	0.53	0.31	mg/L	
001059	Thallium	N	E84282	6010B	6/5/2009 9:52:00AM	5	5	ug/L	U
071900	Mercury	N	E84282	7470A	6/2/2009 5:53:00PM	0.12	0.072	ug/L	I
001092	Zinc	N	E84282	6010B	6/5/2009 9:52:00AM	5	5	ug/L	U
049263	trans-1,4-Dichloro-2-butene	N	E84282	8260B	5/20/2009 5:12:00PM	2.5	2.5	ug/L	U
038437	1,2-Dibromo-3-Chloropropane	N	E81005	8011	6/2/2009 9:53:00PM	0.0025	0.0025	ug/L	U
001012	Beryllium	N	E84282	6010B	6/5/2009 9:52:00AM	0.5	0.5	ug/L	U
001147	Selenium	N	E84282	6010B	6/5/2009 9:52:00AM	5	5	ug/L	U
001067	Nickel	N	E84282	6010B	6/5/2009 9:52:00AM	2	2	ug/L	U
001051	Lead	N	E84282	6010B	6/5/2009 9:52:00AM	2	2	ug/L	U
001042	Copper	N	E84282	6010B	6/5/2009 9:52:00AM	2.9	2.9	ug/L	U
001087	Vanadium	N	E84282	6010B	6/5/2009 9:52:00AM	2.5	2.5	ug/L	U

Total Parameters Monitored: 69

* Well purging is the process of pumping the well prior to sampling in order to obtain a representative ground water sample.

Facility Name: SOUTHEAST COUNTY SLF (PICNIC LF)

PARAMETER MONITORING REPORT

Rule 62-701

WACS Report Type: SEMGW

Description: Semiannual Gw: 62-701.510(8)(A) (2 Pages)

WACS Facility ID #: 41193

WACS Testsite ID #: 19861

WACS Testsite Name: TH-22A

Water Classification: LC
(i.e.: LC - Leachate, G-II, SW-IIIF)

* Well Purged prior to Sample Collection? (Y/N): Y

Sample Date/Time: 5/19/2009 12:39:00PM

Sampling Method: Unknown

Permitted Well Type: OT

(AS) Assessment
(BG) Background
(CO) Compliance
(DE) Detection
(DG) Downgradient
(IM) Intermediate
(IW) Irrigation Well
(OT) Other
(PZ) Piezometer
(SO) Source
(UP) Upgradient
(WS) Water Supply

STORET Code	Parameter Monitored	Field Filtered (Y/N)	NELAC Lab Certification # (DOHE)	Analysis Method	Analysis Date/Time	Analysis Result	Detection Limit	Units	Qual
001037	Cobalt	N	E84282	6010B	6/5/2009 9:58:00AM	2	2	ug/L	U
032105	Dibromochloromethane	N	E84282	8260B	5/20/2009 7:07:00PM	0.34	0.34	ug/L	U
073085	Bromochloromethane	N	E84282	8260B	5/20/2009 7:07:00PM	0.58	0.58	ug/L	U
000094	Specific Conductance	N	E84282	DEP-SOP	5/19/2009 12:39:00PM	258		umhos/cm	
034215	Acrylonitrile	N	E84282	8260B	5/20/2009 7:07:00PM	1.2	1.2	ug/L	U
032104	Bromoform	N	E84282	8260B	5/20/2009 7:07:00PM	0.58	0.58	ug/L	U
034413	Bromomethane	N	E84282	8260B	5/20/2009 7:07:00PM	2.5	2.5	ug/L	U
077041	Carbon disulfide	N	E84282	8260B	5/20/2009 7:07:00PM	0.85	0.85	ug/L	U
077128	Styrene	N	E84282	8260B	5/20/2009 7:07:00PM	0.98	0.98	ug/L	U
034301	Chlorobenzene	N	E84282	8260B	5/20/2009 7:07:00PM	0.63	0.63	ug/L	U
001012	Beryllium	N	E84282	6010B	6/5/2009 9:58:00AM	0.5	0.5	ug/L	U
034418	Chloromethane	N	E84282	8260B	5/20/2009 7:07:00PM	1	1	ug/L	U
034010	Toluene	N	E84282	8260B	5/20/2009 7:07:00PM	0.51	0.51	ug/L	U
032101	Bromodichloromethane	N	E84282	8260B	5/20/2009 7:07:00PM	0.35	0.35	ug/L	U
077596	Dibromomethane	N	E84282	8260B	5/20/2009 7:07:00PM	0.41	0.41	ug/L	U
034371	Ethylbenzene	N	E84282	8260B	5/20/2009 7:07:00PM	0.44	0.44	ug/L	U
077424	Iodomethane	N	E84282	8260B	5/20/2009 7:07:00PM	2.5	2.5	ug/L	U
034423	Methylene Chloride	N	E84282	8260B	5/20/2009 7:07:00PM	4	4	ug/L	U
032102	Carbon tetrachloride	N	E84282	8260B	5/20/2009 7:07:00PM	0.42	0.42	ug/L	U
000940	Chloride	N	E84282	300	6/2/2009 4:21:00AM	23	0.2	mg/L	
049263	trans-1,4-Dichloro-2-butene	N	E84282	8260B	5/20/2009 7:07:00PM	2.5	2.5	ug/L	U
081551	Xylenes, Total	N	E84282	8260B	5/20/2009 7:07:00PM	0.5	0.5	ug/L	U
034699	trans-1,3-Dichloropropene	N	E84282	8260B	5/20/2009 7:07:00PM	0.14	0.14	ug/L	U
039175	Vinyl chloride	N	E84282	8260B	5/20/2009 7:07:00PM	0.5	0.5	ug/L	U
077057	Vinyl acetate	N	E84282	8260B	5/20/2009 7:07:00PM	1.5	1.5	ug/L	U
032106	Trichloromethane	N	E84282	8260B	5/20/2009 7:07:00PM	0.9	0.9	ug/L	U
039180	Trichloroethene	N	E84282	8260B	5/20/2009 7:07:00PM	0.5	0.5	ug/L	U
034704	cis-1,3-Dichloropropene	N	E84282	8260B	5/20/2009 7:07:00PM	0.14	0.14	ug/L	U
070300	Total Dissolved Solids	N	E81005	SM 2540C	5/26/2009 12:52:00PM	170	5	mg/L	
001002	Arsenic	N	E84282	6010B	6/5/2009 9:58:00AM	4	4	ug/L	U
000610	Ammonia (as N)	N	E84282	350.1	5/22/2009 1:44:00PM	0.8	0.01	mg/L	
000620	Nitrate as N	N	E84282	353.2	5/20/2009 10:51:00AM	0.1	0.1	mg/L	U
001045	Iron	N	E84282	6010B	6/5/2009 9:58:00AM	390	50	ug/L	
034546	trans-1,2-Dichloroethene	N	E84282	8260B	5/20/2009 7:07:00PM	0.44	0.44	ug/L	U
077443	1,2,3-Trichloropropane	N	E84282	8260B	5/20/2009 7:07:00PM	0.18	0.18	ug/L	U
077093	cis-1,2-Dichloroethene	N	E84282	8260B	5/20/2009 7:07:00PM	0.65	0.65	ug/L	U
001007	Barium	N	E84282	6010B	6/5/2009 9:58:00AM	55	2	ug/L	
034488	Trichlorofluoromethane	N	E84282	8260B	5/20/2009 7:07:00PM	2.5	2.5	ug/L	U
081552	Acetone	N	E84282	8260B	5/20/2009 7:07:00PM	9.9	9.9	ug/L	U
034496	1,1-Dichloroethane	N	E84282	8260B	5/20/2009 7:07:00PM	0.52	0.52	ug/L	U
081596	4-Methyl-2-pentanone	N	E84282	8260B	5/20/2009 7:07:00PM	3.8	3.8	ug/L	U
077103	2-Hexanone	N	E84282	8260B	5/20/2009 7:07:00PM	4.4	4.4	ug/L	U
081595	2-Butanone	N	E84282	8260B	5/20/2009 7:07:00PM	8.4	8.4	ug/L	U
034571	1,4-Dichlorobenzene	N	E84282	8260B	5/20/2009 7:07:00PM	0.52	0.52	ug/L	U

* Well purging is the process of pumping the well prior to sampling in order to obtain a representative ground water sample.

Form Produced by FDEP Validator software

WACS Facility ID #: 41193

WACS Testsite ID #: 19861

WACS Testsite Name: TH-22A

Water Classification: LC
(i.e.: LC - Leachate, G-II, SW-IIIF)

* Well Purged prior to Sample Collection? (Y/N): Y

Sample Date/Time: 5/19/2009 12:39:00PM

Sampling Method: Unknown

Permitted Well Type: OT

(AS) Assessment
(BG) Background
(CO) Compliance
(DE) Detection
(DG) Downgradient
(IM) Intermediate
(IW) Irrigation Well
(OT) Other
(PZ) Piezometer
(SO) Source
(UP) Upgradient
(WS) Water Supply

STORET Code	Parameter Monitored	Field Filtered (Y/N)	NELAC Lab Certification # (DOHE)	Analysis Method	Analysis Date/Time	Analysis Result	Detection Limit	Units	Qual
034541	1,2-Dichloropropane	N	E84282	8260B	5/20/2009 7:07:00PM	0.52	0.52	ug/L	U
001051	Lead	N	E84282	6010B	6/5/2009 9:58:00AM	2	2	ug/L	U
034536	1,2-Dichlorobenzene	N	E84282	8260B	5/20/2009 7:07:00PM	0.44	0.44	ug/L	U
034501	1,1-Dichloroethene	N	E84282	8260B	5/20/2009 7:07:00PM	0.45	0.45	ug/L	U
034516	1,1,2,2-Tetrachloroethane	N	E84282	8260B	5/20/2009 7:07:00PM	0.15	0.15	ug/L	U
034506	1,1,1-Trichloroethane	N	E84282	8260B	5/20/2009 7:07:00PM	0.46	0.46	ug/L	U
077562	1,1,1,2-Tetrachloroethane	N	E84282	8260B	5/20/2009 7:07:00PM	0.63	0.63	ug/L	U
077651	Ethylene Dibromide	N	E81005	8011	6/2/2009 10:07:00PM	0.0041	0.0041	ug/L	U
078124	Benzene	N	E84282	8260B	5/20/2009 7:07:00PM	0.5	0.5	ug/L	U
034475	Tetrachloroethene	N	E84282	8260B	5/20/2009 7:07:00PM	0.5	0.5	ug/L	U
001097	Antimony	N	E84282	6010B	6/5/2009 9:58:00AM	4	4	ug/L	U
034531	1,2-Dichloroethane	N	E84282	8260B	5/20/2009 7:07:00PM	0.57	0.57	ug/L	U
001042	Copper	N	E84282	6010B	6/5/2009 9:58:00AM	2.9	2.9	ug/L	U
034311	Chloroethane	N	E84282	8260B	5/20/2009 7:07:00PM	2.5	2.5	ug/L	U
034511	1,1,2-Trichloroethane	N	E84282	8260B	5/20/2009 7:07:00PM	0.47	0.47	ug/L	U
000406	Field pH	N	E84282	DEP-SOP	5/19/2009 12:39:00PM	4.51		SU	
038437	1,2-Dibromo-3-Chloropropane	N	E81005	8011	6/2/2009 10:07:00PM	0.0025	0.0025	ug/L	U
000010	Field Temperature	N	E84282	DEP-SOP	5/19/2009 12:39:00PM	22.13		Degrees C	
001034	Chromium	N	E84282	6010B	6/5/2009 9:58:00AM	2	2	ug/L	U
001147	Selenium	N	E84282	6010B	6/5/2009 9:58:00AM	5	5	ug/L	U
000299	Oxygen, Dissolved	N	E84282	DEP-SOP	5/19/2009 12:39:00PM	0.59		mg/L	
001059	Thallium	N	E84282	6010B	6/5/2009 9:58:00AM	5	5	ug/L	U
071900	Mercury	N	E84282	7470A	6/2/2009 5:55:00PM	0.1	0.072	ug/L	I
001092	Zinc	N	E84282	6010B	6/5/2009 9:58:00AM	5	5	ug/L	U
001027	Cadmium	N	E84282	6010B	6/5/2009 9:58:00AM	1	1	ug/L	U
001087	Vanadium	N	E84282	6010B	6/5/2009 9:58:00AM	2.5	2.5	ug/L	U
001067	Nickel	N	E84282	6010B	6/5/2009 9:58:00AM	2	2	ug/L	U
000929	Sodium	N	E84282	6010B	6/5/2009 9:58:00AM	4.7	0.31	mg/L	
001077	Silver	N	E84282	6010B	6/5/2009 9:58:00AM	1	1	ug/L	U
082079	Turbidity	N	E84282	DEP-SOP	5/19/2009 12:39:00PM	6		NTU	

Total Parameters Monitored: 74

* Well purging is the process of pumping the well prior to sampling in order to obtain a representative ground water sample.

Form Produced by FDEP Validator software

Facility Name: SOUTHEAST COUNTY SLF (PICNIC LF)

PARAMETER MONITORING REPORT

Rule 62-701

WACS Report Type: SEMGW

Description: Semiannual Gw: 62-701.510(8)(A) (2 Pages)

WACS Facility ID #: 41193

WACS Testsite ID #: 0

WACS Testsite Name: Travel Blank

Water Classification: G-II
(i.e.: LC - Leachate, G-II, SW-IIIF)

* Well Purged prior to Sample Collection? (Y/N): N

Sample Date/Time: 5/19/2009 10:56:00AM

Sampling Method: Grab

Permitted Well Type: OT

(AS) Assessment
(BG) Background
(CO) Compliance
(DE) Detection
(DG) Downgradient
(IM) Intermediate
(IW) Irrigation Well
(OT) Other
(PZ) Piezometer
(SO) Source
(UP) Upgradient
(WS) Water Supply

STORET Code	Parameter Monitored	Field Filtered (Y/N)	NELAC Lab Certification # (DOHE)	Analysis Method	Analysis Date/Time	Analysis Result	Detection Limit	Units	Qual
032105	Dibromochloromethane	N	E84282	8260B	5/20/2009 4:50:00PM	0.34	0.34	ug/L	U
077443	1,2,3-Trichloropropane	N	E84282	8260B	5/20/2009 4:50:00PM	0.18	0.18	ug/L	U
034531	1,2-Dichloroethane	N	E84282	8260B	5/20/2009 4:50:00PM	0.57	0.57	ug/L	U
034501	1,1-Dichloroethene	N	E84282	8260B	5/20/2009 4:50:00PM	0.45	0.45	ug/L	U
034541	1,2-Dichloropropane	N	E84282	8260B	5/20/2009 4:50:00PM	0.52	0.52	ug/L	U
034496	1,1-Dichloroethane	N	E84282	8260B	5/20/2009 4:50:00PM	0.52	0.52	ug/L	U
034571	1,4-Dichlorobenzene	N	E84282	8260B	5/20/2009 4:50:00PM	0.52	0.52	ug/L	U
081595	2-Butanone	N	E84282	8260B	5/20/2009 4:50:00PM	8.4	8.4	ug/L	U
077103	2-Hexanone	N	E84282	8260B	5/20/2009 4:50:00PM	4.4	4.4	ug/L	U
034536	1,2-Dichlorobenzene	N	E84282	8260B	5/20/2009 4:50:00PM	0.44	0.44	ug/L	U
081552	Acetone	N	E84282	8260B	5/20/2009 4:50:00PM	9.9	9.9	ug/L	U
081551	Xylenes, Total	N	E84282	8260B	5/20/2009 4:50:00PM	0.5	0.5	ug/L	U
077596	Dibromomethane	N	E84282	8260B	5/20/2009 4:50:00PM	0.41	0.41	ug/L	U
034371	Ethylbenzene	N	E84282	8260B	5/20/2009 4:50:00PM	0.44	0.44	ug/L	U
077424	Iodomethane	N	E84282	8260B	5/20/2009 4:50:00PM	2.5	2.5	ug/L	U
034423	Methylene Chloride	N	E84282	8260B	5/20/2009 4:50:00PM	4	4	ug/L	U
034475	Tetrachloroethene	N	E84282	8260B	5/20/2009 4:50:00PM	0.5	0.5	ug/L	U
034010	Toluene	N	E84282	8260B	5/20/2009 4:50:00PM	0.51	0.51	ug/L	U
034704	cis-1,3-Dichloropropene	N	E84282	8260B	5/20/2009 4:50:00PM	0.14	0.14	ug/L	U
034546	trans-1,2-Dichloroethene	N	E84282	8260B	5/20/2009 4:50:00PM	0.44	0.44	ug/L	U
078124	Benzene	N	E84282	8260B	5/20/2009 4:50:00PM	0.5	0.5	ug/L	U
077128	Styrene	N	E84282	8260B	5/20/2009 4:50:00PM	0.98	0.98	ug/L	U
034301	Chlorobenzene	N	E84282	8260B	5/20/2009 4:50:00PM	0.63	0.63	ug/L	U
081596	4-Methyl-2-pentanone	N	E84282	8260B	5/20/2009 4:50:00PM	3.8	3.8	ug/L	U
039175	Vinyl chloride	N	E84282	8260B	5/20/2009 4:50:00PM	0.5	0.5	ug/L	U
032101	Bromodichloromethane	N	E84282	8260B	5/20/2009 4:50:00PM	0.35	0.35	ug/L	U
073085	Bromochloromethane	N	E84282	8260B	5/20/2009 4:50:00PM	0.58	0.58	ug/L	U
034215	Acrylonitrile	N	E84282	8260B	5/20/2009 4:50:00PM	1.2	1.2	ug/L	U
034506	1,1,1-Trichloroethane	N	E84282	8260B	5/20/2009 4:50:00PM	0.46	0.46	ug/L	U
032104	Bromoform	N	E84282	8260B	5/20/2009 4:50:00PM	0.58	0.58	ug/L	U
034511	1,1,2-Trichloroethane	N	E84282	8260B	5/20/2009 4:50:00PM	0.47	0.47	ug/L	U
034413	Bromomethane	N	E84282	8260B	5/20/2009 4:50:00PM	2.5	2.5	ug/L	U
034516	1,1,2,2-Tetrachloroethane	N	E84282	8260B	5/20/2009 4:50:00PM	0.15	0.15	ug/L	U
032102	Carbon tetrachloride	N	E84282	8260B	5/20/2009 4:50:00PM	0.42	0.42	ug/L	U
032106	Trichloromethane	N	E84282	8260B	5/20/2009 4:50:00PM	0.9	0.9	ug/L	U
034311	Chloroethane	N	E84282	8260B	5/20/2009 4:50:00PM	2.5	2.5	ug/L	U
034418	Chloromethane	N	E84282	8260B	5/20/2009 4:50:00PM	1	1	ug/L	U
034699	trans-1,3-Dichloropropene	N	E84282	8260B	5/20/2009 4:50:00PM	0.14	0.14	ug/L	U
049263	trans-1,4-Dichloro-2-butene	N	E84282	8260B	5/20/2009 4:50:00PM	2.5	2.5	ug/L	U
039180	Trichloroethene	N	E84282	8260B	5/20/2009 4:50:00PM	0.5	0.5	ug/L	U
034488	Trichlorofluoromethane	N	E84282	8260B	5/20/2009 4:50:00PM	2.5	2.5	ug/L	U
077562	1,1,1,2-Tetrachloroethane	N	E84282	8260B	5/20/2009 4:50:00PM	0.63	0.63	ug/L	U
077057	Vinyl acetate	N	E84282	8260B	5/20/2009 4:50:00PM	1.5	1.5	ug/L	U
077093	cis-1,2-Dichloroethene	N	E84282	8260B	5/20/2009 4:50:00PM	0.65	0.65	ug/L	U

* Well purging is the process of pumping the well prior to sampling in order to obtain a representative ground water sample.

Form Produced by FDEP Validator software

WACS Facility ID #: 41193
WACS Testsite ID #: 0
WACS Testsite Name: Travel Blank
Water Classification: G-II
(i.e.. LC - Leachate, G-II, SW-IIIF)

* Well Purged prior to Sample Collection? (Y/N): N

Sample Date/Time: 5/19/2009 10:56:00AM
Sampling Method: Grab
Permitted Well Type: OT

(AS) Assessment
(BG) Background
(CO) Compliance
(DE) Detection
(DG) Downgradient
(IM) Intermediate
(IW) Irrigation Well
(OT) Other
(PZ) Piezometer
(SO) Source
(UP) Upgradient
(WS) Water Supply

STORET Code	Parameter Monitored	Field Filtered (Y/N)	NELAC Lab Certification # (DOHE)	Analysis Method	Analysis Date/Time	Analysis Result	Detection Limit	Units	Qual
077041	Carbon disulfide	N	E84282	8260B	5/20/2009 4:50:00PM	0.85	0.85	ug/L	U

Total Parameters Monitored: 45

* Well purging is the process of pumping the well prior to sampling in order to obtain a representative ground water sample.

TestAmerica
THE LEADER IN ENVIRONMENTAL TESTING

ANALYTICAL REPORT

Job Number: 660-29473-1

Job Description: Southeast Landfill Well Monitoring

For:
Hillsborough County
Solid Waste Management Department
601 East Kennedy Blvd
24th Floor County Center
Tampa, FL 33601

Attention: Mr. David S Adams

Approved for release.
Nancy Robertson
Project Manager II
6/29/2009 3:35 PM

Nancy Robertson
Project Manager II
nancy.robertson@testamericainc.com
06/29/2009

cc: Mr. Jim Clayton
Mr. Michael Townsel

Methods: FDEP, DOH Certification #: TestAmerica Tampa E84282, TestAmerica Tallahassee E81005

These test results meet all the requirements of NELAC unless specified in the case narrative. All questions regarding this test report should be directed to the TestAmerica Project Manager who signed this test report. The estimated uncertainty associated with these reported results is available upon request. The results contained in this test report relate only to these samples included herein.

Job Narrative
660-J29473-1

Receipt
All samples were received in good condition within temperature requirements.

GC/MS VOA
Method 8260B: The matrix spike (MS) recoveries for batch 79502 associated with sample TH-70A were outside control limits. The associated laboratory control sample (LCS) met acceptance criteria. The sample is flagged with J3.

GC Semi VOA
Method 8011: The percent RPD in the Laboratory Control Sample for batch 56976 was outside QC limits. The Percent Recoveries were in control. The samples are flagged with J3.

Metals
Method 6010B: The method blank for batch 79862 had an estimated result for silver between the MDL and PQL. The associated samples were non detect for silver.

Method 7470A: The matrix spike (MSD) recoveries for batch 79997 associated with sample TH-36-A were outside control limits. The associated laboratory control sample (LCS) met acceptance criteria. The sample was flagged with J3.

EXECUTIVE SUMMARY - Detections

Client: Hillsborough County

Job Number: 660-29473-1

Lab Sample ID / Analyte	Client Sample ID	Result / Qualifier		Reporting Limit	Units	Method
660-29473-1	**TH-36-A**					
Mercury		0.15	I J3	0.20	ug/L	7470A
Field pH		5.78			SU	Field Sampling
Field Temperature		25.03			Degrees C	Field Sampling
Oxygen, Dissolved		3.69			mg/L	Field Sampling
Specific Conductance		221			umhos/cm	Field Sampling
Turbidity		39.7			NTU	Field Sampling
Chloride		11		0.50	mg/L	300.0
Ammonia (as N)		0.049		0.020	mg/L	350.1
Total Dissolved Solids		150		5.0	mg/L	SM 2540C
Total Recoverable						
Barium		12		10	ug/L	6010B
Chromium		3.4	I	10	ug/L	6010B
Iron		51	I	200	ug/L	6010B
Sodium		7.4		0.50	mg/L	6010B
Vanadium		17		10	ug/L	6010B
660-29473-2	**TH-70A**					
Field pH		6.46			SU	Field Sampling
Field Temperature		23.63			Degrees C	Field Sampling
Oxygen, Dissolved		0.14			mg/L	Field Sampling
Specific Conductance		343			umhos/cm	Field Sampling
Turbidity		19.9			NTU	Field Sampling
Chloride		16		0.50	mg/L	300.0
Ammonia (as N)		0.73		0.020	mg/L	350.1
Total Dissolved Solids		170		5.0	mg/L	SM 2540C
Total Recoverable						
Arsenic		6.4	I	10	ug/L	6010B
Barium		10	I	10	ug/L	6010B
Chromium		3.1	I	10	ug/L	6010B
Iron		13000		200	ug/L	6010B
Sodium		6.3		0.50	mg/L	6010B
Zinc		5.6	I	20	ug/L	6010B

EXECUTIVE SUMMARY - Detections

Client: Hillsborough County

Job Number: 660-29473-1

Lab Sample ID / Analyte	Client Sample ID	Result / Qualifier		Reporting Limit	Units	Method
660-29473-3	**DUPLICATE**					
Chloride		13		0.50	mg/L	300.0
Ammonia (as N)		2.0		0.020	mg/L	350.1
Total Dissolved Solids		190		5.0	mg/L	SM 2540C
Total Recoverable						
Arsenic		4.5	I	10	ug/L	6010B
Chromium		3.1	I	10	ug/L	6010B
Iron		4000		200	ug/L	6010B
Sodium		15		0.50	mg/L	6010B
Vanadium		2.8	I	10	ug/L	6010B
660-29473-4	**TH-65**					
Field pH		5.42			SU	Field Sampling
Field Temperature		23.57			Degrees C	Field Sampling
Oxygen, Dissolved		0.42			mg/L	Field Sampling
Specific Conductance		300			umhos/cm	Field Sampling
Turbidity		2.2			NTU	Field Sampling
Chloride		13		0.50	mg/L	300.0
Ammonia (as N)		2.1		0.020	mg/L	350.1
Total Dissolved Solids		190		5.0	mg/L	SM 2540C
Total Recoverable						
Arsenic		5.4	I	10	ug/L	6010B
Chromium		3.6	I	10	ug/L	6010B
Cobalt		2.0	I	10	ug/L	6010B
Iron		4000		200	ug/L	6010B
Sodium		15		0.50	mg/L	6010B
Vanadium		3.1	I	10	ug/L	6010B
660-29473-5	**TH-69A**					
Field pH		6.22			SU	Field Sampling
Field Temperature		23.80			Degrees C	Field Sampling
Oxygen, Dissolved		0.73			mg/L	Field Sampling
Specific Conductance		603			umhos/cm	Field Sampling
Turbidity		20.7			NTU	Field Sampling
Chloride		37		0.50	mg/L	300.0
Ammonia (as N)		1.1		0.020	mg/L	350.1
Total Dissolved Solids		330		10	mg/L	SM 2540C
Total Recoverable						
Barium		5.4	I	10	ug/L	6010B
Chromium		3.4	I	10	ug/L	6010B
Iron		7000		200	ug/L	6010B
Sodium		11		0.50	mg/L	6010B

EXECUTIVE SUMMARY - Detections

Client: Hillsborough County

Job Number: 660-29473-1

Lab Sample ID / Analyte	Client Sample ID	Result / Qualifier		Reporting Limit	Units	Method
660-29473-6	**EQUIPMENT BLANK**					
Ammonia (as N)		0.078		0.020	mg/L	350.1
Total Recoverable						
Sodium		0.38	I	0.50	mg/L	6010B
660-29473-7	**TH-19**					
Field pH		6.74			SU	Field Sampling
Field Temperature		23.63			Degrees C	Field Sampling
Oxygen, Dissolved		0.86			mg/L	Field Sampling
Specific Conductance		416			umhos/cm	Field Sampling
Turbidity		1.3			NTU	Field Sampling
Chloride		8.2		0.50	mg/L	300.0
Ammonia (as N)		0.28		0.020	mg/L	350.1
Total Dissolved Solids		250		5.0	mg/L	SM 2540C
Total Recoverable						
Barium		5.4	I	10	ug/L	6010B
Sodium		13		0.50	mg/L	6010B
660-29473-8	**TH-71A**					
Field pH		6.40			SU	Field Sampling
Field Temperature		22.34			Degrees C	Field Sampling
Oxygen, Dissolved		0.14			mg/L	Field Sampling
Specific Conductance		695			umhos/cm	Field Sampling
Turbidity		12.2			NTU	Field Sampling
Chloride		11		0.50	mg/L	300.0
Ammonia (as N)		1.8		0.020	mg/L	350.1
Nitrate as N		0.11	I	0.50	mg/L	353.2
Total Dissolved Solids		450		10	mg/L	SM 2540C
Total Recoverable						
Barium		21		10	ug/L	6010B
Chromium		3.3	I	10	ug/L	6010B
Iron		20000		200	ug/L	6010B
Nickel		2.2	I	8.0	ug/L	6010B
Sodium		3.6		0.50	mg/L	6010B
Vanadium		3.3	I	10	ug/L	6010B

EXECUTIVE SUMMARY - Detections

Client: Hillsborough County

Job Number: 660-29473-1

Lab Sample ID / Analyte	Client Sample ID	Result / Qualifier		Reporting Limit	Units	Method
660-29473-9	**TH-66**					
Field pH		5.98			SU	Field Sampling
Field Temperature		23.62			Degrees C	Field Sampling
Oxygen, Dissolved		1.09			mg/L	Field Sampling
Specific Conductance		222			umhos/cm	Field Sampling
Turbidity		6.9			NTU	Field Sampling
Chloride		10		0.50	mg/L	300.0
Ammonia (as N)		0.44		0.020	mg/L	350.1
Total Dissolved Solids		140		10	mg/L	SM 2540C
Total Recoverable						
Barium		4.5	I	10	ug/L	6010B
Cobalt		2.6	I	10	ug/L	6010B
Iron		1200		200	ug/L	6010B
Sodium		4.0		0.50	mg/L	6010B

METHOD SUMMARY

Client: Hillsborough County

Job Number: 660-29473-1

Description	Lab Location	Method	Preparation Method
Matrix: Water			
Volatile Organic Compounds (GC/MS)	TAL TAM	SW846 8260B	
Purge and Trap	TAL TAM		SW846 5030B
EDB	TAL TAL	EPA 8011	
Microextraction	TAL TAL		SW846 8011
Metals (ICP)	TAL TAM	SW846 6010B	
Preparation, Total Recoverable or Dissolved Metals	TAL TAM		SW846 3005A
Mercury (CVAA)	TAL TAM	SW846 7470A	
Preparation, Mercury	TAL TAM		SW846 7470A
Anions, Ion Chromatography	TAL TAM	MCAWW 300.0	
Nitrogen, Ammonia	TAL TAM	MCAWW 350.1	
Nitrate	TAL TAM	MCAWW 353.2	
Solids, Total Dissolved (TDS)	TAL TAL	SM SM 2540C	
Field Sampling	TAL TAM	EPA Field Sampling	

Lab References:

TAL TAL = TestAmerica Tallahassee

TAL TAM = TestAmerica Tampa

Method References:

EPA = US Environmental Protection Agency

MCAWW = "Methods For Chemical Analysis Of Water And Wastes", EPA-600/4-79-020, March 1983 And Subsequent Revisions.

SM = "Standard Methods For The Examination Of Water And Wastewater",

SW846 = "Test Methods For Evaluating Solid Waste, Physical/Chemical Methods", Third Edition, November 1986 And Its Updates.

METHOD / ANALYST SUMMARY

Client: Hillsborough County

Job Number: 660-29473-1

Method	Analyst	Analyst ID
SW846 8260B	Campbell, Ed	EC
EPA 8011	Kelly, Cheryl A	CAK
SW846 6010B	Fox, Greg	GF
SW846 7470A	Canales, Richard	RC
EPA Field Sampling	Atkins, Amy	AA
MCAWW 300.0	Alvarez, Luz	LA
MCAWW 350.1	Griffith, Kelly L	KLG
MCAWW 353.2	Steward, Tiffany	TS
SM SM 2540C	Wilkerson, Shelette	SW

SAMPLE SUMMARY

Client: Hillsborough County

Job Number: 660-29473-1

Lab Sample ID	Client Sample ID	Client Matrix	Date/Time Sampled	Date/Time Received
660-29473-1	TH-36-A	Water	05/20/2009 1228	05/20/2009 1530
660-29473-2	TH-70A	Water	05/20/2009 1101	05/20/2009 1530
660-29473-3	Duplicate	Water	05/20/2009 0000	05/20/2009 1530
660-29473-4	TH-65	Water	05/20/2009 1312	05/20/2009 1530
660-29473-5	TH-69A	Water	05/20/2009 1027	05/20/2009 1530
660-29473-6	Equipment Blank	Water	05/20/2009 1010	05/20/2009 1530
660-29473-7	TH-19	Water	05/20/2009 1204	05/20/2009 1530
660-29473-8	TH-71A	Water	05/20/2009 1128	05/20/2009 1530
660-29473-9	TH-66	Water	05/20/2009 1408	05/20/2009 1530
660-29473-10	Travel Blank	Water	05/20/2009 1005	05/20/2009 1530

Mr. David S Adams
Hillsborough County
Solid Waste Management Department
601 East Kennedy Blvd
24th Floor County Center
Tampa, FL 33601

Job Number: 660-29473-1

Client Sample ID: TH-36-A
Lab Sample ID: 660-29473-1

Date Sampled: 05/20/2009 1228
Date Received: 05/20/2009 1530
Client Matrix: Water

Analyte	Result/Qualifier		Unit	MDL	PQL	Dilution
Method: 8260B			Date Analyzed:	05/21/2009 1625		
Prep Method: 5030B			Date Prepared:	05/21/2009 1625		
Acetone	9.9	U	ug/L	9.9	20	1.0
Acrylonitrile	1.2	U	ug/L	1.2	100	1.0
Benzene	0.50	U	ug/L	0.50	1.0	1.0
Bromochloromethane	0.58	U	ug/L	0.58	1.0	1.0
Bromodichloromethane	0.35	U	ug/L	0.35	1.0	1.0
Bromoform	0.58	U	ug/L	0.58	1.0	1.0
Bromomethane	2.5	U	ug/L	2.5	5.0	1.0
2-Butanone	8.4	U	ug/L	8.4	10	1.0
Carbon disulfide	0.85	U	ug/L	0.85	1.0	1.0
Carbon tetrachloride	0.42	U	ug/L	0.42	1.0	1.0
Chlorobenzene	0.63	U	ug/L	0.63	1.0	1.0
Chloroethane	2.5	U	ug/L	2.5	5.0	1.0
Chloromethane	1.0	U	ug/L	1.0	4.0	1.0
cis-1,2-Dichloroethene	0.65	U	ug/L	0.65	1.0	1.0
cis-1,3-Dichloropropene	0.14	U	ug/L	0.14	1.0	1.0
Dibromochloromethane	0.34	U	ug/L	0.34	1.0	1.0
Dibromomethane	0.41	U	ug/L	0.41	1.0	1.0
1,2-Dichlorobenzene	0.44	U	ug/L	0.44	1.0	1.0
1,4-Dichlorobenzene	0.52	U	ug/L	0.52	1.0	1.0
1,1-Dichloroethane	0.52	U	ug/L	0.52	1.0	1.0
1,2-Dichloroethane	0.57	U	ug/L	0.57	1.0	1.0
1,1-Dichloroethene	0.45	U	ug/L	0.45	1.0	1.0
1,2-Dichloropropane	0.52	U	ug/L	0.52	1.0	1.0
Ethylbenzene	0.44	U	ug/L	0.44	1.0	1.0
2-Hexanone	4.4	U	ug/L	4.4	10	1.0
Iodomethane	2.5	U	ug/L	2.5	5.0	1.0
Methylene Chloride	4.0	U	ug/L	4.0	5.0	1.0
4-Methyl-2-pentanone	3.8	U	ug/L	3.8	10	1.0
Styrene	0.98	U	ug/L	0.98	2.0	1.0
1,1,1,2-Tetrachloroethane	0.63	U	ug/L	0.63	1.0	1.0
1,1,2,2-Tetrachloroethane	0.15	U	ug/L	0.15	1.0	1.0
Tetrachloroethene	0.50	U	ug/L	0.50	1.0	1.0
Toluene	0.51	U	ug/L	0.51	1.0	1.0
trans-1,4-Dichloro-2-butene	2.5	U	ug/L	2.5	10	1.0
trans-1,2-Dichloroethene	0.44	U	ug/L	0.44	1.0	1.0
trans-1,3-Dichloropropene	0.14	U	ug/L	0.14	1.0	1.0
1,1,1-Trichloroethane	0.46	U	ug/L	0.46	1.0	1.0
1,1,2-Trichloroethane	0.47	U	ug/L	0.47	1.0	1.0
Trichloroethene	0.50	U	ug/L	0.50	1.0	1.0

Mr. David S Adams
Hillsborough County
Solid Waste Management Department
601 East Kennedy Blvd
24th Floor County Center
Tampa, FL 33601

Job Number: 660-29473-1

Client Sample ID: TH-36-A
Lab Sample ID: 660-29473-1

Date Sampled: 05/20/2009 1228
Date Received: 05/20/2009 1530
Client Matrix: Water

Analyte	Result/Qualifier		Unit	MDL	PQL	Dilution
Trichlorofluoromethane	2.5	U	ug/L	2.5	5.0	1.0
Trichloromethane	0.90	U	ug/L	0.90	1.0	1.0
1,2,3-Trichloropropane	0.18	U	ug/L	0.18	1.0	1.0
Vinyl acetate	1.5	U	ug/L	1.5	10	1.0
Vinyl chloride	0.50	U	ug/L	0.50	1.0	1.0
Xylenes, Total	0.50	U	ug/L	0.50	3.0	1.0
Surrogate					Acceptance Limits	
4-Bromofluorobenzene	97		%		70 - 130	
Dibromofluoromethane	99		%		70 - 130	
Toluene-d8 (Surr)	100		%		70 - 130	
Method: 8011			Date Analyzed:		05/25/2009 0141	
Prep Method: 8011			Date Prepared:		05/24/2009 1400	
1,2-Dibromo-3-Chloropropane	0.0026	U J3	ug/L	0.0026	0.019	1.0
Ethylene Dibromide	0.0042	U J3	ug/L	0.0042	0.019	1.0
Method: Total Recoverable-6010B			Date Analyzed:		06/08/2009 1655	
Prep Method: 3005A			Date Prepared:		06/01/2009 1411	
Antimony	4.0	U	ug/L	4.0	20	1.0
Arsenic	4.0	U	ug/L	4.0	10	1.0
Barium	12		ug/L	2.0	10	1.0
Beryllium	0.50	U	ug/L	0.50	2.0	1.0
Cadmium	1.0	U	ug/L	1.0	4.0	1.0
Chromium	3.4	I	ug/L	2.0	10	1.0
Cobalt	2.0	U	ug/L	2.0	10	1.0
Copper	2.9	U	ug/L	2.9	10	1.0
Iron	51	I	ug/L	50	200	1.0
Lead	2.0	U	ug/L	2.0	10	1.0
Nickel	2.0	U	ug/L	2.0	8.0	1.0
Selenium	5.0	U	ug/L	5.0	20	1.0
Silver	1.0	U	ug/L	1.0	4.0	1.0
Sodium	7.4		mg/L	0.31	0.50	1.0
Thallium	5.0	U	ug/L	5.0	20	1.0
Vanadium	17		ug/L	2.5	10	1.0
Zinc	5.0	U	ug/L	5.0	20	1.0
Method: 7470A			Date Analyzed:		06/03/2009 1649	
Prep Method: 7470A			Date Prepared:		06/03/2009 1312	
Mercury	0.15	I J3	ug/L	0.072	0.20	1.0
Method: 300.0			Date Analyzed:		06/03/2009 0258	
Chloride	11		mg/L	0.20	0.50	1.0

Mr. David S Adams
Hillsborough County
Solid Waste Management Department
601 East Kennedy Blvd
24th Floor County Center
Tampa, FL 33601

Job Number: 660-29473-1

Client Sample ID: TH-36-A
Lab Sample ID: 660-29473-1

Date Sampled: 05/20/2009 1228
Date Received: 05/20/2009 1530
Client Matrix: Water

Analyte	Result/Qualifier		Unit	MDL	PQL	Dilution
Method: 350.1			Date Analyzed:		05/22/2009 1416	
Ammonia (as N)	0.049		mg/L	0.010	0.020	1.0
Method: 353.2			Date Analyzed:		05/21/2009 1439	
Nitrate as N	0.10	U	mg/L	0.10	0.50	1.0
Method: SM 2540C			Date Analyzed:		05/27/2009 0948	
Total Dissolved Solids	150		mg/L	5.0	5.0	1.0

Mr. David S Adams
Hillsborough County
Solid Waste Management Department
601 East Kennedy Blvd
24th Floor County Center
Tampa, FL 33601

Job Number: 660-29473-1

Client Sample ID: TH-36-A
Lab Sample ID: 660-29473-1

Date Sampled: 05/20/2009 1228
Date Received: 05/20/2009 1530
Client Matrix: Water

Analyte	Result/Qualifier	Unit	NONE	NONE	Dilution
Method: Field Sampling		Date Analyzed:	05/20/2009 1228		
Field pH	5.78	SU			1.0
Field Temperature	25.03	Degrees C			1.0
Oxygen, Dissolved	3.69	mg/L			1.0
Specific Conductance	221	umhos/cm			1.0
Turbidity	39.7	NTU			1.0

Mr. David S Adams
Hillsborough County
Solid Waste Management Department
601 East Kennedy Blvd
24th Floor County Center
Tampa, FL 33601

Job Number: 660-29473-1

Client Sample ID: TH-70A
Lab Sample ID: 660-29473-2

Date Sampled: 05/20/2009 1101
Date Received: 05/20/2009 1530
Client Matrix: Water

Analyte	Result/Qualifier		Unit	MDL	PQL	Dilution
Method: 8260B			Date Analyzed:	05/21/2009 1647		
Prep Method: 5030B			Date Prepared:	05/21/2009 1647		
Acetone	9.9	U J3	ug/L	9.9	20	1.0
Acrylonitrile	1.2	U	ug/L	1.2	100	1.0
Benzene	0.50	U J3	ug/L	0.50	1.0	1.0
Bromochloromethane	0.58	U J3	ug/L	0.58	1.0	1.0
Bromodichloromethane	0.35	U J3	ug/L	0.35	1.0	1.0
Bromoform	0.58	U J3	ug/L	0.58	1.0	1.0
Bromomethane	2.5	U	ug/L	2.5	5.0	1.0
2-Butanone	8.4	U J3	ug/L	8.4	10	1.0
Carbon disulfide	0.85	U	ug/L	0.85	1.0	1.0
Carbon tetrachloride	0.42	U	ug/L	0.42	1.0	1.0
Chlorobenzene	0.63	U J3	ug/L	0.63	1.0	1.0
Chloroethane	2.5	U J3	ug/L	2.5	5.0	1.0
Chloromethane	1.0	U J3	ug/L	1.0	4.0	1.0
cis-1,2-Dichloroethene	0.65	U J3	ug/L	0.65	1.0	1.0
cis-1,3-Dichloropropene	0.14	U J3	ug/L	0.14	1.0	1.0
Dibromochloromethane	0.34	U J3	ug/L	0.34	1.0	1.0
Dibromomethane	0.41	U J3	ug/L	0.41	1.0	1.0
1,2-Dichlorobenzene	0.44	U J3	ug/L	0.44	1.0	1.0
1,4-Dichlorobenzene	0.52	U J3	ug/L	0.52	1.0	1.0
1,1-Dichloroethane	0.52	U J3	ug/L	0.52	1.0	1.0
1,2-Dichloroethane	0.57	U J3	ug/L	0.57	1.0	1.0
1,1-Dichloroethene	0.45	U	ug/L	0.45	1.0	1.0
1,2-Dichloropropane	0.52	U J3	ug/L	0.52	1.0	1.0
Ethylbenzene	0.44	U J3	ug/L	0.44	1.0	1.0
2-Hexanone	4.4	U	ug/L	4.4	10	1.0
Iodomethane	2.5	U	ug/L	2.5	5.0	1.0
Methylene Chloride	4.0	U J3	ug/L	4.0	5.0	1.0
4-Methyl-2-pentanone	3.8	U J3	ug/L	3.8	10	1.0
Styrene	0.98	U J3	ug/L	0.98	2.0	1.0
1,1,1,2-Tetrachloroethane	0.63	U J3	ug/L	0.63	1.0	1.0
1,1,2,2-Tetrachloroethane	0.15	U J3	ug/L	0.15	1.0	1.0
Tetrachloroethene	0.50	U	ug/L	0.50	1.0	1.0
Toluene	0.51	U J3	ug/L	0.51	1.0	1.0
trans-1,4-Dichloro-2-butene	2.5	U	ug/L	2.5	10	1.0
trans-1,2-Dichloroethene	0.44	U J3	ug/L	0.44	1.0	1.0
trans-1,3-Dichloropropene	0.14	U J3	ug/L	0.14	1.0	1.0
1,1,1-Trichloroethane	0.46	U J3	ug/L	0.46	1.0	1.0
1,1,2-Trichloroethane	0.47	U J3	ug/L	0.47	1.0	1.0
Trichloroethene	0.50	U J3	ug/L	0.50	1.0	1.0

Mr. David S Adams
Hillsborough County
Solid Waste Management Department
601 East Kennedy Blvd
24th Floor County Center
Tampa, FL 33601

Job Number: 660-29473-1

Client Sample ID: TH-70A
Lab Sample ID: 660-29473-2

Date Sampled: 05/20/2009 1101
Date Received: 05/20/2009 1530
Client Matrix: Water

Analyte	Result/Qualifier		Unit	MDL	PQL	Dilution
Trichlorofluoromethane	2.5	U J3	ug/L	2.5	5.0	1.0
Trichloromethane	0.90	U J3	ug/L	0.90	1.0	1.0
1,2,3-Trichloropropane	0.18	U J3	ug/L	0.18	1.0	1.0
Vinyl acetate	1.5	U	ug/L	1.5	10	1.0
Vinyl chloride	0.50	U J3	ug/L	0.50	1.0	1.0
Xylenes, Total	0.50	U	ug/L	0.50	3.0	1.0
Surrogate					Acceptance Limits	
4-Bromofluorobenzene	95		%		70 - 130	
Dibromofluoromethane	97		%		70 - 130	
Toluene-d8 (Surr)	98		%		70 - 130	
Method: 8011			Date Analyzed:		05/25/2009 0154	
Prep Method: 8011			Date Prepared:		05/24/2009 1400	
1,2-Dibromo-3-Chloropropane	0.0025	U J3	ug/L	0.0025	0.018	1.0
Ethylene Dibromide	0.0041	U J3	ug/L	0.0041	0.018	1.0
Method: Total Recoverable-6010B			Date Analyzed:		06/08/2009 1712	
Prep Method: 3005A			Date Prepared:		06/01/2009 1411	
Antimony	4.0	U	ug/L	4.0	20	1.0
Arsenic	6.4	I	ug/L	4.0	10	1.0
Barium	10	I	ug/L	2.0	10	1.0
Beryllium	0.50	U	ug/L	0.50	2.0	1.0
Cadmium	1.0	U	ug/L	1.0	4.0	1.0
Chromium	3.1	I	ug/L	2.0	10	1.0
Cobalt	2.0	U	ug/L	2.0	10	1.0
Copper	2.9	U	ug/L	2.9	10	1.0
Iron	13000		ug/L	50	200	1.0
Lead	2.0	U	ug/L	2.0	10	1.0
Nickel	2.0	U	ug/L	2.0	8.0	1.0
Selenium	5.0	U	ug/L	5.0	20	1.0
Silver	1.0	U	ug/L	1.0	4.0	1.0
Sodium	6.3		mg/L	0.31	0.50	1.0
Thallium	5.0	U	ug/L	5.0	20	1.0
Vanadium	2.5	U	ug/L	2.5	10	1.0
Zinc	5.6	I	ug/L	5.0	20	1.0
Method: 7470A			Date Analyzed:		06/03/2009 1655	
Prep Method: 7470A			Date Prepared:		06/03/2009 1312	
Mercury	0.072	U	ug/L	0.072	0.20	1.0
Method: 300.0			Date Analyzed:		06/03/2009 0340	
Chloride	16		mg/L	0.20	0.50	1.0

Mr. David S Adams
Hillsborough County
Solid Waste Management Department
601 East Kennedy Blvd
24th Floor County Center
Tampa, FL 33601

Job Number: 660-29473-1

Client Sample ID: TH-70A
Lab Sample ID: 660-29473-2

Date Sampled: 05/20/2009 1101
Date Received: 05/20/2009 1530
Client Matrix: Water

Analyte	Result/Qualifier		Unit	MDL	PQL	Dilution
Method: 350.1			Date Analyzed:		05/22/2009 1418	
Ammonia (as N)	0.73		mg/L	0.010	0.020	1.0
Method: 353.2			Date Analyzed:		05/21/2009 1439	
Nitrate as N	0.10	U	mg/L	0.10	0.50	1.0
Method: SM 2540C			Date Analyzed:		05/27/2009 0948	
Total Dissolved Solids	170		mg/L	5.0	5.0	1.0

Mr. David S Adams
Hillsborough County
Solid Waste Management Department
601 East Kennedy Blvd
24th Floor County Center
Tampa, FL 33601

Job Number: 660-29473-1

Client Sample ID: TH-70A
Lab Sample ID: 660-29473-2

Date Sampled: 05/20/2009 1101
Date Received: 05/20/2009 1530
Client Matrix: Water

Analyte	Result/Qualifier	Unit	NONE	NONE	Dilution
Method: Field Sampling		Date Analyzed:	05/20/2009 1101		
Field pH	6.46	SU			1.0
Field Temperature	23.63	Degrees C			1.0
Oxygen, Dissolved	0.14	mg/L			1.0
Specific Conductance	343	umhos/cm			1.0
Turbidity	19.9	NTU			1.0

Mr. David S Adams
Hillsborough County
Solid Waste Management Department
601 East Kennedy Blvd
24th Floor County Center
Tampa, FL 33601

Job Number: 660-29473-1

Client Sample ID: Duplicate
Lab Sample ID: 660-29473-3

Date Sampled: 05/20/2009 0000
Date Received: 05/20/2009 1530
Client Matrix: Water

Analyte	Result/Qualifier		Unit	MDL	PQL	Dilution
Method: 8260B			Date Analyzed:	05/21/2009 1821		
Prep Method: 5030B			Date Prepared:	05/21/2009 1821		
Acetone	9.9	U	ug/L	9.9	20	1.0
Acrylonitrile	1.2	U	ug/L	1.2	100	1.0
Benzene	0.50	U	ug/L	0.50	1.0	1.0
Bromochloromethane	0.58	U	ug/L	0.58	1.0	1.0
Bromodichloromethane	0.35	U	ug/L	0.35	1.0	1.0
Bromoform	0.58	U	ug/L	0.58	1.0	1.0
Bromomethane	2.5	U	ug/L	2.5	5.0	1.0
2-Butanone	8.4	U	ug/L	8.4	10	1.0
Carbon disulfide	0.85	U	ug/L	0.85	1.0	1.0
Carbon tetrachloride	0.42	U	ug/L	0.42	1.0	1.0
Chlorobenzene	0.63	U	ug/L	0.63	1.0	1.0
Chloroethane	2.5	U	ug/L	2.5	5.0	1.0
Chloromethane	1.0	U	ug/L	1.0	4.0	1.0
cis-1,2-Dichloroethene	0.65	U	ug/L	0.65	1.0	1.0
cis-1,3-Dichloropropene	0.14	U	ug/L	0.14	1.0	1.0
Dibromochloromethane	0.34	U	ug/L	0.34	1.0	1.0
Dibromomethane	0.41	U	ug/L	0.41	1.0	1.0
1,2-Dichlorobenzene	0.44	U	ug/L	0.44	1.0	1.0
1,4-Dichlorobenzene	0.52	U	ug/L	0.52	1.0	1.0
1,1-Dichloroethane	0.52	U	ug/L	0.52	1.0	1.0
1,2-Dichloroethane	0.57	U	ug/L	0.57	1.0	1.0
1,1-Dichloroethene	0.45	U	ug/L	0.45	1.0	1.0
1,2-Dichloropropane	0.52	U	ug/L	0.52	1.0	1.0
Ethylbenzene	0.44	U	ug/L	0.44	1.0	1.0
2-Hexanone	4.4	U	ug/L	4.4	10	1.0
Iodomethane	2.5	U	ug/L	2.5	5.0	1.0
Methylene Chloride	4.0	U	ug/L	4.0	5.0	1.0
4-Methyl-2-pentanone	3.8	U	ug/L	3.8	10	1.0
Styrene	0.98	U	ug/L	0.98	2.0	1.0
1,1,1,2-Tetrachloroethane	0.63	U	ug/L	0.63	1.0	1.0
1,1,2,2-Tetrachloroethane	0.15	U	ug/L	0.15	1.0	1.0
Tetrachloroethene	0.50	U	ug/L	0.50	1.0	1.0
Toluene	0.51	U	ug/L	0.51	1.0	1.0
trans-1,4-Dichloro-2-butene	2.5	U	ug/L	2.5	10	1.0
trans-1,2-Dichloroethene	0.44	U	ug/L	0.44	1.0	1.0
trans-1,3-Dichloropropene	0.14	U	ug/L	0.14	1.0	1.0
1,1,1-Trichloroethane	0.46	U	ug/L	0.46	1.0	1.0
1,1,2-Trichloroethane	0.47	U	ug/L	0.47	1.0	1.0
Trichloroethene	0.50	U	ug/L	0.50	1.0	1.0

Mr. David S Adams
Hillsborough County
Solid Waste Management Department
601 East Kennedy Blvd
24th Floor County Center
Tampa, FL 33601

Job Number: 660-29473-1

Client Sample ID: Duplicate
Lab Sample ID: 660-29473-3

Date Sampled: 05/20/2009 0000
Date Received: 05/20/2009 1530
Client Matrix: Water

Analyte	Result/Qualifier		Unit	MDL	PQL	Dilution
Trichlorofluoromethane	2.5	U	ug/L	2.5	5.0	1.0
Trichloromethane	0.90	U	ug/L	0.90	1.0	1.0
1,2,3-Trichloropropane	0.18	U	ug/L	0.18	1.0	1.0
Vinyl acetate	1.5	U	ug/L	1.5	10	1.0
Vinyl chloride	0.50	U	ug/L	0.50	1.0	1.0
Xylenes, Total	0.50	U	ug/L	0.50	3.0	1.0
Surrogate					Acceptance Limits	
4-Bromofluorobenzene	97		%		70 - 130	
Dibromofluoromethane	99		%		70 - 130	
Toluene-d8 (Surr)	99		%		70 - 130	
Method: 8011			Date Analyzed:		05/26/2009 1812	
Prep Method: 8011			Date Prepared:		05/24/2009 1400	
1,2-Dibromo-3-Chloropropane	0.0026	U J3	ug/L	0.0026	0.019	1.0
Ethylene Dibromide	0.0042	U J3	ug/L	0.0042	0.019	1.0
Method: Total Recoverable-6010B			Date Analyzed:		06/08/2009 1718	
Prep Method: 3005A			Date Prepared:		06/01/2009 1411	
Antimony	4.0	U	ug/L	4.0	20	1.0
Arsenic	4.5	I	ug/L	4.0	10	1.0
Barium	2.0	U	ug/L	2.0	10	1.0
Beryllium	0.50	U	ug/L	0.50	2.0	1.0
Cadmium	1.0	U	ug/L	1.0	4.0	1.0
Chromium	3.1	I	ug/L	2.0	10	1.0
Cobalt	2.0	U	ug/L	2.0	10	1.0
Copper	2.9	U	ug/L	2.9	10	1.0
Iron	4000		ug/L	50	200	1.0
Lead	2.0	U	ug/L	2.0	10	1.0
Nickel	2.0	U	ug/L	2.0	8.0	1.0
Selenium	5.0	U	ug/L	5.0	20	1.0
Silver	1.0	U	ug/L	1.0	4.0	1.0
Sodium	15		mg/L	0.31	0.50	1.0
Thallium	5.0	U	ug/L	5.0	20	1.0
Vanadium	2.8	I	ug/L	2.5	10	1.0
Zinc	5.0	U	ug/L	5.0	20	1.0
Method: 7470A			Date Analyzed:		06/03/2009 1657	
Prep Method: 7470A			Date Prepared:		06/03/2009 1312	
Mercury	0.072	U	ug/L	0.072	0.20	1.0
Method: 300.0			Date Analyzed:		06/03/2009 0423	
Chloride	13		mg/L	0.20	0.50	1.0

Mr. David S Adams
Hillsborough County
Solid Waste Management Department
601 East Kennedy Blvd
24th Floor County Center
Tampa, FL 33601

Job Number: 660-29473-1

Client Sample ID: Duplicate
Lab Sample ID: 660-29473-3

Date Sampled: 05/20/2009 0000
Date Received: 05/20/2009 1530
Client Matrix: Water

Analyte	Result/Qualifier		Unit	MDL	PQL	Dilution
Method: 350.1			Date Analyzed:		05/22/2009 1419	
Ammonia (as N)	2.0		mg/L	0.010	0.020	1.0
Method: 353.2			Date Analyzed:		05/21/2009 1439	
Nitrate as N	0.10	U	mg/L	0.10	0.50	1.0
Method: SM 2540C			Date Analyzed:		05/27/2009 0948	
Total Dissolved Solids	190		mg/L	5.0	5.0	1.0

Mr. David S Adams
Hillsborough County
Solid Waste Management Department
601 East Kennedy Blvd
24th Floor County Center
Tampa, FL 33601

Job Number: 660-29473-1

Client Sample ID: TH-65
Lab Sample ID: 660-29473-4

Date Sampled: 05/20/2009 1312
Date Received: 05/20/2009 1530
Client Matrix: Water

Analyte	Result/Qualifier		Unit	MDL	PQL	Dilution
Method: 8260B			Date Analyzed:	05/21/2009 1843		
Prep Method: 5030B			Date Prepared:	05/21/2009 1843		
Acetone	9.9	U	ug/L	9.9	20	1.0
Acrylonitrile	1.2	U	ug/L	1.2	100	1.0
Benzene	0.50	U	ug/L	0.50	1.0	1.0
Bromochloromethane	0.58	U	ug/L	0.58	1.0	1.0
Bromodichloromethane	0.35	U	ug/L	0.35	1.0	1.0
Bromoform	0.58	U	ug/L	0.58	1.0	1.0
Bromomethane	2.5	U	ug/L	2.5	5.0	1.0
2-Butanone	8.4	U	ug/L	8.4	10	1.0
Carbon disulfide	0.85	U	ug/L	0.85	1.0	1.0
Carbon tetrachloride	0.42	U	ug/L	0.42	1.0	1.0
Chlorobenzene	0.63	U	ug/L	0.63	1.0	1.0
Chloroethane	2.5	U	ug/L	2.5	5.0	1.0
Chloromethane	1.0	U	ug/L	1.0	4.0	1.0
cis-1,2-Dichloroethene	0.65	U	ug/L	0.65	1.0	1.0
cis-1,3-Dichloropropene	0.14	U	ug/L	0.14	1.0	1.0
Dibromochloromethane	0.34	U	ug/L	0.34	1.0	1.0
Dibromomethane	0.41	U	ug/L	0.41	1.0	1.0
1,2-Dichlorobenzene	0.44	U	ug/L	0.44	1.0	1.0
1,4-Dichlorobenzene	0.52	U	ug/L	0.52	1.0	1.0
1,1-Dichloroethane	0.52	U	ug/L	0.52	1.0	1.0
1,2-Dichloroethane	0.57	U	ug/L	0.57	1.0	1.0
1,1-Dichloroethene	0.45	U	ug/L	0.45	1.0	1.0
1,2-Dichloropropane	0.52	U	ug/L	0.52	1.0	1.0
Ethylbenzene	0.44	U	ug/L	0.44	1.0	1.0
2-Hexanone	4.4	U	ug/L	4.4	10	1.0
Iodomethane	2.5	U	ug/L	2.5	5.0	1.0
Methylene Chloride	4.0	U	ug/L	4.0	5.0	1.0
4-Methyl-2-pentanone	3.8	U	ug/L	3.8	10	1.0
Styrene	0.98	U	ug/L	0.98	2.0	1.0
1,1,1,2-Tetrachloroethane	0.63	U	ug/L	0.63	1.0	1.0
1,1,2,2-Tetrachloroethane	0.15	U	ug/L	0.15	1.0	1.0
Tetrachloroethene	0.50	U	ug/L	0.50	1.0	1.0
Toluene	0.51	U	ug/L	0.51	1.0	1.0
trans-1,4-Dichloro-2-butene	2.5	U	ug/L	2.5	10	1.0
trans-1,2-Dichloroethene	0.44	U	ug/L	0.44	1.0	1.0
trans-1,3-Dichloropropene	0.14	U	ug/L	0.14	1.0	1.0
1,1,1-Trichloroethane	0.46	U	ug/L	0.46	1.0	1.0
1,1,2-Trichloroethane	0.47	U	ug/L	0.47	1.0	1.0
Trichloroethene	0.50	U	ug/L	0.50	1.0	1.0

Mr. David S Adams
Hillsborough County
Solid Waste Management Department
601 East Kennedy Blvd
24th Floor County Center
Tampa, FL 33601

Job Number: 660-29473-1

Client Sample ID: TH-65
Lab Sample ID: 660-29473-4

Date Sampled: 05/20/2009 1312
Date Received: 05/20/2009 1530
Client Matrix: Water

Analyte	Result/Qualifier		Unit	MDL	PQL	Dilution
Trichlorofluoromethane	2.5	U	ug/L	2.5	5.0	1.0
Trichloromethane	0.90	U	ug/L	0.90	1.0	1.0
1,2,3-Trichloropropane	0.18	U	ug/L	0.18	1.0	1.0
Vinyl acetate	1.5	U	ug/L	1.5	10	1.0
Vinyl chloride	0.50	U	ug/L	0.50	1.0	1.0
Xylenes, Total	0.50	U	ug/L	0.50	3.0	1.0
Surrogate					Acceptance Limits	
4-Bromofluorobenzene	96		%		70 - 130	
Dibromofluoromethane	98		%		70 - 130	
Toluene-d8 (Surr)	99		%		70 - 130	
Method: 8011			Date Analyzed:		05/25/2009 0222	
Prep Method: 8011			Date Prepared:		05/24/2009 1400	
1,2-Dibromo-3-Chloropropane	0.0026	U J3	ug/L	0.0026	0.019	1.0
Ethylene Dibromide	0.0042	U J3	ug/L	0.0042	0.019	1.0
Method: Total Recoverable-6010B			Date Analyzed:		06/08/2009 1723	
Prep Method: 3005A			Date Prepared:		06/01/2009 1411	
Antimony	4.0	U	ug/L	4.0	20	1.0
Arsenic	5.4	I	ug/L	4.0	10	1.0
Barium	2.0	U	ug/L	2.0	10	1.0
Beryllium	0.50	U	ug/L	0.50	2.0	1.0
Cadmium	1.0	U	ug/L	1.0	4.0	1.0
Chromium	3.6	I	ug/L	2.0	10	1.0
Cobalt	2.0	I	ug/L	2.0	10	1.0
Copper	2.9	U	ug/L	2.9	10	1.0
Iron	4000		ug/L	50	200	1.0
Lead	2.0	U	ug/L	2.0	10	1.0
Nickel	2.0	U	ug/L	2.0	8.0	1.0
Selenium	5.0	U	ug/L	5.0	20	1.0
Silver	1.0	U	ug/L	1.0	4.0	1.0
Sodium	15		mg/L	0.31	0.50	1.0
Thallium	5.0	U	ug/L	5.0	20	1.0
Vanadium	3.1	I	ug/L	2.5	10	1.0
Zinc	5.0	U	ug/L	5.0	20	1.0
Method: 7470A			Date Analyzed:		06/03/2009 1704	
Prep Method: 7470A			Date Prepared:		06/03/2009 1312	
Mercury	0.072	U	ug/L	0.072	0.20	1.0
Method: 300.0			Date Analyzed:		06/03/2009 0630	
Chloride	13		mg/L	0.20	0.50	1.0

TestAmerica
THE LEADER IN ENVIRONMENTAL TESTING

Mr. David S Adams
Hillsborough County
Solid Waste Management Department
601 East Kennedy Blvd
24th Floor County Center
Tampa, FL 33601

Job Number: 660-29473-1

Client Sample ID: TH-65
Lab Sample ID: 660-29473-4

Date Sampled: 05/20/2009 1312
Date Received: 05/20/2009 1530
Client Matrix: Water

Analyte	Result/Qualifier		Unit	MDL	PQL	Dilution
Method: 350.1			Date Analyzed:		05/22/2009 1420	
Ammonia (as N)	2.1		mg/L	0.010	0.020	1.0
Method: 353.2			Date Analyzed:		05/21/2009 1439	
Nitrate as N	0.10	U	mg/L	0.10	0.50	1.0
Method: SM 2540C			Date Analyzed:		05/27/2009 0948	
Total Dissolved Solids	190		mg/L	5.0	5.0	1.0

Mr. David S Adams
Hillsborough County
Solid Waste Management Department
601 East Kennedy Blvd
24th Floor County Center
Tampa, FL 33601

Job Number: 660-29473-1

Client Sample ID: TH-65
Lab Sample ID: 660-29473-4

Date Sampled: 05/20/2009 1312
Date Received: 05/20/2009 1530
Client Matrix: Water

Analyte	Result/Qualifier	Unit	NONE	NONE	Dilution
Method: Field Sampling		Date Analyzed:	05/20/2009 1312		
Field pH	5.42	SU			1.0
Field Temperature	23.57	Degrees C			1.0
Oxygen, Dissolved	0.42	mg/L			1.0
Specific Conductance	300	umhos/cm			1.0
Turbidity	2.2	NTU			1.0

Mr. David S Adams
Hillsborough County
Solid Waste Management Department
601 East Kennedy Blvd
24th Floor County Center
Tampa, FL 33601

Job Number: 660-29473-1

Client Sample ID: TH-69A
Lab Sample ID: 660-29473-5

Date Sampled: 05/20/2009 1027
Date Received: 05/20/2009 1530
Client Matrix: Water

Analyte	Result/Qualifier		Unit	MDL	PQL	Dilution
Method: 8260B			Date Analyzed:	05/21/2009 1905		
Prep Method: 5030B			Date Prepared:	05/21/2009 1905		
Acetone	9.9	U	ug/L	9.9	20	1.0
Acrylonitrile	1.2	U	ug/L	1.2	100	1.0
Benzene	0.50	U	ug/L	0.50	1.0	1.0
Bromochloromethane	0.58	U	ug/L	0.58	1.0	1.0
Bromodichloromethane	0.35	U	ug/L	0.35	1.0	1.0
Bromoform	0.58	U	ug/L	0.58	1.0	1.0
Bromomethane	2.5	U	ug/L	2.5	5.0	1.0
2-Butanone	8.4	U	ug/L	8.4	10	1.0
Carbon disulfide	0.85	U	ug/L	0.85	1.0	1.0
Carbon tetrachloride	0.42	U	ug/L	0.42	1.0	1.0
Chlorobenzene	0.63	U	ug/L	0.63	1.0	1.0
Chloroethane	2.5	U	ug/L	2.5	5.0	1.0
Chloromethane	1.0	U	ug/L	1.0	4.0	1.0
cis-1,2-Dichloroethene	0.65	U	ug/L	0.65	1.0	1.0
cis-1,3-Dichloropropene	0.14	U	ug/L	0.14	1.0	1.0
Dibromochloromethane	0.34	U	ug/L	0.34	1.0	1.0
Dibromomethane	0.41	U	ug/L	0.41	1.0	1.0
1,2-Dichlorobenzene	0.44	U	ug/L	0.44	1.0	1.0
1,4-Dichlorobenzene	0.52	U	ug/L	0.52	1.0	1.0
1,1-Dichloroethane	0.52	U	ug/L	0.52	1.0	1.0
1,2-Dichloroethane	0.57	U	ug/L	0.57	1.0	1.0
1,1-Dichloroethene	0.45	U	ug/L	0.45	1.0	1.0
1,2-Dichloropropane	0.52	U	ug/L	0.52	1.0	1.0
Ethylbenzene	0.44	U	ug/L	0.44	1.0	1.0
2-Hexanone	4.4	U	ug/L	4.4	10	1.0
Iodomethane	2.5	U	ug/L	2.5	5.0	1.0
Methylene Chloride	4.0	U	ug/L	4.0	5.0	1.0
4-Methyl-2-pentanone	3.8	U	ug/L	3.8	10	1.0
Styrene	0.98	U	ug/L	0.98	2.0	1.0
1,1,1,2-Tetrachloroethane	0.63	U	ug/L	0.63	1.0	1.0
1,1,2,2-Tetrachloroethane	0.15	U	ug/L	0.15	1.0	1.0
Tetrachloroethene	0.50	U	ug/L	0.50	1.0	1.0
Toluene	0.51	U	ug/L	0.51	1.0	1.0
trans-1,4-Dichloro-2-butene	2.5	U	ug/L	2.5	10	1.0
trans-1,2-Dichloroethene	0.44	U	ug/L	0.44	1.0	1.0
trans-1,3-Dichloropropene	0.14	U	ug/L	0.14	1.0	1.0
1,1,1-Trichloroethane	0.46	U	ug/L	0.46	1.0	1.0
1,1,2-Trichloroethane	0.47	U	ug/L	0.47	1.0	1.0
Trichloroethene	0.50	U	ug/L	0.50	1.0	1.0

Mr. David S Adams
Hillsborough County
Solid Waste Management Department
601 East Kennedy Blvd
24th Floor County Center
Tampa, FL 33601

Job Number: 660-29473-1

Client Sample ID: TH-69A
Lab Sample ID: 660-29473-5

Date Sampled: 05/20/2009 1027
Date Received: 05/20/2009 1530
Client Matrix: Water

Analyte	Result/Qualifier		Unit	MDL	PQL	Dilution
Trichlorofluoromethane	2.5	U	ug/L	2.5	5.0	1.0
Trichloromethane	0.90	U	ug/L	0.90	1.0	1.0
1,2,3-Trichloropropane	0.18	U	ug/L	0.18	1.0	1.0
Vinyl acetate	1.5	U	ug/L	1.5	10	1.0
Vinyl chloride	0.50	U	ug/L	0.50	1.0	1.0
Xylenes, Total	0.50	U	ug/L	0.50	3.0	1.0
Surrogate					Acceptance Limits	
4-Bromofluorobenzene	95		%		70 - 130	
Dibromofluoromethane	97		%		70 - 130	
Toluene-d8 (Surr)	100		%		70 - 130	
Method: 8011			Date Analyzed:		05/25/2009 0235	
Prep Method: 8011			Date Prepared:		05/24/2009 1400	
1,2-Dibromo-3-Chloropropane	0.0026	U J3	ug/L	0.0026	0.019	1.0
Ethylene Dibromide	0.0042	U J3	ug/L	0.0042	0.019	1.0
Method: Total Recoverable-6010B			Date Analyzed:		06/08/2009 1729	
Prep Method: 3005A			Date Prepared:		06/01/2009 1411	
Antimony	4.0	U	ug/L	4.0	20	1.0
Arsenic	4.0	U	ug/L	4.0	10	1.0
Barium	5.4	I	ug/L	2.0	10	1.0
Beryllium	0.50	U	ug/L	0.50	2.0	1.0
Cadmium	1.0	U	ug/L	1.0	4.0	1.0
Chromium	3.4	I	ug/L	2.0	10	1.0
Cobalt	2.0	U	ug/L	2.0	10	1.0
Copper	2.9	U	ug/L	2.9	10	1.0
Iron	7000		ug/L	50	200	1.0
Lead	2.0	U	ug/L	2.0	10	1.0
Nickel	2.0	U	ug/L	2.0	8.0	1.0
Selenium	5.0	U	ug/L	5.0	20	1.0
Silver	1.0	U	ug/L	1.0	4.0	1.0
Sodium	11		mg/L	0.31	0.50	1.0
Thallium	5.0	U	ug/L	5.0	20	1.0
Vanadium	2.5	U	ug/L	2.5	10	1.0
Zinc	5.0	U	ug/L	5.0	20	1.0
Method: 7470A			Date Analyzed:		06/03/2009 1706	
Prep Method: 7470A			Date Prepared:		06/03/2009 1312	
Mercury	0.072	U	ug/L	0.072	0.20	1.0
Method: 300.0			Date Analyzed:		06/03/2009 0712	
Chloride	37		mg/L	0.20	0.50	1.0

Mr. David S Adams
Hillsborough County
Solid Waste Management Department
601 East Kennedy Blvd
24th Floor County Center
Tampa, FL 33601

Job Number: 660-29473-1

Client Sample ID: TH-69A
Lab Sample ID: 660-29473-5

Date Sampled: 05/20/2009 1027
Date Received: 05/20/2009 1530
Client Matrix: Water

Analyte	Result/Qualifier		Unit	MDL	PQL	Dilution
Method: 350.1			Date Analyzed:		05/22/2009 1421	
Ammonia (as N)	1.1		mg/L	0.010	0.020	1.0
Method: 353.2			Date Analyzed:		05/21/2009 1439	
Nitrate as N	0.10	U	mg/L	0.10	0.50	1.0
Method: SM 2540C			Date Analyzed:		05/27/2009 0948	
Total Dissolved Solids	330		mg/L	10	10	1.0

Mr. David S Adams
Hillsborough County
Solid Waste Management Department
601 East Kennedy Blvd
24th Floor County Center
Tampa, FL 33601

Job Number: 660-29473-1

Client Sample ID: TH-69A
Lab Sample ID: 660-29473-5

Date Sampled: 05/20/2009 1027
Date Received: 05/20/2009 1530
Client Matrix: Water

Analyte	Result/Qualifier	Unit	NONE	NONE	Dilution
Method: Field Sampling		Date Analyzed:	05/20/2009 1027		
Field pH	6.22	SU			1.0
Field Temperature	23.80	Degrees C			1.0
Oxygen, Dissolved	0.73	mg/L			1.0
Specific Conductance	603	umhos/cm			1.0
Turbidity	20.7	NTU			1.0

Mr. David S Adams
Hillsborough County
Solid Waste Management Department
601 East Kennedy Blvd
24th Floor County Center
Tampa, FL 33601

Job Number: 660-29473-1

Client Sample ID: Equipment Blank
Lab Sample ID: 660-29473-6

Date Sampled: 05/20/2009 1010
Date Received: 05/20/2009 1530
Client Matrix: Water

Analyte	Result/Qualifier		Unit	MDL	PQL	Dilution
Method: 8260B			Date Analyzed:	05/21/2009 1603		
Prep Method: 5030B			Date Prepared:	05/21/2009 1603		
Acetone	9.9	U	ug/L	9.9	20	1.0
Acrylonitrile	1.2	U	ug/L	1.2	100	1.0
Benzene	0.50	U	ug/L	0.50	1.0	1.0
Bromochloromethane	0.58	U	ug/L	0.58	1.0	1.0
Bromodichloromethane	0.35	U	ug/L	0.35	1.0	1.0
Bromoform	0.58	U	ug/L	0.58	1.0	1.0
Bromomethane	2.5	U	ug/L	2.5	5.0	1.0
2-Butanone	8.4	U	ug/L	8.4	10	1.0
Carbon disulfide	0.85	U	ug/L	0.85	1.0	1.0
Carbon tetrachloride	0.42	U	ug/L	0.42	1.0	1.0
Chlorobenzene	0.63	U	ug/L	0.63	1.0	1.0
Chloroethane	2.5	U	ug/L	2.5	5.0	1.0
Chloromethane	1.0	U	ug/L	1.0	4.0	1.0
cis-1,2-Dichloroethene	0.65	U	ug/L	0.65	1.0	1.0
cis-1,3-Dichloropropene	0.14	U	ug/L	0.14	1.0	1.0
Dibromochloromethane	0.34	U	ug/L	0.34	1.0	1.0
Dibromomethane	0.41	U	ug/L	0.41	1.0	1.0
1,2-Dichlorobenzene	0.44	U	ug/L	0.44	1.0	1.0
1,4-Dichlorobenzene	0.52	U	ug/L	0.52	1.0	1.0
1,1-Dichloroethane	0.52	U	ug/L	0.52	1.0	1.0
1,2-Dichloroethane	0.57	U	ug/L	0.57	1.0	1.0
1,1-Dichloroethene	0.45	U	ug/L	0.45	1.0	1.0
1,2-Dichloropropane	0.52	U	ug/L	0.52	1.0	1.0
Ethylbenzene	0.44	U	ug/L	0.44	1.0	1.0
2-Hexanone	4.4	U	ug/L	4.4	10	1.0
Iodomethane	2.5	U	ug/L	2.5	5.0	1.0
Methylene Chloride	4.0	U	ug/L	4.0	5.0	1.0
4-Methyl-2-pentanone	3.8	U	ug/L	3.8	10	1.0
Styrene	0.98	U	ug/L	0.98	2.0	1.0
1,1,1,2-Tetrachloroethane	0.63	U	ug/L	0.63	1.0	1.0
1,1,2,2-Tetrachloroethane	0.15	U	ug/L	0.15	1.0	1.0
Tetrachloroethene	0.50	U	ug/L	0.50	1.0	1.0
Toluene	0.51	U	ug/L	0.51	1.0	1.0
trans-1,4-Dichloro-2-butene	2.5	U	ug/L	2.5	10	1.0
trans-1,2-Dichloroethene	0.44	U	ug/L	0.44	1.0	1.0
trans-1,3-Dichloropropene	0.14	U	ug/L	0.14	1.0	1.0
1,1,1-Trichloroethane	0.46	U	ug/L	0.46	1.0	1.0
1,1,2-Trichloroethane	0.47	U	ug/L	0.47	1.0	1.0
Trichloroethene	0.50	U	ug/L	0.50	1.0	1.0

Mr. David S Adams
Hillsborough County
Solid Waste Management Department
601 East Kennedy Blvd
24th Floor County Center
Tampa, FL 33601

Job Number: 660-29473-1

Client Sample ID: Equipment Blank
Lab Sample ID: 660-29473-6

Date Sampled: 05/20/2009 1010
Date Received: 05/20/2009 1530
Client Matrix: Water

Analyte	Result/Qualifier		Unit	MDL	PQL	Dilution
Trichlorofluoromethane	2.5	U	ug/L	2.5	5.0	1.0
Trichloromethane	0.90	U	ug/L	0.90	1.0	1.0
1,2,3-Trichloropropane	0.18	U	ug/L	0.18	1.0	1.0
Vinyl acetate	1.5	U	ug/L	1.5	10	1.0
Vinyl chloride	0.50	U	ug/L	0.50	1.0	1.0
Xylenes, Total	0.50	U	ug/L	0.50	3.0	1.0
Surrogate					Acceptance Limits	
4-Bromofluorobenzene	97		%		70 - 130	
Dibromofluoromethane	100		%		70 - 130	
Toluene-d8 (Surr)	99		%		70 - 130	
Method: 8011			Date Analyzed:		05/25/2009 0249	
Prep Method: 8011			Date Prepared:		05/24/2009 1400	
1,2-Dibromo-3-Chloropropane	0.0026	U J3	ug/L	0.0026	0.019	1.0
Ethylene Dibromide	0.0042	U J3	ug/L	0.0042	0.019	1.0
Method: Total Recoverable-6010B			Date Analyzed:		06/08/2009 1735	
Prep Method: 3005A			Date Prepared:		06/01/2009 1411	
Antimony	4.0	U	ug/L	4.0	20	1.0
Arsenic	4.0	U	ug/L	4.0	10	1.0
Barium	2.0	U	ug/L	2.0	10	1.0
Beryllium	0.50	U	ug/L	0.50	2.0	1.0
Cadmium	1.0	U	ug/L	1.0	4.0	1.0
Chromium	2.0	U	ug/L	2.0	10	1.0
Cobalt	2.0	U	ug/L	2.0	10	1.0
Copper	2.9	U	ug/L	2.9	10	1.0
Iron	50	U	ug/L	50	200	1.0
Lead	2.0	U	ug/L	2.0	10	1.0
Nickel	2.0	U	ug/L	2.0	8.0	1.0
Selenium	5.0	U	ug/L	5.0	20	1.0
Silver	1.0	U	ug/L	1.0	4.0	1.0
Sodium	0.38	I	mg/L	0.31	0.50	1.0
Thallium	5.0	U	ug/L	5.0	20	1.0
Vanadium	2.5	U	ug/L	2.5	10	1.0
Zinc	5.0	U	ug/L	5.0	20	1.0
Method: 7470A			Date Analyzed:		06/03/2009 1708	
Prep Method: 7470A			Date Prepared:		06/03/2009 1312	
Mercury	0.072	U	ug/L	0.072	0.20	1.0
Method: 300.0			Date Analyzed:		06/03/2009 0755	
Chloride	0.20	U	mg/L	0.20	0.50	1.0

TestAmerica
THE LEADER IN ENVIRONMENTAL TESTING

Mr. David S Adams
Hillsborough County
Solid Waste Management Department
601 East Kennedy Blvd
24th Floor County Center
Tampa, FL 33601

Job Number: 660-29473-1

Client Sample ID: Equipment Blank
Lab Sample ID: 660-29473-6

Date Sampled: 05/20/2009 1010
Date Received: 05/20/2009 1530
Client Matrix: Water

Analyte	Result/Qualifier		Unit	MDL	PQL	Dilution
Method: 350.1			Date Analyzed:		05/22/2009 1422	
Ammonia (as N)	0.078		mg/L	0.010	0.020	1.0
Method: 353.2			Date Analyzed:		05/21/2009 1439	
Nitrate as N	0.10	U	mg/L	0.10	0.50	1.0
Method: SM 2540C			Date Analyzed:		05/27/2009 0948	
Total Dissolved Solids	10	U	mg/L	10	10	1.0

Mr. David S Adams
Hillsborough County
Solid Waste Management Department
601 East Kennedy Blvd
24th Floor County Center
Tampa, FL 33601

Job Number: 660-29473-1

Client Sample ID: TH-19
Lab Sample ID: 660-29473-7

Date Sampled: 05/20/2009 1204
Date Received: 05/20/2009 1530
Client Matrix: Water

Analyte	Result/Qualifier		Unit	MDL	PQL	Dilution
Method: 8260B			Date Analyzed:	05/21/2009 1927		
Prep Method: 5030B			Date Prepared:	05/21/2009 1927		
Acetone	9.9	U	ug/L	9.9	20	1.0
Acrylonitrile	1.2	U	ug/L	1.2	100	1.0
Benzene	0.50	U	ug/L	0.50	1.0	1.0
Bromochloromethane	0.58	U	ug/L	0.58	1.0	1.0
Bromodichloromethane	0.35	U	ug/L	0.35	1.0	1.0
Bromoform	0.58	U	ug/L	0.58	1.0	1.0
Bromomethane	2.5	U	ug/L	2.5	5.0	1.0
2-Butanone	8.4	U	ug/L	8.4	10	1.0
Carbon disulfide	0.85	U	ug/L	0.85	1.0	1.0
Carbon tetrachloride	0.42	U	ug/L	0.42	1.0	1.0
Chlorobenzene	0.63	U	ug/L	0.63	1.0	1.0
Chloroethane	2.5	U	ug/L	2.5	5.0	1.0
Chloromethane	1.0	U	ug/L	1.0	4.0	1.0
cis-1,2-Dichloroethene	0.65	U	ug/L	0.65	1.0	1.0
cis-1,3-Dichloropropene	0.14	U	ug/L	0.14	1.0	1.0
Dibromochloromethane	0.34	U	ug/L	0.34	1.0	1.0
Dibromomethane	0.41	U	ug/L	0.41	1.0	1.0
1,2-Dichlorobenzene	0.44	U	ug/L	0.44	1.0	1.0
1,4-Dichlorobenzene	0.52	U	ug/L	0.52	1.0	1.0
1,1-Dichloroethane	0.52	U	ug/L	0.52	1.0	1.0
1,2-Dichloroethane	0.57	U	ug/L	0.57	1.0	1.0
1,1-Dichloroethene	0.45	U	ug/L	0.45	1.0	1.0
1,2-Dichloropropane	0.52	U	ug/L	0.52	1.0	1.0
Ethylbenzene	0.44	U	ug/L	0.44	1.0	1.0
2-Hexanone	4.4	U	ug/L	4.4	10	1.0
Iodomethane	2.5	U	ug/L	2.5	5.0	1.0
Methylene Chloride	4.0	U	ug/L	4.0	5.0	1.0
4-Methyl-2-pentanone	3.8	U	ug/L	3.8	10	1.0
Styrene	0.98	U	ug/L	0.98	2.0	1.0
1,1,1,2-Tetrachloroethane	0.63	U	ug/L	0.63	1.0	1.0
1,1,2,2-Tetrachloroethane	0.15	U	ug/L	0.15	1.0	1.0
Tetrachloroethene	0.50	U	ug/L	0.50	1.0	1.0
Toluene	0.51	U	ug/L	0.51	1.0	1.0
trans-1,4-Dichloro-2-butene	2.5	U	ug/L	2.5	10	1.0
trans-1,2-Dichloroethene	0.44	U	ug/L	0.44	1.0	1.0
trans-1,3-Dichloropropene	0.14	U	ug/L	0.14	1.0	1.0
1,1,1-Trichloroethane	0.46	U	ug/L	0.46	1.0	1.0
1,1,2-Trichloroethane	0.47	U	ug/L	0.47	1.0	1.0
Trichloroethene	0.50	U	ug/L	0.50	1.0	1.0

Mr. David S Adams
Hillsborough County
Solid Waste Management Department
601 East Kennedy Blvd
24th Floor County Center
Tampa, FL 33601

Job Number: 660-29473-1

Client Sample ID: TH-19
Lab Sample ID: 660-29473-7

Date Sampled: 05/20/2009 1204
Date Received: 05/20/2009 1530
Client Matrix: Water

Analyte	Result/Qualifier		Unit	MDL	PQL	Dilution
Trichlorofluoromethane	2.5	U	ug/L	2.5	5.0	1.0
Trichloromethane	0.90	U	ug/L	0.90	1.0	1.0
1,2,3-Trichloropropane	0.18	U	ug/L	0.18	1.0	1.0
Vinyl acetate	1.5	U	ug/L	1.5	10	1.0
Vinyl chloride	0.50	U	ug/L	0.50	1.0	1.0
Xylenes, Total	0.50	U	ug/L	0.50	3.0	1.0
Surrogate					Acceptance Limits	
4-Bromofluorobenzene	97		%		70 - 130	
Dibromofluoromethane	95		%		70 - 130	
Toluene-d8 (Surr)	99		%		70 - 130	
Method: 8011			Date Analyzed:		05/25/2009 0303	
Prep Method: 8011			Date Prepared:		05/24/2009 1400	
1,2-Dibromo-3-Chloropropane	0.0026	U J3	ug/L	0.0026	0.019	1.0
Ethylene Dibromide	0.0042	U J3	ug/L	0.0042	0.019	1.0
Method: Total Recoverable-6010B			Date Analyzed:		06/08/2009 1740	
Prep Method: 3005A			Date Prepared:		06/01/2009 1411	
Antimony	4.0	U	ug/L	4.0	20	1.0
Arsenic	4.0	U	ug/L	4.0	10	1.0
Barium	5.4	I	ug/L	2.0	10	1.0
Beryllium	0.50	U	ug/L	0.50	2.0	1.0
Cadmium	1.0	U	ug/L	1.0	4.0	1.0
Chromium	2.0	U	ug/L	2.0	10	1.0
Cobalt	2.0	U	ug/L	2.0	10	1.0
Copper	2.9	U	ug/L	2.9	10	1.0
Iron	50	U	ug/L	50	200	1.0
Lead	2.0	U	ug/L	2.0	10	1.0
Nickel	2.0	U	ug/L	2.0	8.0	1.0
Selenium	5.0	U	ug/L	5.0	20	1.0
Silver	1.0	U	ug/L	1.0	4.0	1.0
Sodium	13		mg/L	0.31	0.50	1.0
Thallium	5.0	U	ug/L	5.0	20	1.0
Vanadium	2.5	U	ug/L	2.5	10	1.0
Zinc	5.0	U	ug/L	5.0	20	1.0
Method: 7470A			Date Analyzed:		06/03/2009 1711	
Prep Method: 7470A			Date Prepared:		06/03/2009 1312	
Mercury	0.072	U	ug/L	0.072	0.20	1.0
Method: 300.0			Date Analyzed:		06/03/2009 0837	
Chloride	8.2		mg/L	0.20	0.50	1.0

Mr. David S Adams
Hillsborough County
Solid Waste Management Department
601 East Kennedy Blvd
24th Floor County Center
Tampa, FL 33601

Job Number: 660-29473-1

Client Sample ID: TH-19
Lab Sample ID: 660-29473-7

Date Sampled: 05/20/2009 1204
Date Received: 05/20/2009 1530
Client Matrix: Water

Analyte	Result/Qualifier		Unit	MDL	PQL	Dilution
Method: 350.1			Date Analyzed:		05/22/2009 1424	
Ammonia (as N)	0.28		mg/L	0.010	0.020	1.0
Method: 353.2			Date Analyzed:		05/21/2009 1439	
Nitrate as N	0.10	U	mg/L	0.10	0.50	1.0
Method: SM 2540C			Date Analyzed:		05/27/2009 0948	
Total Dissolved Solids	250		mg/L	5.0	5.0	1.0

TestAmerica
THE LEADER IN ENVIRONMENTAL TESTING

Mr. David S Adams
Hillsborough County
Solid Waste Management Department
601 East Kennedy Blvd
24th Floor County Center
Tampa, FL 33601

Job Number: 660-29473-1

Client Sample ID: TH-19
Lab Sample ID: 660-29473-7

Date Sampled: 05/20/2009 1204
Date Received: 05/20/2009 1530
Client Matrix: Water

Analyte	Result/Qualifier	Unit	NONE	NONE	Dilution
Method: Field Sampling		Date Analyzed:	05/20/2009 1204		
Field pH	6.74	SU			1.0
Field Temperature	23.63	Degrees C			1.0
Oxygen, Dissolved	0.86	mg/L			1.0
Specific Conductance	416	umhos/cm			1.0
Turbidity	1.3	NTU			1.0

Mr. David S Adams
Hillsborough County
Solid Waste Management Department
601 East Kennedy Blvd
24th Floor County Center
Tampa, FL 33601

Job Number: 660-29473-1

Client Sample ID: TH-71A
Lab Sample ID: 660-29473-8

Date Sampled: 05/20/2009 1128
Date Received: 05/20/2009 1530
Client Matrix: Water

Analyte	Result/Qualifier		Unit	MDL	PQL	Dilution
Method: 8260B			Date Analyzed:	05/21/2009 1949		
Prep Method: 5030B			Date Prepared:	05/21/2009 1949		
Acetone	9.9	U	ug/L	9.9	20	1.0
Acrylonitrile	1.2	U	ug/L	1.2	100	1.0
Benzene	0.50	U	ug/L	0.50	1.0	1.0
Bromochloromethane	0.58	U	ug/L	0.58	1.0	1.0
Bromodichloromethane	0.35	U	ug/L	0.35	1.0	1.0
Bromoform	0.58	U	ug/L	0.58	1.0	1.0
Bromomethane	2.5	U	ug/L	2.5	5.0	1.0
2-Butanone	8.4	U	ug/L	8.4	10	1.0
Carbon disulfide	0.85	U	ug/L	0.85	1.0	1.0
Carbon tetrachloride	0.42	U	ug/L	0.42	1.0	1.0
Chlorobenzene	0.63	U	ug/L	0.63	1.0	1.0
Chloroethane	2.5	U	ug/L	2.5	5.0	1.0
Chloromethane	1.0	U	ug/L	1.0	4.0	1.0
cis-1,2-Dichloroethene	0.65	U	ug/L	0.65	1.0	1.0
cis-1,3-Dichloropropene	0.14	U	ug/L	0.14	1.0	1.0
Dibromochloromethane	0.34	U	ug/L	0.34	1.0	1.0
Dibromomethane	0.41	U	ug/L	0.41	1.0	1.0
1,2-Dichlorobenzene	0.44	U	ug/L	0.44	1.0	1.0
1,4-Dichlorobenzene	0.52	U	ug/L	0.52	1.0	1.0
1,1-Dichloroethane	0.52	U	ug/L	0.52	1.0	1.0
1,2-Dichloroethane	0.57	U	ug/L	0.57	1.0	1.0
1,1-Dichloroethene	0.45	U	ug/L	0.45	1.0	1.0
1,2-Dichloropropane	0.52	U	ug/L	0.52	1.0	1.0
Ethylbenzene	0.44	U	ug/L	0.44	1.0	1.0
2-Hexanone	4.4	U	ug/L	4.4	10	1.0
Iodomethane	2.5	U	ug/L	2.5	5.0	1.0
Methylene Chloride	4.0	U	ug/L	4.0	5.0	1.0
4-Methyl-2-pentanone	3.8	U	ug/L	3.8	10	1.0
Styrene	0.98	U	ug/L	0.98	2.0	1.0
1,1,1,2-Tetrachloroethane	0.63	U	ug/L	0.63	1.0	1.0
1,1,2,2-Tetrachloroethane	0.15	U	ug/L	0.15	1.0	1.0
Tetrachloroethene	0.50	U	ug/L	0.50	1.0	1.0
Toluene	0.51	U	ug/L	0.51	1.0	1.0
trans-1,4-Dichloro-2-butene	2.5	U	ug/L	2.5	10	1.0
trans-1,2-Dichloroethene	0.44	U	ug/L	0.44	1.0	1.0
trans-1,3-Dichloropropene	0.14	U	ug/L	0.14	1.0	1.0
1,1,1-Trichloroethane	0.46	U	ug/L	0.46	1.0	1.0
1,1,2-Trichloroethane	0.47	U	ug/L	0.47	1.0	1.0
Trichloroethene	0.50	U	ug/L	0.50	1.0	1.0

Mr. David S Adams
Hillsborough County
Solid Waste Management Department
601 East Kennedy Blvd
24th Floor County Center
Tampa, FL 33601

Job Number: 660-29473-1

Client Sample ID: TH-71A
Lab Sample ID: 660-29473-8

Date Sampled: 05/20/2009 1128
Date Received: 05/20/2009 1530
Client Matrix: Water

Analyte	Result/Qualifier		Unit	MDL	PQL	Dilution
Trichlorofluoromethane	2.5	U	ug/L	2.5	5.0	1.0
Trichloromethane	0.90	U	ug/L	0.90	1.0	1.0
1,2,3-Trichloropropane	0.18	U	ug/L	0.18	1.0	1.0
Vinyl acetate	1.5	U	ug/L	1.5	10	1.0
Vinyl chloride	0.50	U	ug/L	0.50	1.0	1.0
Xylenes, Total	0.50	U	ug/L	0.50	3.0	1.0
Surrogate					Acceptance Limits	
4-Bromofluorobenzene	98		%		70 - 130	
Dibromofluoromethane	98		%		70 - 130	
Toluene-d8 (Surr)	100		%		70 - 130	
Method: 8011			Date Analyzed:		05/25/2009 0316	
Prep Method: 8011			Date Prepared:		05/24/2009 1400	
1,2-Dibromo-3-Chloropropane	0.0026	U J3	ug/L	0.0026	0.019	1.0
Ethylene Dibromide	0.0042	U J3	ug/L	0.0042	0.019	1.0
Method: Total Recoverable-6010B			Date Analyzed:		06/08/2009 1746	
Prep Method: 3005A			Date Prepared:		06/01/2009 1411	
Antimony	4.0	U	ug/L	4.0	20	1.0
Arsenic	4.0	U	ug/L	4.0	10	1.0
Barium	21		ug/L	2.0	10	1.0
Beryllium	0.50	U	ug/L	0.50	2.0	1.0
Cadmium	1.0	U	ug/L	1.0	4.0	1.0
Chromium	3.3	I	ug/L	2.0	10	1.0
Cobalt	2.0	U	ug/L	2.0	10	1.0
Copper	2.9	U	ug/L	2.9	10	1.0
Iron	20000		ug/L	50	200	1.0
Lead	2.0	U	ug/L	2.0	10	1.0
Nickel	2.2	I	ug/L	2.0	8.0	1.0
Selenium	5.0	U	ug/L	5.0	20	1.0
Silver	1.0	U	ug/L	1.0	4.0	1.0
Sodium	3.6		mg/L	0.31	0.50	1.0
Thallium	5.0	U	ug/L	5.0	20	1.0
Vanadium	3.3	I	ug/L	2.5	10	1.0
Zinc	5.0	U	ug/L	5.0	20	1.0
Method: 7470A			Date Analyzed:		06/03/2009 1713	
Prep Method: 7470A			Date Prepared:		06/03/2009 1312	
Mercury	0.072	U	ug/L	0.072	0.20	1.0
Method: 300.0			Date Analyzed:		06/03/2009 0920	
Chloride	11		mg/L	0.20	0.50	1.0

Mr. David S Adams
Hillsborough County
Solid Waste Management Department
601 East Kennedy Blvd
24th Floor County Center
Tampa, FL 33601

Job Number: 660-29473-1

Client Sample ID: TH-71A
Lab Sample ID: 660-29473-8

Date Sampled: 05/20/2009 1128
Date Received: 05/20/2009 1530
Client Matrix: Water

Analyte	Result/Qualifier		Unit	MDL	PQL	Dilution
Method: 350.1			Date Analyzed:		05/22/2009 1427	
Ammonia (as N)	1.8		mg/L	0.010	0.020	1.0
Method: 353.2			Date Analyzed:		05/21/2009 1439	
Nitrate as N	0.11	I	mg/L	0.10	0.50	1.0
Method: SM 2540C			Date Analyzed:		05/27/2009 0948	
Total Dissolved Solids	450		mg/L	10	10	1.0

Mr. David S Adams
Hillsborough County
Solid Waste Management Department
601 East Kennedy Blvd
24th Floor County Center
Tampa, FL 33601

Job Number: 660-29473-1

Client Sample ID: TH-71A
Lab Sample ID: 660-29473-8

Date Sampled: 05/20/2009 1128
Date Received: 05/20/2009 1530
Client Matrix: Water

Analyte	Result/Qualifier	Unit	NONE	NONE	Dilution
Method: Field Sampling		Date Analyzed:	05/20/2009 1128		
Field pH	6.40	SU			1.0
Field Temperature	22.34	Degrees C			1.0
Oxygen, Dissolved	0.14	mg/L			1.0
Specific Conductance	695	umhos/cm			1.0
Turbidity	12.2	NTU			1.0

Mr. David S Adams
Hillsborough County
Solid Waste Management Department
601 East Kennedy Blvd
24th Floor County Center
Tampa, FL 33601

Job Number: 660-29473-1

Client Sample ID: TH-66
Lab Sample ID: 660-29473-9

Date Sampled: 05/20/2009 1408
Date Received: 05/20/2009 1530
Client Matrix: Water

Analyte	Result/Qualifier		Unit	MDL	PQL	Dilution
Method: 8260B			Date Analyzed:	05/21/2009 2011		
Prep Method: 5030B			Date Prepared:	05/21/2009 2011		
Acetone	9.9	U	ug/L	9.9	20	1.0
Acrylonitrile	1.2	U	ug/L	1.2	100	1.0
Benzene	0.50	U	ug/L	0.50	1.0	1.0
Bromochloromethane	0.58	U	ug/L	0.58	1.0	1.0
Bromodichloromethane	0.35	U	ug/L	0.35	1.0	1.0
Bromoform	0.58	U	ug/L	0.58	1.0	1.0
Bromomethane	2.5	U	ug/L	2.5	5.0	1.0
2-Butanone	8.4	U	ug/L	8.4	10	1.0
Carbon disulfide	0.85	U	ug/L	0.85	1.0	1.0
Carbon tetrachloride	0.42	U	ug/L	0.42	1.0	1.0
Chlorobenzene	0.63	U	ug/L	0.63	1.0	1.0
Chloroethane	2.5	U	ug/L	2.5	5.0	1.0
Chloromethane	1.0	U	ug/L	1.0	4.0	1.0
cis-1,2-Dichloroethene	0.65	U	ug/L	0.65	1.0	1.0
cis-1,3-Dichloropropene	0.14	U	ug/L	0.14	1.0	1.0
Dibromochloromethane	0.34	U	ug/L	0.34	1.0	1.0
Dibromomethane	0.41	U	ug/L	0.41	1.0	1.0
1,2-Dichlorobenzene	0.44	U	ug/L	0.44	1.0	1.0
1,4-Dichlorobenzene	0.52	U	ug/L	0.52	1.0	1.0
1,1-Dichloroethane	0.52	U	ug/L	0.52	1.0	1.0
1,2-Dichloroethane	0.57	U	ug/L	0.57	1.0	1.0
1,1-Dichloroethene	0.45	U	ug/L	0.45	1.0	1.0
1,2-Dichloropropane	0.52	U	ug/L	0.52	1.0	1.0
Ethylbenzene	0.44	U	ug/L	0.44	1.0	1.0
2-Hexanone	4.4	U	ug/L	4.4	10	1.0
Iodomethane	2.5	U	ug/L	2.5	5.0	1.0
Methylene Chloride	4.0	U	ug/L	4.0	5.0	1.0
4-Methyl-2-pentanone	3.8	U	ug/L	3.8	10	1.0
Styrene	0.98	U	ug/L	0.98	2.0	1.0
1,1,1,2-Tetrachloroethane	0.63	U	ug/L	0.63	1.0	1.0
1,1,2,2-Tetrachloroethane	0.15	U	ug/L	0.15	1.0	1.0
Tetrachloroethene	0.50	U	ug/L	0.50	1.0	1.0
Toluene	0.51	U	ug/L	0.51	1.0	1.0
trans-1,4-Dichloro-2-butene	2.5	U	ug/L	2.5	10	1.0
trans-1,2-Dichloroethene	0.44	U	ug/L	0.44	1.0	1.0
trans-1,3-Dichloropropene	0.14	U	ug/L	0.14	1.0	1.0
1,1,1-Trichloroethane	0.46	U	ug/L	0.46	1.0	1.0
1,1,2-Trichloroethane	0.47	U	ug/L	0.47	1.0	1.0
Trichloroethene	0.50	U	ug/L	0.50	1.0	1.0

Mr. David S Adams
Hillsborough County
Solid Waste Management Department
601 East Kennedy Blvd
24th Floor County Center
Tampa, FL 33601

Job Number: 660-29473-1

Client Sample ID: TH-66
Lab Sample ID: 660-29473-9

Date Sampled: 05/20/2009 1408
Date Received: 05/20/2009 1530
Client Matrix: Water

Analyte	Result/Qualifier		Unit	MDL	PQL	Dilution
Trichlorofluoromethane	2.5	U	ug/L	2.5	5.0	1.0
Trichloromethane	0.90	U	ug/L	0.90	1.0	1.0
1,2,3-Trichloropropane	0.18	U	ug/L	0.18	1.0	1.0
Vinyl acetate	1.5	U	ug/L	1.5	10	1.0
Vinyl chloride	0.50	U	ug/L	0.50	1.0	1.0
Xylenes, Total	0.50	U	ug/L	0.50	3.0	1.0
Surrogate					Acceptance Limits	
4-Bromofluorobenzene	94		%		70 - 130	
Dibromofluoromethane	98		%		70 - 130	
Toluene-d8 (Surr)	98		%		70 - 130	
Method: 8011			Date Analyzed:		05/25/2009 0330	
Prep Method: 8011			Date Prepared:		05/24/2009 1400	
1,2-Dibromo-3-Chloropropane	0.0026	U J3	ug/L	0.0026	0.019	1.0
Ethylene Dibromide	0.0042	U J3	ug/L	0.0042	0.019	1.0
Method: Total Recoverable-6010B			Date Analyzed:		06/09/2009 1118	
Prep Method: 3005A			Date Prepared:		06/02/2009 0802	
Antimony	4.0	U	ug/L	4.0	20	1.0
Arsenic	4.0	U	ug/L	4.0	10	1.0
Barium	4.5	I	ug/L	2.0	10	1.0
Beryllium	0.50	U	ug/L	0.50	2.0	1.0
Cadmium	1.0	U	ug/L	1.0	4.0	1.0
Chromium	2.0	U	ug/L	2.0	10	1.0
Cobalt	2.6	I	ug/L	2.0	10	1.0
Copper	2.9	U	ug/L	2.9	10	1.0
Iron	1200		ug/L	50	200	1.0
Lead	2.0	U	ug/L	2.0	10	1.0
Nickel	2.0	U	ug/L	2.0	8.0	1.0
Selenium	5.0	U	ug/L	5.0	20	1.0
Silver	1.0	U	ug/L	1.0	4.0	1.0
Sodium	4.0		mg/L	0.31	0.50	1.0
Thallium	5.0	U	ug/L	5.0	20	1.0
Vanadium	2.5	U	ug/L	2.5	10	1.0
Zinc	5.0	U	ug/L	5.0	20	1.0
Method: 7470A			Date Analyzed:		06/03/2009 1715	
Prep Method: 7470A			Date Prepared:		06/03/2009 1312	
Mercury	0.072	U	ug/L	0.072	0.20	1.0
Method: 300.0			Date Analyzed:		06/03/2009 1002	
Chloride	10		mg/L	0.20	0.50	1.0

Mr. David S Adams
Hillsborough County
Solid Waste Management Department
601 East Kennedy Blvd
24th Floor County Center
Tampa, FL 33601

Job Number: 660-29473-1

Client Sample ID: TH-66
Lab Sample ID: 660-29473-9

Date Sampled: 05/20/2009 1408
Date Received: 05/20/2009 1530
Client Matrix: Water

Analyte	Result/Qualifier		Unit	MDL	PQL	Dilution
Method: 350.1			Date Analyzed:		05/22/2009 1428	
Ammonia (as N)	0.44		mg/L	0.010	0.020	1.0
Method: 353.2			Date Analyzed:		05/21/2009 1439	
Nitrate as N	0.10	U	mg/L	0.10	0.50	1.0
Method: SM 2540C			Date Analyzed:		05/27/2009 0948	
Total Dissolved Solids	140		mg/L	10	10	1.0

Mr. David S Adams
Hillsborough County
Solid Waste Management Department
601 East Kennedy Blvd
24th Floor County Center
Tampa, FL 33601

Job Number: 660-29473-1

Client Sample ID: TH-66
Lab Sample ID: 660-29473-9

Date Sampled: 05/20/2009 1408
Date Received: 05/20/2009 1530
Client Matrix: Water

Analyte	Result/Qualifier	Unit	NONE	NONE	Dilution
Method: Field Sampling		Date Analyzed:	05/20/2009 1408		
Field pH	5.98	SU			1.0
Field Temperature	23.62	Degrees C			1.0
Oxygen, Dissolved	1.09	mg/L			1.0
Specific Conductance	222	umhos/cm			1.0
Turbidity	6.9	NTU			1.0

Mr. David S Adams
Hillsborough County
Solid Waste Management Department
601 East Kennedy Blvd
24th Floor County Center
Tampa, FL 33601

Job Number: 660-29473-1

Client Sample ID: Travel Blank
Lab Sample ID: 660-29473-10

Date Sampled: 05/20/2009 1005
Date Received: 05/20/2009 1530
Client Matrix: Water

Analyte	Result/Qualifier		Unit	MDL	PQL	Dilution
Method: 8260B			Date Analyzed:	05/21/2009 1541		
Prep Method: 5030B			Date Prepared:	05/21/2009 1541		
Acetone	9.9	U	ug/L	9.9	20	1.0
Acrylonitrile	1.2	U	ug/L	1.2	100	1.0
Benzene	0.50	U	ug/L	0.50	1.0	1.0
Bromochloromethane	0.58	U	ug/L	0.58	1.0	1.0
Bromodichloromethane	0.35	U	ug/L	0.35	1.0	1.0
Bromoform	0.58	U	ug/L	0.58	1.0	1.0
Bromomethane	2.5	U	ug/L	2.5	5.0	1.0
2-Butanone	8.4	U	ug/L	8.4	10	1.0
Carbon disulfide	0.85	U	ug/L	0.85	1.0	1.0
Carbon tetrachloride	0.42	U	ug/L	0.42	1.0	1.0
Chlorobenzene	0.63	U	ug/L	0.63	1.0	1.0
Chloroethane	2.5	U	ug/L	2.5	5.0	1.0
Chloromethane	1.0	U	ug/L	1.0	4.0	1.0
cis-1,2-Dichloroethene	0.65	U	ug/L	0.65	1.0	1.0
cis-1,3-Dichloropropene	0.14	U	ug/L	0.14	1.0	1.0
Dibromochloromethane	0.34	U	ug/L	0.34	1.0	1.0
Dibromomethane	0.41	U	ug/L	0.41	1.0	1.0
1,2-Dichlorobenzene	0.44	U	ug/L	0.44	1.0	1.0
1,4-Dichlorobenzene	0.52	U	ug/L	0.52	1.0	1.0
1,1-Dichloroethane	0.52	U	ug/L	0.52	1.0	1.0
1,2-Dichloroethane	0.57	U	ug/L	0.57	1.0	1.0
1,1-Dichloroethene	0.45	U	ug/L	0.45	1.0	1.0
1,2-Dichloropropane	0.52	U	ug/L	0.52	1.0	1.0
Ethylbenzene	0.44	U	ug/L	0.44	1.0	1.0
2-Hexanone	4.4	U	ug/L	4.4	10	1.0
Iodomethane	2.5	U	ug/L	2.5	5.0	1.0
Methylene Chloride	4.0	U	ug/L	4.0	5.0	1.0
4-Methyl-2-pentanone	3.8	U	ug/L	3.8	10	1.0
Styrene	0.98	U	ug/L	0.98	2.0	1.0
1,1,1,2-Tetrachloroethane	0.63	U	ug/L	0.63	1.0	1.0
1,1,2,2-Tetrachloroethane	0.15	U	ug/L	0.15	1.0	1.0
Tetrachloroethene	0.50	U	ug/L	0.50	1.0	1.0
Toluene	0.51	U	ug/L	0.51	1.0	1.0
trans-1,4-Dichloro-2-butene	2.5	U	ug/L	2.5	10	1.0
trans-1,2-Dichloroethene	0.44	U	ug/L	0.44	1.0	1.0
trans-1,3-Dichloropropene	0.14	U	ug/L	0.14	1.0	1.0
1,1,1-Trichloroethane	0.46	U	ug/L	0.46	1.0	1.0
1,1,2-Trichloroethane	0.47	U	ug/L	0.47	1.0	1.0
Trichloroethene	0.50	U	ug/L	0.50	1.0	1.0

Mr. David S Adams
Hillsborough County
Solid Waste Management Department
601 East Kennedy Blvd
24th Floor County Center
Tampa, FL 33601

Job Number: 660-29473-1

Client Sample ID: Travel Blank
Lab Sample ID: 660-29473-10

Date Sampled: 05/20/2009 1005
Date Received: 05/20/2009 1530
Client Matrix: Water

Analyte	Result/Qualifier		Unit	MDL	PQL	Dilution
Trichlorofluoromethane	2.5	U	ug/L	2.5	5.0	1.0
Trichloromethane	0.90	U	ug/L	0.90	1.0	1.0
1,2,3-Trichloropropane	0.18	U	ug/L	0.18	1.0	1.0
Vinyl acetate	1.5	U	ug/L	1.5	10	1.0
Vinyl chloride	0.50	U	ug/L	0.50	1.0	1.0
Xylenes, Total	0.50	U	ug/L	0.50	3.0	1.0

Surrogate			Acceptance Limits
4-Bromofluorobenzene	97	%	70 - 130
Dibromofluoromethane	98	%	70 - 130
Toluene-d8 (Surr)	101	%	70 - 130

DATA REPORTING QUALIFIERS

Client: Hillsborough County

Job Number: 660-29473-1

Lab Section	Qualifier	Description
GC/MS VOA		
	J3	Estimated value; value may not be accurate. Spike recovery or RPD outside of criteria.
	U	Indicates that the compound was analyzed for but not detected.
	I	The reported value is between the laboratory method detection limit and the laboratory practical quantitation limit.
GC Semi VOA		
	J3	Estimated value; value may not be accurate. Spike recovery or RPD outside of criteria.
	U	Indicates that the compound was analyzed for but not detected.
Metals		
	J3	Estimated value; value may not be accurate. Spike recovery or RPD outside of criteria.
	U	Indicates that the compound was analyzed for but not detected.
	I	The reported value is between the laboratory method detection limit and the laboratory practical quantitation limit.
General Chemistry		
	J3	Estimated value; value may not be accurate. Spike recovery or RPD outside of criteria.
	U	Indicates that the compound was analyzed for but not detected.
	I	The reported value is between the laboratory method detection limit and the laboratory practical quantitation limit.

Quality Control Results

Client: Hillsborough County

Job Number: 660-29473-1

Method Blank - Batch: 660-79502

Method: 8260B
Preparation: 5030B

Lab Sample ID: MB 660-79502/2
Client Matrix: Water
Dilution: 1.0
Date Analyzed: 05/21/2009 1519
Date Prepared: 05/21/2009 1519

Analysis Batch: 660-79502
Prep Batch: N/A
Units: ug/L

Instrument ID: BVME GC/MS
Lab File ID: 1EE2107.D
Initial Weight/Volume: 5 mL
Final Weight/Volume: 5 mL

Analyte	Result	Qual	MDL	PQL
Acetone	9.9	U	9.9	20
Acrylonitrile	1.2	U	1.2	100
Benzene	0.50	U	0.50	1.0
Bromochloromethane	0.58	U	0.58	1.0
Bromodichloromethane	0.35	U	0.35	1.0
Bromoform	0.58	U	0.58	1.0
Bromomethane	2.5	U	2.5	5.0
2-Butanone	8.4	U	8.4	10
Carbon disulfide	0.85	U	0.85	1.0
Carbon tetrachloride	0.42	U	0.42	1.0
Chlorobenzene	0.63	U	0.63	1.0
Chloroethane	2.5	U	2.5	5.0
Chloromethane	1.0	U	1.0	4.0
cis-1,2-Dichloroethene	0.65	U	0.65	1.0
cis-1,3-Dichloropropene	0.14	U	0.14	1.0
Dibromochloromethane	0.34	U	0.34	1.0
Dibromomethane	0.41	U	0.41	1.0
1,2-Dichlorobenzene	0.44	U	0.44	1.0
1,4-Dichlorobenzene	0.52	U	0.52	1.0
1,1-Dichloroethane	0.52	U	0.52	1.0
1,2-Dichloroethane	0.57	U	0.57	1.0
1,1-Dichloroethene	0.45	U	0.45	1.0
1,2-Dichloropropane	0.52	U	0.52	1.0
Ethylbenzene	0.44	U	0.44	1.0
2-Hexanone	4.4	U	4.4	10
Iodomethane	2.5	U	2.5	5.0
Methylene Chloride	4.0	U	4.0	5.0
4-Methyl-2-pentanone	3.8	U	3.8	10
Styrene	0.98	U	0.98	2.0
1,1,1,2-Tetrachloroethane	0.63	U	0.63	1.0
1,1,2,2-Tetrachloroethane	0.15	U	0.15	1.0
Tetrachloroethene	0.50	U	0.50	1.0
Toluene	0.51	U	0.51	1.0
trans-1,4-Dichloro-2-butene	2.5	U	2.5	10
trans-1,2-Dichloroethene	0.44	U	0.44	1.0
trans-1,3-Dichloropropene	0.14	U	0.14	1.0
1,1,1-Trichloroethane	0.46	U	0.46	1.0
1,1,2-Trichloroethane	0.47	U	0.47	1.0
Trichloroethene	0.50	U	0.50	1.0
Trichlorofluoromethane	2.5	U	2.5	5.0
Trichloromethane	0.90	U	0.90	1.0

Calculations are performed before rounding to avoid round-off errors in calculated results.

Quality Control Results

Client: Hillsborough County

Job Number: 660-29473-1

Method Blank - Batch: 660-79502

Method: 8260B
Preparation: 5030B

Lab Sample ID: MB 660-79502/2
Client Matrix: Water
Dilution: 1.0
Date Analyzed: 05/21/2009 1519
Date Prepared: 05/21/2009 1519

Analysis Batch: 660-79502
Prep Batch: N/A
Units: ug/L

Instrument ID: BVME GC/MS
Lab File ID: 1EE2107.D
Initial Weight/Volume: 5 mL
Final Weight/Volume: 5 mL

Analyte	Result	Qual	MDL	PQL
1,2,3-Trichloropropane	0.18	U	0.18	1.0
Vinyl acetate	1.5	U	1.5	10
Vinyl chloride	0.50	U	0.50	1.0
Xylenes, Total	0.50	U	0.50	3.0

Surrogate	% Rec	Acceptance Limits
4-Bromofluorobenzene	97	70 - 130
Dibromofluoromethane	102	70 - 130
Toluene-d8 (Surr)	100	70 - 130

Calculations are performed before rounding to avoid round-off errors in calculated results.

Quality Control Results

Client: Hillsborough County

Job Number: 660-29473-1

Lab Control Sample - Batch: 660-79502

Method: 8260B
Preparation: 5030B

Lab Sample ID: LCS 660-79502/1
Client Matrix: Water
Dilution: 1.0
Date Analyzed: 05/21/2009 1413
Date Prepared: 05/21/2009 1413

Analysis Batch: 660-79502
Prep Batch: N/A
Units: ug/L

Instrument ID: BVME GC/MS
Lab File ID: 1EE2104.D
Initial Weight/Volume: 5 mL
Final Weight/Volume: 5 mL

Analyte	Spike Amount	Result	% Rec.	Limit	Qual
Acetone	100	104	104	62 - 142	
Acrylonitrile	200	206	103	10 - 183	
Benzene	20.0	20.6	103	64 - 140	
Bromochloromethane	20.0	20.4	102	59 - 130	
Bromodichloromethane	20.0	20.1	101	70 - 130	
Bromoform	20.0	19.2	96	65 - 130	
Bromomethane	20.0	11.7	58	14 - 184	
2-Butanone	100	109	109	63 - 140	
Carbon disulfide	10.0	10.5	105	30 - 184	
Carbon tetrachloride	20.0	20.8	104	53 - 145	
Chlorobenzene	20.0	19.8	99	70 - 130	
Chloroethane	20.0	20.0	100	39 - 174	
Chloromethane	20.0	15.9	79	35 - 153	
cis-1,2-Dichloroethene	20.0	19.1	96	61 - 130	
cis-1,3-Dichloropropene	20.0	20.7	103	70 - 130	
Dibromochloromethane	20.0	20.3	101	70 - 130	
Dibromomethane	20.0	18.6	93	70 - 130	
1,2-Dichlorobenzene	20.0	19.7	99	70 - 130	
1,4-Dichlorobenzene	20.0	18.9	95	70 - 130	
1,1-Dichloroethane	20.0	20.1	101	60 - 132	
1,2-Dichloroethane	20.0	19.8	99	70 - 130	
1,1-Dichloroethene	20.0	20.9	105	51 - 157	
1,2-Dichloropropane	20.0	20.4	102	70 - 130	
Ethylbenzene	20.0	21.5	108	69 - 131	
2-Hexanone	100	114	114	57 - 148	
Methylene Chloride	20.0	19.6	98	57 - 130	
4-Methyl-2-pentanone	100	113	113	64 - 137	
Styrene	20.0	21.8	109	62 - 136	
1,1,1,2-Tetrachloroethane	20.0	19.9	100	70 - 130	
1,1,2,2-Tetrachloroethane	20.0	19.0	95	67 - 130	
Tetrachloroethene	20.0	19.9	99	47 - 143	
Toluene	20.0	20.2	101	70 - 131	
trans-1,2-Dichloroethene	20.0	21.2	106	55 - 145	
trans-1,3-Dichloropropene	20.0	18.9	95	62 - 130	
1,1,1-Trichloroethane	20.0	19.7	98	57 - 135	
1,1,2-Trichloroethane	20.0	20.0	100	69 - 130	
Trichloroethene	20.0	19.8	99	59 - 142	
Trichlorofluoromethane	20.0	20.2	101	62 - 147	
Trichloromethane	20.0	19.2	96	59 - 130	
1,2,3-Trichloropropane	20.0	18.0	90	62 - 130	
Vinyl chloride	20.0	17.3	86	48 - 147	

Calculations are performed before rounding to avoid round-off errors in calculated results.

Quality Control Results

Client: Hillsborough County

Job Number: 660-29473-1

Matrix Spike - Batch: 660-79502

Method: 8260B
Preparation: 5030B

Lab Sample ID: 660-29473-2
Client Matrix: Water
Dilution: 1.0
Date Analyzed: 05/21/2009 1736
Date Prepared: 05/21/2009 1736

Analysis Batch: 660-79502
Prep Batch: N/A
Units: ug/L

Instrument ID: BVME GC/MS
Lab File ID: 1EE2113.D
Initial Weight/Volume: 5 mL
Final Weight/Volume: 5 mL

Analyte	Sample Result/Qual		Spike Amount	Result	% Rec.	Limit	Qual
Acetone	9.9	U	100	53.4	53	62 - 142	J3
Acrylonitrile	1.2	U	200	103	52	10 - 183	
Benzene	0.50	U	20.0	10.8	54	64 - 140	J3
Bromochloromethane	0.58	U	20.0	10.6	53	59 - 130	J3
Bromodichloromethane	0.35	U	20.0	11.0	55	70 - 130	J3
Bromoform	0.58	U	20.0	9.84	49	65 - 130	J3
Bromomethane	2.5	U	20.0	4.54	23	14 - 184	I
2-Butanone	8.4	U	100	55.6	56	63 - 140	J3
Carbon disulfide	0.85	U	10.0	4.79	48	30 - 184	
Carbon tetrachloride	0.42	U	20.0	11.5	58	53 - 145	
Chlorobenzene	0.63	U	20.0	10.8	54	70 - 130	J3
Chloroethane	2.5	U	20.0	7.52	38	39 - 174	J3
Chloromethane	1.0	U	20.0	5.92	30	35 - 153	J3
cis-1,2-Dichloroethene	0.65	U	20.0	10.3	52	61 - 130	J3
cis-1,3-Dichloropropene	0.14	U	20.0	11.3	56	70 - 130	J3
Dibromochloromethane	0.34	U	20.0	11.0	55	70 - 130	J3
Dibromomethane	0.41	U	20.0	10.2	51	70 - 130	J3
1,2-Dichlorobenzene	0.44	U	20.0	9.91	50	70 - 130	J3
1,4-Dichlorobenzene	0.52	U	20.0	9.99	50	70 - 130	J3
1,1-Dichloroethane	0.52	U	20.0	11.0	55	60 - 132	J3
1,2-Dichloroethane	0.57	U	20.0	10.4	52	70 - 130	J3
1,1-Dichloroethene	0.45	U	20.0	11.7	59	51 - 157	
1,2-Dichloropropane	0.52	U	20.0	11.4	57	70 - 130	J3
Ethylbenzene	0.44	U	20.0	11.5	58	69 - 131	J3
2-Hexanone	4.4	U	100	61.7	62	57 - 148	
Methylene Chloride	4.0	U	20.0	10.0	50	57 - 130	J3
4-Methyl-2-pentanone	3.8	U	100	60.7	61	64 - 137	J3
Styrene	0.98	U	20.0	11.4	57	62 - 136	J3
1,1,1,2-Tetrachloroethane	0.63	U	20.0	11.4	57	70 - 130	J3
1,1,2,2-Tetrachloroethane	0.15	U	20.0	10.7	53	67 - 130	J3
Tetrachloroethene	0.50	U	20.0	11.2	56	47 - 143	
Toluene	0.51	U	20.0	11.4	57	70 - 131	J3
trans-1,2-Dichloroethene	0.44	U	20.0	10.7	53	55 - 145	J3
trans-1,3-Dichloropropene	0.14	U	20.0	10.1	51	62 - 130	J3
1,1,1-Trichloroethane	0.46	U	20.0	11.0	55	57 - 135	J3
1,1,2-Trichloroethane	0.47	U	20.0	10.9	54	69 - 130	J3

Calculations are performed before rounding to avoid round-off errors in calculated results.

Quality Control Results

Client: Hillsborough County

Job Number: 660-29473-1

Matrix Spike - Batch: 660-79502

Method: 8260B
Preparation: 5030B

Lab Sample ID: 660-29473-2
Client Matrix: Water
Dilution: 1.0
Date Analyzed: 05/21/2009 1736
Date Prepared: 05/21/2009 1736

Analysis Batch: 660-79502
Prep Batch: N/A
Units: ug/L

Instrument ID: BVME GC/MS
Lab File ID: 1EE2113.D
Initial Weight/Volume: 5 mL
Final Weight/Volume: 5 mL

Analyte	Sample Result/Qual		Spike Amount	Result	% Rec.	Limit	Qual
Trichloroethene	0.50	U	20.0	10.4	52	59 - 142	J3
Trichlorofluoromethane	2.5	U	20.0	8.28	41	62 - 147	J3
Trichloromethane	0.90	U	20.0	10.2	51	59 - 130	J3
1,2,3-Trichloropropane	0.18	U	20.0	10.0	50	62 - 130	J3
Vinyl chloride	0.50	U	20.0	6.40	32	48 - 147	J3

Calculations are performed before rounding to avoid round-off errors in calculated results.

Quality Control Results

Client: Hillsborough County

Job Number: 660-29473-1

Duplicate - Batch: 660-79502

Method: 8260B
Preparation: 5030B

Lab Sample ID: 660-29473-1
Client Matrix: Water
Dilution: 1.0
Date Analyzed: 05/21/2009 1714
Date Prepared: 05/21/2009 1714

Analysis Batch: 660-79502
Prep Batch: N/A
Units: ug/L

Instrument ID: BVME GC/MS
Lab File ID: 1EE2112.D
Initial Weight/Volume: 5 mL
Final Weight/Volume: 5 mL

Analyte	Sample Result/Qual		Result	RPD	Limit	Qual
Acetone	9.9	U	9.9	NC	30	U
Acrylonitrile	1.2	U	1.2	NC	30	U
Benzene	0.50	U	0.50	NC	30	U
Bromochloromethane	0.58	U	0.58	NC	30	U
Bromodichloromethane	0.35	U	0.35	NC	30	U
Bromoform	0.58	U	0.58	NC	30	U
Bromomethane	2.5	U	2.5	NC	30	U
2-Butanone	8.4	U	8.4	NC	30	U
Carbon disulfide	0.85	U	0.85	NC	30	U
Carbon tetrachloride	0.42	U	0.42	NC	30	U
Chlorobenzene	0.63	U	0.63	NC	30	U
Chloroethane	2.5	U	2.5	NC	30	U
Chloromethane	1.0	U	1.0	NC	30	U
cis-1,2-Dichloroethene	0.65	U	0.65	NC	30	U
cis-1,3-Dichloropropene	0.14	U	0.14	NC	30	U
Dibromochloromethane	0.34	U	0.34	NC	30	U
Dibromomethane	0.41	U	0.41	NC	30	U
1,2-Dichlorobenzene	0.44	U	0.44	NC	30	U
1,4-Dichlorobenzene	0.52	U	0.52	NC	30	U
1,1-Dichloroethane	0.52	U	0.52	NC	30	U
1,2-Dichloroethane	0.57	U	0.57	NC	30	U
1,1-Dichloroethene	0.45	U	0.45	NC	30	U
1,2-Dichloropropane	0.52	U	0.52	NC	30	U
Ethylbenzene	0.44	U	0.44	NC	30	U
2-Hexanone	4.4	U	4.4	NC	30	U
Iodomethane	2.5	U	2.5	NC	30	U
Methylene Chloride	4.0	U	4.0	NC	30	U
4-Methyl-2-pentanone	3.8	U	3.8	NC	30	U
Styrene	0.98	U	0.98	NC	30	U
1,1,1,2-Tetrachloroethane	0.63	U	0.63	NC	30	U
1,1,2,2-Tetrachloroethane	0.15	U	0.15	NC	30	U
Tetrachloroethene	0.50	U	0.50	NC	30	U
Toluene	0.51	U	0.51	NC	30	U
trans-1,4-Dichloro-2-butene	2.5	U	2.5	NC	30	U
trans-1,2-Dichloroethene	0.44	U	0.44	NC	30	U
trans-1,3-Dichloropropene	0.14	U	0.14	NC	30	U
1,1,1-Trichloroethane	0.46	U	0.46	NC	30	U
1,1,2-Trichloroethane	0.47	U	0.47	NC	30	U
Trichloroethene	0.50	U	0.50	NC	30	U

Calculations are performed before rounding to avoid round-off errors in calculated results.

Quality Control Results

Client: Hillsborough County

Job Number: 660-29473-1

Duplicate - Batch: 660-79502

Method: 8260B
Preparation: 5030B

Lab Sample ID: 660-29473-1
Client Matrix: Water
Dilution: 1.0
Date Analyzed: 05/21/2009 1714
Date Prepared: 05/21/2009 1714

Analysis Batch: 660-79502
Prep Batch: N/A
Units: ug/L

Instrument ID: BVME GC/MS
Lab File ID: 1EE2112.D
Initial Weight/Volume: 5 mL
Final Weight/Volume: 5 mL

Analyte	Sample Result/Qual		Result	RPD	Limit	Qual
Trichlorofluoromethane	2.5	U	2.5	NC	30	U
Trichloromethane	0.90	U	0.90	NC	30	U
1,2,3-Trichloropropane	0.18	U	0.18	NC	30	U
Vinyl acetate	1.5	U	1.5	NC	30	U
Vinyl chloride	0.50	U	0.50	NC	30	U
Xylenes, Total	0.50	U	0.50	NC	30	U

Surrogate	% Rec	Acceptance Limits
4-Bromofluorobenzene	96	70 - 130
Dibromofluoromethane	101	70 - 130
Toluene-d8 (Surr)	98	70 - 130

Calculations are performed before rounding to avoid round-off errors in calculated results.

Quality Control Results

Client: Hillsborough County

Job Number: 660-29473-1

Method Blank - Batch: 640-56976

Method: 8011
Preparation: 8011

Lab Sample ID: MB 640-56976/1-A
Client Matrix: Water
Dilution: 1.0
Date Analyzed: 05/24/2009 2244
Date Prepared: 05/24/2009 1400

Analysis Batch: 640-57080
Prep Batch: 640-56976
Units: ug/L

Instrument ID: SGL HP6890
Lab File ID: 3E24L035.D
Initial Weight/Volume: 35 mL
Final Weight/Volume: 2.0 mL
Injection Volume: 2 uL
Column ID: PRIMARY

Analyte	Result	Qual	MDL	PQL
1,2-Dibromo-3-Chloropropane	0.0027	U	0.0027	0.020
Ethylene Dibromide	0.0044	U	0.0044	0.020

Surrogate	% Rec	Acceptance Limits
1,1,1,2-Tetrachloroethane	101	56 - 144

Lab Control Sample/ Lab Control Sample Duplicate Recovery Report - Batch: 640-56976

Method: 8011
Preparation: 8011

LCS Lab Sample ID: LCS 640-56976/2-A
Client Matrix: Water
Dilution: 1.0
Date Analyzed: 05/24/2009 2258
Date Prepared: 05/24/2009 1400

Analysis Batch: 640-57080
Prep Batch: 640-56976
Units: ug/L

Instrument ID: SGL HP6890
Lab File ID: 3E24L036.D
Initial Weight/Volume: 35 mL
Final Weight/Volume: 2.0 mL
Injection Volume: 2 uL
Column ID: PRIMARY

LCSD Lab Sample ID: LCSD 640-56976/3-A
Client Matrix: Water
Dilution: 1.0
Date Analyzed: 05/24/2009 2311
Date Prepared: 05/24/2009 1400

Analysis Batch: 640-57080
Prep Batch: 640-56976
Units: ug/L

Instrument ID: SGL HP6890
Lab File ID: 3E24L037.D
Initial Weight/Volume: 35 mL
Final Weight/Volume: 2.0 mL
Injection Volume: 2 uL
Column ID: PRIMARY

Analyte	% Rec. LCS	% Rec. LCSD	Limit	RPD	RPD Limit	LCS Qual	LCSD Qual
1,2-Dibromo-3-Chloropropane	100	121	89 - 132	19	11		J3
Ethylene Dibromide	87	111	85 - 118	24	12		J3

Surrogate	LCS % Rec	LCSD % Rec	Acceptance Limits
1,1,1,2-Tetrachloroethane	83	105	56 - 144

Calculations are performed before rounding to avoid round-off errors in calculated results.

Quality Control Results

Client: Hillsborough County

Job Number: 660-29473-1

Matrix Spike/
Matrix Spike Duplicate Recovery Report - Batch: 640-56976

Method: 8011
Preparation: 8011

MS Lab Sample ID:	640-22051-E-2-A MS	Analysis Batch: 640-57080	Instrument ID: SGL HP6890
Client Matrix:	Water	Prep Batch: 640-56976	Lab File ID: 3E24L038.D
Dilution:	1.0		Initial Weight/Volume: 17.5 mL
Date Analyzed:	05/24/2009 2325		Final Weight/Volume: 2.0 mL
Date Prepared:	05/24/2009 1400		Injection Volume: 2 uL
			Column ID: PRIMARY
MSD Lab Sample ID:	640-22051-E-2-B MSD	Analysis Batch: 640-57080	Instrument ID: SGL HP6890
Client Matrix:	Water	Prep Batch: 640-56976	Lab File ID: 3E24L039.D
Dilution:	1.0		Initial Weight/Volume: 17.5 mL
Date Analyzed:	05/24/2009 2338		Final Weight/Volume: 2.0 mL
Date Prepared:	05/24/2009 1400		Injection Volume: 2 uL
			Column ID: PRIMARY

	% Rec.						
Analyte	MS	MSD	Limit	RPD	RPD Limit	MS Qual	MSD Qual
1,2-Dibromo-3-Chloropropane	125	126	89 - 132	0	11		
Ethylene Dibromide	109	110	85 - 118	1	12		

Surrogate	MS % Rec	MSD % Rec	Acceptance Limits
1,1,1,2-Tetrachloroethane	108	108	56 - 144

Calculations are performed before rounding to avoid round-off errors in calculated results.

Quality Control Results

Client: Hillsborough County

Job Number: 660-29473-1

Method Blank - Batch: 660-79862

Method: 6010B
Preparation: 3005A
Total Recoverable

Lab Sample ID: MB 660-79862/1-A
Client Matrix: Water
Dilution: 1.0
Date Analyzed: 06/08/2009 1456
Date Prepared: 06/01/2009 1411

Analysis Batch: 660-80233
Prep Batch: 660-79862
Units: mg/L

Instrument ID: TJA ICP TRACE
Lab File ID: 9F08A
Initial Weight/Volume: 50 mL
Final Weight/Volume: 50 mL

Analyte	Result	Qual	MDL	PQL
Sodium	0.31	U	0.31	0.50

Method Blank - Batch: 660-79862

Method: 6010B
Preparation: 3005A
Total Recoverable

Lab Sample ID: MB 660-79862/1-A
Client Matrix: Water
Dilution: 1.0
Date Analyzed: 06/08/2009 1456
Date Prepared: 06/01/2009 1411

Analysis Batch: 660-80233
Prep Batch: 660-79862
Units: ug/L

Instrument ID: TJA ICP TRACE
Lab File ID: 9F08A
Initial Weight/Volume: 50 mL
Final Weight/Volume: 50 mL

Analyte	Result	Qual	MDL	PQL
Antimony	4.0	U	4.0	20
Arsenic	4.0	U	4.0	10
Barium	2.0	U	2.0	10
Beryllium	0.50	U	0.50	2.0
Cadmium	1.0	U	1.0	4.0
Chromium	2.0	U	2.0	10
Cobalt	2.0	U	2.0	10
Copper	2.9	U	2.9	10
Iron	50	U	50	200
Lead	2.0	U	2.0	10
Nickel	2.0	U	2.0	8.0
Selenium	5.0	U	5.0	20
Silver	1.1	I	1.0	4.0
Thallium	5.0	U	5.0	20
Vanadium	2.5	U	2.5	10
Zinc	5.0	U	5.0	20

Calculations are performed before rounding to avoid round-off errors in calculated results.

Quality Control Results

Client: Hillsborough County

Job Number: 660-29473-1

Lab Control Sample - Batch: 660-79862

Method: 6010B
Preparation: 3005A
Total Recoverable

Lab Sample ID: LCS 660-79862/2-A
Client Matrix: Water
Dilution: 1.0
Date Analyzed: 06/08/2009 1505
Date Prepared: 06/01/2009 1411

Analysis Batch: 660-80233
Prep Batch: 660-79862
Units: mg/L

Instrument ID: TJA ICP TRACE
Lab File ID: 9F08A
Initial Weight/Volume: 50 mL
Final Weight/Volume: 50 mL

Analyte	Spike Amount	Result	% Rec.	Limit	Qual
Sodium	10.0	9.74	97	75 - 125	

Lab Control Sample - Batch: 660-79862

Method: 6010B
Preparation: 3005A
Total Recoverable

Lab Sample ID: LCS 660-79862/2-A
Client Matrix: Water
Dilution: 1.0
Date Analyzed: 06/08/2009 1505
Date Prepared: 06/01/2009 1411

Analysis Batch: 660-80233
Prep Batch: 660-79862
Units: ug/L

Instrument ID: TJA ICP TRACE
Lab File ID: 9F08A
Initial Weight/Volume: 50 mL
Final Weight/Volume: 50 mL

Analyte	Spike Amount	Result	% Rec.	Limit	Qual
Antimony	1000	962	96	75 - 125	
Arsenic	1000	1010	101	75 - 125	
Barium	1000	1000	100	75 - 125	
Beryllium	1000	1030	103	75 - 125	
Cadmium	1000	1020	102	75 - 125	
Chromium	990	984	99	75 - 125	
Cobalt	1000	972	97	75 - 125	
Copper	1000	1010	101	75 - 125	
Iron	1000	1040	104	75 - 125	
Lead	1000	1020	102	75 - 125	
Nickel	1000	1020	102	75 - 125	
Selenium	1000	964	96	75 - 125	
Silver	1000	1000	100	75 - 125	
Thallium	1000	1010	101	75 - 125	
Vanadium	1000	1020	102	75 - 125	
Zinc	1000	1020	102	75 - 125	

Calculations are performed before rounding to avoid round-off errors in calculated results.

Quality Control Results

Client: Hillsborough County

Job Number: 660-29473-1

Matrix Spike/
Matrix Spike Duplicate Recovery Report - Batch: 660-79862

Method: 6010B
Preparation: 3005A
Total Recoverable

MS Lab Sample ID:	660-29552-E-1-B MS	Analysis Batch: 660-80233	Instrument ID: TJA ICP TRACE
Client Matrix:	Water	Prep Batch: 660-79862	Lab File ID: 9F08A
Dilution:	1.0		Initial Weight/Volume: 50 mL
Date Analyzed:	06/08/2009 1522		Final Weight/Volume: 50 mL
Date Prepared:	06/01/2009 1411		

MSD Lab Sample ID:	660-29552-E-1-C MSD	Analysis Batch: 660-80233	Instrument ID: TJA ICP TRACE
Client Matrix:	Water	Prep Batch: 660-79862	Lab File ID: 9F08A
Dilution:	1.0		Initial Weight/Volume: 50 mL
Date Analyzed:	06/08/2009 1530		Final Weight/Volume: 50 mL
Date Prepared:	06/01/2009 1411		

	% Rec.						
Analyte	MS	MSD	Limit	RPD	RPD Limit	MS Qual	MSD Qual
Sodium	104	107	75 - 125	1	20		

Calculations are performed before rounding to avoid round-off errors in calculated results.

Quality Control Results

Client: Hillsborough County

Job Number: 660-29473-1

Matrix Spike/
Matrix Spike Duplicate Recovery Report - Batch: 660-79862

Method: 6010B
Preparation: 3005A
Total Recoverable

MS Lab Sample ID:	660-29552-E-1-B MS	Analysis Batch: 660-80233	Instrument ID: TJA ICP TRACE
Client Matrix:	Water	Prep Batch: 660-79862	Lab File ID: 9F08A
Dilution:	1.0		Initial Weight/Volume: 50 mL
Date Analyzed:	06/08/2009 1522		Final Weight/Volume: 50 mL
Date Prepared:	06/01/2009 1411		

MSD Lab Sample ID:	660-29552-E-1-C MSD	Analysis Batch: 660-80233	Instrument ID: TJA ICP TRACE
Client Matrix:	Water	Prep Batch: 660-79862	Lab File ID: 9F08A
Dilution:	1.0		Initial Weight/Volume: 50 mL
Date Analyzed:	06/08/2009 1530		Final Weight/Volume: 50 mL
Date Prepared:	06/01/2009 1411		

	% Rec.						
Analyte	MS	MSD	Limit	RPD	RPD Limit	MS Qual	MSD Qual
Antimony	99	99	75 - 125	0	20		
Arsenic	103	102	75 - 125	0	20		
Barium	102	102	75 - 125	0	20		
Beryllium	104	103	75 - 125	1	20		
Cadmium	103	101	75 - 125	1	20		
Chromium	100	99	75 - 125	1	20		
Cobalt	98	97	75 - 125	1	20		
Copper	103	104	75 - 125	1	20		
Iron	99	97	75 - 125	0	20		
Lead	102	102	75 - 125	1	20		
Nickel	102	101	75 - 125	1	20		
Selenium	99	98	75 - 125	0	20		
Silver	102	101	75 - 125	0	20		
Thallium	102	102	75 - 125	0	20		
Vanadium	104	103	75 - 125	0	20		
Zinc	100	98	75 - 125	2	20		

Calculations are performed before rounding to avoid round-off errors in calculated results.

Quality Control Results

Client: Hillsborough County

Job Number: 660-29473-1

Method Blank - Batch: 660-79899

Method: 6010B
Preparation: 3005A
Total Recoverable

Lab Sample ID: MB 660-79899/1-A
Client Matrix: Water
Dilution: 1.0
Date Analyzed: 06/09/2009 0917
Date Prepared: 06/02/2009 0802

Analysis Batch: 660-80285
Prep Batch: 660-79899
Units: mg/L

Instrument ID: TJA ICP TRACE
Lab File ID: 9F09A
Initial Weight/Volume: 50 mL
Final Weight/Volume: 50 mL

Analyte	Result	Qual	MDL	PQL
Sodium	0.31	U	0.31	0.50

Method Blank - Batch: 660-79899

Method: 6010B
Preparation: 3005A
Total Recoverable

Lab Sample ID: MB 660-79899/1-A
Client Matrix: Water
Dilution: 1.0
Date Analyzed: 06/09/2009 0917
Date Prepared: 06/02/2009 0802

Analysis Batch: 660-80285
Prep Batch: 660-79899
Units: ug/L

Instrument ID: TJA ICP TRACE
Lab File ID: 9F09A
Initial Weight/Volume: 50 mL
Final Weight/Volume: 50 mL

Analyte	Result	Qual	MDL	PQL
Antimony	4.0	U	4.0	20
Arsenic	4.0	U	4.0	10
Barium	2.0	U	2.0	10
Beryllium	0.50	U	0.50	2.0
Cadmium	1.0	U	1.0	4.0
Chromium	2.0	U	2.0	10
Cobalt	2.0	U	2.0	10
Copper	2.9	U	2.9	10
Iron	50	U	50	200
Lead	2.0	U	2.0	10
Nickel	2.0	U	2.0	8.0
Selenium	5.0	U	5.0	20
Silver	1.0	U	1.0	4.0
Thallium	5.0	U	5.0	20
Vanadium	2.5	U	2.5	10
Zinc	5.0	U	5.0	20

Calculations are performed before rounding to avoid round-off errors in calculated results.

Quality Control Results

Client: Hillsborough County

Job Number: 660-29473-1

Lab Control Sample - Batch: 660-79899

Method: 6010B
Preparation: 3005A
Total Recoverable

Lab Sample ID: LCS 660-79899/2-A
Client Matrix: Water
Dilution: 1.0
Date Analyzed: 06/09/2009 0923
Date Prepared: 06/02/2009 0802

Analysis Batch: 660-80285
Prep Batch: 660-79899
Units: mg/L

Instrument ID: TJA ICP TRACE
Lab File ID: 9F09A
Initial Weight/Volume: 50 mL
Final Weight/Volume: 50 mL

Analyte	Spike Amount	Result	% Rec.	Limit	Qual
Sodium	10.0	10.2	102	75 - 125	

Lab Control Sample - Batch: 660-79899

Method: 6010B
Preparation: 3005A
Total Recoverable

Lab Sample ID: LCS 660-79899/2-A
Client Matrix: Water
Dilution: 1.0
Date Analyzed: 06/09/2009 0923
Date Prepared: 06/02/2009 0802

Analysis Batch: 660-80285
Prep Batch: 660-79899
Units: ug/L

Instrument ID: TJA ICP TRACE
Lab File ID: 9F09A
Initial Weight/Volume: 50 mL
Final Weight/Volume: 50 mL

Analyte	Spike Amount	Result	% Rec.	Limit	Qual
Antimony	1000	961	96	75 - 125	
Arsenic	1000	1000	100	75 - 125	
Barium	1000	1000	100	75 - 125	
Beryllium	1000	999	100	75 - 125	
Cadmium	1000	1020	102	75 - 125	
Chromium	990	970	98	75 - 125	
Cobalt	1000	962	96	75 - 125	
Copper	1000	1030	103	75 - 125	
Iron	1000	1010	101	75 - 125	
Lead	1000	1020	102	75 - 125	
Nickel	1000	1010	101	75 - 125	
Selenium	1000	970	97	75 - 125	
Silver	1000	1000	100	75 - 125	
Thallium	1000	1010	101	75 - 125	
Vanadium	1000	1010	101	75 - 125	
Zinc	1000	990	99	75 - 125	

Calculations are performed before rounding to avoid round-off errors in calculated results.

Quality Control Results

Client: Hillsborough County

Job Number: 660-29473-1

Matrix Spike/
Matrix Spike Duplicate Recovery Report - Batch: 660-79899

Method: 6010B
Preparation: 3005A
Total Recoverable

MS Lab Sample ID:	660-29597-AK-2-B MS	Analysis Batch: 660-80285	Instrument ID: TJA ICP TRACE
Client Matrix:	Water	Prep Batch: 660-79899	Lab File ID: 9F09A
Dilution:	1.0		Initial Weight/Volume: 50 mL
Date Analyzed:	06/09/2009 0941		Final Weight/Volume: 50 mL
Date Prepared:	06/02/2009 0802		

MSD Lab Sample ID:	660-29597-AK-2-C MSD	Analysis Batch: 660-80285	Instrument ID: TJA ICP TRACE
Client Matrix:	Water	Prep Batch: 660-79899	Lab File ID: 9F09A
Dilution:	1.0		Initial Weight/Volume: 50 mL
Date Analyzed:	06/09/2009 0947		Final Weight/Volume: 50 mL
Date Prepared:	06/02/2009 0802		

	% Rec.						
Analyte	MS	MSD	Limit	RPD	RPD Limit	MS Qual	MSD Qual
Sodium	106	104	75 - 125	1	20		

Calculations are performed before rounding to avoid round-off errors in calculated results.

Quality Control Results

Client: Hillsborough County

Job Number: 660-29473-1

Matrix Spike/
Matrix Spike Duplicate Recovery Report - Batch: 660-79899

Method: 6010B
Preparation: 3005A
Total Recoverable

MS Lab Sample ID:	660-29597-AK-2-B MS	Analysis Batch: 660-80285	Instrument ID: TJA ICP TRACE
Client Matrix:	Water	Prep Batch: 660-79899	Lab File ID: 9F09A
Dilution:	1.0		Initial Weight/Volume: 50 mL
Date Analyzed:	06/09/2009 0941		Final Weight/Volume: 50 mL
Date Prepared:	06/02/2009 0802		

MSD Lab Sample ID:	660-29597-AK-2-C MSD	Analysis Batch: 660-80285	Instrument ID: TJA ICP TRACE
Client Matrix:	Water	Prep Batch: 660-79899	Lab File ID: 9F09A
Dilution:	1.0		Initial Weight/Volume: 50 mL
Date Analyzed:	06/09/2009 0947		Final Weight/Volume: 50 mL
Date Prepared:	06/02/2009 0802		

	% Rec.						
Analyte	MS	MSD	Limit	RPD	RPD Limit	MS Qual	MSD Qual
Antimony	97	96	75 - 125	1	20		
Arsenic	100	100	75 - 125	0	20		
Barium	102	101	75 - 125	1	20		
Beryllium	99	99	75 - 125	1	20		
Cadmium	100	100	75 - 125	1	20		
Chromium	97	97	75 - 125	1	20		
Cobalt	95	95	75 - 125	0	20		
Copper	106	104	75 - 125	2	20		
Iron	100	101	75 - 125	1	20		
Lead	100	100	75 - 125	0	20		
Nickel	99	100	75 - 125	0	20		
Selenium	97	96	75 - 125	1	20		
Silver	101	100	75 - 125	0	20		
Thallium	100	100	75 - 125	0	20		
Vanadium	101	101	75 - 125	0	20		
Zinc	95	97	75 - 125	2	20		

Calculations are performed before rounding to avoid round-off errors in calculated results.

Quality Control Results

Client: Hillsborough County

Job Number: 660-29473-1

Method Blank - Batch: 660-79997

Method: 7470A
Preparation: 7470A

Lab Sample ID: MB 660-79997/1-A
Client Matrix: Water
Dilution: 1.0
Date Analyzed: 06/03/2009 1641
Date Prepared: 06/03/2009 1312

Analysis Batch: 660-80036
Prep Batch: 660-79997
Units: ug/L

Instrument ID: Hg Analyzer
Lab File ID: N/A
Initial Weight/Volume: 25 mL
Final Weight/Volume: 25 mL

Analyte	Result	Qual	MDL	PQL
Mercury	0.072	U	0.072	0.20

Lab Control Sample - Batch: 660-79997

Method: 7470A
Preparation: 7470A

Lab Sample ID: LCS 660-79997/2-A
Client Matrix: Water
Dilution: 1.0
Date Analyzed: 06/03/2009 1644
Date Prepared: 06/03/2009 1312

Analysis Batch: 660-80036
Prep Batch: 660-79997
Units: ug/L

Instrument ID: Hg Analyzer
Lab File ID: N/A
Initial Weight/Volume: 25 mL
Final Weight/Volume: 25 mL

Analyte	Spike Amount	Result	% Rec.	Limit	Qual
Mercury	1.00	0.989	99	80 - 120	

Matrix Spike/ Matrix Spike Duplicate Recovery Report - Batch: 660-79997

Method: 7470A
Preparation: 7470A

MS Lab Sample ID: 660-29473-1
Client Matrix: Water
Dilution: 1.0
Date Analyzed: 06/03/2009 1651
Date Prepared: 06/03/2009 1312

Analysis Batch: 660-80036
Prep Batch: 660-79997

Instrument ID: Hg Analyzer
Lab File ID: N/A
Initial Weight/Volume: 25 mL
Final Weight/Volume: 25 mL

MSD Lab Sample ID: 660-29473-1
Client Matrix: Water
Dilution: 1.0
Date Analyzed: 06/03/2009 1653
Date Prepared: 06/03/2009 1312

Analysis Batch: 660-80036
Prep Batch: 660-79997

Instrument ID: Hg Analyzer
Lab File ID: N/A
Initial Weight/Volume: 25 mL
Final Weight/Volume: 25 mL

Analyte	% Rec. MS	% Rec. MSD	Limit	RPD	RPD Limit	MS Qual	MSD Qual
Mercury	88	77	80 - 120	11	20		J3

Calculations are performed before rounding to avoid round-off errors in calculated results.

Quality Control Results

Client: Hillsborough County

Job Number: 660-29473-1

Method Blank - Batch: 660-79994

Method: 300.0
Preparation: N/A

Lab Sample ID: MB 660-79994/3
Client Matrix: Water
Dilution: 1.0
Date Analyzed: 06/02/2009 2201
Date Prepared: N/A

Analysis Batch: 660-79994
Prep Batch: N/A
Units: mg/L

Instrument ID: ICS 2000
Lab File ID: N/A
Initial Weight/Volume:
Final Weight/Volume: 5 mL

Analyte	Result	Qual	MDL	PQL
Chloride	0.20	U	0.20	0.50

Lab Control Sample - Batch: 660-79994

Method: 300.0
Preparation: N/A

Lab Sample ID: LCS 660-79994/4
Client Matrix: Water
Dilution: 1.0
Date Analyzed: 06/02/2009 2244
Date Prepared: N/A

Analysis Batch: 660-79994
Prep Batch: N/A
Units: mg/L

Instrument ID: ICS 2000
Lab File ID: N/A
Initial Weight/Volume:
Final Weight/Volume: 5 mL

Analyte	Spike Amount	Result	% Rec.	Limit	Qual
Chloride	10.0	10.4	104	90 - 110	

Matrix Spike/ Matrix Spike Duplicate Recovery Report - Batch: 660-79994

Method: 300.0
Preparation: N/A

MS Lab Sample ID: 660-29628-J-1 MS
Client Matrix: Water
Dilution: 2.0
Date Analyzed: 06/03/2009 0008
Date Prepared: N/A

Analysis Batch: 660-79994
Prep Batch: N/A

Instrument ID: ICS 2000
Lab File ID: N/A
Initial Weight/Volume:
Final Weight/Volume: 5 mL

MSD Lab Sample ID: 660-29628-J-1 MSD
Client Matrix: Water
Dilution: 2.0
Date Analyzed: 06/03/2009 0051
Date Prepared: N/A

Analysis Batch: 660-79994
Prep Batch: N/A

Instrument ID: ICS 2000
Lab File ID: N/A
Initial Weight/Volume:
Final Weight/Volume: 5 mL

Analyte	% Rec. MS	% Rec. MSD	Limit	RPD	RPD Limit	MS Qual	MSD Qual
Chloride	105	105	90 - 110	0	30		

Calculations are performed before rounding to avoid round-off errors in calculated results.

Quality Control Results

Client: Hillsborough County

Job Number: 660-29473-1

Method Blank - Batch: 660-79512

Method: 350.1
Preparation: N/A

Lab Sample ID: MB 660-79512/3
Client Matrix: Water
Dilution: 1.0
Date Analyzed: 05/22/2009 1359
Date Prepared: N/A

Analysis Batch: 660-79512
Prep Batch: N/A
Units: mg/L

Instrument ID: Autoanalyzer
Lab File ID: N/A
Initial Weight/Volume: 1.0 mL
Final Weight/Volume: 1.0 mL

Analyte	Result	Qual	MDL	PQL
Ammonia (as N)	0.010	U	0.010	0.020

Lab Control Sample - Batch: 660-79512

Method: 350.1
Preparation: N/A

Lab Sample ID: LCS 660-79512/4
Client Matrix: Water
Dilution: 1.0
Date Analyzed: 05/22/2009 1400
Date Prepared: N/A

Analysis Batch: 660-79512
Prep Batch: N/A
Units: mg/L

Instrument ID: Autoanalyzer
Lab File ID: N/A
Initial Weight/Volume: 1.0 mL
Final Weight/Volume: 10 mL

Analyte	Spike Amount	Result	% Rec.	Limit	Qual
Ammonia (as N)	0.500	0.493	99	90 - 110	

Matrix Spike/ Matrix Spike Duplicate Recovery Report - Batch: 660-79512

Method: 350.1
Preparation: N/A

MS Lab Sample ID: 660-29473-9
Client Matrix: Water
Dilution: 1.0
Date Analyzed: 05/22/2009 1429
Date Prepared: N/A

Analysis Batch: 660-79512
Prep Batch: N/A

Instrument ID: Autoanalyzer
Lab File ID: N/A
Initial Weight/Volume: 1.0 mL
Final Weight/Volume: 10 mL

MSD Lab Sample ID: 660-29473-9
Client Matrix: Water
Dilution: 1.0
Date Analyzed: 05/22/2009 1431
Date Prepared: N/A

Analysis Batch: 660-79512
Prep Batch: N/A

Instrument ID: Autoanalyzer
Lab File ID: N/A
Initial Weight/Volume: 1.0 mL
Final Weight/Volume: 10 mL

Analyte	% Rec. MS	% Rec. MSD	Limit	RPD	RPD Limit	MS Qual	MSD Qual
Ammonia (as N)	90	90	90 - 110	0	30		

Calculations are performed before rounding to avoid round-off errors in calculated results.

Quality Control Results

Client: Hillsborough County

Job Number: 660-29473-1

Method Blank - Batch: 660-79467

Method: 353.2
Preparation: N/A

Lab Sample ID: MB 660-79467/1
Client Matrix: Water
Dilution: 1.0
Date Analyzed: 05/21/2009 0838
Date Prepared: N/A

Analysis Batch: 660-79467
Prep Batch: N/A
Units: mg/L

Instrument ID: No Equipment Assigned
Lab File ID: N/A
Initial Weight/Volume: 50 mL
Final Weight/Volume: 50 mL

Analyte	Result	Qual	MDL	PQL
Nitrate Nitrite as N	0.10	U	0.10	0.50
Nitrite as N	0.10	U	0.10	0.50
Nitrate as N	0.10	U	0.10	0.50

Lab Control Sample - Batch: 660-79467

Method: 353.2
Preparation: N/A

Lab Sample ID: LCS 660-79467/2
Client Matrix: Water
Dilution: 1.0
Date Analyzed: 05/21/2009 0838
Date Prepared: N/A

Analysis Batch: 660-79467
Prep Batch: N/A
Units: mg/L

Instrument ID: No Equipment Assigned
Lab File ID: N/A
Initial Weight/Volume: 100 mL
Final Weight/Volume: 100 mL

Analyte	Spike Amount	Result	% Rec.	Limit	Qual
Nitrate Nitrite as N	1.00	1.06	106	90 - 110	
Nitrite as N	1.00	0.981	98	90 - 110	

Calculations are performed before rounding to avoid round-off errors in calculated results.

Quality Control Results

Client: Hillsborough County

Job Number: 660-29473-1

Matrix Spike/
Matrix Spike Duplicate Recovery Report - Batch: 660-79467

Method: 353.2
Preparation: N/A

MS Lab Sample ID:	660-29448-G-1 MS	Analysis Batch: 660-79467	Instrument ID: No Equipment Assigned
Client Matrix:	Water	Prep Batch: N/A	Lab File ID: N/A
Dilution:	1.0		Initial Weight/Volume: 50 mL
Date Analyzed:	05/21/2009 0838		Final Weight/Volume: 50 mL
Date Prepared:	N/A		

MSD Lab Sample ID:	660-29448-G-1 MSD	Analysis Batch: 660-79467	Instrument ID: No Equipment Assigned
Client Matrix:	Water	Prep Batch: N/A	Lab File ID: N/A
Dilution:	1.0		Initial Weight/Volume: 50 mL
Date Analyzed:	05/21/2009 0838		Final Weight/Volume: 50 mL
Date Prepared:	N/A		

	% Rec.						
Analyte	MS	MSD	Limit	RPD	RPD Limit	MS Qual	MSD Qual
Nitrate Nitrite as N	115	123	90 - 110	7	30	J3	J3
Nitrite as N	94	91	90 - 110	3	30		

Calculations are performed before rounding to avoid round-off errors in calculated results.

Quality Control Results

Client: Hillsborough County

Job Number: 660-29473-1

Method Blank - Batch: 640-57057

Method: SM 2540C
Preparation: N/A

Lab Sample ID: MB 640-57057/1
Client Matrix: Water
Dilution: 1.0
Date Analyzed: 05/27/2009 0948
Date Prepared: N/A

Analysis Batch: 640-57057
Prep Batch: N/A
Units: mg/L

Instrument ID: No Equipment Assigned
Lab File ID: N/A
Initial Weight/Volume: 200 mL
Final Weight/Volume: 200 mL

Analyte	Result	Qual	MDL	PQL
Total Dissolved Solids	5.0	U	5.0	5.0

Lab Control Sample/ Lab Control Sample Duplicate Recovery Report - Batch: 640-57057

Method: SM 2540C
Preparation: N/A

LCS Lab Sample ID: LCS 640-57057/2
Client Matrix: Water
Dilution: 1.0
Date Analyzed: 05/27/2009 0948
Date Prepared: N/A

Analysis Batch: 640-57057
Prep Batch: N/A
Units: mg/L

Instrument ID: No Equipment Assigned
Lab File ID: N/A
Initial Weight/Volume: 100 mL
Final Weight/Volume: 200 mL

LCSD Lab Sample ID: LCSD 640-57057/3
Client Matrix: Water
Dilution: 1.0
Date Analyzed: 05/27/2009 0948
Date Prepared: N/A

Analysis Batch: 640-57057
Prep Batch: N/A
Units: mg/L

Instrument ID: No Equipment Assigned
Lab File ID: N/A
Initial Weight/Volume: 100 mL
Final Weight/Volume: 200 mL

Analyte	% Rec. LCS	% Rec. LCSD	Limit	RPD	RPD Limit	LCS Qual	LCSD Qual
Total Dissolved Solids	97	98	80 - 120	1	25		

Calculations are performed before rounding to avoid round-off errors in calculated results.

Quality Control Results

Client: Hillsborough County

Job Number: 660-29473-1

Duplicate - Batch: 640-57057

Method: SM 2540C
Preparation: N/A

Lab Sample ID: 660-29450-B-2 DU
Client Matrix: Water
Dilution: 1.0
Date Analyzed: 05/27/2009 0948
Date Prepared: N/A

Analysis Batch: 640-57057
Prep Batch: N/A
Units: mg/L

Instrument ID: No Equipment Assigned
Lab File ID: N/A
Initial Weight/Volume: 100 mL
Final Weight/Volume: 200 mL

Analyte	Sample Result/Qual	Result	RPD	Limit	Qual
Total Dissolved Solids	920	912	1	25	

Calculations are performed before rounding to avoid round-off errors in calculated results.

TestAmerica

THE LEADER IN ENVIRONMENTAL TESTING

660-29473

HILLSBOROUGH COUNTY DEPT. OF SOLID WASTE COC SHEET
SOUTHEAST LANDFILL WELL MONITORING PROGRAM

PRECLEANED SAMPLE CONTAINERS:

		DATE	TIME
RELINQUISHED BY:	REP. OF CONTRACT LAB.	5-14-09	1020
ACCEPTED BY:	REP. OF SOLID WASTE DEPT.	5-18-09	11:00

LOCATION: TH-36-A SAMPLE MATRIX: WATER OTHER MATRIX: ____

PERSONAL ENGAGED IN SAMPLE COLLECTION ☐ A.Adger ☐ A.Balloon ☐ D.Pannell

WELL DIAMETER: 2.0 INCH:

			DATE	TIME
TOTAL DEPTH OF WELL:	38.70 Ft.	PURGE STARTED:	5-20-09	12:08
DEPTH TO WATER:	35.17 Ft.	PURGE RATE:	.10	GPM.
LENGTH OF WATER COL:	3.5 Ft.		DATE	TIME
VOLUME TO PURGE:	.5 Gal.	PURGE ENDED:	5-20-09	12:28
	1.5	ACT. VOL. PURGED:	2	GAL.

20 min

FIELD PARAMETERS:

BY	TIME	TEMP	COND	PH	DO	TURB
AB	12:18	25.03	221	5.75	3.60	43.1
AB	12:22	25.03	221	5.78	3.67	41.2
AB	12:28	25.03	221	5.78	3.69	39.7

SAMPLE CONTAINERS

QTY	CONTAINER DESCRIPTION	QTY	CONTAINER DESCRIPTION	PRESERVED
3	40 ml VIAL	3	40 ml VIAL	
	125 ml. PLASTIC		125 ml. PLASTIC	
	125 ml GLASS		125 ml GLASS	
	250 ml. PLASTIC	2	250 ml. PLASTIC	
	250 ml. GLASS		250 ml. GLASS	
2	500 ml. PLASTIC		500 ml. PLASTIC	
	500 ml. GLASS		500 ml. GLASS	
	LITER PLASTIC		LITER PLASTIC	
	LITER GLASS		LITER GLASS	
	BACTERIAL		BACTERIAL	

10 TOTAL No. OF SAMPLES COLLECTED:

COLLECTED	
DATE	TIME
5-20-09	12:28

ANALYSIS REQUESTED:

AMMONIA-NITROGEN CHLORIDE IRON MERCURY NITRATE-NITROGEN
SODIUM TDS PARAMETERS LISTED IN 40 CFR PART258, APPENDIX I

PRESERVED SAMPLES PH < 2.0 yes SAMPLE STORAGE: COOLER & ICE TO 4.0 c

			DATE	TIME
ABOVE LISTED SAMPLES:				
RELINQUISHED BY:		REP. OF SOLID WASTE DEPT.	5-20-09	3:30
ACCEPTED BY:	Amanda Massa	REP. OF CONTRACT LAB.	5-20-09	3:30

COMMENT`S: WO# 00018 4.2, 3.7°C CH07

TestAmerica

THE LEADER IN ENVIRONMENTAL TESTING

HILLSBOROUGH COUNTY DEPT. OF SOLID WASTE COC SHEET

SOUTHEAST LANDFILL WELL MONITORING PROGRAM

PRECLEANED SAMPLE CONTAINERS: | DATE | TIME

RELINQUISHED BY: [signature] REP. OF CONTRACT LAB. 5-14-09 1020

ACCEPTED BY: [signature] REP. OF SOLID WASTE DEPT. 5-18-09 11:00

LOCATION: TH-70A SAMPLE MATRIX: WATER OTHER MATRIX: ____

PERSONAL ENGAGED IN SAMPLE COLLECTION ☐ A.Adger ☐ A.Balloon ☑ D.Pannell

WELL DIAMETER: 2.0 INCH:

			DATE	TIME
TOTAL DEPTH OF WELL:	36.58 Ft.	PURGE STARTED:	5-20-09	10:35
DEPTH TO WATER:	29.30 Ft.	PURGE RATE:	.20	GPM.
LENGTH OF WATER COL:	7.28 Ft.		DATE	TIME
VOLUME TO PURGE:	1.1 Gal.	PURGE ENDED:	5-20-09	11:01
	3.3	ACT. VOL. PURGED:	6.8	GAL.

34 min

FIELD PARAMETERS:

BY	TIME	TEMP	COND	PH	DO	TURB
AS	10:51	23.63	343	6.41	0.14	20.2
AS	10:56	23.63	343	6.46	0.15	20.9
AS	11:01	23.63	343	6.46	0.14	19.9

SAMPLE CONTAINERS

QTY	CONTAINER DESCRIPTION	QTY	CONTAINER DESCRIPTION	PRESERVED
3	40 ml VIAL	3	40 ml VIAL	
	125 ml. PLASTIC		125 ml. PLASTIC	
	125 ml GLASS		125 ml GLASS	
	250 ml. PLASTIC	2	250 ml. PLASTIC	
	250 ml. GLASS		250 ml. GLASS	
2	500 ml. PLASTIC		500 ml. PLASTIC	
	500 ml. GLASS		500 ml. GLASS	
	LITER PLASTIC		LITER PLASTIC	
	LITER GLASS		LITER GLASS	
	BACTERIAL		BACTERIAL	

10 TOTAL No. OF SAMPLES COLLECTED:

COLLECTED DATE | TIME: 5-20-09 11:01

ANALYSIS REQUESTED:

AMMONIA-NITROGEN CHLORIDE IRON MERCURY NITRATE-NITROGEN
SODIUM TDS PARAMETERS LISTED IN 40 CFR PART258, APPENDIX I

PRESERVED SAMPLES PH < 2.0 YES SAMPLE STORAGE: COOLER & ICE TO 4.0 c

ABOVE LISTED SAMPLES: | DATE | TIME

RELINQUISHED BY: [signature] REP. OF SOLID WASTE DEPT. 5-20-09 3:30

ACCEPTED BY: [signature] REP. OF CONTRACT LAB. 5-20-09 3:30

COMMENT`S: WO#0018

TestAmerica
THE LEADER IN ENVIRONMENTAL TESTING

HILLSBOROUGH COUNTY DEPT. OF SOLID WASTE COC SHEET
SOUTHEAST LANDFILL WELL MONITORING PROGRAM
MONITORING WELLS DUPLICATE SAMPLE

PRECLEANED SAMPLE CONTAINERS: DATE | TIME

RELINQUISHED BY: [signature] REP. OF CONTRACT LAB. 5-14-09 1020

ACCEPTED BY: [signature] REP. OF SOLID WASTE DEPT. 5-18-09 11:00

LOCATION: **DUPLICATE** SAMPLE MATRIX: **WATER** OTHER MATRIX: ____

PERSONAL ENGAGED IN SAMPLE COLLECTION : ☐ A.Adger ☐ A.Balloon ☑ D.Pannell

FIELD PARAMETERS: N/A

SAMPLE CONTAINERS

QTY	CONTAINER DESCRIPTION	QTY	CONTAINER DESCRIPTION	PRESERVED
3	40 ml VIAL	3	40 ml VIAL	
	125 ml. PLASTIC		125 ml.. PLASTIC	
	125 ml GLASS		125 ml GLASS	
	250 ml. PLASTIC	2	250 ml. PLASTIC	
	250 ml. GLASS		250 ml. GLASS	
2	500 ml. PLASTIC		500 ml. PLASTIC	
	500 ml. GLASS		500 ml. GLASS	
	LITER PLASTIC		LITER PLASTIC	
	LITER GLASS		LITER GLASS	
	BACTERIAL		BACTERIAL	

10 **TOTAL No. OF SAMPLES COLLECTED:**

COLLECTED
DATE | TIME
5-20-09

ANALYSIS REQUESTED:

AMMONIA-NITROGEN CHLORIDE IRON MERCURY NITRATE-NITROGEN SODIUM TDS PARAMETERS LISTED IN 40 CFR PART258, APPENDIX I

PRESERVED SAMPLES PH < 2.0 YES SAMPLE STORAGE: COOLER & ICE TO 4.0 c

ABOVE LISTED SAMPLES: DATE | TIME
RELINQUISHED BY: [signature] REP. OF SOLID WASTE DEPT. 5-20-09 3:30
ACCEPTED BY: [signature] REP. OF CONTRACT LAB. 5-20-09 3:30

COMMENT`S: wo#00 18

TestAmerica

THE LEADER IN ENVIRONMENTAL TESTING

HILLSBOROUGH COUNTY DEPT. OF SOLID WASTE COC SHEET

SOUTHEAST LANDFILL WELL MONITORING PROGRAM

PRECLEANED SAMPLE CONTAINERS: DATE | TIME

RELINQUISHED BY: [signature] REP. OF CONTRACT LAB. 5-14-09 1020

ACCEPTED BY: [signature] REP. OF SOLID WASTE DEPT. 5-18-09 | 11:00

LOCATION: TH-65 SAMPLE MATRIX: WATER OTHER MATRIX: ____

PERSONAL ENGAGED IN SAMPLE COLLECTION ☑ A.Adger ☑ A.Balloon ☐ D.Pannell

WELL DIAMETER: 2.0 INCH:

			DATE	TIME
TOTAL DEPTH OF WELL:	23.00 Ft.	PURGE STARTED:	5-20-09	12:58
DEPTH TO WATER:	16.58 Ft.	PURGE RATE:	.125	GPM.
LENGTH OF WATER COL:	6.4 Ft.		DATE	TIME
VOLUME TO PURGE:	1.0 Gal.	PURGE ENDED:	5-20-09	1:12
	3.0	ACT. VOL. PURGED:	3.5	GAL.

14 min

FIELD PARAMETERS:

BY	TIME	TEMP	COND	PH	DO	TURB
AB	1:02	23.57	301	5.48	0.47	2.9
AB	1:07	23.57	300	5.41	0.43	2.1
AB	1:12	23.57	300	5.42	0.42	2.2

SAMPLE CONTAINERS

QTY	CONTAINER DESCRIPTION	QTY	CONTAINER DESCRIPTION	PRESERVED
3	40 ml VIAL	3	40 ml VIAL	
	125 ml. PLASTIC		125 ml. PLASTIC	
	125 ml GLASS		125 ml GLASS	
	250 ml. PLASTIC	2	250 ml. PLASTIC	
	250 ml. GLASS		250 ml. GLASS	
2	500 ml. PLASTIC		500 ml. PLASTIC	
	500 ml. GLASS		500 ml. GLASS	
	LITER PLASTIC		LITER PLASTIC	
	LITER GLASS		LITER GLASS	
	BACTERIAL		BACTERIAL	

10 TOTAL No. OF SAMPLES COLLECTED:

COLLECTED DATE | TIME: 5-20-09 | 1:12

ANALYSIS REQUESTED:

AMMONIA-NITROGEN CHLORIDE IRON MERCURY NITRATE-NITROGEN SODIUM TDS PARAMETERS LISTED IN 40 CFR PART258, APPENDIX I

PRESERVED SAMPLES PH < 2.0 YES SAMPLE STORAGE: COOLER & ICE TO 4.0 c

ABOVE LISTED SAMPLES: DATE | TIME

RELINQUISHED BY: [signature] REP. OF SOLID WASTE DEPT. 5-20-09 3:30

ACCEPTED BY: [signature] REP. OF CONTRACT LAB. 5-20-09 | 3:30

COMMENT`S: WO# 60,18

TestAmerica

THE LEADER IN ENVIRONMENTAL TESTING

HILLSBOROUGH COUNTY DEPT. OF SOLID WASTE COC SHEET

SOUTHEAST LANDFILL WELL MONITORING PROGRAM

PRECLEANED SAMPLE CONTAINERS: | DATE | TIME

RELINQUISHED BY: [signature] REP. OF CONTRACT LAB. 5-19-09 1020

ACCEPTED BY: [signature] REP. OF SOLID WASTE DEPT. 5-18-09 11:00

LOCATION: TH-69A SAMPLE MATRIX: WATER OTHER MATRIX: ____

PERSONAL ENGAGED IN SAMPLE COLLECTION ☒ A.Adger ☒ A.Balloon ☐ D.Pannell

WELL DIAMETER: 2.0 INCH:

TOTAL DEPTH OF WELL: 35.00 Ft.

DEPTH TO WATER: 27.63 Ft.

LENGTH OF WATER COL: 7.37 Ft.

VOLUME TO PURGE: 1.1 Gal.

3.3

	DATE	TIME
PURGE STARTED:	5-20-09	10:05
PURGE RATE:	.20 GPM.	
	DATE	TIME
PURGE ENDED:	5-20-09	10:27
ACT. VOL. PURGED:	4.4 GAL.	

22 min

FIELD PARAMETERS:

BY	TIME	TEMP	COND	PH	DO	TURB
AB	10:17	23.80	603	6.21	0.71	22.1
	10:22	23.80	603	6.22	0.70	22.6
AB AB	10:27	23.80	603	6.22	0.73	20.7

SAMPLE CONTAINERS

QTY	CONTAINER DESCRIPTION	QTY	CONTAINER DESCRIPTION	PRESERVED
3	40 ml VIAL	3	40 ml VIAL	
	125 ml. PLASTIC		125 ml. PLASTIC	
	125 ml GLASS		125 ml GLASS	
	250 ml. PLASTIC	2	250 ml. PLASTIC	
	250 ml. GLASS		250 ml. GLASS	
2	500 ml. PLASTIC		500 ml. PLASTIC	
	500 ml. GLASS		500 ml. GLASS	
	LITER PLASTIC		LITER PLASTIC	
	LITER GLASS		LITER GLASS	
	BACTERIAL		BACTERIAL	

10 TOTAL No. OF SAMPLES COLLECTED:

COLLECTED DATE | TIME: 5-20-09 | 10:27

ANALYSIS REQUESTED:

AMMONIA-NITROGEN CHLORIDE IRON MERCURY NITRATE-NITROGEN
SODIUM TDS PARAMETERS LISTED IN 40 CFR PART258, APPENDIX I

PRESERVED SAMPLES PH < 2.0 YES SAMPLE STORAGE: COOLER & ICE TO 4.0 c

ABOVE LISTED SAMPLES: | DATE | TIME

RELINQUISHED BY: [signature] REP. OF SOLID WASTE DEPT. 5-20-09 3:30

ACCEPTED BY: [signature] REP. OF CONTRACT LAB. 5-20-09 3:30

COMMENTS: WO# 00018

TestAmerica
THE LEADER IN ENVIRONMENTAL TESTING

HILLSBOROUGH COUNTY DEPT. OF SOLID WASTE COC SHEET
SOUTHEAST LANDFILL WELL MONITORING PROGRAM
MONITORING WELLS BLANK, EQUIPMENT

PRECLEANED SAMPLE CONTAINERS: _____ DATE | TIME

RELINQUISHED BY: _____ REP. OF CONTRACT LAB. 5-14-09 | 1020

ACCEPTED BY: _____ REP. OF SOLID WASTE DEPT. 5-18-09 | 11:00

LOCATION: BLANK, EQUIPMENT SAMPLE MATRIX: WATER OTHER MATRIX: ____

PERSONAL ENGAGED IN SAMPLE COLLECTION : ☒ A.Adger ☒ A.Balloon ☐ D.Pannell

FIELD PARAMETERS: N/A

SAMPLE CONTAINERS

QTY	CONTAINER DESCRIPTION	QTY	CONTAINER DESCRIPTION	PRESERVED
3	40 ml VIAL	3	40 ml VIAL	
	125 ml. PLASTIC		125 ml. PLASTIC	
	125 ml GLASS		125 ml GLASS	
	250 ml. PLASTIC	2	250 ml. PLASTIC	
	250 ml. GLASS		250 ml. GLASS	
2	500 ml. PLASTIC		500 ml. PLASTIC	
	500 ml. GLASS		500 ml. GLASS	
	LITER PLASTIC		LITER PLASTIC	
	LITER GLASS		LITER GLASS	
	BACTERIAL		BACTERIAL	

10 TOTAL No. OF SAMPLES COLLECTED:

COLLECTED
DATE | TIME
5-20-09 | 10:10

ANALYSIS REQUESTED:

AMMONIA-NITROGEN CHLORIDE IRON MERCURY NITRATE-NITROGEN
SODIUM TDS
PARAMETERS LISTED IN 40 CFR PART258, APPENDIX I

PRESERVED SAMPLES PH < 2.0 YES SAMPLE STORAGE: COOLER & ICE TO 4.0 c

ABOVE LISTED SAMPLES: DATE | TIME
RELINQUISHED BY: _____ REP. OF SOLID WASTE DEPT. 5-20-09 | 3:30
ACCEPTED BY: _____ REP. OF CONTRACT LAB. 5-20-09 | 3:30

COMMENT'S: WO# 0018

TestAmerica

THE LEADER IN ENVIRONMENTAL TESTING

HILLSBOROUGH COUNTY DEPT. OF SOLID WASTE COC SHEET

SOUTHEAST LANDFILL WELL MONITORING PROGRAM

PRECLEANED SAMPLE CONTAINERS: | DATE | TIME

RELINQUISHED BY: _____ REP. OF CONTRACT LAB. 5-14-09 1020

ACCEPTED BY: AB REP. OF SOLID WASTE DEPT. 5-18-09 11:00

LOCATION: TH-19 SAMPLE MATRIX: WATER OTHER MATRIX: ____

PERSONAL ENGAGED IN SAMPLE COLLECTION ~~A.Adger~~ ~~A.Balloon~~ D.Pannell

WELL DIAMETER: 2.0 INCH:

				DATE	TIME
TOTAL DEPTH OF WELL:	153.60 Ft.		PURGE STARTED:	5-20-09	11:40
DEPTH TO WATER:	122.39 Ft.		PURGE RATE:	1.0	GPM.
LENGTH OF WATER COL:	31.21 Ft.			DATE	TIME
VOLUME TO PURGE:	4.9 Gal.		PURGE ENDED:	5-20-09	12:04
	14.7		ACT. VOL. PURGED:	19	GAL.

19 mar

FIELD PARAMETERS:

BY	TIME	TEMP	COND	PH	DO	TURB	
AB	11:54	23.63	415	6.70	0.86	1.8	=
AB	11:59	23.63	416	6.71	0.85	1.5	
AB	12:04	23.63	416	6.74	0.86	1.3	

SAMPLE CONTAINERS

QTY	CONTAINER DESCRIPTION	QTY	CONTAINER DESCRIPTION	PRESERVED
3	40 ml VIAL	3	40 ml VIAL	
	125 ml. PLASTIC		125 ml. PLASTIC	
	125 ml GLASS		125 ml GLASS	
	250 ml. PLASTIC	2	250 ml. PLASTIC	
	250 ml. GLASS		250 ml. GLASS	
2	500 ml. PLASTIC		500 ml. PLASTIC	
	500 ml. GLASS		500 ml. GLASS	
	LITER PLASTIC		LITER PLASTIC	
	LITER GLASS		LITER GLASS	
	BACTERIAL		BACTERIAL	

10 TOTAL No. OF SAMPLES COLLECTED:

COLLECTED DATE | TIME: 5-20-09 12:04

ANALYSIS REQUESTED:

AMMONIA-NITROGEN CHLORIDE IRON MERCURY NITRATE-NITROGEN SODIUM TDS PARAMETERS LISTED IN 40 CFR PART258, APPENDIX I

PRESERVED SAMPLES PH < 2.0 YES SAMPLE STORAGE: COOLER & ICE TO 4.0 c

ABOVE LISTED SAMPLES: | DATE | TIME

RELINQUISHED BY: AB REP. OF SOLID WASTE DEPT. 5-20-09 3:30

ACCEPTED BY: Amanda Lamm REP. OF CONTRACT LAB. 5-20-09 3:30

COMMENT`S: wo#2018

TestAmerica
THE LEADER IN ENVIRONMENTAL TESTING

HILLSBOROUGH COUNTY DEPT. OF SOLID WASTE COC SHEET
SOUTHEAST LANDFILL WELL MONITORING PROGRAM

PRECLEANED SAMPLE CONTAINERS: | DATE | TIME

RELINQUISHED BY: _____ REP. OF CONTRACT LAB. 5-14-09 1020

ACCEPTED BY: _____ REP. OF SOLID WASTE DEPT. 5-18-09 11:00

LOCATION: TH-71A SAMPLE MATRIX: WATER OTHER MATRIX: ____

PERSONAL ENGAGED IN SAMPLE COLLECTION ☐ A.Adger ☐ A.Balloon ☐ D.Pannell

WELL DIAMETER: 2.0 INCH:

				DATE	TIME
TOTAL DEPTH OF WELL:	37.78 Ft.	PURGE STARTED:		5-20-09	11:03
DEPTH TO WATER:	29.18 Ft.	PURGE RATE:		.25	GPM.
LENGTH OF WATER COL:	8.6 Ft.			DATE	TIME
VOLUME TO PURGE:	1.3 Gal.	PURGE ENDED:		5-20-09	11:28
3.9		ACT. VOL. PURGED:		6.2	GAL.

25 min

FIELD PARAMETERS:

BY	TIME	TEMP	COND	PH	DO	TURB
AB	11:18	22.34	697	6.33	0.16	13.2
AB	11:23	22.35	695	6.37	0.14	12.7
AB	11:28	22.34	695	6.40	0.14	12.2

SAMPLE CONTAINERS

QTY	CONTAINER DESCRIPTION	QTY	CONTAINER DESCRIPTION	PRESERVED
3	40 ml VIAL	3	40 ml VIAL	
	125 ml. PLASTIC		125 ml. PLASTIC	
	125 ml GLASS		125 ml GLASS	
	250 ml. PLASTIC	2	250 ml. PLASTIC	
	250 ml. GLASS		250 ml. GLASS	
2	500 ml. PLASTIC		500 ml. PLASTIC	
	500 ml. GLASS		500 ml. GLASS	
	LITER PLASTIC		LITER PLASTIC	
	LITER GLASS		LITER GLASS	
	BACTERIAL		BACTERIAL	

10 TOTAL No. OF SAMPLES COLLECTED:

COLLECTED DATE | TIME: 5-20-09 | 11:28

ANALYSIS REQUESTED:

AMMONIA-NITROGEN CHLORIDE IRON MERCURY NITRATE-NITROGEN
SODIUM TDS PARAMETERS LISTED IN 40 CFR PART258, APPENDIX I

PRESERVED SAMPLES PH < 2.0 YES SAMPLE STORAGE: COOLER & ICE TO 4.0 c

ABOVE LISTED SAMPLES: | DATE | TIME

RELINQUISHED BY: _____ REP. OF SOLID WASTE DEPT. 5.20.09 3:30

ACCEPTED BY: Amanda Adams REP. OF CONTRACT LAB. 5-20-09 3:30

COMMENT`S: eo# 0018

TestAmerica

THE LEADER IN ENVIRONMENTAL TESTING

HILLSBOROUGH COUNTY DEPT. OF SOLID WASTE COC SHEET

SOUTHEAST LANDFILL WELL MONITORING PROGRAM

PRECLEANED SAMPLE CONTAINERS: | DATE | TIME

RELINQUISHED BY: _____ REP. OF CONTRACT LAB. 5-14-09 1020

ACCEPTED BY: _____ REP. OF SOLID WASTE DEPT. 5-18-09 11:00

LOCATION: TH-66 SAMPLE MATRIX: WATER OTHER MATRIX: ____

PERSONAL ENGAGED IN SAMPLE COLLECTION ☐ A.Adger ☒ A.Balloon ☒ D.Pannell

WELL DIAMETER: 2.0 INCH:

TOTAL DEPTH OF WELL: 21.30 Ft.

DEPTH TO WATER: 11.29 Ft.

LENGTH OF WATER COL: 10.01 Ft.

VOLUME TO PURGE: 1.6 Gal.

4.8

	DATE	TIME
PURGE STARTED:	5-20-09	1:42
PURGE RATE:	130	GPM.
PURGE ENDED:	5-20-09	2:08
ACT. VOL. PURGED:	7.8	GAL.

26. min

FIELD PARAMETERS:

BY	TIME	TEMP	COND	PH	DO	TURB
AB	1:58	23.65	225	5.98	1.15	7.2
AB	2:03	23.65	224	5.98	1.11	7.0
AB	2:08	23.62	222	5.98	1.09	6.9

SAMPLE CONTAINERS

QTY	CONTAINER DESCRIPTION	QTY	CONTAINER DESCRIPTION	PRESERVED
3	40 ml VIAL	3	40 ml VIAL	
	125 ml. PLASTIC		125 ml. PLASTIC	
	125 ml GLASS		125 ml GLASS	
	250 ml. PLASTIC	2	250 ml. PLASTIC	
	250 ml. GLASS		250 ml. GLASS	
2	500 ml. PLASTIC		500 ml. PLASTIC	
	500 ml. GLASS		500 ml. GLASS	
	LITER PLASTIC		LITER PLASTIC	
	LITER GLASS		LITER GLASS	
	BACTERIAL		BACTERIAL	

10 TOTAL No. OF SAMPLES COLLECTED:

COLLECTED
DATE | TIME
5-20-09 2:08

ANALYSIS REQUESTED:

AMMONIA-NITROGEN CHLORIDE IRON MERCURY NITRATE-NITROGEN
SODIUM TDS PARAMETERS LISTED IN 40 CFR PART258, APPENDIX I

PRESERVED SAMPLES PH < 2.0 YES SAMPLE STORAGE: COOLER & ICE TO 4.0 c

ABOVE LISTED SAMPLES: | DATE | TIME

RELINQUISHED BY: _____ REP. OF SOLID WASTE DEPT. 5-20-09 3:30

ACCEPTED BY: Amanda Hamm REP. OF CONTRACT LAB. 5-20-09 3:30

COMMENT`S: WO#00018

TestAmerica
THE LEADER IN ENVIRONMENTAL TESTING

HILLSBOROUGH COUNTY DEPT. OF SOLID WASTE COC SHEET

SOUTHEAST LANDFILL WELL MONITORING PROGRAM

BLANK, TRAVEL

PRECLEANED SAMPLE CONTAINERS: DATE | TIME

RELINQUISHED BY: [signature] REP. OF CONTRACT LAB. 5-14-09 1020

ACCEPTED BY: [signature] REP. OF SOLID WASTE DEPT. 5-18-09 11:00

LOCATION: **BLANK, TRAVEL** SAMPLE MATRIX: **WATER** OTHER MATRIX: _____

PERSONAL ENGAGED IN SAMPLE COLLECTION: ☐ ~~A.Adger~~ ☐ A.Balloon ☐ ~~D.Pannell~~

CONTAINER CODE:

NO. COL.	TYPE	PRESERVATIVE	CONTAINER TYPE	COLLECTED DATE | TIME
2	VOC	~~1:1 HCL~~ unpres.	2-40 ml. SEPTUM VIAL	5-20-09 | 10:05

2 **TOTAL No. OF SAMPLES COLLECTED:**

ANALYSIS REQUESTED:

EPA 8260

PRESERVED SAMPLES PH < 2.0 YES SAMPLE STORAGE: COOLER & ICE TO 4.0 c

ABOVE LISTED SAMPLES: DATE | TIME

RELINQUISHED BY: [signature] REP. OF SOLID WASTE DEPT. 5-20-09 3:30

ACCEPTED BY: [signature] REP. OF CONTRACT LAB. 5-20-09 3:30

COMMENT`S: WO#20018

TestAmerica
THE LEADER IN ENVIRONMENTAL TESTING

PRESERVATION CONFIRMATION FORM

Tampa, FL

JOB NUMBER: 29473 Logged in TALS By : Carol McNulty

Cooler Received on (date) 5/20/09 And Opened By (full name): Carol McNulty / Ed Campbell

1. Shipper (circle one) FEDEX UPS DHL (WALK-IN) COURIER OTHER: _____

2. Tracking # _____

3. Temperature of rep. sample or temp blank when opened: 4.2, 3.7 *Degrees Celsius*

4. Number of H2SO4 (sulfuric acid) preserved containers: 9

   All containers pH < 2 ? yes If not please comment below:

5. Number of HCL (hydrochloric acid) preserved containers: _____

   All containers pH < 2 ? _____ If not please comment below:

6. Number of HNO3 (nitric acid) preserved containers: 9

   All containers pH < 2 ? yes If not please comment below:

7. Number of NaOH (sodium hydroxide) preserved containers: _____

   All containers pH >12 ? _____ If not please comment below:

8. Number of Unpreserved containers: 18

   All containers pH between 6 and 8? yes If not please comment below:

9. Was chlorine present in any of the unpreserved containers? NO

   If yes, which samples? _____

TestAmerica
THE LEADER IN ENVIRONMENTAL TESTING

Login Sample Receipt Check List

Client: Hillsborough County

Job Number: 660-29473-1

Login Number: 29473
Creator: Harrison, Amanda
List Number: 1

List Source: TestAmerica Tampa

Question	T / F/ NA	Comment
Radioactivity either was not measured or, if measured, is at or below background	N/A	
The cooler's custody seal, if present, is intact.	N/A	
The cooler or samples do not appear to have been compromised or tampered with.	True	
Samples were received on ice.	True	4.2, 3.7 degrees C CU-07
Cooler Temperature is acceptable.	True	
Cooler Temperature is recorded.	True	
COC is present.	True	
COC is filled out in ink and legible.	True	
COC is filled out with all pertinent information.	True	
There are no discrepancies between the sample IDs on the containers and the COC.	True	
Samples are received within Holding Time.	True	
Sample containers have legible labels.	True	
Containers are not broken or leaking.	True	
Sample collection date/times are provided.	True	
Appropriate sample containers are used.	True	
Sample bottles are completely filled.	True	
There is sufficient vol. for all requested analyses, incl. any requested MS/MSDs	True	
VOA sample vials do not have headspace or bubble is <6mm (1/4") in diameter.	True	
If necessary, staff have been informed of any short hold time or quick TAT needs	True	
Multiphasic samples are not present.	True	
Samples do not require splitting or compositing.	True	

TestAmerica
THE LEADER IN ENVIRONMENTAL TESTING

Login Sample Receipt Check List

Client: Hillsborough County

Job Number: 660-29473-1

Login Number: 29473
Creator: Jones, Daniella
List Number: 1

List Source: TestAmerica Tallahassee
List Creation: 05/22/09 08:42 AM

Question	T / F/ NA	Comment
Radioactivity either was not measured or, if measured, is at or below background	N/A	
The cooler's custody seal, if present, is intact.	True	
The cooler or samples do not appear to have been compromised or tampered with.	True	
Samples were received on ice.	True	
Cooler Temperature is acceptable.	True	
Cooler Temperature is recorded.	True	
COC is present.	True	
COC is filled out in ink and legible.	True	
COC is filled out with all pertinent information.	True	
There are no discrepancies between the sample IDs on the containers and the COC.	True	
Samples are received within Holding Time.	True	
Sample containers have legible labels.	True	
Containers are not broken or leaking.	True	
Sample collection date/times are provided.	True	
Appropriate sample containers are used.	True	
Sample bottles are completely filled.	True	
There is sufficient vol. for all requested analyses, incl. any requested MS/MSDs	True	
VOA sample vials do not have headspace or bubble is <6mm (1/4") in diameter.	N/A	
If necessary, staff have been informed of any short hold time or quick TAT needs	True	
Multiphasic samples are not present.	True	
Samples do not require splitting or compositing.	True	

Facility Name: SOUTHEAST COUNTY SLF (PICNIC LF)

PARAMETER MONITORING REPORT
Rule 62-701
WACS Report Type: SEMGW
Description: Semiannual Gw: 62-701.510(8)(A) (2 Pages)

WACS Facility ID #: 41193
WACS Testsite ID #: 20329
WACS Testsite Name: TH-36-A
Water Classification: G-II
(i.e.: LC - Leachate, G-II, SW-IIIF)

* Well Purged prior to Sample Collection? (Y/N): Y

Sample Date/Time: 5/20/2009 12:28:00PM
Sampling Method: Unknown
Permitted Well Type: BG

(AS) Assessment
(BG) Background
(CO) Compliance
(DE) Detection
(DG) Downgradient
(IM) Intermediate
(IW) Irrigation Well
(OT) Other
(PZ) Piezometer
(SO) Source
(UP) Upgradient
(WS) Water Supply

STORET Code	Parameter Monitored	Field Filtered (Y/N)	NELAC Lab Certification # (DOHE)	Analysis Method	Analysis Date/Time	Analysis Result	Detection Limit	Units	Qual
034418	Chloromethane	N	E84282	8260B	5/21/2009 4:25:00PM	1	1	ug/L	U
077562	1,1,1,2-Tetrachloroethane	N	E84282	8260B	5/21/2009 4:25:00PM	0.63	0.63	ug/L	U
081595	2-Butanone	N	E84282	8260B	5/21/2009 4:25:00PM	8.4	8.4	ug/L	U
081596	4-Methyl-2-pentanone	N	E84282	8260B	5/21/2009 4:25:00PM	3.8	3.8	ug/L	U
081552	Acetone	N	E84282	8260B	5/21/2009 4:25:00PM	9.9	9.9	ug/L	U
034215	Acrylonitrile	N	E84282	8260B	5/21/2009 4:25:00PM	1.2	1.2	ug/L	U
078124	Benzene	N	E84282	8260B	5/21/2009 4:25:00PM	0.5	0.5	ug/L	U
073085	Bromochloromethane	N	E84282	8260B	5/21/2009 4:25:00PM	0.58	0.58	ug/L	U
032101	Bromodichloromethane	N	E84282	8260B	5/21/2009 4:25:00PM	0.35	0.35	ug/L	U
032104	Bromoform	N	E84282	8260B	5/21/2009 4:25:00PM	0.58	0.58	ug/L	U
077596	Dibromomethane	N	E84282	8260B	5/21/2009 4:25:00PM	0.41	0.41	ug/L	U
077041	Carbon disulfide	N	E84282	8260B	5/21/2009 4:25:00PM	0.85	0.85	ug/L	U
034536	1,2-Dichlorobenzene	N	E84282	8260B	5/21/2009 4:25:00PM	0.44	0.44	ug/L	U
001034	Chromium	N	E84282	6010B	6/8/2009 4:55:00PM	3.4	2	ug/L	I
034311	Chloroethane	N	E84282	8260B	5/21/2009 4:25:00PM	2.5	2.5	ug/L	U
001037	Cobalt	N	E84282	6010B	6/8/2009 4:55:00PM	2	2	ug/L	U
077093	cis-1,2-Dichloroethene	N	E84282	8260B	5/21/2009 4:25:00PM	0.65	0.65	ug/L	U
034704	cis-1,3-Dichloropropene	N	E84282	8260B	5/21/2009 4:25:00PM	0.14	0.14	ug/L	U
032105	Dibromochloromethane	N	E84282	8260B	5/21/2009 4:25:00PM	0.34	0.34	ug/L	U
034413	Bromomethane	N	E84282	8260B	5/21/2009 4:25:00PM	2.5	2.5	ug/L	U
034506	1,1,1-Trichloroethane	N	E84282	8260B	5/21/2009 4:25:00PM	0.46	0.46	ug/L	U
071900	Mercury	N	E84282	7470A	6/3/2009 4:49:00PM	0.15	0.072	ug/L	IJ
000406	Field pH	N	E84282	DEP-SOP	5/20/2009 12:28:00PM	5.78		SU	
000010	Field Temperature	N	E84282	DEP-SOP	5/20/2009 12:28:00PM	25.03		Degrees C	
000299	Oxygen, Dissolved	N	E84282	DEP-SOP	5/20/2009 12:28:00PM	3.69		mg/L	
000094	Specific Conductance	N	E84282	DEP-SOP	5/20/2009 12:28:00PM	221		umhos/cm	
082079	Turbidity	N	E84282	DEP-SOP	5/20/2009 12:28:00PM	39.7		NTU	
038437	1,2-Dibromo-3-Chloropropane	N	E81005	8011	5/25/2009 1:41:00AM	0.0026	0.0026	ug/L	JU
000940	Chloride	N	E84282	300	6/3/2009 2:58:00AM	11	0.2	mg/L	
034301	Chlorobenzene	N	E84282	8260B	5/21/2009 4:25:00PM	0.63	0.63	ug/L	U
034423	Methylene Chloride	N	E84282	8260B	5/21/2009 4:25:00PM	4	4	ug/L	U
032106	Trichloromethane	N	E84282	8260B	5/21/2009 4:25:00PM	0.9	0.9	ug/L	U
070300	Total Dissolved Solids	N	E81005	SM 2540C	5/27/2009 9:48:00AM	150	5	mg/L	
081551	Xylenes, Total	N	E84282	8260B	5/21/2009 4:25:00PM	0.5	0.5	ug/L	U
039175	Vinyl chloride	N	E84282	8260B	5/21/2009 4:25:00PM	0.5	0.5	ug/L	U
077057	Vinyl acetate	N	E84282	8260B	5/21/2009 4:25:00PM	1.5	1.5	ug/L	U
034488	Trichlorofluoromethane	N	E84282	8260B	5/21/2009 4:25:00PM	2.5	2.5	ug/L	U
039180	Trichloroethene	N	E84282	8260B	5/21/2009 4:25:00PM	0.5	0.5	ug/L	U
049263	trans-1,4-Dichloro-2-butene	N	E84282	8260B	5/21/2009 4:25:00PM	2.5	2.5	ug/L	U
034699	trans-1,3-Dichloropropene	N	E84282	8260B	5/21/2009 4:25:00PM	0.14	0.14	ug/L	U
034546	trans-1,2-Dichloroethene	N	E84282	8260B	5/21/2009 4:25:00PM	0.44	0.44	ug/L	U
034010	Toluene	N	E84282	8260B	5/21/2009 4:25:00PM	0.51	0.51	ug/L	U
077128	Styrene	N	E84282	8260B	5/21/2009 4:25:00PM	0.98	0.98	ug/L	U
032102	Carbon tetrachloride	N	E84282	8260B	5/21/2009 4:25:00PM	0.42	0.42	ug/L	U

* Well purging is the process of pumping the well prior to sampling in order to obtain a representative ground water sample.

WACS Facility ID #: 41193
WACS Testsite ID #: 20329
WACS Testsite Name: TH-36-A
Water Classification: G-II
(i.e.: LC - Leachate, G-II, SW-IIIF)

* Well Purged prior to Sample Collection? (Y/N): Y

Sample Date/Time: 5/20/2009 12:28:00PM
Sampling Method: Unknown
Permitted Well Type: BG

(AS) Assessment
(BG) Background
(CO) Compliance
(DE) Detection
(DG) Downgradient
(IM) Intermediate
(IW) Irrigation Well
(OT) Other
(PZ) Piezometer
(SO) Source
(UP) Upgradient
(WS) Water Supply

STORET Code	Parameter Monitored	Field Filtered (Y/N)	NELAC Lab Certification # (DOHE)	Analysis Method	Analysis Date/Time	Analysis Result	Detection Limit	Units	Qual
001059	Thallium	N	E84282	6010B	6/8/2009 4:55:00PM	5	5	ug/L	U
034531	1,2-Dichloroethane	N	E84282	8260B	5/21/2009 4:25:00PM	0.57	0.57	ug/L	U
034475	Tetrachloroethene	N	E84282	8260B	5/21/2009 4:25:00PM	0.5	0.5	ug/L	U
001042	Copper	N	E84282	6010B	6/8/2009 4:55:00PM	2.9	2.9	ug/L	U
001092	Zinc	N	E84282	6010B	6/8/2009 4:55:00PM	5	5	ug/L	U
001087	Vanadium	N	E84282	6010B	6/8/2009 4:55:00PM	17	2.5	ug/L	
034571	1,4-Dichlorobenzene	N	E84282	8260B	5/21/2009 4:25:00PM	0.52	0.52	ug/L	U
000929	Sodium	N	E84282	6010B	6/8/2009 4:55:00PM	7.4	0.31	mg/L	
001027	Cadmium	N	E84282	6010B	6/8/2009 4:55:00PM	1	1	ug/L	U
034371	Ethylbenzene	N	E84282	8260B	5/21/2009 4:25:00PM	0.44	0.44	ug/L	U
001147	Selenium	N	E84282	6010B	6/8/2009 4:55:00PM	5	5	ug/L	U
001067	Nickel	N	E84282	6010B	6/8/2009 4:55:00PM	2	2	ug/L	U
001077	Silver	N	E84282	6010B	6/8/2009 4:55:00PM	1	1	ug/L	U
001045	Iron	N	E84282	6010B	6/8/2009 4:55:00PM	51	50	ug/L	I
000610	Ammonia (as N)	N	E84282	350.1	5/22/2009 2:16:00PM	0.049	0.01	mg/L	
077424	Iodomethane	N	E84282	8260B	5/21/2009 4:25:00PM	2.5	2.5	ug/L	U
001007	Barium	N	E84282	6010B	6/8/2009 4:55:00PM	12	2	ug/L	
034541	1,2-Dichloropropane	N	E84282	8260B	5/21/2009 4:25:00PM	0.52	0.52	ug/L	U
000620	Nitrate as N	N	E84282	353.2	5/21/2009 2:39:00PM	0.1	0.1	mg/L	U
001002	Arsenic	N	E84282	6010B	6/8/2009 4:55:00PM	4	4	ug/L	U
001012	Beryllium	N	E84282	6010B	6/8/2009 4:55:00PM	0.5	0.5	ug/L	U
001051	Lead	N	E84282	6010B	6/8/2009 4:55:00PM	2	2	ug/L	U
077651	Ethylene Dibromide	N	E81005	8011	5/25/2009 1:41:00AM	0.0042	0.0042	ug/L	JU
034516	1,1,2,2-Tetrachloroethane	N	E84282	8260B	5/21/2009 4:25:00PM	0.15	0.15	ug/L	U
077443	1,2,3-Trichloropropane	N	E84282	8260B	5/21/2009 4:25:00PM	0.18	0.18	ug/L	U
034501	1,1-Dichloroethene	N	E84282	8260B	5/21/2009 4:25:00PM	0.45	0.45	ug/L	U
034496	1,1-Dichloroethane	N	E84282	8260B	5/21/2009 4:25:00PM	0.52	0.52	ug/L	U
034511	1,1,2-Trichloroethane	N	E84282	8260B	5/21/2009 4:25:00PM	0.47	0.47	ug/L	U
077103	2-Hexanone	N	E84282	8260B	5/21/2009 4:25:00PM	4.4	4.4	ug/L	U
001097	Antimony	N	E84282	6010B	6/8/2009 4:55:00PM	4	4	ug/L	U

Total Parameters Monitored: 74

* Well purging is the process of pumping the well prior to sampling in order to obtain a representative ground water sample.

Facility Name: SOUTHEAST COUNTY SLF (PICNIC LF)

PARAMETER MONITORING REPORT

Rule 62-701

WACS Report Type: SEMGW

Description: Semiannual Gw: 62-701.510(8)(A) (2 Pages)

WACS Facility ID #: 41193

WACS Testsite ID #:

WACS Testsite Name: Trip Blank

Water Classification:
(i.e.: LC - Leachate, G-II, SW-IIIF)

* Well Purged prior to Sample Collection? (Y/N):

Sample Date/Time: 5/20/2009 10:05:00AM

Sampling Method:

Permitted Well Type:

(AS) Assessment
(BG) Background
(CO) Compliance
(DE) Detection
(DG) Downgradient
(IM) Intermediate
(IW) Irrigation Well
(OT) Other
(PZ) Piezometer
(SO) Source
(UP) Upgradient
(WS) Water Supply

STORET Code	Parameter Monitored	Field Filtered (Y/N)	NELAC Lab Certification # (DOHE)	Analysis Method	Analysis Date/Time	Analysis Result	Detection Limit	Units	Qual
081595	2-Butanone	N	E84282	8260B	5/21/2009 3:41:00PM	8.4	8.4	ug/L	U
034571	1,4-Dichlorobenzene	N	E84282	8260B	5/21/2009 3:41:00PM	0.52	0.52	ug/L	U
034541	1,2-Dichloropropane	N	E84282	8260B	5/21/2009 3:41:00PM	0.52	0.52	ug/L	U
034475	Tetrachloroethene	N	E84282	8260B	5/21/2009 3:41:00PM	0.5	0.5	ug/L	U
034531	1,2-Dichloroethane	N	E84282	8260B	5/21/2009 3:41:00PM	0.57	0.57	ug/L	U
077443	1,2,3-Trichloropropane	N	E84282	8260B	5/21/2009 3:41:00PM	0.18	0.18	ug/L	U
077103	2-Hexanone	N	E84282	8260B	5/21/2009 3:41:00PM	4.4	4.4	ug/L	U
081552	Acetone	N	E84282	8260B	5/21/2009 3:41:00PM	9.9	9.9	ug/L	U
032106	Trichloromethane	N	E84282	8260B	5/21/2009 3:41:00PM	0.9	0.9	ug/L	U
077596	Dibromomethane	N	E84282	8260B	5/21/2009 3:41:00PM	0.41	0.41	ug/L	U
034536	1,2-Dichlorobenzene	N	E84282	8260B	5/21/2009 3:41:00PM	0.44	0.44	ug/L	U
034423	Methylene Chloride	N	E84282	8260B	5/21/2009 3:41:00PM	4	4	ug/L	U
034371	Ethylbenzene	N	E84282	8260B	5/21/2009 3:41:00PM	0.44	0.44	ug/L	U
077128	Styrene	N	E84282	8260B	5/21/2009 3:41:00PM	0.98	0.98	ug/L	U
034501	1,1-Dichloroethene	N	E84282	8260B	5/21/2009 3:41:00PM	0.45	0.45	ug/L	U
034215	Acrylonitrile	N	E84282	8260B	5/21/2009 3:41:00PM	1.2	1.2	ug/L	U
034506	1,1,1-Trichloroethane	N	E84282	8260B	5/21/2009 3:41:00PM	0.46	0.46	ug/L	U
081596	4-Methyl-2-pentanone	N	E84282	8260B	5/21/2009 3:41:00PM	3.8	3.8	ug/L	U
077424	Iodomethane	N	E84282	8260B	5/21/2009 3:41:00PM	2.5	2.5	ug/L	U
032105	Dibromochloromethane	N	E84282	8260B	5/21/2009 3:41:00PM	0.34	0.34	ug/L	U
034413	Bromomethane	N	E84282	8260B	5/21/2009 3:41:00PM	2.5	2.5	ug/L	U
034546	trans-1,2-Dichloroethene	N	E84282	8260B	5/21/2009 3:41:00PM	0.44	0.44	ug/L	U
034699	trans-1,3-Dichloropropene	N	E84282	8260B	5/21/2009 3:41:00PM	0.14	0.14	ug/L	U
032104	Bromoform	N	E84282	8260B	5/21/2009 3:41:00PM	0.58	0.58	ug/L	U
032102	Carbon tetrachloride	N	E84282	8260B	5/21/2009 3:41:00PM	0.42	0.42	ug/L	U
034488	Trichlorofluoromethane	N	E84282	8260B	5/21/2009 3:41:00PM	2.5	2.5	ug/L	U
034704	cis-1,3-Dichloropropene	N	E84282	8260B	5/21/2009 3:41:00PM	0.14	0.14	ug/L	U
077093	cis-1,2-Dichloroethene	N	E84282	8260B	5/21/2009 3:41:00PM	0.65	0.65	ug/L	U
034418	Chloromethane	N	E84282	8260B	5/21/2009 3:41:00PM	1	1	ug/L	U
034311	Chloroethane	N	E84282	8260B	5/21/2009 3:41:00PM	2.5	2.5	ug/L	U
034301	Chlorobenzene	N	E84282	8260B	5/21/2009 3:41:00PM	0.63	0.63	ug/L	U
077041	Carbon disulfide	N	E84282	8260B	5/21/2009 3:41:00PM	0.85	0.85	ug/L	U
034010	Toluene	N	E84282	8260B	5/21/2009 3:41:00PM	0.51	0.51	ug/L	U
034496	1,1-Dichloroethane	N	E84282	8260B	5/21/2009 3:41:00PM	0.52	0.52	ug/L	U
039180	Trichloroethene	N	E84282	8260B	5/21/2009 3:41:00PM	0.5	0.5	ug/L	U
032101	Bromodichloromethane	N	E84282	8260B	5/21/2009 3:41:00PM	0.35	0.35	ug/L	U
073085	Bromochloromethane	N	E84282	8260B	5/21/2009 3:41:00PM	0.58	0.58	ug/L	U
049263	trans-1,4-Dichloro-2-butene	N	E84282	8260B	5/21/2009 3:41:00PM	2.5	2.5	ug/L	U
078124	Benzene	N	E84282	8260B	5/21/2009 3:41:00PM	0.5	0.5	ug/L	U
034511	1,1,2-Trichloroethane	N	E84282	8260B	5/21/2009 3:41:00PM	0.47	0.47	ug/L	U
034516	1,1,2,2-Tetrachloroethane	N	E84282	8260B	5/21/2009 3:41:00PM	0.15	0.15	ug/L	U
077562	1,1,1,2-Tetrachloroethane	N	E84282	8260B	5/21/2009 3:41:00PM	0.63	0.63	ug/L	U
039175	Vinyl chloride	N	E84282	8260B	5/21/2009 3:41:00PM	0.5	0.5	ug/L	U
081551	Xylenes, Total	N	E84282	8260B	5/21/2009 3:41:00PM	0.5	0.5	ug/L	U

* Well purging is the process of pumping the well prior to sampling in order to obtain a representative ground water sample.

Form Produced by FDEP Validator software

WACS Facility ID #: 41193

WACS Testsite ID #:

WACS Testsite Name: Trip Blank

Water Classification:
(i.e.: LC - Leachate, G-II, SW-IIIF)

* Well Purged prior to Sample Collection? (Y/N):

Sample Date/Time: 5/20/2009 10:05:00AM

Sampling Method:

Permitted Well Type:

(AS) Assessment
(BG) Background
(CO) Compliance
(DE) Detection
(DG) Downgradient
(IM) Intermediate
(IW) Irrigation Well
(OT) Other
(PZ) Piezometer
(SO) Source
(UP) Upgradient
(WS) Water Supply

STORET Code	Parameter Monitored	Field Filtered (Y/N)	NELAC Lab Certification # (DOHE)	Analysis Method	Analysis Date/Time	Analysis Result	Detection Limit	Units	Qual
077057	Vinyl acetate	N	E84282	8260B	5/21/2009 3:41:00PM	1.5	1.5	ug/L	U

Total Parameters Monitored: 45

* Well purging is the process of pumping the well prior to sampling in order to obtain a representative ground water sample.

Facility Name: SOUTHEAST COUNTY SLF (PICNIC LF)

PARAMETER MONITORING REPORT

Rule 62-701

WACS Report Type: SEMGW

Description: Semiannual Gw: 62-701.510(8)(A) (2 Pages)

WACS Facility ID #: 41193

WACS Testsite ID #: 22959

WACS Testsite Name: TH-70A

Water Classification: G-II
(i.e.: LC - Leachate, G-II, SW-IIIF)

* Well Purged prior to Sample Collection? (Y/N): Y

Sample Date/Time: 5/20/2009 11:01:00AM

Sampling Method: Unknown

Permitted Well Type: DE

(AS) Assessment
(BG) Background
(CO) Compliance
(DE) Detection
(DG) Downgradient
(IM) Intermediate
(IW) Irrigation Well
(OT) Other
(PZ) Piezometer
(SO) Source
(UP) Upgradient
(WS) Water Supply

STORET Code	Parameter Monitored	Field Filtered (Y/N)	NELAC Lab Certification # (DOHE)	Analysis Method	Analysis Date/Time	Analysis Result	Detection Limit	Units	Qual
001051	Lead	N	E84282	6010B	6/8/2009 5:12:00PM	2	2	ug/L	U
000620	Nitrate as N	N	E84282	353.2	5/21/2009 2:39:00PM	0.1	0.1	mg/L	U
077424	Iodomethane	N	E84282	8260B	5/21/2009 4:47:00PM	2.5	2.5	ug/L	U
081596	4-Methyl-2-pentanone	N	E84282	8260B	5/21/2009 4:47:00PM	3.8	3.8	ug/L	JU
034311	Chloroethane	N	E84282	8260B	5/21/2009 4:47:00PM	2.5	2.5	ug/L	JU
071900	Mercury	N	E84282	7470A	6/3/2009 4:55:00PM	0.072	0.072	ug/L	U
081551	Xylenes, Total	N	E84282	8260B	5/21/2009 4:47:00PM	0.5	0.5	ug/L	U
001007	Barium	N	E84282	6010B	6/8/2009 5:12:00PM	10	2	ug/L	I
081595	2-Butanone	N	E84282	8260B	5/21/2009 4:47:00PM	8.4	8.4	ug/L	JU
001097	Antimony	N	E84282	6010B	6/8/2009 5:12:00PM	4	4	ug/L	U
034571	1,4-Dichlorobenzene	N	E84282	8260B	5/21/2009 4:47:00PM	0.52	0.52	ug/L	JU
000610	Ammonia (as N)	N	E84282	350.1	5/22/2009 2:18:00PM	0.73	0.01	mg/L	
077093	cis-1,2-Dichloroethene	N	E84282	8260B	5/21/2009 4:47:00PM	0.65	0.65	ug/L	JU
070300	Total Dissolved Solids	N	E81005	SM 2540C	5/27/2009 9:48:00AM	170	5	mg/L	
032105	Dibromochloromethane	N	E84282	8260B	5/21/2009 4:47:00PM	0.34	0.34	ug/L	JU
039175	Vinyl chloride	N	E84282	8260B	5/21/2009 4:47:00PM	0.5	0.5	ug/L	JU
077057	Vinyl acetate	N	E84282	8260B	5/21/2009 4:47:00PM	1.5	1.5	ug/L	U
001147	Selenium	N	E84282	6010B	6/8/2009 5:12:00PM	5	5	ug/L	U
001002	Arsenic	N	E84282	6010B	6/8/2009 5:12:00PM	6.4	4	ug/L	I
000406	Field pH	N	E84282	DEP-SOP	5/20/2009 11:01:00AM	6.46		SU	
077041	Carbon disulfide	N	E84282	8260B	5/21/2009 4:47:00PM	0.85	0.85	ug/L	U
032102	Carbon tetrachloride	N	E84282	8260B	5/21/2009 4:47:00PM	0.42	0.42	ug/L	U
034301	Chlorobenzene	N	E84282	8260B	5/21/2009 4:47:00PM	0.63	0.63	ug/L	JU
077128	Styrene	N	E84282	8260B	5/21/2009 4:47:00PM	0.98	0.98	ug/L	JU
034215	Acrylonitrile	N	E84282	8260B	5/21/2009 4:47:00PM	1.2	1.2	ug/L	U
001012	Beryllium	N	E84282	6010B	6/8/2009 5:12:00PM	0.5	0.5	ug/L	U
077103	2-Hexanone	N	E84282	8260B	5/21/2009 4:47:00PM	4.4	4.4	ug/L	U
077596	Dibromomethane	N	E84282	8260B	5/21/2009 4:47:00PM	0.41	0.41	ug/L	JU
034371	Ethylbenzene	N	E84282	8260B	5/21/2009 4:47:00PM	0.44	0.44	ug/L	JU
000010	Field Temperature	N	E84282	DEP-SOP	5/20/2009 11:01:00AM	23.63		Degrees C	
000299	Oxygen, Dissolved	N	E84282	DEP-SOP	5/20/2009 11:01:00AM	0.14		mg/L	
034501	1,1-Dichloroethene	N	E84282	8260B	5/21/2009 4:47:00PM	0.45	0.45	ug/L	U
077443	1,2,3-Trichloropropane	N	E84282	8260B	5/21/2009 4:47:00PM	0.18	0.18	ug/L	JU
034536	1,2-Dichlorobenzene	N	E84282	8260B	5/21/2009 4:47:00PM	0.44	0.44	ug/L	JU
034531	1,2-Dichloroethane	N	E84282	8260B	5/21/2009 4:47:00PM	0.57	0.57	ug/L	JU
034541	1,2-Dichloropropane	N	E84282	8260B	5/21/2009 4:47:00PM	0.52	0.52	ug/L	JU
034704	cis-1,3-Dichloropropene	N	E84282	8260B	5/21/2009 4:47:00PM	0.14	0.14	ug/L	JU
034506	1,1,1-Trichloroethane	N	E84282	8260B	5/21/2009 4:47:00PM	0.46	0.46	ug/L	JU
034423	Methylene Chloride	N	E84282	8260B	5/21/2009 4:47:00PM	4	4	ug/L	JU
034418	Chloromethane	N	E84282	8260B	5/21/2009 4:47:00PM	1	1	ug/L	JU
001042	Copper	N	E84282	6010B	6/8/2009 5:12:00PM	2.9	2.9	ug/L	U
082079	Turbidity	N	E84282	DEP-SOP	5/20/2009 11:01:00AM	19.9		NTU	
001037	Cobalt	N	E84282	6010B	6/8/2009 5:12:00PM	2	2	ug/L	U
034496	1,1-Dichloroethane	N	E84282	8260B	5/21/2009 4:47:00PM	0.52	0.52	ug/L	JU

* Well purging is the process of pumping the well prior to sampling in order to obtain a representative ground water sample.

Form Produced by FDEP Validator software

WACS Facility ID #: 41193
WACS Testsite ID #: 22959
WACS Testsite Name: TH-70A
Water Classification: G-II
(i.e.: LC - Leachate, G-II, SW-IIIF)

* Well Purged prior to Sample Collection? (Y/N): Y

Sample Date/Time: 5/20/2009 11:01:00AM
Sampling Method: Unknown
Permitted Well Type: DE

(AS) Assessment
(BG) Background
(CO) Compliance
(DE) Detection
(DG) Downgradient
(IM) Intermediate
(IW) Irrigation Well
(OT) Other
(PZ) Piezometer
(SO) Source
(UP) Upgradient
(WS) Water Supply

STORET Code	Parameter Monitored	Field Filtered (Y/N)	NELAC Lab Certification # (DOHE)	Analysis Method	Analysis Date/Time	Analysis Result	Detection Limit	Units	Qual
001059	Thallium	N	E84282	6010B	6/8/2009 5:12:00PM	5	5	ug/L	U
038437	1,2-Dibromo-3-Chloropropane	N	E81005	8011	5/25/2009 1:54:00AM	0.0025	0.0025	ug/L	JU
000929	Sodium	N	E84282	6010B	6/8/2009 5:12:00PM	6.3	0.31	mg/L	
077562	1,1,1,2-Tetrachloroethane	N	E84282	8260B	5/21/2009 4:47:00PM	0.63	0.63	ug/L	JU
081552	Acetone	N	E84282	8260B	5/21/2009 4:47:00PM	9.9	9.9	ug/L	JU
078124	Benzene	N	E84282	8260B	5/21/2009 4:47:00PM	0.5	0.5	ug/L	JU
073085	Bromochloromethane	N	E84282	8260B	5/21/2009 4:47:00PM	0.58	0.58	ug/L	JU
077651	Ethylene Dibromide	N	E81005	8011	5/25/2009 1:54:00AM	0.0041	0.0041	ug/L	JU
032101	Bromodichloromethane	N	E84282	8260B	5/21/2009 4:47:00PM	0.35	0.35	ug/L	JU
032104	Bromoform	N	E84282	8260B	5/21/2009 4:47:00PM	0.58	0.58	ug/L	JU
034511	1,1,2-Trichloroethane	N	E84282	8260B	5/21/2009 4:47:00PM	0.47	0.47	ug/L	JU
032106	Trichloromethane	N	E84282	8260B	5/21/2009 4:47:00PM	0.9	0.9	ug/L	JU
001092	Zinc	N	E84282	6010B	6/8/2009 5:12:00PM	5.6	5	ug/L	I
000940	Chloride	N	E84282	300	6/3/2009 3:40:00AM	16	0.2	mg/L	
001045	Iron	N	E84282	6010B	6/8/2009 5:12:00PM	13000	50	ug/L	
034546	trans-1,2-Dichloroethene	N	E84282	8260B	5/21/2009 4:47:00PM	0.44	0.44	ug/L	JU
034699	trans-1,3-Dichloropropene	N	E84282	8260B	5/21/2009 4:47:00PM	0.14	0.14	ug/L	JU
049263	trans-1,4-Dichloro-2-butene	N	E84282	8260B	5/21/2009 4:47:00PM	2.5	2.5	ug/L	U
001087	Vanadium	N	E84282	6010B	6/8/2009 5:12:00PM	2.5	2.5	ug/L	U
034488	Trichlorofluoromethane	N	E84282	8260B	5/21/2009 4:47:00PM	2.5	2.5	ug/L	JU
034413	Bromomethane	N	E84282	8260B	5/21/2009 4:47:00PM	2.5	2.5	ug/L	U
001034	Chromium	N	E84282	6010B	6/8/2009 5:12:00PM	3.1	2	ug/L	I
034010	Toluene	N	E84282	8260B	5/21/2009 4:47:00PM	0.51	0.51	ug/L	JU
000094	Specific Conductance	N	E84282	DEP-SOP	5/20/2009 11:01:00AM	343		umhos/cm	
001027	Cadmium	N	E84282	6010B	6/8/2009 5:12:00PM	1	1	ug/L	U
034516	1,1,2,2-Tetrachloroethane	N	E84282	8260B	5/21/2009 4:47:00PM	0.15	0.15	ug/L	JU
001067	Nickel	N	E84282	6010B	6/8/2009 5:12:00PM	2	2	ug/L	U
001077	Silver	N	E84282	6010B	6/8/2009 5:12:00PM	1	1	ug/L	U
039180	Trichloroethene	N	E84282	8260B	5/21/2009 4:47:00PM	0.5	0.5	ug/L	JU
034475	Tetrachloroethene	N	E84282	8260B	5/21/2009 4:47:00PM	0.5	0.5	ug/L	U

Total Parameters Monitored: 74

* Well purging is the process of pumping the well prior to sampling in order to obtain a representative ground water sample.

Facility Name: SOUTHEAST COUNTY SLF (PICNIC LF)

PARAMETER MONITORING REPORT

Rule 62-701

WACS Report Type: SEMGW

Description: Semiannual Gw: 62-701.510(8)(A) (2 Pages)

WACS Facility ID #: 41193

WACS Testsite ID #: 0

WACS Testsite Name: Duplicate

Water Classification: G-II
(i.e.: LC - Leachate, G-II, SW-IIIF)

* Well Purged prior to Sample Collection? (Y/N): Y

Sample Date/Time: 5/20/2009 12:00:00AM

Sampling Method: Unknown

Permitted Well Type: OT

(AS) Assessment
(BG) Background
(CO) Compliance
(DE) Detection
(DG) Downgradient
(IM) Intermediate
(IW) Irrigation Well
(OT) Other
(PZ) Piezometer
(SO) Source
(UP) Upgradient
(WS) Water Supply

STORET Code	Parameter Monitored	Field Filtered (Y/N)	NELAC Lab Certification # (DOHE)	Analysis Method	Analysis Date/Time	Analysis Result	Detection Limit	Units	Qual
077057	Vinyl acetate	N	E84282	8260B	5/21/2009 6:21:00PM	1.5	1.5	ug/L	U
032101	Bromodichloromethane	N	E84282	8260B	5/21/2009 6:21:00PM	0.35	0.35	ug/L	U
034704	cis-1,3-Dichloropropene	N	E84282	8260B	5/21/2009 6:21:00PM	0.14	0.14	ug/L	U
034413	Bromomethane	N	E84282	8260B	5/21/2009 6:21:00PM	2.5	2.5	ug/L	U
034496	1,1-Dichloroethane	N	E84282	8260B	5/21/2009 6:21:00PM	0.52	0.52	ug/L	U
032102	Carbon tetrachloride	N	E84282	8260B	5/21/2009 6:21:00PM	0.42	0.42	ug/L	U
034301	Chlorobenzene	N	E84282	8260B	5/21/2009 6:21:00PM	0.63	0.63	ug/L	U
034546	trans-1,2-Dichloroethene	N	E84282	8260B	5/21/2009 6:21:00PM	0.44	0.44	ug/L	U
034699	trans-1,3-Dichloropropene	N	E84282	8260B	5/21/2009 6:21:00PM	0.14	0.14	ug/L	U
049263	trans-1,4-Dichloro-2-butene	N	E84282	8260B	5/21/2009 6:21:00PM	2.5	2.5	ug/L	U
039180	Trichloroethene	N	E84282	8260B	5/21/2009 6:21:00PM	0.5	0.5	ug/L	U
000620	Nitrate as N	N	E84282	353.2	5/21/2009 2:39:00PM	0.1	0.1	mg/L	U
032106	Trichloromethane	N	E84282	8260B	5/21/2009 6:21:00PM	0.9	0.9	ug/L	U
034215	Acrylonitrile	N	E84282	8260B	5/21/2009 6:21:00PM	1.2	1.2	ug/L	U
039175	Vinyl chloride	N	E84282	8260B	5/21/2009 6:21:00PM	0.5	0.5	ug/L	U
070300	Total Dissolved Solids	N	E81005	SM 2540C	5/27/2009 9:48:00AM	190	5	mg/L	
032104	Bromoform	N	E84282	8260B	5/21/2009 6:21:00PM	0.58	0.58	ug/L	U
032105	Dibromochloromethane	N	E84282	8260B	5/21/2009 6:21:00PM	0.34	0.34	ug/L	U
001027	Cadmium	N	E84282	6010B	6/8/2009 5:18:00PM	1	1	ug/L	U
001012	Beryllium	N	E84282	6010B	6/8/2009 5:18:00PM	0.5	0.5	ug/L	U
001007	Barium	N	E84282	6010B	6/8/2009 5:18:00PM	2	2	ug/L	U
001002	Arsenic	N	E84282	6010B	6/8/2009 5:18:00PM	4.5	4	ug/L	I
001097	Antimony	N	E84282	6010B	6/8/2009 5:18:00PM	4	4	ug/L	U
034488	Trichlorofluoromethane	N	E84282	8260B	5/21/2009 6:21:00PM	2.5	2.5	ug/L	U
034418	Chloromethane	N	E84282	8260B	5/21/2009 6:21:00PM	1	1	ug/L	U
034371	Ethylbenzene	N	E84282	8260B	5/21/2009 6:21:00PM	0.44	0.44	ug/L	U
001077	Silver	N	E84282	6010B	6/8/2009 5:18:00PM	1	1	ug/L	U
001042	Copper	N	E84282	6010B	6/8/2009 5:18:00PM	2.9	2.9	ug/L	U
001045	Iron	N	E84282	6010B	6/8/2009 5:18:00PM	4000	50	ug/L	
001051	Lead	N	E84282	6010B	6/8/2009 5:18:00PM	2	2	ug/L	U
001067	Nickel	N	E84282	6010B	6/8/2009 5:18:00PM	2	2	ug/L	U
001147	Selenium	N	E84282	6010B	6/8/2009 5:18:00PM	5	5	ug/L	U
000929	Sodium	N	E84282	6010B	6/8/2009 5:18:00PM	15	0.31	mg/L	
001059	Thallium	N	E84282	6010B	6/8/2009 5:18:00PM	5	5	ug/L	U
073085	Bromochloromethane	N	E84282	8260B	5/21/2009 6:21:00PM	0.58	0.58	ug/L	U
071900	Mercury	N	E84282	7470A	6/3/2009 4:57:00PM	0.072	0.072	ug/L	U
078124	Benzene	N	E84282	8260B	5/21/2009 6:21:00PM	0.5	0.5	ug/L	U
001037	Cobalt	N	E84282	6010B	6/8/2009 5:18:00PM	2	2	ug/L	U
001092	Zinc	N	E84282	6010B	6/8/2009 5:18:00PM	5	5	ug/L	U
034506	1,1,1-Trichloroethane	N	E84282	8260B	5/21/2009 6:21:00PM	0.46	0.46	ug/L	U
038437	1,2-Dibromo-3-Chloropropane	N	E81005	8011	5/26/2009 6:12:00PM	0.0026	0.0026	ug/L	JU
077651	Ethylene Dibromide	N	E81005	8011	5/26/2009 6:12:00PM	0.0042	0.0042	ug/L	JU
077562	1,1,1,2-Tetrachloroethane	N	E84282	8260B	5/21/2009 6:21:00PM	0.63	0.63	ug/L	U
077103	2-Hexanone	N	E84282	8260B	5/21/2009 6:21:00PM	4.4	4.4	ug/L	U

* Well purging is the process of pumping the well prior to sampling in order to obtain a representative ground water sample.

Form Produced by FDEP Validator software

WACS Facility ID #: 41193

WACS Testsite ID #: 0

WACS Testsite Name: Duplicate

Water Classification: G-II
(i.e.: LC - Leachate, G-II, SW-IIIF)

* Well Purged prior to Sample Collection? (Y/N): Y

Sample Date/Time: 5/20/2009 12:00:00AM

Sampling Method: Unknown

Permitted Well Type: OT

(AS) Assessment
(BG) Background
(CO) Compliance
(DE) Detection
(DG) Downgradient
(IM) Intermediate
(IW) Irrigation Well
(OT) Other
(PZ) Piezometer
(SO) Source
(UP) Upgradient
(WS) Water Supply

STORET Code	Parameter Monitored	Field Filtered (Y/N)	NELAC Lab Certification # (DOHE)	Analysis Method	Analysis Date/Time	Analysis Result	Detection Limit	Units	Qual
081596	4-Methyl-2-pentanone	N	E84282	8260B	5/21/2009 6:21:00PM	3.8	3.8	ug/L	U
081552	Acetone	N	E84282	8260B	5/21/2009 6:21:00PM	9.9	9.9	ug/L	U
000940	Chloride	N	E84282	300	6/3/2009 4:23:00AM	13	0.2	mg/L	
001087	Vanadium	N	E84282	6010B	6/8/2009 5:18:00PM	2.8	2.5	ug/L	I
034501	1,1-Dichloroethene	N	E84282	8260B	5/21/2009 6:21:00PM	0.45	0.45	ug/L	U
000610	Ammonia (as N)	N	E84282	350.1	5/22/2009 2:19:00PM	2	0.01	mg/L	
077041	Carbon disulfide	N	E84282	8260B	5/21/2009 6:21:00PM	0.85	0.85	ug/L	U
001034	Chromium	N	E84282	6010B	6/8/2009 5:18:00PM	3.1	2	ug/L	I
077443	1,2,3-Trichloropropane	N	E84282	8260B	5/21/2009 6:21:00PM	0.18	0.18	ug/L	U
034536	1,2-Dichlorobenzene	N	E84282	8260B	5/21/2009 6:21:00PM	0.44	0.44	ug/L	U
034531	1,2-Dichloroethane	N	E84282	8260B	5/21/2009 6:21:00PM	0.57	0.57	ug/L	U
034541	1,2-Dichloropropane	N	E84282	8260B	5/21/2009 6:21:00PM	0.52	0.52	ug/L	U
034571	1,4-Dichlorobenzene	N	E84282	8260B	5/21/2009 6:21:00PM	0.52	0.52	ug/L	U
081595	2-Butanone	N	E84282	8260B	5/21/2009 6:21:00PM	8.4	8.4	ug/L	U
034311	Chloroethane	N	E84282	8260B	5/21/2009 6:21:00PM	2.5	2.5	ug/L	U
077128	Styrene	N	E84282	8260B	5/21/2009 6:21:00PM	0.98	0.98	ug/L	U
081551	Xylenes, Total	N	E84282	8260B	5/21/2009 6:21:00PM	0.5	0.5	ug/L	U
034010	Toluene	N	E84282	8260B	5/21/2009 6:21:00PM	0.51	0.51	ug/L	U
034475	Tetrachloroethene	N	E84282	8260B	5/21/2009 6:21:00PM	0.5	0.5	ug/L	U
034423	Methylene Chloride	N	E84282	8260B	5/21/2009 6:21:00PM	4	4	ug/L	U
077424	Iodomethane	N	E84282	8260B	5/21/2009 6:21:00PM	2.5	2.5	ug/L	U
034516	1,1,2,2-Tetrachloroethane	N	E84282	8260B	5/21/2009 6:21:00PM	0.15	0.15	ug/L	U
077596	Dibromomethane	N	E84282	8260B	5/21/2009 6:21:00PM	0.41	0.41	ug/L	U
034511	1,1,2-Trichloroethane	N	E84282	8260B	5/21/2009 6:21:00PM	0.47	0.47	ug/L	U
077093	cis-1,2-Dichloroethene	N	E84282	8260B	5/21/2009 6:21:00PM	0.65	0.65	ug/L	U

Total Parameters Monitored: 69

* Well purging is the process of pumping the well prior to sampling in order to obtain a representative ground water sample.

Form Produced by FDEP Validator software

Facility Name: SOUTHEAST COUNTY SLF (PICNIC LF)

PARAMETER MONITORING REPORT
Rule 62-701
WACS Report Type: SEMGW
Description: Semiannual Gw: 62-701.510(8)(A) (2 Pages)

WACS Facility ID #: 41193
WACS Testsite ID #: 20530
WACS Testsite Name: TH-65
Water Classification: G-II
(i.e.: LC - Leachate, G-II, SW-IIIF)

* Well Purged prior to Sample Collection? (Y/N): Y

Sample Date/Time: 5/20/2009 1:12:00PM
Sampling Method: Unknown
Permitted Well Type: DE

(AS) Assessment
(BG) Background
(CO) Compliance
(DE) Detection
(DG) Downgradient
(IM) Intermediate
(IW) Irrigation Well
(OT) Other
(PZ) Piezometer
(SO) Source
(UP) Upgradient
(WS) Water Supply

STORET Code	Parameter Monitored	Field Filtered (Y/N)	NELAC Lab Certification # (DOHE)	Analysis Method	Analysis Date/Time	Analysis Result	Detection Limit	Units	Qual
081596	4-Methyl-2-pentanone	N	E84282	8260B	5/21/2009 6:43:00PM	3.8	3.8	ug/L	U
000929	Sodium	N	E84282	6010B	6/8/2009 5:23:00PM	15	0.31	mg/L	
032105	Dibromochloromethane	N	E84282	8260B	5/21/2009 6:43:00PM	0.34	0.34	ug/L	U
032101	Bromodichloromethane	N	E84282	8260B	5/21/2009 6:43:00PM	0.35	0.35	ug/L	U
082079	Turbidity	N	E84282	DEP-SOP	5/20/2009 1:12:00PM	2.2		NTU	
038437	1,2-Dibromo-3-Chloropropane	N	E81005	8011	5/25/2009 2:22:00AM	0.0026	0.0026	ug/L	JU
001051	Lead	N	E84282	6010B	6/8/2009 5:23:00PM	2	2	ug/L	U
077103	2-Hexanone	N	E84282	8260B	5/21/2009 6:43:00PM	4.4	4.4	ug/L	U
001045	Iron	N	E84282	6010B	6/8/2009 5:23:00PM	4000	50	ug/L	
001042	Copper	N	E84282	6010B	6/8/2009 5:23:00PM	2.9	2.9	ug/L	U
001037	Cobalt	N	E84282	6010B	6/8/2009 5:23:00PM	2	2	ug/L	I
034541	1,2-Dichloropropane	N	E84282	8260B	5/21/2009 6:43:00PM	0.52	0.52	ug/L	U
001027	Cadmium	N	E84282	6010B	6/8/2009 5:23:00PM	1	1	ug/L	U
077562	1,1,1,2-Tetrachloroethane	N	E84282	8260B	5/21/2009 6:43:00PM	0.63	0.63	ug/L	U
081552	Acetone	N	E84282	8260B	5/21/2009 6:43:00PM	9.9	9.9	ug/L	U
034418	Chloromethane	N	E84282	8260B	5/21/2009 6:43:00PM	1	1	ug/L	U
001034	Chromium	N	E84282	6010B	6/8/2009 5:23:00PM	3.6	2	ug/L	I
034301	Chlorobenzene	N	E84282	8260B	5/21/2009 6:43:00PM	0.63	0.63	ug/L	U
077596	Dibromomethane	N	E84282	8260B	5/21/2009 6:43:00PM	0.41	0.41	ug/L	U
000010	Field Temperature	N	E84282	DEP-SOP	5/20/2009 1:12:00PM	23.57		Degrees C	
001002	Arsenic	N	E84282	6010B	6/8/2009 5:23:00PM	5.4	4	ug/L	I
034516	1,1,2,2-Tetrachloroethane	N	E84282	8260B	5/21/2009 6:43:00PM	0.15	0.15	ug/L	U
077093	cis-1,2-Dichloroethene	N	E84282	8260B	5/21/2009 6:43:00PM	0.65	0.65	ug/L	U
081595	2-Butanone	N	E84282	8260B	5/21/2009 6:43:00PM	8.4	8.4	ug/L	U
034704	cis-1,3-Dichloropropene	N	E84282	8260B	5/21/2009 6:43:00PM	0.14	0.14	ug/L	U
001007	Barium	N	E84282	6010B	6/8/2009 5:23:00PM	2	2	ug/L	U
034311	Chloroethane	N	E84282	8260B	5/21/2009 6:43:00PM	2.5	2.5	ug/L	U
034215	Acrylonitrile	N	E84282	8260B	5/21/2009 6:43:00PM	1.2	1.2	ug/L	U
034371	Ethylbenzene	N	E84282	8260B	5/21/2009 6:43:00PM	0.44	0.44	ug/L	U
032102	Carbon tetrachloride	N	E84282	8260B	5/21/2009 6:43:00PM	0.42	0.42	ug/L	U
077041	Carbon disulfide	N	E84282	8260B	5/21/2009 6:43:00PM	0.85	0.85	ug/L	U
034413	Bromomethane	N	E84282	8260B	5/21/2009 6:43:00PM	2.5	2.5	ug/L	U
032104	Bromoform	N	E84282	8260B	5/21/2009 6:43:00PM	0.58	0.58	ug/L	U
073085	Bromochloromethane	N	E84282	8260B	5/21/2009 6:43:00PM	0.58	0.58	ug/L	U
078124	Benzene	N	E84282	8260B	5/21/2009 6:43:00PM	0.5	0.5	ug/L	U
081551	Xylenes, Total	N	E84282	8260B	5/21/2009 6:43:00PM	0.5	0.5	ug/L	U
071900	Mercury	N	E84282	7470A	6/3/2009 5:04:00PM	0.072	0.072	ug/L	U
077128	Styrene	N	E84282	8260B	5/21/2009 6:43:00PM	0.98	0.98	ug/L	U
000299	Oxygen, Dissolved	N	E84282	DEP-SOP	5/20/2009 1:12:00PM	0.42		mg/L	
034423	Methylene Chloride	N	E84282	8260B	5/21/2009 6:43:00PM	4	4	ug/L	U
034506	1,1,1-Trichloroethane	N	E84282	8260B	5/21/2009 6:43:00PM	0.46	0.46	ug/L	U
077424	Iodomethane	N	E84282	8260B	5/21/2009 6:43:00PM	2.5	2.5	ug/L	U
034488	Trichlorofluoromethane	N	E84282	8260B	5/21/2009 6:43:00PM	2.5	2.5	ug/L	U
001147	Selenium	N	E84282	6010B	6/8/2009 5:23:00PM	5	5	ug/L	U

* Well purging is the process of pumping the well prior to sampling in order to obtain a representative ground water sample.

Form Produced by FDEP Validator software

WACS Facility ID #: 41193
WACS Testsite ID #: 20530
WACS Testsite Name: TH-65
Water Classification: G-II
(i.e.: LC - Leachate, G-II, SW-IIIF)

* Well Purged prior to Sample Collection? (Y/N): Y

Sample Date/Time: 5/20/2009 1:12:00PM
Sampling Method: Unknown
Permitted Well Type: DE

(AS) Assessment
(BG) Background
(CO) Compliance
(DE) Detection
(DG) Downgradient
(IM) Intermediate
(IW) Irrigation Well
(OT) Other
(PZ) Piezometer
(SO) Source
(UP) Upgradient
(WS) Water Supply

STORET Code	Parameter Monitored	Field Filtered (Y/N)	NELAC Lab Certification # (DOHE)	Analysis Method	Analysis Date/Time	Analysis Result	Detection Limit	Units	Qual
034571	1,4-Dichlorobenzene	N	E84282	8260B	5/21/2009 6:43:00PM	0.52	0.52	ug/L	U
000406	Field pH	N	E84282	DEP-SOP	5/20/2009 1:12:00PM	5.42		SU	
034546	trans-1,2-Dichloroethene	N	E84282	8260B	5/21/2009 6:43:00PM	0.44	0.44	ug/L	U
001092	Zinc	N	E84282	6010B	6/8/2009 5:23:00PM	5	5	ug/L	U
001087	Vanadium	N	E84282	6010B	6/8/2009 5:23:00PM	3.1	2.5	ug/L	I
001059	Thallium	N	E84282	6010B	6/8/2009 5:23:00PM	5	5	ug/L	U
000940	Chloride	N	E84282	300	6/3/2009 6:30:00AM	13	0.2	mg/L	
001077	Silver	N	E84282	6010B	6/8/2009 5:23:00PM	1	1	ug/L	U
000610	Ammonia (as N)	N	E84282	350.1	5/22/2009 2:20:00PM	2.1	0.01	mg/L	
001067	Nickel	N	E84282	6010B	6/8/2009 5:23:00PM	2	2	ug/L	U
001097	Antimony	N	E84282	6010B	6/8/2009 5:23:00PM	4	4	ug/L	U
070300	Total Dissolved Solids	N	E81005	SM 2540C	5/27/2009 9:48:00AM	190	5	mg/L	
077651	Ethylene Dibromide	N	E81005	8011	5/25/2009 2:22:00AM	0.0042	0.0042	ug/L	JU
034536	1,2-Dichlorobenzene	N	E84282	8260B	5/21/2009 6:43:00PM	0.44	0.44	ug/L	U
049263	trans-1,4-Dichloro-2-butene	N	E84282	8260B	5/21/2009 6:43:00PM	2.5	2.5	ug/L	U
077443	1,2,3-Trichloropropane	N	E84282	8260B	5/21/2009 6:43:00PM	0.18	0.18	ug/L	U
034501	1,1-Dichloroethene	N	E84282	8260B	5/21/2009 6:43:00PM	0.45	0.45	ug/L	U
034496	1,1-Dichloroethane	N	E84282	8260B	5/21/2009 6:43:00PM	0.52	0.52	ug/L	U
034511	1,1,2-Trichloroethane	N	E84282	8260B	5/21/2009 6:43:00PM	0.47	0.47	ug/L	U
034475	Tetrachloroethene	N	E84282	8260B	5/21/2009 6:43:00PM	0.5	0.5	ug/L	U
000094	Specific Conductance	N	E84282	DEP-SOP	5/20/2009 1:12:00PM	300		umhos/cm	
034010	Toluene	N	E84282	8260B	5/21/2009 6:43:00PM	0.51	0.51	ug/L	U
039175	Vinyl chloride	N	E84282	8260B	5/21/2009 6:43:00PM	0.5	0.5	ug/L	U
077057	Vinyl acetate	N	E84282	8260B	5/21/2009 6:43:00PM	1.5	1.5	ug/L	U
032106	Trichloromethane	N	E84282	8260B	5/21/2009 6:43:00PM	0.9	0.9	ug/L	U
000620	Nitrate as N	N	E84282	353.2	5/21/2009 2:39:00PM	0.1	0.1	mg/L	U
039180	Trichloroethene	N	E84282	8260B	5/21/2009 6:43:00PM	0.5	0.5	ug/L	U
001012	Beryllium	N	E84282	6010B	6/8/2009 5:23:00PM	0.5	0.5	ug/L	U
034699	trans-1,3-Dichloropropene	N	E84282	8260B	5/21/2009 6:43:00PM	0.14	0.14	ug/L	U
034531	1,2-Dichloroethane	N	E84282	8260B	5/21/2009 6:43:00PM	0.57	0.57	ug/L	U

Total Parameters Monitored: 74

* Well purging is the process of pumping the well prior to sampling in order to obtain a representative ground water sample.

Facility Name: SOUTHEAST COUNTY SLF (PICNIC LF)

PARAMETER MONITORING REPORT

Rule 62-701

WACS Report Type: SEMGW

Description: Semiannual Gw: 62-701.510(8)(A) (2 Pages)

WACS Facility ID #: 41193

WACS Testsite ID #: 22958

WACS Testsite Name: TH-69A

Water Classification: G-II
(i.e.: LC - Leachate, G-II, SW-IIIF)

* Well Purged prior to Sample Collection? (Y/N): Y

Sample Date/Time: 5/20/2009 10:27:00AM

Sampling Method: Unknown

Permitted Well Type: DE

(AS) Assessment
(BG) Background
(CO) Compliance
(DE) Detection
(DG) Downgradient
(IM) Intermediate
(IW) Irrigation Well
(OT) Other
(PZ) Piezometer
(SO) Source
(UP) Upgradient
(WS) Water Supply

STORET Code	Parameter Monitored	Field Filtered (Y/N)	NELAC Lab Certification # (DOHE)	Analysis Method	Analysis Date/Time	Analysis Result	Detection Limit	Units	Qual
000094	Specific Conductance	N	E84282	DEP-SOP	5/20/2009 10:27:00AM	603		umhos/cm	
000299	Oxygen, Dissolved	N	E84282	DEP-SOP	5/20/2009 10:27:00AM	0.73		mg/L	
032105	Dibromochloromethane	N	E84282	8260B	5/21/2009 7:05:00PM	0.34	0.34	ug/L	U
073085	Bromochloromethane	N	E84282	8260B	5/21/2009 7:05:00PM	0.58	0.58	ug/L	U
078124	Benzene	N	E84282	8260B	5/21/2009 7:05:00PM	0.5	0.5	ug/L	U
034215	Acrylonitrile	N	E84282	8260B	5/21/2009 7:05:00PM	1.2	1.2	ug/L	U
081552	Acetone	N	E84282	8260B	5/21/2009 7:05:00PM	9.9	9.9	ug/L	U
081596	4-Methyl-2-pentanone	N	E84282	8260B	5/21/2009 7:05:00PM	3.8	3.8	ug/L	U
034506	1,1,1-Trichloroethane	N	E84282	8260B	5/21/2009 7:05:00PM	0.46	0.46	ug/L	U
077651	Ethylene Dibromide	N	E81005	8011	5/25/2009 2:35:00AM	0.0042	0.0042	ug/L	JU
000010	Field Temperature	N	E84282	DEP-SOP	5/20/2009 10:27:00AM	23.8		Degrees C	
082079	Turbidity	N	E84282	DEP-SOP	5/20/2009 10:27:00AM	20.7		NTU	
039175	Vinyl chloride	N	E84282	8260B	5/21/2009 7:05:00PM	0.5	0.5	ug/L	U
000406	Field pH	N	E84282	DEP-SOP	5/20/2009 10:27:00AM	6.22		SU	
001147	Selenium	N	E84282	6010B	6/8/2009 5:29:00PM	5	5	ug/L	U
001077	Silver	N	E84282	6010B	6/8/2009 5:29:00PM	1	1	ug/L	U
000929	Sodium	N	E84282	6010B	6/8/2009 5:29:00PM	11	0.31	mg/L	
077562	1,1,1,2-Tetrachloroethane	N	E84282	8260B	5/21/2009 7:05:00PM	0.63	0.63	ug/L	U
049263	trans-1,4-Dichloro-2-butene	N	E84282	8260B	5/21/2009 7:05:00PM	2.5	2.5	ug/L	U
070300	Total Dissolved Solids	N	E81005	SM 2540C	5/27/2009 9:48:00AM	330	10	mg/L	
001051	Lead	N	E84282	6010B	6/8/2009 5:29:00PM	2	2	ug/L	U
034699	trans-1,3-Dichloropropene	N	E84282	8260B	5/21/2009 7:05:00PM	0.14	0.14	ug/L	U
034413	Bromomethane	N	E84282	8260B	5/21/2009 7:05:00PM	2.5	2.5	ug/L	U
034501	1,1-Dichloroethene	N	E84282	8260B	5/21/2009 7:05:00PM	0.45	0.45	ug/L	U
001037	Cobalt	N	E84282	6010B	6/8/2009 5:29:00PM	2	2	ug/L	U
001045	Iron	N	E84282	6010B	6/8/2009 5:29:00PM	7000	50	ug/L	
081595	2-Butanone	N	E84282	8260B	5/21/2009 7:05:00PM	8.4	8.4	ug/L	U
001097	Antimony	N	E84282	6010B	6/8/2009 5:29:00PM	4	4	ug/L	U
077443	1,2,3-Trichloropropane	N	E84282	8260B	5/21/2009 7:05:00PM	0.18	0.18	ug/L	U
001092	Zinc	N	E84282	6010B	6/8/2009 5:29:00PM	5	5	ug/L	U
071900	Mercury	N	E84282	7470A	6/3/2009 5:06:00PM	0.072	0.072	ug/L	U
077103	2-Hexanone	N	E84282	8260B	5/21/2009 7:05:00PM	4.4	4.4	ug/L	U
034516	1,1,2,2-Tetrachloroethane	N	E84282	8260B	5/21/2009 7:05:00PM	0.15	0.15	ug/L	U
034423	Methylene Chloride	N	E84282	8260B	5/21/2009 7:05:00PM	4	4	ug/L	U
001067	Nickel	N	E84282	6010B	6/8/2009 5:29:00PM	2	2	ug/L	U
001012	Beryllium	N	E84282	6010B	6/8/2009 5:29:00PM	0.5	0.5	ug/L	U
034488	Trichlorofluoromethane	N	E84282	8260B	5/21/2009 7:05:00PM	2.5	2.5	ug/L	U
034536	1,2-Dichlorobenzene	N	E84282	8260B	5/21/2009 7:05:00PM	0.44	0.44	ug/L	U
034531	1,2-Dichloroethane	N	E84282	8260B	5/21/2009 7:05:00PM	0.57	0.57	ug/L	U
034541	1,2-Dichloropropane	N	E84282	8260B	5/21/2009 7:05:00PM	0.52	0.52	ug/L	U
034571	1,4-Dichlorobenzene	N	E84282	8260B	5/21/2009 7:05:00PM	0.52	0.52	ug/L	U
034311	Chloroethane	N	E84282	8260B	5/21/2009 7:05:00PM	2.5	2.5	ug/L	U
034418	Chloromethane	N	E84282	8260B	5/21/2009 7:05:00PM	1	1	ug/L	U
077093	cis-1,2-Dichloroethene	N	E84282	8260B	5/21/2009 7:05:00PM	0.65	0.65	ug/L	U

* Well purging is the process of pumping the well prior to sampling in order to obtain a representative ground water sample.

Form Produced by FDEP Validator software

WACS Facility ID #: 41193
WACS Testsite ID #: 22958
WACS Testsite Name: TH-69A
Water Classification: G-II
(i.e.: LC - Leachate, G-II, SW-IIIF)

* Well Purged prior to Sample Collection? (Y/N): Y

Sample Date/Time: 5/20/2009 10:27:00AM
Sampling Method: Unknown
Permitted Well Type: DE

(AS) Assessment
(BG) Background
(CO) Compliance
(DE) Detection
(DG) Downgradient
(IM) Intermediate
(IW) Irrigation Well
(OT) Other
(PZ) Piezometer
(SO) Source
(UP) Upgradient
(WS) Water Supply

STORET Code	Parameter Monitored	Field Filtered (Y/N)	NELAC Lab Certification # (DOHE)	Analysis Method	Analysis Date/Time	Analysis Result	Detection Limit	Units	Qual
034704	cis-1,3-Dichloropropene	N	E84282	8260B	5/21/2009 7:05:00PM	0.14	0.14	ug/L	U
034496	1,1-Dichloroethane	N	E84282	8260B	5/21/2009 7:05:00PM	0.52	0.52	ug/L	U
034511	1,1,2-Trichloroethane	N	E84282	8260B	5/21/2009 7:05:00PM	0.47	0.47	ug/L	U
001007	Barium	N	E84282	6010B	6/8/2009 5:29:00PM	5.4	2	ug/L	I
077057	Vinyl acetate	N	E84282	8260B	5/21/2009 7:05:00PM	1.5	1.5	ug/L	U
032106	Trichloromethane	N	E84282	8260B	5/21/2009 7:05:00PM	0.9	0.9	ug/L	U
032101	Bromodichloromethane	N	E84282	8260B	5/21/2009 7:05:00PM	0.35	0.35	ug/L	U
039180	Trichloroethene	N	E84282	8260B	5/21/2009 7:05:00PM	0.5	0.5	ug/L	U
032104	Bromoform	N	E84282	8260B	5/21/2009 7:05:00PM	0.58	0.58	ug/L	U
001042	Copper	N	E84282	6010B	6/8/2009 5:29:00PM	2.9	2.9	ug/L	U
034546	trans-1,2-Dichloroethene	N	E84282	8260B	5/21/2009 7:05:00PM	0.44	0.44	ug/L	U
034010	Toluene	N	E84282	8260B	5/21/2009 7:05:00PM	0.51	0.51	ug/L	U
034301	Chlorobenzene	N	E84282	8260B	5/21/2009 7:05:00PM	0.63	0.63	ug/L	U
032102	Carbon tetrachloride	N	E84282	8260B	5/21/2009 7:05:00PM	0.42	0.42	ug/L	U
001034	Chromium	N	E84282	6010B	6/8/2009 5:29:00PM	3.4	2	ug/L	I
081551	Xylenes, Total	N	E84282	8260B	5/21/2009 7:05:00PM	0.5	0.5	ug/L	U
001027	Cadmium	N	E84282	6010B	6/8/2009 5:29:00PM	1	1	ug/L	U
077424	Iodomethane	N	E84282	8260B	5/21/2009 7:05:00PM	2.5	2.5	ug/L	U
077128	Styrene	N	E84282	8260B	5/21/2009 7:05:00PM	0.98	0.98	ug/L	U
034475	Tetrachloroethene	N	E84282	8260B	5/21/2009 7:05:00PM	0.5	0.5	ug/L	U
000940	Chloride	N	E84282	300	6/3/2009 7:12:00AM	37	0.2	mg/L	
000610	Ammonia (as N)	N	E84282	350.1	5/22/2009 2:21:00PM	1.1	0.01	mg/L	
000620	Nitrate as N	N	E84282	353.2	5/21/2009 2:39:00PM	0.1	0.1	mg/L	U
077596	Dibromomethane	N	E84282	8260B	5/21/2009 7:05:00PM	0.41	0.41	ug/L	U
001002	Arsenic	N	E84282	6010B	6/8/2009 5:29:00PM	4	4	ug/L	U
034371	Ethylbenzene	N	E84282	8260B	5/21/2009 7:05:00PM	0.44	0.44	ug/L	U
001059	Thallium	N	E84282	6010B	6/8/2009 5:29:00PM	5	5	ug/L	U
077041	Carbon disulfide	N	E84282	8260B	5/21/2009 7:05:00PM	0.85	0.85	ug/L	U
001087	Vanadium	N	E84282	6010B	6/8/2009 5:29:00PM	2.5	2.5	ug/L	U
038437	1,2-Dibromo-3-Chloropropane	N	E81005	8011	5/25/2009 2:35:00AM	0.0026	0.0026	ug/L	JU

Total Parameters Monitored: 74

* Well purging is the process of pumping the well prior to sampling in order to obtain a representative ground water sample.

Facility Name: SOUTHEAST COUNTY SLF (PICNIC LF)

PARAMETER MONITORING REPORT

Rule 62-701

WACS Report Type: SEMGW

Description: Semiannual Gw: 62-701.510(8)(A) (2 Pages)

WACS Facility ID #: 41193

WACS Testsite ID #:

WACS Testsite Name: Equipment Blank

Water Classification:
(i.e.: LC - Leachate, G-II, SW-IIIF)

* Well Purged prior to Sample Collection? (Y/N):

Sample Date/Time: 5/20/2009 10:10:00AM

Sampling Method:

Permitted Well Type:

(AS) Assessment
(BG) Background
(CO) Compliance
(DE) Detection
(DG) Downgradient
(IM) Intermediate
(IW) Irrigation Well
(OT) Other
(PZ) Piezometer
(SO) Source
(UP) Upgradient
(WS) Water Supply

STORET Code	Parameter Monitored	Field Filtered (Y/N)	NELAC Lab Certification # (DOHE)	Analysis Method	Analysis Date/Time	Analysis Result	Detection Limit	Units	Qual
034311	Chloroethane	N	E84282	8260B	5/21/2009 4:03:00PM	2.5	2.5	ug/L	U
034571	1,4-Dichlorobenzene	N	E84282	8260B	5/21/2009 4:03:00PM	0.52	0.52	ug/L	U
077128	Styrene	N	E84282	8260B	5/21/2009 4:03:00PM	0.98	0.98	ug/L	U
034501	1,1-Dichloroethene	N	E84282	8260B	5/21/2009 4:03:00PM	0.45	0.45	ug/L	U
077424	Iodomethane	N	E84282	8260B	5/21/2009 4:03:00PM	2.5	2.5	ug/L	U
034371	Ethylbenzene	N	E84282	8260B	5/21/2009 4:03:00PM	0.44	0.44	ug/L	U
077596	Dibromomethane	N	E84282	8260B	5/21/2009 4:03:00PM	0.41	0.41	ug/L	U
032105	Dibromochloromethane	N	E84282	8260B	5/21/2009 4:03:00PM	0.34	0.34	ug/L	U
034496	1,1-Dichloroethane	N	E84282	8260B	5/21/2009 4:03:00PM	0.52	0.52	ug/L	U
034418	Chloromethane	N	E84282	8260B	5/21/2009 4:03:00PM	1	1	ug/L	U
001097	Antimony	N	E84282	6010B	6/8/2009 5:35:00PM	4	4	ug/L	U
034301	Chlorobenzene	N	E84282	8260B	5/21/2009 4:03:00PM	0.63	0.63	ug/L	U
034541	1,2-Dichloropropane	N	E84282	8260B	5/21/2009 4:03:00PM	0.52	0.52	ug/L	U
034531	1,2-Dichloroethane	N	E84282	8260B	5/21/2009 4:03:00PM	0.57	0.57	ug/L	U
034536	1,2-Dichlorobenzene	N	E84282	8260B	5/21/2009 4:03:00PM	0.44	0.44	ug/L	U
077443	1,2,3-Trichloropropane	N	E84282	8260B	5/21/2009 4:03:00PM	0.18	0.18	ug/L	U
034704	cis-1,3-Dichloropropene	N	E84282	8260B	5/21/2009 4:03:00PM	0.14	0.14	ug/L	U
001037	Cobalt	N	E84282	6010B	6/8/2009 5:35:00PM	2	2	ug/L	U
077562	1,1,1,2-Tetrachloroethane	N	E84282	8260B	5/21/2009 4:03:00PM	0.63	0.63	ug/L	U
034506	1,1,1-Trichloroethane	N	E84282	8260B	5/21/2009 4:03:00PM	0.46	0.46	ug/L	U
034516	1,1,2,2-Tetrachloroethane	N	E84282	8260B	5/21/2009 4:03:00PM	0.15	0.15	ug/L	U
034511	1,1,2-Trichloroethane	N	E84282	8260B	5/21/2009 4:03:00PM	0.47	0.47	ug/L	U
034423	Methylene Chloride	N	E84282	8260B	5/21/2009 4:03:00PM	4	4	ug/L	U
001051	Lead	N	E84282	6010B	6/8/2009 5:35:00PM	2	2	ug/L	U
000610	Ammonia (as N)	N	E84282	350.1	5/22/2009 2:22:00PM	0.078	0.01	mg/L	
001042	Copper	N	E84282	6010B	6/8/2009 5:35:00PM	2.9	2.9	ug/L	U
000620	Nitrate as N	N	E84282	353.2	5/21/2009 2:39:00PM	0.1	0.1	mg/L	U
001034	Chromium	N	E84282	6010B	6/8/2009 5:35:00PM	2	2	ug/L	U
001027	Cadmium	N	E84282	6010B	6/8/2009 5:35:00PM	1	1	ug/L	U
001012	Beryllium	N	E84282	6010B	6/8/2009 5:35:00PM	0.5	0.5	ug/L	U
001007	Barium	N	E84282	6010B	6/8/2009 5:35:00PM	2	2	ug/L	U
001002	Arsenic	N	E84282	6010B	6/8/2009 5:35:00PM	4	4	ug/L	U
001077	Silver	N	E84282	6010B	6/8/2009 5:35:00PM	1	1	ug/L	U
001045	Iron	N	E84282	6010B	6/8/2009 5:35:00PM	50	50	ug/L	U
077093	cis-1,2-Dichloroethene	N	E84282	8260B	5/21/2009 4:03:00PM	0.65	0.65	ug/L	U
034475	Tetrachloroethene	N	E84282	8260B	5/21/2009 4:03:00PM	0.5	0.5	ug/L	U
034215	Acrylonitrile	N	E84282	8260B	5/21/2009 4:03:00PM	1.2	1.2	ug/L	U
081552	Acetone	N	E84282	8260B	5/21/2009 4:03:00PM	9.9	9.9	ug/L	U
081596	4-Methyl-2-pentanone	N	E84282	8260B	5/21/2009 4:03:00PM	3.8	3.8	ug/L	U
077103	2-Hexanone	N	E84282	8260B	5/21/2009 4:03:00PM	4.4	4.4	ug/L	U
081595	2-Butanone	N	E84282	8260B	5/21/2009 4:03:00PM	8.4	8.4	ug/L	U
073085	Bromochloromethane	N	E84282	8260B	5/21/2009 4:03:00PM	0.58	0.58	ug/L	U
038437	1,2-Dibromo-3-Chloropropane	N	E81005	8011	5/25/2009 2:49:00AM	0.0026	0.0026	ug/L	JU
032101	Bromodichloromethane	N	E84282	8260B	5/21/2009 4:03:00PM	0.35	0.35	ug/L	U

* Well purging is the process of pumping the well prior to sampling in order to obtain a representative ground water sample.

Form Produced by FDEP Validator software

WACS Facility ID #: 41193

WACS Testsite ID #:

WACS Testsite Name: Equipment Blank

Water Classification:
(i.e.: LC - Leachate, G-II, SW-IIIF)

* Well Purged prior to Sample Collection? (Y/N):

Sample Date/Time: 5/20/2009 10:10:00AM

Sampling Method:

Permitted Well Type:

(AS) Assessment
(BG) Background
(CO) Compliance
(DE) Detection
(DG) Downgradient
(IM) Intermediate
(IW) Irrigation Well
(OT) Other
(PZ) Piezometer
(SO) Source
(UP) Upgradient
(WS) Water Supply

STORET Code	Parameter Monitored	Field Filtered (Y/N)	NELAC Lab Certification # (DOHE)	Analysis Method	Analysis Date/Time	Analysis Result	Detection Limit	Units	Qual
034546	trans-1,2-Dichloroethene	N	E84282	8260B	5/21/2009 4:03:00PM	0.44	0.44	ug/L	U
001059	Thallium	N	E84282	6010B	6/8/2009 5:35:00PM	5	5	ug/L	U
077041	Carbon disulfide	N	E84282	8260B	5/21/2009 4:03:00PM	0.85	0.85	ug/L	U
071900	Mercury	N	E84282	7470A	6/3/2009 5:08:00PM	0.072	0.072	ug/L	U
001092	Zinc	N	E84282	6010B	6/8/2009 5:35:00PM	5	5	ug/L	U
001087	Vanadium	N	E84282	6010B	6/8/2009 5:35:00PM	2.5	2.5	ug/L	U
077651	Ethylene Dibromide	N	E81005	8011	5/25/2009 2:49:00AM	0.0042	0.0042	ug/L	JU
039180	Trichloroethene	N	E84282	8260B	5/21/2009 4:03:00PM	0.5	0.5	ug/L	U
001067	Nickel	N	E84282	6010B	6/8/2009 5:35:00PM	2	2	ug/L	U
001147	Selenium	N	E84282	6010B	6/8/2009 5:35:00PM	5	5	ug/L	U
000940	Chloride	N	E84282	300	6/3/2009 7:55:00AM	0.2	0.2	mg/L	U
081551	Xylenes, Total	N	E84282	8260B	5/21/2009 4:03:00PM	0.5	0.5	ug/L	U
039175	Vinyl chloride	N	E84282	8260B	5/21/2009 4:03:00PM	0.5	0.5	ug/L	U
077057	Vinyl acetate	N	E84282	8260B	5/21/2009 4:03:00PM	1.5	1.5	ug/L	U
078124	Benzene	N	E84282	8260B	5/21/2009 4:03:00PM	0.5	0.5	ug/L	U
034488	Trichlorofluoromethane	N	E84282	8260B	5/21/2009 4:03:00PM	2.5	2.5	ug/L	U
034413	Bromomethane	N	E84282	8260B	5/21/2009 4:03:00PM	2.5	2.5	ug/L	U
049263	trans-1,4-Dichloro-2-butene	N	E84282	8260B	5/21/2009 4:03:00PM	2.5	2.5	ug/L	U
034699	trans-1,3-Dichloropropene	N	E84282	8260B	5/21/2009 4:03:00PM	0.14	0.14	ug/L	U
000929	Sodium	N	E84282	6010B	6/8/2009 5:35:00PM	0.38	0.31	mg/L	I
032102	Carbon tetrachloride	N	E84282	8260B	5/21/2009 4:03:00PM	0.42	0.42	ug/L	U
034010	Toluene	N	E84282	8260B	5/21/2009 4:03:00PM	0.51	0.51	ug/L	U
032104	Bromoform	N	E84282	8260B	5/21/2009 4:03:00PM	0.58	0.58	ug/L	U
032106	Trichloromethane	N	E84282	8260B	5/21/2009 4:03:00PM	0.9	0.9	ug/L	U
070300	Total Dissolved Solids	N	E81005	SM 2540C	5/27/2009 9:48:00AM	10	10	mg/L	U

Total Parameters Monitored: 69

* Well purging is the process of pumping the well prior to sampling in order to obtain a representative ground water sample.

Facility Name: SOUTHEAST COUNTY SLF (PICNIC LF)

PARAMETER MONITORING REPORT
Rule 62-701
WACS Report Type: SEMGW
Description: Semiannual Gw: 62-701.510(8)(A) (2 Pages)

WACS Facility ID #: 41193
WACS Testsite ID #: 821
WACS Testsite Name: TH-19
Water Classification: G-II
(i.e.: LC - Leachate, G-II, SW-IIIF)

* Well Purged prior to Sample Collection? (Y/N): Y

Sample Date/Time: 5/20/2009 12:04:00PM
Sampling Method: Unknown
Permitted Well Type: BG

(AS) Assessment
(BG) Background
(CO) Compliance
(DE) Detection
(DG) Downgradient
(IM) Intermediate
(IW) Irrigation Well
(OT) Other
(PZ) Piezometer
(SO) Source
(UP) Upgradient
(WS) Water Supply

STORET Code	Parameter Monitored	Field Filtered (Y/N)	NELAC Lab Certification # (DOHE)	Analysis Method	Analysis Date/Time	Analysis Result	Detection Limit	Units	Qual
077562	1,1,1,2-Tetrachloroethane	N	E84282	8260B	5/21/2009 7:27:00PM	0.63	0.63	ug/L	U
034506	1,1,1-Trichloroethane	N	E84282	8260B	5/21/2009 7:27:00PM	0.46	0.46	ug/L	U
000010	Field Temperature	N	E84282	DEP-SOP	5/20/2009 12:04:00PM	23.63		Degrees C	
034371	Ethylbenzene	N	E84282	8260B	5/21/2009 7:27:00PM	0.44	0.44	ug/L	U
077103	2-Hexanone	N	E84282	8260B	5/21/2009 7:27:00PM	4.4	4.4	ug/L	U
000299	Oxygen, Dissolved	N	E84282	DEP-SOP	5/20/2009 12:04:00PM	0.86		mg/L	
000094	Specific Conductance	N	E84282	DEP-SOP	5/20/2009 12:04:00PM	416		umhos/cm	
082079	Turbidity	N	E84282	DEP-SOP	5/20/2009 12:04:00PM	1.3		NTU	
049263	trans-1,4-Dichloro-2-butene	N	E84282	8260B	5/21/2009 7:27:00PM	2.5	2.5	ug/L	U
034496	1,1-Dichloroethane	N	E84282	8260B	5/21/2009 7:27:00PM	0.52	0.52	ug/L	U
034704	cis-1,3-Dichloropropene	N	E84282	8260B	5/21/2009 7:27:00PM	0.14	0.14	ug/L	U
081595	2-Butanone	N	E84282	8260B	5/21/2009 7:27:00PM	8.4	8.4	ug/L	U
034501	1,1-Dichloroethene	N	E84282	8260B	5/21/2009 7:27:00PM	0.45	0.45	ug/L	U
034301	Chlorobenzene	N	E84282	8260B	5/21/2009 7:27:00PM	0.63	0.63	ug/L	U
034488	Trichlorofluoromethane	N	E84282	8260B	5/21/2009 7:27:00PM	2.5	2.5	ug/L	U
000940	Chloride	N	E84282	300	6/3/2009 8:37:00AM	8.2	0.2	mg/L	
039180	Trichloroethene	N	E84282	8260B	5/21/2009 7:27:00PM	0.5	0.5	ug/L	U
038437	1,2-Dibromo-3-Chloropropane	N	E81005	8011	5/25/2009 3:03:00AM	0.0026	0.0026	ug/L	JU
032101	Bromodichloromethane	N	E84282	8260B	5/21/2009 7:27:00PM	0.35	0.35	ug/L	U
039175	Vinyl chloride	N	E84282	8260B	5/21/2009 7:27:00PM	0.5	0.5	ug/L	U
077596	Dibromomethane	N	E84282	8260B	5/21/2009 7:27:00PM	0.41	0.41	ug/L	U
081596	4-Methyl-2-pentanone	N	E84282	8260B	5/21/2009 7:27:00PM	3.8	3.8	ug/L	U
081552	Acetone	N	E84282	8260B	5/21/2009 7:27:00PM	9.9	9.9	ug/L	U
034215	Acrylonitrile	N	E84282	8260B	5/21/2009 7:27:00PM	1.2	1.2	ug/L	U
078124	Benzene	N	E84282	8260B	5/21/2009 7:27:00PM	0.5	0.5	ug/L	U
077041	Carbon disulfide	N	E84282	8260B	5/21/2009 7:27:00PM	0.85	0.85	ug/L	U
032105	Dibromochloromethane	N	E84282	8260B	5/21/2009 7:27:00PM	0.34	0.34	ug/L	U
034516	1,1,2,2-Tetrachloroethane	N	E84282	8260B	5/21/2009 7:27:00PM	0.15	0.15	ug/L	U
032104	Bromoform	N	E84282	8260B	5/21/2009 7:27:00PM	0.58	0.58	ug/L	U
034413	Bromomethane	N	E84282	8260B	5/21/2009 7:27:00PM	2.5	2.5	ug/L	U
077093	cis-1,2-Dichloroethene	N	E84282	8260B	5/21/2009 7:27:00PM	0.65	0.65	ug/L	U
032102	Carbon tetrachloride	N	E84282	8260B	5/21/2009 7:27:00PM	0.42	0.42	ug/L	U
034311	Chloroethane	N	E84282	8260B	5/21/2009 7:27:00PM	2.5	2.5	ug/L	U
034418	Chloromethane	N	E84282	8260B	5/21/2009 7:27:00PM	1	1	ug/L	U
034511	1,1,2-Trichloroethane	N	E84282	8260B	5/21/2009 7:27:00PM	0.47	0.47	ug/L	U
073085	Bromochloromethane	N	E84282	8260B	5/21/2009 7:27:00PM	0.58	0.58	ug/L	U
034531	1,2-Dichloroethane	N	E84282	8260B	5/21/2009 7:27:00PM	0.57	0.57	ug/L	U
001037	Cobalt	N	E84282	6010B	6/8/2009 5:40:00PM	2	2	ug/L	U
001034	Chromium	N	E84282	6010B	6/8/2009 5:40:00PM	2	2	ug/L	U
034699	trans-1,3-Dichloropropene	N	E84282	8260B	5/21/2009 7:27:00PM	0.14	0.14	ug/L	U
001012	Beryllium	N	E84282	6010B	6/8/2009 5:40:00PM	0.5	0.5	ug/L	U
000406	Field pH	N	E84282	DEP-SOP	5/20/2009 12:04:00PM	6.74		SU	
001002	Arsenic	N	E84282	6010B	6/8/2009 5:40:00PM	4	4	ug/L	U
001147	Selenium	N	E84282	6010B	6/8/2009 5:40:00PM	5	5	ug/L	U

* Well purging is the process of pumping the well prior to sampling in order to obtain a representative ground water sample.

Form Produced by FDEP Validator software

WACS Facility ID #: 41193

WACS Testsite ID #: 821

WACS Testsite Name: TH-19

Water Classification: G-II
(i.e.: LC - Leachate, G-II, SW-IIIF)

* Well Purged prior to Sample Collection? (Y/N): Y

Sample Date/Time: 5/20/2009 12:04:00PM

Sampling Method: Unknown

Permitted Well Type: BG

(AS) Assessment
(BG) Background
(CO) Compliance
(DE) Detection
(DG) Downgradient
(IM) Intermediate
(IW) Irrigation Well
(OT) Other
(PZ) Piezometer
(SO) Source
(UP) Upgradient
(WS) Water Supply

STORET Code	Parameter Monitored	Field Filtered (Y/N)	NELAC Lab Certification # (DOHE)	Analysis Method	Analysis Date/Time	Analysis Result	Detection Limit	Units	Qual
071900	Mercury	N	E84282	7470A	6/3/2009 5:11:00PM	0.072	0.072	ug/L	U
034541	1,2-Dichloropropane	N	E84282	8260B	5/21/2009 7:27:00PM	0.52	0.52	ug/L	U
001027	Cadmium	N	E84282	6010B	6/8/2009 5:40:00PM	1	1	ug/L	U
034536	1,2-Dichlorobenzene	N	E84282	8260B	5/21/2009 7:27:00PM	0.44	0.44	ug/L	U
077443	1,2,3-Trichloropropane	N	E84282	8260B	5/21/2009 7:27:00PM	0.18	0.18	ug/L	U
032106	Trichloromethane	N	E84282	8260B	5/21/2009 7:27:00PM	0.9	0.9	ug/L	U
077057	Vinyl acetate	N	E84282	8260B	5/21/2009 7:27:00PM	1.5	1.5	ug/L	U
000610	Ammonia (as N)	N	E84282	350.1	5/22/2009 2:24:00PM	0.28	0.01	mg/L	
070300	Total Dissolved Solids	N	E81005	SM 2540C	5/27/2009 9:48:00AM	250	5	mg/L	
081551	Xylenes, Total	N	E84282	8260B	5/21/2009 7:27:00PM	0.5	0.5	ug/L	U
077651	Ethylene Dibromide	N	E81005	8011	5/25/2009 3:03:00AM	0.0042	0.0042	ug/L	JU
001051	Lead	N	E84282	6010B	6/8/2009 5:40:00PM	2	2	ug/L	U
034546	trans-1,2-Dichloroethene	N	E84282	8260B	5/21/2009 7:27:00PM	0.44	0.44	ug/L	U
034010	Toluene	N	E84282	8260B	5/21/2009 7:27:00PM	0.51	0.51	ug/L	U
034475	Tetrachloroethene	N	E84282	8260B	5/21/2009 7:27:00PM	0.5	0.5	ug/L	U
001007	Barium	N	E84282	6010B	6/8/2009 5:40:00PM	5.4	2	ug/L	I
034423	Methylene Chloride	N	E84282	8260B	5/21/2009 7:27:00PM	4	4	ug/L	U
001097	Antimony	N	E84282	6010B	6/8/2009 5:40:00PM	4	4	ug/L	U
077128	Styrene	N	E84282	8260B	5/21/2009 7:27:00PM	0.98	0.98	ug/L	U
001045	Iron	N	E84282	6010B	6/8/2009 5:40:00PM	50	50	ug/L	U
034571	1,4-Dichlorobenzene	N	E84282	8260B	5/21/2009 7:27:00PM	0.52	0.52	ug/L	U
001077	Silver	N	E84282	6010B	6/8/2009 5:40:00PM	1	1	ug/L	U
001067	Nickel	N	E84282	6010B	6/8/2009 5:40:00PM	2	2	ug/L	U
000620	Nitrate as N	N	E84282	353.2	5/21/2009 2:39:00PM	0.1	0.1	mg/L	U
001042	Copper	N	E84282	6010B	6/8/2009 5:40:00PM	2.9	2.9	ug/L	U
077424	Iodomethane	N	E84282	8260B	5/21/2009 7:27:00PM	2.5	2.5	ug/L	U
000929	Sodium	N	E84282	6010B	6/8/2009 5:40:00PM	13	0.31	mg/L	
001059	Thallium	N	E84282	6010B	6/8/2009 5:40:00PM	5	5	ug/L	U
001087	Vanadium	N	E84282	6010B	6/8/2009 5:40:00PM	2.5	2.5	ug/L	U
001092	Zinc	N	E84282	6010B	6/8/2009 5:40:00PM	5	5	ug/L	U

Total Parameters Monitored: 74

* Well purging is the process of pumping the well prior to sampling in order to obtain a representative ground water sample.

Form Produced by FDEP Validator software

Facility Name: SOUTHEAST COUNTY SLF (PICNIC LF)

PARAMETER MONITORING REPORT

Rule 62-701

WACS Report Type: SEMGW

Description: Semiannual Gw: 62-701.510(8)(A) (2 Pages)

WACS Facility ID #: 41193

WACS Testsite ID #: 22960

WACS Testsite Name: TH-71A

Water Classification: G-II
(i.e.: LC - Leachate, G-II, SW-IIIF)

* Well Purged prior to Sample Collection? (Y/N): Y

Sample Date/Time: 5/20/2009 11:28:00AM

Sampling Method: Unknown

Permitted Well Type: DE

(AS) Assessment
(BG) Background
(CO) Compliance
(DE) Detection
(DG) Downgradient
(IM) Intermediate
(IW) Irrigation Well
(OT) Other
(PZ) Piezometer
(SO) Source
(UP) Upgradient
(WS) Water Supply

STORET Code	Parameter Monitored	Field Filtered (Y/N)	NELAC Lab Certification # (DOHE)	Analysis Method	Analysis Date/Time	Analysis Result	Detection Limit	Units	Qual
000610	Ammonia (as N)	N	E84282	350.1	5/22/2009 2:27:00PM	1.8	0.01	mg/L	
077596	Dibromomethane	N	E84282	8260B	5/21/2009 7:49:00PM	0.41	0.41	ug/L	U
001042	Copper	N	E84282	6010B	6/8/2009 5:46:00PM	2.9	2.9	ug/L	U
000940	Chloride	N	E84282	300	6/3/2009 9:20:00AM	11	0.2	mg/L	
001002	Arsenic	N	E84282	6010B	6/8/2009 5:46:00PM	4	4	ug/L	U
001007	Barium	N	E84282	6010B	6/8/2009 5:46:00PM	21	2	ug/L	
049263	trans-1,4-Dichloro-2-butene	N	E84282	8260B	5/21/2009 7:49:00PM	2.5	2.5	ug/L	U
001027	Cadmium	N	E84282	6010B	6/8/2009 5:46:00PM	1	1	ug/L	U
001034	Chromium	N	E84282	6010B	6/8/2009 5:46:00PM	3.3	2	ug/L	I
001037	Cobalt	N	E84282	6010B	6/8/2009 5:46:00PM	2	2	ug/L	U
001097	Antimony	N	E84282	6010B	6/8/2009 5:46:00PM	4	4	ug/L	U
000299	Oxygen, Dissolved	N	E84282	DEP-SOP	5/20/2009 11:28:00AM	0.14		mg/L	
001051	Lead	N	E84282	6010B	6/8/2009 5:46:00PM	2	2	ug/L	U
034488	Trichlorofluoromethane	N	E84282	8260B	5/21/2009 7:49:00PM	2.5	2.5	ug/L	U
034506	1,1,1-Trichloroethane	N	E84282	8260B	5/21/2009 7:49:00PM	0.46	0.46	ug/L	U
032106	Trichloromethane	N	E84282	8260B	5/21/2009 7:49:00PM	0.9	0.9	ug/L	U
077651	Ethylene Dibromide	N	E81005	8011	5/25/2009 3:16:00AM	0.0042	0.0042	ug/L	JU
038437	1,2-Dibromo-3-Chloropropane	N	E81005	8011	5/25/2009 3:16:00AM	0.0026	0.0026	ug/L	JU
032102	Carbon tetrachloride	N	E84282	8260B	5/21/2009 7:49:00PM	0.42	0.42	ug/L	U
000094	Specific Conductance	N	E84282	DEP-SOP	5/20/2009 11:28:00AM	695		umhos/cm	
081595	2-Butanone	N	E84282	8260B	5/21/2009 7:49:00PM	8.4	8.4	ug/L	U
077562	1,1,1,2-Tetrachloroethane	N	E84282	8260B	5/21/2009 7:49:00PM	0.63	0.63	ug/L	U
000406	Field pH	N	E84282	DEP-SOP	5/20/2009 11:28:00AM	6.4		SU	
034571	1,4-Dichlorobenzene	N	E84282	8260B	5/21/2009 7:49:00PM	0.52	0.52	ug/L	U
034511	1,1,2-Trichloroethane	N	E84282	8260B	5/21/2009 7:49:00PM	0.47	0.47	ug/L	U
034496	1,1-Dichloroethane	N	E84282	8260B	5/21/2009 7:49:00PM	0.52	0.52	ug/L	U
034501	1,1-Dichloroethene	N	E84282	8260B	5/21/2009 7:49:00PM	0.45	0.45	ug/L	U
082079	Turbidity	N	E84282	DEP-SOP	5/20/2009 11:28:00AM	12.2		NTU	
081596	4-Methyl-2-pentanone	N	E84282	8260B	5/21/2009 7:49:00PM	3.8	3.8	ug/L	U
034010	Toluene	N	E84282	8260B	5/21/2009 7:49:00PM	0.51	0.51	ug/L	U
032104	Bromoform	N	E84282	8260B	5/21/2009 7:49:00PM	0.58	0.58	ug/L	U
081552	Acetone	N	E84282	8260B	5/21/2009 7:49:00PM	9.9	9.9	ug/L	U
077103	2-Hexanone	N	E84282	8260B	5/21/2009 7:49:00PM	4.4	4.4	ug/L	U
034215	Acrylonitrile	N	E84282	8260B	5/21/2009 7:49:00PM	1.2	1.2	ug/L	U
078124	Benzene	N	E84282	8260B	5/21/2009 7:49:00PM	0.5	0.5	ug/L	U
034516	1,1,2,2-Tetrachloroethane	N	E84282	8260B	5/21/2009 7:49:00PM	0.15	0.15	ug/L	U
032101	Bromodichloromethane	N	E84282	8260B	5/21/2009 7:49:00PM	0.35	0.35	ug/L	U
034531	1,2-Dichloroethane	N	E84282	8260B	5/21/2009 7:49:00PM	0.57	0.57	ug/L	U
034413	Bromomethane	N	E84282	8260B	5/21/2009 7:49:00PM	2.5	2.5	ug/L	U
077041	Carbon disulfide	N	E84282	8260B	5/21/2009 7:49:00PM	0.85	0.85	ug/L	U
039180	Trichloroethene	N	E84282	8260B	5/21/2009 7:49:00PM	0.5	0.5	ug/L	U
034301	Chlorobenzene	N	E84282	8260B	5/21/2009 7:49:00PM	0.63	0.63	ug/L	U
034546	trans-1,2-Dichloroethene	N	E84282	8260B	5/21/2009 7:49:00PM	0.44	0.44	ug/L	U
034699	trans-1,3-Dichloropropene	N	E84282	8260B	5/21/2009 7:49:00PM	0.14	0.14	ug/L	U

* Well purging is the process of pumping the well prior to sampling in order to obtain a representative ground water sample.

Form Produced by FDEP Validator software

WACS Facility ID #: 41193
WACS Testsite ID #: 22960
WACS Testsite Name: TH-71A
Water Classification: G-II
(i.e.: LC - Leachate, G-II, SW-IIIF)

* Well Purged prior to Sample Collection? (Y/N): Y

Sample Date/Time: 5/20/2009 11:28:00AM
Sampling Method: Unknown
Permitted Well Type: DE

(AS) Assessment
(BG) Background
(CO) Compliance
(DE) Detection
(DG) Downgradient
(IM) Intermediate
(IW) Irrigation Well
(OT) Other
(PZ) Piezometer
(SO) Source
(UP) Upgradient
(WS) Water Supply

STORET Code	Parameter Monitored	Field Filtered (Y/N)	NELAC Lab Certification # (DOHE)	Analysis Method	Analysis Date/Time	Analysis Result	Detection Limit	Units	Qual
073085	Bromochloromethane	N	E84282	8260B	5/21/2009 7:49:00PM	0.58	0.58	ug/L	U
001092	Zinc	N	E84282	6010B	6/8/2009 5:46:00PM	5	5	ug/L	U
000620	Nitrate as N	N	E84282	353.2	5/21/2009 2:39:00PM	0.11	0.1	mg/L	I
000929	Sodium	N	E84282	6010B	6/8/2009 5:46:00PM	3.6	0.31	mg/L	
001012	Beryllium	N	E84282	6010B	6/8/2009 5:46:00PM	0.5	0.5	ug/L	U
032105	Dibromochloromethane	N	E84282	8260B	5/21/2009 7:49:00PM	0.34	0.34	ug/L	U
039175	Vinyl chloride	N	E84282	8260B	5/21/2009 7:49:00PM	0.5	0.5	ug/L	U
081551	Xylenes, Total	N	E84282	8260B	5/21/2009 7:49:00PM	0.5	0.5	ug/L	U
070300	Total Dissolved Solids	N	E81005	SM 2540C	5/27/2009 9:48:00AM	450	10	mg/L	
001067	Nickel	N	E84282	6010B	6/8/2009 5:46:00PM	2.2	2	ug/L	I
001077	Silver	N	E84282	6010B	6/8/2009 5:46:00PM	1	1	ug/L	U
001059	Thallium	N	E84282	6010B	6/8/2009 5:46:00PM	5	5	ug/L	U
077443	1,2,3-Trichloropropane	N	E84282	8260B	5/21/2009 7:49:00PM	0.18	0.18	ug/L	U
001087	Vanadium	N	E84282	6010B	6/8/2009 5:46:00PM	3.3	2.5	ug/L	I
034536	1,2-Dichlorobenzene	N	E84282	8260B	5/21/2009 7:49:00PM	0.44	0.44	ug/L	U
071900	Mercury	N	E84282	7470A	6/3/2009 5:13:00PM	0.072	0.072	ug/L	U
034475	Tetrachloroethene	N	E84282	8260B	5/21/2009 7:49:00PM	0.5	0.5	ug/L	U
001045	Iron	N	E84282	6010B	6/8/2009 5:46:00PM	20000	50	ug/L	
034541	1,2-Dichloropropane	N	E84282	8260B	5/21/2009 7:49:00PM	0.52	0.52	ug/L	U
000010	Field Temperature	N	E84282	DEP-SOP	5/20/2009 11:28:00AM	22.34		Degrees C	
077057	Vinyl acetate	N	E84282	8260B	5/21/2009 7:49:00PM	1.5	1.5	ug/L	U
034371	Ethylbenzene	N	E84282	8260B	5/21/2009 7:49:00PM	0.44	0.44	ug/L	U
077424	Iodomethane	N	E84282	8260B	5/21/2009 7:49:00PM	2.5	2.5	ug/L	U
077093	cis-1,2-Dichloroethene	N	E84282	8260B	5/21/2009 7:49:00PM	0.65	0.65	ug/L	U
077128	Styrene	N	E84282	8260B	5/21/2009 7:49:00PM	0.98	0.98	ug/L	U
034418	Chloromethane	N	E84282	8260B	5/21/2009 7:49:00PM	1	1	ug/L	U
034311	Chloroethane	N	E84282	8260B	5/21/2009 7:49:00PM	2.5	2.5	ug/L	U
034704	cis-1,3-Dichloropropene	N	E84282	8260B	5/21/2009 7:49:00PM	0.14	0.14	ug/L	U
001147	Selenium	N	E84282	6010B	6/8/2009 5:46:00PM	5	5	ug/L	U
034423	Methylene Chloride	N	E84282	8260B	5/21/2009 7:49:00PM	4	4	ug/L	U

Total Parameters Monitored: 74

* Well purging is the process of pumping the well prior to sampling in order to obtain a representative ground water sample.

Form Produced by FDEP Validator software

Facility Name: SOUTHEAST COUNTY SLF (PICNIC LF)

PARAMETER MONITORING REPORT

Rule 62-701

WACS Report Type: SEMGW

Description: Semiannual Gw: 62-701.510(8)(A) (2 Pages)

WACS Facility ID #: 41193

WACS Testsite ID #: 20531

WACS Testsite Name: TH-66

Water Classification: G-II
(i.e.: LC - Leachate, G-II, SW-IIIF)

* Well Purged prior to Sample Collection? (Y/N): Y

Sample Date/Time: 5/20/2009 2:08:00PM

Sampling Method: Unknown

Permitted Well Type: DE

(AS) Assessment
(BG) Background
(CO) Compliance
(DE) Detection
(DG) Downgradient
(IM) Intermediate
(IW) Irrigation Well
(OT) Other
(PZ) Piezometer
(SO) Source
(UP) Upgradient
(WS) Water Supply

STORET Code	Parameter Monitored	Field Filtered (Y/N)	NELAC Lab Certification # (DOHE)	Analysis Method	Analysis Date/Time	Analysis Result	Detection Limit	Units	Qual
034371	Ethylbenzene	N	E84282	8260B	5/21/2009 8:11:00PM	0.44	0.44	ug/L	U
081552	Acetone	N	E84282	8260B	5/21/2009 8:11:00PM	9.9	9.9	ug/L	U
034215	Acrylonitrile	N	E84282	8260B	5/21/2009 8:11:00PM	1.2	1.2	ug/L	U
078124	Benzene	N	E84282	8260B	5/21/2009 8:11:00PM	0.5	0.5	ug/L	U
073085	Bromochloromethane	N	E84282	8260B	5/21/2009 8:11:00PM	0.58	0.58	ug/L	U
001077	Silver	N	E84282	6010B	6/9/2009 11:18:00AM	1	1	ug/L	U
000929	Sodium	N	E84282	6010B	6/9/2009 11:18:00AM	4	0.31	mg/L	
001012	Beryllium	N	E84282	6010B	6/9/2009 11:18:00AM	0.5	0.5	ug/L	U
081551	Xylenes, Total	N	E84282	8260B	5/21/2009 8:11:00PM	0.5	0.5	ug/L	U
039175	Vinyl chloride	N	E84282	8260B	5/21/2009 8:11:00PM	0.5	0.5	ug/L	U
077057	Vinyl acetate	N	E84282	8260B	5/21/2009 8:11:00PM	1.5	1.5	ug/L	U
032106	Trichloromethane	N	E84282	8260B	5/21/2009 8:11:00PM	0.9	0.9	ug/L	U
000610	Ammonia (as N)	N	E84282	350.1	5/22/2009 2:28:00PM	0.44	0.01	mg/L	
000940	Chloride	N	E84282	300	6/3/2009 10:02:00AM	10	0.2	mg/L	
001059	Thallium	N	E84282	6010B	6/9/2009 11:18:00AM	5	5	ug/L	U
034546	trans-1,2-Dichloroethene	N	E84282	8260B	5/21/2009 8:11:00PM	0.44	0.44	ug/L	U
001045	Iron	N	E84282	6010B	6/9/2009 11:18:00AM	1200	50	ug/L	
001097	Antimony	N	E84282	6010B	6/9/2009 11:18:00AM	4	4	ug/L	U
001042	Copper	N	E84282	6010B	6/9/2009 11:18:00AM	2.9	2.9	ug/L	U
001037	Cobalt	N	E84282	6010B	6/9/2009 11:18:00AM	2.6	2	ug/L	I
001034	Chromium	N	E84282	6010B	6/9/2009 11:18:00AM	2	2	ug/L	U
001051	Lead	N	E84282	6010B	6/9/2009 11:18:00AM	2	2	ug/L	U
032102	Carbon tetrachloride	N	E84282	8260B	5/21/2009 8:11:00PM	0.42	0.42	ug/L	U
000620	Nitrate as N	N	E84282	353.2	5/21/2009 2:39:00PM	0.1	0.1	mg/L	U
001087	Vanadium	N	E84282	6010B	6/9/2009 11:18:00AM	2.5	2.5	ug/L	U
001092	Zinc	N	E84282	6010B	6/9/2009 11:18:00AM	5	5	ug/L	U
000406	Field pH	N	E84282	DEP-SOP	5/20/2009 2:08:00PM	5.98		SU	
077424	Iodomethane	N	E84282	8260B	5/21/2009 8:11:00PM	2.5	2.5	ug/L	U
071900	Mercury	N	E84282	7470A	6/3/2009 5:15:00PM	0.072	0.072	ug/L	U
049263	trans-1,4-Dichloro-2-butene	N	E84282	8260B	5/21/2009 8:11:00PM	2.5	2.5	ug/L	U
034488	Trichlorofluoromethane	N	E84282	8260B	5/21/2009 8:11:00PM	2.5	2.5	ug/L	U
077128	Styrene	N	E84282	8260B	5/21/2009 8:11:00PM	0.98	0.98	ug/L	U
001007	Barium	N	E84282	6010B	6/9/2009 11:18:00AM	4.5	2	ug/L	I
034475	Tetrachloroethene	N	E84282	8260B	5/21/2009 8:11:00PM	0.5	0.5	ug/L	U
034010	Toluene	N	E84282	8260B	5/21/2009 8:11:00PM	0.51	0.51	ug/L	U
034699	trans-1,3-Dichloropropene	N	E84282	8260B	5/21/2009 8:11:00PM	0.14	0.14	ug/L	U
039180	Trichloroethene	N	E84282	8260B	5/21/2009 8:11:00PM	0.5	0.5	ug/L	U
034423	Methylene Chloride	N	E84282	8260B	5/21/2009 8:11:00PM	4	4	ug/L	U
070300	Total Dissolved Solids	N	E81005	SM 2540C	5/27/2009 9:48:00AM	140	10	mg/L	
001067	Nickel	N	E84282	6010B	6/9/2009 11:18:00AM	2	2	ug/L	U
034418	Chloromethane	N	E84282	8260B	5/21/2009 8:11:00PM	1	1	ug/L	U
001027	Cadmium	N	E84282	6010B	6/9/2009 11:18:00AM	1	1	ug/L	U
000010	Field Temperature	N	E84282	DEP-SOP	5/20/2009 2:08:00PM	23.62		Degrees C	
034496	1,1-Dichloroethane	N	E84282	8260B	5/21/2009 8:11:00PM	0.52	0.52	ug/L	U

* Well purging is the process of pumping the well prior to sampling in order to obtain a representative ground water sample.

Form Produced by FDEP Validator software

WACS Facility ID #: 41193
WACS Testsite ID #: 20531
WACS Testsite Name: TH-66
Water Classification: G-II
(i.e.: LC - Leachate, G-II, SW-IIIF)

* Well Purged prior to Sample Collection? (Y/N): Y

Sample Date/Time: 5/20/2009 2:08:00PM
Sampling Method: Unknown
Permitted Well Type: DE

(AS) Assessment
(BG) Background
(CO) Compliance
(DE) Detection
(DG) Downgradient
(IM) Intermediate
(IW) Irrigation Well
(OT) Other
(PZ) Piezometer
(SO) Source
(UP) Upgradient
(WS) Water Supply

STORET Code	Parameter Monitored	Field Filtered (Y/N)	NELAC Lab Certification # (DOHE)	Analysis Method	Analysis Date/Time	Analysis Result	Detection Limit	Units	Qual
034413	Bromomethane	N	E84282	8260B	5/21/2009 8:11:00PM	2.5	2.5	ug/L	U
077596	Dibromomethane	N	E84282	8260B	5/21/2009 8:11:00PM	0.41	0.41	ug/L	U
032105	Dibromochloromethane	N	E84282	8260B	5/21/2009 8:11:00PM	0.34	0.34	ug/L	U
082079	Turbidity	N	E84282	DEP-SOP	5/20/2009 2:08:00PM	6.9		NTU	
077093	cis-1,2-Dichloroethene	N	E84282	8260B	5/21/2009 8:11:00PM	0.65	0.65	ug/L	U
038437	1,2-Dibromo-3-Chloropropane	N	E81005	8011	5/25/2009 3:30:00AM	0.0026	0.0026	ug/L	JU
034311	Chloroethane	N	E84282	8260B	5/21/2009 8:11:00PM	2.5	2.5	ug/L	U
034301	Chlorobenzene	N	E84282	8260B	5/21/2009 8:11:00PM	0.63	0.63	ug/L	U
081595	2-Butanone	N	E84282	8260B	5/21/2009 8:11:00PM	8.4	8.4	ug/L	U
077041	Carbon disulfide	N	E84282	8260B	5/21/2009 8:11:00PM	0.85	0.85	ug/L	U
077103	2-Hexanone	N	E84282	8260B	5/21/2009 8:11:00PM	4.4	4.4	ug/L	U
032104	Bromoform	N	E84282	8260B	5/21/2009 8:11:00PM	0.58	0.58	ug/L	U
034704	cis-1,3-Dichloropropene	N	E84282	8260B	5/21/2009 8:11:00PM	0.14	0.14	ug/L	U
034501	1,1-Dichloroethene	N	E84282	8260B	5/21/2009 8:11:00PM	0.45	0.45	ug/L	U
001002	Arsenic	N	E84282	6010B	6/9/2009 11:18:00AM	4	4	ug/L	U
001147	Selenium	N	E84282	6010B	6/9/2009 11:18:00AM	5	5	ug/L	U
034516	1,1,2,2-Tetrachloroethane	N	E84282	8260B	5/21/2009 8:11:00PM	0.15	0.15	ug/L	U
034571	1,4-Dichlorobenzene	N	E84282	8260B	5/21/2009 8:11:00PM	0.52	0.52	ug/L	U
034541	1,2-Dichloropropane	N	E84282	8260B	5/21/2009 8:11:00PM	0.52	0.52	ug/L	U
034531	1,2-Dichloroethane	N	E84282	8260B	5/21/2009 8:11:00PM	0.57	0.57	ug/L	U
000094	Specific Conductance	N	E84282	DEP-SOP	5/20/2009 2:08:00PM	222		umhos/cm	
077443	1,2,3-Trichloropropane	N	E84282	8260B	5/21/2009 8:11:00PM	0.18	0.18	ug/L	U
032101	Bromodichloromethane	N	E84282	8260B	5/21/2009 8:11:00PM	0.35	0.35	ug/L	U
000299	Oxygen, Dissolved	N	E84282	DEP-SOP	5/20/2009 2:08:00PM	1.09		mg/L	
034511	1,1,2-Trichloroethane	N	E84282	8260B	5/21/2009 8:11:00PM	0.47	0.47	ug/L	U
081596	4-Methyl-2-pentanone	N	E84282	8260B	5/21/2009 8:11:00PM	3.8	3.8	ug/L	U
034506	1,1,1-Trichloroethane	N	E84282	8260B	5/21/2009 8:11:00PM	0.46	0.46	ug/L	U
077562	1,1,1,2-Tetrachloroethane	N	E84282	8260B	5/21/2009 8:11:00PM	0.63	0.63	ug/L	U
077651	Ethylene Dibromide	N	E81005	8011	5/25/2009 3:30:00AM	0.0042	0.0042	ug/L	JU
034536	1,2-Dichlorobenzene	N	E84282	8260B	5/21/2009 8:11:00PM	0.44	0.44	ug/L	U

Total Parameters Monitored: 74

* Well purging is the process of pumping the well prior to sampling in order to obtain a representative ground water sample.

TestAmerica
THE LEADER IN ENVIRONMENTAL TESTING

ANALYTICAL REPORT

Job Number: 660-29497-1

Job Description: Southeast Landfill Well Monitoring

For:
Hillsborough County
Solid Waste Management Department
601 East Kennedy Blvd
24th Floor County Center
Tampa, FL 33601

Attention: Mr. David S Adams

Approved for release.
Nancy Robertson
Project Manager II
6/29/2009 3:43 PM

Nancy Robertson
Project Manager II
nancy.robertson@testamericainc.com
06/29/2009

cc: Mr. Jim Clayton
Mr. Michael Townsel

Methods: FDEP, DOH Certification #: TestAmerica Tampa E84282, TestAmerica Tallahassee E81005
These test results meet all the requirements of NELAC unless specified in the case narrative. All questions regarding this test report should be directed to the TestAmerica Project Manager who signed this test report. The estimated uncertainty associated with these reported results is available upon request. The results contained in this test report relate only to these samples included herein.

Job Narrative
660-J29497-1

Receipt
All samples were received in good condition within temperature requirements.

GC/MS VOA
Method 8260B: The matrix spike (MS) recoveries for batch 79575 associated with sample TH-38-B were outside control limits. The associated laboratory control sample (LCS) met acceptance criteria. The sample is flagged with J3.

General Chemistry
Method 350.1: The matrix spike / matrix spike duplicate (MS/MSD) recoveries for batch 79869 associated with sample TH-64 were outside control limits. The associated laboratory control sample (LCS) met acceptance criteria. The sample is flagged with J3.

Metals
Method 6010B: The matrix spike (MS) recovery for batch 80125 was outside control limits for Sodium. The associated laboratory control sample (LCS) met acceptance criteria

EXECUTIVE SUMMARY - Detections

Client: Hillsborough County

Job Number: 660-29497-1

Lab Sample ID / Analyte	Client Sample ID	Result / Qualifier		Reporting Limit	Units	Method
660-29497-1	**TH-64**					
Field pH		5.19			SU	Field Sampling
Field Temperature		24.08			Degrees C	Field Sampling
Oxygen, Dissolved		1.74			mg/L	Field Sampling
Specific Conductance		274			umhos/cm	Field Sampling
Turbidity		6.6			NTU	Field Sampling
Chloride		19		0.50	mg/L	300.0
Ammonia (as N)		0.54	J3	0.020	mg/L	350.1
Nitrate as N		0.14	I	0.50	mg/L	353.2
Total Dissolved Solids		170		5.0	mg/L	SM 2540C
Total Recoverable						
Barium		23		10	ug/L	6010B
Cadmium		1.1	I	4.0	ug/L	6010B
Chromium		2.4	I	10	ug/L	6010B
Iron		300		200	ug/L	6010B
Sodium		7.2		0.50	mg/L	6010B
Vanadium		6.0	I	10	ug/L	6010B
Zinc		24		20	ug/L	6010B
660-29497-2	**TH-38-B**					
Mercury		0.12	I	0.20	ug/L	7470A
Field pH		5.46			SU	Field Sampling
Field Temperature		25.41			Degrees C	Field Sampling
Oxygen, Dissolved		3.22			mg/L	Field Sampling
Specific Conductance		127			umhos/cm	Field Sampling
Turbidity		742			NTU	Field Sampling
Chloride		8.0		0.50	mg/L	300.0
Ammonia (as N)		3.9		0.020	mg/L	350.1
Total Dissolved Solids		320		5.0	mg/L	SM 2540C
Total Recoverable						
Arsenic		8.8	I	10	ug/L	6010B
Barium		690		10	ug/L	6010B
Beryllium		2.1		2.0	ug/L	6010B
Chromium		62		10	ug/L	6010B
Cobalt		5.4	I	10	ug/L	6010B
Copper		7.2	I	10	ug/L	6010B
Iron		7200		200	ug/L	6010B
Lead		42		10	ug/L	6010B
Nickel		47		8.0	ug/L	6010B
Selenium		10	I	20	ug/L	6010B
Sodium		5.9		0.50	mg/L	6010B
Vanadium		44		10	ug/L	6010B
Zinc		12	I	20	ug/L	6010B

EXECUTIVE SUMMARY - Detections

Client: Hillsborough County

Job Number: 660-29497-1

Lab Sample ID / Analyte	Client Sample ID	Result / Qualifier		Reporting Limit	Units	Method
660-29497-3	**TH-61A**					
Mercury		0.22		0.20	ug/L	7470A
Field pH		5.47			SU	Field Sampling
Field Temperature		25.11			Degrees C	Field Sampling
Oxygen, Dissolved		3.07			mg/L	Field Sampling
Specific Conductance		119			umhos/cm	Field Sampling
Turbidity		25.3			NTU	Field Sampling
Chloride		6.8		0.50	mg/L	300.0
Ammonia (as N)		0.76		0.020	mg/L	350.1
Total Dissolved Solids		90		5.0	mg/L	SM 2540C
Total Recoverable						
Barium		71		10	ug/L	6010B
Chromium		6.5	I	10	ug/L	6010B
Iron		780		200	ug/L	6010B
Lead		4.0	I	10	ug/L	6010B
Sodium		4.7		0.50	mg/L	6010B
Vanadium		8.2	I	10	ug/L	6010B
Zinc		9.3	I	20	ug/L	6010B
660-29497-4	**TH-67**					
Field pH		6.55			SU	Field Sampling
Field Temperature		23.12			Degrees C	Field Sampling
Oxygen, Dissolved		4.09			mg/L	Field Sampling
Specific Conductance		670			umhos/cm	Field Sampling
Turbidity		2.5			NTU	Field Sampling
Chloride		49		0.50	mg/L	300.0
Ammonia (as N)		0.60		0.020	mg/L	350.1
Total Dissolved Solids		370		10	mg/L	SM 2540C
Total Recoverable						
Barium		4.9	I	10	ug/L	6010B
Iron		8500		200	ug/L	6010B
Nickel		3.0	I	8.0	ug/L	6010B
Sodium		28		0.50	mg/L	6010B
Vanadium		3.5	I	10	ug/L	6010B

METHOD SUMMARY

Client: Hillsborough County

Job Number: 660-29497-1

Description	Lab Location	Method	Preparation Method
Matrix: Water			
Volatile Organic Compounds (GC/MS)	TAL TAM	SW846 8260B	
Purge and Trap	TAL TAM		SW846 5030B
EDB	TAL TAL	EPA 8011	
Microextraction	TAL TAL		SW846 8011
Metals (ICP)	TAL TAM	SW846 6010B	
Preparation, Total Recoverable or Dissolved Metals	TAL TAM		SW846 3005A
Mercury (CVAA)	TAL TAM	SW846 7470A	
Preparation, Mercury	TAL TAM		SW846 7470A
Anions, Ion Chromatography	TAL TAM	MCAWW 300.0	
Nitrogen, Ammonia	TAL TAM	MCAWW 350.1	
Nitrate	TAL TAM	MCAWW 353.2	
Solids, Total Dissolved (TDS)	TAL TAL	SM SM 2540C	
Field Sampling	TAL TAM	EPA Field Sampling	

Lab References:

TAL TAL = TestAmerica Tallahassee

TAL TAM = TestAmerica Tampa

Method References:

EPA = US Environmental Protection Agency

MCAWW = "Methods For Chemical Analysis Of Water And Wastes", EPA-600/4-79-020, March 1983 And Subsequent Revisions.

SM = "Standard Methods For The Examination Of Water And Wastewater",

SW846 = "Test Methods For Evaluating Solid Waste, Physical/Chemical Methods", Third Edition, November 1986 And Its Updates.

TestAmerica
THE LEADER IN ENVIRONMENTAL TESTING

METHOD / ANALYST SUMMARY

Client: Hillsborough County

Job Number: 660-29497-1

Method	Analyst	Analyst ID
SW846 8260B	Campbell, Ed	EC
EPA 8011	Kelly, Cheryl A	CAK
SW846 6010B	Fox, Greg	GF
SW846 7470A	Canales, Richard	RC
EPA Field Sampling	Atkins, Amy	AA
MCAWW 300.0	Alvarez, Luz	LA
MCAWW 350.1	Griffith, Kelly L	KLG
MCAWW 353.2	Steward, Tiffany	TS
SM SM 2540C	Wilkerson, Shelette	SW

SAMPLE SUMMARY

Client: Hillsborough County

Job Number: 660-29497-1

Lab Sample ID	Client Sample ID	Client Matrix	Date/Time Sampled	Date/Time Received
660-29497-1	TH-64	Water	05/21/2009 1155	05/21/2009 1415
660-29497-2	TH-38-B	Water	05/21/2009 1029	05/21/2009 1415
660-29497-3	TH-61A	Water	05/21/2009 1115	05/21/2009 1415
660-29497-4	TH-67	Water	05/21/2009 1032	05/21/2009 1415
660-29497-5	Travel Blank	Water	05/21/2009 0000	05/21/2009 1415

Mr. David S Adams
Hillsborough County
Solid Waste Management Department
601 East Kennedy Blvd
24th Floor County Center
Tampa, FL 33601

Job Number: 660-29497-1

Client Sample ID: TH-64
Lab Sample ID: 660-29497-1

Date Sampled: 05/21/2009 1155
Date Received: 05/21/2009 1415
Client Matrix: Water

Analyte	Result/Qualifier		Unit	MDL	PQL	Dilution
Method: 8260B			Date Analyzed:	05/22/2009 1428		
Prep Method: 5030B			Date Prepared:	05/22/2009 1428		
Acetone	9.9	U	ug/L	9.9	20	1.0
Acrylonitrile	1.2	U	ug/L	1.2	100	1.0
Benzene	0.50	U	ug/L	0.50	1.0	1.0
Bromochloromethane	0.58	U	ug/L	0.58	1.0	1.0
Bromodichloromethane	0.35	U	ug/L	0.35	1.0	1.0
Bromoform	0.58	U	ug/L	0.58	1.0	1.0
Bromomethane	2.5	U	ug/L	2.5	5.0	1.0
2-Butanone	8.4	U	ug/L	8.4	10	1.0
Carbon disulfide	0.85	U	ug/L	0.85	1.0	1.0
Carbon tetrachloride	0.42	U	ug/L	0.42	1.0	1.0
Chlorobenzene	0.63	U	ug/L	0.63	1.0	1.0
Chloroethane	2.5	U	ug/L	2.5	5.0	1.0
Chloromethane	1.0	U	ug/L	1.0	4.0	1.0
cis-1,2-Dichloroethene	0.65	U	ug/L	0.65	1.0	1.0
cis-1,3-Dichloropropene	0.14	U	ug/L	0.14	1.0	1.0
Dibromochloromethane	0.34	U	ug/L	0.34	1.0	1.0
Dibromomethane	0.41	U	ug/L	0.41	1.0	1.0
1,2-Dichlorobenzene	0.44	U	ug/L	0.44	1.0	1.0
1,4-Dichlorobenzene	0.52	U	ug/L	0.52	1.0	1.0
1,1-Dichloroethane	0.52	U	ug/L	0.52	1.0	1.0
1,2-Dichloroethane	0.57	U	ug/L	0.57	1.0	1.0
1,1-Dichloroethene	0.45	U	ug/L	0.45	1.0	1.0
1,2-Dichloropropane	0.52	U	ug/L	0.52	1.0	1.0
Ethylbenzene	0.44	U	ug/L	0.44	1.0	1.0
2-Hexanone	4.4	U	ug/L	4.4	10	1.0
Iodomethane	2.5	U	ug/L	2.5	5.0	1.0
Methylene Chloride	4.0	U	ug/L	4.0	5.0	1.0
4-Methyl-2-pentanone	3.8	U	ug/L	3.8	10	1.0
Styrene	0.98	U	ug/L	0.98	2.0	1.0
1,1,1,2-Tetrachloroethane	0.63	U	ug/L	0.63	1.0	1.0
1,1,2,2-Tetrachloroethane	0.15	U	ug/L	0.15	1.0	1.0
Tetrachloroethene	0.50	U	ug/L	0.50	1.0	1.0
Toluene	0.51	U	ug/L	0.51	1.0	1.0
trans-1,4-Dichloro-2-butene	2.5	U	ug/L	2.5	10	1.0
trans-1,2-Dichloroethene	0.44	U	ug/L	0.44	1.0	1.0
trans-1,3-Dichloropropene	0.14	U	ug/L	0.14	1.0	1.0
1,1,1-Trichloroethane	0.46	U	ug/L	0.46	1.0	1.0
1,1,2-Trichloroethane	0.47	U	ug/L	0.47	1.0	1.0
Trichloroethene	0.50	U	ug/L	0.50	1.0	1.0

Mr. David S Adams
Hillsborough County
Solid Waste Management Department
601 East Kennedy Blvd
24th Floor County Center
Tampa, FL 33601

Job Number: 660-29497-1

Client Sample ID: TH-64
Lab Sample ID: 660-29497-1

Date Sampled: 05/21/2009 1155
Date Received: 05/21/2009 1415
Client Matrix: Water

Analyte	Result/Qualifier		Unit	MDL	PQL	Dilution
Trichlorofluoromethane	2.5	U	ug/L	2.5	5.0	1.0
Trichloromethane	0.90	U	ug/L	0.90	1.0	1.0
1,2,3-Trichloropropane	0.18	U	ug/L	0.18	1.0	1.0
Vinyl acetate	1.5	U	ug/L	1.5	10	1.0
Vinyl chloride	0.50	U	ug/L	0.50	1.0	1.0
Xylenes, Total	0.50	U	ug/L	0.50	3.0	1.0
Surrogate					Acceptance Limits	
4-Bromofluorobenzene	97		%		70 - 130	
Dibromofluoromethane	101		%		70 - 130	
Toluene-d8 (Surr)	99		%		70 - 130	
Method: 8011			Date Analyzed:		06/02/2009 2220	
Prep Method: 8011			Date Prepared:		06/02/2009 1330	
1,2-Dibromo-3-Chloropropane	0.0026	U	ug/L	0.0026	0.019	1.0
Ethylene Dibromide	0.0042	U	ug/L	0.0042	0.019	1.0
Method: Total Recoverable-6010B			Date Analyzed:		06/10/2009 1028	
Prep Method: 3005A			Date Prepared:		06/05/2009 1035	
Antimony	4.0	U	ug/L	4.0	20	1.0
Arsenic	4.0	U	ug/L	4.0	10	1.0
Barium	23		ug/L	2.0	10	1.0
Beryllium	0.50	U	ug/L	0.50	2.0	1.0
Cadmium	1.1	I	ug/L	1.0	4.0	1.0
Chromium	2.4	I	ug/L	2.0	10	1.0
Cobalt	2.0	U	ug/L	2.0	10	1.0
Copper	2.9	U	ug/L	2.9	10	1.0
Iron	300		ug/L	50	200	1.0
Lead	2.0	U	ug/L	2.0	10	1.0
Nickel	2.0	U	ug/L	2.0	8.0	1.0
Selenium	5.0	U	ug/L	5.0	20	1.0
Silver	1.0	U	ug/L	1.0	4.0	1.0
Sodium	7.2		mg/L	0.31	0.50	1.0
Thallium	5.0	U	ug/L	5.0	20	1.0
Vanadium	6.0	I	ug/L	2.5	10	1.0
Zinc	24		ug/L	5.0	20	1.0
Method: 7470A			Date Analyzed:		06/04/2009 1626	
Prep Method: 7470A			Date Prepared:		06/04/2009 0900	
Mercury	0.072	U	ug/L	0.072	0.20	1.0
Method: 300.0			Date Analyzed:		06/04/2009 2213	
Chloride	19		mg/L	0.20	0.50	1.0

Mr. David S Adams
Hillsborough County
Solid Waste Management Department
601 East Kennedy Blvd
24th Floor County Center
Tampa, FL 33601

Job Number: 660-29497-1

Client Sample ID: TH-64
Lab Sample ID: 660-29497-1

Date Sampled: 05/21/2009 1155
Date Received: 05/21/2009 1415
Client Matrix: Water

Analyte	Result/Qualifier		Unit	MDL	PQL	Dilution
Method: 350.1			Date Analyzed:	06/01/2009 1356		
Ammonia (as N)	0.54	J3	mg/L	0.010	0.020	1.0
Method: 353.2			Date Analyzed:	05/22/2009 0920		
Nitrate as N	0.14	I	mg/L	0.10	0.50	1.0
Method: SM 2540C			Date Analyzed:	05/28/2009 0920		
Total Dissolved Solids	170		mg/L	5.0	5.0	1.0

Mr. David S Adams
Hillsborough County
Solid Waste Management Department
601 East Kennedy Blvd
24th Floor County Center
Tampa, FL 33601

Job Number: 660-29497-1

Client Sample ID: TH-64
Lab Sample ID: 660-29497-1

Date Sampled: 05/21/2009 1155
Date Received: 05/21/2009 1415
Client Matrix: Water

Analyte	Result/Qualifier	Unit	NONE	NONE	Dilution
Method: Field Sampling		Date Analyzed:	05/21/2009 1155		
Field pH	5.19	SU			1.0
Field Temperature	24.08	Degrees C			1.0
Oxygen, Dissolved	1.74	mg/L			1.0
Specific Conductance	274	umhos/cm			1.0
Turbidity	6.6	NTU			1.0

Mr. David S Adams
Hillsborough County
Solid Waste Management Department
601 East Kennedy Blvd
24th Floor County Center
Tampa, FL 33601

Job Number: 660-29497-1

Client Sample ID: TH-38-B
Lab Sample ID: 660-29497-2

Date Sampled: 05/21/2009 1029
Date Received: 05/21/2009 1415
Client Matrix: Water

Analyte	Result/Qualifier		Unit	MDL	PQL	Dilution
Method: 8260B			Date Analyzed:	05/22/2009 1445		
Prep Method: 5030B			Date Prepared:	05/22/2009 1445		
Acetone	9.9	U J3	ug/L	9.9	20	1.0
Acrylonitrile	1.2	U	ug/L	1.2	100	1.0
Benzene	0.50	U J3	ug/L	0.50	1.0	1.0
Bromochloromethane	0.58	U J3	ug/L	0.58	1.0	1.0
Bromodichloromethane	0.35	U J3	ug/L	0.35	1.0	1.0
Bromoform	0.58	U J3	ug/L	0.58	1.0	1.0
Bromomethane	2.5	U	ug/L	2.5	5.0	1.0
2-Butanone	8.4	U J3	ug/L	8.4	10	1.0
Carbon disulfide	0.85	U	ug/L	0.85	1.0	1.0
Carbon tetrachloride	0.42	U J3	ug/L	0.42	1.0	1.0
Chlorobenzene	0.63	U J3	ug/L	0.63	1.0	1.0
Chloroethane	2.5	U	ug/L	2.5	5.0	1.0
Chloromethane	1.0	U J3	ug/L	1.0	4.0	1.0
cis-1,2-Dichloroethene	0.65	U J3	ug/L	0.65	1.0	1.0
cis-1,3-Dichloropropene	0.14	U J3	ug/L	0.14	1.0	1.0
Dibromochloromethane	0.34	U J3	ug/L	0.34	1.0	1.0
Dibromomethane	0.41	U J3	ug/L	0.41	1.0	1.0
1,2-Dichlorobenzene	0.44	U J3	ug/L	0.44	1.0	1.0
1,4-Dichlorobenzene	0.52	U J3	ug/L	0.52	1.0	1.0
1,1-Dichloroethane	0.52	U J3	ug/L	0.52	1.0	1.0
1,2-Dichloroethane	0.57	U J3	ug/L	0.57	1.0	1.0
1,1-Dichloroethene	0.45	U J3	ug/L	0.45	1.0	1.0
1,2-Dichloropropane	0.52	U J3	ug/L	0.52	1.0	1.0
Ethylbenzene	0.44	U J3	ug/L	0.44	1.0	1.0
2-Hexanone	4.4	U J3	ug/L	4.4	10	1.0
Iodomethane	2.5	U	ug/L	2.5	5.0	1.0
Methylene Chloride	4.0	U J3	ug/L	4.0	5.0	1.0
4-Methyl-2-pentanone	3.8	U J3	ug/L	3.8	10	1.0
Styrene	0.98	U J3	ug/L	0.98	2.0	1.0
1,1,1,2-Tetrachloroethane	0.63	U J3	ug/L	0.63	1.0	1.0
1,1,2,2-Tetrachloroethane	0.15	U J3	ug/L	0.15	1.0	1.0
Tetrachloroethene	0.50	U J3	ug/L	0.50	1.0	1.0
Toluene	0.51	U J3	ug/L	0.51	1.0	1.0
trans-1,4-Dichloro-2-butene	2.5	U	ug/L	2.5	10	1.0
trans-1,2-Dichloroethene	0.44	U J3	ug/L	0.44	1.0	1.0
trans-1,3-Dichloropropene	0.14	U J3	ug/L	0.14	1.0	1.0
1,1,1-Trichloroethane	0.46	U J3	ug/L	0.46	1.0	1.0
1,1,2-Trichloroethane	0.47	U J3	ug/L	0.47	1.0	1.0
Trichloroethene	0.50	U J3	ug/L	0.50	1.0	1.0

Mr. David S Adams
Hillsborough County
Solid Waste Management Department
601 East Kennedy Blvd
24th Floor County Center
Tampa, FL 33601

Job Number: 660-29497-1

Client Sample ID: TH-38-B
Lab Sample ID: 660-29497-2

Date Sampled: 05/21/2009 1029
Date Received: 05/21/2009 1415
Client Matrix: Water

Analyte	Result/Qualifier		Unit	MDL	PQL	Dilution
Trichlorofluoromethane	2.5	U J3	ug/L	2.5	5.0	1.0
Trichloromethane	0.90	U J3	ug/L	0.90	1.0	1.0
1,2,3-Trichloropropane	0.18	U J3	ug/L	0.18	1.0	1.0
Vinyl acetate	1.5	U	ug/L	1.5	10	1.0
Vinyl chloride	0.50	U J3	ug/L	0.50	1.0	1.0
Xylenes, Total	0.50	U	ug/L	0.50	3.0	1.0
Surrogate					Acceptance Limits	
4-Bromofluorobenzene	98		%		70 - 130	
Dibromofluoromethane	99		%		70 - 130	
Toluene-d8 (Surr)	99		%		70 - 130	
Method: 8011			Date Analyzed:	06/02/2009 2233		
Prep Method: 8011			Date Prepared:	06/02/2009 1330		
1,2-Dibromo-3-Chloropropane	0.0026	U	ug/L	0.0026	0.019	1.0
Ethylene Dibromide	0.0042	U	ug/L	0.0042	0.019	1.0
Method: Total Recoverable-6010B			Date Analyzed:	06/10/2009 1034		
Prep Method: 3005A			Date Prepared:	06/05/2009 1035		
Antimony	4.0	U	ug/L	4.0	20	1.0
Arsenic	8.8	I	ug/L	4.0	10	1.0
Barium	690		ug/L	2.0	10	1.0
Beryllium	2.1		ug/L	0.50	2.0	1.0
Cadmium	1.0	U	ug/L	1.0	4.0	1.0
Chromium	62		ug/L	2.0	10	1.0
Cobalt	5.4	I	ug/L	2.0	10	1.0
Copper	7.2	I	ug/L	2.9	10	1.0
Iron	7200		ug/L	50	200	1.0
Lead	42		ug/L	2.0	10	1.0
Nickel	47		ug/L	2.0	8.0	1.0
Selenium	10	I	ug/L	5.0	20	1.0
Silver	1.0	U	ug/L	1.0	4.0	1.0
Sodium	5.9		mg/L	0.31	0.50	1.0
Thallium	5.0	U	ug/L	5.0	20	1.0
Vanadium	44		ug/L	2.5	10	1.0
Zinc	12	I	ug/L	5.0	20	1.0
Method: 7470A			Date Analyzed:	06/04/2009 1632		
Prep Method: 7470A			Date Prepared:	06/04/2009 0900		
Mercury	0.12	I	ug/L	0.072	0.20	1.0
Method: 300.0			Date Analyzed:	06/04/2009 2256		
Chloride	8.0		mg/L	0.20	0.50	1.0

TestAmerica
THE LEADER IN ENVIRONMENTAL TESTING

Mr. David S Adams
Hillsborough County
Solid Waste Management Department
601 East Kennedy Blvd
24th Floor County Center
Tampa, FL 33601

Job Number: 660-29497-1

Client Sample ID: TH-38-B
Lab Sample ID: 660-29497-2

Date Sampled: 05/21/2009 1029
Date Received: 05/21/2009 1415
Client Matrix: Water

Analyte	Result/Qualifier		Unit	MDL	PQL	Dilution
Method: 350.1			Date Analyzed:		06/01/2009 1400	
Ammonia (as N)	3.9		mg/L	0.010	0.020	1.0
Method: 353.2			Date Analyzed:		05/22/2009 0920	
Nitrate as N	0.10	U	mg/L	0.10	0.50	1.0
Method: SM 2540C			Date Analyzed:		05/28/2009 0920	
Total Dissolved Solids	320		mg/L	5.0	5.0	1.0

Mr. David S Adams
Hillsborough County
Solid Waste Management Department
601 East Kennedy Blvd
24th Floor County Center
Tampa, FL 33601

Job Number: 660-29497-1

Client Sample ID: TH-38-B
Lab Sample ID: 660-29497-2

Date Sampled: 05/21/2009 1029
Date Received: 05/21/2009 1415
Client Matrix: Water

Analyte	Result/Qualifier	Unit	NONE	NONE	Dilution
Method: Field Sampling		Date Analyzed:	05/21/2009 1029		
Field pH	5.46	SU			1.0
Field Temperature	25.41	Degrees C			1.0
Oxygen, Dissolved	3.22	mg/L			1.0
Specific Conductance	127	umhos/cm			1.0
Turbidity	742	NTU			1.0

Mr. David S Adams
Hillsborough County
Solid Waste Management Department
601 East Kennedy Blvd
24th Floor County Center
Tampa, FL 33601

Job Number: 660-29497-1

Client Sample ID: TH-61A
Lab Sample ID: 660-29497-3

Date Sampled: 05/21/2009 1115
Date Received: 05/21/2009 1415
Client Matrix: Water

Analyte	Result/Qualifier		Unit	MDL	PQL	Dilution
Method: 8260B			Date Analyzed:	05/22/2009 1502		
Prep Method: 5030B			Date Prepared:	05/22/2009 1502		
Acetone	9.9	U	ug/L	9.9	20	1.0
Acrylonitrile	1.2	U	ug/L	1.2	100	1.0
Benzene	0.50	U	ug/L	0.50	1.0	1.0
Bromochloromethane	0.58	U	ug/L	0.58	1.0	1.0
Bromodichloromethane	0.35	U	ug/L	0.35	1.0	1.0
Bromoform	0.58	U	ug/L	0.58	1.0	1.0
Bromomethane	2.5	U	ug/L	2.5	5.0	1.0
2-Butanone	8.4	U	ug/L	8.4	10	1.0
Carbon disulfide	0.85	U	ug/L	0.85	1.0	1.0
Carbon tetrachloride	0.42	U	ug/L	0.42	1.0	1.0
Chlorobenzene	0.63	U	ug/L	0.63	1.0	1.0
Chloroethane	2.5	U	ug/L	2.5	5.0	1.0
Chloromethane	1.0	U	ug/L	1.0	4.0	1.0
cis-1,2-Dichloroethene	0.65	U	ug/L	0.65	1.0	1.0
cis-1,3-Dichloropropene	0.14	U	ug/L	0.14	1.0	1.0
Dibromochloromethane	0.34	U	ug/L	0.34	1.0	1.0
Dibromomethane	0.41	U	ug/L	0.41	1.0	1.0
1,2-Dichlorobenzene	0.44	U	ug/L	0.44	1.0	1.0
1,4-Dichlorobenzene	0.52	U	ug/L	0.52	1.0	1.0
1,1-Dichloroethane	0.52	U	ug/L	0.52	1.0	1.0
1,2-Dichloroethane	0.57	U	ug/L	0.57	1.0	1.0
1,1-Dichloroethene	0.45	U	ug/L	0.45	1.0	1.0
1,2-Dichloropropane	0.52	U	ug/L	0.52	1.0	1.0
Ethylbenzene	0.44	U	ug/L	0.44	1.0	1.0
2-Hexanone	4.4	U	ug/L	4.4	10	1.0
Iodomethane	2.5	U	ug/L	2.5	5.0	1.0
Methylene Chloride	4.0	U	ug/L	4.0	5.0	1.0
4-Methyl-2-pentanone	3.8	U	ug/L	3.8	10	1.0
Styrene	0.98	U	ug/L	0.98	2.0	1.0
1,1,1,2-Tetrachloroethane	0.63	U	ug/L	0.63	1.0	1.0
1,1,2,2-Tetrachloroethane	0.15	U	ug/L	0.15	1.0	1.0
Tetrachloroethene	0.50	U	ug/L	0.50	1.0	1.0
Toluene	0.51	U	ug/L	0.51	1.0	1.0
trans-1,4-Dichloro-2-butene	2.5	U	ug/L	2.5	10	1.0
trans-1,2-Dichloroethene	0.44	U	ug/L	0.44	1.0	1.0
trans-1,3-Dichloropropene	0.14	U	ug/L	0.14	1.0	1.0
1,1,1-Trichloroethane	0.46	U	ug/L	0.46	1.0	1.0
1,1,2-Trichloroethane	0.47	U	ug/L	0.47	1.0	1.0
Trichloroethene	0.50	U	ug/L	0.50	1.0	1.0

Mr. David S Adams
Hillsborough County
Solid Waste Management Department
601 East Kennedy Blvd
24th Floor County Center
Tampa, FL 33601

Job Number: 660-29497-1

Client Sample ID: TH-61A
Lab Sample ID: 660-29497-3

Date Sampled: 05/21/2009 1115
Date Received: 05/21/2009 1415
Client Matrix: Water

Analyte	Result/Qualifier		Unit	MDL	PQL	Dilution
Trichlorofluoromethane	2.5	U	ug/L	2.5	5.0	1.0
Trichloromethane	0.90	U	ug/L	0.90	1.0	1.0
1,2,3-Trichloropropane	0.18	U	ug/L	0.18	1.0	1.0
Vinyl acetate	1.5	U	ug/L	1.5	10	1.0
Vinyl chloride	0.50	U	ug/L	0.50	1.0	1.0
Xylenes, Total	0.50	U	ug/L	0.50	3.0	1.0
Surrogate					Acceptance Limits	
4-Bromofluorobenzene	98		%		70 - 130	
Dibromofluoromethane	101		%		70 - 130	
Toluene-d8 (Surr)	98		%		70 - 130	
Method: 8011			Date Analyzed:		06/02/2009 2247	
Prep Method: 8011			Date Prepared:		06/02/2009 1330	
1,2-Dibromo-3-Chloropropane	0.0026	U	ug/L	0.0026	0.019	1.0
Ethylene Dibromide	0.0042	U	ug/L	0.0042	0.019	1.0
Method: Total Recoverable-6010B			Date Analyzed:		06/10/2009 1040	
Prep Method: 3005A			Date Prepared:		06/05/2009 1035	
Antimony	4.0	U	ug/L	4.0	20	1.0
Arsenic	4.0	U	ug/L	4.0	10	1.0
Barium	71		ug/L	2.0	10	1.0
Beryllium	0.50	U	ug/L	0.50	2.0	1.0
Cadmium	1.0	U	ug/L	1.0	4.0	1.0
Chromium	6.5	I	ug/L	2.0	10	1.0
Cobalt	2.0	U	ug/L	2.0	10	1.0
Copper	2.9	U	ug/L	2.9	10	1.0
Iron	780		ug/L	50	200	1.0
Lead	4.0	I	ug/L	2.0	10	1.0
Nickel	2.0	U	ug/L	2.0	8.0	1.0
Selenium	5.0	U	ug/L	5.0	20	1.0
Silver	1.0	U	ug/L	1.0	4.0	1.0
Sodium	4.7		mg/L	0.31	0.50	1.0
Thallium	5.0	U	ug/L	5.0	20	1.0
Vanadium	8.2	I	ug/L	2.5	10	1.0
Zinc	9.3	I	ug/L	5.0	20	1.0
Method: 7470A			Date Analyzed:		06/04/2009 1634	
Prep Method: 7470A			Date Prepared:		06/04/2009 0900	
Mercury	0.22		ug/L	0.072	0.20	1.0
Method: 300.0			Date Analyzed:		06/04/2009 2338	
Chloride	6.8		mg/L	0.20	0.50	1.0

Mr. David S Adams
Hillsborough County
Solid Waste Management Department
601 East Kennedy Blvd
24th Floor County Center
Tampa, FL 33601

Job Number: 660-29497-1

Client Sample ID: TH-61A
Lab Sample ID: 660-29497-3

Date Sampled: 05/21/2009 1115
Date Received: 05/21/2009 1415
Client Matrix: Water

Analyte	Result/Qualifier		Unit	MDL	PQL	Dilution
Method: 350.1			Date Analyzed:	06/01/2009 1401		
Ammonia (as N)	0.76		mg/L	0.010	0.020	1.0
Method: 353.2			Date Analyzed:	05/22/2009 0920		
Nitrate as N	0.10	U	mg/L	0.10	0.50	1.0
Method: SM 2540C			Date Analyzed:	05/28/2009 0920		
Total Dissolved Solids	90		mg/L	5.0	5.0	1.0

Mr. David S Adams
Hillsborough County
Solid Waste Management Department
601 East Kennedy Blvd
24th Floor County Center
Tampa, FL 33601

Job Number: 660-29497-1

Client Sample ID: TH-61A
Lab Sample ID: 660-29497-3

Date Sampled: 05/21/2009 1115
Date Received: 05/21/2009 1415
Client Matrix: Water

Analyte	Result/Qualifier	Unit	NONE	NONE	Dilution
Method: Field Sampling		Date Analyzed:	05/21/2009 1115		
Field pH	5.47	SU			1.0
Field Temperature	25.11	Degrees C			1.0
Oxygen, Dissolved	3.07	mg/L			1.0
Specific Conductance	119	umhos/cm			1.0
Turbidity	25.3	NTU			1.0

Mr. David S Adams
Hillsborough County
Solid Waste Management Department
601 East Kennedy Blvd
24th Floor County Center
Tampa, FL 33601

Job Number: 660-29497-1

Client Sample ID: TH-67
Lab Sample ID: 660-29497-4

Date Sampled: 05/21/2009 1032
Date Received: 05/21/2009 1415
Client Matrix: Water

Analyte	Result/Qualifier		Unit	MDL	PQL	Dilution
Method: 8260B			Date Analyzed:	05/22/2009 1519		
Prep Method: 5030B			Date Prepared:	05/22/2009 1519		
Acetone	9.9	U	ug/L	9.9	20	1.0
Acrylonitrile	1.2	U	ug/L	1.2	100	1.0
Benzene	0.50	U	ug/L	0.50	1.0	1.0
Bromochloromethane	0.58	U	ug/L	0.58	1.0	1.0
Bromodichloromethane	0.35	U	ug/L	0.35	1.0	1.0
Bromoform	0.58	U	ug/L	0.58	1.0	1.0
Bromomethane	2.5	U	ug/L	2.5	5.0	1.0
2-Butanone	8.4	U	ug/L	8.4	10	1.0
Carbon disulfide	0.85	U	ug/L	0.85	1.0	1.0
Carbon tetrachloride	0.42	U	ug/L	0.42	1.0	1.0
Chlorobenzene	0.63	U	ug/L	0.63	1.0	1.0
Chloroethane	2.5	U	ug/L	2.5	5.0	1.0
Chloromethane	1.0	U	ug/L	1.0	4.0	1.0
cis-1,2-Dichloroethene	0.65	U	ug/L	0.65	1.0	1.0
cis-1,3-Dichloropropene	0.14	U	ug/L	0.14	1.0	1.0
Dibromochloromethane	0.34	U	ug/L	0.34	1.0	1.0
Dibromomethane	0.41	U	ug/L	0.41	1.0	1.0
1,2-Dichlorobenzene	0.44	U	ug/L	0.44	1.0	1.0
1,4-Dichlorobenzene	0.52	U	ug/L	0.52	1.0	1.0
1,1-Dichloroethane	0.52	U	ug/L	0.52	1.0	1.0
1,2-Dichloroethane	0.57	U	ug/L	0.57	1.0	1.0
1,1-Dichloroethene	0.45	U	ug/L	0.45	1.0	1.0
1,2-Dichloropropane	0.52	U	ug/L	0.52	1.0	1.0
Ethylbenzene	0.44	U	ug/L	0.44	1.0	1.0
2-Hexanone	4.4	U	ug/L	4.4	10	1.0
Iodomethane	2.5	U	ug/L	2.5	5.0	1.0
Methylene Chloride	4.0	U	ug/L	4.0	5.0	1.0
4-Methyl-2-pentanone	3.8	U	ug/L	3.8	10	1.0
Styrene	0.98	U	ug/L	0.98	2.0	1.0
1,1,1,2-Tetrachloroethane	0.63	U	ug/L	0.63	1.0	1.0
1,1,2,2-Tetrachloroethane	0.15	U	ug/L	0.15	1.0	1.0
Tetrachloroethene	0.50	U	ug/L	0.50	1.0	1.0
Toluene	0.51	U	ug/L	0.51	1.0	1.0
trans-1,4-Dichloro-2-butene	2.5	U	ug/L	2.5	10	1.0
trans-1,2-Dichloroethene	0.44	U	ug/L	0.44	1.0	1.0
trans-1,3-Dichloropropene	0.14	U	ug/L	0.14	1.0	1.0
1,1,1-Trichloroethane	0.46	U	ug/L	0.46	1.0	1.0
1,1,2-Trichloroethane	0.47	U	ug/L	0.47	1.0	1.0
Trichloroethene	0.50	U	ug/L	0.50	1.0	1.0

Mr. David S Adams
Hillsborough County
Solid Waste Management Department
601 East Kennedy Blvd
24th Floor County Center
Tampa, FL 33601

Job Number: 660-29497-1

Client Sample ID: TH-67
Lab Sample ID: 660-29497-4

Date Sampled: 05/21/2009 1032
Date Received: 05/21/2009 1415
Client Matrix: Water

Analyte	Result/Qualifier		Unit	MDL	PQL	Dilution
Trichlorofluoromethane	2.5	U	ug/L	2.5	5.0	1.0
Trichloromethane	0.90	U	ug/L	0.90	1.0	1.0
1,2,3-Trichloropropane	0.18	U	ug/L	0.18	1.0	1.0
Vinyl acetate	1.5	U	ug/L	1.5	10	1.0
Vinyl chloride	0.50	U	ug/L	0.50	1.0	1.0
Xylenes, Total	0.50	U	ug/L	0.50	3.0	1.0
Surrogate					Acceptance Limits	
4-Bromofluorobenzene	97		%		70 - 130	
Dibromofluoromethane	98		%		70 - 130	
Toluene-d8 (Surr)	98		%		70 - 130	
Method: 8011			Date Analyzed:	06/02/2009 2300		
Prep Method: 8011			Date Prepared:	06/02/2009 1330		
1,2-Dibromo-3-Chloropropane	0.0026	U	ug/L	0.0026	0.019	1.0
Ethylene Dibromide	0.0042	U	ug/L	0.0042	0.019	1.0
Method: Total Recoverable-6010B			Date Analyzed:	06/10/2009 1045		
Prep Method: 3005A			Date Prepared:	06/05/2009 1035		
Antimony	4.0	U	ug/L	4.0	20	1.0
Arsenic	4.0	U	ug/L	4.0	10	1.0
Barium	4.9	I	ug/L	2.0	10	1.0
Beryllium	0.50	U	ug/L	0.50	2.0	1.0
Cadmium	1.0	U	ug/L	1.0	4.0	1.0
Chromium	2.0	U	ug/L	2.0	10	1.0
Cobalt	2.0	U	ug/L	2.0	10	1.0
Copper	2.9	U	ug/L	2.9	10	1.0
Iron	8500		ug/L	50	200	1.0
Lead	2.0	U	ug/L	2.0	10	1.0
Nickel	3.0	I	ug/L	2.0	8.0	1.0
Selenium	5.0	U	ug/L	5.0	20	1.0
Silver	1.0	U	ug/L	1.0	4.0	1.0
Sodium	28		mg/L	0.31	0.50	1.0
Thallium	5.0	U	ug/L	5.0	20	1.0
Vanadium	3.5	I	ug/L	2.5	10	1.0
Zinc	5.0	U	ug/L	5.0	20	1.0
Method: 7470A			Date Analyzed:	06/04/2009 1641		
Prep Method: 7470A			Date Prepared:	06/04/2009 0900		
Mercury	0.072	U	ug/L	0.072	0.20	1.0
Method: 300.0			Date Analyzed:	06/05/2009 0020		
Chloride	49		mg/L	0.20	0.50	1.0

Mr. David S Adams
Hillsborough County
Solid Waste Management Department
601 East Kennedy Blvd
24th Floor County Center
Tampa, FL 33601

Job Number: 660-29497-1

Client Sample ID: TH-67
Lab Sample ID: 660-29497-4

Date Sampled: 05/21/2009 1032
Date Received: 05/21/2009 1415
Client Matrix: Water

Analyte	Result/Qualifier		Unit	MDL	PQL	Dilution
Method: 350.1			Date Analyzed:	06/01/2009 1402		
Ammonia (as N)	0.60		mg/L	0.010	0.020	1.0
Method: 353.2			Date Analyzed:	05/22/2009 0920		
Nitrate as N	0.10	U	mg/L	0.10	0.50	1.0
Method: SM 2540C			Date Analyzed:	05/28/2009 0920		
Total Dissolved Solids	370		mg/L	10	10	1.0

Mr. David S Adams
Hillsborough County
Solid Waste Management Department
601 East Kennedy Blvd
24th Floor County Center
Tampa, FL 33601

Job Number: 660-29497-1

Client Sample ID: TH-67
Lab Sample ID: 660-29497-4

Date Sampled: 05/21/2009 1032
Date Received: 05/21/2009 1415
Client Matrix: Water

Analyte	Result/Qualifier	Unit	NONE	NONE	Dilution
Method: Field Sampling		Date Analyzed:	05/21/2009 1032		
Field pH	6.55	SU			1.0
Field Temperature	23.12	Degrees C			1.0
Oxygen, Dissolved	4.09	mg/L			1.0
Specific Conductance	670	umhos/cm			1.0
Turbidity	2.5	NTU			1.0

Mr. David S Adams
Hillsborough County
Solid Waste Management Department
601 East Kennedy Blvd
24th Floor County Center
Tampa, FL 33601

Job Number: 660-29497-1

Client Sample ID: Travel Blank
Lab Sample ID: 660-29497-5

Date Sampled: 05/21/2009 0000
Date Received: 05/21/2009 1415
Client Matrix: Water

Analyte	Result/Qualifier		Unit	MDL	PQL	Dilution
Method: 8260B			Date Analyzed:	05/22/2009 1406		
Prep Method: 5030B			Date Prepared:	05/22/2009 1406		
Acetone	9.9	U	ug/L	9.9	20	1.0
Acrylonitrile	1.2	U	ug/L	1.2	100	1.0
Benzene	0.50	U	ug/L	0.50	1.0	1.0
Bromochloromethane	0.58	U	ug/L	0.58	1.0	1.0
Bromodichloromethane	0.35	U	ug/L	0.35	1.0	1.0
Bromoform	0.58	U	ug/L	0.58	1.0	1.0
Bromomethane	2.5	U	ug/L	2.5	5.0	1.0
2-Butanone	8.4	U	ug/L	8.4	10	1.0
Carbon disulfide	0.85	U	ug/L	0.85	1.0	1.0
Carbon tetrachloride	0.42	U	ug/L	0.42	1.0	1.0
Chlorobenzene	0.63	U	ug/L	0.63	1.0	1.0
Chloroethane	2.5	U	ug/L	2.5	5.0	1.0
Chloromethane	1.0	U	ug/L	1.0	4.0	1.0
cis-1,2-Dichloroethene	0.65	U	ug/L	0.65	1.0	1.0
cis-1,3-Dichloropropene	0.14	U	ug/L	0.14	1.0	1.0
Dibromochloromethane	0.34	U	ug/L	0.34	1.0	1.0
Dibromomethane	0.41	U	ug/L	0.41	1.0	1.0
1,2-Dichlorobenzene	0.44	U	ug/L	0.44	1.0	1.0
1,4-Dichlorobenzene	0.52	U	ug/L	0.52	1.0	1.0
1,1-Dichloroethane	0.52	U	ug/L	0.52	1.0	1.0
1,2-Dichloroethane	0.57	U	ug/L	0.57	1.0	1.0
1,1-Dichloroethene	0.45	U	ug/L	0.45	1.0	1.0
1,2-Dichloropropane	0.52	U	ug/L	0.52	1.0	1.0
Ethylbenzene	0.44	U	ug/L	0.44	1.0	1.0
2-Hexanone	4.4	U	ug/L	4.4	10	1.0
Iodomethane	2.5	U	ug/L	2.5	5.0	1.0
Methylene Chloride	4.0	U	ug/L	4.0	5.0	1.0
4-Methyl-2-pentanone	3.8	U	ug/L	3.8	10	1.0
Styrene	0.98	U	ug/L	0.98	2.0	1.0
1,1,1,2-Tetrachloroethane	0.63	U	ug/L	0.63	1.0	1.0
1,1,2,2-Tetrachloroethane	0.15	U	ug/L	0.15	1.0	1.0
Tetrachloroethene	0.50	U	ug/L	0.50	1.0	1.0
Toluene	0.51	U	ug/L	0.51	1.0	1.0
trans-1,4-Dichloro-2-butene	2.5	U	ug/L	2.5	10	1.0
trans-1,2-Dichloroethene	0.44	U	ug/L	0.44	1.0	1.0
trans-1,3-Dichloropropene	0.14	U	ug/L	0.14	1.0	1.0
1,1,1-Trichloroethane	0.46	U	ug/L	0.46	1.0	1.0
1,1,2-Trichloroethane	0.47	U	ug/L	0.47	1.0	1.0
Trichloroethene	0.50	U	ug/L	0.50	1.0	1.0

Mr. David S Adams
Hillsborough County
Solid Waste Management Department
601 East Kennedy Blvd
24th Floor County Center
Tampa, FL 33601

Job Number: 660-29497-1

Client Sample ID: Travel Blank
Lab Sample ID: 660-29497-5

Date Sampled: 05/21/2009 0000
Date Received: 05/21/2009 1415
Client Matrix: Water

Analyte	Result/Qualifier		Unit	MDL	PQL	Dilution
Trichlorofluoromethane	2.5	U	ug/L	2.5	5.0	1.0
Trichloromethane	0.90	U	ug/L	0.90	1.0	1.0
1,2,3-Trichloropropane	0.18	U	ug/L	0.18	1.0	1.0
Vinyl acetate	1.5	U	ug/L	1.5	10	1.0
Vinyl chloride	0.50	U	ug/L	0.50	1.0	1.0
Xylenes, Total	0.50	U	ug/L	0.50	3.0	1.0

Surrogate			Acceptance Limits
4-Bromofluorobenzene	98	%	70 - 130
Dibromofluoromethane	94	%	70 - 130
Toluene-d8 (Surr)	97	%	70 - 130

DATA REPORTING QUALIFIERS

Client: Hillsborough County

Job Number: 660-29497-1

Lab Section	Qualifier	Description
GC/MS VOA		
	J3	Estimated value; value may not be accurate. Spike recovery or RPD outside of criteria.
	U	Indicates that the compound was analyzed for but not detected.
	I	The reported value is between the laboratory method detection limit and the laboratory practical quantitation limit.
GC Semi VOA		
	U	Indicates that the compound was analyzed for but not detected.
Metals		
	J3	Estimated value; value may not be accurate. Spike recovery or RPD outside of criteria.
	U	Indicates that the compound was analyzed for but not detected.
	I	The reported value is between the laboratory method detection limit and the laboratory practical quantitation limit.
General Chemistry		
	J3	Estimated value; value may not be accurate. Spike recovery or RPD outside of criteria.
	U	Indicates that the compound was analyzed for but not detected.
	I	The reported value is between the laboratory method detection limit and the laboratory practical quantitation limit.

Quality Control Results

Client: Hillsborough County

Job Number: 660-29497-1

Method Blank - Batch: 660-79564

Method: 8260B
Preparation: 5030B

Lab Sample ID: MB 660-79564/2
Client Matrix: Water
Dilution: 1.0
Date Analyzed: 05/22/2009 1243
Date Prepared: 05/22/2009 1243

Analysis Batch: 660-79564
Prep Batch: N/A
Units: ug/L

Instrument ID: BVME GC/MS
Lab File ID: 1EE2207.D
Initial Weight/Volume: 5 mL
Final Weight/Volume: 5 mL

Analyte	Result	Qual	MDL	PQL
Acetone	9.9	U	9.9	20
Acrylonitrile	1.2	U	1.2	100
Benzene	0.50	U	0.50	1.0
Bromochloromethane	0.58	U	0.58	1.0
Bromodichloromethane	0.35	U	0.35	1.0
Bromoform	0.58	U	0.58	1.0
Bromomethane	2.5	U	2.5	5.0
2-Butanone	8.4	U	8.4	10
Carbon disulfide	0.85	U	0.85	1.0
Carbon tetrachloride	0.42	U	0.42	1.0
Chlorobenzene	0.63	U	0.63	1.0
Chloroethane	2.5	U	2.5	5.0
Chloromethane	1.0	U	1.0	4.0
cis-1,2-Dichloroethene	0.65	U	0.65	1.0
cis-1,3-Dichloropropene	0.14	U	0.14	1.0
Dibromochloromethane	0.34	U	0.34	1.0
Dibromomethane	0.41	U	0.41	1.0
1,2-Dichlorobenzene	0.44	U	0.44	1.0
1,4-Dichlorobenzene	0.52	U	0.52	1.0
1,1-Dichloroethane	0.52	U	0.52	1.0
1,2-Dichloroethane	0.57	U	0.57	1.0
1,1-Dichloroethene	0.45	U	0.45	1.0
1,2-Dichloropropane	0.52	U	0.52	1.0
Ethylbenzene	0.44	U	0.44	1.0
2-Hexanone	4.4	U	4.4	10
Iodomethane	2.5	U	2.5	5.0
Methylene Chloride	4.0	U	4.0	5.0
4-Methyl-2-pentanone	3.8	U	3.8	10
Styrene	0.98	U	0.98	2.0
1,1,1,2-Tetrachloroethane	0.63	U	0.63	1.0
1,1,2,2-Tetrachloroethane	0.15	U	0.15	1.0
Tetrachloroethene	0.50	U	0.50	1.0
Toluene	0.51	U	0.51	1.0
trans-1,4-Dichloro-2-butene	2.5	U	2.5	10
trans-1,2-Dichloroethene	0.44	U	0.44	1.0
trans-1,3-Dichloropropene	0.14	U	0.14	1.0
1,1,1-Trichloroethane	0.46	U	0.46	1.0
1,1,2-Trichloroethane	0.47	U	0.47	1.0
Trichloroethene	0.50	U	0.50	1.0
Trichlorofluoromethane	2.5	U	2.5	5.0
Trichloromethane	0.90	U	0.90	1.0

Calculations are performed before rounding to avoid round-off errors in calculated results.

Quality Control Results

Client: Hillsborough County

Job Number: 660-29497-1

Method Blank - Batch: 660-79564

Method: 8260B
Preparation: 5030B

Lab Sample ID: MB 660-79564/2
Client Matrix: Water
Dilution: 1.0
Date Analyzed: 05/22/2009 1243
Date Prepared: 05/22/2009 1243

Analysis Batch: 660-79564
Prep Batch: N/A
Units: ug/L

Instrument ID: BVME GC/MS
Lab File ID: 1EE2207.D
Initial Weight/Volume: 5 mL
Final Weight/Volume: 5 mL

Analyte	Result	Qual	MDL	PQL
1,2,3-Trichloropropane	0.18	U	0.18	1.0
Vinyl acetate	1.5	U	1.5	10
Vinyl chloride	0.50	U	0.50	1.0
Xylenes, Total	0.50	U	0.50	3.0

Surrogate	% Rec	Acceptance Limits
4-Bromofluorobenzene	95	70 - 130
Dibromofluoromethane	94	70 - 130
Toluene-d8 (Surr)	97	70 - 130

Calculations are performed before rounding to avoid round-off errors in calculated results.

Quality Control Results

Client: Hillsborough County

Job Number: 660-29497-1

Lab Control Sample - Batch: 660-79564

Method: 8260B
Preparation: 5030B

Lab Sample ID: LCS 660-79564/1
Client Matrix: Water
Dilution: 1.0
Date Analyzed: 05/22/2009 1159
Date Prepared: 05/22/2009 1159

Analysis Batch: 660-79564
Prep Batch: N/A
Units: ug/L

Instrument ID: BVME GC/MS
Lab File ID: 1EE2205.D
Initial Weight/Volume: 5 mL
Final Weight/Volume: 5 mL

Analyte	Spike Amount	Result	% Rec.	Limit	Qual
Acetone	100	104	104	62 - 142	
Acrylonitrile	200	191	96	10 - 183	
Benzene	20.0	18.7	93	64 - 140	
Bromochloromethane	20.0	18.7	93	59 - 130	
Bromodichloromethane	20.0	18.9	95	70 - 130	
Bromoform	20.0	20.5	103	65 - 130	
Bromomethane	20.0	11.0	55	14 - 184	
2-Butanone	100	103	103	63 - 140	
Carbon disulfide	10.0	10.0	100	30 - 184	
Carbon tetrachloride	20.0	18.8	94	53 - 145	
Chlorobenzene	20.0	20.8	104	70 - 130	
Chloroethane	20.0	17.5	88	39 - 174	
Chloromethane	20.0	14.6	73	35 - 153	
cis-1,2-Dichloroethene	20.0	17.8	89	61 - 130	
cis-1,3-Dichloropropene	20.0	20.2	101	70 - 130	
Dibromochloromethane	20.0	19.4	97	70 - 130	
Dibromomethane	20.0	18.0	90	70 - 130	
1,2-Dichlorobenzene	20.0	21.1	105	70 - 130	
1,4-Dichlorobenzene	20.0	20.8	104	70 - 130	
1,1-Dichloroethane	20.0	18.6	93	60 - 132	
1,2-Dichloroethane	20.0	18.7	93	70 - 130	
1,1-Dichloroethene	20.0	20.3	102	51 - 157	
1,2-Dichloropropane	20.0	18.9	95	70 - 130	
Ethylbenzene	20.0	21.9	110	69 - 131	
2-Hexanone	100	108	108	57 - 148	
Methylene Chloride	20.0	18.2	91	57 - 130	
4-Methyl-2-pentanone	100	108	108	64 - 137	
Styrene	20.0	22.5	112	62 - 136	
1,1,1,2-Tetrachloroethane	20.0	20.5	102	70 - 130	
1,1,2,2-Tetrachloroethane	20.0	21.0	105	67 - 130	
Tetrachloroethene	20.0	18.6	93	47 - 143	
Toluene	20.0	19.0	95	70 - 131	
trans-1,2-Dichloroethene	20.0	19.1	95	55 - 145	
trans-1,3-Dichloropropene	20.0	18.0	90	62 - 130	
1,1,1-Trichloroethane	20.0	18.0	90	57 - 135	
1,1,2-Trichloroethane	20.0	18.7	93	69 - 130	
Trichloroethene	20.0	17.8	89	59 - 142	
Trichlorofluoromethane	20.0	19.7	99	62 - 147	
Trichloromethane	20.0	17.6	88	59 - 130	
1,2,3-Trichloropropane	20.0	20.5	103	62 - 130	
Vinyl chloride	20.0	16.2	81	48 - 147	

Calculations are performed before rounding to avoid round-off errors in calculated results.

Quality Control Results

Client: Hillsborough County

Job Number: 660-29497-1

Matrix Spike - Batch: 660-79564

Method: 8260B
Preparation: 5030B

Lab Sample ID: 660-29492-B-3 MS
Client Matrix: Water
Dilution: 1.0
Date Analyzed: 05/22/2009 2008
Date Prepared: 05/22/2009 2008

Analysis Batch: 660-79564
Prep Batch: N/A
Units: ug/L

Instrument ID: BVME GC/MS
Lab File ID: 1EE2226.D
Initial Weight/Volume: 5 mL
Final Weight/Volume: 5 mL

Analyte	Sample Result/Qual		Spike Amount	Result	% Rec.	Limit	Qual
Acetone	9.9	U	100	38.6	39	62 - 142	J3
Acrylonitrile	1.2	U	200	53.0	27	10 - 183	I
Benzene	1.6		20.0	7.41	29	64 - 140	J3
Bromochloromethane	0.58	U	20.0	5.62	28	59 - 130	J3
Bromodichloromethane	0.35	U	20.0	5.51	28	70 - 130	J3
Bromoform	0.58	U	20.0	5.31	27	65 - 130	J3
Bromomethane	2.5	U	20.0	2.89	14	14 - 184	I
2-Butanone	8.4	U	100	27.5	28	63 - 140	J3
Carbon disulfide	0.85	U	10.0	2.66	27	30 - 184	J3
Carbon tetrachloride	0.42	U	20.0	5.51	28	53 - 145	J3
Chlorobenzene	0.63	U	20.0	6.16	31	70 - 130	J3
Chloroethane	2.5	U	20.0	7.26	36	39 - 174	J3
Chloromethane	1.0	U	20.0	4.85	24	35 - 153	J3
cis-1,2-Dichloroethene	0.65	U	20.0	5.48	27	61 - 130	J3
cis-1,3-Dichloropropene	0.14	U	20.0	5.34	27	70 - 130	J3
Dibromochloromethane	0.34	U	20.0	5.48	27	70 - 130	J3
Dibromomethane	0.41	U	20.0	5.29	26	70 - 130	J3
1,2-Dichlorobenzene	0.44	U	20.0	5.80	29	70 - 130	J3
1,4-Dichlorobenzene	0.52	U	20.0	5.71	29	70 - 130	J3
1,1-Dichloroethane	0.52	U	20.0	5.86	29	60 - 132	J3
1,2-Dichloroethane	0.57	U	20.0	5.40	27	70 - 130	J3
1,1-Dichloroethene	0.45	U	20.0	5.69	28	51 - 157	J3
1,2-Dichloropropane	0.52	U	20.0	5.76	29	70 - 130	J3
Ethylbenzene	0.44	U	20.0	6.77	34	69 - 131	J3
2-Hexanone	4.4	U	100	29.3	29	57 - 148	J3
Methylene Chloride	4.0	U	20.0	5.42	27	57 - 130	J3
4-Methyl-2-pentanone	3.8	U	100	30.2	30	64 - 137	J3
Styrene	0.98	U	20.0	6.48	32	62 - 136	J3
1,1,1,2-Tetrachloroethane	0.63	U	20.0	6.26	31	70 - 130	J3
1,1,2,2-Tetrachloroethane	0.15	U	20.0	5.88	29	67 - 130	J3
Tetrachloroethene	0.50	U	20.0	5.50	27	47 - 143	J3
Toluene	0.51	U	20.0	5.92	30	70 - 131	J3
trans-1,2-Dichloroethene	0.44	U	20.0	5.81	29	55 - 145	J3
trans-1,3-Dichloropropene	0.14	U	20.0	4.88	24	62 - 130	J3
1,1,1-Trichloroethane	0.46	U	20.0	5.42	27	57 - 135	J3
1,1,2-Trichloroethane	0.47	U	20.0	5.56	28	69 - 130	J3

Calculations are performed before rounding to avoid round-off errors in calculated results.

Quality Control Results

Client: Hillsborough County

Job Number: 660-29497-1

Matrix Spike - Batch: 660-79564

Method: 8260B
Preparation: 5030B

Lab Sample ID: 660-29492-B-3 MS
Client Matrix: Water
Dilution: 1.0
Date Analyzed: 05/22/2009 2008
Date Prepared: 05/22/2009 2008

Analysis Batch: 660-79564
Prep Batch: N/A
Units: ug/L

Instrument ID: BVME GC/MS
Lab File ID: 1EE2226.D
Initial Weight/Volume: 5 mL
Final Weight/Volume: 5 mL

Analyte	Sample Result/Qual		Spike Amount	Result	% Rec.	Limit	Qual
Trichloroethene	0.50	U	20.0	5.32	27	59 - 142	J3
Trichlorofluoromethane	2.5	U	20.0	5.49	27	62 - 147	J3
Trichloromethane	0.90	U	20.0	5.39	27	59 - 130	J3
1,2,3-Trichloropropane	0.18	U	20.0	5.56	28	62 - 130	J3
Vinyl chloride	0.50	U	20.0	3.89	19	48 - 147	J3

Calculations are performed before rounding to avoid round-off errors in calculated results.

Quality Control Results

Client: Hillsborough County

Job Number: 660-29497-1

Duplicate - Batch: 660-79564

Method: 8260B
Preparation: 5030B

Lab Sample ID: 660-29492-D-1 DU
Client Matrix: Water
Dilution: 1.0
Date Analyzed: 05/22/2009 1946
Date Prepared: 05/22/2009 1946

Analysis Batch: 660-79564
Prep Batch: N/A
Units: ug/L

Instrument ID: BVME GC/MS
Lab File ID: 1EE2225.D
Initial Weight/Volume: 5 mL
Final Weight/Volume: 5 mL

Analyte	Sample Result/Qual		Result	RPD	Limit	Qual
Acetone	9.9	U	9.9	NC	30	U
Acrylonitrile	1.2	U	1.2	NC	30	U
Benzene	0.50	U	0.50	NC	30	U
Bromochloromethane	0.58	U	0.58	NC	30	U
Bromodichloromethane	0.35	U	0.35	NC	30	U
Bromoform	0.58	U	0.58	NC	30	U
Bromomethane	2.5	U	2.5	NC	30	U
2-Butanone	8.4	U	8.4	NC	30	U
Carbon disulfide	0.85	U	0.85	NC	30	U
Carbon tetrachloride	0.42	U	0.42	NC	30	U
Chlorobenzene	0.63	U	0.63	NC	30	U
Chloroethane	2.5	U	2.5	NC	30	U
Chloromethane	1.0	U	1.0	NC	30	U
cis-1,2-Dichloroethene	0.65	U	0.65	NC	30	U
cis-1,3-Dichloropropene	0.14	U	0.14	NC	30	U
Dibromochloromethane	0.34	U	0.34	NC	30	U
Dibromomethane	0.41	U	0.41	NC	30	U
1,2-Dichlorobenzene	0.44	U	0.44	NC	30	U
1,4-Dichlorobenzene	0.52	U	0.52	NC	30	U
1,1-Dichloroethane	0.52	U	0.52	NC	30	U
1,2-Dichloroethane	0.57	U	0.57	NC	30	U
1,1-Dichloroethene	0.45	U	0.45	NC	30	U
1,2-Dichloropropane	0.52	U	0.52	NC	30	U
Ethylbenzene	0.44	U	0.44	NC	30	U
2-Hexanone	4.4	U	4.4	NC	30	U
Iodomethane	2.5	U	2.5	NC	30	U
Methylene Chloride	4.0	U	4.0	NC	30	U
4-Methyl-2-pentanone	3.8	U	3.8	NC	30	U
Styrene	0.98	U	0.98	NC	30	U
1,1,1,2-Tetrachloroethane	0.63	U	0.63	NC	30	U
1,1,2,2-Tetrachloroethane	0.15	U	0.15	NC	30	U
Tetrachloroethene	0.50	U	0.50	NC	30	U
Toluene	0.51	U	0.51	NC	30	U
trans-1,4-Dichloro-2-butene	2.5	U	2.5	NC	30	U
trans-1,2-Dichloroethene	0.44	U	0.44	NC	30	U
trans-1,3-Dichloropropene	0.14	U	0.14	NC	30	U
1,1,1-Trichloroethane	0.46	U	0.46	NC	30	U
1,1,2-Trichloroethane	0.47	U	0.47	NC	30	U
Trichloroethene	0.50	U	0.50	NC	30	U

Calculations are performed before rounding to avoid round-off errors in calculated results.

Quality Control Results

Client: Hillsborough County

Job Number: 660-29497-1

Duplicate - Batch: 660-79564

Method: 8260B
Preparation: 5030B

Lab Sample ID: 660-29492-D-1 DU
Client Matrix: Water
Dilution: 1.0
Date Analyzed: 05/22/2009 1946
Date Prepared: 05/22/2009 1946

Analysis Batch: 660-79564
Prep Batch: N/A
Units: ug/L

Instrument ID: BVME GC/MS
Lab File ID: 1EE2225.D
Initial Weight/Volume: 5 mL
Final Weight/Volume: 5 mL

Analyte	Sample Result/Qual		Result	RPD	Limit	Qual
Trichlorofluoromethane	2.5	U	2.5	NC	30	U
Trichloromethane	0.90	U	0.90	NC	30	U
1,2,3-Trichloropropane	0.18	U	0.18	NC	30	U
Vinyl acetate	1.5	U	1.5	NC	30	U
Vinyl chloride	0.50	U	0.50	NC	30	U
Xylenes, Total	0.50	U	0.50	NC	30	U

Surrogate	% Rec	Acceptance Limits
4-Bromofluorobenzene	98	70 - 130
Dibromofluoromethane	96	70 - 130
Toluene-d8 (Surr)	98	70 - 130

Calculations are performed before rounding to avoid round-off errors in calculated results.

Quality Control Results

Client: Hillsborough County

Job Number: 660-29497-1

Method Blank - Batch: 660-79575

Method: 8260B
Preparation: 5030B

Lab Sample ID: MB 660-79575/2
Client Matrix: Water
Dilution: 1.0
Date Analyzed: 05/22/2009 1404
Date Prepared: 05/22/2009 1404

Analysis Batch: 660-79575
Prep Batch: N/A
Units: ug/L

Instrument ID: 5972MSD
Lab File ID: 1KE2213.D
Initial Weight/Volume: 5 mL
Final Weight/Volume: 5 mL

Analyte	Result	Qual	MDL	PQL
Acetone	9.9	U	9.9	20
Acrylonitrile	1.2	U	1.2	100
Benzene	0.50	U	0.50	1.0
Bromochloromethane	0.58	U	0.58	1.0
Bromodichloromethane	0.35	U	0.35	1.0
Bromoform	0.58	U	0.58	1.0
Bromomethane	2.5	U	2.5	5.0
2-Butanone	8.4	U	8.4	10
Carbon disulfide	0.85	U	0.85	1.0
Carbon tetrachloride	0.42	U	0.42	1.0
Chlorobenzene	0.63	U	0.63	1.0
Chloroethane	2.5	U	2.5	5.0
Chloromethane	1.0	U	1.0	4.0
cis-1,2-Dichloroethene	0.65	U	0.65	1.0
cis-1,3-Dichloropropene	0.14	U	0.14	1.0
Dibromochloromethane	0.34	U	0.34	1.0
Dibromomethane	0.41	U	0.41	1.0
1,2-Dichlorobenzene	0.44	U	0.44	1.0
1,4-Dichlorobenzene	0.52	U	0.52	1.0
1,1-Dichloroethane	0.52	U	0.52	1.0
1,2-Dichloroethane	0.57	U	0.57	1.0
1,1-Dichloroethene	0.45	U	0.45	1.0
1,2-Dichloropropane	0.52	U	0.52	1.0
Ethylbenzene	0.44	U	0.44	1.0
2-Hexanone	4.4	U	4.4	10
Iodomethane	2.5	U	2.5	5.0
Methylene Chloride	4.0	U	4.0	5.0
4-Methyl-2-pentanone	3.8	U	3.8	10
Styrene	0.98	U	0.98	2.0
1,1,1,2-Tetrachloroethane	0.63	U	0.63	1.0
1,1,2,2-Tetrachloroethane	0.15	U	0.15	1.0
Tetrachloroethene	0.50	U	0.50	1.0
Toluene	0.51	U	0.51	1.0
trans-1,4-Dichloro-2-butene	2.5	U	2.5	10
trans-1,2-Dichloroethene	0.44	U	0.44	1.0
trans-1,3-Dichloropropene	0.14	U	0.14	1.0
1,1,1-Trichloroethane	0.46	U	0.46	1.0
1,1,2-Trichloroethane	0.47	U	0.47	1.0
Trichloroethene	0.50	U	0.50	1.0
Trichlorofluoromethane	2.5	U	2.5	5.0
Trichloromethane	0.90	U	0.90	1.0

Calculations are performed before rounding to avoid round-off errors in calculated results.

Quality Control Results

Client: Hillsborough County

Job Number: 660-29497-1

Method Blank - Batch: 660-79575

Method: 8260B
Preparation: 5030B

Lab Sample ID: MB 660-79575/2
Client Matrix: Water
Dilution: 1.0
Date Analyzed: 05/22/2009 1404
Date Prepared: 05/22/2009 1404

Analysis Batch: 660-79575
Prep Batch: N/A
Units: ug/L

Instrument ID: 5972MSD
Lab File ID: 1KE2213.D
Initial Weight/Volume: 5 mL
Final Weight/Volume: 5 mL

Analyte	Result	Qual	MDL	PQL
1,2,3-Trichloropropane	0.18	U	0.18	1.0
Vinyl acetate	1.5	U	1.5	10
Vinyl chloride	0.50	U	0.50	1.0
Xylenes, Total	0.50	U	0.50	3.0

Surrogate	% Rec	Acceptance Limits
4-Bromofluorobenzene	105	70 - 130
Dibromofluoromethane	100	70 - 130
Toluene-d8 (Surr)	99	70 - 130

Calculations are performed before rounding to avoid round-off errors in calculated results.

Quality Control Results

Client: Hillsborough County

Job Number: 660-29497-1

Lab Control Sample - Batch: 660-79575

Method: 8260B
Preparation: 5030B

Lab Sample ID: LCS 660-79575/1
Client Matrix: Water
Dilution: 1.0
Date Analyzed: 05/22/2009 1347
Date Prepared: 05/22/2009 1347

Analysis Batch: 660-79575
Prep Batch: N/A
Units: ug/L

Instrument ID: 5972MSD
Lab File ID: 1KE2212.D
Initial Weight/Volume: 5 mL
Final Weight/Volume: 5 mL

Analyte	Spike Amount	Result	% Rec.	Limit	Qual
Acetone	100	109	109	62 - 142	
Acrylonitrile	200	199	100	10 - 183	
Benzene	20.0	21.0	105	64 - 140	
Bromochloromethane	20.0	18.7	94	59 - 130	
Bromodichloromethane	20.0	20.7	104	70 - 130	
Bromoform	20.0	20.9	104	65 - 130	
Bromomethane	20.0	19.3	97	14 - 184	
2-Butanone	100	112	112	63 - 140	
Carbon disulfide	10.0	9.76	98	30 - 184	
Carbon tetrachloride	20.0	19.9	100	53 - 145	
Chlorobenzene	20.0	21.0	105	70 - 130	
Chloroethane	20.0	20.6	103	39 - 174	
Chloromethane	20.0	19.9	99	35 - 153	
cis-1,2-Dichloroethene	20.0	20.0	100	61 - 130	
cis-1,3-Dichloropropene	20.0	21.4	107	70 - 130	
Dibromochloromethane	20.0	21.5	107	70 - 130	
Dibromomethane	20.0	19.9	100	70 - 130	
1,2-Dichlorobenzene	20.0	20.9	104	70 - 130	
1,4-Dichlorobenzene	20.0	20.9	105	70 - 130	
1,1-Dichloroethane	20.0	19.8	99	60 - 132	
1,2-Dichloroethane	20.0	19.6	98	70 - 130	
1,1-Dichloroethene	20.0	20.6	103	51 - 157	
1,2-Dichloropropane	20.0	21.8	109	70 - 130	
Ethylbenzene	20.0	21.7	109	69 - 131	
2-Hexanone	100	117	117	57 - 148	
Methylene Chloride	20.0	18.4	92	57 - 130	
4-Methyl-2-pentanone	100	114	114	64 - 137	
Styrene	20.0	22.4	112	62 - 136	
1,1,1,2-Tetrachloroethane	20.0	21.3	106	70 - 130	
1,1,2,2-Tetrachloroethane	20.0	20.6	103	67 - 130	
Tetrachloroethene	20.0	21.7	108	47 - 143	
Toluene	20.0	21.9	110	70 - 131	
trans-1,2-Dichloroethene	20.0	21.4	107	55 - 145	
trans-1,3-Dichloropropene	20.0	20.0	100	62 - 130	
1,1,1-Trichloroethane	20.0	19.3	96	57 - 135	
1,1,2-Trichloroethane	20.0	20.4	102	69 - 130	
Trichloroethene	20.0	21.4	107	59 - 142	
Trichlorofluoromethane	20.0	19.5	97	62 - 147	
Trichloromethane	20.0	19.4	97	59 - 130	
1,2,3-Trichloropropane	20.0	19.9	99	62 - 130	
Vinyl chloride	20.0	19.3	97	48 - 147	

Calculations are performed before rounding to avoid round-off errors in calculated results.

Quality Control Results

Client: Hillsborough County

Job Number: 660-29497-1

Matrix Spike - Batch: 660-79575

Method: 8260B
Preparation: 5030B

Lab Sample ID: 660-29497-2
Client Matrix: Water
Dilution: 1.0
Date Analyzed: 05/22/2009 1600
Date Prepared: 05/22/2009 1600

Analysis Batch: 660-79575
Prep Batch: N/A
Units: ug/L

Instrument ID: 5972MSD
Lab File ID: 1KE2219.D
Initial Weight/Volume: 5 mL
Final Weight/Volume: 5 mL

Analyte	Sample Result/Qual		Spike Amount	Result	% Rec.	Limit	Qual
Acetone	9.9	U	100	36.9	37	62 - 142	J3
Acrylonitrile	1.2	U	200	66.3	33	10 - 183	I
Benzene	0.50	U	20.0	7.31	37	64 - 140	J3
Bromochloromethane	0.58	U	20.0	6.58	33	59 - 130	J3
Bromodichloromethane	0.35	U	20.0	6.80	34	70 - 130	J3
Bromoform	0.58	U	20.0	7.07	35	65 - 130	J3
Bromomethane	2.5	U	20.0	7.72	39	14 - 184	
2-Butanone	8.4	U	100	35.8	36	63 - 140	J3
Carbon disulfide	0.85	U	10.0	3.40	34	30 - 184	
Carbon tetrachloride	0.42	U	20.0	8.04	40	53 - 145	J3
Chlorobenzene	0.63	U	20.0	7.31	37	70 - 130	J3
Chloroethane	2.5	U	20.0	7.76	39	39 - 174	
Chloromethane	1.0	U	20.0	6.81	34	35 - 153	J3
cis-1,2-Dichloroethene	0.65	U	20.0	6.75	34	61 - 130	J3
cis-1,3-Dichloropropene	0.14	U	20.0	7.22	36	70 - 130	J3
Dibromochloromethane	0.34	U	20.0	7.09	35	70 - 130	J3
Dibromomethane	0.41	U	20.0	6.62	33	70 - 130	J3
1,2-Dichlorobenzene	0.44	U	20.0	7.20	36	70 - 130	J3
1,4-Dichlorobenzene	0.52	U	20.0	7.00	35	70 - 130	J3
1,1-Dichloroethane	0.52	U	20.0	7.02	35	60 - 132	J3
1,2-Dichloroethane	0.57	U	20.0	6.78	34	70 - 130	J3
1,1-Dichloroethene	0.45	U	20.0	7.67	38	51 - 157	J3
1,2-Dichloropropane	0.52	U	20.0	7.17	36	70 - 130	J3
Ethylbenzene	0.44	U	20.0	7.78	39	69 - 131	J3
2-Hexanone	4.4	U	100	36.7	37	57 - 148	J3
Methylene Chloride	4.0	U	20.0	6.30	31	57 - 130	J3
4-Methyl-2-pentanone	3.8	U	100	36.3	36	64 - 137	J3
Styrene	0.98	U	20.0	7.68	38	62 - 136	J3
1,1,1,2-Tetrachloroethane	0.63	U	20.0	7.41	37	70 - 130	J3
1,1,2,2-Tetrachloroethane	0.15	U	20.0	6.56	33	67 - 130	J3
Tetrachloroethene	0.50	U	20.0	7.69	38	47 - 143	J3
Toluene	0.51	U	20.0	7.61	38	70 - 131	J3
trans-1,2-Dichloroethene	0.44	U	20.0	7.47	37	55 - 145	J3
trans-1,3-Dichloropropene	0.14	U	20.0	6.50	32	62 - 130	J3
1,1,1-Trichloroethane	0.46	U	20.0	7.45	37	57 - 135	J3
1,1,2-Trichloroethane	0.47	U	20.0	6.56	33	69 - 130	J3

Calculations are performed before rounding to avoid round-off errors in calculated results.

Quality Control Results

Client: Hillsborough County

Job Number: 660-29497-1

Matrix Spike - Batch: 660-79575

Method: 8260B
Preparation: 5030B

Lab Sample ID: 660-29497-2
Client Matrix: Water
Dilution: 1.0
Date Analyzed: 05/22/2009 1600
Date Prepared: 05/22/2009 1600

Analysis Batch: 660-79575
Prep Batch: N/A
Units: ug/L

Instrument ID: 5972MSD
Lab File ID: 1KE2219.D
Initial Weight/Volume: 5 mL
Final Weight/Volume: 5 mL

Analyte	Sample Result/Qual		Spike Amount	Result	% Rec.	Limit	Qual
Trichloroethene	0.50	U	20.0	7.71	39	59 - 142	J3
Trichlorofluoromethane	2.5	U	20.0	6.87	34	62 - 147	J3
Trichloromethane	0.90	U	20.0	6.73	34	59 - 130	J3
1,2,3-Trichloropropane	0.18	U	20.0	6.40	32	62 - 130	J3
Vinyl chloride	0.50	U	20.0	6.72	34	48 - 147	J3

Calculations are performed before rounding to avoid round-off errors in calculated results.

Quality Control Results

Client: Hillsborough County

Job Number: 660-29497-1

Duplicate - Batch: 660-79575

Method: 8260B
Preparation: 5030B

Lab Sample ID: 660-29497-1
Client Matrix: Water
Dilution: 1.0
Date Analyzed: 05/22/2009 1543
Date Prepared: 05/22/2009 1543

Analysis Batch: 660-79575
Prep Batch: N/A
Units: ug/L

Instrument ID: 5972MSD
Lab File ID: 1KE2218.D
Initial Weight/Volume: 5 mL
Final Weight/Volume: 5 mL

Analyte	Sample Result/Qual		Result	RPD	Limit	Qual
Acetone	9.9	U	9.9	NC	30	U
Acrylonitrile	1.2	U	1.2	NC	30	U
Benzene	0.50	U	0.50	NC	30	U
Bromochloromethane	0.58	U	0.58	NC	30	U
Bromodichloromethane	0.35	U	0.35	NC	30	U
Bromoform	0.58	U	0.58	NC	30	U
Bromomethane	2.5	U	2.5	NC	30	U
2-Butanone	8.4	U	8.4	NC	30	U
Carbon disulfide	0.85	U	0.85	NC	30	U
Carbon tetrachloride	0.42	U	0.42	NC	30	U
Chlorobenzene	0.63	U	0.63	NC	30	U
Chloroethane	2.5	U	2.5	NC	30	U
Chloromethane	1.0	U	1.0	NC	30	U
cis-1,2-Dichloroethene	0.65	U	0.65	NC	30	U
cis-1,3-Dichloropropene	0.14	U	0.14	NC	30	U
Dibromochloromethane	0.34	U	0.34	NC	30	U
Dibromomethane	0.41	U	0.41	NC	30	U
1,2-Dichlorobenzene	0.44	U	0.44	NC	30	U
1,4-Dichlorobenzene	0.52	U	0.52	NC	30	U
1,1-Dichloroethane	0.52	U	0.52	NC	30	U
1,2-Dichloroethane	0.57	U	0.57	NC	30	U
1,1-Dichloroethene	0.45	U	0.45	NC	30	U
1,2-Dichloropropane	0.52	U	0.52	NC	30	U
Ethylbenzene	0.44	U	0.44	NC	30	U
2-Hexanone	4.4	U	4.4	NC	30	U
Iodomethane	2.5	U	2.5	NC	30	U
Methylene Chloride	4.0	U	4.0	NC	30	U
4-Methyl-2-pentanone	3.8	U	3.8	NC	30	U
Styrene	0.98	U	0.98	NC	30	U
1,1,1,2-Tetrachloroethane	0.63	U	0.63	NC	30	U
1,1,2,2-Tetrachloroethane	0.15	U	0.15	NC	30	U
Tetrachloroethene	0.50	U	0.50	NC	30	U
Toluene	0.51	U	0.51	NC	30	U
trans-1,4-Dichloro-2-butene	2.5	U	2.5	NC	30	U
trans-1,2-Dichloroethene	0.44	U	0.44	NC	30	U
trans-1,3-Dichloropropene	0.14	U	0.14	NC	30	U
1,1,1-Trichloroethane	0.46	U	0.46	NC	30	U
1,1,2-Trichloroethane	0.47	U	0.47	NC	30	U
Trichloroethene	0.50	U	0.50	NC	30	U

Calculations are performed before rounding to avoid round-off errors in calculated results.

Quality Control Results

Client: Hillsborough County

Job Number: 660-29497-1

Duplicate - Batch: 660-79575

Method: 8260B
Preparation: 5030B

Lab Sample ID: 660-29497-1
Client Matrix: Water
Dilution: 1.0
Date Analyzed: 05/22/2009 1543
Date Prepared: 05/22/2009 1543

Analysis Batch: 660-79575
Prep Batch: N/A
Units: ug/L

Instrument ID: 5972MSD
Lab File ID: 1KE2218.D
Initial Weight/Volume: 5 mL
Final Weight/Volume: 5 mL

Analyte	Sample Result/Qual		Result	RPD	Limit	Qual
Trichlorofluoromethane	2.5	U	2.5	NC	30	U
Trichloromethane	0.90	U	0.90	NC	30	U
1,2,3-Trichloropropane	0.18	U	0.18	NC	30	U
Vinyl acetate	1.5	U	1.5	NC	30	U
Vinyl chloride	0.50	U	0.50	NC	30	U
Xylenes, Total	0.50	U	0.50	NC	30	U

Surrogate	% Rec	Acceptance Limits
4-Bromofluorobenzene	96	70 - 130
Dibromofluoromethane	101	70 - 130
Toluene-d8 (Surr)	99	70 - 130

Calculations are performed before rounding to avoid round-off errors in calculated results.

Quality Control Results

Client: Hillsborough County

Job Number: 660-29497-1

Method Blank - Batch: 640-57273

Method: 8011
Preparation: 8011

Lab Sample ID: MB 640-57273/11-A
Client Matrix: Water
Dilution: 1.0
Date Analyzed: 06/02/2009 1858
Date Prepared: 06/02/2009 1330

Analysis Batch: 640-57328
Prep Batch: 640-57273
Units: ug/L

Instrument ID: SGL HP6890
Lab File ID: 1F02L012.D
Initial Weight/Volume: 35 mL
Final Weight/Volume: 2.0 mL
Injection Volume: 2 uL
Column ID: PRIMARY

Analyte	Result	Qual	MDL	PQL
1,2-Dibromo-3-Chloropropane	0.0027	U	0.0027	0.020
Ethylene Dibromide	0.0044	U	0.0044	0.020

Surrogate	% Rec	Acceptance Limits
1,1,1,2-Tetrachloroethane	101	56 - 144

Lab Control Sample/ Lab Control Sample Duplicate Recovery Report - Batch: 640-57273

Method: 8011
Preparation: 8011

LCS Lab Sample ID: LCS 640-57273/12-A
Client Matrix: Water
Dilution: 1.0
Date Analyzed: 06/02/2009 1911
Date Prepared: 06/02/2009 1330

Analysis Batch: 640-57328
Prep Batch: 640-57273
Units: ug/L

Instrument ID: SGL HP6890
Lab File ID: 1F02L013.D
Initial Weight/Volume: 35 mL
Final Weight/Volume: 2.0 mL
Injection Volume: 2 uL
Column ID: PRIMARY

LCSD Lab Sample ID: LCSD 640-57273/13-A
Client Matrix: Water
Dilution: 1.0
Date Analyzed: 06/02/2009 1925
Date Prepared: 06/02/2009 1330

Analysis Batch: 640-57328
Prep Batch: 640-57273
Units: ug/L

Instrument ID: SGL HP6890
Lab File ID: 1F02L014.D
Initial Weight/Volume: 35 mL
Final Weight/Volume: 2.0 mL
Injection Volume: 2 uL
Column ID: PRIMARY

Analyte	% Rec. LCS	% Rec. LCSD	Limit	RPD	RPD Limit	LCS Qual	LCSD Qual
1,2-Dibromo-3-Chloropropane	116	116	89 - 132	0	11		
Ethylene Dibromide	104	105	85 - 118	0	12		

Surrogate	LCS % Rec	LCSD % Rec	Acceptance Limits
1,1,1,2-Tetrachloroethane	95	99	56 - 144

Calculations are performed before rounding to avoid round-off errors in calculated results.

Quality Control Results

Client: Hillsborough County

Job Number: 660-29497-1

Matrix Spike/
Matrix Spike Duplicate Recovery Report - Batch: 640-57273

Method: 8011
Preparation: 8011

MS Lab Sample ID:	640-22232-L-1-C MS	Analysis Batch: 640-57328	Instrument ID: SGL HP6890
Client Matrix:	Water	Prep Batch: 640-57273	Lab File ID: 1F02L015.D
Dilution:	1.0		Initial Weight/Volume: 17.5 mL
Date Analyzed:	06/02/2009 1938		Final Weight/Volume: 2.0 mL
Date Prepared:	06/02/2009 1330		Injection Volume: 2 uL
			Column ID: PRIMARY
MSD Lab Sample ID:	640-22232-L-1-B MSD	Analysis Batch: 640-57328	Instrument ID: SGL HP6890
Client Matrix:	Water	Prep Batch: 640-57273	Lab File ID: 1F02L016.D
Dilution:	1.0		Initial Weight/Volume: 17.5 mL
Date Analyzed:	06/02/2009 1952		Final Weight/Volume: 2.0 mL
Date Prepared:	06/02/2009 1330		Injection Volume: 2 uL
			Column ID: PRIMARY

	% Rec.						
Analyte	MS	MSD	Limit	RPD	RPD Limit	MS Qual	MSD Qual
1,2-Dibromo-3-Chloropropane	123	113	89 - 132	8	11		
Ethylene Dibromide	106	106	85 - 118	0	12		

Surrogate	MS % Rec	MSD % Rec	Acceptance Limits
1,1,1,2-Tetrachloroethane	101	96	56 - 144

Calculations are performed before rounding to avoid round-off errors in calculated results.

Quality Control Results

Client: Hillsborough County

Job Number: 660-29497-1

Method Blank - Batch: 660-80125

Method: 6010B
Preparation: 3005A
Total Recoverable

Lab Sample ID: MB 660-80125/1-A
Client Matrix: Water
Dilution: 1.0
Date Analyzed: 06/10/2009 0935
Date Prepared: 06/05/2009 1035

Analysis Batch: 660-80346
Prep Batch: 660-80125
Units: mg/L

Instrument ID: TJA ICP TRACE
Lab File ID: 9F10A
Initial Weight/Volume: 50 mL
Final Weight/Volume: 50 mL

Analyte	Result	Qual	MDL	PQL
Sodium	0.31	U	0.31	0.50

Method Blank - Batch: 660-80125

Method: 6010B
Preparation: 3005A
Total Recoverable

Lab Sample ID: MB 660-80125/1-A
Client Matrix: Water
Dilution: 1.0
Date Analyzed: 06/10/2009 0935
Date Prepared: 06/05/2009 1035

Analysis Batch: 660-80346
Prep Batch: 660-80125
Units: ug/L

Instrument ID: TJA ICP TRACE
Lab File ID: 9F10A
Initial Weight/Volume: 50 mL
Final Weight/Volume: 50 mL

Analyte	Result	Qual	MDL	PQL
Antimony	4.0	U	4.0	20
Arsenic	4.0	U	4.0	10
Barium	2.0	U	2.0	10
Beryllium	0.50	U	0.50	2.0
Cadmium	1.0	U	1.0	4.0
Chromium	2.0	U	2.0	10
Cobalt	2.0	U	2.0	10
Copper	2.9	U	2.9	10
Iron	50	U	50	200
Lead	2.0	U	2.0	10
Nickel	2.0	U	2.0	8.0
Selenium	5.0	U	5.0	20
Silver	1.0	U	1.0	4.0
Thallium	5.0	U	5.0	20
Vanadium	2.5	U	2.5	10
Zinc	5.0	U	5.0	20

Calculations are performed before rounding to avoid round-off errors in calculated results.

Quality Control Results

Client: Hillsborough County

Job Number: 660-29497-1

Lab Control Sample - Batch: 660-80125

Method: 6010B
Preparation: 3005A
Total Recoverable

Lab Sample ID: LCS 660-80125/2-A
Client Matrix: Water
Dilution: 1.0
Date Analyzed: 06/10/2009 0941
Date Prepared: 06/05/2009 1035

Analysis Batch: 660-80346
Prep Batch: 660-80125
Units: mg/L

Instrument ID: TJA ICP TRACE
Lab File ID: 9F10A
Initial Weight/Volume: 50 mL
Final Weight/Volume: 50 mL

Analyte	Spike Amount	Result	% Rec.	Limit	Qual
Sodium	10.0	10.3	103	75 - 125	

Lab Control Sample - Batch: 660-80125

Method: 6010B
Preparation: 3005A
Total Recoverable

Lab Sample ID: LCS 660-80125/2-A
Client Matrix: Water
Dilution: 1.0
Date Analyzed: 06/10/2009 0941
Date Prepared: 06/05/2009 1035

Analysis Batch: 660-80346
Prep Batch: 660-80125
Units: ug/L

Instrument ID: TJA ICP TRACE
Lab File ID: 9F10A
Initial Weight/Volume: 50 mL
Final Weight/Volume: 50 mL

Analyte	Spike Amount	Result	% Rec.	Limit	Qual
Antimony	1000	972	97	75 - 125	
Arsenic	1000	1020	102	75 - 125	
Barium	1000	991	99	75 - 125	
Beryllium	1000	1040	104	75 - 125	
Cadmium	1000	1050	105	75 - 125	
Chromium	990	1010	102	75 - 125	
Cobalt	1000	989	99	75 - 125	
Copper	1000	1020	102	75 - 125	
Iron	1000	1040	104	75 - 125	
Lead	1000	1040	104	75 - 125	
Nickel	1000	1040	104	75 - 125	
Selenium	1000	967	97	75 - 125	
Silver	1000	1010	101	75 - 125	
Thallium	1000	1010	101	75 - 125	
Vanadium	1000	1040	104	75 - 125	
Zinc	1000	1050	105	75 - 125	

Calculations are performed before rounding to avoid round-off errors in calculated results.

Quality Control Results

Client: Hillsborough County

Job Number: 660-29497-1

Matrix Spike/
Matrix Spike Duplicate Recovery Report - Batch: 660-80125

Method: 6010B
Preparation: 3005A
Total Recoverable

MS Lab Sample ID:	660-29721-G-1-B MS	Analysis Batch: 660-80346	Instrument ID: TJA ICP TRACE
Client Matrix:	Water	Prep Batch: 660-80125	Lab File ID: 9F10A
Dilution:	1.0		Initial Weight/Volume: 50 mL
Date Analyzed:	06/10/2009 0958		Final Weight/Volume: 50 mL
Date Prepared:	06/05/2009 1035		

MSD Lab Sample ID:	660-29721-G-1-C MSD	Analysis Batch: 660-80346	Instrument ID: TJA ICP TRACE
Client Matrix:	Water	Prep Batch: 660-80125	Lab File ID: 9F10A
Dilution:	1.0		Initial Weight/Volume: 50 mL
Date Analyzed:	06/10/2009 1004		Final Weight/Volume: 50 mL
Date Prepared:	06/05/2009 1035		

	% Rec.						
Analyte	MS	MSD	Limit	RPD	RPD Limit	MS Qual	MSD Qual
Sodium	129	120	75 - 125	1	20	J3	

Calculations are performed before rounding to avoid round-off errors in calculated results.

Quality Control Results

Client: Hillsborough County

Job Number: 660-29497-1

Matrix Spike/
Matrix Spike Duplicate Recovery Report - Batch: 660-80125

Method: 6010B
Preparation: 3005A
Total Recoverable

MS Lab Sample ID:	660-29721-G-1-B MS	Analysis Batch: 660-80346	Instrument ID: TJA ICP TRACE
Client Matrix:	Water	Prep Batch: 660-80125	Lab File ID: 9F10A
Dilution:	1.0		Initial Weight/Volume: 50 mL
Date Analyzed:	06/10/2009 0958		Final Weight/Volume: 50 mL
Date Prepared:	06/05/2009 1035		

MSD Lab Sample ID:	660-29721-G-1-C MSD	Analysis Batch: 660-80346	Instrument ID: TJA ICP TRACE
Client Matrix:	Water	Prep Batch: 660-80125	Lab File ID: 9F10A
Dilution:	1.0		Initial Weight/Volume: 50 mL
Date Analyzed:	06/10/2009 1004		Final Weight/Volume: 50 mL
Date Prepared:	06/05/2009 1035		

	% Rec.						
Analyte	MS	MSD	Limit	RPD	RPD Limit	MS Qual	MSD Qual
Antimony	101	101	75 - 125	1	20		
Arsenic	106	106	75 - 125	1	20		
Barium	100	100	75 - 125	0	20		
Beryllium	106	107	75 - 125	1	20		
Cadmium	105	105	75 - 125	1	20		
Chromium	102	102	75 - 125	1	20		
Cobalt	99	100	75 - 125	1	20		
Copper	104	105	75 - 125	0	20		
Iron	104	105	75 - 125	1	20		
Lead	104	105	75 - 125	1	20		
Nickel	104	104	75 - 125	0	20		
Selenium	100	101	75 - 125	1	20		
Silver	103	103	75 - 125	0	20		
Thallium	102	103	75 - 125	1	20		
Vanadium	105	106	75 - 125	1	20		
Zinc	104	105	75 - 125	1	20		

Calculations are performed before rounding to avoid round-off errors in calculated results.

Quality Control Results

Client: Hillsborough County

Job Number: 660-29497-1

Method Blank - Batch: 660-79998

Method: 7470A
Preparation: 7470A

Lab Sample ID: MB 660-79998/1-A
Client Matrix: Water
Dilution: 1.0
Date Analyzed: 06/04/2009 1612
Date Prepared: 06/04/2009 0900

Analysis Batch: 660-80110
Prep Batch: 660-79998
Units: ug/L

Instrument ID: Hg Analyzer
Lab File ID: N/A
Initial Weight/Volume: 25 mL
Final Weight/Volume: 25 mL

Analyte	Result	Qual	MDL	PQL
Mercury	0.072	U	0.072	0.20

Lab Control Sample - Batch: 660-79998

Method: 7470A
Preparation: 7470A

Lab Sample ID: LCS 660-79998/2-A
Client Matrix: Water
Dilution: 1.0
Date Analyzed: 06/04/2009 1614
Date Prepared: 06/04/2009 0900

Analysis Batch: 660-80110
Prep Batch: 660-79998
Units: ug/L

Instrument ID: Hg Analyzer
Lab File ID: N/A
Initial Weight/Volume: 25 mL
Final Weight/Volume: 25 mL

Analyte	Spike Amount	Result	% Rec.	Limit	Qual
Mercury	1.00	0.980	98	80 - 120	

Matrix Spike/ Matrix Spike Duplicate Recovery Report - Batch: 660-79998

Method: 7470A
Preparation: 7470A

MS Lab Sample ID: 660-29497-1
Client Matrix: Water
Dilution: 1.0
Date Analyzed: 06/04/2009 1628
Date Prepared: 06/04/2009 0900

Analysis Batch: 660-80110
Prep Batch: 660-79998

Instrument ID: Hg Analyzer
Lab File ID: N/A
Initial Weight/Volume: 25 mL
Final Weight/Volume: 25 mL

MSD Lab Sample ID: 660-29497-1
Client Matrix: Water
Dilution: 1.0
Date Analyzed: 06/04/2009 1630
Date Prepared: 06/04/2009 0900

Analysis Batch: 660-80110
Prep Batch: 660-79998

Instrument ID: Hg Analyzer
Lab File ID: N/A
Initial Weight/Volume: 25 mL
Final Weight/Volume: 25 mL

Analyte	% Rec. MS	% Rec. MSD	Limit	RPD	RPD Limit	MS Qual	MSD Qual
Mercury	87	106	80 - 120	19	20		

Calculations are performed before rounding to avoid round-off errors in calculated results.

Quality Control Results

Client: Hillsborough County

Job Number: 660-29497-1

Method Blank - Batch: 660-80130

Method: 300.0
Preparation: N/A

Lab Sample ID: MB 660-80130/3
Client Matrix: Water
Dilution: 1.0
Date Analyzed: 06/04/2009 1427
Date Prepared: N/A

Analysis Batch: 660-80130
Prep Batch: N/A
Units: mg/L

Instrument ID: ICS 2000
Lab File ID: N/A
Initial Weight/Volume:
Final Weight/Volume: 5 mL

Analyte	Result	Qual	MDL	PQL
Chloride	0.20	U	0.20	0.50

Lab Control Sample - Batch: 660-80130

Method: 300.0
Preparation: N/A

Lab Sample ID: LCS 660-80130/4
Client Matrix: Water
Dilution: 1.0
Date Analyzed: 06/04/2009 1509
Date Prepared: N/A

Analysis Batch: 660-80130
Prep Batch: N/A
Units: mg/L

Instrument ID: ICS 2000
Lab File ID: N/A
Initial Weight/Volume:
Final Weight/Volume: 5 mL

Analyte	Spike Amount	Result	% Rec.	Limit	Qual
Chloride	10.0	10.4	104	90 - 110	

Matrix Spike/ Matrix Spike Duplicate Recovery Report - Batch: 660-80130

Method: 300.0
Preparation: N/A

MS Lab Sample ID: 660-29611-K-3 MS
Client Matrix: Water
Dilution: 2.0
Date Analyzed: 06/04/2009 1716
Date Prepared: N/A

Analysis Batch: 660-80130
Prep Batch: N/A

Instrument ID: ICS 2000
Lab File ID: N/A
Initial Weight/Volume:
Final Weight/Volume: 5 mL

MSD Lab Sample ID: 660-29611-K-3 MSD
Client Matrix: Water
Dilution: 2.0
Date Analyzed: 06/04/2009 1759
Date Prepared: N/A

Analysis Batch: 660-80130
Prep Batch: N/A

Instrument ID: ICS 2000
Lab File ID: N/A
Initial Weight/Volume:
Final Weight/Volume: 5 mL

Analyte	% Rec. MS	% Rec. MSD	Limit	RPD	RPD Limit	MS Qual	MSD Qual
Chloride	106	106	90 - 110	0	30		

Calculations are performed before rounding to avoid round-off errors in calculated results.

Quality Control Results

Client: Hillsborough County

Job Number: 660-29497-1

Method Blank - Batch: 660-79869

Method: 350.1
Preparation: N/A

Lab Sample ID: MB 660-79869/3
Client Matrix: Water
Dilution: 1.0
Date Analyzed: 06/01/2009 1354
Date Prepared: N/A

Analysis Batch: 660-79869
Prep Batch: N/A
Units: mg/L

Instrument ID: Autoanalyzer
Lab File ID: N/A
Initial Weight/Volume: 1.0 mL
Final Weight/Volume: 1.0 mL

Analyte	Result	Qual	MDL	PQL
Ammonia (as N)	0.010	U	0.010	0.020

Lab Control Sample - Batch: 660-79869

Method: 350.1
Preparation: N/A

Lab Sample ID: LCS 660-79869/4
Client Matrix: Water
Dilution: 1.0
Date Analyzed: 06/01/2009 1355
Date Prepared: N/A

Analysis Batch: 660-79869
Prep Batch: N/A
Units: mg/L

Instrument ID: Autoanalyzer
Lab File ID: N/A
Initial Weight/Volume: 1.0 mL
Final Weight/Volume: 10 mL

Analyte	Spike Amount	Result	% Rec.	Limit	Qual
Ammonia (as N)	0.500	0.494	99	90 - 110	

Matrix Spike/ Matrix Spike Duplicate Recovery Report - Batch: 660-79869

Method: 350.1
Preparation: N/A

MS Lab Sample ID: 660-29497-1
Client Matrix: Water
Dilution: 1.0
Date Analyzed: 06/01/2009 1357
Date Prepared: N/A

Analysis Batch: 660-79869
Prep Batch: N/A

Instrument ID: Autoanalyzer
Lab File ID: N/A
Initial Weight/Volume: 1.0 mL
Final Weight/Volume: 10 mL

MSD Lab Sample ID: 660-29497-1
Client Matrix: Water
Dilution: 1.0
Date Analyzed: 06/01/2009 1359
Date Prepared: N/A

Analysis Batch: 660-79869
Prep Batch: N/A

Instrument ID: Autoanalyzer
Lab File ID: N/A
Initial Weight/Volume: 1.0 mL
Final Weight/Volume: 10 mL

Analyte	% Rec. MS	% Rec. MSD	Limit	RPD	RPD Limit	MS Qual	MSD Qual
Ammonia (as N)	87	89	90 - 110	1	30	J3	J3

Calculations are performed before rounding to avoid round-off errors in calculated results.

Quality Control Results

Client: Hillsborough County

Job Number: 660-29497-1

Method Blank - Batch: 660-79592

Method: 353.2
Preparation: N/A

Lab Sample ID: MB 660-79592/1
Client Matrix: Water
Dilution: 1.0
Date Analyzed: 05/22/2009 0920
Date Prepared: N/A

Analysis Batch: 660-79592
Prep Batch: N/A
Units: mg/L

Instrument ID: No Equipment Assigned
Lab File ID: N/A
Initial Weight/Volume: 50 mL
Final Weight/Volume: 50 mL

Analyte	Result	Qual	MDL	PQL
Nitrate Nitrite as N	0.10	U	0.10	0.50
Nitrite as N	0.10	U	0.10	0.50
Nitrate as N	0.10	U	0.10	0.50

Lab Control Sample - Batch: 660-79592

Method: 353.2
Preparation: N/A

Lab Sample ID: LCS 660-79592/2
Client Matrix: Water
Dilution: 1.0
Date Analyzed: 05/22/2009 0920
Date Prepared: N/A

Analysis Batch: 660-79592
Prep Batch: N/A
Units: mg/L

Instrument ID: No Equipment Assigned
Lab File ID: N/A
Initial Weight/Volume: 100 mL
Final Weight/Volume: 100 mL

Analyte	Spike Amount	Result	% Rec.	Limit	Qual
Nitrate Nitrite as N	1.00	1.02	102	90 - 110	
Nitrite as N	1.00	0.989	99	90 - 110	

Calculations are performed before rounding to avoid round-off errors in calculated results.

Quality Control Results

Client: Hillsborough County

Job Number: 660-29497-1

Method Blank - Batch: 640-57090

Method: SM 2540C
Preparation: N/A

Lab Sample ID: MB 640-57090/1
Client Matrix: Water
Dilution: 1.0
Date Analyzed: 05/28/2009 0920
Date Prepared: N/A

Analysis Batch: 640-57090
Prep Batch: N/A
Units: mg/L

Instrument ID: No Equipment Assigned
Lab File ID: N/A
Initial Weight/Volume: 200 mL
Final Weight/Volume: 200 mL

Analyte	Result	Qual	MDL	PQL
Total Dissolved Solids	5.0	U	5.0	5.0

Lab Control Sample/ Lab Control Sample Duplicate Recovery Report - Batch: 640-57090

Method: SM 2540C
Preparation: N/A

LCS Lab Sample ID: LCS 640-57090/2
Client Matrix: Water
Dilution: 1.0
Date Analyzed: 05/28/2009 0920
Date Prepared: N/A

Analysis Batch: 640-57090
Prep Batch: N/A
Units: mg/L

Instrument ID: No Equipment Assigned
Lab File ID: N/A
Initial Weight/Volume: 100 mL
Final Weight/Volume: 200 mL

LCSD Lab Sample ID: LCSD 640-57090/3
Client Matrix: Water
Dilution: 1.0
Date Analyzed: 05/28/2009 0920
Date Prepared: N/A

Analysis Batch: 640-57090
Prep Batch: N/A
Units: mg/L

Instrument ID: No Equipment Assigned
Lab File ID: N/A
Initial Weight/Volume: 100 mL
Final Weight/Volume: 200 mL

Analyte	% Rec. LCS	% Rec. LCSD	Limit	RPD	RPD Limit	LCS Qual	LCSD Qual
Total Dissolved Solids	95	100	80 - 120	5	25		

Calculations are performed before rounding to avoid round-off errors in calculated results.

Quality Control Results

Client: Hillsborough County

Job Number: 660-29497-1

Duplicate - Batch: 640-57090

Method: SM 2540C
Preparation: N/A

Lab Sample ID: 640-22128-A-1 DU
Client Matrix: Water
Dilution: 1.0
Date Analyzed: 05/28/2009 0920
Date Prepared: N/A

Analysis Batch: 640-57090
Prep Batch: N/A
Units: mg/L

Instrument ID: No Equipment Assigned
Lab File ID: N/A
Initial Weight/Volume: 10 mL
Final Weight/Volume: 200 mL

Analyte	Sample Result/Qual	Result	RPD	Limit	Qual
Total Dissolved Solids	6900	7640	10	25	

Calculations are performed before rounding to avoid round-off errors in calculated results.

TestAmerica

THE LEADER IN ENVIRONMENTAL TESTING

160-99497

HILLSBOROUGH COUNTY DEPT. OF SOLID WASTE COC SHEET

SOUTHEAST LANDFILL WELL MONITORING PROGRAM

PRECLEANED SAMPLE CONTAINERS: | DATE | TIME

RELINQUISHED BY: [signature] REP. OF CONTRACT LAB. 5-14-09 1020

ACCEPTED BY: [signature] REP. OF SOLID WASTE DEPT. 5-18-09 11:00

LOCATION: TH-64 SAMPLE MATRIX: WATER OTHER MATRIX: ____

PERSONAL ENGAGED IN SAMPLE COLLECTION ~~A.Adger~~ A.Balloon ~~D.Pannell~~

WELL DIAMETER: 2.0 INCH:

				DATE | TIME
TOTAL DEPTH OF WELL:	~~19.20~~	Ft. 23.00	PURGE STARTED:	5-21-09 11:30A
DEPTH TO WATER:	19.82	Ft.	PURGE RATE:	.10 GPM.
LENGTH OF WATER COL:	3.18	Ft.		DATE | TIME
VOLUME TO PURGE:	0.5 / 1.5	Gal.	PURGE ENDED:	5-21-09 11:55A
			ACT. VOL. PURGED:	2.5 GAL.

FIELD PARAMETERS:

BY	TIME	TEMP	COND	PH	DO	TURB
~~AA~~	11:45	24.16	272	5.29	1.72	6.9
~~AA~~	11:50	24.15	272	5.25	1.72	6.8
~~AA~~	11:55	24.08	274	5.19	1.74	6.6

SAMPLE CONTAINERS

QTY	CONTAINER DESCRIPTION	QTY	CONTAINER DESCRIPTION	PRESERVED
3	40 ml VIAL	3	40 ml VIAL	
	125 ml. PLASTIC		125 ml. PLASTIC	
	125 ml GLASS		125 ml GLASS	
	250 ml. PLASTIC	2	250 ml. PLASTIC	
	250 ml. GLASS		250 ml. GLASS	
2	500 ml. PLASTIC		500 ml. PLASTIC	
	500 ml. GLASS		500 ml. GLASS	
	LITER PLASTIC		LITER PLASTIC	
	LITER GLASS		LITER GLASS	
	BACTERIAL		BACTERIAL	

10 TOTAL No. OF SAMPLES COLLECTED:

COLLECTED DATE | TIME: 5-21-09 | 11:55A

ANALYSIS REQUESTED:

AMMONIA-NITROGEN CHLORIDE IRON MERCURY NITRATE-NITROGEN
SODIUM TDS PARAMETERS LISTED IN 40 CFR PART258, APPENDIX I

PRESERVED SAMPLES PH < 2.0 yes SAMPLE STORAGE: COOLER & ICE TO 4.0 c

ABOVE LISTED SAMPLES: | DATE | TIME

RELINQUISHED BY: [signature] REP. OF SOLID WASTE DEPT. 5-21-09 | 2:15

ACCEPTED BY: Amanda Harrison REP. OF CONTRACT LAB. 5-21-09 | 2:15

COMMENT`S: WO#00018

3.7°c & 4.1°c CH-07

TestAmerica
THE LEADER IN ENVIRONMENTAL TESTING

6060-29497

HILLSBOROUGH COUNTY DEPT. OF SOLID WASTE COC SHEET

SOUTHEAST LANDFILL WELL MONITORING PROGRAM

PRECLEANED SAMPLE CONTAINERS: | DATE | TIME

RELINQUISHED BY: Charles Wolf REP. OF CONTRACT LAB. 5-14-09 1020

ACCEPTED BY: Ben REP. OF SOLID WASTE DEPT. 5-18-09 11:00

LOCATION: TH-38-B SAMPLE MATRIX: WATER OTHER MATRIX: ____

PERSONAL ENGAGED IN SAMPLE COLLECTION ☑ A.Adger ☑ A.Balloon ☐ D.Pannell

WELL DIAMETER: 2.0 INCH:

				DATE	TIME
TOTAL DEPTH OF WELL:	15.58	Ft.	PURGE STARTED:	5-21-09	10:07
DEPTH TO WATER:	13.16	Ft.	PURGE RATE:	.10	GPM.
LENGTH OF WATER COL:	2.42	Ft.		DATE	TIME
VOLUME TO PURGE:	0.4 / 1.2	Gal.	PURGE ENDED:	5-21-09	10:29
			ACT. VOL. PURGED:	2.2	GAL.

FIELD PARAMETERS:

BY	TIME	TEMP	COND	PH	DO	TURB
~~AA~~	10:19	25.48	128	5.45	3.24	881
~~AA~~	10:24	25.49	128	5.45	3.22	753
~~AA~~	10:29	25.41	127	5.46	3.22	742

SAMPLE CONTAINERS

QTY	CONTAINER DESCRIPTION	QTY	CONTAINER DESCRIPTION	PRESERVED
3	40 ml VIAL	3	40 ml VIAL	
	125 ml. PLASTIC		125 ml. PLASTIC	
	125 ml GLASS		125 ml GLASS	
	250 ml. PLASTIC	2	250 ml. PLASTIC	
	250 ml. GLASS		250 ml. GLASS	
2	500 ml. PLASTIC	+	500 ml. PLASTIC	
	500 ml. GLASS		500 ml. GLASS	
	LITER PLASTIC		LITER PLASTIC	
	LITER GLASS		LITER GLASS	
	BACTERIAL		BACTERIAL	

10 TOTAL No. OF SAMPLES COLLECTED:

COLLECTED DATE | TIME: 5-21-05 | 10:29AM

ANALYSIS REQUESTED:

AMMONIA-NITROGEN CHLORIDE IRON MERCURY NITRATE-NITROGEN SODIUM TDS PARAMETERS LISTED IN 40 CFR PART258, APPENDIX I

PRESERVED SAMPLES PH < 2.0 yes SAMPLE STORAGE: COOLER & ICE TO 4.0 c

ABOVE LISTED SAMPLES: | DATE | TIME

RELINQUISHED BY: ____ REP. OF SOLID WASTE DEPT. 5-21-09 | 2:15

ACCEPTED BY: Amanda Duncan REP. OF CONTRACT LAB. 5-21-09 | 2:15

COMMENT`S: WO# 0018

TestAmerica

THE LEADER IN ENVIRONMENTAL TESTING

C060-29497

HILLSBOROUGH COUNTY DEPT. OF SOLID WASTE COC SHEET

SOUTHEAST LANDFILL WELL MONITORING PROGRAM

PRECLEANED SAMPLE CONTAINERS: | DATE | TIME

RELINQUISHED BY: [signature] REP. OF CONTRACT LAB. 5-14-09 1020

ACCEPTED BY: [signature] REP. OF SOLID WASTE DEPT. 5-18-09 11:00

LOCATION: TH-61A SAMPLE MATRIX: WATER OTHER MATRIX: ____

PERSONAL ENGAGED IN SAMPLE COLLECTION ☑ A.Adger ☐ A.Balloon ☑ D.Pannell

WELL DIAMETER: 2.0 INCH:

				DATE	TIME
TOTAL DEPTH OF WELL:	~~25.90~~	Ft. 23.35	PURGE STARTED:	5-21-09	10:50
DEPTH TO WATER:	20.27	Ft.	PURGE RATE:	.10	GPM.
LENGTH OF WATER COL:	3.08	Ft.		DATE	TIME
VOLUME TO PURGE:	0.5 / 1.5	Gal.	PURGE ENDED:	5-21-09	11:15
			ACT. VOL. PURGED:	2.5	GAL.

FIELD PARAMETERS:

BY	TIME	TEMP	COND	PH	DO	TURB
AA	11:05	25.02	119	5.52	3.25	26.8
AA	11:10	25.12	119	5.49	3.04	26.1
AA	11:15	25.11	11.9	5.47	3.07	25.3

SAMPLE CONTAINERS

QTY	CONTAINER DESCRIPTION	QTY	CONTAINER DESCRIPTION	PRESERVED
3	40 ml VIAL	3	40 ml VIAL	
	125 ml. PLASTIC		125 ml. PLASTIC	
	125 ml GLASS		125 ml GLASS	
	250 ml. PLASTIC	2	250 ml. PLASTIC	
	250 ml. GLASS		250 ml. GLASS	
2	500 ml. PLASTIC		500 ml. PLASTIC	
	500 ml. GLASS		500 ml. GLASS	
	LITER PLASTIC		LITER PLASTIC	
	LITER GLASS		LITER GLASS	
	BACTERIAL		BACTERIAL	

10 TOTAL No. OF SAMPLES COLLECTED:

COLLECTED DATE | TIME: 5-21-09 | 11:15A

ANALYSIS REQUESTED:

AMMONIA-NITROGEN CHLORIDE IRON MERCURY NITRATE-NITROGEN
SODIUM TDS PARAMETERS LISTED IN 40 CFR PART258, APPENDIX I

PRESERVED SAMPLES PH < 2.0 yes SAMPLE STORAGE: COOLER & ICE TO 4.0 c

ABOVE LISTED SAMPLES: | DATE | TIME

RELINQUISHED BY: [signature] REP. OF SOLID WASTE DEPT. 5-21-09 | 2:15

ACCEPTED BY: [signature] REP. OF CONTRACT LAB. 5-21-09 | 2:15

COMMENT'S: WO#0018

TestAmerica
THE LEADER IN ENVIRONMENTAL TESTING

660-~~29496~~ 29497 A811 5-21-09

HILLSBOROUGH COUNTY DEPT. OF SOLID WASTE COC SHEET
SOUTHEAST LANDFILL WELL MONITORING PROGRAM

PRECLEANED SAMPLE CONTAINERS: DATE | TIME

RELINQUISHED BY: [signature] REP. OF CONTRACT LAB. 5-14-09 1020

ACCEPTED BY: [signature] REP. OF SOLID WASTE DEPT. 5-18-09 11:00

LOCATION: TH-67 SAMPLE MATRIX: WATER OTHER MATRIX: ____

PERSONAL ENGAGED IN SAMPLE COLLECTION ☐ ~~A.~~ Adger ☐ ~~A.~~ Balloon ☐ ~~D.~~ Pannell

WELL DIAMETER: 2.0 INCH:

				DATE	TIME
TOTAL DEPTH OF WELL:	15.25	Ft.	PURGE STARTED:	5-21-09	10:05
DEPTH TO WATER:	6.77	Ft.	PURGE RATE:	.25	GPM.
LENGTH OF WATER COL:	8.48	Ft.		DATE	TIME
VOLUME TO PURGE:	1.4	Gal.	PURGE ENDED:	5-21-09	10:32
	4.2		ACT. VOL. PURGED:	6.8	GAL.

FIELD PARAMETERS:

BY	TIME	TEMP	COND	PH	DO	TURB
~~AA~~	10:22	22.95	675	6.55	4.04	3.0
~~AA~~	10:27	22.99	673	6.55	4.01	2.8
~~AA~~	10:32	23.12	670	6.55	4.09	2.5

SAMPLE CONTAINERS

QTY	CONTAINER DESCRIPTION	QTY	CONTAINER DESCRIPTION	PRESERVED
3	40 ml VIAL	3	40 ml VIAL	
	125 ml. PLASTIC		125 ml. PLASTIC	
	125 ml GLASS		125 ml GLASS	
	250 ml. PLASTIC	2	250 ml. PLASTIC	
	250 ml. GLASS		250 ml. GLASS	
2	500 ml. PLASTIC		500 ml. PLASTIC	
	500 ml. GLASS	~~2~~ AA	500 ml. GLASS	
	LITER PLASTIC		LITER PLASTIC	
	LITER GLASS		LITER GLASS	
	BACTERIAL		BACTERIAL	

10 TOTAL No. OF SAMPLES COLLECTED:

COLLECTED
DATE | TIME
5-21-09 | 10:32A

ANALYSIS REQUESTED:

AMMONIA-NITROGEN CHLORIDE IRON MERCURY NITRATE-NITROGEN
SODIUM TDS PARAMETERS LISTED IN 40 CFR PART258, APPENDIX I

PRESERVED SAMPLES PH < 2 yes SAMPLE STORAGE: COOLER & ICE TO 4.0 c

ABOVE LISTED SAMPLES: DATE | TIME
RELINQUISHED BY: [signature] REP. OF SOLID WASTE DEPT. 5-21-09 | 2:15
ACCEPTED BY: Amanda Hanson REP. OF CONTRACT LAB. 5-21-09 | 2:15

COMMENT`S: WO # 0018

HILLSBOROUGH COUNTY DEPT. OF SOLID WASTE COC SHEET
SOUTHEAST LANDFILL MONITORING PROGRAM

PRECLEANED SAMPLE CONTAINERS: DATE | TIME

RELINQUISHED BY: _____ REP. OF CONTRACT LAB. _____ | _____

ACCEPTED BY: _____ REP. OF SOLID WASTE DEPT. 5-18-09 | 11:00

LOCATION: BLANK-TRAVEL SAMPLE MATRIX: WATER OTHER MATRIX: _____

PERSONAL ENGAGED IN SAMPLE COLLECTION: ☑ A.Adger ☑ A.Balloon ☑ W.Bannon

CONTAINER CODE:

NO. COL.	TYPE	PRESERVATIVE	CONTAINER TYPE	COLLECTED DATE	TIME
2	VOC	1:1 HCL	2-40 ml. SEPTUM VIAL	5-21-09	9:46

2 TOTAL No. OF SAMPLES COLLECTED:

ANALYSIS REQUESTED:

EPA 8260

PRESERVED SAMPLES PH < 2.0 yes SAMPLE STORAGE: COOLER & ICE TO 4.0 c

ABOVE LISTED SAMPLES: DATE | TIME

RELINQUISHED BY: _____ REP. OF SOLID WASTE DEPT. 5-21-09 | _____

ACCEPTED BY: _____ REP. OF CONTRACT LAB. 5-21-09 | _____

Sample rec'd 5-21-09

COMMENTS: WO#OON COC rec'd 5-22-09 MM 5-22-09

TestAmerica
THE LEADER IN ENVIRONMENTAL TESTING

TestAmerica
THE LEADER IN ENVIRONMENTAL TESTING

PRESERVATION CONFIRMATION FORM

Tampa, FL

JOB NUMBER: 660-29497 Logged In TALS By: Amanda Hanson

Cooler Received on (date) 5-4-09 And Opened By (full name): Charles Volz

1. Shipper (circle one) FEDEX UPS DHL WALK-IN COURIER OTHER:

2. Tracking #

3. Temperature of rep. sample or temp blank when opened: 3.7 & 4.1 Degrees Celsius CU07

4. Number of H2SO4 (sulfuric acid) preserved containers: 4 YES

All containers pH < 2 ? _____ If not please comment below

5. Number of HCL (hydrochloric acid) preserved containers:

All containers pH < 2 ? _____ If not please comment below:

6. Number of HNO3 (nitric acid) preserved containers: 6

All containers pH < 2 ? YES If not please comment below:

7. Number of NaOH (sodium hydroxide) preserved containers:

All containers pH >12 ? _____ If not please comment below:

8. Number of Unpreserved containers: 10

All containers pH between 6 and 8? YES If not please comment below:

2/Eq Blank PH=5

9. Was chlorine present in any of the unpreserved containers? NO

If yes, which samples?

TestAmerica
THE LEADER IN ENVIRONMENTAL TESTING

Login Sample Receipt Check List

Client: Hillsborough County

Job Number: 660-29497-1

Login Number: 29497
Creator: Harrison, Amanda
List Number: 1

List Source: TestAmerica Tampa

Question	T / F/ NA	Comment
Radioactivity either was not measured or, if measured, is at or below background	N/A	
The cooler's custody seal, if present, is intact.	N/A	
The cooler or samples do not appear to have been compromised or tampered with.	True	
Samples were received on ice.	True	
Cooler Temperature is acceptable.	True	
Cooler Temperature is recorded.	True	3.7 and 4.1 degrees C CU-07
COC is present.	False	no COC for Travel Blank, client faxed COC
COC is filled out in ink and legible.	True	
COC is filled out with all pertinent information.	True	
There are no discrepancies between the sample IDs on the containers and the COC.	True	
Samples are received within Holding Time.	True	
Sample containers have legible labels.	True	
Containers are not broken or leaking.	True	
Sample collection date/times are provided.	True	
Appropriate sample containers are used.	True	
Sample bottles are completely filled.	True	
There is sufficient vol. for all requested analyses, incl. any requested MS/MSDs	True	
VOA sample vials do not have headspace or bubble is <6mm (1/4") in diameter.	True	
If necessary, staff have been informed of any short hold time or quick TAT needs	True	
Multiphasic samples are not present.	True	
Samples do not require splitting or compositing.	True	

TestAmerica
THE LEADER IN ENVIRONMENTAL TESTING

Login Sample Receipt Check List

Client: Hillsborough County

Job Number: 660-29497-1

Login Number: 29497
Creator: Jones, Daniella
List Number: 1

List Source: TestAmerica Tallahassee
List Creation: 05/26/09 08:59 AM

Question	T / F/ NA	Comment
Radioactivity either was not measured or, if measured, is at or below background	N/A	
The cooler's custody seal, if present, is intact.	True	
The cooler or samples do not appear to have been compromised or tampered with.	True	
Samples were received on ice.	True	
Cooler Temperature is acceptable.	True	
Cooler Temperature is recorded.	True	
COC is present.	True	
COC is filled out in ink and legible.	True	
COC is filled out with all pertinent information.	True	
There are no discrepancies between the sample IDs on the containers and the COC.	True	
Samples are received within Holding Time.	True	
Sample containers have legible labels.	True	
Containers are not broken or leaking.	True	
Sample collection date/times are provided.	True	
Appropriate sample containers are used.	True	
Sample bottles are completely filled.	True	
There is sufficient vol. for all requested analyses, incl. any requested MS/MSDs	True	
VOA sample vials do not have headspace or bubble is <6mm (1/4") in diameter.	N/A	
If necessary, staff have been informed of any short hold time or quick TAT needs	True	
Multiphasic samples are not present.	True	
Samples do not require splitting or compositing.	True	

Facility Name: SOUTHEAST COUNTY SLF (PICNIC LF)

PARAMETER MONITORING REPORT

Rule 62-701

WACS Report Type: SEMGW

Description: Semiannual Gw: 62-701.510(8)(A) (2 Pages)

WACS Facility ID #: 41193

WACS Testsite ID #: 20494

WACS Testsite Name: TH-64

Water Classification: G-II
(i.e.: LC - Leachate, G-II, SW-IIIF)

* Well Purged prior to Sample Collection? (Y/N): Y

Sample Date/Time: 5/21/2009 11:55:00AM

Sampling Method: Unknown

Permitted Well Type: DE

(AS) Assessment
(BG) Background
(CO) Compliance
(DE) Detection
(DG) Downgradient
(IM) Intermediate
(IW) Irrigation Well
(OT) Other
(PZ) Piezometer
(SO) Source
(UP) Upgradient
(WS) Water Supply

STORET Code	Parameter Monitored	Field Filtered (Y/N)	NELAC Lab Certification # (DOHE)	Analysis Method	Analysis Date/Time	Analysis Result	Detection Limit	Units	Qual
034371	Ethylbenzene	N	E84282	8260B	5/22/2009 2:28:00PM	0.44	0.44	ug/L	U
071900	Mercury	N	E84282	7470A	6/4/2009 4:26:00PM	0.072	0.072	ug/L	U
001092	Zinc	N	E84282	6010B	6/10/2009 10:28:00AM	24	5	ug/L	
001087	Vanadium	N	E84282	6010B	6/10/2009 10:28:00AM	6	2.5	ug/L	I
001059	Thallium	N	E84282	6010B	6/10/2009 10:28:00AM	5	5	ug/L	U
000929	Sodium	N	E84282	6010B	6/10/2009 10:28:00AM	7.2	0.31	mg/L	
001077	Silver	N	E84282	6010B	6/10/2009 10:28:00AM	1	1	ug/L	U
001147	Selenium	N	E84282	6010B	6/10/2009 10:28:00AM	5	5	ug/L	U
001067	Nickel	N	E84282	6010B	6/10/2009 10:28:00AM	2	2	ug/L	U
034475	Tetrachloroethene	N	E84282	8260B	5/22/2009 2:28:00PM	0.5	0.5	ug/L	U
001045	Iron	N	E84282	6010B	6/10/2009 10:28:00AM	300	50	ug/L	
001042	Copper	N	E84282	6010B	6/10/2009 10:28:00AM	2.9	2.9	ug/L	U
001037	Cobalt	N	E84282	6010B	6/10/2009 10:28:00AM	2	2	ug/L	U
001034	Chromium	N	E84282	6010B	6/10/2009 10:28:00AM	2.4	2	ug/L	I
001027	Cadmium	N	E84282	6010B	6/10/2009 10:28:00AM	1.1	1	ug/L	I
001012	Beryllium	N	E84282	6010B	6/10/2009 10:28:00AM	0.5	0.5	ug/L	U
001007	Barium	N	E84282	6010B	6/10/2009 10:28:00AM	23	2	ug/L	
000620	Nitrate as N	N	E84282	353.2	5/22/2009 9:20:00AM	0.14	0.1	mg/L	I
032106	Trichloromethane	N	E84282	8260B	5/22/2009 2:28:00PM	0.9	0.9	ug/L	U
034301	Chlorobenzene	N	E84282	8260B	5/22/2009 2:28:00PM	0.63	0.63	ug/L	U
034488	Trichlorofluoromethane	N	E84282	8260B	5/22/2009 2:28:00PM	2.5	2.5	ug/L	U
081552	Acetone	N	E84282	8260B	5/22/2009 2:28:00PM	9.9	9.9	ug/L	U
000610	Ammonia (as N)	N	E84282	350.1	6/1/2009 1:56:00PM	0.54	0.01	mg/L	J
000940	Chloride	N	E84282	300	6/4/2009 10:13:00PM	19	0.2	mg/L	
070300	Total Dissolved Solids	N	E81005	SM 2540C	5/28/2009 9:20:00AM	170	5	mg/L	
081551	Xylenes, Total	N	E84282	8260B	5/22/2009 2:28:00PM	0.5	0.5	ug/L	U
078124	Benzene	N	E84282	8260B	5/22/2009 2:28:00PM	0.5	0.5	ug/L	U
001097	Antimony	N	E84282	6010B	6/10/2009 10:28:00AM	4	4	ug/L	U
077057	Vinyl acetate	N	E84282	8260B	5/22/2009 2:28:00PM	1.5	1.5	ug/L	U
001002	Arsenic	N	E84282	6010B	6/10/2009 10:28:00AM	4	4	ug/L	U
039180	Trichloroethene	N	E84282	8260B	5/22/2009 2:28:00PM	0.5	0.5	ug/L	U
049263	trans-1,4-Dichloro-2-butene	N	E84282	8260B	5/22/2009 2:28:00PM	2.5	2.5	ug/L	U
034699	trans-1,3-Dichloropropene	N	E84282	8260B	5/22/2009 2:28:00PM	0.14	0.14	ug/L	U
034546	trans-1,2-Dichloroethene	N	E84282	8260B	5/22/2009 2:28:00PM	0.44	0.44	ug/L	U
034010	Toluene	N	E84282	8260B	5/22/2009 2:28:00PM	0.51	0.51	ug/L	U
001051	Lead	N	E84282	6010B	6/10/2009 10:28:00AM	2	2	ug/L	U
039175	Vinyl chloride	N	E84282	8260B	5/22/2009 2:28:00PM	0.5	0.5	ug/L	U
034413	Bromomethane	N	E84282	8260B	5/22/2009 2:28:00PM	2.5	2.5	ug/L	U
077596	Dibromomethane	N	E84282	8260B	5/22/2009 2:28:00PM	0.41	0.41	ug/L	U
032105	Dibromochloromethane	N	E84282	8260B	5/22/2009 2:28:00PM	0.34	0.34	ug/L	U
034704	cis-1,3-Dichloropropene	N	E84282	8260B	5/22/2009 2:28:00PM	0.14	0.14	ug/L	U
077093	cis-1,2-Dichloroethene	N	E84282	8260B	5/22/2009 2:28:00PM	0.65	0.65	ug/L	U
034418	Chloromethane	N	E84282	8260B	5/22/2009 2:28:00PM	1	1	ug/L	U
081596	4-Methyl-2-pentanone	N	E84282	8260B	5/22/2009 2:28:00PM	3.8	3.8	ug/L	U

* Well purging is the process of pumping the well prior to sampling in order to obtain a representative ground water sample.

Form Produced by FDEP Validator software

WACS Facility ID #: 41193
WACS Testsite ID #: 20494
WACS Testsite Name: TH-64
Water Classification: G-II
(i.e.: LC - Leachate, G-II, SW-IIIF)

* Well Purged prior to Sample Collection? (Y/N): Y

Sample Date/Time: 5/21/2009 11:55:00AM
Sampling Method: Unknown
Permitted Well Type: DE

(AS) Assessment
(BG) Background
(CO) Compliance
(DE) Detection
(DG) Downgradient
(IM) Intermediate
(IW) Irrigation Well
(OT) Other
(PZ) Piezometer
(SO) Source
(UP) Upgradient
(WS) Water Supply

STORET Code	Parameter Monitored	Field Filtered (Y/N)	NELAC Lab Certification # (DOHE)	Analysis Method	Analysis Date/Time	Analysis Result	Detection Limit	Units	Qual
000406	Field pH	N	E84282	DEP-SOP	5/21/2009 11:55:00AM	5.19		SU	
081595	2-Butanone	N	E84282	8260B	5/22/2009 2:28:00PM	8.4	8.4	ug/L	U
034311	Chloroethane	N	E84282	8260B	5/22/2009 2:28:00PM	2.5	2.5	ug/L	U
032104	Bromoform	N	E84282	8260B	5/22/2009 2:28:00PM	0.58	0.58	ug/L	U
032101	Bromodichloromethane	N	E84282	8260B	5/22/2009 2:28:00PM	0.35	0.35	ug/L	U
073085	Bromochloromethane	N	E84282	8260B	5/22/2009 2:28:00PM	0.58	0.58	ug/L	U
034215	Acrylonitrile	N	E84282	8260B	5/22/2009 2:28:00PM	1.2	1.2	ug/L	U
034506	1,1,1-Trichloroethane	N	E84282	8260B	5/22/2009 2:28:00PM	0.46	0.46	ug/L	U
077128	Styrene	N	E84282	8260B	5/22/2009 2:28:00PM	0.98	0.98	ug/L	U
077424	Iodomethane	N	E84282	8260B	5/22/2009 2:28:00PM	2.5	2.5	ug/L	U
034571	1,4-Dichlorobenzene	N	E84282	8260B	5/22/2009 2:28:00PM	0.52	0.52	ug/L	U
034536	1,2-Dichlorobenzene	N	E84282	8260B	5/22/2009 2:28:00PM	0.44	0.44	ug/L	U
034541	1,2-Dichloropropane	N	E84282	8260B	5/22/2009 2:28:00PM	0.52	0.52	ug/L	U
032102	Carbon tetrachloride	N	E84282	8260B	5/22/2009 2:28:00PM	0.42	0.42	ug/L	U
034531	1,2-Dichloroethane	N	E84282	8260B	5/22/2009 2:28:00PM	0.57	0.57	ug/L	U
077041	Carbon disulfide	N	E84282	8260B	5/22/2009 2:28:00PM	0.85	0.85	ug/L	U
077443	1,2,3-Trichloropropane	N	E84282	8260B	5/22/2009 2:28:00PM	0.18	0.18	ug/L	U
034501	1,1-Dichloroethene	N	E84282	8260B	5/22/2009 2:28:00PM	0.45	0.45	ug/L	U
034496	1,1-Dichloroethane	N	E84282	8260B	5/22/2009 2:28:00PM	0.52	0.52	ug/L	U
034423	Methylene Chloride	N	E84282	8260B	5/22/2009 2:28:00PM	4	4	ug/L	U
034516	1,1,2,2-Tetrachloroethane	N	E84282	8260B	5/22/2009 2:28:00PM	0.15	0.15	ug/L	U
077103	2-Hexanone	N	E84282	8260B	5/22/2009 2:28:00PM	4.4	4.4	ug/L	U
000010	Field Temperature	N	E84282	DEP-SOP	5/21/2009 11:55:00AM	24.08		Degrees C	
034511	1,1,2-Trichloroethane	N	E84282	8260B	5/22/2009 2:28:00PM	0.47	0.47	ug/L	U
000299	Oxygen, Dissolved	N	E84282	DEP-SOP	5/21/2009 11:55:00AM	1.74		mg/L	
000094	Specific Conductance	N	E84282	DEP-SOP	5/21/2009 11:55:00AM	274		umhos/cm	
082079	Turbidity	N	E84282	DEP-SOP	5/21/2009 11:55:00AM	6.6		NTU	
038437	1,2-Dibromo-3-Chloropropane	N	E81005	8011	6/2/2009 10:20:00PM	0.0026	0.0026	ug/L	U
077651	Ethylene Dibromide	N	E81005	8011	6/2/2009 10:20:00PM	0.0042	0.0042	ug/L	U
077562	1,1,1,2-Tetrachloroethane	N	E84282	8260B	5/22/2009 2:28:00PM	0.63	0.63	ug/L	U

Total Parameters Monitored: 74

* Well purging is the process of pumping the well prior to sampling in order to obtain a representative ground water sample.

Facility Name: SOUTHEAST COUNTY SLF (PICNIC LF)

PARAMETER MONITORING REPORT

Rule 62-701

WACS Report Type: SEMGW

Description: Semiannual Gw: 62-701.510(8)(A) (2 Pages)

WACS Facility ID #: 41193

WACS Testsite ID #: 19863

WACS Testsite Name: TH-38-B

Water Classification: G-II
(i.e.: LC - Leachate, G-II, SW-IIIF)

* Well Purged prior to Sample Collection? (Y/N): Y

Sample Date/Time: 5/21/2009 10:29:00AM

Sampling Method: Unknown

Permitted Well Type: PZ

(AS) Assessment
(BG) Background
(CO) Compliance
(DE) Detection
(DG) Downgradient
(IM) Intermediate
(IW) Irrigation Well
(OT) Other
(PZ) Piezometer
(SO) Source
(UP) Upgradient
(WS) Water Supply

STORET Code	Parameter Monitored	Field Filtered (Y/N)	NELAC Lab Certification # (DOHE)	Analysis Method	Analysis Date/Time	Analysis Result	Detection Limit	Units	Qual
034541	1,2-Dichloropropane	N	E84282	8260B	5/22/2009 2:45:00PM	0.52	0.52	ug/L	JU
081552	Acetone	N	E84282	8260B	5/22/2009 2:45:00PM	9.9	9.9	ug/L	JU
034571	1,4-Dichlorobenzene	N	E84282	8260B	5/22/2009 2:45:00PM	0.52	0.52	ug/L	JU
038437	1,2-Dibromo-3-Chloropropane	N	E81005	8011	6/2/2009 10:33:00PM	0.0026	0.0026	ug/L	U
077651	Ethylene Dibromide	N	E81005	8011	6/2/2009 10:33:00PM	0.0042	0.0042	ug/L	U
077562	1,1,1,2-Tetrachloroethane	N	E84282	8260B	5/22/2009 2:45:00PM	0.63	0.63	ug/L	JU
034506	1,1,1-Trichloroethane	N	E84282	8260B	5/22/2009 2:45:00PM	0.46	0.46	ug/L	JU
082079	Turbidity	N	E84282	DEP-SOP	5/21/2009 10:29:00AM	742		NTU	
034511	1,1,2-Trichloroethane	N	E84282	8260B	5/22/2009 2:45:00PM	0.47	0.47	ug/L	JU
081596	4-Methyl-2-pentanone	N	E84282	8260B	5/22/2009 2:45:00PM	3.8	3.8	ug/L	JU
034501	1,1-Dichloroethene	N	E84282	8260B	5/22/2009 2:45:00PM	0.45	0.45	ug/L	JU
034423	Methylene Chloride	N	E84282	8260B	5/22/2009 2:45:00PM	4	4	ug/L	JU
034536	1,2-Dichlorobenzene	N	E84282	8260B	5/22/2009 2:45:00PM	0.44	0.44	ug/L	JU
000094	Specific Conductance	N	E84282	DEP-SOP	5/21/2009 10:29:00AM	127		umhos/cm	
071900	Mercury	N	E84282	7470A	6/4/2009 4:32:00PM	0.12	0.072	ug/L	I
081595	2-Butanone	N	E84282	8260B	5/22/2009 2:45:00PM	8.4	8.4	ug/L	JU
077443	1,2,3-Trichloropropane	N	E84282	8260B	5/22/2009 2:45:00PM	0.18	0.18	ug/L	JU
034311	Chloroethane	N	E84282	8260B	5/22/2009 2:45:00PM	2.5	2.5	ug/L	U
034516	1,1,2,2-Tetrachloroethane	N	E84282	8260B	5/22/2009 2:45:00PM	0.15	0.15	ug/L	JU
034215	Acrylonitrile	N	E84282	8260B	5/22/2009 2:45:00PM	1.2	1.2	ug/L	U
073085	Bromochloromethane	N	E84282	8260B	5/22/2009 2:45:00PM	0.58	0.58	ug/L	JU
032101	Bromodichloromethane	N	E84282	8260B	5/22/2009 2:45:00PM	0.35	0.35	ug/L	JU
032104	Bromoform	N	E84282	8260B	5/22/2009 2:45:00PM	0.58	0.58	ug/L	JU
034413	Bromomethane	N	E84282	8260B	5/22/2009 2:45:00PM	2.5	2.5	ug/L	U
077424	Iodomethane	N	E84282	8260B	5/22/2009 2:45:00PM	2.5	2.5	ug/L	U
078124	Benzene	N	E84282	8260B	5/22/2009 2:45:00PM	0.5	0.5	ug/L	JU
077103	2-Hexanone	N	E84282	8260B	5/22/2009 2:45:00PM	4.4	4.4	ug/L	JU
000299	Oxygen, Dissolved	N	E84282	DEP-SOP	5/21/2009 10:29:00AM	3.22		mg/L	
034418	Chloromethane	N	E84282	8260B	5/22/2009 2:45:00PM	1	1	ug/L	JU
077093	cis-1,2-Dichloroethene	N	E84282	8260B	5/22/2009 2:45:00PM	0.65	0.65	ug/L	JU
034704	cis-1,3-Dichloropropene	N	E84282	8260B	5/22/2009 2:45:00PM	0.14	0.14	ug/L	JU
032105	Dibromochloromethane	N	E84282	8260B	5/22/2009 2:45:00PM	0.34	0.34	ug/L	JU
077596	Dibromomethane	N	E84282	8260B	5/22/2009 2:45:00PM	0.41	0.41	ug/L	JU
077041	Carbon disulfide	N	E84282	8260B	5/22/2009 2:45:00PM	0.85	0.85	ug/L	U
034496	1,1-Dichloroethane	N	E84282	8260B	5/22/2009 2:45:00PM	0.52	0.52	ug/L	JU
032102	Carbon tetrachloride	N	E84282	8260B	5/22/2009 2:45:00PM	0.42	0.42	ug/L	JU
001027	Cadmium	N	E84282	6010B	6/10/2009 10:34:00AM	1	1	ug/L	U
001059	Thallium	N	E84282	6010B	6/10/2009 10:34:00AM	5	5	ug/L	U
001147	Selenium	N	E84282	6010B	6/10/2009 10:34:00AM	10	5	ug/L	I
001067	Nickel	N	E84282	6010B	6/10/2009 10:34:00AM	47	2	ug/L	
001051	Lead	N	E84282	6010B	6/10/2009 10:34:00AM	42	2	ug/L	
001045	Iron	N	E84282	6010B	6/10/2009 10:34:00AM	7200	50	ug/L	
001042	Copper	N	E84282	6010B	6/10/2009 10:34:00AM	7.2	2.9	ug/L	I
070300	Total Dissolved Solids	N	E81005	SM 2540C	5/28/2009 9:20:00AM	320	5	mg/L	

* Well purging is the process of pumping the well prior to sampling in order to obtain a representative ground water sample.

Form Produced by FDEP Validator software

WACS Facility ID #: 41193
WACS Testsite ID #: 19863
WACS Testsite Name: TH-38-B
Water Classification: G-II
(i.e.: LC - Leachate, G-II, SW-IIIF)

* Well Purged prior to Sample Collection? (Y/N): Y

Sample Date/Time: 5/21/2009 10:29:00AM
Sampling Method: Unknown
Permitted Well Type: PZ

(AS) Assessment
(BG) Background
(CO) Compliance
(DE) Detection
(DG) Downgradient
(IM) Intermediate
(IW) Irrigation Well
(OT) Other
(PZ) Piezometer
(SO) Source
(UP) Upgradient
(WS) Water Supply

STORET Code	Parameter Monitored	Field Filtered (Y/N)	NELAC Lab Certification # (DOHE)	Analysis Method	Analysis Date/Time	Analysis Result	Detection Limit	Units	Qual
077128	Styrene	N	E84282	8260B	5/22/2009 2:45:00PM	0.98	0.98	ug/L	JU
000940	Chloride	N	E84282	300	6/4/2009 10:56:00PM	8	0.2	mg/L	
000929	Sodium	N	E84282	6010B	6/10/2009 10:34:00AM	5.9	0.31	mg/L	
001012	Beryllium	N	E84282	6010B	6/10/2009 10:34:00AM	2.1	0.5	ug/L	
001007	Barium	N	E84282	6010B	6/10/2009 10:34:00AM	690	2	ug/L	
001002	Arsenic	N	E84282	6010B	6/10/2009 10:34:00AM	8.8	4	ug/L	I
001097	Antimony	N	E84282	6010B	6/10/2009 10:34:00AM	4	4	ug/L	U
000620	Nitrate as N	N	E84282	353.2	5/22/2009 9:20:00AM	0.1	0.1	mg/L	U
034301	Chlorobenzene	N	E84282	8260B	5/22/2009 2:45:00PM	0.63	0.63	ug/L	JU
001037	Cobalt	N	E84282	6010B	6/10/2009 10:34:00AM	5.4	2	ug/L	I
001034	Chromium	N	E84282	6010B	6/10/2009 10:34:00AM	62	2	ug/L	
000610	Ammonia (as N)	N	E84282	350.1	6/1/2009 2:00:00PM	3.9	0.01	mg/L	
000010	Field Temperature	N	E84282	DEP-SOP	5/21/2009 10:29:00AM	25.41		Degrees C	
000406	Field pH	N	E84282	DEP-SOP	5/21/2009 10:29:00AM	5.46		SU	
034531	1,2-Dichloroethane	N	E84282	8260B	5/22/2009 2:45:00PM	0.57	0.57	ug/L	JU
081551	Xylenes, Total	N	E84282	8260B	5/22/2009 2:45:00PM	0.5	0.5	ug/L	U
001092	Zinc	N	E84282	6010B	6/10/2009 10:34:00AM	12	5	ug/L	I
001087	Vanadium	N	E84282	6010B	6/10/2009 10:34:00AM	44	2.5	ug/L	
001077	Silver	N	E84282	6010B	6/10/2009 10:34:00AM	1	1	ug/L	U
034010	Toluene	N	E84282	8260B	5/22/2009 2:45:00PM	0.51	0.51	ug/L	JU
034546	trans-1,2-Dichloroethene	N	E84282	8260B	5/22/2009 2:45:00PM	0.44	0.44	ug/L	JU
034699	trans-1,3-Dichloropropene	N	E84282	8260B	5/22/2009 2:45:00PM	0.14	0.14	ug/L	JU
049263	trans-1,4-Dichloro-2-butene	N	E84282	8260B	5/22/2009 2:45:00PM	2.5	2.5	ug/L	U
039180	Trichloroethene	N	E84282	8260B	5/22/2009 2:45:00PM	0.5	0.5	ug/L	JU
034488	Trichlorofluoromethane	N	E84282	8260B	5/22/2009 2:45:00PM	2.5	2.5	ug/L	JU
032106	Trichloromethane	N	E84282	8260B	5/22/2009 2:45:00PM	0.9	0.9	ug/L	JU
077057	Vinyl acetate	N	E84282	8260B	5/22/2009 2:45:00PM	1.5	1.5	ug/L	U
039175	Vinyl chloride	N	E84282	8260B	5/22/2009 2:45:00PM	0.5	0.5	ug/L	JU
034475	Tetrachloroethene	N	E84282	8260B	5/22/2009 2:45:00PM	0.5	0.5	ug/L	JU
034371	Ethylbenzene	N	E84282	8260B	5/22/2009 2:45:00PM	0.44	0.44	ug/L	JU

Total Parameters Monitored: 74

* Well purging is the process of pumping the well prior to sampling in order to obtain a representative ground water sample.

Facility Name: SOUTHEAST COUNTY SLF (PICNIC LF)

PARAMETER MONITORING REPORT

Rule 62-701

WACS Report Type: SEMGW

Description: Semiannual Gw: 62-701.510(8)(A) (2 Pages)

WACS Facility ID #: 41193

WACS Testsite ID #: 22595

WACS Testsite Name: TH-61A

Water Classification: G-II
(i.e.: LC - Leachate, G-II, SW-IIIF)

* Well Purged prior to Sample Collection? (Y/N): Y

Sample Date/Time: 5/21/2009 11:15:00AM

Sampling Method: Unknown

Permitted Well Type: DE

(AS) Assessment
(BG) Background
(CO) Compliance
(DE) Detection
(DG) Downgradient
(IM) Intermediate
(IW) Irrigation Well
(OT) Other
(PZ) Piezometer
(SO) Source
(UP) Upgradient
(WS) Water Supply

STORET Code	Parameter Monitored	Field Filtered (Y/N)	NELAC Lab Certification # (DOHE)	Analysis Method	Analysis Date/Time	Analysis Result	Detection Limit	Units	Qual
001051	Lead	N	E84282	6010B	6/10/2009 10:40:00AM	4	2	ug/L	I
000620	Nitrate as N	N	E84282	353.2	5/22/2009 9:20:00AM	0.1	0.1	mg/L	U
001042	Copper	N	E84282	6010B	6/10/2009 10:40:00AM	2.9	2.9	ug/L	U
071900	Mercury	N	E84282	7470A	6/4/2009 4:34:00PM	0.22	0.072	ug/L	
001087	Vanadium	N	E84282	6010B	6/10/2009 10:40:00AM	8.2	2.5	ug/L	I
001059	Thallium	N	E84282	6010B	6/10/2009 10:40:00AM	5	5	ug/L	U
000929	Sodium	N	E84282	6010B	6/10/2009 10:40:00AM	4.7	0.31	mg/L	
001077	Silver	N	E84282	6010B	6/10/2009 10:40:00AM	1	1	ug/L	U
001007	Barium	N	E84282	6010B	6/10/2009 10:40:00AM	71	2	ug/L	
001067	Nickel	N	E84282	6010B	6/10/2009 10:40:00AM	2	2	ug/L	U
034423	Methylene Chloride	N	E84282	8260B	5/22/2009 3:02:00PM	4	4	ug/L	U
001045	Iron	N	E84282	6010B	6/10/2009 10:40:00AM	780	50	ug/L	
001097	Antimony	N	E84282	6010B	6/10/2009 10:40:00AM	4	4	ug/L	U
001037	Cobalt	N	E84282	6010B	6/10/2009 10:40:00AM	2	2	ug/L	U
001034	Chromium	N	E84282	6010B	6/10/2009 10:40:00AM	6.5	2	ug/L	I
001027	Cadmium	N	E84282	6010B	6/10/2009 10:40:00AM	1	1	ug/L	U
001012	Beryllium	N	E84282	6010B	6/10/2009 10:40:00AM	0.5	0.5	ug/L	U
034571	1,4-Dichlorobenzene	N	E84282	8260B	5/22/2009 3:02:00PM	0.52	0.52	ug/L	U
001147	Selenium	N	E84282	6010B	6/10/2009 10:40:00AM	5	5	ug/L	U
034371	Ethylbenzene	N	E84282	8260B	5/22/2009 3:02:00PM	0.44	0.44	ug/L	U
034699	trans-1,3-Dichloropropene	N	E84282	8260B	5/22/2009 3:02:00PM	0.14	0.14	ug/L	U
000610	Ammonia (as N)	N	E84282	350.1	6/1/2009 2:01:00PM	0.76	0.01	mg/L	
000940	Chloride	N	E84282	300	6/4/2009 11:38:00PM	6.8	0.2	mg/L	
070300	Total Dissolved Solids	N	E81005	SM 2540C	5/28/2009 9:20:00AM	90	5	mg/L	
081551	Xylenes, Total	N	E84282	8260B	5/22/2009 3:02:00PM	0.5	0.5	ug/L	U
039175	Vinyl chloride	N	E84282	8260B	5/22/2009 3:02:00PM	0.5	0.5	ug/L	U
077057	Vinyl acetate	N	E84282	8260B	5/22/2009 3:02:00PM	1.5	1.5	ug/L	U
039180	Trichloroethene	N	E84282	8260B	5/22/2009 3:02:00PM	0.5	0.5	ug/L	U
034488	Trichlorofluoromethane	N	E84282	8260B	5/22/2009 3:02:00PM	2.5	2.5	ug/L	U
077424	Iodomethane	N	E84282	8260B	5/22/2009 3:02:00PM	2.5	2.5	ug/L	U
049263	trans-1,4-Dichloro-2-butene	N	E84282	8260B	5/22/2009 3:02:00PM	2.5	2.5	ug/L	U
001002	Arsenic	N	E84282	6010B	6/10/2009 10:40:00AM	4	4	ug/L	U
034546	trans-1,2-Dichloroethene	N	E84282	8260B	5/22/2009 3:02:00PM	0.44	0.44	ug/L	U
034010	Toluene	N	E84282	8260B	5/22/2009 3:02:00PM	0.51	0.51	ug/L	U
034475	Tetrachloroethene	N	E84282	8260B	5/22/2009 3:02:00PM	0.5	0.5	ug/L	U
077128	Styrene	N	E84282	8260B	5/22/2009 3:02:00PM	0.98	0.98	ug/L	U
001092	Zinc	N	E84282	6010B	6/10/2009 10:40:00AM	9.3	5	ug/L	I
032106	Trichloromethane	N	E84282	8260B	5/22/2009 3:02:00PM	0.9	0.9	ug/L	U
034215	Acrylonitrile	N	E84282	8260B	5/22/2009 3:02:00PM	1.2	1.2	ug/L	U
032105	Dibromochloromethane	N	E84282	8260B	5/22/2009 3:02:00PM	0.34	0.34	ug/L	U
034506	1,1,1-Trichloroethane	N	E84282	8260B	5/22/2009 3:02:00PM	0.46	0.46	ug/L	U
077103	2-Hexanone	N	E84282	8260B	5/22/2009 3:02:00PM	4.4	4.4	ug/L	U
034704	cis-1,3-Dichloropropene	N	E84282	8260B	5/22/2009 3:02:00PM	0.14	0.14	ug/L	U
034418	Chloromethane	N	E84282	8260B	5/22/2009 3:02:00PM	1	1	ug/L	U

* Well purging is the process of pumping the well prior to sampling in order to obtain a representative ground water sample.

Form Produced by FDEP Validator software

WACS Facility ID #: 41193
WACS Testsite ID #: 22595
WACS Testsite Name: TH-61A
Water Classification: G-II
(i.e.: LC - Leachate, G-II, SW-IIIF)

* Well Purged prior to Sample Collection? (Y/N): Y

Sample Date/Time: 5/21/2009 11:15:00AM
Sampling Method: Unknown
Permitted Well Type: DE

(AS) Assessment
(BG) Background
(CO) Compliance
(DE) Detection
(DG) Downgradient
(IM) Intermediate
(IW) Irrigation Well
(OT) Other
(PZ) Piezometer
(SO) Source
(UP) Upgradient
(WS) Water Supply

STORET Code	Parameter Monitored	Field Filtered (Y/N)	NELAC Lab Certification # (DOHE)	Analysis Method	Analysis Date/Time	Analysis Result	Detection Limit	Units	Qual
034301	Chlorobenzene	N	E84282	8260B	5/22/2009 3:02:00PM	0.63	0.63	ug/L	U
000010	Field Temperature	N	E84282	DEP-SOP	5/21/2009 11:15:00AM	25.11		Degrees C	
077041	Carbon disulfide	N	E84282	8260B	5/22/2009 3:02:00PM	0.85	0.85	ug/L	U
000406	Field pH	N	E84282	DEP-SOP	5/21/2009 11:15:00AM	5.47		SU	
081596	4-Methyl-2-pentanone	N	E84282	8260B	5/22/2009 3:02:00PM	3.8	3.8	ug/L	U
077093	cis-1,2-Dichloroethene	N	E84282	8260B	5/22/2009 3:02:00PM	0.65	0.65	ug/L	U
081552	Acetone	N	E84282	8260B	5/22/2009 3:02:00PM	9.9	9.9	ug/L	U
034413	Bromomethane	N	E84282	8260B	5/22/2009 3:02:00PM	2.5	2.5	ug/L	U
078124	Benzene	N	E84282	8260B	5/22/2009 3:02:00PM	0.5	0.5	ug/L	U
073085	Bromochloromethane	N	E84282	8260B	5/22/2009 3:02:00PM	0.58	0.58	ug/L	U
032101	Bromodichloromethane	N	E84282	8260B	5/22/2009 3:02:00PM	0.35	0.35	ug/L	U
032102	Carbon tetrachloride	N	E84282	8260B	5/22/2009 3:02:00PM	0.42	0.42	ug/L	U
034511	1,1,2-Trichloroethane	N	E84282	8260B	5/22/2009 3:02:00PM	0.47	0.47	ug/L	U
077596	Dibromomethane	N	E84282	8260B	5/22/2009 3:02:00PM	0.41	0.41	ug/L	U
034541	1,2-Dichloropropane	N	E84282	8260B	5/22/2009 3:02:00PM	0.52	0.52	ug/L	U
034531	1,2-Dichloroethane	N	E84282	8260B	5/22/2009 3:02:00PM	0.57	0.57	ug/L	U
034536	1,2-Dichlorobenzene	N	E84282	8260B	5/22/2009 3:02:00PM	0.44	0.44	ug/L	U
077443	1,2,3-Trichloropropane	N	E84282	8260B	5/22/2009 3:02:00PM	0.18	0.18	ug/L	U
034501	1,1-Dichloroethene	N	E84282	8260B	5/22/2009 3:02:00PM	0.45	0.45	ug/L	U
034496	1,1-Dichloroethane	N	E84282	8260B	5/22/2009 3:02:00PM	0.52	0.52	ug/L	U
034311	Chloroethane	N	E84282	8260B	5/22/2009 3:02:00PM	2.5	2.5	ug/L	U
034516	1,1,2,2-Tetrachloroethane	N	E84282	8260B	5/22/2009 3:02:00PM	0.15	0.15	ug/L	U
032104	Bromoform	N	E84282	8260B	5/22/2009 3:02:00PM	0.58	0.58	ug/L	U
077562	1,1,1,2-Tetrachloroethane	N	E84282	8260B	5/22/2009 3:02:00PM	0.63	0.63	ug/L	U
077651	Ethylene Dibromide	N	E81005	8011	6/2/2009 10:47:00PM	0.0042	0.0042	ug/L	U
038437	1,2-Dibromo-3-Chloropropane	N	E81005	8011	6/2/2009 10:47:00PM	0.0026	0.0026	ug/L	U
082079	Turbidity	N	E84282	DEP-SOP	5/21/2009 11:15:00AM	25.3		NTU	
000094	Specific Conductance	N	E84282	DEP-SOP	5/21/2009 11:15:00AM	119		umhos/cm	
000299	Oxygen, Dissolved	N	E84282	DEP-SOP	5/21/2009 11:15:00AM	3.07		mg/L	
081595	2-Butanone	N	E84282	8260B	5/22/2009 3:02:00PM	8.4	8.4	ug/L	U

Total Parameters Monitored: 74

* Well purging is the process of pumping the well prior to sampling in order to obtain a representative ground water sample.

Form Produced by FDEP Validator software

Facility Name: SOUTHEAST COUNTY SLF (PICNIC LF)

PARAMETER MONITORING REPORT

Rule 62-701

WACS Report Type: SEMGW

Description: Semiannual Gw: 62-701.510(8)(A) (2 Pages)

WACS Facility ID #: 41193

WACS Testsite ID #: 20532

WACS Testsite Name: TH-67

Water Classification: G-II
(i.e.: LC - Leachate, G-II, SW-IIIF)

* Well Purged prior to Sample Collection? (Y/N): Y

Sample Date/Time: 5/21/2009 10:32:00AM

Sampling Method: Unknown

Permitted Well Type: DE

(AS) Assessment
(BG) Background
(CO) Compliance
(DE) Detection
(DG) Downgradient
(IM) Intermediate
(IW) Irrigation Well
(OT) Other
(PZ) Piezometer
(SO) Source
(UP) Upgradient
(WS) Water Supply

STORET Code	Parameter Monitored	Field Filtered (Y/N)	NELAC Lab Certification # (DOHE)	Analysis Method	Analysis Date/Time	Analysis Result	Detection Limit	Units	Qual
001012	Beryllium	N	E84282	6010B	6/10/2009 10:45:00AM	0.5	0.5	ug/L	U
032102	Carbon tetrachloride	N	E84282	8260B	5/22/2009 3:19:00PM	0.42	0.42	ug/L	U
077562	1,1,1,2-Tetrachloroethane	N	E84282	8260B	5/22/2009 3:19:00PM	0.63	0.63	ug/L	U
034699	trans-1,3-Dichloropropene	N	E84282	8260B	5/22/2009 3:19:00PM	0.14	0.14	ug/L	U
000010	Field Temperature	N	E84282	DEP-SOP	5/21/2009 10:32:00AM	23.12		Degrees C	
000094	Specific Conductance	N	E84282	DEP-SOP	5/21/2009 10:32:00AM	670		umhos/cm	
038437	1,2-Dibromo-3-Chloropropane	N	E81005	8011	6/2/2009 11:00:00PM	0.0026	0.0026	ug/L	U
077651	Ethylene Dibromide	N	E81005	8011	6/2/2009 11:00:00PM	0.0042	0.0042	ug/L	U
001097	Antimony	N	E84282	6010B	6/10/2009 10:45:00AM	4	4	ug/L	U
034506	1,1,1-Trichloroethane	N	E84282	8260B	5/22/2009 3:19:00PM	0.46	0.46	ug/L	U
001002	Arsenic	N	E84282	6010B	6/10/2009 10:45:00AM	4	4	ug/L	U
034511	1,1,2-Trichloroethane	N	E84282	8260B	5/22/2009 3:19:00PM	0.47	0.47	ug/L	U
034496	1,1-Dichloroethane	N	E84282	8260B	5/22/2009 3:19:00PM	0.52	0.52	ug/L	U
034501	1,1-Dichloroethene	N	E84282	8260B	5/22/2009 3:19:00PM	0.45	0.45	ug/L	U
077443	1,2,3-Trichloropropane	N	E84282	8260B	5/22/2009 3:19:00PM	0.18	0.18	ug/L	U
034536	1,2-Dichlorobenzene	N	E84282	8260B	5/22/2009 3:19:00PM	0.44	0.44	ug/L	U
034531	1,2-Dichloroethane	N	E84282	8260B	5/22/2009 3:19:00PM	0.57	0.57	ug/L	U
034541	1,2-Dichloropropane	N	E84282	8260B	5/22/2009 3:19:00PM	0.52	0.52	ug/L	U
000299	Oxygen, Dissolved	N	E84282	DEP-SOP	5/21/2009 10:32:00AM	4.09		mg/L	
034301	Chlorobenzene	N	E84282	8260B	5/22/2009 3:19:00PM	0.63	0.63	ug/L	U
034371	Ethylbenzene	N	E84282	8260B	5/22/2009 3:19:00PM	0.44	0.44	ug/L	U
001007	Barium	N	E84282	6010B	6/10/2009 10:45:00AM	4.9	2	ug/L	I
034311	Chloroethane	N	E84282	8260B	5/22/2009 3:19:00PM	2.5	2.5	ug/L	U
034418	Chloromethane	N	E84282	8260B	5/22/2009 3:19:00PM	1	1	ug/L	U
077093	cis-1,2-Dichloroethene	N	E84282	8260B	5/22/2009 3:19:00PM	0.65	0.65	ug/L	U
034704	cis-1,3-Dichloropropene	N	E84282	8260B	5/22/2009 3:19:00PM	0.14	0.14	ug/L	U
034516	1,1,2,2-Tetrachloroethane	N	E84282	8260B	5/22/2009 3:19:00PM	0.15	0.15	ug/L	U
077596	Dibromomethane	N	E84282	8260B	5/22/2009 3:19:00PM	0.41	0.41	ug/L	U
000610	Ammonia (as N)	N	E84282	350.1	6/1/2009 2:02:00PM	0.6	0.01	mg/L	
077424	Iodomethane	N	E84282	8260B	5/22/2009 3:19:00PM	2.5	2.5	ug/L	U
034423	Methylene Chloride	N	E84282	8260B	5/22/2009 3:19:00PM	4	4	ug/L	U
081551	Xylenes, Total	N	E84282	8260B	5/22/2009 3:19:00PM	0.5	0.5	ug/L	U
082079	Turbidity	N	E84282	DEP-SOP	5/21/2009 10:32:00AM	2.5		NTU	
000940	Chloride	N	E84282	300	6/5/2009 12:20:00AM	49	0.2	mg/L	
081552	Acetone	N	E84282	8260B	5/22/2009 3:19:00PM	9.9	9.9	ug/L	U
000620	Nitrate as N	N	E84282	353.2	5/22/2009 9:20:00AM	0.1	0.1	mg/L	U
032105	Dibromochloromethane	N	E84282	8260B	5/22/2009 3:19:00PM	0.34	0.34	ug/L	U
032101	Bromodichloromethane	N	E84282	8260B	5/22/2009 3:19:00PM	0.35	0.35	ug/L	U
078124	Benzene	N	E84282	8260B	5/22/2009 3:19:00PM	0.5	0.5	ug/L	U
001034	Chromium	N	E84282	6010B	6/10/2009 10:45:00AM	2	2	ug/L	U
001037	Cobalt	N	E84282	6010B	6/10/2009 10:45:00AM	2	2	ug/L	U
034571	1,4-Dichlorobenzene	N	E84282	8260B	5/22/2009 3:19:00PM	0.52	0.52	ug/L	U
081595	2-Butanone	N	E84282	8260B	5/22/2009 3:19:00PM	8.4	8.4	ug/L	U
077103	2-Hexanone	N	E84282	8260B	5/22/2009 3:19:00PM	4.4	4.4	ug/L	U

* Well purging is the process of pumping the well prior to sampling in order to obtain a representative ground water sample.

Form Produced by FDEP Validator software

WACS Facility ID #: 41193
WACS Testsite ID #: 20532
WACS Testsite Name: TH-67
Water Classification: G-II
(i.e.: LC - Leachate, G-II, SW-IIIF)

* Well Purged prior to Sample Collection? (Y/N): Y

Sample Date/Time: 5/21/2009 10:32:00AM
Sampling Method: Unknown
Permitted Well Type: DE

(AS) Assessment
(BG) Background
(CO) Compliance
(DE) Detection
(DG) Downgradient
(IM) Intermediate
(IW) Irrigation Well
(OT) Other
(PZ) Piezometer
(SO) Source
(UP) Upgradient
(WS) Water Supply

STORET Code	Parameter Monitored	Field Filtered (Y/N)	NELAC Lab Certification # (DOHE)	Analysis Method	Analysis Date/Time	Analysis Result	Detection Limit	Units	Qual
081596	4-Methyl-2-pentanone	N	E84282	8260B	5/22/2009 3:19:00PM	3.8	3.8	ug/L	U
001045	Iron	N	E84282	6010B	6/10/2009 10:45:00AM	8500	50	ug/L	
001027	Cadmium	N	E84282	6010B	6/10/2009 10:45:00AM	1	1	ug/L	U
034215	Acrylonitrile	N	E84282	8260B	5/22/2009 3:19:00PM	1.2	1.2	ug/L	U
032104	Bromoform	N	E84282	8260B	5/22/2009 3:19:00PM	0.58	0.58	ug/L	U
034413	Bromomethane	N	E84282	8260B	5/22/2009 3:19:00PM	2.5	2.5	ug/L	U
077041	Carbon disulfide	N	E84282	8260B	5/22/2009 3:19:00PM	0.85	0.85	ug/L	U
077128	Styrene	N	E84282	8260B	5/22/2009 3:19:00PM	0.98	0.98	ug/L	U
034475	Tetrachloroethene	N	E84282	8260B	5/22/2009 3:19:00PM	0.5	0.5	ug/L	U
001067	Nickel	N	E84282	6010B	6/10/2009 10:45:00AM	3	2	ug/L	I
070300	Total Dissolved Solids	N	E81005	SM 2540C	5/28/2009 9:20:00AM	370	10	mg/L	
049263	trans-1,4-Dichloro-2-butene	N	E84282	8260B	5/22/2009 3:19:00PM	2.5	2.5	ug/L	U
001042	Copper	N	E84282	6010B	6/10/2009 10:45:00AM	2.9	2.9	ug/L	U
034010	Toluene	N	E84282	8260B	5/22/2009 3:19:00PM	0.51	0.51	ug/L	U
073085	Bromochloromethane	N	E84282	8260B	5/22/2009 3:19:00PM	0.58	0.58	ug/L	U
000406	Field pH	N	E84282	DEP-SOP	5/21/2009 10:32:00AM	6.55		SU	
034488	Trichlorofluoromethane	N	E84282	8260B	5/22/2009 3:19:00PM	2.5	2.5	ug/L	U
032106	Trichloromethane	N	E84282	8260B	5/22/2009 3:19:00PM	0.9	0.9	ug/L	U
039175	Vinyl chloride	N	E84282	8260B	5/22/2009 3:19:00PM	0.5	0.5	ug/L	U
039180	Trichloroethene	N	E84282	8260B	5/22/2009 3:19:00PM	0.5	0.5	ug/L	U
034546	trans-1,2-Dichloroethene	N	E84282	8260B	5/22/2009 3:19:00PM	0.44	0.44	ug/L	U
001051	Lead	N	E84282	6010B	6/10/2009 10:45:00AM	2	2	ug/L	U
001059	Thallium	N	E84282	6010B	6/10/2009 10:45:00AM	5	5	ug/L	U
071900	Mercury	N	E84282	7470A	6/4/2009 4:41:00PM	0.072	0.072	ug/L	U
001147	Selenium	N	E84282	6010B	6/10/2009 10:45:00AM	5	5	ug/L	U
001077	Silver	N	E84282	6010B	6/10/2009 10:45:00AM	1	1	ug/L	U
000929	Sodium	N	E84282	6010B	6/10/2009 10:45:00AM	28	0.31	mg/L	
001092	Zinc	N	E84282	6010B	6/10/2009 10:45:00AM	5	5	ug/L	U
077057	Vinyl acetate	N	E84282	8260B	5/22/2009 3:19:00PM	1.5	1.5	ug/L	U
001087	Vanadium	N	E84282	6010B	6/10/2009 10:45:00AM	3.5	2.5	ug/L	I

Total Parameters Monitored: 74

* Well purging is the process of pumping the well prior to sampling in order to obtain a representative ground water sample.

Facility Name: SOUTHEAST COUNTY SLF (PICNIC LF)

PARAMETER MONITORING REPORT
Rule 62-701
WACS Report Type: SEMGW
Description: Semiannual Gw: 62-701.510(8)(A) (2 Pages)

WACS Facility ID #: 41193
WACS Testsite ID #:
WACS Testsite Name: Trip Blank
Water Classification:
(i.e.: LC - Leachate, G-II, SW-IIIF)
* Well Purged prior to Sample Collection? (Y/N):

Sample Date/Time: 5/21/2009 12:00:00AM
Sampling Method:
Permitted Well Type:

(AS) Assessment
(BG) Background
(CO) Compliance
(DE) Detection
(DG) Downgradient
(IM) Intermediate
(IW) Irrigation Well
(OT) Other
(PZ) Piezometer
(SO) Source
(UP) Upgradient
(WS) Water Supply

STORET Code	Parameter Monitored	Field Filtered (Y/N)	NELAC Lab Certification # (DOHE)	Analysis Method	Analysis Date/Time	Analysis Result	Detection Limit	Units	Qual
077128	Styrene	N	E84282	8260B	5/22/2009 2:06:00PM	0.98	0.98	ug/L	U
034571	1,4-Dichlorobenzene	N	E84282	8260B	5/22/2009 2:06:00PM	0.52	0.52	ug/L	U
034541	1,2-Dichloropropane	N	E84282	8260B	5/22/2009 2:06:00PM	0.52	0.52	ug/L	U
034531	1,2-Dichloroethane	N	E84282	8260B	5/22/2009 2:06:00PM	0.57	0.57	ug/L	U
077443	1,2,3-Trichloropropane	N	E84282	8260B	5/22/2009 2:06:00PM	0.18	0.18	ug/L	U
034496	1,1-Dichloroethane	N	E84282	8260B	5/22/2009 2:06:00PM	0.52	0.52	ug/L	U
034511	1,1,2-Trichloroethane	N	E84282	8260B	5/22/2009 2:06:00PM	0.47	0.47	ug/L	U
077103	2-Hexanone	N	E84282	8260B	5/22/2009 2:06:00PM	4.4	4.4	ug/L	U
034501	1,1-Dichloroethene	N	E84282	8260B	5/22/2009 2:06:00PM	0.45	0.45	ug/L	U
034536	1,2-Dichlorobenzene	N	E84282	8260B	5/22/2009 2:06:00PM	0.44	0.44	ug/L	U
081551	Xylenes, Total	N	E84282	8260B	5/22/2009 2:06:00PM	0.5	0.5	ug/L	U
077093	cis-1,2-Dichloroethene	N	E84282	8260B	5/22/2009 2:06:00PM	0.65	0.65	ug/L	U
034704	cis-1,3-Dichloropropene	N	E84282	8260B	5/22/2009 2:06:00PM	0.14	0.14	ug/L	U
032105	Dibromochloromethane	N	E84282	8260B	5/22/2009 2:06:00PM	0.34	0.34	ug/L	U
077596	Dibromomethane	N	E84282	8260B	5/22/2009 2:06:00PM	0.41	0.41	ug/L	U
034371	Ethylbenzene	N	E84282	8260B	5/22/2009 2:06:00PM	0.44	0.44	ug/L	U
034475	Tetrachloroethene	N	E84282	8260B	5/22/2009 2:06:00PM	0.5	0.5	ug/L	U
034010	Toluene	N	E84282	8260B	5/22/2009 2:06:00PM	0.51	0.51	ug/L	U
034516	1,1,2,2-Tetrachloroethane	N	E84282	8260B	5/22/2009 2:06:00PM	0.15	0.15	ug/L	U
077057	Vinyl acetate	N	E84282	8260B	5/22/2009 2:06:00PM	1.5	1.5	ug/L	U
034546	trans-1,2-Dichloroethene	N	E84282	8260B	5/22/2009 2:06:00PM	0.44	0.44	ug/L	U
034423	Methylene Chloride	N	E84282	8260B	5/22/2009 2:06:00PM	4	4	ug/L	U
077562	1,1,1,2-Tetrachloroethane	N	E84282	8260B	5/22/2009 2:06:00PM	0.63	0.63	ug/L	U
081595	2-Butanone	N	E84282	8260B	5/22/2009 2:06:00PM	8.4	8.4	ug/L	U
034699	trans-1,3-Dichloropropene	N	E84282	8260B	5/22/2009 2:06:00PM	0.14	0.14	ug/L	U
034413	Bromomethane	N	E84282	8260B	5/22/2009 2:06:00PM	2.5	2.5	ug/L	U
039175	Vinyl chloride	N	E84282	8260B	5/22/2009 2:06:00PM	0.5	0.5	ug/L	U
032106	Trichloromethane	N	E84282	8260B	5/22/2009 2:06:00PM	0.9	0.9	ug/L	U
039180	Trichloroethene	N	E84282	8260B	5/22/2009 2:06:00PM	0.5	0.5	ug/L	U
049263	trans-1,4-Dichloro-2-butene	N	E84282	8260B	5/22/2009 2:06:00PM	2.5	2.5	ug/L	U
077424	Iodomethane	N	E84282	8260B	5/22/2009 2:06:00PM	2.5	2.5	ug/L	U
034311	Chloroethane	N	E84282	8260B	5/22/2009 2:06:00PM	2.5	2.5	ug/L	U
034488	Trichlorofluoromethane	N	E84282	8260B	5/22/2009 2:06:00PM	2.5	2.5	ug/L	U
077041	Carbon disulfide	N	E84282	8260B	5/22/2009 2:06:00PM	0.85	0.85	ug/L	U
034506	1,1,1-Trichloroethane	N	E84282	8260B	5/22/2009 2:06:00PM	0.46	0.46	ug/L	U
032104	Bromoform	N	E84282	8260B	5/22/2009 2:06:00PM	0.58	0.58	ug/L	U
032101	Bromodichloromethane	N	E84282	8260B	5/22/2009 2:06:00PM	0.35	0.35	ug/L	U
073085	Bromochloromethane	N	E84282	8260B	5/22/2009 2:06:00PM	0.58	0.58	ug/L	U
078124	Benzene	N	E84282	8260B	5/22/2009 2:06:00PM	0.5	0.5	ug/L	U
034215	Acrylonitrile	N	E84282	8260B	5/22/2009 2:06:00PM	1.2	1.2	ug/L	U
081552	Acetone	N	E84282	8260B	5/22/2009 2:06:00PM	9.9	9.9	ug/L	U
081596	4-Methyl-2-pentanone	N	E84282	8260B	5/22/2009 2:06:00PM	3.8	3.8	ug/L	U
032102	Carbon tetrachloride	N	E84282	8260B	5/22/2009 2:06:00PM	0.42	0.42	ug/L	U
034418	Chloromethane	N	E84282	8260B	5/22/2009 2:06:00PM	1	1	ug/L	U

* Well purging is the process of pumping the well prior to sampling in order to obtain a representative ground water sample.

Form Produced by FDEP Validator software

WACS Facility ID #: 41193

WACS Testsite ID #:

WACS Testsite Name: Trip Blank

Water Classification:
(i.e.: LC - Leachate, G-II, SW-IIIF)

* Well Purged prior to Sample Collection? (Y/N):

Sample Date/Time: 5/21/2009 12:00:00AM

Sampling Method:

Permitted Well Type:

(AS) Assessment
(BG) Background
(CO) Compliance
(DE) Detection
(DG) Downgradient
(IM) Intermediate
(IW) Irrigation Well
(OT) Other
(PZ) Piezometer
(SO) Source
(UP) Upgradient
(WS) Water Supply

STORET Code	Parameter Monitored	Field Filtered (Y/N)	NELAC Lab Certification # (DOHE)	Analysis Method	Analysis Date/Time	Analysis Result	Detection Limit	Units	Qual
034301	Chlorobenzene	N	E84282	8260B	5/22/2009 2:06:00PM	0.63	0.63	ug/L	U

Total Parameters Monitored: 45

* Well purging is the process of pumping the well prior to sampling in order to obtain a representative ground water sample.

Form Produced by FDEP Validator software

41193

Dept. of Environmenta
Protection
SEP 04 2008
GW
SW
PRIVATE WELLS
Southwest District

Hillsborough County
Florida

ANALYTICAL DATA REPORT
MAY 2008

SOUTHEAST COUNTY LANDFILL SITE
HILLSBOROUGH COUNTY, FLORIDA

Hillsborough County
Solid Waste Management Department
Management & Environmental Services Section
P.O. Box 1110
Tampa, Florida 33601

September 2, 2008

BOARD OF COUNTY COMMISSIONERS
Brian Blair
Rose V. Ferlita
Ken Hagan
Al Higginbotham
Jim Norman
Mark Sharpe
Kevin White

Hillsborough County
Florida

Office of the County Administrator
Patricia G. Bean

Deputy County Administrator
Wally Hill

Assistant County Administrators
Kenneth C. Griffin
Carl S. Harness
Manus J. O' Donnell

September 2, 2008

Mr. John Morris, P.G.
Department of Environmental Protection
Southwest District-Solid Waste Section
13051 Telecom Parkway
Temple Terrace, FL 33637

FLORIDA DEPARTMENT OF
ENVIRONMENTAL PROTECTION
SEP - 4 2008
SOUTHWEST DISTRICT
TAMPA

Re: Southeast County Landfill
Permit Nos. 35435-006-SO, 35435-007-SO
Analytical Data Report - May 2008

Dear Mr. Morris:

In accordance with the above-referenced permits, the Hillsborough County Solid Waste Management Department (SWMD) is pleased to provide the May 2008 analytical data report (ADR) for the water quality monitoring conducted at the Southeast County Landfill (SCLF). The SWMD conducted three separate sampling events to address the permit required sampling activities. Sampling events were conducted on March 27, March 31, and May 19-22, 2008 by the SWMD Field Sampling Team.

Three new surficial aquifer detection wells were installed on March 18-19, 2008 as required under Southeast County Permit No. 35435-011-SC/01 for Section 9, Part E – Water Quality Monitoring Requirements, Specific Condition No. 3. These groundwater monitoring wells were designated as TH-69, TH-70, and TH-71, and the SWMD attempted to collect samples on March 27, 2008. However, it was observed that there was insufficient groundwater in TH-70 and TH-71 to collect representative samples utilizing our dedicated sampling equipment. A sample was collected from TH-69 on that date; however, the screen intervals for these three wells appeared to be too high for the seasonal groundwater elevations along the north side of Section 9.

After reviewing site conditions and speaking directly with you, as the appropriate representative of the Florida Department of Environmental Protection (FDEP), the SWMD and our engineering consultant, Jones Edmunds, proposed to install three deeper replacement wells with more appropriate screen intervals in order to obtain representative groundwater samples in the future. These wells were installed on May 15, 2008, and designated as TH-69A, TH-70A, and TH-71A.

Upon their installation, these three new wells have been observed to perform very well, and they will be sound down gradient detection monitoring wells for the future sampling events. The groundwater elevations observed support the position that the screen intervals are appropriately placed. There are differences in the elevations from the wells adjacent to one another, and a significant difference in the elevations observed in TH-71 and TH-71A compared to the other wells. Based on these observations, the groundwater elevation contour diagram was prepared without utilizing the data from these wells. The SWMD will continue to evaluate the groundwater elevations in this area before drawing any conclusions regarding these apparent differences in elevation.

The water quality observations and their overall impact to the future groundwater monitoring activities at the SCLF are discussed in parameter specific details herein.

FIELD PARAMETERS

pH

The surficial aquifer detection and background water quality monitoring wells continue to exhibit pH values below the SDWS acceptable range of 6.5 to 8.5 pH units. The pH values across the site range in value from 4.21 to 6.40 pH units. The pH at the site has historically been observed to be below the acceptable range.

The 1983 Ardaman and Associates, Inc. report titled Hydrogeologic Investigation, Southeast County Landfill, reported pH values ranging from 4.4 to 6.7 pH units in six wells on site. This data was collected prior to construction of the landfill, and supports the position that the pH values observed are consistent with the background water quality for the site. No unusual conditions or changes in the pH values within any of the detection or background monitoring wells or surface water sites were observed during this sampling event.

Turbidity

Turbidity values in the groundwater at the site remain consistent with the historical data set. The range of values observed in the surficial aquifer were 0.6 to 243 nephelometric turbidity units (NTU). It should be noted that recent earth work and construction activities have been occurring at the site, and may have influenced turbidity values near these specific areas. In accordance with the April 3, 2003 Approval of Corrective Action Plan letter from the Florida Department of Environmental Protection (FDEP), the SWMD has recorded turbidity data at the three sampling points along the tributary to Long Flat Creek after each significant rainfall event. Over the period of record from March 2008 to May 2008, turbidity measurements were observed below the compliance level of 29 NTU above the background (upstream) value. However, during this compliance sampling event, surface water locations Mine Cut #1 and Surface Site 3A exhibited turbidity levels of 364 and 60.2 NTU, respectively. Surface site 3A is the upstream location in the tributary to Long Flat Creek, and represents water quality entering the SCLF property. The downstream discharge Surface Site 3C2 was observed at 2.5 NTU indicating that the turbidity was significantly reduced between the upstream point and the discharge point.

GENERAL PARAMETERS

Radium 226

The Weeks' private supply well exhibited concentrations of radium 226 at 12.1 picocuries per liter (pCi/l), which is above the Primary Drinking Water Standard (PDWS) of 5 pCi/l. This supply well periodically exhibits radium 226 above the PDWS. No unusual conditions or changes in radium 226 values were observed during this sampling event, and the home owner has been appropriately notified of this condition. The detection of this radiological parameter in the Weeks' private supply well is not readily attributable to the landfill operations, and as previously discussed, is likely attributable to the past strip mining activities in the area.

Dissolved Oxygen

Dissolved oxygen was observed below the surface water standard of > than or = to 5 mg/l in two of the four surface water sampling locations. Surface water sampling locations Surface Site 3A and Surface Site 3B2B exhibited concentrations of 3.66 mg/l and 4.11 mg/l. Again, the surface water sampling site 3A is the upstream location in the tributary to Long Flat Creek and is representative of water quality entering the SCLF site. The dissolved oxygen concentration observed at the discharge point 3C2 was 5.6 mg/l, which indicates the site is not discharging surface water low in dissolved oxygen.

Fecal Coliform

Three of the four surface water sampling locations exhibited concentrations of fecal coliform above the MCL of 800 colonies per 100 milliliter (col/100ml). Concentrations observed at surface water sampling points Mine Cu t#1, 3B2B, and 3C2 were observed at 2,200, 12,000, and 4,200 col/100ml. The SWMD believes that the presence of coliform in the surface waters at these elevated concentrations is likely attributable to the numerous birds that frequent the landfill area on a daily basis.

METALS

Arsenic

Arsenic was observed above the PDWS of 0.01 mg/l in one surficial aquifer detection monitoring wells during this sampling event. Detection well TH-58 exhibited a concentration of 0.028 mg/l. The SWMD does not believe that the arsenic observed in this well is attributable to the buried waste within the landfill. The mobilization of arsenic and other metals in the anaerobic environments under the lined landfill has been discussed as a potential source of arsenic. The concentrations could also be naturally occurring within the soils surrounding this well and other localized areas at the site.

Iron

Iron concentrations in sixteen (16) of eighteen (18) surficial aquifer detection and background water quality monitoring wells were observed above the SDWS of 0.3 mg/l. The concentrations of iron ranged from 0.048 mg/l to 31 mg/l. The iron concentrations observed in the surficial aquifer wells across the site have historically been elevated in several areas. Several potential

sources for the elevated iron concentrations at the site have been discussed over the past few years, and there may be several factors contributing. However, the SWMD maintains the position that the source of the elevated iron in the surficial aquifer is not the buried wastes within the landfill.

Surface sampling sites 3A and 3B2B exhibited concentrations of iron above the surface water standard of 1 mg/l with concentrations of 4.8 mg/l and 1.4 mg/l. Private supply wells owned by Weeks and Holland exhibited levels of iron above the SDWS with concentrations of 0.58 mg/l and 1.7 mg/l, respectively. These wells consistently exhibit iron above the SDWS. No unusual changes in iron concentrations have been observed within any of the groundwater monitoring wells, surface water sampling locations, and private supply wells during this event.

VOLATILE ORGANIC CONSTITUENTS

Bis (2-ethylhexyl) phthalate

Bis (2-ethylhexyl) phthalate was observed exceeding the PDWS of 6 mg/l in two surficial aquifer detection monitoring wells during this sampling event. Detection wells TH-69 and TH-71 indicated concentrations of 8 mg/l and 15 mg/l, respectively. Additionally, one of the other new wells, TH-61A exhibited this constituent at a concentration below the PDWS. After careful review of the data, it appeared that the detections were only observed in the new groundwater monitoring wells that were recently installed and sampled in March 2008. The May 2008 sampling event did not confirm the presence of bis(2-ethylhexyl) phthalate in the groundwater. It should also be noted that this parameter has not been observed at the SCLF over the period of record.

CONCLUSIONS

Overall, the water quality at the Southeast County Landfill and surrounding areas remains consistent with the historical data set for the site. The groundwater within the surficial aquifer continues to exhibit concentrations of iron and pH values that are not within their applicable standards, but these constituents have been attributed to past mining activities and the landfill construction at the site. Arsenic concentrations exceeding the standard were observed in TH-58, but the water quality impacts at this location is believed to be a result of the mobilization of naturally occurring arsenic in the anaerobic environment under the landfill. Surface water quality exhibits some minor concerns with pH, dissolved oxygen, turbidity, iron, and fecal coliform. However these observations reflect the historical data set for the surface water sampling sites. The detections of coliform bacteria in the surface waters at the site is likely attributable to the numerous birds that frequent the landfill area on a daily basis. The Floridan aquifer monitoring wells continues to exhibit water quality within all applicable standards, and the private supply wells do not appear to exhibit any impacts attributable to the landfill.

Enclosed for your review is a detailed site location map, the data summary tables for the groundwater monitoring wells, the surface water sites, and the private supply wells. Additionally, this report provides the groundwater elevation data summary table, a surficial

aquifer groundwater elevation and contour diagram, the required turbidity data summary table, copies of the letters sent to the owners of the private supply wells, and the complete laboratory analytical data report sheets. The next quarterly sampling event for the Southeast County Landfill site was conducted during the week of August, 25-29, 2008.

Should you have any questions, require any additional information, or would like to discuss the information provided within this submittal, please feel free to contact me at (813) 276-2944 or via e-mail at *adamsds@hillsboroughcounty.org*.

Sincerely,

9/2/2008

David S. Adams, P.G.
Environmental Manager
Solid Waste Management



DSA/mdt
Enclosures
xc: Barry M. Boldissar, Director, SWMD, w/o enclosures
Patricia Berry, Section Manager, SWMD, w/o enclosures
Ernest Ely, Landfill Manager, WM, Southeast Landfill
Larry Ruiz, Project Manager, SWMD
Jason Timmons, Jones Edmunds
Chongman Lee, Florida Department of Environmental Protection
Andy Schipfer, Environmental Protection Commission
Irene Barnes, Southeast Hillsborough Civic Association

g:\enviro\projects\self\self adr 2-08.doc

DEP Form # 62-522.900(2)

Form Title Ground Water Monitoring Report

Effective Date

DEP Application No.

Florida Department of Environmental Protection

Twin Towers Office Bldg. 2600 Blair Stone Road Tallahassee, Florida 32399-2400

Dept. of Environmental Protection

GROUND WATER MONITORING REPORT

Rule 62-522.600(11)

SEP 04 2008

Southwest District

PART I GENERAL INFORMATION

(1) Facility Name SOUTHEAST LANDFILL

Address 15960 C. R. 672

City LITHIA, FL Zip 33503

Telephone Number (813) 671-7707

(2) The GMS Identification Number 4029C30075

(3) DEP Permit Number 35435-006-SO & 35435-012-SO/MM

(4) Authorized Representative Name BARRY M. BOLDISSAR, DIRECTOR, SOLID WASTE MANAGEMENT DEPT

Address P O BOX 1110

City TAMPA, FLORIDA Zip 33601

Telephone Number (813) 276-2900

(5) Type of Discharge GROUNDWATER – POTENTIAL ONLY

(6) Method of Discharge LANDFILL

Certification

I certify under penalty of law that I have personally examined and am familiar with the information submitted in this document and all attachments and that, based on my inquiry of those individuals immediately responsible for obtaining the information, I believe that the information is true, accurate, and complete. I am aware that there are significant penalties for submitting false information, including the possibility of fine and imprisonment.

Date: 9/2/08

Signature of Owner or Authorized Representative

PART II QUALITY ASSURANCE REQUIREMENTS

Sample Organization Comp QAP #

Analytical Lab Comp QAP # /HRS Certification #

*Comp QAP # /HRS Certification #

Lab Name TEST AMERICA LABORATORIES, INC.

Address 6712 BENJAMIN ROAD, SUITE 100, TAMPA, FL 33634

Phone Number (813) 885-7427

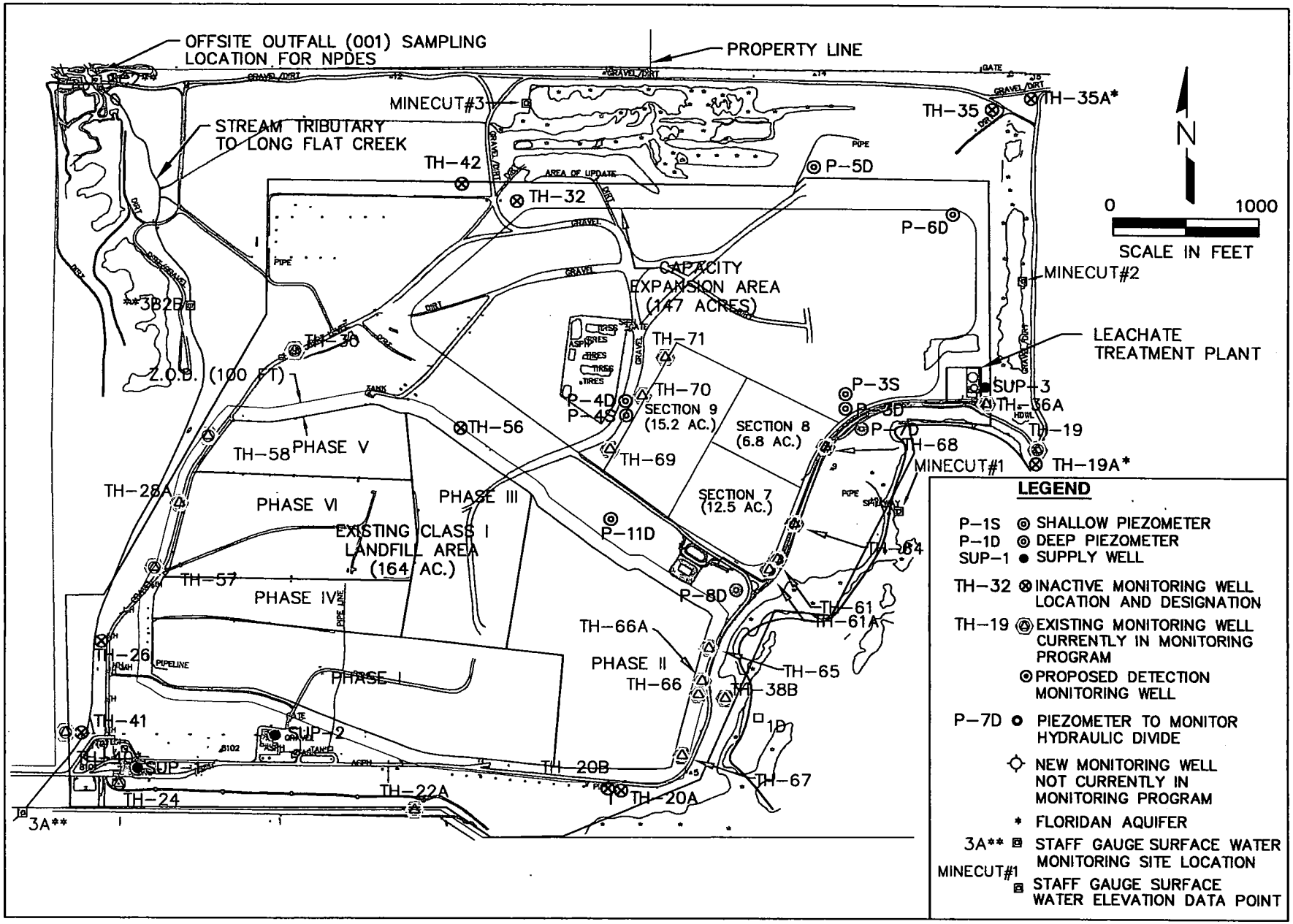

Site Map
Southeast County Landfill Facility, Hillsborough County, Florida

Analytical Results from Surface Water Samples Collected at Southeast Landfill May 19, 2008

GENERAL PARAMETERS	Mine Cut #1	Surface Site 3A	Surface Site 3B2B	Surface Site 3C2	(MCL) STANDARD F.A.C. 62-302
conductivity (umhos/cm) (field)	169	256	139	336	1275
dissolved oxygen (mg/l) (field)	6.17	**3.66**	**4.11**	5.6	Must Be > OR=5.0
pH (field)	7.03	**6.17**	6.58	6.92	(6.5 - 8.5)
temperature (°C) in field	29.44	24.15	23.50	24.1	NS
turbidity (field) (NTU)	**364**	**60.2**	12	2.5	29
total dissolved solids (mg/l)	240	290	110	390	NS
total suspended solids (mg/l)	64	160	19	7.2	NS
nitrate (mg/l)	BDL	1.5	0.16	BDL	NS
nitrogen, kjedhal, total (mg/l)	5.2	10	1.1	1	NS
total nitrogen (mg/l)	5.2	10	1.1	1	NS
total phosphorous (mg/l)	3	7.5	1.3	0.73	NS
biochem. oxygen demand (mg/l)	11	26	2.9	BDL	NS
chemical oxygen demand (mg/l)	140	630	65	57	NS
total organic carbon (mg/l as C)	21	37	15	16	NS
ammonia nitrogen (mg/l as N)	0.077	0.7	0.088	0.032	NS
chlorophyl-A (mg/m3)	120	9.5	BDL	BDL	NS
total hardness (mg/l as CaCO)	110	170	56	150	NS
unionized ammonia (mg/l)	BDL	BDL	BDL	BDL	NS
fecal coliform (Col/100ml)	**2200**	BDL	**12000**	**4200**	800

Metals: (mg/l)	Mine Cut #1	Surface Site 3A	Surface Site 3B2B	Surface Site 3C2	(MCL) STANDARD F.A.C. 62-302
iron	0.21	**4.8**	**1.4**	0.34	1
copper	BDL	0.025	BDL	BDL	**
barium	0.0079	0.083	0.017	0.011	NS
beryllium	BDL	BDL	BDL	BDL	1.3
cobalt	BDL	BDL	BDL	BDL	NS
lead	BDL	0.010	BDL	BDL	******
vanadium	0.0072	0.0091	0.003	0.0037	NS
chromium	0.0024	0.0096	BDL	BDL	***
nickel	BDL	BDL	BDL	BDL	****
zinc	BDL	0.098	0.011	BDL	*=105.99
thallium	BDL	BDL	BDL	BDL	<0.0063
cadmium	BDL	BDL	BDL	BDL	*****
mercury	BDL	0.00016	BDL	BDL	0.000012

Organics: (µg/l) Organic Parameters Detected	Mine Cut #1	Surface Site 3A	Surface Site 3B2B	Surface Site 3C2	(MCL) STANDARD F.A.C. 62-302
toluene	BDL	0.35	BDL	BDL	NS
acetone	BDL	5.9	3.2	BDL	NS
methylene chloride	BDL	BDL	BDL	BDL	>OR = 5.67 annual avg.

NOTE: Water Levels taken on August 17, 1998

NOTE: Referenced, Surface Water Quality Standards Title 62 Chapter 62-302, Class III: Fresh

NS= NO STANDARD

MCL= MAXIMUM CONTAMINANT LEVEL

BDL= BELOW DETECTION LIMIT

*= Zn< or =e(0.8473[lnH]+0.7614), note: H=Hardness, for 3A standard is 105.99

**= Cu< or =e(0.8545[lnH]-1.465)

***= Cr< or =e(0.819[lnH]+1.561)

****= Ni< or =e(0.846[lnH]+1.1645)

******= Pb<=e(1.273[lnH]-4.705)

*****= Ca<or =e(0.7852{lnH}-3.49)

3.66: EXCEEDS CHAPTER 62-302 SURFACE WATER QUALITY STANDARDS

NTU= NEPHELOMETRIC TURBIDITY UNITS

µg/l= MICROGRAMS PER LITER

mg/l= MILLIGRAMS PER LITER

Prepared by: Mike Townsel
QC'd by: Jim Clayton
Final QC by: David Adams

GROUNDWATER AND SURFACE WATER ELEVATIONS FOR

SOUTHEAST LANDFILL

May 20, 2008

Measuring Point I.D.	T.O.C. Elevations (NGVD)	5/20/2008 W.L. B.T.O.C.	W.L. (NGVD)	Time
P-4D	140.78	22.84	117.94	9:28 AM
P-4S	140.95	Dry	Dry	12:22 PM
P-5D	151.94	Dry	Dry	11:37 AM
P-6D-A	148.01	27.51	120.50	10:58 AM
P-7D	138.92	18.48	120.44	10:30 AM
P-8D	138.34	18.77	119.57	10:00 AM
P-11D	138.02	18.09	119.93	12:13 PM
P-12S	134.97	14.92	120.05	9:59 AM
P-13S	140.21	20.09	120.12	10:09 AM
P-14S	138.56	18.40	120.16	10:17 AM
P-15S	139.19	19.05	120.14	10:19 AM
P-16S	143.38	23.08	120.30	10:34 AM
P-16I	144.15	24.59	119.56	10:35 AM
P-16D	143.84	24.30	119.54	10:36 AM
P-17S	137.35	17.41	119.94	10:53 AM
P-17I	137.32	17.39	119.93	10:54 AM
P-17D	137.22	17.42	119.80	10:55 AM
P-18S	129.86	18.70	111.16	11:50 AM
TH-19*	130.27	117.43	12.84	10:44 AM
TH-20A	131.86	10.24	121.62	9:40 AM
TH-20B	132.57	11.23	121.34	9:41 AM
TH-22	128.82	5.83	122.99	12:27 PM
TH-22A	129.27	6.42	122.85	12:58 PM
TH-24A	128.23	Dry	Dry	9:58 AM
TH-26	125.65	12.35	113.30	11:57 AM
TH-28A	131.10	28.20	102.90	10:14 AM
TH-30	128.88	23.31	105.57	9:35 AM
TH-32	129.90	16.60	113.30	11:27 AM
TH-35	145.98	28.95	117.03	11:10 AM
TH-36A	152.70	33.61	119.09	10:40 AM
TH-38A	130.68	11.01	119.67	9:50 AM
TH-38B	131.81	14.25	117.56	9:54 AM
TH-40*	124.99	113.20	11.79	11:45 AM
TH-41*	125.00	118.20	6.80	11:47 AM
TH-42*	116.74	79.77	36.97	11:24 AM
TH-56A	131.69	15.70	115.99	11:55 AM
TH-57	128.36	20.14	108.22	11:17 AM
TH-58	127.88	28.16	99.72	9:40 AM
TH-61	138.73	18.20	120.53	10:06 AM
TH-61A	139.45	18.87	120.58	10:04 AM
TH-64	139.64	18.48	121.16	10:15 AM
TH-65	135.40	15.18	120.22	9:57 AM
TH-66	130.58	9.80	120.78	9:47 AM
TH-66A	130.66	10.26	120.40	9:48 AM
TH-67	129.51	7.47	122.04	9:43 AM
TH-68	140.01	16.93	123.08	10:27 AM
TH-69	145.56	26.37	119.19	9:14 AM
TH-69A	144.97	26.35	118.62	9:15 AM
TH-70	147.11	27.88	119.23	9:33 AM
TH-70A	146.63	27.88	118.75	9:32 AM
TH-71	147.61	21.79	125.82	9:23 AM
TH-71A	146.95	23.50	123.45	12:05 PM
SW-3A	3.0'=125.53'	0.01	122.54	12:19 PM
SW-3B2B	3.0'=97.97'	1.40	96.37	11:34 AM
SW-3C2	6.0'=92.33'	1.10	87.43	11:41 AM
Mine Cut #1	4.0'=122.14'	1.30	119.44	10:22 AM
Mine Cut #2	6.0'=123.47'	1.88	119.35	10:48 AM
Mine Cut #3	4.0'=112.27'	1.76	110.03	11:20 AM
Mine Cut #4	5.0'=97.54'	1.37	93.91	11:16 AM

NGVD = National Geodetic Vertical Datum
T.O.C. = Top of Casing
B.T.O.C. = Below Top of Casing
* = Floridan Well
ND =No Data
W.L. = Water Level

Prepared by: Jim CLayton
QC'd by: Mike Townsel
Final QC by: Dave Adams

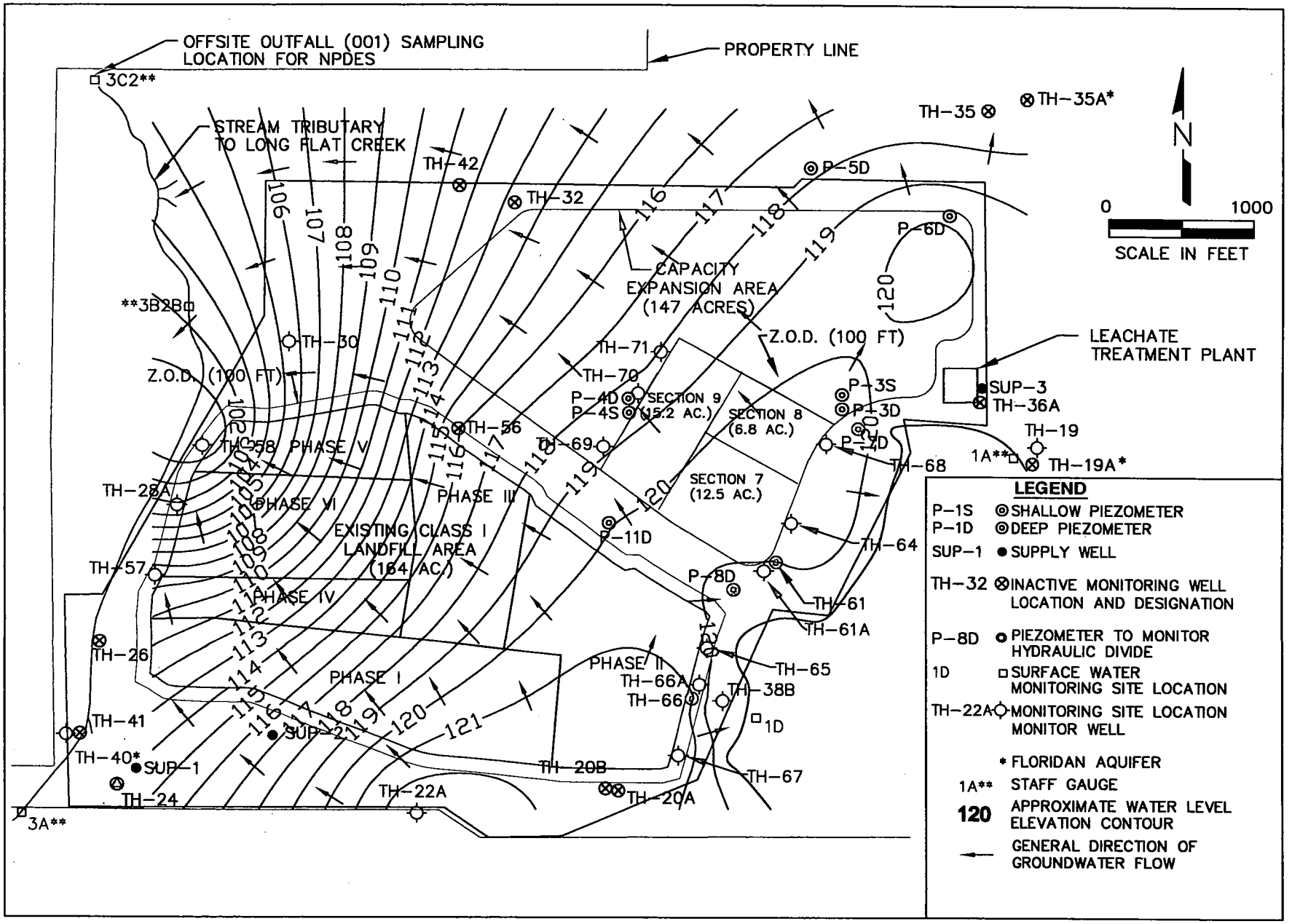

Southeast County Landfill
Groundwater Elevation Contour Diagram – May 2008

HILLSBOROUGH COUNTY
SOUTHEAST COUNTY LANDFILL TURBIDITY MONITORING

Date	Sampling Location	Time	Turbidity (NTU)	Notes
5/23/2008	3A	N/D	16	1.6" rain on 5/23/08
	3B2B	8:54 a.m.	16	
	3C2	8:47 a.m.	17	

TestAmerica
THE LEADER IN ENVIRONMENTAL TESTING

Mr. Jim Clayton
Hillsborough County
Solid Waste Management Department
PO BOX 1110
24th Floor County Center
Tampa, FL 33601

Job Number: 660-23037-1

Client Sample ID: Surface Site 3C2
Lab Sample ID: 660-23037-1

Date Sampled: 05/19/2008 1248
Date Received: 05/19/2008 1445
Client Matrix: Water

Analyte	Result/Qualifier		Unit	MDL	PQL	Dilution
Method: 8260B			Date Analyzed:	06/01/2008 1658		
Prep Method: 5030B			Date Prepared:	06/01/2008 1658		
Acetone	1.8	U	ug/L	1.8	25	1.0
Acrylonitrile	2.5	U J3	ug/L	2.5	20	1.0
Benzene	0.18	U	ug/L	0.18	1.0	1.0
Bromoform	0.29	U	ug/L	0.29	1.0	1.0
Bromomethane	0.24	U	ug/L	0.24	1.0	1.0
2-Butanone (MEK)	1.8	U	ug/L	1.8	10	1.0
Carbon disulfide	0.13	U	ug/L	0.13	1.0	1.0
Carbon tetrachloride	0.15	U	ug/L	0.15	1.0	1.0
Chlorobenzene	0.18	U	ug/L	0.18	1.0	1.0
Chlorobromomethane	0.18	U	ug/L	0.18	1.0	1.0
Chlorodibromomethane	0.20	U	ug/L	0.20	1.0	1.0
Chloroethane	0.32	U	ug/L	0.32	1.0	1.0
Chloroform	0.094	U	ug/L	0.094	1.0	1.0
Chloromethane	0.26	U	ug/L	0.26	1.0	1.0
cis-1,2-Dichloroethene	0.17	U	ug/L	0.17	1.0	1.0
cis-1,3-Dichloropropene	0.24	U	ug/L	0.24	1.0	1.0
Dibromomethane	0.28	U	ug/L	0.28	1.0	1.0
1,4-Dichlorobenzene	0.18	U	ug/L	0.18	1.0	1.0
1,2-Dichlorobenzene	0.17	U	ug/L	0.17	1.0	1.0
Dichlorobromomethane	0.18	U	ug/L	0.18	1.0	1.0
1,1-Dichloroethane	0.10	U	ug/L	0.10	1.0	1.0
1,2-Dichloroethane	0.28	U	ug/L	0.28	1.0	1.0
1,1-Dichloroethene	0.11	U	ug/L	0.11	1.0	1.0
1,2-Dichloropropane	0.14	U	ug/L	0.14	1.0	1.0
Ethylbenzene	0.16	U	ug/L	0.16	1.0	1.0
2-Hexanone	1.7	U	ug/L	1.7	10	1.0
Iodomethane	0.063	U J3	ug/L	0.063	5.0	1.0
Methylene Chloride	0.096	U	ug/L	0.096	5.0	1.0
4-Methyl-2-pentanone (MIBK)	2.2	U	ug/L	2.2	10	1.0
Styrene	0.18	U	ug/L	0.18	1.0	1.0
1,1,1,2-Tetrachloroethane	0.16	U	ug/L	0.16	1.0	1.0
1,1,2,2-Tetrachloroethane	0.19	U	ug/L	0.19	1.0	1.0
Tetrachloroethene	0.28	U	ug/L	0.28	1.0	1.0
Toluene	0.19	U	ug/L	0.19	1.0	1.0
trans-1,4-Dichloro-2-butene	0.58	U	ug/L	0.58	2.0	1.0
trans-1,2-Dichloroethene	0.19	U	ug/L	0.19	1.0	1.0
trans-1,3-Dichloropropene	0.13	U	ug/L	0.13	1.0	1.0
1,1,1-Trichloroethane	0.18	U	ug/L	0.18	1.0	1.0
1,1,2-Trichloroethane	0.21	U	ug/L	0.21	1.0	1.0

TestAmerica
THE LEADER IN ENVIRONMENTAL TESTING

Mr. Jim Clayton
Hillsborough County
Solid Waste Management Department
PO BOX 1110
24th Floor County Center
Tampa, FL 33601

Job Number: 660-23037-1

Client Sample ID: Surface Site 3C2
Lab Sample ID: 660-23037-1

Date Sampled: 05/19/2008 1248
Date Received: 05/19/2008 1445
Client Matrix: Water

Analyte	Result/Qualifier		Unit	MDL	PQL	Dilution
Trichloroethene	0.069	U	ug/L	0.069	1.0	1.0
Trichlorofluoromethane	0.16	U	ug/L	0.16	1.0	1.0
1,2,3-Trichloropropane	0.31	U	ug/L	0.31	1.0	1.0
Vinyl acetate	0.23	U	ug/L	0.23	2.0	1.0
Vinyl chloride	0.16	U	ug/L	0.16	1.0	1.0
Xylenes, Total	0.36	U	ug/L	0.36	2.0	1.0
Surrogate					Acceptance Limits	
Dibromofluoromethane	94		%		83 - 123	
Toluene-d8 (Surr)	90		%		78 - 126	
4-Bromofluorobenzene	72		%		70 - 119	
Method: 8011			Date Analyzed:		05/29/2008 1924	
Prep Method: 8011			Date Prepared:		05/29/2008 1330	
1,2-Dibromo-3-Chloropropane	0.010	U	ug/L	0.010	0.020	1.0
Ethylene Dibromide	0.0088	U	ug/L	0.0088	0.020	1.0
Surrogate					Acceptance Limits	
1,1,1,2-Tetrachloroethane	102		%		60 - 140	
Method: Total Recoverable-6020			Date Analyzed:		05/23/2008 2245	
Prep Method: 3005A			Date Prepared:		05/22/2008 1558	
Silver	1.9	U	ug/L	1.9	10	1.0
Arsenic	4.8	U	ug/L	4.8	10	1.0
Barium	11		ug/L	1.2	10	1.0
Beryllium	0.74	U	ug/L	0.74	4.0	1.0
Cadmium	0.71	U	ug/L	0.71	5.0	1.0
Cobalt	1.4	U	ug/L	1.4	10	1.0
Chromium	1.7	U	ug/L	1.7	10	1.0
Copper	2.9	U	ug/L	2.9	20	1.0
Iron	340		ug/L	39	100	1.0
Nickel	4.7	U	ug/L	4.7	40	1.0
Lead	1.6	U	ug/L	1.6	5.0	1.0
Antimony	2.9	U	ug/L	2.9	6.0	1.0
Selenium	5.9	U	ug/L	5.9	10	1.0
Thallium	0.50	U	ug/L	0.50	1.0	1.0
Vanadium	3.7	I	ug/L	2.5	5.0	1.0
Zinc	5.9	U	ug/L	5.9	20	1.0
Method: 7470A			Date Analyzed:		05/30/2008 2215	
Prep Method: 7470A			Date Prepared:		05/30/2008 1203	
Mercury	0.080	U	ug/L	0.080	0.20	1.0
Method: 350.1			Date Analyzed:		06/02/2008 1327	

TestAmerica

THE LEADER IN ENVIRONMENTAL TESTING

Mr. Jim Clayton
Hillsborough County
Solid Waste Management Department
PO BOX 1110
24th Floor County Center
Tampa, FL 33601

Job Number: 660-23037-1

Client Sample ID: Surface Site 3C2
Lab Sample ID: 660-23037-1

Date Sampled: 05/19/2008 1248
Date Received: 05/19/2008 1445
Client Matrix: Water

Analyte	Result/Qualifier		Unit	MDL	PQL	Dilution
Ammonia	0.032		mg/L	0.00075	0.020	1.0
Method: 351.2			Date Analyzed:	05/29/2008 1357		
Prep Method: 351.2			Date Prepared:	05/22/2008 1300		
Nitrogen, Kjeldahl	1.0		mg/L	0.12	0.20	1.0
Method: 353.2			Date Analyzed:	05/21/2008 0820		
Nitrite Nitrogen	0.10	U	mg/L	0.10	0.50	1.0
Nitrate as N	0.10	U	mg/L	0.10	0.50	1.0
Method: 365.4			Date Analyzed:	06/02/2008 1410		
Prep Method: 365.2/365.3/365			Date Prepared:	05/30/2008 1600		
Phosphorus, Total	0.73		mg/L	0.075	0.30	1.0
Method: SM 5220D			Date Analyzed:	05/22/2008 1645		
Prep Method: SM 5220			Date Prepared:	05/22/2008 1300		
Chemical Oxygen Demand	57	J3	mg/L	10	20	1.0
Method: SM 5310C			Date Analyzed:	05/31/2008 1356		
Total Organic Carbon	16		mg/L	0.53	1.0	1.0
Method: Total Nitrogen			Date Analyzed:	06/02/2008 1451		
Nitrogen, Total	1.0		mg/L	0.010	0.050	1.0

TestAmerica
THE LEADER IN ENVIRONMENTAL TESTING

Mr. Jim Clayton
Hillsborough County
Solid Waste Management Department
PO BOX 1110
24th Floor County Center
Tampa, FL 33601

Job Number: 660-23037-1

Client Sample ID: Surface Site 3C2
Lab Sample ID: 660-23037-1

Date Sampled: 05/19/2008 1248
Date Received: 05/19/2008 1445
Client Matrix: Water

Analyte	Result/Qualifier	Unit	NONE	NONE	Dilution
Method: Field Sampling		Date Analyzed:	05/21/2008 1304		
Field pH	6.92	SU			1.0
Field Temperature	24.10	Degrees C			1.0
Oxygen, Dissolved	5.60	mg/L			1.0
Specific Conductance	336	umhos/cm			1.0
Turbidity	2.5	NTU			1.0

TestAmerica
THE LEADER IN ENVIRONMENTAL TESTING

Mr. Jim Clayton
Hillsborough County
Solid Waste Management Department
PO BOX 1110
24th Floor County Center
Tampa, FL 33601

Job Number: 660-23037-1

Client Sample ID: Surface Site 3C2
Lab Sample ID: 660-23037-1

Date Sampled: 05/19/2008 1248
Date Received: 05/19/2008 1445
Client Matrix: Water

Analyte	Result/Qualifier		Unit	PQL	PQL	Dilution
Method: Dissolved-SM 10200H			Date Analyzed:		05/29/2008 1009	
Prep Method: SM 10200H			Date Prepared:		05/21/2008 1300	
Chlorophyll a	2.0	U	mg/m3	2.0	2.0	1.0
Method: SM 2340C			Date Analyzed:		05/27/2008 1509	
Hardness as calcium carbonate	150		mg/L	10	10	1.0
Method: SM 2540C			Date Analyzed:		05/21/2008 0831	
Total Dissolved Solids	390		mg/L	5.0	5.0	1.0
Method: SM 2540D			Date Analyzed:		05/21/2008 1359	
Total Suspended Solids	7.2		mg/L	5.0	5.0	1.0
Method: SM 5210B			Date Analyzed:		05/20/2008 2044	
Biochemical Oxygen Demand	2.0	U	mg/L	2.0	2.0	1.0
Method: UnionizedNH3			Date Analyzed:		06/03/2008 1322	
Unionized Ammonia	0.010	U	mg/L	0.010	0.010	1.0
Method: SM 9222D			Date Analyzed:		05/19/2008 1540	
Coliform, Fecal	4200		CFU/100mL	100	100	100

TestAmerica
THE LEADER IN ENVIRONMENTAL TESTING

Mr. Jim Clayton
Hillsborough County
Solid Waste Management Department
PO BOX 1110
24th Floor County Center
Tampa, FL 33601

Job Number: 660-23037-1

Client Sample ID: Surface Site 3A
Lab Sample ID: 660-23037-2

Date Sampled: 05/19/2008 1338
Date Received: 05/19/2008 1445
Client Matrix: Water

Analyte	Result/Qualifier		Unit	MDL	PQL	Dilution
Method: 8260B			Date Analyzed:	06/01/2008 2007		
Prep Method: 5030B			Date Prepared:	06/01/2008 2007		
Acetone	5.9	I	ug/L	1.8	25	1.0
Acrylonitrile	2.5	U J3	ug/L	2.5	20	1.0
Benzene	0.18	U	ug/L	0.18	1.0	1.0
Bromoform	0.29	U	ug/L	0.29	1.0	1.0
Bromomethane	0.24	U	ug/L	0.24	1.0	1.0
2-Butanone (MEK)	1.8	U	ug/L	1.8	10	1.0
Carbon disulfide	0.13	U	ug/L	0.13	1.0	1.0
Carbon tetrachloride	0.15	U	ug/L	0.15	1.0	1.0
Chlorobenzene	0.18	U	ug/L	0.18	1.0	1.0
Chlorobromomethane	0.18	U	ug/L	0.18	1.0	1.0
Chlorodibromomethane	0.20	U	ug/L	0.20	1.0	1.0
Chloroethane	0.32	U	ug/L	0.32	1.0	1.0
Chloroform	0.094	U	ug/L	0.094	1.0	1.0
Chloromethane	0.26	U	ug/L	0.26	1.0	1.0
cis-1,2-Dichloroethene	0.17	U	ug/L	0.17	1.0	1.0
cis-1,3-Dichloropropene	0.24	U	ug/L	0.24	1.0	1.0
Dibromomethane	0.28	U	ug/L	0.28	1.0	1.0
1,4-Dichlorobenzene	0.18	U	ug/L	0.18	1.0	1.0
1,2-Dichlorobenzene	0.17	U	ug/L	0.17	1.0	1.0
Dichlorobromomethane	0.18	U	ug/L	0.18	1.0	1.0
1,1-Dichloroethane	0.10	U	ug/L	0.10	1.0	1.0
1,2-Dichloroethane	0.28	U	ug/L	0.28	1.0	1.0
1,1-Dichloroethene	0.11	U	ug/L	0.11	1.0	1.0
1,2-Dichloropropane	0.14	U	ug/L	0.14	1.0	1.0
Ethylbenzene	0.16	U	ug/L	0.16	1.0	1.0
2-Hexanone	1.7	U	ug/L	1.7	10	1.0
Iodomethane	0.063	U J3	ug/L	0.063	5.0	1.0
Methylene Chloride	0.096	U	ug/L	0.096	5.0	1.0
4-Methyl-2-pentanone (MIBK)	2.2	U	ug/L	2.2	10	1.0
Styrene	0.18	U	ug/L	0.18	1.0	1.0
1,1,1,2-Tetrachloroethane	0.16	U	ug/L	0.16	1.0	1.0
1,1,2,2-Tetrachloroethane	0.19	U	ug/L	0.19	1.0	1.0
Tetrachloroethene	0.28	U	ug/L	0.28	1.0	1.0
Toluene	0.35	I	ug/L	0.19	1.0	1.0
trans-1,4-Dichloro-2-butene	0.58	U	ug/L	0.58	2.0	1.0
trans-1,2-Dichloroethene	0.19	U	ug/L	0.19	1.0	1.0
trans-1,3-Dichloropropene	0.13	U	ug/L	0.13	1.0	1.0
1,1,1-Trichloroethane	0.18	U	ug/L	0.18	1.0	1.0
1,1,2-Trichloroethane	0.21	U	ug/L	0.21	1.0	1.0

TestAmerica
THE LEADER IN ENVIRONMENTAL TESTING

Mr. Jim Clayton
Hillsborough County
Solid Waste Management Department
PO BOX 1110
24th Floor County Center
Tampa, FL 33601

Job Number: 660-23037-1

Client Sample ID: Surface Site 3A
Lab Sample ID: 660-23037-2

Date Sampled: 05/19/2008 1338
Date Received: 05/19/2008 1445
Client Matrix: Water

Analyte	Result/Qualifier		Unit	MDL	PQL	Dilution
Trichloroethene	0.069	U	ug/L	0.069	1.0	1.0
Trichlorofluoromethane	0.16	U	ug/L	0.16	1.0	1.0
1,2,3-Trichloropropane	0.31	U	ug/L	0.31	1.0	1.0
Vinyl acetate	0.23	U	ug/L	0.23	2.0	1.0
Vinyl chloride	0.16	U	ug/L	0.16	1.0	1.0
Xylenes, Total	0.36	U	ug/L	0.36	2.0	1.0
Surrogate					Acceptance Limits	
Dibromofluoromethane	92		%		83 - 123	
Toluene-d8 (Surr)	91		%		78 - 126	
4-Bromofluorobenzene	75		%		70 - 119	
Method: 8011			Date Analyzed:	05/29/2008 1948		
Prep Method: 8011			Date Prepared:	05/29/2008 1330		
1,2-Dibromo-3-Chloropropane	0.0095	U	ug/L	0.0095	0.019	1.0
Ethylene Dibromide	0.0083	U	ug/L	0.0083	0.019	1.0
Surrogate					Acceptance Limits	
1,1,1,2-Tetrachloroethane	81		%		60 - 140	
Method: Total Recoverable-6020			Date Analyzed:	05/23/2008 2252		
Prep Method: 3005A			Date Prepared:	05/22/2008 1558		
Silver	1.9	U	ug/L	1.9	10	1.0
Arsenic	4.8	U	ug/L	4.8	10	1.0
Barium	83		ug/L	1.2	10	1.0
Beryllium	0.74	U	ug/L	0.74	4.0	1.0
Cadmium	0.71	U	ug/L	0.71	5.0	1.0
Cobalt	1.4	U	ug/L	1.4	10	1.0
Chromium	9.6	I	ug/L	1.7	10	1.0
Copper	25		ug/L	2.9	20	1.0
Iron	4800		ug/L	39	100	1.0
Nickel	4.7	U	ug/L	4.7	40	1.0
Lead	10		ug/L	1.6	5.0	1.0
Antimony	2.9	U	ug/L	2.9	6.0	1.0
Selenium	5.9	U	ug/L	5.9	10	1.0
Thallium	0.50	U	ug/L	0.50	1.0	1.0
Vanadium	9.1		ug/L	2.5	5.0	1.0
Zinc	98		ug/L	5.9	20	1.0
Method: 7470A			Date Analyzed:	05/30/2008 2223		
Prep Method: 7470A			Date Prepared:	05/30/2008 1203		
Mercury	0.16	I	ug/L	0.080	0.20	1.0
Method: 350.1			Date Analyzed:	06/02/2008 1418		

TestAmerica
THE LEADER IN ENVIRONMENTAL TESTING

Mr. Jim Clayton
Hillsborough County
Solid Waste Management Department
PO BOX 1110
24th Floor County Center
Tampa, FL 33601

Job Number: 660-23037-1

Client Sample ID: Surface Site 3A
Lab Sample ID: 660-23037-2

Date Sampled: 05/19/2008 1338
Date Received: 05/19/2008 1445
Client Matrix: Water

Analyte	Result/Qualifier		Unit	MDL	PQL	Dilution
Ammonia	0.70		mg/L	0.0015	0.040	2.0
Method: 351.2			Date Analyzed:		05/29/2008 1427	
Prep Method: 351.2			Date Prepared:		05/22/2008 1300	
Nitrogen, Kjeldahl	10		mg/L	0.24	0.40	2.0
Method: 353.2			Date Analyzed:		05/21/2008 0820	
Nitrite Nitrogen	0.10	U	mg/L	0.10	0.50	1.0
Nitrate as N	1.5		mg/L	0.10	0.50	1.0
Method: 365.4			Date Analyzed:		06/02/2008 2025	
Prep Method: 365.2/365.3/365			Date Prepared:		05/30/2008 1600	
Phosphorus, Total	7.5		mg/L	0.75	3.0	10
Method: SM 5220D			Date Analyzed:		05/22/2008 1800	
Prep Method: SM 5220			Date Prepared:		05/22/2008 1330	
Chemical Oxygen Demand	630	J3	mg/L	10	20	1.0
Method: SM 5310C			Date Analyzed:		05/03/2008 0159	
Total Organic Carbon	37		mg/L	2.1	4.0	4.0
Method: Total Nitrogen			Date Analyzed:		06/02/2008 1451	
Nitrogen, Total	10		mg/L	0.010	0.050	1.0

TestAmerica
THE LEADER IN ENVIRONMENTAL TESTING

Mr. Jim Clayton
Hillsborough County
Solid Waste Management Department
PO BOX 1110
24th Floor County Center
Tampa, FL 33601

Job Number: 660-23037-1

Client Sample ID: Surface Site 3A
Lab Sample ID: 660-23037-2

Date Sampled: 05/19/2008 1338
Date Received: 05/19/2008 1445
Client Matrix: Water

Analyte	Result/Qualifier	Unit	NONE	NONE	Dilution
Method: Field Sampling		Date Analyzed:	05/21/2008 1304		
Field pH	6.17	SU			1.0
Field Temperature	24.15	Degrees C			1.0
Oxygen, Dissolved	3.66	mg/L			1.0
Specific Conductance	256	umhos/cm			1.0
Turbidity	60.2	NTU			1.0

TestAmerica
THE LEADER IN ENVIRONMENTAL TESTING

Mr. Jim Clayton
Hillsborough County
Solid Waste Management Department
PO BOX 1110
24th Floor County Center
Tampa, FL 33601

Job Number: 660-23037-1

Client Sample ID: Surface Site 3A
Lab Sample ID: 660-23037-2

Date Sampled: 05/19/2008 1338
Date Received: 05/19/2008 1445
Client Matrix: Water

Analyte	Result/Qualifier		Unit	PQL	PQL	Dilution
Method: Dissolved-SM 10200H			Date Analyzed:		05/29/2008 1009	
Prep Method: SM 10200H			Date Prepared:		05/21/2008 1300	
Chlorophyll a	9.5		mg/m3	2.0	2.0	1.0
Method: SM 2340C			Date Analyzed:		05/27/2008 1509	
Hardness as calcium carbonate	170		mg/L	10	10	1.0
Method: SM 2540C			Date Analyzed:		05/21/2008 1041	
Total Dissolved Solids	290		mg/L	5.0	5.0	1.0
Method: SM 2540D			Date Analyzed:		05/21/2008 1359	
Total Suspended Solids	160		mg/L	16	16	1.0
Method: SM 5210B			Date Analyzed:		05/20/2008 2049	
Biochemical Oxygen Demand	26		mg/L	2.0	2.0	1.0
Method: UnionizedNH3			Date Analyzed:		06/03/2008 1322	
Unionized Ammonia	0.010	U	mg/L	0.010	0.010	1.0
Method: SM 9222D			Date Analyzed:		05/19/2008 1540	
Coliform, Fecal	100	U	CFU/100mL	100	100	100

TestAmerica
THE LEADER IN ENVIRONMENTAL TESTING

Mr. Jim Clayton
Hillsborough County
Solid Waste Management Department
PO BOX 1110
24th Floor County Center
Tampa, FL 33601

Job Number: 660-23037-1

Client Sample ID: Surface Site 3B2B
Lab Sample ID: 660-23037-3

Date Sampled: 05/19/2008 1220
Date Received: 05/19/2008 1445
Client Matrix: Water

Analyte	Result/Qualifier		Unit	MDL	PQL	Dilution
Method: 8260B			Date Analyzed:	06/01/2008 1947		
Prep Method: 5030B			Date Prepared:	06/01/2008 1947		
Acetone	3.2	I	ug/L	1.8	25	1.0
Acrylonitrile	2.5	U	ug/L	2.5	20	1.0
Benzene	0.18	U	ug/L	0.18	1.0	1.0
Bromoform	0.29	U	ug/L	0.29	1.0	1.0
Bromomethane	0.24	U J3	ug/L	0.24	1.0	1.0
2-Butanone (MEK)	1.8	U	ug/L	1.8	10	1.0
Carbon disulfide	0.13	U	ug/L	0.13	1.0	1.0
Carbon tetrachloride	0.15	U	ug/L	0.15	1.0	1.0
Chlorobenzene	0.18	U	ug/L	0.18	1.0	1.0
Chlorobromomethane	0.18	U	ug/L	0.18	1.0	1.0
Chlorodibromomethane	0.20	U	ug/L	0.20	1.0	1.0
Chloroethane	0.32	U	ug/L	0.32	1.0	1.0
Chloroform	0.094	U	ug/L	0.094	1.0	1.0
Chloromethane	0.26	U	ug/L	0.26	1.0	1.0
cis-1,2-Dichloroethene	0.17	U	ug/L	0.17	1.0	1.0
cis-1,3-Dichloropropene	0.24	U	ug/L	0.24	1.0	1.0
Dibromomethane	0.28	U	ug/L	0.28	1.0	1.0
1,4-Dichlorobenzene	0.18	U	ug/L	0.18	1.0	1.0
1,2-Dichlorobenzene	0.17	U	ug/L	0.17	1.0	1.0
Dichlorobromomethane	0.18	U	ug/L	0.18	1.0	1.0
1,1-Dichloroethane	0.10	U	ug/L	0.10	1.0	1.0
1,2-Dichloroethane	0.28	U	ug/L	0.28	1.0	1.0
1,1-Dichloroethene	0.11	U	ug/L	0.11	1.0	1.0
1,2-Dichloropropane	0.14	U	ug/L	0.14	1.0	1.0
Ethylbenzene	0.16	U	ug/L	0.16	1.0	1.0
2-Hexanone	1.7	U	ug/L	1.7	10	1.0
Iodomethane	0.063	U	ug/L	0.063	5.0	1.0
Methylene Chloride	0.096	U	ug/L	0.096	5.0	1.0
4-Methyl-2-pentanone (MIBK)	2.2	U	ug/L	2.2	10	1.0
Styrene	0.18	U	ug/L	0.18	1.0	1.0
1,1,1,2-Tetrachloroethane	0.16	U	ug/L	0.16	1.0	1.0
1,1,2,2-Tetrachloroethane	0.19	U	ug/L	0.19	1.0	1.0
Tetrachloroethene	0.28	U	ug/L	0.28	1.0	1.0
Toluene	0.19	U	ug/L	0.19	1.0	1.0
trans-1,4-Dichloro-2-butene	0.58	U	ug/L	0.58	2.0	1.0
trans-1,2-Dichloroethene	0.19	U	ug/L	0.19	1.0	1.0
trans-1,3-Dichloropropene	0.13	U	ug/L	0.13	1.0	1.0
1,1,1-Trichloroethane	0.18	U	ug/L	0.18	1.0	1.0
1,1,2-Trichloroethane	0.21	U	ug/L	0.21	1.0	1.0

TestAmerica
THE LEADER IN ENVIRONMENTAL TESTING

Mr. Jim Clayton
Hillsborough County
Solid Waste Management Department
PO BOX 1110
24th Floor County Center
Tampa, FL 33601

Job Number: 660-23037-1

Client Sample ID: Surface Site 3B2B
Lab Sample ID: 660-23037-3

Date Sampled: 05/19/2008 1220
Date Received: 05/19/2008 1445
Client Matrix: Water

Analyte	Result/Qualifier		Unit	MDL	PQL	Dilution
Trichloroethene	0.069	U	ug/L	0.069	1.0	1.0
Trichlorofluoromethane	0.16	U	ug/L	0.16	1.0	1.0
1,2,3-Trichloropropane	0.31	U	ug/L	0.31	1.0	1.0
Vinyl acetate	0.23	U	ug/L	0.23	2.0	1.0
Vinyl chloride	0.16	U	ug/L	0.16	1.0	1.0
Xylenes, Total	0.36	U	ug/L	0.36	2.0	1.0
Surrogate					Acceptance Limits	
Dibromofluoromethane	94		%		83 - 123	
Toluene-d8 (Surr)	92		%		78 - 126	
4-Bromofluorobenzene	74		%		70 - 119	
Method: 8011			Date Analyzed:		05/29/2008 2011	
Prep Method: 8011			Date Prepared:		05/29/2008 1330	
1,2-Dibromo-3-Chloropropane	0.010	U	ug/L	0.010	0.020	1.0
Ethylene Dibromide	0.0087	U	ug/L	0.0087	0.020	1.0
Surrogate					Acceptance Limits	
1,1,1,2-Tetrachloroethane	98		%		60 - 140	
Method: Total Recoverable-6020			Date Analyzed:		05/23/2008 2259	
Prep Method: 3005A			Date Prepared:		05/22/2008 1558	
Silver	1.9	U	ug/L	1.9	10	1.0
Arsenic	4.8	U	ug/L	4.8	10	1.0
Barium	17		ug/L	1.2	10	1.0
Beryllium	0.74	U	ug/L	0.74	4.0	1.0
Cadmium	0.71	U	ug/L	0.71	5.0	1.0
Cobalt	1.4	U	ug/L	1.4	10	1.0
Chromium	1.7	U	ug/L	1.7	10	1.0
Copper	2.9	U	ug/L	2.9	20	1.0
Iron	1400		ug/L	39	100	1.0
Nickel	4.7	U	ug/L	4.7	40	1.0
Lead	1.6	U	ug/L	1.6	5.0	1.0
Antimony	2.9	U	ug/L	2.9	6.0	1.0
Selenium	5.9	U	ug/L	5.9	10	1.0
Thallium	0.50	U	ug/L	0.50	1.0	1.0
Vanadium	3.0	I	ug/L	2.5	5.0	1.0
Zinc	11	I	ug/L	5.9	20	1.0
Method: 7470A			Date Analyzed:		05/30/2008 2226	
Prep Method: 7470A			Date Prepared:		05/30/2008 1203	
Mercury	0.080	U	ug/L	0.080	0.20	1.0
Method: 350.1			Date Analyzed:		06/02/2008 1332	

TestAmerica
THE LEADER IN ENVIRONMENTAL TESTING

Mr. Jim Clayton
Hillsborough County
Solid Waste Management Department
PO BOX 1110
24th Floor County Center
Tampa, FL 33601

Job Number: 660-23037-1

Client Sample ID: Surface Site 3B2B
Lab Sample ID: 660-23037-3

Date Sampled: 05/19/2008 1220
Date Received: 05/19/2008 1445
Client Matrix: Water

Analyte	Result/Qualifier		Unit	MDL	PQL	Dilution
Ammonia	0.088		mg/L	0.00075	0.020	1.0
Method: 351.2			Date Analyzed:	05/29/2008 1411		
Prep Method: 351.2			Date Prepared:	05/22/2008 1300		
Nitrogen, Kjeldahl	1.1		mg/L	0.12	0.20	1.0
Method: 353.2			Date Analyzed:	05/21/2008 0820		
Nitrite Nitrogen	0.10	U	mg/L	0.10	0.50	1.0
Nitrate as N	0.16	I	mg/L	0.10	0.50	1.0
Method: 365.4			Date Analyzed:	06/02/2008 1417		
Prep Method: 365.2/365.3/365			Date Prepared:	05/30/2008 1600		
Phosphorus, Total	1.3		mg/L	0.075	0.30	1.0
Method: SM 5220D			Date Analyzed:	05/22/2008 1645		
Prep Method: SM 5220			Date Prepared:	05/22/2008 1300		
Chemical Oxygen Demand	65		mg/L	10	20	1.0
Method: SM 5310C			Date Analyzed:	05/31/2008 1455		
Total Organic Carbon	15		mg/L	0.53	1.0	1.0
Method: Total Nitrogen			Date Analyzed:	06/02/2008 1451		
Nitrogen, Total	1.1		mg/L	0.010	0.050	1.0

TestAmerica
THE LEADER IN ENVIRONMENTAL TESTING

Mr. Jim Clayton
Hillsborough County
Solid Waste Management Department
PO BOX 1110
24th Floor County Center
Tampa, FL 33601

Job Number: 660-23037-1

Client Sample ID: Surface Site 3B2B
Lab Sample ID: 660-23037-3

Date Sampled: 05/19/2008 1220
Date Received: 05/19/2008 1445
Client Matrix: Water

Analyte	Result/Qualifier	Unit	NONE	NONE	Dilution
Method: Field Sampling		Date Analyzed:	05/21/2008 1304		
Field pH	6.58	SU			1.0
Field Temperature	23.50	Degrees C			1.0
Oxygen, Dissolved	4.11	mg/L			1.0
Specific Conductance	139	umhos/cm			1.0
Turbidity	12.0	NTU			1.0

TestAmerica
THE LEADER IN ENVIRONMENTAL TESTING

Mr. Jim Clayton
Hillsborough County
Solid Waste Management Department
PO BOX 1110
24th Floor County Center
Tampa, FL 33601

Job Number: 660-23037-1

Client Sample ID: Surface Site 3B2B
Lab Sample ID: 660-23037-3

Date Sampled: 05/19/2008 1220
Date Received: 05/19/2008 1445
Client Matrix: Water

Analyte	Result/Qualifier		Unit	PQL	PQL	Dilution
Method: Dissolved-SM 10200H			Date Analyzed:	05/29/2008 1009		
Prep Method: SM 10200H			Date Prepared:	05/21/2008 1300		
Chlorophyll a	2.0	U	mg/m3	2.0	2.0	1.0
Method: SM 2340C			Date Analyzed:	05/27/2008 1509		
Hardness as calcium carbonate	56		mg/L	10	10	1.0
Method: SM 2540C			Date Analyzed:	05/21/2008 1042		
Total Dissolved Solids	110		mg/L	5.0	5.0	1.0
Method: SM 2540D			Date Analyzed:	05/21/2008 1359		
Total Suspended Solids	19		mg/L	5.0	5.0	1.0
Method: SM 5210B			Date Analyzed:	05/20/2008 2054		
Biochemical Oxygen Demand	2.9		mg/L	2.0	2.0	1.0
Method: UnionizedNH3			Date Analyzed:	06/03/2008 1322		
Unionized Ammonia	0.010	U	mg/L	0.010	0.010	1.0
Method: SM 9222D			Date Analyzed:	05/19/2008 1540		
Coliform, Fecal	12000		CFU/100mL	100	100	100

TestAmerica
THE LEADER IN ENVIRONMENTAL TESTING

Mr. Jim Clayton
Hillsborough County
Solid Waste Management Department
PO BOX 1110
24th Floor County Center
Tampa, FL 33601

Job Number: 660-23037-1

Client Sample ID: Mine Cut #1
Lab Sample ID: 660-23037-4

Date Sampled: 05/19/2008 1320
Date Received: 05/19/2008 1445
Client Matrix: Water

Analyte	Result/Qualifier		Unit	MDL	PQL	Dilution
Method: 8260B			Date Analyzed:	06/01/2008 2256		
Prep Method: 5030B			Date Prepared:	06/01/2008 2256		
Acetone	1.8	U	ug/L	1.8	25	1.0
Acrylonitrile	2.5	U	ug/L	2.5	20	1.0
Benzene	0.18	U	ug/L	0.18	1.0	1.0
Bromoform	0.29	U	ug/L	0.29	1.0	1.0
Bromomethane	0.24	U J3	ug/L	0.24	1.0	1.0
2-Butanone (MEK)	1.8	U	ug/L	1.8	10	1.0
Carbon disulfide	0.13	U	ug/L	0.13	1.0	1.0
Carbon tetrachloride	0.15	U	ug/L	0.15	1.0	1.0
Chlorobenzene	0.18	U	ug/L	0.18	1.0	1.0
Chlorobromomethane	0.18	U	ug/L	0.18	1.0	1.0
Chlorodibromomethane	0.20	U	ug/L	0.20	1.0	1.0
Chloroethane	0.32	U	ug/L	0.32	1.0	1.0
Chloroform	0.094	U	ug/L	0.094	1.0	1.0
Chloromethane	0.26	U	ug/L	0.26	1.0	1.0
cis-1,2-Dichloroethene	0.17	U	ug/L	0.17	1.0	1.0
cis-1,3-Dichloropropene	0.24	U	ug/L	0.24	1.0	1.0
Dibromomethane	0.28	U	ug/L	0.28	1.0	1.0
1,4-Dichlorobenzene	0.18	U	ug/L	0.18	1.0	1.0
1,2-Dichlorobenzene	0.17	U	ug/L	0.17	1.0	1.0
Dichlorobromomethane	0.18	U	ug/L	0.18	1.0	1.0
1,1-Dichloroethane	0.10	U	ug/L	0.10	1.0	1.0
1,2-Dichloroethane	0.28	U	ug/L	0.28	1.0	1.0
1,1-Dichloroethene	0.11	U	ug/L	0.11	1.0	1.0
1,2-Dichloropropane	0.14	U	ug/L	0.14	1.0	1.0
Ethylbenzene	0.16	U	ug/L	0.16	1.0	1.0
2-Hexanone	1.7	U	ug/L	1.7	10	1.0
Iodomethane	0.063	U	ug/L	0.063	5.0	1.0
Methylene Chloride	0.096	U	ug/L	0.096	5.0	1.0
4-Methyl-2-pentanone (MIBK)	2.2	U	ug/L	2.2	10	1.0
Styrene	0.18	U	ug/L	0.18	1.0	1.0
1,1,1,2-Tetrachloroethane	0.16	U	ug/L	0.16	1.0	1.0
1,1,2,2-Tetrachloroethane	0.19	U	ug/L	0.19	1.0	1.0
Tetrachloroethene	0.28	U	ug/L	0.28	1.0	1.0
Toluene	0.19	U	ug/L	0.19	1.0	1.0
trans-1,4-Dichloro-2-butene	0.58	U	ug/L	0.58	2.0	1.0
trans-1,2-Dichloroethene	0.19	U	ug/L	0.19	1.0	1.0
trans-1,3-Dichloropropene	0.13	U	ug/L	0.13	1.0	1.0
1,1,1-Trichloroethane	0.18	U	ug/L	0.18	1.0	1.0
1,1,2-Trichloroethane	0.21	U	ug/L	0.21	1.0	1.0

TestAmerica
THE LEADER IN ENVIRONMENTAL TESTING

Mr. Jim Clayton
Hillsborough County
Solid Waste Management Department
PO BOX 1110
24th Floor County Center
Tampa, FL 33601

Job Number: 660-23037-1

Client Sample ID: Mine Cut #1
Lab Sample ID: 660-23037-4

Date Sampled: 05/19/2008 1320
Date Received: 05/19/2008 1445
Client Matrix: Water

Analyte	Result/Qualifier		Unit	MDL	PQL	Dilution
Trichloroethene	0.069	U	ug/L	0.069	1.0	1.0
Trichlorofluoromethane	0.16	U	ug/L	0.16	1.0	1.0
1,2,3-Trichloropropane	0.31	U	ug/L	0.31	1.0	1.0
Vinyl acetate	0.23	U	ug/L	0.23	2.0	1.0
Vinyl chloride	0.16	U	ug/L	0.16	1.0	1.0
Xylenes, Total	0.36	U	ug/L	0.36	2.0	1.0
Surrogate					Acceptance Limits	
Dibromofluoromethane	98		%		83 - 123	
Toluene-d8 (Surr)	98		%		78 - 126	
4-Bromofluorobenzene	82		%		70 - 119	
Method: 8011			Date Analyzed:	05/29/2008 2034		
Prep Method: 8011			Date Prepared:	05/29/2008 1330		
1,2-Dibromo-3-Chloropropane	0.0098	U	ug/L	0.0098	0.020	1.0
Ethylene Dibromide	0.0085	U	ug/L	0.0085	0.020	1.0
Surrogate					Acceptance Limits	
1,1,1,2-Tetrachloroethane	87		%		60 - 140	
Method: Total Recoverable-6020			Date Analyzed:	05/23/2008 2306		
Prep Method: 3005A			Date Prepared:	05/22/2008 1558		
Silver	1.9	U	ug/L	1.9	10	1.0
Arsenic	4.8	U	ug/L	4.8	10	1.0
Barium	7.9	I	ug/L	1.2	10	1.0
Beryllium	0.74	U	ug/L	0.74	4.0	1.0
Cadmium	0.71	U	ug/L	0.71	5.0	1.0
Cobalt	1.4	U	ug/L	1.4	10	1.0
Chromium	2.4	I	ug/L	1.7	10	1.0
Copper	2.9	U	ug/L	2.9	20	1.0
Iron	210		ug/L	39	100	1.0
Nickel	4.7	U	ug/L	4.7	40	1.0
Lead	1.6	U	ug/L	1.6	5.0	1.0
Antimony	2.9	U	ug/L	2.9	6.0	1.0
Selenium	5.9	U	ug/L	5.9	10	1.0
Thallium	0.50	U	ug/L	0.50	1.0	1.0
Vanadium	7.2		ug/L	2.5	5.0	1.0
Zinc	5.9	U	ug/L	5.9	20	1.0
Method: 7470A			Date Analyzed:	05/30/2008 2229		
Prep Method: 7470A			Date Prepared:	05/30/2008 1203		
Mercury	0.080	U	ug/L	0.080	0.20	1.0
Method: 350.1			Date Analyzed:	06/02/2008 1334		

TestAmerica
THE LEADER IN ENVIRONMENTAL TESTING

Mr. Jim Clayton
Hillsborough County
Solid Waste Management Department
PO BOX 1110
24th Floor County Center
Tampa, FL 33601

Job Number: 660-23037-1

Client Sample ID: Mine Cut #1
Lab Sample ID: 660-23037-4

Date Sampled: 05/19/2008 1320
Date Received: 05/19/2008 1445
Client Matrix: Water

Analyte	Result/Qualifier		Unit	MDL	PQL	Dilution
Ammonia	0.077		mg/L	0.00075	0.020	1.0
Method: 351.2			Date Analyzed:	05/29/2008 1412		
Prep Method: 351.2			Date Prepared:	05/22/2008 1300		
Nitrogen, Kjeldahl	5.2		mg/L	0.12	0.20	1.0
Method: 353.2			Date Analyzed:	05/21/2008 0820		
Nitrite Nitrogen	0.10	U	mg/L	0.10	0.50	1.0
Nitrate as N	0.10	U	mg/L	0.10	0.50	1.0
Method: 365.4			Date Analyzed:	06/02/2008 1419		
Prep Method: 365.2/365.3/365			Date Prepared:	05/30/2008 1600		
Phosphorus, Total	3.0		mg/L	0.075	0.30	1.0
Method: SM 5220D			Date Analyzed:	05/22/2008 1645		
Prep Method: SM 5220			Date Prepared:	05/22/2008 1300		
Chemical Oxygen Demand	140		mg/L	10	20	1.0
Method: SM 5310C			Date Analyzed:	05/03/2008 0229		
Total Organic Carbon	21		mg/L	1.1	2.0	2.0
Method: Total Nitrogen			Date Analyzed:	06/02/2008 1451		
Nitrogen, Total	5.2		mg/L	0.010	0.050	1.0

TestAmerica
THE LEADER IN ENVIRONMENTAL TESTING

Mr. Jim Clayton
Hillsborough County
Solid Waste Management Department
PO BOX 1110
24th Floor County Center
Tampa, FL 33601

Job Number: 660-23037-1

Client Sample ID: Mine Cut #1
Lab Sample ID: 660-23037-4

Date Sampled: 05/19/2008 1320
Date Received: 05/19/2008 1445
Client Matrix: Water

Analyte	Result/Qualifier	Unit	NONE	NONE	Dilution
Method: Field Sampling		Date Analyzed:	05/21/2008 1304		
Field pH	7.03	SU			1.0
Field Temperature	29.44	Degrees C			1.0
Oxygen, Dissolved	6.17	mg/L			1.0
Specific Conductance	169	umhos/cm			1.0
Turbidity	364	NTU			1.0

TestAmerica
THE LEADER IN ENVIRONMENTAL TESTING

Mr. Jim Clayton
Hillsborough County
Solid Waste Management Department
PO BOX 1110
24th Floor County Center
Tampa, FL 33601

Job Number: 660-23037-1

Client Sample ID: Mine Cut #1
Lab Sample ID: 660-23037-4

Date Sampled: 05/19/2008 1320
Date Received: 05/19/2008 1445
Client Matrix: Water

Analyte	Result/Qualifier		Unit	PQL	PQL	Dilution
Method: Dissolved-SM 10200H			Date Analyzed:	05/29/2008 1009		
Prep Method: SM 10200H			Date Prepared:	05/21/2008 1300		
Chlorophyll a	120		mg/m3	2.0	2.0	1.0
Method: SM 2340C			Date Analyzed:	05/27/2008 1509		
Hardness as calcium carbonate	110		mg/L	10	10	1.0
Method: SM 2540C			Date Analyzed:	05/21/2008 1043		
Total Dissolved Solids	240		mg/L	5.0	5.0	1.0
Method: SM 2540D			Date Analyzed:	05/21/2008 1359		
Total Suspended Solids	64		mg/L	16	16	1.0
Method: SM 5210B			Date Analyzed:	05/20/2008 2058		
Biochemical Oxygen Demand	11		mg/L	2.0	2.0	1.0
Method: UnionizedNH3			Date Analyzed:	06/03/2008 1322		
Unionized Ammonia	0.010	U	mg/L	0.010	0.010	1.0
Method: SM 9222D			Date Analyzed:	05/19/2008 1540		
Coliform, Fecal	2200		CFU/100mL	100	100	100

TestAmerica
THE LEADER IN ENVIRONMENTAL TESTING

Mr. Jim Clayton
Hillsborough County
Solid Waste Management Department
PO BOX 1110
24th Floor County Center
Tampa, FL 33601

Job Number: 660-23037-1

Client Sample ID: Equipment Blank
Lab Sample ID: 660-23037-5

Date Sampled: 05/19/2008 1215
Date Received: 05/19/2008 1445
Client Matrix: Water

Analyte	Result/Qualifier		Unit	MDL	PQL	Dilution
Method: 8260B			Date Analyzed:	06/01/2008 1626		
Prep Method: 5030B			Date Prepared:	06/01/2008 1626		
Acetone	1.8	U	ug/L	1.8	25	1.0
Acrylonitrile	2.5	U J3	ug/L	2.5	20	1.0
Benzene	0.18	U	ug/L	0.18	1.0	1.0
Bromoform	0.29	U	ug/L	0.29	1.0	1.0
Bromomethane	0.24	U	ug/L	0.24	1.0	1.0
2-Butanone (MEK)	1.8	U	ug/L	1.8	10	1.0
Carbon disulfide	0.13	U	ug/L	0.13	1.0	1.0
Carbon tetrachloride	0.15	U	ug/L	0.15	1.0	1.0
Chlorobenzene	0.18	U	ug/L	0.18	1.0	1.0
Chlorobromomethane	0.18	U	ug/L	0.18	1.0	1.0
Chlorodibromomethane	0.20	U	ug/L	0.20	1.0	1.0
Chloroethane	0.32	U	ug/L	0.32	1.0	1.0
Chloroform	0.094	U	ug/L	0.094	1.0	1.0
Chloromethane	0.26	U	ug/L	0.26	1.0	1.0
cis-1,2-Dichloroethene	0.17	U	ug/L	0.17	1.0	1.0
cis-1,3-Dichloropropene	0.24	U	ug/L	0.24	1.0	1.0
Dibromomethane	0.28	U	ug/L	0.28	1.0	1.0
1,4-Dichlorobenzene	0.18	U	ug/L	0.18	1.0	1.0
1,2-Dichlorobenzene	0.17	U	ug/L	0.17	1.0	1.0
Dichlorobromomethane	0.18	U	ug/L	0.18	1.0	1.0
1,1-Dichloroethane	0.10	U	ug/L	0.10	1.0	1.0
1,2-Dichloroethane	0.28	U	ug/L	0.28	1.0	1.0
1,1-Dichloroethene	0.11	U	ug/L	0.11	1.0	1.0
1,2-Dichloropropane	0.14	U	ug/L	0.14	1.0	1.0
Ethylbenzene	0.16	U	ug/L	0.16	1.0	1.0
2-Hexanone	1.7	U	ug/L	1.7	10	1.0
Iodomethane	0.063	U J3	ug/L	0.063	5.0	1.0
Methylene Chloride	0.38	I	ug/L	0.096	5.0	1.0
4-Methyl-2-pentanone (MIBK)	2.2	U	ug/L	2.2	10	1.0
Styrene	0.18	U	ug/L	0.18	1.0	1.0
1,1,1,2-Tetrachloroethane	0.16	U	ug/L	0.16	1.0	1.0
1,1,2,2-Tetrachloroethane	0.19	U	ug/L	0.19	1.0	1.0
Tetrachloroethene	0.28	U	ug/L	0.28	1.0	1.0
Toluene	0.19	U	ug/L	0.19	1.0	1.0
trans-1,4-Dichloro-2-butene	0.58	U	ug/L	0.58	2.0	1.0
trans-1,2-Dichloroethene	0.19	U	ug/L	0.19	1.0	1.0
trans-1,3-Dichloropropene	0.13	U	ug/L	0.13	1.0	1.0
1,1,1-Trichloroethane	0.18	U	ug/L	0.18	1.0	1.0
1,1,2-Trichloroethane	0.21	U	ug/L	0.21	1.0	1.0

TestAmerica
THE LEADER IN ENVIRONMENTAL TESTING

Mr. Jim Clayton
Hillsborough County
Solid Waste Management Department
PO BOX 1110
24th Floor County Center
Tampa, FL 33601

Job Number: 660-23037-1

Client Sample ID: Equipment Blank
Lab Sample ID: 660-23037-5

Date Sampled: 05/19/2008 1215
Date Received: 05/19/2008 1445
Client Matrix: Water

Analyte	Result/Qualifier		Unit	MDL	PQL	Dilution
Trichloroethene	0.069	U	ug/L	0.069	1.0	1.0
Trichlorofluoromethane	0.16	U	ug/L	0.16	1.0	1.0
1,2,3-Trichloropropane	0.31	U	ug/L	0.31	1.0	1.0
Vinyl acetate	0.23	U	ug/L	0.23	2.0	1.0
Vinyl chloride	0.16	U	ug/L	0.16	1.0	1.0
Xylenes, Total	0.36	U	ug/L	0.36	2.0	1.0
Surrogate					Acceptance Limits	
Dibromofluoromethane	95		%		83 - 123	
Toluene-d8 (Surr)	92		%		78 - 126	
4-Bromofluorobenzene	77		%		70 - 119	
Method: 8011			Date Analyzed:	05/29/2008 2121		
Prep Method: 8011			Date Prepared:	05/29/2008 1330		
1,2-Dibromo-3-Chloropropane	0.010	U	ug/L	0.010	0.020	1.0
Ethylene Dibromide	0.0088	U	ug/L	0.0088	0.020	1.0
Surrogate					Acceptance Limits	
1,1,1,2-Tetrachloroethane	113		%		60 - 140	
Method: Total Recoverable-6020			Date Analyzed:	05/23/2008 2312		
Prep Method: 3005A			Date Prepared:	05/22/2008 1558		
Silver	1.9	U	ug/L	1.9	10	1.0
Arsenic	4.8	U	ug/L	4.8	10	1.0
Barium	1.2	U	ug/L	1.2	10	1.0
Beryllium	0.74	U	ug/L	0.74	4.0	1.0
Cadmium	0.71	U	ug/L	0.71	5.0	1.0
Cobalt	1.4	U	ug/L	1.4	10	1.0
Chromium	1.7	U	ug/L	1.7	10	1.0
Copper	2.9	U	ug/L	2.9	20	1.0
Iron	39	U	ug/L	39	100	1.0
Nickel	4.7	U	ug/L	4.7	40	1.0
Lead	1.6	U	ug/L	1.6	5.0	1.0
Antimony	2.9	U	ug/L	2.9	6.0	1.0
Selenium	5.9	U	ug/L	5.9	10	1.0
Thallium	0.50	U	ug/L	0.50	1.0	1.0
Vanadium	2.5	U	ug/L	2.5	5.0	1.0
Zinc	5.9	U	ug/L	5.9	20	1.0
Method: 7470A			Date Analyzed:	05/30/2008 2231		
Prep Method: 7470A			Date Prepared:	05/30/2008 1203		
Mercury	0.080	U	ug/L	0.080	0.20	1.0
Method: 350.1			Date Analyzed:	06/02/2008 1347		

TestAmerica
THE LEADER IN ENVIRONMENTAL TESTING

Mr. Jim Clayton
Hillsborough County
Solid Waste Management Department
PO BOX 1110
24th Floor County Center
Tampa, FL 33601

Job Number: 660-23037-1

Client Sample ID: Equipment Blank
Lab Sample ID: 660-23037-5

Date Sampled: 05/19/2008 1215
Date Received: 05/19/2008 1445
Client Matrix: Water

Analyte	Result/Qualifier		Unit	MDL	PQL	Dilution
Ammonia	0.015	I	mg/L	0.00075	0.020	1.0
Method: 351.2			Date Analyzed:	05/29/2008 1413		
Prep Method: 351.2			Date Prepared:	05/22/2008 1300		
Nitrogen, Kjeldahl	0.12	U	mg/L	0.12	0.20	1.0
Method: 353.2			Date Analyzed:	05/21/2008 0820		
Nitrite Nitrogen	0.10	U	mg/L	0.10	0.50	1.0
Nitrate as N	0.10	U	mg/L	0.10	0.50	1.0
Method: 365.4			Date Analyzed:	06/02/2008 1421		
Prep Method: 365.2/365.3/365			Date Prepared:	05/30/2008 1600		
Phosphorus, Total	0.075	U	mg/L	0.075	0.30	1.0
Method: SM 5220D			Date Analyzed:	05/22/2008 1645		
Prep Method: SM 5220			Date Prepared:	05/22/2008 1300		
Chemical Oxygen Demand	14	I	mg/L	10	20	1.0
Method: SM 5310C			Date Analyzed:	05/31/2008 1555		
Total Organic Carbon	0.53	U	mg/L	0.53	1.0	1.0
Method: Total Nitrogen			Date Analyzed:	06/02/2008 1451		
Nitrogen, Total	0.010	U	mg/L	0.010	0.050	1.0

TestAmerica
THE LEADER IN ENVIRONMENTAL TESTING

Mr. Jim Clayton
Hillsborough County
Solid Waste Management Department
PO BOX 1110
24th Floor County Center
Tampa, FL 33601

Job Number: 660-23037-1

Client Sample ID: Equipment Blank
Lab Sample ID: 660-23037-5

Date Sampled: 05/19/2008 1215
Date Received: 05/19/2008 1445
Client Matrix: Water

Analyte	Result/Qualifier		Unit	PQL	PQL	Dilution
Method: Dissolved-SM 10200H			Date Analyzed:		05/29/2008 1009	
Prep Method: SM 10200H			Date Prepared:		05/21/2008 1300	
Chlorophyll a	2.0	U	mg/m3	2.0	2.0	1.0
Method: SM 2340C			Date Analyzed:		05/27/2008 1509	
Hardness as calcium carbonate	10	U	mg/L	10	10	1.0
Method: SM 2540C			Date Analyzed:		05/21/2008 1043	
Total Dissolved Solids	5.0	U	mg/L	5.0	5.0	1.0
Method: SM 2540D			Date Analyzed:		05/21/2008 1400	
Total Suspended Solids	5.0	U	mg/L	5.0	5.0	1.0
Method: SM 5210B			Date Analyzed:		05/20/2008 2103	
Biochemical Oxygen Demand	2.0	U	mg/L	2.0	2.0	1.0

TestAmerica
THE LEADER IN ENVIRONMENTAL TESTING

Mr. Jim Clayton
Hillsborough County
Solid Waste Management Department
PO BOX 1110
24th Floor County Center
Tampa, FL 33601

Job Number: 660-23037-1

Client Sample ID: Travel Blank
Lab Sample ID: 660-23037-6

Date Sampled: 05/19/2008 0000
Date Received: 05/19/2008 1445
Client Matrix: Water

Analyte	Result/Qualifier		Unit	MDL	PQL	Dilution
Method: 8260B			Date Analyzed:	06/01/2008 1555		
Prep Method: 5030B			Date Prepared:	06/01/2008 1555		
Acetone	1.8	U	ug/L	1.8	25	1.0
Acrylonitrile	2.5	U J3	ug/L	2.5	20	1.0
Benzene	0.18	U	ug/L	0.18	1.0	1.0
Bromoform	0.29	U	ug/L	0.29	1.0	1.0
Bromomethane	0.24	U	ug/L	0.24	1.0	1.0
2-Butanone (MEK)	1.8	U	ug/L	1.8	10	1.0
Carbon disulfide	0.13	U	ug/L	0.13	1.0	1.0
Carbon tetrachloride	0.15	U	ug/L	0.15	1.0	1.0
Chlorobenzene	0.18	U	ug/L	0.18	1.0	1.0
Chlorobromomethane	0.18	U	ug/L	0.18	1.0	1.0
Chlorodibromomethane	0.20	U	ug/L	0.20	1.0	1.0
Chloroethane	0.32	U	ug/L	0.32	1.0	1.0
Chloroform	0.094	U	ug/L	0.094	1.0	1.0
Chloromethane	0.26	U	ug/L	0.26	1.0	1.0
cis-1,2-Dichloroethene	0.17	U	ug/L	0.17	1.0	1.0
cis-1,3-Dichloropropene	0.24	U	ug/L	0.24	1.0	1.0
Dibromomethane	0.28	U	ug/L	0.28	1.0	1.0
1,4-Dichlorobenzene	0.18	U	ug/L	0.18	1.0	1.0
1,2-Dichlorobenzene	0.17	U	ug/L	0.17	1.0	1.0
Dichlorobromomethane	0.18	U	ug/L	0.18	1.0	1.0
1,1-Dichloroethane	0.10	U	ug/L	0.10	1.0	1.0
1,2-Dichloroethane	0.28	U	ug/L	0.28	1.0	1.0
1,1-Dichloroethene	0.11	U	ug/L	0.11	1.0	1.0
1,2-Dichloropropane	0.14	U	ug/L	0.14	1.0	1.0
Ethylbenzene	0.16	U	ug/L	0.16	1.0	1.0
2-Hexanone	1.7	U	ug/L	1.7	10	1.0
Iodomethane	0.063	U J3	ug/L	0.063	5.0	1.0
Methylene Chloride	0.60	I	ug/L	0.096	5.0	1.0
4-Methyl-2-pentanone (MIBK)	2.2	U	ug/L	2.2	10	1.0
Styrene	0.18	U	ug/L	0.18	1.0	1.0
1,1,1,2-Tetrachloroethane	0.16	U	ug/L	0.16	1.0	1.0
1,1,2,2-Tetrachloroethane	0.19	U	ug/L	0.19	1.0	1.0
Tetrachloroethene	0.28	U	ug/L	0.28	1.0	1.0
Toluene	0.19	U	ug/L	0.19	1.0	1.0
trans-1,4-Dichloro-2-butene	0.58	U	ug/L	0.58	2.0	1.0
trans-1,2-Dichloroethene	0.19	U	ug/L	0.19	1.0	1.0
trans-1,3-Dichloropropene	0.13	U	ug/L	0.13	1.0	1.0
1,1,1-Trichloroethane	0.18	U	ug/L	0.18	1.0	1.0
1,1,2-Trichloroethane	0.21	U	ug/L	0.21	1.0	1.0

TestAmerica
THE LEADER IN ENVIRONMENTAL TESTING

Mr. Jim Clayton
Hillsborough County
Solid Waste Management Department
PO BOX 1110
24th Floor County Center
Tampa, FL 33601

Job Number: 660-23037-1

Client Sample ID: Travel Blank
Lab Sample ID: 660-23037-6

Date Sampled: 05/19/2008 0000
Date Received: 05/19/2008 1445
Client Matrix: Water

Analyte	Result/Qualifier		Unit	MDL	PQL	Dilution
Trichloroethene	0.069	U	ug/L	0.069	1.0	1.0
Trichlorofluoromethane	0.16	U	ug/L	0.16	1.0	1.0
1,2,3-Trichloropropane	0.31	U	ug/L	0.31	1.0	1.0
Vinyl acetate	0.23	U	ug/L	0.23	2.0	1.0
Vinyl chloride	0.16	U	ug/L	0.16	1.0	1.0
Xylenes, Total	0.36	U	ug/L	0.36	2.0	1.0

Surrogate			Acceptance Limits
Dibromofluoromethane	91	%	83 - 123
Toluene-d8 (Surr)	89	%	78 - 126
4-Bromofluorobenzene	76	%	70 - 119

TestAmerica

THE LEADER IN ENVIRONMENTAL TESTING

DATA REPORTING QUALIFIERS

Client: Hillsborough County

Job Number: 660-23037-1

Lab Section	Qualifier	Description
GC/MS VOA		
	J3	Estimated value; value may not be accurate. Spike recovery or RPD outside of criteria.
	U	Indicates that the compound was analyzed for but not detected.
	I	The reported value is between the laboratory method detection limit and the laboratory practical quantitation limit.
GC Semi VOA		
	U	Indicates that the compound was analyzed for but not detected.
Metals		
	U	Indicates that the compound was analyzed for but not detected.
	I	The reported value is between the laboratory method detection limit and the laboratory practical quantitation limit.
General Chemistry		
	J3	Estimated value; value may not be accurate. Spike recovery or RPD outside of criteria.
	U	Indicates that the compound was analyzed for but not detected.
	I	The reported value is between the laboratory method detection limit and the laboratory practical quantitation limit.
Biology		
	U	Indicates that the compound was analyzed for but not detected.

1004494

BOARD OF COUNTY COMMISSIONERS
Brian Blair
Rose V. Ferlita
Ken Hagan
Al Higginbotham
Jim Norman
Mark Sharpe
Kevin White

Hillsborough County
Florida

Office of the County Administrator
Patricia G. Bean

Deputy County Administrator
Wally Hill

Assistant County Administrators
Kenneth C. Griffin
Carl S. Harness
Manus J. O' Donnell

February 21, 2007

Dept. of Environmental Protection

FEB 22 2007

Southwest District

Ms. Susan Pelz, P.E.
Florida Department of Environmental Protection
Solid Waste Section
13051 Telecom Parkway
Temple Terrace, FL 33637

Re: **Southeast County Landfill**
Leachate Treatment Plant
Annual Sludge Testing Analytical Data

Dear Ms. Pelz:

In accordance with Specific Condition No. 32(c) of the Operation Permit No. 35435-006-SO, the Hillsborough County Solid Waste Management Department (SWMD) is pleased to provide the analytical data for the annual sampling of the sludge at the Southeast County Leachate Treatment Facility. The referenced permit requires the SWMD to sample and analyze the waste sludge for Toxicity Characteristic Leaching Procedure (TCLP) listed in 40 CFR Part 261.24, Table 1. Also included in the analysis are pH, total nitrogen, and total phosphorous.

On January 18, 2007, the SWMD collected the sludge sample from the rolloff container that is located inside the leachate treatment facility. The laboratory analytical results indicated parameters were within applicable standards in the above-referenced Table 1. This sample was analyzed by our contracted laboratory, Severn Trent Laboratories, Inc. and the data sheets are attached.

Should you have any questions or comments concerning the information provided in this submittal, please feel free to contact me at (813) 276-2908 or David Adams at (813) 276-2944.

Sincerely,

Patricia V. Berry
Landfill Services Section Manager
Solid Waste Management Department

PVB/mdt
Enclosures
xc: Ron Cope, EPC
Larry Ruiz, SWMD
David Adams, P.G., SWMD

enviro/projects/self/leachate plant/ltp-sludgesampling-1-07.doc

SEVERN TRENT STL

Mr. Jim Clayton
Hillsborough County
Solid Waste Management Department
PO BOX 1110
24th Floor
Tampa, FL 33601

Job Number: 660-13443-1

Client Sample ID: Southeast Leachate Sludge
Lab Sample ID: 660-13443-1

Date Sampled: 01/18/2007 1030
Date Received: 01/18/2007 1407
Client Matrix: Solid

Analyte	Result/Qualifier		Unit	MDL	PQL	Dilution
Method: TCLP-8260B	Date Analyzed:		01/27/2007 1823			
Prep Method: 5030B	Date Prepared:		01/27/2007 1823			
Benzene	11	U	ug/L	11	20	20
Carbon tetrachloride	18	U	ug/L	18	20	20
Chlorobenzene	8.2	U	ug/L	8.2	20	20
Trichloromethane	10	U	ug/L	10	20	20
1,2-Dichloroethane	5.6	U	ug/L	5.6	20	20
1,1-Dichloroethene	19	U	ug/L	19	20	20
2-Butanone	14	U	ug/L	14	100	20
Tetrachloroethene	15	U	ug/L	15	20	20
Trichloroethene	14	U	ug/L	14	20	20
Vinyl chloride	18	U	ug/L	18	40	20

Surrogate			Acceptance Limits
4-Bromofluorobenzene	91	%	77 - 120
Dibromofluoromethane	97	%	75 - 123
Toluene-d8 (Surr)	100	%	79 - 122

Method: TCLP-8270C	Date Analyzed:		01/30/2007 1705			
Prep Method: 3520C	Date Prepared:		01/29/2007 1231			
Pyridine	43	U	ug/L	43	1300	1.0
Pentachlorophenol	28	U	ug/L	28	1300	1.0
Nitrobenzene	31	U	ug/L	31	250	1.0
Hexachloroethane	32	U	ug/L	32	250	1.0
1,3-Butadiene, 1,1,2,3,4,4-hexachloro-	32	U	ug/L	32	250	1.0
Hexachlorobenzene	24	U	ug/L	24	250	1.0
2-Methylphenol	33	U	ug/L	33	250	1.0
3 & 4 Methylphenol	33	U	ug/L	33	250	1.0
1,4-Dichlorobenzene	27	U	ug/L	27	250	1.0
2,4-Dinitrotoluene	27	U	ug/L	27	250	1.0
2,4,5-Trichlorophenol	34	U	ug/L	34	250	1.0
2,4,6-Trichlorophenol	24	U	ug/L	24	250	1.0

Surrogate			Acceptance Limits
2,4,6-Tribromophenol	40	%	39 - 146
2-Fluorophenol	42	%	29 - 121
Phenol-d5	42	%	25 - 126
Nitrobenzene-d5	65	%	32 - 131
2-Fluorobiphenyl	73	%	40 - 129
Terphenyl-d14	33	%	10 - 149

SEVERN TRENT STL

Mr. Jim Clayton
Hillsborough County
Solid Waste Management Department
PO BOX 1110
24th Floor
Tampa, FL 33601

Job Number: 660-13443-1

Client Sample ID: Southeast Leachate Sludge
Lab Sample ID: 660-13443-1

Date Sampled: 01/18/2007 1030
Date Received: 01/18/2007 1407
Client Matrix: Solid

Analyte	Result/Qualifier		Unit	MDL	PQL	Dilution
Method: TCLP-8081A	Date Analyzed:		01/29/2007 2059			
Prep Method: 3510C	Date Prepared:		01/29/2007 1239			
Chlordane (technical)	3.4	U	ug/L	3.4	25	1.0
Endrin	0.61	U	ug/L	0.61	5.0	1.0
gamma-BHC (Lindane)	0.21	U	ug/L	0.21	2.5	1.0
Heptachlor	0.36	U	ug/L	0.36	2.5	1.0
Heptachlor epoxide	0.22	U	ug/L	0.22	2.5	1.0
Methoxychlor	0.44	U	ug/L	0.44	25	1.0
Toxaphene	19	U	ug/L	19	250	1.0
Surrogate					Acceptance Limits	
DCB Decachlorobiphenyl	57		%		30 - 150	
Tetrachloro-m-xylene	57		%		30 - 150	
Method: TCLP-8151A	Date Analyzed:		01/30/2007 0755			
Prep Method: 8151A	Date Prepared:		01/26/2007 1013			
2,4-D	7.5	U	ug/L	7.5	25	1.0
Silvex (2,4,5-TP)	1.6	U	ug/L	1.6	25	1.0
Surrogate					Acceptance Limits	
2,4-Dichlorophenylacetic acid	40		%		33 - 120	
Method: TCLP-6010B	Date Analyzed:		01/23/2007 1117			
Prep Method: 3010A	Date Prepared:		01/22/2007 0943			
Silver	48	U	ug/L	48	500	5.0
Arsenic	120	U	ug/L	120	1000	5.0
Barium	86	I	ug/L	30	500	5.0
Cadmium	18	U	ug/L	18	500	5.0
Chromium	43	U	ug/L	43	1000	5.0
Lead	40	U	ug/L	40	1000	5.0
Selenium	150	U	ug/L	150	500	5.0
Method: 6010B	Date Analyzed:		01/25/2007 1124			
Prep Method: 3050B	Date Prepared:		01/24/2007 0913			
Arsenic	6.0		mg/Kg	1.0	2.2	1.0
Cadmium	0.39	U	mg/Kg	0.39	2.2	1.0
Copper	47		mg/Kg	2.2	9.0	1.0
Nickel	9.1	I	mg/Kg	1.9	18	1.0
Lead	6.5		mg/Kg	0.67	2.2	1.0
Selenium	2.5	I	mg/Kg	1.7	4.5	1.0
Zinc	160		mg/Kg	2.2	9.0	1.0

SEVERN TRENT STL

Mr. Jim Clayton
Hillsborough County
Solid Waste Management Department
PO BOX 1110
24th Floor
Tampa, FL 33601

Job Number: 660-13443-1

Client Sample ID: Southeast Leachate Sludge
Lab Sample ID: 660-13443-1

Date Sampled: 01/18/2007 1030
Date Received: 01/18/2007 1407
Client Matrix: Solid
Percent Solids: 22

Analyte	Result/Qualifier	Unit	MDL	PQL	Dilution
Method: 6010B	Date Analyzed:	01/25/2007 1124			
Prep Method: 3050B	Date Prepared:	01/24/2007 0913			
Potassium	0.51	% by dwt	0.0072	0.045	1.0
Molybdenum	1.9 I	mg/Kg	0.72	4.5	1.0
Method: TCLP-7470A	Date Analyzed:	01/22/2007 1640			
Prep Method: 7470A	Date Prepared:	01/22/2007 1152			
Mercury	0.36 U	ug/L	0.36	0.50	1.0
Method: 7471A	Date Analyzed:	01/23/2007 1618			
Prep Method: 7471A	Date Prepared:	01/23/2007 1343			
Mercury	0.034 U J3	mg/Kg	0.034	0.090	1.0
Method: 351.2	Date Analyzed:	01/25/2007 1515			
Prep Method: 351.2	Date Prepared:	01/22/2007 1200			
Nitrogen, Kjeldahl	4.3	% by dwt	0.093	1.9	10
Method: 353.2	Date Analyzed:	01/29/2007 1307			
Prep Method: 353.2	Date Prepared:	01/29/2007 1307			
Nitrogen, Nitrate Nitrite	0.0034	% by dwt	0.000090	0.00010	1.0
Method: 365.4	Date Analyzed:	01/23/2007 1218			
Prep Method: 365.2/365.3/365	Date Prepared:	01/22/2007 1200			
Phosphorus, Total	6.3	% by dwt	0.39	1.4	15.3846
Method: Total Nitrogen	Date Analyzed:	01/29/2007 1510			
Nitrogen, Total	4.3	% by dwt	0.000016	0.000090	1.0

SEVERN TRENT STL

Mr. Jim Clayton
Hillsborough County
Solid Waste Management Department
PO BOX 1110
24th Floor
Tampa, FL 33601

Job Number: 660-13443-1

Client Sample ID: Southeast Leachate Sludge
Lab Sample ID: 660-13443-1

Date Sampled: 01/18/2007 1030
Date Received: 01/18/2007 1407
Client Matrix: Solid

Analyte	Result/Qualifier	Unit	PQL	PQL	Dilution
Method: 9045C	Date Analyzed:	01/25/2007 1800			
pH	8.10	SU	1.00	1.00	1.0
Method: PercentMoisture	Date Analyzed:	01/19/2007 1108			
Percent Moisture	78	%	0.10	0.10	1.0

41193

GW
PRIVATE WELLS

Hillsborough County
Florida

Dept. Of Environmental Protection
FEB 23 2012
Southwest District

ANALYTICAL DATA REPORT
NOVEMBER 2011

SOUTHEAST COUNTY LANDFILL SITE
HILLSBOROUGH COUNTY, FLORIDA
Permit No. 35435-014-SO/01

Hillsborough County
Public Utilities Department
Environmental Services
332 North Falkenburg Road
Tampa, Florida 33619

February 15, 2012

BOARD OF COUNTY COMMISSIONERS
Kevin Beckner
Victor D. Crist
Ken Hagan
Al Higginbotham
Lesley "Les" Miller, Jr.
Sandra L. Murman
Mark Sharpe

Hillsborough County
Florida

Office of the County Administrator
Michael S. Merrill

CHIEF ADMINISTRATIVE OFFICER
Helene Marks

CHIEF FINANCIAL ADMINISTRATOR
Bonnie M. Wise

DEPUTY COUNTY ADMINISTRATORS
Lucia E. Garsys
Sharon D. Subadan

February 15, 2012

Dept. Of Environmental Protection
FEB 23 2012
Southwest District

Mr. John Morris, P.G.
Department of Environmental Protection
Southwest District Office- Solid Waste Section
13051 Telecom Parkway
Tampa, FL 33637

Re: Southeast County Landfill
Permit No. 35435-014-SO/01
Analytical Data Report – November 2011

Dear Mr. Morris:

In accordance with the above-referenced permit, the Hillsborough County Public Utilities Department (County) is pleased to provide the November 2011 Analytical Data Report (ADR) for the water quality monitoring event conducted at the Southeast County Landfill (SCLF). Samples were collected on November 14-16, 2011 by the County's Field Sampling Team and analyzed by our contracted laboratory, Test America, Inc.

This ADR provides a general discussion of the parameter specific water quality observations across the site with comparison to the historical data set, and the complete analytical data report from Test America with all required quality control data.

FIELD PARAMETERS

pH

The surficial aquifer detection and background water quality monitoring wells continue to exhibit pH values below the Secondary Drinking Water Standard (SDWS) acceptable range of 6.5 to 8.5 pH units. The pH values range in value from 4.29 to 6.22 pH units. The pH values have historically been observed below the acceptable range, and recent data is consistent with the extensive historical data for the site. No unusual conditions or changes in pH values within any of the detection or background monitoring wells or surface water sites were observed during this sampling event.

Turbidity

Turbidity values in the groundwater at the site remain consistent with historical data. The values observed in the surficial aquifer ranged from 0.41 to 111 Nephelometric Turbidity Units (NTU). The surficial aquifer detection monitoring well, TH-70A, exhibited a turbidity value of 111 NTU, and this value may be driving the iron and arsenic values upward. Over the past year, this well has observed to have a problem with what appears to be an iron bacteria slime. In February 2011, the pump was completely clogged, and no sample could be collected.



Iron bacteria slime visible on pump and in tubing - TH-70A – May 2011

Prior to the May 2011 sampling event, the pump was pulled and thoroughly cleaned, the well screen and casing were scrubbed with a bottle brush attached to ½-inch PVC, de-ionized water was used to flush the well, and the well was extensively surged and redeveloped utilizing an electric typhoon pump until the discharge appeared clean and clear. The results from these efforts were observed to effectively reduce the turbidity and allow a representative sample to be collected. It is believed that the fill material utilized for construction in the down gradient areas of Section 9 is driving the iron bacteria, and this problem will likely persist for the foreseeable future. The County plans on performing pump cleaning and well redevelopment work prior to the scheduled quarterly sampling events.

In accordance with the April 3, 2003 Approval of Corrective Action Plan letter from the Florida Department of Environmental Protection (FDEP), the SWMD records turbidity data at the three sampling points in the surface water tributary to Long Flat Creek after each significant rainfall event. During the quarter of August 2011 through October 2011, turbidity measurements were

recorded and a table of the recorded values is provided within this report. No violations of the compliance value of 29 NTU over the background upstream values were observed at our surface water discharge point, 3C2, during this quarter. Based on the surface water quality observed during the quarter, the numerous storm water controls employed on-site appear to remain effective.

GENERAL PARAMETERS

Radium 226/228

The Weeks' private supply well exhibited a concentration of radium 226/228 at 15.6 picocuries per liter pCi/L, which is above the Primary Drinking Water Standard (PDWS) of 5 pCi/l This supply well consistently exhibits radium 226/228 above the PDWS. Of note, the total alpha value observed was less than the radium 226/228. However, no unusual conditions were observed during this sampling event, and the home owner has been appropriately notified of the results. The detections of radiological parameters in the Weeks' private supply well, which is located well up gradient from the landfill, is not readily attributable to the landfill. As previously discussed, they are likely naturally occurring within the production zones contributing to the well, and/or a result of the extensive strip mining activities conducted in the southeast Hillsborough County area.

Total Dissolved Solids (TDS)

Surficial aquifer detection groundwater monitoring well TH-58 exhibited a TDS concentration of 900 mg/l, exceeding the SDWS of 500 mg/l. Over the period of record the TDS values have been steady and consistently observed under the SDWS. However, beginning with the May 5-6, 2011 IAMP sampling event, the TDS values have been observed to increase. These increases are likely attributable to impacts from the sinkhole and/or the grout materials/fluids injected into the subsurface to stabilize the area. The County is currently conducting an evaluation of water quality changes in TH-58, and anticipate completing this evaluation and submitting the report to the FDEP prior to the May 2012 sampling event.

Chloride

Surficial aquifer detection groundwater monitoring well TH-58 exhibited chloride at a concentration of 350 mg/l, which exceeds the SDWS of 250 mg/l. An increase in chloride values in the surficial aquifer wells in close proximity to the sinkhole has been observed over the past year. The increase in chloride concentrations is likely attributable to the sinkhole, which is in close proximity to TH-58, and/or the grout materials/fluids injected into the subsurface to stabilize the area. As previously discussed, the County is currently conducting an evaluation of the water quality in TH-58. Three other surficial aquifer wells, sampled as part of the continuation of the IAMP, TH-73, TH-74, and TH-75 also indicate the sinkhole and grouting activities are the likely source of chloride and other indicator parameters. All other wells were observed with comparatively low chloride values and well within the SDWS.

METALS

Arsenic

Arsenic was observed above the PDWS of 0.01 mg/l in surficial aquifer detection monitoring well TH-58. This well exhibited a concentration of 0.03 mg/l, which exceeds the standard of 0.01 mg/l. The concentrations of arsenic observed in TH-58 have been very consistent over the past ten years of monitoring. The County has maintained the position that the arsenic is naturally occurring within the soils surrounding the well and is being mobilized within the anaerobic environment below the lined landfill. The County has initiated an evaluation of the water quality in TH-58 and installed two additional surficial aquifer monitoring wells, TH-74 and TH-75, in the down gradient direction to evaluate any potential lateral extent of impacts.

Arsenic was detected in surficial aquifer groundwater monitoring well TH-70A at a concentration of 0.017 mg/l. However, the increase in arsenic concentrations detected during this sampling event may also be attributable to the imported soils placed during the construction of Section 9 and the potential turbidity associated bias from 111 NTU value observed during this sampling event.

Based on the results of May 2011 sampling event, which was conducted right after the pump cleaning and redevelopment work, the County believes that the arsenic is not attributable to the landfill, but more of a product from the elevated turbidity observed during this sampling event. The County's proposed routine cleaning and redevelopment work on this well should adequately address this issue.

Iron

Iron concentrations in thirteen (13) of the fourteen (14) surficial aquifer detection and background water quality monitoring wells were observed above the SDWS of 0.3 mg/l. The concentrations of iron ranged from 0.33 mg/l to 59 mg/l. The iron concentrations observed in the surficial aquifer wells across the site have historically been elevated, and several very high iron values were noted prior to construction of the landfill. The highest concentrations are observed in TH-70A and TH-71A at 59 and 28 mg/L, respectively. The iron concentrations along the northwest side of Section 9 have been elevated from the initial sampling event, prior to waste filling, and are likely attributable to the imported soils placed during construction of Section 9.

The potential sources for the elevated iron concentrations at the site have been evaluated, and there appears to be more than one single contributing factor. The County maintains the position that the source(s) of elevated iron concentrations observed within the surficial aquifer groundwater at the Southeast County Landfill site is not the landfill.

The private supply wells owned by Weeks and Holland exhibited concentrations of iron above the SDWS with concentrations of 0.53 mg/l and 1.7 mg/l, respectively. Concentrations of iron within these wells are consistently above the SDWS, and the County maintains the position that

the iron is naturally occurring within the production zones of the upper Floridan aquifer at specific locations, and/or a result of past strip mining of the area. No unusual changes in iron concentrations have been observed in any of the monitoring wells, surface water sampling locations, or private supply wells during this sampling event.

GROUNDWATER ELEVATIONS

Groundwater and surface water elevations are recorded as part of the quarterly sampling event, and the data from the points are utilized to prepare an elevation and contour diagram to evaluate the general direction of groundwater flow across the site. The diagram for this event was prepared with a 2 ft. contour line interval.

CONCLUSIONS

Overall, the water quality at the Southeast County Landfill and surrounding areas remains consistent with the historical data set for the site. The groundwater within the surficial aquifer continues to exhibit concentrations of pH, arsenic, iron, TDS, and chloride values that are not within their applicable standards, but these constituents have been attributed to sources other than the landfill or are in close proximity to the sinkhole. The impacts observed in TH-58 continue to be thoroughly evaluated and the findings will be presented in a separate report.

The Floridan aquifer monitoring wells continue to exhibit water quality within all applicable standards, and the private supply wells do not appear to exhibit any impacts attributable to the landfill.

The County and the engineer of record, HDR Engineering, continue to work cooperatively with the FDEP on evaluating the sinkhole and the development of a sound remedial strategy. To date any impacts to water quality from the sinkhole appear to likely be attributable to the grouting activities within the sinkhole, and remain localized within the surficial aquifer.

Enclosed for your review is a detailed site location map, the data summary tables for the groundwater monitoring wells, the surface water sites, private supply wells, and turbidity monitoring of the tributary to Long Flat Creek. This report also provides a groundwater elevation data summary table, a surficial aquifer groundwater elevation and contour diagram, copies of the letters sent to the owners of the private supply wells, and the complete laboratory analytical data report sheets. The next quarterly sampling event will be conducted in February 2012.

Should you have any questions, require any additional information, or would like to discuss the information provided within this submittal, please feel free to contact me at (813) 272-5977 extension 43944 or via e-mail at *adamsds@hillsboroughcounty.org*.

Sincerely,

David S. Adams

2/15/2012



David S. Adams, P.G.
Environmental Manager
Public Utilities Department
Environmental Services

DSA/mdt

xc: Patricia Berry, Group Manager, Solid Waste Operations
Beth Schinella, Section Manager, Environmental Services
Larry Ruiz, GM III, Solid Waste Operations
Megan Miller, P.E. I, Solid Waste Operations
Ernest Ely, Landfill Manager, WM, Southeast Landfill
Clark Moore, Florida Department of Environmental Protection
Andy Schipfer, HC Environmental Protection Commission
Irene Barnes, Southeast Hillsborough Civic Association
Rich Siemering, HDR

g:\enviro\projects\self\self adr 11-11.doc

Analytical Results from Private Well Samples at the Southeast Landfill
November 14, 2011

GENERAL (mg/l)	Private Wells				(MCL) STANDARD
PARAMETERS	Weeks	Holland	Keene, Jr.	Barnes	
conductivity (umhos/cm) (field)	487	352	311	308	NS
dissolved oxygen (mg/l) (field)	1.68	0.08	0.14	3.36	NS
pH (field)	7.04	7.11	7.56	7.48	(6.5 - 8.5)**
temperature (°C) (field)	23.90	24.10	25.00	25.2	NS
turbidity (NTU) (field)	0.78	0.21	0.37	1.15	NS
total dissolved solids (mg/l)	270	190	210	210	500**
total suspended solids (mg/l)	1.2	3.2	1 u	1 u	NS
total organic carbon (mg/l)	2.6	1.2	1.2	1.6	NS
chloride (mg/l)	41	20	12	6.4	250**
ammonia nitrogen (mg/l as N)	0.14	0.098	0.23	0.077	2.8***
nitrate (mg/l as N)	0.1 u	0.1 u	0.1 u	0.2 i	10*
total alpha (pCi/l)	21	3.4	5.8	4.0	15*
radium 226/228 (pCi/l)	15.6	3.6	3.2	4.5	5*

	Private Wells				(MCL) STANDARD
Metals: (mg/l)	Weeks	Holland	Keene, Jr.	Barnes	
antimony	0.0023 u	0.0023 u	0.0023 u	0.0023 u	0.006*
arsenic	0.004	0.0013 u	0.0013 u	0.0013 u	0.01*
barium	0.0054	0.0045 i	0.0043 i	0.0053	2*
beryllium	0.00025 u	0.00025 u	0.00025 u	0.00025 u	0.004*
cadmium	0.000095 u	0.000095 u	0.000095 u	0.00011 i	0.005*
chromium	0.0025 u	0.0025 u	0.0025 u	0.0025 u	0.1*
cobalt	0.00015 u	0.00015 u	0.00015 u	0.00015 u	140***
copper	0.0011 u	0.0011 u	0.0011 u	0.0011 u	1**
iron	0.53	1.7	0.033 u	0.044 i	0.3**
lead	0.00063 i	0.0002 u	0.00028 i	0.002	0.015*
nickel	0.002 u	0.0063	0.002 u	0.002 u	0.1*
selenium	0.001 u	0.001 u	0.001 u	0.001 u	0.05*
silver	0.00025 u	0.00025 u	0.00025 u	0.00025 u	0.1**
sodium	8.8	6.1	7.7	16	160*
thallium	0.0005 u	0.0005 u	0.0005 u	0.0005 u	0.002 *
vanadium	0.0038 u	0.0038 u	0.0038 u	0.0038 u	49***
zinc	0.08	0.015 i	0.089	0.28	5**
mercury	0.000091 u	0.000091 u	0.000091 u	0.000091 u	0.002*

Notes: Reference Groundwater Guidance Concentrations, FDEP 2007
NS=NO STANDARD
MCL=MAXIMUM CONTAMINANT LEVEL
BDL=BELOW DETECTION LIMIT
*=DENOTES PRIMARY DRINKING WATER STANDARD AS PER CHAPTER 62-550.310, FAC
**=DENOTES SECONDARY DRINKING WATER STANDARD AS PER CHAPTER 62-550.320, FAC
**=DENOTES GROUNDWATER CLEANUP TARGET LEVEL AS PER CHAPTER 62-777, FAC
21 : EXCEEDS STANDARDS
NTU=NEPHELOMETRIC TURBIDITY UNITS
pCi/l=PICOCURIES PER LITER
ug/l=MICROGRAMS PER LITER
mg/l=MILLIGRAMS PER LITER

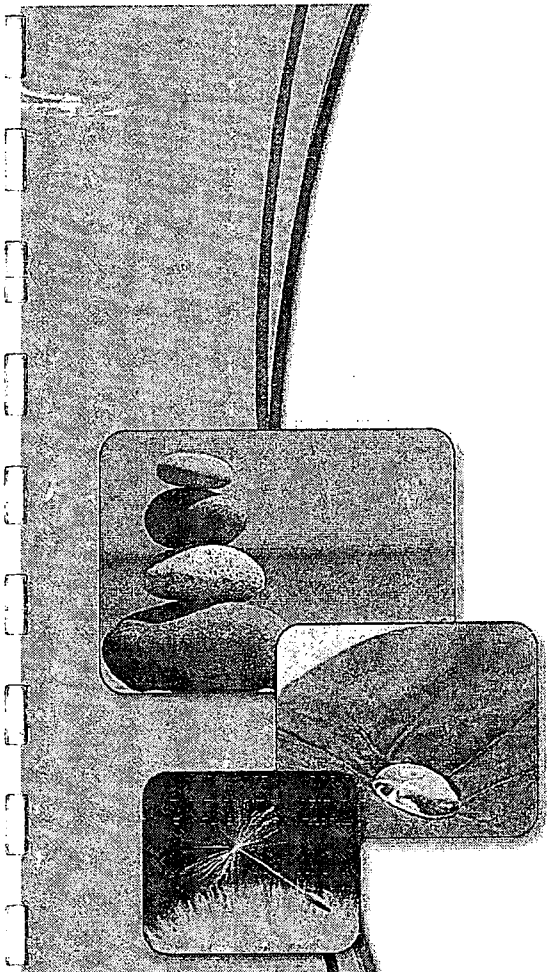

TestAmerica

THE LEADER IN ENVIRONMENTAL TESTING

Dept. Of Environmental Protection
FEB 23 2012
Southwest District

ANALYTICAL REPORT

TestAmerica Laboratories, Inc.
TestAmerica Tampa
6712 Benjamin Road
Suite 100
Tampa, FL 33634
Tel: (813)885-7427

TestAmerica Job ID: 660-44678-1
Client Project/Site: Southeast Landfill

For:
Hillsborough County Public Utilities Dep
Solid Waste Management Group
Brandon Support Operations Complex
332 North Falkenburg Rd, 2nd Floor
Tampa, Florida 33619

Attn: David Adams

Authorized for release by:
12/6/2011 9:14:37 AM

Nancy Robertson
Project Manager II
nancy.robertson@testamericainc.com

LINKS

Review your project results through TotalAccess

Have a Question? Ask The Expert

Visit us at: www.testamericainc.com

The test results in this report meet all 2003 NELAC and 2009 TNI requirements for accredited parameters, exceptions are noted in this report. This report may not be reproduced except in full, and with written approval from the laboratory. For questions please contact the Project Manager at the e-mail address or telephone number listed on this page.

This report has been electronically signed and authorized by the signatory. Electronic signature is intended to be the legally binding equivalent of a traditionally handwritten signature.

Results relate only to the items tested and the sample(s) as received by the laboratory.

Table of Contents

Cover Page 1
Table of Contents 2
Definitions/Glossary 3
Case Narrative 4
Detection Summary 5
Client Sample Results 14
Surrogate Summary 65
QC Sample Results 68
QC Association Summary 98
Lab Chronicle 109
Certification Summary 120
Method Summary 122
Sample Summary 123
Chain of Custody 124
Receipt Checklists 170

Definitions/Glossary

Client: Hillsborough County Public Utilities Dep
Project/Site: Southeast Landfill

TestAmerica Job ID: 660-44678-1

Qualifiers

GC/MS VOA

Qualifier	Qualifier Description
U	Indicates that the compound was analyzed for but not detected.
J3	Estimated value; value may not be accurate. Spike recovery or RPD outside of criteria.

GC Semi VOA

Qualifier	Qualifier Description
U	Indicates that the compound was analyzed for but not detected.

Metals

Qualifier	Qualifier Description
J3	Estimated value; value may not be accurate. Spike recovery or RPD outside of criteria.
U	Indicates that the compound was analyzed for but not detected.
I	The reported value is between the laboratory method detection limit and the laboratory practical quantitation limit.

General Chemistry

Qualifier	Qualifier Description
U	Indicates that the compound was analyzed for but not detected.
I	The reported value is between the laboratory method detection limit and the laboratory practical quantitation limit.
Q	Sample held beyond the accepted holding time.
J3	Estimated value; value may not be accurate. Spike recovery or RPD outside of criteria.

Glossary

Abbreviation	These commonly used abbreviations may or may not be present in this report.
☼	Listed under the "D" column to designate that the result is reported on a dry weight basis
%R	Percent Recovery
CNF	Contains no Free Liquid
DL, RA, RE, IN	Indicates a Dilution, Reanalysis, Re-extraction, or additional Initial metals/anion analysis of the sample
EDL	Estimated Detection Limit
EPA	United States Environmental Protection Agency
MDL	Method Detection Limit
ML	Minimum Level (Dioxin)
ND	Not detected at the reporting limit (or MDL or EDL if shown)
PQL	Practical Quantitation Limit
RL	Reporting Limit
RPD	Relative Percent Difference, a measure of the relative difference between two points
TEF	Toxicity Equivalent Factor (Dioxin)
TEQ	Toxicity Equivalent Quotient (Dioxin)

Job ID: 660-44678-1

Laboratory: TestAmerica Tampa

Narrative

Job Narrative
660-44678-1

Comments
No additional comments.

Receipt
All samples were received in good condition within temperature requirements.

GC/MS VOA
Method 8260B: A full list spike was utilized for this method and due to the large number of spiked analytes, there is a high probability that one or more analytes will recover outside acceptance limits. The laboratory's SOP allows for 5 analytes to recover outside criteria. The LCS and matrix spike associated with batch 117682 had Acetone outside control limits; therefore, re-analysis was not performed. These results have been reported and qualified with J3.

Method 8260B: The matrix spike (MS) recovery for batch 117843 was outside control limits. The associated laboratory control sample (LCS) recovery met acceptance criteria. The sample is flagged with J3.

No other analytical or quality issues were noted.

GC Semi VOA
No analytical or quality issues were noted.

Metals
Method 6020A: The laboratory control sample (LCS) associated with batch 222034 was outside control limits for iron. The batch matrix spike/matrix spike duplicate (MS/MSD) was within acceptance limits; therefore, the data have been reported. The associated samples are flagged with J3.

Method 6020A: The matrix spike / matrix spike duplicate (MS/MSD) recoveries for batch 222172 were outside control limits for sodium. The associated laboratory control sample (LCS) recovery met acceptance criteria.

No other analytical or quality issues were noted.

General Chemistry
Method 353.2: Due to a laboratory error, the Equipment Blank sampled 11.14.11 was analyzed after the hold time exceeded for Nitrate. The sample is flagged with Q.

Method SM 2540D: The sample duplicate precision for batch # 117731 was outside control limit.

Method 300.0: The matrix spike / matrix spike duplicate (MS/MSD) recoveries for batch 118049 were outside control limits. The associated laboratory control sample (LCS) recovery met acceptance criteria. The sample is flagged with J3.

Method 300.0: The matrix spike(MS) recovery for batch 118069 was outside control limits. The associated laboratory control sample (LCS) recovery met acceptance criteria. The sample is flagged with J3.

Method 350.1: The matrix spike / matrix spike duplicate (MS/MSD) recoveries for batch 117932 were outside control limits. The associated laboratory control sample (LCS) recovery met acceptance criteria. The sample is flagged with J3.

Method 353.2: The matrix spike / matrix spike duplicate (MS/MSD) recoveries for batch 117700 were outside control limits. The associated laboratory control sample (LCS) recovery met acceptance criteria.

No other analytical or quality issues were noted.

Detection Summary

Client: Hillsborough County Public Utilities Dep
Project/Site: Southeast Landfill

TestAmerica Job ID: 660-44678-1

Client Sample ID: Barnes WACS# 881 — Lab Sample ID: 660-44678-1

Analyte	Result	Qualifier	NONE	NONE	Unit	Dil Fac	D	Method	Prep Type
Field pH	7.48				SU	1		Field Sampling	Total/NA
Field Temperature	25.2				Degrees C	1		Field Sampling	Total/NA
Oxygen, Dissolved	3.36				mg/L	1		Field Sampling	Total/NA
Specific Conductance	308				umhos/cm	1		Field Sampling	Total/NA
Turbidity	1.15				NTU	1		Field Sampling	Total/NA

Analyte	Result	Qualifier	RL	MDL	Unit	Dil Fac	D	Method	Prep Type
Barium	5.3		5.0	1.3	ug/L	1		6020A	Total Recovera
Cadmium	0.11	I	0.50	0.095	ug/L	1		6020A	Total Recovera
Iron	44	I J3	100	33	ug/L	1		6020A	Total Recovera
Lead	2.0		1.5	0.20	ug/L	1		6020A	Total Recovera
Sodium	16		0.50	0.25	mg/L	1		6020A	Total Recovera
Zinc	280		20	8.3	ug/L	1		6020A	Total Recovera
Chloride	6.4		0.50	0.20	mg/L	1		300.0	Total/NA
Ammonia as N	0.077		0.020	0.010	mg/L	1		350.1	Total/NA
Nitrate as N	0.20	I	0.50	0.10	mg/L	1		353.2	Total/NA
Total Organic Carbon	1.6		1.0	0.35	mg/L	1		SM 5310C	Total/NA

Analyte	Result	Qualifier	RL	RL	Unit	Dil Fac	D	Method	Prep Type
Total Dissolved Solids	210		5.0	5.0	mg/L	1		SM 2540C	Total/NA

Client Sample ID: TH-40 WACS# 822 — Lab Sample ID: 660-44678-2

Analyte	Result	Qualifier	NONE	NONE	Unit	Dil Fac	D	Method	Prep Type
Field pH	7.42				SU	1		Field Sampling	Total/NA
Field Temperature	23.6				Degrees C	1		Field Sampling	Total/NA
Oxygen, Dissolved	0.56				mg/L	1		Field Sampling	Total/NA
Specific Conductance	321				umhos/cm	1		Field Sampling	Total/NA
Turbidity	0.47				NTU	1		Field Sampling	Total/NA

Analyte	Result	Qualifier	RL	MDL	Unit	Dil Fac	D	Method	Prep Type
Barium	6.3		5.0	1.3	ug/L	1		6020A	Total Recovera
Iron	37	I J3	100	33	ug/L	1		6020A	Total Recovera
Sodium	17		0.50	0.25	mg/L	1		6020A	Total Recovera
Chloride	7.4		0.50	0.20	mg/L	1		300.0	Total/NA
Ammonia as N	0.36		0.020	0.010	mg/L	1		350.1	Total/NA

Analyte	Result	Qualifier	RL	RL	Unit	Dil Fac	D	Method	Prep Type
Total Dissolved Solids	220		5.0	5.0	mg/L	1		SM 2540C	Total/NA

Client Sample ID: Holland WACS# 883 — Lab Sample ID: 660-44678-3

Analyte	Result	Qualifier	NONE	NONE	Unit	Dil Fac	D	Method	Prep Type
Field pH	7.11				SU	1		Field Sampling	Total/NA
Field Temperature	24.1				Degrees C	1		Field Sampling	Total/NA
Oxygen, Dissolved	0.08				mg/L	1		Field Sampling	Total/NA
Specific Conductance	352				umhos/cm	1		Field Sampling	Total/NA
Turbidity	0.21				NTU	1		Field Sampling	Total/NA

Analyte	Result	Qualifier	RL	MDL	Unit	Dil Fac	D	Method	Prep Type
Barium	4.5	I	5.0	1.3	ug/L	1		6020A	Total Recovera
Iron	1700	J3	100	33	ug/L	1		6020A	Total Recovera
Nickel	6.3		5.0	2.0	ug/L	1		6020A	Total Recovera
Sodium	6.1		0.50	0.25	mg/L	1		6020A	Total Recovera
Zinc	15	I	20	8.3	ug/L	1		6020A	Total Recovera
Chloride	20		0.50	0.20	mg/L	1		300.0	Total/NA
Ammonia as N	0.098		0.020	0.010	mg/L	1		350.1	Total/NA

Client Sample ID: Holland WACS# 883 (Continued)

Lab Sample ID: 660-44678-3

Analyte	Result	Qualifier	RL	MDL	Unit	Dil Fac	D	Method	Prep Type
Total Organic Carbon	1.2		1.0	0.35	mg/L	1		SM 5310C	Total/NA

Analyte	Result	Qualifier	RL	RL	Unit	Dil Fac	D	Method	Prep Type
Total Dissolved Solids	190		10	10	mg/L	1		SM 2540C	Total/NA
Total Suspended Solids	3.2		1.0	1.0	mg/L	1		SM 2540D	Total/NA

Client Sample ID: Weeks WACS# 914

Lab Sample ID: 660-44678-4

Analyte	Result	Qualifier	NONE	NONE	Unit	Dil Fac	D	Method	Prep Type
Field pH	7.04				SU	1		Field Sampling	Total/NA
Field Temperature	23.9				Degrees C	1		Field Sampling	Total/NA
Oxygen, Dissolved	1.68				mg/L	1		Field Sampling	Total/NA
Specific Conductance	487				umhos/cm	1		Field Sampling	Total/NA
Turbidity	0.78				NTU	1		Field Sampling	Total/NA

Analyte	Result	Qualifier	RL	MDL	Unit	Dil Fac	D	Method	Prep Type
Arsenic	4.0		2.5	1.3	ug/L	1		6020A	Total Recovera
Barium	5.4		5.0	1.3	ug/L	1		6020A	Total Recovera
Iron	530	J3	100	33	ug/L	1		6020A	Total Recovera
Lead	0.63	I	1.5	0.20	ug/L	1		6020A	Total Recovera
Sodium	8.8		0.50	0.25	mg/L	1		6020A	Total Recovera
Zinc	80		20	8.3	ug/L	1		6020A	Total Recovera
Chloride	41		0.50	0.20	mg/L	1		300.0	Total/NA
Ammonia as N	0.14		0.020	0.010	mg/L	1		350.1	Total/NA
Total Organic Carbon	2.6		1.0	0.35	mg/L	1		SM 5310C	Total/NA

Analyte	Result	Qualifier	RL	RL	Unit	Dil Fac	D	Method	Prep Type
Total Dissolved Solids	270		10	10	mg/L	1		SM 2540C	Total/NA
Total Suspended Solids	1.2		1.0	1.0	mg/L	1		SM 2540D	Total/NA

Client Sample ID: Blank, Equipment 44678

Lab Sample ID: 660-44678-5

Analyte	Result	Qualifier	RL	MDL	Unit	Dil Fac	D	Method	Prep Type
Ammonia as N	0.048		0.020	0.010	mg/L	1		350.1	Total/NA

Client Sample ID: Keene Jr WACS# 28079

Lab Sample ID: 660-44678-6

Analyte	Result	Qualifier	NONE	NONE	Unit	Dil Fac	D	Method	Prep Type
Field pH	7.56				SU	1		Field Sampling	Total/NA
Field Temperature	25.0				Degrees C	1		Field Sampling	Total/NA
Oxygen, Dissolved	0.14				mg/L	1		Field Sampling	Total/NA
Specific Conductance	311				umhos/cm	1		Field Sampling	Total/NA
Turbidity	0.37				NTU	1		Field Sampling	Total/NA

Analyte	Result	Qualifier	RL	MDL	Unit	Dil Fac	D	Method	Prep Type
Barium	4.3	I	5.0	1.3	ug/L	1		6020A	Total Recovera
Lead	0.28	I	1.5	0.20	ug/L	1		6020A	Total Recovera
Sodium	7.7		0.50	0.25	mg/L	1		6020A	Total Recovera
Zinc	89		20	8.3	ug/L	1		6020A	Total Recovera
Chloride	12		0.50	0.20	mg/L	1		300.0	Total/NA
Ammonia as N	0.23		0.020	0.010	mg/L	1		350.1	Total/NA
Total Organic Carbon	1.2		1.0	0.35	mg/L	1		SM 5310C	Total/NA

Analyte	Result	Qualifier	RL	RL	Unit	Dil Fac	D	Method	Prep Type
Total Dissolved Solids	210		10	10	mg/L	1		SM 2540C	Total/NA

Client Sample ID: TH-22A WACS# 19861

Lab Sample ID: 660-44678-7

Client Sample ID: TH-22A WACS# 19861 (Continued) — Lab Sample ID: 660-44678-7

Analyte	Result	Qualifier	NONE	NONE	Unit	Dil Fac	D	Method	Prep Type
Field pH	4.29				SU	1		Field Sampling	Total/NA
Field Temperature	23.4				Degrees C	1		Field Sampling	Total/NA
Oxygen, Dissolved	0.27				mg/L	1		Field Sampling	Total/NA
Specific Conductance	213				umhos/cm	1		Field Sampling	Total/NA
Turbidity	2.89				NTU	1		Field Sampling	Total/NA

Analyte	Result	Qualifier	RL	MDL	Unit	Dil Fac	D	Method	Prep Type
Barium	52		5.0	1.3	ug/L	1		6020A	Total Recovera
Iron	330	J3	100	33	ug/L	1		6020A	Total Recovera
Sodium	4.5		0.50	0.25	mg/L	1		6020A	Total Recovera
Chloride	18		0.50	0.20	mg/L	1		300.0	Total/NA
Ammonia as N	0.56		0.020	0.010	mg/L	1		350.1	Total/NA

Analyte	Result	Qualifier	RL	RL	Unit	Dil Fac	D	Method	Prep Type
Total Dissolved Solids	140		5.0	5.0	mg/L	1		SM 2540C	Total/NA

Client Sample ID: TH-19 WACS# 821 — Lab Sample ID: 660-44678-8

Analyte	Result	Qualifier	NONE	NONE	Unit	Dil Fac	D	Method	Prep Type
Field pH	7.26				SU	1		Field Sampling	Total/NA
Field Temperature	23.4				Degrees C	1		Field Sampling	Total/NA
Oxygen, Dissolved	0.35				mg/L	1		Field Sampling	Total/NA
Specific Conductance	357				umhos/cm	1		Field Sampling	Total/NA
Turbidity	0.41				NTU	1		Field Sampling	Total/NA

Analyte	Result	Qualifier	RL	MDL	Unit	Dil Fac	D	Method	Prep Type
Barium	5.9		5.0	1.3	ug/L	1		6020A	Total Recovera
Sodium	15		0.50	0.25	mg/L	1		6020A	Total Recovera
Chloride	8.0		0.50	0.20	mg/L	1		300.0	Total/NA
Ammonia as N	0.28		0.020	0.010	mg/L	1		350.1	Total/NA

Analyte	Result	Qualifier	RL	RL	Unit	Dil Fac	D	Method	Prep Type
Total Dissolved Solids	230		10	10	mg/L	1		SM 2540C	Total/NA

Client Sample ID: Blank, Travel 44678 — Lab Sample ID: 660-44678-9

No Detections

Client Sample ID: TH-57 WACS# 1570 — Lab Sample ID: 660-44702-1

Analyte	Result	Qualifier	NONE	NONE	Unit	Dil Fac	D	Method	Prep Type
Field pH	5.06				SU	1		Field Sampling	Total/NA
Field Temperature	26.7				Degrees C	1		Field Sampling	Total/NA
Oxygen, Dissolved	0.31				mg/L	1		Field Sampling	Total/NA
Specific Conductance	152				umhos/cm	1		Field Sampling	Total/NA
Turbidity	0.41				NTU	1		Field Sampling	Total/NA

Analyte	Result	Qualifier	RL	MDL	Unit	Dil Fac	D	Method	Prep Type
Barium	6.8		5.0	1.3	ug/L	1		6020A	Total Recovera
Iron	490	J3	100	33	ug/L	1		6020A	Total Recovera
Sodium	15		0.50	0.25	mg/L	1		6020A	Total Recovera
Chloride	41		0.50	0.20	mg/L	1		300.0	Total/NA
Ammonia as N	1.4	J3	0.020	0.010	mg/L	1		350.1	Total/NA

Analyte	Result	Qualifier	RL	RL	Unit	Dil Fac	D	Method	Prep Type
Total Dissolved Solids	96		5.0	5.0	mg/L	1		SM 2540C	Total/NA

Detection Summary

Client: Hillsborough County Public Utilities Dep
Project/Site: Southeast Landfill

TestAmerica Job ID: 660-44678-1

Client Sample ID: TH-71A WACS# 22960 — Lab Sample ID: 660-44702-2

Analyte	Result	Qualifier	NONE	NONE	Unit	Dil Fac	D	Method	Prep Type
Field pH	6.09				SU	1		Field Sampling	Total/NA
Field Temperature	25.7				Degrees C	1		Field Sampling	Total/NA
Oxygen, Dissolved	0.16				mg/L	1		Field Sampling	Total/NA
Specific Conductance	670				umhos/cm	1		Field Sampling	Total/NA
Turbidity	16.3				NTU	1		Field Sampling	Total/NA

Analyte	Result	Qualifier	RL	MDL	Unit	Dil Fac	D	Method	Prep Type
Arsenic	8.9		2.5	1.3	ug/L	1		6020A	Total Recovera
Barium	13		5.0	1.3	ug/L	1		6020A	Total Recovera
Cadmium	0.11	I	0.50	0.095	ug/L	1		6020A	Total Recovera
Cobalt	1.4		0.50	0.15	ug/L	1		6020A	Total Recovera
Iron	28000	J3	100	33	ug/L	1		6020A	Total Recovera
Lead	0.26	I	1.5	0.20	ug/L	1		6020A	Total Recovera
Nickel	6.6		5.0	2.0	ug/L	1		6020A	Total Recovera
Sodium	5.5		0.50	0.25	mg/L	1		6020A	Total Recovera
Vanadium	10		10	3.8	ug/L	1		6020A	Total Recovera
Chloride	40		0.50	0.20	mg/L	1		300.0	Total/NA
Ammonia as N	1.7		0.020	0.010	mg/L	1		350.1	Total/NA

Analyte	Result	Qualifier	RL	RL	Unit	Dil Fac	D	Method	Prep Type
Total Dissolved Solids	390		17	17	mg/L	1		SM 2540C	Total/NA

Client Sample ID: TH-28A WACS# 19862 — Lab Sample ID: 660-44702-3

Analyte	Result	Qualifier	NONE	NONE	Unit	Dil Fac	D	Method	Prep Type
Field pH	5.13				SU	1		Field Sampling	Total/NA
Field Temperature	26.8				Degrees C	1		Field Sampling	Total/NA
Oxygen, Dissolved	1.07				mg/L	1		Field Sampling	Total/NA
Specific Conductance	204				umhos/cm	1		Field Sampling	Total/NA
Turbidity	1.55				NTU	1		Field Sampling	Total/NA

Analyte	Result	Qualifier	RL	MDL	Unit	Dil Fac	D	Method	Prep Type
Arsenic	2.6		2.5	1.3	ug/L	1		6020A	Total Recovera
Barium	1.4	I	5.0	1.3	ug/L	1		6020A	Total Recovera
Cobalt	0.54		0.50	0.15	ug/L	1		6020A	Total Recovera
Iron	3300	J3	100	33	ug/L	1		6020A	Total Recovera
Sodium	20		0.50	0.25	mg/L	1		6020A	Total Recovera
Chloride	45		0.50	0.20	mg/L	1		300.0	Total/NA
Ammonia as N	1.3		0.020	0.010	mg/L	1		350.1	Total/NA

Analyte	Result	Qualifier	RL	RL	Unit	Dil Fac	D	Method	Prep Type
Total Dissolved Solids	120		5.0	5.0	mg/L	1		SM 2540C	Total/NA

Client Sample ID: TH-58 WACS# 1571 — Lab Sample ID: 660-44702-4

Analyte	Result	Qualifier	NONE	NONE	Unit	Dil Fac	D	Method	Prep Type
Field pH	5.67				SU	1		Field Sampling	Total/NA
Field Temperature	26.4				Degrees C	1		Field Sampling	Total/NA
Oxygen, Dissolved	1.24				mg/L	1		Field Sampling	Total/NA
Specific Conductance	1239				umhos/cm	1		Field Sampling	Total/NA
Turbidity	3.89				NTU	1		Field Sampling	Total/NA

Analyte	Result	Qualifier	RL	MDL	Unit	Dil Fac	D	Method	Prep Type
Arsenic	30		2.5	1.3	ug/L	1		6020A	Total Recovera
Barium	70		5.0	1.3	ug/L	1		6020A	Total Recovera
Chromium	3.6	I	5.0	2.5	ug/L	1		6020A	Total Recovera
Cobalt	0.46	I	0.50	0.15	ug/L	1		6020A	Total Recovera

Client Sample ID: TH-58 WACS# 1571 (Continued)

Lab Sample ID: 660-44702-4

Analyte	Result	Qualifier	RL	MDL	Unit	Dil Fac	D	Method	Prep Type
Iron	4600	J3	100	33	ug/L	1		6020A	Total Recovera
Nickel	2.0	I	5.0	2.0	ug/L	1		6020A	Total Recovera
Sodium	87		0.50	0.25	mg/L	1		6020A	Total Recovera
Thallium	1.0		1.0	0.50	ug/L	1		6020A	Total Recovera
Vanadium	7.9	I	10	3.8	ug/L	1		6020A	Total Recovera
Chloride	350	J3	5.0	2.0	mg/L	10		300.0	Total/NA
Ammonia as N	1.1		0.020	0.010	mg/L	1		350.1	Total/NA

Analyte	Result	Qualifier	RL	RL	Unit	Dil Fac	D	Method	Prep Type
Total Dissolved Solids	900		25	25	mg/L	1		SM 2540C	Total/NA

Client Sample ID: Duplicate 44702

Lab Sample ID: 660-44702-5

Analyte	Result	Qualifier	RL	MDL	Unit	Dil Fac	D	Method	Prep Type
Arsenic	2.5		2.5	1.3	ug/L	1		6020A	Total Recovera
Barium	1.5	I	5.0	1.3	ug/L	1		6020A	Total Recovera
Cobalt	0.54		0.50	0.15	ug/L	1		6020A	Total Recovera
Iron	3200	J3	100	33	ug/L	1		6020A	Total Recovera
Sodium	20		0.50	0.25	mg/L	1		6020A	Total Recovera
Chloride	45		0.50	0.20	mg/L	1		300.0	Total/NA
Ammonia as N	1.4		0.020	0.010	mg/L	1		350.1	Total/NA

Analyte	Result	Qualifier	RL	RL	Unit	Dil Fac	D	Method	Prep Type
Total Dissolved Solids	130		5.0	5.0	mg/L	1		SM 2540C	Total/NA

Client Sample ID: TH-70A WACS# 22959

Lab Sample ID: 660-44702-6

Analyte	Result	Qualifier	NONE	NONE	Unit	Dil Fac	D	Method	Prep Type
Field pH	6.22				SU	1		Field Sampling	Total/NA
Field Temperature	25.4				Degrees C	1		Field Sampling	Total/NA
Oxygen, Dissolved	0.33				mg/L	1		Field Sampling	Total/NA
Specific Conductance	451				umhos/cm	1		Field Sampling	Total/NA
Turbidity	111.0				NTU	1		Field Sampling	Total/NA

Analyte	Result	Qualifier	RL	MDL	Unit	Dil Fac	D	Method	Prep Type
Arsenic	17		2.5	1.3	ug/L	1		6020A	Total Recovera
Barium	47		5.0	1.3	ug/L	1		6020A	Total Recovera
Cobalt	0.38	I	0.50	0.15	ug/L	1		6020A	Total Recovera
Iron	59000	J3	100	33	ug/L	1		6020A	Total Recovera
Nickel	2.0	I	5.0	2.0	ug/L	1		6020A	Total Recovera
Sodium	8.6		0.50	0.25	mg/L	1		6020A	Total Recovera
Vanadium	16		10	3.8	ug/L	1		6020A	Total Recovera
Chloride	26		0.50	0.20	mg/L	1		300.0	Total/NA
Ammonia as N	1.1		0.020	0.010	mg/L	1		350.1	Total/NA

Analyte	Result	Qualifier	RL	RL	Unit	Dil Fac	D	Method	Prep Type
Total Dissolved Solids	230		10	10	mg/L	1		SM 2540C	Total/NA

Client Sample ID: TH-69A WACS# 22958

Lab Sample ID: 660-44702-7

Analyte	Result	Qualifier	NONE	NONE	Unit	Dil Fac	D	Method	Prep Type
Field pH	5.87				SU	1		Field Sampling	Total/NA
Field Temperature	25.4				Degrees C	1		Field Sampling	Total/NA
Oxygen, Dissolved	0.24				mg/L	1		Field Sampling	Total/NA
Specific Conductance	569				umhos/cm	1		Field Sampling	Total/NA
Turbidity	5.50				NTU	1		Field Sampling	Total/NA

Client Sample ID: TH-69A WACS# 22958 (Continued)

Lab Sample ID: 660-44702-7

Analyte	Result	Qualifier	RL	MDL	Unit	Dil Fac	D	Method	Prep Type
Barium	7.2		5.0	1.3	ug/L	1		6020A	Total Recovera
Cobalt	0.19	I	0.50	0.15	ug/L	1		6020A	Total Recovera
Copper	2.1	I	5.0	1.1	ug/L	1		6020A	Total Recovera
Iron	7100	J3	100	33	ug/L	1		6020A	Total Recovera
Lead	0.27	I	1.5	0.20	ug/L	1		6020A	Total Recovera
Sodium	16		0.50	0.25	mg/L	1		6020A	Total Recovera
Chloride	79		2.5	1.0	mg/L	5		300.0	Total/NA
Ammonia as N	0.65		0.020	0.010	mg/L	1		350.1	Total/NA

Analyte	Result	Qualifier	RL	RL	Unit	Dil Fac	D	Method	Prep Type
Total Dissolved Solids	350		10	10	mg/L	1		SM 2540C	Total/NA

Client Sample ID: Blank, Travel 44702

Lab Sample ID: 660-44702-8

No Detections

Client Sample ID: TH-65 WACS# 20530

Lab Sample ID: 660-44722-1

Analyte	Result	Qualifier	NONE	NONE	Unit	Dil Fac	D	Method	Prep Type
Field pH	5.09				SU	1		Field Sampling	Total/NA
Field Temperature	25.3				Degrees C	1		Field Sampling	Total/NA
Oxygen, Dissolved	0.43				mg/L	1		Field Sampling	Total/NA
Specific Conductance	238				umhos/cm	1		Field Sampling	Total/NA
Turbidity	5.63				NTU	1		Field Sampling	Total/NA

Analyte	Result	Qualifier	RL	MDL	Unit	Dil Fac	D	Method	Prep Type
Arsenic	4.7		2.5	1.3	ug/L	1		6020A	Total Recovera
Cobalt	2.3		0.50	0.15	ug/L	1		6020A	Total Recovera
Iron	3200	J3	100	33	ug/L	1		6020A	Total Recovera
Nickel	2.9	I	5.0	2.0	ug/L	1		6020A	Total Recovera
Selenium	1.3	I	2.5	1.0	ug/L	1		6020A	Total Recovera
Sodium	15		0.50	0.25	mg/L	1		6020A	Total Recovera
Vanadium	5.9	I	10	3.8	ug/L	1		6020A	Total Recovera
Chloride	16		0.50	0.20	mg/L	1		300.0	Total/NA
Ammonia as N	1.3		0.020	0.010	mg/L	1		350.1	Total/NA

Analyte	Result	Qualifier	RL	RL	Unit	Dil Fac	D	Method	Prep Type
Total Dissolved Solids	170		5.0	5.0	mg/L	1		SM 2540C	Total/NA

Client Sample ID: TH-66A WACS# 22961

Lab Sample ID: 660-44722-2

Analyte	Result	Qualifier	NONE	NONE	Unit	Dil Fac	D	Method	Prep Type
Field pH	5.69				SU	1		Field Sampling	Total/NA
Field Temperature	25.3				Degrees C	1		Field Sampling	Total/NA
Oxygen, Dissolved	0.59				mg/L	1		Field Sampling	Total/NA
Specific Conductance	293				umhos/cm	1		Field Sampling	Total/NA
Turbidity	1.42				NTU	1		Field Sampling	Total/NA

Analyte	Result	Qualifier	RL	MDL	Unit	Dil Fac	D	Method	Prep Type
Arsenic	3.9		2.5	1.3	ug/L	1		6020A	Total Recovera
Barium	2.5	I	5.0	1.3	ug/L	1		6020A	Total Recovera
Cobalt	0.67		0.50	0.15	ug/L	1		6020A	Total Recovera
Iron	530	J3	100	33	ug/L	1		6020A	Total Recovera
Sodium	12		0.50	0.25	mg/L	1		6020A	Total Recovera
Vanadium	19		10	3.8	ug/L	1		6020A	Total Recovera
Chloride	35		0.50	0.20	mg/L	1		300.0	Total/NA
Ammonia as N	0.37		0.020	0.010	mg/L	1		350.1	Total/NA

Client Sample ID: TH-66A WACS# 22961 (Continued)

Lab Sample ID: 660-44722-2

Analyte	Result	Qualifier	RL	RL	Unit	Dil Fac	D	Method	Prep Type
Total Dissolved Solids	150		10	10	mg/L	1		SM 2540C	Total/NA

Client Sample ID: Duplicate 44722

Lab Sample ID: 660-44722-3

Analyte	Result	Qualifier	RL	MDL	Unit	Dil Fac	D	Method	Prep Type
Arsenic	4.0		2.5	1.3	ug/L	1		6020A	Total Recovera
Barium	2.9	I	5.0	1.3	ug/L	1		6020A	Total Recovera
Cobalt	0.67		0.50	0.15	ug/L	1		6020A	Total Recovera
Iron	510	J3	100	33	ug/L	1		6020A	Total Recovera
Nickel	2.1	I	5.0	2.0	ug/L	1		6020A	Total Recovera
Sodium	12		0.50	0.25	mg/L	1		6020A	Total Recovera
Vanadium	19		10	3.8	ug/L	1		6020A	Total Recovera
Chloride	35		0.50	0.20	mg/L	1		300.0	Total/NA
Ammonia as N	0.38		0.020	0.010	mg/L	1		350.1	Total/NA

Analyte	Result	Qualifier	RL	RL	Unit	Dil Fac	D	Method	Prep Type
Total Dissolved Solids	160		10	10	mg/L	1		SM 2540C	Total/NA

Client Sample ID: TH-68 WACS# 22039

Lab Sample ID: 660-44722-4

Analyte	Result	Qualifier	NONE	NONE	Unit	Dil Fac	D	Method	Prep Type
Field pH	5.58				SU	1		Field Sampling	Total/NA
Field Temperature	27.7				Degrees C	1		Field Sampling	Total/NA
Oxygen, Dissolved	1.30				mg/L	1		Field Sampling	Total/NA
Specific Conductance	217				umhos/cm	1		Field Sampling	Total/NA
Turbidity	17.8				NTU	1		Field Sampling	Total/NA

Analyte	Result	Qualifier	RL	MDL	Unit	Dil Fac	D	Method	Prep Type
Arsenic	2.5		2.5	1.3	ug/L	1		6020A	Total Recovera
Barium	4.7	I	5.0	1.3	ug/L	1		6020A	Total Recovera
Cadmium	0.18	I	0.50	0.095	ug/L	1		6020A	Total Recovera
Chromium	2.6	I	5.0	2.5	ug/L	1		6020A	Total Recovera
Iron	330	J3	100	33	ug/L	1		6020A	Total Recovera
Sodium	8.6		0.50	0.25	mg/L	1		6020A	Total Recovera
Vanadium	3.8	I	10	3.8	ug/L	1		6020A	Total Recovera
Chloride	16		0.50	0.20	mg/L	1		300.0	Total/NA
Ammonia as N	0.17		0.020	0.010	mg/L	1		350.1	Total/NA

Analyte	Result	Qualifier	RL	RL	Unit	Dil Fac	D	Method	Prep Type
Total Dissolved Solids	190		5.0	5.0	mg/L	1		SM 2540C	Total/NA

Client Sample ID: TH-61A WACS# 22595

Lab Sample ID: 660-44722-5

Analyte	Result	Qualifier	NONE	NONE	Unit	Dil Fac	D	Method	Prep Type
Field pH	5.50				SU	1		Field Sampling	Total/NA
Field Temperature	25.8				Degrees C	1		Field Sampling	Total/NA
Oxygen, Dissolved	1.40				mg/L	1		Field Sampling	Total/NA
Specific Conductance	185				umhos/cm	1		Field Sampling	Total/NA
Turbidity	2.63				NTU	1		Field Sampling	Total/NA

Analyte	Result	Qualifier	RL	MDL	Unit	Dil Fac	D	Method	Prep Type
Barium	6.9		5.0	1.3	ug/L	1		6020A	Total Recovera
Iron	390	J3	100	33	ug/L	1		6020A	Total Recovera
Sodium	3.6		0.50	0.25	mg/L	1		6020A	Total Recovera
Vanadium	26		10	3.8	ug/L	1		6020A	Total Recovera
Chloride	5.0		0.50	0.20	mg/L	1		300.0	Total/NA
Ammonia as N	0.25		0.020	0.010	mg/L	1		350.1	Total/NA

Client Sample ID: TH-61A WACS# 22595 (Continued) — Lab Sample ID: 660-44722-5

Analyte	Result	Qualifier	RL	RL	Unit	Dil Fac	D	Method	Prep Type
Total Dissolved Solids	140		5.0	5.0	mg/L	1		SM 2540C	Total/NA

Client Sample ID: TH-36-A WACS# 20329 — Lab Sample ID: 660-44722-6

Analyte	Result	Qualifier	NONE	NONE	Unit	Dil Fac	D	Method	Prep Type
Field pH	5.54				SU	1		Field Sampling	Total/NA
Field Temperature	25.2				Degrees C	1		Field Sampling	Total/NA
Oxygen, Dissolved	0.57				mg/L	1		Field Sampling	Total/NA
Specific Conductance	155				umhos/cm	1		Field Sampling	Total/NA
Turbidity	14.9				NTU	1		Field Sampling	Total/NA

Analyte	Result	Qualifier	RL	MDL	Unit	Dil Fac	D	Method	Prep Type
Arsenic	1.9	I	2.5	1.3	ug/L	1		6020A	Total Recovera
Barium	8.7		5.0	1.3	ug/L	1		6020A	Total Recovera
Iron	130		100	33	ug/L	1		6020A	Total Recovera
Lead	0.50	I	1.5	0.20	ug/L	1		6020A	Total Recovera
Sodium	6.0		0.50	0.25	mg/L	1		6020A	Total Recovera
Vanadium	19		10	3.8	ug/L	1		6020A	Total Recovera
Chloride	9.7		0.50	0.20	mg/L	1		300.0	Total/NA
Ammonia as N	0.17		0.020	0.010	mg/L	1		350.1	Total/NA

Analyte	Result	Qualifier	RL	RL	Unit	Dil Fac	D	Method	Prep Type
Total Dissolved Solids	110		5.0	5.0	mg/L	1		SM 2540C	Total/NA

Client Sample ID: Blank, Equipment 44722 — Lab Sample ID: 660-44722-7

Analyte	Result	Qualifier	RL	MDL	Unit	Dil Fac	D	Method	Prep Type
Ammonia as N	0.048		0.020	0.010	mg/L	1		350.1	Total/NA

Client Sample ID: TH-64 WACS# 20494 — Lab Sample ID: 660-44722-8

Analyte	Result	Qualifier	NONE	NONE	Unit	Dil Fac	D	Method	Prep Type
Field pH	4.93				SU	1		Field Sampling	Total/NA
Field Temperature	27.5				Degrees C	1		Field Sampling	Total/NA
Oxygen, Dissolved	2.30				mg/L	1		Field Sampling	Total/NA
Specific Conductance	285				umhos/cm	1		Field Sampling	Total/NA
Turbidity	15.6				NTU	1		Field Sampling	Total/NA

Analyte	Result	Qualifier	RL	MDL	Unit	Dil Fac	D	Method	Prep Type
Arsenic	1.7	I	2.5	1.3	ug/L	1		6020A	Total Recovera
Barium	43		5.0	1.3	ug/L	1		6020A	Total Recovera
Cadmium	1.0		0.50	0.095	ug/L	1		6020A	Total Recovera
Chromium	2.9	I	5.0	2.5	ug/L	1		6020A	Total Recovera
Cobalt	0.24	I	0.50	0.15	ug/L	1		6020A	Total Recovera
Copper	1.8	I	5.0	1.1	ug/L	1		6020A	Total Recovera
Iron	1500		100	33	ug/L	1		6020A	Total Recovera
Sodium	10		0.50	0.25	mg/L	1		6020A	Total Recovera
Vanadium	12		10	3.8	ug/L	1		6020A	Total Recovera
Chloride	22	J3	0.50	0.20	mg/L	1		300.0	Total/NA
Ammonia as N	0.11		0.020	0.010	mg/L	1		350.1	Total/NA

Analyte	Result	Qualifier	RL	RL	Unit	Dil Fac	D	Method	Prep Type
Total Dissolved Solids	180		10	10	mg/L	1		SM 2540C	Total/NA

Client Sample ID: TH-67 WACS# 20532 — Lab Sample ID: 660-44722-9

Client Sample ID: TH-67 WACS# 20532 (Continued)

Lab Sample ID: 660-44722-9

Analyte	Result	Qualifier	NONE	NONE	Unit	Dil Fac	D	Method	Prep Type
Field pH	6.07				SU	1		Field Sampling	Total/NA
Field Temperature	25.0				Degrees C	1		Field Sampling	Total/NA
Oxygen, Dissolved	1.36				mg/L	1		Field Sampling	Total/NA
Specific Conductance	403				umhos/cm	1		Field Sampling	Total/NA
Turbidity	3.82				NTU	1		Field Sampling	Total/NA

Analyte	Result	Qualifier	RL	MDL	Unit	Dil Fac	D	Method	Prep Type
Arsenic	1.4	I	2.5	1.3	ug/L	1		6020A	Total Recovera
Barium	5.6		5.0	1.3	ug/L	1		6020A	Total Recovera
Cobalt	0.56		0.50	0.15	ug/L	1		6020A	Total Recovera
Iron	6200		100	33	ug/L	1		6020A	Total Recovera
Nickel	4.5	I	5.0	2.0	ug/L	1		6020A	Total Recovera
Sodium	23		0.50	0.25	mg/L	1		6020A	Total Recovera
Vanadium	8.9	I	10	3.8	ug/L	1		6020A	Total Recovera
Zinc	9.5	I	20	8.3	ug/L	1		6020A	Total Recovera
Chloride	31		0.50	0.20	mg/L	1		300.0	Total/NA
Ammonia as N	1.1		0.020	0.010	mg/L	1		350.1	Total/NA

Analyte	Result	Qualifier	RL	RL	Unit	Dil Fac	D	Method	Prep Type
Total Dissolved Solids	240		10	10	mg/L	1		SM 2540C	Total/NA

Client Sample ID: Blank, Travel 44722

Lab Sample ID: 660-44722-10

No Detections

Client Sample Results

Client: Hillsborough County Public Utilities Dep
Project/Site: Southeast Landfill

TestAmerica Job ID: 660-44678-1

Client Sample ID: Barnes WACS# 881
Date Collected: 11/14/11 13:01
Date Received: 11/14/11 16:30

Lab Sample ID: 660-44678-1
Matrix: Water

Method: 8260B - VOC

Analyte	Result	Qualifier	RL	MDL	Unit	D	Prepared	Analyzed	Dil Fac
Acetone	9.9	U J3	20	9.9	ug/L			11/17/11 11:07	1
Acrylonitrile	1.2	U	10	1.2	ug/L			11/17/11 11:07	1
Benzene	0.50	U	1.0	0.50	ug/L			11/17/11 11:07	1
Bromochloromethane	0.58	U	1.0	0.58	ug/L			11/17/11 11:07	1
Bromodichloromethane	0.35	U	1.0	0.35	ug/L			11/17/11 11:07	1
Bromoform	0.58	U	1.0	0.58	ug/L			11/17/11 11:07	1
Bromomethane	2.5	U	5.0	2.5	ug/L			11/17/11 11:07	1
2-Butanone	8.4	U	10	8.4	ug/L			11/17/11 11:07	1
Carbon disulfide	1.0	U	2.0	1.0	ug/L			11/17/11 11:07	1
Carbon tetrachloride	0.42	U	1.0	0.42	ug/L			11/17/11 11:07	1
Chlorobenzene	0.63	U	1.0	0.63	ug/L			11/17/11 11:07	1
Chloroethane	2.5	U	5.0	2.5	ug/L			11/17/11 11:07	1
Chloroform	0.90	U	1.0	0.90	ug/L			11/17/11 11:07	1
Chloromethane	1.0	U	4.0	1.0	ug/L			11/17/11 11:07	1
cis-1,2-Dichloroethene	0.65	U	1.0	0.65	ug/L			11/17/11 11:07	1
cis-1,3-Dichloropropene	0.14	U	1.0	0.14	ug/L			11/17/11 11:07	1
Dibromochloromethane	0.34	U	1.0	0.34	ug/L			11/17/11 11:07	1
Dibromomethane	0.41	U	1.0	0.41	ug/L			11/17/11 11:07	1
1,2-Dichlorobenzene	0.44	U	1.0	0.44	ug/L			11/17/11 11:07	1
1,4-Dichlorobenzene	0.52	U	1.0	0.52	ug/L			11/17/11 11:07	1
1,1-Dichloroethane	0.52	U	1.0	0.52	ug/L			11/17/11 11:07	1
1,2-Dichloroethane	0.57	U	1.0	0.57	ug/L			11/17/11 11:07	1
1,1-Dichloroethene	0.45	U	1.0	0.45	ug/L			11/17/11 11:07	1
1,2-Dichloropropane	0.52	U	1.0	0.52	ug/L			11/17/11 11:07	1
Ethylbenzene	0.44	U	1.0	0.44	ug/L			11/17/11 11:07	1
2-Hexanone	4.4	U	10	4.4	ug/L			11/17/11 11:07	1
Iodomethane	2.5	U	5.0	2.5	ug/L			11/17/11 11:07	1
Methylene Chloride	4.0	U	5.0	4.0	ug/L			11/17/11 11:07	1
4-Methyl-2-pentanone	3.8	U	10	3.8	ug/L			11/17/11 11:07	1
Styrene	0.98	U	2.0	0.98	ug/L			11/17/11 11:07	1
1,1,1,2-Tetrachloroethane	0.63	U	1.0	0.63	ug/L			11/17/11 11:07	1
1,1,2,2-Tetrachloroethane	0.15	U	1.0	0.15	ug/L			11/17/11 11:07	1
Tetrachloroethene	0.50	U	1.0	0.50	ug/L			11/17/11 11:07	1
Toluene	0.51	U	1.0	0.51	ug/L			11/17/11 11:07	1
trans-1,4-Dichloro-2-butene	2.5	U	10	2.5	ug/L			11/17/11 11:07	1
trans-1,2-Dichloroethene	0.44	U	1.0	0.44	ug/L			11/17/11 11:07	1
trans-1,3-Dichloropropene	0.14	U	1.0	0.14	ug/L			11/17/11 11:07	1
1,1,1-Trichloroethane	0.46	U	1.0	0.46	ug/L			11/17/11 11:07	1
1,1,2-Trichloroethane	0.47	U	1.0	0.47	ug/L			11/17/11 11:07	1
Trichloroethene	0.50	U	1.0	0.50	ug/L			11/17/11 11:07	1
Trichlorofluoromethane	2.5	U	5.0	2.5	ug/L			11/17/11 11:07	1
1,2,3-Trichloropropane	0.18	U	1.0	0.18	ug/L			11/17/11 11:07	1
Vinyl acetate	1.5	U	10	1.5	ug/L			11/17/11 11:07	1
Vinyl chloride	0.50	U	1.0	0.50	ug/L			11/17/11 11:07	1
Xylenes, Total	0.50	U	3.0	0.50	ug/L			11/17/11 11:07	1

Surrogate	*%Recovery*	*Qualifier*	*Limits*	*Prepared*	*Analyzed*	*Dil Fac*
4-Bromofluorobenzene	*99*		*70 - 130*		*11/17/11 11:07*	*1*
Dibromofluoromethane	*99*		*70 - 130*		*11/17/11 11:07*	*1*
Toluene-d8 (Surr)	*103*		*70 - 130*		*11/17/11 11:07*	*1*

Client Sample Results

Client: Hillsborough County Public Utilities Dep
Project/Site: Southeast Landfill

TestAmerica Job ID: 660-44678-1

Client Sample ID: Barnes WACS# 881
Date Collected: 11/14/11 13:01
Date Received: 11/14/11 16:30

Lab Sample ID: 660-44678-1
Matrix: Water

Method: 8011 - EDB and DBCP in Water by Microextraction

Analyte	Result	Qualifier	RL	MDL	Unit	D	Prepared	Analyzed	Dil Fac
1,2-Dibromo-3-Chloropropane	0.0097	U	0.019	0.0097	ug/L		11/17/11 13:50	11/17/11 19:41	1
Ethylene Dibromide	0.0097	U	0.019	0.0097	ug/L		11/17/11 13:50	11/17/11 19:41	1

Surrogate	*%Recovery*	*Qualifier*	*Limits*	*Prepared*	*Analyzed*	*Dil Fac*
1,1,1,2-Tetrachloroethane	*73*		*60 - 140*	*11/17/11 13:50*	*11/17/11 19:41*	*1*

Method: 6020A - Metals (ICP/MS) - Total Recoverable

Analyte	Result	Qualifier	RL	MDL	Unit	D	Prepared	Analyzed	Dil Fac
Antimony	2.3	U	5.0	2.3	ug/L		11/29/11 10:25	11/29/11 20:20	1
Arsenic	1.3	U	2.5	1.3	ug/L		11/29/11 10:25	11/29/11 20:20	1
Barium	**5.3**		5.0	1.3	ug/L		11/29/11 10:25	11/29/11 20:20	1
Beryllium	0.25	U	0.50	0.25	ug/L		11/29/11 10:25	11/29/11 20:20	1
Cadmium	**0.11**	**I**	0.50	0.095	ug/L		11/29/11 10:25	11/29/11 20:20	1
Chromium	2.5	U	5.0	2.5	ug/L		11/29/11 10:25	11/29/11 20:20	1
Cobalt	0.15	U	0.50	0.15	ug/L		11/29/11 10:25	11/29/11 20:20	1
Copper	1.1	U	5.0	1.1	ug/L		11/29/11 10:25	11/29/11 20:20	1
Iron	**44**	**I J3**	100	33	ug/L		11/29/11 10:25	11/29/11 20:20	1
Lead	**2.0**		1.5	0.20	ug/L		11/29/11 10:25	11/29/11 20:20	1
Nickel	2.0	U	5.0	2.0	ug/L		11/29/11 10:25	11/29/11 20:20	1
Selenium	1.0	U	2.5	1.0	ug/L		11/29/11 10:25	11/29/11 20:20	1
Silver	0.25	U	1.0	0.25	ug/L		11/29/11 10:25	11/29/11 20:20	1
Sodium	**16**		0.50	0.25	mg/L		11/29/11 10:25	11/29/11 20:20	1
Thallium	0.50	U	1.0	0.50	ug/L		11/29/11 10:25	11/29/11 20:20	1
Vanadium	3.8	U	10	3.8	ug/L		11/29/11 10:25	11/29/11 20:20	1
Zinc	**280**		20	8.3	ug/L		11/29/11 10:25	11/29/11 20:20	1

Method: 7470A - Mercury

Analyte	Result	Qualifier	RL	MDL	Unit	D	Prepared	Analyzed	Dil Fac
Mercury	0.091	U	0.20	0.091	ug/L		11/16/11 15:05	11/18/11 19:12	1

General Chemistry

Analyte	Result	Qualifier	RL	MDL	Unit	D	Prepared	Analyzed	Dil Fac
Chloride	**6.4**		0.50	0.20	mg/L			11/29/11 13:16	1
Ammonia as N	**0.077**		0.020	0.010	mg/L			11/23/11 11:01	1
Nitrate as N	**0.20**	**I**	0.50	0.10	mg/L			11/16/11 10:14	1
Total Organic Carbon	**1.6**		1.0	0.35	mg/L			11/16/11 16:08	1

Analyte	Result	Qualifier	RL	RL	Unit	D	Prepared	Analyzed	Dil Fac
Total Dissolved Solids	**210**		5.0	5.0	mg/L			11/16/11 14:38	1
Total Suspended Solids	1.0	U	1.0	1.0	mg/L			11/18/11 10:30	1

Method: Field Sampling - Field Sampling

Analyte	Result	Qualifier	NONE	NONE	Unit	D	Prepared	Analyzed	Dil Fac
Field pH	**7.48**				SU			11/14/11 13:01	1
Field Temperature	**25.2**				Degrees C			11/14/11 13:01	1
Oxygen, Dissolved	**3.36**				mg/L			11/14/11 13:01	1
Specific Conductance	**308**				umhos/cm			11/14/11 13:01	1
Turbidity	**1.15**				NTU			11/14/11 13:01	1

Client: Hillsborough County Public Utilities Dep
Project/Site: Southeast Landfill

TestAmerica Job ID: 660-44678-1

Client Sample ID: Holland WACS# 883
Date Collected: 11/14/11 11:14
Date Received: 11/14/11 16:30

Lab Sample ID: 660-44678-3
Matrix: Water

Method: 8260B - VOC

Analyte	Result	Qualifier	RL	MDL	Unit	D	Prepared	Analyzed	Dil Fac
Acetone	9.9	U J3	20	9.9	ug/L			11/17/11 12:58	1
Acrylonitrile	1.2	U	10	1.2	ug/L			11/17/11 12:58	1
Benzene	0.50	U	1.0	0.50	ug/L			11/17/11 12:58	1
Bromochloromethane	0.58	U	1.0	0.58	ug/L			11/17/11 12:58	1
Bromodichloromethane	0.35	U	1.0	0.35	ug/L			11/17/11 12:58	1
Bromoform	0.58	U	1.0	0.58	ug/L			11/17/11 12:58	1
Bromomethane	2.5	U	5.0	2.5	ug/L			11/17/11 12:58	1
2-Butanone	8.4	U	10	8.4	ug/L			11/17/11 12:58	1
Carbon disulfide	1.0	U	2.0	1.0	ug/L			11/17/11 12:58	1
Carbon tetrachloride	0.42	U	1.0	0.42	ug/L			11/17/11 12:58	1
Chlorobenzene	0.63	U	1.0	0.63	ug/L			11/17/11 12:58	1
Chloroethane	2.5	U	5.0	2.5	ug/L			11/17/11 12:58	1
Chloroform	0.90	U	1.0	0.90	ug/L			11/17/11 12:58	1
Chloromethane	1.0	U	4.0	1.0	ug/L			11/17/11 12:58	1
cis-1,2-Dichloroethene	0.65	U	1.0	0.65	ug/L			11/17/11 12:58	1
cis-1,3-Dichloropropene	0.14	U	1.0	0.14	ug/L			11/17/11 12:58	1
Dibromochloromethane	0.34	U	1.0	0.34	ug/L			11/17/11 12:58	1
Dibromomethane	0.41	U	1.0	0.41	ug/L			11/17/11 12:58	1
1,2-Dichlorobenzene	0.44	U	1.0	0.44	ug/L			11/17/11 12:58	1
1,4-Dichlorobenzene	0.52	U	1.0	0.52	ug/L			11/17/11 12:58	1
1,1-Dichloroethane	0.52	U	1.0	0.52	ug/L			11/17/11 12:58	1
1,2-Dichloroethane	0.57	U	1.0	0.57	ug/L			11/17/11 12:58	1
1,1-Dichloroethene	0.45	U	1.0	0.45	ug/L			11/17/11 12:58	1
1,2-Dichloropropane	0.52	U	1.0	0.52	ug/L			11/17/11 12:58	1
Ethylbenzene	0.44	U	1.0	0.44	ug/L			11/17/11 12:58	1
2-Hexanone	4.4	U	10	4.4	ug/L			11/17/11 12:58	1
Iodomethane	2.5	U	5.0	2.5	ug/L			11/17/11 12:58	1
Methylene Chloride	4.0	U	5.0	4.0	ug/L			11/17/11 12:58	1
4-Methyl-2-pentanone	3.8	U	10	3.8	ug/L			11/17/11 12:58	1
Styrene	0.98	U	2.0	0.98	ug/L			11/17/11 12:58	1
1,1,1,2-Tetrachloroethane	0.63	U	1.0	0.63	ug/L			11/17/11 12:58	1
1,1,2,2-Tetrachloroethane	0.15	U	1.0	0.15	ug/L			11/17/11 12:58	1
Tetrachloroethene	0.50	U	1.0	0.50	ug/L			11/17/11 12:58	1
Toluene	0.51	U	1.0	0.51	ug/L			11/17/11 12:58	1
trans-1,4-Dichloro-2-butene	2.5	U	10	2.5	ug/L			11/17/11 12:58	1
trans-1,2-Dichloroethene	0.44	U	1.0	0.44	ug/L			11/17/11 12:58	1
trans-1,3-Dichloropropene	0.14	U	1.0	0.14	ug/L			11/17/11 12:58	1
1,1,1-Trichloroethane	0.46	U	1.0	0.46	ug/L			11/17/11 12:58	1
1,1,2-Trichloroethane	0.47	U	1.0	0.47	ug/L			11/17/11 12:58	1
Trichloroethene	0.50	U	1.0	0.50	ug/L			11/17/11 12:58	1
Trichlorofluoromethane	2.5	U	5.0	2.5	ug/L			11/17/11 12:58	1
1,2,3-Trichloropropane	0.18	U	1.0	0.18	ug/L			11/17/11 12:58	1
Vinyl acetate	1.5	U	10	1.5	ug/L			11/17/11 12:58	1
Vinyl chloride	0.50	U	1.0	0.50	ug/L			11/17/11 12:58	1
Xylenes, Total	0.50	U	3.0	0.50	ug/L			11/17/11 12:58	1

Surrogate	*%Recovery*	*Qualifier*	*Limits*	*Prepared*	*Analyzed*	*Dil Fac*
4-Bromofluorobenzene	*99*		*70 - 130*		*11/17/11 12:58*	*1*
Dibromofluoromethane	*97*		*70 - 130*		*11/17/11 12:58*	*1*
Toluene-d8 (Surr)	*104*		*70 - 130*		*11/17/11 12:58*	*1*

Client Sample Results

Client: Hillsborough County Public Utilities Dep
Project/Site: Southeast Landfill

TestAmerica Job ID: 660-44678-1

Client Sample ID: Holland WACS# 883
Date Collected: 11/14/11 11:14
Date Received: 11/14/11 16:30

Lab Sample ID: 660-44678-3
Matrix: Water

Method: 8011 - EDB and DBCP in Water by Microextraction

Analyte	Result	Qualifier	RL	MDL	Unit	D	Prepared	Analyzed	Dil Fac
1,2-Dibromo-3-Chloropropane	0.0099	U	0.020	0.0099	ug/L		11/17/11 13:50	11/17/11 20:22	1
Ethylene Dibromide	0.0099	U	0.020	0.0099	ug/L		11/17/11 13:50	11/17/11 20:22	1

Surrogate	*%Recovery*	*Qualifier*	*Limits*	*Prepared*	*Analyzed*	*Dil Fac*
1,1,1,2-Tetrachloroethane	*79*		*60 - 140*	*11/17/11 13:50*	*11/17/11 20:22*	*1*

Method: 6020A - Metals (ICP/MS) - Total Recoverable

Analyte	Result	Qualifier	RL	MDL	Unit	D	Prepared	Analyzed	Dil Fac
Antimony	2.3	U	5.0	2.3	ug/L		11/29/11 10:25	11/29/11 20:35	1
Arsenic	1.3	U	2.5	1.3	ug/L		11/29/11 10:25	11/29/11 20:35	1
Barium	**4.5**	**I**	5.0	1.3	ug/L		11/29/11 10:25	11/29/11 20:35	1
Beryllium	0.25	U	0.50	0.25	ug/L		11/29/11 10:25	11/29/11 20:35	1
Cadmium	0.095	U	0.50	0.095	ug/L		11/29/11 10:25	11/29/11 20:35	1
Chromium	2.5	U	5.0	2.5	ug/L		11/29/11 10:25	11/29/11 20:35	1
Cobalt	0.15	U	0.50	0.15	ug/L		11/29/11 10:25	11/29/11 20:35	1
Copper	1.1	U	5.0	1.1	ug/L		11/29/11 10:25	11/29/11 20:35	1
Iron	**1700**	**J3**	100	33	ug/L		11/29/11 10:25	11/29/11 20:35	1
Lead	0.20	U	1.5	0.20	ug/L		11/29/11 10:25	11/29/11 20:35	1
Nickel	**6.3**		5.0	2.0	ug/L		11/29/11 10:25	11/29/11 20:35	1
Selenium	1.0	U	2.5	1.0	ug/L		11/29/11 10:25	11/29/11 20:35	1
Silver	0.25	U	1.0	0.25	ug/L		11/29/11 10:25	11/29/11 20:35	1
Sodium	**6.1**		0.50	0.25	mg/L		11/29/11 10:25	11/29/11 20:35	1
Thallium	0.50	U	1.0	0.50	ug/L		11/29/11 10:25	11/29/11 20:35	1
Vanadium	3.8	U	10	3.8	ug/L		11/29/11 10:25	11/29/11 20:35	1
Zinc	**15**	**I**	20	8.3	ug/L		11/29/11 10:25	11/29/11 20:35	1

Method: 7470A - Mercury

Analyte	Result	Qualifier	RL	MDL	Unit	D	Prepared	Analyzed	Dil Fac
Mercury	0.091	U	0.20	0.091	ug/L		11/16/11 15:05	11/18/11 19:20	1

General Chemistry

Analyte	Result	Qualifier	RL	MDL	Unit	D	Prepared	Analyzed	Dil Fac
Chloride	**20**		0.50	0.20	mg/L			11/29/11 13:49	1
Ammonia as N	**0.098**		0.020	0.010	mg/L			11/23/11 11:42	1
Nitrate as N	0.10	U	0.50	0.10	mg/L			11/16/11 10:20	1
Total Organic Carbon	**1.2**		1.0	0.35	mg/L			11/16/11 16:20	1

Analyte	Result	Qualifier	RL	RL	Unit	D	Prepared	Analyzed	Dil Fac
Total Dissolved Solids	**190**		10	10	mg/L			11/16/11 14:44	1
Total Suspended Solids	**3.2**		1.0	1.0	mg/L			11/18/11 10:30	1

Method: Field Sampling - Field Sampling

Analyte	Result	Qualifier	NONE	NONE	Unit	D	Prepared	Analyzed	Dil Fac
Field pH	**7.11**				SU			11/14/11 11:14	1
Field Temperature	**24.1**				Degrees C			11/14/11 11:14	1
Oxygen, Dissolved	**0.08**				mg/L			11/14/11 11:14	1
Specific Conductance	**352**				umhos/cm			11/14/11 11:14	1
Turbidity	**0.21**				NTU			11/14/11 11:14	1

Client Sample Results

Client: Hillsborough County Public Utilities Dep
Project/Site: Southeast Landfill

TestAmerica Job ID: 660-44678-1

Client Sample ID: Weeks WACS# 914
Date Collected: 11/14/11 10:34
Date Received: 11/14/11 16:30

Lab Sample ID: 660-44678-4
Matrix: Water

Method: 8260B - VOC

Analyte	Result	Qualifier	RL	MDL	Unit	D	Prepared	Analyzed	Dil Fac
Acetone	9.9	U J3	20	9.9	ug/L			11/17/11 13:20	1
Acrylonitrile	1.2	U	10	1.2	ug/L			11/17/11 13:20	1
Benzene	0.50	U	1.0	0.50	ug/L			11/17/11 13:20	1
Bromochloromethane	0.58	U	1.0	0.58	ug/L			11/17/11 13:20	1
Bromodichloromethane	0.35	U	1.0	0.35	ug/L			11/17/11 13:20	1
Bromoform	0.58	U	1.0	0.58	ug/L			11/17/11 13:20	1
Bromomethane	2.5	U	5.0	2.5	ug/L			11/17/11 13:20	1
2-Butanone	8.4	U	10	8.4	ug/L			11/17/11 13:20	1
Carbon disulfide	1.0	U	2.0	1.0	ug/L			11/17/11 13:20	1
Carbon tetrachloride	0.42	U	1.0	0.42	ug/L			11/17/11 13:20	1
Chlorobenzene	0.63	U	1.0	0.63	ug/L			11/17/11 13:20	1
Chloroethane	2.5	U	5.0	2.5	ug/L			11/17/11 13:20	1
Chloroform	0.90	U	1.0	0.90	ug/L			11/17/11 13:20	1
Chloromethane	1.0	U	4.0	1.0	ug/L			11/17/11 13:20	1
cis-1,2-Dichloroethene	0.65	U	1.0	0.65	ug/L			11/17/11 13:20	1
cis-1,3-Dichloropropene	0.14	U	1.0	0.14	ug/L			11/17/11 13:20	1
Dibromochloromethane	0.34	U	1.0	0.34	ug/L			11/17/11 13:20	1
Dibromomethane	0.41	U	1.0	0.41	ug/L			11/17/11 13:20	1
1,2-Dichlorobenzene	0.44	U	1.0	0.44	ug/L			11/17/11 13:20	1
1,4-Dichlorobenzene	0.52	U	1.0	0.52	ug/L			11/17/11 13:20	1
1,1-Dichloroethane	0.52	U	1.0	0.52	ug/L			11/17/11 13:20	1
1,2-Dichloroethane	0.57	U	1.0	0.57	ug/L			11/17/11 13:20	1
1,1-Dichloroethene	0.45	U	1.0	0.45	ug/L			11/17/11 13:20	1
1,2-Dichloropropane	0.52	U	1.0	0.52	ug/L			11/17/11 13:20	1
Ethylbenzene	0.44	U	1.0	0.44	ug/L			11/17/11 13:20	1
2-Hexanone	4.4	U	10	4.4	ug/L			11/17/11 13:20	1
Iodomethane	2.5	U	5.0	2.5	ug/L			11/17/11 13:20	1
Methylene Chloride	4.0	U	5.0	4.0	ug/L			11/17/11 13:20	1
4-Methyl-2-pentanone	3.8	U	10	3.8	ug/L			11/17/11 13:20	1
Styrene	0.98	U	2.0	0.98	ug/L			11/17/11 13:20	1
1,1,1,2-Tetrachloroethane	0.63	U	1.0	0.63	ug/L			11/17/11 13:20	1
1,1,2,2-Tetrachloroethane	0.15	U	1.0	0.15	ug/L			11/17/11 13:20	1
Tetrachloroethene	0.50	U	1.0	0.50	ug/L			11/17/11 13:20	1
Toluene	0.51	U	1.0	0.51	ug/L			11/17/11 13:20	1
trans-1,4-Dichloro-2-butene	2.5	U	10	2.5	ug/L			11/17/11 13:20	1
trans-1,2-Dichloroethene	0.44	U	1.0	0.44	ug/L			11/17/11 13:20	1
trans-1,3-Dichloropropene	0.14	U	1.0	0.14	ug/L			11/17/11 13:20	1
1,1,1-Trichloroethane	0.46	U	1.0	0.46	ug/L			11/17/11 13:20	1
1,1,2-Trichloroethane	0.47	U	1.0	0.47	ug/L			11/17/11 13:20	1
Trichloroethene	0.50	U	1.0	0.50	ug/L			11/17/11 13:20	1
Trichlorofluoromethane	2.5	U	5.0	2.5	ug/L			11/17/11 13:20	1
1,2,3-Trichloropropane	0.18	U	1.0	0.18	ug/L			11/17/11 13:20	1
Vinyl acetate	1.5	U	10	1.5	ug/L			11/17/11 13:20	1
Vinyl chloride	0.50	U	1.0	0.50	ug/L			11/17/11 13:20	1
Xylenes, Total	0.50	U	3.0	0.50	ug/L			11/17/11 13:20	1

Surrogate	*%Recovery*	*Qualifier*	*Limits*	*Prepared*	*Analyzed*	*Dil Fac*
4-Bromofluorobenzene	*101*		*70 - 130*		*11/17/11 13:20*	*1*
Dibromofluoromethane	*100*		*70 - 130*		*11/17/11 13:20*	*1*
Toluene-d8 (Surr)	*104*		*70 - 130*		*11/17/11 13:20*	*1*

Client Sample Results

Client: Hillsborough County Public Utilities Dep
Project/Site: Southeast Landfill

TestAmerica Job ID: 660-44678-1

Client Sample ID: Weeks WACS# 914
Date Collected: 11/14/11 10:34
Date Received: 11/14/11 16:30

Lab Sample ID: 660-44678-4
Matrix: Water

Method: 8011 - EDB and DBCP in Water by Microextraction

Analyte	Result	Qualifier	RL	MDL	Unit	D	Prepared	Analyzed	Dil Fac
1,2-Dibromo-3-Chloropropane	0.0099	U	0.020	0.0099	ug/L		11/17/11 13:50	11/17/11 20:43	1
Ethylene Dibromide	0.0099	U	0.020	0.0099	ug/L		11/17/11 13:50	11/17/11 20:43	1

Surrogate	*%Recovery*	*Qualifier*	*Limits*	*Prepared*	*Analyzed*	*Dil Fac*
1,1,1,2-Tetrachloroethane	*85*		*60 - 140*	*11/17/11 13:50*	*11/17/11 20:43*	*1*

Method: 6020A - Metals (ICP/MS) - Total Recoverable

Analyte	Result	Qualifier	RL	MDL	Unit	D	Prepared	Analyzed	Dil Fac
Antimony	2.3	U	5.0	2.3	ug/L		11/29/11 10:25	11/29/11 20:43	1
Arsenic	**4.0**		2.5	1.3	ug/L		11/29/11 10:25	11/29/11 20:43	1
Barium	**5.4**		5.0	1.3	ug/L		11/29/11 10:25	11/29/11 20:43	1
Beryllium	0.25	U	0.50	0.25	ug/L		11/29/11 10:25	11/29/11 20:43	1
Cadmium	0.095	U	0.50	0.095	ug/L		11/29/11 10:25	11/29/11 20:43	1
Chromium	2.5	U	5.0	2.5	ug/L		11/29/11 10:25	11/29/11 20:43	1
Cobalt	0.15	U	0.50	0.15	ug/L		11/29/11 10:25	11/29/11 20:43	1
Copper	1.1	U	5.0	1.1	ug/L		11/29/11 10:25	11/29/11 20:43	1
Iron	**530**	**J3**	100	33	ug/L		11/29/11 10:25	11/29/11 20:43	1
Lead	**0.63**	**I**	1.5	0.20	ug/L		11/29/11 10:25	11/29/11 20:43	1
Nickel	2.0	U	5.0	2.0	ug/L		11/29/11 10:25	11/29/11 20:43	1
Selenium	1.0	U	2.5	1.0	ug/L		11/29/11 10:25	11/29/11 20:43	1
Silver	0.25	U	1.0	0.25	ug/L		11/29/11 10:25	11/29/11 20:43	1
Sodium	**8.8**		0.50	0.25	mg/L		11/29/11 10:25	11/29/11 20:43	1
Thallium	0.50	U	1.0	0.50	ug/L		11/29/11 10:25	11/29/11 20:43	1
Vanadium	3.8	U	10	3.8	ug/L		11/29/11 10:25	11/29/11 20:43	1
Zinc	**80**		20	8.3	ug/L		11/29/11 10:25	11/29/11 20:43	1

Method: 7470A - Mercury

Analyte	Result	Qualifier	RL	MDL	Unit	D	Prepared	Analyzed	Dil Fac
Mercury	0.091	U	0.20	0.091	ug/L		11/16/11 15:05	11/18/11 19:23	1

General Chemistry

Analyte	Result	Qualifier	RL	MDL	Unit	D	Prepared	Analyzed	Dil Fac
Chloride	**41**		0.50	0.20	mg/L			11/29/11 14:05	1
Ammonia as N	**0.14**		0.020	0.010	mg/L			11/23/11 11:43	1
Nitrate as N	0.10	U	0.50	0.10	mg/L			11/16/11 10:21	1
Total Organic Carbon	**2.6**		1.0	0.35	mg/L			11/16/11 16:34	1

Analyte	Result	Qualifier	RL	RL	Unit	D	Prepared	Analyzed	Dil Fac
Total Dissolved Solids	**270**		10	10	mg/L			11/16/11 14:44	1
Total Suspended Solids	**1.2**		1.0	1.0	mg/L			11/18/11 10:30	1

Method: Field Sampling - Field Sampling

Analyte	Result	Qualifier	NONE	NONE	Unit	D	Prepared	Analyzed	Dil Fac
Field pH	**7.04**				SU			11/14/11 10:34	1
Field Temperature	**23.9**				Degrees C			11/14/11 10:34	1
Oxygen, Dissolved	**1.68**				mg/L			11/14/11 10:34	1
Specific Conductance	**487**				umhos/cm			11/14/11 10:34	1
Turbidity	**0.78**				NTU			11/14/11 10:34	1

Client: Hillsborough County Public Utilities Dep
Project/Site: Southeast Landfill

TestAmerica Job ID: 660-44678-1

Client Sample ID: Blank, Equipment 44678
Date Collected: 11/14/11 10:10
Date Received: 11/14/11 16:30

Lab Sample ID: 660-44678-5
Matrix: Water

Method: 8260B - VOC

Analyte	Result	Qualifier	RL	MDL	Unit	D	Prepared	Analyzed	Dil Fac
Acetone	9.9	U J3	20	9.9	ug/L			11/17/11 10:45	1
Acrylonitrile	1.2	U	10	1.2	ug/L			11/17/11 10:45	1
Benzene	0.50	U	1.0	0.50	ug/L			11/17/11 10:45	1
Bromochloromethane	0.58	U	1.0	0.58	ug/L			11/17/11 10:45	1
Bromodichloromethane	0.35	U	1.0	0.35	ug/L			11/17/11 10:45	1
Bromoform	0.58	U	1.0	0.58	ug/L			11/17/11 10:45	1
Bromomethane	2.5	U	5.0	2.5	ug/L			11/17/11 10:45	1
2-Butanone	8.4	U	10	8.4	ug/L			11/17/11 10:45	1
Carbon disulfide	1.0	U	2.0	1.0	ug/L			11/17/11 10:45	1
Carbon tetrachloride	0.42	U	1.0	0.42	ug/L			11/17/11 10:45	1
Chlorobenzene	0.63	U	1.0	0.63	ug/L			11/17/11 10:45	1
Chloroethane	2.5	U	5.0	2.5	ug/L			11/17/11 10:45	1
Chloroform	0.90	U	1.0	0.90	ug/L			11/17/11 10:45	1
Chloromethane	1.0	U	4.0	1.0	ug/L			11/17/11 10:45	1
cis-1,2-Dichloroethene	0.65	U	1.0	0.65	ug/L			11/17/11 10:45	1
cis-1,3-Dichloropropene	0.14	U	1.0	0.14	ug/L			11/17/11 10:45	1
Dibromochloromethane	0.34	U	1.0	0.34	ug/L			11/17/11 10:45	1
Dibromomethane	0.41	U	1.0	0.41	ug/L			11/17/11 10:45	1
1,2-Dichlorobenzene	0.44	U	1.0	0.44	ug/L			11/17/11 10:45	1
1,4-Dichlorobenzene	0.52	U	1.0	0.52	ug/L			11/17/11 10:45	1
1,1-Dichloroethane	0.52	U	1.0	0.52	ug/L			11/17/11 10:45	1
1,2-Dichloroethane	0.57	U	1.0	0.57	ug/L			11/17/11 10:45	1
1,1-Dichloroethene	0.45	U	1.0	0.45	ug/L			11/17/11 10:45	1
1,2-Dichloropropane	0.52	U	1.0	0.52	ug/L			11/17/11 10:45	1
Ethylbenzene	0.44	U	1.0	0.44	ug/L			11/17/11 10:45	1
2-Hexanone	4.4	U	10	4.4	ug/L			11/17/11 10:45	1
Iodomethane	2.5	U	5.0	2.5	ug/L			11/17/11 10:45	1
Methylene Chloride	4.0	U	5.0	4.0	ug/L			11/17/11 10:45	1
4-Methyl-2-pentanone	3.8	U	10	3.8	ug/L			11/17/11 10:45	1
Styrene	0.98	U	2.0	0.98	ug/L			11/17/11 10:45	1
1,1,1,2-Tetrachloroethane	0.63	U	1.0	0.63	ug/L			11/17/11 10:45	1
1,1,2,2-Tetrachloroethane	0.15	U	1.0	0.15	ug/L			11/17/11 10:45	1
Tetrachloroethene	0.50	U	1.0	0.50	ug/L			11/17/11 10:45	1
Toluene	0.51	U	1.0	0.51	ug/L			11/17/11 10:45	1
trans-1,4-Dichloro-2-butene	2.5	U	10	2.5	ug/L			11/17/11 10:45	1
trans-1,2-Dichloroethene	0.44	U	1.0	0.44	ug/L			11/17/11 10:45	1
trans-1,3-Dichloropropene	0.14	U	1.0	0.14	ug/L			11/17/11 10:45	1
1,1,1-Trichloroethane	0.46	U	1.0	0.46	ug/L			11/17/11 10:45	1
1,1,2-Trichloroethane	0.47	U	1.0	0.47	ug/L			11/17/11 10:45	1
Trichloroethene	0.50	U	1.0	0.50	ug/L			11/17/11 10:45	1
Trichlorofluoromethane	2.5	U	5.0	2.5	ug/L			11/17/11 10:45	1
1,2,3-Trichloropropane	0.18	U	1.0	0.18	ug/L			11/17/11 10:45	1
Vinyl acetate	1.5	U	10	1.5	ug/L			11/17/11 10:45	1
Vinyl chloride	0.50	U	1.0	0.50	ug/L			11/17/11 10:45	1
Xylenes, Total	0.50	U	3.0	0.50	ug/L			11/17/11 10:45	1

Surrogate	*%Recovery*	*Qualifier*	*Limits*	*Prepared*	*Analyzed*	*Dil Fac*
4-Bromofluorobenzene	*100*		*70 - 130*		*11/17/11 10:45*	*1*
Dibromofluoromethane	*98*		*70 - 130*		*11/17/11 10:45*	*1*
Toluene-d8 (Surr)	*102*		*70 - 130*		*11/17/11 10:45*	*1*

Client Sample Results

Client: Hillsborough County Public Utilities Dep
Project/Site: Southeast Landfill

TestAmerica Job ID: 660-44678-1

Client Sample ID: Blank, Equipment 44678
Date Collected: 11/14/11 10:10
Date Received: 11/14/11 16:30

Lab Sample ID: 660-44678-5
Matrix: Water

Method: 8011 - EDB and DBCP in Water by Microextraction

Analyte	Result	Qualifier	RL	MDL	Unit	D	Prepared	Analyzed	Dil Fac
1,2-Dibromo-3-Chloropropane	0.0099	U	0.020	0.0099	ug/L		11/17/11 13:50	11/17/11 21:04	1
Ethylene Dibromide	0.0099	U	0.020	0.0099	ug/L		11/17/11 13:50	11/17/11 21:04	1

Surrogate	*%Recovery*	*Qualifier*	*Limits*	*Prepared*	*Analyzed*	*Dil Fac*
1,1,1,2-Tetrachloroethane	*106*		*60 - 140*	*11/17/11 13:50*	*11/17/11 21:04*	*1*

Method: 6020A - Metals (ICP/MS) - Total Recoverable

Analyte	Result	Qualifier	RL	MDL	Unit	D	Prepared	Analyzed	Dil Fac
Antimony	2.3	U	5.0	2.3	ug/L		11/29/11 10:25	11/29/11 20:50	1
Arsenic	1.3	U	2.5	1.3	ug/L		11/29/11 10:25	11/29/11 20:50	1
Barium	1.3	U	5.0	1.3	ug/L		11/29/11 10:25	11/29/11 20:50	1
Beryllium	0.25	U	0.50	0.25	ug/L		11/29/11 10:25	11/29/11 20:50	1
Cadmium	0.095	U	0.50	0.095	ug/L		11/29/11 10:25	11/29/11 20:50	1
Chromium	2.5	U	5.0	2.5	ug/L		11/29/11 10:25	11/29/11 20:50	1
Cobalt	0.15	U	0.50	0.15	ug/L		11/29/11 10:25	11/29/11 20:50	1
Copper	1.1	U	5.0	1.1	ug/L		11/29/11 10:25	11/29/11 20:50	1
Iron	33	U J3	100	33	ug/L		11/29/11 10:25	11/29/11 20:50	1
Lead	0.20	U	1.5	0.20	ug/L		11/29/11 10:25	11/29/11 20:50	1
Nickel	2.0	U	5.0	2.0	ug/L		11/29/11 10:25	11/29/11 20:50	1
Selenium	1.0	U	2.5	1.0	ug/L		11/29/11 10:25	11/29/11 20:50	1
Silver	0.25	U	1.0	0.25	ug/L		11/29/11 10:25	11/29/11 20:50	1
Sodium	0.25	U	0.50	0.25	mg/L		11/29/11 10:25	11/29/11 20:50	1
Thallium	0.50	U	1.0	0.50	ug/L		11/29/11 10:25	11/29/11 20:50	1
Vanadium	3.8	U	10	3.8	ug/L		11/29/11 10:25	11/29/11 20:50	1
Zinc	8.3	U	20	8.3	ug/L		11/29/11 10:25	11/29/11 20:50	1

Method: 7470A - Mercury

Analyte	Result	Qualifier	RL	MDL	Unit	D	Prepared	Analyzed	Dil Fac
Mercury	0.091	U	0.20	0.091	ug/L		11/16/11 15:05	11/18/11 19:26	1

General Chemistry

Analyte	Result	Qualifier	RL	MDL	Unit	D	Prepared	Analyzed	Dil Fac
Chloride	0.20	U	0.50	0.20	mg/L			11/29/11 14:22	1
Ammonia as N	**0.048**		0.020	0.010	mg/L			11/23/11 11:44	1
Nitrate as N	0.10	U Q	0.50	0.10	mg/L			11/16/11 10:17	1
Total Organic Carbon	0.35	U	1.0	0.35	mg/L			11/16/11 16:45	1

Analyte	Result	Qualifier	RL	RL	Unit	D	Prepared	Analyzed	Dil Fac
Total Dissolved Solids	5.0	U	5.0	5.0	mg/L			11/16/11 14:45	1
Total Suspended Solids	1.0	U	1.0	1.0	mg/L			11/18/11 10:30	1

Client Sample ID: Keene Jr WACS# 28079
Date Collected: 11/14/11 12:11
Date Received: 11/14/11 16:30

Lab Sample ID: 660-44678-6
Matrix: Water

Method: 8260B - VOC

Analyte	Result	Qualifier	RL	MDL	Unit	D	Prepared	Analyzed	Dil Fac
Acetone	9.9	U J3	20	9.9	ug/L			11/17/11 13:43	1
Acrylonitrile	1.2	U	10	1.2	ug/L			11/17/11 13:43	1
Benzene	0.50	U	1.0	0.50	ug/L			11/17/11 13:43	1
Bromochloromethane	0.58	U	1.0	0.58	ug/L			11/17/11 13:43	1
Bromodichloromethane	0.35	U	1.0	0.35	ug/L			11/17/11 13:43	1
Bromoform	0.58	U	1.0	0.58	ug/L			11/17/11 13:43	1
Bromomethane	2.5	U	5.0	2.5	ug/L			11/17/11 13:43	1
2-Butanone	8.4	U	10	8.4	ug/L			11/17/11 13:43	1
Carbon disulfide	1.0	U	2.0	1.0	ug/L			11/17/11 13:43	1
Carbon tetrachloride	0.42	U	1.0	0.42	ug/L			11/17/11 13:43	1
Chlorobenzene	0.63	U	1.0	0.63	ug/L			11/17/11 13:43	1
Chloroethane	2.5	U	5.0	2.5	ug/L			11/17/11 13:43	1
Chloroform	0.90	U	1.0	0.90	ug/L			11/17/11 13:43	1
Chloromethane	1.0	U	4.0	1.0	ug/L			11/17/11 13:43	1
cis-1,2-Dichloroethene	0.65	U	1.0	0.65	ug/L			11/17/11 13:43	1
cis-1,3-Dichloropropene	0.14	U	1.0	0.14	ug/L			11/17/11 13:43	1
Dibromochloromethane	0.34	U	1.0	0.34	ug/L			11/17/11 13:43	1
Dibromomethane	0.41	U	1.0	0.41	ug/L			11/17/11 13:43	1
1,2-Dichlorobenzene	0.44	U	1.0	0.44	ug/L			11/17/11 13:43	1
1,4-Dichlorobenzene	0.52	U	1.0	0.52	ug/L			11/17/11 13:43	1
1,1-Dichloroethane	0.52	U	1.0	0.52	ug/L			11/17/11 13:43	1
1,2-Dichloroethane	0.57	U	1.0	0.57	ug/L			11/17/11 13:43	1
1,1-Dichloroethene	0.45	U	1.0	0.45	ug/L			11/17/11 13:43	1
1,2-Dichloropropane	0.52	U	1.0	0.52	ug/L			11/17/11 13:43	1
Ethylbenzene	0.44	U	1.0	0.44	ug/L			11/17/11 13:43	1
2-Hexanone	4.4	U	10	4.4	ug/L			11/17/11 13:43	1
Iodomethane	2.5	U	5.0	2.5	ug/L			11/17/11 13:43	1
Methylene Chloride	4.0	U	5.0	4.0	ug/L			11/17/11 13:43	1
4-Methyl-2-pentanone	3.8	U	10	3.8	ug/L			11/17/11 13:43	1
Styrene	0.98	U	2.0	0.98	ug/L			11/17/11 13:43	1
1,1,1,2-Tetrachloroethane	0.63	U	1.0	0.63	ug/L			11/17/11 13:43	1
1,1,2,2-Tetrachloroethane	0.15	U	1.0	0.15	ug/L			11/17/11 13:43	1
Tetrachloroethene	0.50	U	1.0	0.50	ug/L			11/17/11 13:43	1
Toluene	0.51	U	1.0	0.51	ug/L			11/17/11 13:43	1
trans-1,4-Dichloro-2-butene	2.5	U	10	2.5	ug/L			11/17/11 13:43	1
trans-1,2-Dichloroethene	0.44	U	1.0	0.44	ug/L			11/17/11 13:43	1
trans-1,3-Dichloropropene	0.14	U	1.0	0.14	ug/L			11/17/11 13:43	1
1,1,1-Trichloroethane	0.46	U	1.0	0.46	ug/L			11/17/11 13:43	1
1,1,2-Trichloroethane	0.47	U	1.0	0.47	ug/L			11/17/11 13:43	1
Trichloroethene	0.50	U	1.0	0.50	ug/L			11/17/11 13:43	1
Trichlorofluoromethane	2.5	U	5.0	2.5	ug/L			11/17/11 13:43	1
1,2,3-Trichloropropane	0.18	U	1.0	0.18	ug/L			11/17/11 13:43	1
Vinyl acetate	1.5	U	10	1.5	ug/L			11/17/11 13:43	1
Vinyl chloride	0.50	U	1.0	0.50	ug/L			11/17/11 13:43	1
Xylenes, Total	0.50	U	3.0	0.50	ug/L			11/17/11 13:43	1

Surrogate	*%Recovery*	*Qualifier*	*Limits*	*Prepared*	*Analyzed*	*Dil Fac*
4-Bromofluorobenzene	*98*		*70 - 130*		*11/17/11 13:43*	*1*
Dibromofluoromethane	*102*		*70 - 130*		*11/17/11 13:43*	*1*
Toluene-d8 (Surr)	*104*		*70 - 130*		*11/17/11 13:43*	*1*

Client Sample Results

Client: Hillsborough County Public Utilities Dep
Project/Site: Southeast Landfill

TestAmerica Job ID: 660-44678-1

Client Sample ID: Keene Jr WACS# 28079
Date Collected: 11/14/11 12:11
Date Received: 11/14/11 16:30

Lab Sample ID: 660-44678-6
Matrix: Water

Method: 8011 - EDB and DBCP in Water by Microextraction

Analyte	Result	Qualifier	RL	MDL	Unit	D	Prepared	Analyzed	Dil Fac
1,2-Dibromo-3-Chloropropane	0.010	U	0.020	0.010	ug/L		11/17/11 13:50	11/17/11 21:24	1
Ethylene Dibromide	0.010	U	0.020	0.010	ug/L		11/17/11 13:50	11/17/11 21:24	1

Surrogate	*%Recovery*	*Qualifier*	*Limits*	*Prepared*	*Analyzed*	*Dil Fac*
1,1,1,2-Tetrachloroethane	*92*		*60 - 140*	*11/17/11 13:50*	*11/17/11 21:24*	*1*

Method: 6020A - Metals (ICP/MS) - Total Recoverable

Analyte	Result	Qualifier	RL	MDL	Unit	D	Prepared	Analyzed	Dil Fac
Antimony	2.3	U	5.0	2.3	ug/L		11/29/11 10:25	11/29/11 20:58	1
Arsenic	1.3	U	2.5	1.3	ug/L		11/29/11 10:25	11/29/11 20:58	1
Barium	**4.3**	**I**	5.0	1.3	ug/L		11/29/11 10:25	11/29/11 20:58	1
Beryllium	0.25	U	0.50	0.25	ug/L		11/29/11 10:25	11/29/11 20:58	1
Cadmium	0.095	U	0.50	0.095	ug/L		11/29/11 10:25	11/29/11 20:58	1
Chromium	2.5	U	5.0	2.5	ug/L		11/29/11 10:25	11/29/11 20:58	1
Cobalt	0.15	U	0.50	0.15	ug/L		11/29/11 10:25	11/29/11 20:58	1
Copper	1.1	U	5.0	1.1	ug/L		11/29/11 10:25	11/29/11 20:58	1
Iron	33	U J3	100	33	ug/L		11/29/11 10:25	11/29/11 20:58	1
Lead	**0.28**	**I**	1.5	0.20	ug/L		11/29/11 10:25	11/29/11 20:58	1
Nickel	2.0	U	5.0	2.0	ug/L		11/29/11 10:25	11/29/11 20:58	1
Selenium	1.0	U	2.5	1.0	ug/L		11/29/11 10:25	11/29/11 20:58	1
Silver	0.25	U	1.0	0.25	ug/L		11/29/11 10:25	11/29/11 20:58	1
Sodium	**7.7**		0.50	0.25	mg/L		11/29/11 10:25	11/29/11 20:58	1
Thallium	0.50	U	1.0	0.50	ug/L		11/29/11 10:25	11/29/11 20:58	1
Vanadium	3.8	U	10	3.8	ug/L		11/29/11 10:25	11/29/11 20:58	1
Zinc	**89**		20	8.3	ug/L		11/29/11 10:25	11/29/11 20:58	1

Method: 7470A - Mercury

Analyte	Result	Qualifier	RL	MDL	Unit	D	Prepared	Analyzed	Dil Fac
Mercury	0.091	U	0.20	0.091	ug/L		11/16/11 15:05	11/18/11 19:30	1

General Chemistry

Analyte	Result	Qualifier	RL	MDL	Unit	D	Prepared	Analyzed	Dil Fac
Chloride	**12**		0.50	0.20	mg/L			11/29/11 14:38	1
Ammonia as N	**0.23**		0.020	0.010	mg/L			11/23/11 11:12	1
Nitrate as N	0.10	U	0.50	0.10	mg/L			11/16/11 10:22	1
Total Organic Carbon	**1.2**		1.0	0.35	mg/L			11/16/11 16:57	1

Analyte	Result	Qualifier	RL	RL	Unit	D	Prepared	Analyzed	Dil Fac
Total Dissolved Solids	**210**		10	10	mg/L			11/16/11 14:46	1
Total Suspended Solids	1.0	U	1.0	1.0	mg/L			11/18/11 10:30	1

Method: Field Sampling - Field Sampling

Analyte	Result	Qualifier	NONE	NONE	Unit	D	Prepared	Analyzed	Dil Fac
Field pH	**7.56**				SU			11/14/11 12:11	1
Field Temperature	**25.0**				Degrees C			11/14/11 12:11	1
Oxygen, Dissolved	**0.14**				mg/L			11/14/11 12:11	1
Specific Conductance	**311**				umhos/cm			11/14/11 12:11	1
Turbidity	**0.37**				NTU			11/14/11 12:11	1

Sample Summary

Client: Hillsborough County Public Utilities Dep
Project/Site: Southeast Landfill

TestAmerica Job ID: 660-44678-1

Lab Sample ID	Client Sample ID	Matrix	Collected	Received
660-44678-1	Barnes WACS# 881	Water	11/14/11 13:01	11/14/11 16:30
660-44678-2	TH-40 WACS# 822	Water	11/14/11 13:49	11/14/11 16:30
660-44678-3	Holland WACS# 883	Water	11/14/11 11:14	11/14/11 16:30
660-44678-4	Weeks WACS# 914	Water	11/14/11 10:34	11/14/11 16:30
660-44678-5	Blank, Equipment 44678	Water	11/14/11 10:10	11/14/11 16:30
660-44678-6	Keene Jr WACS# 28079	Water	11/14/11 12:11	11/14/11 16:30
660-44678-7	TH-22A WACS# 19861	Water	11/14/11 15:13	11/14/11 16:30
660-44678-8	TH-19 WACS# 821	Water	11/14/11 14:27	11/14/11 16:30
660-44678-9	Blank, Travel 44678	Water	11/14/11 10:08	11/14/11 16:30
660-44702-1	TH-57 WACS# 1570	Water	11/15/11 10:48	11/15/11 16:30
660-44702-2	TH-71A WACS# 22960	Water	11/15/11 12:32	11/15/11 16:30
660-44702-3	TH-28A WACS# 19862	Water	11/15/11 11:16	11/15/11 16:30
660-44702-4	TH-58 WACS# 1571	Water	11/15/11 11:57	11/15/11 16:30
660-44702-5	Duplicate 44702	Water	11/15/11 00:00	11/15/11 16:30
660-44702-6	TH-70A WACS# 22959	Water	11/15/11 13:09	11/15/11 16:30
660-44702-7	TH-69A WACS# 22958	Water	11/15/11 13:36	11/15/11 16:30
660-44702-8	Blank, Travel 44702	Water	11/15/11 00:00	11/15/11 16:30
660-44722-1	TH-65 WACS# 20530	Water	11/16/11 13:03	11/16/11 15:50
660-44722-2	TH-66A WACS# 22961	Water	11/16/11 13:28	11/16/11 15:50
660-44722-3	Duplicate 44722	Water	11/16/11 14:45	11/16/11 15:50
660-44722-4	TH-68 WACS# 22039	Water	11/16/11 11:30	11/16/11 15:50
660-44722-5	TH-61A WACS# 22595	Water	11/16/11 12:35	11/16/11 15:50
660-44722-6	TH-36-A WACS# 20329	Water	11/16/11 10:42	11/16/11 15:50
660-44722-7	Blank, Equipment 44722	Water	11/16/11 10:05	11/16/11 15:50
660-44722-8	TH-64 WACS# 20494	Water	11/16/11 12:00	11/16/11 15:50
660-44722-9	TH-67 WACS# 20532	Water	11/16/11 14:13	11/16/11 15:50
660-44722-10	Blank, Travel 44722	Water	11/16/11 14:45	11/16/11 15:50

660-44678

HILLSBOROUGH COUNTY DEPT. OF SOLID WASTE COC SHEET
SOUTHEAST LANDFILL WELL MONITORING PROGRAM

PRECLEANED SAMPLE CONTAINERS: DATE | TIME

RELINQUISHED BY: _____ REP. OF CONTRACT LAB. _____ | _____

ACCEPTED BY: [signature] REP. OF SOLID WASTE DEPT. 11-10-11 | 1:00

LOCATION: BARNES WACS# 881 SAMPLE MATRIX: WATER OTHER MATRIX: ____

PERSONAL ENGAGED IN SAMPLE COLLECTION ☐ A.Balloon ☑ JF ☐ _____

WELL VOLUME TO PURGE: 15 MIN: PURGE STARTED: DATE 11-14-11 TIME _____
ACTUAL PURGE TIME: _____ MIN:

FIELD PARAMETERS:

	BY	TIME	TEMP	COND	PH	DO	TURB
AB	JF	12:57	25.2	308	7.42	3.47	7.99
AB	JF	12:59	25.2	309	7.47	3.40	1.11
AB	JF	1:01	25.2	308	7.48	3.36	1.15

SAMPLE CONTAINERS

QTY	CONTAINER DESCRIPTION	QTY	CONTAINER DESCRIPTION	PRESERVED
6 2	40 ml VIAL	3	40 ml VIAL	
	125 ml. PLASTIC	1	125 ml. PLASTIC	
	125 ml GLASS		125 ml GLASS	
	250 ml. PLASTIC	2	250 ml. PLASTIC	
	250 ml. GLASS		250 ml. GLASS	
	500 ml. PLASTIC		500 ml. PLASTIC	
	500 ml. GLASS		500 ml. GLASS	
2	LITER PLASTIC	3	LITER PLASTIC	
	LITER GLASS		LITER GLASS	
	BACTERIAL		BACTERIAL	

19 TOTAL No. OF SAMPLES COLLECTED:

COLLECTED
DATE | TIME
11-14-11 | 1:01

ANALYSIS REQUESTED:

ANTIMONY, AMMONIA-N, ARSENIC, BARIUM, BERILLIUM, CADMIUM
CHLORIDES, CHROMIUM, COBALT, COPPER, GROSS - ALPHA, IRON
LEAD, MERCURY, NICKEL, NITRATE - NITROGEN
RADIUM-226 & 228, SELENIUM, SILVER, SODIUM, TDS
THALLIUM, TOC, TSS, VANADIUM, ZINC
Parameters LISTED IN 40 CFR PART 258, APPENDIX I-8260/8011

PRESERVED SAMPLES PH < 2.0 YES SAMPLE STORAGE: COOLER & ICE TO 4.0 c

ABOVE LISTED SAMPLES: DATE | TIME
RELINQUISHED BY: [signature] REP. OF SOLID WASTE DEPT 11-14-11 | 3:20
ACCEPTED BY: [signature] REP. OF CONTRACT LAB. 11-14-11 | 3:20

REL. By 11-14-11 - 1630 S.Kesler

COMMENT`S: WO#00 52

[signature] 11/14/11 | 16:30

HILLSBOROUGH COUNTY DEPT. OF SOLID WASTE COC SHEET
SOUTHEAST LANDFILL WELL MONITORING PROGRAM

PRECLEANED SAMPLE CONTAINERS: DATE | TIME

RELINQUISHED BY: _____ REP. OF CONTRACT LAB. _____ | _____

ACCEPTED BY: AB REP. OF SOLID WASTE DEPT 11-10-11 | 1:00

LOCATION: **HOLLAND WACS# 883** SAMPLE MATRIX: **WATER** OTHER MATRIX: ____

PERSONAL ENGAGED IN SAMPLE COLLECTION ~~A.Balloon~~ JF ☐

WELL VOLUME TO PURGE: 15 MIN: PURGE STARTED: DATE 11-14-11 TIME 11:14

ACTUAL PURGE TIME: _____ MIN: 10:55

FIELD PARAMETERS:

BY	TIME	TEMP	COND	PH	DO	TURB
AB JF	11:10	24.1	352	7.12	.07	1.75
A2 JF	11:12	24.1	352	7.11	.08	.07
A3 JF	11:14	24.1	352	7.11	.08	.21

SAMPLE CONTAINERS

QTY	CONTAINER DESCRIPTION	QTY	CONTAINER DESCRIPTION	PRESERVED
6	40 ml VIAL	3	40 ml VIAL	
2	125 ml. PLASTIC	1	125 ml. PLASTIC	
	125 ml GLASS		125 ml GLASS	
	250 ml. PLASTIC	2	250 ml. PLASTIC	
	250 ml. GLASS		250 ml. GLASS	
	500 ml. PLASTIC		500 ml. PLASTIC	
	500 ml. GLASS		500 ml. GLASS	
2	LITER PLASTIC	3	LITER PLASTIC	
	LITER GLASS		LITER GLASS	
	BACTERIAL		BACTERIAL	

19 **TOTAL No. OF SAMPLES COLLECTED:**

COLLECTED
DATE | TIME
11-14-11 | 11:14

ANALYSIS REQUESTED:

ANTIMONY AMMONIA-N ARSENIC BARIUM BERILLIUM CADMIUM
CHLORIDES CHROMIUM COBALT COPPER GROSS ALPHA IRON
LEAD MERCURY NICKEL NITRATE NITROGEN
RADIUM-226 & 228 SELENIUM SILVER SODIUM TDS
THALLIUM TOC TSS VANADIUM ZINC
Parameters LISTED IN 40 CFR PART 258, APPENDIX I-8260/8011

PRESERVED SAMPLES PH < 2.0 ~~YES~~ SAMPLE STORAGE: COOLER & ICE TO 4.0 c

ABOVE LISTED SAMPLES: DATE | TIME
RELINQUISHED BY: AB REP. OF SOLID WASTE DEPT. 11-14-11 | 3:20
ACCEPTED BY: S. Esser REP. OF CONTRACT LAB. 11-14-11 | 3:20

REL. By S. Esser 11-14-11 1630

COMMENT`S: WO#00052

Jennifer Edwards 11/14/11 16:38

HILLSBOROUGH COUNTY DEPT. OF SOLID WASTE COC SHEET

SOUTHEAST LANDFILL WELL MONITORING PROGRAM

PRECLEANED SAMPLE CONTAINERS: DATE | TIME

RELINQUISHED BY: _____ REP. OF CONTRACT LAB. _____ | _____

ACCEPTED BY: [signature] REP. OF SOLID WASTE DEPT. 11-13-11 | 1:00

LOCATION: **WEEKS WACS# 914** SAMPLE MATRIX: **WATER** OTHER MATRIX: ____

PERSONAL ENGAGED IN SAMPLE COLLECTION ☒ A.Balloon ☒ JF ☐ _____

WELL VOLUME TO PURGE: 15 MIN: PURGE STARTED: DATE 11-14-11 TIME _____

ACTUAL PURGE TIME: _____ MIN:

FIELD PARAMETERS:

BY	TIME	TEMP	COND	PH	DO	TURB
JF	10:30	23.8	487	7.04	1.68	.99
JF	10:32	23.9	487	7.03	1.67	.81
JF	10:34	23.9	487	7.04	1.68	.78

SAMPLE CONTAINERS

QTY	CONTAINER DESCRIPTION	QTY	CONTAINER DESCRIPTION	PRESERVED
6	40 ml VIAL	3	40 ml VIAL	
2	125 ml. PLASTIC	1	125 ml. PLASTIC	
	125 ml GLASS		125 ml GLASS	
	250 ml. PLASTIC	2	250 ml. PLASTIC	
	250 ml. GLASS		250 ml. GLASS	
	500 ml. PLASTIC		500 ml. PLASTIC	
	500 ml. GLASS		500 ml. GLASS	
2	LITER PLASTIC	3	LITER PLASTIC	
	LITER GLASS		LITER GLASS	
	BACTERIAL		BACTERIAL	

19 **TOTAL No. OF SAMPLES COLLECTED:**

COLLECTED
DATE | TIME
11-14-11 | 10:34

ANALYSIS REQUESTED:

ANTIMONY AMMONIA-N ARSENIC BARIUM BERILLIUM CADMIUM
CHLORIDES CHROMIUM COBALT COPPER GROSS ALPHA IRON
LEAD MERCURY NICKEL NITRATE NITROGEN
RADIUM-226 & 228 SELENIUM SILVER SODIUM TDS
THALLIUM TOC TSS VANADIUM ZINC
Parameters LISTED IN 40 CFR PART 258, APPENDIX I-8260/8011

PRESERVED SAMPLES PH < 2.0 YES SAMPLE STORAGE: COOLER & ICE TO 4.0 c

ABOVE LISTED SAMPLES: DATE | TIME
RELINQUISHED BY: [signature] REP. OF SOLID WASTE DEPT. 11-14-11 | 3:20
ACCEPTED BY: [signature] REP. OF CONTRACT LAB. 11-14-11 | 3:20

REL. BY. S. ESSOR, 11.14.11 | 1630

COMMENT`S: WO#00052

[signature] 11/14/11 16:30

1, 2, 3, 7c Cd 12/6/2011

HILLSBOROUGH COUNTY DEPT. OF SOLID WASTE COC SHEET

SOUTHEAST LANDFILL WELL MONITORING PROGRAM

MONITORING WELLS BLANK, EQUIPMENT

PRECLEANED SAMPLE CONTAINERS: DATE | TIME

RELINQUISHED BY: _____ REP. OF CONTRACT LAB. _____ | _____

ACCEPTED BY: [signature] REP. OF SOLID WASTE DEPT. 11-10-11 | 1:00

LOCATION: **BLANK, EQUIPMENT** SAMPLE MATRIX: **WATER** OTHER MATRIX: ____

PERSONAL ENGAGED IN SAMPLE COLLECTION ☑ A.Balloon ☑ JF ☐

* Per Jim use for PW's & MW's FIELD PARAMETERS: N/A

SAMPLE CONTAINERS

QTY	CONTAINER DESCRIPTION	QTY	CONTAINER DESCRIPTION	PRESERVED
6	40 ml VIAL	3	40 ml VIAL	
2	125 ml. PLASTIC	1	125 ml. PLASTIC	
	125 ml GLASS		125 ml GLASS	
	250 ml. PLASTIC	1	250 ml. PLASTIC	
	250 ml. GLASS		250 ml. GLASS	
	500 ml. PLASTIC		500 ml. PLASTIC	
	500 ml. GLASS		500 ml. GLASS	
2	LITER PLASTIC	3	LITER PLASTIC	
	LITER GLASS		LITER GLASS	
	BACTERIAL		BACTERIAL	

19 **TOTAL No. OF SAMPLES COLLECTED:**

COLLECTED
DATE | TIME
11-14-11 | 10:10

ANALYSIS REQUESTED:

Ammonia-Nitrogen Nitrate-Nitrogen TOC TDS TSS Chloride Antimony Arsenic Barium Beryllium Cadmium Chromium Cobalt Copper Iron Lead Mercury Nickel Selenium Silver Sodium Thallium Vanadium Zinc Gross-Alpha Radium-226 Radium-228 40 CFR Part 258 Appendix I

PRESERVED SAMPLES PH < 2.0 YES SAMPLE STORAGE: COOLER & ICE TO 4.0 c

ABOVE LISTED SAMPLES: DATE | TIME
RELINQUISHED BY: [signature] REP. OF SOLID WASTE DEPT. 11-14-11 3:20
ACCEPTED BY: [signature] REP. OF CONTRACT LAB. 11-14-11 3:20

REL. By. S. Essen 11.14.11 1630

COMMENT`S: WO#00052

Enrita Edwards 11/14/11 16:30

HILLSBOROUGH COUNTY DEPT. OF SOLID WASTE COC SHEET
SOUTHEAST LANDFILL WELL MONITORING PROGRAM

PRECLEANED SAMPLE CONTAINERS: DATE | TIME

RELINQUISHED BY: _____ REP. OF CONTRACT LAB. _____ | _____

ACCEPTED BY: [signature] REP. OF SOLID WASTE DEPT. 11-10-11 | 1:00

LOCATION: Keene Jr. WACS# 28079 SAMPLE MATRIX: WATER OTHER MATRIX: ____

PERSONAL ENGAGED IN SAMPLE COLLECTION ☑ A.Balloon ☑ JF ☐

WELL VOLUME TO PURGE: 15 MIN: PURGE STARTED: DATE 11-14-11 TIME 11:52

ACTUAL PURGE TIME: _____ MIN:

FIELD PARAMETERS:

	BY	TIME	TEMP	COND	PH	DO	TURB
A3	JF	12:07	25.0	~~352~~ 311	7.56	.15	.60
A3	JF	12:09	25.0	~~352~~ 311	7.56	.15	.54
A3	JF	12:11	25.0	~~352~~ 311	7.56	.14	.37

SAMPLE CONTAINERS

QTY	CONTAINER DESCRIPTION	QTY	CONTAINER DESCRIPTION	PRESERVED
6	40 ml VIAL	3	40 ml VIAL	
2	125 ml. PLASTIC	1	125 ml. PLASTIC	
	125 ml GLASS		125 ml GLASS	
	250 ml. PLASTIC	2	250 ml. PLASTIC	
	250 ml. GLASS		250 ml. GLASS	
	500 ml. PLASTIC		500 ml. PLASTIC	
	500 ml. GLASS		500 ml. GLASS	
2	LITER PLASTIC	3	LITER PLASTIC	
	LITER GLASS		LITER GLASS	
	BACTERIAL		BACTERIAL	

19 TOTAL No. OF SAMPLES COLLECTED:

COLLECTED DATE | TIME 11-14-11 | 12:11

ANALYSIS REQUESTED:

ANTIMONY, AMMONIA-N, ARSENIC, BARIUM, BERILLIUM, CADMIUM, CHLORIDES, CHROMIUM, COBALT, COPPER, GROSS ALPHA, IRON, LEAD, MERCURY, NICKEL, NITRATE NITROGEN, RADIUM-226 & 228, SELENIUM, SILVER, SODIUM, TDS, THALLIUM, TOC, TSS, VANADIUM, ZINC

Parameters LISTED IN 40 CFR PART 258, APPENDIX I-8260/8011

PRESERVED SAMPLES PH < 2.0 YES SAMPLE STORAGE: COOLER & ICE TO 4.0 c

ABOVE LISTED SAMPLES: DATE | TIME

RELINQUISHED BY: [signature] REP. OF SOLID WASTE DEPT. 11-14-11 | 3:2

ACCEPTED BY: [signature] REP. OF CONTRACT LAB. 11-14-11 | 3:20

REL. By S.Esser 11-14-11 1630

COMMENT'S: WO#0052

Enrique Edwards 11/14/11 16:30

GROUNDWATER SAMPLING LOG SET A

COC#:_____

Meters: ~~HACH 04100034256 / YSI 08H100641~~ R

SITE NAME: SEF / Hesan	SITE LOCATION: Balm		
WELL NO:	SAMPLE ID: weeks	DATE: 11/14/11	

PURGING DATA

WELL DIAMETER (inches): na	TUBING DIAMETER (inches): na	WELL SCREEN INTERVAL DEPTH: feet to feet	STATIC DEPTH TO WATER (feet): na	PURGE PUMP TYPE OR BAILER: Valve

Measuring Point Elevation (ft/msl) - Water Level = Water Level Elevation
MP Elevation = Grade well

WELL VOLUME PURGE: 1 WELL VOLUME = (TOTAL WELL DEPTH – STATIC DEPTH TO WATER) X WELL CAPACITY
(only fill out if applicable)
= (na feet – na feet) X gallons/foot = gallons

EQUIPMENT VOLUME PURGE: 1 EQUIPMENT VOL. = PUMP VOLUME + (TUBING CAPACITY X TUBING LENGTH) + FLOW CELL VOLUME
(only fill out if applicable)
= gallons + (gallons/foot X feet) + gallons = gallons

INITIAL PUMP OR TUBING DEPTH IN WELL (feet):	FINAL PUMP OR TUBING DEPTH IN WELL (feet):	PURGING INITIATED AT:	PURGING ENDED AT:	TOTAL VOLUME PURGED (gallons):
na	na	1015	1034	95.0

TIME	VOLUME PURGED (gallons)	CUMUL. VOLUME PURGED (gallons)	PURGE RATE (gpm)	DEPTH TO WATER (feet)	pH (standard units)	TEMP. (°C)	COND. (circle units) µS/cm	DISSOLVED OXYGEN (circle units) mg/L	TURBIDITY (NTUs)		COLOR describe	ODOR
1030	75.0	75.0	5.0	na	7.04	23.8	48	1.68	0.99		clear	no
1032	10.0	85.0	"	"	7.03	23.5	48	1.67	0.81		clear	no
1034	10.0	95.0	"	"	7.04	23.2	48	1.68	0.76		clear	no

WELL CAPACITY (Gallons Per Foot): 0.75" = 0.02; 1" = 0.04; 1.25" = 0.06; 2" = 0.16; 3" = 0.37; 4" = 0.65; 5" = 1.02; 6" = 1.47; 12" = 5.88
TUBING INSIDE DIA. CAPACITY (Gal./Ft.): 1/8" = 0.0006; 3/16" = 0.0014; 1/4" = 0.0026; 5/16" = 0.004; 3/8" = 0.006; 1/2" = 0.010; 5/8" = 0.016

PURGING EQUIPMENT CODES: B = Bailer; BP = Bladder Pump; ESP = Electric Submersible Pump; PP = Peristaltic Pump; O = Other (Specify)

SAMPLING DATA

SAMPLED BY (PRINT) / AFFILIATION: Josh Hall TA Tampa	SAMPLER(S) SIGNATURE(S):	SAMPLING INITIATED AT: 1015	SAMPLING ENDED AT: 1045
PUMP OR TUBING DEPTH IN WELL (feet): na	TUBING MATERIAL CODE: na	FIELD-FILTERED: Y (N) Filtration Equipment Type:	FILTER SIZE: ____ µm
FIELD DECONTAMINATION: PUMP Y (N)	TUBING Y (N replaced)	DUPLICATE: Y (N)	

SAMPLE CONTAINER SPECIFICATION				SAMPLE PRESERVATION					
SAMPLE ID CODE	# CONTAINERS	MATERIAL CODE	VOLUME	PRESERVATIVE USED	TOTAL VOL ADDED IN FIELD (mL)	FINAL pH	INTENDED ANALYSIS AND/OR METHOD	SAMPLING EQUIPMENT CODE	SAMPLE PUMP FLOW RATE (mL per minute)
				See COC					

REMARKS:
clients meters cold Grade well 1st well Dry 15 min before 75% Clear 1010 1st EQB Eq Blank

MATERIAL CODES: AG = Amber Glass; CG = Clear Glass; PE = Polyethylene; PP = Polypropylene; S = Silicone; T = Teflon; O = Other (Specify)

SAMPLING EQUIPMENT CODES: APP = After Peristaltic Pump; B = Bailer; BP = Bladder Pump; ESP = Electric Submersible Pump; RFPP = Reverse Flow Peristaltic Pump; SM = Straw Method (Tubing Gravity Drain); O = Other (Specify)

NOTES: 1. The above do not constitute all of the information required by Chapter 62-160, F.A.C.
2. STABILIZATION CRITERIA FOR RANGE OF VARIATION OF LAST THREE CONSECUTIVE READINGS (SEE FS 2212, SECTION 3)
pH: ± 0.2 units Temperature: ± 0.2 °C Specific Conductance: ± 5% Dissolved Oxygen: all readings ≤ 20% saturation (see Table FS 2200-2); optionally, ± 0.2 mg/L or ± 10% (whichever is greater) Turbidity: all readings ≤ 20 NTU; optionally ± 5 NTU or ± 10% (whichever is greater)

TestAmerica 6712 Benjamin Rd., Ste. 100, Tampa, FL 33634
DEP-SOP-001/01
FS 2200 Groundwater Sampling

GROUNDWATER SAMPLING LOG SET A

COC#: _____

~~Meters: HACH 04100034256 / YSI 08H100611~~

SITE NAME: SELF / ACSW		SITE LOCATION: Balm	
WELL NO:	SAMPLE ID: Holland		DATE: 11/14/11

PURGING DATA

WELL DIAMETER (inches): na	TUBING DIAMETER (inches): na	WELL SCREEN INTERVAL DEPTH: feet to feet	STATIC DEPTH TO WATER (feet): na	PURGE PUMP TYPE OR BAILER: Valve

Measuring Point Elevation (ft/msl) - Water Level = Water Level Elevation
MP Elevation =

Private well

WELL VOLUME PURGE: 1 WELL VOLUME = (TOTAL WELL DEPTH – STATIC DEPTH TO WATER) X WELL CAPACITY
(only fill out if applicable)
= (na feet – na feet) X gallons/foot = gallons

EQUIPMENT VOLUME PURGE: 1 EQUIPMENT VOL. = PUMP VOLUME + (TUBING CAPACITY X TUBING LENGTH) + FLOW CELL VOLUME
(only fill out if applicable)
= gallons + (gallons/foot X feet) + gallons = gallons

INITIAL PUMP OR TUBING DEPTH IN WELL (feet): na	FINAL PUMP OR TUBING DEPTH IN WELL (feet): na	PURGING INITIATED AT: 1055	PURGING ENDED AT: 1114	TOTAL VOLUME PURGED (gallons): 95.0

TIME	VOLUME PURGED (gallons)	CUMUL. VOLUME PURGED (gallons)	PURGE RATE (gpm)	DEPTH TO WATER (feet)	pH (standard units)	TEMP. (°C)	COND. (circle units) mS/cm	DISSOLVED OXYGEN (circle units) mg/L	TURBIDITY (NTUs)		COLOR describe	ODOR
1110	75.0	75.0	5.0	na	7.12	24.1	352	.07	1.75		Clear	no
1112	10.0	85.0	↓	↓	7.11	24.1	352	.08	0.07		Clear	no
1114	10.0	95.0	↓	↓	7.11	24.1	352	.08	0.21		Clear	no

WELL CAPACITY (Gallons Per Foot): 0.75" = 0.02; 1" = 0.04; 1.25" = 0.06; 2" = 0.16; 3" = 0.37; 4" = 0.65; 5" = 1.02; 6" = 1.47; 12" = 5.88
TUBING INSIDE DIA. CAPACITY (Gal./Ft.): 1/8" = 0.0006; 3/16" = 0.0014; 1/4" = 0.0026; 5/16" = 0.004; 3/8" = 0.006; 1/2" = 0.010; 5/8" = 0.016

PURGING EQUIPMENT CODES: B = Bailer; BP = Bladder Pump; ESP = Electric Submersible Pump; PP = Peristaltic Pump; O = Other (Specify)

SAMPLING DATA

SAMPLED BY (PRINT) / AFFILIATION: Jason Ford TA Tampa	SAMPLER(S) SIGNATURE(S): Jason Ford	SAMPLING INITIATED AT: 1053	SAMPLING ENDED AT: 1128
PUMP OR TUBING DEPTH IN WELL (feet): na	TUBING MATERIAL CODE: na	FIELD-FILTERED: Y (N) Filtration Equipment Type:	FILTER SIZE: ____ µm
FIELD DECONTAMINATION: PUMP Y (N)	TUBING Y (N) (replaced)	DUPLICATE: Y (N)	

SAMPLE CONTAINER SPECIFICATION				SAMPLE PRESERVATION			INTENDED ANALYSIS AND/OR METHOD	SAMPLING EQUIPMENT CODE	SAMPLE PUMP FLOW RATE (mL per minute)
SAMPLE ID CODE	# CONTAINERS	MATERIAL CODE	VOLUME	PRESERVATIVE USED	TOTAL VOL ADDED IN FIELD (mL)	FINAL pH			
				See COC					

REMARKS:
clients meters used, let well prge 15 min before 1st dec 77°F Sunny

MATERIAL CODES: AG = Amber Glass; CG = Clear Glass; PE = Polyethylene; PP = Polypropylene; S = Silicone; T = Teflon; O = Other (Specify)

SAMPLING EQUIPMENT CODES: APP = After Peristaltic Pump; B = Bailer; BP = Bladder Pump; ESP = Electric Submersible Pump; RFPP = Reverse Flow Peristaltic Pump; SM = Straw Method (Tubing Gravity Drain); O = Other (Specify)

NOTES: 1. The above do not constitute all of the information required by Chapter 62-160, F.A.C.
2. STABILIZATION CRITERIA FOR RANGE OF VARIATION OF LAST THREE CONSECUTIVE READINGS (SEE FS 2212, SECTION 3)
pH: ± 0.2 units Temperature: ± 0.2 °C Specific Conductance: ± 5% Dissolved Oxygen: all readings ≤ 20% saturation (see Table FS 2200-2); optionally, ± 0.2 mg/L or ± 10% (whichever is greater) Turbidity: all readings ≤ 20 NTU; optionally ± 5 NTU or ± 10% (whichever is greater)

GROUNDWATER SAMPLING LOG SET A

COC#: _____

Meters: ~~HACH 94100034256 / YSI 08H100611~~

SITE NAME: SECF / HCSW	SITE LOCATION: Balm		
WELL NO:	SAMPLE ID: Keen	DATE: 11/14/11	

PURGING DATA

WELL DIAMETER (inches): na	TUBING DIAMETER (inches): na	WELL SCREEN INTERVAL DEPTH: feet to feet	STATIC DEPTH TO WATER (feet): na	PURGE PUMP TYPE OR BAILER: Valve

Measuring Point Elevation (ft/msl) - Water Level = Water Level Elevation
MP Elevation =

WELL VOLUME PURGE: 1 WELL VOLUME = (TOTAL WELL DEPTH – STATIC DEPTH TO WATER) X WELL CAPACITY
(only fill out if applicable)
= (na feet – na feet) X gallons/foot = gallons

EQUIPMENT VOLUME PURGE: 1 EQUIPMENT VOL. = PUMP VOLUME + (TUBING CAPACITY X TUBING LENGTH) + FLOW CELL VOLUME
(only fill out if applicable)
= gallons + (gallons/foot X feet) + gallons = gallons

INITIAL PUMP OR TUBING DEPTH IN WELL (feet):	FINAL PUMP OR TUBING DEPTH IN WELL (feet):	PURGING INITIATED AT: 1152	PURGING ENDED AT: 1211	TOTAL VOLUME PURGED (gallons): 950
na	na			

TIME	VOLUME PURGED (gallons)	CUMUL. VOLUME PURGED (gallons)	PURGE RATE (gpm)	DEPTH TO WATER (feet)	pH (standard units)	TEMP. (°C)	COND. (circle units) µS/cm	DISSOLVED OXYGEN (circle units) mg/L	TURBIDITY (NTUs)		COLOR describe	ODOR
1201	750	750	5.0	na	7.56	25.2	311	.15	0.60		clear	no
1209	100	850			7.56	25.0	311	.15	0.54		clear	no
1211	100	950			7.56	25.0	311	.14	0.57		clear	no

WELL CAPACITY (Gallons Per Foot): 0.75" = 0.02; 1" = 0.04; 1.25" = 0.06; 2" = 0.16; 3" = 0.37; 4" = 0.65; 5" = 1.02; 6" = 1.47; 12" = 5.88
TUBING INSIDE DIA. CAPACITY (Gal./Ft.): 1/8" = 0.0006; 3/16" = 0.0014; 1/4" = 0.0026; 5/16" = 0.004; 3/8" = 0.006; 1/2" = 0.010; 5/8" = 0.016

PURGING EQUIPMENT CODES: B = Bailer; BP = Bladder Pump; ESP = Electric Submersible Pump; PP = Peristaltic Pump; O = Other (Specify)

SAMPLING DATA

SAMPLED BY (PRINT) / AFFILIATION: [illegible] TPTampa	SAMPLER(S) SIGNATURE(S):	SAMPLING INITIATED AT: 1150	SAMPLING ENDED AT: 1219
PUMP OR TUBING DEPTH IN WELL (feet): na	TUBING MATERIAL CODE: na	FIELD-FILTERED: Y (N) Filtration Equipment Type:	FILTER SIZE: ____ µm
FIELD DECONTAMINATION: PUMP Y (N)	TUBING Y N (replaced)	DUPLICATE: Y (N)	

SAMPLE CONTAINER SPECIFICATION				SAMPLE PRESERVATION					
SAMPLE ID CODE	# CONTAINERS	MATERIAL CODE	VOLUME	PRESERVATIVE USED	TOTAL VOL ADDED IN FIELD (mL)	FINAL pH	INTENDED ANALYSIS AND/OR METHOD	SAMPLING EQUIPMENT CODE	SAMPLE PUMP FLOW RATE (mL per minute)
				See COC					

REMARKS:
Clients mobilized to 1st well purge 45 min before 1st reading. Sunny 70°F

MATERIAL CODES: AG = Amber Glass; CG = Clear Glass; PE = Polyethylene; PP = Polypropylene; S = Silicone; T = Teflon; O = Other (Specify)

SAMPLING EQUIPMENT CODES: APP = After Peristaltic Pump; B = Bailer; BP = Bladder Pump; ESP = Electric Submersible Pump; RFPP = Reverse Flow Peristaltic Pump; SM = Straw Method (Tubing Gravity Drain); O = Other (Specify)

NOTES: 1. The above do not constitute all of the information required by Chapter 62-160, F.A.C.
2. STABILIZATION CRITERIA FOR RANGE OF VARIATION OF LAST THREE CONSECUTIVE READINGS (SEE FS 2212, SECTION 3)
pH: ± 0.2 units Temperature: ± 0.2 °C Specific Conductance: ± 5% Dissolved Oxygen: all readings ≤ 20% saturation (see Table FS 2200-2); optionally, ± 0.2 mg/L or ± 10% (whichever is greater) Turbidity: all readings ≤ 20 NTU; optionally ± 5 NTU or ± 10% (whichever is greater)

TestAmerica 6712 Benjamin Rd., Ste. 100, Tampa, FL 33634
DEP-SOP-001/01
FS 2200 Groundwater Sampling

GROUNDWATER SAMPLING LOG SET A

COC#: _____

Meters: ~~HACH 04100034258 / YSI 08H100611~~

SITE NAME: SELF / HCSW		SITE LOCATION: Balm	
WELL NO:	SAMPLE ID: Barnes		DATE: 11/14/11

PURGING DATA

WELL DIAMETER (inches): na	TUBING DIAMETER (inches): na	WELL SCREEN INTERVAL DEPTH: feet to feet	STATIC DEPTH TO WATER (feet): na	PURGE PUMP TYPE OR BAILER: Valve

Measuring Point Elevation (ft/msl) - Water Level = Water Level Elevation
MP Elevation =

Probe well

WELL VOLUME PURGE: 1 WELL VOLUME = (TOTAL WELL DEPTH – STATIC DEPTH TO WATER) X WELL CAPACITY
(only fill out if applicable)
= (na feet – feet) X na gallons/foot = gallons

EQUIPMENT VOLUME PURGE: 1 EQUIPMENT VOL. = PUMP VOLUME + (TUBING CAPACITY X TUBING LENGTH) + FLOW CELL VOLUME
(only fill out if applicable)
= gallons + (gallons/foot X feet) + gallons = gallons

INITIAL PUMP OR TUBING DEPTH IN WELL (feet): na	FINAL PUMP OR TUBING DEPTH IN WELL (feet): na	PURGING INITIATED AT: 1242	PURGING ENDED AT: 1301	TOTAL VOLUME PURGED (gallons): 95.0

TIME	VOLUME PURGED (gallons)	CUMUL. VOLUME PURGED (gallons)	PURGE RATE (gpm)	DEPTH TO WATER (feet)	pH (standard units)	TEMP. (°C)	COND. (circle units) µS/cm	DISSOLVED OXYGEN (circle units) mg/L	TURBIDITY (NTUs)		COLOR describe	ODOR
1257	75.0	75.0	5.0	na	7.42	25.2	308	3.47	7.99		clear	no
1259	10.0	85.0	↓	↓	7.47	25.2	309	3.40	7.11		clear	no
1301	10.0	95.0	↓	↓	7.48	25.2	308	3.36	7.15		clear	no

WELL CAPACITY (Gallons Per Foot): 0.75" = 0.02; 1" = 0.04; 1.25" = 0.06; 2" = 0.16; 3" = 0.37; 4" = 0.65; 5" = 1.02; 6" = 1.47; 12" = 5.88
TUBING INSIDE DIA. CAPACITY (Gal./Ft.): 1/8" = 0.0006; 3/16" = 0.0014; 1/4" = 0.0026; 5/16" = 0.004; 3/8" = 0.006; 1/2" = 0.010; 5/8" = 0.016

PURGING EQUIPMENT CODES: B = Bailer; BP = Bladder Pump; ESP = Electric Submersible Pump; PP = Peristaltic Pump; O = Other (Specify)

SAMPLING DATA

SAMPLED BY (PRINT) / AFFILIATION: Jason Fine TA Tampa	SAMPLER(S) SIGNATURE(S): [signature]	SAMPLING INITIATED AT: 1240	SAMPLING ENDED AT: 1312
PUMP OR TUBING DEPTH IN WELL (feet): na	TUBING MATERIAL CODE: na	FIELD-FILTERED: Y N Filtration Equipment Type:	FILTER SIZE: ____ µm
FIELD DECONTAMINATION: PUMP Y N	TUBING Y N (replaced)	DUPLICATE: Y N	

SAMPLE CONTAINER SPECIFICATION				SAMPLE PRESERVATION			INTENDED ANALYSIS AND/OR METHOD	SAMPLING EQUIPMENT CODE	SAMPLE PUMP FLOW RATE (mL per minute)
SAMPLE ID CODE	# CONTAINERS	MATERIAL CODE	VOLUME	PRESERVATIVE USED	TOTAL VOL ADDED IN FIELD (mL)	FINAL pH			
				See COC					

REMARKS:
Clients meters use let well purge 15 min before 1st read 80% Pet Clay

MATERIAL CODES: AG = Amber Glass; CG = Clear Glass; PE = Polyethylene; PP = Polypropylene; S = Silicone; T = Teflon; O = Other (Specify)

SAMPLING EQUIPMENT CODES: APP = After Peristaltic Pump; B = Bailer; BP = Bladder Pump; ESP = Electric Submersible Pump; RFPP = Reverse Flow Peristaltic Pump; SM = Straw Method (Tubing Gravity Drain); O = Other (Specify)

NOTES: 1. The above do not constitute all of the information required by Chapter 62-160, F.A.C.
2. STABILIZATION CRITERIA FOR RANGE OF VARIATION OF LAST THREE CONSECUTIVE READINGS (SEE FS 2212, SECTION 3)
pH: ± 0.2 units Temperature: ± 0.2 °C Specific Conductance: ± 5% Dissolved Oxygen: all readings ≤ 20% saturation (see Table FS 2200-2); optionally, ± 0.2 mg/L or ± 10% (whichever is greater) Turbidity: all readings ≤ 20 NTU; optionally ± 5 NTU or ± 10% (whichever is greater)



TestAmerica

THE LEADER IN ENVIRONMENTAL TESTING

ANALYTICAL REPORT

TestAmerica Laboratories, Inc.
TestAmerica Tampa
6712 Benjamin Road
Suite 100
Tampa, FL 33634
Tel: (813)885-7427

TestAmerica Job ID: 660-44678-2
Client Project/Site: Southeast Landfill

For:
Hillsborough County Public Utilities Dep
Solid Waste Management Group
Brandon Support Operations Complex
332 North Falkenburg Rd, 2nd Floor
Tampa, Florida 33619

Attn: David Adams

Authorized for release by:
12/6/2011 9:07:14 AM

Nancy Robertson
Project Manager II
nancy.robertson@testamericainc.com

LINKS

Review your project results through TotalAccess

Have a Question? Ask The Expert

Visit us at: www.testamericainc.com

The test results in this report meet all 2003 NELAC and 2009 TNI requirements for accredited parameters, exceptions are noted in this report. This report may not be reproduced except in full, and with written approval from the laboratory. For questions please contact the Project Manager at the e-mail address or telephone number listed on this page.

This report has been electronically signed and authorized by the signatory. Electronic signature is intended to be the legally binding equivalent of a traditionally handwritten signature.

Results relate only to the items tested and the sample(s) as received by the laboratory.

Table of Contents

Cover Page 1
Table of Contents 2
Definitions/Glossary 3
Detection Summary 4
Client Sample Results 5
QC Association Summary 10
Lab Chronicle 11
Certification Summary 12
Method Summary 13
Sample Summary 14
Chain of Custody 15
Receipt Checklists 30

Glossary

Abbreviation	These commonly used abbreviations may or may not be present in this report.
☼	Listed under the "D" column to designate that the result is reported on a dry weight basis
%R	Percent Recovery
CNF	Contains no Free Liquid
DL, RA, RE, IN	Indicates a Dilution, Reanalysis, Re-extraction, or additional Initial metals/anion analysis of the sample
EDL	Estimated Detection Limit
EPA	United States Environmental Protection Agency
MDL	Method Detection Limit
ML	Minimum Level (Dioxin)
ND	Not detected at the reporting limit (or MDL or EDL if shown)
PQL	Practical Quantitation Limit
RL	Reporting Limit
RPD	Relative Percent Difference, a measure of the relative difference between two points
TEF	Toxicity Equivalent Factor (Dioxin)
TEQ	Toxicity Equivalent Quotient (Dioxin)

Detection Summary

Client: Hillsborough County Public Utilities Dep
Project/Site: Southeast Landfill

TestAmerica Job ID: 660-44678-2

Client Sample ID: Barnes WACS# 881 — Lab Sample ID: 660-44678-1

Analyte	Result	Qualifier	Total Uncertainty	Unit	Dil Fac	Method	Prep Type
Gross Alpha	4.0+-1.1			pCi/L	1	900.0	Total/NA
Radium-226	4.3+-1.0			pCi/L	1	903.0	Total/NA
Radium-228	0.2+-0.7			pCi/L	1	Ra-05	Total/NA

Client Sample ID: Holland WACS# 883 — Lab Sample ID: 660-44678-3

Analyte	Result	Qualifier	Total Uncertainty	Unit	Dil Fac	Method	Prep Type
Gross Alpha	3.4+-1.1			pCi/L	1	900.0	Total/NA
Radium-226	3.2+-0.9			pCi/L	1	903.0	Total/NA
Radium-228	0.4+-0.7			pCi/L	1	Ra-05	Total/NA

Client Sample ID: Weeks WACS# 914 — Lab Sample ID: 660-44678-4

Analyte	Result	Qualifier	Total Uncertainty	Unit	Dil Fac	Method	Prep Type
Gross Alpha	21+-2			pCi/L	1	900.0	Total/NA
Radium-226	15.0+-2.1			pCi/L	1	903.0	Total/NA
Radium-228	0.6+-0.7			pCi/L	1	Ra-05	Total/NA

Client Sample ID: Blank, Equipment 44678 — Lab Sample ID: 660-44678-5

Analyte	Result	Qualifier	Total Uncertainty	Unit	Dil Fac	Method	Prep Type
Gross Alpha	0.7+-0.5			pCi/L	1	900.0	Total/NA
Radium-226	0.7+-0.5			pCi/L	1	903.0	Total/NA
Radium-228	0.0+-0.6			pCi/L	1	Ra-05	Total/NA

Client Sample ID: Keene Jr WACS# 28079 — Lab Sample ID: 660-44678-6

Analyte	Result	Qualifier	Total Uncertainty	Unit	Dil Fac	Method	Prep Type
Gross Alpha	5.8+-1.3			pCi/L	1	900.0	Total/NA
Radium-226	3.1+-1.0			pCi/L	1	903.0	Total/NA
Radium-228	0.1+-0.6			pCi/L	1	Ra-05	Total/NA

Client: Hillsborough County Public Utilities Dep
Project/Site: Southeast Landfill

TestAmerica Job ID: 660-44678-2

Client Sample ID: Barnes WACS# 881
Date Collected: 11/14/11 13:01
Date Received: 11/14/11 16:30

Lab Sample ID: 660-44678-1
Matrix: Water

Method: 900.0 - Gross Alpha and Gross Beta Radioactivity

Analyte	Result	Qualifier	Count Uncertainty (σ+/-)	Total Uncertainty (σ+/-)		Unit	Prepared	Analyzed	Dil Fac
Gross Alpha	4.0+-1.1					pCi/L		11/21/11 08:00	1

Method: 903.0 - Radium-226 (GFPC)

Analyte	Result	Qualifier	Count Uncertainty (σ+/-)	Total Uncertainty (σ+/-)		Unit	Prepared	Analyzed	Dil Fac
Radium-226	4.3+-1.0					pCi/L		11/21/11 10:25	1

Method: Ra-05 - Radiochemical Microbiology

Analyte	Result	Qualifier	Count Uncertainty (σ+/-)	Total Uncertainty (σ+/-)		Unit	Prepared	Analyzed	Dil Fac
Radium-228	0.2+-0.7					pCi/L		11/21/11 09:30	1

Client: Hillsborough County Public Utilities Dep
Project/Site: Southeast Landfill

TestAmerica Job ID: 660-44678-2

Client Sample ID: Holland WACS# 883
Date Collected: 11/14/11 11:14
Date Received: 11/14/11 16:30

Lab Sample ID: 660-44678-3
Matrix: Water

Method: 900.0 - Gross Alpha and Gross Beta Radioactivity

Analyte	Result	Qualifier	Count Uncertainty (σ+/-)	Total Uncertainty (σ+/-)		Unit	Prepared	Analyzed	Dil Fac
Gross Alpha	3.4+-1.1					pCi/L		11/21/11 08:00	1

Method: 903.0 - Radium-226 (GFPC)

Analyte	Result	Qualifier	Count Uncertainty (σ+/-)	Total Uncertainty (σ+/-)		Unit	Prepared	Analyzed	Dil Fac
Radium-226	3.2+-0.9					pCi/L		11/21/11 10:25	1

Method: Ra-05 - Radiochemical Microbiology

Analyte	Result	Qualifier	Count Uncertainty (σ+/-)	Total Uncertainty (σ+/-)		Unit	Prepared	Analyzed	Dil Fac
Radium-228	0.4+-0.7					pCi/L		11/21/11 09:30	1

Client: Hillsborough County Public Utilities Dep
Project/Site: Southeast Landfill

TestAmerica Job ID: 660-44678-2

Client Sample ID: Weeks WACS# 914
Date Collected: 11/14/11 10:34
Date Received: 11/14/11 16:30

Lab Sample ID: 660-44678-4
Matrix: Water

Method: 900.0 - Gross Alpha and Gross Beta Radioactivity

Analyte	Result	Qualifier	Count Uncertainty (σ+/-)	Total Uncertainty (σ+/-)		Unit	Prepared	Analyzed	Dil Fac
Gross Alpha	21+-2					pCi/L		11/21/11 08:00	1

Method: 903.0 - Radium-226 (GFPC)

Analyte	Result	Qualifier	Count Uncertainty (σ+/-)	Total Uncertainty (σ+/-)		Unit	Prepared	Analyzed	Dil Fac
Radium-226	15.0+-2.1					pCi/L		11/23/11 11:00	1

Method: Ra-05 - Radiochemical Microbiology

Analyte	Result	Qualifier	Count Uncertainty (σ+/-)	Total Uncertainty (σ+/-)		Unit	Prepared	Analyzed	Dil Fac
Radium-228	0.6+-0.7					pCi/L		11/21/11 09:30	1

Client: Hillsborough County Public Utilities Dep
Project/Site: Southeast Landfill

TestAmerica Job ID: 660-44678-2

Client Sample ID: Blank, Equipment 44678
Date Collected: 11/14/11 10:10
Date Received: 11/14/11 16:30

Lab Sample ID: 660-44678-5
Matrix: Water

Method: 900.0 - Gross Alpha and Gross Beta Radioactivity

Analyte	Result	Qualifier	Count Uncertainty (σ+/-)	Total Uncertainty (σ+/-)		Unit	Prepared	Analyzed	Dil Fac
Gross Alpha	0.7+-0.5					pCi/L		11/21/11 08:00	1

Method: 903.0 - Radium-226 (GFPC)

Analyte	Result	Qualifier	Count Uncertainty (σ+/-)	Total Uncertainty (σ+/-)		Unit	Prepared	Analyzed	Dil Fac
Radium-226	0.7+-0.5					pCi/L		11/23/11 11:00	1

Method: Ra-05 - Radiochemical Microbiology

Analyte	Result	Qualifier	Count Uncertainty (σ+/-)	Total Uncertainty (σ+/-)		Unit	Prepared	Analyzed	Dil Fac
Radium-228	0.0+-0.6					pCi/L		11/23/11 09:45	1

Client: Hillsborough County Public Utilities Dep
Project/Site: Southeast Landfill

TestAmerica Job ID: 660-44678-2

Client Sample ID: Keene Jr WACS# 28079
Date Collected: 11/14/11 12:11
Date Received: 11/14/11 16:30

Lab Sample ID: 660-44678-6
Matrix: Water

5

Method: 900.0 - Gross Alpha and Gross Beta Radioactivity

Analyte	Result	Qualifier	Count Uncertainty (σ+/-)	Total Uncertainty (σ+/-)		Unit	Prepared	Analyzed	Dil Fac
Gross Alpha	5.8+-1.3					pCi/L		11/21/11 08:00	1

Method: 903.0 - Radium-226 (GFPC)

Analyte	Result	Qualifier	Count Uncertainty (σ+/-)	Total Uncertainty (σ+/-)		Unit	Prepared	Analyzed	Dil Fac
Radium-226	3.1+-1.0					pCi/L		11/23/11 11:00	1

Method: Ra-05 - Radiochemical Microbiology

Analyte	Result	Qualifier	Count Uncertainty (σ+/-)	Total Uncertainty (σ+/-)		Unit	Prepared	Analyzed	Dil Fac
Radium-228	0.1+-0.6					pCi/L		11/23/11 09:45	1

Rad

Analysis Batch: 118045

Lab Sample ID	Client Sample ID	Prep Type	Matrix	Method	Prep Batch
660-44678-1	Barnes WACS# 881	Total/NA	Water	900.0	
660-44678-3	Holland WACS# 883	Total/NA	Water	900.0	
660-44678-4	Weeks WACS# 914	Total/NA	Water	900.0	
660-44678-5	Blank, Equipment 44678	Total/NA	Water	900.0	
660-44678-6	Keene Jr WACS# 28079	Total/NA	Water	900.0	

Analysis Batch: 118046

Lab Sample ID	Client Sample ID	Prep Type	Matrix	Method	Prep Batch
660-44678-1	Barnes WACS# 881	Total/NA	Water	903.0	
660-44678-3	Holland WACS# 883	Total/NA	Water	903.0	
660-44678-4	Weeks WACS# 914	Total/NA	Water	903.0	
660-44678-5	Blank, Equipment 44678	Total/NA	Water	903.0	
660-44678-6	Keene Jr WACS# 28079	Total/NA	Water	903.0	

Analysis Batch: 118048

Lab Sample ID	Client Sample ID	Prep Type	Matrix	Method	Prep Batch
660-44678-1	Barnes WACS# 881	Total/NA	Water	Ra-05	
660-44678-3	Holland WACS# 883	Total/NA	Water	Ra-05	
660-44678-4	Weeks WACS# 914	Total/NA	Water	Ra-05	
660-44678-5	Blank, Equipment 44678	Total/NA	Water	Ra-05	
660-44678-6	Keene Jr WACS# 28079	Total/NA	Water	Ra-05	

Lab Chronicle

Client: Hillsborough County Public Utilities Dep
Project/Site: Southeast Landfill

TestAmerica Job ID: 660-44678-2

Client Sample ID: Barnes WACS# 881

Lab Sample ID: 660-44678-1

Date Collected: 11/14/11 13:01
Matrix: Water
Date Received: 11/14/11 16:30

Prep Type	Batch Type	Batch Method	Run	Dilution Factor	Batch Number	Prepared or Analyzed	Analyst	Lab
Total/NA	Analysis	900.0		1	118045	11/21/11 08:00	SUB	SC0009
Total/NA	Analysis	903.0		1	118046	11/21/11 10:25	SUB	SC0009
Total/NA	Analysis	Ra-05		1	118048	11/21/11 09:30	SUB	SC0009

Client Sample ID: Holland WACS# 883

Lab Sample ID: 660-44678-3

Date Collected: 11/14/11 11:14
Matrix: Water
Date Received: 11/14/11 16:30

Prep Type	Batch Type	Batch Method	Run	Dilution Factor	Batch Number	Prepared or Analyzed	Analyst	Lab
Total/NA	Analysis	900.0		1	118045	11/21/11 08:00	SUB	SC0009
Total/NA	Analysis	903.0		1	118046	11/21/11 10:25	SUB	SC0009
Total/NA	Analysis	Ra-05		1	118048	11/21/11 09:30	SUB	SC0009

Client Sample ID: Weeks WACS# 914

Lab Sample ID: 660-44678-4

Date Collected: 11/14/11 10:34
Matrix: Water
Date Received: 11/14/11 16:30

Prep Type	Batch Type	Batch Method	Run	Dilution Factor	Batch Number	Prepared or Analyzed	Analyst	Lab
Total/NA	Analysis	900.0		1	118045	11/21/11 08:00	SUB	SC0009
Total/NA	Analysis	903.0		1	118046	11/23/11 11:00	SUB	SC0009
Total/NA	Analysis	Ra-05		1	118048	11/21/11 09:30	SUB	SC0009

Client Sample ID: Blank, Equipment 44678

Lab Sample ID: 660-44678-5

Date Collected: 11/14/11 10:10
Matrix: Water
Date Received: 11/14/11 16:30

Prep Type	Batch Type	Batch Method	Run	Dilution Factor	Batch Number	Prepared or Analyzed	Analyst	Lab
Total/NA	Analysis	900.0		1	118045	11/21/11 08:00	SUB	SC0009
Total/NA	Analysis	903.0		1	118046	11/23/11 11:00	SUB	SC0009
Total/NA	Analysis	Ra-05		1	118048	11/23/11 09:45	SUB	SC0009

Client Sample ID: Keene Jr WACS# 28079

Lab Sample ID: 660-44678-6

Date Collected: 11/14/11 12:11
Matrix: Water
Date Received: 11/14/11 16:30

Prep Type	Batch Type	Batch Method	Run	Dilution Factor	Batch Number	Prepared or Analyzed	Analyst	Lab
Total/NA	Analysis	900.0		1	118045	11/21/11 08:00	SUB	SC0009
Total/NA	Analysis	903.0		1	118046	11/23/11 11:00	SUB	SC0009
Total/NA	Analysis	Ra-05		1	118048	11/23/11 09:45	SUB	SC0009

Laboratory References:

SC0009 = KNL, Tampa, Vendor, 2742 North Florida Avenue, Tampa, FL 33601, TEL (813)229-2879

Certification Summary

Client: Hillsborough County Public Utilities Dep
Project/Site: Southeast Landfill

TestAmerica Job ID: 660-44678-2

Laboratory	Authority	Program	EPA Region	Certification ID
TestAmerica Tampa	Alabama	State Program	4	40610
TestAmerica Tampa	Florida	NELAC	4	E84282
TestAmerica Tampa	Georgia	State Program	4	905
TestAmerica Tampa	USDA	USDA		P330-11-00177

Accreditation may not be offered or required for all methods and analytes reported in this package. Please contact your project manager for the laboratory's current list of certified methods and analytes.

Method Summary

Client: Hillsborough County Public Utilities Dep
Project/Site: Southeast Landfill

TestAmerica Job ID: 660-44678-2

Method	Method Description	Protocol	Laboratory
900.0	Gross Alpha and Gross Beta Radioactivity	EPA	SC0009
903.0	Radium-226 (GFPC)	EPA	SC0009
Ra-05	Radiochemical Microbiology	EPA	SC0009
904.0	Radiochemical Microbiology	EPA	SC0009

Protocol References:

EPA = US Environmental Protection Agency

Laboratory References:

SC0009 = KNL, Tampa, Vendor, 2742 North Florida Avenue, Tampa, FL 33601, TEL (813)229-2879

Sample Summary

Client: Hillsborough County Public Utilities Dep
Project/Site: Southeast Landfill

TestAmerica Job ID: 660-44678-2

Lab Sample ID	Client Sample ID	Matrix	Collected	Received
660-44678-1	Barnes WACS# 881	Water	11/14/11 13:01	11/14/11 16:30
660-44678-3	Holland WACS# 883	Water	11/14/11 11:14	11/14/11 16:30
660-44678-4	Weeks WACS# 914	Water	11/14/11 10:34	11/14/11 16:30
660-44678-5	Blank, Equipment 44678	Water	11/14/11 10:10	11/14/11 16:30
660-44678-6	Keene Jr WACS# 28079	Water	11/14/11 12:11	11/14/11 16:30

KNL LABORATORY SERVICES
2742 N. Florida Ave.
P.O. Box 1833
Tampa, Florida 33601
(813) 229-2879
Fax (813) 229-0002

DOH Certification #E84025
DEP COMPQAP # 870251

Report Date: November 28, 2011

TestAmerica-Tampa
6712 Benjamin Road
Tampa, FL 33634

Attn: Nancy Robertson

Field Custody: Client
Client/Field ID: 660-44678-1
Barnes WACS#881

Sample Collection: 11-14-11/1301

Lab ID No: 11.8889
Lab Custody Date: 11-16-11/0800
Sample description: Water

CERTIFICATE OF ANALYSIS

Parameter	Units	Results			Analysis Date	Method	Detection Limit
Gross Alpha	pCi/l	4.0	±	1.1	11-21-11/0800	EPA 900.0	1.0
Combined Radium (Radium-226 + Radium 228)	pCi/l	4.5	±	1.0	Calc	Calc	1.0
Radium-226	pCi/l	4.3	±	1.0	11-21-11/1025	EPA 903.0	0.5
Radium-228	pCi/l	0.2	±	0.7	11-21-11/0930	EPA Ra-05	1.0

Alpha Standard: Th-230

James W. Hayes
Laboratory Manager

Test results meet all requirements of NELAC standards. Test results refer only to sample(s) listed. Contact person: Jim Hayes (813) 229-2879.

Page 1 of 1

KNL LABORATORY SERVICES
2742 N. Florida Ave.
P.O. Box 1833
Tampa, Florida 33601
(813) 229-2879
Fax (813) 229-0002

DOH Certification #E84025
DEP COMPQAP # 870251

Report Date: November 28, 2011

TestAmerica-Tampa
6712 Benjamin Road
Tampa, FL 33634

Attn: Nancy Robertson

Field Custody: Client
Client/Field ID: 660-44678-3
Holland WACS#883

Sample Collection: 11-14-11/1114

Lab ID No: 11.8890
Lab Custody Date: 11-16-11/0800
Sample description: Water

CERTIFICATE OF ANALYSIS

Parameter	Units	Results			Analysis Date	Method	Detection Limit
Gross Alpha	pCi/l	3.4	±	1.1	11-21-11/0800	EPA 900.0	1.1
Combined Radium (Radium-226 + Radium 228)	pCi/l	3.6	±	0.9	Calc	Calc	1.0
Radium-226	pCi/l	3.2	±	0.9	11-21-11/1025	EPA 903.0	0.8
Radium-228	pCi/l	0.4	±	0.7	11-21-11/0930	EPA Ra-05	1.0

Alpha Standard: Th-230

James W. Hayes
Laboratory Manager

Test results meet all requirements of NELAC standards. Test results refer only to sample(s) listed. Contact person: Jim Hayes (813) 229-2879.

Page 1 of 1

KNL LABORATORY SERVICES
2742 N. Florida Ave.
P.O. Box 1833
Tampa, Florida 33601
(813) 229-2879
Fax (813) 229-0002

DOH Certification #E84025
DEP COMPQAP # 870251

Report Date: November 28, 2011

TestAmerica-Tampa
6712 Benjamin Road
Tampa, FL 33634

Attn: Nancy Robertson

Field Custody: Client
Client/Field ID: 660-44678-4 Weeks WACS#914
Sample Collection: 11-14-11/1034

Lab ID No: 11.8891
Lab Custody Date: 11-16-11/0800
Sample description: Water

CERTIFICATE OF ANALYSIS

Parameter	Units	Results			Analysis Date	Method	Detection Limit
Gross Alpha	pCi/l	21	±	2	11-21-11/0800	EPA 900.0	1.2
Combined Radium (Radium-226 + Radium 228)	pCi/l	15.6	±	2.1	Calc	Calc	1.0
Radium-226	pCi/l	15.0	±	2.1	11-23-11/1100	EPA 903.0	0.7
Radium-228	pCi/l	0.6	±	0.7	11-21-11/0930	EPA Ra-05	1.0

Alpha Standard: Th-230

James W. Hayes
Laboratory Manager

Test results meet all requirements of NELAC standards. Test results refer only to sample(s) listed. Contact person: Jim Hayes (813) 229-2879.

Page 1 of 1

KNL
LABORATORY SERVICES
2742 N. Florida Ave.
P.O. Box 1833
Tampa, Florida 33601
(813) 229-2879
Fax (813) 229-0002

DOH Certification #E84025
DEP COMPQAP # 870251

Report Date: November 28, 2011

TestAmerica-Tampa
6712 Benjamin Road
Tampa, FL 33634

Attn: Nancy Robertson

Field Custody: Client
Client/Field ID: 660-44678-5 Blank,Equipment

Sample Collection: 11-14-11/1010

Lab ID No: 11.8892
Lab Custody Date: 11-16-11/0800
Sample description: Water

CERTIFICATE OF ANALYSIS

Parameter	Units	Results			Analysis Date	Method	Detection Limit
Gross Alpha	pCi/l	0.7	±	0.5	11-21-11/0800	EPA 900.0	0.9
Combined Radium (Radium-226 + Radium 228)	pCi/l	0.7	±	0.6	Calc	Calc	1.0
Radium-226	pCi/l	0.7	±	0.5	11-23-11/1100	EPA 903.0	0.7
Radium-228	pCi/l	0.0	±	0.6	11-23-11/0945	EPA Ra-05	1.0

Alpha Standard: Th-230

James W. Hayes
Laboratory Manager

Test results meet all requirements of NELAC standards. Test results refer only to sample(s) listed. Contact person: Jim Hayes (813) 229-2879.

Page 1 of 1

KNL
LABORATORY SERVICES
2742 N. Florida Ave.
P.O. Box 1833
Tampa, Florida 33601
(813) 229-2879
Fax (813) 229-0002

DOH Certification #E84025
DEP COMPQAP # 870251

Report Date: November 28, 2011

TestAmerica-Tampa
6712 Benjamin Road
Tampa, FL 33634

Attn: Nancy Robertson

Field Custody:	Client
Client/Field ID:	660-44678-6 Keene Jr.WACS #28079
Sample Collection:	11-14-11/1211
Lab ID No:	11.8893
Lab Custody Date:	11-16-11/0800
Sample description:	Water

CERTIFICATE OF ANALYSIS

Parameter	Units	Results			Analysis Date	Method	Detection Limit
Gross Alpha	pCi/l	5.8	±	1.3	11-21-11/0800	EPA 900.0	1.0
Combined Radium (Radium-226 + Radium 228)	pCi/l	3.2	±	1.0	Calc	Calc	1.0
Radium-226	pCi/l	3.1	±	1.0	11-23-11/1100	EPA 903.0	0.7
Radium-228	pCi/l	0.1	±	0.6	11-23-11/0945	EPA Ra-05	1.0

Alpha Standard: Th-230

James W. Hayes
Laboratory Manager

Test results meet all requirements of NELAC standards. Test results refer only to sample(s) listed. Contact person: Jim Hayes (813) 229-2879.

Page 1 of 1

TestAmerica Tampa
6712 Benjamin Road Suite 100
Tampa, FL 33634
Phone (813) 885-7427 Fax (813) 885-7049

Chain of Custody Record

TestAmerica
THE LEADER IN ENVIRONMENTAL TESTING

12/6/2011

Client Information (Sub Contract Lab)	Sampler:	Lab PM: Robertson, Nancy	Carrier Tracking No(s):	COC No: 660-39632.1
Client Contact: Shipping/Receiving	Phone:	E-Mail: nancy.robertson@testamericainc.com		Page: Page 1 of 1
Company: KNL Laboratory Services		Analysis Requested		Job #: 660-44678-1
Address: 2742 North Floride Avenue, ,	Due Date Requested: 11/28/2011			Preservation Codes:
City: Tampa	TAT Requested (days):			A - HCL; B - NaOH; C - Zn Acetate; D - Nitric Acid; E - NaHSO4; F - MeOH; G - Amchlor; H - Ascorbic Acid; I - Ice; J - DI Water; K - EDTA; L - EDA; M - Hexane; N - None; O - AsNaO2; P - Na2O4S; Q - Na2SO3; R - Na2S2O3; S - H2SO4; T - TSP Dodecahydrate; U - Acetone; V - MCAA; W - ph 4-5; Z - other (specify)
State, Zip: FL, 33601				
Phone: 813-229-2879(Tel)	PO #:			Other:
Email:	WO #:			
Project Name: Southeast Landfill	Project #: 66003915			
Site:	SSOW#:			

Sample Identification - Client ID (Lab ID)	Sample Date	Sample Time	Sample Type (C=Comp, G=grab)	Matrix (W=water, S=solid, O=waste/oil, BT=Tissue, A=Air)	Field Filtered Sample (Yes or No)	Perform MS/MSD (Yes or No)	900.0 Gross Alpha	903.0 Radium 226	904.0 Radium 228	Total Number of containers	Special Instructions/Note:
			Preservation Code:								
Barnes WACS# 881 (660-44678-1)	11/14/11	13:01 Eastern		Water			X	X	X		
Holland WACS# 883 (660-44678-3)	11/14/11	11:14 Eastern		Water			X	X	X		
Weeks WACS# 914 (660-44678-4)	11/14/11	10:34 Eastern		Water			X	X	X		11.8889-93
Blank, Equipment (660-44678-5)	11/14/11	10:10 Eastern		Water			X	X	X		
Keene Jr WACS# 28079 (660-44678-6)	11/14/11	12:11 Eastern		Water			X	X	X		

Possible Hazard Identification
☐ Non-Hazard ☐ Flammable ☐ Skin Irritant ☐ Poison B ☐ Unknown ☐ Radiological

Sample Disposal (A fee may be assessed if samples are retained longer than 1 month)
☐ Return To Client ☐ Disposal By Lab ☐ Archive For _____ Months

Deliverable Requested: I, II, III, IV, Other (specify)

Special Instructions/QC Requirements:

Empty Kit Relinquished by:	Date:	Time:	Method of Shipment:

Relinquished by:	Date/Time:	Company	Received by:	Date/Time:	Company
[signature]	11-16-11 0758	TA TRA	[signature]	11-16-11 800	
Relinquished by:	Date/Time:	Company	Received by:	Date/Time:	Company
Relinquished by:	Date/Time:	Company	Received by:	Date/Time:	Company

Custody Seals Intact: Δ Yes Δ No	Custody Seal No.:	Cooler Temperature(s) °C and Other Remarks:

HILLSBOROUGH COUNTY DEPT. OF SOLID WASTE COC SHEET

SOUTHEAST LANDFILL WELL MONITORING PROGRAM

PRECLEANED SAMPLE CONTAINERS: DATE | TIME

RELINQUISHED BY: _____ REP. OF CONTRACT LAB. _____ | _____

ACCEPTED BY: [signature] REP. OF SOLID WASTE DEPT. 11-13-11 | 1:00

LOCATION: **WEEKS WACS# 914** SAMPLE MATRIX: **WATER** OTHER MATRIX: ____

PERSONAL ENGAGED IN SAMPLE COLLECTION ☐ A.Balloon ☑ JF ☐ _____

WELL VOLUME TO PURGE: 15 MIN: PURGE STARTED: DATE 11-14-11 TIME _____

ACTUAL PURGE TIME: _____ MIN:

FIELD PARAMETERS:

BY	TIME	TEMP	COND	PH	DO	TURB
B JF	10:30	23.8	487	7.04	1.68	.99 =
A JF	10:32	23.9	487	7.03	1.67	.81
A JF	10:34	23.9	487	7.04	1.68	.78

SAMPLE CONTAINERS

QTY	CONTAINER DESCRIPTION	QTY	CONTAINER DESCRIPTION	PRESERVED
6	40 ml VIAL	3	40 ml VIAL	
2	125 ml. PLASTIC	1	125 ml. PLASTIC	
	125 ml GLASS		125 ml GLASS	
	250 ml. PLASTIC	2	250 ml. PLASTIC	
	250 ml. GLASS		250 ml. GLASS	
	500 ml. PLASTIC		500 ml. PLASTIC	
	500 ml. GLASS		500 ml. GLASS	
2	LITER PLASTIC	3	LITER PLASTIC	
	LITER GLASS		LITER GLASS	
	BACTERIAL		BACTERIAL	

19 **TOTAL No. OF SAMPLES COLLECTED:**

COLLECTED DATE | TIME

11-14-11 | 10:34

ANALYSIS REQUESTED:

ANTIMONY AMMONIA-N ARSENIC BARIUM BERILLIUM CADMIUM
CHLORIDES CHROMIUM COBALT COPPER GROSS ALPHA IRON
LEAD MERCURY NICKEL NITRATE NITROGEN
RADIUM-226 & 228 SELENIUM SILVER SODIUM TDS
THALLIUM TOC TSS VANADIUM ZINC
Parameters LISTED IN 40 CFR PART 258, APPENDIX I-8260/8011

PRESERVED SAMPLES PH < 2.0 YES SAMPLE STORAGE: COOLER & ICE TO 4.0 c

ABOVE LISTED SAMPLES: DATE | TIME

RELINQUISHED BY: [signature] REP. OF SOLID WASTE DEPT. 11-14-11 | 3:20

ACCEPTED BY: [signature] REP. OF CONTRACT LAB. 11-14-11 | 3:20

REL. By. S. Esson 11.14.11 | 1630

COMMENT`S: WO#00052

[signature] 11/14/11 16:30

1, 2, 3, 7e CV-01

HILLSBOROUGH COUNTY DEPT. OF SOLID WASTE COC SHEET

SOUTHEAST LANDFILL WELL MONITORING PROGRAM

MONITORING WELLS BLANK, EQUIPMENT

PRECLEANED SAMPLE CONTAINERS: DATE | TIME

RELINQUISHED BY: _____ REP. OF CONTRACT LAB. _____ | _____

ACCEPTED BY: [signature] REP. OF SOLID WASTE DEPT. 11-10-11 1:00

LOCATION: **BLANK, EQUIPMENT** SAMPLE MATRIX: **WATER** OTHER MATRIX: ____

PERSONAL ENGAGED IN SAMPLE COLLECTION ☑ **A.Balloon** ☑ JF ☐

* Per Jim use for PW's & MW's FIELD PARAMETERS: N/A

SAMPLE CONTAINERS

QTY	CONTAINER DESCRIPTION	QTY	CONTAINER DESCRIPTION	PRESERVED
6	40 ml VIAL	3	40 ml VIAL	
2	125 ml. PLASTIC	1	125 ml. PLASTIC	
	125 ml GLASS		125 ml GLASS	
	250 ml. PLASTIC	2	250 ml. PLASTIC	
	250 ml. GLASS		250 ml. GLASS	
	500 ml. PLASTIC		500 ml. PLASTIC	
	500 ml. GLASS		500 ml. GLASS	
2	LITER PLASTIC	3	LITER PLASTIC	
	LITER GLASS		LITER GLASS	
	BACTERIAL		BACTERIAL	

19 **TOTAL No. OF SAMPLES COLLECTED:**

COLLECTED DATE | TIME
11-14-11 | 10:20

ANALYSIS REQUESTED:

Ammonia-Nitrogen Nitrate-Nitrogen TOC TDS TSS Chloride Antimony Arsenic Barium Beryllium Cadmium Chromium Cobalt Copper Iron Lead Mercury Nickel Selenium Silver Sodium Thallium Vanadium Zinc Gross-Alpha Radium-226 Radium-228 40 CFR Part 258 Appendix I

PRESERVED SAMPLES PH < 2.0 YES SAMPLE STORAGE: COOLER & ICE TO 4.0 c

ABOVE LISTED SAMPLES: DATE | TIME

RELINQUISHED BY: [signature] REP. OF SOLID WASTE DEPT. 11-14-11 3:20

ACCEPTED BY: [signature] REP. OF CONTRACT LAB. 11-14-11 3:20

REL. By. S. Esser 11.14.11 1630

COMMENT'S: WO#0052

Ernesta Edwards 11/14/11 16:30

660-44678

HILLSBOROUGH COUNTY DEPT. OF SOLID WASTE COC SHEET
SOUTHEAST LANDFILL WELL MONITORING PROGRAM

PRECLEANED SAMPLE CONTAINERS: DATE | TIME

RELINQUISHED BY: _____ REP. OF CONTRACT LAB. _____ | _____

ACCEPTED BY: _____ REP. OF SOLID WASTE DEPT. 11-10-11 | 1:00

LOCATION: **BARNES WACS# 881** SAMPLE MATRIX: **WATER** OTHER MATRIX: ____

PERSONAL ENGAGED IN SAMPLE COLLECTION ☐ A.Balloon ☑ JF ☐

WELL VOLUME TO PURGE: 15 MIN: PURGE STARTED: DATE 11-14-11 TIME _____
ACTUAL PURGE TIME: _____ MIN:

FIELD PARAMETERS:

BY	TIME	TEMP	COND	PH	DO	TURB
JF	12:57	25.2	308	7.42	3.47	7.99
JF	12:59	25.2	309	7.47	3.40	1.11
JF	1:01	25.2	308	7.48	3.36	1.15

SAMPLE CONTAINERS

QTY	CONTAINER DESCRIPTION	QTY	CONTAINER DESCRIPTION	PRESERVED
6	40 ml VIAL	3	40 ml VIAL	
2	125 ml. PLASTIC	1	125 ml. PLASTIC	
	125 ml GLASS		125 ml GLASS	
	250 ml. PLASTIC	2	250 ml. PLASTIC	
	250 ml. GLASS		250 ml. GLASS	
	500 ml. PLASTIC		500 ml. PLASTIC	
	500 ml. GLASS		500 ml. GLASS	
2	LITER PLASTIC	3	LITER PLASTIC	
	LITER GLASS		LITER GLASS	
	BACTERIAL		BACTERIAL	

19 TOTAL No. OF SAMPLES COLLECTED:

COLLECTED DATE | TIME
11-14-11 | 1:01

ANALYSIS REQUESTED:

ANTIMONY, AMMONIA-N, ARSENIC, BARIUM, BERILLIUM, CADMIUM
CHLORIDES, CHROMIUM, COBALT, COPPER, GROSS - ALPHA, IRON
LEAD, MERCURY, NICKEL, NITRATE - NITROGEN
RADIUM-226 & 228, SELENIUM, SILVER, SODIUM, TDS
THALLIUM, TOC, TSS, VANADIUM, ZINC
Parameters LISTED IN 40 CFR PART 258, APPENDIX I-8260/8011

PRESERVED SAMPLES PH < 2.0 YES SAMPLE STORAGE: COOLER & ICE TO 4.0 c

ABOVE LISTED SAMPLES:
RELINQUISHED BY: _____ REP. OF SOLID WASTE DEPT. 11-14-11 | 3:20
ACCEPTED BY: Jan Esser REP. OF CONTRACT LAB. 11-14-11 | 3:20

REL. By 11-14-11 · 1630 S.Esser

COMMENT`S: WO#00 52

Jennifer Edwards 11/14/11 16:30

HILLSBOROUGH COUNTY DEPT. OF SOLID WASTE COC SHEET

SOUTHEAST LANDFILL WELL MONITORING PROGRAM

PRECLEANED SAMPLE CONTAINERS: DATE | TIME

RELINQUISHED BY: _____ REP. OF CONTRACT LAB. _____ | _____

ACCEPTED BY: [signature] REP. OF SOLID WASTE DEPT 11-10-11 | 1:05

LOCATION: **HOLLAND WACS# 883** SAMPLE MATRIX: **WATER** OTHER MATRIX: ____

PERSONAL ENGAGED IN SAMPLE COLLECTION ~~A. Balloon~~ JF ☐ _____

WELL VOLUME TO PURGE: 15 MIN: PURGE STARTED: DATE 11-14-11 TIME 11:14

ACTUAL PURGE TIME: _____ MIN: 10:55

FIELD PARAMETERS:

	BY	TIME	TEMP	COND	PH	DO	TURB
AB	JF	11:10	24.1	352	7.12	.07	1.75
A2	JF	11:12	24.1	352	7.11	.08	.07
A3	JF	11:14	24.1	352	7.11	.08	.21

SAMPLE CONTAINERS

QTY	CONTAINER DESCRIPTION	QTY	CONTAINER DESCRIPTION	PRESERVED
6	40 ml VIAL	3	40 ml VIAL	
2	125 ml. PLASTIC	1	125 ml. PLASTIC	
	125 ml GLASS		125 ml GLASS	
	250 ml. PLASTIC	2	250 ml. PLASTIC	
	250 ml. GLASS		250 ml. GLASS	
	500 ml. PLASTIC		500 ml. PLASTIC	
	500 ml. GLASS		500 ml. GLASS	
2	LITER PLASTIC	3	LITER PLASTIC	
	LITER GLASS		LITER GLASS	
	BACTERIAL		BACTERIAL	

19 **TOTAL No. OF SAMPLES COLLECTED:**

COLLECTED DATE | TIME

11-14-11 | 11:14

ANALYSIS REQUESTED:

ANTIMONY	AMMONIA-N	ARSENIC	BARIUM	BERILLIUM	CADMIUM
CHLORIDES	CHROMIUM	COBALT	COPPER	GROSS ALPHA	IRON
LEAD	MERCURY	NICKEL	NITRATE NITROGEN		
RADIUM-226 & 228		SELENIUM	SILVER	SODIUM	TDS
THALLIUM	TOC	TSS	VANADIUM	ZINC	

Parameters LISTED IN 40 CFR PART 258, APPENDIX I-8260/8011

PRESERVED SAMPLES PH < 2.0 ~~YES~~ SAMPLE STORAGE: COOLER & ICE TO 4.0 c

ABOVE LISTED SAMPLES: DATE | TIME

RELINQUISHED BY: [signature] REP. OF SOLID WASTE DEPT. 11-14-11 | 3:20

ACCEPTED BY: [signature] REP. OF CONTRACT LAB. 11-14-11 | 3:20

REL. By S. Esser 11-14-11 1630

COMMENT`S: WO#00052

[signature] 11/14/11 16:38

HILLSBOROUGH COUNTY DEPT. OF SOLID WASTE COC SHEET
SOUTHEAST LANDFILL WELL MONITORING PROGRAM

PRECLEANED SAMPLE CONTAINERS: DATE | TIME

RELINQUISHED BY: _____ REP. OF CONTRACT LAB. _____ | _____

ACCEPTED BY: [signature] REP. OF SOLID WASTE DEPT. 11-10-11 | 1:02

LOCATION: **Keene Jr. WACS# 28079** SAMPLE MATRIX: **WATER** OTHER MATRIX: ____

PERSONAL ENGAGED IN SAMPLE COLLECTION ☐ A. Balloon ☑ JF ☐

WELL VOLUME TO PURGE: 15 MIN: PURGE STARTED: DATE 11-14-11 TIME 11:52
ACTUAL PURGE TIME: _____ MIN:

FIELD PARAMETERS:

	BY	TIME	TEMP	COND	PH	DO	TURB
A3	JF	12:07	25.0	352 311	7.56	.13	.60
A3	JF	12:09	25.0	352 311	7.56	.15	.54
A3	JF	12:11	25.0	352 311	7.56	.14	.37

SAMPLE CONTAINERS

QTY	CONTAINER DESCRIPTION	QTY	CONTAINER DESCRIPTION	PRESERVED
6	40 ml VIAL	3	40 ml VIAL	
2	125 ml. PLASTIC	1	125 ml. PLASTIC	
	125 ml GLASS		125 ml GLASS	
	250 ml. PLASTIC	2	250 ml. PLASTIC	
	250 ml. GLASS		250 ml. GLASS	
	500 ml. PLASTIC		500 ml. PLASTIC	
	500 ml. GLASS		500 ml. GLASS	
2	LITER PLASTIC	3	LITER PLASTIC	
	LITER GLASS		LITER GLASS	
	BACTERIAL		BACTERIAL	

19 **TOTAL No. OF SAMPLES COLLECTED:**

COLLECTED
DATE | TIME
11-14-11 | 12:11

ANALYSIS REQUESTED:

ANTIMONY AMMONIA-N ARSENIC BARIUM BERILLIUM CADMIUM
CHLORIDES CHROMIUM COBALT COPPER GROSS ALPHA IRON
LEAD MERCURY NICKEL NITRATE NITROGEN
RADIUM-226 & 228 SELENIUM SILVER SODIUM TDS
THALLIUM TOC TSS VANADIUM ZINC
Parameters LISTED IN 40 CFR PART 258, APPENDIX I-8260/8011

PRESERVED SAMPLES PH < 2.0 YES SAMPLE STORAGE: COOLER & ICE TO 4.0 c

ABOVE LISTED SAMPLES: DATE | TIME
RELINQUISHED BY: [signature] REP. OF SOLID WASTE DEPT. 11-14-11 | 3:2
ACCEPTED BY: [signature] REP. OF CONTRACT LAB. 11-14-11 | 3:20
REL. By S.Esser 11-14-11 1630

COMMENTS: WO#00352

Enrika Edwards 11/14/11 16:30

TestAmerica 6712 Benjamin Rd., Ste. 100, Tampa, FL 33634
DEP-SOP-001/01
FS 2200 Groundwater Sampling

GROUNDWATER SAMPLING LOG SET A

COC#:

~~Meters: HACH 04100034256 / YSI 08H100611~~ R

SITE NAME: SE 1F / HCSW		SITE LOCATION: Balm	
WELL NO:	SAMPLE ID: weeks		DATE: 11/14/11

PURGING DATA

WELL DIAMETER (inches): na	TUBING DIAMETER (inches): na	WELL SCREEN INTERVAL DEPTH: feet to feet	STATIC DEPTH TO WATER (feet): na	PURGE PUMP TYPE OR BAILER: Valve

Measuring Point Elevation (ft/msl) - Water Level = Water Level Elevation
MP Elevation =

private wells

WELL VOLUME PURGE: 1 WELL VOLUME = (TOTAL WELL DEPTH – STATIC DEPTH TO WATER) X WELL CAPACITY
(only fill out if applicable)
= (na feet – na feet) X gallons/foot = gallons

EQUIPMENT VOLUME PURGE: 1 EQUIPMENT VOL. = PUMP VOLUME + (TUBING CAPACITY X TUBING LENGTH) + FLOW CELL VOLUME
(only fill out if applicable)
= gallons + (gallons/foot X feet) + gallons = gallons

INITIAL PUMP OR TUBING DEPTH IN WELL (feet): na	FINAL PUMP OR TUBING DEPTH IN WELL (feet): na	PURGING INITIATED AT: 1015	PURGING ENDED AT: 1034	TOTAL VOLUME PURGED (gallons): 95.0

TIME	VOLUME PURGED (gallons)	CUMUL. VOLUME PURGED (gallons)	PURGE RATE (gpm)	DEPTH TO WATER (feet)	pH (standard units)	TEMP. (°C)	COND. (circle units) µS/cm	DISSOLVED OXYGEN (circle units) mg/L	TURBIDITY (NTUs)		COLOR describe	ODOR
1030	75.0	75.0	5.0	na	7.04	23.8	487	1.68	0.99		clear	no
1032	10.0	85.0	↓	↓	7.03	23.9	487	1.67	0.81		clear	no
1034	10.0	95.0	↓	↓	7.04	23.9	487	1.68	0.78		clear	no

WELL CAPACITY (Gallons Per Foot): 0.75" = 0.02; 1" = 0.04; 1.25" = 0.06; 2" = 0.16; 3" = 0.37; 4" = 0.65; 5" = 1.02; 6" = 1.47; 12" = 5.88
TUBING INSIDE DIA. CAPACITY (Gal./Ft.): 1/8" = 0.0006; 3/16" = 0.0014; 1/4" = 0.0026; 5/16" = 0.004; 3/8" = 0.006; 1/2" = 0.010; 5/8" = 0.016

PURGING EQUIPMENT CODES: B = Bailer; BP = Bladder Pump; ESP = Electric Submersible Pump; PP = Peristaltic Pump; O = Other (Specify)

SAMPLING DATA

SAMPLED BY (PRINT) / AFFILIATION: [signature] TA Tampa	SAMPLER(S) SIGNATURE(S): [signature]	SAMPLING INITIATED AT: 1015	SAMPLING ENDED AT: 1045
PUMP OR TUBING DEPTH IN WELL (feet): na	TUBING MATERIAL CODE: na	FIELD-FILTERED: Y (N) Filtration Equipment Type:	FILTER SIZE: ____ µm
FIELD DECONTAMINATION: PUMP Y (N)	TUBING Y (N) (replaced)	DUPLICATE: Y (N)	

SAMPLE CONTAINER SPECIFICATION				SAMPLE PRESERVATION			INTENDED ANALYSIS AND/OR METHOD	SAMPLING EQUIPMENT CODE	SAMPLE PUMP FLOW RATE (mL per minute)
SAMPLE ID CODE	# CONTAINERS	MATERIAL CODE	VOLUME	PRESERVATIVE USED	TOTAL VOL ADDED IN FIELD (mL)	FINAL pH			
				See COC					

REMARKS:
clients meters used private well let well purge 15 min before 1st Rep 75°F Clear Eq Blank 1010

MATERIAL CODES: AG = Amber Glass; CG = Clear Glass; PE = Polyethylene; PP = Polypropylene; S = Silicone; T = Teflon; O = Other (Specify)

SAMPLING EQUIPMENT CODES: APP = After Peristaltic Pump; B = Bailer; BP = Bladder Pump; ESP = Electric Submersible Pump; RFPP = Reverse Flow Peristaltic Pump; SM = Straw Method (Tubing Gravity Drain); O = Other (Specify)

NOTES: 1. The above do not constitute all of the information required by Chapter 62-160, F.A.C.
2. STABILIZATION CRITERIA FOR RANGE OF VARIATION OF LAST THREE CONSECUTIVE READINGS (SEE FS 2212, SECTION 3)
pH: ± 0.2 units Temperature: ± 0.2 °C Specific Conductance: ± 5% Dissolved Oxygen: all readings ≤ 20% saturation (see Table FS 2200-2); optionally, ± 0.2 mg/L or ± 10% (whichever is greater) Turbidity: all readings ≤ 20 NTU; optionally ± 5 NTU or ± 10% (whichever is greater)

Form #: FFD016:03.24.11:2
Logbook ID#: NFD106:10.12.11:6

TestAmerica 6712 Benjamin Rd., Ste. 100, Tampa, FL 33634
DEP-SOP-001/01
FS 2200 Groundwater Sampling

GROUNDWATER SAMPLING LOG SET A

COC#:

~~Meters: HACH 04100034256 / YSI 08H100614~~

SITE NAME: SELF / ACSW		SITE LOCATION: Balm	
WELL NO:	SAMPLE ID: Holland		DATE: 11/14/11

PURGING DATA

WELL DIAMETER (inches): na	TUBING DIAMETER (inches): na	WELL SCREEN INTERVAL DEPTH: feet to feet	STATIC DEPTH TO WATER (feet): na	PURGE PUMP TYPE OR BAILER: Vake

Measuring Point Elevation (ft/msl) - Water Level = Water Level Elevation
MP Elevation =

Private well

WELL VOLUME PURGE: 1 WELL VOLUME = (TOTAL WELL DEPTH – STATIC DEPTH TO WATER) X WELL CAPACITY
(only fill out if applicable)
= (na feet – na feet) X gallons/foot = gallons

EQUIPMENT VOLUME PURGE: 1 EQUIPMENT VOL. = PUMP VOLUME + (TUBING CAPACITY X TUBING LENGTH) + FLOW CELL VOLUME
(only fill out if applicable)
= gallons + (gallons/foot X feet) + gallons = gallons

INITIAL PUMP OR TUBING DEPTH IN WELL (feet): na	FINAL PUMP OR TUBING DEPTH IN WELL (feet): na	PURGING INITIATED AT: 1055	PURGING ENDED AT: 1114	TOTAL VOLUME PURGED (gallons): 95.0

TIME	VOLUME PURGED (gallons)	CUMUL. VOLUME PURGED (gallons)	PURGE RATE (gpm)	DEPTH TO WATER (feet)	pH (standard units)	TEMP. (°C)	COND. (circle units) mS/cm	DISSOLVED OXYGEN (circle units) mg/L	TURBIDITY (NTUs)		COLOR describe	ODOR
1110	75.0	75.0	5.0	na	7.12	24.1	352	.07	1.75		Clear	no
1112	10.0	85.0	↓	↓	7.11	24.1	352	.08	0.07		Clear	no
1114	10.0	95.0	↓	↓	7.11	24.1	352	.08	0.21		Clear	no

WELL CAPACITY (Gallons Per Foot): 0.75" = 0.02; 1" = 0.04; 1.25" = 0.06; 2" = 0.16; 3" = 0.37; 4" = 0.65; 5" = 1.02; 6" = 1.47; 12" = 5.88
TUBING INSIDE DIA. CAPACITY (Gal./Ft.): 1/8" = 0.0006; 3/16" = 0.0014; 1/4" = 0.0026; 5/16" = 0.004; 3/8" = 0.006; 1/2" = 0.010; 5/8" = 0.016

PURGING EQUIPMENT CODES: B = Bailer; BP = Bladder Pump; ESP = Electric Submersible Pump; PP = Peristaltic Pump; O = Other (Specify)

SAMPLING DATA

SAMPLED BY (PRINT) / AFFILIATION: Jason Ford TA Tampa	SAMPLER(S) SIGNATURE(S): Jason Ford	SAMPLING INITIATED AT: 1053	SAMPLING ENDED AT: 1128
PUMP OR TUBING DEPTH IN WELL (feet): na	TUBING MATERIAL CODE: na	FIELD-FILTERED: Y (N) Filtration Equipment Type:	FILTER SIZE: ____ µm
FIELD DECONTAMINATION: PUMP Y (N)	TUBING Y (N) (Replaced)	DUPLICATE: Y (N)	

SAMPLE CONTAINER SPECIFICATION				SAMPLE PRESERVATION			INTENDED ANALYSIS AND/OR METHOD	SAMPLING EQUIPMENT CODE	SAMPLE PUMP FLOW RATE (mL per minute)
SAMPLE ID CODE	# CONTAINERS	MATERIAL CODE	VOLUME	PRESERVATIVE USED	TOTAL VOL ADDED IN FIELD (mL)	FINAL pH			
				See Cal					

REMARKS:
clients meters used. let well prime 15 min before 1st clear 77°F Sunny

MATERIAL CODES: AG = Amber Glass; CG = Clear Glass; PE = Polyethylene; PP = Polypropylene; S = Silicone; T = Teflon; O = Other (Specify)

SAMPLING EQUIPMENT CODES: APP = After Peristaltic Pump; B = Bailer; BP = Bladder Pump; ESP = Electric Submersible Pump; RFPP = Reverse Flow Peristaltic Pump; SM = Straw Method (Tubing Gravity Drain); O = Other (Specify)

NOTES: 1. The above do not constitute all of the information required by Chapter 62-160, F.A.C.
2. STABILIZATION CRITERIA FOR RANGE OF VARIATION OF LAST THREE CONSECUTIVE READINGS (SEE FS 2212, SECTION 3)
pH: ± 0.2 units Temperature: ± 0.2 °C Specific Conductance: ± 5% Dissolved Oxygen: all readings ≤ 20% saturation (see Table FS 2200-2); optionally, ± 0.2 mg/L or ± 10% (whichever is greater) Turbidity: all readings ≤ 20 NTU; optionally ± 5 NTU or ± 10% (whichever is greater)

Form #: FFD016:03.24.11:2
Logbook ID#: NFD106:10.12.11:6

TestAmerica 6712 Benjamin Rd., Ste. 100, Tampa, FL 33634
DEP-SOP-001/01
FS 2200 Groundwater Sampling

GROUNDWATER SAMPLING LOG SET A

COC#:

Meters: HACH 64100034256 / YSI 08H100611

SITE NAME: SECF / HCSW		SITE LOCATION: Balm	
WELL NO:	SAMPLE ID: Keen		DATE: 11/14/11

PURGING DATA

WELL DIAMETER (inches): na	TUBING DIAMETER (inches): na	WELL SCREEN INTERVAL DEPTH: feet to feet	STATIC DEPTH TO WATER (feet): na	PURGE PUMP TYPE OR BAILER: Vake

Measuring Point Elevation (ft/msl) - Water Level = Water Level Elevation
MP Elevation =

WELL VOLUME PURGE: 1 WELL VOLUME = (TOTAL WELL DEPTH – STATIC DEPTH TO WATER) X WELL CAPACITY
(only fill out if applicable)
= (na feet – na feet) X gallons/foot = gallons

EQUIPMENT VOLUME PURGE: 1 EQUIPMENT VOL. = PUMP VOLUME + (TUBING CAPACITY X TUBING LENGTH) + FLOW CELL VOLUME
(only fill out if applicable)
= gallons + (gallons/foot X feet) + gallons = gallons

INITIAL PUMP OR TUBING DEPTH IN WELL (feet): na	FINAL PUMP OR TUBING DEPTH IN WELL (feet): na	PURGING INITIATED AT: 1152	PURGING ENDED AT: 1211	TOTAL VOLUME PURGED (gallons): 95.0

TIME	VOLUME PURGED (gallons)	CUMUL. VOLUME PURGED (gallons)	PURGE RATE (gpm)	DEPTH TO WATER (feet)	pH (standard units)	TEMP. (°C)	COND. (circle units) µS/cm	DISSOLVED OXYGEN (circle units) mg/L	TURBIDITY (NTUs)		COLOR describe	ODOR
1207	75.0	75.0	5.0	na	7.56	25.0	311	.15	0.60		clear	no
1209	10.0	85.0	↓	↓	7.56	25.0	311	.15	0.54		clear	no
1211	10.0	95.0	↓	↓	7.56	25.0	311	.14	0.37		clear	no

WELL CAPACITY (Gallons Per Foot): 0.75" = 0.02; 1" = 0.04; 1.25" = 0.06; 2" = 0.16; 3" = 0.37; 4" = 0.65; 5" = 1.02; 6" = 1.47; 12" = 5.88
TUBING INSIDE DIA. CAPACITY (Gal./Ft.): 1/8" = 0.0006; 3/16" = 0.0014; 1/4" = 0.0026; 5/16" = 0.004; 3/8" = 0.006; 1/2" = 0.010; 5/8" = 0.016

PURGING EQUIPMENT CODES: B = Bailer; BP = Bladder Pump; ESP = Electric Submersible Pump; PP = Peristaltic Pump; O = Other (Specify)

SAMPLING DATA

SAMPLED BY (PRINT) / AFFILIATION: [illegible] TA Tampa	SAMPLER(S) SIGNATURE(S): [illegible]	SAMPLING INITIATED AT: 1150	SAMPLING ENDED AT: 1219
PUMP OR TUBING DEPTH IN WELL (feet): na	TUBING MATERIAL CODE: na	FIELD-FILTERED: Y (N) Filtration Equipment Type:	FILTER SIZE: ____ µm
FIELD DECONTAMINATION: PUMP Y (N)	TUBING Y N (replaced)	DUPLICATE: Y (N)	

SAMPLE CONTAINER SPECIFICATION				SAMPLE PRESERVATION			INTENDED ANALYSIS AND/OR METHOD	SAMPLING EQUIPMENT CODE	SAMPLE PUMP FLOW RATE (mL per minute)
SAMPLE ID CODE	# CONTAINERS	MATERIAL CODE	VOLUME	PRESERVATIVE USED	TOTAL VOL ADDED IN FIELD (mL)	FINAL pH			
				See COC					

REMARKS:
Olients meters used let well purge 15 min before 1st read. Sunny 78°F

MATERIAL CODES: AG = Amber Glass; CG = Clear Glass; PE = Polyethylene; PP = Polypropylene; S = Silicone; T = Teflon; O = Other (Specify)

SAMPLING EQUIPMENT CODES: APP = After Peristaltic Pump; B = Bailer; BP = Bladder Pump; ESP = Electric Submersible Pump; RFPP = Reverse Flow Peristaltic Pump; SM = Straw Method (Tubing Gravity Drain); O = Other (Specify)

NOTES: 1. The above do not constitute all of the information required by Chapter 62-160, F.A.C.
2. STABILIZATION CRITERIA FOR RANGE OF VARIATION OF LAST THREE CONSECUTIVE READINGS (SEE FS 2212, SECTION 3)
pH: ± 0.2 units Temperature: ± 0.2 °C Specific Conductance: ± 5% Dissolved Oxygen: all readings ≤ 20% saturation (see Table FS 2200-2); optionally, ± 0.2 mg/L or ± 10% (whichever is greater) Turbidity: all readings ≤ 20 NTU; optionally ± 5 NTU or ± 10% (whichever is greater)

Form #: FFD016:03.24.11:2
Logbook ID#: NFD106:10.12.11:6

TestAmerica 6712 Benjamin Rd., Ste. 100, Tampa, FL 33634
DEP-SOP-001/01
FS 2200 Groundwater Sampling

GROUNDWATER SAMPLING LOG SET A

COC#:

Meters: ~~HACH 04100034258 / YSI 08H10061~~

SITE NAME: SELF / HCSW	SITE LOCATION: Balm
WELL NO:	SAMPLE ID: Barnes
DATE: 11/14/11	

PURGING DATA

WELL DIAMETER (inches): na	TUBING DIAMETER (inches): na	WELL SCREEN INTERVAL DEPTH: feet to feet	STATIC DEPTH TO WATER (feet): na	PURGE PUMP TYPE OR BAILER: Valve

Measuring Point Elevation (ft/msl) - Water Level = Water Level Elevation
MP Elevation =

Bridge well

WELL VOLUME PURGE: 1 WELL VOLUME = (TOTAL WELL DEPTH – STATIC DEPTH TO WATER) X WELL CAPACITY
(only fill out if applicable)
= (na feet – feet) X na gallons/foot = gallons

EQUIPMENT VOLUME PURGE: 1 EQUIPMENT VOL. = PUMP VOLUME + (TUBING CAPACITY X TUBING LENGTH) + FLOW CELL VOLUME
(only fill out if applicable)
= gallons + (gallons/foot X feet) + gallons = gallons

INITIAL PUMP OR TUBING DEPTH IN WELL (feet): na	FINAL PUMP OR TUBING DEPTH IN WELL (feet): na	PURGING INITIATED AT: 1242	PURGING ENDED AT: 1301	TOTAL VOLUME PURGED (gallons): 95.0

TIME	VOLUME PURGED (gallons)	CUMUL. VOLUME PURGED (gallons)	PURGE RATE (gpm)	DEPTH TO WATER (feet)	pH (standard units)	TEMP. (°C)	COND. (circle units) µS/cm	DISSOLVED OXYGEN (circle units) mg/L	TURBIDITY (NTUs)		COLOR describe	ODOR
1257	75.0	75.0	5.0	na	7.42	25.2	308	3.47	7.99		clear	no
1259	10.0	85.0	↓	↓	7.47	25.2	309	3.40	7.11		clear	no
1301	10.0	95.0	↓	↓	7.48	25.2	308	3.36	7.15		clear	no

WELL CAPACITY (Gallons Per Foot): 0.75" = 0.02; 1" = 0.04; 1.25" = 0.06; 2" = 0.16; 3" = 0.37; 4" = 0.65; 5" = 1.02; 6" = 1.47; 12" = 5.88
TUBING INSIDE DIA. CAPACITY (Gal./Ft.): 1/8" = 0.0006; 3/16" = 0.0014; 1/4" = 0.0026; 5/16" = 0.004; 3/8" = 0.006; 1/2" = 0.010; 5/8" = 0.016

PURGING EQUIPMENT CODES: B = Bailer; BP = Bladder Pump; ESP = Electric Submersible Pump; PP = Peristaltic Pump; O = Other (Specify)

SAMPLING DATA

SAMPLED BY (PRINT) / AFFILIATION: Jason Fine TA Tampa	SAMPLER(S) SIGNATURE(S): [signature]	SAMPLING INITIATED AT: 1240	SAMPLING ENDED AT: 1312
PUMP OR TUBING DEPTH IN WELL (feet): na	TUBING MATERIAL CODE: na	FIELD-FILTERED: Y N Filtration Equipment Type:	FILTER SIZE: ____ µm
FIELD DECONTAMINATION: PUMP Y N	TUBING Y N (replaced)	DUPLICATE: Y N	

SAMPLE CONTAINER SPECIFICATION				SAMPLE PRESERVATION			INTENDED ANALYSIS AND/OR METHOD	SAMPLING EQUIPMENT CODE	SAMPLE PUMP FLOW RATE (mL per minute)
SAMPLE ID CODE	# CONTAINERS	MATERIAL CODE	VOLUME	PRESERVATIVE USED	TOTAL VOL ADDED IN FIELD (mL)	FINAL pH			
				See COC					

REMARKS:
Clients meters use let well purge 15 min before 1st read 80°F Jet Clay

MATERIAL CODES: AG = Amber Glass; CG = Clear Glass; PE = Polyethylene; PP = Polypropylene; S = Silicone; T = Teflon; O = Other (Specify)

SAMPLING EQUIPMENT CODES: APP = After Peristaltic Pump; B = Bailer; BP = Bladder Pump; ESP = Electric Submersible Pump; RFPP = Reverse Flow Peristaltic Pump; SM = Straw Method (Tubing Gravity Drain); O = Other (Specify)

NOTES: 1. The above do not constitute all of the information required by Chapter 62-160, F.A.C.
2. STABILIZATION CRITERIA FOR RANGE OF VARIATION OF LAST THREE CONSECUTIVE READINGS (SEE FS 2212, SECTION 3)
pH: ± 0.2 units Temperature: ± 0.2 °C Specific Conductance: ± 5% Dissolved Oxygen: all readings ≤ 20% saturation (see Table FS 2200-2); optionally, ± 0.2 mg/L or ± 10% (whichever is greater) Turbidity: all readings ≤ 20 NTU; optionally ± 5 NTU or ± 10% (whichever is greater)

Login Sample Receipt Checklist

Client: Hillsborough County Public Utilities Dep

Job Number: 660-44678-2

Login Number: 44678

List Source: TestAmerica Tampa

List Number: 1

Creator: Edwards, Erricka

Question	Answer	Comment
Radioactivity either was not measured or, if measured, is at or below background	True	
The cooler's custody seal, if present, is intact.	True	
The cooler or samples do not appear to have been compromised or tampered with.	True	
Samples were received on ice.	True	1.2, 0.3, 0.7 degrees C Cu-07
Cooler Temperature is acceptable.	True	
Cooler Temperature is recorded.	True	
COC is present.	True	
COC is filled out in ink and legible.	True	
COC is filled out with all pertinent information.	True	
Is the Field Sampler's name present on COC?	True	
There are no discrepancies between the sample IDs on the containers and the COC.	True	
Samples are received within Holding Time.	True	
Sample containers have legible labels.	True	
Containers are not broken or leaking.	True	
Sample collection date/times are provided.	True	
Appropriate sample containers are used.	True	
Sample bottles are completely filled.	True	
Sample Preservation Verified.	True	
There is sufficient vol. for all requested analyses, incl. any requested MS/MSDs	True	
VOA sample vials do not have headspace or bubble is <6mm (1/4") in diameter.	True	
Multiphasic samples are not present.	True	
Samples do not require splitting or compositing.	True	
Residual Chlorine Checked.	True	

BOARD OF COUNTY COMMISSIONERS
Brian Blair
Kathy Castor
Ken Hagan
Jim Norman
Thomas Scott
Mark Sharpe
Ronda Storms

Hillsborough County
Florida

Office of the County Administrator
Patricia G. Bean

Deputy County Administrator
Wally Hill

Assistant County Administrators
Bernardo Garcia
Carl S. Harness
Manus J. O' Donnell

June 20, 2006

Dept. of Environmental Protection

JUN 22 2006

Southwest District

Mr. John Morris, P.G.
Department of Environmental Protection
Solid Waste Section
13051 Telecom Parkway
Temple Terrace, FL 33637

Re: Southeast County Landfill Private Wells
Analytical Data Report – May 2006

Dear Mr. Morris:

The Hillsborough County Solid Waste Management Department (SWMD) is pleased to provide the analytical data report for the quarterly water quality monitoring of the three domestic supply wells in the vicinity of the Southeast County Landfill. Samples from the domestic supply wells were collected on May 8, 2006 and analyzed by our contract laboratory, Severn Trent Laboratories, Inc. (STL).

The former McBride domestic supply well was not sampled during this water quality event because the SWMD has still not been successful in obtaining permission to access the property from the new owner. If the SWMD obtains permission for access in the future, this supply well will be added back into the program.

Enclosed for your review please find the analytical data summary table, copies of the letters to the private well owners, and the complete laboratory data sheets. The analytical results exhibit iron, gross alpha, and radium 226 in the Weeks well and iron in the Holland well exceeding standards. The iron, gross alpha, and radium 226 observed are consistent with the historical data set, and have previously been attributed to the past phosphate mining activities in the area.

Should you have any questions or require any additional information, please feel free to contact me directly at (813) 276-2944.

Sincerely,

6/10/2006

David S. Adams, P.G.
Environmental Manager
Solid Waste Management



Enclosures

xc: Patricia Berry, Solid Waste Management Department
Larry Ruiz, Solid Waste Management Department
Ernest Ely, General Manager, Waste Management, Southeast Landfill
Paul Schipfer, Environmental Protection Commission
Irene Barnes, Southeast Hillsborough Civic Association

Analytical Results from Private Well Samples at the Southeast Landfill
May 8, 2006

GENERAL (mg/l)	Private Wells			(MCL) STANDARD
PARAMETERS	Weeks	Holland	Barnes	F.A.C. 62-550
conductivity (umhos/cm) (field)	385	285	290	NS
pH (field)	7.06	7.20	7.34	(6.5 - 8.5)**
total dissolved solids (mg/l)	320	220	240	500**
temperature (°C) (field)	23.79	24.13	24.31	NS
turbidity (NTU) (field)	2.60	0.50	0.20	NS
chloride (mg/l)	30	21	10.0	250**
ammonia nitrogen (mg/l as N)	0.1	0.051	0.25	NS
nitrate (mg/l as N)	0.034	BDL	0.035	10*
dissolved oxygen (mg/l) (field)	7.04	7.32	5.13	NS
total gross alpha (pCi/l)	**21.0**	4.3	5.4	15*
radium 226 (pCi/l)	**10.3**	3.3	3.5	5*
radium 228 (pCi/l)	BDL	BDL	BDL	5*

	Private Wells			(MCL) STANDARD
Metals: (mg/l)	Weeks	Holland	Barnes	F.A.C. 62-550
iron	**0.46**	**1.5**	0.041	0.3**
chromium	BDL	BDL	BDL	0.2
copper	BDL	BDL	BDL	1**
barium	0.0048	0.0042	0.0052	2*
arsenic	BDL	BDL	BDL	0.05*
lead	BDL	BDL	0.0017	0.015*
sodium	8.1	5	16	160*
antimony	BDL	BDL	BDL	0.006*
thallium	BDL	BDL	0.00042	0.002*
mercury	BDL	BDL	BDL	0.002
zinc	0.120	0.049	0.079	5**

Organics: (µg/l)				
E.P.A. Methods 8260	Private Wells			(MCL) STANDARD
Organic Parameters Detected	Weeks	Holland	Barnes	F.A.C. 62-550
1,1-dichloroethene	BDL	BDL	BDL	7*

Notes: Reference Groundwater Guidance Concentrations, FDEP June 1994
NS=NO STANDARD
MCL=MAXIMUM CONTAMINANT LEVEL
BDL=BELOW DETECTION LIMIT
*=DENOTES PRIMARY DRINKING WATER STANDARD
**=DENOTES SECONDARY DRINKING WATER STANDARD
21 EXCEEDS STANDARDS
NTU=NEPHELOMETRIC TURBIDITY UNITS
pCi/l=PICOCURIES PER LITER
ug/l=MICROGRAMS PER LITER
mg/l=MILLIGRAMS PER LITER

Prepared by: Mike Townsel
QC'd: Jim Clayton
FinalQC: David Adams, P.G.

BOARD OF COUNTY COMMISSIONERS
Brian Blair
Kathy Castor
Ken Hagan
Jim Norman
Thomas Scott
Mark Sharpe
Ronda Storms

Hillsborough County
Florida

Office of the County Administrator
Patricia G. Bean

Deputy County Administrator
Wally Hill

Assistant County Administrators
Bernardo Garcia
Carl S. Harness
Manus J. O' Donnell

June 20, 2006

Mr. Tom Holland
121 Carter Road
Lithia, FL 33547

Subject: Laboratory Analytical Data
Domestic Supply Well
121 Carter Road

Dear Mr. Holland:

The Hillsborough County Solid Waste Management Department (SWMD) is pleased to provide the analytical data for your domestic supply well which was sampled on May 8, 2006. Iron was observed at a concentration of 1.50 mg/l which is above the Florida Secondary Drinking Water Standard (FAC Ch 62-550.320) of 0.30 mg/l. All other parameters are within Primary and Secondary Drinking Water Standards (FAC Ch 62-550.310-.320).

For health effects information you may call the Hillsborough County Health Department at (813) 307-8001. If you have any questions on the analysis, you may call me at 276-2955. Thank you for your continued permission to test this well.

Sincerely,

6/20/06

Michael D. Townsel
Hydrologist
Solid Waste Management Department

mdt
Enclosures

xc: Irene Barnes, Southeast Hillsborough Civic Association
Cindy Morris, Hillsborough County Health Department

BOARD OF COUNTY COMMISSIONERS
Brian Blair
Kathy Castor
Ken Hagan
Jim Norman
Thomas Scott
Mark Sharpe
Ronda Storms

Hillsborough County
Florida

Office of the County Administrator
Patricia G. Bean

Deputy County Administrator
Wally Hill

Assistant County Administrators
Bernardo Garcia
Carl S. Harness
Manus J. O' Donnell

June 20, 2006

Mr. Howard Barnes
P.O. Box 108
Lithia, FL 33547

Subject: Laboratory Analytical Data
Domestic Supply Well
17502 County Road 672

Dear Mr. Barnes:

The Hillsborough County Solid Waste Management Department (SWMD) is pleased to provide the analytical data for your domestic supply well which was sampled on May 8, 2006. All parameters are within Primary and Secondary Drinking Water Standards (FAC Ch 62-550.310-.320).

If you have any questions on the analysis, you may call me at 276-2955. Thank you for your continued permission to test this well.

Sincerely,

6/20/06

Michael D. Townsel
Hydrologist
Solid Waste Management Department

mdt
Enclosures

xc Irene Barnes, Southeast Hillsborough Civic Association
Cindy Morris, Hillsborough County Health Department

BOARD OF COUNTY COMMISSIONERS
Brian Blair
Kathy Castor
Ken Hagan
Jim Norman
Thomas Scott
Mark Sharpe
Ronda Storms

Hillsborough County
Florida

Office of the County Administrator
Patricia G. Bean

Deputy County Administrator
Wally Hill

Assistant County Administrators
Bernardo Garcia
Carl S. Harness
Manus J. O' Donnell

June 20, 2006

Mr. & Mrs. Harold Weeks
116 Wendel Ave.
Lithia, FL 33547

Subject: Laboratory Analytical Data
Domestic Supply Well
116 Wendel Ave.

Dear Mr. & Mrs. Weeks:

The Hillsborough County Solid Waste Management Department (SWMD) is pleased to provide the analytical data for your domestic supply well which was sampled on May 8, 2006. Iron was observed at a concentration of 0.46 mg/l. This value exceeds the Florida Secondary Drinking Water Standard (FAC Ch 62-550.320) of 0.30 mg/l. Total gross alpha and Radium 226 was also observed at concentrations of 21 pCi/l and 10.3 pCi/l, respectfully. These values exceed the Florida Primary Drinking Water Standard (FAC Ch 62-550.310) of 15 pCi/l and 5.0 pCi/l. All other parameters tested are within Florida Primary and Secondary Drinking Water Standards (FAC Ch 62-550.310-.320).

For health effects information you may call the Hillsborough Health Department at (813) 307-8001. If you have any questions on the analysis, you may call me at 276-2955. Thank you for your permission to test this well.

Sincerely,

6/20/06

Michael D. Townsel
Hydrologist
Solid Waste Management Department

mdt
Enclosures
xc: Irene Barnes, Southeast Hillsborough Civic Association
Cindy Morris, Hillsborough County Health Department

SEVERN TRENT STL®

Mr. Jim Clayton
Hillsborough County
Solid Waste Management Department
PO BOX 1110
24th Floor
Tampa, FL 33601

Job Number: 660-8892-1

Client Sample ID: WEEKS **Lab Sample ID: 660-8892-2**

Date Sampled: 05/08/2006 1005
Date Received: 05/08/2006 1400
Percent Solids:

Analyte	Result/Qualifier	Unit	NONE	Dilution
Method: Field Sampling	Date Prepared:		Date Analyzed: 05/08/2006 1005	
Field pH	7.06	SU		1.0
Field Temperature	23.79	Degrees C		1.0
Oxygen, Dissolved	7.04	mg/L		1.0
Specific Conductance	385	umhos/cm		1.0
Turbidity	02.6	NTU		1.0

SEVERN TRENT STL®

Mr. Jim Clayton
Hillsborough County
Solid Waste Management Department
PO BOX 1110
24th Floor
Tampa, FL 33601

Job Number: 660-8892-1

Client Sample ID: WEEKS **Lab Sample ID: 660-8892-2**

Date Sampled: 05/08/2006 1005
Date Received: 05/08/2006 1400

Analyte	Result/Qualifier		Unit	MDL	PQL	Dilution
Method: 8260B	Date Prepared: 05/16/2006 1430			Date Analyzed: 05/16/2006 1430		
Acetone	9.9	U	ug/L	9.9	20	1.0
Acrylonitrile	1.2	U	ug/L	1.2	100	1.0
Benzene	0.27	U	ug/L	0.27	1.0	1.0
Bromodichloromethane	0.35	U	ug/L	0.35	1.0	1.0
Bromoform	0.58	U	ug/L	0.58	1.0	1.0
Bromomethane	0.66	U	ug/L	0.66	1.0	1.0
Methyl Ethyl Ketone	8.4	U	ug/L	8.4	10	1.0
Carbon disulfide	0.85	U	ug/L	0.85	1.0	1.0
Carbon tetrachloride	0.42	U	ug/L	0.42	1.0	1.0
Chlorobenzene	0.63	U	ug/L	0.63	1.0	1.0
Bromochloromethane	0.58	U	ug/L	0.58	1.0	1.0
Chloroethane	0.80	U	ug/L	0.80	1.0	1.0
Chloroform	0.90	U	ug/L	0.90	1.0	1.0
1,2-Dichlorobenzene	0.44	U	ug/L	0.44	1.0	1.0
Chloromethane	0.64	U	ug/L	0.64	1.0	1.0
Dibromochloromethane	0.34	U	ug/L	0.34	1.0	1.0
Dibromomethane	0.41	U	ug/L	0.41	1.0	1.0
trans-1,4-Dichloro-2-butene	2.5	U	ug/L	2.5	10	1.0
1,4-Dichlorobenzene	0.52	U	ug/L	0.52	1.0	1.0
1,1-Dichloroethane	0.52	U	ug/L	0.52	1.0	1.0
1,2-Dichloroethane	0.57	U	ug/L	0.57	1.0	1.0
1,1-Dichloroethene	0.45	U	ug/L	0.45	1.0	1.0
cis-1,2-Dichloroethene	0.65	U	ug/L	0.65	1.0	1.0
trans-1,2-Dichloroethene	0.44	U	ug/L	0.44	1.0	1.0
1,2-Dichloropropane	0.52	U	ug/L	0.52	1.0	1.0
cis-1,3-Dichloropropene	0.14	U	ug/L	0.14	1.0	1.0
trans-1,3-Dichloropropene	0.14	U	ug/L	0.14	1.0	1.0
Ethylbenzene	0.44	U	ug/L	0.44	1.0	1.0
2-Hexanone	4.4	U	ug/L	4.4	10	1.0
Iodomethane	0.67	U	ug/L	0.67	1.0	1.0
4-Methyl-2-pentanone	3.8	U	ug/L	3.8	10	1.0
Methylene Chloride	4.0	U	ug/L	4.0	5.0	1.0
Styrene	0.98	U	ug/L	0.98	1.0	1.0
1,1,2,2-Tetrachloroethane	0.14	U	ug/L	0.14	1.0	1.0
1,1,1,2-Tetrachloroethane	0.63	U	ug/L	0.63	1.0	1.0
Tetrachloroethene	0.34	U	ug/L	0.34	1.0	1.0
Toluene	0.51	U	ug/L	0.51	1.0	1.0
1,1,1-Trichloroethane	0.46	U	ug/L	0.46	1.0	1.0
1,1,2-Trichloroethane	0.47	U	ug/L	0.47	1.0	1.0
Trichloroethene	0.28	U	ug/L	0.28	1.0	1.0
Trichlorofluoromethane	0.98	U	ug/L	0.98	1.0	1.0
1,2,3-Trichloropropane	0.15	U	ug/L	0.15	1.0	1.0
Vinyl acetate	1.5	U	ug/L	1.5	10	1.0

SEVERN TRENT STL®

Mr. Jim Clayton
Hillsborough County
Solid Waste Management Department
PO BOX 1110
24th Floor
Tampa, FL 33601

Job Number: 660-8892-1

Client Sample ID: WEEKS **Lab Sample ID: 660-8892-2**

Date Sampled: 05/08/2006 1005
Date Received: 05/08/2006 1400

Analyte	Result/Qualifier		Unit	MDL	PQL	Dilution
Method: 8260B	Date Prepared: 05/16/2006 1430			Date Analyzed: 05/16/2006 1430		
Vinyl chloride	0.50	U	ug/L	0.50	1.0	1.0
Xylenes, Total	0.30	U	ug/L	0.30	1.0	1.0
Surrogate				Acceptance Limits		
4-Bromofluorobenzene	96		%	74 - 126		
Dibromofluoromethane	104		%	70 - 130		
Toluene-d8	110		%	77 - 122		
Method: 504.1	Date Prepared: 05/09/2006 1200			Date Analyzed: 05/09/2006 2129		
Ethylene Dibromide	0.0028	U	ug/L	0.0028	0.018	1.0
1,2-Dibromo-3-Chloropropane	0.0035	U	ug/L	0.0035	0.018	1.0
Method: TOT-REC-6010B	Date Prepared: 05/12/2006 0912			Date Analyzed: 05/15/2006 1005		
Silver	1.9	U	ug/L	1.9	10	1.0
Arsenic	4.8	U	ug/L	4.8	10	1.0
Barium	4.8	I	ug/L	1.2	10	1.0
Beryllium	0.74	U	ug/L	0.74	4.0	1.0
Cadmium	0.71	U	ug/L	0.71	5.0	1.0
Cobalt	1.6	U	ug/L	1.6	10	1.0
Chromium	1.7	U	ug/L	1.7	10	1.0
Copper	2.9	U	ug/L	2.9	20	1.0
Iron	460		ug/L	22	50	1.0
Sodium	8.1		mg/L	0.31	0.50	1.0
Nickel	4.7	U	ug/L	4.7	40	1.0
Lead	1.6	U	ug/L	1.6	5.0	1.0
Antimony	3.6	U	ug/L	3.6	6.0	1.0
Selenium	5.9	U	ug/L	5.9	10	1.0
Vanadium	2.5	U	ug/L	2.5	10	1.0
Zinc	120		ug/L	5.9	20	1.0
Method: TOT-REC-6020	Date Prepared: 05/10/2006 1122			Date Analyzed: 05/11/2006 1637		
Thallium	0.25	U	ug/L	0.25	1.0	1.0
Method: 7470A	Date Prepared: 05/15/2006 1045			Date Analyzed: 05/15/2006 1236		
Mercury	0.072	U	ug/L	0.072	0.20	1.0
Method: 325.2	Date Prepared:			Date Analyzed: 05/17/2006 1223		
Chloride	30		mg/L	3.0	10	1.0
Method: 350.1	Date Prepared:			Date Analyzed: 05/12/2006 0927		

SEVERN TRENT STL®

Mr. Jim Clayton
Hillsborough County
Solid Waste Management Department
PO BOX 1110
24th Floor
Tampa, FL 33601

Job Number: 660-8892-1

Client Sample ID: WEEKS **Lab Sample ID: 660-8892-2**

Date Sampled: 05/08/2006 1005
Date Received: 05/08/2006 1400

Analyte	Result/Qualifier	Unit	MDL	PQL	Dilution
Method: 350.1	Date Prepared:		Date Analyzed: 05/12/2006 0927		
Ammonia (as N)	0.10	mg/L	0.040	0.050	1.0
Method: 353.2	Date Prepared:		Date Analyzed: 05/09/2006 0958		
Nitrate Nitrogen	0.034 I	mg/L	0.010	0.050	1.0
Method: 415.1	Date Prepared:		Date Analyzed: 05/10/2006 2141		
Total Organic Carbon	3.2	mg/L	0.53	1.0	1.0

SEVERN TRENT STL®

Mr. Jim Clayton
Hillsborough County
Solid Waste Management Department
PO BOX 1110
24th Floor
Tampa, FL 33601

Job Number: 660-8892-1

Client Sample ID: WEEKS **Lab Sample ID: 660-8892-2**

Date Sampled: 05/08/2006 1005
Date Received: 05/08/2006 1400

Analyte	Result/Qualifier	Unit	RL	PQL	Dilution
Method: 160.1	Date Prepared:		Date Analyzed: 05/10/2006 1401		
Total Dissolved Solids	320	mg/L	5.0	5.0	1.0
Method: 160.2	Date Prepared:		Date Analyzed: 05/10/2006 1115		
Total Suspended Solids	2.8	mg/L	1.0	1.0	1.0

DOH Certification #E84025
DEP COMPQAP # 870251

KNL LABORATORY SERVICES
2742 N. Florida Ave.
P.O. Box 1833
Tampa, Florida 33601
(813) 229-2879
Fax (813) 229-0002

Report Date: May 31, 2006

STL-Tampa
6712 Benjamin Road
Tampa, FL 33634

Attn: Dr. Shibu Paul

Field Custody: Client
Client/Field ID: 660-8892-2 Weeks

Sample Collection: 5-08-06

Lab ID No: 4279
Lab Custody Date: 5-09-06
Sample description: Water

CERTIFICATE OF ANALYSIS

Parameter	Units	Results			Analysis Date	Method	Detection Limit
Gross Alpha	pCi/l	21	±	2	5-24-06/0800	EPA 900.0	1.2
Radium-226	pCi/l	10.3	±	1.7	5-18-06/1500	EPA 903.0	0.8
Radium-228	pCi/l	0.1	±	0.7	5-22-06/1200	EPA Ra-05	1.0

Alpha Standard: Th-230

James W. Hayes
Laboratory Manager

Test results meet all requirements of NELAC standards.
Contact person: Jim Hayes (813) 229-2879.

SEVERN TRENT STL®

Mr. Jim Clayton
Hillsborough County
Solid Waste Management Department
PO BOX 1110
24th Floor
Tampa, FL 33601

Job Number: 660-8892-1

Client Sample ID: HOLLAND **Lab Sample ID: 660-8892-4**

Date Sampled: 05/08/2006 1045
Date Received: 05/08/2006 1400
Percent Solids:

Analyte	Result/Qualifier	Unit	NONE	Dilution
Method: Field Sampling	Date Prepared:		Date Analyzed: 05/08/2006 1045	
Field pH	7.20	SU		1.0
Field Temperature	24.13	Degrees C		1.0
Oxygen, Dissolved	7.32	mg/L		1.0
Specific Conductance	285	umhos/cm		1.0
Turbidity	00.5	NTU		1.0

SEVERN TRENT STL®

Mr. Jim Clayton
Hillsborough County
Solid Waste Management Department
PO BOX 1110
24th Floor
Tampa, FL 33601

Job Number: 660-8892-1

Client Sample ID: HOLLAND **Lab Sample ID: 660-8892-4**

Date Sampled: 05/08/2006 1045
Date Received: 05/08/2006 1400

Analyte	Result/Qualifier		Unit	MDL	PQL	Dilution
Method: 8260B	Date Prepared: 05/16/2006 1519			Date Analyzed: 05/16/2006 1519		
Acetone	9.9	U	ug/L	9.9	20	1.0
Acrylonitrile	1.2	U	ug/L	1.2	100	1.0
Benzene	0.27	U	ug/L	0.27	1.0	1.0
Bromodichloromethane	0.35	U	ug/L	0.35	1.0	1.0
Bromoform	0.58	U	ug/L	0.58	1.0	1.0
Bromomethane	0.66	U	ug/L	0.66	1.0	1.0
Methyl Ethyl Ketone	8.4	U	ug/L	8.4	10	1.0
Carbon disulfide	0.85	U	ug/L	0.85	1.0	1.0
Carbon tetrachloride	0.42	U	ug/L	0.42	1.0	1.0
Chlorobenzene	0.63	U	ug/L	0.63	1.0	1.0
Bromochloromethane	0.58	U	ug/L	0.58	1.0	1.0
Chloroethane	0.80	U	ug/L	0.80	1.0	1.0
Chloroform	0.90	U	ug/L	0.90	1.0	1.0
1,2-Dichlorobenzene	0.44	U	ug/L	0.44	1.0	1.0
Chloromethane	0.64	U	ug/L	0.64	1.0	1.0
Dibromochloromethane	0.34	U	ug/L	0.34	1.0	1.0
Dibromomethane	0.41	U	ug/L	0.41	1.0	1.0
trans-1,4-Dichloro-2-butene	2.5	U	ug/L	2.5	10	1.0
1,1-Dichloroethane	0.52	U	ug/L	0.52	1.0	1.0
1,4-Dichlorobenzene	0.52	U	ug/L	0.52	1.0	1.0
1,2-Dichloroethane	0.57	U	ug/L	0.57	1.0	1.0
1,1-Dichloroethene	0.45	U	ug/L	0.45	1.0	1.0
cis-1,2-Dichloroethene	0.65	U	ug/L	0.65	1.0	1.0
trans-1,2-Dichloroethene	0.44	U	ug/L	0.44	1.0	1.0
1,2-Dichloropropane	0.52	U	ug/L	0.52	1.0	1.0
cis-1,3-Dichloropropene	0.14	U	ug/L	0.14	1.0	1.0
trans-1,3-Dichloropropene	0.14	U	ug/L	0.14	1.0	1.0
Ethylbenzene	0.44	U	ug/L	0.44	1.0	1.0
2-Hexanone	4.4	U	ug/L	4.4	10	1.0
Iodomethane	0.67	U	ug/L	0.67	1.0	1.0
4-Methyl-2-pentanone	3.8	U	ug/L	3.8	10	1.0
Methylene Chloride	4.0	U	ug/L	4.0	5.0	1.0
Styrene	0.98	U	ug/L	0.98	1.0	1.0
1,1,2,2-Tetrachloroethane	0.14	U	ug/L	0.14	1.0	1.0
1,1,1,2-Tetrachloroethane	0.63	U	ug/L	0.63	1.0	1.0
Tetrachloroethene	0.34	U	ug/L	0.34	1.0	1.0
Toluene	0.51	U	ug/L	0.51	1.0	1.0
1,1,1-Trichloroethane	0.46	U	ug/L	0.46	1.0	1.0
1,1,2-Trichloroethane	0.47	U	ug/L	0.47	1.0	1.0
Trichloroethene	0.28	U	ug/L	0.28	1.0	1.0
Trichlorofluoromethane	0.98	U	ug/L	0.98	1.0	1.0
1,2,3-Trichloropropane	0.15	U	ug/L	0.15	1.0	1.0
Vinyl acetate	1.5	U	ug/L	1.5	10	1.0

SEVERN TRENT STL®

Mr. Jim Clayton
Hillsborough County
Solid Waste Management Department
PO BOX 1110
24th Floor
Tampa, FL 33601

Job Number: 660-8892-1

Client Sample ID: HOLLAND **Lab Sample ID: 660-8892-4**

Date Sampled: 05/08/2006 1045
Date Received: 05/08/2006 1400

Analyte	Result/Qualifier		Unit	MDL	PQL	Dilution
Method: 8260B	Date Prepared: 05/16/2006 1519			Date Analyzed: 05/16/2006 1519		
Vinyl chloride	0.50	U	ug/L	0.50	1.0	1.0
Xylenes, Total	0.30	U	ug/L	0.30	1.0	1.0
Surrogate				Acceptance Limits		
4-Bromofluorobenzene	96		%	74 - 126		
Dibromofluoromethane	106		%	70 - 130		
Toluene-d8	110		%	77 - 122		
Method: 504.1	Date Prepared: 05/09/2006 1200			Date Analyzed: 05/09/2006 2159		
Ethylene Dibromide	0.0028	U	ug/L	0.0028	0.018	1.0
1,2-Dibromo-3-Chloropropane	0.0035	U	ug/L	0.0035	0.018	1.0
Method: TOT-REC-6010B	Date Prepared: 05/12/2006 0912			Date Analyzed: 05/15/2006 1029		
Silver	1.9	U	ug/L	1.9	10	1.0
Arsenic	4.8	U	ug/L	4.8	10	1.0
Barium	4.2	I	ug/L	1.2	10	1.0
Beryllium	0.74	U	ug/L	0.74	4.0	1.0
Cadmium	0.71	U	ug/L	0.71	5.0	1.0
Cobalt	1.6	U	ug/L	1.6	10	1.0
Chromium	1.7	U	ug/L	1.7	10	1.0
Copper	2.9	U	ug/L	2.9	20	1.0
Iron	1500		ug/L	22	50	1.0
Sodium	5.0		mg/L	0.31	0.50	1.0
Nickel	4.7	U	ug/L	4.7	40	1.0
Lead	1.6	U	ug/L	1.6	5.0	1.0
Antimony	3.6	U	ug/L	3.6	6.0	1.0
Selenium	5.9	U	ug/L	5.9	10	1.0
Vanadium	2.5	U	ug/L	2.5	10	1.0
Zinc	49		ug/L	5.9	20	1.0
Method: TOT-REC-6020	Date Prepared: 05/10/2006 1122			Date Analyzed: 05/11/2006 1728		
Thallium	0.25	U	ug/L	0.25	1.0	1.0
Method: 7470A	Date Prepared: 05/15/2006 1045			Date Analyzed: 05/15/2006 1245		
Mercury	0.072	U	ug/L	0.072	0.20	1.0
Method: 325.2	Date Prepared:			Date Analyzed: 05/17/2006 1223		
Chloride	21		mg/L	3.0	10	1.0
Method: 350.1	Date Prepared:			Date Analyzed: 05/12/2006 0927		

SEVERN TRENT STL®

Mr. Jim Clayton
Hillsborough County
Solid Waste Management Department
PO BOX 1110
24th Floor
Tampa, FL 33601

Job Number: 660-8892-1

Client Sample ID: HOLLAND **Lab Sample ID: 660-8892-4**

Date Sampled: 05/08/2006 1045
Date Received: 05/08/2006 1400

Analyte	Result/Qualifier	Unit	MDL	PQL	Dilution
Method: 350.1	Date Prepared:		Date Analyzed: 05/12/2006 0927		
Ammonia (as N)	0.051	mg/L	0.040	0.050	1.0
Method: 353.2	Date Prepared:		Date Analyzed: 05/09/2006 0958		
Nitrate Nitrogen	0.010 U	mg/L	0.010	0.050	1.0
Method: 415.1	Date Prepared:		Date Analyzed: 05/10/2006 2301		
Total Organic Carbon	1.6	mg/L	0.53	1.0	1.0

SEVERN TRENT STL®

Mr. Jim Clayton
Hillsborough County
Solid Waste Management Department
PO BOX 1110
24th Floor
Tampa, FL 33601

Job Number: 660-8892-1

Client Sample ID: HOLLAND **Lab Sample ID: 660-8892-4**

Date Sampled: 05/08/2006 1045
Date Received: 05/08/2006 1400

Analyte	Result/Qualifier	Unit	RL	PQL	Dilution
Method: 160.1	Date Prepared:		Date Analyzed: 05/10/2006 1401		
Total Dissolved Solids	220	mg/L	5.0	5.0	1.0
Method: 160.2	Date Prepared:		Date Analyzed: 05/10/2006 1115		
Total Suspended Solids	4.0	mg/L	1.0	1.0	1.0

DOH Certification #E84025
DEP COMPQAP # 870251

KNL LABORATORY SERVICES
2742 N. Florida Ave.
P.O. Box 1833
Tampa, Florida 33601
(813) 229-2879
Fax (813) 229-0002

Report Date: May 31, 2006

STL-Tampa
6712 Benjamin Road
Tampa, FL 33634

Attn: Dr. Shibu Paul

Field Custody: Client
Client/Field ID: 660-8892-4 Holland

Sample Collection: 5-08-06

Lab ID No: 4281
Lab Custody Date: 5-09-06
Sample description: Water

CERTIFICATE OF ANALYSIS

Parameter	Units	Results	Analysis Date	Method	Detection Limit
Gross Alpha	pCi/l	4.3 ± 1.1	5-24-06/0800	EPA 900.0	1.0
Radium-226	pCi/l	3.3 ± 1.0	5-18-06/1500	EPA 903.0	0.8
Radium-228	pCi/l	0.3 ± 0.7	5-22-06/1200	EPA Ra-05	1.0

Alpha Standard: Th-230

James W. Hayes
Laboratory Manager

Test results meet all requirements of NELAC standards.
Contact person: Jim Hayes (813) 229-2879.

SEVERN TRENT STL®

Mr. Jim Clayton
Hillsborough County
Solid Waste Management Department
PO BOX 1110
24th Floor
Tampa, FL 33601

Job Number: 660-8892-1

Client Sample ID: BARNES **Lab Sample ID: 660-8892-3**

Date Sampled: 05/08/2006 1130
Date Received: 05/08/2006 1400
Percent Solids:

Analyte	Result/Qualifier	Unit	NONE	Dilution
Method: Field Sampling	Date Prepared:		Date Analyzed: 05/08/2006 1130	
Field pH	7.34	SU		1.0
Field Temperature	24.31	Degrees C		1.0
Oxygen, Dissolved	5.13	mg/L		1.0
Specific Conductance	290	umhos/cm		1.0
Turbidity	00.2	NTU		1.0

SEVERN TRENT STL®

Mr. Jim Clayton
Hillsborough County
Solid Waste Management Department
PO BOX 1110
24th Floor
Tampa, FL 33601

Job Number: 660-8892-1

Client Sample ID: BARNES **Lab Sample ID: 660-8892-3**

Date Sampled: 05/08/2006 1130
Date Received: 05/08/2006 1400

Analyte	Result/Qualifier		Unit	MDL	PQL	Dilution
Method: 8260B	Date Prepared: 05/16/2006 1455			Date Analyzed: 05/16/2006 1455		
Acetone	9.9	U	ug/L	9.9	20	1.0
Acrylonitrile	1.2	U	ug/L	1.2	100	1.0
Benzene	0.27	U	ug/L	0.27	1.0	1.0
Bromodichloromethane	0.35	U	ug/L	0.35	1.0	1.0
Bromoform	0.58	U	ug/L	0.58	1.0	1.0
Bromomethane	0.66	U	ug/L	0.66	1.0	1.0
Methyl Ethyl Ketone	8.4	U	ug/L	8.4	10	1.0
Carbon disulfide	0.85	U	ug/L	0.85	1.0	1.0
Carbon tetrachloride	0.42	U	ug/L	0.42	1.0	1.0
Chlorobenzene	0.63	U	ug/L	0.63	1.0	1.0
Bromochloromethane	0.58	U	ug/L	0.58	1.0	1.0
Chloroethane	0.80	U	ug/L	0.80	1.0	1.0
Chloroform	0.90	U	ug/L	0.90	1.0	1.0
1,2-Dichlorobenzene	0.44	U	ug/L	0.44	1.0	1.0
Chloromethane	0.64	U	ug/L	0.64	1.0	1.0
Dibromochloromethane	0.34	U	ug/L	0.34	1.0	1.0
Dibromomethane	0.41	U	ug/L	0.41	1.0	1.0
trans-1,4-Dichloro-2-butene	2.5	U	ug/L	2.5	10	1.0
1,4-Dichlorobenzene	0.52	U	ug/L	0.52	1.0	1.0
1,1-Dichloroethane	0.52	U	ug/L	0.52	1.0	1.0
1,2-Dichloroethane	0.57	U	ug/L	0.57	1.0	1.0
1,1-Dichloroethene	0.45	U	ug/L	0.45	1.0	1.0
cis-1,2-Dichloroethene	0.65	U	ug/L	0.65	1.0	1.0
trans-1,2-Dichloroethene	0.44	U	ug/L	0.44	1.0	1.0
1,2-Dichloropropane	0.52	U	ug/L	0.52	1.0	1.0
cis-1,3-Dichloropropene	0.14	U	ug/L	0.14	1.0	1.0
trans-1,3-Dichloropropene	0.14	U	ug/L	0.14	1.0	1.0
Ethylbenzene	0.44	U	ug/L	0.44	1.0	1.0
2-Hexanone	4.4	U	ug/L	4.4	10	1.0
Iodomethane	0.67	U	ug/L	0.67	1.0	1.0
4-Methyl-2-pentanone	3.8	U	ug/L	3.8	10	1.0
Methylene Chloride	4.0	U	ug/L	4.0	5.0	1.0
Styrene	0.98	U	ug/L	0.98	1.0	1.0
1,1,2,2-Tetrachloroethane	0.14	U	ug/L	0.14	1.0	1.0
1,1,1,2-Tetrachloroethane	0.63	U	ug/L	0.63	1.0	1.0
Tetrachloroethene	0.34	U	ug/L	0.34	1.0	1.0
Toluene	0.51	U	ug/L	0.51	1.0	1.0
1,1,1-Trichloroethane	0.46	U	ug/L	0.46	1.0	1.0
1,1,2-Trichloroethane	0.47	U	ug/L	0.47	1.0	1.0
Trichloroethene	0.28	U	ug/L	0.28	1.0	1.0
Trichlorofluoromethane	0.98	U	ug/L	0.98	1.0	1.0
1,2,3-Trichloropropane	0.15	U	ug/L	0.15	1.0	1.0
Vinyl acetate	1.5	U	ug/L	1.5	10	1.0

SEVERN TRENT STL®

Mr. Jim Clayton
Hillsborough County
Solid Waste Management Department
PO BOX 1110
24th Floor
Tampa, FL 33601

Job Number: 660-8892-1

Client Sample ID: BARNES **Lab Sample ID: 660-8892-3**

Date Sampled: 05/08/2006 1130
Date Received: 05/08/2006 1400

Analyte	Result/Qualifier		Unit	MDL	PQL	Dilution
Method: 8260B	Date Prepared: 05/16/2006 1455			Date Analyzed: 05/16/2006 1455		
Vinyl chloride	0.50	U	ug/L	0.50	1.0	1.0
Xylenes, Total	0.30	U	ug/L	0.30	1.0	1.0
Surrogate					Acceptance Limits	
4-Bromofluorobenzene	95		%		74 - 126	
Dibromofluoromethane	107		%		70 - 130	
Toluene-d8	111		%		77 - 122	
Method: 504.1	Date Prepared: 05/09/2006 1200			Date Analyzed: 05/09/2006 2144		
Ethylene Dibromide	0.0028	U	ug/L	0.0028	0.018	1.0
1,2-Dibromo-3-Chloropropane	0.0035	U	ug/L	0.0035	0.018	1.0
Method: TOT-REC-6010B	Date Prepared: 05/12/2006 0912			Date Analyzed: 05/15/2006 1011		
Silver	1.9	U	ug/L	1.9	10	1.0
Arsenic	4.8	U	ug/L	4.8	10	1.0
Barium	5.2	I	ug/L	1.2	10	1.0
Beryllium	0.74	U	ug/L	0.74	4.0	1.0
Cadmium	0.71	U	ug/L	0.71	5.0	1.0
Cobalt	1.6	U	ug/L	1.6	10	1.0
Chromium	1.7	U	ug/L	1.7	10	1.0
Copper	2.9	U	ug/L	2.9	20	1.0
Iron	41	I	ug/L	22	50	1.0
Sodium	16		mg/L	0.31	0.50	1.0
Nickel	4.7	U	ug/L	4.7	40	1.0
Lead	1.7	I	ug/L	1.6	5.0	1.0
Antimony	3.6	U	ug/L	3.6	6.0	1.0
Selenium	5.9	U	ug/L	5.9	10	1.0
Vanadium	2.5	U	ug/L	2.5	10	1.0
Zinc	79		ug/L	5.9	20	1.0
Method: TOT-REC-6020	Date Prepared: 05/10/2006 1122			Date Analyzed: 05/11/2006 1709		
Thallium	0.42	I	ug/L	0.25	1.0	1.0
Method: 7470A	Date Prepared: 05/15/2006 1045			Date Analyzed: 05/15/2006 1242		
Mercury	0.072	U	ug/L	0.072	0.20	1.0
Method: 325.2	Date Prepared:			Date Analyzed: 05/17/2006 1223		
Chloride	10		mg/L	3.0	10	1.0
Method: 350.1	Date Prepared:			Date Analyzed: 05/12/2006 0927		

SEVERN TRENT STL®

Mr. Jim Clayton
Hillsborough County
Solid Waste Management Department
PO BOX 1110
24th Floor
Tampa, FL 33601

Job Number: 660-8892-1

Client Sample ID: BARNES **Lab Sample ID: 660-8892-3**

Date Sampled: 05/08/2006 1130
Date Received: 05/08/2006 1400

Analyte	Result/Qualifier	Unit	MDL	PQL	Dilution
Method: 350.1	Date Prepared:		Date Analyzed: 05/12/2006 0927		
Ammonia (as N)	0.25	mg/L	0.040	0.050	1.0
Method: 353.2	Date Prepared:		Date Analyzed: 05/09/2006 0958		
Nitrate Nitrogen	0.035 I	mg/L	0.010	0.050	1.0
Method: 415.1	Date Prepared:		Date Analyzed: 05/10/2006 2201		
Total Organic Carbon	2.3	mg/L	0.53	1.0	1.0

SEVERN TRENT STL®

Mr. Jim Clayton
Hillsborough County
Solid Waste Management Department
PO BOX 1110
24th Floor
Tampa, FL 33601

Job Number: 660-8892-1

Client Sample ID: BARNES **Lab Sample ID: 660-8892-3**

Date Sampled: 05/08/2006 1130
Date Received: 05/08/2006 1400

Analyte	Result/Qualifier		Unit	RL	PQL	Dilution
Method: 160.1	Date Prepared:			Date Analyzed: 05/10/2006 1401		
Total Dissolved Solids	240		mg/L	5.0	5.0	1.0
Method: 160.2	Date Prepared:			Date Analyzed: 05/10/2006 1115		
Total Suspended Solids	1.0	U	mg/L	1.0	1.0	1.0

DOH Certification #E84025
DEP COMPQAP # 870251

KNL LABORATORY SERVICES
2742 N. Florida Ave.
P.O. Box 1833
Tampa, Florida 33601
(813) 229-2879
Fax (813) 229-0002

Report Date: May 31, 2006

STL-Tampa
6712 Benjamin Road
Tampa, FL 33634

Attn: Dr. Shibu Paul

Field Custody: Client
Client/Field ID: 660-8892-3
Barnes

Sample Collection: 5-08-06

Lab ID No: 4280
Lab Custody Date: 5-09-06
Sample description: Water

CERTIFICATE OF ANALYSIS

Parameter	Units	Results	Analysis Date	Method	Detection Limit
Gross Alpha	pCi/l	5.4 ± 1.2	5-24-06/0800	EPA 900.0	1.0
Radium-226	pCi/l	3.5 ± 1.0	5-18-06/1500	EPA 903.0	0.7
Radium-228	pCi/l	0.0 ± 0.7	5-22-06/1200	EPA Ra-05	1.0

Alpha Standard: Th-230

James W. Hayes
Laboratory Manager

Test results meet all requirements of NELAC standards.
Contact person: Jim Hayes (813) 229-2879.

HILLSBOROUGH
SE LANDFILL

BOARD OF COUNTY COMMISSIONERS
Kathy Castor
Pat Frank
Ken Hagan
Jim Norman
Jan K. Platt
Thomas Scott
Ronda Storms

Hillsborough County
Florida

Office of the County Administrator
Patricia G. Bean

Assistant County Administrators
Bernardo Garcia
Carl S. Harness

January 29, 2004

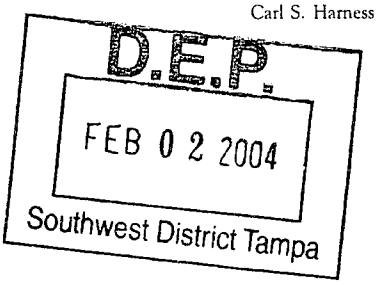

Mr. John Morris, P.G.
Department of Environmental Protection
Solid Waste Section
3804 Coconut Palm Drive
Tampa, FL 33619-8318

Re: Southeast County Landfill - Operations Permit No. 35435-007-SO
Analytical Data Report - Seven New Groundwater Monitoring Wells

Dear Mr. Morris:

In accordance with Specific Condition No. 36(b) of the Landfill Operation Permit No. 35435-007-SO, the Hillsborough County Solid Waste Management Department (SWMD) is pleased to provide this analytical data report (ADR) for the seven (7) new surficial aquifer monitoring wells installed in the vicinity of the Landfill Expansion Area Section 7 and the eastern toe of Phase II at the Southeast County Landfill. These seven wells were completed by Diversified Drilling Services on August 26, 2003, with the exception of TH-61 and TH-66, which were converted from piezometers P-9D and P-10D to detection monitoring wells. Representative groundwater samples were collected by the SWMD on November 10, 2003.

The water quality observed in these seven new monitoring wells appears consistent with the historical water quality data set for the Southeast County Landfill. Each of the seven new wells exhibit pH values below the acceptable range of 6.5 to 8.5 pH units. Other parameters observed above their respective standards were total dissolved solids, iron, nickel, and fecal coliform.

Total dissolved solids were observed above the secondary drinking water standard (SDWS) of 500 milligrams per liter (mg/l) in monitor wells TH-59, TH-60, and TH-67. Iron was observed above the SDWS and pH was observed below the acceptable range in all seven of the wells. These two parameters are consistently observed above the SDWS and below the acceptable range, respectively, in the surficial aquifer at the site. The SWMD maintains the position that the pH values and iron observed at the Southeast County Landfill can be attributed to the past usage of the property with several decades of phosphate mining and processing activities.

Nickel was also observed above the SDWS in TH-60 at a level of 0.14 mg/l. This value is slightly above the standard of 0.10 mg/l. The slightly elevated turbidity value of 30 NTU observed in this well may be contributing to the slightly elevated nickel concentration. Nickel will continue to be evaluated in the next sampling event scheduled for February 2004.

Fecal coliform was observed above the acceptable standard of 500 colonies per 100 milliliters (c/100ml) in the surficial aquifer monitoring wells TH-59, TH-60, and TH-67. Water quality at TH-59 exhibited fecal coliform at 63,000 c/100m, which is well above the cleanup standard of 800 c/100ml per single sampling event. At the time of the drilling activities, very high water table conditions and standing water were observed in the areas adjacent to these new monitoring wells, and earthwork activities were ongoing in the areas surrounding Section 7. The SWMD believes that during monitor well installation, the combination of the high water table conditions, ongoing earthwork activities, and the presence of bird excrement in the area introduced the bacteria into these wells. It is probable that the bacteria will be significantly reduced in the upcoming sampling event. All of the other parameters tested during this sampling event were observed to be within their applicable standards.

The background water quality monitoring well TH-36A was not included in this special water quality sampling event, due to an oversight based on our previous sampling of this data point. The SWMD will be sampling this site in early February 2004, and shall analyze the samples obtained from TH-36A for the parameters listed in Specific Condition No. 36(b).

The next semi-annual sampling event for the Southeast County Landfill site is scheduled for February 2004, and the analytical data report shall include the updated survey information and incorporate these seven new monitoring wells into the groundwater elevation data set and contour diagram for the continued evaluation of the direction of flow across the site. Enclosed for your review please find a detailed site location map, an analytical data summary table, a groundwater elevation data table, the monitoring well completion reports, and the complete laboratory analytical data report sheets.

Should you have any questions or require any additional information, please feel free to contact me at (813) 276-2944.

Sincerely,

David S. Adams, P.G.
Environmental Manager

1/29/04

DAVID S. ADAMS LICENSE No 1827 STATE OF FLORIDA PROFESSIONAL GEOLOGIST

DSA/mdt
Enclosures
xc: Daryl Smith, Director, SWMD, w/o enclosures
Patricia Berry, Section Manager, SWMD,
Matt Matthews, Landfill Manager, SWMD
Ernest Ely, Landfill Manager, WMI, Southeast Landfill
Carolyn McCreedy, Engineer, WMI, Southeast Landfill
Larry Ruiz, Project Manager, SCS Engineers
Chongman Lee , Department of Environmental Protection
Paul Schipfer, Environmental Protection Commission
Irene Barnes, Southeast Hillsborough Civic Association

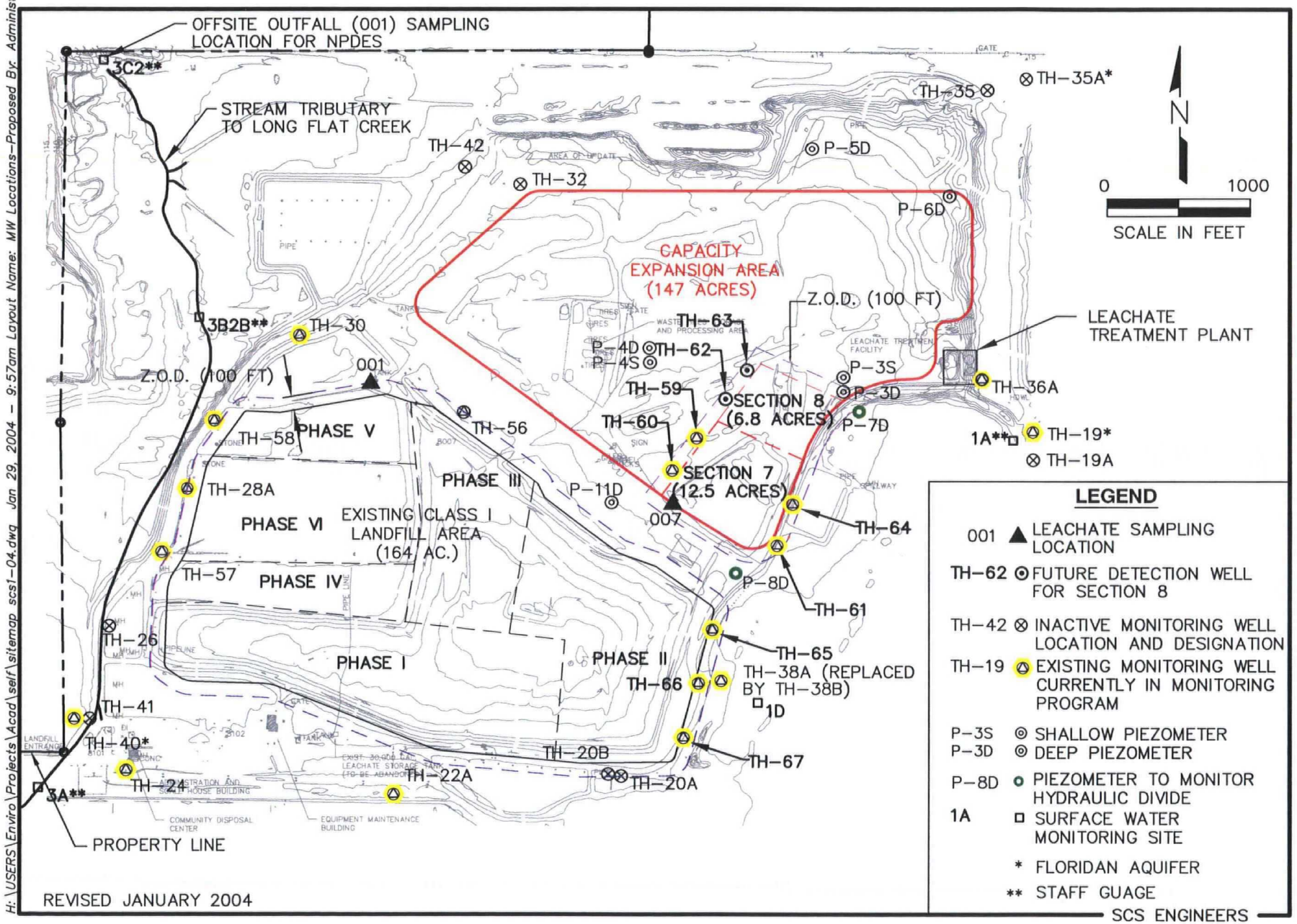

Figure M-1. Location of Monitoring Wells, Piezometers, and Surface Water Sampling Points Southeast County Facility, Hillsborough County, Florida

Analytical Results from Groundwater Monitoring Wells Located at the Southeast Landfill
November 10, 2003

GENERAL (mg/l) PARAMETERS	TH-59	TH-60	TH-61	TH-64	TH-65	TH-66	TH-67	(MCL) STANDARD F.A.C. 62-550
well type	Detection	Detection	Detection	Detection	Detection	Detection	Detection	NA
conductivity (umhos/cm) (field)	826	1033	142	366	340	305	998	NS
pH (field)	5.74	5.21	5.51	4.59	5.17	6.04	6.34	(6.5 - 8.5)**
total dissolved solids (mg/l)	650	860	110	240	220	190	540	500**
suspended solids	130	110	12	23	24	9.8	43	NS
temperature (°C) (field)	23.66	23.79	24.77	25.34	24.9	25.5	24.1	NS
turbidity (NTU) (field)	54.7	30	33.6	35.3	29.3	7.9	3.4	NS
chloride (mg/l)	7.8	8.2	3.8	10	14	8.7	66	250**
ammonia nitrogen (mg/l as N)	BDL	BDL	BDL	BDL	BDL	BDL	BDL	10*
nitrate (mg/l as N)	BDL	BDL	BDL	BDL	BDL	BDL	BDL	10*
nitrate-nitrite nitrogen	0.0085	BDL	BDL	BDL	0.029	BDL	0.026	10*
chemical oxygen demand	85	30	54	29	60	38	65	NS
biochemical oxygen demand	BDL	BDL	7.4	BDL	BDL	2.2	BDL	NS
total organic carbon	30	9.2	15	7.3	21	14	20	NS
total kjeldahl nitrogen	1	0.31	1.1	0.57	3.1	1.3	2.4	NS
total nitrogen	1	BDL	1.1	0.57	3.1	1.3	2.4	NS
total phosphorous (as P)	2.5	0.96	0.36	0.5	0.28	0.8	0.13	NS
dissolved oxygen (mg/l) (field)	3.62	0.98	0.23	1.33	0.87	0.83	2.10	NS
Metals: (mg/l)	TH-59	TH-60	TH-61	TH-64	TH-65	TH-66	TH-67	(MCL) STANDARD F.A.C. 62-550
iron	3.50	3.00	0.33	2.80	7.80	2.10	18.00	0.3**
cadmium	0.00045	0.0011	BDL	0.00042	0.00038	0.00024	0.00024	0.005*
chromium	0.012	0.0024	0.0026	0.0022	0.0039	0.0024	0.0011	0.2
copper	0.0046	0.0023	0.0012	0.0012	0.0016	0.0017	0.0016	1**
barium	0.046	0.026	0.013	0.054	0.014	0.0045	0.012	2*
beryllium	BDL	BDL	BDL	BDL	BDL	BDL	BDL	.004*
cobalt	0.014	0.018	BDL	BDL	0.0024	BDL	0.0056	420***
antimony	0.00046	0.0018	BDL	BDL	BDL	BDL	BDL	.006*
arsenic	0.0036	0.0038	BDL	BDL	0.0086	0.0035	BDL	0.05*
lead	0.005	BDL	0.0023	BDL	BDL	BDL	BDL	0.015*
nickel	0.091	0.14	BDL	BDL	0.0041	BDL	0.027	0.1*
selenium	BDL	BDL	BDL	BDL	BDL	BDL	BDL	0.05
silver	BDL	BDL	BDL	BDL	BDL	BDL	BDL	0.1**
sodium	7	7.7	5.5	6.4	13	24	41	160*
mercury	0.00015	BDL	0.000038	BDL	BDL	BDL	BDL	0.002*
vanadium	0.0071	0.06	0.003	0.0021	0.0033	0.002	0.0016	49***
zinc	0.018	0.053	BDL	0.0054	0.0036	BDL	BDL	5**
thallium	BDL	0.00067	BDL	0.00029	BDL	BDL	BDL	.002*
Chlorophyll a (mg/m3)	BDL	BDL	BDL	BDL	BDL	BDL	BDL	NS
Fecal Coliform (cfu/100m)	63000	4300	BDL	BDL	6500	BDL	BDL	800
Total Hardness (mg/l)	440	580	62	140	100	85	420	NS
Organics: (µg/l) E.P.A. Methods 8260 Organic Parameters Detected	TH-59	TH-60	TH-61	TH-64	TH-65	TH-66	TH-67	(MCL) STANDARD F.A.C. 62-550
toluene	BDL	BDL	BDL	BDL	0.76	BDL	BDL	1000*

NOTE: Reference Groundwater Guidance Concentrations, FDEP June 1994
NS= NO STANDARD
MCL= MAXIMUM CONTAMINANT LEVEL
BDL= BELOW DETECTION LIMIT
ND= NO SURVEY DATA AVAILABLE
*= DENOTES PRIMARY DRINKING WATER STANDARD
**= DENOTES SECONDARY DRINKING WATER STANDARD
***= DENOTES GROUNDWATER CLEANUP TARGET LEVELS AS PER CH 62-777 F.A.C.
5.74 : EXCEEDS STANDARDS
NTU= NEPHELOMETRIC TURBIDITY UNITS
µg/l= MICROGRAMS PER LITER
mg/l= MILLIGRAMS PER LITER
cfu/100m= COLIFORM UNITS PER 100 MILLILITERS
NGVD National Geodetic Vertical Datum
(-) indicates that the sample was not analyzed for this parameter

Prepared by: Mike Townsel
QA/QC'D by: Jim Clayton
Final QA/QC by: David Adams

Groundwater Elevations For Southeast County Landfill
November 10, 2003

Measuring Point I.D.	T.O.C. Elevations (NGVD)	11/10/2003 W.L. B.T.O.C.	W.L. (NGVD)
TH-59	141.93	18.86	123.07
TH-60	142.73	17.00	125.73
TH-61	138.73	16.48	122.25
TH-64	139.64	15.25	124.39
TH-65	135.40	12.68	122.72
TH-66	130.58	7.85	122.73
TH-67	129.51	6.66	122.85

NGVD	= National Geodetic Vertical Datum
T.O.C.	= Top of Casing
B.T.O.C.	= Below Top of Casing
W.L.	= Water Level

Prepared by: Mike Townsel
QC'd by: Jim Clayton
Final QC by: David Adams, P.G.

DEP Form # 62-522.900(3)
Form Title MONITOR WELL COMPLETION REPORT
Effective Date
DEP Application No. (Filled in by DEP)

Florida Department of Environmental Protection
Twin Towers Office Bldg. 2600 Blair Stone Road Tallahassee, Florida 32399-2400

MONITOR WELL COMPLETION REPORT

DATE: 11/18/03

INSTALLATION NAME: TH-59

DEP PERMIT NUMBER: 688787.02 GMS NUMBER: 20491

WELL NUMBER: 59 WELL NAME: TH-59

DESIGNATION: Detection X Immediate Compliance

LATITUDE/LONGITUDE: 27,46' 37.14" / 82,10' 39.17"

AQUIFER MONITORED: Surficial

INSTALLATION METHOD: Rotary/Hollow Stem Auger

INSTALLED BY: Diversified Drilling, Inc.

TOTAL DEPTH: 23' (bls) DEPTH OF SCREEN: 13' (bls)

SCREEN LENGTH: 10' SCREEN SLOT SIZE: 0.010" SCREEN TYPE: PVC

CASING DIAMETER: 2" CASING TYPE: PVC

LENGTH OF CASING: 13' FILTER PACK MATERIAL: 20/30 Filter Sand

TOP OF CASING ELEVATION (NGVD) 141.93

GROUND SURFACE ELEVATION (NGVD) 139.38

COMPLETION DATE: 8/26/03

DESCRIBE WELL DEVELOPMENT: Well development utilized slow purge method until all silts/mud were removed and turbidity <29 NTU

POST DEVELOPMENT WATER LEVER ELEVATION (NGVD): 123.07

DATE AND TIME MEASURED: 11/10/03

REMARKS: (soils information, stratigraphy, etc.): Brown fine sand from 0-2', dark brown silty fine sand 2-16', dark brown silty/slightly clayey fine sand

REPORT PREPARED BY: Michael D. Townsel, Hydrologist Hillsborough County Solid Waste Management Department (813) 276-2955
(name, company, phone number)

NOTE: PLEASE ATTACH BORING LOG.

(bls)= Below Land Surface

DEP Form # 62-522.900(3)
Form Title MONITOR WELL COMPLETION REPORT
Effective Date
DEP Application No. (Filled in by DEP)

Florida Department of Environmental Protection
Twin Towers Office Bldg. 2600 Blair Stone Road Tallahassee, Florida 32399-2400

MONITOR WELL COMPLETION REPORT

DATE: 11/18/03

INSTALLATION NAME: TH-60

DEP PERMIT NUMBER: 688787.02 GMS NUMBER: 20492

WELL NUMBER: 60 WELL NAME: TH-60

DESIGNATION: Detection X Immediate Compliance

LATITUDE/LONGITUDE: 27,46' 34.87" / 82,10' 41.28"

AQUIFER MONITORED: Surficial

INSTALLATION METHOD: Rotary/Hollow Stem Auger

INSTALLED BY: Diversified Drilling, Inc.

TOTAL DEPTH: 22' (bls) DEPTH OF SCREEN: 12' (bls)

SCREEN LENGTH: 10' SCREEN SLOT SIZE: 0.010" SCREEN TYPE: PVC

CASING DIAMETER: 2" CASING TYPE: PVC

LENGTH OF CASING: 12' FILTER PACK MATERIAL: 20/30 Filter Sand

TOP OF CASING ELEVATION (NGVD) 142.73

GROUND SURFACE ELEVATION (NGVD) 139.37

COMPLETION DATE: 8/26/03

DESCRIBE WELL DEVELOPMENT: Well development utilized slow purge method until all silts/mud were removed and turbidity <29 NTU

POST DEVELOPMENT WATER LEVER ELEVATION (NGVD): 125.73

DATE AND TIME MEASURED: 11/10/03

REMARKS: (soils information, stratigraphy, etc.) : Brown fine sand from 0-2', dark brown silty fine sand 2-16', dark brown silty/slightly clayey fine sand

REPORT PREPARED BY: Michael D. Townsel, Hydrologist Hillsborough County Solid Waste Management Department (813) 276-2955
(name, company, phone number)

NOTE: PLEASE ATTACH BORING LOG.

(bls)= Below Land Surface

DEP Form # 62-522.900(3)

Form Title MONITOR WELL COMPLETION REPORT

Effective Date

DEP Application No. (Filled in by DEP)

Florida Department of Environmental Protection

Twin Towers Office Bldg. 2600 Blair Stone Road Tallahassee, Florida 32399-2400

MONITOR WELL COMPLETION REPORT

DATE: 3/19/01

INSTALLATION NAME: TH-61 originally installed as P-9D

DEP PERMIT NUMBER: 648560.05 GMS NUMBER: 20493

WELL NUMBER: 61 WELL NAME: TH-61

DESIGNATION: Detection X Immediate Compliance

LATITUDE/LONGITUDE: 27,46' 29.05" / 82,10' 33.50"

AQUIFER MONITORED: Surficial

INSTALLATION METHOD: Rotary/Hollow Stem Auger

INSTALLED BY: Diversified Drilling, Inc.

TOTAL DEPTH: 23' (bls) DEPTH OF SCREEN: 13' (bls)

SCREEN LENGTH: 10' SCREEN SLOT SIZE: 0.010" SCREEN TYPE: PVC

CASING DIAMETER: 2" CASING TYPE: PVC

LENGTH OF CASING: 13' FILTER PACK MATERIAL: 20/30 Filter Sand

TOP OF CASING ELEVATION (NGVD) 138.73

GROUND SURFACE ELEVATION (NGVD) 135.78

COMPLETION DATE: 2/28/01

DESCRIBE WELL DEVELOPMENT: Well development utilized slow purge method until all silts/mud were removed and turbidity <29 NTU

POST DEVELOPMENT WATER LEVER ELEVATION (NGVD): 122.25

DATE AND TIME MEASURED: 11/10/03

REMARKS: (soils information, stratigraphy, etc.): N/A

REPORT PREPARED BY: Michael D. Townsel, Hydrologist Hillsborough County Solid Waste Management Department (813) 276-2955

(name, company, phone number)

NOTE: PLEASE ATTACH BORING LOG.

(bls)= Below Land Surface

DEP Form # 62-522.900(3)
Form Title MONITOR WELL COMPLETION REPORT
Effective Date
DEP Application No. (Filled in by DEP)

Florida Department of Environmental Protection
Twin Towers Office Bldg. 2600 Blair Stone Road Tallahassee, Florida 32399-2400

MONITOR WELL COMPLETION REPORT

DATE: 11/18/03

INSTALLATION NAME: TH-64

DEP PERMIT NUMBER: 688784.02 GMS NUMBER: 20494

WELL NUMBER: 64 WELL NAME: TH-64

DESIGNATION: Detection X Immediate Compliance

LATITUDE/LONGITUDE: 27,46' 32.63" / 82,10' 31.52"

AQUIFER MONITORED: Surficial

INSTALLATION METHOD: Rotary/Hollow Stem Auger

INSTALLED BY: Diversified Drilling, Inc.

TOTAL DEPTH: 20' (bls) DEPTH OF SCREEN: 10' (bls)

SCREEN LENGTH: 10' SCREEN SLOT SIZE: 0.010" SCREEN TYPE: PVC

CASING DIAMETER: 2" CASING TYPE: PVC

LENGTH OF CASING: 10' FILTER PACK MATERIAL: 20/30 Filter Sand

TOP OF CASING ELEVATION (NGVD) 139.64

GROUND SURFACE ELEVATION (NGVD) 136.03

COMPLETION DATE: 8/26/03

DESCRIBE WELL DEVELOPMENT: Well development utilized slow purge method until all silts/mud were removed and turbidity <29 NTU

POST DEVELOPMENT WATER LEVER ELEVATION (NGVD): 124.39

DATE AND TIME MEASURED: 11/10/03

REMARKS: (soils information, stratigraphy, etc.): Brown silty fine sand 0-11', gray clayey sand 11-15', dark gray sandy/silty clay 15-20'

REPORT PREPARED BY: Michael D. Townsel, Hydrologist Hillsborough County Solid Waste Management Department (813) 276-2955
(name, company, phone number)

NOTE: PLEASE ATTACH BORING LOG.

(bls)= Below Land Surface

DEP Form # 62-522.900(3)
Form Title MONITOR WELL COMPLETION REPORT
Effective Date
DEP Application No. (Filled in by DEP)

Florida Department of Environmental Protection
Twin Towers Office Bldg. 2600 Blair Stone Road Tallahassee, Florida 32399-2400

MONITOR WELL COMPLETION REPORT

DATE: 11/18/03

INSTALLATION NAME: TH-65

DEP PERMIT NUMBER: 688784.02 GMS NUMBER: 20530

WELL NUMBER: 65 WELL NAME: TH-65

DESIGNATION: Detection X Immediate Compliance

LATITUDE/LONGITUDE: 27,46' 23.73" / 82,10' 38.05"

AQUIFER MONITORED: Surficial

INSTALLATION METHOD: Rotary/Hollow Stem Auger

INSTALLED BY: Diversified Drilling, Inc.

TOTAL DEPTH: 20' (bls) DEPTH OF SCREEN: 10' (bls)

SCREEN LENGTH: 10' SCREEN SLOT SIZE: 0.010" SCREEN TYPE: PVC

CASING DIAMETER: 2" CASING TYPE: PVC

LENGTH OF CASING: 10' FILTER PACK MATERIAL: 20/30 Filter Sand

TOP OF CASING ELEVATION (NGVD) 135.40

GROUND SURFACE ELEVATION (NGVD) 132.39

COMPLETION DATE: 8/26/03

DESCRIBE WELL DEVELOPMENT: Well development utilized slow purge method until all silts/mud were removed and turbidity <29 NTU

POST DEVELOPMENT WATER LEVER ELEVATION (NGVD): 122.72

DATE AND TIME MEASURED: 11/10/03

REMARKS: (soils information, stratigraphy, etc.): Brown fine sand 0-2', brown silty fine sand 2-8', brown silty/slightly clayey fine sand 8-20'

REPORT PREPARED BY: Michael D. Townsel, Hydrologist Hillsborough County Solid Waste Management Department (813) 276-2955
(name, company, phone number)

NOTE: PLEASE ATTACH BORING LOG.

(bls)= Below Land Surface

DEP Form # 62-522.900(3)
Form Title MONITOR WELL COMPLETION REPORT
Effective Date
DEP Application No. (Filled in by DEP)

Florida Department of Environmental Protection
Twin Towers Office Bldg. 2600 Blair Stone Road Tallahassee, Florida 32399-2400

MONITOR WELL COMPLETION REPORT

DATE: 3/19/01

INSTALLATION NAME: TH-66 originally installed as P-10D

DEP PERMIT NUMBER: 648560.05 GMS NUMBER: 20531

WELL NUMBER: 66 WELL NAME: TH-66

DESIGNATION: Detection X Immediate Compliance

LATITUDE/LONGITUDE: 27,46' 20.38" / 82,10' 39.12"

AQUIFER MONITORED: Surficial

INSTALLATION METHOD: Rotary/Hollow Stem Auger

INSTALLED BY: Diversified Drilling, Inc.

TOTAL DEPTH: 19' (bls) DEPTH OF SCREEN: 9' (bls)

SCREEN LENGTH: 10' SCREEN SLOT SIZE: 0.010" SCREEN TYPE: PVC

CASING DIAMETER: 2" CASING TYPE: PVC

LENGTH OF CASING: 9' FILTER PACK MATERIAL: 20/30 Filter Sand

TOP OF CASING ELEVATION (NGVD) 130.58

GROUND SURFACE ELEVATION (NGVD) 127.53

COMPLETION DATE: 2/28/01

DESCRIBE WELL DEVELOPMENT: Well development utilized slow purge method until all silts/mud were removed and turbidity <29 NTU

POST DEVELOPMENT WATER LEVER ELEVATION (NGVD): 122.73

DATE AND TIME MEASURED: 11/10/03

REMARKS: (soils information, stratigraphy, etc.):

REPORT PREPARED BY: Michael D. Townsel, Hydrologist Hillsborough County Solid Waste Management Department (813) 276-2955
(name, company, phone number)

NOTE: PLEASE ATTACH BORING LOG.

(bls)= Below Land Surface

DEP Form # 62-522.900(3)
Form Title MONITOR WELL COMPLETION REPORT
Effective Date
DEP Application No. (Filled in by DEP)

Florida Department of Environmental Protection
Twin Towers Office Bldg. 2600 Blair Stone Road Tallahassee, Florida 32399-2400

MONITOR WELL COMPLETION REPORT

DATE: 11/18/03

INSTALLATION NAME: TH-67

DEP PERMIT NUMBER: 688781.01 GMS NUMBER: 20532

WELL NUMBER: 67 WELL NAME: TH-67

DESIGNATION: Detection X Immediate Compliance

LATITUDE/LONGITUDE: 27,46' 16.55" / 82,10' 40.16"

AQUIFER MONITORED: Surficial

INSTALLATION METHOD: Rotary/Hollow Stem Auger

INSTALLED BY: Diversified Drilling, Inc.

TOTAL DEPTH: 12' (bls) DEPTH OF SCREEN: 10' (bls)

SCREEN LENGTH: 10' SCREEN SLOT SIZE: 0.010" SCREEN TYPE: PVC

CASING DIAMETER: 2" CASING TYPE: PVC

LENGTH OF CASING: 2' FILTER PACK MATERIAL: 20/30 Filter Sand

TOP OF CASING ELEVATION (NGVD) 129.51

GROUND SURFACE ELEVATION (NGVD) 126.46

COMPLETION DATE: 8/26/03

DESCRIBE WELL DEVELOPMENT: Well development utilized slow purge method until all silts/mud were removed and turbidity <29 NTU

POST DEVELOPMENT WATER LEVER ELEVATION (NGVD): 122.85

DATE AND TIME MEASURED: 11/10/03

REMARKS: (soils information, stratigraphy, etc.): Brown/gray clayey fine sand 0-7', gray silty clay 7-12'

REPORT PREPARED BY: Michael D. Townsel, Hydrologist Hillsborough County Solid Waste Management Department (813) 276-2955
(name, company, phone number)

NOTE: PLEASE ATTACH BORING LOG.

(bls)= Below Land Surface

RECEIVED
DEC 2 9 2003

Southeast LF Well Monitoring Program
PARAMETER MONITORING REPORT
Ground Water (Rule 62-520.400,.420, .460)
Surface Water (Rule 62-302.500, .510, .503)
Leachate (Rule 62-701.510)
LAB Submission Number: F03110300
Sample Number: F03110300-001

REVISE

Facility WACS:	35435-006-SO	**Sample Date/Time:**	11/10/2003 9:15:00 AM
Well/Sampling Point WACS:	Equipment Blank	**Report Period:**	November 2003
Well/Sampling Point Name:	Equipment Blank	**Well Purged:**	YES
Classification of Groundwater:	G-II	**Well Type:**	Equip Blank
Ground Water Elevation: (NGVD):			

Storet Code	Parameter Monitored	Sampling Method	Filtered Y/N	Analysis Method	Analysis Date	Analysis Result	Q	Units	Detection Limits
	INORGANICS								
00095	Conductance, Specific	Grab	N	E120.1	11/14/2003	1.00	U	µmhos/c	1.00
70300	Solids, Total Dissolved	Grab	N	E160.1	11/13/2003	1.2	U	mg/L	1.2
00530	Solids, Suspended (Residue, Non-	Grab	N	E160.2	11/13/2003	3.3	I	mg/L	0.77
00940	Chloride	Grab	N	E300.0	11/12/2003	0.10	U	mg/L	0.10
00620	Nitrogen, Nitrate	Grab	N	E300.0	11/12/2003	0.016	U	mg/L	0.016
00610	Nitrogen, Ammonia (As N)	Grab	N	E350.1	11/11/2003	0.049		mg/L	0.0040
00625	Nitrogen, Kjeldahl, Total	Grab	N	E351.2	11/12/2003	0.056	U	mg/L	0.056
00630	Nitrogen, Nitrate-Nitrite	Grab	N	E353.2	11/12/2003	0.0060	U	mg/L	0.0060
00665	Phosphorus, Total (as P)	Grab	N	E365.4	11/12/2003	0.010	U	mg/L	0.010
00310	Biochemical Oxygen Demand	Grab	N	E405.1	11/17/2003	2.0	UQ	mg/L	2.0
00340	Chemical Oxygen Demand	Grab	N	E410.4	11/18/2003	8.5	I	mg/L	3.4
00680	Organic Carbon, Total	Grab	N	E415.1	11/18/2003	0.43	I	mg/L	0.42
32211	Chlorophyll a	Grab	N	SM1020	11/24/2003	1.0	UQ	mg/m³	1.0
00600	Nitrogen, Total	Grab	N	SM4500-	11/12/2003	0.50	U	mg/L	0.50
	METALS								
01002	Arsenic	Grab	N	SW6010	11/13/2003	2.4	I	µg/L	2.0
01007	Barium	Grab	N	SW6010	11/13/2003	0.40	I	µg/L	0.074
01012	Beryllium	Grab	N	SW6010	11/13/2003	0.12	U	µg/L	0.12
01027	Cadmium	Grab	N	SW6010	11/13/2003	0.24	U	µg/L	0.24
01034	Chromium	Grab	N	SW6010	11/13/2003	1.5	I	µg/L	0.60
01037	Cobalt	Grab	N	SW6010	11/13/2003	1.8	I	µg/L	1.5
01042	Copper	Grab	N	SW6010	11/13/2003	1.3	I	µg/L	0.58
01045	Iron	Grab	N	SW6010	11/13/2003	22	I	µg/L	13
01051	Lead	Grab	N	SW6010	11/13/2003	1.8	U	µg/L	1.8
01067	Nickel	Grab	N	SW6010	11/13/2003	2.0	U	µg/L	2.0
01147	Selenium	Grab	N	SW6010	11/13/2003	4.0	U	µg/L	4.0
01077	Silver	Grab	N	SW6010	11/13/2003	1.9	I	µg/L	1.4
00929	Sodium	Grab	N	SW6010	11/13/2003	370	I	µg/L	230
01087	Vanadium	Grab	N	SW6010	11/13/2003	0.73	I	µg/L	0.40
01092	Zinc	Grab	N	SW6010	11/13/2003	10	I	µg/L	2.3
00900	Hardness, Total (as CaCO3)	Grab	N	SW6010	11/13/2003	490	I	µg/L	

Data Qualifier Code Key:

*	Value exceeds Maximum Contaminant Level	I	Analyte detected below quantitation limits
Q	Holding times for preparation or analysis exceeded	S	Spike Recovery outside accepted recovery limits
U	Not Detected Above the MDL		

Southeast LF Well Monitoring Program
PARAMETER MONITORING REPORT
Ground Water (Rule 62-520.400,.420, .460)
Surface Water (Rule 62-302.500, .510, .503)
Leachate (Rule 62-701.510)
LAB Submission Number: F03110300
Sample Number: F03110300-001

Facility WACS:	35435-006-SO	**Sample Date/Time:**	11/10/2003 9:15:00 AM
Well/Sampling Point WACS:	Equipment Blank	**Report Period:**	November 2003
Well/Sampling Point Name:	Equipment Blank	**Well Purged:**	YES
Classification of Groundwater:	G-II	**Well Type:**	Equip Blank
Ground Water Elevation: (NGVD):			

Storet Code	Parameter Monitored	Sampling Method	Filtered Y/N	Analysis Method	Analysis Date	Analysis Result	Q	Units	Detection Limits
01097	Antimony	Grab	N	SW7041	11/26/2003	0.35	U	µg/L	0.35
71900	Mercury	Grab	N	SW7470	11/17/2003	0.036	U	µg/L	0.036
01059	Thallium	Grab	N	SW7841	11/26/2003	0.25	U	µg/L	0.25
	ORGANICS								
49146	1,2-Dibromo-3-chloropropane	Grab	N	SW8011	11/18/2003	0.0041	U	µg/L	0.0041
77651	Ethylene Dibromide	Grab	N	SW8011	11/18/2003	0.0038	U	µg/L	0.0038
81552	Acetone	Grab	N	SW8260	11/20/2003	0.91	U	µg/L	0.91
34215	Acrylonitrile	Grab	N	SW8260	11/20/2003	0.93	U	µg/L	0.93
34030	Benzene	Grab	N	SW8260	11/20/2003	0.31	U	µg/L	0.31
73085	Bromochloromethane	Grab	N	SW8260	11/20/2003	0.22	U	µg/L	0.22
32101	Bromodichloromethane	Grab	N	SW8260	11/20/2003	0.10	U	µg/L	0.10
32104	Bromoform	Grab	N	SW8260	11/20/2003	0.11	U	µg/L	0.11
34413	Bromomethane	Grab	N	SW8260	11/20/2003	0.12	U	µg/L	0.12
81595	2-Butanone	Grab	N	SW8260	11/20/2003	0.29	U	µg/L	0.29
77041	Carbon disulfide	Grab	N	SW8260	11/20/2003	0.25	U	µg/L	0.25
32102	Carbon tetrachloride	Grab	N	SW8260	11/20/2003	0.25	U	µg/L	0.25
34301	Chlorobenzene	Grab	N	SW8260	11/20/2003	0.10	U	µg/L	0.10
34311	Chloroethane	Grab	N	SW8260	11/20/2003	0.16	U	µg/L	0.16
32106	Chloroform	Grab	N	SW8260	11/20/2003	0.28	U	µg/L	0.28
34418	Chloromethane	Grab	N	SW8260	11/20/2003	0.31	U	µg/L	0.31
32105	Dibromochloromethane	Grab	N	SW8260	11/20/2003	0.16	U	µg/L	0.16
77596	Dibromomethane	Grab	N	SW8260	11/20/2003	0.13	U	µg/L	0.13
77268	trans-1,4-Dichloro-2-butene	Grab	N	SW8260	11/20/2003	0.14	U	µg/L	0.14
34536	1,2-Dichlorobenzene	Grab	N	SW8260	11/20/2003	0.18	U	µg/L	0.18
34571	1,4-Dichlorobenzene	Grab	N	SW8260	11/20/2003	0.10	U	µg/L	0.10
34496	1,1-Dichloroethane	Grab	N	SW8260	11/20/2003	0.30	U	µg/L	0.30
34531	1,2-Dichloroethane	Grab	N	SW8260	11/20/2003	0.10	U	µg/L	0.10
34501	1,1-Dichloroethene	Grab	N	SW8260	11/20/2003	0.10	U	µg/L	0.10
77093	cis-1,2-Dichloroethene	Grab	N	SW8260	11/20/2003	0.15	U	µg/L	0.15
34546	trans-1,2-Dichloroethene	Grab	N	SW8260	11/20/2003	0.17	U	µg/L	0.17
34541	1,2-Dichloropropane	Grab	N	SW8260	11/20/2003	0.12	U	µg/L	0.12
34704	cis-1,3-Dichloropropene	Grab	N	SW8260	11/20/2003	0.070	U	µg/L	0.070

Data Qualifier Code Key:

*	Value exceeds Maximum Contaminant Level	I	Analyte detected below quantitation limits
Q	Holding times for preparation or analysis exceeded	S	Spike Recovery outside accepted recovery limits
U	Not Detected Above the MDL		

Southeast LF Well Monitoring Program
PARAMETER MONITORING REPORT
Ground Water (Rule 62-520.400,.420, .460)
Surface Water (Rule 62-302.500, .510, .503)
Leachate (Rule 62-701.510)
LAB Submission Number: F03110300
Sample Number: F03110300-001

Facility WACS:	35435-006-SO	**Sample Date/Time:**	11/10/2003 9:15:00 AM
Well/Sampling Point WACS:	Equipment Blank	**Report Period:**	November 2003
Well/Sampling Point Name:	Equipment Blank	**Well Purged:**	YES
Classification of Groundwater:	G-II	**Well Type:**	Equip Blank
Ground Water Elevation: (NGVD):			

Storet Code	Parameter Monitored	Sampling Method	Filtered Y/N	Analysis Method	Analysis Date	Analysis Result	Q	Units	Detection Limits
34699	trans-1,3-Dichloropropene	Grab	N	SW8260	11/20/2003	0.11	U	µg/L	0.11
34371	Ethylbenzene	Grab	N	SW8260	11/20/2003	0.12	U	µg/L	0.12
77103	2-Hexanone	Grab	N	SW8260	11/20/2003	0.26	U	µg/L	0.26
77424	Iodomethane	Grab	N	SW8260	11/20/2003	0.38	U	µg/L	0.38
81596	4-Methyl-2-pentanone	Grab	N	SW8260	11/20/2003	0.21	U	µg/L	0.21
34423	Methylene chloride	Grab	N	SW8260	11/20/2003	0.26	U	µg/L	0.26
77128	Styrene	Grab	N	SW8260	11/20/2003	0.17	U	µg/L	0.17
77562	1,1,1,2-Tetrachloroethane	Grab	N	SW8260	11/20/2003	0.15	U	µg/L	0.15
34516	1,1,2,2-Tetrachloroethane	Grab	N	SW8260	11/20/2003	0.11	U	µg/L	0.11
34475	Tetrachloroethene	Grab	N	SW8260	11/20/2003	0.11	U	µg/L	0.11
34010	Toluene	Grab	N	SW8260	11/20/2003	0.10	U	µg/L	0.10
34506	1,1,1-Trichloroethane	Grab	N	SW8260	11/20/2003	0.24	U	µg/L	0.24
34511	1,1,2-Trichloroethane	Grab	N	SW8260	11/20/2003	0.13	U	µg/L	0.13
39180	Trichloroethene	Grab	N	SW8260	11/20/2003	0.15	U	µg/L	0.15
34488	Trichlorofluoromethane	Grab	N	SW8260	11/20/2003	0.32	U	µg/L	0.32
77443	1,2,3-Trichloropropane	Grab	N	SW8260	11/20/2003	0.30	U	µg/L	0.30
77057	Vinyl acetate	Grab	N	SW8260	11/20/2003	0.15	U	µg/L	0.15
39175	Vinyl chloride	Grab	N	SW8260	11/20/2003	0.14	U	µg/L	0.14
34020	Xylenes, Total	Grab	N	SW8260	11/20/2003	0.29	U	µg/L	0.29

Data Qualifier Code Key:

*	Value exceeds Maximum Contaminant Level	I	Analyte detected below quantitation limits
Q	Holding times for preparation or analysis exceeded	S	Spike Recovery outside accepted recovery limits
U	Not Detected Above the MDL		

RECEIVED
DEC 2 9 2003

Southeast LF Well Monitoring Program
PARAMETER MONITORING REPORT
Ground Water (Rule 62-520.400,.420, .460)
Surface Water (Rule 62-302.500, .510, .503)
Leachate (Rule 62-701.510)
LAB Submission Number: F03110300
Sample Number: F03110300-002

REVISED

Facility WACS:	35435-006-SO	**Sample Date/Time:**	11/10/2003 6:00:00 PM
Well/Sampling Point WACS:	Duplicate	**Report Period:**	November 2003
Well/Sampling Point Name:	Duplicate	**Well Purged:**	YES
Classification of Groundwater:	G-II	**Well Type:**	Monitoring
Ground Water Elevation: (NGVD):			

Storet Code	Parameter Monitored	Sampling Method	Filtered Y/N	Analysis Method	Analysis Date	Analysis Result	Q	Units	Detection Limits
	FIELD								
	pH	Grab	N	FLD	11/10/2003	7.00		S.U.	
	Temperature	Grab	N	FLD	11/10/2003	25.0		deg C	
	INORGANICS								
00095	Conductance, Specific	Grab	N	E120.1	11/14/2003	148		µmhos/c	1.00
70300	Solids, Total Dissolved	Grab	N	E160.1	11/13/2003	120		mg/L	1.2
00530	Solids, Suspended (Residue, Non-	Grab	N	E160.2	11/13/2003	9.1		mg/L	0.77
00940	Chloride	Grab	N	E300.0	11/12/2003	3.7		mg/L	0.10
00620	Nitrogen, Nitrate	Grab	N	E300.0	11/12/2003	0.016	U	mg/L	0.016
00625	Nitrogen, Kjeldahl, Total	Grab	N	E351.2	11/12/2003	1.2		mg/L	0.11
00630	Nitrogen, Nitrate-Nitrite	Grab	N	E353.2	11/12/2003	0.0060	U	mg/L	0.0060
00665	Phosphorus, Total (as P)	Grab	N	E365.4	11/12/2003	0.36		mg/L	0.020
00310	Biochemical Oxygen Demand	Grab	N	E405.1	11/17/2003	6.0	U	mg/L	6.0
00340	Chemical Oxygen Demand	Grab	N	E410.4	11/18/2003	62		mg/L	3.4
00680	Organic Carbon, Total	Grab	N	E415.1	11/18/2003	18		mg/L	0.84
00612	Nitrogen, Ammonia (Unionized)	Grab	N	FL-DEP	11/11/2003	0.0040	I	mg/L	0.0040
32211	Chlorophyll a	Grab	N	SM1020	11/24/2003	1.0	U	mg/m³	1.0
00600	Nitrogen, Total	Grab	N	SM4500-	11/12/2003	1.2		mg/L	0.50
	METALS								
01002	Arsenic	Grab	N	SW6010	11/13/2003	2.0	U	µg/L	2.0
01007	Barium	Grab	N	SW6010	11/13/2003	13		µg/L	0.074
01012	Beryllium	Grab	N	SW6010	11/13/2003	0.12	U	µg/L	0.12
01027	Cadmium	Grab	N	SW6010	11/13/2003	0.24	U	µg/L	0.24
01034	Chromium	Grab	N	SW6010	11/13/2003	3.0	I	µg/L	0.60
01037	Cobalt	Grab	N	SW6010	11/13/2003	1.5	U	µg/L	1.5
01042	Copper	Grab	N	SW6010	11/13/2003	1.5	I	µg/L	0.58
01045	Iron	Grab	N	SW6010	11/13/2003	330		µg/L	13
01051	Lead	Grab	N	SW6010	11/13/2003	1.8	U	µg/L	1.8
01067	Nickel	Grab	N	SW6010	11/13/2003	2.0	U	µg/L	2.0
01147	Selenium	Grab	N	SW6010	11/13/2003	4.0	U	µg/L	4.0
01077	Silver	Grab	N	SW6010	11/13/2003	1.4	U	µg/L	1.4

Data Qualifier Code Key:

*	Value exceeds Maximum Contaminant Level	I	Analyte detected below quantitation limits
Q	Holding times for preparation or analysis exceeded	S	Spike Recovery outside accepted recovery limits
U	Not Detected Above the MDL		

Southeast LF Well Monitoring Program
PARAMETER MONITORING REPORT
Ground Water (Rule 62-520.400,.420, .460)
Surface Water (Rule 62-302.500, .510, .503)
Leachate (Rule 62-701.510)
LAB Submission Number: F03110300
Sample Number: F03110300-002

Facility WACS:	35435-006-SO	**Sample Date/Time:**	11/10/2003 6:00:00 PM
Well/Sampling Point WACS:	Duplicate	**Report Period:**	November 2003
Well/Sampling Point Name:	Duplicate	**Well Purged:**	YES
Classification of Groundwater:	G-II	**Well Type:**	Monitoring
Ground Water Elevation: (NGVD):			

Storet Code	Parameter Monitored	Sampling Method	Filtered Y/N	Analysis Method	Analysis Date	Analysis Result	Q	Units	Detection Limits
00929	Sodium	Grab	N	SW6010	11/13/2003	5500		µg/L	230
01087	Vanadium	Grab	N	SW6010	11/13/2003	3.1	I	µg/L	0.40
01092	Zinc	Grab	N	SW6010	11/13/2003	2.3	U	µg/L	2.3
00900	Hardness, Total (as CaCO3)	Grab	N	SW6010	11/13/2003	62000		µg/L	
01097	Antimony	Grab	N	SW7041	11/26/2003	0.35	U	µg/L	0.35
71900	Mercury	Grab	N	SW7470	11/17/2003	0.039	I	µg/L	0.036
01059	Thallium	Grab	N	SW7841	11/26/2003	0.25	U	µg/L	0.25
	MICRO								
31612	Fecal Coliform (MF)	Grab	N	SM9222	11/10/2003	100	U	cfu/100m	100
	ORGANICS								
49146	1,2-Dibromo-3-chloropropane	Grab	N	SW8011	11/18/2003	0.0041	U	µg/L	0.0041
77651	Ethylene Dibromide	Grab	N	SW8011	11/18/2003	0.0038	U	µg/L	0.0038
81552	Acetone	Grab	N	SW8260	11/20/2003	0.91	U	µg/L	0.91
34215	Acrylonitrile	Grab	N	SW8260	11/20/2003	0.93	U	µg/L	0.93
34030	Benzene	Grab	N	SW8260	11/20/2003	0.31	U	µg/L	0.31
73085	Bromochloromethane	Grab	N	SW8260	11/20/2003	0.22	U	µg/L	0.22
32101	Bromodichloromethane	Grab	N	SW8260	11/20/2003	0.10	U	µg/L	0.10
32104	Bromoform	Grab	N	SW8260	11/20/2003	0.11	U	µg/L	0.11
34413	Bromomethane	Grab	N	SW8260	11/20/2003	0.12	U	µg/L	0.12
81595	2-Butanone	Grab	N	SW8260	11/20/2003	0.29	U	µg/L	0.29
77041	Carbon disulfide	Grab	N	SW8260	11/20/2003	0.25	U	µg/L	0.25
32102	Carbon tetrachloride	Grab	N	SW8260	11/20/2003	0.25	U	µg/L	0.25
34301	Chlorobenzene	Grab	N	SW8260	11/20/2003	0.10	U	µg/L	0.10
34311	Chloroethane	Grab	N	SW8260	11/20/2003	0.16	U	µg/L	0.16
32106	Chloroform	Grab	N	SW8260	11/20/2003	0.28	U	µg/L	0.28
34418	Chloromethane	Grab	N	SW8260	11/20/2003	0.31	U	µg/L	0.31
32105	Dibromochloromethane	Grab	N	SW8260	11/20/2003	0.16	U	µg/L	0.16
77596	Dibromomethane	Grab	N	SW8260	11/20/2003	0.13	U	µg/L	0.13
77268	trans-1,4-Dichloro-2-butene	Grab	N	SW8260	11/20/2003	0.14	U	µg/L	0.14
34536	1,2-Dichlorobenzene	Grab	N	SW8260	11/20/2003	0.18	U	µg/L	0.18
34571	1,4-Dichlorobenzene	Grab	N	SW8260	11/20/2003	0.10	U	µg/L	0.10
34496	1,1-Dichloroethane	Grab	N	SW8260	11/20/2003	0.30	U	µg/L	0.30

Data Qualifier Code Key:
* Value exceeds Maximum Contaminant Level
Q Holding times for preparation or analysis exceeded
U Not Detected Above the MDL
I Analyte detected below quantitation limits
S Spike Recovery outside accepted recovery limits

Southeast LF Well Monitoring Program
PARAMETER MONITORING REPORT
Ground Water (Rule 62-520.400,.420, .460)
Surface Water (Rule 62-302.500, .510, .503)
Leachate (Rule 62-701.510)
LAB Submission Number: F03110300
Sample Number: F03110300-002

Facility WACS:	35435-006-SO	**Sample Date/Time:**	11/10/2003 6:00:00 PM
Well/Sampling Point WACS:	Duplicate	**Report Period:**	November 2003
Well/Sampling Point Name:	Duplicate	**Well Purged:**	YES
Classification of Groundwater:	G-II	**Well Type:**	Monitoring
Ground Water Elevation: (NGVD):			

Storet Code	Parameter Monitored	Sampling Method	Filtered Y/N	Analysis Method	Analysis Date	Analysis Result	Q	Units	Detection Limits
34531	1,2-Dichloroethane	Grab	N	SW8260	11/20/2003	0.10	U	µg/L	0.10
34501	1,1-Dichloroethene	Grab	N	SW8260	11/20/2003	0.10	U	µg/L	0.10
77093	cis-1,2-Dichloroethene	Grab	N	SW8260	11/20/2003	0.15	U	µg/L	0.15
34546	trans-1,2-Dichloroethene	Grab	N	SW8260	11/20/2003	0.17	U	µg/L	0.17
34541	1,2-Dichloropropane	Grab	N	SW8260	11/20/2003	0.12	U	µg/L	0.12
34704	cis-1,3-Dichloropropene	Grab	N	SW8260	11/20/2003	0.070	U	µg/L	0.070
34699	trans-1,3-Dichloropropene	Grab	N	SW8260	11/20/2003	0.11	U	µg/L	0.11
34371	Ethylbenzene	Grab	N	SW8260	11/20/2003	0.12	U	µg/L	0.12
77103	2-Hexanone	Grab	N	SW8260	11/20/2003	0.26	U	µg/L	0.26
77424	Iodomethane	Grab	N	SW8260	11/20/2003	0.38	U	µg/L	0.38
81596	4-Methyl-2-pentanone	Grab	N	SW8260	11/20/2003	0.21	U	µg/L	0.21
34423	Methylene chloride	Grab	N	SW8260	11/20/2003	0.26	U	µg/L	0.26
77128	Styrene	Grab	N	SW8260	11/20/2003	0.17	U	µg/L	0.17
77562	1,1,1,2-Tetrachloroethane	Grab	N	SW8260	11/20/2003	0.15	U	µg/L	0.15
34516	1,1,2,2-Tetrachloroethane	Grab	N	SW8260	11/20/2003	0.11	U	µg/L	0.11
34475	Tetrachloroethene	Grab	N	SW8260	11/20/2003	0.11	U	µg/L	0.11
34010	Toluene	Grab	N	SW8260	11/20/2003	0.10	U	µg/L	0.10
34506	1,1,1-Trichloroethane	Grab	N	SW8260	11/20/2003	0.24	U	µg/L	0.24
34511	1,1,2-Trichloroethane	Grab	N	SW8260	11/20/2003	0.13	U	µg/L	0.13
39180	Trichloroethene	Grab	N	SW8260	11/20/2003	0.15	U	µg/L	0.15
34488	Trichlorofluoromethane	Grab	N	SW8260	11/20/2003	0.32	U	µg/L	0.32
77443	1,2,3-Trichloropropane	Grab	N	SW8260	11/20/2003	0.30	U	µg/L	0.30
77057	Vinyl acetate	Grab	N	SW8260	11/20/2003	0.15	U	µg/L	0.15
39175	Vinyl chloride	Grab	N	SW8260	11/20/2003	0.14	U	µg/L	0.14
34020	Xylenes, Total	Grab	N	SW8260	11/20/2003	0.29	U	µg/L	0.29

Data Qualifier Code Key:

*	Value exceeds Maximum Contaminant Level	I	Analyte detected below quantitation limits
Q	Holding times for preparation or analysis exceeded	S	Spike Recovery outside accepted recovery limits
U	Not Detected Above the MDL		

RECEIVED
DEC 2 9 2003

Southeast LF Well Monitoring Program
PARAMETER MONITORING REPORT
Ground Water (Rule 62-520.400,.420, .460)
Surface Water (Rule 62-302.500, .510, .503)
Leachate (Rule 62-701.510)
LAB Submission Number: F03110300
Sample Number: F03110300-003

REVISED

Facility WACS:	35435-006-SO	**Sample Date/Time:**	11/10/2003 9:24:00 AM
Well/Sampling Point WACS:	TH-59	**Report Period:**	November 2003
Well/Sampling Point Name:	TH-59	**Well Purged:**	YES
Classification of Groundwater:	G-II	**Well Type:**	Monitoring
Ground Water Elevation: (NGVD):			

Storet Code	Parameter Monitored	Sampling Method	Filtered Y/N	Analysis Method	Analysis Date	Analysis Result	Q	Units	Detection Limits
	FIELD								
	Conductivity	Grab	N	FLD	11/10/2003	826		umhos/c	
	Dissolved Oxygen	Grab	N	FLD	11/10/2003	3.62		mg/L	
	pH	Grab	N	FLD	11/10/2003	5.74		S.U.	
	Temperature	Grab	N	FLD	11/10/2003	23.66		deg C	
	Turbidity	Grab	N	FLD	11/10/2003	54.7		NTU	
	INORGANICS								
00095	Conductance, Specific	Grab	N	E120.1	11/14/2003	845		µmhos/c	1.00
70300	Solids, Total Dissolved	Grab	N	E160.1	11/13/2003	650		mg/L	1.2
00530	Solids, Suspended (Residue, Non-	Grab	N	E160.2	11/13/2003	130		mg/L	0.77
00940	Chloride	Grab	N	E300.0	11/12/2003	7.8		mg/L	0.10
00620	Nitrogen, Nitrate	Grab	N	E300.0	11/12/2003	0.016	U	mg/L	0.016
00625	Nitrogen, Kjeldahl, Total	Grab	N	E351.2	11/12/2003	1.0		mg/L	0.11
00630	Nitrogen, Nitrate-Nitrite	Grab	N	E353.2	11/12/2003	0.0085	I	mg/L	0.0060
00665	Phosphorus, Total (as P)	Grab	N	E365.4	11/12/2003	2.5		mg/L	0.020
00310	Biochemical Oxygen Demand	Grab	N	E405.1	11/17/2003	12	U	mg/L	12
00340	Chemical Oxygen Demand	Grab	N	E410.4	11/18/2003	85		mg/L	3.4
00680	Organic Carbon, Total	Grab	N	E415.1	11/18/2003	30		mg/L	0.84
00612	Nitrogen, Ammonia (Unionized)	Grab	N	FL-DEP	11/11/2003	0.0040	U	mg/L	0.0040
32211	Chlorophyll a	Grab	N	SM1020	11/24/2003	1.0	UQ	mg/m³	1.0
00600	Nitrogen, Total	Grab	N	SM4500-	11/12/2003	1.0		mg/L	0.50
	METALS								
01002	Arsenic	Grab	N	SW6010	11/13/2003	3.6	I	µg/L	2.0
01007	Barium	Grab	N	SW6010	11/13/2003	46		µg/L	0.074
01012	Beryllium	Grab	N	SW6010	11/13/2003	0.12	U	µg/L	0.12
01027	Cadmium	Grab	N	SW6010	11/13/2003	0.45	I	µg/L	0.24
01034	Chromium	Grab	N	SW6010	11/13/2003	12		µg/L	0.60
01037	Cobalt	Grab	N	SW6010	11/13/2003	14		µg/L	1.5
01042	Copper	Grab	N	SW6010	11/13/2003	4.6	I	µg/L	0.58
01045	Iron	Grab	N	SW6010	11/13/2003	3500		µg/L	13
01051	Lead	Grab	N	SW6010	11/13/2003	5.0	I	µg/L	1.8

Data Qualifier Code Key:

*	Value exceeds Maximum Contaminant Level	I	Analyte detected below quantitation limits
Q	Holding times for preparation or analysis exceeded	S	Spike Recovery outside accepted recovery limits
U	Not Detected Above the MDL		

Southeast LF Well Monitoring Program
PARAMETER MONITORING REPORT
Ground Water (Rule 62-520.400,.420, .460)
Surface Water (Rule 62-302.500, .510, .503)
Leachate (Rule 62-701.510)
LAB Submission Number: F03110300
Sample Number: F03110300-003

Facility WACS:	35435-006-SO	**Sample Date/Time:**	11/10/2003 9:24:00 AM
Well/Sampling Point WACS:	TH-59	**Report Period:**	November 2003
Well/Sampling Point Name:	TH-59	**Well Purged:**	YES
Classification of Groundwater:	G-II	**Well Type:**	Monitoring
Ground Water Elevation: (NGVD):			

Storet Code	Parameter Monitored	Sampling Method	Filtered Y/N	Analysis Method	Analysis Date	Analysis Result	Q	Units	Detection Limits
01067	Nickel	Grab	N	SW6010	11/13/2003	91		µg/L	2.0
01147	Selenium	Grab	N	SW6010	11/13/2003	4.0	U	µg/L	4.0
01077	Silver	Grab	N	SW6010	11/13/2003	1.4	U	µg/L	1.4
00929	Sodium	Grab	N	SW6010	11/13/2003	7000		µg/L	230
01087	Vanadium	Grab	N	SW6010	11/13/2003	7.1	I	µg/L	0.40
01092	Zinc	Grab	N	SW6010	11/13/2003	18	I	µg/L	2.3
00900	Hardness, Total (as CaCO3)	Grab	N	SW6010	11/13/2003	440000		µg/L	
01097	Antimony	Grab	N	SW7041	11/26/2003	0.46	I	µg/L	0.35
71900	Mercury	Grab	N	SW7470	11/17/2003	0.15	I	µg/L	0.036
01059	Thallium	Grab	N	SW7841	11/26/2003	0.25	U	µg/L	0.25
	MICRO								
31612	Fecal Coliform (MF)	Grab	N	SM9222	11/10/2003	63000		cfu/100m	1000
	ORGANICS								
49146	1,2-Dibromo-3-chloropropane	Grab	N	SW8011	11/18/2003	0.0041	U	µg/L	0.0041
77651	Ethylene Dibromide	Grab	N	SW8011	11/18/2003	0.0038	U	µg/L	0.0038
81552	Acetone	Grab	N	SW8260	11/20/2003	0.91	U	µg/L	0.91
34215	Acrylonitrile	Grab	N	SW8260	11/20/2003	0.93	U	µg/L	0.93
34030	Benzene	Grab	N	SW8260	11/20/2003	0.31	U	µg/L	0.31
73085	Bromochloromethane	Grab	N	SW8260	11/20/2003	0.22	U	µg/L	0.22
32101	Bromodichloromethane	Grab	N	SW8260	11/20/2003	0.10	U	µg/L	0.10
32104	Bromoform	Grab	N	SW8260	11/20/2003	0.11	U	µg/L	0.11
34413	Bromomethane	Grab	N	SW8260	11/20/2003	0.12	U	µg/L	0.12
81595	2-Butanone	Grab	N	SW8260	11/20/2003	0.29	U	µg/L	0.29
77041	Carbon disulfide	Grab	N	SW8260	11/20/2003	0.25	U	µg/L	0.25
32102	Carbon tetrachloride	Grab	N	SW8260	11/20/2003	0.25	U	µg/L	0.25
34301	Chlorobenzene	Grab	N	SW8260	11/20/2003	0.10	U	µg/L	0.10
34311	Chloroethane	Grab	N	SW8260	11/20/2003	0.16	U	µg/L	0.16
32106	Chloroform	Grab	N	SW8260	11/20/2003	0.28	U	µg/L	0.28
34418	Chloromethane	Grab	N	SW8260	11/20/2003	0.31	U	µg/L	0.31
32105	Dibromochloromethane	Grab	N	SW8260	11/20/2003	0.16	U	µg/L	0.16
77596	Dibromomethane	Grab	N	SW8260	11/20/2003	0.13	U	µg/L	0.13
77268	trans-1,4-Dichloro-2-butene	Grab	N	SW8260	11/20/2003	0.14	U	µg/L	0.14

Data Qualifier Code Key:
* Value exceeds Maximum Contaminant Level
Q Holding times for preparation or analysis exceeded
U Not Detected Above the MDL
I Analyte detected below quantitation limits
S Spike Recovery outside accepted recovery limits

Southeast LF Well Monitoring Program
PARAMETER MONITORING REPORT
Ground Water (Rule 62-520.400,.420, .460)
Surface Water (Rule 62-302.500, .510, .503)
Leachate (Rule 62-701.510)
LAB Submission Number: F03110300
Sample Number: F03110300-003

Facility WACS:	35435-006-SO	**Sample Date/Time:**	11/10/2003 9:24:00 AM
Well/Sampling Point WACS:	TH-59	**Report Period:**	November 2003
Well/Sampling Point Name:	TH-59	**Well Purged:**	YES
Classification of Groundwater:	G-II	**Well Type:**	Monitoring
Ground Water Elevation: (NGVD):			

Storet Code	Parameter Monitored	Sampling Method	Filtered Y/N	Analysis Method	Analysis Date	Analysis Result	Q	Units	Detection Limits
34536	1,2-Dichlorobenzene	Grab	N	SW8260	11/20/2003	0.18	U	µg/L	0.18
34571	1,4-Dichlorobenzene	Grab	N	SW8260	11/20/2003	0.10	U	µg/L	0.10
34496	1,1-Dichloroethane	Grab	N	SW8260	11/20/2003	0.30	U	µg/L	0.30
34531	1,2-Dichloroethane	Grab	N	SW8260	11/20/2003	0.10	U	µg/L	0.10
34501	1,1-Dichloroethene	Grab	N	SW8260	11/20/2003	0.10	U	µg/L	0.10
77093	cis-1,2-Dichloroethene	Grab	N	SW8260	11/20/2003	0.15	U	µg/L	0.15
34546	trans-1,2-Dichloroethene	Grab	N	SW8260	11/20/2003	0.17	U	µg/L	0.17
34541	1,2-Dichloropropane	Grab	N	SW8260	11/20/2003	0.12	U	µg/L	0.12
34704	cis-1,3-Dichloropropene	Grab	N	SW8260	11/20/2003	0.070	U	µg/L	0.070
34699	trans-1,3-Dichloropropene	Grab	N	SW8260	11/20/2003	0.11	U	µg/L	0.11
34371	Ethylbenzene	Grab	N	SW8260	11/20/2003	0.12	U	µg/L	0.12
77103	2-Hexanone	Grab	N	SW8260	11/20/2003	0.26	U	µg/L	0.26
77424	Iodomethane	Grab	N	SW8260	11/20/2003	0.38	U	µg/L	0.38
81596	4-Methyl-2-pentanone	Grab	N	SW8260	11/20/2003	0.21	U	µg/L	0.21
34423	Methylene chloride	Grab	N	SW8260	11/20/2003	0.26	U	µg/L	0.26
77128	Styrene	Grab	N	SW8260	11/20/2003	0.17	U	µg/L	0.17
77562	1,1,1,2-Tetrachloroethane	Grab	N	SW8260	11/20/2003	0.15	U	µg/L	0.15
34516	1,1,2,2-Tetrachloroethane	Grab	N	SW8260	11/20/2003	0.11	U	µg/L	0.11
34475	Tetrachloroethene	Grab	N	SW8260	11/20/2003	0.11	U	µg/L	0.11
34010	Toluene	Grab	N	SW8260	11/20/2003	0.10	U	µg/L	0.10
34506	1,1,1-Trichloroethane	Grab	N	SW8260	11/20/2003	0.24	U	µg/L	0.24
34511	1,1,2-Trichloroethane	Grab	N	SW8260	11/20/2003	0.13	U	µg/L	0.13
39180	Trichloroethene	Grab	N	SW8260	11/20/2003	0.15	U	µg/L	0.15
34488	Trichlorofluoromethane	Grab	N	SW8260	11/20/2003	0.32	U	µg/L	0.32
77443	1,2,3-Trichloropropane	Grab	N	SW8260	11/20/2003	0.30	U	µg/L	0.30
77057	Vinyl acetate	Grab	N	SW8260	11/20/2003	0.15	U	µg/L	0.15
39175	Vinyl chloride	Grab	N	SW8260	11/20/2003	0.14	U	µg/L	0.14
34020	Xylenes, Total	Grab	N	SW8260	11/20/2003	0.29	U	µg/L	0.29

Data Qualifier Code Key:

*	Value exceeds Maximum Contaminant Level	I	Analyte detected below quantitation limits
Q	Holding times for preparation or analysis exceeded	S	Spike Recovery outside accepted recovery limits
U	Not Detected Above the MDL		

BENCHMARK
EnviroAnalytical, Inc.

NELAC CERTIFICATION #E84167

ANALYTICAL TEST REPORT
THIS REPORT MEETS NELAC STANDARDS

Submission Number **3110265**

Elab, Inc.
8 East Tower Circle
Ormond Beach, FL 32174

Attn: Jamie Rexroat

Project Name: HILLSBOROUGH COUNTY
Date Received: 11/10/2003
Time Received: 1410

Submission Number 3110265

Sample Number: 1
Sample Date: 11/10/2003
Sample Time: 0924
Sample Description: T H-59
Sample Method: Grab

Parameter	Result	Units	Detection Limit	Procedure	Analysis Date	Analysis Time	Analyst
FECAL COLIFORM	63000	#/100 ML	1000	SM9222D	11/10/2003	14:15	BKP

1711 12th Street East * Palmetto, FL 34221 * Phone (941) 723-9986 * Fax (941) 723-6061

RECEIVED
DEC 2 9 2003

Southeast LF Well Monitoring Program
PARAMETER MONITORING REPORT
Ground Water (Rule 62-520.400,.420, .460)
Surface Water (Rule 62-302.500, .510, .503)
Leachate (Rule 62-701.510)
LAB Submission Number: F03110300
Sample Number: F03110300-004

REVISED

Facility WACS:	35435-006-SO	**Sample Date/Time:**	11/10/2003 10:07:00 AM
Well/Sampling Point WACS:	TH-60	**Report Period:**	November 2003
Well/Sampling Point Name:	TH-60	**Well Purged:**	YES
Classification of Groundwater:	G-II	**Well Type:**	Monitoring
Ground Water Elevation: (NGVD):			

Storet Code	Parameter Monitored	Sampling Method	Filtered Y/N	Analysis Method	Analysis Date	Analysis Result	Q	Units	Detection Limits
	FIELD								
	Conductivity	Grab	N	FLD	11/10/2003	1033		umhos/c	
	Dissolved Oxygen	Grab	N	FLD	11/10/2003	0.98		mg/L	
	pH	Grab	N	FLD	11/10/2003	5.21		S.U.	
	Temperature	Grab	N	FLD	11/10/2003	23.79		deg C	
	Turbidity	Grab	N	FLD	11/10/2003	30.0		NTU	
	INORGANICS								
00095	Conductance, Specific	Grab	N	E120.1	11/14/2003	1060		µmhos/c	1.00
70300	Solids, Total Dissolved	Grab	N	E160.1	11/13/2003	860		mg/L	1.2
00530	Solids, Suspended (Residue, Non-	Grab	N	E160.2	11/13/2003	110		mg/L	0.77
00940	Chloride	Grab	N	E300.0	11/12/2003	8.2		mg/L	0.10
00620	Nitrogen, Nitrate	Grab	N	E300.0	11/12/2003	0.016	U	mg/L	0.016
00625	Nitrogen, Kjeldahl, Total	Grab	N	E351.2	11/12/2003	0.31	I	mg/L	0.056
00630	Nitrogen, Nitrate-Nitrite	Grab	N	E353.2	11/12/2003	0.0060	U	mg/L	0.0060
00665	Phosphorus, Total (as P)	Grab	N	E365.4	11/12/2003	0.96		mg/L	0.010
00310	Biochemical Oxygen Demand	Grab	N	E405.1	11/17/2003	6.0	U	mg/L	6.0
00340	Chemical Oxygen Demand	Grab	N	E410.4	11/18/2003	30		mg/L	3.4
00680	Organic Carbon, Total	Grab	N	E415.1	11/18/2003	9.2		mg/L	0.42
00612	Nitrogen, Ammonia (Unionized)	Grab	N	FL-DEP	11/11/2003	0.0040	U	mg/L	0.0040
32211	Chlorophyll a	Grab	N	SM1020	11/24/2003	1.0	UQ	mg/m³	1.0
00600	Nitrogen, Total	Grab	N	SM4500-	11/12/2003	0.50	U	mg/L	0.50
	METALS								
01002	Arsenic	Grab	N	SW6010	11/13/2003	3.8	I	µg/L	2.0
01007	Barium	Grab	N	SW6010	11/13/2003	26		µg/L	0.074
01012	Beryllium	Grab	N	SW6010	11/13/2003	0.12	U	µg/L	0.12
01027	Cadmium	Grab	N	SW6010	11/13/2003	1.1		µg/L	0.24
01034	Chromium	Grab	N	SW6010	11/13/2003	2.4	I	µg/L	0.60
01037	Cobalt	Grab	N	SW6010	11/13/2003	18		µg/L	1.5
01042	Copper	Grab	N	SW6010	11/13/2003	2.3	I	µg/L	0.58
01045	Iron	Grab	N	SW6010	11/13/2003	3000		µg/L	13
01051	Lead	Grab	N	SW6010	11/13/2003	1.8	U	µg/L	1.8

Data Qualifier Code Key:

*	Value exceeds Maximum Contaminant Level	I	Analyte detected below quantitation limits
Q	Holding times for preparation or analysis exceeded	S	Spike Recovery outside accepted recovery limits
U	Not Detected Above the MDL		

Southeast LF Well Monitoring Program
PARAMETER MONITORING REPORT
Ground Water (Rule 62-520.400,.420, .460)
Surface Water (Rule 62-302.500, .510, .503)
Leachate (Rule 62-701.510)
LAB Submission Number: F03110300
Sample Number: F03110300-004

Facility WACS:	35435-006-SO	**Sample Date/Time:**	11/10/2003 10:07:00 AM
Well/Sampling Point WACS:	TH-60	**Report Period:**	November 2003
Well/Sampling Point Name:	TH-60	**Well Purged:**	YES
Classification of Groundwater:	G-II	**Well Type:**	Monitoring
Ground Water Elevation: (NGVD):			

Storet Code	Parameter Monitored	Sampling Method	Filtered Y/N	Analysis Method	Analysis Date	Analysis Result	Q	Units	Detection Limits
01067	Nickel	Grab	N	SW6010	11/13/2003	140		µg/L	2.0
01147	Selenium	Grab	N	SW6010	11/13/2003	4.0	U	µg/L	4.0
01077	Silver	Grab	N	SW6010	11/13/2003	1.4	U	µg/L	1.4
00929	Sodium	Grab	N	SW6010	11/13/2003	7700		µg/L	230
01087	Vanadium	Grab	N	SW6010	11/13/2003	60		µg/L	0.40
01092	Zinc	Grab	N	SW6010	11/13/2003	53		µg/L	2.3
00900	Hardness, Total (as CaCO3)	Grab	N	SW6010	11/13/2003	580000		µg/L	
01097	Antimony	Grab	N	SW7041	11/26/2003	1.8	I	µg/L	0.35
71900	Mercury	Grab	N	SW7470	11/17/2003	0.036	U	µg/L	0.036
01059	Thallium	Grab	N	SW7841	11/26/2003	0.67	I	µg/L	0.25
	MICRO								
31612	Fecal Coliform (MF)	Grab	N	SM9222	11/10/2003	4300		cfu/100m	100
	ORGANICS								
49146	1,2-Dibromo-3-chloropropane	Grab	N	SW8011	11/18/2003	0.0041	U	µg/L	0.0041
77651	Ethylene Dibromide	Grab	N	SW8011	11/18/2003	0.0038	U	µg/L	0.0038
81552	Acetone	Grab	N	SW8260	11/20/2003	0.91	U	µg/L	0.91
34215	Acrylonitrile	Grab	N	SW8260	11/20/2003	0.93	U	µg/L	0.93
34030	Benzene	Grab	N	SW8260	11/20/2003	0.31	U	µg/L	0.31
73085	Bromochloromethane	Grab	N	SW8260	11/20/2003	0.22	U	µg/L	0.22
32101	Bromodichloromethane	Grab	N	SW8260	11/20/2003	0.10	U	µg/L	0.10
32104	Bromoform	Grab	N	SW8260	11/20/2003	0.11	U	µg/L	0.11
34413	Bromomethane	Grab	N	SW8260	11/20/2003	0.12	U	µg/L	0.12
81595	2-Butanone	Grab	N	SW8260	11/20/2003	0.29	U	µg/L	0.29
77041	Carbon disulfide	Grab	N	SW8260	11/20/2003	0.25	U	µg/L	0.25
32102	Carbon tetrachloride	Grab	N	SW8260	11/20/2003	0.25	U	µg/L	0.25
34301	Chlorobenzene	Grab	N	SW8260	11/20/2003	0.10	U	µg/L	0.10
34311	Chloroethane	Grab	N	SW8260	11/20/2003	0.16	U	µg/L	0.16
32106	Chloroform	Grab	N	SW8260	11/20/2003	0.28	U	µg/L	0.28
34418	Chloromethane	Grab	N	SW8260	11/20/2003	0.31	U	µg/L	0.31
32105	Dibromochloromethane	Grab	N	SW8260	11/20/2003	0.16	U	µg/L	0.16
77596	Dibromomethane	Grab	N	SW8260	11/20/2003	0.13	U	µg/L	0.13
77268	trans-1,4-Dichloro-2-butene	Grab	N	SW8260	11/20/2003	0.14	U	µg/L	0.14

Data Qualifier Code Key:
* Value exceeds Maximum Contaminant Level
Q Holding times for preparation or analysis exceeded
U Not Detected Above the MDL
I Analyte detected below quantitation limits
S Spike Recovery outside accepted recovery limits

Southeast LF Well Monitoring Program
PARAMETER MONITORING REPORT
Ground Water (Rule 62-520.400,.420, .460)
Surface Water (Rule 62-302.500, .510, .503)
Leachate (Rule 62-701.510)
LAB Submission Number: F03110300
Sample Number: F03110300-004

Facility WACS:	35435-006-SO	**Sample Date/Time:**	11/10/2003 10:07:00 AM
Well/Sampling Point WACS:	TH-60	**Report Period:**	November 2003
Well/Sampling Point Name:	TH-60	**Well Purged:**	YES
Classification of Groundwater:	G-II	**Well Type:**	Monitoring
Ground Water Elevation: (NGVD):			

Storet Code	Parameter Monitored	Sampling Method	Filtered Y/N	Analysis Method	Analysis Date	Analysis Result	Q	Units	Detection Limits
34536	1,2-Dichlorobenzene	Grab	N	SW8260	11/20/2003	0.18	U	µg/L	0.18
34571	1,4-Dichlorobenzene	Grab	N	SW8260	11/20/2003	0.10	U	µg/L	0.10
34496	1,1-Dichloroethane	Grab	N	SW8260	11/20/2003	0.30	U	µg/L	0.30
34531	1,2-Dichloroethane	Grab	N	SW8260	11/20/2003	0.10	U	µg/L	0.10
34501	1,1-Dichloroethene	Grab	N	SW8260	11/20/2003	0.10	U	µg/L	0.10
77093	cis-1,2-Dichloroethene	Grab	N	SW8260	11/20/2003	0.15	U	µg/L	0.15
34546	trans-1,2-Dichloroethene	Grab	N	SW8260	11/20/2003	0.17	U	µg/L	0.17
34541	1,2-Dichloropropane	Grab	N	SW8260	11/20/2003	0.12	U	µg/L	0.12
34704	cis-1,3-Dichloropropene	Grab	N	SW8260	11/20/2003	0.070	U	µg/L	0.070
34699	trans-1,3-Dichloropropene	Grab	N	SW8260	11/20/2003	0.11	U	µg/L	0.11
34371	Ethylbenzene	Grab	N	SW8260	11/20/2003	0.12	U	µg/L	0.12
77103	2-Hexanone	Grab	N	SW8260	11/20/2003	0.26	U	µg/L	0.26
77424	Iodomethane	Grab	N	SW8260	11/20/2003	0.38	U	µg/L	0.38
81596	4-Methyl-2-pentanone	Grab	N	SW8260	11/20/2003	0.21	U	µg/L	0.21
34423	Methylene chloride	Grab	N	SW8260	11/20/2003	0.26	U	µg/L	0.26
77128	Styrene	Grab	N	SW8260	11/20/2003	0.17	U	µg/L	0.17
77562	1,1,1,2-Tetrachloroethane	Grab	N	SW8260	11/20/2003	0.15	U	µg/L	0.15
34516	1,1,2,2-Tetrachloroethane	Grab	N	SW8260	11/20/2003	0.11	U	µg/L	0.11
34475	Tetrachloroethene	Grab	N	SW8260	11/20/2003	0.11	U	µg/L	0.11
34010	Toluene	Grab	N	SW8260	11/20/2003	0.10	U	µg/L	0.10
34506	1,1,1-Trichloroethane	Grab	N	SW8260	11/20/2003	0.24	U	µg/L	0.24
34511	1,1,2-Trichloroethane	Grab	N	SW8260	11/20/2003	0.13	U	µg/L	0.13
39180	Trichloroethene	Grab	N	SW8260	11/20/2003	0.15	U	µg/L	0.15
34488	Trichlorofluoromethane	Grab	N	SW8260	11/20/2003	0.32	U	µg/L	0.32
77443	1,2,3-Trichloropropane	Grab	N	SW8260	11/20/2003	0.30	U	µg/L	0.30
77057	Vinyl acetate	Grab	N	SW8260	11/20/2003	0.15	U	µg/L	0.15
39175	Vinyl chloride	Grab	N	SW8260	11/20/2003	0.14	U	µg/L	0.14
34020	Xylenes, Total	Grab	N	SW8260	11/20/2003	0.29	U	µg/L	0.29

Data Qualifier Code Key:

*	Value exceeds Maximum Contaminant Level	I	Analyte detected below quantitation limits
Q	Holding times for preparation or analysis exceeded	S	Spike Recovery outside accepted recovery limits
U	Not Detected Above the MDL		

BENCHMARK
EnviroAnalytical, Inc.

NELAC CERTIFICATION #E84167

ANALYTICAL TEST REPORT
THIS REPORT MEETS NELAC STANDARDS

Submission Number **3110266**

Elab, Inc.
8 East Tower Circle
Ormond Beach, FL 32174

Attn: Jamie Rexroat

Project Name: HILLSBOROUGH COUNTY
Date Received: 11/10/2003
Time Received: 1410

Submission Number 3110266

Sample Number: 1
Sample Date: 11/10/2003
Sample Time: 1007
Sample Description: T H-60
Sample Method: Grab

Parameter	Result	Units	Detection Limit	Procedure	Analysis Date	Analysis Time	Analyst
FECAL COLIFORM	4300	#/100 ML	100	SM9222D	11/10/2003	14:15	BKP

1711 12th Street East * Palmetto, FL 34221 * Phone (941) 723-9986 * Fax (941) 723-6061

RECEIVED
DEC 2 9 2003

Southeast LF Well Monitoring Program
PARAMETER MONITORING REPORT
Ground Water (Rule 62-520.400,.420, .460)
Surface Water (Rule 62-302.500, .510, .503)
Leachate (Rule 62-701.510)
LAB Submission Number: F03110300
Sample Number: F03110300-005

REVISED

Facility WACS:	35435-006-SO	**Sample Date/Time:**	11/10/2003 11:30:00 AM
Well/Sampling Point WACS:	TH-61	**Report Period:**	November 2003
Well/Sampling Point Name:	TH-61	**Well Purged:**	YES
Classification of Groundwater:	G-II	**Well Type:**	Monitoring
Ground Water Elevation: (NGVD):			

Storet Code	Parameter Monitored	Sampling Method	Filtered Y/N	Analysis Method	Analysis Date	Analysis Result	Q	Units	Detection Limits
	FIELD								
	Conductivity	Grab	N	FLD	11/10/2003	142		umhos/c	
	Dissolved Oxygen	Grab	N	FLD	11/10/2003	0.23		mg/L	
	pH	Grab	N	FLD	11/10/2003	5.51		S.U.	
	Temperature	Grab	N	FLD	11/10/2003	24.77		deg C	
	Turbidity	Grab	N	FLD	11/10/2003	33.6		NTU	
	INORGANICS								
00095	Conductance, Specific	Grab	N	E120.1	11/14/2003	152		µmhos/c	1.00
70300	Solids, Total Dissolved	Grab	N	E160.1	11/13/2003	110		mg/L	1.2
00530	Solids, Suspended (Residue, Non-	Grab	N	E160.2	11/13/2003	12		mg/L	0.77
00940	Chloride	Grab	N	E300.0	11/12/2003	3.8		mg/L	0.10
00620	Nitrogen, Nitrate	Grab	N	E300.0	11/12/2003	0.016	U	mg/L	0.016
00625	Nitrogen, Kjeldahl, Total	Grab	N	E351.2	11/12/2003	1.1		mg/L	0.11
00630	Nitrogen, Nitrate-Nitrite	Grab	N	E353.2	11/12/2003	0.0060	U	mg/L	0.0060
00665	Phosphorus, Total (as P)	Grab	N	E365.4	11/12/2003	0.36		mg/L	0.020
00310	Biochemical Oxygen Demand	Grab	N	E405.1	11/17/2003	7.4		mg/L	2.0
00340	Chemical Oxygen Demand	Grab	N	E410.4	11/18/2003	54		mg/L	3.4
00680	Organic Carbon, Total	Grab	N	E415.1	11/18/2003	15		mg/L	0.84
00612	Nitrogen, Ammonia (Unionized)	Grab	N	FL-DEP	11/11/2003	0.0040	U	mg/L	0.0040
32211	Chlorophyll a	Grab	N	SM1020	11/24/2003	1.0	UQ	mg/m³	1.0
00600	Nitrogen, Total	Grab	N	SM4500-	11/12/2003	1.1		mg/L	0.50
	METALS								
01002	Arsenic	Grab	N	SW6010	11/13/2003	2.0	U	µg/L	2.0
01007	Barium	Grab	N	SW6010	11/13/2003	13		µg/L	0.074
01012	Beryllium	Grab	N	SW6010	11/13/2003	0.12	U	µg/L	0.12
01027	Cadmium	Grab	N	SW6010	11/13/2003	0.24	U	µg/L	0.24
01034	Chromium	Grab	N	SW6010	11/13/2003	2.6	I	µg/L	0.60
01037	Cobalt	Grab	N	SW6010	11/13/2003	1.5	U	µg/L	1.5
01042	Copper	Grab	N	SW6010	11/13/2003	1.2	I	µg/L	0.58
01045	Iron	Grab	N	SW6010	11/13/2003	330		µg/L	13
01051	Lead	Grab	N	SW6010	11/13/2003	2.3	I	µg/L	1.8

Data Qualifier Code Key:

*	Value exceeds Maximum Contaminant Level	I	Analyte detected below quantitation limits
Q	Holding times for preparation or analysis exceeded	S	Spike Recovery outside accepted recovery limits
U	Not Detected Above the MDL		

Southeast LF Well Monitoring Program

PARAMETER MONITORING REPORT

Ground Water (Rule 62-520.400,.420, .460)

Surface Water (Rule 62-302.500, .510, .503)

Leachate (Rule 62-701.510)

LAB Submission Number: F03110300

Sample Number: F03110300-005

Facility WACS:	35435-006-SO	**Sample Date/Time:**	11/10/2003 11:30:00 AM
Well/Sampling Point WACS:	TH-61	**Report Period:**	November 2003
Well/Sampling Point Name:	TH-61	**Well Purged:**	YES
Classification of Groundwater:	G-II	**Well Type:**	Monitoring
Ground Water Elevation: (NGVD):			

Storet Code	Parameter Monitored	Sampling Method	Filtered Y/N	Analysis Method	Analysis Date	Analysis Result	Q	Units	Detection Limits
01067	Nickel	Grab	N	SW6010	11/13/2003	2.0	U	µg/L	2.0
01147	Selenium	Grab	N	SW6010	11/13/2003	4.0	U	µg/L	4.0
01077	Silver	Grab	N	SW6010	11/13/2003	1.4	U	µg/L	1.4
00929	Sodium	Grab	N	SW6010	11/13/2003	5500		µg/L	230
01087	Vanadium	Grab	N	SW6010	11/13/2003	3.0	I	µg/L	0.40
01092	Zinc	Grab	N	SW6010	11/13/2003	2.3	U	µg/L	2.3
00900	Hardness, Total (as CaCO3)	Grab	N	SW6010	11/13/2003	62000		µg/L	
01097	Antimony	Grab	N	SW7041	11/26/2003	0.35	U	µg/L	0.35
71900	Mercury	Grab	N	SW7470	11/17/2003	0.038	I	µg/L	0.036
01059	Thallium	Grab	N	SW7841	11/26/2003	0.25	U	µg/L	0.25
	MICRO								
31612	Fecal Coliform (MF)	Grab	N	SM9222	11/10/2003	100	U	cfu/100m	100
	ORGANICS								
49146	1,2-Dibromo-3-chloropropane	Grab	N	SW8011	11/18/2003	0.0041	U	µg/L	0.0041
77651	Ethylene Dibromide	Grab	N	SW8011	11/18/2003	0.0038	U	µg/L	0.0038
81552	Acetone	Grab	N	SW8260	11/20/2003	0.91	U	µg/L	0.91
34215	Acrylonitrile	Grab	N	SW8260	11/20/2003	0.93	U	µg/L	0.93
34030	Benzene	Grab	N	SW8260	11/20/2003	0.31	U	µg/L	0.31
73085	Bromochloromethane	Grab	N	SW8260	11/20/2003	0.22	U	µg/L	0.22
32101	Bromodichloromethane	Grab	N	SW8260	11/20/2003	0.10	U	µg/L	0.10
32104	Bromoform	Grab	N	SW8260	11/20/2003	0.11	U	µg/L	0.11
34413	Bromomethane	Grab	N	SW8260	11/20/2003	0.12	U	µg/L	0.12
81595	2-Butanone	Grab	N	SW8260	11/20/2003	0.29	U	µg/L	0.29
77041	Carbon disulfide	Grab	N	SW8260	11/20/2003	0.25	U	µg/L	0.25
32102	Carbon tetrachloride	Grab	N	SW8260	11/20/2003	0.25	U	µg/L	0.25
34301	Chlorobenzene	Grab	N	SW8260	11/20/2003	0.10	U	µg/L	0.10
34311	Chloroethane	Grab	N	SW8260	11/20/2003	0.16	U	µg/L	0.16
32106	Chloroform	Grab	N	SW8260	11/20/2003	0.28	U	µg/L	0.28
34418	Chloromethane	Grab	N	SW8260	11/20/2003	0.31	U	µg/L	0.31
32105	Dibromochloromethane	Grab	N	SW8260	11/20/2003	0.16	U	µg/L	0.16
77596	Dibromomethane	Grab	N	SW8260	11/20/2003	0.13	U	µg/L	0.13
77268	trans-1,4-Dichloro-2-butene	Grab	N	SW8260	11/20/2003	0.14	U	µg/L	0.14

Data Qualifier Code Key:

* Value exceeds Maximum Contaminant Level

Q Holding times for preparation or analysis exceeded

U Not Detected Above the MDL

I Analyte detected below quantitation limits

S Spike Recovery outside accepted recovery limits

Southeast LF Well Monitoring Program
PARAMETER MONITORING REPORT
Ground Water (Rule 62-520.400,.420, .460)
Surface Water (Rule 62-302.500, .510, .503)
Leachate (Rule 62-701.510)
LAB Submission Number: F03110300
Sample Number: F03110300-005

Facility WACS:	35435-006-SO	**Sample Date/Time:**	11/10/2003 11:30:00 AM
Well/Sampling Point WACS:	TH-61	**Report Period:**	November 2003
Well/Sampling Point Name:	TH-61	**Well Purged:**	YES
Classification of Groundwater:	G-II	**Well Type:**	Monitoring
Ground Water Elevation: (NGVD):			

Storet Code	Parameter Monitored	Sampling Method	Filtered Y/N	Analysis Method	Analysis Date	Analysis Result	Q	Units	Detection Limits
34536	1,2-Dichlorobenzene	Grab	N	SW8260	11/20/2003	0.18	U	µg/L	0.18
34571	1,4-Dichlorobenzene	Grab	N	SW8260	11/20/2003	0.10	U	µg/L	0.10
34496	1,1-Dichloroethane	Grab	N	SW8260	11/20/2003	0.30	U	µg/L	0.30
34531	1,2-Dichloroethane	Grab	N	SW8260	11/20/2003	0.10	U	µg/L	0.10
34501	1,1-Dichloroethene	Grab	N	SW8260	11/20/2003	0.10	U	µg/L	0.10
77093	cis-1,2-Dichloroethene	Grab	N	SW8260	11/20/2003	0.15	U	µg/L	0.15
34546	trans-1,2-Dichloroethene	Grab	N	SW8260	11/20/2003	0.17	U	µg/L	0.17
34541	1,2-Dichloropropane	Grab	N	SW8260	11/20/2003	0.12	U	µg/L	0.12
34704	cis-1,3-Dichloropropene	Grab	N	SW8260	11/20/2003	0.070	U	µg/L	0.070
34699	trans-1,3-Dichloropropene	Grab	N	SW8260	11/20/2003	0.11	U	µg/L	0.11
34371	Ethylbenzene	Grab	N	SW8260	11/20/2003	0.12	U	µg/L	0.12
77103	2-Hexanone	Grab	N	SW8260	11/20/2003	0.26	U	µg/L	0.26
77424	Iodomethane	Grab	N	SW8260	11/20/2003	0.38	U	µg/L	0.38
81596	4-Methyl-2-pentanone	Grab	N	SW8260	11/20/2003	0.21	U	µg/L	0.21
34423	Methylene chloride	Grab	N	SW8260	11/20/2003	0.26	U	µg/L	0.26
77128	Styrene	Grab	N	SW8260	11/20/2003	0.17	U	µg/L	0.17
77562	1,1,1,2-Tetrachloroethane	Grab	N	SW8260	11/20/2003	0.15	U	µg/L	0.15
34516	1,1,2,2-Tetrachloroethane	Grab	N	SW8260	11/20/2003	0.11	U	µg/L	0.11
34475	Tetrachloroethene	Grab	N	SW8260	11/20/2003	0.11	U	µg/L	0.11
34010	Toluene	Grab	N	SW8260	11/20/2003	0.10	U	µg/L	0.10
34506	1,1,1-Trichloroethane	Grab	N	SW8260	11/20/2003	0.24	U	µg/L	0.24
34511	1,1,2-Trichloroethane	Grab	N	SW8260	11/20/2003	0.13	U	µg/L	0.13
39180	Trichloroethene	Grab	N	SW8260	11/20/2003	0.15	U	µg/L	0.15
34488	Trichlorofluoromethane	Grab	N	SW8260	11/20/2003	0.32	U	µg/L	0.32
77443	1,2,3-Trichloropropane	Grab	N	SW8260	11/20/2003	0.30	U	µg/L	0.30
77057	Vinyl acetate	Grab	N	SW8260	11/20/2003	0.15	U	µg/L	0.15
39175	Vinyl chloride	Grab	N	SW8260	11/20/2003	0.14	U	µg/L	0.14
34020	Xylenes, Total	Grab	N	SW8260	11/20/2003	0.29	U	µg/L	0.29

Data Qualifier Code Key:

*	Value exceeds Maximum Contaminant Level	I	Analyte detected below quantitation limits
Q	Holding times for preparation or analysis exceeded	S	Spike Recovery outside accepted recovery limits
U	Not Detected Above the MDL		

BEST AVAILABLE COPY

BENCHMARK
EnviroAnalytical, Inc.

NELAC CERTIFICATION #E84167

ANALYTICAL TEST REPORT
THIS REPORT MEETS NELAC STANDARDS

Submission Number **3110267**

Elab, Inc.
8 East Tower Circle
Ormond Beach, FL 32174

Attn: Jamie Rexroat

Project Name: HILLSBOROUGH COUNTY
Date Received: 11/10/2003
Time Received: 1410

F03110300

Submission Number 3110267

Sample Number: 1
Sample Date: 11/10/2003
Sample Time: 1234
Sample Description: T H-61
Sample Method: Grab

Parameter	Result	Units	Detection Limit	Procedure	Analysis Date	Analysis Time	Analyst
FECAL COLIFORM	100U	#/100 ML	100	SM9222D	11/10/2003	14:15	BKP

1711 12th Street East * Palmetto, FL 34221 * Phone (941) 723-9986 * Fax (941) 723-6061

RECEIVED
DEC 2 9 2003

Southeast LF Well Monitoring Program
PARAMETER MONITORING REPORT
Ground Water (Rule 62-520.400,.420, .460)
Surface Water (Rule 62-302.500, .510, .503)
Leachate (Rule 62-701.510)
LAB Submission Number: F03110300
Sample Number: F03110300-006

REVISED

Facility WACS:	35435-006-SO	**Sample Date/Time:**	11/10/2003 1:05:00 PM
Well/Sampling Point WACS:	TH-64	**Report Period:**	November 2003
Well/Sampling Point Name:	TH-64	**Well Purged:**	YES
Classification of Groundwater:	G-II	**Well Type:**	Monitoring
Ground Water Elevation: (NGVD):			

Storet Code	Parameter Monitored	Sampling Method	Filtered Y/N	Analysis Method	Analysis Date	Analysis Result	Q	Units	Detection Limits
	FIELD								
	Conductivity	Grab	N	FLD	11/10/2003	366		umhos/c	
	Dissolved Oxygen	Grab	N	FLD	11/10/2003	1.33		mg/L	
	pH	Grab	N	FLD	11/10/2003	4.59		S.U.	
	Temperature	Grab	N	FLD	11/10/2003	25.34		deg C	
	Turbidity	Grab	N	FLD	11/10/2003	35.3		NTU	
	INORGANICS								
00095	Conductance, Specific	Grab	N	E120.1	11/14/2003	339		µmhos/c	1.00
70300	Solids, Total Dissolved	Grab	N	E160.1	11/13/2003	240		mg/L	1.2
00530	Solids, Suspended (Residue, Non-	Grab	N	E160.2	11/13/2003	23		mg/L	0.77
00940	Chloride	Grab	N	E300.0	11/12/2003	10		mg/L	0.10
00620	Nitrogen, Nitrate	Grab	N	E300.0	11/12/2003	0.016	U	mg/L	0.016
00625	Nitrogen, Kjeldahl, Total	Grab	N	E351.2	11/12/2003	0.57		mg/L	0.056
00630	Nitrogen, Nitrate-Nitrite	Grab	N	E353.2	11/12/2003	0.0060	U	mg/L	0.0060
00665	Phosphorus, Total (as P)	Grab	N	E365.4	11/12/2003	0.50		mg/L	0.010
00310	Biochemical Oxygen Demand	Grab	N	E405.1	11/17/2003	6.0	U	mg/L	6.0
00340	Chemical Oxygen Demand	Grab	N	E410.4	11/18/2003	29		mg/L	3.4
00680	Organic Carbon, Total	Grab	N	E415.1	11/18/2003	7.3		mg/L	0.42
00612	Nitrogen, Ammonia (Unionized)	Grab	N	FL-DEP	11/11/2003	0.0040	U	mg/L	0.0040
32211	Chlorophyll a	Grab	N	SM1020	11/24/2003	1.0	UQ	mg/m³	1.0
00600	Nitrogen, Total	Grab	N	SM4500-	11/12/2003	0.57		mg/L	0.50
	METALS								
01002	Arsenic	Grab	N	SW6010	11/13/2003	2.0	U	µg/L	2.0
01007	Barium	Grab	N	SW6010	11/13/2003	54		µg/L	0.074
01012	Beryllium	Grab	N	SW6010	11/13/2003	0.12	U	µg/L	0.12
01027	Cadmium	Grab	N	SW6010	11/13/2003	0.42	I	µg/L	0.24
01034	Chromium	Grab	N	SW6010	11/13/2003	2.2	I	µg/L	0.60
01037	Cobalt	Grab	N	SW6010	11/13/2003	1.5	U	µg/L	1.5
01042	Copper	Grab	N	SW6010	11/13/2003	1.2	I	µg/L	0.58
01045	Iron	Grab	N	SW6010	11/13/2003	2800		µg/L	13
01051	Lead	Grab	N	SW6010	11/13/2003	1.8	U	µg/L	1.8

Data Qualifier Code Key:

*	Value exceeds Maximum Contaminant Level	I	Analyte detected below quantitation limits
Q	Holding times for preparation or analysis exceeded	S	Spike Recovery outside accepted recovery limits
U	Not Detected Above the MDL		

Southeast LF Well Monitoring Program
PARAMETER MONITORING REPORT
Ground Water (Rule 62-520.400,.420, .460)
Surface Water (Rule 62-302.500, .510, .503)
Leachate (Rule 62-701.510)
LAB Submission Number: F03110300
Sample Number: F03110300-006

Facility WACS:	35435-006-SO	**Sample Date/Time:**	11/10/2003 1:05:00 PM
Well/Sampling Point WACS:	TH-64	**Report Period:**	November 2003
Well/Sampling Point Name:	TH-64	**Well Purged:**	YES
Classification of Groundwater:	G-II	**Well Type:**	Monitoring
Ground Water Elevation: (NGVD):			

Storet Code	Parameter Monitored	Sampling Method	Filtered Y/N	Analysis Method	Analysis Date	Analysis Result	Q	Units	Detection Limits
01067	Nickel	Grab	N	SW6010	11/13/2003	2.0	U	µg/L	2.0
01147	Selenium	Grab	N	SW6010	11/13/2003	4.0	U	µg/L	4.0
01077	Silver	Grab	N	SW6010	11/13/2003	1.4	U	µg/L	1.4
00929	Sodium	Grab	N	SW6010	11/13/2003	6400		µg/L	230
01087	Vanadium	Grab	N	SW6010	11/13/2003	2.1	I	µg/L	0.40
01092	Zinc	Grab	N	SW6010	11/13/2003	5.4	I	µg/L	2.3
00900	Hardness, Total (as CaCO3)	Grab	N	SW6010	11/13/2003	140000		µg/L	
01097	Antimony	Grab	N	SW7041	11/26/2003	0.35	U	µg/L	0.35
71900	Mercury	Grab	N	SW7470	11/17/2003	0.036	U	µg/L	0.036
01059	Thallium	Grab	N	SW7841	11/26/2003	0.29	I	µg/L	0.25
	MICRO								
31612	Fecal Coliform (MF)	Grab	N	SM9222	11/10/2003	100	U	cfu/100m	100
	ORGANICS								
49146	1,2-Dibromo-3-chloropropane	Grab	N	SW8011	11/18/2003	0.0041	U	µg/L	0.0041
77651	Ethylene Dibromide	Grab	N	SW8011	11/18/2003	0.0038	U	µg/L	0.0038
81552	Acetone	Grab	N	SW8260	11/20/2003	0.91	U	µg/L	0.91
34215	Acrylonitrile	Grab	N	SW8260	11/20/2003	0.93	U	µg/L	0.93
34030	Benzene	Grab	N	SW8260	11/20/2003	0.31	U	µg/L	0.31
73085	Bromochloromethane	Grab	N	SW8260	11/20/2003	0.22	U	µg/L	0.22
32101	Bromodichloromethane	Grab	N	SW8260	11/20/2003	0.10	U	µg/L	0.10
32104	Bromoform	Grab	N	SW8260	11/20/2003	0.11	U	µg/L	0.11
34413	Bromomethane	Grab	N	SW8260	11/20/2003	0.12	U	µg/L	0.12
81595	2-Butanone	Grab	N	SW8260	11/20/2003	0.29	U	µg/L	0.29
77041	Carbon disulfide	Grab	N	SW8260	11/20/2003	0.25	U	µg/L	0.25
32102	Carbon tetrachloride	Grab	N	SW8260	11/20/2003	0.25	U	µg/L	0.25
34301	Chlorobenzene	Grab	N	SW8260	11/20/2003	0.10	U	µg/L	0.10
34311	Chloroethane	Grab	N	SW8260	11/20/2003	0.16	U	µg/L	0.16
32106	Chloroform	Grab	N	SW8260	11/20/2003	0.28	U	µg/L	0.28
34418	Chloromethane	Grab	N	SW8260	11/20/2003	0.31	U	µg/L	0.31
32105	Dibromochloromethane	Grab	N	SW8260	11/20/2003	0.16	U	µg/L	0.16
77596	Dibromomethane	Grab	N	SW8260	11/20/2003	0.13	U	µg/L	0.13
77268	trans-1,4-Dichloro-2-butene	Grab	N	SW8260	11/20/2003	0.14	U	µg/L	0.14

Data Qualifier Code Key:
* Value exceeds Maximum Contaminant Level
Q Holding times for preparation or analysis exceeded
U Not Detected Above the MDL
I Analyte detected below quantitation limits
S Spike Recovery outside accepted recovery limits

Southeast LF Well Monitoring Program
PARAMETER MONITORING REPORT
Ground Water (Rule 62-520.400,.420, .460)
Surface Water (Rule 62-302.500, .510, .503)
Leachate (Rule 62-701.510)
LAB Submission Number: F03110300
Sample Number: F03110300-006

Facility WACS:	35435-006-SO	**Sample Date/Time:**	11/10/2003 1:05:00 PM
Well/Sampling Point WACS:	TH-64	**Report Period:**	November 2003
Well/Sampling Point Name:	TH-64	**Well Purged:**	YES
Classification of Groundwater:	G-II	**Well Type:**	Monitoring
Ground Water Elevation: (NGVD):			

Storet Code	Parameter Monitored	Sampling Method	Filtered Y/N	Analysis Method	Analysis Date	Analysis Result	Q	Units	Detection Limits
34536	1,2-Dichlorobenzene	Grab	N	SW8260	11/20/2003	0.18	U	µg/L	0.18
34571	1,4-Dichlorobenzene	Grab	N	SW8260	11/20/2003	0.10	U	µg/L	0.10
34496	1,1-Dichloroethane	Grab	N	SW8260	11/20/2003	0.30	U	µg/L	0.30
34531	1,2-Dichloroethane	Grab	N	SW8260	11/20/2003	0.10	U	µg/L	0.10
34501	1,1-Dichloroethene	Grab	N	SW8260	11/20/2003	0.10	U	µg/L	0.10
77093	cis-1,2-Dichloroethene	Grab	N	SW8260	11/20/2003	0.15	U	µg/L	0.15
34546	trans-1,2-Dichloroethene	Grab	N	SW8260	11/20/2003	0.17	U	µg/L	0.17
34541	1,2-Dichloropropane	Grab	N	SW8260	11/20/2003	0.12	U	µg/L	0.12
34704	cis-1,3-Dichloropropene	Grab	N	SW8260	11/20/2003	0.070	U	µg/L	0.070
34699	trans-1,3-Dichloropropene	Grab	N	SW8260	11/20/2003	0.11	U	µg/L	0.11
34371	Ethylbenzene	Grab	N	SW8260	11/20/2003	0.12	U	µg/L	0.12
77103	2-Hexanone	Grab	N	SW8260	11/20/2003	0.26	U	µg/L	0.26
77424	Iodomethane	Grab	N	SW8260	11/20/2003	0.38	U	µg/L	0.38
81596	4-Methyl-2-pentanone	Grab	N	SW8260	11/20/2003	0.21	U	µg/L	0.21
34423	Methylene chloride	Grab	N	SW8260	11/20/2003	0.26	U	µg/L	0.26
77128	Styrene	Grab	N	SW8260	11/20/2003	0.17	U	µg/L	0.17
77562	1,1,1,2-Tetrachloroethane	Grab	N	SW8260	11/20/2003	0.15	U	µg/L	0.15
34516	1,1,2,2-Tetrachloroethane	Grab	N	SW8260	11/20/2003	0.11	U	µg/L	0.11
34475	Tetrachloroethene	Grab	N	SW8260	11/20/2003	0.11	U	µg/L	0.11
34010	Toluene	Grab	N	SW8260	11/20/2003	0.10	U	µg/L	0.10
34506	1,1,1-Trichloroethane	Grab	N	SW8260	11/20/2003	0.24	U	µg/L	0.24
34511	1,1,2-Trichloroethane	Grab	N	SW8260	11/20/2003	0.13	U	µg/L	0.13
39180	Trichloroethene	Grab	N	SW8260	11/20/2003	0.15	U	µg/L	0.15
34488	Trichlorofluoromethane	Grab	N	SW8260	11/20/2003	0.32	U	µg/L	0.32
77443	1,2,3-Trichloropropane	Grab	N	SW8260	11/20/2003	0.30	U	µg/L	0.30
77057	Vinyl acetate	Grab	N	SW8260	11/20/2003	0.15	U	µg/L	0.15
39175	Vinyl chloride	Grab	N	SW8260	11/20/2003	0.14	U	µg/L	0.14
34020	Xylenes, Total	Grab	N	SW8260	11/20/2003	0.29	U	µg/L	0.29

Data Qualifier Code Key:

*	Value exceeds Maximum Contaminant Level	I	Analyte detected below quantitation limits
Q	Holding times for preparation or analysis exceeded	S	Spike Recovery outside accepted recovery limits
U	Not Detected Above the MDL		

BEST AVAILABLE COPY

BENCHMARK
EnviroAnalytical, Inc.

NELAC CERTIFICATION #E84167

ANALYTICAL TEST REPORT
THIS REPORT MEETS NELAC STANDARDS

Submission Number **3110268**

Elab, Inc.
8 East Tower Circle
Ormond Beach, FL 32174

Attn: Jamie Rexroat

Project Name: HILLSBOROUGH COUNTY
Date Received: 11/10/2003
Time Received: 1410

Submission Number 3110268

Sample Number: 1
Sample Date: 11/10/2003
Sample Time: 1305

Sample Description: T H-64
Sample Method: Grab

Parameter	Result	Units	Detection Limit	Procedure	Analysis Date	Analysis Time	Analyst
FECAL COLIFORM	100U	#/100 ML	100	SM9222D	11/10/2003	14:15	BKP

1711 12th Street East * Palmetto, FL 34221 * Phone (941) 723-9986 * Fax (941) 723-6061

RECEIVED
JAN 7 2004

Southeast LF Well Monitoring Program
PARAMETER MONITORING REPORT
Ground Water (Rule 62-520.400,.420, .460)
Surface Water (Rule 62-302.500, .510, .503)
Leachate (Rule 62-701.510)
LAB Submission Number: F03110300
Sample Number: F03110300-007

REVISED

EL

Facility WACS:	35435-006-SO	**Sample Date/Time:**	11/10/2003 10:43:00 AM
Well/Sampling Point WACS:	TH-65	**Report Period:**	November 2003
Well/Sampling Point Name:	TH-65	**Well Purged:**	YES
Classification of Groundwater:	G-II	**Well Type:**	Monitoring
Ground Water Elevation: (NGVD):			

Storet Code	Parameter Monitored	Sampling Method	Filtered Y/N	Analysis Method	Analysis Date	Analysis Result	Q	Units	Detection Limits
	FIELD								
	Conductivity	Grab	N	FLD	11/10/2003	340		umhos/c	
	Dissolved Oxygen	Grab	N	FLD	11/10/2003	0.87		mg/L	
	pH	Grab	N	FLD	11/10/2003	5.17		S.U.	
	Temperature	Grab	N	FLD	11/10/2003	24.90		deg C	
	Turbidity	Grab	N	FLD	11/10/2003	29.3		NTU	
	INORGANICS								
00095	Conductance, Specific	Grab	N	E120.1	11/14/2003	296		µmhos/c	1.00
70300	Solids, Total Dissolved	Grab	N	E160.1	11/13/2003	220		mg/L	1.2
00530	Solids, Suspended (Residue, Non-	Grab	N	E160.2	11/13/2003	24		mg/L	0.77
00940	Chloride	Grab	N	E300.0	11/12/2003	14		mg/L	0.10
00620	Nitrogen, Nitrate	Grab	N	E300.0	11/12/2003	0.016	U	mg/L	0.016
00625	Nitrogen, Kjeldahl, Total	Grab	N	E351.2	11/12/2003	3.1		mg/L	0.056
00630	Nitrogen, Nitrate-Nitrite	Grab	N	E353.2	11/12/2003	0.029	I	mg/L	0.0060
00665	Phosphorus, Total (as P)	Grab	N	E365.4	11/12/2003	0.28		mg/L	0.010
00310	Biochemical Oxygen Demand	Grab	N	E405.1	11/17/2003	6.0	U	mg/L	6.0
00340	Chemical Oxygen Demand	Grab	N	E410.4	11/18/2003	60		mg/L	3.4
00680	Organic Carbon, Total	Grab	N	E415.1	11/18/2003	21		mg/L	0.42
00612	Nitrogen, Ammonia (Unionized)	Grab	N	FL-DEP	11/11/2003	0.0040	U	mg/L	0.0040
32211	Chlorophyll a	Grab	N	SM1020	11/24/2003	1.0	UQ	mg/m³	1.0
00600	Nitrogen, Total	Grab	N	SM4500-	11/12/2003	3.1		mg/L	0.50
	METALS								
01002	Arsenic	Grab	N	SW6010	11/13/2003	8.6	I	µg/L	2.0
01007	Barium	Grab	N	SW6010	11/13/2003	14		µg/L	0.074
01012	Beryllium	Grab	N	SW6010	11/13/2003	0.12	U	µg/L	0.12
01027	Cadmium	Grab	N	SW6010	11/13/2003	0.38	I	µg/L	0.24
01034	Chromium	Grab	N	SW6010	11/13/2003	3.9	I	µg/L	0.60
01037	Cobalt	Grab	N	SW6010	11/13/2003	2.4	I	µg/L	1.5
01042	Copper	Grab	N	SW6010	11/13/2003	1.6	I	µg/L	0.58
01045	Iron	Grab	N	SW6010	11/13/2003	7800		µg/L	13
01051	Lead	Grab	N	SW6010	11/13/2003	1.8	U	µg/L	1.8

Data Qualifier Code Key:

I	Analyte detected below quantitation limits	Q	Holding times for preparation or analysis exceeded
S	Spike Recovery outside accepted recovery limits	U	Not Detected Above the MDL

Southeast LF Well Monitoring Program

PARAMETER MONITORING REPORT

Ground Water (Rule 62-520.400,.420, .460)

Surface Water (Rule 62-302.500, .510, .503)

Leachate (Rule 62-701.510)

LAB Submission Number: F03110300

Sample Number: F03110300-007

Facility WACS:	35435-006-SO	**Sample Date/Time:**	11/10/2003 10:43:00 AM
Well/Sampling Point WACS:	TH-65	**Report Period:**	November 2003
Well/Sampling Point Name:	TH-65	**Well Purged:**	YES
Classification of Groundwater:	G-II	**Well Type:**	Monitoring
Ground Water Elevation: (NGVD):			

Storet Code	Parameter Monitored	Sampling Method	Filtered Y/N	Analysis Method	Analysis Date	Analysis Result	Q	Units	Detection Limits
01067	Nickel	Grab	N	SW6010	11/13/2003	4.1	I	µg/L	2.0
01147	Selenium	Grab	N	SW6010	11/13/2003	4.0	U	µg/L	4.0
01077	Silver	Grab	N	SW6010	11/13/2003	1.4	U	µg/L	1.4
00929	Sodium	Grab	N	SW6010	11/13/2003	13000		µg/L	230
01087	Vanadium	Grab	N	SW6010	11/13/2003	3.3	I	µg/L	0.40
01092	Zinc	Grab	N	SW6010	11/13/2003	3.6	I	µg/L	2.3
00900	Hardness, Total (as CaCO3)	Grab	N	SW6010	11/13/2003	100000		µg/L	
01097	Antimony	Grab	N	SW7041	11/26/2003	0.35	U	µg/L	0.35
71900	Mercury	Grab	N	SW7470	11/17/2003	0.036	U	µg/L	0.036
01059	Thallium	Grab	N	SW7841	11/26/2003	0.25	U	µg/L	0.25
	MICRO								
31612	Fecal Coliform (MF)	Grab	N	SM9222	11/10/2003	6500		cfu/100m	100
	ORGANICS								
49146	1,2-Dibromo-3-chloropropane	Grab	N	SW8011	11/18/2003	0.0041	U	µg/L	0.0041
77651	Ethylene Dibromide	Grab	N	SW8011	11/18/2003	0.0038	U	µg/L	0.0038
81552	Acetone	Grab	N	SW8260	11/20/2003	0.91	U	µg/L	0.91
34215	Acrylonitrile	Grab	N	SW8260	11/20/2003	0.93	U	µg/L	0.93
34030	Benzene	Grab	N	SW8260	11/20/2003	0.31	U	µg/L	0.31
73085	Bromochloromethane	Grab	N	SW8260	11/20/2003	0.22	U	µg/L	0.22
32101	Bromodichloromethane	Grab	N	SW8260	11/20/2003	0.10	U	µg/L	0.10
32104	Bromoform	Grab	N	SW8260	11/20/2003	0.11	U	µg/L	0.11
34413	Bromomethane	Grab	N	SW8260	11/20/2003	0.12	U	µg/L	0.12
81595	2-Butanone	Grab	N	SW8260	11/20/2003	0.29	U	µg/L	0.29
77041	Carbon disulfide	Grab	N	SW8260	11/20/2003	0.25	U	µg/L	0.25
32102	Carbon tetrachloride	Grab	N	SW8260	11/20/2003	0.25	U	µg/L	0.25
34301	Chlorobenzene	Grab	N	SW8260	11/20/2003	0.10	U	µg/L	0.10
34311	Chloroethane	Grab	N	SW8260	11/20/2003	0.16	U	µg/L	0.16
32106	Chloroform	Grab	N	SW8260	11/20/2003	0.28	U	µg/L	0.28
34418	Chloromethane	Grab	N	SW8260	11/20/2003	0.31	U	µg/L	0.31
32105	Dibromochloromethane	Grab	N	SW8260	11/20/2003	0.16	U	µg/L	0.16
77596	Dibromomethane	Grab	N	SW8260	11/20/2003	0.13	U	µg/L	0.13
77268	trans-1,4-Dichloro-2-butene	Grab	N	SW8260	11/20/2003	0.14	U	µg/L	0.14

Data Qualifier Code Key:

I Analyte detected below quantitation limits

S Spike Recovery outside accepted recovery limits

Q Holding times for preparation or analysis exceeded

U Not Detected Above the MDL

Southeast LF Well Monitoring Program

PARAMETER MONITORING REPORT

Ground Water (Rule 62-520.400,.420, .460)

Surface Water (Rule 62-302.500, .510, .503)

Leachate (Rule 62-701.510)

LAB Submission Number: F03110300

Sample Number: F03110300-007

Facility WACS:	35435-006-SO	**Sample Date/Time:**	11/10/2003 10:43:00 AM
Well/Sampling Point WACS:	TH-65	**Report Period:**	November 2003
Well/Sampling Point Name:	TH-65	**Well Purged:**	YES
Classification of Groundwater:	G-II	**Well Type:**	Monitoring
Ground Water Elevation: (NGVD):			

Storet Code	Parameter Monitored	Sampling Method	Filtered Y/N	Analysis Method	Analysis Date	Analysis Result	Q	Units	Detection Limits
34536	1,2-Dichlorobenzene	Grab	N	SW8260	11/20/2003	0.18	U	µg/L	0.18
34571	1,4-Dichlorobenzene	Grab	N	SW8260	11/20/2003	0.10	U	µg/L	0.10
34496	1,1-Dichloroethane	Grab	N	SW8260	11/20/2003	0.30	U	µg/L	0.30
34531	1,2-Dichloroethane	Grab	N	SW8260	11/20/2003	0.10	U	µg/L	0.10
34501	1,1-Dichloroethene	Grab	N	SW8260	11/20/2003	0.10	U	µg/L	0.10
77093	cis-1,2-Dichloroethene	Grab	N	SW8260	11/20/2003	0.15	U	µg/L	0.15
34546	trans-1,2-Dichloroethene	Grab	N	SW8260	11/20/2003	0.17	U	µg/L	0.17
34541	1,2-Dichloropropane	Grab	N	SW8260	11/20/2003	0.12	U	µg/L	0.12
34704	cis-1,3-Dichloropropene	Grab	N	SW8260	11/20/2003	0.070	U	µg/L	0.070
34699	trans-1,3-Dichloropropene	Grab	N	SW8260	11/20/2003	0.11	U	µg/L	0.11
34371	Ethylbenzene	Grab	N	SW8260	11/20/2003	0.12	U	µg/L	0.12
77103	2-Hexanone	Grab	N	SW8260	11/20/2003	0.26	U	µg/L	0.26
77424	Iodomethane	Grab	N	SW8260	11/20/2003	0.38	U	µg/L	0.38
81596	4-Methyl-2-pentanone	Grab	N	SW8260	11/20/2003	0.21	U	µg/L	0.21
34423	Methylene chloride	Grab	N	SW8260	11/20/2003	0.26	U	µg/L	0.26
77128	Styrene	Grab	N	SW8260	11/20/2003	0.17	U	µg/L	0.17
77562	1,1,1,2-Tetrachloroethane	Grab	N	SW8260	11/20/2003	0.15	U	µg/L	0.15
34516	1,1,2,2-Tetrachloroethane	Grab	N	SW8260	11/20/2003	0.11	U	µg/L	0.11
34475	Tetrachloroethene	Grab	N	SW8260	11/20/2003	0.11	U	µg/L	0.11
34010	Toluene	Grab	N	SW8260	11/20/2003	0.76	I	µg/L	0.10
34506	1,1,1-Trichloroethane	Grab	N	SW8260	11/20/2003	0.24	U	µg/L	0.24
34511	1,1,2-Trichloroethane	Grab	N	SW8260	11/20/2003	0.13	U	µg/L	0.13
39180	Trichloroethene	Grab	N	SW8260	11/20/2003	0.15	U	µg/L	0.15
34488	Trichlorofluoromethane	Grab	N	SW8260	11/20/2003	0.32	U	µg/L	0.32
77443	1,2,3-Trichloropropane	Grab	N	SW8260	11/20/2003	0.30	U	µg/L	0.30
77057	Vinyl acetate	Grab	N	SW8260	11/20/2003	0.15	U	µg/L	0.15
39175	Vinyl chloride	Grab	N	SW8260	11/20/2003	0.14	U	µg/L	0.14
34020	Xylenes, Total	Grab	N	SW8260	11/20/2003	0.29	U	µg/L	0.29

Data Qualifier Code Key:

I	Analyte detected below quantitation limits	Q	Holding times for preparation or analysis exceeded
S	Spike Recovery outside accepted recovery limits	U	Not Detected Above the MDL

BEST AVAILABLE COPY

BENCHMARK
EnviroAnalytical, Inc.

NELAC CERTIFICATION #E84167

ANALYTICAL TEST REPORT
THIS REPORT MEETS NELAC STANDARDS

Submission Number 3110269

Elab, Inc.
8 East Tower Circle
Ormond Beach, FL 32174

Attn: Jamie Rexroat

Project Name: HILLSBOROUGH COUNTY
Date Received: 11/10/2003
Time Received: 1410

Submission Number 3110269

Sample Number: 1
Sample Date: 11/10/2003
Sample Time: 1043
Sample Description: T H-65
Sample Method: Grab

Parameter	Result	Units	Detection Limit	Procedure	Analysis Date	Analysis Time	Analyst
FECAL COLIFORM	6500	#/100 ML	100	SM9222D	11/10/2003	14:15	BKP

1711 12th Street East * Palmetto, FL 34221 * Phone (941) 723-9986 * Fax (941) 723-6061

RECEIVED
DEC 2 9 2003

Southeast LF Well Monitoring Program
PARAMETER MONITORING REPORT
Ground Water (Rule 62-520.400,.420, .460)
Surface Water (Rule 62-302.500, .510, .503)
Leachate (Rule 62-701.510)
LAB Submission Number: F03110300
Sample Number: F03110300-008

REVISED

Facility WACS:	35435-006-SO	**Sample Date/Time:**	11/10/2003 11:12:00 AM
Well/Sampling Point WACS:	TH-66	**Report Period:**	November 2003
Well/Sampling Point Name:	TH-66	**Well Purged:**	YES
Classification of Groundwater:	G-II	**Well Type:**	Monitoring
Ground Water Elevation: (NGVD):			

Storet Code	Parameter Monitored	Sampling Method	Filtered Y/N	Analysis Method	Analysis Date	Analysis Result	Q	Units	Detection Limits
	FIELD								
	Conductivity	Grab	N	FLD	11/10/2003	305		umhos/c	
	Dissolved Oxygen	Grab	N	FLD	11/10/2003	0.83		mg/L	
	pH	Grab	N	FLD	11/10/2003	6.04		S.U.	
	Temperature	Grab	N	FLD	11/10/2003	25.50		deg C	
	Turbidity	Grab	N	FLD	11/10/2003	7.9		NTU	
	INORGANICS								
00095	Conductance, Specific	Grab	N	E120.1	11/14/2003	283		µmhos/c	1.00
70300	Solids, Total Dissolved	Grab	N	E160.1	11/13/2003	190		mg/L	1.2
00530	Solids, Suspended (Residue, Non-	Grab	N	E160.2	11/13/2003	9.8		mg/L	0.77
00940	Chloride	Grab	N	E300.0	11/12/2003	8.7		mg/L	0.10
00620	Nitrogen, Nitrate	Grab	N	E300.0	11/12/2003	0.016	U	mg/L	0.016
00625	Nitrogen, Kjeldahl, Total	Grab	N	E351.2	11/12/2003	1.3		mg/L	0.11
00630	Nitrogen, Nitrate-Nitrite	Grab	N	E353.2	11/12/2003	0.0060	U	mg/L	0.0060
00665	Phosphorus, Total (as P)	Grab	N	E365.4	11/12/2003	0.80		mg/L	0.020
00310	Biochemical Oxygen Demand	Grab	N	E405.1	11/17/2003	2.2		mg/L	2.0
00340	Chemical Oxygen Demand	Grab	N	E410.4	11/18/2003	38		mg/L	3.4
00680	Organic Carbon, Total	Grab	N	E415.1	11/18/2003	14		mg/L	0.42
00612	Nitrogen, Ammonia (Unionized)	Grab	N	FL-DEP	11/11/2003	0.0040	U	mg/L	0.0040
32211	Chlorophyll a	Grab	N	SM1020	11/24/2003	1.0	UQ	mg/m³	1.0
00600	Nitrogen, Total	Grab	N	SM4500-	11/12/2003	1.3		mg/L	0.50
	METALS								
01002	Arsenic	Grab	N	SW6010	11/13/2003	3.5	I	µg/L	2.0
01007	Barium	Grab	N	SW6010	11/13/2003	4.5	I	µg/L	0.074
01012	Beryllium	Grab	N	SW6010	11/13/2003	0.12	U	µg/L	0.12
01027	Cadmium	Grab	N	SW6010	11/13/2003	0.24	I	µg/L	0.24
01034	Chromium	Grab	N	SW6010	11/13/2003	2.4	I	µg/L	0.60
01037	Cobalt	Grab	N	SW6010	11/13/2003	1.5	U	µg/L	1.5
01042	Copper	Grab	N	SW6010	11/13/2003	1.7	I	µg/L	0.58
01045	Iron	Grab	N	SW6010	11/13/2003	2100		µg/L	13
01051	Lead	Grab	N	SW6010	11/13/2003	1.8	U	µg/L	1.8

Data Qualifier Code Key:

*	Value exceeds Maximum Contaminant Level	I	Analyte detected below quantitation limits
Q	Holding times for preparation or analysis exceeded	S	Spike Recovery outside accepted recovery limits
U	Not Detected Above the MDL		

Southeast LF Well Monitoring Program
PARAMETER MONITORING REPORT
Ground Water (Rule 62-520.400,.420, .460)
Surface Water (Rule 62-302.500, .510, .503)
Leachate (Rule 62-701.510)
LAB Submission Number: F03110300
Sample Number: F03110300-008

Facility WACS:	35435-006-SO	**Sample Date/Time:**	11/10/2003 11:12:00 AM
Well/Sampling Point WACS:	TH-66	**Report Period:**	November 2003
Well/Sampling Point Name:	TH-66	**Well Purged:**	YES
Classification of Groundwater:	G-II	**Well Type:**	Monitoring
Ground Water Elevation: (NGVD):			

Storet Code	Parameter Monitored	Sampling Method	Filtered Y/N	Analysis Method	Analysis Date	Analysis Result	Q	Units	Detection Limits
01067	Nickel	Grab	N	SW6010	11/13/2003	2.0	U	µg/L	2.0
01147	Selenium	Grab	N	SW6010	11/13/2003	4.0	U	µg/L	4.0
01077	Silver	Grab	N	SW6010	11/13/2003	1.4	U	µg/L	1.4
00929	Sodium	Grab	N	SW6010	11/13/2003	24000		µg/L	230
01087	Vanadium	Grab	N	SW6010	11/13/2003	2.0	I	µg/L	0.40
01092	Zinc	Grab	N	SW6010	11/13/2003	2.3	U	µg/L	2.3
00900	Hardness, Total (as CaCO3)	Grab	N	SW6010	11/13/2003	85000		µg/L	
01097	Antimony	Grab	N	SW7041	11/26/2003	0.35	U	µg/L	0.35
71900	Mercury	Grab	N	SW7470	11/17/2003	0.036	U	µg/L	0.036
01059	Thallium	Grab	N	SW7841	11/26/2003	0.25	U	µg/L	0.25
	MICRO								
31612	Fecal Coliform (MF)	Grab	N	SM9222	11/10/2003	100	U	cfu/100m	100
	ORGANICS								
49146	1,2-Dibromo-3-chloropropane	Grab	N	SW8011	11/18/2003	0.0041	U	µg/L	0.0041
77651	Ethylene Dibromide	Grab	N	SW8011	11/18/2003	0.0038	U	µg/L	0.0038
81552	Acetone	Grab	N	SW8260	11/20/2003	0.91	U	µg/L	0.91
34215	Acrylonitrile	Grab	N	SW8260	11/20/2003	0.93	U	µg/L	0.93
34030	Benzene	Grab	N	SW8260	11/20/2003	0.31	U	µg/L	0.31
73085	Bromochloromethane	Grab	N	SW8260	11/20/2003	0.22	U	µg/L	0.22
32101	Bromodichloromethane	Grab	N	SW8260	11/20/2003	0.10	U	µg/L	0.10
32104	Bromoform	Grab	N	SW8260	11/20/2003	0.11	U	µg/L	0.11
34413	Bromomethane	Grab	N	SW8260	11/20/2003	0.12	U	µg/L	0.12
81595	2-Butanone	Grab	N	SW8260	11/20/2003	0.29	U	µg/L	0.29
77041	Carbon disulfide	Grab	N	SW8260	11/20/2003	0.25	U	µg/L	0.25
32102	Carbon tetrachloride	Grab	N	SW8260	11/20/2003	0.25	U	µg/L	0.25
34301	Chlorobenzene	Grab	N	SW8260	11/20/2003	0.10	U	µg/L	0.10
34311	Chloroethane	Grab	N	SW8260	11/20/2003	0.16	U	µg/L	0.16
32106	Chloroform	Grab	N	SW8260	11/20/2003	0.28	U	µg/L	0.28
34418	Chloromethane	Grab	N	SW8260	11/20/2003	0.31	U	µg/L	0.31
32105	Dibromochloromethane	Grab	N	SW8260	11/20/2003	0.16	U	µg/L	0.16
77596	Dibromomethane	Grab	N	SW8260	11/20/2003	0.13	U	µg/L	0.13
77268	trans-1,4-Dichloro-2-butene	Grab	N	SW8260	11/20/2003	0.14	U	µg/L	0.14

Data Qualifier Code Key:
* Value exceeds Maximum Contaminant Level
Q Holding times for preparation or analysis exceeded
U Not Detected Above the MDL
I Analyte detected below quantitation limits
S Spike Recovery outside accepted recovery limits

Southeast LF Well Monitoring Program
PARAMETER MONITORING REPORT
Ground Water (Rule 62-520.400,.420, .460)
Surface Water (Rule 62-302.500, .510, .503)
Leachate (Rule 62-701.510)
LAB Submission Number: F03110300
Sample Number: F03110300-008

Facility WACS:	35435-006-SO	**Sample Date/Time:**	11/10/2003 11:12:00 AM
Well/Sampling Point WACS:	TH-66	**Report Period:**	November 2003
Well/Sampling Point Name:	TH-66	**Well Purged:**	YES
Classification of Groundwater:	G-II	**Well Type:**	Monitoring
Ground Water Elevation: (NGVD):			

Storet Code	Parameter Monitored	Sampling Method	Filtered Y/N	Analysis Method	Analysis Date	Analysis Result	Q	Units	Detection Limits
34536	1,2-Dichlorobenzene	Grab	N	SW8260	11/20/2003	0.18	U	µg/L	0.18
34571	1,4-Dichlorobenzene	Grab	N	SW8260	11/20/2003	0.10	U	µg/L	0.10
34496	1,1-Dichloroethane	Grab	N	SW8260	11/20/2003	0.30	U	µg/L	0.30
34531	1,2-Dichloroethane	Grab	N	SW8260	11/20/2003	0.10	U	µg/L	0.10
34501	1,1-Dichloroethene	Grab	N	SW8260	11/20/2003	0.10	U	µg/L	0.10
77093	cis-1,2-Dichloroethene	Grab	N	SW8260	11/20/2003	0.15	U	µg/L	0.15
34546	trans-1,2-Dichloroethene	Grab	N	SW8260	11/20/2003	0.17	U	µg/L	0.17
34541	1,2-Dichloropropane	Grab	N	SW8260	11/20/2003	0.12	U	µg/L	0.12
34704	cis-1,3-Dichloropropene	Grab	N	SW8260	11/20/2003	0.070	U	µg/L	0.070
34699	trans-1,3-Dichloropropene	Grab	N	SW8260	11/20/2003	0.11	U	µg/L	0.11
34371	Ethylbenzene	Grab	N	SW8260	11/20/2003	0.12	U	µg/L	0.12
77103	2-Hexanone	Grab	N	SW8260	11/20/2003	0.26	U	µg/L	0.26
77424	Iodomethane	Grab	N	SW8260	11/20/2003	0.38	U	µg/L	0.38
81596	4-Methyl-2-pentanone	Grab	N	SW8260	11/20/2003	0.21	U	µg/L	0.21
34423	Methylene chloride	Grab	N	SW8260	11/20/2003	0.26	U	µg/L	0.26
77128	Styrene	Grab	N	SW8260	11/20/2003	0.17	U	µg/L	0.17
77562	1,1,1,2-Tetrachloroethane	Grab	N	SW8260	11/20/2003	0.15	U	µg/L	0.15
34516	1,1,2,2-Tetrachloroethane	Grab	N	SW8260	11/20/2003	0.11	U	µg/L	0.11
34475	Tetrachloroethene	Grab	N	SW8260	11/20/2003	0.11	U	µg/L	0.11
34010	Toluene	Grab	N	SW8260	11/20/2003	0.10	U	µg/L	0.10
34506	1,1,1-Trichloroethane	Grab	N	SW8260	11/20/2003	0.24	U	µg/L	0.24
34511	1,1,2-Trichloroethane	Grab	N	SW8260	11/20/2003	0.13	U	µg/L	0.13
39180	Trichloroethene	Grab	N	SW8260	11/20/2003	0.15	U	µg/L	0.15
34488	Trichlorofluoromethane	Grab	N	SW8260	11/20/2003	0.32	U	µg/L	0.32
77443	1,2,3-Trichloropropane	Grab	N	SW8260	11/20/2003	0.30	U	µg/L	0.30
77057	Vinyl acetate	Grab	N	SW8260	11/20/2003	0.15	U	µg/L	0.15
39175	Vinyl chloride	Grab	N	SW8260	11/20/2003	0.14	U	µg/L	0.14
34020	Xylenes, Total	Grab	N	SW8260	11/20/2003	0.29	U	µg/L	0.29

Data Qualifier Code Key:

*	Value exceeds Maximum Contaminant Level	I	Analyte detected below quantitation limits
Q	Holding times for preparation or analysis exceeded	S	Spike Recovery outside accepted recovery limits
U	Not Detected Above the MDL		

BEST AVAILABLE COPY

BENCHMARK
EnviroAnalytical, Inc.

NELAC CERTIFICATION #E84167

ANALYTICAL TEST REPORT
THIS REPORT MEETS NELAC STANDARDS

Submission Number **3110270**

Elab, Inc.
8 East Tower Circle
Ormond Beach, FL 32174

Attn: Jamie Rexroat

Project Name: HILLSBOROUGH COUNTY
Date Received: 11/10/2003
Time Received: 1410

Submission Number 3110270

Sample Number: 1
Sample Date: 11/10/2003
Sample Time: 1112
Sample Description: T H-66
Sample Method: Grab

Parameter	Result	Units	Detection Limit	Procedure	Analysis Date	Analysis Time	Analyst
FECAL COLIFORM	100U	#/100 ML	100	SM9222D	11/10/2003	14:15	BKP

1711 12th Street East * Palmetto, FL 34221 * Phone (941) 723-9986 * Fax (941) 723-6061



Southeast LF Well Monitoring Program
PARAMETER MONITORING REPORT
Ground Water (Rule 62-520.400,.420, .460)
Surface Water (Rule 62-302.500, .510, .503)
Leachate (Rule 62-701.510)
LAB Submission Number: F03110300
Sample Number: F03110300-009

REVISED

Facility WACS:	35435-006-SO	**Sample Date/Time:**	11/10/2003 11:38:00 AM
Well/Sampling Point WACS:	TH-67	**Report Period:**	November 2003
Well/Sampling Point Name:	TH-67	**Well Purged:**	YES
Classification of Groundwater:	G-II	**Well Type:**	Monitoring
Ground Water Elevation: (NGVD):			

Storet Code	Parameter Monitored	Sampling Method	Filtered Y/N	Analysis Method	Analysis Date	Analysis Result	Q	Units	Detection Limits
	FIELD								
	Conductivity	Grab	N	FLD	11/10/2003	998		umhos/c	
	Dissolved Oxygen	Grab	N	FLD	11/10/2003	2.10		mg/L	
	pH	Grab	N	FLD	11/10/2003	6.34		S.U.	
	Temperature	Grab	N	FLD	11/10/2003	24.10		deg C	
	Turbidity	Grab	N	FLD	11/10/2003	3.4		NTU	
	INORGANICS								
00095	Conductance, Specific	Grab	N	E120.1	11/14/2003	920		µmhos/c	1.00
70300	Solids, Total Dissolved	Grab	N	E160.1	11/13/2003	540		mg/L	1.2
00530	Solids, Suspended (Residue, Non-	Grab	N	E160.2	11/13/2003	43		mg/L	0.77
00940	Chloride	Grab	N	E300.0	12/16/2003	63	Q	mg/L	0.50
00940	Chloride	Grab	N	E300.0	11/12/2003	66		mg/L	0.10
00620	Nitrogen, Nitrate	Grab	N	E300.0	11/12/2003	0.016	U	mg/L	0.016
00625	Nitrogen, Kjeldahl, Total	Grab	N	E351.2	11/12/2003	2.4		mg/L	0.056
00630	Nitrogen, Nitrate-Nitrite	Grab	N	E353.2	11/12/2003	0.026	I	mg/L	0.0060
00665	Phosphorus, Total (as P)	Grab	N	E365.4	11/12/2003	0.13		mg/L	0.010
00310	Biochemical Oxygen Demand	Grab	N	E405.1	11/17/2003	6.0	U	mg/L	6.0
00340	Chemical Oxygen Demand	Grab	N	E410.4	11/18/2003	65		mg/L	3.4
00680	Organic Carbon, Total	Grab	N	E415.1	11/18/2003	20		mg/L	0.42
00612	Nitrogen, Ammonia (Unionized)	Grab	N	FL-DEP	11/11/2003	0.0040	U	mg/L	0.0040
32211	Chlorophyll a	Grab	N	SM1020	11/24/2003	1.0	UQ	mg/m³	1.0
00600	Nitrogen, Total	Grab	N	SM4500-	11/12/2003	2.4		mg/L	0.50
	METALS								
01002	Arsenic	Grab	N	SW6010	11/13/2003	2.0	U	µg/L	2.0
01007	Barium	Grab	N	SW6010	11/13/2003	12		µg/L	0.074
01012	Beryllium	Grab	N	SW6010	11/13/2003	0.12	U	µg/L	0.12
01027	Cadmium	Grab	N	SW6010	11/13/2003	0.24	I	µg/L	0.24
01034	Chromium	Grab	N	SW6010	11/13/2003	1.1	I	µg/L	0.60
01037	Cobalt	Grab	N	SW6010	11/13/2003	5.6	I	µg/L	1.5
01042	Copper	Grab	N	SW6010	11/13/2003	1.6	I	µg/L	0.58
01045	Iron	Grab	N	SW6010	11/13/2003	18000		µg/L	13

Data Qualifier Code Key:
I Analyte detected below quantitation limits
S Spike Recovery outside accepted recovery limits
Q Holding times for preparation or analysis exceeded
U Not Detected Above the MDL

Southeast LF Well Monitoring Program
PARAMETER MONITORING REPORT
Ground Water (Rule 62-520.400,.420, .460)
Surface Water (Rule 62-302.500, .510, .503)
Leachate (Rule 62-701.510)
LAB Submission Number: F03110300
Sample Number: F03110300-009

Facility WACS:	35435-006-SO	**Sample Date/Time:**	11/10/2003 11:38:00 AM
Well/Sampling Point WACS:	TH-67	**Report Period:**	November 2003
Well/Sampling Point Name:	TH-67	**Well Purged:**	YES
Classification of Groundwater:	G-II	**Well Type:**	Monitoring
Ground Water Elevation: (NGVD):			

Storet Code	Parameter Monitored	Sampling Method	Filtered Y/N	Analysis Method	Analysis Date	Analysis Result	Q	Units	Detection Limits
01051	Lead	Grab	N	SW6010	11/13/2003	1.8	U	µg/L	1.8
01067	Nickel	Grab	N	SW6010	11/13/2003	27		µg/L	2.0
01147	Selenium	Grab	N	SW6010	11/13/2003	4.0	U	µg/L	4.0
01077	Silver	Grab	N	SW6010	11/13/2003	1.4	U	µg/L	1.4
00929	Sodium	Grab	N	SW6010	11/13/2003	41000		µg/L	230
01087	Vanadium	Grab	N	SW6010	11/13/2003	1.6	I	µg/L	0.40
01092	Zinc	Grab	N	SW6010	11/13/2003	2.3	U	µg/L	2.3
00900	Hardness, Total (as CaCO3)	Grab	N	SW6010	11/13/2003	420000		µg/L	
01097	Antimony	Grab	N	SW7041	11/26/2003	0.35	U	µg/L	0.35
71900	Mercury	Grab	N	SW7470	11/17/2003	0.036	U	µg/L	0.036
01059	Thallium	Grab	N	SW7841	11/26/2003	0.25	U	µg/L	0.25
	MICRO								
31612	Fecal Coliform (MF)	Grab	N	SM9222	11/10/2003	100	U	cfu/100m	100
	ORGANICS								
49146	1,2-Dibromo-3-chloropropane	Grab	N	SW8011	11/18/2003	0.0041	U	µg/L	0.0041
77651	Ethylene Dibromide	Grab	N	SW8011	11/18/2003	0.0038	U	µg/L	0.0038
81552	Acetone	Grab	N	SW8260	11/20/2003	0.91	U	µg/L	0.91
34215	Acrylonitrile	Grab	N	SW8260	11/20/2003	0.93	U	µg/L	0.93
34030	Benzene	Grab	N	SW8260	11/20/2003	0.31	U	µg/L	0.31
73085	Bromochloromethane	Grab	N	SW8260	11/20/2003	0.22	U	µg/L	0.22
32101	Bromodichloromethane	Grab	N	SW8260	11/20/2003	0.10	U	µg/L	0.10
32104	Bromoform	Grab	N	SW8260	11/20/2003	0.11	U	µg/L	0.11
34413	Bromomethane	Grab	N	SW8260	11/20/2003	0.12	U	µg/L	0.12
81595	2-Butanone	Grab	N	SW8260	11/20/2003	0.29	U	µg/L	0.29
77041	Carbon disulfide	Grab	N	SW8260	11/20/2003	0.25	U	µg/L	0.25
32102	Carbon tetrachloride	Grab	N	SW8260	11/20/2003	0.25	U	µg/L	0.25
34301	Chlorobenzene	Grab	N	SW8260	11/20/2003	0.10	U	µg/L	0.10
34311	Chloroethane	Grab	N	SW8260	11/20/2003	0.16	U	µg/L	0.16
32106	Chloroform	Grab	N	SW8260	11/20/2003	0.28	U	µg/L	0.28
34418	Chloromethane	Grab	N	SW8260	11/20/2003	0.31	U	µg/L	0.31
32105	Dibromochloromethane	Grab	N	SW8260	11/20/2003	0.16	U	µg/L	0.16
77596	Dibromomethane	Grab	N	SW8260	11/20/2003	0.13	U	µg/L	0.13

Data Qualifier Code Key:

*	Value exceeds Maximum Contaminant Level	I	Analyte detected below quantitation limits
Q	Holding times for preparation or analysis exceeded	S	Spike Recovery outside accepted recovery limits
U	Not Detected Above the MDL		

Southeast LF Well Monitoring Program
PARAMETER MONITORING REPORT
Ground Water (Rule 62-520.400,.420, .460)
Surface Water (Rule 62-302.500, .510, .503)
Leachate (Rule 62-701.510)
LAB Submission Number: F03110300
Sample Number: F03110300-009

Facility WACS:	35435-006-SO	**Sample Date/Time:**	11/10/2003 11:38:00 AM
Well/Sampling Point WACS:	TH-67	**Report Period:**	November 2003
Well/Sampling Point Name:	TH-67	**Well Purged:**	YES
Classification of Groundwater:	G-II	**Well Type:**	Monitoring
Ground Water Elevation: (NGVD):			

Storet Code	Parameter Monitored	Sampling Method	Filtered Y/N	Analysis Method	Analysis Date	Analysis Result	Q	Units	Detection Limits
77268	trans-1,4-Dichloro-2-butene	Grab	N	SW8260	11/20/2003	0.14	U	µg/L	0.14
34536	1,2-Dichlorobenzene	Grab	N	SW8260	11/20/2003	0.18	U	µg/L	0.18
34571	1,4-Dichlorobenzene	Grab	N	SW8260	11/20/2003	0.10	U	µg/L	0.10
34496	1,1-Dichloroethane	Grab	N	SW8260	11/20/2003	0.30	U	µg/L	0.30
34531	1,2-Dichloroethane	Grab	N	SW8260	11/20/2003	0.10	U	µg/L	0.10
34501	1,1-Dichloroethene	Grab	N	SW8260	11/20/2003	0.10	U	µg/L	0.10
77093	cis-1,2-Dichloroethene	Grab	N	SW8260	11/20/2003	0.15	U	µg/L	0.15
34546	trans-1,2-Dichloroethene	Grab	N	SW8260	11/20/2003	0.17	U	µg/L	0.17
34541	1,2-Dichloropropane	Grab	N	SW8260	11/20/2003	0.12	U	µg/L	0.12
34704	cis-1,3-Dichloropropene	Grab	N	SW8260	11/20/2003	0.070	U	µg/L	0.070
34699	trans-1,3-Dichloropropene	Grab	N	SW8260	11/20/2003	0.11	U	µg/L	0.11
34371	Ethylbenzene	Grab	N	SW8260	11/20/2003	0.12	U	µg/L	0.12
77103	2-Hexanone	Grab	N	SW8260	11/20/2003	0.26	U	µg/L	0.26
77424	Iodomethane	Grab	N	SW8260	11/20/2003	0.38	U	µg/L	0.38
81596	4-Methyl-2-pentanone	Grab	N	SW8260	11/20/2003	0.21	U	µg/L	0.21
34423	Methylene chloride	Grab	N	SW8260	11/20/2003	0.26	U	µg/L	0.26
77128	Styrene	Grab	N	SW8260	11/20/2003	0.17	U	µg/L	0.17
77562	1,1,1,2-Tetrachloroethane	Grab	N	SW8260	11/20/2003	0.15	U	µg/L	0.15
34516	1,1,2,2-Tetrachloroethane	Grab	N	SW8260	11/20/2003	0.11	U	µg/L	0.11
34475	Tetrachloroethene	Grab	N	SW8260	11/20/2003	0.11	U	µg/L	0.11
34010	Toluene	Grab	N	SW8260	11/20/2003	0.10	U	µg/L	0.10
34506	1,1,1-Trichloroethane	Grab	N	SW8260	11/20/2003	0.24	U	µg/L	0.24
34511	1,1,2-Trichloroethane	Grab	N	SW8260	11/20/2003	0.13	U	µg/L	0.13
39180	Trichloroethene	Grab	N	SW8260	11/20/2003	0.15	U	µg/L	0.15
34488	Trichlorofluoromethane	Grab	N	SW8260	11/20/2003	0.32	U	µg/L	0.32
77443	1,2,3-Trichloropropane	Grab	N	SW8260	11/20/2003	0.30	U	µg/L	0.30
77057	Vinyl acetate	Grab	N	SW8260	11/20/2003	0.15	U	µg/L	0.15
39175	Vinyl chloride	Grab	N	SW8260	11/20/2003	0.14	U	µg/L	0.14
34020	Xylenes, Total	Grab	N	SW8260	11/20/2003	0.29	U	µg/L	0.29

Data Qualifier Code Key:

*	Value exceeds Maximum Contaminant Level	I	Analyte detected below quantitation limits
Q	Holding times for preparation or analysis exceeded	S	Spike Recovery outside accepted recovery limits
U	Not Detected Above the MDL		

BENCHMARK
EnviroAnalytical, Inc.

NELAC CERTIFICATION #E84167

ANALYTICAL TEST REPORT
THIS REPORT MEETS NELAC STANDARDS

Submission Number **3110271**

Elab, Inc.
8 East Tower Circle
Ormond Beach, FL 32174

Attn: Jamie Rexroat

Project Name: HILLSBOROUGH COUNTY
Date Received: 11/10/2003
Time Received: 1410

Submission Number 3110271

Sample Number: 1
Sample Date: 11/10/2003
Sample Time: 1138

Sample Description: T H-67
Sample Method: Grab

Parameter	Result	Units	Detection Limit	Procedure	Analysis Date	Analysis Time	Analyst
FECAL COLIFORM	100U	#/100 ML	100	SM9222D	11/10/2003	14:15	BKP

1711 12th Street East * Palmetto, FL 34221 * Phone (941) 723-9986 * Fax (941) 723-6061

BENCHMARK
EnviroAnalytical, Inc.

NELAC CERTIFICATION #E84167

ANALYTICAL TEST REPORT
THIS REPORT MEETS NELAC STANDARDS

Submission Number **3110264**

Elab, Inc.
8 East Tower Circle
Ormond Beach, FL 32174

Attn: Jamie Rexroat

Project Name: HILLSBOROUGH COUNTY
Date Received: 11/10/2003
Time Received: 1410

F03110300

Submission Number 3110264

Sample Number: 1
Sample Date: 11/10/2003
Sample Time: n/a
Sample Description: Duplicate
Sample Method: Grab

Parameter	Result	Units	Detection Limit	Procedure	Analysis Date	Analysis Time	Analyst
FECAL COLIFORM	100U	#/100 ML	100	SM9222D	11/10/2003	14:15	BKP

1711 12th Street East * Palmetto, FL 34221 * Phone (941) 723-9986 * Fax (941) 723-6061

RECEIVED
DEC 2 9 2003

Southeast LF Well Monitoring Program
PARAMETER MONITORING REPORT
Ground Water (Rule 62-520.400,.420, .460)
Surface Water (Rule 62-302.500, .510, .503)
Leachate (Rule 62-701.510)
LAB Submission Number: F03110300
Sample Number: F03110300-010

Facility WACS:	35435-006-SO	**Sample Date/Time:**	11/10/2003 9:10:00 AM
Well/Sampling Point WACS:	Travel Blank	**Report Period:**	November 2003
Well/Sampling Point Name:	Travel Blank	**Well Purged:**	YES
Classification of Groundwater:	G-II	**Well Type:**	Trip Blank
Ground Water Elevation: (NGVD):			

Storet Code	Parameter Monitored	Sampling Method	Filtered Y/N	Analysis Method	Analysis Date	Analysis Result	Q	Units	Detection Limits
	ORGANICS								
81552	Acetone	Grab	N	SW8260	11/20/2003	0.91	U	µg/L	0.91
34215	Acrylonitrile	Grab	N	SW8260	11/20/2003	0.93	U	µg/L	0.93
34030	Benzene	Grab	N	SW8260	11/20/2003	0.31	U	µg/L	0.31
73085	Bromochloromethane	Grab	N	SW8260	11/20/2003	0.22	U	µg/L	0.22
32101	Bromodichloromethane	Grab	N	SW8260	11/20/2003	0.10	U	µg/L	0.10
32104	Bromoform	Grab	N	SW8260	11/20/2003	0.11	U	µg/L	0.11
34413	Bromomethane	Grab	N	SW8260	11/20/2003	0.12	U	µg/L	0.12
81595	2-Butanone	Grab	N	SW8260	11/20/2003	0.29	U	µg/L	0.29
77041	Carbon disulfide	Grab	N	SW8260	11/20/2003	0.25	U	µg/L	0.25
32102	Carbon tetrachloride	Grab	N	SW8260	11/20/2003	0.25	U	µg/L	0.25
34301	Chlorobenzene	Grab	N	SW8260	11/20/2003	0.10	U	µg/L	0.10
34311	Chloroethane	Grab	N	SW8260	11/20/2003	0.16	U	µg/L	0.16
32106	Chloroform	Grab	N	SW8260	11/20/2003	0.28	U	µg/L	0.28
34418	Chloromethane	Grab	N	SW8260	11/20/2003	0.31	U	µg/L	0.31
32105	Dibromochloromethane	Grab	N	SW8260	11/20/2003	0.16	U	µg/L	0.16
77596	Dibromomethane	Grab	N	SW8260	11/20/2003	0.13	U	µg/L	0.13
77268	trans-1,4-Dichloro-2-butene	Grab	N	SW8260	11/20/2003	0.14	U	µg/L	0.14
34536	1,2-Dichlorobenzene	Grab	N	SW8260	11/20/2003	0.18	U	µg/L	0.18
34571	1,4-Dichlorobenzene	Grab	N	SW8260	11/20/2003	0.10	U	µg/L	0.10
34496	1,1-Dichloroethane	Grab	N	SW8260	11/20/2003	0.30	U	µg/L	0.30
34531	1,2-Dichloroethane	Grab	N	SW8260	11/20/2003	0.10	U	µg/L	0.10
34501	1,1-Dichloroethene	Grab	N	SW8260	11/20/2003	0.10	U	µg/L	0.10
77093	cis-1,2-Dichloroethene	Grab	N	SW8260	11/20/2003	0.15	U	µg/L	0.15
34546	trans-1,2-Dichloroethene	Grab	N	SW8260	11/20/2003	0.17	U	µg/L	0.17
34541	1,2-Dichloropropane	Grab	N	SW8260	11/20/2003	0.12	U	µg/L	0.12
34704	cis-1,3-Dichloropropene	Grab	N	SW8260	11/20/2003	0.070	U	µg/L	0.070
34699	trans-1,3-Dichloropropene	Grab	N	SW8260	11/20/2003	0.11	U	µg/L	0.11
34371	Ethylbenzene	Grab	N	SW8260	11/20/2003	0.12	U	µg/L	0.12
77103	2-Hexanone	Grab	N	SW8260	11/20/2003	0.26	U	µg/L	0.26
77424	Iodomethane	Grab	N	SW8260	11/20/2003	0.38	U	µg/L	0.38
81596	4-Methyl-2-pentanone	Grab	N	SW8260	11/20/2003	0.21	U	µg/L	0.21

Data Qualifier Code Key:
* Value exceeds Maximum Contaminant Level
Q Holding times for preparation or analysis exceeded
U Not Detected Above the MDL
I Analyte detected below quantitation limits
S Spike Recovery outside accepted recovery limits

Southeast LF Well Monitoring Program
PARAMETER MONITORING REPORT
Ground Water (Rule 62-520.400,.420, .460)
Surface Water (Rule 62-302.500, .510, .503)
Leachate (Rule 62-701.510)
LAB Submission Number: F03110300
Sample Number: F03110300-010

Facility WACS:	35435-006-SO	**Sample Date/Time:**	11/10/2003 9:10:00 AM
Well/Sampling Point WACS:	Travel Blank	**Report Period:**	November 2003
Well/Sampling Point Name:	Travel Blank	**Well Purged:**	YES
Classification of Groundwater:	G-II	**Well Type:**	Trip Blank
Ground Water Elevation: (NGVD):			

Storet Code	Parameter Monitored	Sampling Method	Filtered Y/N	Analysis Method	Analysis Date	Analysis Result	Q	Units	Detection Limits
34423	Methylene chloride	Grab	N	SW8260	11/20/2003	0.26	U	µg/L	0.26
77128	Styrene	Grab	N	SW8260	11/20/2003	0.17	U	µg/L	0.17
77562	1,1,1,2-Tetrachloroethane	Grab	N	SW8260	11/20/2003	0.15	U	µg/L	0.15
34516	1,1,2,2-Tetrachloroethane	Grab	N	SW8260	11/20/2003	0.11	U	µg/L	0.11
34475	Tetrachloroethene	Grab	N	SW8260	11/20/2003	0.11	U	µg/L	0.11
34010	Toluene	Grab	N	SW8260	11/20/2003	0.10	U	µg/L	0.10
34506	1,1,1-Trichloroethane	Grab	N	SW8260	11/20/2003	0.24	U	µg/L	0.24
34511	1,1,2-Trichloroethane	Grab	N	SW8260	11/20/2003	0.13	U	µg/L	0.13
39180	Trichloroethene	Grab	N	SW8260	11/20/2003	0.15	U	µg/L	0.15
34488	Trichlorofluoromethane	Grab	N	SW8260	11/20/2003	0.32	U	µg/L	0.32
77443	1,2,3-Trichloropropane	Grab	N	SW8260	11/20/2003	0.30	U	µg/L	0.30
77057	Vinyl acetate	Grab	N	SW8260	11/20/2003	0.15	U	µg/L	0.15
39175	Vinyl chloride	Grab	N	SW8260	11/20/2003	0.14	U	µg/L	0.14
34020	Xylenes, Total	Grab	N	SW8260	11/20/2003	0.29	U	µg/L	0.29

Data Qualifier Code Key:

*	Value exceeds Maximum Contaminant Level	I	Analyte detected below quantitation limits
Q	Holding times for preparation or analysis exceeded	S	Spike Recovery outside accepted recovery limits
U	Not Detected Above the MDL		

Analytical Results from Private Well Samples at the Southeast County Landfill
November 7, 2002

Private Wells

GENERAL (mg/l)	Private Wells				(MCL) STANDARD
PARAMETERS	Weeks	Holland	McBride	Barnes	F.A.C. 62-550
conductivity (umhos/cm) (field)	546	410	367	407	NS
pH (field)	7.15	7.10	7.54	7.27	(6.5 - 8.5)**
total dissolved solids (mg/l)	320	230	230	240	500**
temperature (°C) (field)	20.1	21	20.1	20.9	NS
turbidity (NTU) (field)	2.80	3.50	8.40	4.60	NS 20
chloride (mg/l)	25	19	7.2	8.9	250**
ammonia nitrogen (mg/l as N)	0.15	0.13	0.29	0.28	NS
nitrate (mg/l as N) 0.05	BDL	BDL	BDL	0.06	10*
dissolved oxygen (mg/l) (field)	1.98	2.09	1.87	2.59	NS 2
total alpha (pCi/l) 2.4	4.6	1.8	BDL	2.5	15*
	Private Wells				(MCL) STANDARD
Metals: (mg/l)	Weeks	Holland	McBride	Barnes	F.A.C. 62-550
iron 0.04	1.600	1.400	BDL	BDL	0.3**
chromium 0.005	BDL	BDL	BDL	BDL	0.2
copper 0.01	0.016	BDL	BDL	BDL	1**
barium 0.01	BDL	BDL	BDL	BDL	2*
arsenic 0.005	0.0066	BDL	BDL	BDL	0.05*
lead 0.005	0.0072	BDL	BDL	BDL	0.015*
sodium 0.5	8.9	5.5	8.8	16	160*
mercury 0.0002	BDL	BDL	BDL	BDL	0.002
zinc 0.02	0.210	0.083	BDL	0.100	5**
Organics: (µg/l)					
E.P.A. Methods 8260	Private Wells				(MCL) STANDARD
Organic Parameters Detected	Weeks	Holland	McBride	Barnes	F.A.C. 62-550
1,1-dichloroethene 1	BDL	BDL	BDL	BDL	7*

Notes: Reference Groundwater Guidance Concentrations, FDEP June 1994

NS=NO STANDARD

MCL=MAXIMUM CONTAMINANT LEVEL

BDL=BELOW DETECTION LIMIT

ND=NO SURVEY DATA AVAILABLE

*=DENOTES PRIMARY DRINKING WATER STANDARD

**=DENOTES SECONDARY DRINKING WATER STANDARD

1.60 EXCEEDS STANDARDS

NTU=NEPHELOMETRIC TURBIDITY UNITS

pCi/l=PICOCURIES PER LITER

ug/l=MICROGRAMS PER LITER

mg/l=MILLIGRAMS PER LITER

(-)=indicates that the sample was not analyzed for this parameter

received 1-17-03
JR 12-15-03

Prepared by: Kim Byer
QC'd: James Clayton
FinalQC: David Adams, P.G.

g\everyone\adams\excel\main\self\wq\self-10-02-pw.xls

BOARD OF COUNTY COMMISSIONERS
Kathy Castor
Pat Frank
Ken Hagan
Jim Norman
Jan K. Platt
Thomas Scott
Ronda Storms

Hillsborough County
Florida

Office of the County Administrator
Daniel A. Kleman

Deputy County Administrator
Patricia Bean

Assistant County Administrators
Kathy C. Harris
Edwin J. Hunzeker

RECEIVED
JAN 17 2003
D.E.P.
SOUTHWEST DISTRICT

January 15, 2003

Mr. John Morris, P.G.
Department of Environmental Protection
Waste Management Section
3804 Coconut Palm Drive
Tampa, FL 33619-8318

RE: **Southeast County Landfill Private Wells**
Analytical Data Report

Dear Mr. Morris

The Hillsborough County Solid Waste Management Department (SWMD) is pleased to provide the analytical data for the quarterly water quality monitoring of four domestic supply wells in the vicinity of the Southeast County Landfill. Samples were collected on November 7, 2002 by the SWMD, and analyzed by Elab, Inc. An analytical data summary table is enclosed for your review.

If you have any questions or comments on this information, please call me at 276-2944.

Sincerely,

David S. Adams, P.G.
Environmental Manager
Solid Waste Management Department

DAVID S. ADAMS
LICENSE
№ 1827
STATE OF
FLORIDA
PROFESSIONAL GEOLOGIST

Enclosures

xc: Patricia Berry, Solid Waste Management Department
Matt Mathews, Solid Waste Management Department
Ernest Ely, General Manager, Waste Management, Southeast Landfill
Irene Barnes, Southeast Hillsborough Civic Association
Paul Schipfer, EPC
Larry Ruiz, SCS Engineers

BOARD OF COUNTY COMMISSIONERS
Kathy Castor
Pat Frank
Ken Hagan
Jim Norman
Jan K. Platt
Thomas Scott
Ronda Storms

Hillsborough County
Florida

Office of the County Administrator
Daniel A. Kleman

Deputy County Administrator
Patricia Bean

Assistant County Administrators
Kathy C. Harris
Edwin J. Hunzeker

January 15, 2002

Ms. Irene Barnes
Southeast Hillsborough Civic Association, Inc.
P.O. Box 108
Lithia, FL 33547

Subject: Domestic Supply Wells in the vicinity of the Southeast County Landfill
Analytical Data Report

Dear Ms. Barnes:

The Hillsborough County Solid Waste Management Department (SWMD) is pleased to provide the analytical data from of the four domestic supply wells in the vicinity of the Southeast County Landfill. The sampling was conducted on November 7, 2002.

If you or any member of SEHCA have any questions concerning the analyses, please call me at 276-2955, or David Adams at 276-2944.

Sincerely,

Kim Byer
Hydrologist
Solid Waste Management Department

Enclosures

xc: Jordan Lewis, Hillsborough County Health Department

BOARD OF COUNTY COMMISSIONERS
Kathy Castor
Pat Frank
Ken Hagan
Jim Norman
Jan K. Platt
Thomas Scott
Ronda Storms

Hillsborough County
Florida

Office of the County Administrator
Daniel A. Kleman

Deputy County Administrator
Patricia Bean

Assistant County Administrators
Kathy C. Harris
Edwin J. Hunzeker

January 15, 2003

Mr. Howard Barnes
P.O. Box 108
Lithia, FL 33547

Subject: Analytical Data
Domestic Supply Well
121 Carter Road

Dear Mr. Barnes:

The Hillsborough County Solid Waste Management Department (SWMD) is pleased to provide the analytical data for your domestic supply well which was sampled on November 7, 2002. The results are within Florida Primary and Secondary Drinking Water Standards (FAC Ch 62-550.310-320) for the parameters tested.

If you have any questions on the analysis, you may call me at 276-2955. Thank you for permission to test this well.

Sincerely,

Kim Byer
Hydrologist
Solid Waste Management Department

kab

Enclosures

xc: Irene Barnes, Southeast Hillsborough Civic Association
Jordan Lewis, Hillsborough County Health Department

BOARD OF COUNTY COMMISSIONERS
Kathy Castor
Pat Frank
Ken Hagan
Jim Norman
Jan K. Platt
Thomas Scott
Ronda Storms

Hillsborough County
Florida

Office of the County Administrator
Daniel A. Kleman

Deputy County Administrator
Patricia Bean

Assistant County Administrators
Kathy C. Harris
Edwin J. Hunzeker

January 15, 2003

Mr. Tom Holland
121 Carter Road
Lithia, FL 33547

Subject: Analytical Data
Domestic Supply Well
121 Carter Road

Dear Mr. Holland:

The Hillsborough County Solid Waste Management Department (SWMD) is pleased to provide the analytical data for your domestic supply well which was sampled on November 7, 2002. Iron was observed at concentration of 1.40 mg/l which is in exceedance of the Florida Secondary Standard (FAC Ch 62-550.310) of 0.30 mg/l. All other results are within standards for the parameters tested.

For health effects information you may call the Hillsborough County Health Department at (813) 307-8001. If you have any questions on the analysis, you may call me at 276-2955. Thank you for your permission to test this well.

Sincerely,

Kim Byer
Hydrologist
Solid Waste Management Department

Enclosures

xc: Irene Barnes, Southeast Hillsborough Civic Association
Jordan Lewis, Hillsborough County Health Department

BOARD OF COUNTY COMMISSIONERS
Kathy Castor
Pat Frank
Ken Hagan
Jim Norman
Jan K. Platt
Thomas Scott
Ronda Storms

Hillsborough County
Florida

Office of the County Administrator
Daniel A. Kleman

Deputy County Administrator
Patricia Bean

Assistant County Administrators
Kathy C. Harris
Edwin J. Hunzeker

January 15, 2003

Mr. Ellis McBride
16517 C.R. 672
Lithia, FL 33547

Subject: Analytical Data
Domestic Supply Well
16517 C.R. 672

Dear Mr. McBride:

The Hillsborough County Solid Waste Management Department (SWMD) is pleased to provide the analytical data for your domestic supply well which was sampled on November 7, 2002. All results are within Florida Primary and Secondary Drinking Water Standards (FAC Ch 62-550.310-320) for the parameters tested.

If you have any questions on the analysis, you may call me at 276-2955. Thank you for your permission to test this well.

Sincerely,

Kim Byer
Hydrologist
Solid Waste Management Department

Enclosures

xc Irene Barnes, Southeast Hillsborough Civic Association
Jordan Lewis, Hillsborough County Health Department

BOARD OF COUNTY COMMISSIONERS
Kathy Castor
Pat Frank
Ken Hagan
Jim Norman
Jan K. Platt
Thomas Scott
Ronda Storms

Hillsborough County
Florida

Office of the County Administrator
Daniel A. Kleman

Deputy County Administrator
Patricia Bean

Assistant County Administrators
Kathy C. Harris
Edwin J. Hunzeker

October 31, 2002

Mr. & Ms. Harold Weeks
116 Wendel Ave.
Lithia, FL 33547

Subject: Analytical Data
Domestic Supply Well
116 Wendel Ave.

Dear Mr. & Ms. Weeks:

The Hillsborough County Solid Waste Management Department (SWMD) is pleased to provide the analytical data for your domestic supply well which was sampled on November 7, 2002. Iron was observed at concentrations of 1.60 mg/l. This value exceeds the Florida Secondary Standard (FAC Ch 62-550.310-320) of 0.30 mg/l. All other results are within standards for the parameters tested

For health effects information you may call the Hillsborough Health Department at (813) 307-8001. If you have any questions on the analysis, you may call me at 276-2955. Thank you for your permission to test this well.

Sincerely,

Kim Byer
Hydrologist
Solid Waste Management Department

Enclosures
xc: Irene Barnes, Southeast Hillsborough Civic Association
Jordan Lewis, Hillsborough County Health Department

Analytical Results from Private Well Samples at the Southeast County Landfill November 7, 2002

GENERAL (mg/l)	Private Wells				(MCL) STANDARD
PARAMETERS	Weeks	Holland	McBride	Barnes	F.A.C. 62-550
conductivity (umhos/cm) (field)	546	410	367	407	NS
pH (field)	7.15	7.10	7.54	7.27	(6.5 - 8.5)**
total dissolved solids (mg/l)	320	230	230	240	500**
temperature (°C) (field)	20.1	21	20.1	20.9	NS
turbidity (NTU) (field)	2.80	3.50	8.40	4.60	NS
chloride (mg/l)	25	19	7.2	8.9	250**
ammonia nitrogen (mg/l as N)	0.15	0.13	0.29	0.28	NS
nitrate (mg/l as N)	BDL	BDL	BDL	0.06	10*
dissolved oxygen (mg/l) (field)	1.98	2.09	1.87	2.59	NS
total alpha (pCi/l)	4.6	1.8	BDL	2.5	15*
	Private Wells				(MCL) STANDARD
Metals: (mg/l)	Weeks	Holland	McBride	Barnes	F.A.C. 62-550
iron	1.600	1.400	BDL	BDL	0.3**
chromium	BDL	BDL	BDL	BDL	0.2
copper	0.016	BDL	BDL	BDL	1**
barium	BDL	BDL	BDL	BDL	2*
arsenic	0.0066	BDL	BDL	BDL	0.05*
lead	0.0072	BDL	BDL	BDL	0.015*
sodium	8.9	5.5	8.8	16	160*
mercury	BDL	BDL	BDL	BDL	0.002
zinc	0.210	0.083	BDL	0.100	5**
Organics: (µg/l)					
E.P.A. Methods 8260	Private Wells				(MCL) STANDARD
Organic Parameters Detected	Weeks	Holland	McBride	Barnes	F.A.C. 62-550
1,1-dichloroethene	BDL	BDL	BDL	BDL	7*

Notes: Reference Groundwater Guidance Concentrations, FDEP June 1994

NS=NO STANDARD

MCL=MAXIMUM CONTAMINANT LEVEL

BDL=BELOW DETECTION LIMIT

ND=NO SURVEY DATA AVAILABLE

*=DENOTES PRIMARY DRINKING WATER STANDARD

**=DENOTES SECONDARY DRINKING WATER STANDARD

1.60 EXCEEDS STANDARDS

NTU=NEPHELOMETRIC TURBIDITY UNITS

pCi/l=PICOCURIES PER LITER

ug/l=MICROGRAMS PER LITER

mg/l=MILLIGRAMS PER LITER

(-)=indicates that the sample was not analyzed for this parameter

Prepared by: Kim Byer
QC'd: James Clayton
FinalQC: David Adams, P.G.

g\everyone\adams\excel\main\self\wq\self-10-02-pw.xls

Southeast Landfill Well Monitoring Program

PARAMETER MONITORING REPORT

Ground Water (Rule 62-520.400,.420, .460)

Surface Water (Rule 62-302.500, .510, .503)

Leachate (Rule 62-701.510)

LAB Submission Number: F02110240

Sample Number: F02110240-006

Facility WACS:	Southeast Landfill Wells	**Sample Date/Time:**	11/7/02 12:43:00 PM
Well/Sampling Point WACS:	Weeks	**Report Period:**	November 2002
Well/Sampling Point Name:	Weeks	**Well Purged:**	YES
Classification of Groundwater:	G-II	**Well Type:**	
Ground Water Elevation: (NGVD):			

Storet Code	Parameter Monitored	Sampling Method	Filtered Y/N	Analysis Method	Analysis Date	Analysis Result	Units	Detection Limits
	FIELD							
00094	Conductivity	Grab	N	E120.1	11/7/02	546	umhos/c	
00406	pH	Grab	N	E150.1	11/7/02	7.15	S.U.	
00010	Temperature	Grab	N	E170.1	11/7/02	20.1	deg C	
82078	Turbidity	Grab	N	E180.1	11/7/02	02.8	NTU	
00299	Dissolved Oxygen	Grab	N	E360.1	11/7/02	1.98	mg/L	
	INORGANICS							
00095	Conductance, Specific	Grab	N	E120.1	11/11/02	495	µmhos/c	
00403	pH	Grab	N	E150.1	11/8/02	7.30	pH units	
70300	Solids, Total Dissolved (Residue, F	Grab	N	E160.1	11/12/02	320	mg/L	5.0
00940	Chloride	Grab	N	E300.0	11/8/02	25	mg/L	0.50
00620	Nitrogen, Nitrate	Grab	N	E300.0	11/8/02	ND	mg/L	0.050
00610	Nitrogen, Ammonia (As N)	Grab	N	E350.1	11/11/02	0.15	mg/L	0.050
	METALS							
01097	Antimony	Grab	N	SW6010	11/14/02	ND	µg/L	5.0
01002	Arsenic	Grab	N	SW6010	11/14/02	6.6	µg/L	5.0
01007	Barium	Grab	N	SW6010	11/14/02	ND	µg/L	10
01012	Beryllium	Grab	N	SW6010	11/14/02	ND	µg/L	1.0
01027	Cadmium	Grab	N	SW6010	11/14/02	ND	µg/L	1.0
01034	Chromium	Grab	N	SW6010	11/14/02	ND	µg/L	5.0
01037	Cobalt	Grab	N	SW6010	11/14/02	ND	µg/L	10
01042	Copper	Grab	N	SW6010	11/14/02	16	µg/L	10
01045	Iron	Grab	N	SW6010	11/14/02	1600	µg/L	40
01051	Lead	Grab	N	SW6010	11/14/02	7.2	µg/L	5.0
01067	Nickel	Grab	N	SW6010	11/14/02	ND	µg/L	10
01147	Selenium	Grab	N	SW6010	11/14/02	ND	µg/L	5.0
01077	Silver	Grab	N	SW6010	11/14/02	ND	µg/L	10
00929	Sodium	Grab	N	SW6010	11/14/02	8900	µg/L	500
01087	Vanadium	Grab	N	SW6010	11/14/02	ND	µg/L	10
01092	Zinc	Grab	N	SW6010	11/14/02	210	µg/L	20
71900	Mercury	Grab	N	SW7470	12/18/02	ND	µg/L	0.20
01059	Thallium	Grab	N	SW7841	11/20/02	ND	µg/L	1.0

Qualifiers: ND - The analyte was analyzed for but not detected above the reported sample quantitation limit

Southeast Landfill Well Monitoring Program

PARAMETER MONITORING REPORT

Ground Water (Rule 62-520.400,.420, .460)

Surface Water (Rule 62-302.500, .510, .503)

Leachate (Rule 62-701.510)

LAB Submission Number: F02110240

Sample Number: F02110240-006

Facility WACS:	Southeast Landfill Wells	**Sample Date/Time:**	11/7/02 12:43:00 PM
Well/Sampling Point WACS:	Weeks	**Report Period:**	November 2002
Well/Sampling Point Name:	Weeks	**Well Purged:**	YES
Classification of Groundwater:	G-II	**Well Type:**	
Ground Water Elevation: (NGVD):			

Storet Code	Parameter Monitored	Sampling Method	Filtered Y/N	Analysis Method	Analysis Date	Analysis Result	Units	Detection Limits
	ORGANICS							
49146	1,2-Dibromo-3-chloropropane	Grab	N	SW8011	11/12/02	ND	µg/L	0.020
77651	Ethylene Dibromide	Grab	N	SW8011	11/12/02	ND	µg/L	0.010
81552	Acetone	Grab	N	SW8260	11/15/02	ND	µg/L	10
34215	Acrylonitrile	Grab	N	SW8260	11/15/02	ND	µg/L	1.0
78124	Benzene	Grab	N	SW8260	11/15/02	ND	µg/L	1.0
73085	Bromochloromethane	Grab	N	SW8260	11/15/02	ND	µg/L	1.0
32101	Bromodichloromethane	Grab	N	SW8260	11/15/02	ND	µg/L	0.60
32104	Bromoform	Grab	N	SW8260	11/15/02	ND	µg/L	1.0
81595	2-Butanone	Grab	N	SW8260	11/15/02	ND	µg/L	10
77041	Carbon disulfide	Grab	N	SW8260	11/15/02	ND	µg/L	1.0
32102	Carbon tetrachloride	Grab	N	SW8260	11/15/02	ND	µg/L	1.0
34301	Chlorobenzene	Grab	N	SW8260	11/15/02	ND	µg/L	1.0
34311	Chloroethane	Grab	N	SW8260	11/15/02	ND	µg/L	1.0
32106	Chloroform	Grab	N	SW8260	11/15/02	ND	µg/L	1.0
32105	Dibromochloromethane	Grab	N	SW8260	11/15/02	ND	µg/L	0.40
81522	Dibromomethane	Grab	N	SW8260	11/15/02	ND	µg/L	1.0
73547	trans-1,4-Dichloro-2-butene	Grab	N	SW8260	11/15/02	ND	µg/L	10
34536	1,2-Dichlorobenzene	Grab	N	SW8260	11/15/02	ND	µg/L	1.0
34571	1,4-Dichlorobenzene	Grab	N	SW8260	11/15/02	ND	µg/L	1.0
34496	1,1-Dichloroethane	Grab	N	SW8260	11/15/02	ND	µg/L	1.0
34531	1,2-Dichloroethane	Grab	N	SW8260	11/15/02	ND	µg/L	1.0
34501	1,1-Dichloroethene	Grab	N	SW8260	11/15/02	ND	µg/L	1.0
77093	cis-1,2-Dichloroethene	Grab	N	SW8260	11/15/02	ND	µg/L	1.0
34546	trans-1,2-Dichloroethene	Grab	N	SW8260	11/15/02	ND	µg/L	1.0
34541	1,2-Dichloropropane	Grab	N	SW8260	11/15/02	ND	µg/L	1.0
34704	cis-1,3-Dichloropropene	Grab	N	SW8260	11/15/02	ND	µg/L	0.20
34561	trans-1,3-Dichloropropene	Grab	N	SW8260	11/15/02	ND	µg/L	0.20
34371	Ethylbenzene	Grab	N	SW8260	11/15/02	ND	µg/L	1.0
77103	2-Hexanone	Grab	N	SW8260	11/15/02	ND	µg/L	10
77424	Iodomethane	Grab	N	SW8260	11/15/02	ND	µg/L	1.0
78133	4-Methyl-2-pentanone	Grab	N	SW8260	11/15/02	ND	µg/L	10
34423	Methylene chloride	Grab	N	SW8260	11/15/02	ND	µg/L	5.0

Qualifiers: ND - The analyte was analyzed for but not detected above the reported sample quantitation limit

Southeast Landfill Well Monitoring Program

PARAMETER MONITORING REPORT

Ground Water (Rule 62-520.400,.420, .460)

Surface Water (Rule 62-302.500, .510, .503)

Leachate (Rule 62-701.510)

LAB Submission Number: F02110240

Sample Number: F02110240-006

Facility WACS:	Southeast Landfill Wells	**Sample Date/Time:**	11/7/02 12:43:00 PM
Well/Sampling Point WACS:	Weeks	**Report Period:**	November 2002
Well/Sampling Point Name:	Weeks	**Well Purged:**	YES
Classification of Groundwater:	G-II	**Well Type:**	
Ground Water Elevation: (NGVD):			

Storet Code	Parameter Monitored	Sampling Method	Filtered Y/N	Analysis Method	Analysis Date	Analysis Result	Units	Detection Limits
77128	Styrene	Grab	N	SW8260	11/15/02	ND	µg/L	1.0
73652	1,1,1,2-Tetrachloroethane	Grab	N	SW8260	11/15/02	ND	µg/L	1.0
34516	1,1,2,2-Tetrachloroethane	Grab	N	SW8260	11/15/02	ND	µg/L	0.20
34475	Tetrachloroethene	Grab	N	SW8260	11/15/02	ND	µg/L	1.0
78131	Toluene	Grab	N	SW8260	11/15/02	ND	µg/L	1.0
34506	1,1,1-Trichloroethane	Grab	N	SW8260	11/15/02	ND	µg/L	1.0
34511	1,1,2-Trichloroethane	Grab	N	SW8260	11/15/02	ND	µg/L	1.0
39180	Trichloroethene	Grab	N	SW8260	11/15/02	ND	µg/L	1.0
34488	Trichlorofluoromethane	Grab	N	SW8260	11/15/02	ND	µg/L	1.0
77443	1,2,3-Trichloropropane	Grab	N	SW8260	11/15/02	ND	µg/L	0.20
77057	Vinyl acetate	Grab	N	SW8260	11/15/02	ND	µg/L	2.0
39175	Vinyl chloride	Grab	N	SW8260	11/15/02	ND	µg/L	1.0
81551	Xylenes, Total	Grab	N	SW8260	11/15/02	ND	µg/L	1.0
	RADIOLOGICALS							
	Alpha, Gross	Grab	N	E900.0	11/20/02	4.6+/-1.1	pci/L	1.2

Qualifiers: ND - The analyte was analyzed for but not detected above the reported sample quantitation limit

Southeast Landfill Well Monitoring Program

PARAMETER MONITORING REPORT

Ground Water (Rule 62-520.400,.420, .460)

Surface Water (Rule 62-302.500, .510, .503)

Leachate (Rule 62-701.510)

LAB Submission Number: F02110240

Sample Number: F02110240-004

Facility WACS:	Southeast Landfill Wells	**Sample Date/Time:**	11/7/02 12:03:00 PM
Well/Sampling Point WACS:	Holland	**Report Period:**	November 2002
Well/Sampling Point Name:	Holland	**Well Purged:**	YES
Classification of Groundwater:	G-II	**Well Type:**	
Ground Water Elevation: (NGVD):			

Storet Code	Parameter Monitored	Sampling Method	Filtered Y/N	Analysis Method	Analysis Date	Analysis Result	Units	Detection Limits
	FIELD							
00094	Conductivity	Grab	N	E120.1	11/7/02	410	umhos/c	
00406	pH	Grab	N	E150.1	11/7/02	7.10	S.U.	
00010	Temperature	Grab	N	E170.1	11/7/02	21.0	deg C	
82078	Turbidity	Grab	N	E180.1	11/7/02	03.5	NTU	
00299	Dissolved Oxygen	Grab	N	E360.1	11/7/02	2.09	mg/L	
	INORGANICS							
00095	Conductance, Specific	Grab	N	E120.1	11/11/02	381	µmhos/c	
00403	pH	Grab	N	E150.1	11/8/02	7.16	pH units	
70300	Solids, Total Dissolved (Residue, F	Grab	N	E160.1	11/12/02	230	mg/L	5.0
00940	Chloride	Grab	N	E300.0	11/8/02	19	mg/L	0.50
00620	Nitrogen, Nitrate	Grab	N	E300.0	11/8/02	ND	mg/L	0.050
00610	Nitrogen, Ammonia (As N)	Grab	N	E350.1	11/11/02	0.13	mg/L	0.050
	METALS							
01097	Antimony	Grab	N	SW6010	11/14/02	ND	µg/L	5.0
01002	Arsenic	Grab	N	SW6010	11/14/02	ND	µg/L	5.0
01007	Barium	Grab	N	SW6010	11/14/02	ND	µg/L	10
01012	Beryllium	Grab	N	SW6010	11/14/02	ND	µg/L	1.0
01027	Cadmium	Grab	N	SW6010	11/14/02	ND	µg/L	1.0
01034	Chromium	Grab	N	SW6010	11/14/02	ND	µg/L	5.0
01037	Cobalt	Grab	N	SW6010	11/14/02	ND	µg/L	10
01042	Copper	Grab	N	SW6010	11/14/02	ND	µg/L	10
01045	Iron	Grab	N	SW6010	11/14/02	1400	µg/L	40
01051	Lead	Grab	N	SW6010	11/14/02	ND	µg/L	5.0
01067	Nickel	Grab	N	SW6010	11/14/02	ND	µg/L	10
01147	Selenium	Grab	N	SW6010	11/14/02	ND	µg/L	5.0
01077	Silver	Grab	N	SW6010	11/14/02	ND	µg/L	10
00929	Sodium	Grab	N	SW6010	11/14/02	5500	µg/L	500
01087	Vanadium	Grab	N	SW6010	11/14/02	ND	µg/L	10
01092	Zinc	Grab	N	SW6010	11/14/02	83	µg/L	20
71900	Mercury	Grab	N	SW7470	12/18/02	ND	µg/L	0.20
01059	Thallium	Grab	N	SW7841	11/20/02	ND	µg/L	1.0

Qualifiers: ND - The analyte was analyzed for but not detected above the reported sample quantitation limit

Southeast Landfill Well Monitoring Program

PARAMETER MONITORING REPORT

Ground Water (Rule 62-520.400,.420, .460)

Surface Water (Rule 62-302.500, .510, .503)

Leachate (Rule 62-701.510)

LAB Submission Number: F02110240

Sample Number: F02110240-004

Facility WACS:	Southeast Landfill Wells	**Sample Date/Time:**	11/7/02 12:03:00 PM
Well/Sampling Point WACS:	Holland	**Report Period:**	November 2002
Well/Sampling Point Name:	Holland	**Well Purged:**	YES
Classification of Groundwater:	G-II	**Well Type:**	
Ground Water Elevation: (NGVD):			

Storet Code	Parameter Monitored	Sampling Method	Filtered Y/N	Analysis Method	Analysis Date	Analysis Result	Units	Detection Limits
	ORGANICS							
49146	1,2-Dibromo-3-chloropropane	Grab	N	SW8011	11/12/02	ND	µg/L	0.020
77651	Ethylene Dibromide	Grab	N	SW8011	11/12/02	ND	µg/L	0.010
81552	Acetone	Grab	N	SW8260	11/15/02	ND	µg/L	10
34215	Acrylonitrile	Grab	N	SW8260	11/15/02	ND	µg/L	1.0
78124	Benzene	Grab	N	SW8260	11/15/02	ND	µg/L	1.0
73085	Bromochloromethane	Grab	N	SW8260	11/15/02	ND	µg/L	1.0
32101	Bromodichloromethane	Grab	N	SW8260	11/15/02	ND	µg/L	0.60
32104	Bromoform	Grab	N	SW8260	11/15/02	ND	µg/L	1.0
81595	2-Butanone	Grab	N	SW8260	11/15/02	ND	µg/L	10
77041	Carbon disulfide	Grab	N	SW8260	11/15/02	ND	µg/L	1.0
32102	Carbon tetrachloride	Grab	N	SW8260	11/15/02	ND	µg/L	1.0
34301	Chlorobenzene	Grab	N	SW8260	11/15/02	ND	µg/L	1.0
34311	Chloroethane	Grab	N	SW8260	11/15/02	ND	µg/L	1.0
32106	Chloroform	Grab	N	SW8260	11/15/02	ND	µg/L	1.0
32105	Dibromochloromethane	Grab	N	SW8260	11/15/02	ND	µg/L	0.40
81522	Dibromomethane	Grab	N	SW8260	11/15/02	ND	µg/L	1.0
73547	trans-1,4-Dichloro-2-butene	Grab	N	SW8260	11/15/02	ND	µg/L	10
34536	1,2-Dichlorobenzene	Grab	N	SW8260	11/15/02	ND	µg/L	1.0
34571	1,4-Dichlorobenzene	Grab	N	SW8260	11/15/02	ND	µg/L	1.0
34496	1,1-Dichloroethane	Grab	N	SW8260	11/15/02	ND	µg/L	1.0
34531	1,2-Dichloroethane	Grab	N	SW8260	11/15/02	ND	µg/L	1.0
34501	1,1-Dichloroethene	Grab	N	SW8260	11/15/02	ND	µg/L	1.0
77093	cis-1,2-Dichloroethene	Grab	N	SW8260	11/15/02	ND	µg/L	1.0
34546	trans-1,2-Dichloroethene	Grab	N	SW8260	11/15/02	ND	µg/L	1.0
34541	1,2-Dichloropropane	Grab	N	SW8260	11/15/02	ND	µg/L	1.0
34704	cis-1,3-Dichloropropene	Grab	N	SW8260	11/15/02	ND	µg/L	0.20
34561	trans-1,3-Dichloropropene	Grab	N	SW8260	11/15/02	ND	µg/L	0.20
34371	Ethylbenzene	Grab	N	SW8260	11/15/02	ND	µg/L	1.0
77103	2-Hexanone	Grab	N	SW8260	11/15/02	ND	µg/L	10
77424	Iodomethane	Grab	N	SW8260	11/15/02	ND	µg/L	1.0
78133	4-Methyl-2-pentanone	Grab	N	SW8260	11/15/02	ND	µg/L	10
34423	Methylene chloride	Grab	N	SW8260	11/15/02	ND	µg/L	5.0

Qualifiers: ND - The analyte was analyzed for but not detected above the reported sample quantitation limit

Southeast Landfill Well Monitoring Program

PARAMETER MONITORING REPORT

Ground Water (Rule 62-520.400,.420, .460)

Surface Water (Rule 62-302.500, .510, .503)

Leachate (Rule 62-701.510)

LAB Submission Number: F02110240

Sample Number: F02110240-004

Facility WACS:	Southeast Landfill Wells	**Sample Date/Time:**	11/7/02 12:03:00 PM
Well/Sampling Point WACS:	Holland	**Report Period:**	November 2002
Well/Sampling Point Name:	Holland	**Well Purged:**	YES
Classification of Groundwater:	G-II	**Well Type:**	
Ground Water Elevation: (NGVD):			

Storet Code	Parameter Monitored	Sampling Method	Filtered Y/N	Analysis Method	Analysis Date	Analysis Result	Units	Detection Limits
77128	Styrene	Grab	N	SW8260	11/15/02	ND	µg/L	1.0
73652	1,1,1,2-Tetrachloroethane	Grab	N	SW8260	11/15/02	ND	µg/L	1.0
34516	1,1,2,2-Tetrachloroethane	Grab	N	SW8260	11/15/02	ND	µg/L	0.20
34475	Tetrachloroethene	Grab	N	SW8260	11/15/02	ND	µg/L	1.0
78131	Toluene	Grab	N	SW8260	11/15/02	ND	µg/L	1.0
34506	1,1,1-Trichloroethane	Grab	N	SW8260	11/15/02	ND	µg/L	1.0
34511	1,1,2-Trichloroethane	Grab	N	SW8260	11/15/02	ND	µg/L	1.0
39180	Trichloroethene	Grab	N	SW8260	11/15/02	ND	µg/L	1.0
34488	Trichlorofluoromethane	Grab	N	SW8260	11/15/02	ND	µg/L	1.0
77443	1,2,3-Trichloropropane	Grab	N	SW8260	11/15/02	ND	µg/L	0.20
77057	Vinyl acetate	Grab	N	SW8260	11/15/02	ND	µg/L	2.0
39175	Vinyl chloride	Grab	N	SW8260	11/15/02	ND	µg/L	1.0
81551	Xylenes, Total	Grab	N	SW8260	11/15/02	ND	µg/L	1.0
	RADIOLOGICALS							
	Alpha, Gross	Grab	N	E900.0	11/20/02	1.8+/-1.4	pci/L	1.8

Qualifiers: ND - The analyte was analyzed for but not detected above the reported sample quantitation limit

Southeast Landfill Well Monitoring Program

PARAMETER MONITORING REPORT

Ground Water (Rule 62-520.400,.420, .460)

Surface Water (Rule 62-302.500, .510, .503)

Leachate (Rule 62-701.510)

LAB Submission Number: F02110240

Sample Number: F02110240-005

Facility WACS:	Southeast Landfill Wells	**Sample Date/Time:**	11/7/02 10:38:00 AM
Well/Sampling Point WACS:	McBride	**Report Period:**	November 2002
Well/Sampling Point Name:	McBride	**Well Purged:**	YES
Classification of Groundwater:	G-II	**Well Type:**	
Ground Water Elevation: (NGVD):			

Storet Code	Parameter Monitored	Sampling Method	Filtered Y/N	Analysis Method	Analysis Date	Analysis Result	Units	Detection Limits
	FIELD							
00094	Conductivity	Grab	N	E120.1	11/7/02	367	umhos/c	
00406	pH	Grab	N	E150.1	11/7/02	7.54	S.U.	
00010	Temperature	Grab	N	E170.1	11/7/02	20.1	deg C	
82078	Turbidity	Grab	N	E180.1	11/7/02	08.4	NTU	
00299	Dissolved Oxygen	Grab	N	E360.1	11/7/02	1.87	mg/L	
	INORGANICS							
00095	Conductance, Specific	Grab	N	E120.1	11/11/02	337	µmhos/c	
00403	pH	Grab	N	E150.1	11/8/02	7.67	pH units	
70300	Solids, Total Dissolved (Residue, F	Grab	N	E160.1	11/12/02	230	mg/L	5.0
00940	Chloride	Grab	N	E300.0	11/8/02	7.2	mg/L	0.50
00620	Nitrogen, Nitrate	Grab	N	E300.0	11/8/02	ND	mg/L	0.050
00610	Nitrogen, Ammonia (As N)	Grab	N	E350.1	11/11/02	0.29	mg/L	0.050
	METALS							
01097	Antimony	Grab	N	SW6010	11/14/02	ND	µg/L	5.0
01002	Arsenic	Grab	N	SW6010	11/14/02	ND	µg/L	5.0
01007	Barium	Grab	N	SW6010	11/14/02	ND	µg/L	10
01012	Beryllium	Grab	N	SW6010	11/14/02	ND	µg/L	1.0
01027	Cadmium	Grab	N	SW6010	11/14/02	ND	µg/L	1.0
01034	Chromium	Grab	N	SW6010	11/14/02	ND	µg/L	5.0
01037	Cobalt	Grab	N	SW6010	11/14/02	ND	µg/L	10
01042	Copper	Grab	N	SW6010	11/14/02	ND	µg/L	10
01045	Iron	Grab	N	SW6010	11/14/02	ND	µg/L	40
01051	Lead	Grab	N	SW6010	11/14/02	ND	µg/L	5.0
01067	Nickel	Grab	N	SW6010	11/14/02	ND	µg/L	10
01147	Selenium	Grab	N	SW6010	11/14/02	ND	µg/L	5.0
01077	Silver	Grab	N	SW6010	11/14/02	ND	µg/L	10
00929	Sodium	Grab	N	SW6010	11/14/02	8800	µg/L	500
01087	Vanadium	Grab	N	SW6010	11/14/02	ND	µg/L	10
01092	Zinc	Grab	N	SW6010	11/14/02	ND	µg/L	20
71900	Mercury	Grab	N	SW7470	12/18/02	ND	µg/L	0.20
01059	Thallium	Grab	N	SW7841	11/20/02	ND	µg/L	1.0

Qualifiers: ND - The analyte was analyzed for but not detected above the reported sample quantitation limit

Southeast Landfill Well Monitoring Program

PARAMETER MONITORING REPORT

Ground Water (Rule 62-520.400,.420, .460)

Surface Water (Rule 62-302.500, .510, .503)

Leachate (Rule 62-701.510)

LAB Submission Number: F02110240

Sample Number: F02110240-005

Facility WACS:	Southeast Landfill Wells	**Sample Date/Time:**	11/7/02 10:38:00 AM
Well/Sampling Point WACS:	McBride	**Report Period:**	November 2002
Well/Sampling Point Name:	McBride	**Well Purged:**	YES
Classification of Groundwater:	G-II	**Well Type:**	
Ground Water Elevation: (NGVD):			

Storet Code	Parameter Monitored	Sampling Method	Filtered Y/N	Analysis Method	Analysis Date	Analysis Result	Units	Detection Limits
	ORGANICS							
49146	1,2-Dibromo-3-chloropropane	Grab	N	SW8011	11/12/02	ND	µg/L	0.020
77651	Ethylene Dibromide	Grab	N	SW8011	11/12/02	ND	µg/L	0.010
81552	Acetone	Grab	N	SW8260	11/15/02	ND	µg/L	10
34215	Acrylonitrile	Grab	N	SW8260	11/15/02	ND	µg/L	1.0
78124	Benzene	Grab	N	SW8260	11/15/02	ND	µg/L	1.0
73085	Bromochloromethane	Grab	N	SW8260	11/15/02	ND	µg/L	1.0
32101	Bromodichloromethane	Grab	N	SW8260	11/15/02	ND	µg/L	0.60
32104	Bromoform	Grab	N	SW8260	11/15/02	ND	µg/L	1.0
81595	2-Butanone	Grab	N	SW8260	11/15/02	ND	µg/L	10
77041	Carbon disulfide	Grab	N	SW8260	11/15/02	ND	µg/L	1.0
32102	Carbon tetrachloride	Grab	N	SW8260	11/15/02	ND	µg/L	1.0
34301	Chlorobenzene	Grab	N	SW8260	11/15/02	ND	µg/L	1.0
34311	Chloroethane	Grab	N	SW8260	11/15/02	ND	µg/L	1.0
32106	Chloroform	Grab	N	SW8260	11/15/02	ND	µg/L	1.0
32105	Dibromochloromethane	Grab	N	SW8260	11/15/02	ND	µg/L	0.40
81522	Dibromomethane	Grab	N	SW8260	11/15/02	ND	µg/L	1.0
73547	trans-1,4-Dichloro-2-butene	Grab	N	SW8260	11/15/02	ND	µg/L	10
34536	1,2-Dichlorobenzene	Grab	N	SW8260	11/15/02	ND	µg/L	1.0
34571	1,4-Dichlorobenzene	Grab	N	SW8260	11/15/02	ND	µg/L	1.0
34496	1,1-Dichloroethane	Grab	N	SW8260	11/15/02	ND	µg/L	1.0
34531	1,2-Dichloroethane	Grab	N	SW8260	11/15/02	ND	µg/L	1.0
34501	1,1-Dichloroethene	Grab	N	SW8260	11/15/02	ND	µg/L	1.0
77093	cis-1,2-Dichloroethene	Grab	N	SW8260	11/15/02	ND	µg/L	1.0
34546	trans-1,2-Dichloroethene	Grab	N	SW8260	11/15/02	ND	µg/L	1.0
34541	1,2-Dichloropropane	Grab	N	SW8260	11/15/02	ND	µg/L	1.0
34704	cis-1,3-Dichloropropene	Grab	N	SW8260	11/15/02	ND	µg/L	0.20
34561	trans-1,3-Dichloropropene	Grab	N	SW8260	11/15/02	ND	µg/L	0.20
34371	Ethylbenzene	Grab	N	SW8260	11/15/02	ND	µg/L	1.0
77103	2-Hexanone	Grab	N	SW8260	11/15/02	ND	µg/L	10
77424	Iodomethane	Grab	N	SW8260	11/15/02	ND	µg/L	1.0
78133	4-Methyl-2-pentanone	Grab	N	SW8260	11/15/02	ND	µg/L	10
34423	Methylene chloride	Grab	N	SW8260	11/15/02	ND	µg/L	5.0

Qualifiers: ND - The analyte was analyzed for but not detected above the reported sample quantitation limit

Southeast Landfill Well Monitoring Program

PARAMETER MONITORING REPORT

Ground Water (Rule 62-520.400,.420, .460)

Surface Water (Rule 62-302.500, .510, .503)

Leachate (Rule 62-701.510)

LAB Submission Number: F02110240

Sample Number: F02110240-005

Facility WACS:	Southeast Landfill Wells	**Sample Date/Time:**	11/7/02 10:38:00 AM
Well/Sampling Point WACS:	McBride	**Report Period:**	November 2002
Well/Sampling Point Name:	McBride	**Well Purged:**	YES
Classification of Groundwater:	G-II	**Well Type:**	
Ground Water Elevation: (NGVD):			

Storet Code	Parameter Monitored	Sampling Method	Filtered Y/N	Analysis Method	Analysis Date	Analysis Result	Units	Detection Limits
77128	Styrene	Grab	N	SW8260	11/15/02	ND	µg/L	1.0
73652	1,1,1,2-Tetrachloroethane	Grab	N	SW8260	11/15/02	ND	µg/L	1.0
34516	1,1,2,2-Tetrachloroethane	Grab	N	SW8260	11/15/02	ND	µg/L	0.20
34475	Tetrachloroethene	Grab	N	SW8260	11/15/02	ND	µg/L	1.0
78131	Toluene	Grab	N	SW8260	11/15/02	ND	µg/L	1.0
34506	1,1,1-Trichloroethane	Grab	N	SW8260	11/15/02	ND	µg/L	1.0
34511	1,1,2-Trichloroethane	Grab	N	SW8260	11/15/02	ND	µg/L	1.0
39180	Trichloroethene	Grab	N	SW8260	11/15/02	ND	µg/L	1.0
34488	Trichlorofluoromethane	Grab	N	SW8260	11/15/02	ND	µg/L	1.0
77443	1,2,3-Trichloropropane	Grab	N	SW8260	11/15/02	ND	µg/L	0.20
77057	Vinyl acetate	Grab	N	SW8260	11/15/02	ND	µg/L	2.0
39175	Vinyl chloride	Grab	N	SW8260	11/15/02	ND	µg/L	1.0
81551	Xylenes, Total	Grab	N	SW8260	11/15/02	ND	µg/L	1.0
	RADIOLOGICALS							
	Alpha, Gross	Grab	N	E900.0	11/20/02	<2.4+/-1.8	pci/L	2.4

Qualifiers: ND - The analyte was analyzed for but not detected above the reported sample quantitation limit

Southeast Landfill Well Monitoring Program

PARAMETER MONITORING REPORT

Ground Water (Rule 62-520.400,.420, .460)

Surface Water (Rule 62-302.500, .510, .503)

Leachate (Rule 62-701.510)

LAB Submission Number: F02110240

Sample Number: F02110240-003

Facility WACS:	Southeast Landfill Wells	**Sample Date/Time:**	11/7/02 11:18:00 AM
Well/Sampling Point WACS:	Barnes	**Report Period:**	November 2002
Well/Sampling Point Name:	Barnes	**Well Purged:**	YES
Classification of Groundwater:	G-II	**Well Type:**	
Ground Water Elevation: (NGVD):			

Storet Code	Parameter Monitored	Sampling Method	Filtered Y/N	Analysis Method	Analysis Date	Analysis Result	Units	Detection Limits
	FIELD							
00094	Conductivity	Grab	N	E120.1	11/7/02	407	umhos/c	
00406	pH	Grab	N	E150.1	11/7/02	7.27	S.U.	
00010	Temperature	Grab	N	E170.1	11/7/02	20.9	deg C	
82078	Turbidity	Grab	N	E180.1	11/7/02	04.6	NTU	
00299	Dissolved Oxygen	Grab	N	E360.1	11/7/02	2.59	mg/L	
	INORGANICS							
00095	Conductance, Specific	Grab	N	E120.1	11/11/02	394	µmhos/c	
00403	pH	Grab	N	E150.1	11/8/02	7.45	pH units	
70300	Solids, Total Dissolved (Residue, F	Grab	N	E160.1	11/12/02	240	mg/L	5.0
00940	Chloride	Grab	N	E300.0	11/8/02	8.9	mg/L	0.50
00620	Nitrogen, Nitrate	Grab	N	E300.0	11/8/02	0.060	mg/L	0.050
00610	Nitrogen, Ammonia (As N)	Grab	N	E350.1	11/11/02	0.28	mg/L	0.050
	METALS							
01097	Antimony	Grab	N	SW6010	11/14/02	ND	µg/L	5.0
01002	Arsenic	Grab	N	SW6010	11/14/02	ND	µg/L	5.0
01007	Barium	Grab	N	SW6010	11/14/02	ND	µg/L	10
01012	Beryllium	Grab	N	SW6010	11/14/02	ND	µg/L	1.0
01027	Cadmium	Grab	N	SW6010	11/14/02	ND	µg/L	1.0
01034	Chromium	Grab	N	SW6010	11/14/02	ND	µg/L	5.0
01037	Cobalt	Grab	N	SW6010	11/14/02	ND	µg/L	10
01042	Copper	Grab	N	SW6010	11/14/02	ND	µg/L	10
01045	Iron	Grab	N	SW6010	11/14/02	ND	µg/L	40
01051	Lead	Grab	N	SW6010	11/14/02	ND	µg/L	5.0
01067	Nickel	Grab	N	SW6010	11/14/02	ND	µg/L	10
01147	Selenium	Grab	N	SW6010	11/14/02	ND	µg/L	5.0
01077	Silver	Grab	N	SW6010	11/14/02	ND	µg/L	10
00929	Sodium	Grab	N	SW6010	11/14/02	16000	µg/L	500
01087	Vanadium	Grab	N	SW6010	11/14/02	ND	µg/L	10
01092	Zinc	Grab	N	SW6010	11/14/02	100	µg/L	20
71900	Mercury	Grab	N	SW7470	12/18/02	ND	µg/L	0.20
01059	Thallium	Grab	N	SW7841	11/20/02	ND	µg/L	1.0

Qualifiers: ND - The analyte was analyzed for but not detected above the reported sample quantitation limit

Southeast Landfill Well Monitoring Program

PARAMETER MONITORING REPORT

Ground Water (Rule 62-520.400,.420, .460)

Surface Water (Rule 62-302.500, .510, .503)

Leachate (Rule 62-701.510)

LAB Submission Number: F02110240

Sample Number: F02110240-003

Facility WACS:	Southeast Landfill Wells	**Sample Date/Time:**	11/7/02 11:18:00 AM
Well/Sampling Point WACS:	Barnes	**Report Period:**	November 2002
Well/Sampling Point Name:	Barnes	**Well Purged:**	YES
Classification of Groundwater:	G-II	**Well Type:**	
Ground Water Elevation: (NGVD):			

Storet Code	Parameter Monitored	Sampling Method	Filtered Y/N	Analysis Method	Analysis Date	Analysis Result	Units	Detection Limits
	ORGANICS							
49146	1,2-Dibromo-3-chloropropane	Grab	N	SW8011	11/12/02	ND	µg/L	0.020
77651	Ethylene Dibromide	Grab	N	SW8011	11/12/02	ND	µg/L	0.010
81552	Acetone	Grab	N	SW8260	11/15/02	ND	µg/L	10
34215	Acrylonitrile	Grab	N	SW8260	11/15/02	ND	µg/L	1.0
78124	Benzene	Grab	N	SW8260	11/15/02	ND	µg/L	1.0
73085	Bromochloromethane	Grab	N	SW8260	11/15/02	ND	µg/L	1.0
32101	Bromodichloromethane	Grab	N	SW8260	11/15/02	ND	µg/L	0.60
32104	Bromoform	Grab	N	SW8260	11/15/02	ND	µg/L	1.0
81595	2-Butanone	Grab	N	SW8260	11/15/02	ND	µg/L	10
77041	Carbon disulfide	Grab	N	SW8260	11/15/02	ND	µg/L	1.0
32102	Carbon tetrachloride	Grab	N	SW8260	11/15/02	ND	µg/L	1.0
34301	Chlorobenzene	Grab	N	SW8260	11/15/02	ND	µg/L	1.0
34311	Chloroethane	Grab	N	SW8260	11/15/02	ND	µg/L	1.0
32106	Chloroform	Grab	N	SW8260	11/15/02	ND	µg/L	1.0
32105	Dibromochloromethane	Grab	N	SW8260	11/15/02	ND	µg/L	0.40
81522	Dibromomethane	Grab	N	SW8260	11/15/02	ND	µg/L	1.0
73547	trans-1,4-Dichloro-2-butene	Grab	N	SW8260	11/15/02	ND	µg/L	10
34536	1,2-Dichlorobenzene	Grab	N	SW8260	11/15/02	ND	µg/L	1.0
34571	1,4-Dichlorobenzene	Grab	N	SW8260	11/15/02	ND	µg/L	1.0
34496	1,1-Dichloroethane	Grab	N	SW8260	11/15/02	ND	µg/L	1.0
34531	1,2-Dichloroethane	Grab	N	SW8260	11/15/02	ND	µg/L	1.0
34501	1,1-Dichloroethene	Grab	N	SW8260	11/15/02	ND	µg/L	1.0
77093	cis-1,2-Dichloroethene	Grab	N	SW8260	11/15/02	ND	µg/L	1.0
34546	trans-1,2-Dichloroethene	Grab	N	SW8260	11/15/02	ND	µg/L	1.0
34541	1,2-Dichloropropane	Grab	N	SW8260	11/15/02	ND	µg/L	1.0
34704	cis-1,3-Dichloropropene	Grab	N	SW8260	11/15/02	ND	µg/L	0.20
34561	trans-1,3-Dichloropropene	Grab	N	SW8260	11/15/02	ND	µg/L	0.20
34371	Ethylbenzene	Grab	N	SW8260	11/15/02	ND	µg/L	1.0
77103	2-Hexanone	Grab	N	SW8260	11/15/02	ND	µg/L	10
77424	Iodomethane	Grab	N	SW8260	11/15/02	ND	µg/L	1.0
78133	4-Methyl-2-pentanone	Grab	N	SW8260	11/15/02	ND	µg/L	10
34423	Methylene chloride	Grab	N	SW8260	11/15/02	ND	µg/L	5.0

Qualifiers: ND - The analyte was analyzed for but not detected above the reported sample quantitation limit

Southeast Landfill Well Monitoring Program

PARAMETER MONITORING REPORT

Ground Water (Rule 62-520.400,.420, .460)

Surface Water (Rule 62-302.500, .510, .503)

Leachate (Rule 62-701.510)

LAB Submission Number: F02110240

Sample Number: F02110240-003

Facility WACS:	Southeast Landfill Wells	**Sample Date/Time:**	11/7/02 11:18:00 AM
Well/Sampling Point WACS:	Barnes	**Report Period:**	November 2002
Well/Sampling Point Name:	Barnes	**Well Purged:**	YES
Classification of Groundwater:	G-II	**Well Type:**	
Ground Water Elevation: (NGVD):			

Storet Code	Parameter Monitored	Sampling Method	Filtered Y/N	Analysis Method	Analysis Date	Analysis Result	Units	Detection Limits
77128	Styrene	Grab	N	SW8260	11/15/02	ND	µg/L	1.0
73652	1,1,1,2-Tetrachloroethane	Grab	N	SW8260	11/15/02	ND	µg/L	1.0
34516	1,1,2,2-Tetrachloroethane	Grab	N	SW8260	11/15/02	ND	µg/L	0.20
34475	Tetrachloroethene	Grab	N	SW8260	11/15/02	ND	µg/L	1.0
78131	Toluene	Grab	N	SW8260	11/15/02	ND	µg/L	1.0
34506	1,1,1-Trichloroethane	Grab	N	SW8260	11/15/02	ND	µg/L	1.0
34511	1,1,2-Trichloroethane	Grab	N	SW8260	11/15/02	ND	µg/L	1.0
39180	Trichloroethene	Grab	N	SW8260	11/15/02	ND	µg/L	1.0
34488	Trichlorofluoromethane	Grab	N	SW8260	11/15/02	ND	µg/L	1.0
77443	1,2,3-Trichloropropane	Grab	N	SW8260	11/15/02	ND	µg/L	0.20
77057	Vinyl acetate	Grab	N	SW8260	11/15/02	ND	µg/L	2.0
39175	Vinyl chloride	Grab	N	SW8260	11/15/02	ND	µg/L	1.0
81551	Xylenes, Total	Grab	N	SW8260	11/15/02	ND	µg/L	1.0
	RADIOLOGICALS							
	Alpha, Gross	Grab	N	E900.0	11/20/02	2.5+/-1.9	pci/L	2.5

Qualifiers: ND - The analyte was analyzed for but not detected above the reported sample quantitation limit

HILLSBOROUGH COUNTY DEPT. OF SOLID WASTE
COC SHEET SOUTHEAST LANDFILL WELL MONITORING PROGRAM

PRECLEANED SAMPLE CONTAINERS:		DATE	TIME
RELINQUISHED BY:	REP. OF CONTRACT LAB.	10-31-02	17:40
ACCEPTED BY:	REP. OF COMMON CARRIER	10-31-02	17:40
RELINQUISHED BY:	REP. OF COMMON CARRIER	11-1-02	305P
ACCEPTED BY:	REP. OF SOLID WASTE DEPT.	11-1-02	305P

LOCATION: BARNES SAMPLE MATRIX: WATER OTHER MATRIX: _____
PERSONAL ENGAGED IN SAMPLE COLLECTION: DZ | C Ballew

WELL VOLUME TO PURGE: 15 MIN: PURGE STARTED: DATE 11-2-02 TIME 1055A
ACTUAL PURGE TIME: 22 MIN:

FIELD PARAMETERS:

BY	TIME	TEMP	COND (umhos/cm)	PH	DO	TURB
DZ	1110A	20.8	405	7.24	========	========
DZ	1115A	20.9	407	7.27	2.59 mg/L	04.6 NTU

COLORS & SHEENS: YES _____ NO ✓

CONTAINER CODE:

NO. COL.	TYPE	PRESERVATIVE	CONTAINER TYPE	COLLECTED DATE	COLLECTED TIME
	BACTERIA	NA2S2O3	NONE 15 oz. PLAS BAG		
2	EDB	NONE	2-40 ml. SEPTUM VIAL	11-2-02	1118A
1	GENERAL	NONE	500 ~~1000~~ ml. PLASTIC	↓	↓
1	METALS	2 ml. HNO3	250 ~~500~~ ml. PLASTIC		
1	NUTRIENTS	2 ml. H2SO4	250 ml. PLASTIC		
	ORGANICS	NONE	1 ltr. AMBER GLASS		
2	RADIOLOGY	5 ml. HNO3	2-1 ltr. PLASTIC		
3	VOC	1:1 HCL	3-40 ml. SEPTUM VIAL	↓	↓

10 TOTAL No. OF SAMPLES COLLECTED:

ANALYSES REQUESTED:

CHLORIDES CONDUCTANCE IRON MERCURY NITRATE, PH SODIUM
TDS, TOTAL AMMONIA - N PARAMETERS LISTED IN 40 CFR PART 258, APPENDIX I
GROSS ALPHA (WHERE GROSS ALPHA EXCEEDS 5 Pci/L RUN RADIUM 226)

PRESERVED SAMPLES PH < 2.0 ✓ SAMPLE STORAGE: COOLER & ICE TO 4.0 c

ABOVE LISTED SAMPLES:		DATE	TIME
RELINQUISHED BY:	REP. OF SOLID WASTE DEPT.	11-2-02	125P
ACCEPTED BY:	REP. OF COMMON CARRIER	11-2-02	125P
RELINQUISHED BY:	REP. OF COMMON CARRIER		
ACCEPTED BY:	REP. OF CONTRACT LAB.		

COMMON CARRIER UTILIZED: GREYHOUND BUS LINES OTHER: _____

COMMENT`S: _____

02/10240 - 3

HILLSBOROUGH COUNTY DEPT. OF SOLID WASTE
COC SHEET SOUTHEAST LANDFILL WELL MONITORING PROGRAM

PRECLEANED SAMPLE CONTAINERS:			DATE	TIME
RELINQUISHED BY:		REP. OF CONTRACT LAB.	10-31-02	1720
ACCEPTED BY:		REP. OF COMMON CARRIER	10-31-02	1720
RELINQUISHED BY:		REP. OF COMMON CARRIER	11-1-02	305P
ACCEPTED BY:		REP. OF SOLID WASTE DEPT.	11-1-02	305P

LOCATION: HOLLAND SAMPLE MATRIX: WATER OTHER MATRIX: _____
PERSONAL ENGAGED IN SAMPLE COLLECTION: | A Ballou

WELL VOLUME TO PURGE: 15 MIN: PURGE STARTED: DATE 11-2-02 TIME 1140A
ACTUAL PURGE TIME: 22 MIN:

FIELD PARAMETERS:

BY	TIME	TEMP	COND (umhos/cm)	PH	DO	TURB
	1155A	21.0	408	7.10	========	========
	1200P	21.0	410	7.10	2.09 mg/L	03.5 NTU

COLORS & SHEENS: YES _____ NO ✓

CONTAINER CODE:

NO. COL.	TYPE	PRESERVATIVE	CONTAINER TYPE	COLLECTED DATE	COLLECTED TIME
	BACTERIA	NA2SO4	NONE 1 QT. POLY BAG		
2	EDB	NONE	2-40 ml. SEPTUM VIAL	11-7-02	1205P
1	GENERAL	NONE	500 ~~1000~~ ml. PLASTIC		
1	METALS	2 ml. HNO3	250 ~~250~~ ml. PLASTIC		
1	NUTRIENTS	2 ml. H2SO4	250 ml. PLASTIC		
	ORGANICS	NONE	1 ltr. AMBER GLASS		
3	RADIOLOGY	5 ml. HNO3	2-1 ltr. PLASTIC		
3	VOC	1:1 HCL	3-40 ml. SEPTUM VIAL	↓	↓

10 TOTAL No. OF SAMPLES COLLECTED:

ANALYSES REQUESTED:

CHLORIDES CONDUCTANCE IRON MERCURY NITRATE, PH SODIUM
TDS, TOTAL AMMONIA - N PARAMETERS LISTED IN 40 CFR PART 258, APPENDIX I
GROSS ALPHA (WHERE GROSS ALPHA EXCEEDS 5 Pci/L RUN RADIUM 226)

PRESERVED SAMPLES PH < 2.0 ✓ SAMPLE STORAGE: COOLER & ICE TO 4.0 c

ABOVE LISTED SAMPLES:			DATE	TIME
RELINQUISHED BY:		REP. OF SOLID WASTE DEPT.	11-7-02	125P
ACCEPTED BY:		REP. OF COMMON CARRIER	11-7-02	125P
RELINQUISHED BY:		REP. OF COMMON CARRIER		
ACCEPTED BY:		REP. OF CONTRACT LAB.	11/8/02	900

COMMON CARRIER UTILIZED: GREYHOUND BUS LINES OTHER: _____

COMMENT`S: _____

02410240-4

HILLSBOROUGH COUNTY DEPT. OF SOLID WASTE
COC SHEET SOUTHEAST LANDFILL WELL MONITORING PROGRAM

PRECLEANED SAMPLE CONTAINERS:		DATE	TIME
RELINQUISHED BY:	REP. OF CONTRACT LAB.	10-31-02	17:40
ACCEPTED BY:	REP. OF COMMON CARRIER	10-31-02	17:40
RELINQUISHED BY:	REP. OF COMMON CARRIER	11-1-02	305P
ACCEPTED BY:	REP. OF SOLID WASTE DEPT.	11-1-02	305P

LOCATION: MCBRIDE SAMPLE MATRIX: WATER OTHER MATRIX:
PERSONAL ENGAGED IN SAMPLE COLLECTION:

WELL VOLUME TO PURGE: 15 MIN: PURGE STARTED: DATE 11-7-02 TIME 1015A
ACTUAL PURGE TIME: 22 MIN:

FIELD PARAMETERS:

BY	TIME	TEMP	COND (umhos/cm)	PH	DO	TURB
	1030A	20.3	365	7.54	========	========
	1035A	20.1	367	7.54	1.87 mg/L	08.4 NTU

COLORS & SHEENS: YES NO ✓

CONTAINER CODE:

NO. COL.	TYPE	PRESERVATIVE	CONTAINER TYPE	COLLECTED DATE	COLLECTED TIME
	BACTERIA	NA2S2O3	NONE 125 ml. PLAST BAG		
2	EDB	NONE	2-40 mL. SEPTUM VIAL	11-7-02	1035A
1	GENERAL	NONE	500 ~~1000~~ ml. PLASTIC		
1	METALS	2 ml. HNO3	250 ~~500~~ ml. PLASTIC		
1	NUTRIENTS	2 ml. H2SO4	250 ml. PLASTIC		
	ORGANICS	NONE	1 ltr. AMBER GLASS		
2	RADIOLOGY	5 ml. HNO3	2-1 ltr. PLASTIC		
3	VOC	1:1 HCL	3-40 ml. SEPTUM VIAL		

10 TOTAL No. OF SAMPLES COLLECTED:

ANALYSES REQUESTED:

CHLORIDES CONDUCTANCE IRON MERCURY NITRATE, PH SODIUM
TDS, TOTAL AMMONIA - N PARAMETERS LISTED IN 40 CFR PART 258, APPENDIX I
GROSS ALPHA (WHERE GROSS ALPHA EXCEEDS 5 Pci/L RUN RADIUM 226)

PRESERVED SAMPLES PH < 2.0 ✓ SAMPLE STORAGE: COOLER & ICE TO 4.0 c

ABOVE LISTED SAMPLES:		DATE	TIME
RELINQUISHED BY:	REP. OF SOLID WASTE DEPT.	11-7-02	125P
ACCEPTED BY:	REP. OF COMMON CARRIER	11-7-02	125P
RELINQUISHED BY:	REP. OF COMMON CARRIER		
ACCEPTED BY:	REP. OF CONTRACT LAB.	11/8/02	950

COMMON CARRIER UTILIZED: ~~GREYHOUND BUS LINES~~ OTHER:

COMMENT`S:

02110240-5

HILLSBOROUGH COUNTY DEPT. OF SOLID WASTE
COC SHEET SOUTHEAST LANDFILL WELL MONITORING PROGRAM

PRECLEANED SAMPLE CONTAINERS:

			DATE	TIME
RELINQUISHED BY:		REP. OF CONTRACT LAB.	10-31-02	17:40
ACCEPTED BY:		REP. OF COMMON CARRIER	10-31-02	17:40
RELINQUISHED BY:		REP. OF COMMON CARRIER	11-1-02	305P
ACCEPTED BY:		REP. OF SOLID WASTE DEPT.	11-1-02	305P

LOCATION: WEEKS SAMPLE MATRIX: WATER OTHER MATRIX:
PERSONAL ENGAGED IN SAMPLE COLLECTION:

WELL VOLUME TO PURGE: 15 MIN: PURGE STARTED: DATE 11-7-02 TIME 1220P
ACTUAL PURGE TIME: 22 MIN:

FIELD PARAMETERS:

BY	TIME	TEMP	COND (umhos/cm)	PH	DO	TURB
	1235P	20.0	542	7.13	========	========
	1240P	20.1	546	7.15	1.99 MG/L	02.8 NTU

COLORS & SHEENS: YES NO ✓

CONTAINER CODE:

NO. COL.	TYPE	PRESERVATIVE	CONTAINER TYPE	COLLECTED DATE	COLLECTED TIME
	BACTERIA	NA2S2O3	125 ml. POLY BAG		
2	EDB	NONE	2-40 ml. SEPTUM VIAL	11-7-02	1243P
1	GENERAL	NONE	500 ~~1000~~ ml. PLASTIC		
1	METALS	2 ml. HNO3	250 ~~500~~ ml. PLASTIC		
1	NUTRIENTS	2 ml. H2SO4	250 ml. PLASTIC		
	ORGANICS	NONE	1 ltr. AMBER GLASS		
2	RADIOLOGY	5 ml. HNO3	2-1 ltr. PLASTIC		
3	VOC	1:1 HCL	3-40 ml. SEPTUM VIAL	✓	✓

10 TOTAL No. OF SAMPLES COLLECTED:

ANALYSES REQUESTED:

CHLORIDES CONDUCTANCE IRON MERCURY NITRATE, PH SODIUM
TDS, TOTAL AMMONIA - N PARAMETERS LISTED IN 40 CFR PART 258, APPENDIX I
GROSS ALPHA (WHERE GROSS ALPHA EXCEEDS 5 Pci/L RUN RADIUM 226)

PRESERVED SAMPLES PH < 2.0 ✓ SAMPLE STORAGE: COOLER & ICE TO 4.0 c

ABOVE LISTED SAMPLES:			DATE	TIME
RELINQUISHED BY:		REP. OF SOLID WASTE DEPT.	11-7-02	125P
ACCEPTED BY:		REP. OF COMMON CARRIER	11-7-02	125P
RELINQUISHED BY:		REP. OF COMMON CARRIER		
ACCEPTED BY:		REP. OF CONTRACT LAB.	11/8/02	950

COMMON CARRIER UTILIZED: GREYHOUND BUS LINES OTHER:

COMMENT`S:

02110240-5

Analytical Results from Private Well Samples at the Southeast Landfill
May 15, 2002

D.E.P.
AUG 15 2002
Southwest District Tampa

GENERAL (mg/l)	Private Wells				(MCL) STANDARD
PARAMETERS	Weeks	Holland	McBride	Barnes	F.A.C. 62-550
conductivity (umhos/cm) (field)	540	410	360	360	NS
pH (field)	7.10	7.00	7.60	7.40	(6.5 - 8.5)**
total dissolved solids (mg/l)	350	270	230	210	500**
temperature (°C) (field)	23	23	24.0	26	NS
turbidity (NTU) (field)	3.10	3.50	0.90	2.90	NS 20
chloride (mg/l)	24	20	7.7	9.5	250**
ammonia nitrogen (mg/l as N)	0.15	0.087	0.23	0.071	NS
nitrate (mg/l as N) 0.05	BDL	BDL	BDL	0.10	10*
dissolved oxygen (mg/l) (field)	1.2	0.98	2.1	2.4	NS 2
total alpha (pCi/l)	7.1	1.6	2.4	1.7	15*
radium 226 (pCi/l)	5.2	NA	NA	NA	5*
	Private Wells				(MCL) STANDARD
Metals: (mg/l)	Weeks	Holland	McBride	Barnes	F.A.C. 62-550
iron 0.04	0.590	1.600	BDL	BDL	0.3**
chromium 0.005	BDL	BDL	BDL	BDL	0.2
copper 0.01	0.015	BDL	BDL	BDL	1**
barium 0.01	BDL	BDL	BDL	0.011	2*
arsenic 0.005	BDL	BDL	BDL	BDL	0.05*
lead 0.005	0.0058	BDL	BDL	BDL	0.015*
sodium 0.5	8.4	5.3	7.9	7.9	160*
mercury 0.0002	BDL	BDL	BDL	BDL	0.002
zinc 0.02	0.160	0.230	BDL	0.066	5**
Organics: (µg/l)					
E.P.A. Methods 8260	Private Wells				(MCL) STANDARD
Organic Parameters Detected	Weeks	Holland	McBride	Barnes	F.A.C. 62-550
1,1-dichloroethene 1	BDL	BDL	BDL	BDL	7*

Notes: Reference Groundwater Guidance Concentrations, FDEP June 1994
NS=NO STANDARD
MCL=MAXIMUM CONTAMINANT LEVEL
BDL=BELOW DETECTION LIMIT
ND=NO SURVEY DATA AVAILABLE
*=DENOTES PRIMARY DRINKING WATER STANDARD
**=DENOTES SECONDARY DRINKING WATER STANDARD
7.10 EXCEEDS STANDARDS
NTU=NEPHELOMETRIC TURBIDITY UNITS
pCi/l=PICOCURIES PER LITER
ug/l=MICROGRAMS PER LITER
mg/l=MILLIGRAMS PER LITER
(-)=indicates that the sample was not analyzed for this parameter

received 8-15-02
JR 12-15-03

Prepared by: Kim Byer
QC'd: James Clayton
FinalQC: David Adams, P.G.

D.E.P.
AUG 1 5 2002
Southwest District Tampa

BOARD OF COUNTY COMMISSIONERS
Stacey L. Easterling
Pat Frank
Chris Hart
Jim Norman
Jan K. Platt
Thomas Scott
Ronda Storms

Hillsborough County
Florida

Office of the County Administrator
Daniel A. Kleman

Deputy County Administrator
Patricia Bean

Assistant County Administrators
Kathy C. Harris
Edwin J. Hunzeker

August 2, 2002

Mr. John Morris, P.G.
Department of Environmental Protection
Waste Management Section
3804 Coconut Palm Drive
Tampa, FL 33619-8318

RE: **Southeast County Landfill Private Wells**
Analytical Data Report

Dear Mr. Morris

The Hillsborough County Solid Waste Management Department (SWMD) is pleased to provide the analytical data for the quarterly water quality monitoring of four domestic supply wells in the vicinity of the Southeast County Landfill. Samples were collected on May 15, 2002 by the SWMD, and analyzed by Elab, Inc. An analytical data summary table is enclosed for your review.

If you have any questions or comments on this information, please call me at 276-2944.

Sincerely,

David S. Adams, P.G. 8/12/02
Environmental Manager
Solid Waste Management Department

DAVID S. ADAMS LICENSE № 1827 STATE OF FLORIDA PROFESSIONAL GEOLOGIST

Enclosures

xc: Thomas G. Smith, Solid Waste Management Department
Patricia Berry, Solid Waste Management Department
Matt Mathews, Solid Waste Management Department
Chongman Lee, Department of Environmental Protection
Jay P. McMahan, P.E., General Manager, Waste Management, Southeast Landfill
Sheree Henninger, Waste Management Southeast Landfill
Irene Barnes, Southeast Hillsborough Civic Association
Paul Schipfer, EPC
Larry Ruiz, SCS Engineers

Analytical Results from Private Well Samples at the Southeast Landfill
May 15, 2002

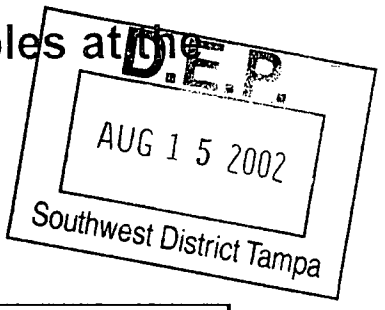

GENERAL (mg/l)	Private Wells				(MCL) STANDARD
PARAMETERS	Weeks	Holland	McBride	Barnes	F.A.C. 62-550
conductivity (umhos/cm) (field)	540	410	360	360	NS
pH (field)	7.10	7.00	7.60	7.40	(6.5 - 8.5)**
total dissolved solids (mg/l)	350	270	230	210	500**
temperature (°C) (field)	23	23	24.0	26	NS
turbidity (NTU) (field)	3.10	3.50	0.90	2.90	NS
chloride (mg/l)	24	20	7.7	9.5	250**
ammonia nitrogen (mg/l as N)	0.15	0.087	0.23	0.071	NS
nitrate (mg/l as N)	BDL	BDL	BDL	0.10	10*
dissolved oxygen (mg/l) (field)	1.2	0.98	2.1	2.4	NS
total alpha (pCi/l)	7.1	1.6	2.4	1.7	15*
radium 226 (pCi/l)	5.2	NA	NA	NA	5*
	Private Wells				(MCL) STANDARD
Metals: (mg/l)	Weeks	Holland	McBride	Barnes	F.A.C. 62-550
iron	0.590	1.600	BDL	BDL	0.3**
chromium	BDL	BDL	BDL	BDL	0.2
copper	0.015	BDL	BDL	BDL	1**
barium	BDL	BDL	BDL	0.011	2*
arsenic	BDL	BDL	BDL	BDL	0.05*
lead	0.0058	BDL	BDL	BDL	0.015*
sodium	8.4	5.3	7.9	7.9	160*
mercury	BDL	BDL	BDL	BDL	0.002
zinc	0.160	0.230	BDL	0.066	5**
Organics: (µg/l)					
E.P.A. Methods 8260	Private Wells				(MCL) STANDARD
Organic Parameters Detected	Weeks	Holland	McBride	Barnes	F.A.C. 62-550
1,1-dichloroethene	BDL	BDL	BDL	BDL	7*

Notes: Reference Groundwater Guidance Concentrations, FDEP June 1994

NS=NO STANDARD

MCL=MAXIMUM CONTAMINANT LEVEL

BDL=BELOW DETECTION LIMIT

ND=NO SURVEY DATA AVAILABLE

*=DENOTES PRIMARY DRINKING WATER STANDARD

**=DENOTES SECONDARY DRINKING WATER STANDARD

7.10 EXCEEDS STANDARDS

NTU=NEPHELOMETRIC TURBIDITY UNITS

pCi/l=PICOCURIES PER LITER

ug/l=MICROGRAMS PER LITER

mg/l=MILLIGRAMS PER LITER

(-)=indicates that the sample was not analyzed for this parameter

Prepared by: Kim Byer
QC'd: James Clayton
FinalQC: David Adams, P.G.

g\everyone\adams\excel\main\self\wq\self-8-01-pw.xls

BOARD OF COUNTY COMMISSIONERS
Stacey L. Easterling
Pat Frank
Chris Hart
Jim Norman
Jan K. Platt
Thomas Scott
Ronda Storms

Hillsborough County
Florida

Office of the County Administrator
Daniel A. Kleman

Deputy County Administrator
Patricia Bean

Assistant County Administrators
Kathy C. Harris
Edwin J. Hunzeker

August 2, 2002

Ms. Irene Barnes
Southeast Hillsborough Civic Association, Inc.
P.O. Box 108
Lithia, FL 33547

Subject: Domestic Supply Wells in the vicinity of the Southeast County Landfill
Analytical Data Report

Dear Ms. Barnes:

The Hillsborough County Solid Waste Management Department (SWMD) is pleased to provide the analytical data from of the four domestic supply wells in the vicinity of the Southeast County Landfill. The sampling was conducted on May 15, 2002.

If you or any member of SEHCA have any questions concerning the analyses, please call me at 276-2955, or David Adams at 276-2944.

Sincerely,

Kim Byer
Hydrologist
Solid Waste Management Department

Enclosures

xc: Thomas G. Smith, Solid Waste Management Department
Patricia Berry, Solid Waste Management Department
David S. Adams, P.G., Solid Waste Management Department

BOARD OF COUNTY COMMISSIONERS
Stacey L. Easterling
Pat Frank
Chris Hart
Jim Norman
Jan K. Platt
Thomas Scott
Ronda Storms

Hillsborough County
Florida

Office of the County Administrator
Daniel A. Kleman
August 2, 2002

D.E.P.
AUG 15 2002
Southwest District Tampa

Deputy County Administrator
Patricia Bean

Assistant County Administrators
Kathy C. Harris
Edwin J. Hunzeker

Mr. Howard Barnes
P.O. Box 108
Lithia, FL 33547

Subject: Analytical Data
Domestic Supply Well
121 Carter Road

Dear Mr. Barnes:

The Hillsborough County Solid Waste Management Department (SWMD) is pleased to provide the analytical data for your domestic supply well which was sampled on May 15, 2002. The results are within Florida Primary and Secondary Drinking Water Standards (FAC Ch 62-550.310-320) for the parameters tested.

If you have any questions on the analysis, you may call me at 276-2955. Thank you for permission to test this well.

Sincerely,

Kim Byer
Hydrologist
Solid Waste Management Department

kab

Enclosures

xc: Thomas G. Smith, Solid Waste Management Department
Patricia Berry, Solid Waste Management Department
David S. Adams, P.G., Solid Waste Management Department
Matt Matthews, Solid Waste Management Department
Irene Barnes, Southeast Hillsborough Civic Association
Jordan Lewis, Hillsborough County Health Department
Paul Schipfer, Environmental Protection Commission

BOARD OF COUNTY COMMISSIONERS
Stacey L. Easterling
Pat Frank
Chris Hart
Jim Norman
Jan K. Platt
Thomas Scott
Ronda Storms

Hillsborough County
Florida

Office of the County Administrator
Daniel A. Kleman

Deputy County Administrator
Patricia Bean

Assistant County Administrators
Kathy C. Harris
Edwin J. Hunzeker

August 2, 2002

Mr. Tom Holland
121 Carter Road
Lithia, FL 33547

Subject: Analytical Data
Domestic Supply Well
121 Carter Road

Dear Mr. Holland:

The Hillsborough County Solid Waste Management Department (SWMD) is pleased to provide the analytical data for your domestic supply well which was sampled on May 15, 2002. Iron was observed at concentration of 1.60 mg/l which is in exceedance of the Florida Secondary Standard (FAC Ch 62-550.310) of 0.30 mg/l. All other results are within standards for the parameters tested.

For health effects information you may call the Hillsborough County Health Department at (813) 307-8001. If you have any questions on the analysis, you may call me at 276-2955. Thank you for your permission to test this well.

Sincerely,

Kim Byer
Hydrologist
Solid Waste Management Department

Enclosures

xc: Thomas G. Smith, Solid Waste Management Department
Patricia Berry, Solid Waste Management Department
David S. Adams, P.G., Solid Waste Management Department
Matt Matthews, Solid Waste Management Department
Irene Barnes, Southeast Hillsborough Civic Association
Jordan Lewis, Hillsborough County Health Department
Paul Schipfer, Environmental Protection Commission

BOARD OF COUNTY COMMISSIONERS
Stacey L. Easterling
Pat Frank
Chris Hart
Jim Norman
Jan K. Platt
Thomas Scott
Ronda Storms

Hillsborough County
Florida

Office of the County Administrator
Daniel A. Kleman

Deputy County Administrator
Patricia Bean

Assistant County Administrators
Kathy C. Harris
Edwin J. Hunzeker

August 2, 2002

Mr. Ellis McBride
16517 C.R. 672
Lithia, FL 33547

Subject: Analytical Data
Domestic Supply Well
16517 C.R. 672

Dear Mr. McBride:

The Hillsborough County Solid Waste Management Department (SWMD) is pleased to provide the analytical data for your domestic supply well which was sampled on May 15, 2002. All results are within Florida Primary and Secondary Drinking Water Standards (FAC Ch 62-550.310-320) for the parameters tested.

If you have any questions on the analysis, you may call me at 276-2955. Thank you for your permission to test this well.

Sincerely,

Kim Byer
Hydrologist
Solid Waste Management Department

Enclosures
xc: Thomas G. Smith, Solid Waste Management Department
Patricia Berry, Solid Waste Management Department
David S. Adams, P.G., Solid Waste Management Department
Matt Matthews, Solid Waste Management Department
Irene Barnes, Southeast Hillsborough Civic Association
Jordan Lewis, Hillsborough County Health Department
Paul Schipfer, Environmental Protection Commission

BOARD OF COUNTY COMMISSIONERS
Stacey L. Easterling
Pat Frank
Chris Hart
Jim Norman
Jan K. Platt
Thomas Scott
Ronda Storms

Hillsborough County
Florida

Office of the County Administrator
Daniel A. Kleman

Deputy County Administrator
Patricia Bean

Assistant County Administrators
Kathy C. Harris
Edwin J. Hunzeker

August 2, 2002

Mr. & Ms. Harold Weeks
116 Wendel Ave.
Lithia, FL 33547

Subject: Analytical Data
Domestic Supply Well
116 Wendel Ave.

Dear Mr. & Ms. Weeks:

The Hillsborough County Solid Waste Management Department (SWMD) is pleased to provide the analytical data for your domestic supply well which was sampled on May 15, 2002. Radium 226 and Iron were observed at concentrations of 5.2 pCi/l and 0.590 mg/l respectively. These values exceed the Florida Primary and Secondary Standards (FAC Ch 62-550.310-320) of 5 pCi/l and 0.30 mg/l respectively. All other results are within standards for the parameters tested

For health effects information you may call the Hillsborough Health Department at (813) 307-8001. If you have any questions on the analysis, you may call me at 276-2955. Thank you for your permission to test this well.

Sincerely,

Kim Byer
Hydrologist
Solid Waste Management Department

Enclosures
xc: Thomas G. Smith, Solid Waste Management Department
Patricia Berry, Solid Waste Management Department
David S. Adams, P.G., Solid Waste Management Department
Matt Matthews, Solid Waste Management Department
Irene Barnes, Southeast Hillsborough Civic Association
Jordan Lewis, Hillsborough County Health Department
Paul Schipfer, Environmental Protection Commission

Southeast Landfill Well Monitoring Program

PARAMETER MONITORING REPORT

Ground Water (Rule 62-520.400,.420, .460)

Surface Water (Rule 62-302.500, .510, .503)

Leachate (Rule 62-701.510)

ELAB Submission Number: F02050513

Sample Number: F02050513-006

Facility WACS:	Southeast Landfill	**Sample Date/Time:**	5/15/02 10:28:00 AM
Well/Sampling Point WACS:	Weeks	**Report Period:**	May 2002
Well/Sampling Point Name:	Weeks	**Well Purged:**	YES
Classification of Groundwater:	G-II	**Well Type:**	
Ground Water Elevation: (NGVD):			

Storet Code	Parameter Monitored	Sampling Method	Filtered Y/N	Analysis Method	Analysis Date	Analysis Result	Units	Detection Limits
	FIELD							
00094	Conductivity	Grab	N	E120.1	5/15/02	540	umhos/c	0
00406	pH	Grab	N	E150.1	5/15/02	7.1	S.U.	0
00010	Temperature	Grab	N	E170.1	5/15/02	23	deg C	0
82078	Turbidity	Grab	N	E180.1	5/15/02	3.1	NTU	0
00299	Dissolved Oxygen	Grab	N	E360.1	5/15/02	1.2	mg/L	0
	INORGANICS							
00095	Conductance, Specific	Grab	N	E120.1	5/16/02	550	µmhos/c	0.100
00403	pH	Grab	N	E150.1	5/16/02	7.34	pH units	0
70300	Solids, Total Dissolved (Residue, F	Grab	N	E160.1	5/20/02	350	mg/L	5.0
00940	Chloride	Grab	N	E300.0	5/16/02	24	mg/L	0.50
00620	Nitrogen, Nitrate	Grab	N	E300.0	5/16/02	ND	mg/L	0.050
00610	Nitrogen, Ammonia (As N)	Grab	N	E350.1	5/22/02	0.15	mg/L	0.050
	METALS							
01097	Antimony	Grab	N	SW6010	5/17/02	ND	µg/L	5.0
01002	Arsenic	Grab	N	SW6010	5/17/02	ND	µg/L	5.0
01007	Barium	Grab	N	SW6010	5/17/02	ND	µg/L	10
01012	Beryllium	Grab	N	SW6010	5/17/02	ND	µg/L	1.0
01027	Cadmium	Grab	N	SW6010	5/17/02	ND	µg/L	1.0
01034	Chromium	Grab	N	SW6010	5/17/02	ND	µg/L	5.0
01037	Cobalt	Grab	N	SW6010	5/17/02	ND	µg/L	10
01042	Copper	Grab	N	SW6010	5/17/02	15	µg/L	10
01045	Iron	Grab	N	SW6010	5/17/02	590	µg/L	40
01051	Lead	Grab	N	SW6010	5/17/02	5.8	µg/L	5.0
01067	Nickel	Grab	N	SW6010	5/17/02	ND	µg/L	10
01147	Selenium	Grab	N	SW6010	5/17/02	ND	µg/L	5.0
01077	Silver	Grab	N	SW6010	5/17/02	ND	µg/L	10
00929	Sodium	Grab	N	SW6010	5/17/02	8400	µg/L	500
01087	Vanadium	Grab	N	SW6010	5/17/02	ND	µg/L	10
01092	Zinc	Grab	N	SW6010	5/17/02	160	µg/L	20
71900	Mercury	Grab	N	SW7470	5/17/02	ND	µg/L	0.20
01059	Thallium	Grab	N	SW7841	5/21/02	ND	µg/L	1.0

Qualifiers: ND - The analyte was analyzed for but not detected above the reported sample quantitation limit

Southeast Landfill Well Monitoring Program

PARAMETER MONITORING REPORT

Ground Water (Rule 62-520.400,.420, .460)

Surface Water (Rule 62-302.500, .510, .503)

Leachate (Rule 62-701.510)

ELAB Submission Number: F02050513

Sample Number: F02050513-006

Facility WACS:	Southeast Landfill	**Sample Date/Time:**	5/15/02 10:28:00 AM
Well/Sampling Point WACS:	Weeks	**Report Period:**	May 2002
Well/Sampling Point Name:	Weeks	**Well Purged:**	YES
Classification of Groundwater:	G-II	**Well Type:**	
Ground Water Elevation: (NGVD):			

Storet Code	Parameter Monitored	Sampling Method	Filtered Y/N	Analysis Method	Analysis Date	Analysis Result	Units	Detection Limits
	ORGANICS							
49146	1,2-Dibromo-3-chloropropane	Grab	N	SW8011	5/17/02	ND	µg/L	0.020
77651	Ethylene Dibromide	Grab	N	SW8011	5/17/02	ND	µg/L	0.010
81552	Acetone	Grab	N	SW8260	5/22/02	ND	µg/L	10
34215	Acrylonitrile	Grab	N	SW8260	5/22/02	ND	µg/L	1.0
78124	Benzene	Grab	N	SW8260	5/22/02	ND	µg/L	1.0
73085	Bromochloromethane	Grab	N	SW8260	5/22/02	ND	µg/L	1.0
32101	Bromodichloromethane	Grab	N	SW8260	5/22/02	ND	µg/L	0.60
32104	Bromoform	Grab	N	SW8260	5/22/02	ND	µg/L	1.0
30202	Bromomethane	Grab	N	SW8260	5/22/02	ND	µg/L	1.0
81595	2-Butanone	Grab	N	SW8260	5/22/02	ND	µg/L	10
77041	Carbon disulfide	Grab	N	SW8260	5/22/02	ND	µg/L	1.0
32102	Carbon tetrachloride	Grab	N	SW8260	5/22/02	ND	µg/L	1.0
34301	Chlorobenzene	Grab	N	SW8260	5/22/02	ND	µg/L	1.0
34311	Chloroethane	Grab	N	SW8260	5/22/02	ND	µg/L	1.0
32106	Chloroform	Grab	N	SW8260	5/22/02	ND	µg/L	1.0
30201	Chloromethane	Grab	N	SW8260	5/22/02	ND	µg/L	1.0
32105	Dibromochloromethane	Grab	N	SW8260	5/22/02	ND	µg/L	0.40
81522	Dibromomethane	Grab	N	SW8260	5/22/02	ND	µg/L	1.0
73547	trans-1,4-Dichloro-2-butene	Grab	N	SW8260	5/22/02	ND	µg/L	10
34536	1,2-Dichlorobenzene	Grab	N	SW8260	5/22/02	ND	µg/L	1.0
34571	1,4-Dichlorobenzene	Grab	N	SW8260	5/22/02	ND	µg/L	1.0
34496	1,1-Dichloroethane	Grab	N	SW8260	5/22/02	ND	µg/L	1.0
34531	1,2-Dichloroethane	Grab	N	SW8260	5/22/02	ND	µg/L	1.0
34501	1,1-Dichloroethene	Grab	N	SW8260	5/22/02	ND	µg/L	1.0
77093	cis-1,2-Dichloroethene	Grab	N	SW8260	5/22/02	ND	µg/L	1.0
34546	trans-1,2-Dichloroethene	Grab	N	SW8260	5/22/02	ND	µg/L	1.0
34541	1,2-Dichloropropane	Grab	N	SW8260	5/22/02	ND	µg/L	1.0
34704	cis-1,3-Dichloropropene	Grab	N	SW8260	5/22/02	ND	µg/L	0.20
34561	trans-1,3-Dichloropropene	Grab	N	SW8260	5/22/02	ND	µg/L	0.20
34371	Ethylbenzene	Grab	N	SW8260	5/22/02	ND	µg/L	1.0
77103	2-Hexanone	Grab	N	SW8260	5/22/02	ND	µg/L	10
77424	Iodomethane	Grab	N	SW8260	5/22/02	ND	µg/L	1.0

Qualifiers: ND - The analyte was analyzed for but not detected above the reported sample quantitation limit

Southeast Landfill Well Monitoring Program

PARAMETER MONITORING REPORT

Ground Water (Rule 62-520.400,.420, .460)

Surface Water (Rule 62-302.500, .510, .503)

Leachate (Rule 62-701.510)

ELAB Submission Number: F02050513

Sample Number: F02050513-006

Facility WACS:	Southeast Landfill	**Sample Date/Time:**	5/15/02 10:28:00 AM
Well/Sampling Point WACS:	Weeks	**Report Period:**	May 2002
Well/Sampling Point Name:	Weeks	**Well Purged:**	YES
Classification of Groundwater:	G-II	**Well Type:**	
Ground Water Elevation: (NGVD):			

Storet Code	Parameter Monitored	Sampling Method	Filtered Y/N	Analysis Method	Analysis Date	Analysis Result	Units	Detection Limits
78133	4-Methyl-2-pentanone	Grab	N	SW8260	5/22/02	ND	µg/L	10
34423	Methylene chloride	Grab	N	SW8260	5/22/02	ND	µg/L	5.0
77128	Styrene	Grab	N	SW8260	5/22/02	ND	µg/L	1.0
73652	1,1,1,2-Tetrachloroethane	Grab	N	SW8260	5/22/02	ND	µg/L	1.0
34516	1,1,2,2-Tetrachloroethane	Grab	N	SW8260	5/22/02	ND	µg/L	0.20
34475	Tetrachloroethene	Grab	N	SW8260	5/22/02	ND	µg/L	1.0
78131	Toluene	Grab	N	SW8260	5/22/02	ND	µg/L	1.0
34506	1,1,1-Trichloroethane	Grab	N	SW8260	5/22/02	ND	µg/L	1.0
34511	1,1,2-Trichloroethane	Grab	N	SW8260	5/22/02	ND	µg/L	1.0
39180	Trichloroethene	Grab	N	SW8260	5/22/02	ND	µg/L	1.0
34488	Trichlorofluoromethane	Grab	N	SW8260	5/22/02	ND	µg/L	1.0
77443	1,2,3-Trichloropropane	Grab	N	SW8260	5/22/02	ND	µg/L	0.20
77057	Vinyl acetate	Grab	N	SW8260	5/22/02	ND	µg/L	2.0
39175	Vinyl chloride	Grab	N	SW8260	5/22/02	ND	µg/L	1.0
81551	Xylenes, Total	Grab	N	SW8260	5/22/02	ND	µg/L	1.0
	RADIOLOGICALS							
	Alpha, Gross	Grab	N	E900.0	5/29/02	7.1+/-1.4	pci/L	1.2
	Radium-226	Grab	N	E903.1	6/7/02	5.2+/-0.4	pci/L	0.20
	Radium-228	Grab	N	RA05	6/7/02	1.5+/-0.6	pci/L	0.90

Qualifiers: ND - The analyte was analyzed for but not detected above the reported sample quantitation limit

Southeast Landfill Well Monitoring Program

PARAMETER MONITORING REPORT

Ground Water (Rule 62-520.400,.420, .460)

Surface Water (Rule 62-302.500, .510, .503)

Leachate (Rule 62-701.510)

ELAB Submission Number: F02050513

Sample Number: F02050513-004

Facility WACS:	Southeast Landfill	**Sample Date/Time:**	5/15/02 9:53:00 AM
Well/Sampling Point WACS:	Holland	**Report Period:**	May 2002
Well/Sampling Point Name:	Holland	**Well Purged:**	YES
Classification of Groundwater:	G-II	**Well Type:**	
Ground Water Elevation: (NGVD):			

Storet Code	Parameter Monitored	Sampling Method	Filtered Y/N	Analysis Method	Analysis Date	Analysis Result	Units	Detection Limits
	FIELD							
00094	Conductivity	Grab	N	E120.1	5/15/02	410	umhos/c	0
00406	pH	Grab	N	E150.1	5/15/02	7.0	S.U.	0
00010	Temperature	Grab	N	E170.1	5/15/02	23	deg C	0
82078	Turbidity	Grab	N	E180.1	5/15/02	3.5	NTU	0
00299	Dissolved Oxygen	Grab	N	E360.1	5/15/02	0.98	mg/L	0
	INORGANICS							
00095	Conductance, Specific	Grab	N	E120.1	5/16/02	445	µmhos/c	0.100
00403	pH	Grab	N	E150.1	5/16/02	7.30	pH units	0
70300	Solids, Total Dissolved (Residue, F	Grab	N	E160.1	5/20/02	270	mg/L	5.0
00940	Chloride	Grab	N	E300.0	5/16/02	20	mg/L	0.50
00620	Nitrogen, Nitrate	Grab	N	E300.0	5/16/02	ND	mg/L	0.050
00610	Nitrogen, Ammonia (As N)	Grab	N	E350.1	5/22/02	0.087	mg/L	0.050
	METALS							
01097	Antimony	Grab	N	SW6010	5/17/02	ND	µg/L	5.0
01002	Arsenic	Grab	N	SW6010	5/17/02	ND	µg/L	5.0
01007	Barium	Grab	N	SW6010	5/17/02	ND	µg/L	10
01012	Beryllium	Grab	N	SW6010	5/17/02	ND	µg/L	1.0
01027	Cadmium	Grab	N	SW6010	5/17/02	ND	µg/L	1.0
01034	Chromium	Grab	N	SW6010	5/17/02	ND	µg/L	5.0
01037	Cobalt	Grab	N	SW6010	5/17/02	ND	µg/L	10
01042	Copper	Grab	N	SW6010	5/17/02	ND	µg/L	10
01045	Iron	Grab	N	SW6010	5/17/02	1600	µg/L	40
01051	Lead	Grab	N	SW6010	5/17/02	ND	µg/L	5.0
01067	Nickel	Grab	N	SW6010	5/17/02	ND	µg/L	10
01147	Selenium	Grab	N	SW6010	5/17/02	ND	µg/L	5.0
01077	Silver	Grab	N	SW6010	5/17/02	ND	µg/L	10
00929	Sodium	Grab	N	SW6010	5/17/02	5300	µg/L	500
01087	Vanadium	Grab	N	SW6010	5/17/02	ND	µg/L	10
01092	Zinc	Grab	N	SW6010	5/17/02	230	µg/L	20
71900	Mercury	Grab	N	SW7470	5/17/02	ND	µg/L	0.20
01059	Thallium	Grab	N	SW7841	5/21/02	ND	µg/L	1.0

Qualifiers: ND - The analyte was analyzed for but not detected above the reported sample quantitation limit

Southeast Landfill Well Monitoring Program

PARAMETER MONITORING REPORT

Ground Water (Rule 62-520.400,.420, .460)

Surface Water (Rule 62-302.500, .510, .503)

Leachate (Rule 62-701.510)

ELAB Submission Number: F02050513

Sample Number: F02050513-004

Facility WACS:	Southeast Landfill	**Sample Date/Time:**	5/15/02 9:53:00 AM
Well/Sampling Point WACS:	Holland	**Report Period:**	May 2002
Well/Sampling Point Name:	Holland	**Well Purged:**	YES
Classification of Groundwater:	G-II	**Well Type:**	
Ground Water Elevation: (NGVD):			

Storet Code	Parameter Monitored	Sampling Method	Filtered Y/N	Analysis Method	Analysis Date	Analysis Result	Units	Detection Limits
	ORGANICS							
49146	1,2-Dibromo-3-chloropropane	Grab	N	SW8011	5/17/02	ND	µg/L	0.020
77651	Ethylene Dibromide	Grab	N	SW8011	5/17/02	ND	µg/L	0.010
81552	Acetone	Grab	N	SW8260	5/22/02	ND	µg/L	10
34215	Acrylonitrile	Grab	N	SW8260	5/22/02	ND	µg/L	1.0
78124	Benzene	Grab	N	SW8260	5/22/02	ND	µg/L	1.0
73085	Bromochloromethane	Grab	N	SW8260	5/22/02	ND	µg/L	1.0
32101	Bromodichloromethane	Grab	N	SW8260	5/22/02	ND	µg/L	0.60
32104	Bromoform	Grab	N	SW8260	5/22/02	ND	µg/L	1.0
30202	Bromomethane	Grab	N	SW8260	5/22/02	ND	µg/L	1.0
81595	2-Butanone	Grab	N	SW8260	5/22/02	ND	µg/L	10
77041	Carbon disulfide	Grab	N	SW8260	5/22/02	ND	µg/L	1.0
32102	Carbon tetrachloride	Grab	N	SW8260	5/22/02	ND	µg/L	1.0
34301	Chlorobenzene	Grab	N	SW8260	5/22/02	ND	µg/L	1.0
34311	Chloroethane	Grab	N	SW8260	5/22/02	ND	µg/L	1.0
32106	Chloroform	Grab	N	SW8260	5/22/02	ND	µg/L	1.0
30201	Chloromethane	Grab	N	SW8260	5/22/02	ND	µg/L	1.0
32105	Dibromochloromethane	Grab	N	SW8260	5/22/02	ND	µg/L	0.40
81522	Dibromomethane	Grab	N	SW8260	5/22/02	ND	µg/L	1.0
73547	trans-1,4-Dichloro-2-butene	Grab	N	SW8260	5/22/02	ND	µg/L	10
34536	1,2-Dichlorobenzene	Grab	N	SW8260	5/22/02	ND	µg/L	1.0
34571	1,4-Dichlorobenzene	Grab	N	SW8260	5/22/02	ND	µg/L	1.0
34496	1,1-Dichloroethane	Grab	N	SW8260	5/22/02	ND	µg/L	1.0
34531	1,2-Dichloroethane	Grab	N	SW8260	5/22/02	ND	µg/L	1.0
34501	1,1-Dichloroethene	Grab	N	SW8260	5/22/02	ND	µg/L	1.0
77093	cis-1,2-Dichloroethene	Grab	N	SW8260	5/22/02	ND	µg/L	1.0
34546	trans-1,2-Dichloroethene	Grab	N	SW8260	5/22/02	ND	µg/L	1.0
34541	1,2-Dichloropropane	Grab	N	SW8260	5/22/02	ND	µg/L	1.0
34704	cis-1,3-Dichloropropene	Grab	N	SW8260	5/22/02	ND	µg/L	0.20
34561	trans-1,3-Dichloropropene	Grab	N	SW8260	5/22/02	ND	µg/L	0.20
34371	Ethylbenzene	Grab	N	SW8260	5/22/02	ND	µg/L	1.0
77103	2-Hexanone	Grab	N	SW8260	5/22/02	ND	µg/L	10
77424	Iodomethane	Grab	N	SW8260	5/22/02	ND	µg/L	1.0

Qualifiers: ND - The analyte was analyzed for but not detected above the reported sample quantitation limit

Southeast Landfill Well Monitoring Program

PARAMETER MONITORING REPORT
Ground Water (Rule 62-520.400,.420, .460)
Surface Water (Rule 62-302.500, .510, .503)
Leachate (Rule 62-701.510)

ELAB Submission Number: F02050513
Sample Number: F02050513-004

Facility WACS:	Southeast Landfill	**Sample Date/Time:**	5/15/02 9:53:00 AM
Well/Sampling Point WACS:	Holland	**Report Period:**	May 2002
Well/Sampling Point Name:	Holland	**Well Purged:**	YES
Classification of Groundwater:	G-II	**Well Type:**	
Ground Water Elevation: (NGVD):			

Storet Code	Parameter Monitored	Sampling Method	Filtered Y/N	Analysis Method	Analysis Date	Analysis Result	Units	Detection Limits
78133	4-Methyl-2-pentanone	Grab	N	SW8260	5/22/02	ND	µg/L	10
34423	Methylene chloride	Grab	N	SW8260	5/22/02	ND	µg/L	5.0
77128	Styrene	Grab	N	SW8260	5/22/02	ND	µg/L	1.0
73652	1,1,1,2-Tetrachloroethane	Grab	N	SW8260	5/22/02	ND	µg/L	1.0
34516	1,1,2,2-Tetrachloroethane	Grab	N	SW8260	5/22/02	ND	µg/L	0.20
34475	Tetrachloroethene	Grab	N	SW8260	5/22/02	ND	µg/L	1.0
78131	Toluene	Grab	N	SW8260	5/22/02	ND	µg/L	1.0
34506	1,1,1-Trichloroethane	Grab	N	SW8260	5/22/02	ND	µg/L	1.0
34511	1,1,2-Trichloroethane	Grab	N	SW8260	5/22/02	ND	µg/L	1.0
39180	Trichloroethene	Grab	N	SW8260	5/22/02	ND	µg/L	1.0
34488	Trichlorofluoromethane	Grab	N	SW8260	5/22/02	ND	µg/L	1.0
77443	1,2,3-Trichloropropane	Grab	N	SW8260	5/22/02	ND	µg/L	0.20
77057	Vinyl acetate	Grab	N	SW8260	5/22/02	ND	µg/L	2.0
39175	Vinyl chloride	Grab	N	SW8260	5/22/02	ND	µg/L	1.0
81551	Xylenes, Total	Grab	N	SW8260	5/22/02	ND	µg/L	1.0
	RADIOLOGICALS							
	Alpha, Gross	Grab	N	E900.0	5/29/02	1.6+/-0.6	pci/L	0.60

Qualifiers: ND - The analyte was analyzed for but not detected above the reported sample quantitation limit

Southeast Landfill Well Monitoring Program

PARAMETER MONITORING REPORT

Ground Water (Rule 62-520.400,.420, .460)

Surface Water (Rule 62-302.500, .510, .503)

Leachate (Rule 62-701.510)

ELAB Submission Number: F02050513

Sample Number: F02050513-005

Facility WACS:	Southeast Landfill	**Sample Date/Time:**	5/15/02 11:53:00 AM
Well/Sampling Point WACS:	McBride	**Report Period:**	May 2002
Well/Sampling Point Name:	McBride	**Well Purged:**	YES
Classification of Groundwater:	G-II	**Well Type:**	
Ground Water Elevation: (NGVD):			

Storet Code	Parameter Monitored	Sampling Method	Filtered Y/N	Analysis Method	Analysis Date	Analysis Result	Units	Detection Limits
	FIELD							
00094	Conductivity	Grab	N	E120.1	5/15/02	360	umhos/c	0
00406	pH	Grab	N	E150.1	5/15/02	7.6	S.U.	0
00010	Temperature	Grab	N	E170.1	5/15/02	24	deg C	0
82078	Turbidity	Grab	N	E180.1	5/15/02	0.90	NTU	0
00299	Dissolved Oxygen	Grab	N	E360.1	5/15/02	2.1	mg/L	0
	INORGANICS							
00095	Conductance, Specific	Grab	N	E120.1	5/16/02	366	µmhos/c	0.100
00403	pH	Grab	N	E150.1	5/16/02	7.92	pH units	0
70300	Solids, Total Dissolved (Residue, F	Grab	N	E160.1	5/20/02	230	mg/L	5.0
00940	Chloride	Grab	N	E300.0	5/16/02	7.7	mg/L	0.50
00620	Nitrogen, Nitrate	Grab	N	E300.0	5/16/02	ND	mg/L	0.050
00610	Nitrogen, Ammonia (As N)	Grab	N	E350.1	5/22/02	0.23	mg/L	0.050
	METALS							
01097	Antimony	Grab	N	SW6010	5/17/02	ND	µg/L	5.0
01002	Arsenic	Grab	N	SW6010	5/17/02	ND	µg/L	5.0
01007	Barium	Grab	N	SW6010	5/17/02	ND	µg/L	10
01012	Beryllium	Grab	N	SW6010	5/17/02	ND	µg/L	1.0
01027	Cadmium	Grab	N	SW6010	5/17/02	ND	µg/L	1.0
01034	Chromium	Grab	N	SW6010	5/17/02	ND	µg/L	5.0
01037	Cobalt	Grab	N	SW6010	5/17/02	ND	µg/L	10
01042	Copper	Grab	N	SW6010	5/17/02	ND	µg/L	10
01045	Iron	Grab	N	SW6010	5/17/02	ND	µg/L	40
01051	Lead	Grab	N	SW6010	5/17/02	ND	µg/L	5.0
01067	Nickel	Grab	N	SW6010	5/17/02	ND	µg/L	10
01147	Selenium	Grab	N	SW6010	5/17/02	ND	µg/L	5.0
01077	Silver	Grab	N	SW6010	5/17/02	ND	µg/L	10
00929	Sodium	Grab	N	SW6010	5/17/02	7900	µg/L	500
01087	Vanadium	Grab	N	SW6010	5/17/02	ND	µg/L	10
01092	Zinc	Grab	N	SW6010	5/17/02	ND	µg/L	20
71900	Mercury	Grab	N	SW7470	5/17/02	ND	µg/L	0.20
01059	Thallium	Grab	N	SW7841	5/21/02	ND	µg/L	1.0

Qualifiers: ND - The analyte was analyzed for but not detected above the reported sample quantitation limit

Southeast Landfill Well Monitoring Program

PARAMETER MONITORING REPORT

Ground Water (Rule 62-520.400,.420, .460)

Surface Water (Rule 62-302.500, .510, .503)

Leachate (Rule 62-701.510)

ELAB Submission Number: F02050513

Sample Number: F02050513-005

Facility WACS:	Southeast Landfill	**Sample Date/Time:**	5/15/02 11:53:00 AM
Well/Sampling Point WACS:	McBride	**Report Period:**	May 2002
Well/Sampling Point Name:	McBride	**Well Purged:**	YES
Classification of Groundwater:	G-II	**Well Type:**	
Ground Water Elevation: (NGVD):			

Storet Code	Parameter Monitored	Sampling Method	Filtered Y/N	Analysis Method	Analysis Date	Analysis Result	Units	Detection Limits
	ORGANICS							
49146	1,2-Dibromo-3-chloropropane	Grab	N	SW8011	5/17/02	ND	µg/L	0.020
77651	Ethylene Dibromide	Grab	N	SW8011	5/17/02	ND	µg/L	0.010
81552	Acetone	Grab	N	SW8260	5/22/02	ND	µg/L	10
34215	Acrylonitrile	Grab	N	SW8260	5/22/02	ND	µg/L	1.0
78124	Benzene	Grab	N	SW8260	5/22/02	ND	µg/L	1.0
73085	Bromochloromethane	Grab	N	SW8260	5/22/02	ND	µg/L	1.0
32101	Bromodichloromethane	Grab	N	SW8260	5/22/02	ND	µg/L	0.60
32104	Bromoform	Grab	N	SW8260	5/22/02	ND	µg/L	1.0
30202	Bromomethane	Grab	N	SW8260	5/22/02	ND	µg/L	1.0
81595	2-Butanone	Grab	N	SW8260	5/22/02	ND	µg/L	10
77041	Carbon disulfide	Grab	N	SW8260	5/22/02	ND	µg/L	1.0
32102	Carbon tetrachloride	Grab	N	SW8260	5/22/02	ND	µg/L	1.0
34301	Chlorobenzene	Grab	N	SW8260	5/22/02	ND	µg/L	1.0
34311	Chloroethane	Grab	N	SW8260	5/22/02	ND	µg/L	1.0
32106	Chloroform	Grab	N	SW8260	5/22/02	ND	µg/L	1.0
30201	Chloromethane	Grab	N	SW8260	5/22/02	ND	µg/L	1.0
32105	Dibromochloromethane	Grab	N	SW8260	5/22/02	ND	µg/L	0.40
81522	Dibromomethane	Grab	N	SW8260	5/22/02	ND	µg/L	1.0
73547	trans-1,4-Dichloro-2-butene	Grab	N	SW8260	5/22/02	ND	µg/L	10
34536	1,2-Dichlorobenzene	Grab	N	SW8260	5/22/02	ND	µg/L	1.0
34571	1,4-Dichlorobenzene	Grab	N	SW8260	5/22/02	ND	µg/L	1.0
34496	1,1-Dichloroethane	Grab	N	SW8260	5/22/02	ND	µg/L	1.0
34531	1,2-Dichloroethane	Grab	N	SW8260	5/22/02	ND	µg/L	1.0
34501	1,1-Dichloroethene	Grab	N	SW8260	5/22/02	ND	µg/L	1.0
77093	cis-1,2-Dichloroethene	Grab	N	SW8260	5/22/02	ND	µg/L	1.0
34546	trans-1,2-Dichloroethene	Grab	N	SW8260	5/22/02	ND	µg/L	1.0
34541	1,2-Dichloropropane	Grab	N	SW8260	5/22/02	ND	µg/L	1.0
34704	cis-1,3-Dichloropropene	Grab	N	SW8260	5/22/02	ND	µg/L	0.20
34561	trans-1,3-Dichloropropene	Grab	N	SW8260	5/22/02	ND	µg/L	0.20
34371	Ethylbenzene	Grab	N	SW8260	5/22/02	ND	µg/L	1.0
77103	2-Hexanone	Grab	N	SW8260	5/22/02	ND	µg/L	10
77424	Iodomethane	Grab	N	SW8260	5/22/02	ND	µg/L	1.0

Qualifiers: ND - The analyte was analyzed for but not detected above the reported sample quantitation limit

Southeast Landfill Well Monitoring Program

PARAMETER MONITORING REPORT

Ground Water (Rule 62-520.400,.420, .460)

Surface Water (Rule 62-302.500, .510, .503)

Leachate (Rule 62-701.510)

ELAB Submission Number: F02050513

Sample Number: F02050513-005

Facility WACS:	Southeast Landfill	**Sample Date/Time:**	5/15/02 11:53:00 AM
Well/Sampling Point WACS:	McBride	**Report Period:**	May 2002
Well/Sampling Point Name:	McBride	**Well Purged:**	YES
Classification of Groundwater:	G-II	**Well Type:**	
Ground Water Elevation: (NGVD):			

Storet Code	Parameter Monitored	Sampling Method	Filtered Y/N	Analysis Method	Analysis Date	Analysis Result	Units	Detection Limits
78133	4-Methyl-2-pentanone	Grab	N	SW8260	5/22/02	ND	µg/L	10
34423	Methylene chloride	Grab	N	SW8260	5/22/02	ND	µg/L	5.0
77128	Styrene	Grab	N	SW8260	5/22/02	ND	µg/L	1.0
73652	1,1,1,2-Tetrachloroethane	Grab	N	SW8260	5/22/02	ND	µg/L	1.0
34516	1,1,2,2-Tetrachloroethane	Grab	N	SW8260	5/22/02	ND	µg/L	0.20
34475	Tetrachloroethene	Grab	N	SW8260	5/22/02	ND	µg/L	1.0
78131	Toluene	Grab	N	SW8260	5/22/02	ND	µg/L	1.0
34506	1,1,1-Trichloroethane	Grab	N	SW8260	5/22/02	ND	µg/L	1.0
34511	1,1,2-Trichloroethane	Grab	N	SW8260	5/22/02	ND	µg/L	1.0
39180	Trichloroethene	Grab	N	SW8260	5/22/02	ND	µg/L	1.0
34488	Trichlorofluoromethane	Grab	N	SW8260	5/22/02	ND	µg/L	1.0
77443	1,2,3-Trichloropropane	Grab	N	SW8260	5/22/02	ND	µg/L	0.20
77057	Vinyl acetate	Grab	N	SW8260	5/22/02	ND	µg/L	2.0
39175	Vinyl chloride	Grab	N	SW8260	5/22/02	ND	µg/L	1.0
81551	Xylenes, Total	Grab	N	SW8260	5/22/02	ND	µg/L	1.0
	RADIOLOGICALS							
	Alpha, Gross	Grab	N	E900.0	5/29/02	2.4+/-0.7	pci/L	0.70

Qualifiers: ND - The analyte was analyzed for but not detected above the reported sample quantitation limit

Southeast Landfill Well Monitoring Program

PARAMETER MONITORING REPORT

Ground Water (Rule 62-520.400,.420, .460)

Surface Water (Rule 62-302.500, .510, .503)

Leachate (Rule 62-701.510)

ELAB Submission Number: F02050513

Sample Number: F02050513-003

Facility WACS:	Southeast Landfill	**Sample Date/Time:**	5/15/02 11:25:00 AM
Well/Sampling Point WACS:	Barnes	**Report Period:**	May 2002
Well/Sampling Point Name:	Barnes	**Well Purged:**	YES
Classification of Groundwater:	G-II	**Well Type:**	
Ground Water Elevation: (NGVD):			

Storet Code	Parameter Monitored	Sampling Method	Filtered Y/N	Analysis Method	Analysis Date	Analysis Result	Units	Detection Limits
	FIELD							
00094	Conductivity	Grab	N	E120.1	5/15/02	360	umhos/c	0
00406	pH	Grab	N	E150.1	5/15/02	7.4	S.U.	0
00010	Temperature	Grab	N	E170.1	5/15/02	26	26.0	0
82078	Turbidity	Grab	N	E180.1	5/15/02	2.9	NTU	0
00299	Dissolved Oxygen	Grab	N	E360.1	5/15/02	2.4	mg/L	0
	INORGANICS							
00095	Conductance, Specific	Grab	N	E120.1	5/16/02	412	µmhos/c	0.100
00403	pH	Grab	N	E150.1	5/16/02	7.59	pH units	0
70300	Solids, Total Dissolved (Residue, F	Grab	N	E160.1	5/20/02	210	mg/L	5.0
00940	Chloride	Grab	N	E300.0	5/16/02	9.5	mg/L	0.50
00620	Nitrogen, Nitrate	Grab	N	E300.0	5/16/02	0.10	mg/L	0.050
00610	Nitrogen, Ammonia (As N)	Grab	N	E350.1	5/22/02	0.071	mg/L	0.050
	METALS							
01097	Antimony	Grab	N	SW6010	5/17/02	ND	µg/L	5.0
01002	Arsenic	Grab	N	SW6010	5/17/02	ND	µg/L	5.0
01007	Barium	Grab	N	SW6010	5/17/02	11	µg/L	10
01012	Beryllium	Grab	N	SW6010	5/17/02	ND	µg/L	1.0
01027	Cadmium	Grab	N	SW6010	5/17/02	ND	µg/L	1.0
01034	Chromium	Grab	N	SW6010	5/17/02	ND	µg/L	5.0
01037	Cobalt	Grab	N	SW6010	5/17/02	ND	µg/L	10
01042	Copper	Grab	N	SW6010	5/17/02	ND	µg/L	10
01045	Iron	Grab	N	SW6010	5/17/02	ND	µg/L	40
01051	Lead	Grab	N	SW6010	5/17/02	ND	µg/L	5.0
01067	Nickel	Grab	N	SW6010	5/17/02	ND	µg/L	10
01147	Selenium	Grab	N	SW6010	5/17/02	ND	µg/L	5.0
01077	Silver	Grab	N	SW6010	5/17/02	ND	µg/L	10
00929	Sodium	Grab	N	SW6010	5/17/02	7900	µg/L	500
01087	Vanadium	Grab	N	SW6010	5/17/02	ND	µg/L	10
01092	Zinc	Grab	N	SW6010	5/17/02	66	µg/L	20
71900	Mercury	Grab	N	SW7470	5/17/02	ND	µg/L	0.20
01059	Thallium	Grab	N	SW7841	5/21/02	ND	µg/L	1.0

Qualifiers: ND - The analyte was analyzed for but not detected above the reported sample quantitation limit

Southeast Landfill Well Monitoring Program

PARAMETER MONITORING REPORT

Ground Water (Rule 62-520.400,.420, .460)

Surface Water (Rule 62-302.500, .510, .503)

Leachate (Rule 62-701.510)

ELAB Submission Number: F02050513

Sample Number: F02050513-003

Facility WACS:	Southeast Landfill	**Sample Date/Time:**	5/15/02 11:25:00 AM
Well/Sampling Point WACS:	Barnes	**Report Period:**	May 2002
Well/Sampling Point Name:	Barnes	**Well Purged:**	YES
Classification of Groundwater:	G-II	**Well Type:**	
Ground Water Elevation: (NGVD):			

Storet Code	Parameter Monitored	Sampling Method	Filtered Y/N	Analysis Method	Analysis Date	Analysis Result	Units	Detection Limits
	ORGANICS							
49146	1,2-Dibromo-3-chloropropane	Grab	N	SW8011	5/17/02	ND	µg/L	0.020
77651	Ethylene Dibromide	Grab	N	SW8011	5/17/02	ND	µg/L	0.010
81552	Acetone	Grab	N	SW8260	5/22/02	ND	µg/L	10
34215	Acrylonitrile	Grab	N	SW8260	5/22/02	ND	µg/L	1.0
78124	Benzene	Grab	N	SW8260	5/22/02	ND	µg/L	1.0
73085	Bromochloromethane	Grab	N	SW8260	5/22/02	ND	µg/L	1.0
32101	Bromodichloromethane	Grab	N	SW8260	5/22/02	ND	µg/L	0.60
32104	Bromoform	Grab	N	SW8260	5/22/02	ND	µg/L	1.0
30202	Bromomethane	Grab	N	SW8260	5/22/02	ND	µg/L	1.0
81595	2-Butanone	Grab	N	SW8260	5/22/02	ND	µg/L	10
77041	Carbon disulfide	Grab	N	SW8260	5/22/02	ND	µg/L	1.0
32102	Carbon tetrachloride	Grab	N	SW8260	5/22/02	ND	µg/L	1.0
34301	Chlorobenzene	Grab	N	SW8260	5/22/02	ND	µg/L	1.0
34311	Chloroethane	Grab	N	SW8260	5/22/02	ND	µg/L	1.0
32106	Chloroform	Grab	N	SW8260	5/22/02	ND	µg/L	1.0
30201	Chloromethane	Grab	N	SW8260	5/22/02	ND	µg/L	1.0
32105	Dibromochloromethane	Grab	N	SW8260	5/22/02	ND	µg/L	0.40
81522	Dibromomethane	Grab	N	SW8260	5/22/02	ND	µg/L	1.0
73547	trans-1,4-Dichloro-2-butene	Grab	N	SW8260	5/22/02	ND	µg/L	10
34536	1,2-Dichlorobenzene	Grab	N	SW8260	5/22/02	ND	µg/L	1.0
34571	1,4-Dichlorobenzene	Grab	N	SW8260	5/22/02	ND	µg/L	1.0
34496	1,1-Dichloroethane	Grab	N	SW8260	5/22/02	ND	µg/L	1.0
34531	1,2-Dichloroethane	Grab	N	SW8260	5/22/02	ND	µg/L	1.0
34501	1,1-Dichloroethene	Grab	N	SW8260	5/22/02	ND	µg/L	1.0
77093	cis-1,2-Dichloroethene	Grab	N	SW8260	5/22/02	ND	µg/L	1.0
34546	trans-1,2-Dichloroethene	Grab	N	SW8260	5/22/02	ND	µg/L	1.0
34541	1,2-Dichloropropane	Grab	N	SW8260	5/22/02	ND	µg/L	1.0
34704	cis-1,3-Dichloropropene	Grab	N	SW8260	5/22/02	ND	µg/L	0.20
34561	trans-1,3-Dichloropropene	Grab	N	SW8260	5/22/02	ND	µg/L	0.20
34371	Ethylbenzene	Grab	N	SW8260	5/22/02	ND	µg/L	1.0
77103	2-Hexanone	Grab	N	SW8260	5/22/02	ND	µg/L	10
77424	Iodomethane	Grab	N	SW8260	5/22/02	ND	µg/L	1.0

Qualifiers: ND - The analyte was analyzed for but not detected above the reported sample quantitation limit

Southeast Landfill Well Monitoring Program

PARAMETER MONITORING REPORT
Ground Water (Rule 62-520.400,.420, .460)
Surface Water (Rule 62-302.500, .510, .503)
Leachate (Rule 62-701.510)
ELAB Submission Number: F02050513
Sample Number: F02050513-003

Facility WACS:	Southeast Landfill	**Sample Date/Time:**	5/15/02 11:25:00 AM
Well/Sampling Point WACS:	Barnes	**Report Period:**	May 2002
Well/Sampling Point Name:	Barnes	**Well Purged:**	YES
Classification of Groundwater:	G-II	**Well Type:**	
Ground Water Elevation: (NGVD):			

Storet Code	Parameter Monitored	Sampling Method	Filtered Y/N	Analysis Method	Analysis Date	Analysis Result	Units	Detection Limits
78133	4-Methyl-2-pentanone	Grab	N	SW8260	5/22/02	ND	µg/L	10
34423	Methylene chloride	Grab	N	SW8260	5/22/02	ND	µg/L	5.0
77128	Styrene	Grab	N	SW8260	5/22/02	ND	µg/L	1.0
73652	1,1,1,2-Tetrachloroethane	Grab	N	SW8260	5/22/02	ND	µg/L	1.0
34516	1,1,2,2-Tetrachloroethane	Grab	N	SW8260	5/22/02	ND	µg/L	0.20
34475	Tetrachloroethene	Grab	N	SW8260	5/22/02	ND	µg/L	1.0
78131	Toluene	Grab	N	SW8260	5/22/02	ND	µg/L	1.0
34506	1,1,1-Trichloroethane	Grab	N	SW8260	5/22/02	ND	µg/L	1.0
34511	1,1,2-Trichloroethane	Grab	N	SW8260	5/22/02	ND	µg/L	1.0
39180	Trichloroethene	Grab	N	SW8260	5/22/02	ND	µg/L	1.0
34488	Trichlorofluoromethane	Grab	N	SW8260	5/22/02	ND	µg/L	1.0
77443	1,2,3-Trichloropropane	Grab	N	SW8260	5/22/02	ND	µg/L	0.20
77057	Vinyl acetate	Grab	N	SW8260	5/22/02	ND	µg/L	2.0
39175	Vinyl chloride	Grab	N	SW8260	5/22/02	ND	µg/L	1.0
81551	Xylenes, Total	Grab	N	SW8260	5/22/02	ND	µg/L	1.0
	RADIOLOGICALS							
	Alpha, Gross	Grab	N	E900.0	5/29/02	1.7+/-1.0	pci/L	1.3

Qualifiers: ND - The analyte was analyzed for but not detected above the reported sample quantitation limit

Analytical Results from Private Well Samples at the Southeast Landfill
May 7, 2003

GENERAL (mg/l)	Private Wells				(MCL) STANDARD
PARAMETERS	Weeks	Holland	McBride	Barnes	F.A.C. 62-550
conductivity (umhos/cm) (field)	537	402	350	405	NS
pH (field)	7.24	7.32	7.81	7.47	(6.5 - 8.5)**
total dissolved solids (mg/l)	390	250	220	260	500**
temperature (°C) (field)	23.7	23.9	24.3	23.8	NS
turbidity (NTU) (field)	2.50	1.60	0.70	0.60	NS 20
chloride (mg/l)	27	20	7.3	9.9	250**
ammonia nitrogen (mg/l as N)	0.2	0.14	0.29	0.31	NS
nitrate (mg/l as N) 0.05 mg/L	0.069	BDL	BDL	0.094	10*
dissolved oxygen (mg/l) (field)	2.28	1.65	4.64	3.17	NS 2.0
total alpha (pCi/l)	12	2.3	3.1	2.4	15*
radium 226 (pCi/l)	7.0	NA	NA	NA	5*
	Private Wells				(MCL) STANDARD
Metals: (mg/l)	Weeks	Holland	McBride	Barnes	F.A.C. 62-550
iron 0.04 mg/L	0.61	1.4	0.062	0.053	0.3**
chromium 0.005 mg/L	BDL	BDL	BDL	BDL	0.2
copper 0.005 mg/L	0.001 i	0.0072	0.0056	0.003 i	1**
barium 0.01 mg/L	0.025	0.004 i	0.004 i	0.007 i	2*
arsenic 0.01 mg/L	0.004 i	BDL	BDL	BDL	0.05*
lead 0.005 mg/L	BDL	BDL	BDL	BDL	0.015*
sodium 0.5 mg/L	8.6	5.4	8.4	16	160*
antimony 0.003 mg/L	BDL	0.0009 i	0.002 i	0.001 i	0.006*
thallium 0.001 mg/L	0.0004 i	BDL	BDL	BDL	0.002*
mercury 0.0002 mg/L	BDL	BDL	BDL	BDL	0.002
zinc 0.02 mg/L	0.140	0.07	0.04	0.110	5**
Organics: (µg/l)					
E.P.A. Methods 8260	Private Wells				(MCL) STANDARD
Organic Parameters Detected	Weeks	Holland	McBride	Barnes	F.A.C. 62-550
1,1-dichloroethene 1 mg/L	BDL	BDL	BDL	BDL	7*

Notes: Reference Groundwater Guidance Concentrations, FDEP June 1994
NS=NO STANDARD
MCL=MAXIMUM CONTAMINANT LEVEL
BDL=BELOW DETECTION LIMIT
ND=NO SURVEY DATA AVAILABLE
*=DENOTES PRIMARY DRINKING WATER STANDARD
**=DENOTES SECONDARY DRINKING WATER STANDARD
7.00 EXCEEDS STANDARDS
NTU=NEPHELOMETRIC TURBIDITY UNITS
pCi/l=PICOCURIES PER LITER
ug/l=MICROGRAMS PER LITER
mg/l=MILLIGRAMS PER LITER
i=ANALYTE DETECTED BELOW QUANTITATION LIMITS

Prepared by: Mike Townsel
QC'd: James Clayton
FinalQC: David Adams, P.G.

g\everyone\adams\excel\main\self\wq\self-5-03-pw.xls

DA 12-10-03
received 7-28-03

BOARD OF COUNTY COMMISSIONERS
Kathy Castor
Pat Frank
Ken Hagan
Jim Norman
Jan K. Platt
Thomas Scott
Ronda Storms

Hillsborough County
Florida

Office of the County Administrator
Daniel A. Klemans

Deputy County Administrator
Patricia Bean

Assistant County Administrators
Kathy C. Harris
Edwin J. Hunzeker

RECEIVED
JUL 28 2003
D.E.P.
SOUTHWEST DISTRICT

July 23, 2003

Mr. John Morris, P.G.
Department of Environmental Protection
Solid Waste Section
3804 Coconut Palm Drive
Tampa, FL 33619-8318

Re: Southeast County Landfill Private Wells
Analytical Data Report

Dear Mr. Morris:

The Hillsborough County Solid Waste Management Department (SWMD) is pleased to provide the analytical data report for the quarterly water quality monitoring of four domestic supply wells in the vicinity of the Southeast County Landfill. Samples were collected on May 7, 2003 and analyzed by our contract laboratory, Elab, Inc. An analytical data summary table is enclosed for your review.

Should you have any questions or require any additional information, please feel free to contact me directly at (813) 276-2944.

Sincerely,

David S. Adams 7/23/03

David S. Adams, P.G.
Environmental Manager
Solid Waste Management

Enclosures

xc: Patricia Berry, Solid Waste Management Department
Matt Mathews, Solid Waste Management Department
Ernest Ely, General Manager, Waste Management, Southeast Landfill
Larry Ruiz, Project Manager, SCS Engineers
Paul Schipfer, Environmental Protection Commission
Irene Barnes, Southeast Hillsborough Civic Association

BOARD OF COUNTY COMMISSIONERS
Kathy Castor
Pat Frank
Ken Hagan
Jim Norman
Jan K. Platt
Thomas Scott
Ronda Storms

Hillsborough County
Florida

Office of the County Administrator
Daniel A. Kleman

Deputy County Administrator
Patricia Bean

Assistant County Administrators
Kathy C. Harris
Edwin J. Hunzeker

July 23, 2003

Ms. Irene Barnes
Southeast Hillsborough Civic Association, Inc.
P.O. Box 108
Lithia, FL 33547

Subject: Domestic Supply Wells in the vicinity of the Southeast County Landfill
Analytical Data Report

Dear Ms. Barnes:

The Hillsborough County Solid Waste Management Department (SWMD) is pleased to provide the analytical data from of the four domestic supply wells in the vicinity of the Southeast County Landfill. The sampling was conducted on May 7, 2003.

If you or any member of SEHCA have any questions concerning the analyses, please call me at 276-2955, or David Adams at 276-2944.

Sincerely,

Michael D. Townsel
Hydrologist
Solid Waste Management Department

MDT

Enclosures

xc: Irene Barnes, Southeast Hillsborough Civic Association
Jordan Lewis, Hillsborough County Health Department

BOARD OF COUNTY COMMISSIONERS
Kathy Castor
Pat Frank
Ken Hagan
Jim Norman
Jan K. Platt
Thomas Scott
Ronda Storms

Hillsborough County
Florida

Office of the County Administrator
Daniel A. Kleman

Deputy County Administrator
Patricia Bean

Assistant County Administrators
Kathy C. Harris
Edwin J. Hunzeker

July 23, 2003

Mr. Howard Barnes
P.O. Box 108
Lithia, FL 33547

Subject: Analytical Data
Domestic Supply Well
17502 County Road 672

Dear Mr. Barnes:

The Hillsborough County Solid Waste Management Department (SWMD) is pleased to provide the analytical data for your domestic supply well which was sampled on May 7, 2003. The results are within Florida Primary and Secondary Drinking Water Standards (FAC Ch 62-550.310-.320) for the parameters tested.

If you have any questions on the analysis, you may call me at 276-2955. Thank you for permission to test this well.

Sincerely,

Michael D. Townsel
Hydrologist
Solid Waste Management Department

MDT

Enclosures

xc: Irene Barnes, Southeast Hillsborough Civic Association
Jordan Lewis, Hillsborough County Health Department

BOARD OF COUNTY COMMISSIONERS
Kathy Castor
Pat Frank
Ken Hagan
Jim Norman
Jan K. Platt
Thomas Scott
Ronda Storms

Hillsborough County
Florida

Office of the County Administrator
Daniel A. Kleman

Deputy County Administrator
Patricia Bean

Assistant County Administrators
Kathy C. Harris
Edwin J. Hunzeker

July 23, 2003

Mr. Tom Holland
121 Carter Road
Lithia, FL 33547

Subject: Analytical Data
Domestic Supply Well
121 Carter Road

Dear Mr. Holland:

The Hillsborough County Solid Waste Management Department (SWMD) is pleased to provide the analytical data for your domestic supply well which was sampled on May 7, 2003. Iron was observed at a concentration of 1.40 mg/l which is in exceedance of the Florida Secondary Standard (FAC Ch 62-550.320) of 0.30 mg/l. All other results are within applicable standards for the parameters tested.

For health effects information you may call the Hillsborough County Health Department at (813) 307-8001. If you have any questions on the analysis, you may call me at 276-2955. Thank you for your permission to test this well.

Sincerely,

Michael D. Townsel
Hydrologist
Solid Waste Management Department

MDT

Enclosures

xc: Irene Barnes, Southeast Hillsborough Civic Association
Jordan Lewis, Hillsborough County Health Department

BOARD OF COUNTY COMMISSIONERS
Kathy Castor
Pat Frank
Ken Hagan
Jim Norman
Jan K. Platt
Thomas Scott
Ronda Storms

Hillsborough County
Florida

Office of the County Administrator
Daniel A. Kleman

Deputy County Administrator
Patricia Bean

Assistant County Administrators
Kathy C. Harris
Edwin J. Hunzeker

July 23, 2003

Mr. Ellis McBride
16517 C.R. 672
Lithia, FL 33547

Subject: Analytical Data
Domestic Supply Well
16517 C.R. 672

Dear Mr. McBride:

The Hillsborough County Solid Waste Management Department (SWMD) is pleased to provide the analytical data for your domestic supply well which was sampled on May 7, 2003. All results are within Florida Primary and Secondary Drinking Water Standards (FAC Ch 62-550.310-.320) for the parameters tested.

If you have any questions on the analysis, you may call me at 276-2955. Thank you for your permission to test this well.

Sincerely,

Michael D. Townsel
Hydrologist
Solid Waste Management Department

MDT

Enclosures

xc Irene Barnes, Southeast Hillsborough Civic Association
Jordan Lewis, Hillsborough County Health Department

BOARD OF COUNTY COMMISSIONERS
Kathy Castor
Pat Frank
Ken Hagan
Jim Norman
Jan K. Platt
Thomas Scott
Ronda Storms

Hillsborough County
Florida

Office of the County Administrator
Daniel A. Kleman

Deputy County Administrator
Patricia Bean

Assistant County Administrators
Kathy C. Harris
Edwin J. Hunzeker

July 23, 2003

Mr. & Mrs. Harold Weeks
116 Wendel Ave.
Lithia, FL 33547

Subject: Analytical Data
Domestic Supply Well
116 Wendel Ave.

Dear Mr. & Mrs. Weeks:

The Hillsborough County Solid Waste Management Department (SWMD) is pleased to provide the analytical data for your domestic supply well which was sampled on May 7, 2003. Iron was observed at a concentration of 0.610 mg/l. This value exceeds the Florida Secondary Standard (FAC Ch 62-550.320) of 0.30 mg/l. Radium 226 was also observed at a concentration of 7.0 pCi/l which exceeds the Florida Primary Standard (FAC CH 62-550.310) of 5.0 pCi/l. All other results are within applicable standards for the parameters tested

For health effects information you may call the Hillsborough Health Department at (813) 307-8001. If you have any questions on the analysis, you may call me at 276-2955. Thank you for your permission to test this well.

Sincerely,

Michael D. Townsel
Hydrologist
Solid Waste Management Department

MDT

Enclosures
xc: Irene Barnes, Southeast Hillsborough Civic Association
Jordan Lewis, Hillsborough County Health Department

Analytical Results from Private Well Samples at the Southeast Landfill
May 7, 2003

GENERAL (mg/l)	Private Wells				(MCL) STANDARD
PARAMETERS	Weeks	Holland	McBride	Barnes	F.A.C. 62-550
conductivity (umhos/cm) (field)	537	402	350	405	NS
pH (field)	7.24	7.32	7.81	7.47	(6.5 - 8.5)**
total dissolved solids (mg/l)	390	250	220	260	500**
temperature (°C) (field)	23.7	23.9	24.3	23.8	NS
turbidity (NTU) (field)	2.50	1.60	0.70	0.60	NS
chloride (mg/l)	27	20	7.3	9.9	250**
ammonia nitrogen (mg/l as N)	0.2	0.14	0.29	0.31	NS
nitrate (mg/l as N)	0.069	BDL	BDL	0.094	10*
dissolved oxygen (mg/l) (field)	2.28	1.65	4.64	3.17	NS
total alpha (pCi/l)	12	2.3	3.1	2.4	15*
radium 226 (pCi/l)	7.0	NA	NA	NA	5*
	Private Wells				(MCL) STANDARD
Metals: (mg/l)	Weeks	Holland	McBride	Barnes	F.A.C. 62-550
iron	0.61	1.4	0.062	0.053	0.3**
chromium	BDL	BDL	BDL	BDL	0.2
copper	0.001 i	0.0072	0.0056	0.003 i	1**
barium	0.025	0.004 i	0.004 i	0.007 i	2*
arsenic	0.004 i	BDL	BDL	BDL	0.05*
lead	BDL	BDL	BDL	BDL	0.015*
sodium	8.6	5.4	8.4	16	160*
antimony	BDL	0.0009 i	0.002 i	0.001 i	0.006*
thallium	0.0004 i	BDL	BDL	BDL	0.002*
mercury	BDL	BDL	BDL	BDL	0.002
zinc	0.140	0.07	0.04	0.110	5**
Organics: (µg/l)					
E.P.A. Methods 8260	Private Wells				(MCL) STANDARD
Organic Parameters Detected	Weeks	Holland	McBride	Barnes	F.A.C. 62-550
1,1-dichloroethene	BDL	BDL	BDL	BDL	7*

Notes: Reference Groundwater Guidance Concentrations, FDEP June 1994

NS=NO STANDARD

MCL=MAXIMUM CONTAMINANT LEVEL

BDL=BELOW DETECTION LIMIT

ND=NO SURVEY DATA AVAILABLE

*=DENOTES PRIMARY DRINKING WATER STANDARD

**=DENOTES SECONDARY DRINKING WATER STANDARD

7.00 EXCEEDS STANDARDS

NTU=NEPHELOMETRIC TURBIDITY UNITS

pCi/l=PICOCURIES PER LITER

ug/l=MICROGRAMS PER LITER

mg/l=MILLIGRAMS PER LITER

i=ANALYTE DETECTED BELOW QUANTITATION LIMITS

Prepared by: Mike Townsel
QC'd: James Clayton
FinalQC: David Adams, P.G.

g\everyone\adams\excel\main\self\wq\self-5-03-pw.xls

Southeast Landfill Well Monitoring Program

PARAMETER MONITORING REPORT

Ground Water (Rule 62-520.400,.420, .460)

Surface Water (Rule 62-302.500, .510, .503)

Leachate (Rule 62-701.510)

LAB Submission Number: F03050199

Sample Number: F03050199-006

Facility WACS:	Southeast Landfill	**Sample Date/Time:**	5/7/03 7:58:00 AM
Well/Sampling Point WACS:	Weeks	**Report Period:**	May 2003
Well/Sampling Point Name:	Weeks	**Well Purged:**	YES
Classification of Groundwater:	G-II	**Well Type:**	Private
Ground Water Elevation: (NGVD):			

Storet Code	Parameter Monitored	Sampling Method	Filtered Y/N	Analysis Method	Analysis Date	Analysis Result	Q	Units	Detection Limits
	FIELD								
00094	Conductivity	Grab	N	E120.1	5/7/03	537		umhos/c	
00406	pH	Grab	N	E150.1	5/7/03	7.24		S.U.	
00010	Temperature	Grab	N	E170.1	5/7/03	23.7		deg C	
82078	Turbidity	Grab	N	E180.1	5/7/03	2.5		NTU	
00299	Dissolved Oxygen	Grab	N	E360.1	5/7/03	2.28		mg/L	
	INORGANICS								
00095	Conductance, Specific	Grab	N	E120.1	5/8/03	551		µmhos/c	1.00
00403	pH	Grab	N	E150.1	5/8/03	6.95		pH units	
70300	Solids, Total Dissolved	Grab	N	E160.1	5/15/03	390		mg/L	5.0
00940	Chloride	Grab	N	E300.0	5/9/03	27		mg/L	0.50
00620	Nitrogen, Nitrate	Grab	N	E300.0	5/9/03	0.069		mg/L	0.050
00610	Nitrogen, Ammonia (As N)	Grab	N	E350.1	5/14/03	0.20		mg/L	0.050
	METALS								
01002	Arsenic	Grab	N	SW6010	5/13/03	4	I	µg/L	10
01007	Barium	Grab	N	SW6010	5/13/03	25		µg/L	10
01012	Beryllium	Grab	N	SW6010	5/13/03	< 1.0	U	µg/L	1.0
01027	Cadmium	Grab	N	SW6010	5/13/03	< 1.0	U	µg/L	1.0
01034	Chromium	Grab	N	SW6010	5/13/03	< 5.0	U	µg/L	5.0
01037	Cobalt	Grab	N	SW6010	5/13/03	< 10	U	µg/L	10
01042	Copper	Grab	N	SW6010	5/13/03	1	I	µg/L	5.0
01045	Iron	Grab	N	SW6010	5/13/03	610	*	µg/L	40
01051	Lead	Grab	N	SW6010	5/13/03	< 5.0	U	µg/L	5.0
01067	Nickel	Grab	N	SW6010	5/13/03	< 5.0	U	µg/L	5.0
01147	Selenium	Grab	N	SW6010	5/13/03	< 10	U	µg/L	10

DEP Qualifiers: U - Not Detected at the Reporting Limit

* - Value exceeds Maximum Contaminant Level

I - Analyte detected below quantitation limits

Southeast Landfill Well Monitoring Program

PARAMETER MONITORING REPORT

Ground Water (Rule 62-520.400,.420, .460)

Surface Water (Rule 62-302.500, .510, .503)

Leachate (Rule 62-701.510)

LAB Submission Number: F03050199

Sample Number: F03050199-006

Facility WACS:	Southeast Landfill	**Sample Date/Time:**	5/7/03 7:58:00 AM
Well/Sampling Point WACS:	Weeks	**Report Period:**	May 2003
Well/Sampling Point Name:	Weeks	**Well Purged:**	YES
Classification of Groundwater:	G-II	**Well Type:**	Private
Ground Water Elevation: (NGVD):			

Storet Code	Parameter Monitored	Sampling Method	Filtered Y/N	Analysis Method	Analysis Date	Analysis Result	Q	Units	Detection Limits
01077	Silver	Grab	N	SW6010	5/13/03	< 5.0	U	µg/L	5.0
00929	Sodium	Grab	N	SW6010	5/13/03	8600		µg/L	500
01087	Vanadium	Grab	N	SW6010	5/13/03	< 10	U	µg/L	10
01092	Zinc	Grab	N	SW6010	5/13/03	140		µg/L	20
01097	Antimony	Grab	N	SW7041	5/15/03	< 3.0	U	µg/L	3.0
71900	Mercury	Grab	N	SW7470	5/14/03	< 0.20	U	µg/L	0.20
01059	Thallium	Grab	N	SW7841	5/16/03	0.4	I	µg/L	1.0
	ORGANICS								
49146	1,2-Dibromo-3-chloropropane	Grab	N	SW8011	5/13/03	< 0.020	U	µg/L	0.020
77651	Ethylene Dibromide	Grab	N	SW8011	5/13/03	< 0.010	U	µg/L	0.010
81552	Acetone	Grab	N	SW8260	5/14/03	< 10	U	µg/L	10
34215	Acrylonitrile	Grab	N	SW8260	5/14/03	< 10	U	µg/L	10
34030	Benzene	Grab	N	SW8260	5/14/03	< 1.0	U	µg/L	1.0
73085	Bromochloromethane	Grab	N	SW8260	5/14/03	< 1.0	U	µg/L	1.0
32101	Bromodichloromethane	Grab	N	SW8260	5/14/03	< 0.60	U	µg/L	0.60
32104	Bromoform	Grab	N	SW8260	5/14/03	< 1.0	U	µg/L	1.0
34413	Bromomethane	Grab	N	SW8260	5/14/03	< 1.0	U	µg/L	1.0
81595	2-Butanone	Grab	N	SW8260	5/14/03	< 10	U	µg/L	10
77041	Carbon disulfide	Grab	N	SW8260	5/14/03	< 1.0	U	µg/L	1.0
32102	Carbon tetrachloride	Grab	N	SW8260	5/14/03	< 1.0	U	µg/L	1.0
34301	Chlorobenzene	Grab	N	SW8260	5/14/03	< 1.0	U	µg/L	1.0
34311	Chloroethane	Grab	N	SW8260	5/14/03	< 1.0	U	µg/L	1.0
32106	Chloroform	Grab	N	SW8260	5/14/03	< 1.0	U	µg/L	1.0
34418	Chloromethane	Grab	N	SW8260	5/14/03	< 1.0	U	µg/L	1.0
32105	Dibromochloromethane	Grab	N	SW8260	5/14/03	< 0.50	U	µg/L	0.50

DEP Qualifiers: U - Not Detected at the Reporting Limit

* - Value exceeds Maximum Contaminant Level

I - Analyte detected below quantitation limits

Southeast Landfill Well Monitoring Program

PARAMETER MONITORING REPORT

Ground Water (Rule 62-520.400,.420, .460)

Surface Water (Rule 62-302.500, .510, .503)

Leachate (Rule 62-701.510)

LAB Submission Number: F03050199

Sample Number: F03050199-006

Facility WACS:	Southeast Landfill	**Sample Date/Time:**	5/7/03 7:58:00 AM
Well/Sampling Point WACS:	Weeks	**Report Period:**	May 2003
Well/Sampling Point Name:	Weeks	**Well Purged:**	YES
Classification of Groundwater:	G-II	**Well Type:**	Private
Ground Water Elevation: (NGVD):			

Storet Code	Parameter Monitored	Sampling Method	Filtered Y/N	Analysis Method	Analysis Date	Analysis Result	Q	Units	Detection Limits
77596	Dibromomethane	Grab	N	SW8260	5/14/03	< 1.0	U	µg/L	1.0
77268	trans-1,4-Dichloro-2-butene	Grab	N	SW8260	5/14/03	< 10	U	µg/L	10
34536	1,2-Dichlorobenzene	Grab	N	SW8260	5/14/03	< 1.0	U	µg/L	1.0
34571	1,4-Dichlorobenzene	Grab	N	SW8260	5/14/03	< 1.0	U	µg/L	1.0
34496	1,1-Dichloroethane	Grab	N	SW8260	5/14/03	< 1.0	U	µg/L	1.0
34531	1,2-Dichloroethane	Grab	N	SW8260	5/14/03	< 1.0	U	µg/L	1.0
34501	1,1-Dichloroethene	Grab	N	SW8260	5/14/03	< 1.0	U	µg/L	1.0
77093	cis-1,2-Dichloroethene	Grab	N	SW8260	5/14/03	< 1.0	U	µg/L	1.0
34546	trans-1,2-Dichloroethene	Grab	N	SW8260	5/14/03	< 1.0	U	µg/L	1.0
34541	1,2-Dichloropropane	Grab	N	SW8260	5/14/03	< 1.0	U	µg/L	1.0
34704	cis-1,3-Dichloropropene	Grab	N	SW8260	5/14/03	< 0.50	U	µg/L	0.50
34699	trans-1,3-Dichloropropene	Grab	N	SW8260	5/14/03	< 0.50	U	µg/L	0.50
34371	Ethylbenzene	Grab	N	SW8260	5/14/03	< 1.0	U	µg/L	1.0
77103	2-Hexanone	Grab	N	SW8260	5/14/03	< 10	U	µg/L	10
77424	Iodomethane	Grab	N	SW8260	5/14/03	< 1.0	U	µg/L	1.0
81596	4-Methyl-2-pentanone	Grab	N	SW8260	5/14/03	< 10	U	µg/L	10
34423	Methylene chloride	Grab	N	SW8260	5/14/03	< 5.0	U	µg/L	5.0
77128	Styrene	Grab	N	SW8260	5/14/03	< 1.0	U	µg/L	1.0
77562	1,1,1,2-Tetrachloroethane	Grab	N	SW8260	5/14/03	< 1.0	U	µg/L	1.0
34516	1,1,2,2-Tetrachloroethane	Grab	N	SW8260	5/14/03	< 0.50	U	µg/L	0.50
34475	Tetrachloroethene	Grab	N	SW8260	5/14/03	< 1.0	U	µg/L	1.0
34010	Toluene	Grab	N	SW8260	5/14/03	< 1.0	U	µg/L	1.0
34506	1,1,1-Trichloroethane	Grab	N	SW8260	5/14/03	< 1.0	U	µg/L	1.0
34511	1,1,2-Trichloroethane	Grab	N	SW8260	5/14/03	< 1.0	U	µg/L	1.0
39180	Trichloroethene	Grab	N	SW8260	5/14/03	< 1.0	U	µg/L	1.0

DEP Qualifiers: U - Not Detected at the Reporting Limit

* - Value exceeds Maximum Contaminant Level

I - Analyte detected below quantitation limits

Southeast Landfill Well Monitoring Program

PARAMETER MONITORING REPORT

Ground Water (Rule 62-520.400,.420, .460)

Surface Water (Rule 62-302.500, .510, .503)

Leachate (Rule 62-701.510)

LAB Submission Number: F03050199

Sample Number: F03050199-006

Facility WACS:	Southeast Landfill	**Sample Date/Time:**	5/7/03 7:58:00 AM
Well/Sampling Point WACS:	Weeks	**Report Period:**	May 2003
Well/Sampling Point Name:	Weeks	**Well Purged:**	YES
Classification of Groundwater:	G-II	**Well Type:**	Private
Ground Water Elevation: (NGVD):			

Storet Code	Parameter Monitored	Sampling Method	Filtered Y/N	Analysis Method	Analysis Date	Analysis Result	Q	Units	Detection Limits
34488	Trichlorofluoromethane	Grab	N	SW8260	5/14/03	< 1.0	U	µg/L	1.0
77443	1,2,3-Trichloropropane	Grab	N	SW8260	5/14/03	< 0.50	U	µg/L	0.50
77057	Vinyl acetate	Grab	N	SW8260	5/14/03	< 2.0	U	µg/L	2.0
39175	Vinyl chloride	Grab	N	SW8260	5/14/03	< 1.0	U	µg/L	1.0
34020	Xylenes, Total	Grab	N	SW8260	5/14/03	< 1.0	U	µg/L	1.0
	SUB								
	Alpha, Gross	Grab	N	E900.0	5/29/03	12.0+/-1.7	U	pci/L	1.3
	Radium-226	Grab	N	E903.1	6/10/03	7.0+/-0.8	U	pci/L	0.20
	Radium-228	Grab	N	RA05	6/8/03	<1.3+/-0.9	U	pci/L	1.3

DEP Qualifiers: U - Not Detected at the Reporting Limit
* - Value exceeds Maximum Contaminant Level
I - Analyte detected below quantitation limits

Southeast Landfill Well Monitoring Program

PARAMETER MONITORING REPORT

Ground Water (Rule 62-520.400,.420, .460)

Surface Water (Rule 62-302.500, .510, .503)

Leachate (Rule 62-701.510)

LAB Submission Number: F03050199

Sample Number: F03050199-005

Facility WACS:	Southeast Landfill	**Sample Date/Time:**	5/7/03 10:19:00 AM
Well/Sampling Point WACS:	McBride	**Report Period:**	May 2003
Well/Sampling Point Name:	McBride	**Well Purged:**	YES
Classification of Groundwater:	G-II	**Well Type:**	Private
Ground Water Elevation: (NGVD):			

Storet Code	Parameter Monitored	Sampling Method	Filtered Y/N	Analysis Method	Analysis Date	Analysis Result	Q	Units	Detection Limits
	FIELD								
00094	Conductivity	Grab	N	E120.1	5/7/03	350		umhos/c	
00406	pH	Grab	N	E150.1	5/7/03	7.81		S.U.	
00010	Temperature	Grab	N	E170.1	5/7/03	24.3		deg C	
82078	Turbidity	Grab	N	E180.1	5/7/03	0.7		NTU	
00299	Dissolved Oxygen	Grab	N	E360.1	5/7/03	4.64		mg/L	
	INORGANICS								
00095	Conductance, Specific	Grab	N	E120.1	5/8/03	380		µmhos/c	1.00
00403	pH	Grab	N	E150.1	5/8/03	7.71		pH units	
70300	Solids, Total Dissolved	Grab	N	E160.1	5/12/03	220		mg/L	5.0
00940	Chloride	Grab	N	E300.0	5/9/03	7.3		mg/L	0.50
00620	Nitrogen, Nitrate	Grab	N	E300.0	5/9/03	< 0.050	U	mg/L	0.050
00610	Nitrogen, Ammonia (As N)	Grab	N	E350.1	5/14/03	0.29		mg/L	0.050
	METALS								
01002	Arsenic	Grab	N	SW6010	5/13/03	< 10	U	µg/L	10
01007	Barium	Grab	N	SW6010	5/13/03	4	I	µg/L	10
01012	Beryllium	Grab	N	SW6010	5/13/03	< 1.0	U	µg/L	1.0
01027	Cadmium	Grab	N	SW6010	5/13/03	< 1.0	U	µg/L	1.0
01034	Chromium	Grab	N	SW6010	5/13/03	< 5.0	U	µg/L	5.0
01037	Cobalt	Grab	N	SW6010	5/13/03	< 10	U	µg/L	10
01042	Copper	Grab	N	SW6010	5/13/03	5.6		µg/L	5.0
01045	Iron	Grab	N	SW6010	5/13/03	62		µg/L	40
01051	Lead	Grab	N	SW6010	5/13/03	< 5.0	U	µg/L	5.0
01067	Nickel	Grab	N	SW6010	5/13/03	< 5.0	U	µg/L	5.0
01147	Selenium	Grab	N	SW6010	5/13/03	< 10	U	µg/L	10

DEP Qualifiers: U - Not Detected at the Reporting Limit
* - Value exceeds Maximum Contaminant Level
I - Analyte detected below quantitation limits

Southeast Landfill Well Monitoring Program

PARAMETER MONITORING REPORT

Ground Water (Rule 62-520.400,.420, .460)

Surface Water (Rule 62-302.500, .510, .503)

Leachate (Rule 62-701.510)

LAB Submission Number: F03050199

Sample Number: F03050199-005

Facility WACS:	Southeast Landfill	**Sample Date/Time:**	5/7/03 10:19:00 AM
Well/Sampling Point WACS:	McBride	**Report Period:**	May 2003
Well/Sampling Point Name:	McBride	**Well Purged:**	YES
Classification of Groundwater:	G-II	**Well Type:**	Private
Ground Water Elevation: (NGVD):			

Storet Code	Parameter Monitored	Sampling Method	Filtered Y/N	Analysis Method	Analysis Date	Analysis Result	Q	Units	Detection Limits
01077	Silver	Grab	N	SW6010	5/13/03	< 5.0	U	µg/L	5.0
00929	Sodium	Grab	N	SW6010	5/13/03	8400		µg/L	500
01087	Vanadium	Grab	N	SW6010	5/13/03	< 10	U	µg/L	10
01092	Zinc	Grab	N	SW6010	5/13/03	40		µg/L	20
01097	Antimony	Grab	N	SW7041	5/15/03	2	I	µg/L	3.0
71900	Mercury	Grab	N	SW7470	5/14/03	< 0.20	U	µg/L	0.20
01059	Thallium	Grab	N	SW7841	5/16/03	< 1.0	U	µg/L	1.0
	ORGANICS								
49146	1,2-Dibromo-3-chloropropane	Grab	N	SW8011	5/13/03	< 0.020	U	µg/L	0.020
77651	Ethylene Dibromide	Grab	N	SW8011	5/13/03	< 0.010	U	µg/L	0.010
81552	Acetone	Grab	N	SW8260	5/14/03	< 10	U	µg/L	10
34215	Acrylonitrile	Grab	N	SW8260	5/14/03	< 10	U	µg/L	10
34030	Benzene	Grab	N	SW8260	5/14/03	< 1.0	U	µg/L	1.0
73085	Bromochloromethane	Grab	N	SW8260	5/14/03	< 1.0	U	µg/L	1.0
32101	Bromodichloromethane	Grab	N	SW8260	5/14/03	< 0.60	U	µg/L	0.60
32104	Bromoform	Grab	N	SW8260	5/14/03	< 1.0	U	µg/L	1.0
34413	Bromomethane	Grab	N	SW8260	5/14/03	< 1.0	U	µg/L	1.0
81595	2-Butanone	Grab	N	SW8260	5/14/03	< 10	U	µg/L	10
77041	Carbon disulfide	Grab	N	SW8260	5/14/03	< 1.0	U	µg/L	1.0
32102	Carbon tetrachloride	Grab	N	SW8260	5/14/03	< 1.0	U	µg/L	1.0
34301	Chlorobenzene	Grab	N	SW8260	5/14/03	< 1.0	U	µg/L	1.0
34311	Chloroethane	Grab	N	SW8260	5/14/03	< 1.0	U	µg/L	1.0
32106	Chloroform	Grab	N	SW8260	5/14/03	< 1.0	U	µg/L	1.0
34418	Chloromethane	Grab	N	SW8260	5/14/03	< 1.0	U	µg/L	1.0
32105	Dibromochloromethane	Grab	N	SW8260	5/14/03	< 0.50	U	µg/L	0.50

DEP Qualifiers: U - Not Detected at the Reporting Limit

* - Value exceeds Maximum Contaminant Level

I - Analyte detected below quantitation limits

Southeast Landfill Well Monitoring Program

PARAMETER MONITORING REPORT

Ground Water (Rule 62-520.400,.420, .460)

Surface Water (Rule 62-302.500, .510, .503)

Leachate (Rule 62-701.510)

LAB Submission Number: F03050199

Sample Number: F03050199-005

Facility WACS:	Southeast Landfill	**Sample Date/Time:**	5/7/03 10:19:00 AM
Well/Sampling Point WACS:	McBride	**Report Period:**	May 2003
Well/Sampling Point Name:	McBride	**Well Purged:**	YES
Classification of Groundwater:	G-II	**Well Type:**	Private
Ground Water Elevation: (NGVD):			

Storet Code	Parameter Monitored	Sampling Method	Filtered Y/N	Analysis Method	Analysis Date	Analysis Result	Q	Units	Detection Limits
77596	Dibromomethane	Grab	N	SW8260	5/14/03	< 1.0	U	µg/L	1.0
77268	trans-1,4-Dichloro-2-butene	Grab	N	SW8260	5/14/03	< 10	U	µg/L	10
34536	1,2-Dichlorobenzene	Grab	N	SW8260	5/14/03	< 1.0	U	µg/L	1.0
34571	1,4-Dichlorobenzene	Grab	N	SW8260	5/14/03	< 1.0	U	µg/L	1.0
34496	1,1-Dichloroethane	Grab	N	SW8260	5/14/03	< 1.0	U	µg/L	1.0
34531	1,2-Dichloroethane	Grab	N	SW8260	5/14/03	< 1.0	U	µg/L	1.0
34501	1,1-Dichloroethene	Grab	N	SW8260	5/14/03	< 1.0	U	µg/L	1.0
77093	cis-1,2-Dichloroethene	Grab	N	SW8260	5/14/03	< 1.0	U	µg/L	1.0
34546	trans-1,2-Dichloroethene	Grab	N	SW8260	5/14/03	< 1.0	U	µg/L	1.0
34541	1,2-Dichloropropane	Grab	N	SW8260	5/14/03	< 1.0	U	µg/L	1.0
34704	cis-1,3-Dichloropropene	Grab	N	SW8260	5/14/03	< 0.50	U	µg/L	0.50
34699	trans-1,3-Dichloropropene	Grab	N	SW8260	5/14/03	< 0.50	U	µg/L	0.50
34371	Ethylbenzene	Grab	N	SW8260	5/14/03	< 1.0	U	µg/L	1.0
77103	2-Hexanone	Grab	N	SW8260	5/14/03	< 10	U	µg/L	10
77424	Iodomethane	Grab	N	SW8260	5/14/03	< 1.0	U	µg/L	1.0
81596	4-Methyl-2-pentanone	Grab	N	SW8260	5/14/03	< 10	U	µg/L	10
34423	Methylene chloride	Grab	N	SW8260	5/14/03	< 5.0	U	µg/L	5.0
77128	Styrene	Grab	N	SW8260	5/14/03	< 1.0	U	µg/L	1.0
77562	1,1,1,2-Tetrachloroethane	Grab	N	SW8260	5/14/03	< 1.0	U	µg/L	1.0
34516	1,1,2,2-Tetrachloroethane	Grab	N	SW8260	5/14/03	< 0.50	U	µg/L	0.50
34475	Tetrachloroethene	Grab	N	SW8260	5/14/03	< 1.0	U	µg/L	1.0
34010	Toluene	Grab	N	SW8260	5/14/03	< 1.0	U	µg/L	1.0
34506	1,1,1-Trichloroethane	Grab	N	SW8260	5/14/03	< 1.0	U	µg/L	1.0
34511	1,1,2-Trichloroethane	Grab	N	SW8260	5/14/03	< 1.0	U	µg/L	1.0
39180	Trichloroethene	Grab	N	SW8260	5/14/03	< 1.0	U	µg/L	1.0

DEP Qualifiers: U - Not Detected at the Reporting Limit

* - Value exceeds Maximum Contaminant Level

I - Analyte detected below quantitation limits

Southeast Landfill Well Monitoring Program

PARAMETER MONITORING REPORT

Ground Water (Rule 62-520.400,.420, .460)

Surface Water (Rule 62-302.500, .510, .503)

Leachate (Rule 62-701.510)

LAB Submission Number: F03050199

Sample Number: F03050199-005

Facility WACS:	Southeast Landfill	**Sample Date/Time:**	5/7/03 10:19:00 AM
Well/Sampling Point WACS:	McBride	**Report Period:**	May 2003
Well/Sampling Point Name:	McBride	**Well Purged:**	YES
Classification of Groundwater:	G-II	**Well Type:**	Private
Ground Water Elevation: (NGVD):			

Storet Code	Parameter Monitored	Sampling Method	Filtered Y/N	Analysis Method	Analysis Date	Analysis Result	Q	Units	Detection Limits
34488	Trichlorofluoromethane	Grab	N	SW8260	5/14/03	< 1.0	U	µg/L	1.0
77443	1,2,3-Trichloropropane	Grab	N	SW8260	5/14/03	< 0.50	U	µg/L	0.50
77057	Vinyl acetate	Grab	N	SW8260	5/14/03	< 2.0	U	µg/L	2.0
39175	Vinyl chloride	Grab	N	SW8260	5/14/03	< 1.0	U	µg/L	1.0
34020	Xylenes, Total	Grab	N	SW8260	5/14/03	< 1.0	U	µg/L	1.0
	SUB								
	Alpha, Gross	Grab	N	E900.0	5/29/03	3.1+/-1.5	U	pci/L	1.6

DEP Qualifiers: U - Not Detected at the Reporting Limit
* - Value exceeds Maximum Contaminant Level
I - Analyte detected below quantitation limits

Southeast Landfill Well Monitoring Program

PARAMETER MONITORING REPORT

Ground Water (Rule 62-520.400,.420, .460)

Surface Water (Rule 62-302.500, .510, .503)

Leachate (Rule 62-701.510)

LAB Submission Number: F03050199

Sample Number: F03050199-004

Facility WACS:	Southeast Landfill	**Sample Date/Time:**	5/7/03 8:43:00 AM
Well/Sampling Point WACS:	Holland	**Report Period:**	May 2003
Well/Sampling Point Name:	Holland	**Well Purged:**	YES
Classification of Groundwater:	G-II	**Well Type:**	Private
Ground Water Elevation: (NGVD):			

Storet Code	Parameter Monitored	Sampling Method	Filtered Y/N	Analysis Method	Analysis Date	Analysis Result	Q	Units	Detection Limits
	FIELD								
00094	Conductivity	Grab	N	E120.1	5/7/03	402		umhos/c	
00406	pH	Grab	N	E150.1	5/7/03	7.32		S.U.	
00010	Temperature	Grab	N	E170.1	5/7/03	23.9		deg C	
82078	Turbidity	Grab	N	E180.1	5/7/03	1.6		NTU	
00299	Dissolved Oxygen	Grab	N	E360.1	5/7/03	1.65		mg/L	
	INORGANICS								
00095	Conductance, Specific	Grab	N	E120.1	5/8/03	450		µmhos/c	1.00
00403	pH	Grab	N	E150.1	5/8/03	6.99		pH units	
70300	Solids, Total Dissolved	Grab	N	E160.1	5/12/03	250		mg/L	5.0
00940	Chloride	Grab	N	E300.0	5/9/03	20		mg/L	0.50
00620	Nitrogen, Nitrate	Grab	N	E300.0	5/9/03	< 0.050	U	mg/L	0.050
00610	Nitrogen, Ammonia (As N)	Grab	N	E350.1	5/14/03	0.14		mg/L	0.050
	METALS								
01002	Arsenic	Grab	N	SW6010	5/13/03	< 10	U	µg/L	10
01007	Barium	Grab	N	SW6010	5/13/03	4	I	µg/L	10
01012	Beryllium	Grab	N	SW6010	5/13/03	< 1.0	U	µg/L	1.0
01027	Cadmium	Grab	N	SW6010	5/13/03	< 1.0	U	µg/L	1.0
01034	Chromium	Grab	N	SW6010	5/13/03	< 5.0	U	µg/L	5.0
01037	Cobalt	Grab	N	SW6010	5/13/03	< 10	U	µg/L	10
01042	Copper	Grab	N	SW6010	5/13/03	7.2		µg/L	5.0
01045	Iron	Grab	N	SW6010	5/13/03	1400	*	µg/L	40
01051	Lead	Grab	N	SW6010	5/13/03	< 5.0	U	µg/L	5.0
01067	Nickel	Grab	N	SW6010	5/13/03	5.8		µg/L	5.0
01147	Selenium	Grab	N	SW6010	5/13/03	< 10	U	µg/L	10

DEP Qualifiers: U - Not Detected at the Reporting Limit

* - Value exceeds Maximum Contaminant Level

I - Analyte detected below quantitation limits

Southeast Landfill Well Monitoring Program

PARAMETER MONITORING REPORT

Ground Water (Rule 62-520.400,.420, .460)

Surface Water (Rule 62-302.500, .510, .503)

Leachate (Rule 62-701.510)

LAB Submission Number: F03050199

Sample Number: F03050199-004

Facility WACS:	Southeast Landfill	**Sample Date/Time:**	5/7/03 8:43:00 AM
Well/Sampling Point WACS:	Holland	**Report Period:**	May 2003
Well/Sampling Point Name:	Holland	**Well Purged:**	YES
Classification of Groundwater:	G-II	**Well Type:**	Private
Ground Water Elevation: (NGVD):			

Storet Code	Parameter Monitored	Sampling Method	Filtered Y/N	Analysis Method	Analysis Date	Analysis Result	Q	Units	Detection Limits
01077	Silver	Grab	N	SW6010	5/13/03	< 5.0	U	µg/L	5.0
00929	Sodium	Grab	N	SW6010	5/13/03	5400		µg/L	500
01087	Vanadium	Grab	N	SW6010	5/13/03	< 10	U	µg/L	10
01092	Zinc	Grab	N	SW6010	5/13/03	70		µg/L	20
01097	Antimony	Grab	N	SW7041	5/15/03	0.9	I	µg/L	3.0
71900	Mercury	Grab	N	SW7470	5/14/03	< 0.20	U	µg/L	0.20
01059	Thallium	Grab	N	SW7841	5/16/03	< 1.0	U	µg/L	1.0
	ORGANICS								
49146	1,2-Dibromo-3-chloropropane	Grab	N	SW8011	5/13/03	< 0.020	U	µg/L	0.020
77651	Ethylene Dibromide	Grab	N	SW8011	5/13/03	< 0.010	U	µg/L	0.010
81552	Acetone	Grab	N	SW8260	5/14/03	< 10	U	µg/L	10
34215	Acrylonitrile	Grab	N	SW8260	5/14/03	< 10	U	µg/L	10
34030	Benzene	Grab	N	SW8260	5/14/03	< 1.0	U	µg/L	1.0
73085	Bromochloromethane	Grab	N	SW8260	5/14/03	< 1.0	U	µg/L	1.0
32101	Bromodichloromethane	Grab	N	SW8260	5/14/03	< 0.60	U	µg/L	0.60
32104	Bromoform	Grab	N	SW8260	5/14/03	< 1.0	U	µg/L	1.0
34413	Bromomethane	Grab	N	SW8260	5/14/03	< 1.0	U	µg/L	1.0
81595	2-Butanone	Grab	N	SW8260	5/14/03	< 10	U	µg/L	10
77041	Carbon disulfide	Grab	N	SW8260	5/14/03	< 1.0	U	µg/L	1.0
32102	Carbon tetrachloride	Grab	N	SW8260	5/14/03	< 1.0	U	µg/L	1.0
34301	Chlorobenzene	Grab	N	SW8260	5/14/03	< 1.0	U	µg/L	1.0
34311	Chloroethane	Grab	N	SW8260	5/14/03	< 1.0	U	µg/L	1.0
32106	Chloroform	Grab	N	SW8260	5/14/03	< 1.0	U	µg/L	1.0
34418	Chloromethane	Grab	N	SW8260	5/14/03	< 1.0	U	µg/L	1.0
32105	Dibromochloromethane	Grab	N	SW8260	5/14/03	< 0.50	U	µg/L	0.50

DEP Qualifiers: U - Not Detected at the Reporting Limit
* - Value exceeds Maximum Contaminant Level
I - Analyte detected below quantitation limits

Southeast Landfill Well Monitoring Program

PARAMETER MONITORING REPORT

Ground Water (Rule 62-520.400,.420, .460)

Surface Water (Rule 62-302.500, .510, .503)

Leachate (Rule 62-701.510)

LAB Submission Number: F03050199

Sample Number: F03050199-004

Facility WACS:	Southeast Landfill	**Sample Date/Time:**	5/7/03 8:43:00 AM
Well/Sampling Point WACS:	Holland	**Report Period:**	May 2003
Well/Sampling Point Name:	Holland	**Well Purged:**	YES
Classification of Groundwater:	G-II	**Well Type:**	Private
Ground Water Elevation: (NGVD):			

Storet Code	Parameter Monitored	Sampling Method	Filtered Y/N	Analysis Method	Analysis Date	Analysis Result	Q	Units	Detection Limits
77596	Dibromomethane	Grab	N	SW8260	5/14/03	< 1.0	U	µg/L	1.0
77268	trans-1,4-Dichloro-2-butene	Grab	N	SW8260	5/14/03	< 10	U	µg/L	10
34536	1,2-Dichlorobenzene	Grab	N	SW8260	5/14/03	< 1.0	U	µg/L	1.0
34571	1,4-Dichlorobenzene	Grab	N	SW8260	5/14/03	< 1.0	U	µg/L	1.0
34496	1,1-Dichloroethane	Grab	N	SW8260	5/14/03	< 1.0	U	µg/L	1.0
34531	1,2-Dichloroethane	Grab	N	SW8260	5/14/03	< 1.0	U	µg/L	1.0
34501	1,1-Dichloroethene	Grab	N	SW8260	5/14/03	< 1.0	U	µg/L	1.0
77093	cis-1,2-Dichloroethene	Grab	N	SW8260	5/14/03	< 1.0	U	µg/L	1.0
34546	trans-1,2-Dichloroethene	Grab	N	SW8260	5/14/03	< 1.0	U	µg/L	1.0
34541	1,2-Dichloropropane	Grab	N	SW8260	5/14/03	< 1.0	U	µg/L	1.0
34704	cis-1,3-Dichloropropene	Grab	N	SW8260	5/14/03	< 0.50	U	µg/L	0.50
34699	trans-1,3-Dichloropropene	Grab	N	SW8260	5/14/03	< 0.50	U	µg/L	0.50
34371	Ethylbenzene	Grab	N	SW8260	5/14/03	< 1.0	U	µg/L	1.0
77103	2-Hexanone	Grab	N	SW8260	5/14/03	< 10	U	µg/L	10
77424	Iodomethane	Grab	N	SW8260	5/14/03	< 1.0	U	µg/L	1.0
81596	4-Methyl-2-pentanone	Grab	N	SW8260	5/14/03	< 10	U	µg/L	10
34423	Methylene chloride	Grab	N	SW8260	5/14/03	< 5.0	U	µg/L	5.0
77128	Styrene	Grab	N	SW8260	5/14/03	< 1.0	U	µg/L	1.0
77562	1,1,1,2-Tetrachloroethane	Grab	N	SW8260	5/14/03	< 1.0	U	µg/L	1.0
34516	1,1,2,2-Tetrachloroethane	Grab	N	SW8260	5/14/03	< 0.50	U	µg/L	0.50
34475	Tetrachloroethene	Grab	N	SW8260	5/14/03	< 1.0	U	µg/L	1.0
34010	Toluene	Grab	N	SW8260	5/14/03	< 1.0	U	µg/L	1.0
34506	1,1,1-Trichloroethane	Grab	N	SW8260	5/14/03	< 1.0	U	µg/L	1.0
34511	1,1,2-Trichloroethane	Grab	N	SW8260	5/14/03	< 1.0	U	µg/L	1.0
39180	Trichloroethene	Grab	N	SW8260	5/14/03	< 1.0	U	µg/L	1.0

DEP Qualifiers: U - Not Detected at the Reporting Limit

* - Value exceeds Maximum Contaminant Level

I - Analyte detected below quantitation limits

Southeast Landfill Well Monitoring Program

PARAMETER MONITORING REPORT

Ground Water (Rule 62-520.400,.420, .460)

Surface Water (Rule 62-302.500, .510, .503)

Leachate (Rule 62-701.510)

LAB Submission Number: F03050199

Sample Number: F03050199-004

Facility WACS:	Southeast Landfill	**Sample Date/Time:**	5/7/03 8:43:00 AM
Well/Sampling Point WACS:	Holland	**Report Period:**	May 2003
Well/Sampling Point Name:	Holland	**Well Purged:**	YES
Classification of Groundwater:	G-II	**Well Type:**	Private
Ground Water Elevation: (NGVD):			

Storet Code	Parameter Monitored	Sampling Method	Filtered Y/N	Analysis Method	Analysis Date	Analysis Result	Q	Units	Detection Limits
34488	Trichlorofluoromethane	Grab	N	SW8260	5/14/03	< 1.0	U	µg/L	1.0
77443	1,2,3-Trichloropropane	Grab	N	SW8260	5/14/03	< 0.50	U	µg/L	0.50
77057	Vinyl acetate	Grab	N	SW8260	5/14/03	< 2.0	U	µg/L	2.0
39175	Vinyl chloride	Grab	N	SW8260	5/14/03	< 1.0	U	µg/L	1.0
34020	Xylenes, Total	Grab	N	SW8260	5/14/03	< 1.0	U	µg/L	1.0
	SUB								
	Alpha, Gross	Grab	N	E900.0	5/29/03	2.3+/-1.2	U	pci/L	1.4

DEP Qualifiers: U - Not Detected at the Reporting Limit
* - Value exceeds Maximum Contaminant Level
I - Analyte detected below quantitation limits

Southeast Landfill Well Monitoring Program

PARAMETER MONITORING REPORT

Ground Water (Rule 62-520.400,.420, .460)

Surface Water (Rule 62-302.500, .510, .503)

Leachate (Rule 62-701.510)

LAB Submission Number: F03050199

Sample Number: F03050199-003

Facility WACS:	Southeast Landfill	**Sample Date/Time:**	5/7/03 9:38:00 AM
Well/Sampling Point WACS:	Barnes	**Report Period:**	May 2003
Well/Sampling Point Name:	Barnes	**Well Purged:**	YES
Classification of Groundwater:	G-II	**Well Type:**	Private
Ground Water Elevation: (NGVD):			

Storet Code	Parameter Monitored	Sampling Method	Filtered Y/N	Analysis Method	Analysis Date	Analysis Result	Q	Units	Detection Limits
	FIELD								
00094	Conductivity	Grab	N	E120.1	5/7/03	405		umhos/c	
00406	pH	Grab	N	E150.1	5/7/03	7.47		S.U.	
00010	Temperature	Grab	N	E170.1	5/7/03	23.8		deg C	
82078	Turbidity	Grab	N	E180.1	5/7/03	0.6		NTU	
00299	Dissolved Oxygen	Grab	N	E360.1	5/7/03	3.17		mg/L	
	INORGANICS								
00095	Conductance, Specific	Grab	N	E120.1	5/8/03	445		µmhos/c	1.00
00403	pH	Grab	N	E150.1	5/8/03	7.27		pH units	
70300	Solids, Total Dissolved	Grab	N	E160.1	5/12/03	260		mg/L	5.0
00940	Chloride	Grab	N	E300.0	5/9/03	9.9		mg/L	0.50
00620	Nitrogen, Nitrate	Grab	N	E300.0	5/9/03	0.094		mg/L	0.050
00610	Nitrogen, Ammonia (As N)	Grab	N	E350.1	5/14/03	0.31		mg/L	0.050
	METALS								
01002	Arsenic	Grab	N	SW6010	5/12/03	< 10	U	µg/L	10
01007	Barium	Grab	N	SW6010	5/12/03	7	I	µg/L	10
01012	Beryllium	Grab	N	SW6010	5/12/03	< 1.0	U	µg/L	1.0
01027	Cadmium	Grab	N	SW6010	5/12/03	< 1.0	U	µg/L	1.0
01034	Chromium	Grab	N	SW6010	5/12/03	< 5.0	U	µg/L	5.0
01037	Cobalt	Grab	N	SW6010	5/12/03	< 10	U	µg/L	10
01042	Copper	Grab	N	SW6010	5/12/03	3	I	µg/L	5.0
01045	Iron	Grab	N	SW6010	5/12/03	53		µg/L	40
01051	Lead	Grab	N	SW6010	5/12/03	< 5.0	U	µg/L	5.0
01067	Nickel	Grab	N	SW6010	5/12/03	< 5.0	U	µg/L	5.0
01147	Selenium	Grab	N	SW6010	5/12/03	< 10	U	µg/L	10

DEP Qualifiers: U - Not Detected at the Reporting Limit

* - Value exceeds Maximum Contaminant Level

I - Analyte detected below quantitation limits

Southeast Landfill Well Monitoring Program

PARAMETER MONITORING REPORT

Ground Water (Rule 62-520.400,.420, .460)

Surface Water (Rule 62-302.500, .510, .503)

Leachate (Rule 62-701.510)

LAB Submission Number: F03050199

Sample Number: F03050199-003

Facility WACS:	Southeast Landfill	**Sample Date/Time:**	5/7/03 9:38:00 AM
Well/Sampling Point WACS:	Barnes	**Report Period:**	May 2003
Well/Sampling Point Name:	Barnes	**Well Purged:**	YES
Classification of Groundwater:	G-II	**Well Type:**	Private
Ground Water Elevation: (NGVD):			

Storet Code	Parameter Monitored	Sampling Method	Filtered Y/N	Analysis Method	Analysis Date	Analysis Result	Q	Units	Detection Limits
01077	Silver	Grab	N	SW6010	5/12/03	< 5.0	U	µg/L	5.0
00929	Sodium	Grab	N	SW6010	5/12/03	16000		µg/L	500
01087	Vanadium	Grab	N	SW6010	5/12/03	< 10	U	µg/L	10
01092	Zinc	Grab	N	SW6010	5/12/03	110		µg/L	20
01097	Antimony	Grab	N	SW7041	5/15/03	1	I	µg/L	3.0
71900	Mercury	Grab	N	SW7470	5/14/03	< 0.20	U	µg/L	0.20
01059	Thallium	Grab	N	SW7841	5/16/03	< 1.0	U	µg/L	1.0
	ORGANICS								
49146	1,2-Dibromo-3-chloropropane	Grab	N	SW8011	5/13/03	< 0.020	U	µg/L	0.020
77651	Ethylene Dibromide	Grab	N	SW8011	5/13/03	< 0.010	U	µg/L	0.010
81552	Acetone	Grab	N	SW8260	5/14/03	< 10	U	µg/L	10
34215	Acrylonitrile	Grab	N	SW8260	5/14/03	< 10	U	µg/L	10
34030	Benzene	Grab	N	SW8260	5/14/03	< 1.0	U	µg/L	1.0
73085	Bromochloromethane	Grab	N	SW8260	5/14/03	< 1.0	U	µg/L	1.0
32101	Bromodichloromethane	Grab	N	SW8260	5/14/03	< 0.60	U	µg/L	0.60
32104	Bromoform	Grab	N	SW8260	5/14/03	< 1.0	U	µg/L	1.0
34413	Bromomethane	Grab	N	SW8260	5/14/03	< 1.0	U	µg/L	1.0
81595	2-Butanone	Grab	N	SW8260	5/14/03	< 10	U	µg/L	10
77041	Carbon disulfide	Grab	N	SW8260	5/14/03	< 1.0	U	µg/L	1.0
32102	Carbon tetrachloride	Grab	N	SW8260	5/14/03	< 1.0	U	µg/L	1.0
34301	Chlorobenzene	Grab	N	SW8260	5/14/03	< 1.0	U	µg/L	1.0
34311	Chloroethane	Grab	N	SW8260	5/14/03	< 1.0	U	µg/L	1.0
32106	Chloroform	Grab	N	SW8260	5/14/03	< 1.0	U	µg/L	1.0
34418	Chloromethane	Grab	N	SW8260	5/14/03	< 1.0	U	µg/L	1.0
32105	Dibromochloromethane	Grab	N	SW8260	5/14/03	< 0.50	U	µg/L	0.50

DEP Qualifiers: U - Not Detected at the Reporting Limit
* - Value exceeds Maximum Contaminant Level
I - Analyte detected below quantitation limits

Southeast Landfill Well Monitoring Program

PARAMETER MONITORING REPORT

Ground Water (Rule 62-520.400,.420, .460)

Surface Water (Rule 62-302.500, .510, .503)

Leachate (Rule 62-701.510)

LAB Submission Number: F03050199

Sample Number: F03050199-003

Facility WACS:	Southeast Landfill	**Sample Date/Time:**	5/7/03 9:38:00 AM
Well/Sampling Point WACS:	Barnes	**Report Period:**	May 2003
Well/Sampling Point Name:	Barnes	**Well Purged:**	YES
Classification of Groundwater:	G-II	**Well Type:**	Private
Ground Water Elevation: (NGVD):			

Storet Code	Parameter Monitored	Sampling Method	Filtered Y/N	Analysis Method	Analysis Date	Analysis Result	Q	Units	Detection Limits
77596	Dibromomethane	Grab	N	SW8260	5/14/03	< 1.0	U	µg/L	1.0
77268	trans-1,4-Dichloro-2-butene	Grab	N	SW8260	5/14/03	< 10	U	µg/L	10
34536	1,2-Dichlorobenzene	Grab	N	SW8260	5/14/03	< 1.0	U	µg/L	1.0
34571	1,4-Dichlorobenzene	Grab	N	SW8260	5/14/03	< 1.0	U	µg/L	1.0
34496	1,1-Dichloroethane	Grab	N	SW8260	5/14/03	< 1.0	U	µg/L	1.0
34531	1,2-Dichloroethane	Grab	N	SW8260	5/14/03	< 1.0	U	µg/L	1.0
34501	1,1-Dichloroethene	Grab	N	SW8260	5/14/03	< 1.0	U	µg/L	1.0
77093	cis-1,2-Dichloroethene	Grab	N	SW8260	5/14/03	< 1.0	U	µg/L	1.0
34546	trans-1,2-Dichloroethene	Grab	N	SW8260	5/14/03	< 1.0	U	µg/L	1.0
34541	1,2-Dichloropropane	Grab	N	SW8260	5/14/03	< 1.0	U	µg/L	1.0
34704	cis-1,3-Dichloropropene	Grab	N	SW8260	5/14/03	< 0.50	U	µg/L	0.50
34699	trans-1,3-Dichloropropene	Grab	N	SW8260	5/14/03	< 0.50	U	µg/L	0.50
34371	Ethylbenzene	Grab	N	SW8260	5/14/03	< 1.0	U	µg/L	1.0
77103	2-Hexanone	Grab	N	SW8260	5/14/03	< 10	U	µg/L	10
77424	Iodomethane	Grab	N	SW8260	5/14/03	< 1.0	U	µg/L	1.0
81596	4-Methyl-2-pentanone	Grab	N	SW8260	5/14/03	< 10	U	µg/L	10
34423	Methylene chloride	Grab	N	SW8260	5/14/03	< 5.0	U	µg/L	5.0
77128	Styrene	Grab	N	SW8260	5/14/03	< 1.0	U	µg/L	1.0
77562	1,1,1,2-Tetrachloroethane	Grab	N	SW8260	5/14/03	< 1.0	U	µg/L	1.0
34516	1,1,2,2-Tetrachloroethane	Grab	N	SW8260	5/14/03	< 0.50	U	µg/L	0.50
34475	Tetrachloroethene	Grab	N	SW8260	5/14/03	< 1.0	U	µg/L	1.0
34010	Toluene	Grab	N	SW8260	5/14/03	< 1.0	U	µg/L	1.0
34506	1,1,1-Trichloroethane	Grab	N	SW8260	5/14/03	< 1.0	U	µg/L	1.0
34511	1,1,2-Trichloroethane	Grab	N	SW8260	5/14/03	< 1.0	U	µg/L	1.0
39180	Trichloroethene	Grab	N	SW8260	5/14/03	< 1.0	U	µg/L	1.0

DEP Qualifiers: U - Not Detected at the Reporting Limit
* - Value exceeds Maximum Contaminant Level
I - Analyte detected below quantitation limits

Southeast Landfill Well Monitoring Program

PARAMETER MONITORING REPORT

Ground Water (Rule 62-520.400,.420, .460)

Surface Water (Rule 62-302.500, .510, .503)

Leachate (Rule 62-701.510)

LAB Submission Number: F03050199

Sample Number: F03050199-003

Facility WACS:	Southeast Landfill	**Sample Date/Time:**	5/7/03 9:38:00 AM
Well/Sampling Point WACS:	Barnes	**Report Period:**	May 2003
Well/Sampling Point Name:	Barnes	**Well Purged:**	YES
Classification of Groundwater:	G-II	**Well Type:**	Private
Ground Water Elevation: (NGVD):			

Storet Code	Parameter Monitored	Sampling Method	Filtered Y/N	Analysis Method	Analysis Date	Analysis Result	Q	Units	Detection Limits
34488	Trichlorofluoromethane	Grab	N	SW8260	5/14/03	< 1.0	U	µg/L	1.0
77443	1,2,3-Trichloropropane	Grab	N	SW8260	5/14/03	< 0.50	U	µg/L	0.50
77057	Vinyl acetate	Grab	N	SW8260	5/14/03	< 2.0	U	µg/L	2.0
39175	Vinyl chloride	Grab	N	SW8260	5/14/03	< 1.0	U	µg/L	1.0
34020	Xylenes, Total	Grab	N	SW8260	5/14/03	< 1.0	U	µg/L	1.0
	SUB								
	Alpha, Gross	Grab	N	E900.0	5/29/03	2.4+/-0.9	U	pci/L	1.2

DEP Qualifiers: U - Not Detected at the Reporting Limit
* - Value exceeds Maximum Contaminant Level
I - Analyte detected below quantitation limits

Southeast Landfill Well Monitoring Program

PARAMETER MONITORING REPORT

Ground Water (Rule 62-520.400,.420, .460)

Surface Water (Rule 62-302.500, .510, .503)

Leachate (Rule 62-701.510)

LAB Submission Number: F03050199

Sample Number: F03050199-007

Facility WACS:	Southeast Landfill	**Sample Date/Time:**	5/7/03 7:38:00 AM
Well/Sampling Point WACS:	Travel Blank	**Report Period:**	May 2003
Well/Sampling Point Name:	Travel Blank	**Well Purged:**	YES
Classification of Groundwater:	G-II	**Well Type:**	Private
Ground Water Elevation: (NGVD):			

Storet Code	Parameter Monitored	Sampling Method	Filtered Y/N	Analysis Method	Analysis Date	Analysis Result	Q	Units	Detection Limits
	ORGANICS								
81552	Acetone	Grab	N	SW8260	5/14/03	< 10	U	µg/L	10
34215	Acrylonitrile	Grab	N	SW8260	5/14/03	< 10	U	µg/L	10
34030	Benzene	Grab	N	SW8260	5/14/03	< 1.0	U	µg/L	1.0
73085	Bromochloromethane	Grab	N	SW8260	5/14/03	< 1.0	U	µg/L	1.0
32101	Bromodichloromethane	Grab	N	SW8260	5/14/03	< 0.60	U	µg/L	0.60
32104	Bromoform	Grab	N	SW8260	5/14/03	< 1.0	U	µg/L	1.0
34413	Bromomethane	Grab	N	SW8260	5/14/03	< 1.0	U	µg/L	1.0
81595	2-Butanone	Grab	N	SW8260	5/14/03	< 10	U	µg/L	10
77041	Carbon disulfide	Grab	N	SW8260	5/14/03	< 1.0	U	µg/L	1.0
32102	Carbon tetrachloride	Grab	N	SW8260	5/14/03	< 1.0	U	µg/L	1.0
34301	Chlorobenzene	Grab	N	SW8260	5/14/03	< 1.0	U	µg/L	1.0
34311	Chloroethane	Grab	N	SW8260	5/14/03	< 1.0	U	µg/L	1.0
32106	Chloroform	Grab	N	SW8260	5/14/03	< 1.0	U	µg/L	1.0
34418	Chloromethane	Grab	N	SW8260	5/14/03	< 1.0	U	µg/L	1.0
32105	Dibromochloromethane	Grab	N	SW8260	5/14/03	< 0.50	U	µg/L	0.50
77596	Dibromomethane	Grab	N	SW8260	5/14/03	< 1.0	U	µg/L	1.0
77268	trans-1,4-Dichloro-2-butene	Grab	N	SW8260	5/14/03	< 10	U	µg/L	10
34536	1,2-Dichlorobenzene	Grab	N	SW8260	5/14/03	< 1.0	U	µg/L	1.0
34571	1,4-Dichlorobenzene	Grab	N	SW8260	5/14/03	< 1.0	U	µg/L	1.0
34496	1,1-Dichloroethane	Grab	N	SW8260	5/14/03	< 1.0	U	µg/L	1.0
34531	1,2-Dichloroethane	Grab	N	SW8260	5/14/03	< 1.0	U	µg/L	1.0
34501	1,1-Dichloroethene	Grab	N	SW8260	5/14/03	< 1.0	U	µg/L	1.0
77093	cis-1,2-Dichloroethene	Grab	N	SW8260	5/14/03	< 1.0	U	µg/L	1.0
34546	trans-1,2-Dichloroethene	Grab	N	SW8260	5/14/03	< 1.0	U	µg/L	1.0

DEP Qualifiers: U - Not Detected at the Reporting Limit
* - Value exceeds Maximum Contaminant Level
I - Analyte detected below quantitation limits

Southeast Landfill Well Monitoring Program

PARAMETER MONITORING REPORT

Ground Water (Rule 62-520.400,.420, .460)

Surface Water (Rule 62-302.500, .510, .503)

Leachate (Rule 62-701.510)

LAB Submission Number: F03050199

Sample Number: F03050199-007

Facility WACS:	Southeast Landfill	**Sample Date/Time:**	5/7/03 7:38:00 AM
Well/Sampling Point WACS:	Travel Blank	**Report Period:**	May 2003
Well/Sampling Point Name:	Travel Blank	**Well Purged:**	YES
Classification of Groundwater:	G-II	**Well Type:**	Private
Ground Water Elevation: (NGVD):			

Storet Code	Parameter Monitored	Sampling Method	Filtered Y/N	Analysis Method	Analysis Date	Analysis Result	Q	Units	Detection Limits
34541	1,2-Dichloropropane	Grab	N	SW8260	5/14/03	< 1.0	U	µg/L	1.0
34704	cis-1,3-Dichloropropene	Grab	N	SW8260	5/14/03	< 0.50	U	µg/L	0.50
34699	trans-1,3-Dichloropropene	Grab	N	SW8260	5/14/03	< 0.50	U	µg/L	0.50
34371	Ethylbenzene	Grab	N	SW8260	5/14/03	< 1.0	U	µg/L	1.0
77103	2-Hexanone	Grab	N	SW8260	5/14/03	< 10	U	µg/L	10
77424	Iodomethane	Grab	N	SW8260	5/14/03	< 1.0	U	µg/L	1.0
81596	4-Methyl-2-pentanone	Grab	N	SW8260	5/14/03	< 10	U	µg/L	10
34423	Methylene chloride	Grab	N	SW8260	5/14/03	< 5.0	U	µg/L	5.0
77128	Styrene	Grab	N	SW8260	5/14/03	< 1.0	U	µg/L	1.0
77562	1,1,1,2-Tetrachloroethane	Grab	N	SW8260	5/14/03	< 1.0	U	µg/L	1.0
34516	1,1,2,2-Tetrachloroethane	Grab	N	SW8260	5/14/03	< 0.50	U	µg/L	0.50
34475	Tetrachloroethene	Grab	N	SW8260	5/14/03	< 1.0	U	µg/L	1.0
34010	Toluene	Grab	N	SW8260	5/14/03	< 1.0	U	µg/L	1.0
34506	1,1,1-Trichloroethane	Grab	N	SW8260	5/14/03	< 1.0	U	µg/L	1.0
34511	1,1,2-Trichloroethane	Grab	N	SW8260	5/14/03	< 1.0	U	µg/L	1.0
39180	Trichloroethene	Grab	N	SW8260	5/14/03	< 1.0	U	µg/L	1.0
34488	Trichlorofluoromethane	Grab	N	SW8260	5/14/03	< 1.0	U	µg/L	1.0
77443	1,2,3-Trichloropropane	Grab	N	SW8260	5/14/03	< 0.50	U	µg/L	0.50
77057	Vinyl acetate	Grab	N	SW8260	5/14/03	< 2.0	U	µg/L	2.0
39175	Vinyl chloride	Grab	N	SW8260	5/14/03	< 1.0	U	µg/L	1.0
34020	Xylenes, Total	Grab	N	SW8260	5/14/03	< 1.0	U	µg/L	1.0

DEP Qualifiers: U - Not Detected at the Reporting Limit
* - Value exceeds Maximum Contaminant Level
I - Analyte detected below quantitation limits



Southeast Landfill Well Monitoring Program
PARAMETER MONITORING REPORT
Ground Water (Rule 62-520.400,.420, .460)
Surface Water (Rule 62-302.500, .510, .503)
Leachate (Rule 62-701.510)
LAB Submission Number: F03050199
Sample Number: F03050199-001

Facility WACS:	Southeast Landfill	**Sample Date/Time:**	5/7/03 7:40:00 AM
Well/Sampling Point WACS:	Equip Blank	**Report Period:**	May 2003
Well/Sampling Point Name:	Equip Blank	**Well Purged:**	YES
Classification of Groundwater:	G-II	**Well Type:**	Private
Ground Water Elevation: (NGVD):			

Storet Code	Parameter Monitored	Sampling Method	Filtered Y/N	Analysis Method	Analysis Date	Analysis Result	Q	Units	Detection Limits
	INORGANICS								
00095	Conductance, Specific	Grab	N	E120.1	5/8/03	1.80		µmhos/c	1.00
00403	pH	Grab	N	E150.1	5/8/03	5.90		pH units	
70300	Solids, Total Dissolved	Grab	N	E160.1	5/12/03	1	I	mg/L	5.0
00940	Chloride	Grab	N	E300.0	5/8/03	< 0.50	U	mg/L	0.50
00620	Nitrogen, Nitrate	Grab	N	E300.0	5/8/03	< 0.050	U	mg/L	0.050
00610	Nitrogen, Ammonia (As N)	Grab	N	E350.1	5/14/03	0.092		mg/L	0.050
	METALS								
01002	Arsenic	Grab	N	SW6010	5/12/03	< 10	U	µg/L	10
01007	Barium	Grab	N	SW6010	5/12/03	2	I	µg/L	10
01012	Beryllium	Grab	N	SW6010	5/12/03	< 1.0	U	µg/L	1.0
01027	Cadmium	Grab	N	SW6010	5/12/03	< 1.0	U	µg/L	1.0
01034	Chromium	Grab	N	SW6010	5/12/03	< 5.0	U	µg/L	5.0
01037	Cobalt	Grab	N	SW6010	5/12/03	< 10	U	µg/L	10
01042	Copper	Grab	N	SW6010	5/12/03	< 5.0	U	µg/L	5.0
01045	Iron	Grab	N	SW6010	5/12/03	< 40	U	µg/L	40
01051	Lead	Grab	N	SW6010	5/12/03	< 5.0	U	µg/L	5.0
01067	Nickel	Grab	N	SW6010	5/12/03	< 5.0	U	µg/L	5.0
01147	Selenium	Grab	N	SW6010	5/12/03	< 10	U	µg/L	10
01077	Silver	Grab	N	SW6010	5/12/03	< 5.0	U	µg/L	5.0
00929	Sodium	Grab	N	SW6010	5/12/03	< 500	U	µg/L	500
01087	Vanadium	Grab	N	SW6010	5/12/03	< 10	U	µg/L	10
01092	Zinc	Grab	N	SW6010	5/12/03	10	I	µg/L	20
01097	Antimony	Grab	N	SW7041	5/15/03	< 3.0	U	µg/L	3.0
71900	Mercury	Grab	N	SW7470	5/14/03	< 0.20	U	µg/L	0.20

DEP Qualifiers: U - Not Detected at the Reporting Limit
* - Value exceeds Maximum Contaminant Level
I - Analyte detected below quantitation limits

Southeast Landfill Well Monitoring Program

PARAMETER MONITORING REPORT

Ground Water (Rule 62-520.400,.420, .460)

Surface Water (Rule 62-302.500, .510, .503)

Leachate (Rule 62-701.510)

LAB Submission Number: F03050199

Sample Number: F03050199-001

Facility WACS:	Southeast Landfill	**Sample Date/Time:**	5/7/03 7:40:00 AM
Well/Sampling Point WACS:	Equip Blank	**Report Period:**	May 2003
Well/Sampling Point Name:	Equip Blank	**Well Purged:**	YES
Classification of Groundwater:	G-II	**Well Type:**	Private
Ground Water Elevation: (NGVD):			

Storet Code	Parameter Monitored	Sampling Method	Filtered Y/N	Analysis Method	Analysis Date	Analysis Result	Q	Units	Detection Limits
01059	Thallium	Grab	N	SW7841	5/16/03	< 1.0	U	µg/L	1.0
	ORGANICS								
49146	1,2-Dibromo-3-chloropropane	Grab	N	SW8011	5/13/03	< 0.020	U	µg/L	0.020
77651	Ethylene Dibromide	Grab	N	SW8011	5/13/03	< 0.010	U	µg/L	0.010
81552	Acetone	Grab	N	SW8260	5/10/03	2	I	µg/L	10
34215	Acrylonitrile	Grab	N	SW8260	5/10/03	< 10	U	µg/L	10
34030	Benzene	Grab	N	SW8260	5/10/03	< 1.0	U	µg/L	1.0
73085	Bromochloromethane	Grab	N	SW8260	5/10/03	< 1.0	U	µg/L	1.0
32101	Bromodichloromethane	Grab	N	SW8260	5/10/03	< 0.60	U	µg/L	0.60
32104	Bromoform	Grab	N	SW8260	5/10/03	< 1.0	U	µg/L	1.0
34413	Bromomethane	Grab	N	SW8260	5/10/03	< 1.0	U	µg/L	1.0
81595	2-Butanone	Grab	N	SW8260	5/10/03	< 10	U	µg/L	10
77041	Carbon disulfide	Grab	N	SW8260	5/10/03	< 1.0	U	µg/L	1.0
32102	Carbon tetrachloride	Grab	N	SW8260	5/10/03	< 1.0	U	µg/L	1.0
34301	Chlorobenzene	Grab	N	SW8260	5/10/03	< 1.0	U	µg/L	1.0
34311	Chloroethane	Grab	N	SW8260	5/10/03	< 1.0	U	µg/L	1.0
32106	Chloroform	Grab	N	SW8260	5/10/03	< 1.0	U	µg/L	1.0
34418	Chloromethane	Grab	N	SW8260	5/10/03	< 1.0	U	µg/L	1.0
32105	Dibromochloromethane	Grab	N	SW8260	5/10/03	< 0.50	U	µg/L	0.50
77596	Dibromomethane	Grab	N	SW8260	5/10/03	< 1.0	U	µg/L	1.0
77268	trans-1,4-Dichloro-2-butene	Grab	N	SW8260	5/10/03	< 10	U	µg/L	10
34536	1,2-Dichlorobenzene	Grab	N	SW8260	5/10/03	< 1.0	U	µg/L	1.0
34571	1,4-Dichlorobenzene	Grab	N	SW8260	5/10/03	< 1.0	U	µg/L	1.0
34496	1,1-Dichloroethane	Grab	N	SW8260	5/10/03	< 1.0	U	µg/L	1.0
34531	1,2-Dichloroethane	Grab	N	SW8260	5/10/03	< 1.0	U	µg/L	1.0

DEP Qualifiers: U - Not Detected at the Reporting Limit

* - Value exceeds Maximum Contaminant Level

I - Analyte detected below quantitation limits

Southeast Landfill Well Monitoring Program

PARAMETER MONITORING REPORT

Ground Water (Rule 62-520.400,.420, .460)

Surface Water (Rule 62-302.500, .510, .503)

Leachate (Rule 62-701.510)

LAB Submission Number: F03050199

Sample Number: F03050199-001

Facility WACS:	Southeast Landfill	**Sample Date/Time:**	5/7/03 7:40:00 AM
Well/Sampling Point WACS:	Equip Blank	**Report Period:**	May 2003
Well/Sampling Point Name:	Equip Blank	**Well Purged:**	YES
Classification of Groundwater:	G-II	**Well Type:**	Private
Ground Water Elevation: (NGVD):			

Storet Code	Parameter Monitored	Sampling Method	Filtered Y/N	Analysis Method	Analysis Date	Analysis Result	Q	Units	Detection Limits
34501	1,1-Dichloroethene	Grab	N	SW8260	5/10/03	< 1.0	U	µg/L	1.0
77093	cis-1,2-Dichloroethene	Grab	N	SW8260	5/10/03	< 1.0	U	µg/L	1.0
34546	trans-1,2-Dichloroethene	Grab	N	SW8260	5/10/03	< 1.0	U	µg/L	1.0
34541	1,2-Dichloropropane	Grab	N	SW8260	5/10/03	< 1.0	U	µg/L	1.0
34704	cis-1,3-Dichloropropene	Grab	N	SW8260	5/10/03	< 0.50	U	µg/L	0.50
34699	trans-1,3-Dichloropropene	Grab	N	SW8260	5/10/03	< 0.50	U	µg/L	0.50
34371	Ethylbenzene	Grab	N	SW8260	5/10/03	< 1.0	U	µg/L	1.0
77103	2-Hexanone	Grab	N	SW8260	5/10/03	< 10	U	µg/L	10
77424	Iodomethane	Grab	N	SW8260	5/10/03	< 1.0	U	µg/L	1.0
81596	4-Methyl-2-pentanone	Grab	N	SW8260	5/10/03	< 10	U	µg/L	10
34423	Methylene chloride	Grab	N	SW8260	5/10/03	< 5.0	U	µg/L	5.0
77128	Styrene	Grab	N	SW8260	5/10/03	< 1.0	U	µg/L	1.0
77562	1,1,1,2-Tetrachloroethane	Grab	N	SW8260	5/10/03	< 1.0	U	µg/L	1.0
34516	1,1,2,2-Tetrachloroethane	Grab	N	SW8260	5/10/03	< 0.50	U	µg/L	0.50
34475	Tetrachloroethene	Grab	N	SW8260	5/10/03	< 1.0	U	µg/L	1.0
34010	Toluene	Grab	N	SW8260	5/10/03	< 1.0	U	µg/L	1.0
34506	1,1,1-Trichloroethane	Grab	N	SW8260	5/10/03	< 1.0	U	µg/L	1.0
34511	1,1,2-Trichloroethane	Grab	N	SW8260	5/10/03	< 1.0	U	µg/L	1.0
39180	Trichloroethene	Grab	N	SW8260	5/10/03	< 1.0	U	µg/L	1.0
34488	Trichlorofluoromethane	Grab	N	SW8260	5/10/03	< 1.0	U	µg/L	1.0
77443	1,2,3-Trichloropropane	Grab	N	SW8260	5/10/03	< 0.50	U	µg/L	0.50
77057	Vinyl acetate	Grab	N	SW8260	5/10/03	< 2.0	U	µg/L	2.0
39175	Vinyl chloride	Grab	N	SW8260	5/10/03	< 1.0	U	µg/L	1.0
34020	Xylenes, Total	Grab	N	SW8260	5/10/03	< 1.0	U	µg/L	1.0
	SUB								

DEP Qualifiers: U - Not Detected at the Reporting Limit
* - Value exceeds Maximum Contaminant Level
I - Analyte detected below quantitation limits

Southeast Landfill Well Monitoring Program

PARAMETER MONITORING REPORT

Ground Water (Rule 62-520.400,.420, .460)

Surface Water (Rule 62-302.500, .510, .503)

Leachate (Rule 62-701.510)

LAB Submission Number: F03050199

Sample Number: F03050199-001

Facility WACS:	Southeast Landfill	**Sample Date/Time:**	5/7/03 7:40:00 AM
Well/Sampling Point WACS:	Equip Blank	**Report Period:**	May 2003
Well/Sampling Point Name:	Equip Blank	**Well Purged:**	YES
Classification of Groundwater:	G-II	**Well Type:**	Private
Ground Water Elevation: (NGVD):			

Storet Code	Parameter Monitored	Sampling Method	Filtered Y/N	Analysis Method	Analysis Date	Analysis Result	Q	Units	Detection Limits
	Alpha, Gross	Grab	N	E900.0	5/29/03	<0.7+/-0.3	U	pci/L	0.70

DEP Qualifiers: U - Not Detected at the Reporting Limit

* - Value exceeds Maximum Contaminant Level

I - Analyte detected below quantitation limits

Southeast Landfill Well Monitoring Program

PARAMETER MONITORING REPORT

Ground Water (Rule 62-520.400,.420, .460)

Surface Water (Rule 62-302.500, .510, .503)

Leachate (Rule 62-701.510)

LAB Submission Number: F03050199

Sample Number: F03050199-002

Facility WACS:	Southeast Landfill	**Sample Date/Time:**	5/7/03 12:00:00 PM
Well/Sampling Point WACS:	Dup	**Report Period:**	May 2003
Well/Sampling Point Name:	Dup	**Well Purged:**	YES
Classification of Groundwater:	G-II	**Well Type:**	Private
Ground Water Elevation: (NGVD):			

Storet Code	Parameter Monitored	Sampling Method	Filtered Y/N	Analysis Method	Analysis Date	Analysis Result	Q	Units	Detection Limits
	INORGANICS								
00095	Conductance, Specific	Grab	N	E120.1	5/8/03	600		µmhos/c	1.00
00403	pH	Grab	N	E150.1	5/8/03	6.90		pH units	
70300	Solids, Total Dissolved	Grab	N	E160.1	5/12/03	330		mg/L	5.0
00940	Chloride	Grab	N	E300.0	5/8/03	27		mg/L	0.50
00620	Nitrogen, Nitrate	Grab	N	E300.0	5/8/03	0.060		mg/L	0.050
00610	Nitrogen, Ammonia (As N)	Grab	N	E350.1	5/14/03	0.21		mg/L	0.050
	METALS								
01002	Arsenic	Grab	N	SW6010	5/12/03	6	I	µg/L	10
01007	Barium	Grab	N	SW6010	5/12/03	5	I	µg/L	10
01012	Beryllium	Grab	N	SW6010	5/12/03	< 1.0	U	µg/L	1.0
01027	Cadmium	Grab	N	SW6010	5/12/03	< 1.0	U	µg/L	1.0
01034	Chromium	Grab	N	SW6010	5/12/03	< 5.0	U	µg/L	5.0
01037	Cobalt	Grab	N	SW6010	5/12/03	< 10	U	µg/L	10
01042	Copper	Grab	N	SW6010	5/12/03	1	I	µg/L	5.0
01045	Iron	Grab	N	SW6010	5/12/03	550	*	µg/L	40
01051	Lead	Grab	N	SW6010	5/12/03	3	I	µg/L	5.0
01067	Nickel	Grab	N	SW6010	5/12/03	< 5.0	U	µg/L	5.0
01147	Selenium	Grab	N	SW6010	5/12/03	< 10	U	µg/L	10
01077	Silver	Grab	N	SW6010	5/12/03	< 5.0	U	µg/L	5.0
00929	Sodium	Grab	N	SW6010	5/12/03	8700		µg/L	500
01087	Vanadium	Grab	N	SW6010	5/12/03	< 10	U	µg/L	10
01092	Zinc	Grab	N	SW6010	5/12/03	140		µg/L	20
01097	Antimony	Grab	N	SW7041	5/15/03	0.8	I	µg/L	3.0
71900	Mercury	Grab	N	SW7470	5/14/03	< 0.20	U	µg/L	0.20

DEP Qualifiers: U - Not Detected at the Reporting Limit
* - Value exceeds Maximum Contaminant Level
I - Analyte detected below quantitation limits

Southeast Landfill Well Monitoring Program

PARAMETER MONITORING REPORT

Ground Water (Rule 62-520.400,.420, .460)

Surface Water (Rule 62-302.500, .510, .503)

Leachate (Rule 62-701.510)

LAB Submission Number: F03050199

Sample Number: F03050199-002

Facility WACS:	Southeast Landfill	**Sample Date/Time:**	5/7/03 12:00:00 PM
Well/Sampling Point WACS:	Dup	**Report Period:**	May 2003
Well/Sampling Point Name:	Dup	**Well Purged:**	YES
Classification of Groundwater:	G-II	**Well Type:**	Private
Ground Water Elevation: (NGVD):			

Storet Code	Parameter Monitored	Sampling Method	Filtered Y/N	Analysis Method	Analysis Date	Analysis Result	Q	Units	Detection Limits
01059	Thallium	Grab	N	SW7841	5/16/03	< 1.0	U	µg/L	1.0
	ORGANICS								
49146	1,2-Dibromo-3-chloropropane	Grab	N	SW8011	5/13/03	< 0.020	U	µg/L	0.020
77651	Ethylene Dibromide	Grab	N	SW8011	5/13/03	< 0.010	U	µg/L	0.010
81552	Acetone	Grab	N	SW8260	5/10/03	< 10	U	µg/L	10
34215	Acrylonitrile	Grab	N	SW8260	5/10/03	< 10	U	µg/L	10
34030	Benzene	Grab	N	SW8260	5/10/03	< 1.0	U	µg/L	1.0
73085	Bromochloromethane	Grab	N	SW8260	5/10/03	< 1.0	U	µg/L	1.0
32101	Bromodichloromethane	Grab	N	SW8260	5/10/03	< 0.60	U	µg/L	0.60
32104	Bromoform	Grab	N	SW8260	5/10/03	< 1.0	U	µg/L	1.0
34413	Bromomethane	Grab	N	SW8260	5/10/03	< 1.0	U	µg/L	1.0
81595	2-Butanone	Grab	N	SW8260	5/10/03	< 10	U	µg/L	10
77041	Carbon disulfide	Grab	N	SW8260	5/10/03	< 1.0	U	µg/L	1.0
32102	Carbon tetrachloride	Grab	N	SW8260	5/10/03	< 1.0	U	µg/L	1.0
34301	Chlorobenzene	Grab	N	SW8260	5/10/03	< 1.0	U	µg/L	1.0
34311	Chloroethane	Grab	N	SW8260	5/10/03	< 1.0	U	µg/L	1.0
32106	Chloroform	Grab	N	SW8260	5/10/03	< 1.0	U	µg/L	1.0
34418	Chloromethane	Grab	N	SW8260	5/10/03	< 1.0	U	µg/L	1.0
32105	Dibromochloromethane	Grab	N	SW8260	5/10/03	< 0.50	U	µg/L	0.50
77596	Dibromomethane	Grab	N	SW8260	5/10/03	< 1.0	U	µg/L	1.0
77268	trans-1,4-Dichloro-2-butene	Grab	N	SW8260	5/10/03	< 10	U	µg/L	10
34536	1,2-Dichlorobenzene	Grab	N	SW8260	5/10/03	< 1.0	U	µg/L	1.0
34571	1,4-Dichlorobenzene	Grab	N	SW8260	5/10/03	< 1.0	U	µg/L	1.0
34496	1,1-Dichloroethane	Grab	N	SW8260	5/10/03	< 1.0	U	µg/L	1.0
34531	1,2-Dichloroethane	Grab	N	SW8260	5/10/03	< 1.0	U	µg/L	1.0

DEP Qualifiers: U - Not Detected at the Reporting Limit
* - Value exceeds Maximum Contaminant Level
I - Analyte detected below quantitation limits

Southeast Landfill Well Monitoring Program

PARAMETER MONITORING REPORT

Ground Water (Rule 62-520.400,.420, .460)

Surface Water (Rule 62-302.500, .510, .503)

Leachate (Rule 62-701.510)

LAB Submission Number: F03050199

Sample Number: F03050199-002

Facility WACS:	Southeast Landfill	**Sample Date/Time:**	5/7/03 12:00:00 PM
Well/Sampling Point WACS:	Dup	**Report Period:**	May 2003
Well/Sampling Point Name:	Dup	**Well Purged:**	YES
Classification of Groundwater:	G-II	**Well Type:**	Private
Ground Water Elevation: (NGVD):			

Storet Code	Parameter Monitored	Sampling Method	Filtered Y/N	Analysis Method	Analysis Date	Analysis Result	Q	Units	Detection Limits
34501	1,1-Dichloroethene	Grab	N	SW8260	5/10/03	< 1.0	U	µg/L	1.0
77093	cis-1,2-Dichloroethene	Grab	N	SW8260	5/10/03	< 1.0	U	µg/L	1.0
34546	trans-1,2-Dichloroethene	Grab	N	SW8260	5/10/03	< 1.0	U	µg/L	1.0
34541	1,2-Dichloropropane	Grab	N	SW8260	5/10/03	< 1.0	U	µg/L	1.0
34704	cis-1,3-Dichloropropene	Grab	N	SW8260	5/10/03	< 0.50	U	µg/L	0.50
34699	trans-1,3-Dichloropropene	Grab	N	SW8260	5/10/03	< 0.50	U	µg/L	0.50
34371	Ethylbenzene	Grab	N	SW8260	5/10/03	< 1.0	U	µg/L	1.0
77103	2-Hexanone	Grab	N	SW8260	5/10/03	< 10	U	µg/L	10
77424	Iodomethane	Grab	N	SW8260	5/10/03	< 1.0	U	µg/L	1.0
81596	4-Methyl-2-pentanone	Grab	N	SW8260	5/10/03	< 10	U	µg/L	10
34423	Methylene chloride	Grab	N	SW8260	5/10/03	< 5.0	U	µg/L	5.0
77128	Styrene	Grab	N	SW8260	5/10/03	< 1.0	U	µg/L	1.0
77562	1,1,1,2-Tetrachloroethane	Grab	N	SW8260	5/10/03	< 1.0	U	µg/L	1.0
34516	1,1,2,2-Tetrachloroethane	Grab	N	SW8260	5/10/03	< 0.50	U	µg/L	0.50
34475	Tetrachloroethene	Grab	N	SW8260	5/10/03	< 1.0	U	µg/L	1.0
34010	Toluene	Grab	N	SW8260	5/10/03	< 1.0	U	µg/L	1.0
34506	1,1,1-Trichloroethane	Grab	N	SW8260	5/10/03	< 1.0	U	µg/L	1.0
34511	1,1,2-Trichloroethane	Grab	N	SW8260	5/10/03	< 1.0	U	µg/L	1.0
39180	Trichloroethene	Grab	N	SW8260	5/10/03	< 1.0	U	µg/L	1.0
34488	Trichlorofluoromethane	Grab	N	SW8260	5/10/03	< 1.0	U	µg/L	1.0
77443	1,2,3-Trichloropropane	Grab	N	SW8260	5/10/03	< 0.50	U	µg/L	0.50
77057	Vinyl acetate	Grab	N	SW8260	5/10/03	< 2.0	U	µg/L	2.0
39175	Vinyl chloride	Grab	N	SW8260	5/10/03	< 1.0	U	µg/L	1.0
34020	Xylenes, Total	Grab	N	SW8260	5/10/03	< 1.0	U	µg/L	1.0

SUB

DEP Qualifiers: U - Not Detected at the Reporting Limit
* - Value exceeds Maximum Contaminant Level
I - Analyte detected below quantitation limits

Southeast Landfill Well Monitoring Program

PARAMETER MONITORING REPORT

Ground Water (Rule 62-520.400,.420, .460)

Surface Water (Rule 62-302.500, .510, .503)

Leachate (Rule 62-701.510)

LAB Submission Number: F03050199

Sample Number: F03050199-002

Facility WACS:	Southeast Landfill	**Sample Date/Time:**	5/7/03 12:00:00 PM
Well/Sampling Point WACS:	Dup	**Report Period:**	May 2003
Well/Sampling Point Name:	Dup	**Well Purged:**	YES
Classification of Groundwater:	G-II	**Well Type:**	Private
Ground Water Elevation: (NGVD):			

Storet Code	Parameter Monitored	Sampling Method	Filtered Y/N	Analysis Method	Analysis Date	Analysis Result	Q	Units	Detection Limits
	Alpha, Gross	Grab	N	E900.0	5/29/03	10.6+/-1.8	U	pci/L	2.1
	Radium-226	Grab	N	E903.1	6/10/03	5.5+/-0.7	U	pci/L	0.20
	Radium-228	Grab	N	RA05	6/8/03	<1.4+/-0.9	U	pci/L	1.4

DEP Qualifiers: U - Not Detected at the Reporting Limit
* - Value exceeds Maximum Contaminant Level
I - Analyte detected below quantitation limits

Analytical Results from Private Well Samples at the Southeast Landfill
August 12, 2003

GENERAL (mg/l)	Private Wells				(MCL) STANDARD
PARAMETERS	Weeks	Holland	McBride	Barnes	F.A.C. 62-550
conductivity (umhos/cm) (field)	509	385	348	390	NS
pH (field)	7.04	6.98	7.60	7.03	(6.5 - 8.5)**
total dissolved solids (mg/l)	310	230	220	250	500**
temperature (°C) (field)	23.93	24.22	25.19	24.9	NS
turbidity (NTU) (field)	3.10	0.30	0.70	0.70	NS 20
chloride (mg/l)	27	20	7.8	9.1	250**
ammonia nitrogen (mg/l as N)	0.23	0.18	0.38	0.28	NS
nitrate (mg/l as N) .016	0.03	BDL	BDL	0.11	10*
dissolved oxygen (mg/l) (field)	ND 7.1	ND 3	ND 4	ND 21.3	NS 2
total alpha (pCi/l)	12.2	1.9	3.3	6.7	15*
radium 226 (pCi/l)	8.000	NA	NA	2.2	5*
radium 228 (pCi/l)	BDL	NA	NA	NA	5*
	Private Wells				(MCL) STANDARD
Metals: (mg/l)	Weeks	Holland	McBride	Barnes	F.A.C. 62-550
iron 0.013 mg/L	0.610	1.600	0.048	0.051	0.3**
chromium 0.0006 mg/L	BDL	BDL	BDL	0.0007	0.2
copper 0.00058 mg/L	0.001	0.001	0.0059	0.001	1**
barium 0.00074 mg/L	0.005	0.004	0.004	0.005	2*
arsenic 0.002 mg/L	0.004	BDL	BDL	BDL	0.05*
lead 0.0018 mg/L	0.003	BDL	BDL	0.002	0.015*
sodium 0.230 mg/L	8.5	5.2	8.3	16	160*
mercury 0.000036 mg/L	BDL	BDL	BDL	BDL	0.002
zinc .0023 mg/L	0.160	0.095	0.043	0.150	5**
Organics: (µg/l)					
E.P.A. Methods 8260	Private Wells				(MCL) STANDARD
Organic Parameters Detected	Weeks	Holland	McBride	Barnes	F.A.C. 62-550
1,1-dichloroethene 0.1 ug/L	BDL	BDL	BDL	BDL	7*

Notes: Reference Groundwater Guidance Concentrations, FDEP June 1994

NS=NO STANDARD

MCL=MAXIMUM CONTAMINANT LEVEL

BDL=BELOW DETECTION LIMIT

NA=NOT AVAILABLE

*=DENOTES PRIMARY DRINKING WATER STANDARD

**=DENOTES SECONDARY DRINKING WATER STANDARD

8.000 EXCEEDS STANDARDS

NTU=NEPHELOMETRIC TURBIDITY UNITS

pCi/l=PICOCURIES PER LITER

ug/l=MICROGRAMS PER LITER

mg/l=MILLIGRAMS PER LITER

(-)=indicates that the sample was not analyzed for this parameter

Prepared by: Mike Townsel
QC'd by: Jim Clayton
FinalQC: David Adams

SELF8.03-privatewells

dr 12-12-03
received 10-30-03

100494
GW

Hillsborough County
Florida

ANALYTICAL DATA REPORT
AUGUST 2003

SOUTHEAST COUNTY LANDFILL
HILLSBOROUGH COUNTY, FLORIDA

Hillsborough County
Solid Waste Management Department
Management & Environmental Services Section
P.O. Box 1110
Tampa, Florida 33601

October 27, 2003

BOARD OF COUNTY COMMISSIONERS
Kathy Castor
Pat Frank
Ken Hagan
Jim Norman
Jan K. Platt
Thomas Scott
Ronda Storms

Hillsborough County
Florida

Office of the County Administrator
Daniel A. Kleman

Deputy County Administrator
Patricia Bean

Assistant County Administrators
Bernardo Garcia
Carl S. Harness

October 27, 2003

FLORIDA DEPARTMENT OF ENVIRONMENTAL PROTECTION
OCT 30 2003
SOUTHWEST DISTRICT
TAMPA

Mr. John Morris, P.G.
Department of Environmental Protection
Southwest District
Solid Waste Section
3804 Coconut Palm Drive
Tampa, FL 33619-8318

Re: Southeast County Landfill
Operations Permit No. 35435-006-SO
Semi-Annual Analytical Data Report, August 2003

Dear Mr. Morris:

In accordance with Landfill Operation Permit No. 35435-006-SO, the Hillsborough County Solid Waste Management Department (SWMD) is pleased to provide the August, 2003 analytical data report (ADR) for the semi-annual water quality monitoring at the Southeast County Landfill. Samples were collected by the SWMD from August 11 through August 14, 2003. A problem with the Dissolved Oxygen (DO) meter was encountered during this sampling event, and the problem was not clearly identified until the event was completed. Therefore, no valid DO data was recorded during the collection of the samples, and the water quality data summary tables reflect this as ND for no data collected.

The water quality observed across the Southeast County Landfill (SCLF) remains consistent with the historical data set. The surficial aquifer monitoring wells continue to exhibit pH values below the acceptable range of 6.5 to 8.5 pH units, and iron is observed above the secondary drinking water standard of .300 milligrams per liter (mg/l) in the surficial aquifer background water quality and detection monitoring wells. Iron and pH are consistently observed to exceed the Secondary Drinking Water Standards within the surficial aquifer, and the SWMD maintains the position that the pH and iron can be attributable to the previous use of the property as phosphate mining and processing. All of the other parameters tested were observed to be within standards.

D.E.P.
OCT 3 0 2003
Southwest District Tampa

Surface water quality at site 3A continues to exhibit a pH value below the acceptable range of 6.0 to 8.5 pH units (Ch 62-302) with a value of 5.94. The turbidity values recorded in the three surface water sites have continued to be within the standard of 29 nephelometric turbidity units (NTU) above the background level. A detailed report of the turbidity readings recorded and an evaluation of the effectiveness of the storm water management system improvements implemented at the SCLF was submitted to Ms. Stephanie Petro on October 1, 2003. All future reporting of turbidity readings recorded at the SCLF shall be submitted within each semi-annual ADR.

The four private wells sampled during this event were observed to exhibit water quality consistent with their historical data set. The Weeks' well had iron at .610 mg/l and radium 226 at 8 picocuries per liter (pCi/l). Both of these constituents are above their respective standards of .3 mg/l and 5 pCi/l. The Holland well exhibited iron at 1.6 mg/l which is also above the .3 mg/l standard.

Enclosed for your review are a detailed site location map, the analytical data summary tables, a groundwater elevation data summary table, a surficial aquifer groundwater elevation contour diagram, copies of the letters sent to the owners of the private wells, a data summary table for the private wells, and the complete laboratory analytical data report sheets.

Should you have any questions or require any additional information, please feel free to contact me directly at (813) 276-2944.

Sincerely,

10/27/03

David S. Adams, P.G.
Environmental Manager
Solid Waste Management



DSA/mdt
Enclosures
xc: Daryl Smith, Director, SWMD, w/o enclosures
Patricia Berry, Section Manager, SWMD, w/o enclosures
Matt Matthews, Landfill Manager, SWMD
Ernest Ely, Landfill Manager, WM, Southeast Landfill
Carolyn McCreedy, Engineer, WM, Southeast Landfill
Larry Ruiz, Project Manager, SCS Engineers
Chongman Lee , Department of Environmental Protection
Paul Schipfer, Environmental Protection Commission
Irene Barnes, Southeast Hillsborough Civic Association

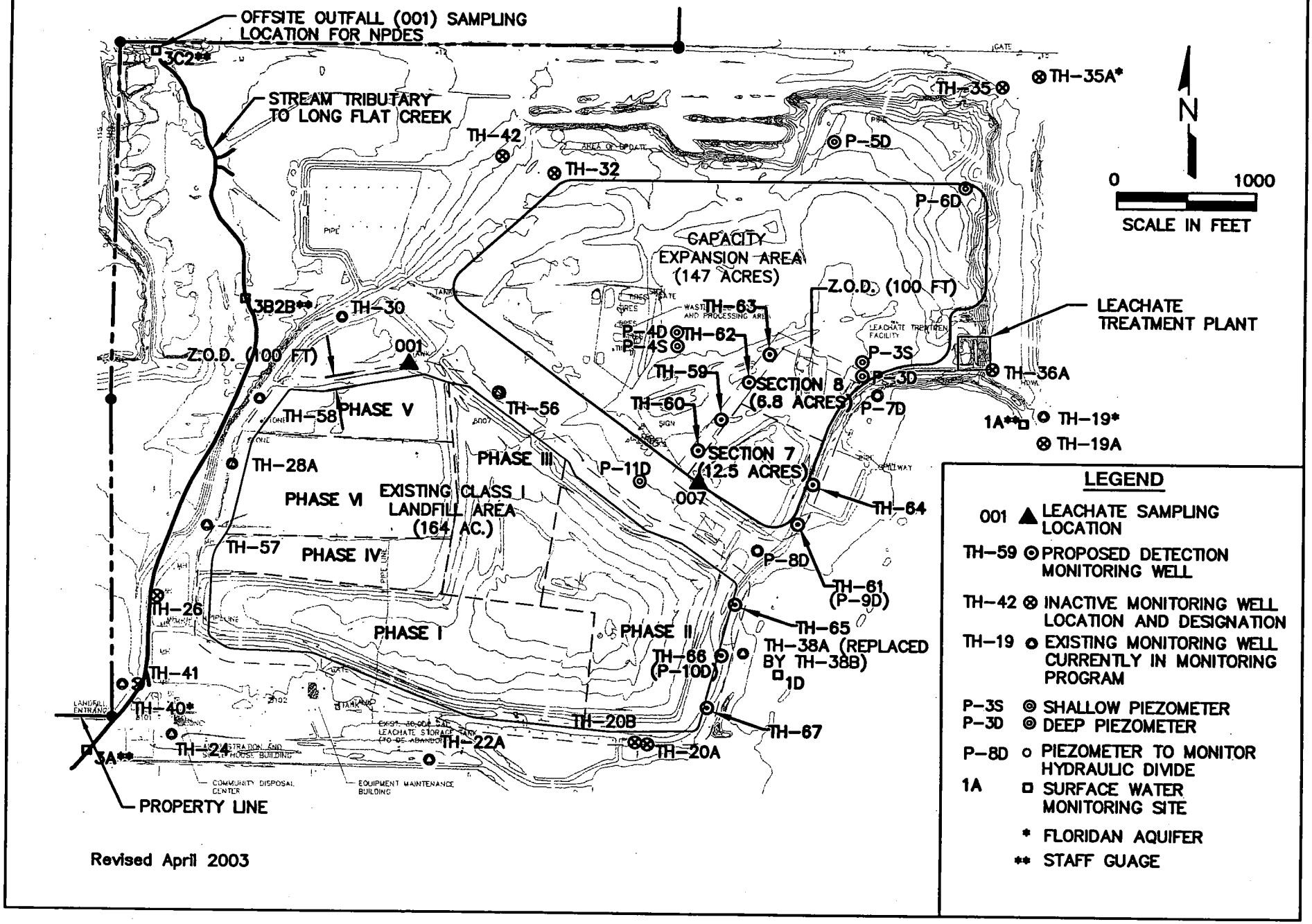

Revised April 2003

Southeast County Landfill
Site Location Map

BOARD OF COUNTY COMMISSIONERS
Kathy Castor
Pat Frank
Ken Hagan
Jim Norman
Jan K. Platt
Thomas Scott
Ronda Storms

Hillsborough County
Florida

Office of the County Administrator
Daniel A. Kleman

Deputy County Administrator
Patricia Bean

Assistant County Administrators
Bernardo Garcia
Carl S. Harness

October 27, 2003

Ms. Irene Barnes
Southeast Hillsborough Civic Association, Inc.
P.O. Box 108
Lithia, FL 33547

Subject: Domestic Supply Wells in the vicinity of the Southeast County Landfill:
Analytical Data

Dear Ms. Barnes:

The Hillsborough County Solid Waste Management Department (SWMD) is pleased to provide the analytical data of the four domestic supply wells in the vicinity of the Southeast County Landfill. The sampling was conducted on August 12, 2003.

If you or any member of SEHCA have any questions concerning the analyses, please call me at 276-2955, or David Adams at 276-2944.

Sincerely,

Michael D. Townsel
Hydrologist
Solid Waste Management Department

MDT
Enclosures

xc: Irene Barnes, Southeast Hillsborough Civic Association
Cindy Morris, Hillsborough County Health Department

BOARD OF COUNTY COMMISSIONERS
Kathy Castor
Pat Frank
Ken Hagan
Jim Norman
Jan K. Platt
Thomas Scott
Ronda Storms

Hillsborough County
Florida

Office of the County Administrator
Daniel A. Kleman

Deputy County Administrator
Patricia Bean

Assistant County Administrators
Bernardo Garcia
Carl S. Harness

October 27, 2003

Mr. Howard Barnes
P.O. Box 108
Lithia, FL 33547

Subject: Analytical Data
Domestic Supply Well
17502 County Road 672

Dear Mr. Barnes:

The Hillsborough County Solid Waste Management Department (SWMD) is pleased to provide the analytical data for your domestic supply well which was sampled on August 12, 2003. The parameters tested are within Florida Primary and Secondary Drinking Water Standards (FAC Ch 62-550.310-.320).

If you have any questions on the analysis, you may call me at 276-2955. Thank you for permission to test this well.

Sincerely,

Michael D. Townsel
Hydrologist
Solid Waste Management Department

MDT
Enclosures

xc: Irene Barnes, Southeast Hillsborough Civic Association
Cindy Morris, Hillsborough County Health Department

BOARD OF COUNTY COMMISSIONERS
Kathy Castor
Pat Frank
Ken Hagan
Jim Norman
Jan K. Platt
Thomas Scott
Ronda Storms

Hillsborough County
Florida

Office of the County Administrator
Daniel A. Kleman

Deputy County Administrator
Patricia Bean

Assistant County Administrators
Bernardo Garcia
Carl S. Harness

October 27, 2003

Mr. Tom Holland
121 Carter Road
Lithia, FL 33547

Subject: Analytical Data
Domestic Supply Well
121 Carter Road

Dear Mr. Holland:

The Hillsborough County Solid Waste Management Department (SWMD) is pleased to provide the analytical data for your domestic supply well which was sampled on August 12, 2003. Iron was observed at a concentration of 1.60 mg/l which is in exceedance of the Florida Secondary Drinking Water Standard (FAC Ch 62-550.320) of 0.30 mg/l. All other parameters are within Primary and Secondary Drinking Water Standards (FAC Ch 62-550.310-.320).

For health effects information you may call the Hillsborough County Health Department at (813) 307-8001. If you have any questions on the analysis, you may call me at 276-2955. Thank you for your permission to test this well.

Sincerely,

Michael D. Townsel
Hydrologist
Solid Waste Management Department

MDT
Enclosures

xc: Irene Barnes, Southeast Hillsborough Civic Association
Cindy Morris, Hillsborough County Health Department

BOARD OF COUNTY COMMISSIONERS
Kathy Castor
Pat Frank
Ken Hagan
Jim Norman
Jan K. Platt
Thomas Scott
Ronda Storms

Hillsborough County
Florida

Office of the County Administrator
Daniel A. Kleman

Deputy County Administrator
Patricia Bean

Assistant County Administrators
Bernardo Garcia
Carl S. Harness

October 27, 2003

Mr. Ellis McBride
16517 C.R. 672
Lithia, FL 33547

Subject: Analytical Data
Domestic Supply Well
16517 C.R. 672

Dear Mr. McBride:

The Hillsborough County Solid Waste Management Department (SWMD) is pleased to provide the analytical data for your domestic supply well which was sampled on August 12, 2003. All parameters tested are within Florida Primary and Secondary Drinking Water Standards (FAC Ch 62-550.310-.320).

If you have any questions on the analysis, you may call me at 276-2955. Thank you for your permission to test this well.

Sincerely,

Michael D. Townsel
Hydrologist
Solid Waste Management Department

MDT
Enclosures

xc Irene Barnes, Southeast Hillsborough Civic Association
Cindy Morris, Hillsborough County Health Department

BOARD OF COUNTY COMMISSIONERS
Kathy Castor
Pat Frank
Ken Hagan
Jim Norman
Jan K. Platt
Thomas Scott
Ronda Storms

Hillsborough County
Florida

Office of the County Administrator
Daniel A. Kleman

Deputy County Administrator
Patricia Bean

Assistant County Administrators
Bernardo Garcia
Carl S. Harness

October 27, 2003

Mr. & Mrs. Harold Weeks
116 Wendel Ave.
Lithia, FL 33547

Subject: Analytical Data
Domestic Supply Well
116 Wendel Ave.

Dear Mr. & Mrs. Weeks:

The Hillsborough County Solid Waste Management Department (SWMD) is pleased to provide the analytical data for your domestic supply well which was sampled on August 12, 2003. Iron was observed at a concentration of 0.610 mg/l. This value exceeds the Florida Secondary Drinking Water Standard (FAC Ch 62-550.320) of 0.30 mg/l. Radium 226 was also observed at a concentration of 8.0 pCi/l which exceeds the Florida Primary Drinking Water Standard (FAC Ch 62-550.310) of 5.0 pCi/l. All other parameters tested are within Florida Primary and Secondary Drinking Water Standards (FAC Ch 62-550.310-.320).

For health effects information you may call the Hillsborough Health Department at (813) 307-8001. If you have any questions on the analysis, you may call me at 276-2955. Thank you for your permission to test this well.

Sincerely,

Michael D. Townsel
Hydrologist
Solid Waste Management Department

MDT
Enclosures
xc: Irene Barnes, Southeast Hillsborough Civic Association
Cindy Morris, Hillsborough County Health Department

Analytical Results from Private Well Samples at the Southeast Landfill
August 12, 2003

GENERAL (mg/l)	Private Wells				(MCL) STANDARD
PARAMETERS	Weeks	Holland	McBride	Barnes	F.A.C. 62-550
conductivity (umhos/cm) (field)	509	385	348	390	NS
pH (field)	7.04	6.98	7.60	7.03	(6.5 - 8.5)**
total dissolved solids (mg/l)	310	230	220	250	500**
temperature (°C) (field)	23.93	24.22	25.19	24.9	NS
turbidity (NTU) (field)	3.10	0.30	0.70	0.70	NS
chloride (mg/l)	27	20	7.8	9.1	250**
ammonia nitrogen (mg/l as N)	0.23	0.18	0.38	0.28	NS
nitrate (mg/l as N)	0.03	BDL	BDL	0.11	10*
dissolved oxygen (mg/l) (field)	ND	ND	ND	ND	NS
total alpha (pCi/l)	12.2	1.9	3.3	6.7	15*
radium 226 (pCi/l)	8.000	NA	NA	2.2	5*
radium 228 (pCi/l)	BDL	NA	NA	NA	5*
	Private Wells				(MCL) STANDARD
Metals: (mg/l)	Weeks	Holland	McBride	Barnes	F.A.C. 62-550
iron	0.610	1.600	0.048	0.051	0.3**
chromium	BDL	BDL	BDL	0.0007	0.2
copper	0.001	0.001	0.0059	0.001	1**
barium	0.005	0.004	0.004	0.005	2*
arsenic	0.004	BDL	BDL	BDL	0.05*
lead	0.003	BDL	BDL	0.002	0.015*
sodium	8.5	5.2	8.3	16	160*
mercury	BDL	BDL	BDL	BDL	0.002
zinc	0.160	0.095	0.043	0.150	5**
Organics: (µg/l)					
E.P.A. Methods 8260	Private Wells				(MCL) STANDARD
Organic Parameters Detected	Weeks	Holland	McBride	Barnes	F.A.C. 62-550
1,1-dichloroethene	BDL	BDL	BDL	BDL	7*

Notes: Reference Groundwater Guidance Concentrations, FDEP June 1994

NS=NO STANDARD

MCL=MAXIMUM CONTAMINANT LEVEL

BDL=BELOW DETECTION LIMIT

NA=NOT AVAILABLE

*=DENOTES PRIMARY DRINKING WATER STANDARD

**=DENOTES SECONDARY DRINKING WATER STANDARD

8.000 EXCEEDS STANDARDS

NTU=NEPHELOMETRIC TURBIDITY UNITS

pCi/l=PICOCURIES PER LITER

ug/l=MICROGRAMS PER LITER

mg/l=MILLIGRAMS PER LITER

(-)=indicates that the sample was not analyzed for this parameter

Prepared by: Mike Townsel
QC'd by: Jim Clayton
FinalQC: David Adams

SELF8.03-privatewells

Southest Landfill Well Monitoring Program
PARAMETER MONITORING REPORT
Ground Water (Rule 62-520.400,.420, .460)
Surface Water (Rule 62-302.500, .510, .503)
Leachate (Rule 62-701.510)
LAB Submission Number: F03080256
Sample Number: F03080256-001

Facility WACS:	35435-006-SO	**Sample Date/Time:**	8/11/03 11:05:00 AM
Well/Sampling Point WACS:	Eqip Blank	**Report Period:**	August 2003
Well/Sampling Point Name:	Eqip Blank	**Well Purged:**	YES
Classification of Groundwater:	0	**Well Type:**	Surface
Ground Water Elevation: (NGVD):			

Storet Code	Parameter Monitored	Sampling Method	Filtered Y/N	Analysis Method	Analysis Date	Analysis Result	Q	Units	Detection Limits
	INORGANICS								
00095	Conductance, Specific	Grab	N	E120.1	8/14/03	1.00	U	µmhos/c	1.00
00403	pH	Grab	N	E150.1	8/12/03	5.96		pH units	
70300	Solids, Total Dissolved	Grab	N	E160.1	8/14/03	1.2	U	mg/L	1.2
00530	Solids, Suspended (Residue, Non-	Grab	N	E160.2	8/13/03	3	I	mg/L	0.77
00620	Nitrogen, Nitrate	Grab	N	E300.0	8/12/03	0.016	U	mg/L	0.016
00625	Nitrogen, Kjeldahl, Total	Grab	N	E351.2	8/14/03	0.056	U	mg/L	0.056
00630	Nitrogen, Nitrate-Nitrite	Grab	N	E353.2	8/14/03	0.0060	U	mg/L	0.0060
00665	Phosphorus, Total (as P)	Grab	N	E365.4	8/14/03	0.010	U	mg/L	0.010
00310	Biochemical Oxygen Demand	Grab	N	E405.1	8/18/03	2.0	U	mg/L	2.0
00340	Chemical Oxygen Demand	Grab	N	E410.4	8/18/03	3.4	U	mg/L	3.4
00680	Organic Carbon, Total	Grab	N	E415.1	8/19/03	0.42	U	mg/L	0.42
00612	Nitrogen, Ammonia (Unionized)	Grab	N	FL-DEP	8/13/03	ND	U	mg/L	
32211	Chlorophyll a	Grab	N	SM10200	8/21/03	1.0	U	mg/m³	1.0
00600	Nitrogen, Total	Grab	N	SM4500-	8/21/03	ND	U	mg/L	
	METALS								
01002	Arsenic	Grab	N	SW6010	8/15/03	2.0	U	µg/L	2.0
01007	Barium	Grab	N	SW6010	8/15/03	0.2	I	µg/L	0.074
01012	Beryllium	Grab	N	SW6010	8/15/03	0.12	U	µg/L	0.12
01027	Cadmium	Grab	N	SW6010	8/15/03	0.24	U	µg/L	0.24
01034	Chromium	Grab	N	SW6010	8/15/03	0.60	U	µg/L	0.60
01037	Cobalt	Grab	N	SW6010	8/15/03	1.5	U	µg/L	1.5
01042	Copper	Grab	N	SW6010	8/15/03	0.58	U	µg/L	0.58
01045	Iron	Grab	N	SW6010	8/15/03	10	I	µg/L	13
01051	Lead	Grab	N	SW6010	8/15/03	1.8	U	µg/L	1.8
01067	Nickel	Grab	N	SW6010	8/15/03	2.0	U	µg/L	2.0
01147	Selenium	Grab	N	SW6010	8/15/03	4.0	U	µg/L	4.0
01077	Silver	Grab	N	SW6010	8/15/03	1.4	U	µg/L	1.4
01087	Vanadium	Grab	N	SW6010	8/15/03	0.40	U	µg/L	0.40
01092	Zinc	Grab	N	SW6010	8/15/03	2.3	U	µg/L	2.3
00900	Hardness, Total (as CaCO3)	Grab	N	SW6010	8/15/03	200	I	µg/L	
01097	Antimony	Grab	N	SW7041	8/25/03	0.35	U	µg/L	0.35

Data Qualifier Code Key: I Analyte detected below quantitation limits U Not Detected at the Reporting Limit

Southeast LF Well Monitoring

PARAMETER MONITORING REPORT

Ground Water (Rule 62-520.400,.420, .460)

Surface Water (Rule 62-302.500, .510, .503)

Leachate (Rule 62-701.510)

LAB Submission Number: F03080335

Sample Number: F03080335-001

Facility WACS:	35435-006-SO	**Sample Date/Time:**	8/12/03 11:55:00 AM
Well/Sampling Point WACS:	Pre Eqip Blank	**Report Period:**	August 2003
Well/Sampling Point Name:	Pre Eqip Blank	**Well Purged:**	YES
Classification of Groundwater:	0	**Well Type:**	Private
Ground Water Elevation: (NGVD):			

Storet Code	Parameter Monitored	Sampling Method	Filtered Y/N	Analysis Method	Analysis Date	Analysis Result	Q	Units	Detection Limits
	INORGANICS								
00095	Conductance, Specific	Grab	N	E120.1	8/14/03	1.00	U	µmhos/c	1.00
00403	pH	Grab	N	E150.1	8/13/03	5.51		pH units	
70300	Solids, Total Dissolved	Grab	N	E160.1	8/14/03	1.2	U	mg/L	1.2
00940	Chloride	Grab	N	E300.0	8/13/03	0.10	U	mg/L	0.10
00620	Nitrogen, Nitrate	Grab	N	E300.0	8/13/03	0.016	U	mg/L	0.016
00610	Nitrogen, Ammonia (As N)	Grab	N	E350.1	8/21/03	0.12		mg/L	0.0040
00440	Alkalinity, Bicarbonate (As CaCO3)	Grab	N	SM2320	8/20/03	1.5	U	mg/L	1.5
	METALS								
01002	Arsenic	Grab	N	SW6010	8/15/03	2.0	U	µg/L	2.0
01007	Barium	Grab	N	SW6010	8/15/03	0.074	U	µg/L	0.074
01012	Beryllium	Grab	N	SW6010	8/15/03	0.12	U	µg/L	0.12
01027	Cadmium	Grab	N	SW6010	8/15/03	0.24	U	µg/L	0.24
01034	Chromium	Grab	N	SW6010	8/15/03	0.60	U	µg/L	0.60
01037	Cobalt	Grab	N	SW6010	8/15/03	1.5	U	µg/L	1.5
01042	Copper	Grab	N	SW6010	8/15/03	0.6	I	µg/L	0.58
01045	Iron	Grab	N	SW6010	8/15/03	13	U	µg/L	13
01051	Lead	Grab	N	SW6010	8/15/03	1.8	U	µg/L	1.8
01067	Nickel	Grab	N	SW6010	8/15/03	2.0	U	µg/L	2.0
01147	Selenium	Grab	N	SW6010	8/15/03	4.0	U	µg/L	4.0
01077	Silver	Grab	N	SW6010	8/15/03	1.4	U	µg/L	1.4
00929	Sodium	Grab	N	SW6010	8/15/03	230	U	µg/L	230
01087	Vanadium	Grab	N	SW6010	8/15/03	0.40	U	µg/L	0.40
01092	Zinc	Grab	N	SW6010	8/15/03	2.3	U	µg/L	2.3
01097	Antimony	Grab	N	SW7041	8/25/03	0.35	U	µg/L	0.35
71900	Mercury	Grab	N	SW7470	8/19/03	0.036	U	µg/L	0.036
01059	Thallium	Grab	N	SW7841	8/25/03	0.25	U	µg/L	0.25
	ORGANICS								
49146	1,2-Dibromo-3-chloropropane	Grab	N	SW8011	8/19/03	0.0041	U	µg/L	0.0041
77651	Ethylene Dibromide	Grab	N	SW8011	8/19/03	0.0038	U	µg/L	0.0038
81552	Acetone	Grab	N	SW8260	8/22/03	0.91	U	µg/L	0.91

Data Qualifier Code Key: I Analyte detected below quantitation limits U Not Detected at the Reporting Limit

Southeast LF Well Monitoring
PARAMETER MONITORING REPORT
Ground Water (Rule 62-520.400,.420, .460)
Surface Water (Rule 62-302.500, .510, .503)
Leachate (Rule 62-701.510)
LAB Submission Number: F03080335
Sample Number: F03080335-001

Facility WACS:	35435-006-SO	**Sample Date/Time:**	8/12/03 11:55:00 AM
Well/Sampling Point WACS:	Pre Eqip Blank	**Report Period:**	August 2003
Well/Sampling Point Name:	Pre Eqip Blank	**Well Purged:**	YES
Classification of Groundwater:	0	**Well Type:**	Private
Ground Water Elevation: (NGVD):			

Storet Code	Parameter Monitored	Sampling Method	Filtered Y/N	Analysis Method	Analysis Date	Analysis Result	Q	Units	Detection Limits
34215	Acrylonitrile	Grab	N	SW8260	8/22/03	0.93	U	µg/L	0.93
34030	Benzene	Grab	N	SW8260	8/22/03	0.31	U	µg/L	0.31
73085	Bromochloromethane	Grab	N	SW8260	8/22/03	0.22	U	µg/L	0.22
32101	Bromodichloromethane	Grab	N	SW8260	8/22/03	0.10	U	µg/L	0.10
32104	Bromoform	Grab	N	SW8260	8/22/03	0.11	U	µg/L	0.11
34413	Bromomethane	Grab	N	SW8260	8/22/03	0.12	U	µg/L	0.12
81595	2-Butanone	Grab	N	SW8260	8/22/03	0.29	U	µg/L	0.29
77041	Carbon disulfide	Grab	N	SW8260	8/22/03	0.25	U	µg/L	0.25
32102	Carbon tetrachloride	Grab	N	SW8260	8/22/03	0.25	U	µg/L	0.25
34301	Chlorobenzene	Grab	N	SW8260	8/22/03	0.10	U	µg/L	0.10
34311	Chloroethane	Grab	N	SW8260	8/22/03	0.16	U	µg/L	0.16
32106	Chloroform	Grab	N	SW8260	8/22/03	0.28	U	µg/L	0.28
34418	Chloromethane	Grab	N	SW8260	8/22/03	0.31	U	µg/L	0.31
32105	Dibromochloromethane	Grab	N	SW8260	8/22/03	0.16	U	µg/L	0.16
77596	Dibromomethane	Grab	N	SW8260	8/22/03	0.13	U	µg/L	0.13
77268	trans-1,4-Dichloro-2-butene	Grab	N	SW8260	8/22/03	0.14	U	µg/L	0.14
34536	1,2-Dichlorobenzene	Grab	N	SW8260	8/22/03	0.18	U	µg/L	0.18
34571	1,4-Dichlorobenzene	Grab	N	SW8260	8/22/03	0.10	U	µg/L	0.10
34496	1,1-Dichloroethane	Grab	N	SW8260	8/22/03	0.30	U	µg/L	0.30
34531	1,2-Dichloroethane	Grab	N	SW8260	8/22/03	0.10	U	µg/L	0.10
34501	1,1-Dichloroethene	Grab	N	SW8260	8/22/03	0.10	U	µg/L	0.10
77093	cis-1,2-Dichloroethene	Grab	N	SW8260	8/22/03	0.15	U	µg/L	0.15
34546	trans-1,2-Dichloroethene	Grab	N	SW8260	8/22/03	0.17	U	µg/L	0.17
34541	1,2-Dichloropropane	Grab	N	SW8260	8/22/03	0.12	U	µg/L	0.12
34704	cis-1,3-Dichloropropene	Grab	N	SW8260	8/22/03	0.070	U	µg/L	0.070
34699	trans-1,3-Dichloropropene	Grab	N	SW8260	8/22/03	0.11	U	µg/L	0.11
34371	Ethylbenzene	Grab	N	SW8260	8/22/03	0.12	U	µg/L	0.12
77103	2-Hexanone	Grab	N	SW8260	8/22/03	0.26	U	µg/L	0.26
77424	Iodomethane	Grab	N	SW8260	8/22/03	0.38	U	µg/L	0.38
81596	4-Methyl-2-pentanone	Grab	N	SW8260	8/22/03	0.21	U	µg/L	0.21
34423	Methylene chloride	Grab	N	SW8260	8/22/03	0.4	I	µg/L	0.26
77128	Styrene	Grab	N	SW8260	8/22/03	0.17	U	µg/L	0.17
77562	1,1,1,2-Tetrachloroethane	Grab	N	SW8260	8/22/03	0.15	U	µg/L	0.15

Data Qualifier Code Key: I Analyte detected below quantitation limits U Not Detected at the Reporting Limit

Southeast LF Well Monitoring

PARAMETER MONITORING REPORT

Ground Water (Rule 62-520.400,.420, .460)

Surface Water (Rule 62-302.500, .510, .503)

Leachate (Rule 62-701.510)

LAB Submission Number: F03080335

Sample Number: F03080335-001

Facility WACS:	35435-006-SO	**Sample Date/Time:**	8/12/03 11:55:00 AM
Well/Sampling Point WACS:	Pre Eqip Blank	**Report Period:**	August 2003
Well/Sampling Point Name:	Pre Eqip Blank	**Well Purged:**	YES
Classification of Groundwater:	0	**Well Type:**	Private
Ground Water Elevation: (NGVD):			

Storet Code	Parameter Monitored	Sampling Method	Filtered Y/N	Analysis Method	Analysis Date	Analysis Result	Q	Units	Detection Limits
34516	1,1,2,2-Tetrachloroethane	Grab	N	SW8260	8/22/03	0.11	U	µg/L	0.11
34475	Tetrachloroethene	Grab	N	SW8260	8/22/03	0.11	U	µg/L	0.11
34010	Toluene	Grab	N	SW8260	8/22/03	0.10	U	µg/L	0.10
34506	1,1,1-Trichloroethane	Grab	N	SW8260	8/22/03	0.24	U	µg/L	0.24
34511	1,1,2-Trichloroethane	Grab	N	SW8260	8/22/03	0.13	U	µg/L	0.13
39180	Trichloroethene	Grab	N	SW8260	8/22/03	0.15	U	µg/L	0.15
34488	Trichlorofluoromethane	Grab	N	SW8260	8/22/03	0.32	U	µg/L	0.32
77443	1,2,3-Trichloropropane	Grab	N	SW8260	8/22/03	0.30	U	µg/L	0.30
77057	Vinyl acetate	Grab	N	SW8260	8/22/03	0.15	U	µg/L	0.15
39175	Vinyl chloride	Grab	N	SW8260	8/22/03	0.14	U	µg/L	0.14
34020	Xylenes, Total	Grab	N	SW8260	8/22/03	0.29	U	µg/L	0.29

Data Qualifier Code Key: I Analyte detected below quantitation limits U Not Detected at the Reporting Limit

Southeast LF Well Monitoring

PARAMETER MONITORING REPORT

Ground Water (Rule 62-520.400,.420, .460)

Surface Water (Rule 62-302.500, .510, .503)

Leachate (Rule 62-701.510)

LAB Submission Number: F03080335

Sample Number: F03080335-002

Facility WACS:	35435-006-SO	**Sample Date/Time:**	8/12/03 7:25:00 AM
Well/Sampling Point WACS:	Eqip Blank	**Report Period:**	August 2003
Well/Sampling Point Name:	Eqip Blank	**Well Purged:**	YES
Classification of Groundwater:	0	**Well Type:**	Private
Ground Water Elevation: (NGVD):			

Storet Code	Parameter Monitored	Sampling Method	Filtered Y/N	Analysis Method	Analysis Date	Analysis Result	Q	Units	Detection Limits
	INORGANICS								
00095	Conductance, Specific	Grab	N	E120.1	8/14/03	1.00	U	µmhos/c	1.00
00403	pH	Grab	N	E150.1	8/13/03	5.45		pH units	
70300	Solids, Total Dissolved	Grab	N	E160.1	8/14/03	1.2	U	mg/L	1.2
00940	Chloride	Grab	N	E300.0	8/13/03	0.10	U	mg/L	0.10
00620	Nitrogen, Nitrate	Grab	N	E300.0	8/13/03	0.016	U	mg/L	0.016
00610	Nitrogen, Ammonia (As N)	Grab	N	E350.1	8/21/03	0.10		mg/L	0.0040
	METALS								
01002	Arsenic	Grab	N	SW6010	8/15/03	2.0	U	µg/L	2.0
01007	Barium	Grab	N	SW6010	8/15/03	0.074	U	µg/L	0.074
01012	Beryllium	Grab	N	SW6010	8/15/03	0.12	U	µg/L	0.12
01027	Cadmium	Grab	N	SW6010	8/15/03	0.24	U	µg/L	0.24
01034	Chromium	Grab	N	SW6010	8/15/03	0.60	U	µg/L	0.60
01037	Cobalt	Grab	N	SW6010	8/15/03	1.5	U	µg/L	1.5
01042	Copper	Grab	N	SW6010	8/15/03	0.7	I	µg/L	0.58
01045	Iron	Grab	N	SW6010	8/15/03	13	U	µg/L	13
01051	Lead	Grab	N	SW6010	8/15/03	1.8	U	µg/L	1.8
01067	Nickel	Grab	N	SW6010	8/15/03	2.0	U	µg/L	2.0
01147	Selenium	Grab	N	SW6010	8/15/03	4.0	U	µg/L	4.0
01077	Silver	Grab	N	SW6010	8/15/03	1.4	U	µg/L	1.4
00929	Sodium	Grab	N	SW6010	8/15/03	230	U	µg/L	230
01087	Vanadium	Grab	N	SW6010	8/15/03	0.40	U	µg/L	0.40
01092	Zinc	Grab	N	SW6010	8/15/03	2.3	U	µg/L	2.3
01097	Antimony	Grab	N	SW7041	8/25/03	0.35	U	µg/L	0.35
71900	Mercury	Grab	N	SW7470	8/19/03	0.036	U	µg/L	0.036
01059	Thallium	Grab	N	SW7841	8/25/03	0.25	U	µg/L	0.25
	ORGANICS								
49146	1,2-Dibromo-3-chloropropane	Grab	N	SW8011	8/19/03	0.0041	U	µg/L	0.0041
77651	Ethylene Dibromide	Grab	N	SW8011	8/19/03	0.0038	U	µg/L	0.0038
81552	Acetone	Grab	N	SW8260	8/22/03	0.91	U	µg/L	0.91
34215	Acrylonitrile	Grab	N	SW8260	8/22/03	0.93	U	µg/L	0.93

Data Qualifier Code Key: I Analyte detected below quantitation limits U Not Detected at the Reporting Limit

Southeast LF Well Monitoring

PARAMETER MONITORING REPORT

Ground Water (Rule 62-520.400,.420, .460)

Surface Water (Rule 62-302.500, .510, .503)

Leachate (Rule 62-701.510)

LAB Submission Number: F03080335

Sample Number: F03080335-002

Facility WACS:	35435-006-SO	**Sample Date/Time:**	8/12/03 7:25:00 AM
Well/Sampling Point WACS:	Eqip Blank	**Report Period:**	August 2003
Well/Sampling Point Name:	Eqip Blank	**Well Purged:**	YES
Classification of Groundwater:	0	**Well Type:**	Private
Ground Water Elevation: (NGVD):			

Storet Code	Parameter Monitored	Sampling Method	Filtered Y/N	Analysis Method	Analysis Date	Analysis Result	Q	Units	Detection Limits
34030	Benzene	Grab	N	SW8260	8/22/03	0.31	U	µg/L	0.31
73085	Bromochloromethane	Grab	N	SW8260	8/22/03	0.22	U	µg/L	0.22
32101	Bromodichloromethane	Grab	N	SW8260	8/22/03	0.10	U	µg/L	0.10
32104	Bromoform	Grab	N	SW8260	8/22/03	0.11	U	µg/L	0.11
34413	Bromomethane	Grab	N	SW8260	8/22/03	0.12	U	µg/L	0.12
81595	2-Butanone	Grab	N	SW8260	8/22/03	0.29	U	µg/L	0.29
77041	Carbon disulfide	Grab	N	SW8260	8/22/03	0.25	U	µg/L	0.25
32102	Carbon tetrachloride	Grab	N	SW8260	8/22/03	0.25	U	µg/L	0.25
34301	Chlorobenzene	Grab	N	SW8260	8/22/03	0.10	U	µg/L	0.10
34311	Chloroethane	Grab	N	SW8260	8/22/03	0.16	U	µg/L	0.16
32106	Chloroform	Grab	N	SW8260	8/22/03	0.28	U	µg/L	0.28
34418	Chloromethane	Grab	N	SW8260	8/22/03	0.31	U	µg/L	0.31
32105	Dibromochloromethane	Grab	N	SW8260	8/22/03	0.16	U	µg/L	0.16
77596	Dibromomethane	Grab	N	SW8260	8/22/03	0.13	U	µg/L	0.13
77268	trans-1,4-Dichloro-2-butene	Grab	N	SW8260	8/22/03	0.14	U	µg/L	0.14
34536	1,2-Dichlorobenzene	Grab	N	SW8260	8/22/03	0.18	U	µg/L	0.18
34571	1,4-Dichlorobenzene	Grab	N	SW8260	8/22/03	0.10	U	µg/L	0.10
34496	1,1-Dichloroethane	Grab	N	SW8260	8/22/03	0.30	U	µg/L	0.30
34531	1,2-Dichloroethane	Grab	N	SW8260	8/22/03	0.10	U	µg/L	0.10
34501	1,1-Dichloroethene	Grab	N	SW8260	8/22/03	0.10	U	µg/L	0.10
77093	cis-1,2-Dichloroethene	Grab	N	SW8260	8/22/03	0.15	U	µg/L	0.15
34546	trans-1,2-Dichloroethene	Grab	N	SW8260	8/22/03	0.17	U	µg/L	0.17
34541	1,2-Dichloropropane	Grab	N	SW8260	8/22/03	0.12	U	µg/L	0.12
34704	cis-1,3-Dichloropropene	Grab	N	SW8260	8/22/03	0.070	U	µg/L	0.070
34699	trans-1,3-Dichloropropene	Grab	N	SW8260	8/22/03	0.11	U	µg/L	0.11
34371	Ethylbenzene	Grab	N	SW8260	8/22/03	0.12	U	µg/L	0.12
77103	2-Hexanone	Grab	N	SW8260	8/22/03	0.26	U	µg/L	0.26
77424	Iodomethane	Grab	N	SW8260	8/22/03	0.38	U	µg/L	0.38
81596	4-Methyl-2-pentanone	Grab	N	SW8260	8/22/03	0.21	U	µg/L	0.21
34423	Methylene chloride	Grab	N	SW8260	8/22/03	0.26	U	µg/L	0.26
77128	Styrene	Grab	N	SW8260	8/22/03	0.17	U	µg/L	0.17
77562	1,1,1,2-Tetrachloroethane	Grab	N	SW8260	8/22/03	0.15	U	µg/L	0.15
34516	1,1,2,2-Tetrachloroethane	Grab	N	SW8260	8/22/03	0.11	U	µg/L	0.11

Data Qualifier Code Key: I Analyte detected below quantitation limits U Not Detected at the Reporting Limit

Southeast LF Well Monitoring
PARAMETER MONITORING REPORT
Ground Water (Rule 62-520.400,.420, .460)
Surface Water (Rule 62-302.500, .510, .503)
Leachate (Rule 62-701.510)
LAB Submission Number: F03080335
Sample Number: F03080335-002

Facility WACS:	35435-006-SO	**Sample Date/Time:**	8/12/03 7:25:00 AM
Well/Sampling Point WACS:	Eqip Blank	**Report Period:**	August 2003
Well/Sampling Point Name:	Eqip Blank	**Well Purged:**	YES
Classification of Groundwater:	0	**Well Type:**	Private
Ground Water Elevation: (NGVD):			

Storet Code	Parameter Monitored	Sampling Method	Filtered Y/N	Analysis Method	Analysis Date	Analysis Result	Q	Units	Detection Limits
34475	Tetrachloroethene	Grab	N	SW8260	8/22/03	0.11	U	µg/L	0.11
34010	Toluene	Grab	N	SW8260	8/22/03	0.10	U	µg/L	0.10
34506	1,1,1-Trichloroethane	Grab	N	SW8260	8/22/03	0.24	U	µg/L	0.24
34511	1,1,2-Trichloroethane	Grab	N	SW8260	8/22/03	0.13	U	µg/L	0.13
39180	Trichloroethene	Grab	N	SW8260	8/22/03	0.15	U	µg/L	0.15
34488	Trichlorofluoromethane	Grab	N	SW8260	8/22/03	0.32	U	µg/L	0.32
77443	1,2,3-Trichloropropane	Grab	N	SW8260	8/22/03	0.30	U	µg/L	0.30
77057	Vinyl acetate	Grab	N	SW8260	8/22/03	0.15	U	µg/L	0.15
39175	Vinyl chloride	Grab	N	SW8260	8/22/03	0.14	U	µg/L	0.14
34020	Xylenes, Total	Grab	N	SW8260	8/22/03	0.29	U	µg/L	0.29
	SUB								
01519	Alpha, Gross	Grab	N	E900.0	8/22/03	<0.6+/-0.4		pci/L	0.60

Data Qualifier Code Key:
I Analyte detected below quantitation limits
U Not Detected at the Reporting Limit

Southeast LF Well Monitoring

PARAMETER MONITORING REPORT

Ground Water (Rule 62-520.400,.420, .460)

Surface Water (Rule 62-302.500, .510, .503)

Leachate (Rule 62-701.510)

LAB Submission Number: F03080335

Sample Number: F03080335-003

Facility WACS:	35435-006-SO	**Sample Date/Time:**	8/12/03 6:00:00 PM
Well/Sampling Point WACS:	DUP	**Report Period:**	August 2003
Well/Sampling Point Name:	DUP	**Well Purged:**	YES
Classification of Groundwater:	0	**Well Type:**	Private
Ground Water Elevation: (NGVD):			

Storet Code	Parameter Monitored	Sampling Method	Filtered Y/N	Analysis Method	Analysis Date	Analysis Result	Q	Units	Detection Limits
	INORGANICS								
00095	Conductance, Specific	Grab	N	E120.1	8/14/03	382		µmhos/c	1.00
00403	pH	Grab	N	E150.1	8/13/03	7.08		pH units	
70300	Solids, Total Dissolved	Grab	N	E160.1	8/14/03	280		mg/L	1.2
00940	Chloride	Grab	N	E300.0	8/13/03	20		mg/L	0.10
00620	Nitrogen, Nitrate	Grab	N	E300.0	8/13/03	0.016	U	mg/L	0.016
00610	Nitrogen, Ammonia (As N)	Grab	N	E350.1	8/21/03	0.16		mg/L	0.0040
	METALS								
01002	Arsenic	Grab	N	SW6010	8/15/03	2.0	U	µg/L	2.0
01007	Barium	Grab	N	SW6010	8/15/03	4	I	µg/L	0.074
01012	Beryllium	Grab	N	SW6010	8/15/03	0.12	U	µg/L	0.12
01027	Cadmium	Grab	N	SW6010	8/15/03	0.24	U	µg/L	0.24
01034	Chromium	Grab	N	SW6010	8/15/03	0.60	U	µg/L	0.60
01037	Cobalt	Grab	N	SW6010	8/15/03	8	I	µg/L	1.5
01042	Copper	Grab	N	SW6010	8/15/03	0.9	I	µg/L	0.58
01045	Iron	Grab	N	SW6010	8/15/03	1600		µg/L	13
01051	Lead	Grab	N	SW6010	8/15/03	1.8	U	µg/L	1.8
01067	Nickel	Grab	N	SW6010	8/15/03	4	I	µg/L	2.0
01147	Selenium	Grab	N	SW6010	8/15/03	4.0	U	µg/L	4.0
01077	Silver	Grab	N	SW6010	8/15/03	1.4	U	µg/L	1.4
00929	Sodium	Grab	N	SW6010	8/15/03	5300		µg/L	230
01087	Vanadium	Grab	N	SW6010	8/15/03	0.40	U	µg/L	0.40
01092	Zinc	Grab	N	SW6010	8/15/03	99		µg/L	2.3
01097	Antimony	Grab	N	SW7041	8/25/03	0.35	U	µg/L	0.35
71900	Mercury	Grab	N	SW7470	8/19/03	0.036	U	µg/L	0.036
01059	Thallium	Grab	N	SW7841	8/25/03	0.25	U	µg/L	0.25
	ORGANICS								
49146	1,2-Dibromo-3-chloropropane	Grab	N	SW8011	8/19/03	0.0041	U	µg/L	0.0041
77651	Ethylene Dibromide	Grab	N	SW8011	8/19/03	0.0038	U	µg/L	0.0038
81552	Acetone	Grab	N	SW8260	8/22/03	0.91	U	µg/L	0.91
34215	Acrylonitrile	Grab	N	SW8260	8/22/03	0.93	U	µg/L	0.93

Data Qualifier Code Key: I Analyte detected below quantitation limits U Not Detected at the Reporting Limit

Southeast LF Well Monitoring
PARAMETER MONITORING REPORT
Ground Water (Rule 62-520.400,.420, .460)
Surface Water (Rule 62-302.500, .510, .503)
Leachate (Rule 62-701.510)
LAB Submission Number: F03080335
Sample Number: F03080335-003

Facility WACS:	35435-006-SO	**Sample Date/Time:**	8/12/03 6:00:00 PM
Well/Sampling Point WACS:	DUP	**Report Period:**	August 2003
Well/Sampling Point Name:	DUP	**Well Purged:**	YES
Classification of Groundwater:	0	**Well Type:**	Private
Ground Water Elevation: (NGVD):			

Storet Code	Parameter Monitored	Sampling Method	Filtered Y/N	Analysis Method	Analysis Date	Analysis Result	Q	Units	Detection Limits
34030	Benzene	Grab	N	SW8260	8/22/03	0.31	U	µg/L	0.31
73085	Bromochloromethane	Grab	N	SW8260	8/22/03	0.22	U	µg/L	0.22
32101	Bromodichloromethane	Grab	N	SW8260	8/22/03	0.10	U	µg/L	0.10
32104	Bromoform	Grab	N	SW8260	8/22/03	0.11	U	µg/L	0.11
34413	Bromomethane	Grab	N	SW8260	8/22/03	0.12	U	µg/L	0.12
81595	2-Butanone	Grab	N	SW8260	8/22/03	0.29	U	µg/L	0.29
77041	Carbon disulfide	Grab	N	SW8260	8/22/03	0.25	U	µg/L	0.25
32102	Carbon tetrachloride	Grab	N	SW8260	8/22/03	0.25	U	µg/L	0.25
34301	Chlorobenzene	Grab	N	SW8260	8/22/03	0.10	U	µg/L	0.10
34311	Chloroethane	Grab	N	SW8260	8/22/03	0.16	U	µg/L	0.16
32106	Chloroform	Grab	N	SW8260	8/22/03	0.28	U	µg/L	0.28
34418	Chloromethane	Grab	N	SW8260	8/22/03	0.31	U	µg/L	0.31
32105	Dibromochloromethane	Grab	N	SW8260	8/22/03	0.16	U	µg/L	0.16
77596	Dibromomethane	Grab	N	SW8260	8/22/03	0.13	U	µg/L	0.13
77268	trans-1,4-Dichloro-2-butene	Grab	N	SW8260	8/22/03	0.14	U	µg/L	0.14
34536	1,2-Dichlorobenzene	Grab	N	SW8260	8/22/03	0.18	U	µg/L	0.18
34571	1,4-Dichlorobenzene	Grab	N	SW8260	8/22/03	0.10	U	µg/L	0.10
34496	1,1-Dichloroethane	Grab	N	SW8260	8/22/03	0.30	U	µg/L	0.30
34531	1,2-Dichloroethane	Grab	N	SW8260	8/22/03	0.10	U	µg/L	0.10
34501	1,1-Dichloroethene	Grab	N	SW8260	8/22/03	0.10	U	µg/L	0.10
77093	cis-1,2-Dichloroethene	Grab	N	SW8260	8/22/03	0.15	U	µg/L	0.15
34546	trans-1,2-Dichloroethene	Grab	N	SW8260	8/22/03	0.17	U	µg/L	0.17
34541	1,2-Dichloropropane	Grab	N	SW8260	8/22/03	0.12	U	µg/L	0.12
34704	cis-1,3-Dichloropropene	Grab	N	SW8260	8/22/03	0.070	U	µg/L	0.070
34699	trans-1,3-Dichloropropene	Grab	N	SW8260	8/22/03	0.11	U	µg/L	0.11
34371	Ethylbenzene	Grab	N	SW8260	8/22/03	0.12	U	µg/L	0.12
77103	2-Hexanone	Grab	N	SW8260	8/22/03	0.26	U	µg/L	0.26
77424	Iodomethane	Grab	N	SW8260	8/22/03	0.38	U	µg/L	0.38
81596	4-Methyl-2-pentanone	Grab	N	SW8260	8/22/03	0.21	U	µg/L	0.21
34423	Methylene chloride	Grab	N	SW8260	8/22/03	0.26	U	µg/L	0.26
77128	Styrene	Grab	N	SW8260	8/22/03	0.17	U	µg/L	0.17
77562	1,1,1,2-Tetrachloroethane	Grab	N	SW8260	8/22/03	0.15	U	µg/L	0.15
34516	1,1,2,2-Tetrachloroethane	Grab	N	SW8260	8/22/03	0.11	U	µg/L	0.11

Data Qualifier Code Key: I Analyte detected below quantitation limits U Not Detected at the Reporting Limit

Southeast LF Well Monitoring

PARAMETER MONITORING REPORT

Ground Water (Rule 62-520.400,.420, .460)

Surface Water (Rule 62-302.500, .510, .503)

Leachate (Rule 62-701.510)

LAB Submission Number: F03080335

Sample Number: F03080335-003

Facility WACS:	35435-006-SO	**Sample Date/Time:**	8/12/03 6:00:00 PM
Well/Sampling Point WACS:	DUP	**Report Period:**	August 2003
Well/Sampling Point Name:	DUP	**Well Purged:**	YES
Classification of Groundwater:	0	**Well Type:**	Private
Ground Water Elevation: (NGVD):			

Storet Code	Parameter Monitored	Sampling Method	Filtered Y/N	Analysis Method	Analysis Date	Analysis Result	Q	Units	Detection Limits
34475	Tetrachloroethene	Grab	N	SW8260	8/22/03	0.11	U	µg/L	0.11
34010	Toluene	Grab	N	SW8260	8/22/03	0.10	U	µg/L	0.10
34506	1,1,1-Trichloroethane	Grab	N	SW8260	8/22/03	0.24	U	µg/L	0.24
34511	1,1,2-Trichloroethane	Grab	N	SW8260	8/22/03	0.13	U	µg/L	0.13
39180	Trichloroethene	Grab	N	SW8260	8/22/03	0.15	U	µg/L	0.15
34488	Trichlorofluoromethane	Grab	N	SW8260	8/22/03	0.32	U	µg/L	0.32
77443	1,2,3-Trichloropropane	Grab	N	SW8260	8/22/03	0.30	U	µg/L	0.30
77057	Vinyl acetate	Grab	N	SW8260	8/22/03	0.15	U	µg/L	0.15
39175	Vinyl chloride	Grab	N	SW8260	8/22/03	0.14	U	µg/L	0.14
34020	Xylenes, Total	Grab	N	SW8260	8/22/03	0.29	U	µg/L	0.29
	SUB								
01519	Alpha, Gross	Grab	N	E900.0	8/22/03	3.3+/-1.3		pci/L	1.6

Data Qualifier Code Key: I Analyte detected below quantitation limits U Not Detected at the Reporting Limit

Southeast LF Well Monitoring

PARAMETER MONITORING REPORT

Ground Water (Rule 62-520.400,.420, .460)

Surface Water (Rule 62-302.500, .510, .503)

Leachate (Rule 62-701.510)

LAB Submission Number: F03080335

Sample Number: F03080335-004

Facility WACS:	35435-006-SO	**Sample Date/Time:**	8/12/03 9:05:00 AM
Well/Sampling Point WACS:	Barnes	**Report Period:**	August 2003
Well/Sampling Point Name:	Barnes	**Well Purged:**	YES
Classification of Groundwater:	0	**Well Type:**	Private
Ground Water Elevation: (NGVD):			

Storet Code	Parameter Monitored	Sampling Method	Filtered Y/N	Analysis Method	Analysis Date	Analysis Result	Q	Units	Detection Limits
	FIELD								
	Conductivity	Grab	N	FLD	8/12/03	390		umhos/c	
	Dissolved Oxygen	Grab	N	FLD	8/12/03	21.8		mg/L	
	pH	Grab	N	FLD	8/12/03	7.03		S.U.	
	Temperature	Grab	N	FLD	8/12/03	24.90		deg C	
	Turbidity	Grab	N	FLD	8/12/03	0.70		NTU	
	INORGANICS								
00095	Conductance, Specific	Grab	N	E120.1	8/14/03	391		µmhos/c	1.00
00403	pH	Grab	N	E150.1	8/13/03	6.99		pH units	
70300	Solids, Total Dissolved	Grab	N	E160.1	8/14/03	250		mg/L	1.2
00940	Chloride	Grab	N	E300.0	8/13/03	9.1		mg/L	0.10
00620	Nitrogen, Nitrate	Grab	N	E300.0	8/13/03	0.11		mg/L	0.016
00610	Nitrogen, Ammonia (As N)	Grab	N	E350.1	8/21/03	0.28		mg/L	0.0040
	METALS								
01002	Arsenic	Grab	N	SW6010	8/15/03	2.0	U	µg/L	2.0
01007	Barium	Grab	N	SW6010	8/15/03	5	I	µg/L	0.074
01012	Beryllium	Grab	N	SW6010	8/15/03	0.12	U	µg/L	0.12
01027	Cadmium	Grab	N	SW6010	8/15/03	0.24	U	µg/L	0.24
01034	Chromium	Grab	N	SW6010	8/15/03	0.7	I	µg/L	0.60
01037	Cobalt	Grab	N	SW6010	8/15/03	6	I	µg/L	1.5
01042	Copper	Grab	N	SW6010	8/15/03	1	I	µg/L	0.58
01045	Iron	Grab	N	SW6010	8/15/03	51		µg/L	13
01051	Lead	Grab	N	SW6010	8/15/03	2	I	µg/L	1.8
01067	Nickel	Grab	N	SW6010	8/15/03	2.0	U	µg/L	2.0
01147	Selenium	Grab	N	SW6010	8/15/03	4.0	U	µg/L	4.0
01077	Silver	Grab	N	SW6010	8/15/03	1.4	U	µg/L	1.4
00929	Sodium	Grab	N	SW6010	8/15/03	16000		µg/L	230
01087	Vanadium	Grab	N	SW6010	8/15/03	0.40	U	µg/L	0.40
01092	Zinc	Grab	N	SW6010	8/15/03	150		µg/L	2.3
01097	Antimony	Grab	N	SW7041	8/25/03	0.35	U	µg/L	0.35
71900	Mercury	Grab	N	SW7470	8/19/03	0.036	U	µg/L	0.036

Data Qualifier Code Key: I Analyte detected below quantitation limits U Not Detected at the Reporting Limit

Southeast LF Well Monitoring

PARAMETER MONITORING REPORT

Ground Water (Rule 62-520.400,.420, .460)

Surface Water (Rule 62-302.500, .510, .503)

Leachate (Rule 62-701.510)

LAB Submission Number: F03080335

Sample Number: F03080335-004

Facility WACS:	35435-006-SO	**Sample Date/Time:**	8/12/03 9:05:00 AM
Well/Sampling Point WACS:	Barnes	**Report Period:**	August 2003
Well/Sampling Point Name:	Barnes	**Well Purged:**	YES
Classification of Groundwater:	0	**Well Type:**	Private
Ground Water Elevation: (NGVD):			

Storet Code	Parameter Monitored	Sampling Method	Filtered Y/N	Analysis Method	Analysis Date	Analysis Result	Q	Units	Detection Limits
01059	Thallium	Grab	N	SW7841	8/25/03	0.25	U	µg/L	0.25
	ORGANICS								
49146	1,2-Dibromo-3-chloropropane	Grab	N	SW8011	8/19/03	0.0041	U	µg/L	0.0041
77651	Ethylene Dibromide	Grab	N	SW8011	8/19/03	0.0038	U	µg/L	0.0038
81552	Acetone	Grab	N	SW8260	8/22/03	0.91	U	µg/L	0.91
34215	Acrylonitrile	Grab	N	SW8260	8/22/03	0.93	U	µg/L	0.93
34030	Benzene	Grab	N	SW8260	8/22/03	0.31	U	µg/L	0.31
73085	Bromochloromethane	Grab	N	SW8260	8/22/03	0.22	U	µg/L	0.22
32101	Bromodichloromethane	Grab	N	SW8260	8/22/03	0.10	U	µg/L	0.10
32104	Bromoform	Grab	N	SW8260	8/22/03	0.11	U	µg/L	0.11
34413	Bromomethane	Grab	N	SW8260	8/22/03	0.12	U	µg/L	0.12
81595	2-Butanone	Grab	N	SW8260	8/22/03	0.29	U	µg/L	0.29
77041	Carbon disulfide	Grab	N	SW8260	8/22/03	0.25	U	µg/L	0.25
32102	Carbon tetrachloride	Grab	N	SW8260	8/22/03	0.25	U	µg/L	0.25
34301	Chlorobenzene	Grab	N	SW8260	8/22/03	0.10	U	µg/L	0.10
34311	Chloroethane	Grab	N	SW8260	8/22/03	0.16	U	µg/L	0.16
32106	Chloroform	Grab	N	SW8260	8/22/03	0.28	U	µg/L	0.28
34418	Chloromethane	Grab	N	SW8260	8/22/03	0.31	U	µg/L	0.31
32105	Dibromochloromethane	Grab	N	SW8260	8/22/03	0.16	U	µg/L	0.16
77596	Dibromomethane	Grab	N	SW8260	8/22/03	0.13	U	µg/L	0.13
77268	trans-1,4-Dichloro-2-butene	Grab	N	SW8260	8/22/03	0.14	U	µg/L	0.14
34536	1,2-Dichlorobenzene	Grab	N	SW8260	8/22/03	0.18	U	µg/L	0.18
34571	1,4-Dichlorobenzene	Grab	N	SW8260	8/22/03	0.10	U	µg/L	0.10
34496	1,1-Dichloroethane	Grab	N	SW8260	8/22/03	0.30	U	µg/L	0.30
34531	1,2-Dichloroethane	Grab	N	SW8260	8/22/03	0.10	U	µg/L	0.10
34501	1,1-Dichloroethene	Grab	N	SW8260	8/22/03	0.10	U	µg/L	0.10
77093	cis-1,2-Dichloroethene	Grab	N	SW8260	8/22/03	0.15	U	µg/L	0.15
34546	trans-1,2-Dichloroethene	Grab	N	SW8260	8/22/03	0.17	U	µg/L	0.17
34541	1,2-Dichloropropane	Grab	N	SW8260	8/22/03	0.12	U	µg/L	0.12
34704	cis-1,3-Dichloropropene	Grab	N	SW8260	8/22/03	0.070	U	µg/L	0.070
34699	trans-1,3-Dichloropropene	Grab	N	SW8260	8/22/03	0.11	U	µg/L	0.11
34371	Ethylbenzene	Grab	N	SW8260	8/22/03	0.12	U	µg/L	0.12

Data Qualifier Code Key: I Analyte detected below quantitation limits U Not Detected at the Reporting Limit

Southeast LF Well Monitoring
PARAMETER MONITORING REPORT
Ground Water (Rule 62-520.400,.420, .460)
Surface Water (Rule 62-302.500, .510, .503)
Leachate (Rule 62-701.510)
LAB Submission Number: F03080335
Sample Number: F03080335-004

Facility WACS:	35435-006-SO	**Sample Date/Time:**	8/12/03 9:05:00 AM
Well/Sampling Point WACS:	Barnes	**Report Period:**	August 2003
Well/Sampling Point Name:	Barnes	**Well Purged:**	YES
Classification of Groundwater:	0	**Well Type:**	Private
Ground Water Elevation: (NGVD):			

Storet Code	Parameter Monitored	Sampling Method	Filtered Y/N	Analysis Method	Analysis Date	Analysis Result	Q	Units	Detection Limits
77103	2-Hexanone	Grab	N	SW8260	8/22/03	0.26	U	µg/L	0.26
77424	Iodomethane	Grab	N	SW8260	8/22/03	0.38	U	µg/L	0.38
81596	4-Methyl-2-pentanone	Grab	N	SW8260	8/22/03	0.21	U	µg/L	0.21
34423	Methylene chloride	Grab	N	SW8260	8/22/03	0.26	U	µg/L	0.26
77128	Styrene	Grab	N	SW8260	8/22/03	0.17	U	µg/L	0.17
77562	1,1,1,2-Tetrachloroethane	Grab	N	SW8260	8/22/03	0.15	U	µg/L	0.15
34516	1,1,2,2-Tetrachloroethane	Grab	N	SW8260	8/22/03	0.11	U	µg/L	0.11
34475	Tetrachloroethene	Grab	N	SW8260	8/22/03	0.11	U	µg/L	0.11
34010	Toluene	Grab	N	SW8260	8/22/03	0.10	U	µg/L	0.10
34506	1,1,1-Trichloroethane	Grab	N	SW8260	8/22/03	0.24	U	µg/L	0.24
34511	1,1,2-Trichloroethane	Grab	N	SW8260	8/22/03	0.13	U	µg/L	0.13
39180	Trichloroethene	Grab	N	SW8260	8/22/03	0.15	U	µg/L	0.15
34488	Trichlorofluoromethane	Grab	N	SW8260	8/22/03	0.32	U	µg/L	0.32
77443	1,2,3-Trichloropropane	Grab	N	SW8260	8/22/03	0.30	U	µg/L	0.30
77057	Vinyl acetate	Grab	N	SW8260	8/22/03	0.15	U	µg/L	0.15
39175	Vinyl chloride	Grab	N	SW8260	8/22/03	0.14	U	µg/L	0.14
34020	Xylenes, Total	Grab	N	SW8260	8/22/03	0.29	U	µg/L	0.29
	SUB								
01519	Alpha, Gross	Grab	N	E900.0	8/22/03	6.7+/-1.0		pci/L	0.80
	Radium-226	Grab	N	E903.1	9/4/03	2.2+/-0.2		pci/L	0.10

Data Qualifier Code Key: I Analyte detected below quantitation limits U Not Detected at the Reporting Limit

Southeast LF Well Monitoring

PARAMETER MONITORING REPORT

Ground Water (Rule 62-520.400,.420, .460)

Surface Water (Rule 62-302.500, .510, .503)

Leachate (Rule 62-701.510)

LAB Submission Number: F03080335

Sample Number: F03080335-005

Facility WACS:	35435-006-SO	**Sample Date/Time:**	8/12/03 10:25:00 AM
Well/Sampling Point WACS:	Holland	**Report Period:**	August 2003
Well/Sampling Point Name:	Holland	**Well Purged:**	YES
Classification of Groundwater:		**Well Type:**	Private
Ground Water Elevation: (NGVD):			

Storet Code	Parameter Monitored	Sampling Method	Filtered Y/N	Analysis Method	Analysis Date	Analysis Result	Q	Units	Detection Limits
	FIELD								
	Conductivity	Grab	N	FLD	8/12/03	385		umhos/c	
	Dissolved Oxygen	Grab	N	FLD	8/12/03	3.0		mg/L	
	pH	Grab	N	FLD	8/12/03	6.98		S.U.	
	Temperature	Grab	N	FLD	8/12/03	24.22		deg C	
	Turbidity	Grab	N	FLD	8/12/03	0.30		NTU	
	INORGANICS								
00095	Conductance, Specific	Grab	N	E120.1	8/14/03	383		µmhos/c	1.00
00403	pH	Grab	N	E150.1	8/13/03	7.17		pH units	
70300	Solids, Total Dissolved	Grab	N	E160.1	8/14/03	230		mg/L	1.2
00940	Chloride	Grab	N	E300.0	8/13/03	20		mg/L	0.10
00620	Nitrogen, Nitrate	Grab	N	E300.0	8/13/03	0.016	U	mg/L	0.016
00610	Nitrogen, Ammonia (As N)	Grab	N	E350.1	8/21/03	0.18		mg/L	0.0040
	METALS								
01002	Arsenic	Grab	N	SW6010	8/15/03	2.0	U	µg/L	2.0
01007	Barium	Grab	N	SW6010	8/15/03	4	I	µg/L	0.074
01012	Beryllium	Grab	N	SW6010	8/15/03	0.12	U	µg/L	0.12
01027	Cadmium	Grab	N	SW6010	8/15/03	0.24	U	µg/L	0.24
01034	Chromium	Grab	N	SW6010	8/15/03	0.60	U	µg/L	0.60
01037	Cobalt	Grab	N	SW6010	8/15/03	8	I	µg/L	1.5
01042	Copper	Grab	N	SW6010	8/15/03	1	I	µg/L	0.58
01045	Iron	Grab	N	SW6010	8/15/03	1600		µg/L	13
01051	Lead	Grab	N	SW6010	8/15/03	1.8	U	µg/L	1.8
01067	Nickel	Grab	N	SW6010	8/15/03	4	I	µg/L	2.0
01147	Selenium	Grab	N	SW6010	8/15/03	4.0	U	µg/L	4.0
01077	Silver	Grab	N	SW6010	8/15/03	1.4	U	µg/L	1.4
00929	Sodium	Grab	N	SW6010	8/15/03	5200		µg/L	230
01087	Vanadium	Grab	N	SW6010	8/15/03	0.40	U	µg/L	0.40
01092	Zinc	Grab	N	SW6010	8/15/03	95		µg/L	2.3
01097	Antimony	Grab	N	SW7041	8/25/03	0.35	U	µg/L	0.35
71900	Mercury	Grab	N	SW7470	8/19/03	0.036	U	µg/L	0.036

Data Qualifier Code Key: I Analyte detected below quantitation limits U Not Detected at the Reporting Limit

Southeast LF Well Monitoring
PARAMETER MONITORING REPORT
Ground Water (Rule 62-520.400,.420, .460)
Surface Water (Rule 62-302.500, .510, .503)
Leachate (Rule 62-701.510)
LAB Submission Number: F03080335
Sample Number: F03080335-005

Facility WACS:	35435-006-SO	**Sample Date/Time:**	8/12/03 10:25:00 AM
Well/Sampling Point WACS:	Holland	**Report Period:**	August 2003
Well/Sampling Point Name:	Holland	**Well Purged:**	YES
Classification of Groundwater:		**Well Type:**	Private
Ground Water Elevation: (NGVD):			

Storet Code	Parameter Monitored	Sampling Method	Filtered Y/N	Analysis Method	Analysis Date	Analysis Result	Q	Units	Detection Limits
01059	Thallium	Grab	N	SW7841	8/25/03	0.25	U	µg/L	0.25
	ORGANICS								
49146	1,2-Dibromo-3-chloropropane	Grab	N	SW8011	8/19/03	0.0041	U	µg/L	0.0041
77651	Ethylene Dibromide	Grab	N	SW8011	8/19/03	0.0038	U	µg/L	0.0038
81552	Acetone	Grab	N	SW8260	8/22/03	0.91	U	µg/L	0.91
34215	Acrylonitrile	Grab	N	SW8260	8/22/03	0.93	U	µg/L	0.93
34030	Benzene	Grab	N	SW8260	8/22/03	0.31	U	µg/L	0.31
73085	Bromochloromethane	Grab	N	SW8260	8/22/03	0.22	U	µg/L	0.22
32101	Bromodichloromethane	Grab	N	SW8260	8/22/03	0.10	U	µg/L	0.10
32104	Bromoform	Grab	N	SW8260	8/22/03	0.11	U	µg/L	0.11
34413	Bromomethane	Grab	N	SW8260	8/22/03	0.12	U	µg/L	0.12
81595	2-Butanone	Grab	N	SW8260	8/22/03	0.29	U	µg/L	0.29
77041	Carbon disulfide	Grab	N	SW8260	8/22/03	0.25	U	µg/L	0.25
32102	Carbon tetrachloride	Grab	N	SW8260	8/22/03	0.25	U	µg/L	0.25
34301	Chlorobenzene	Grab	N	SW8260	8/22/03	0.10	U	µg/L	0.10
34311	Chloroethane	Grab	N	SW8260	8/22/03	0.16	U	µg/L	0.16
32106	Chloroform	Grab	N	SW8260	8/22/03	0.28	U	µg/L	0.28
34418	Chloromethane	Grab	N	SW8260	8/22/03	0.31	U	µg/L	0.31
32105	Dibromochloromethane	Grab	N	SW8260	8/22/03	0.16	U	µg/L	0.16
77596	Dibromomethane	Grab	N	SW8260	8/22/03	0.13	U	µg/L	0.13
77268	trans-1,4-Dichloro-2-butene	Grab	N	SW8260	8/22/03	0.14	U	µg/L	0.14
34536	1,2-Dichlorobenzene	Grab	N	SW8260	8/22/03	0.18	U	µg/L	0.18
34571	1,4-Dichlorobenzene	Grab	N	SW8260	8/22/03	0.10	U	µg/L	0.10
34496	1,1-Dichloroethane	Grab	N	SW8260	8/22/03	0.30	U	µg/L	0.30
34531	1,2-Dichloroethane	Grab	N	SW8260	8/22/03	0.10	U	µg/L	0.10
34501	1,1-Dichloroethene	Grab	N	SW8260	8/22/03	0.10	U	µg/L	0.10
77093	cis-1,2-Dichloroethene	Grab	N	SW8260	8/22/03	0.15	U	µg/L	0.15
34546	trans-1,2-Dichloroethene	Grab	N	SW8260	8/22/03	0.17	U	µg/L	0.17
34541	1,2-Dichloropropane	Grab	N	SW8260	8/22/03	0.12	U	µg/L	0.12
34704	cis-1,3-Dichloropropene	Grab	N	SW8260	8/22/03	0.070	U	µg/L	0.070
34699	trans-1,3-Dichloropropene	Grab	N	SW8260	8/22/03	0.11	U	µg/L	0.11
34371	Ethylbenzene	Grab	N	SW8260	8/22/03	0.12	U	µg/L	0.12

Data Qualifier Code Key: I Analyte detected below quantitation limits U Not Detected at the Reporting Limit

Southeast LF Well Monitoring
PARAMETER MONITORING REPORT
Ground Water (Rule 62-520.400,.420, .460)
Surface Water (Rule 62-302.500, .510, .503)
Leachate (Rule 62-701.510)
LAB Submission Number: F03080335
Sample Number: F03080335-005

Facility WACS:	35435-006-SO	**Sample Date/Time:**	8/12/03 10:25:00 AM
Well/Sampling Point WACS:	Holland	**Report Period:**	August 2003
Well/Sampling Point Name:	Holland	**Well Purged:**	YES
Classification of Groundwater:		**Well Type:**	Private
Ground Water Elevation: (NGVD):			

Storet Code	Parameter Monitored	Sampling Method	Filtered Y/N	Analysis Method	Analysis Date	Analysis Result	Q	Units	Detection Limits
77103	2-Hexanone	Grab	N	SW8260	8/22/03	0.26	U	µg/L	0.26
77424	Iodomethane	Grab	N	SW8260	8/22/03	0.38	U	µg/L	0.38
81596	4-Methyl-2-pentanone	Grab	N	SW8260	8/22/03	0.21	U	µg/L	0.21
34423	Methylene chloride	Grab	N	SW8260	8/22/03	0.26	U	µg/L	0.26
77128	Styrene	Grab	N	SW8260	8/22/03	0.17	U	µg/L	0.17
77562	1,1,1,2-Tetrachloroethane	Grab	N	SW8260	8/22/03	0.15	U	µg/L	0.15
34516	1,1,2,2-Tetrachloroethane	Grab	N	SW8260	8/22/03	0.11	U	µg/L	0.11
34475	Tetrachloroethene	Grab	N	SW8260	8/22/03	0.11	U	µg/L	0.11
34010	Toluene	Grab	N	SW8260	8/22/03	0.10	U	µg/L	0.10
34506	1,1,1-Trichloroethane	Grab	N	SW8260	8/22/03	0.24	U	µg/L	0.24
34511	1,1,2-Trichloroethane	Grab	N	SW8260	8/22/03	0.13	U	µg/L	0.13
39180	Trichloroethene	Grab	N	SW8260	8/22/03	0.15	U	µg/L	0.15
34488	Trichlorofluoromethane	Grab	N	SW8260	8/22/03	0.32	U	µg/L	0.32
77443	1,2,3-Trichloropropane	Grab	N	SW8260	8/22/03	0.30	U	µg/L	0.30
77057	Vinyl acetate	Grab	N	SW8260	8/22/03	0.15	U	µg/L	0.15
39175	Vinyl chloride	Grab	N	SW8260	8/22/03	0.14	U	µg/L	0.14
34020	Xylenes, Total	Grab	N	SW8260	8/22/03	0.29	U	µg/L	0.29
	SUB								
01519	Alpha, Gross	Grab	N	E900.0	8/22/03	1.9+/-1.2		pci/L	1.5

Data Qualifier Code Key: I Analyte detected below quantitation limits U Not Detected at the Reporting Limit

Southeast LF Well Monitoring

PARAMETER MONITORING REPORT

Ground Water (Rule 62-520.400,.420, .460)

Surface Water (Rule 62-302.500, .510, .503)

Leachate (Rule 62-701.510)

LAB Submission Number: F03080335

Sample Number: F03080335-007

Facility WACS:	35435-006-SO	**Sample Date/Time:**	8/12/03 11:35:00 AM
Well/Sampling Point WACS:	Mcbride	**Report Period:**	August 2003
Well/Sampling Point Name:	Mcbride	**Well Purged:**	YES
Classification of Groundwater:		**Well Type:**	Private
Ground Water Elevation: (NGVD):			

Storet Code	Parameter Monitored	Sampling Method	Filtered Y/N	Analysis Method	Analysis Date	Analysis Result	Q	Units	Detection Limits
	FIELD								
	Conductivity	Grab	N	FLD	8/12/03	348		umhos/c	
	Dissolved Oxygen	Grab	N	FLD	8/12/03	0.40		mg/L	
	pH	Grab	N	FLD	8/12/03	7.60		S.U.	
	Temperature	Grab	N	FLD	8/12/03	25.19		deg C	
	Turbidity	Grab	N	FLD	8/12/03	0.70		NTU	
	INORGANICS								
00095	Conductance, Specific	Grab	N	E120.1	8/14/03	336		µmhos/c	1.00
00403	pH	Grab	N	E150.1	8/13/03	7.78		pH units	
70300	Solids, Total Dissolved	Grab	N	E160.1	8/14/03	220		mg/L	1.2
00940	Chloride	Grab	N	E300.0	8/13/03	7.8		mg/L	0.10
00620	Nitrogen, Nitrate	Grab	N	E300.0	8/13/03	0.016	U	mg/L	0.016
00610	Nitrogen, Ammonia (As N)	Grab	N	E350.1	8/21/03	0.38		mg/L	0.0040
	METALS								
01002	Arsenic	Grab	N	SW6010	8/15/03	2.0	U	µg/L	2.0
01007	Barium	Grab	N	SW6010	8/15/03	4	I	µg/L	0.074
01012	Beryllium	Grab	N	SW6010	8/15/03	0.12	U	µg/L	0.12
01027	Cadmium	Grab	N	SW6010	8/15/03	0.24	U	µg/L	0.24
01034	Chromium	Grab	N	SW6010	8/15/03	0.60	U	µg/L	0.60
01037	Cobalt	Grab	N	SW6010	8/15/03	5	I	µg/L	1.5
01042	Copper	Grab	N	SW6010	8/15/03	5.9		µg/L	0.58
01045	Iron	Grab	N	SW6010	8/15/03	48		µg/L	13
01051	Lead	Grab	N	SW6010	8/15/03	1.8	U	µg/L	1.8
01067	Nickel	Grab	N	SW6010	8/15/03	2.0	U	µg/L	2.0
01147	Selenium	Grab	N	SW6010	8/15/03	4.0	U	µg/L	4.0
01077	Silver	Grab	N	SW6010	8/15/03	1.4	U	µg/L	1.4
00929	Sodium	Grab	N	SW6010	8/15/03	8300		µg/L	230
01087	Vanadium	Grab	N	SW6010	8/15/03	0.40	U	µg/L	0.40
01092	Zinc	Grab	N	SW6010	8/15/03	43		µg/L	2.3
01097	Antimony	Grab	N	SW7041	8/25/03	0.35	U	µg/L	0.35
71900	Mercury	Grab	N	SW7470	8/19/03	0.036	U	µg/L	0.036

Data Qualifier Code Key: I Analyte detected below quantitation limits U Not Detected at the Reporting Limit

Southeast LF Well Monitoring
PARAMETER MONITORING REPORT
Ground Water (Rule 62-520.400,.420, .460)
Surface Water (Rule 62-302.500, .510, .503)
Leachate (Rule 62-701.510)
LAB Submission Number: F03080335
Sample Number: F03080335-007

Facility WACS:	35435-006-SO	**Sample Date/Time:**	8/12/03 11:35:00 AM
Well/Sampling Point WACS:	Mcbride	**Report Period:**	August 2003
Well/Sampling Point Name:	Mcbride	**Well Purged:**	YES
Classification of Groundwater:		**Well Type:**	Private
Ground Water Elevation: (NGVD):			

Storet Code	Parameter Monitored	Sampling Method	Filtered Y/N	Analysis Method	Analysis Date	Analysis Result	Q	Units	Detection Limits
01059	Thallium	Grab	N	SW7841	8/25/03	0.25	U	µg/L	0.25
	ORGANICS								
49146	1,2-Dibromo-3-chloropropane	Grab	N	SW8011	8/19/03	0.0041	U	µg/L	0.0041
77651	Ethylene Dibromide	Grab	N	SW8011	8/19/03	0.0038	U	µg/L	0.0038
81552	Acetone	Grab	N	SW8260	8/22/03	0.91	U	µg/L	0.91
34215	Acrylonitrile	Grab	N	SW8260	8/22/03	0.93	U	µg/L	0.93
34030	Benzene	Grab	N	SW8260	8/22/03	0.31	U	µg/L	0.31
73085	Bromochloromethane	Grab	N	SW8260	8/22/03	0.22	U	µg/L	0.22
32101	Bromodichloromethane	Grab	N	SW8260	8/22/03	0.10	U	µg/L	0.10
32104	Bromoform	Grab	N	SW8260	8/22/03	0.11	U	µg/L	0.11
34413	Bromomethane	Grab	N	SW8260	8/22/03	0.12	U	µg/L	0.12
81595	2-Butanone	Grab	N	SW8260	8/22/03	0.29	U	µg/L	0.29
77041	Carbon disulfide	Grab	N	SW8260	8/22/03	0.25	U	µg/L	0.25
32102	Carbon tetrachloride	Grab	N	SW8260	8/22/03	0.25	U	µg/L	0.25
34301	Chlorobenzene	Grab	N	SW8260	8/22/03	0.10	U	µg/L	0.10
34311	Chloroethane	Grab	N	SW8260	8/22/03	0.16	U	µg/L	0.16
32106	Chloroform	Grab	N	SW8260	8/22/03	0.28	U	µg/L	0.28
34418	Chloromethane	Grab	N	SW8260	8/22/03	0.31	U	µg/L	0.31
32105	Dibromochloromethane	Grab	N	SW8260	8/22/03	0.16	U	µg/L	0.16
77596	Dibromomethane	Grab	N	SW8260	8/22/03	0.13	U	µg/L	0.13
77268	trans-1,4-Dichloro-2-butene	Grab	N	SW8260	8/22/03	0.14	U	µg/L	0.14
34536	1,2-Dichlorobenzene	Grab	N	SW8260	8/22/03	0.18	U	µg/L	0.18
34571	1,4-Dichlorobenzene	Grab	N	SW8260	8/22/03	0.10	U	µg/L	0.10
34496	1,1-Dichloroethane	Grab	N	SW8260	8/22/03	0.30	U	µg/L	0.30
34531	1,2-Dichloroethane	Grab	N	SW8260	8/22/03	0.10	U	µg/L	0.10
34501	1,1-Dichloroethene	Grab	N	SW8260	8/22/03	0.10	U	µg/L	0.10
77093	cis-1,2-Dichloroethene	Grab	N	SW8260	8/22/03	0.15	U	µg/L	0.15
34546	trans-1,2-Dichloroethene	Grab	N	SW8260	8/22/03	0.17	U	µg/L	0.17
34541	1,2-Dichloropropane	Grab	N	SW8260	8/22/03	0.12	U	µg/L	0.12
34704	cis-1,3-Dichloropropene	Grab	N	SW8260	8/22/03	0.070	U	µg/L	0.070
34699	trans-1,3-Dichloropropene	Grab	N	SW8260	8/22/03	0.11	U	µg/L	0.11
34371	Ethylbenzene	Grab	N	SW8260	8/22/03	0.12	U	µg/L	0.12

Data Qualifier Code Key: I Analyte detected below quantitation limits U Not Detected at the Reporting Limit

Southeast LF Well Monitoring
PARAMETER MONITORING REPORT
Ground Water (Rule 62-520.400,.420, .460)
Surface Water (Rule 62-302.500, .510, .503)
Leachate (Rule 62-701.510)
LAB Submission Number: F03080335
Sample Number: F03080335-007

Facility WACS:	35435-006-SO	**Sample Date/Time:**	8/12/03 11:35:00 AM
Well/Sampling Point WACS:	Mcbride	**Report Period:**	August 2003
Well/Sampling Point Name:	Mcbride	**Well Purged:**	YES
Classification of Groundwater:		**Well Type:**	Private
Ground Water Elevation: (NGVD):			

Storet Code	Parameter Monitored	Sampling Method	Filtered Y/N	Analysis Method	Analysis Date	Analysis Result	Q	Units	Detection Limits
77103	2-Hexanone	Grab	N	SW8260	8/22/03	0.26	U	µg/L	0.26
77424	Iodomethane	Grab	N	SW8260	8/22/03	0.38	U	µg/L	0.38
81596	4-Methyl-2-pentanone	Grab	N	SW8260	8/22/03	0.21	U	µg/L	0.21
34423	Methylene chloride	Grab	N	SW8260	8/22/03	0.26	U	µg/L	0.26
77128	Styrene	Grab	N	SW8260	8/22/03	0.17	U	µg/L	0.17
77562	1,1,1,2-Tetrachloroethane	Grab	N	SW8260	8/22/03	0.15	U	µg/L	0.15
34516	1,1,2,2-Tetrachloroethane	Grab	N	SW8260	8/22/03	0.11	U	µg/L	0.11
34475	Tetrachloroethene	Grab	N	SW8260	8/22/03	0.11	U	µg/L	0.11
34010	Toluene	Grab	N	SW8260	8/22/03	0.10	U	µg/L	0.10
34506	1,1,1-Trichloroethane	Grab	N	SW8260	8/22/03	0.24	U	µg/L	0.24
34511	1,1,2-Trichloroethane	Grab	N	SW8260	8/22/03	0.13	U	µg/L	0.13
39180	Trichloroethene	Grab	N	SW8260	8/22/03	0.15	U	µg/L	0.15
34488	Trichlorofluoromethane	Grab	N	SW8260	8/22/03	0.32	U	µg/L	0.32
77443	1,2,3-Trichloropropane	Grab	N	SW8260	8/22/03	0.30	U	µg/L	0.30
77057	Vinyl acetate	Grab	N	SW8260	8/22/03	0.15	U	µg/L	0.15
39175	Vinyl chloride	Grab	N	SW8260	8/22/03	0.14	U	µg/L	0.14
34020	Xylenes, Total	Grab	N	SW8260	8/22/03	0.29	U	µg/L	0.29
	SUB								
01519	Alpha, Gross	Grab	N	E900.0	8/22/03	3.3+/-0.9		pci/L	1.0

Data Qualifier Code Key: I Analyte detected below quantitation limits U Not Detected at the Reporting Limit

Southeast LF Well Monitoring

PARAMETER MONITORING REPORT

Ground Water (Rule 62-520.400,.420, .460)

Surface Water (Rule 62-302.500, .510, .503)

Leachate (Rule 62-701.510)

LAB Submission Number: F03080335

Sample Number: F03080335-008

Facility WACS:	35435-006-SO	**Sample Date/Time:**	8/12/03 9:45:00 AM
Well/Sampling Point WACS:	Weeks	**Report Period:**	August 2003
Well/Sampling Point Name:	Weeks	**Well Purged:**	YES
Classification of Groundwater:		**Well Type:**	Private
Ground Water Elevation: (NGVD):			

Storet Code	Parameter Monitored	Sampling Method	Filtered Y/N	Analysis Method	Analysis Date	Analysis Result	Q	Units	Detection Limits
	FIELD								
	Conductivity	Grab	N	FLD	8/12/03	509		umhos/c	
	Dissolved Oxygen	Grab	N	FLD	8/12/03	7.1		mg/L	
	pH	Grab	N	FLD	8/12/03	7.04		S.U.	
	Temperature	Grab	N	FLD	8/12/03	23.93		deg C	
	Turbidity	Grab	N	FLD	8/12/03	3.1		NTU	
	INORGANICS								
00095	Conductance, Specific	Grab	N	E120.1	8/14/03	516		µmhos/c	1.00
00403	pH	Grab	N	E150.1	8/13/03	6.87		pH units	
70300	Solids, Total Dissolved	Grab	N	E160.1	8/14/03	310		mg/L	1.2
00940	Chloride	Grab	N	E300.0	8/13/03	27		mg/L	0.10
00620	Nitrogen, Nitrate	Grab	N	E300.0	8/13/03	0.03	I	mg/L	0.016
00610	Nitrogen, Ammonia (As N)	Grab	N	E350.1	8/21/03	0.23		mg/L	0.0040
	METALS								
01002	Arsenic	Grab	N	SW6010	8/15/03	4	I	µg/L	2.0
01007	Barium	Grab	N	SW6010	8/15/03	5	I	µg/L	0.074
01012	Beryllium	Grab	N	SW6010	8/15/03	0.12	U	µg/L	0.12
01027	Cadmium	Grab	N	SW6010	8/15/03	0.24	U	µg/L	0.24
01034	Chromium	Grab	N	SW6010	8/15/03	0.60	U	µg/L	0.60
01037	Cobalt	Grab	N	SW6010	8/15/03	9	I	µg/L	1.5
01042	Copper	Grab	N	SW6010	8/15/03	1	I	µg/L	0.58
01045	Iron	Grab	N	SW6010	8/15/03	610		µg/L	13
01051	Lead	Grab	N	SW6010	8/15/03	3	I	µg/L	1.8
01067	Nickel	Grab	N	SW6010	8/15/03	2.0	U	µg/L	2.0
01147	Selenium	Grab	N	SW6010	8/15/03	4.0	U	µg/L	4.0
01077	Silver	Grab	N	SW6010	8/15/03	1.4	U	µg/L	1.4
00929	Sodium	Grab	N	SW6010	8/15/03	8500		µg/L	230
01087	Vanadium	Grab	N	SW6010	8/15/03	0.40	U	µg/L	0.40
01092	Zinc	Grab	N	SW6010	8/15/03	160		µg/L	2.3
01097	Antimony	Grab	N	SW7041	8/25/03	0.35	U	µg/L	0.35
71900	Mercury	Grab	N	SW7470	8/19/03	0.036	U	µg/L	0.036

Data Qualifier Code Key: I Analyte detected below quantitation limits U Not Detected at the Reporting Limit

Southeast LF Well Monitoring
PARAMETER MONITORING REPORT
Ground Water (Rule 62-520.400,.420, .460)
Surface Water (Rule 62-302.500, .510, .503)
Leachate (Rule 62-701.510)
LAB Submission Number: F03080335
Sample Number: F03080335-008

Facility WACS:	35435-006-SO	**Sample Date/Time:**	8/12/03 9:45:00 AM
Well/Sampling Point WACS:	Weeks	**Report Period:**	August 2003
Well/Sampling Point Name:	Weeks	**Well Purged:**	YES
Classification of Groundwater:		**Well Type:**	Private
Ground Water Elevation: (NGVD):			

Storet Code	Parameter Monitored	Sampling Method	Filtered Y/N	Analysis Method	Analysis Date	Analysis Result	Q	Units	Detection Limits
01059	Thallium	Grab	N	SW7841	8/25/03	0.25	U	µg/L	0.25
	ORGANICS								
49146	1,2-Dibromo-3-chloropropane	Grab	N	SW8011	8/19/03	0.0041	U	µg/L	0.0041
77651	Ethylene Dibromide	Grab	N	SW8011	8/19/03	0.0038	U	µg/L	0.0038
81552	Acetone	Grab	N	SW8260	8/22/03	0.91	U	µg/L	0.91
34215	Acrylonitrile	Grab	N	SW8260	8/22/03	0.93	U	µg/L	0.93
34030	Benzene	Grab	N	SW8260	8/22/03	0.31	U	µg/L	0.31
73085	Bromochloromethane	Grab	N	SW8260	8/22/03	0.22	U	µg/L	0.22
32101	Bromodichloromethane	Grab	N	SW8260	8/22/03	0.10	U	µg/L	0.10
32104	Bromoform	Grab	N	SW8260	8/22/03	0.11	U	µg/L	0.11
34413	Bromomethane	Grab	N	SW8260	8/22/03	0.12	U	µg/L	0.12
81595	2-Butanone	Grab	N	SW8260	8/22/03	0.29	U	µg/L	0.29
77041	Carbon disulfide	Grab	N	SW8260	8/22/03	0.25	U	µg/L	0.25
32102	Carbon tetrachloride	Grab	N	SW8260	8/22/03	0.25	U	µg/L	0.25
34301	Chlorobenzene	Grab	N	SW8260	8/22/03	0.10	U	µg/L	0.10
34311	Chloroethane	Grab	N	SW8260	8/22/03	0.16	U	µg/L	0.16
32106	Chloroform	Grab	N	SW8260	8/22/03	0.28	U	µg/L	0.28
34418	Chloromethane	Grab	N	SW8260	8/22/03	0.31	U	µg/L	0.31
32105	Dibromochloromethane	Grab	N	SW8260	8/22/03	0.16	U	µg/L	0.16
77596	Dibromomethane	Grab	N	SW8260	8/22/03	0.13	U	µg/L	0.13
77268	trans-1,4-Dichloro-2-butene	Grab	N	SW8260	8/22/03	0.14	U	µg/L	0.14
34536	1,2-Dichlorobenzene	Grab	N	SW8260	8/22/03	0.18	U	µg/L	0.18
34571	1,4-Dichlorobenzene	Grab	N	SW8260	8/22/03	0.10	U	µg/L	0.10
34496	1,1-Dichloroethane	Grab	N	SW8260	8/22/03	0.30	U	µg/L	0.30
34531	1,2-Dichloroethane	Grab	N	SW8260	8/22/03	0.10	U	µg/L	0.10
34501	1,1-Dichloroethene	Grab	N	SW8260	8/22/03	0.10	U	µg/L	0.10
77093	cis-1,2-Dichloroethene	Grab	N	SW8260	8/22/03	0.15	U	µg/L	0.15
34546	trans-1,2-Dichloroethene	Grab	N	SW8260	8/22/03	0.17	U	µg/L	0.17
34541	1,2-Dichloropropane	Grab	N	SW8260	8/22/03	0.12	U	µg/L	0.12
34704	cis-1,3-Dichloropropene	Grab	N	SW8260	8/22/03	0.070	U	µg/L	0.070
34699	trans-1,3-Dichloropropene	Grab	N	SW8260	8/22/03	0.11	U	µg/L	0.11
34371	Ethylbenzene	Grab	N	SW8260	8/22/03	0.12	U	µg/L	0.12

Data Qualifier Code Key: I Analyte detected below quantitation limits U Not Detected at the Reporting Limit

Southeast LF Well Monitoring
PARAMETER MONITORING REPORT
Ground Water (Rule 62-520.400,.420, .460)
Surface Water (Rule 62-302.500, .510, .503)
Leachate (Rule 62-701.510)
LAB Submission Number: F03080335
Sample Number: F03080335-008

Facility WACS:	35435-006-SO	**Sample Date/Time:**	8/12/03 9:45:00 AM
Well/Sampling Point WACS:	Weeks	**Report Period:**	August 2003
Well/Sampling Point Name:	Weeks	**Well Purged:**	YES
Classification of Groundwater:		**Well Type:**	Private
Ground Water Elevation: (NGVD):			

Storet Code	Parameter Monitored	Sampling Method	Filtered Y/N	Analysis Method	Analysis Date	Analysis Result	Q	Units	Detection Limits
77103	2-Hexanone	Grab	N	SW8260	8/22/03	0.26	U	µg/L	0.26
77424	Iodomethane	Grab	N	SW8260	8/22/03	0.38	U	µg/L	0.38
81596	4-Methyl-2-pentanone	Grab	N	SW8260	8/22/03	0.21	U	µg/L	0.21
34423	Methylene chloride	Grab	N	SW8260	8/22/03	0.26	U	µg/L	0.26
77128	Styrene	Grab	N	SW8260	8/22/03	0.17	U	µg/L	0.17
77562	1,1,1,2-Tetrachloroethane	Grab	N	SW8260	8/22/03	0.15	U	µg/L	0.15
34516	1,1,2,2-Tetrachloroethane	Grab	N	SW8260	8/22/03	0.11	U	µg/L	0.11
34475	Tetrachloroethene	Grab	N	SW8260	8/22/03	0.11	U	µg/L	0.11
34010	Toluene	Grab	N	SW8260	8/22/03	0.10	U	µg/L	0.10
34506	1,1,1-Trichloroethane	Grab	N	SW8260	8/22/03	0.24	U	µg/L	0.24
34511	1,1,2-Trichloroethane	Grab	N	SW8260	8/22/03	0.13	U	µg/L	0.13
39180	Trichloroethene	Grab	N	SW8260	8/22/03	0.15	U	µg/L	0.15
34488	Trichlorofluoromethane	Grab	N	SW8260	8/22/03	0.32	U	µg/L	0.32
77443	1,2,3-Trichloropropane	Grab	N	SW8260	8/22/03	0.30	U	µg/L	0.30
77057	Vinyl acetate	Grab	N	SW8260	8/22/03	0.15	U	µg/L	0.15
39175	Vinyl chloride	Grab	N	SW8260	8/22/03	0.14	U	µg/L	0.14
34020	Xylenes, Total	Grab	N	SW8260	8/22/03	0.29	U	µg/L	0.29
	SUB								
01519	Alpha, Gross	Grab	N	E900.0	8/22/03	12.2+/-1.8		pci/L	2.1
	Radium-226	Grab	N	E903.1	9/4/03	8.0+/-0.4		pci/L	0.10
	Radium-228	Grab	N	RA05	9/4/03	<0.9+/-0.6		pci/L	0.90

Data Qualifier Code Key: I Analyte detected below quantitation limits U Not Detected at the Reporting Limit

Southeast LF Well Monitoring
PARAMETER MONITORING REPORT
Ground Water (Rule 62-520.400,.420, .460)
Surface Water (Rule 62-302.500, .510, .503)
Leachate (Rule 62-701.510)
LAB Submission Number: F03080335
Sample Number: F03080335-009

Facility WACS:	35435-006-SO	**Sample Date/Time:**	8/12/03 7:35:00 AM
Well/Sampling Point WACS:	Travel Blank	**Report Period:**	August 2003
Well/Sampling Point Name:	Travel Blank	**Well Purged:**	YES
Classification of Groundwater:	0	**Well Type:**	Private
Ground Water Elevation: (NGVD):			

Storet Code	Parameter Monitored	Sampling Method	Filtered Y/N	Analysis Method	Analysis Date	Analysis Result	Q	Units	Detection Limits
	ORGANICS								
81552	Acetone	Grab	N	SW8260	8/22/03	0.91	U	µg/L	0.91
34215	Acrylonitrile	Grab	N	SW8260	8/22/03	0.93	U	µg/L	0.93
34030	Benzene	Grab	N	SW8260	8/22/03	0.31	U	µg/L	0.31
73085	Bromochloromethane	Grab	N	SW8260	8/22/03	0.22	U	µg/L	0.22
32101	Bromodichloromethane	Grab	N	SW8260	8/22/03	0.10	U	µg/L	0.10
32104	Bromoform	Grab	N	SW8260	8/22/03	0.11	U	µg/L	0.11
34413	Bromomethane	Grab	N	SW8260	8/22/03	0.12	U	µg/L	0.12
81595	2-Butanone	Grab	N	SW8260	8/22/03	0.29	U	µg/L	0.29
77041	Carbon disulfide	Grab	N	SW8260	8/22/03	0.25	U	µg/L	0.25
32102	Carbon tetrachloride	Grab	N	SW8260	8/22/03	0.25	U	µg/L	0.25
34301	Chlorobenzene	Grab	N	SW8260	8/22/03	0.10	U	µg/L	0.10
34311	Chloroethane	Grab	N	SW8260	8/22/03	0.16	U	µg/L	0.16
32106	Chloroform	Grab	N	SW8260	8/22/03	0.28	U	µg/L	0.28
34418	Chloromethane	Grab	N	SW8260	8/22/03	0.31	U	µg/L	0.31
32105	Dibromochloromethane	Grab	N	SW8260	8/22/03	0.16	U	µg/L	0.16
77596	Dibromomethane	Grab	N	SW8260	8/22/03	0.13	U	µg/L	0.13
77268	trans-1,4-Dichloro-2-butene	Grab	N	SW8260	8/22/03	0.14	U	µg/L	0.14
34536	1,2-Dichlorobenzene	Grab	N	SW8260	8/22/03	0.18	U	µg/L	0.18
34571	1,4-Dichlorobenzene	Grab	N	SW8260	8/22/03	0.10	U	µg/L	0.10
34496	1,1-Dichloroethane	Grab	N	SW8260	8/22/03	0.30	U	µg/L	0.30
34531	1,2-Dichloroethane	Grab	N	SW8260	8/22/03	0.10	U	µg/L	0.10
34501	1,1-Dichloroethene	Grab	N	SW8260	8/22/03	0.10	U	µg/L	0.10
77093	cis-1,2-Dichloroethene	Grab	N	SW8260	8/22/03	0.15	U	µg/L	0.15
34546	trans-1,2-Dichloroethene	Grab	N	SW8260	8/22/03	0.17	U	µg/L	0.17
34541	1,2-Dichloropropane	Grab	N	SW8260	8/22/03	0.12	U	µg/L	0.12
34704	cis-1,3-Dichloropropene	Grab	N	SW8260	8/22/03	0.070	U	µg/L	0.070
34699	trans-1,3-Dichloropropene	Grab	N	SW8260	8/22/03	0.11	U	µg/L	0.11
34371	Ethylbenzene	Grab	N	SW8260	8/22/03	0.12	U	µg/L	0.12
77103	2-Hexanone	Grab	N	SW8260	8/22/03	0.26	U	µg/L	0.26
77424	Iodomethane	Grab	N	SW8260	8/22/03	0.38	U	µg/L	0.38
81596	4-Methyl-2-pentanone	Grab	N	SW8260	8/22/03	0.21	U	µg/L	0.21

Data Qualifier Code Key: I Analyte detected below quantitation limits U Not Detected at the Reporting Limit

Southeast LF Well Monitoring

PARAMETER MONITORING REPORT

Ground Water (Rule 62-520.400,.420, .460)

Surface Water (Rule 62-302.500, .510, .503)

Leachate (Rule 62-701.510)

LAB Submission Number: F03080335

Sample Number: F03080335-009

Facility WACS:	35435-006-SO	**Sample Date/Time:**	8/12/03 7:35:00 AM
Well/Sampling Point WACS:	Travel Blank	**Report Period:**	August 2003
Well/Sampling Point Name:	Travel Blank	**Well Purged:**	YES
Classification of Groundwater:	0	**Well Type:**	Private
Ground Water Elevation: (NGVD):			

Storet Code	Parameter Monitored	Sampling Method	Filtered Y/N	Analysis Method	Analysis Date	Analysis Result	Q	Units	Detection Limits
34423	Methylene chloride	Grab	N	SW8260	8/22/03	0.7	I	µg/L	0.26
77128	Styrene	Grab	N	SW8260	8/22/03	0.17	U	µg/L	0.17
77562	1,1,1,2-Tetrachloroethane	Grab	N	SW8260	8/22/03	0.15	U	µg/L	0.15
34516	1,1,2,2-Tetrachloroethane	Grab	N	SW8260	8/22/03	0.11	U	µg/L	0.11
34475	Tetrachloroethene	Grab	N	SW8260	8/22/03	0.11	U	µg/L	0.11
34010	Toluene	Grab	N	SW8260	8/22/03	0.10	U	µg/L	0.10
34506	1,1,1-Trichloroethane	Grab	N	SW8260	8/22/03	0.24	U	µg/L	0.24
34511	1,1,2-Trichloroethane	Grab	N	SW8260	8/22/03	0.13	U	µg/L	0.13
39180	Trichloroethene	Grab	N	SW8260	8/22/03	0.15	U	µg/L	0.15
34488	Trichlorofluoromethane	Grab	N	SW8260	8/22/03	0.32	U	µg/L	0.32
77443	1,2,3-Trichloropropane	Grab	N	SW8260	8/22/03	0.30	U	µg/L	0.30
77057	Vinyl acetate	Grab	N	SW8260	8/22/03	0.15	U	µg/L	0.15
39175	Vinyl chloride	Grab	N	SW8260	8/22/03	0.14	U	µg/L	0.14
34020	Xylenes, Total	Grab	N	SW8260	8/22/03	0.29	U	µg/L	0.29

Data Qualifier Code Key: I Analyte detected below quantitation limits U Not Detected at the Reporting Limit