



An employee-owned company

January 29, 2002

Mr. Kim Ford
FDEP
3804 Coconut Palm Drive
Tampa, Florida 33619

RE: Lena Road Landfill Leachate Collection System
Permit No. 39884-005-SC

Dear Mr. Ford:

Please find attached documents pertaining to the above-referenced project:

- Certification of Completion of Construction
- Record Drawings
- TV report and tape for leachate collection system inspection
- Letter from Westra Construction Corporation dated 12/27/01 regarding PZ-3A
Piezometer record dimensions
- Shop Drawings – leachate pipe and manholes
- Shop Drawings – propeller flow meter
- Delivery tickets for crushed stone
- SWFWMD Well Grouting/Abandonment Form
- Daily Construction Reports
- PSI Monitoring Well Installation and Completion Report
- Exhibit C, Manatee County, Lena Rd. Landfill Groundwater Gradient
- McKim & Creed Pipe Testing documents
- Certification of Conformance from National Pipe & Plastics, Inc.
- Certification Letter from Linq Industrial Fabrics, Inc.

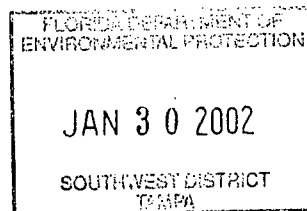
Sincerely,

A handwritten signature in black ink, appearing to read 'Charles P. Putman'.

Charles P. Putman, P.E.
Vice President

Attachments

120498.02/0610





Florida Department of Environmental Protection
Twin Towers Office Bldg. • 2600 Blair Stone Road • Tallahassee, FL 32399-2400

DEP Form # 62-701.900(2)
Form Title Certification of Construction Completion
Effective Date May 19, 1994

DEP Application No. _____
(Filled by DEP)

Certification of Construction Completion of a Solid Waste Management Facility

DEP Construction Permit No: 39884-005-SC County: Manatee

Name of Project: Lena Road Landfill - Stage 1 & 3 LCRS

Name of Owner: Manatee County Florida

Name of Engineer: McKim & Creed, P.A.

Type of Project: Construction of leachate collection and removal system for Stages 1 & 3 of the existing landfill and related facilities.

Cost: Estimate \$ _____ Actual \$ 411,510.00 Westra breakdown

Site Design: Quantity: 1,300 ton/day Site Acreage: 312 Acres

Deviations from Plans and Application Approved by DEP: All leachate pipeline dimensions between manholes along with the invert elevations are revised to As-Built conditions.

Address and Telephone No. of Site: 3333 Lena Road, Bradenton, Florida, 34202, (941) 795-3473

Name(s) of Site Supervisor: Gus Difonzo, Manager

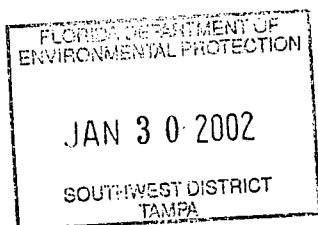
Date Site inspection is requested: January 30, 2002

This is to certify that, with the exception of any deviation noted above, the construction of the project has been completed in substantial accordance with the plans authorized by Construction

Permit No. 39884-005-SC :Dated: November 14, 2001

Date: 1/29/02

Alvin [Signature] 1/29/02
Signature of Professional Engineer



Page 1 of 1

Northwest District
160 Governmental Center
Pensacola, FL 32501-5794
850-595-8360

Northeast District
7825 Baymeadows Way, Ste. B200
Jacksonville, FL 32256-7590
904-448-4300

Central District
3319 Maguire Blvd., Ste. 232
Orlando, FL 32803-3767
407-894-7555

Southwest District
3804 Coconut Palm Dr.
Tampa, FL 33619
813-744-6100

South District
2295 Victoria Ave., Ste. 364
Fort Myers, FL 33901-3881
941-332-6975

Southeast District
400 North Congress Ave.
West Palm Beach, FL 33401
561-681-6600



WESTRA CONSTRUCTION CORPORATION

UNDERGROUND UTILITIES • WATER-SEWER • DRAINAGE • SEWER TREATMENT PLANTS

December 28, 2001

Mr. Don Kaser
McKim & Creed, P.A.
601 Cleveland Street
Suite 205
Clearwater, Fl. 33755

Re: SERWWTP Expansion
Bid No. 99-2691-DC

Subject: TV REPORT FOR LEACHATE COLLECTION SYSTEM

Dear Sir:


Attached herewith please find the video tape of the subject item.

Please contact me if you have any questions or require additional information

Thank You
Westra Construction Corporation

John Abner

CC: Mr. Tim Hochuli, P.E. – Manatee County
Mr. Al Van Eerden – WCC (job file)



12/28/2001

Pipeline Inspection Report Williams Testing

Main Project westra constuction
treatment plant manatee landfill

-

Section Description: Tape 1 Run 1

Job: Westra Construction

Project: S.E. Regional Treat

Location: Landfill Manatee

First Manhole: 2

Second Manhole: 1

Flow Direction: W

Inspection Direction WITH

Pipe Type: hdpe

Tape ID: 1 Run:1

Pipe Size: 8"

Tape Start: 00000

Start	End	Feature
0.0	301.0	Section Length

12/28/2001

Pipeline Inspection Report Williams Testing

Main Project westra constuction
treatment plant manatee landfill

-

Section Description: Taoe 1 Run 2

Job: Westra Construction

Project: S.E. Regional Treat

Location: Landfill Manatee

First Manhole: 2

Second Manhole: 3

Flow Direction: W

Inspection Direction AGAINST

Pipe Type: hdpe

Tape ID: 1 Run:2

Pipe Size: 8"

Tape Start: 00744

Start	End	Feature
0.0	593.0	Section Length

12/28/2001

Pipeline Inspection Report Williams Testing

**Main Project westra constuction
treatment plant manatee landfill**

-

Section Description: Tape 1 Run 3

Job: Westra Construction

Project: S.E. Regional Treat

Location: Landfill Manatee

First Manhole: 6

Second Manhole: ex

Flow Direction: W

Inspection Direction AGAINST

Pipe Type: hdpe

Tape ID: 1 Run:3

Pipe Size: 8"

Tape Start: 02027

Start	End	Feature
0.0	80.0	Section Length

12/28/2001

Pipeline Inspection Report Williams Testing

Main Project westra constuction
treatment plant manatee landfill

-

Section Description: Tape 1 Run 4

Job: Westra Construction

Project: S.E. Regional Treat

Location: Landfill Manatee

First Manhole: 6

Second Manhole: 5

Flow Direction: W

Inspection Direction AGAINST

Pipe Type: hdpe

Tape ID: 1 Run:4

Pipe Size: 8"

Tape Start: 02239

Start	End	Feature
0.0	478.0	Section Length

12/28/2001

Pipeline Inspection Report Williams Testing

Main Project westra constuction
treatment plant manatee landfill

-

Section Description: Tape 1 Run 5

Job: Westra Construction

Project: S.E. Regional Treat

Location: Landfill Manatee

First Manhole: 4

Second Manhole: 5

Flow Direction: W

Inspection Direction WITH

Pipe Type: hdpe

Tape ID: 1 Run:5

Pipe Size: 8"

Tape Start: 03210

Start	End	Feature
0.0	500.0	Section Length

12/28/2001

**Pipeline Inspection Report
Williams Testing****Main Project westra construction
treatment plant manatee landfill**

-

Section Description: Tape 1 Run 6**Job: Westra Construction****Project: S.E. Regional Treat****Location: Landfill Manatee****First Manhole: 4****Second Manhole: 3****Flow Direction: W****Inspection Direction AGAINST****Pipe Type: hdpc****Tape ID: 1 Run:6****Pipe Size: 8"****Tape Start: 04153**

Start	End	Feature
0.0	410.0	Section Length

December 3, 2001

Mr. Timothy Hochuli, P.E.
Manatee County Government
Project Management Department
4422A 66th Street West
Bradenton, Florida 34210

Re: SE Regional WWTP Expansion
Leachate Collection Liner Samples
PSI Report No. 387-90418-351

Dear Mr. Hochuli:


As requested, a representative of PSI firm arrived on-site and obtained five (5) samples of leachate liner material for laboratory permeability testing and grain size analysis. The results are as follows:

Sample Location	Permeability (cm/sec)	Percent Passing #200 Sieve
1. 300' N of Existing Concrete	3.42×10^{-4}	4.2
2. East end of Stockpile	2.09×10^{-4}	4.5
3. South Pond -- Benched Area	3.12×10^{-3}	4.0
4. 800' N. of Existing Concrete	1.41×10^{-4}	5.9
5. 1200' N. of Existing Concrete	1.44×10^{-4}	4.5

PSI appreciates the opportunity to be of continuing service to you on this project. Should you have questions concerning this report, please contact us at your convenience.

Respectfully submitted,

Professional Service Industries, Inc.


Marc L. Forbes, E.I.
Branch Manager

MLF

cc: McKim & Creed
Westra Construction Corp.




WESTRA CONSTRUCTION CORPORATION

UNDERGROUND UTILITIES • WATER-SEWER • DRAINAGE • SEWER TREATMENT PLANTS

December 27, 2001

Mr. Don Kaser
McKim & Creed, P.A.
601 Cleveland Street
Suite 205
Clearwater, Fl. 33755

Re: SERWWTP Expansion
Bid No. 99-2691-DC



Subject: PZ-3A

Dear Sir:

The location and elevation of the subject monitoring well is as follows:

Elevations:

Top of Casing = 44.91

Ground elevation = 41.01

Location Coordinates

N. 1138610.81

E. 512397.79

Latitude = N 27 27 .926

Longitude = W 86 26 .603

Please contact me if you have any questions or require additional information

Thank You

Westra Construction Corporation

John Abner

CC: Mr. Tim Hochuli, P.E. – Manatee County



LETTER OF TRANSMITTAL

TO:	Manatee County Project Management 1026 26 th Avenue East Bradenton, Florida 34208
ATTENTION:	Mr. . Tim Hochuli, P. E.

DATE: September 20, 2001	
PROJECT NO: 1024.0008.OF	TASK NO:
RE: SERWTP Expansion	
TRANSMITTAL NO: ONE- HUNDRED and TWO (102)	PAGE 1 OF 1

WE ARE SENDING: ☐ Originals ☐ Prints ☒ Shop Drawings ☐ Samples
☐ Specifications ☐ Calculations ☐ Other - _____


Quantity	Drawing No.	Rev.	Description	Status
3	-----	-----	SHOP DRAWING # 118 and # 119- Leachate Manholes and Piping	H / 1 & 2
			NOTE: Please <u>destroy</u> originals #118 & 119 – This replaces them in total	

Issue Status Code: A. Preliminary B. Fabrication Only C. For Information D. Bid
E. Construction F. For Review & Comments G. For Approval H. See Remarks

Action Status Code: 1. No Exceptions Taken 2. Make Corrections Noted 3. Other
4. Amend & Resubmit 5. Rejected - See Remarks

REMARKS:

CC: Westra (5) / Joe Resendes (1) / Main File (1)



601 CLEVELAND STREET #205, CLEARWATER, FL 33755 (727) 442-7196 FAX (727) 461-3827

McKIM & CREED, PA

Signed

Don L. Kaser

NOTE: "ALL" PARTIES
PLEASE DESTROY #
ORIGINAL SUBMITTAL 102



Shop Drawing Transmittal

Federal Express / Standard

MAIL TO:

Engineer: Attn. Don Kaser
McKim & Creed Engineers, P.A.
601 Cleveland Street, Suite 205
Clearwater, Florida 33755

Contractor
Westra Construction Corporation
1263 12th Avenue East
Palmetto, Florida 34221-1149

M&C Project No. 1024.0008.OF

Project Mgr. ASL Project Engineer NJS

Project Title: Southeast Regional W.W.T.P Expansion Bid # 99-2691-DC

Submittal No. 102 (REV.) Submittal Date: 19-Sep-01

As Named in Specifications	Substitute or equivalent item	Item No.	Spec. Section	Shop Drawing Manufacturer/Designer	Description of Item (Name, Type, Capacity, Uses, etc.)	# of Copies Received	Contract Draw Ref.	Engineers Use		
								Action Code	Reviewed By	# Copies Returned
X		1	02622-2 Par.2.2	U.S. Filter	Sub #118 - Leachate Pipe	10	—	1	DLK	5
X		2	Sht. C-28, Det. 4	U.S. Filter	Sub #119 - Leachate Manholes *	10	—	2	DLK	5
* = "CONTRACTOR" TO VERIFY FINISH GRADE AND INVERT ELEVATIONS.										
Special Instructions						This certifies that all items submitted herewith have been checked by the contractor, are correct, and are in strict conformance with the requirements of the contract documents, except as noted, and are approved for this project.				
cc: Tim Hochuli, Manatee County (1)										
Remarks						Signature and Title Robin L. Lindsey Date 09/19/01				
Signed <u>Don L. Kaser</u> Date <u>9/20/2001</u> The Engineer's review is limited to checking conformance with the design concept of the project and compliance with the information given in the Contract Documents. The Contractor is responsible for correctness of dimensions and their confirmation and correlation at the job site, for information that pertains solely to fabrication or techniques of construction and for coordination of the work of all trades.						Action Code 1) No Exception Taken 2) Make Corrections Noted 3) Amend and Resubmit 4) Rejected - See Remarks 5) No Action - Copy maintained for record purposes only Installation shall proceed only when action code is 1, 2, and 5 Action coded 3 shall be resubmitted within time limits set in contracts.				
									Review does not relieve the Contractor from responsibility of compliance with all the requirements of the contract documents.	

Cc: Manatee County (3)

Project Inspector (1)

Clearwater File (1)

WESTRA CONSTRUCTION CORPORATION

UNDERGROUND UTILITIES • WATER SERVICE • DRAINAGE • SEWER TREATMENT PLANTS
SUBMITTAL COVER SHEET

TEL: (941) 723-1611 FAX: (941) 729-8365
1263 12th Avenue East, Palmetto, Florida 34221
Post Office Box 1149, Palmetto, Florida 34220-1149

DATE: 19-SEP-01

JOB NUMBER: #409

JOB NAME: Southeast Regional WWTP Expansion
M&C Project No.: 1024.0008.OF – Bid No.: 99-2691-DC

1. No. and Title of Drawing Sub #119 – Leachate Manholes

2. Date of Drawing or Revision

3. Name of Firm Submitting Drawg. U.S. Filter

4. Specification I.D. Number

5. Contract Drawing Reference No. ~~Sub #119, Part 4~~

6. Deviations

7. Comments

CERTIFICATION STATEMENT: BY THIS SUBMITTAL, I HEREBY REPRESENT THAT I HAVE DETERMINED AND VERIFIED ALL FIELD MEASUREMENTS, FIELD CONSTRUCTION CRITERIA, MATERIALS, DIMENSIONS, CATALOG NUMBERS AND SIMILAR DATA AND I HAVE CHECKED AND COORDINATED EACH ITEM WITH OTHER APPLICABLE SHOP DRAWINGS AND ALL CONTRACT REQUIREMENTS.

CONTRACTOR HAS REVIEWED AND SUBMITTED FOR REVIEW.

Signature: John Abner / RLL

ENGINEER'S COMMENTS:

McKIM & CREED ENGINEERS

CLEARWATER, FL

REVIEW ACTION

☐ NO EXCEPTIONS TAKEN

☒ MAKE CORRECTIONS NOTED

☐ AMEND AND RESUBMIT

☐ REJECTED - SEE REMARKS

REVIEWED BY DK DATE 9-10-01

REVIEW IS FOR GENERAL ARRANGEMENT ONLY AND DOES NOT RELEASE THE CONTRACTOR FROM THE RESPONSIBILITY FOR QUANTITIES, DIMENSIONS, PERFORMANCE OR OTHER REQUIREMENTS OF THE CONTRACT DOCUMENTS

John Abner

36" HDPE MANHOLE
w/ FLANGED COVER

4" Vent

SS Insect Screen

3'-6"

3'-3"

24"

Elev. A

3'-0"

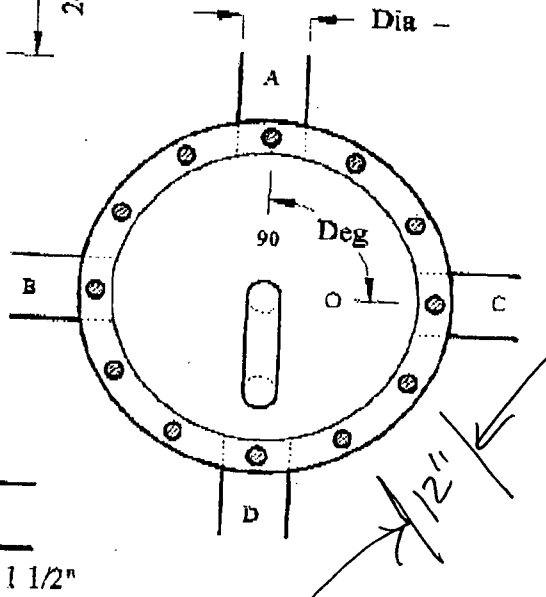
SDR 32.5

Elev. B

Elev. C



3'-2"



*Provide and
gasket and
3/16 S.S. Bolts*

Elev "A"

Elev "B"

Elev "C"

Dia SDR Degree

Outlet "A" _____

Outlet "B" _____

Outlet "C" _____

Outlet "D" _____

Outlet Options: Plain End/Flanged
SS/D.I./Full Face HDPE

ISCO Industries
460 Fifth Road
Mulberry, FL 33860
Ph: (863) 425-2227
Fax: (863) 425-5838

WESTRA CONSTRUCTION CORPORATION

UNDERGROUND UTILITIES • WATER SERVICE • DRAINAGE • SEWER TREATMENT PLANTS

SUBMITTAL COVER SHEET

TEL: (941) 723-1611 FAX: (941) 729-8365
1263 12th Avenue East, Palmetto, Florida 34221
Post Office Box 1149, Palmetto, Florida 34220-1149

DATE: 19-SEP-01

JOB NUMBER: #409

JOB NAME: Southeast Regional WWTP Expansion
M&C Project No.: 1024.0008.OF – Bid No.: 99-2691-DC

1. No. and Title of Drawing

Sub #118 – Leachate Pipe ✓

2. Date of Drawing or Revision

3. Name of Firm Submitting Drawg.

U.S. Filter ✓

4. Specification I.D. Number

02622-2 Par. 2.2 ✓

and PBS of Plan Sheet L-3.

5. Contract Drawing Reference No.

6. Deviations

7. Comments

CERTIFICATION STATEMENT: BY THIS SUBMITTAL, I HEREBY REPRESENT THAT I HAVE DETERMINED AND VERIFIED ALL FIELD MEASUREMENTS, FIELD CONSTRUCTION CRITERIA, MATERIALS, DIMENSIONS, CATALOG NUMBERS AND SIMILAR DATA AND I HAVE CHECKED AND COORDINATED EACH ITEM WITH OTHER APPLICABLE SHOP DRAWINGS AND ALL CONTRACT REQUIREMENTS.

CONTRACTOR HAS REVIEWED AND SUBMITTED FOR REVIEW.

Signature: *John Abner* / RLL

ENGINEER'S COMMENTS:

McKIM & CREED ENGINEERS

CLEARWATER, FL

REVIEW ACTION

- ☒ NO EXCEPTIONS TAKEN
☐ MAKE CORRECTIONS NOTED
☐ AMEND AND RESUBMIT
☐ REJECTED - SEE REMARKS

REVIEWED BY *DK* DATE *9-20-01*

REVIEW IS FOR GENERAL ARRANGEMENT ONLY AND DOES NOT RELEASE THE CONTRACTOR FROM THE RESPONSIBILITY FOR QUANTITIES, DIMENSIONS, PERFORMANCE OR OTHER REQUIREMENTS OF THE CONTRACT DOCUMENTS

1000 series Data Sheet

Customer Benefits

High quality Driscopipe® 1000 is manufactured from extra high molecular weight, high density PE 3408 polyethylene pipe grade resin.

Butt Fusion Conditions: 75 psig interfacial fusion pressure required at 375-400°F

This black, weather-resistant pipe exhibits...

- Outstanding Chemical & Corrosion Resistance
- High Environmental Stress Crack Resistance
- Excellent Flow Characteristics
- Toughness & Ductility
- Flexibility & Ease of Installation
- Abrasion Endurance
- Fatigue Endurance
- Reliability
- Available Sizes: 3/4" through 54"

Suggested Industries and Applications

- Acid / caustic lines
- Agriculture
- Aquaculture
- Brine
- Cement Plants
- Coal Slurry/ Coal Prep
- De-watering
- Dredging/ Sand/ Gravel
- Dual containment
- Fertilizer
- Fly ash lines
- Golf courses
- Hard Rock Disposal

- Hazardous Wastes
- High purity processes
- Ice Rinks
- Industrial
- Inorganic Chemicals
- Irrigation
- Leachate collection
- Marinas
- Metal (Cu, Al, Fe, etc.)
- Mining
- Organic Chemicals
- Petrochemicals
- Pulp/ Paper/ Wood

...and many others

- River crossings
- Salt Mines
- Sludge piping
- Snow Melting/ Making
- Storage tank piping
- Sugar Mills
- Swimming Pools
- SX acid mining
- Tailings Slurry
- Temporary pipelines
- Utility/ process piping

Specification Data

The resin, pipe, & fittings comply with these accepted (and other) industry standards . . .

ASTM F 714 (Pipe)
ASTM D 3281 (Fittings)
Cell Classification
ASTM D 3350 - 345464C

PPI - PE3408 Designation
Factory Mutual (by size per order)

Typical Physical Properties* of Driscopipe® 1000 (PE 3408) Polyethylene Pipe Resin

Property	Test Method	Unit	Value
Material Designation	PPI / ASTM	-----	PE 3408
Material Classification	ASTM D 3350	-----	Type III; PE34
Cell Classification	ASTM D 3350	-----	2454B4C
Density (3)	ASTM D 1505	gms/cm ³	0.955
Melt Flow (4)	ASTM D 1238(2.10/150)	gms/10 min.	9.11 ±
Flex Modulus (5)	ASTM D 790	psi	110,000
Tensile Strength (4)	ASTM D 638	psi	3,200
PENT (6)	ASTM F 1473	Hours	>100
HDB @ 73.4°F (4)	ASTM D 2837	psi	1,600
U-V Stabilizer (C)	ASTM D 1603	% C	> 2
Hardness	ASTM D 2240	Shore D	65
Tensile Strength @ Yield (Type IV Specimen)	ASTM D 638 (2" min.)	psi	3,200
Tensile Strength @ Break (Type IV Specimen)	ASTM D 638	psi	5,000
Elongation at Break	ASTM D 638	%, minimum	750
Modulus of Elasticity (Young's Modulus)	ASTM D 638	psi	130,000
ESCR (Cond A,B, C: Mold. Slab) (Compressed Ring - pipe)	ASTM D 1693 ASTM F 1248	F ₀ Hours F ₀ Hours	>5,000 >3,500
PENT	ASTM F 1473	Hours	>100
Impact Strength (IZOD) (128" Thick)	ASTM D 288 (Method A)	In-lb/in. notch	42
Linear Thermal Expansion Coeff.	ASTM D 696	In/ In/ °F	1.2 x 10 ⁻⁴
Thermal Conductivity	ASTM D 177	BTU-in/R ² / hrs/°F	2.7
Brittleness Temperature	ASTM D 746	°F	< -150
Vicat Softening Temperature	ASTM D 1625	°F	357

*This list of typical physical properties is intended for basic characterization of the material and does not represent specific determinations or specifications. The Physical properties values reported herein were determined on compression molded specimens prepared in accordance with Procedure C of ASTM D-1928 and may differ from specimens taken from the pipe.
 † Average Melt Index value with a standard deviation of 0.01

Distributed By:

PPI PLASTICS
PIPE
INSTITUTE

ISO
9001
CERTIFIED

PPFA PIPE
PLASTIC PIPE
ASSOCIATION

This document reports accurate and reliable information to the best of our knowledge but our suggestions and recommendations cannot be guaranteed because the conditions of use are beyond our control. The user of such information assumes all risk connected with the use thereof. Phillips 66 Company and its subsidiaries assume no responsibility for the use of information presented herein and hereby expressly disclaim all liability in regards to such use.

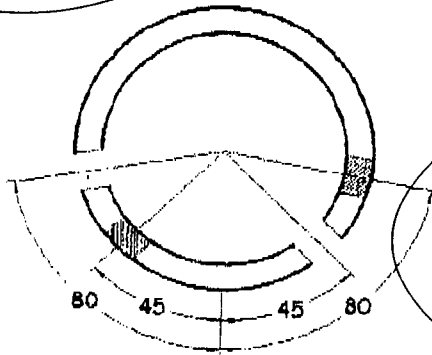
To secure product information or leave a message for a sales engineer or technical service representative:
 Phone: 1-800-527-0662
 Fax: 1-972-869-5959
 www.driscopipe.com



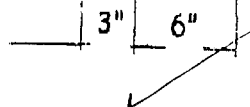

Phillips Driscopipe
A DIVISION OF PHILLIPS PETROLEUM COMPANY

Effective: 5-18-99

Lena Rd Landfill
Leachate Collection System
8" SDR 17 HDPE Pipe
Perforated



4 Rows
1/2" Diameter Holes on 6" Centers
Staggered Pattern
8.625" OD/5.349" ID.



ISCO INDUSTRIES
460 Fife Road
Mulberry, FL 33860
Phg: (863) 425-2227



LETTER OF TRANSMITTAL

TO: Manatee County Project Management 1026 26 th Avenue East Bradenton, Florida 34208 ATTENTION: Mr. . Tim Hochuli, P. E.

DATE: September 24, 2001	
PROJECT NO: 1024.0008.OF	TASK NO:
RE: SERWTP Expansion	
TRANSMITTAL NO: ONE- HUNDRED and THREE ^{FOUR} (103) (104)	PAGE 1 OF 1

WE ARE SENDING: ☐ Originals ☐ Prints ☒ **xx Shop Drawings** ☐ Samples
☐ Specifications ☐ Calculations ☐ Other - _____

Quantity	Drawing No.	Rev.	Description	Status
3	-----	-----	SHOP DRAWING # 120-Flange Propeller Flow Meter ✓ (McCrometer , Model MF-100)	H / 1

Issue Status Code: A. Preliminary B. Fabrication Only C. For Information D. Bid
E. Construction F. For Review & Comments G. For Approval H. See Remarks

Action Status Code: 1. No Exceptions Taken 2. Make Corrections Noted 3. Other
4. Amend & Resubmit 5. Rejected - See Remarks

REMARKS:

CC: Westra (5) / Joe Resendes (1) / Main File (1)


FLORIDA DEPARTMENT OF
ENVIRONMENTAL PROTECTION

601 CLEVELAND STREET #205, CLEARWATER, FL 33755 (727) 442-7196 FAX (727) 461-3827

JAN 30 2002

SOUTHWEST DISTRICT
TAMPA

McKIM & CREED, PA

Signed 
Sender



Shop Drawing Transmittal

Federal Express / Standard

MAIL TO:

Engineer: Attn. Don Kaser
McKim & Creed Engineers, P.A.
601 Cleveland Street, Suite 205
Clearwater, Florida 33755

Contractor
Westra Construction Corporation
1263 12th Avenue East
Palmetto, Florida 34221-1149

M&C Project No. 1024.0008.OF

Project Mgr. ASL

Project Engineer NJS

Project Title: Southeast Regional W.W.T.P Expansion Bid # 99-2691-DC

Submittal No. 103

Submittal Date: 21-Sep-01

							Engineers Use			
As Named in Specifications	Substitute or equivalent item	Item No.	Spec. Section	Shop Drawing Manufacturer/Designer	Description of Item (Name, Type, Capacity, Uses, etc.)	# of Copies Received	Contract Draw Ref.	Action Code	Reviewed By	# Copies Returned
X		1	Change Order	McDade Waterworks, Inc.	Sub #120 - Flange Propeller Flow Meter	10	—	1	DK	5
Special Instructions							This certifies that all items submitted herewith have been checked by the contractor, are correct, and are in strict conformance with the requirements of the contract documents, except as noted, and are approved for this project.			
cc: Tim Hochuli, Manatee County (1)							Signature and Title <u>Robin L. Lindsey</u> Date <u>09/21/01</u>			
Remarks							Action Code 1) No Exception Taken 2) Make Corrections Noted 3) Amend and Resubmit 4) Rejected - See Remarks 5) No Action - Copy maintained for record purposes only Installation shall proceed only when action code is 1, 2, and 5 Action coded 3 shall be resubmitted within time limits set in contracts.			
Signed <u>Don L. Kaser</u> Date <u>9/24/01</u>							Review does not relieve the Contractor from responsibility of compliance with all the requirements of the contract documents.			

Cc: Manatee County (3)

Project Inspector (1)

Clearwater File (1)

WESTRA CONSTRUCTION CORPORATION

UNDERGROUND UTILITIES • WATER SERVICE • DRAINAGE • SEWER TREATMENT PLANTS

SUBMITTAL COVER SHEET

TEL: (941) 723-1611 FAX: (941) 729-8365

1263 12th Avenue East, Palmetto, Florida 34221

Post Office Box 1149, Palmetto, Florida 34220-1149

DATE: 21-SEP-01

JOB NUMBER: #409

JOB NAME:

Southeast Regional WWTP Expansion

M&C Project No.: 1024.0008.OF - Bid No.: 99-2691-DC

1. No. and Title of Drawing Sub #120 - Flange Propeller Flow Meter

2. Date of Drawing or Revision

3. Name of Firm Submitting Drawg. McDade Water Works, Inc.

4. Specification I.D. Number C.O.

5. Contract Drawing Reference No.

6. Deviations

7. Comments

CERTIFICATION STATEMENT: BY THIS SUBMITTAL, I HEREBY REPRESENT THAT I HAVE DETERMINED AND VERIFIED ALL FIELD MEASUREMENTS, FIELD CONSTRUCTION CRITERIA, MATERIALS, DIMENSIONS, CATALOG NUMBERS AND SIMILAR DATA AND I HAVE CHECKED AND COORDINATED EACH ITEM WITH OTHER APPLICABLE SHOP DRAWINGS AND ALL CONTRACT REQUIREMENTS.

CONTRACTOR HAS REVIEWED AND SUBMITTED FOR REVIEW.

Signature: John Abner / RLL

ENGINEER'S COMMENTS:

MCKINLEY CHEED ENGINEERS

CLEARWATER, FL 34615

REVIEW ACTION

☒ INTO EXCEPTIONS TAKEN ACTION

☒ IN PLACE CORRECTIONS NOTED

☒ CLAIMED AND RESUBMITTIONS NOTED

☒ IT REJECTED - SEE REMARKS

REVIEWED BY: DK DATE: 9/24/01

REVIEW IS FOR GENERAL ARRANGEMENT

ONLY AND DOES NOT RELEASE THE CONTRACTOR

FROM THE RESPONSIBILITY FOR QUANTITIES, SIT-

DIMENSIONS, PERFORMANCE OR COMPLETION OF THE

REQUIREMENTS OF THE CONTRACT DOCUMENTS

REMARKS OF THE CONTRACT DOCUMENTS

MODEL MF100

CONFIGURATION SHEET FLANGED END FLOWMETER

DESCRIPTION

The Model MF100 is designed to provide high pressure rating and excellent meter accuracy in an inexpensive package. Model MF100 meters are manufactured to comply with the applicable provisions of the American Water Works Association Standard No. C704-92 and latest revision for propeller type flowmeters. The impeller and drive assembly are easily accessed through the open end of the meter tube. As with all McCrometer propeller flowmeters, standard features include a magnetically coupled drive, instantaneous flowrate indicator and straight-reading, six-digit totalizer.


Impellers are manufactured of high-impact plastic, capable of retaining their shape and accuracy over the life of the meter. Each impeller is individually calibrated at the factory to accommodate the use of any standard McCrometer register, and since no change gears are necessary, the MF100 can be field-serviced without the need for factory

recalibration. Factory lubricated, stainless steel bearings are used to support the impeller shaft. The sealed bearing design limits the entry of materials and fluids into the bearing chamber providing maximum bearing protection.

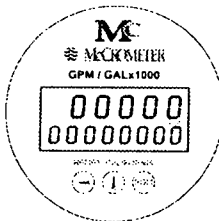
An instantaneous flowrate indicator is standard and available in gallons per minute, cubic feet per second, liters per second and other units. The register is driven by a flexible steel cable encased within a protective vinyl liner. The register housing protects both the register and cable drive system from moisture while allowing clear reading of the flowrate indicator and totalizer.

INSTALLATION

Standard installation is horizontal mount. If the meter is to be mounted in the vertical position, please advise the factory. A straight run of full pipe the length of five diameters ahead and one diameter behind the meter is the minimum normally recommended.



The McCrometer Propeller flowmeter comes with a standard instantaneous flowrate indicator and straight-reading totalizer. An optional electronic register is also available.
Typical face plates.



APPLICATIONS

- Center pivot systems
- Sprinkler irrigation systems
- Drip irrigation systems
- Golf course and park water management
- Commercial nurseries
- Water and wastewater management

FLANGED END FLOWMETER MODEL MF100

SPECIFICATIONS

PERFORMANCE

ACCURACY/REPEATABILITY: $\pm 2\%$ of reading guaranteed throughout full range. $\pm 1\%$ over reduced range. Repeatability 0.25% or better.

MAXIMUM TEMPERATURE: (Standard Construction) 160°F constant.

PRESSURE RATING: 150 psi

MATERIALS

BEARING ASSEMBLY: Impeller shaft is 316 stainless steel. Ball bearings are 440C stainless steel.

MAGNETS: (Permanent type) Cast or sintered alnico

BEARING HOUSING: Brass; Stainless Steel optional

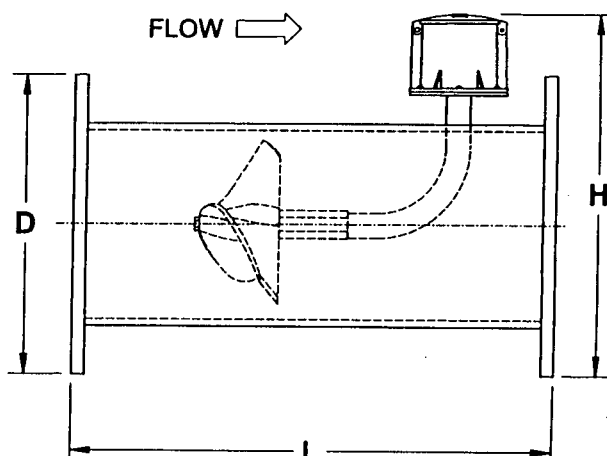
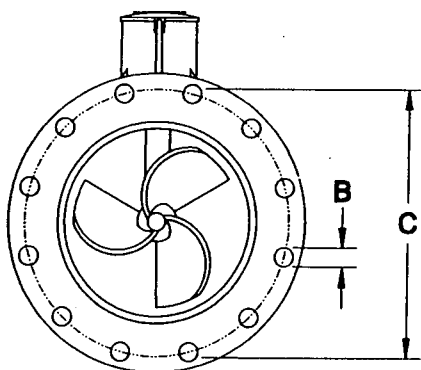
REGISTER: An instantaneous flowrate indicator and six-digit straight-reading totalizer are standard. The register is hermetically sealed within a die cast aluminum case. This protective housing includes a domed acrylic lens and hinged lens cover with locking hasp.

IMPELLER: Impellers are manufactured of high-impact plastic, retaining their shape and accuracy over the life of the meter. High temperature impeller is optional.

FLOW TUBE: Fusion-bonded epoxy-coated carbon steel.

OPTIONS

- Forward/reverse flow measurement
- Register extensions
- All stainless steel construction
- High temperature construction
- "Over Run" bearing assembly for higher than normal flowrates
- A complete line of flow recording/control instrumentation
- Flow straightening vanes
- Certified calibration test results



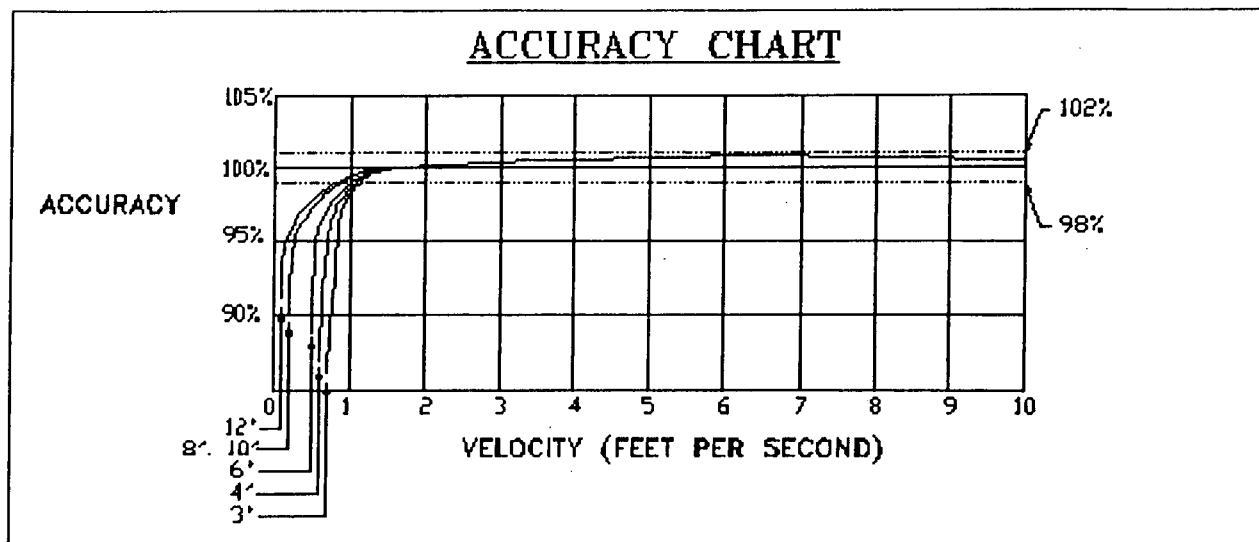
MF100	DIMENSIONS							
Meter and Nominal Pipe Size (inches)	2	2 1/2	3	4	6	8	10	12
Maximum Flow U.S. GPM	250	250	250	600	1200	1500	1800	2500
Minimum Flow U.S. GPM	35	35	35	50	90	100	125	150
Head Loss in Inches at Max. Flow	29.50	29.50	29.50	23.00	17.00	6.75	3.75	2.75
Shipping Weight, lbs.	40	40	40	50	60	102	157	176
B (inches)	3/4	3/4	3/4	3/4	7/8	7/8	1	1
C (inches)	4 3/4	5 1/2	6	7 1/2	9 1/2	11 3/4	14 1/4	17
D (inches)	6	7	7 1/2	9	11	13 1/2	16	19
H (inches)	12.16	12.66	12.91	13.66	16.03	17.28	22.53	24.03
L (inches)	13	13	13	20	20	20	20	20
No. of Bolts Per Flange	4	4	4	8	8	8	12	12

Larger flowmeters on special order.

McCrometer reserves the right to change design or specification without notice.

FOR MORE INFORMATION CONTACT:

ACCURACY

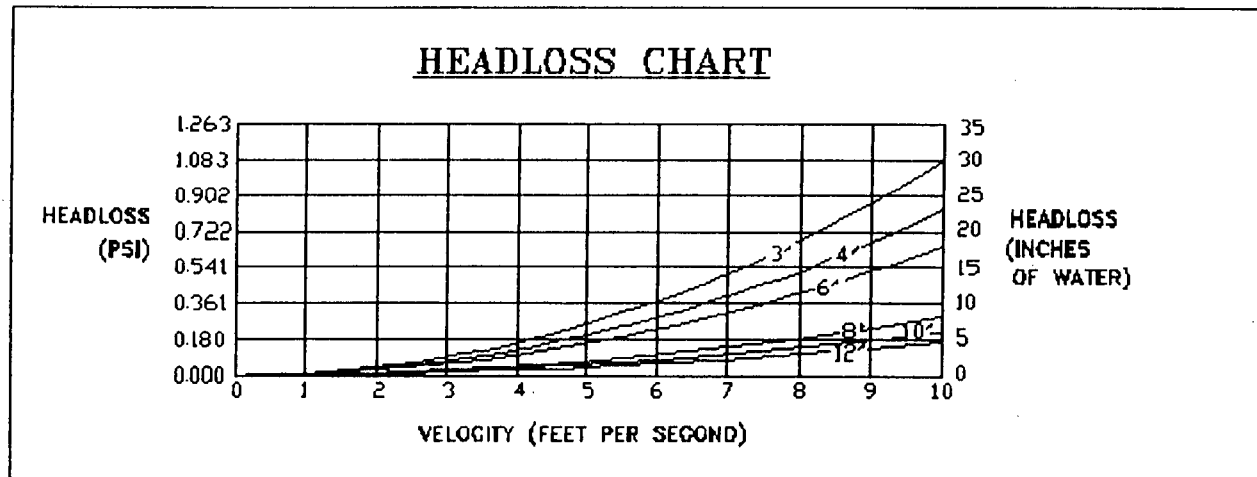


Standard flowrates for McCrometer propeller meters are shown below. Readings are guaranteed accurate within $\pm 2\%$ in these flowrates. Please note that over 80 percent of the meter's flow range, the accuracy is better than $\pm 1\%$.

Nominal Meter Size	2"	2.5"	3"	4"	6"	8"	10"	12"	14"	16"	18"	20"	24"
Minimum Flow(U.S.GPM)	40	40	40	50	90	100	125	150	250	275	400	475	700
Maximum Flow(U.S.GPM)	250	250	250	600	1200	1500	1800	2500	3000	4000	5000	6000	8500

HEADLOSS

Headloss refers to the fluid pressure lost due to the meter. Propeller meters have very low permanent headloss as seen in the chart below



Nominal Meter Size	3"	4"	6"	8"	10"	12"	14"	16"	18"	20"	24"
Max. Headloss (in. H ₂ O column)	30	23	17	7	4	3	2	2	2	1	1

NUMBER



TITLE

VANE WAFER TYPE

R1 06-04-91 CEH F:\DWG\T08\T0808-50.DWG

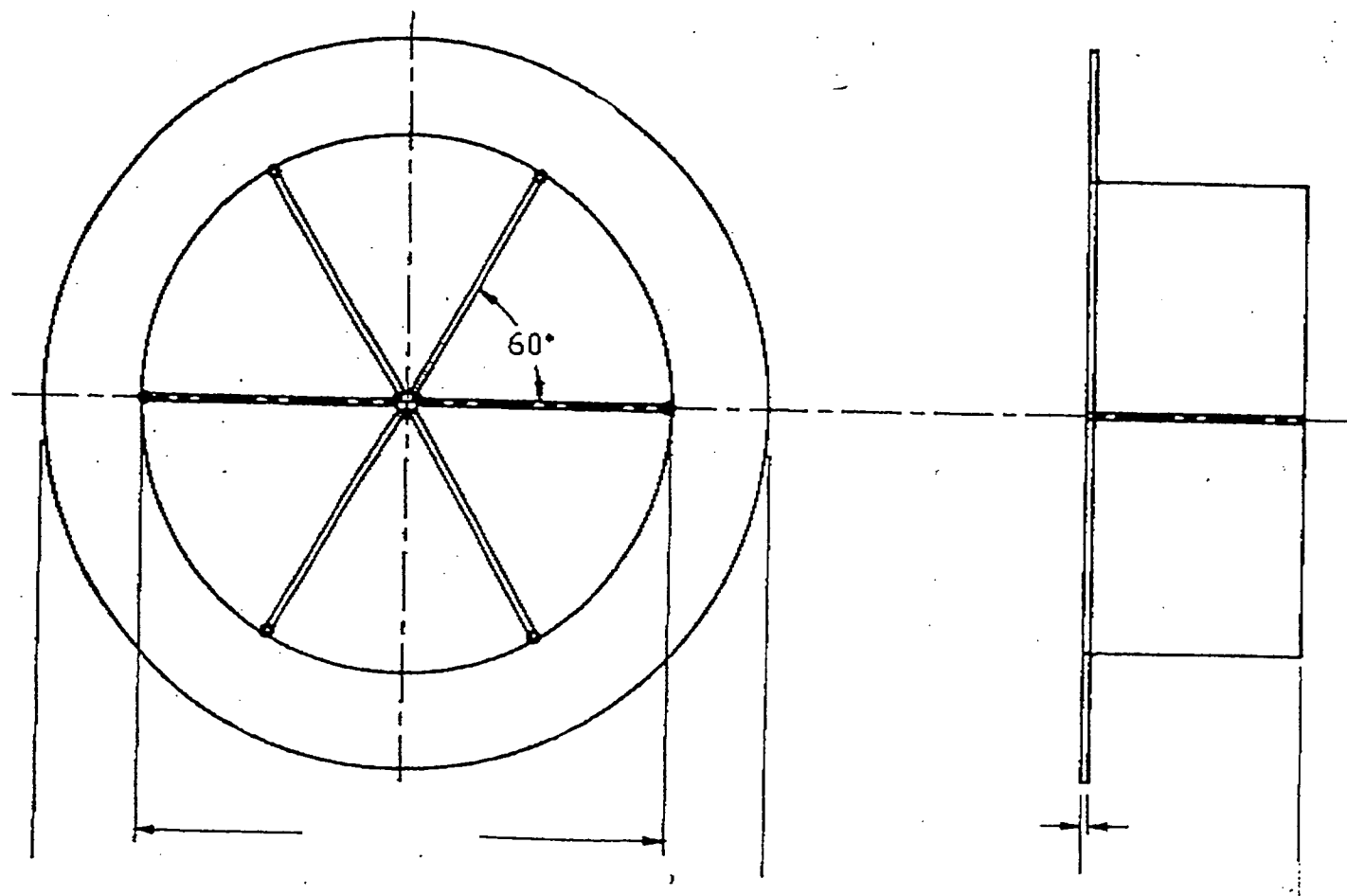
REV DATE & BY:

FILE NAME

R.P.N.

UNKNOWN

DRAWN CHECKED APPROVED DATE



UNLESS OTHERWISE
SPECIFIED

0.0000 ± 0.001

0.000 ± 0.005

0.00 ± 0.010

FRACTION $\pm 1/64$

DEGREE $\pm 30'$

BREAK SHARP CORNERS.

THIS DOCUMENT CONTAINS PROPRIETARY INFORMATION
AND MAY NOT BE DISCLOSED TO OTHERS FOR ANY PURPOSE, NOR USED FOR MANUFACTURING PURPOSES WITHOUT WRITTEN PERMISSION FROM McCROMETER.



AMERICAN CAST IRON PIPE COMPANY
QUALIFICATION REPORT OF SHIPMENT

7/14/99

CUSTOMER Westra Construction Corporation
P O Box 0149
Palmetto, FL 34220-0149

DATE 7/15/99
ORDER NO. D126947
ACIPCO OFL01553

CUSTOMER

DESTINATION SE Regional WWTP Exp
Manatee County, FL

SHIPMENT

PCS	MATERIALS	COATING-LINING-TEST
	4" thru 36" MJ Fittings	Protecto 401 ID/Asphalt OD
	4" thru 36" Flexring Fittings	
	4" thru 36" FLG Fittings	Protecto 401 ID/Tnemec 37-H-77 OD
	42" thru 48" Lokring Fittings	Protecto 401 ID/Asphalt OD
	4" thru 36" Fastite Pipe	
	4" thru 36" Flange Pipe	Protecto 401 ID/Tnemec 37-H-77 OD
	4" thru 36" Flexring Pipe	Protecto 401 ID/Asphalt OD
	42" thru 48" Lokring Pipe	Protecto 401 ID/Asphalt OD
	4" thru 24" MJ CJE Pipe	Protecto 401 ID/Asphalt OD
	4" thru 30" Fastgrip SBR Gaskets	Cementlined ID
	4" thru 48" Polywrap, 8 Mil, Black	

THIS IS TO CERTIFY THAT THESE MATERIALS COMPLY, WHERE APPLICABLE, WITH THE FOLLOWING SPECIFICATIONS:

PER LATEST REVISION,
DUCTILE IRON PIPE - ANSI/AWWA C151/A21.51
FLANGE PIPE - ANSI/AWWA C115/A21.15
FITTINGS - ANSI/AWWA C110/A21.10 OR C153/A21.53
MJ, FASTITE, & FLANGE - ANSI/AWWA C111/A21.11
CEMENT LINING - ANSI/AWWA C104/A21.4
ASPHALTIC COATING - PER APPLICABLE ANSI/AWWA PIPE & FITTINGS SPECIFICATIONS
POLYETHYLENE ENCASEMENT - ANSI/AWWA C105/A21.5
GROOVED & SHOULDERED TYPE JOINTS - AWWA C806
DIGESTER GAS DUCTILE IRON PIPE & FITTINGS - ANSI A21.52 & A21.14

ANY MATERIAL NOT COVERED BY ABOVE SPECIFICATIONS WILL BE PER MANUFACTURER'S STANDARDS.

STATE OF ALABAMA, COUNTY OF JEFFERSON

Notary Public

ISSUE NUMBER: 01

QD-AA3FO73

ISSUE DATE: 04/26/94

Conrad Yelvington Distributors, Inc.

PALMETTO

Sold WESTRA CONSTRUCTION CORP
To PO BOX 1149

PALMETTO

DOT TM-548 87-089
PALMETTO

FL

Deliver
To

TICKET NUMBER 0000445645

S.E. REGIONAL WWTP EXPAN. PRJ

LENA RD

BRADENTON

FL

CUSTOMER COPY

Date

11/19/2001

Cust. Acct. No.

WEST140

Product Code

GRANGA06120

Product Description

5 GRANITE

Pay Type Requested

FDOT

(7)

Start Time

N

Cust. P.O. No. or Job
409-055

Truck ID

w707 - WESTCOAST

Arr. Time

Finish Time

Salesperson

GREGGRATTR

Sales Order No.

00025624

Time Out

2:05:33PM

Gross Wt. lbs.

68,740.00

Tare Wt. lbs.

25,500.00

Net Wt. lbs.

43,240.00

Tons

21.62

Received by X

TO: Linda
From John A
11 pages

PALMETTO
Sold WESTRA CONSTRUCTION C
To PO BOX 1149

DOT TM-548 87-089
PALMETTO

FL
TICKET NUMBER 0000446170

Deliver To S.E. REGIONAL ,TP EXPAN. PRJ

PALMETTO

FL 34220

LENA RD

CUSTOMER COPY

BRADENTON

FL

Date 11/20/2001
Cust. Acct. No. WEST140
Product Code GRANGA06120
Product Description 5 GRANITE
Pay Type Requested FDOT

Cust. P.O. No. or Job 409-055
Truck ID WC10 - WESTCOAST

Salesperson GREGGRATTR
Sales Order No. 00025624
Time Out 9:38:08AM
Gross Wt. lbs. 79,780.00
Tare Wt. lbs. 29,300.00
Net Wt. lbs. 50,480.00
Tons 25.24

(7) Start Time
N

Arr. Time
Finish Time

Received by X

Conrad Yelvington Distributors, Inc.
PALMETTO
Sold WESTRA CONSTRUCTION CORP
To PO BOX 1149

DOT TM-548 87-089
PALMETTO

FL

TICKET NUMBER 0000446255

Deliver To S.E. REGIONAL WWTP EXPAN. PRJ

PALMETTO

FL 34220

LENA RD

CUSTOMER COPY

BRADENTON

FL

Date 11/20/2001
Cust. Acct. No. WEST140
Product Code GRANGA06120
Product Description 5 GRANITE
Pay Type Requested FDOT

Cust. P.O. No. or Job 409-055
Truck ID W673 - WESTCOAST

Salesperson GREGGRATTR
Sales Order No. 00025624
Time Out 10:26:15AM
Gross Wt. lbs. 79,840.00
Tare Wt. lbs. 29,560.00
Net Wt. lbs. 50,280.00
Tons 25.14

(7) Start Time
N

Arr. Time
Finish Time

Received by X

Conrad Yelvington Distributors, Inc.
PALMETTO
Sold WESTRA CONSTRUCTION CORP
To PO BOX 1149

DOT TM-548 87-089
PALMETTO

FL

TICKET NUMBER 0000446252

Deliver To S.E. REGIONAL WWTP EXPAN. PRJ

PALMETTO

FL 34220

LENA RD

CUSTOMER COPY

BRADENTON

FL

Date 11/20/2001
Cust. Acct. No. WEST140
Product Code GRANGA06120
Product Description 5 GRANITE
Pay Type Requested FDOT

Cust. P.O. No. or Job 409-055
Truck ID W672 - WESTCOAST

Salesperson GREGGRATTR
Sales Order No. 00025624
Time Out 10:23:44AM
Gross Wt. lbs. 79,720.00
Tare Wt. lbs. 28,440.00
Net Wt. lbs. 51,280.00
Tons 25.64

(7) Start Time
N

Arr. Time
Finish Time

Received by X

Conrad Yelvington Distributors, Inc.
PALMETTO
Sold WESTRA CONSTRUCTION CORP
To PO BOX 1149

DOT TM-548 87-089
PALMETTO

FL

TICKET NUMBER 0000446282

Deliver To S.E. REGIONAL WWTP EXPAN. PRJ

PALMETTO

FL 34220

LENA RD

CUSTOMER COPY

BRADENTON

FL

Date 11/20/2001
Cust. Acct. No. WEST140
Product Code GRANGA06120
Product Description 5 GRANITE
Pay Type Requested FDOT

Cust. P.O. No. or Job 409-055
Truck ID WC10 - WESTCOAST

Salesperson GREGGRATTR
Sales Order No. 00025624
Time Out 10:37:10AM
Gross Wt. lbs. 72,600.00
Tare Wt. lbs. 29,300.00
Net Wt. lbs. 43,300.00
Tons 21.65

(7) Start Time
N

Arr. Time
Finish Time

Received by X

Conrad Yelvington Distributors, Inc.
PALMETTO
Sold WESTRA CONSTRUCTION CC
To PO BOX 1149

DOT TM-548 87-089
PALMETTO

FL

TICKET NUMBER 0000446287

Deliver S.E. REGIONAL
To P EXPAN. PRJ

LENA RD

PALMETTO

FL 34220

CUSTOMER COPY

BRADENTON

FL

<u>Date</u>	<u>Cust. Acct. No.</u>	<u>Cust. P.O. No. or Job</u>	<u>Truck ID</u>	<u>Salesperson</u>	<u>Gross Wt. lbs.</u>	Manual
11/20/2001	WEST140	409-055	W676 - WESTCOAST	GREGGRATTR	76,000.00	
<u>Product Code</u>	<u>Product Description</u>			<u>Sales Order No.</u>	<u>Tare Wt. lbs.</u>	
GRANGA06120	5 GRANITE			00025624	28,980.00	
<u>Pay Type</u>	<u>Requested</u>	<u>FDOT</u>	<u>Arr. Time</u>	<u>Time Out</u>	<u>Net Wt. lbs.</u>	
(7)	<u>Start Time</u>		<u>Finish Time</u>	10:39:05AM	47,020.00	
N					<u>Tons</u>	
					23.51	

Received by X

Conrad Yelvington Distributors, Inc.
PALMETTO
Sold WESTRA CONSTRUCTION CORP
To PO BOX 1149

DOT TM-548 87-089
PALMETTO

FL

TICKET NUMBER 0000446414

Deliver S.E. REGIONAL WWTP EXPAN. PRJ
To

LENA RD

PALMETTO

FL 34220

CUSTOMER COPY

BRADENTON

FL

<u>Date</u>	<u>Cust. Acct. No.</u>	<u>Cust. P.O. No. or Job</u>	<u>Truck ID</u>	<u>Salesperson</u>	<u>Gross Wt. lbs.</u>	
11/20/2001	WEST140	409-055	W676 - WESTCOAST	GREGGRATTR	75,360.00	
<u>Product Code</u>	<u>Product Description</u>			<u>Sales Order No.</u>	<u>Tare Wt. lbs.</u>	
GRANGA06120	5 GRANITE			00025624	28,980.00	
<u>Pay Type</u>	<u>Requested</u>	<u>FDOT</u>	<u>Arr. Time</u>	<u>Time Out</u>	<u>Net Wt. lbs.</u>	
(7)	<u>Start Time</u>		<u>Finish Time</u>	11:36:38AM	46,380.00	
N					<u>Tons</u>	
					23.19	

Received by X

Conrad Yelvington Distributors, Inc.
PALMETTO
Sold WESTRA CONSTRUCTION CORP
To PO BOX 1149

DOT TM-548 87-089
PALMETTO

FL

TICKET NUMBER 0000446153

Deliver S.E. REGIONAL WWTP EXPAN. PRJ
To

LENA RD

PALMETTO

FL 34220

CUSTOMER COPY

BRADENTON

FL

<u>Date</u>	<u>Cust. Acct. No.</u>	<u>Cust. P.O. No. or Job</u>	<u>Truck ID</u>	<u>Salesperson</u>	<u>Gross Wt. lbs.</u>	
11/20/2001	WEST140	409-055	WC75 - WESTCOAST	GREGGRATTR	79,800.00	
<u>Product Code</u>	<u>Product Description</u>			<u>Sales Order No.</u>	<u>Tare Wt. lbs.</u>	
GRANGA06120	5 GRANITE			00025624	28,120.00	
<u>Pay Type</u>	<u>Requested</u>	<u>FDOT</u>	<u>Arr. Time</u>	<u>Time Out</u>	<u>Net Wt. lbs.</u>	
(7)	<u>Start Time</u>		<u>Finish Time</u>	9:28:09AM	51,680.00	
N					<u>Tons</u>	
					25.84	

Received by X

Conrad Yelvington Distributors, Inc.
PALMETTO
Sold WESTRA CONSTRUCTION CORP
To PO BOX 1149

DOT TM-548 87-089
PALMETTO

FL

TICKET NUMBER 0000446141

Deliver S.E. REGIONAL WWTP EXPAN. PRJ
To

LENA RD

PALMETTO

FL 34220

CUSTOMER COPY

BRADENTON

FL

<u>Date</u>	<u>Cust. Acct. No.</u>	<u>Cust. P.O. No. or Job</u>	<u>Truck ID</u>	<u>Salesperson</u>	<u>Gross Wt. lbs.</u>	
11/20/2001	WEST140	409-055	W672 - WESTCOAST	GREGGRATTR	79,920.00	
<u>Product Code</u>	<u>Product Description</u>			<u>Sales Order No.</u>	<u>Tare Wt. lbs.</u>	
GRANGA06120	5 GRANITE			00025624	28,440.00	
<u>Pay Type</u>	<u>Requested</u>	<u>FDOT</u>	<u>Arr. Time</u>	<u>Time Out</u>	<u>Net Wt. lbs.</u>	
(7)	<u>Start Time</u>		<u>Finish Time</u>	9:23:27AM	51,480.00	
N					<u>Tons</u>	
					25.74	

Received by X

Conrad Yelvington Distributors, Inc.
PALMETTO
Sold WESTRA CONSTRUCTION
To PO BOX 1149

DOT TM-548 87-089
PALMETTO

FL

Deliver
To

TICKET NUMBER 0000446145
S.E. REGIIO. WTP EXPAN. PRJ

LENA RD

PALMETTO

FL 34220

CUSTOMER COPY

BRADENTON

FL

Date	Cust. Acct. No.	Cust. P.O. No. or Job	Truck ID	Salesperson	Gross Wt. lbs.
11/20/2001	WEST140	409-055	W673 - WESTCOAST	GREGGRATTR	79,800.00
Product Code	Product Description			Sales Order No.	Tare Wt. lbs.
GRANGA06120	5 GRANITE			00025624	29,560.00
Pay Type	Requested	FDOT	Arr. Time	Time Out	Net Wt. lbs.
(7)	Start Time		Finish Time	9:25:53AM	50,240.00
N					Tons 25.12

Received by X

Conrad Yelvington Distributors, Inc.
PALMETTO
Sold WESTRA CONSTRUCTION CORP
To PO BOX 1149

DOT TM-548 87-089
PALMETTO

FL

Deliver
To

TICKET NUMBER 0000446057
S.E. REGIONAL WWTP EXPAN. PRJ

LENA RD

PALMETTO

FL 34220

CUSTOMER COPY

BRADENTON

FL

Date	Cust. Acct. No.	Cust. P.O. No. or Job	Truck ID	Salesperson	Gross Wt. lbs.
11/20/2001	WEST140	409-055	WC10 - WESTCOAST	GREGGRATTR	78,940.00
Product Code	Product Description			Sales Order No.	Tare Wt. lbs.
GRANGA06120	5 GRANITE			00025624	29,300.00
Pay Type	Requested	FDOT	Arr. Time	Time Out	Net Wt. lbs.
(7)	Start Time		Finish Time	8:35:35AM	49,640.00
N					Tons 24.82

Received by X

Conrad Yelvington Distributors, Inc.
PALMETTO
Sold WESTRA CONSTRUCTION CORP
To PO BOX 1149

DOT TM-548 87-089
PALMETTO

FL

Deliver
To

TICKET NUMBER 0000446005
S.E. REGIONAL WWTP EXPAN. PRJ

LENA RD

PALMETTO

FL 34220

CUSTOMER COPY

BRADENTON

FL

Date	Cust. Acct. No.	Cust. P.O. No. or Job	Truck ID	Salesperson	Gross Wt. lbs.
11/20/2001	WEST140	409-055	WC07 - WESTCOAST	GREGGRATTR	79,900.00
Product Code	Product Description			Sales Order No.	Tare Wt. lbs.
GRANGA06120	5 GRANITE			00025624	29,620.00
Pay Type	Requested	FDOT	Arr. Time	Time Out	Net Wt. lbs.
(7)	Start Time		Finish Time	8:11:30AM	50,280.00
N					Tons 25.14

Received by X

Conrad Yelvington Distributors, Inc.
PALMETTO
Sold WESTRA CONSTRUCTION CORP
To PO BOX 1149

DOT TM-548 87-089
PALMETTO

FL

Deliver
To

TICKET NUMBER 0000446025
S.E. REGIONAL WWTP EXPAN. PRJ

LENA RD

PALMETTO

FL 34220

CUSTOMER COPY

BRADENTON

FL

Date	Cust. Acct. No.	Cust. P.O. No. or Job	Truck ID	Salesperson	Gross Wt. lbs.
11/20/2001	WEST140	409-055	WC75 - WESTCOAST	GREGGRATTR	79,940.00
Product Code	Product Description			Sales Order No.	Tare Wt. lbs.
GRANGA06120	5 GRANITE			00025624	28,120.00
Pay Type	Requested	FDOT	Arr. Time	Time Out	Net Wt. lbs.
(7)	Start Time		Finish Time	8:20:54AM	51,820.00
N					Tons 25.91

Received by X

Conrad Yelvington Distributors, Inc. DOT TM-548 87-089 TICKET NUMBER 0000445927

PALMETTO PALMETTO FL Deliver To S.E. REGI. L WWTP EXPAN. PRJ

Sold WESTRA CONSTRUCTIC 3P To PO BOX 1149

To PO BOX 1149 LENA RD

PALMETTO FL 34220

CUSTOMER COPY BRADENTON FL

Date Cust. Acct. No. Cust. P.O. No. or Job Truck ID Salesperson Gross Wt. lbs.

11/20/2001 WEST140 409-055 WC10 - WESTCOAST GREGGRATTR 79,920.00

Product Code Product Description Sales Order No. Tare Wt. lbs.

GRANGA06120 5 GRANITE 00025624 29,300.00

Pay Type Requested FDOT Arr. Time Time Out Net Wt. lbs.

(7) Start Time Finish Time 7:34:20AM 50,620.00

N Tons 25.31

Received by X *al*

Conrad Yelvington Distributors, Inc. DOT TM-548 87-089 TICKET NUMBER 0000444963

PALMETTO PALMETTO FL Deliver To S.E. REGIONAL WWTP EXPAN. PRJ

Sold WESTRA CONSTRUCTION CORP To PO BOX 1149

To PO BOX 1149 LENA RD

PALMETTO FL 34220

CUSTOMER COPY BRADENTON FL

Date Cust. Acct. No. Cust. P.O. No. or Job Truck ID Salesperson Gross Wt. lbs.

11/19/2001 WEST140 409-055 w873 - WESTCOAST GREGGRATTR 77,500.00

Product Code Product Description Sales Order No. Tare Wt. lbs.

GRANGA06120 5 GRANITE 00025624 29,680.00

Pay Type Requested FDOT Arr. Time Time Out Net Wt. lbs.

(7) Start Time Finish Time 8:53:29AM 47,820.00

N Tons 23.91

Received by X *al*

Conrad Yelvington Distributors, Inc. DOT TM-548 87-089 TICKET NUMBER 0000444777

PALMETTO PALMETTO FL Deliver To S.E. REGIONAL WWTP EXPAN. PRJ

Sold WESTRA CONSTRUCTION CORP To PO BOX 1149

To PO BOX 1149 LENA RD

PALMETTO FL 34220

CUSTOMER COPY BRADENTON FL

Date Cust. Acct. No. Cust. P.O. No. or Job Truck ID Salesperson Gross Wt. lbs.

11/19/2001 WEST140 409-055 w873 - WESTCOAST GREGGRATTR 77,080.00

Product Code Product Description Sales Order No. Tare Wt. lbs.

GRANGA06120 5 GRANITE 00025624 29,680.00

Pay Type Requested FDOT Arr. Time Time Out Net Wt. lbs.

(7) Start Time Finish Time 7:22:42AM 47,400.00

N Tons 23.70

Received by X *al*

Conrad Yelvington Distributors, Inc. DOT TM-548 87-089 TICKET NUMBER 0000445021

PALMETTO PALMETTO FL Deliver To S.E. REGIONAL WWTP EXPAN. PRJ

Sold WESTRA CONSTRUCTION CORP To PO BOX 1149

To PO BOX 1149 LENA RD

PALMETTO FL 34220

CUSTOMER COPY BRADENTON FL

Date Cust. Acct. No. Cust. P.O. No. or Job Truck ID Salesperson Gross Wt. lbs.

11/19/2001 WEST140 409-055 w707 - WESTCOAST GREGGRATTR 71,880.00

Product Code Product Description Sales Order No. Tare Wt. lbs.

GRANGA06120 5 GRANITE 00025624 25,500.00

Pay Type Requested FDOT Arr. Time Time Out Net Wt. lbs.

(7) Start Time Finish Time 9:22:49AM 46,380.00

N Tons 23.19

Received by X *al*

Conrad Yelvington Distributors, Inc. DOT TM-548 87-089
PALMETTO **PALMETTO** **FL** **TICKET NUMBER 0000445147**
 Sold WESTRA CONSTRUCTIC
 To PO BOX 1149
 Deliver To S.E. REGIONAL /P EXPAN. PRJ
 LENA RD
PALMETTO **FL 34220**
CUSTOMER COPY **BRADENTON** **FL**

<u>Date</u>	<u>Cust. Acct. No.</u>	<u>Cust. P.O. No. or Job</u>	<u>Truck ID</u>	<u>Salesperson</u>	<u>Gross Wt. lbs.</u>
11/19/2001	WEST140	409-055	wc75 - WESTCOAST	GREGGRATTR	79,600.00
<u>Product Code</u>	<u>Product Description</u>			<u>Sales Order No.</u>	<u>Tare Wt. lbs.</u>
GRANGA06120	5 GRANITE			00025624	28,120.00
<u>Pay Type</u>	<u>Requested</u>	<u>FDOT</u>	<u>Arr. Time</u>	<u>Time Out</u>	<u>Net Wt. lbs.</u>
				10:16:12AM	51,480.00
(7)	<u>Start Time</u>		<u>Finish Time</u>		<u>Tons</u>
N					25.74

Received by X *al Vung*

Conrad Yelvington Distributors, Inc. DOT TM-548 87-089
PALMETTO **PALMETTO** **FL** **TICKET NUMBER 0000445153**
 Sold WESTRA CONSTRUCTION CORP
 To PO BOX 1149
 Deliver To S.E. REGIONAL WWTP EXPAN. PRJ
 LENA RD
PALMETTO **FL 34220**
CUSTOMER COPY **BRADENTON** **FL**

<u>Date</u>	<u>Cust. Acct. No.</u>	<u>Cust. P.O. No. or Job</u>	<u>Truck ID</u>	<u>Salesperson</u>	<u>Gross Wt. lbs.</u>
11/19/2001	WEST140	409-055	w707 - WESTCOAST	GREGGRATTR	71,520.00
<u>Product Code</u>	<u>Product Description</u>			<u>Sales Order No.</u>	<u>Tare Wt. lbs.</u>
GRANGA06120	5 GRANITE			00025624	25,500.00
<u>Pay Type</u>	<u>Requested</u>	<u>FDOT</u>	<u>Arr. Time</u>	<u>Time Out</u>	<u>Net Wt. lbs.</u>
				10:18:15AM	46,020.00
(7)	<u>Start Time</u>		<u>Finish Time</u>		<u>Tons</u>
N					23.01

Received by X *al Vung*

Conrad Yelvington Distributors, Inc. DOT TM-548 87-089
PALMETTO **PALMETTO** **FL** **TICKET NUMBER 0000445013**
 Sold WESTRA CONSTRUCTION CORP
 To PO BOX 1149
 Deliver To S.E. REGIONAL WWTP EXPAN. PRJ
 LENA RD
PALMETTO **FL 34220**
CUSTOMER COPY **BRADENTON** **FL**

<u>Date</u>	<u>Cust. Acct. No.</u>	<u>Cust. P.O. No. or Job</u>	<u>Truck ID</u>	<u>Salesperson</u>	<u>Gross Wt. lbs.</u>
11/19/2001	WEST140	409-055	wc75 - WESTCOAST	GREGGRATTR	80,000.00
<u>Product Code</u>	<u>Product Description</u>			<u>Sales Order No.</u>	<u>Tare Wt. lbs.</u>
GRANGA06120	5 GRANITE			00025624	28,120.00
<u>Pay Type</u>	<u>Requested</u>	<u>FDOT</u>	<u>Arr. Time</u>	<u>Time Out</u>	<u>Net Wt. lbs.</u>
				9:19:20AM	51,880.00
(7)	<u>Start Time</u>		<u>Finish Time</u>		<u>Tons</u>
N					25.94

Received by X *al Vung*

Conrad Yelvington Distributors, Inc. DOT TM-548 87-089
PALMETTO **PALMETTO** **FL** **TICKET NUMBER 0000444915**
 Sold WESTRA CONSTRUCTION CORP
 To PO BOX 1149
 Deliver To S.E. REGIONAL WWTP EXPAN. PRJ
 LENA RD
PALMETTO **FL 34220**
CUSTOMER COPY **BRADENTON** **FL**

<u>Date</u>	<u>Cust. Acct. No.</u>	<u>Cust. P.O. No. or Job</u>	<u>Truck ID</u>	<u>Salesperson</u>	<u>Gross Wt. lbs.</u>
11/19/2001	WEST140	409-055	w707 - WESTCOAST	GREGGRATTR	71,000.00
<u>Product Code</u>	<u>Product Description</u>			<u>Sales Order No.</u>	<u>Tare Wt. lbs.</u>
GRANGA06120	5 GRANITE			00025624	25,500.00
<u>Pay Type</u>	<u>Requested</u>	<u>FDOT</u>	<u>Arr. Time</u>	<u>Time Out</u>	<u>Net Wt. lbs.</u>
				8:32:56AM	45,500.00
(7)	<u>Start Time</u>		<u>Finish Time</u>		<u>Tons</u>
N					22.75

Received by X *al Vung*

Conrad Yelvington Distributors, Inc.

DOT TM-548 87-089

TICKET NUMBER 0000445099

PALMETTO

PALMETTO

FL

Sold WESTRA CONSTRUCTION COI
To PO BOX 1149

Deliver
To

S.E. REGIONAL WTP EXPAN. PRJ

LENA RD

PALMETTO

FL 34220

CUSTOMER COPY

BRADENTON

FL

<u>Date</u>	<u>Cust. Acct. No.</u>	<u>Cust. P.O. No. or Job</u>	<u>Truck ID</u>	<u>Salesperson</u>	<u>Gross Wt. lbs.</u>
11/19/2001	WEST140	409-055	w602 - WESTCOAST	GREGGRATTR	73,120.00
<u>Product Code</u>	<u>Product Description</u>			<u>Sales Order No.</u>	<u>Tare Wt. lbs.</u>
GRANGA06120	5 GRANITE			00025624	25,220.00
<u>Pay Type</u>	<u>Requested</u>	<u>FDOT</u>	<u>Arr. Time</u>	<u>Time Out</u>	<u>Net Wt. lbs.</u>
				9:51:45AM	47,900.00
(7)	<u>Start Time</u>		<u>Finish Time</u>		<u>Tons</u>
N					23.95

Received by X

af Wump

Conrad Yelvington Distributors, Inc.

DOT TM-548 87-089

TICKET NUMBER 0000445181

PALMETTO

PALMETTO

FL

Sold WESTRA CONSTRUCTION CORP
To PO BOX 1149

Deliver
To

S.E. REGIONAL WWTP EXPAN. PRJ

LENA RD

PALMETTO

FL 34220

CUSTOMER COPY

BRADENTON

FL

<u>Date</u>	<u>Cust. Acct. No.</u>	<u>Cust. P.O. No. or Job</u>	<u>Truck ID</u>	<u>Salesperson</u>	<u>Gross Wt. lbs.</u>	Manual
11/19/2001	WEST140	409-055	w873 - WESTCOAST	GREGGRATTR	77,400.00	
<u>Product Code</u>	<u>Product Description</u>			<u>Sales Order No.</u>	<u>Tare Wt. lbs.</u>	
GRANGA06120	5 GRANITE			00025624	29,680.00	
<u>Pay Type</u>	<u>Requested</u>	<u>FDOT</u>	<u>Arr. Time</u>	<u>Time Out</u>	<u>Net Wt. lbs.</u>	
				10:35:36AM	47,720.00	
(7)	<u>Start Time</u>		<u>Finish Time</u>		<u>Tons</u>	
N					23.86	

Received by X

af Wump

Conrad Yelvington Distributors, Inc.

DOT TM-548 87-089

TICKET NUMBER 0000445273

PALMETTO

PALMETTO

FL

Sold WESTRA CONSTRUCTION CORP
To PO BOX 1149

Deliver
To

S.E. REGIONAL WWTP EXPAN. PRJ

LENA RD

PALMETTO

FL 34220

CUSTOMER COPY

BRADENTON

FL

<u>Date</u>	<u>Cust. Acct. No.</u>	<u>Cust. P.O. No. or Job</u>	<u>Truck ID</u>	<u>Salesperson</u>	<u>Gross Wt. lbs.</u>
11/19/2001	WEST140	409-055	wc75 - WESTCOAST	GREGGRATTR	79,980.00
<u>Product Code</u>	<u>Product Description</u>			<u>Sales Order No.</u>	<u>Tare Wt. lbs.</u>
GRANGA06120	5 GRANITE			00025624	28,120.00
<u>Pay Type</u>	<u>Requested</u>	<u>FDOT</u>	<u>Arr. Time</u>	<u>Time Out</u>	<u>Net Wt. lbs.</u>
				11:16:03AM	51,860.00
(7)	<u>Start Time</u>		<u>Finish Time</u>		<u>Tons</u>
N					25.93

Received by X

Lucia Gomez

Conrad Yelvington Distributors, Inc.

DOT TM-548 87-089

TICKET NUMBER 0000445278

PALMETTO

PALMETTO

FL

Sold WESTRA CONSTRUCTION CORP
To PO BOX 1149

Deliver
To

S.E. REGIONAL WWTP EXPAN. PRJ

LENA RD

PALMETTO

FL 34220

CUSTOMER COPY

BRADENTON

FL

<u>Date</u>	<u>Cust. Acct. No.</u>	<u>Cust. P.O. No. or Job</u>	<u>Truck ID</u>	<u>Salesperson</u>	<u>Gross Wt. lbs.</u>
11/19/2001	WEST140	409-055	w707 - WESTCOAST	GREGGRATTR	69,700.00
<u>Product Code</u>	<u>Product Description</u>			<u>Sales Order No.</u>	<u>Tare Wt. lbs.</u>
GRANGA06120	5 GRANITE			00025624	25,500.00
<u>Pay Type</u>	<u>Requested</u>	<u>FDOT</u>	<u>Arr. Time</u>	<u>Time Out</u>	<u>Net Wt. lbs.</u>
				11:18:06AM	44,200.00
(7)	<u>Start Time</u>		<u>Finish Time</u>		<u>Tons</u>
N					22.10

Received by X

Lucia Gomez

Conrad Yelvington Distributors, Inc.

DOT TM-548 87-089

TICKET NUMBER 0000445770

PALMETTO

PALMETTO

FL

Sold WESTRA CONSTRUCTION CORP
To PO BOX 1149Deliver S.E. REGIONAL P EXPAN. PRJ
To

LENA RD

PALMETTO

FL 34220

CUSTOMER COPY

BRADENTON

FL

<u>Date</u>	<u>Cust. Acct. No.</u>	<u>Cust. P.O. No. or Job</u>	<u>Truck ID</u>	<u>Salesperson</u>	<u>Gross Wt. lbs.</u>
11/19/2001	WEST140	409-055	wc75 - WESTCOAST	GREGGRATTR	80,000.00
<u>Product Code</u>	<u>Product Description</u>			<u>Sales Order No.</u>	<u>Tare Wt. lbs.</u>
GRANGA06120	5 GRANITE			00025624	28,120.00
<u>Pay Type</u>	<u>Requested</u>	<u>FDOT</u>	<u>Arr. Time</u>	<u>Time Out</u>	<u>Net Wt. lbs.</u>
(7)	<u>Start Time</u>			3:10:30PM	51,880.00
N			<u>Finish Time</u>		<u>Tons</u>
					25.94

Received by X

Conrad Yelvington Distributors, Inc.

DOT TM-548 87-089

TICKET NUMBER 0000445752

PALMETTO

PALMETTO

FL

Sold WESTRA CONSTRUCTION CORP
To PO BOX 1149Deliver S.E. REGIONAL WWTP EXPAN. PRJ
To

LENA RD

PALMETTO

FL 34220

CUSTOMER COPY

BRADENTON

FL

<u>Date</u>	<u>Cust. Acct. No.</u>	<u>Cust. P.O. No. or Job</u>	<u>Truck ID</u>	<u>Salesperson</u>	<u>Gross Wt. lbs.</u>
11/19/2001	WEST140	409-055	w707 - WESTCOAST	GREGGRATTR	69,160.00
<u>Product Code</u>	<u>Product Description</u>			<u>Sales Order No.</u>	<u>Tare Wt. lbs.</u>
GRANGA06120	5 GRANITE			00025624	25,500.00
<u>Pay Type</u>	<u>Requested</u>	<u>FDOT</u>	<u>Arr. Time</u>	<u>Time Out</u>	<u>Net Wt. lbs.</u>
(7)	<u>Start Time</u>			3:02:42PM	43,660.00
N			<u>Finish Time</u>		<u>Tons</u>
					21.83

Received by X

Conrad Yelvington Distributors, Inc.

DOT TM-548 87-089

TICKET NUMBER 0000445654

PALMETTO

PALMETTO

FL

Sold WESTRA CONSTRUCTION CORP
To PO BOX 1149Deliver S.E. REGIONAL WWTP EXPAN. PRJ
To

LENA RD

PALMETTO

FL 34220

CUSTOMER COPY

BRADENTON

FL

<u>Date</u>	<u>Cust. Acct. No.</u>	<u>Cust. P.O. No. or Job</u>	<u>Truck ID</u>	<u>Salesperson</u>	<u>Gross Wt. lbs.</u>
11/19/2001	WEST140	409-055	wc75 - WESTCOAST	GREGGRATTR	79,780.00
<u>Product Code</u>	<u>Product Description</u>			<u>Sales Order No.</u>	<u>Tare Wt. lbs.</u>
GRANGA06120	5 GRANITE			00025624	28,120.00
<u>Pay Type</u>	<u>Requested</u>	<u>FDOT</u>	<u>Arr. Time</u>	<u>Time Out</u>	<u>Net Wt. lbs.</u>
(7)	<u>Start Time</u>			2:09:03PM	51,660.00
N			<u>Finish Time</u>		<u>Tons</u>
					25.83

Received by X

Conrad Yelvington Distributors, Inc.

DOT TM-548 87-089

TICKET NUMBER 0000445645

PALMETTO

PALMETTO

FL

Sold WESTRA CONSTRUCTION CORP
To PO BOX 1149Deliver S.E. REGIONAL WWTP EXPAN. PRJ
To

LENA RD

PALMETTO

FL 34220

CUSTOMER COPY

BRADENTON

FL

<u>Date</u>	<u>Cust. Acct. No.</u>	<u>Cust. P.O. No. or Job</u>	<u>Truck ID</u>	<u>Salesperson</u>	<u>Gross Wt. lbs.</u>
11/19/2001	WEST140	409-055	w707 - WESTCOAST	GREGGRATTR	68,740.00
<u>Product Code</u>	<u>Product Description</u>			<u>Sales Order No.</u>	<u>Tare Wt. lbs.</u>
GRANGA06120	5 GRANITE			00025624	25,500.00
<u>Pay Type</u>	<u>Requested</u>	<u>FDOT</u>	<u>Arr. Time</u>	<u>Time Out</u>	<u>Net Wt. lbs.</u>
(7)	<u>Start Time</u>			2:05:33PM	43,240.00
N			<u>Finish Time</u>		<u>Tons</u>
					21.62

Received by X

Conrad Yelvington Distributors, Inc.

DOT TM-548 87-089

TICKET NUMBER 0000445317

PALMETTO

PALMETTO

FL

Sold WESTRA CONSTRUCTION CO.
To PO BOX 1149

Deliver
To

S.E. REGIONAL WWTP EXPAN. PRJ

LENA RD

PALMETTO

FL 34220

CUSTOMER COPY

BRADENTON

FL

<u>Date</u>	<u>Cust. Acct. No.</u>	<u>Cust. P.O. No. or Job</u>	<u>Truck ID</u>	<u>Salesperson</u>	<u>Gross Wt. lbs.</u>
11/19/2001	WEST140	409-055	w672 - WESTCOAST	GREGGRATTR	79,980.00
<u>Product Code</u>	<u>Product Description</u>			<u>Sales Order No.</u>	<u>Tare Wt. lbs.</u>
GRANGA06120	5 GRANITE			00025624	28,440.00
<u>Pay Type</u>	<u>Requested</u>	<u>FDOT</u>	<u>Arr. Time</u>	<u>Time Out</u>	<u>Net Wt. lbs.</u>
				11:34:40AM	51,540.00
(7)	<u>Start Time</u>		<u>Finish Time</u>		<u>Tons</u>
N					25.77

Received by X

Conrad Yelvington Distributors, Inc.

DOT TM-548 87-089

TICKET NUMBER 0000445308

PALMETTO

PALMETTO

FL

Sold WESTRA CONSTRUCTION CORP
To PO BOX 1149

Deliver
To

S.E. REGIONAL WWTP EXPAN. PRJ

LENA RD

PALMETTO

FL 34220

CUSTOMER COPY

BRADENTON

FL

<u>Date</u>	<u>Cust. Acct. No.</u>	<u>Cust. P.O. No. or Job</u>	<u>Truck ID</u>	<u>Salesperson</u>	<u>Gross Wt. lbs.</u>
11/19/2001	WEST140	409-055	w673 - WESTCOAST	GREGGRATTR	79,820.00
<u>Product Code</u>	<u>Product Description</u>			<u>Sales Order No.</u>	<u>Tare Wt. lbs.</u>
GRANGA06120	5 GRANITE			00025624	29,560.00
<u>Pay Type</u>	<u>Requested</u>	<u>FDOT</u>	<u>Arr. Time</u>	<u>Time Out</u>	<u>Net Wt. lbs.</u>
				11:31:50AM	50,260.00
(7)	<u>Start Time</u>		<u>Finish Time</u>		<u>Tons</u>
N					25.13

Received by X

Conrad Yelvington Distributors, Inc.

DOT TM-548 87-089

TICKET NUMBER 0000445403

PALMETTO

PALMETTO

FL

Sold WESTRA CONSTRUCTION CORP
To PO BOX 1149

Deliver
To

S.E. REGIONAL WWTP EXPAN. PRJ

LENA RD

PALMETTO

FL 34220

CUSTOMER COPY

BRADENTON

FL

<u>Date</u>	<u>Cust. Acct. No.</u>	<u>Cust. P.O. No. or Job</u>	<u>Truck ID</u>	<u>Salesperson</u>	<u>Gross Wt. lbs.</u>
11/19/2001	WEST140	409-055	w707 - WESTCOAST	GREGGRATTR	71,540.00
<u>Product Code</u>	<u>Product Description</u>			<u>Sales Order No.</u>	<u>Tare Wt. lbs.</u>
GRANGA06120	5 GRANITE			00025624	25,500.00
<u>Pay Type</u>	<u>Requested</u>	<u>FDOT</u>	<u>Arr. Time</u>	<u>Time Out</u>	<u>Net Wt. lbs.</u>
				12:12:48PM	46,040.00
(7)	<u>Start Time</u>		<u>Finish Time</u>		<u>Tons</u>
N					23.02

Received by X

Conrad Yelvington Distributors, Inc.

DOT TM-548 87-089

TICKET NUMBER 0000445082

PALMETTO

PALMETTO

FL

Sold WESTRA CONSTRUCTION CORP
To PO BOX 1149

Deliver
To

S.E. REGIONAL WWTP EXPAN. PRJ

LENA RD

PALMETTO

FL 34220

CUSTOMER COPY

BRADENTON

FL

<u>Date</u>	<u>Cust. Acct. No.</u>	<u>Cust. P.O. No. or Job</u>	<u>Truck ID</u>	<u>Salesperson</u>	<u>Gross Wt. lbs.</u>
11/19/2001	WEST140	409-055	w873 - WESTCOAST	GREGGRATTR	74,840.00
<u>Product Code</u>	<u>Product Description</u>			<u>Sales Order No.</u>	<u>Tare Wt. lbs.</u>
GRANGA06120	5 GRANITE			00025624	29,680.00
<u>Pay Type</u>	<u>Requested</u>	<u>FDOT</u>	<u>Arr. Time</u>	<u>Time Out</u>	<u>Net Wt. lbs.</u>
				9:44:33AM	45,160.00
(7)	<u>Start Time</u>		<u>Finish Time</u>		<u>Tons</u>
N					22.58

Received by X

Conrad Yelvington Distributors, Inc.

DOT TM-548 87-089

TICKET NUMBER 0000445200

PALMETTO

PALMETTO

FL

Sold WESTRA CONSTRUCTION CORP
To PO BOX 1149

Deliver S.E. REGIONAL WWTP EXPAN. PRJ
To

LENA RD

PALMETTO

FL 34220

CUSTOMER COPY

BRADENTON

FL

<u>Date</u>	<u>Cust. Acct. No.</u>	<u>Cust. P.O. No. or Job</u>	<u>Truck ID</u>	<u>Salesperson</u>	<u>Gross Wt. lbs.</u>
11/19/2001	WEST140	409-055	w602 - WESTCOAST	GREGGRATTR	72,000.00
<u>Product Code</u>	<u>Product Description</u>			<u>Sales Order No.</u>	<u>Tare Wt. lbs.</u>
GRANGA06120	5 GRANITE			O0025624	25,220.00
<u>Pay Type</u>	<u>Requested</u>	<u>FDOT</u>	<u>Arr. Time</u>	<u>Time Out</u>	<u>Net Wt. lbs.</u>
(7)	<u>Start Time</u>			10:45:08AM	46,780.00
N		<u>Finish Time</u>			<u>Tons</u>
					23.39

Received by X _____

Conrad Yelvington Distributors, Inc.

DOT TM-548 87-089

TICKET NUMBER 0000445508

PALMETTO

PALMETTO

FL

Sold WESTRA CONSTRUCTION CORP
To PO BOX 1149

Deliver S.E. REGIONAL WWTP EXPAN. PRJ
To

LENA RD

PALMETTO


FL 34220

CUSTOMER COPY

BRADENTON

FL

<u>Date</u>	<u>Cust. Acct. No.</u>	<u>Cust. P.O. No. or Job</u>	<u>Truck ID</u>	<u>Salesperson</u>	<u>Gross Wt. lbs.</u>
11/19/2001	WEST140	409-055	w707 - WESTCOAST	GREGGRATTR	71,300.00
<u>Product Code</u>	<u>Product Description</u>			<u>Sales Order No.</u>	<u>Tare Wt. lbs.</u>
GRANGA06120	5 GRANITE			O0025624	25,500.00
<u>Pay Type</u>	<u>Requested</u>	<u>FDOT</u>	<u>Arr. Time</u>	<u>Time Out</u>	<u>Net Wt. lbs.</u>
(7)	<u>Start Time</u>			1:10:06PM	45,800.00
N		<u>Finish Time</u>			<u>Tons</u>
					22.90

Received by X 

Conrad Yelvington Distributors, Inc.

DOT TM-548 87-089

TICKET NUMBER 0000445448

PALMETTO

PALMETTO

FL

Sold WESTRA CONSTRUCTION CORP
To PO BOX 1149

Deliver S.E. REGIONAL WWTP EXPAN. PRJ
To

LENA RD

PALMETTO

FL 34220

CUSTOMER COPY

BRADENTON

FL

<u>Date</u>	<u>Cust. Acct. No.</u>	<u>Cust. P.O. No. or Job</u>	<u>Truck ID</u>	<u>Salesperson</u>	<u>Gross Wt. lbs.</u>
11/19/2001	WEST140	409-055	w602 - WESTCOAST	GREGGRATTR	73,260.00
<u>Product Code</u>	<u>Product Description</u>			<u>Sales Order No.</u>	<u>Tare Wt. lbs.</u>
GRANGA06120	5 GRANITE			O0025624	25,220.00
<u>Pay Type</u>	<u>Requested</u>	<u>FDOT</u>	<u>Arr. Time</u>	<u>Time Out</u>	<u>Net Wt. lbs.</u>
(7)	<u>Start Time</u>			12:38:52PM	48,040.00
N		<u>Finish Time</u>			<u>Tons</u>
					24.02

Received by X 

BEST AVAILABLE COPY

Conrad Yelvington Distributors, Inc.

DOT TM-548 87-089

TICKET NUMBER

0000445526

PALMETTO

PALMETTO

FL

Sold WESTRA CONSTRUCTION CORP
To PO BOX 1149

Deliver S.E. REGIONAL WWTP EXPAN. PRJ
To

LENA RD

PALMETTO

FL 34220

CUSTOMER COPY

BRADENTON

FL

<u>Date</u>	<u>Cust. Acct. No.</u>	<u>Cust. P.O. No. or Job</u>	<u>Truck ID</u>	<u>Salesperson</u>	<u>Gross Wt. lbs.</u>
11/19/2001	WEST140	409-055	wc75 - WESTCOAST	GREGGRATTR	80,000.00
<u>Product Code</u>	<u>Product Description</u>			<u>Sales Order No.</u>	<u>Tare Wt. lbs.</u>
GRANGA06120	5 GRANITE			00025624	28,120.00
<u>Pay Type</u>	<u>Requested</u>	<u>FDOT</u>	<u>Arr. Time</u>	<u>Time Out</u>	<u>Net Wt. lbs.</u>
				1:14:50PM	51,880.00
(7)	<u>Start Time</u>		<u>Finish Time</u>		<u>Tons</u>
N					25.94

Received by X

Conrad Yelvington Distributors, Inc.

DOT TM-548 87-089

TICKET NUMBER

0000445337

PALMETTO

PALMETTO

FL

Sold WESTRA CONSTRUCTION CORP
To PO BOX 1149

Deliver S.E. REGIONAL WWTP EXPAN. PRJ
To

LENA RD

PALMETTO

FL 34220

CUSTOMER COPY

BRADENTON

FL

<u>Date</u>	<u>Cust. Acct. No.</u>	<u>Cust. P.O. No. or Job</u>	<u>Truck ID</u>	<u>Salesperson</u>	<u>Gross Wt. lbs.</u>
11/19/2001	WEST140	409-055	w602 - WESTCOAST	GREGGRATTR	73,280.00
<u>Product Code</u>	<u>Product Description</u>			<u>Sales Order No.</u>	<u>Tare Wt. lbs.</u>
GRANGA06120	5 GRANITE			00025624	25,220.00
<u>Pay Type</u>	<u>Requested</u>	<u>FDOT</u>	<u>Arr. Time</u>	<u>Time Out</u>	<u>Net Wt. lbs.</u>
				11:45:04AM	48,060.00
(7)	<u>Start Time</u>		<u>Finish Time</u>		<u>Tons</u>
N					24.03

Received by X

Conrad Yelvington Distributors, Inc.

DOT TM-548 87-089

TICKET NUMBER

0000445397

PALMETTO

PALMETTO

FL

Sold WESTRA CONSTRUCTION CORP
To PO BOX 1149

Deliver S.E. REGIONAL WWTP EXPAN. PRJ
To

LENA RD

PALMETTO

FL 34220

CUSTOMER COPY

BRADENTON

FL

<u>Date</u>	<u>Cust. Acct. No.</u>	<u>Cust. P.O. No. or Job</u>	<u>Truck ID</u>	<u>Salesperson</u>	<u>Gross Wt. lbs.</u>
11/19/2001	WEST140	409-055	wc75 - WESTCOAST	GREGGRATTR	79,980.00
<u>Product Code</u>	<u>Product Description</u>			<u>Sales Order No.</u>	<u>Tare Wt. lbs.</u>
GRANGA06120	5 GRANITE			00025624	28,120.00
<u>Pay Type</u>	<u>Requested</u>	<u>FDOT</u>	<u>Arr. Time</u>	<u>Time Out</u>	<u>Net Wt. lbs.</u>
				12:11:08PM	51,860.00
(7)	<u>Start Time</u>		<u>Finish Time</u>		<u>Tons</u>
					25.93

Received by X

Conrad Yelvington Distributors, Inc.

DOT TM-548 87-089

TICKET NUMBER 0000461240

PALMETTO

PA TTO

FL

Sold WESTRA CONSTRUCTION CORP
To PO BOX 1149

Deliver S.E. REGIONAL WWTP EXPAN. PRJ
To

LENA RD

PALMETTO

FL 34220

DRIVER COPY

BRADENTON

FL

<u>Date</u>	<u>Cust. Acct. No.</u>	<u>Cust. P.O. No. or Job</u>	<u>Truck ID</u>	<u>Salesperson</u>	<u>Gross Wt. lbs.</u>
12/17/2001	WEST140	409-055	wc603 - WESTCOAST	GREGGRATTR	72,760.00
<u>Product Code</u>	<u>Product Description</u>			<u>Sales Order No.</u>	<u>Tare Wt. lbs.</u>
GRANGA06120	5 GRANITE			00025624	24,340.00
<u>Pay Type</u>	<u>Requested</u>	<u>FDOT</u>	<u>Arr. Time</u>	<u>Time Out</u>	<u>Net Wt. lbs.</u>
				7:56:19AM	48,420.00
(7)	<u>Start Time</u>	<u>Finish Time</u>			<u>Tons</u>
N					24.21

Received by X _____

Conrad Yelvington Distributors, Inc.

DOT TM-548 87-089

TICKET NUMBER 0000461161

PALMETTO

PALMETTO

FL

Sold WESTRA CONSTRUCTION CORP
To PO BOX 1149

Deliver S.E. REGIONAL WWTP EXPAN. PRJ
To

LENA RD

PALMETTO

FL 34220

DRIVER COPY

BRADENTON

FL

<u>Date</u>	<u>Cust. Acct. No.</u>	<u>Cust. P.O. No. or Job</u>	<u>Truck ID</u>	<u>Salesperson</u>	<u>Gross Wt. lbs.</u>	Manual
12/17/2001	WEST140	409-055	wc873 - WESTCOAST	GREGGRATTR	76,900.00	
<u>Product Code</u>	<u>Product Description</u>			<u>Sales Order No.</u>	<u>Tare Wt. lbs.</u>	
ANGA06120	5 GRANITE			00025624	29,700.00	
<u>Pay Type</u>	<u>Requested</u>	<u>FDOT</u>	<u>Arr. Time</u>	<u>Time Out</u>	<u>Net Wt. lbs.</u>	
				7:17:18AM	47,200.00	
(7)	<u>Start Time</u>	<u>Finish Time</u>			<u>Tons</u>	
N					23.60	

Received by X _____

Conrad Yelvington Distributors, Inc.

DOT TM-548 87-089

TICKET NUMBER 0000461192

PALMETTO

PALMETTO

FL

Sold WESTRA CONSTRUCTION CORP
To PO BOX 1149

Deliver S.E. REGIONAL WWTP EXPAN. PRJ
To

LENA RD

PALMETTO

FL 34220

DRIVER COPY

BRADENTON

FL

<u>Date</u>	<u>Cust. Acct. No.</u>	<u>Cust. P.O. No. or Job</u>	<u>Truck ID</u>	<u>Salesperson</u>	<u>Gross Wt. lbs.</u>
12/17/2001	WEST140	409-055	W707 - WESTCOAST	GREGGRATTR	70,080.00
<u>Product Code</u>	<u>Product Description</u>			<u>Sales Order No.</u>	<u>Tare Wt. lbs.</u>
GRANGA06120	5 GRANITE			00025624	25,400.00
<u>Pay Type</u>	<u>Requested</u>	<u>FDOT</u>	<u>Arr. Time</u>	<u>Time Out</u>	<u>Net Wt. lbs.</u>
				7:31:41AM	44,680.00
(7)	<u>Start Time</u>	<u>Finish Time</u>			<u>Tons</u>
					22.34

Received by X _____

Conrad Yelvington Distributors, Inc.

DOT TM-548 87-089

TICKET NUMBER

0000461885

PALMETTO

PALMETTO

FL

Sold WESTRA CONSTRUCTION CORP
To PO BOX 1149

Deliver
To

S.E. REGIONAL WWTP EXPAN. PRJ

LENA RD

PALMETTO

FL 34220

CUSTOMER COPY

BRADENTON

FL

<u>Date</u>	<u>Cust. Acct. No.</u>	<u>Cust. P.O. No. or Job</u>	<u>Truck ID</u>	<u>Salesperson</u>	<u>Gross Wt. lbs.</u>
12/17/2001	WEST140	409-055	w707 - WESTCOAST	GREGGRATTR	72,200.00
<u>Product Code</u>	<u>Product Description</u>			<u>Sales Order No.</u>	<u>Tare Wt. lbs.</u>
GRANGA06120	5 GRANITE			00025624	25,400.00
<u>Pay Type</u>	<u>Requested</u>	<u>FDOT</u>	<u>Arr. Time</u>	<u>Time Out</u>	<u>Net Wt. lbs.</u>
				2:13:50PM	46,800.00
(7)	<u>Start Time</u>		<u>Finish Time</u>		<u>Tons</u>
N					23.40

Received by X _____

Conrad Yelvington Distributors, Inc.

DOT TM-548 87-089

TICKET NUMBER

0000461796

PALMETTO

PALMETTO

FL

Sold WESTRA CONSTRUCTION CORP
To PO BOX 1149

Deliver
To

S.E. REGIONAL WWTP EXPAN. PRJ

LENA RD

PALMETTO


FL 34220

CUSTOMER COPY

BRADENTON

FL

<u>Date</u>	<u>Cust. Acct. No.</u>	<u>Cust. P.O. No. or Job</u>	<u>Truck ID</u>	<u>Salesperson</u>	<u>Gross Wt. lbs.</u>
12/17/2001	WEST140	409-055	w707 - WESTCOAST	GREGGRATTR	72,780.00
<u>Product Code</u>	<u>Product Description</u>			<u>Sales Order No.</u>	<u>Tare Wt. lbs.</u>
INGA06120	5 GRANITE			00025624	25,400.00
<u>Pay Type</u>	<u>Requested</u>	<u>FDOT</u>	<u>Arr. Time</u>	<u>Time Out</u>	<u>Net Wt. lbs.</u>
				1:26:40PM	47,380.00
(7)	<u>Start Time</u>		<u>Finish Time</u>		<u>Tons</u>
N					23.89

Received by X 

Conrad Yelvington Distributors, Inc.

DOT TM-548 87-089

TICKET NUMBER

0000461980

PALMETTO

PALMETTO

FL

Sold WESTRA CONSTRUCTION CORP
To PO BOX 1149

Deliver
To

S.E. REGIONAL WWTP EXPAN. PRJ

LENA RD

PALMETTO

FL 34220

CUSTOMER COPY

BRADENTON

FL

<u>Date</u>	<u>Cust. Acct. No.</u>	<u>Cust. P.O. No. or Job</u>	<u>Truck ID</u>	<u>Salesperson</u>	<u>Gross Wt. lbs.</u>	Manual
12/17/2001	WEST140	409-055	wc676 - WESTCOAST	GREGGRATTR	76,000.00	
<u>Product Code</u>	<u>Product Description</u>			<u>Sales Order No.</u>	<u>Tare Wt. lbs.</u>	
GRANGA06120	5 GRANITE			00025624	29,740.00	
<u>Pay Type</u>	<u>Requested</u>	<u>FDOT</u>	<u>Arr. Time</u>	<u>Time Out</u>	<u>Net Wt. lbs.</u>	
				3:28:21PM	46,260.00	
(7)	<u>Start Time</u>		<u>Finish Time</u>		<u>Tons</u>	
N					23.13	

Received by X _____

Conrad, Yelvington Distributors, Inc.
PALMETTO
Sold WESTRA CONSTRUCTION CORP
To PO BOX 1149

DOT TM-548 87-089

PALM O

FL

Deliver
To

TICKET NUMBER 0000461919

S.E. REGIONAL WWTP EXPAN. PRJ

LENA RD

PALMETTO

FL 34220

CUSTOMER COPY

BRADENTON

FL

Date	Cust. Acct. No.	Cust. P.O. No. or Job	Truck ID	Salesperson	Gross Wt. lbs.
12/17/2001	WEST140	409-055	wc676 - WESTCOAST	GREGGRATTR	75,980.00
Product Code	Product Description			Sales Order No.	Tare Wt. lbs.
GRANGA06120	5 GRANITE			00025624	29,740.00
Pay Type	Requested	FDOT	Arr. Time	Time Out	Net Wt. lbs.
(7)	Start Time		Finish Time	2:36:53PM	46,240.00
N					Tons 23.12

Received by X

Conrad Yelvington Distributors, Inc.
PALMETTO
Sold WESTRA CONSTRUCTION CORP
To PO BOX 1149

DOT TM-548 87-089

PALMETTO

FL

Deliver
To

TICKET NUMBER 0000461278

S.E. REGIONAL WWTP EXPAN. PRJ

LENA RD

PALMETTO

FL 34220

CUSTOMER COPY

BRADENTON

FL

Date	Cust. Acct. No.	Cust. P.O. No. or Job	Truck ID	Salesperson	Gross Wt. lbs.
12/17/2001	WEST140	409-055	WC676 - WESTCOAST	GREGGRATTR	75,760.00
Product Code	Product Description			Sales Order No.	Tare Wt. lbs.
ANGA06120	5 GRANITE			00025624	29,740.00
Pay Type	Requested	FDOT	Arr. Time	Time Out	Net Wt. lbs.
(7)	Start Time		Finish Time	8:25:10AM	46,020.00
N					Tons 23.01

Received by X

Conrad Yelvington Distributors, Inc.
PALMETTO
Sold WESTRA CONSTRUCTION CORP
To PO BOX 1149

DOT TM-548 87-089

PALMETTO

FL

Deliver
To

TICKET NUMBER 0000461217

S.E. REGIONAL WWTP EXPAN. PRJ

LENA RD

PALMETTO

FL 34220

CUSTOMER COPY

BRADENTON

FL

Date	Cust. Acct. No.	Cust. P.O. No. or Job	Truck ID	Salesperson	Gross Wt. lbs.
12/17/2001	WEST140	409-055	wc75 - WESTCOAST	GREGGRATTR	79,980.00
Product Code	Product Description			Sales Order No.	Tare Wt. lbs.
GRANGA06120	5 GRANITE			00025624	28,120.00
Pay Type	Requested	FDOT	Arr. Time	Time Out	Net Wt. lbs.
(7)	Start Time		Finish Time	7:45:01AM	51,860.00
N					Tons 25.93

Received by X

Manual

Conrad Yelvington Distributors, Inc. DOT TM-548 87-089 TICKET NUMBER 0000461192

PALMETTO PALMETT FL Deliver S.E. REGIONAL WWTP EXPAN. PRJ
To WESTRA CONSTRUCTION CORP
To PO BOX 1149
To LENA RD

PALMETTO FL 34220

CORPORATE COPY

BRADENTON FL

<u>Date</u>	<u>Cust. Acct. No.</u>	<u>Cust. P.O. No. or Job</u>	<u>Truck ID</u>	<u>Salesperson</u>	<u>Gross Wt. lbs.</u>
12/17/2001	WEST140	409-055	W707 - WESTCOAST	GREGGRATTR	70,080.00
<u>Product Code</u>	<u>Product Description</u>			<u>Sales Order No.</u>	<u>Tare Wt. lbs.</u>
GRANGA06120	5 GRANITE			00025624	25,400.00
<u>Pay Type</u>	<u>Requested</u>	<u>FDOT</u>	<u>Arr. Time</u>	<u>Time Out</u>	<u>Net Wt. lbs.</u>
				7:31:41AM	44,680.00
(7)	<u>Start Time</u>	<u>Finish Time</u>			<u>Tons</u>
N					22.34

Received by

X 

Conrad Yelvington Distributors, Inc. DOT TM-548 87-089 TICKET NUMBER 0000461299

PALMETTO PALMETTO FL Deliver S.E. REGIONAL WWTP EXPAN. PRJ
To WESTRA CONSTRUCTION CORP
To PO BOX 1149
To LENA RD

PALMETTO FL 34220

CORPORATE COPY

BRADENTON FL

<u>Date</u>	<u>Cust. Acct. No.</u>	<u>Cust. P.O. No. or Job</u>	<u>Truck ID</u>	<u>Salesperson</u>	<u>Gross Wt. lbs.</u>
12/17/2001	WEST140	409-055	WC75 - WESTCOAST	GREGGRATTR	78,120.00
<u>Product Code</u>	<u>Product Description</u>			<u>Sales Order No.</u>	<u>Tare Wt. lbs.</u>
NGA06120	5 GRANITE			00025624	28,120.00
<u>Pay Type</u>	<u>Requested</u>	<u>FDOT</u>	<u>Arr. Time</u>	<u>Time Out</u>	<u>Net Wt. lbs.</u>
				8:40:41AM	50,000.00
(7)	<u>Start Time</u>	<u>Finish Time</u>			<u>Tons</u>
N					25.00

Received by

X

Conrad Yelvington Distributors, Inc. DOT TM-548 87-089 TICKET NUMBER 0000461528

PALMETTO PALMETTO FL Deliver S.E. REGIONAL WWTP EXPAN. PRJ
To WESTRA CONSTRUCTION CORP
To PO BOX 1149
To LENA RD

PALMETTO FL 34220

CUSTOMER COPY

BRADENTON FL

<u>Date</u>	<u>Cust. Acct. No.</u>	<u>Cust. P.O. No. or Job</u>	<u>Truck ID</u>	<u>Salesperson</u>	<u>Gross Wt. lbs.</u>
12/17/2001	WEST140	409-055	WC672 - WESTCOAST	GREGGRATTR	79,320.00
<u>Product Code</u>	<u>Product Description</u>			<u>Sales Order No.</u>	<u>Tare Wt. lbs.</u>
GRANGA06120	5 GRANITE			00025624	28,680.00
<u>Pay Type</u>	<u>Requested</u>	<u>FDOT</u>	<u>Arr. Time</u>	<u>Time Out</u>	<u>Net Wt. lbs.</u>
				10:49:55AM	50,640.00
(7)	<u>Start Time</u>	<u>Finish Time</u>			<u>Tons</u>
					25.32

Received by

X 

Conrad Yelvington Distributors, Inc. DOT TM-548 87-089 TICKET NUMBER 0000461240

PALMETTO PALMETTO FL
Sold WESTRA CONSTRUCTION CORP Deliver S.E. REGIONAL WWTP EXPAN. PRJ
To PO BOX 1149 To
LENA RD

PALMETTO FL 34220

CORPORATE COPY

BRADENTON FL

<u>Date</u>	<u>Cust. Acct. No.</u>	<u>Cust. P.O. No. or Job</u>	<u>Truck ID</u>	<u>Salesperson</u>	<u>Gross Wt. lbs.</u>
12/17/2001	WEST140	409-055	wc603 - WESTCOAST	GREGGRATTR	72,760.00
<u>Product Code</u>	<u>Product Description</u>			<u>Sales Order No.</u>	<u>Tare Wt. lbs.</u>
GRANGA06120	5 GRANITE			00025624	24,340.00
<u>Pay Type</u>	<u>Requested</u>	<u>FDOT</u>	<u>Arr. Time</u>	<u>Time Out</u>	<u>Net Wt. lbs.</u>
				7:56:19AM	48,420.00
(7)	<u>Start Time</u>	<u>Finish Time</u>			<u>Tons</u>
N					24.21

Received by X 

Conrad Yelvington Distributors, Inc. DOT TM-548 87-089 TICKET NUMBER 0000461270

PALMETTO PALMETTO FL
Sold WESTRA CONSTRUCTION CORP Deliver S.E. REGIONAL WWTP EXPAN. PRJ
To PO BOX 1149 To
LENA RD

PALMETTO FL 34220

CUSTOMER COPY

BRADENTON FL

<u>Date</u>	<u>Cust. Acct. No.</u>	<u>Cust. P.O. No. or Job</u>	<u>Truck ID</u>	<u>Salesperson</u>	<u>Gross Wt. lbs.</u>
12/17/2001	WEST140	409-055	WC873 - WESTCOAST	GREGGRATTR	76,240.00
<u>Product Code</u>	<u>Product Description</u>			<u>Sales Order No.</u>	<u>Tare Wt. lbs.</u>
NGA06120	5 GRANITE			00025624	29,700.00
<u>Pay Type</u>	<u>Requested</u>	<u>FDOT</u>	<u>Arr. Time</u>	<u>Time Out</u>	<u>Net Wt. lbs.</u>
				8:21:10AM	46,540.00
(7)	<u>Start Time</u>	<u>Finish Time</u>			<u>Tons</u>
N					23.27

Received by X _____

Conrad Yelvington Distributors, Inc. DOT TM-548 87-089 TICKET NUMBER 0000461389

PALMETTO PALMETTO FL
Sold WESTRA CONSTRUCTION CORP Deliver S.E. REGIONAL WWTP EXPAN. PRJ
To PO BOX 1149 To
LENA RD

PALMETTO FL 34220

CUSTOMER COPY

BRADENTON FL

<u>Date</u>	<u>Cust. Acct. No.</u>	<u>Cust. P.O. No. or Job</u>	<u>Truck ID</u>	<u>Salesperson</u>	<u>Gross Wt. lbs.</u>
12/17/2001	WEST140	409-055	WC75 - WESTCOAST	GREGGRATTR	79,840.00
<u>Product Code</u>	<u>Product Description</u>			<u>Sales Order No.</u>	<u>Tare Wt. lbs.</u>
GRANGA06120	5 GRANITE			00025624	28,120.00
<u>Pay Type</u>	<u>Requested</u>	<u>FDOT</u>	<u>Arr. Time</u>	<u>Time Out</u>	<u>Net Wt. lbs.</u>
				9:34:51AM	51,720.00
(7)	<u>Start Time</u>	<u>Finish Time</u>			<u>Tons</u>
					25.86

Received by X _____

Conrad Yelvington Distributors, Inc.

DOT TM-548 87-089

TICKET NUMBER

0000461426

PALMETTO

PALMETTO

FL

Sold WESTRA CONSTRUCTION CORP

Deliver

S.E. REGIONAL WWTP EXPAN. PRJ

To PO BOX 1149

To

LENA RD

PALMETTO

FL 34220

CUSTOMER COPY

BRADENTON

FL

<u>Date</u>	<u>Cust. Acct. No.</u>	<u>Cust. P.O. No. or Job</u>	<u>Truck ID</u>	<u>Salesperson</u>	<u>Gross Wt. lbs.</u>
12/17/2001	WEST140	409-055	WC672 - WESTCOAST	GREGGRATTR	79,880.00
<u>Product Code</u>	<u>Product Description</u>			<u>Sales Order No.</u>	<u>Tare Wt. lbs.</u>
GRANGA06120	5 GRANITE			O0025624	30,740.00
<u>Pay Type</u>	<u>Requested</u>	<u>FDOT</u>	<u>Arr. Time</u>	<u>Time Out</u>	<u>Net Wt. lbs.</u>
				9:53:39AM	49,140.00
(7)	<u>Start Time</u>		<u>Finish Time</u>		<u>Tons</u>
N					24.57

Received by X _____

Conrad Yelvington Distributors, Inc.

DOT TM-548 87-089

TICKET NUMBER

0000461373

PALMETTO

PALMETTO

FL

Sold WESTRA CONSTRUCTION CORP

Deliver

S.E. REGIONAL WWTP EXPAN. PRJ

To PO BOX 1149

To

LENA RD

PALMETTO

FL 34220

CORPORATE COPY

BRADENTON

FL

<u>Date</u>	<u>Cust. Acct. No.</u>	<u>Cust. P.O. No. or Job</u>	<u>Truck ID</u>	<u>Salesperson</u>	<u>Gross Wt. lbs.</u>
12/17/2001	WEST140	409-055	WC873 - WESTCOAST	GREGGRATTR	75,780.00
<u>Product Code</u>	<u>Product Description</u>			<u>Sales Order No.</u>	<u>Tare Wt. lbs.</u>
IGA06120	5 GRANITE			O0025624	29,700.00
<u>Pay Type</u>	<u>Requested</u>	<u>FDOT</u>	<u>Arr. Time</u>	<u>Time Out</u>	<u>Net Wt. lbs.</u>
				9:27:44AM	46,080.00
(7)	<u>Start Time</u>		<u>Finish Time</u>		<u>Tons</u>
N					23.04

Received by X _____

Conrad Yelvington Distributors, Inc.

DOT TM-548 87-089

TICKET NUMBER

0000461720

PALMETTO

PALMETTO

FL

Sold WESTRA CONSTRUCTION CORP

Deliver

S.E. REGIONAL WWTP EXPAN. PRJ

To PO BOX 1149

To

LENA RD

PALMETTO

FL 34220

CUSTOMER COPY

BRADENTON

FL

<u>Date</u>	<u>Cust. Acct. No.</u>	<u>Cust. P.O. No. or Job</u>	<u>Truck ID</u>	<u>Salesperson</u>	<u>Gross Wt. lbs.</u>
12/17/2001	WEST140	409-055	W707 - WESTCOAST	GREGGRATTR	72,520.00
<u>Product Code</u>	<u>Product Description</u>			<u>Sales Order No.</u>	<u>Tare Wt. lbs.</u>
GRANGA06120	5 GRANITE			O0025624	25,400.00
<u>Pay Type</u>	<u>Requested</u>	<u>FDOT</u>	<u>Arr. Time</u>	<u>Time Out</u>	<u>Net Wt. lbs.</u>
				12:44:12PM	47,120.00
(7)	<u>Start Time</u>		<u>Finish Time</u>		<u>Tons</u>
					23.56

Received by X 

Conrad Yelvington Distributors, Inc.

DOT TM-548 87-089

TICKET NUMBER 0000461240

PALMETTO

PALMETTO

FL

Sold WESTRA CONSTRUCTION CORP
To PO BOX 1149

Deliver S.E. REGIONAL WWTP EXPAN. PRJ
To

LENA RD

PALMETTO

FL 34220

DRIVER COPY

BRADENTON

FL

<u>Date</u>	<u>Cust. Acct. No.</u>	<u>Cust. P.O. No. or Job</u>	<u>Truck ID</u>	<u>Salesperson</u>	<u>Gross Wt. lbs.</u>
12/17/2001	WEST140	409-055	WC603 - WESTCOAST	GREGGRATTR	72,760.00
<u>Product Code</u>	<u>Product Description</u>			<u>Sales Order No.</u>	<u>Tare Wt. lbs.</u>
GRANGA06120	5 GRANITE			00025624	24,340.00
<u>Pay Type</u>	<u>Requested</u>	<u>FDOT</u>	<u>Arr. Time</u>	<u>Time Out</u>	<u>Net Wt. lbs.</u>
				7:56:19AM	48,420.00
(7)	<u>Start Time</u>	<u>Finish Time</u>			<u>Tons</u>
N					24.21

Received by X

Conrad Yelvington Distributors, Inc.

DOT TM-548 87-089

TICKET NUMBER 0000461161

PALMETTO

PALMETTO

FL

Sold WESTRA CONSTRUCTION CORP
To PO BOX 1149

Deliver S.E. REGIONAL WWTP EXPAN. PRJ
To

LENA RD

PALMETTO

FL 34220

DRIVER COPY

BRADENTON

FL

<u>Date</u>	<u>Cust. Acct. No.</u>	<u>Cust. P.O. No. or Job</u>	<u>Truck ID</u>	<u>Salesperson</u>	<u>Gross Wt. lbs.</u>	Manual
12/17/2001	WEST140	409-055	WC873 - WESTCOAST	GREGGRATTR	76,900.00	
<u>Product Code</u>	<u>Product Description</u>			<u>Sales Order No.</u>	<u>Tare Wt. lbs.</u>	
ANGA06120	5 GRANITE			00025624	29,700.00	
<u>Pay Type</u>	<u>Requested</u>	<u>FDOT</u>	<u>Arr. Time</u>	<u>Time Out</u>	<u>Net Wt. lbs.</u>	
				7:17:18AM	47,200.00	
(7)	<u>Start Time</u>	<u>Finish Time</u>			<u>Tons</u>	
N					23.60	

Received by X

Conrad Yelvington Distributors, Inc.

DOT TM-548 87-089

TICKET NUMBER 0000461192

PALMETTO

PALMETTO

FL

Sold WESTRA CONSTRUCTION CORP
To PO BOX 1149

Deliver S.E. REGIONAL WWTP EXPAN. PRJ
To

LENA RD

PALMETTO

FL 34220

DRIVER COPY

BRADENTON

FL

<u>Date</u>	<u>Cust. Acct. No.</u>	<u>Cust. P.O. No. or Job</u>	<u>Truck ID</u>	<u>Salesperson</u>	<u>Gross Wt. lbs.</u>
12/17/2001	WEST140	409-055	W707 - WESTCOAST	GREGGRATTR	70,080.00
<u>Product Code</u>	<u>Product Description</u>			<u>Sales Order No.</u>	<u>Tare Wt. lbs.</u>
GRANGA06120	5 GRANITE			00025624	25,400.00
<u>Pay Type</u>	<u>Requested</u>	<u>FDOT</u>	<u>Arr. Time</u>	<u>Time Out</u>	<u>Net Wt. lbs.</u>
				7:31:41AM	44,680.00
(7)	<u>Start Time</u>	<u>Finish Time</u>			<u>Tons</u>
					22.34

Received by X

Conrad Yelvington Distributors, Inc.
PALMETTO
Sold WESTRA CONSTRUCTION CORP
To PO BOX 1149

DOT TM-548 87-089
PALME

FL

TICKET NUMBER 0000461885

Deliver S.E. REGIONAL WWTP EXPAN. PRJ

To

LENA RD

PALMETTO

FL 34220

CUSTOMER COPY

BRADENTON

FL

<u>Date</u>	<u>Cust. Acct. No.</u>	<u>Cust. P.O. No. or Job</u>	<u>Truck ID</u>	<u>Salesperson</u>	<u>Gross Wt. lbs.</u>
12/17/2001	WEST140	409-055	w707 - WESTCOAST	GREGGRATTR	72,200.00
<u>Product Code</u>	<u>Product Description</u>			<u>Sales Order No.</u>	<u>Tare Wt. lbs.</u>
GRANGA06120	5 GRANITE			O0025624	25,400.00
<u>Pay Type</u>	<u>Requested</u>	<u>FDOT</u>	<u>Arr. Time</u>	<u>Time Out</u>	<u>Net Wt. lbs.</u>
				2:13:50PM	46,800.00
(7)	<u>Start Time</u>		<u>Finish Time</u>		<u>Tons</u>
N					23.40

Received by X _____

Conrad Yelvington Distributors, Inc.
PALMETTO
Sold WESTRA CONSTRUCTION CORP
To PO BOX 1149

DOT TM-548 87-089
PALMETTO

FL

TICKET NUMBER 0000461796

Deliver S.E. REGIONAL WWTP EXPAN. PRJ

To

LENA RD

PALMETTO


FL 34220

CUSTOMER COPY

BRADENTON

FL

<u>Date</u>	<u>Cust. Acct. No.</u>	<u>Cust. P.O. No. or Job</u>	<u>Truck ID</u>	<u>Salesperson</u>	<u>Gross Wt. lbs.</u>
12/17/2001	WEST140	409-055	w707 - WESTCOAST	GREGGRATTR	72,780.00
<u>Product Code</u>	<u>Product Description</u>			<u>Sales Order No.</u>	<u>Tare Wt. lbs.</u>
WNGA06120	5 GRANITE			O0025624	25,400.00
<u>Pay Type</u>	<u>Requested</u>	<u>FDOT</u>	<u>Arr. Time</u>	<u>Time Out</u>	<u>Net Wt. lbs.</u>
				1:26:40PM	47,380.00
(7)	<u>Start Time</u>		<u>Finish Time</u>		<u>Tons</u>
N					23.69

Received by X 

Conrad Yelvington Distributors, Inc.
PALMETTO
Sold WESTRA CONSTRUCTION CORP
To PO BOX 1149

DOT TM-548 87-089
PALMETTO

FL

TICKET NUMBER 0000461980

Deliver S.E. REGIONAL WWTP EXPAN. PRJ

To

LENA RD

PALMETTO

FL 34220

CUSTOMER COPY

BRADENTON

FL

<u>Date</u>	<u>Cust. Acct. No.</u>	<u>Cust. P.O. No. or Job</u>	<u>Truck ID</u>	<u>Salesperson</u>	<u>Gross Wt. lbs.</u>	Manual
12/17/2001	WEST140	409-055	wc676 - WESTCOAST	GREGGRATTR	76,000.00	
<u>Product Code</u>	<u>Product Description</u>			<u>Sales Order No.</u>	<u>Tare Wt. lbs.</u>	
GRANGA06120	5 GRANITE			O0025624	29,740.00	
<u>Pay Type</u>	<u>Requested</u>	<u>FDOT</u>	<u>Arr. Time</u>	<u>Time Out</u>	<u>Net Wt. lbs.</u>	
				3:28:21PM	46,260.00	
(7)	<u>Start Time</u>		<u>Finish Time</u>		<u>Tons</u>	
N					23.13	

Received by X _____

Conrad Yelvington Distributors, Inc.
PALMETTO
Sold WESTRA CONSTRUCTION CORP
To PO BOX 1149

DOT TM-548 87-089
PALME
FL 34220

TICKET NUMBER
0000461919
S.E. REGIONAL WWTP EXPAN. PRJ
LENA RD
BRADENTON FL

CUSTOMER COPY
Date 12/17/2001
Product Code GRANGA06120
Pay Type Requested FDOT
(7) Start Time
N

Cust. Acct. No. WEST140
Product Description 5 GRANITE
Arr. Time
Finish Time

Cust. P.O. No. or Job 409-055
Truck ID wc676 - WESTCOAST
Salesperson GREGGRATTR
Sales Order No. O0025624
Time Out 2:36:53PM
Gross Wt. lbs. 75,980.00
Tare Wt. lbs. 29,740.00
Net Wt. lbs. 46,240.00
Tons 23.12

Received by X

Conrad Yelvington Distributors, Inc.
PALMETTO
Sold WESTRA CONSTRUCTION CORP
To PO BOX 1149

DOT TM-548 87-089
PALMETTO
FL 34220

TICKET NUMBER
0000461278
S.E. REGIONAL WWTP EXPAN. PRJ
LENA RD
BRADENTON FL

CUSTOMER COPY
Date 12/17/2001
Product Code ANGA06120
Pay Type Requested FDOT
(7) Start Time
N

Cust. Acct. No. WEST140
Product Description 5 GRANITE
Arr. Time
Finish Time

Cust. P.O. No. or Job 409-055
Truck ID WC676 - WESTCOAST
Salesperson GREGGRATTR
Sales Order No. O0025624
Time Out 8:25:10AM
Gross Wt. lbs. 75,760.00
Tare Wt. lbs. 29,740.00
Net Wt. lbs. 46,020.00
Tons 23.01

Received by X *af Kamp*

Conrad Yelvington Distributors, Inc.
PALMETTO
Sold WESTRA CONSTRUCTION CORP
To PO BOX 1149

DOT TM-548 87-089
PALMETTO
FL 34220

TICKET NUMBER
0000461217
S.E. REGIONAL WWTP EXPAN. PRJ
LENA RD
BRADENTON FL

CUSTOMER COPY
Date 12/17/2001
Product Code GRANGA06120
Pay Type Requested FDOT
(7) Start Time
N

Cust. Acct. No. WEST140
Product Description 5 GRANITE
Arr. Time
Finish Time

Cust. P.O. No. or Job 409-055
Truck ID wc75 - WESTCOAST
Salesperson GREGGRATTR
Sales Order No. O0025624
Time Out 7:45:01AM
Gross Wt. lbs. 79,980.00
Tare Wt. lbs. 28,120.00
Net Wt. lbs. 51,860.00
Tons 25.93

Received by X *af Kamp*

Conrad Yelvington Distributors, Inc. DOT TM-548 87-089

TICKET NUMBER 0000461192

PALMETTO PALMETT

FL

Sold WESTRA CONSTRUCTION CORP
To PO BOX 1149

Deliver S.E. REGIONAL WWTP EXPAN. PRJ
To

LENA RD

PALMETTO FL 34220


CORPORATE COPY

BRADENTON

FL

<u>Date</u>	<u>Cust. Acct. No.</u>	<u>Cust. P.O. No. or Job</u>	<u>Truck ID</u>	<u>Salesperson</u>	<u>Gross Wt. lbs.</u>
12/17/2001	WEST140	409-055	W707 - WESTCOAST	GREGGRATTR	70,080.00
<u>Product Code</u>	<u>Product Description</u>			<u>Sales Order No.</u>	<u>Tare Wt. lbs.</u>
GRANGA06120	5 GRANITE			00025624	25,400.00
<u>Pay Type</u>	<u>Requested</u>	<u>FDOT</u>	<u>Arr. Time</u>	<u>Time Out</u>	<u>Net Wt. lbs.</u>
				7:31:41AM	44,680.00
(7)	<u>Start Time</u>	<u>Finish Time</u>			<u>Tons</u>
N					22.34

Received by

X 

Conrad Yelvington Distributors, Inc. DOT TM-548 87-089

TICKET NUMBER 0000461299

PALMETTO PALMETTO

FL

Sold WESTRA CONSTRUCTION CORP
To PO BOX 1149

Deliver S.E. REGIONAL WWTP EXPAN. PRJ
To

LENA RD

PALMETTO FL 34220

CORPORATE COPY

BRADENTON

FL

<u>Date</u>	<u>Cust. Acct. No.</u>	<u>Cust. P.O. No. or Job</u>	<u>Truck ID</u>	<u>Salesperson</u>	<u>Gross Wt. lbs.</u>
12/17/2001	WEST140	409-055	WC75 - WESTCOAST	GREGGRATTR	78,120.00
<u>Product Code</u>	<u>Product Description</u>			<u>Sales Order No.</u>	<u>Tare Wt. lbs.</u>
NGA06120	5 GRANITE			00025624	28,120.00
<u>Pay Type</u>	<u>Requested</u>	<u>FDOT</u>	<u>Arr. Time</u>	<u>Time Out</u>	<u>Net Wt. lbs.</u>
				8:40:41AM	50,000.00
(7)	<u>Start Time</u>	<u>Finish Time</u>			<u>Tons</u>
N					25.00

Received by

X

Conrad Yelvington Distributors, Inc. DOT TM-548 87-089

TICKET NUMBER 0000461528

PALMETTO PALMETTO

FL

Sold WESTRA CONSTRUCTION CORP
To PO BOX 1149

Deliver S.E. REGIONAL WWTP EXPAN. PRJ
To

LENA RD

PALMETTO FL 34220

CUSTOMER COPY

BRADENTON

FL

<u>Date</u>	<u>Cust. Acct. No.</u>	<u>Cust. P.O. No. or Job</u>	<u>Truck ID</u>	<u>Salesperson</u>	<u>Gross Wt. lbs.</u>
12/17/2001	WEST140	409-055	WC672 - WESTCOAST	GREGGRATTR	79,320.00
<u>Product Code</u>	<u>Product Description</u>			<u>Sales Order No.</u>	<u>Tare Wt. lbs.</u>
GRANGA06120	5 GRANITE			00025624	28,680.00
<u>Pay Type</u>	<u>Requested</u>	<u>FDOT</u>	<u>Arr. Time</u>	<u>Time Out</u>	<u>Net Wt. lbs.</u>
				10:49:55AM	50,640.00
(7)	<u>Start Time</u>	<u>Finish Time</u>			<u>Tons</u>
					25.32

Received by

X 

PALMETTO PALMETTC FL

Sold WESTRA CONSTRUCTION CORP Deliver S.E. REGIONAL WWTP EXPAN. PRJ

To PO BOX 1149 To


LENA RD

PALMETTO FL 34220

CORPORATE COPY

BRADENTON FL

Date	Cust. Acct. No.	Cust. P.O. No. or Job	Truck ID	Salesperson	Gross Wt. lbs.
12/17/2001	WEST140	409-055	wc603 - WESTCOAST	GREGGRATTR	72,760.00
Product Code	Product Description			Sales Order No.	Tare Wt. lbs.
GRANGA06120	5 GRANITE			O0025624	24,340.00
Pay Type	Requested	FDOT	Arr. Time	Time Out	Net Wt. lbs.
(7)	Start Time			7:56:19AM	48,420.00
N			Finish Time		Tons
					24.21

Received by X 

PALMETTO PALMETTO FL

Sold WESTRA CONSTRUCTION CORP Deliver S.E. REGIONAL WWTP EXPAN. PRJ

To PO BOX 1149 To

LENA RD

PALMETTO FL 34220

CUSTOMER COPY

BRADENTON FL

Date	Cust. Acct. No.	Cust. P.O. No. or Job	Truck ID	Salesperson	Gross Wt. lbs.
12/17/2001	WEST140	409-055	WC873 - WESTCOAST	GREGGRATTR	76,240.00
Product Code	Product Description			Sales Order No.	Tare Wt. lbs.
NGA06120	5 GRANITE			O0025624	29,700.00
Pay Type	Requested	FDOT	Arr. Time	Time Out	Net Wt. lbs.
(7)	Start Time			8:21:10AM	46,540.00
N			Finish Time		Tons
					23.27

Received by X _____

PALMETTO PALMETTO FL

Sold WESTRA CONSTRUCTION CORP Deliver S.E. REGIONAL WWTP EXPAN. PRJ

To PO BOX 1149 To

LENA RD

PALMETTO FL 34220

CUSTOMER COPY

BRADENTON FL

Date	Cust. Acct. No.	Cust. P.O. No. or Job	Truck ID	Salesperson	Gross Wt. lbs.
12/17/2001	WEST140	409-055	WC75 - WESTCOAST	GREGGRATTR	79,840.00
Product Code	Product Description			Sales Order No.	Tare Wt. lbs.
GRANGA06120	5 GRANITE			O0025624	28,120.00
Pay Type	Requested	FDOT	Arr. Time	Time Out	Net Wt. lbs.
(7)	Start Time			9:34:51AM	51,720.00
			Finish Time		Tons
					25.86

Received by X _____

Conrad Yelvington Distributors, Inc.

DOT TM-548 87-089

TICKET NUMBER

0000461426

PALMETTO

PALMETTO

FL

Sold WESTRA CONSTRUCTION CORP

Deliver

S.E. REGIONAL WWTP EXPAN. PRJ

To PO BOX 1149

To

LENA RD

PALMETTO

FL 34220

CUSTOMER COPY

BRADENTON

FL

<u>Date</u>	<u>Cust. Acct. No.</u>	<u>Cust. P.O. No. or Job</u>	<u>Truck ID</u>	<u>Salesperson</u>	<u>Gross Wt. lbs.</u>
12/17/2001	WEST140	409-055	WC672 - WESTCOAST	GREGGRATTR	79,880.00
<u>Product Code</u>	<u>Product Description</u>			<u>Sales Order No.</u>	<u>Tare Wt. lbs.</u>
GRANGA06120	5 GRANITE			O0025624	30,740.00
<u>Pay Type</u>	<u>Requested</u>	<u>FDOT</u>	<u>Arr. Time</u>	<u>Time Out</u>	<u>Net Wt. lbs.</u>
(7)	Start Time			9:53:39AM	49,140.00
N			<u>Finish Time</u>		<u>Tons</u>
					24.57

Received by X _____

Conrad Yelvington Distributors, Inc.

DOT TM-548 87-089

TICKET NUMBER

0000461373

PALMETTO

PALMETTO

FL

Sold WESTRA CONSTRUCTION CORP

Deliver

S.E. REGIONAL WWTP EXPAN. PRJ

To PO BOX 1149

To

LENA RD

PALMETTO

FL 34220

CORPORATE COPY

BRADENTON

FL

<u>Date</u>	<u>Cust. Acct. No.</u>	<u>Cust. P.O. No. or Job</u>	<u>Truck ID</u>	<u>Salesperson</u>	<u>Gross Wt. lbs.</u>
12/17/2001	WEST140	409-055	WC873 - WESTCOAST	GREGGRATTR	75,780.00
<u>Product Code</u>	<u>Product Description</u>			<u>Sales Order No.</u>	<u>Tare Wt. lbs.</u>
IGA06120	5 GRANITE			O0025624	29,700.00
<u>Pay Type</u>	<u>Requested</u>	<u>FDOT</u>	<u>Arr. Time</u>	<u>Time Out</u>	<u>Net Wt. lbs.</u>
(7)	Start Time			9:27:44AM	46,080.00
N			<u>Finish Time</u>		<u>Tons</u>
					23.04

Received by X _____

Conrad Yelvington Distributors, Inc.

DOT TM-548 87-089

TICKET NUMBER

0000461720

PALMETTO

PALMETTO

FL

Sold WESTRA CONSTRUCTION CORP

Deliver

S.E. REGIONAL WWTP EXPAN. PRJ

To PO BOX 1149

To

LENA RD

PALMETTO

FL 34220

CUSTOMER COPY

BRADENTON

FL

<u>Date</u>	<u>Cust. Acct. No.</u>	<u>Cust. P.O. No. or Job</u>	<u>Truck ID</u>	<u>Salesperson</u>	<u>Gross Wt. lbs.</u>
12/17/2001	WEST140	409-055	W707 - WESTCOAST	GREGGRATTR	72,520.00
<u>Product Code</u>	<u>Product Description</u>			<u>Sales Order No.</u>	<u>Tare Wt. lbs.</u>
GRANGA06120	5 GRANITE			O0025624	25,400.00
<u>Pay Type</u>	<u>Requested</u>	<u>FDOT</u>	<u>Arr. Time</u>	<u>Time Out</u>	<u>Net Wt. lbs.</u>
(7)	Start Time			12:44:12PM	47,120.00
			<u>Finish Time</u>		<u>Tons</u>
					23.56

Received by X 

SOUTHWEST FLORIDA WATER MANAGEMENT DISTRICT WELL GROUTING/ABANDONMENT FORM

GROUTING

ABANDONMENT ☒

Permit No. _____ Drilling Contractor _____ License No. _____
 1/4 _____ 1/4 _____ SEC. _____ TWP. _____ RGE. _____ Latitude _____ Longitude _____
 Data obtained from GPS _____ or Map _____ or Survey _____ Datum NAD 27 _____ NAD 83 _____
 Property Owner _____
 Address of Well _____
 City _____ County _____ WUP No. _____
 DID No. _____
 QWIP No. _____

WELL SPECIFICATIONS

T.D. of Well (to be verified by Inspector) 20 Water Level _____
 Casing: ☒ Double or ☒ Single; 2" Diameter; _____ Depth: _____ Measured or _____ Estimated
 Material: (check) ☒ Black Steel, ☒ Galv., ☒ Steel, ☒ PVC, Other _____
 Drill Method (check) ☒ Rotary, ☒ Cable Tool, ☒ Combination, Other _____
 Was well information verified from driller's log? Yes _____ No _____ (Explain in comments) _____
 Special Construction Stipulation? Yes _____ No _____ Stipulation No. _____ Was Special Condition met? Yes _____ No _____
 Old Permit? Yes _____ No _____ Permit No. _____ Well Depth _____ Casing Depth _____ Diameter _____
 (For public supply) Approved Public Supply Plan match location? Yes _____ No _____
 (For 62-524) Yes _____ No _____ Well location same as surveyed location? Yes _____ No _____

**SAWW + PLANT
EXPANSION**

GROUT SPECIFICATIONS AND INSPECTION

Date

BENTONITE INTERVAL

Type (check): ☒ hole plug ☒ chips; ☒ 3/8 size ☒ 3/4 size ☒ pellets ☒ tablets; ☒ 3/8 size ☒ 1/2 size; ☒ slurry
 Estimated No. bags Bentonite _____
 Actual No. of bags _____
 ** Special additives _____
 % of water with slurry _____

CEMENT INTERVAL

Cement Type (check): ☒ Type I
 * Estimated No. of _____ sacks/ _____ yards
 Actual No. of _____ sacks/ _____ yards
 % Bentonite added _____
 Gallons water per _____ sacks/ _____ yards
 Grout method (types) _____
 Total time on site _____

Post-It® Fax Note 7671

Date	12-21-01	# of pages	1
To	Joe Resendes	From	Scott R. Miller
Co./Dept.		Co.	
Phone #		Phone #	
Fax #		Fax #	

COMMENTS

PZ-3 / 20' WAS REMOVED IN ONE SECTION! 1/18/02
Project Inspector Joe Resendes of McKinley Creek WAS ON SITE

Driller or ☒ Contractor Signature

Observer Signature

Date 11-26-01

Date 11-26-01

Work was satisfactorily completed in accordance with 40D-3, F.A.C.? Yes _____ No _____

Compliance Tracking No. _____

Water samples taken? Yes _____ No _____

Authorized Signature

(Not official unless signed by SWFWMD Supervisor or designated representative)

FLORIDA DEPARTMENT OF
ENVIRONMENTAL PROTECTION

Date 11/21/01

41.10-410(01/00)

JAN 30 2002

SOUTHWEST DISTRICT
TAMPA



601 Cleveland Street, Suite 205

Clearwater, FL 33755

Ph. (727) 442-7196

Fx. (727) 461-3827

Received _____
NOTED
Proj Rep _____

Contractor: **Westra Construction Corporation**

Date: **December 21, 2001**

Weather: **Sunny 55°-70°**

Proj. Name: **Southeast Regional WTP Expansion**

Location: **State Road 64 and Lena Rd, Manatee County, Florida**

Project No: **01024.0008**

DELAYS

Weather _____ Hrs.

Other _____ Hrs.

Cause _____

PERSONNEL

EQUIPMENT

OTHERS

Supervisory	1	Men	8	Hrs.
Skilled	22	Men	8	Hrs.
Unskilled		Men		Hrs.
1-Road Grader			8	Hrs.
1-Crane			8	Hrs.
2-Bull Dozer			8	Hrs.
1-Water Truck			8	Hrs.

4-P/U Truck	8	Hrs.
1-Dewatering Syst	24	Hrs.
Misc. Tools	8	Hrs.
1-Roller	8	Hrs.
2-Track Hoe	8	Hrs.
2-F/E Loader	8	Hrs.
1-Fork Lift	8	Hrs.
1-Back Hoe	8	Hrs.

Standard Demolition		Hrs.
2-Skilled	7	Hrs.
1-bobcat	7	Hrs.
1-Truck	7	Hrs.
Misc. Tools	7	Hrs.
		Hrs.
		Hrs.
		Hrs.

Cogburn Bros. Electric, Inc.

Service Painting of Florida, Inc.

G.E. Team

Supervisory	1	Men	6	Hrs.
Skilled	2	Men	6	Hrs.
Unskilled		Men		Hrs.
1-P/U Truck			6	Hrs.
1-Track Hoe			6	Hrs.
Misc. Tools			6	Hrs.

Supervisory		Hrs.
Skilled		Hrs.
Unskilled		Hrs.
1-P/U Truck	0	Hrs.
Misc. Tools	0	Hrs.
		Hrs.
		Hrs.

Supervisory		Hrs.	
Skilled	1	7	Hrs.
Unskilled			Hrs.
Misc. Tools		7	Hrs.
			Hrs.
			Hrs.
			Hrs.

WORK IN PROGRESS THIS DATE

Westra: Coordination and supervision of project; erection of formwork for entrance sign at new access road and stripped formwork from sidewalk that was previously poured; removal of sludge inside of existing sludge Holding Tanks and removal of existing equipment that has been identified by Manatee County as to be saved and turned over to County; installation of new Leachate under drain collection system at west side of Landfill that runs north to side and connection to existing manhole at north end of run; installation of support brackets for aluminum checker plate at flow Splitter Box; construction of invert in new sanitary sewer manholes; corrected items identified during walk-thru inspection of Equalization Tank interior; grading and compacting crushed concrete road base on north side of MCC/Blower Building No. 3; excavate to locate existing 4-inch TS piping on south side of existing Sludge dewatering Building and preparation for pressure testing new 4-inch TS piping from Sludge Holding Tanks to existing Sludge Dewatering Building.

Cogburn: Removal of existing electrical wiring from conduit raceway system that is being abandon.

Standard: Demolition and of existing interior baffle block wall at west end of existing Basin No. 1

G. E. Team: Continue working on new instrumental system at main control console at Main Electrical Building and on gravity belt thickener control panel.

REMARKS, OVERALL PROGRESS, INSTRUCTIONS TO CONTRACTOR, ETC.

(Use back of sheet for sketches, additional remarks, etc.)

Note 1: Brent Cooper from Jacobs Air system was on site today to conduct start-up of Equalization Tank blowers and aeration system inside of Equalization Tank. Start-up report to be submitted at a later date.

NOTE: This form is not to be used for cost records

Signature: 
Title: Project Inspector

CC: Manatee County



DAILY CONSTRUCTION REPORT

601 Cleveland Street, Suite 205

Clearwater, FL 33755

Ph. (727) 442-7196

Fx. (727) 461-3827

Received	_____
NOTED	_____
Proj Rep	_____
_____	_____
_____	_____

Contractor: **Westra Construction Corporation**
 Date: **December 20, 2001**
 Weather: **Sunny 55°-70°**
 Proj. Name: **Southeast Regional WTP Expansion**
 Location: **State Road 64 and Lena Rd, Manatee County, Florida**
 Project No: **01024.0008**

DELAYS

Weather _____ Hrs.
 Other _____ Hrs.
 Cause _____

PERSONNEL

Supervisory	1	Men	10	Hrs.
Skilled	25	Men	10	Hrs.
Unskilled		Men		Hrs.
1-Road Grader			10	Hrs.
1-Crane			10	Hrs.
2-Bull Dozer			10	Hrs.
1-Water Truck			10	Hrs.

EQUIPMENT

4-P/U Truck	10	Hrs.
1-Dewatering Syst	24	Hrs.
Misc. Tools	10	Hrs.
1-Roller	10	Hrs.
2-Track Hoe	10	Hrs.
2-F/E Loader	10	Hrs.
1-Fork Lift	10	Hrs.
1-Back Hoe	10	Hrs.

OTHERS

_____	_____	Hrs.
_____	_____	Hrs.
_____	_____	Hrs.
_____	_____	Hrs.
_____	_____	Hrs.
_____	_____	Hrs.
_____	_____	Hrs.

Cogburn Bros. Electric, Inc.

Supervisory	1	Men	10	Hrs.
Skilled	5	Men	10	Hrs.
Unskilled		Men		Hrs.
1-P/U Truck			10	Hrs.
1-Track Hoe			10	Hrs.
Misc. Tools			10	Hrs.

Service Painting of Florida, Inc.

Supervisory			Hrs.
Skilled	2	8	Hrs.
Unskilled			Hrs.
1-P/U Truck		8	Hrs.
Misc. Tools		8	Hrs.

G.E. Team

Supervisory			Hrs.
Skilled	1	10	Hrs.
Unskilled			Hrs.
Misc. Tools		10	Hrs.

WORK IN PROGRESS THIS DATE

Westra: Coordination and supervision of project; erection of formwork for sidewalks and placement of eight (8) cubic yards and erection of formwork for entrance sign at new access road; placement of crushed concrete road base material for site access road on west side of Reject Pond; removal of sludge inside of existing sludge Holding Tanks and removal of existing equipment that has been identified by Manatee County as to be saved and turned over to County; installation of new Leachate under drain collection system at west side of Landfill that runs north to side and connection to existing manhole at north end of run; installation of aluminum handrail at Sludge Holding Tanks area; installation of support brackets for aluminum checker plate at flow Splitter Box; installation of stiffener plates on aluminum checker plates at Headworks structure modification; construction of invert in new sanitary sewer manholes; corrected items identified during walk-thru inspection of Equalization Tank interior.

Cogburn: Working with G. E. Team on relocating instrumentation at Main control Building and installation of instrumentation throughout project site; re-installation of electrical system for overhead at Headworks structure.

Service Painting: Painting RAS and WAS piping at pumps at RAS/WAS Pumping Station; painting new piping at Headworks structure modification.

G. E. Team: Continue working on relocation of chart records from existing main control console to new one at Main control Building and working on control system to gravity belt thickener.

REMARKS, OVERALL PROGRESS, INSTRUCTIONS TO CONTRACTOR, ETC.

(Use back of sheet for sketches, additional remarks, etc.)

Note 1: Personnel from Florida DEP and Manatee County Environmental Department were on site to conduct inspection of aboveground fuel storage tanks. The following item need to be corrected; add anti-siphon valve on both 2-inch suction piping on top of tank with a shut off valve prior to anti-siphon valve. The following are requirement for removal of existing underground fuel storage tanks; contractor must be PSSSC license, 30 day notice must be given to DEP to coordination to be on site during removal operation and an environmental assessment must be done by a license environmental engineer.

Note 2: PSI was on to conduct density tests on road base material for roadway on west side of new Reject Pond. A total of three (3) tests were taken with all obtaining passing results of 98% plus.

Note 3: Walk-thru inspection was conducted today on interior of Equalization Tank; see attached sign-in for attendees and minutes for item that needs to be corrected.

NOTE: This form is not to be used for cost records

CC: Manatee County


Signature: Joe Resendes
Title: Project Inspector

SOUTHEAST REGIONAL WASTEWATER TREATMENT PLANT EXPANSION

Manatee County, Florida
County Bid No. 99-2691-DC
M&C Project No. 01024.0008

Date: Thursday December 20, 2001 Time: 10:30 AM
Location: Southeast Regional Wastewater Treatment Plant Expansion
Purpose: Walk-Thru Inspection of Equalization Tank Interior

	<u>Name (Please Print)</u>	<u>Title</u>	<u>Representing</u>	<u>Phone No.</u>
1.	DARREL YOUNG	MAINT. SUPER	MANATEE CO.	941-748-4978
2.	Wayne Santay	MAINT. SUPER	Manatee Co.	941-792-8789
3.	Bill Kerns	JOINT	MANATEE	941-720-3964
4.	Bill Paulks	Supt MAINT	Manatee Co	941-792-8789
5.	Norman Scally	Project Eng.	McKim & Creed	727-442-7191
6.	JOE ABERNETHY	MANATEE + CREED	MANATEE	
7.				
8.				
9.				
10.				
11.				
12.				
13.				
14.				
15.				
16.				
17.				
18.				

See attached remarks for discussion and comments
cc: All Attendees

**EQUALIZATION TANK (INTERIOR) WALK-THRU INSPECTION MINUTES
SOUTHEAST REGIONAL WASTEWATER TREATMENT PLANT EXPANSION**

**Manatee County
Contract No. 99-2691-DC
December 20, 2001**

1. Walk-thru inspection was conducted today on interior of Equalization Tank.
2. The following are items that need to be corrected;
 - a. Tighten loose supports on aeration header system.
 - b. Remove anchor bolts in floor that are not being used.
 - c. Patch holes in floor that was used for pressure grouting.
 - d. Provide additional nuts and bolts on aeration header system PVC riser tubes that have only one.
 - e. Pressure epoxy floor in between influent piping and wall that was identified by Bob Puder from The Crom Crop.

**McKIM & CREED****DAILY CONSTRUCTION REPORT**

601 Cleveland Street, Suite 205

Clearwater, FL 33755

Ph. (727) 442-7196

Fx. (727) 461-3827

Received _____
NOTED
Proj Rep _____

Contractor: **Westra Construction Corporation**

Date: **December 19, 2001**

Weather: **Sunny 55°-70°**

Proj. Name: **Southeast Regional WTP Expansion**

Location: **State Road 64 and Lena Rd, Manatee County, Florida**

Project No: **01024.0008**

DELAYS

Weather _____ Hrs.

Other _____ Hrs.

Cause _____

PERSONNEL

Supervisory	1	Men	10	Hrs.
Skilled	25	Men	10-18	Hrs.
Unskilled		Men		Hrs.
1-Road Grader			10	Hrs.
1-Crane			10	Hrs.
2-Bull Dozer			18	Hrs.
1-Water Truck			18	Hrs.

EQUIPMENT

4-P/U Truck	10-18	Hrs.
1-Dewatering Syst	24	Hrs.
Misc. Tools	10-18	Hrs.
1-Roller	18	Hrs.
2-Track Hoe	18	Hrs.
2-F/E Loader	18	Hrs.
1-Fork Lift	10	Hrs.
1-Back Hoe	10	Hrs.

OTHERS

_____	_____	Hrs.
_____	_____	Hrs.
_____	_____	Hrs.
_____	_____	Hrs.
_____	_____	Hrs.
_____	_____	Hrs.
_____	_____	Hrs.

Cogburn Bros. Electric, Inc.

Supervisory	1	Men	10	Hrs.
Skilled	5	Men	10	Hrs.
Unskilled		Men		Hrs.
1-P/U Truck			10	Hrs.
1-Track Hoe			10	Hrs.
Misc. Tools			10	Hrs.

Service Painting of Florida, Inc.

Supervisory			Hrs.
Skilled	1	8	Hrs.
Unskilled			Hrs.
1-P/U Truck		8	Hrs.
Misc. Tools		8	Hrs.
			Hrs.
			Hrs.

G.E. Team

Supervisory			Hrs.
Skilled	1	10	Hrs.
Unskilled			Hrs.
Misc. Tools		10	Hrs.
			Hrs.
			Hrs.
			Hrs.

WORK IN PROGRESS THIS DATE

Westra: Coordination and supervision of project; erection of formwork for sidewalks; placement of crushed concrete road base material for site access road on west side of Reject Pond; removal of sludge inside of existing sludge Holding Tanks and removal of existing equipment that has been identified by Manatee County as to be saved and turned over to County; installation of new Leachate under drain collection system at west side of Landfill that runs north to side, contractor worked after hours to make roadway crossing on east side of scale house; replaced damaged boots on fuel containment piping; installation of aluminum handrail at Sludge Holding Tanks area.

Cogburn: Working with G. E. Team on relocating instrumentation at Main control Building and installation of instrumentation throughout project site

Service Painting: Touch-up coal tar epoxy on D.I. piping inside of Equalization Tank; painting new piping at Headworks structure modification; painting pipe header system at flow Splitter Box

G. E. Team: Continue working on relocation of chart records from existing main control console to new one at Main control Building.

REMARKS, OVERALL PROGRESS, INSTRUCTIONS TO CONTRACTOR, ETC.


(Use back of sheet for sketches, additional remarks, etc.)

Note 1: Technician from Jacobs Air water System was on site today to conduct equipment training of Odor Control System, Aeration Blowers and Fine & Course Bubble Aeration System. See attached sign-in for attendees from Manatee County.

Note 2: Personnel from Manatee County Environmental Management Department, Tim Hochuli, Bill Parks were on site to review installation of above ground fuel storage tanks and removal of existing underground tanks. The following is addition requirements for above ground tanks; provide detail of overfill prevention valve (Westra provided detail), provide anti-siphon valves on both suction line on top of tanks, provide diesel decal on remote fill boxes. The following are requirement for removal of existing underground; contractor must be license by county and state for removal of fuel storage tanks, environmental assesement must be been done by a license engineer.

Note 3: PSI was on site tonight from 8:00 pm to 11:00 PM to conduct density tests on pipe trench backfill at landfill roadway pipe crossing on east of scale house. A total of six (6) tests were taken with all obtaining passing results of 98% plus.

NOTE: This form is not to be used for cost records


Signature: Joe Resendes
Title: Project Inspector

CC: Manatee County

**SOUTHEAST REGIONAL WASTEWATER
TREATMENT PLANT EXPANSION
Manatee County, Florida
County Bid No. 99-2691-DC
M&C Project No. 01024.0008**

EQUIPMENT TRAINING

Date: 12.19.01 Start Time: _____ End Time: _____

Equipment/System: DOOR CONTROL SYSTEM

Manufacture/Supplier: METRO / Dumas Inc Instructor: Brent Cooper
Jacobs Air Water Systems

<u>Name (Please Print)</u>	<u>Title</u>	<u>Representing</u>
1. <u>DARRELL YOUNG</u>	<u>MAINT SUPER</u>	<u>MANATEE CO.</u>
2. <u>ALAN STEWART</u>	<u>MAINT TECH</u>	<u>MANATEE CO.</u>
3. <u>JEFF ANSBRO</u>	<u>OPEN III</u>	<u>Manatee Co</u>
4. <u>ARLY WHIDDEN</u>	<u>OPI</u>	<u>Manatee Co.</u>
5. <u>PAUL FULFORD</u>	<u>OP TRAINEE</u>	<u>MANATEE CO</u>
6. _____	_____	_____
7. _____	_____	_____
8. _____	_____	_____
9. _____	_____	_____
10. _____	_____	_____
11. _____	_____	_____
12. _____	_____	_____
13. _____	_____	_____
14. _____	_____	_____
15. _____	_____	_____

**SOUTHEAST REGIONAL WASTEWATER
TREATMENT PLANT EXPANSION
Manatee County, Florida
County Bld No. 99-2691-DC
M&C Project No. 01024.0008**

EQUIPMENT TRAINING

Date: DEC. 19, 2001 Start Time: _____ End Time: _____

Equipment/System: FINE & COARSE BUBBLE AERATION SYSTEM

Manufacture/Supplier: WILFLEY-WEBER Instructor: Brent Cooper
JACOBS AIR WATER SYSTEM

<u>Name (Please Print)</u>	<u>Title</u>	<u>Representing</u>
1. <u>JEFF ANSILLO</u>	<u>OP III</u>	<u>MANATEE County</u>
2. <u>Andy Whidden</u>	<u>OP I</u>	<u>Manatee County</u>
3. <u>Alan Stewart</u>	<u>MAINT. TECH</u>	<u>Manatee County</u>
4. <u>DAVID CLARK</u>	<u>MAINT. SUPER</u>	<u>MANATEE Co.</u>
5. <u>PAUL FULFORD</u>	<u>OPER. TRAINEE</u>	<u>MANATEE Co</u>
6. _____	_____	_____
7. _____	_____	_____
8. _____	_____	_____
9. _____	_____	_____
10. _____	_____	_____
11. _____	_____	_____
12. _____	_____	_____
13. _____	_____	_____
14. _____	_____	_____
15. _____	_____	_____

**SOUTHEAST REGIONAL WASTEWATER
TREATMENT PLANT EXPANSION**
Manatee County, Florida
County Bld No. 99-2691-DC
M&C Project No. 01024.0008

EQUIPMENT TRAINING

Date: 12.19.00 Start Time: _____ End Time: _____

Equipment/System: AERATION BLOWERS

Manufacture/Supplier: HOFFMAN AIR FILTRATION SYSTEM Instructor: Brent Cooper
Jacobs Air Water Systems

	<u>Name (Please Print)</u>	<u>Title</u>	<u>Representing</u>
1.	JEFF ANSILLO	OPER III	Manatee County
2.	Andy Whidden	OP I	Manatee County
3.	Alan Stewart	MAN. TECH	Manatee County
4.	DAVID YOUNG	PLANT SUPER	MANATEE CO
5.	PAUL FULFORD	OPER TRAINEE	MANATEE CO.
6.			
7.			
8.			
9.			
10.			
11.			
12.			
13.			
14.			
15.			



601 Cleveland Street, Suite 205

Clearwater, FL 33755

Ph. (727) 442-7196

Fx. (727) 461-3827

Received	_____
NOTED	_____
Proj Rep	_____
_____	_____
_____	_____

Contractor: **Westra Construction Corporation**

Date: **December 18, 2001**

Weather: **Sunny 60°-75°**

Proj. Name: **Southeast Regional WTP Expansion**

Location: **State Road 64 and Lena Rd, Manatee County, Florida**

Project No: **01024.0008**

DELAYS

Weather _____ Hrs.

Other _____ Hrs.

Cause _____

PERSONNEL

Supervisory	1	Men	10	Hrs.
Skilled	25	Men	10	Hrs.
Unskilled		Men		Hrs.
<hr/>				
1-Road Grader			10	Hrs.
1-Crane			10	Hrs.
1-Bull Dozer			10	Hrs.
1-Water Truck			10	Hrs.

EQUIPMENT

4-P/U Truck	10	Hrs.
1-Dewatering Syst	24	Hrs.
Misc. Tools	10	Hrs.
1-Roller	10	Hrs.
2-Track Hoe	10	Hrs.
2-F/E Loader	10	Hrs.
1-Fork Lift	10	Hrs.
1-Back Hoe	10	Hrs.

OTHERS

_____	_____	Hrs.
_____	_____	Hrs.
_____	_____	Hrs.
_____	_____	Hrs.
_____	_____	Hrs.
_____	_____	Hrs.
_____	_____	Hrs.

Cogburn Bros. Electric, Inc.

Supervisory	1	Men	10	Hrs.
Skilled	5	Men	10	Hrs.
Unskilled		Men		Hrs.
<hr/>				
1-P/U Truck			10	Hrs.
1-Track Hoe			10	Hrs.
Misc. Tools			10	Hrs.
<hr/>				

Service Painting of Florida, Inc.

Supervisory			Hrs.
Skilled			Hrs.
Unskilled			Hrs.
<hr/>			
1-P/U Truck	0		Hrs.
Misc. Tools	0		Hrs.
<hr/>			

G.E. Team

Supervisory			Hrs.
Skilled	1	10	Hrs.
Unskilled			Hrs.
<hr/>			
Misc. Tools		10	Hrs.
<hr/>			

WORK IN PROGRESS THIS DATE

Westra: Coordination and supervision of project; erection of formwork for sidewalks throughout project site; placement of crushed concrete road base material on west side of project site access road; removal of sludge and removal of existing equipment that has been identified by Manatee County as to be saved; installation of new Leachate under drain collection system at west side of Landfill that runs north to side; working with Parkson Corp. technician doing installation and start-up inspection of bar screen and conveyor system; applied asphalt seal on road base material for access road at west end of project site.

Cogburn: Working with G. E. Team technician on relocating of records at Main Control Building to new control console; disconnection of sludge feed motors, lighting, controls at existing Sludge Holding Tanks; installation of conduct raceway system, pulled wiring and termination of wiring for relocated existing overhead door at Headworks structure; working inside of Main Electrical Building installation of instrumentation wiring for various equipment.

G. E. Team: Continue working on relocating of chart records from existing main control console to new one at Main Control Building.

REMARKS, OVERALL PROGRESS, INSTRUCTIONS TO CONTRACTOR, ETC.

(Use back of sheet for sketches, additional remarks, etc.)

Note 1: Technician from Parkson Corp was on site today conducting installation and start-up inspection of bar screen and conveyor system at Headworks structure.

Note 2: PSI was on site today to conduct density testing on road base material for access road west end of project site. A total of three (3) test were taken with all obtaining passing results of 98% plus.

NOTE: This form is not to be used for cost records


Signature: Joe Resendes
Title: Project Inspector

CC: Manatee County

**McKIM & CREED****DAILY CONSTRUCTION REPORT**

601 Cleveland Street, Suite 205

Clearwater, FL 33755

Ph. (727) 442-7196

Fx. (727) 461-3827

Received	NOTED
	Proj Rep

Contractor: **Westra Construction Corporation**

Date: **December 17, 2001**

Weather: **Sunny 70°-85°**

Proj. Name: **Southeast Regional WTP Expansion**

Location: **State Road 64 and Lena Rd, Manatee County, Florida**

Project No: **01024.0008**

DELAYS

Weather _____ Hrs.

Other _____ Hrs.

Cause _____

PERSONNEL

Supervisory	1	Men	10	Hrs.
Skilled	25	Men	10	Hrs.
Unskilled		Men		Hrs.
1-Road Grader			10	Hrs.
1-Crane			10	Hrs.
1-Bull Dozer			10	Hrs.
1-Water Truck			10	Hrs.

EQUIPMENT

4-P/U Truck	10	Hrs.
1-Dewatering Syst	24	Hrs.
Misc. Tools	10	Hrs.
1-Roller	10	Hrs.
2-Track Hoe	10	Hrs.
2-F/E Loader	10	Hrs.
1-Fork Lift	10	Hrs.
1-Back Hoe	10	Hrs.

OTHERS

		Hrs.
		Hrs.
		Hrs.
		Hrs.
		Hrs.
		Hrs.
		Hrs.
		Hrs.

Cogburn Bros. Electric, Inc.

Supervisory	1	Men	8	Hrs.
Skilled	5	Men	10	Hrs.
Unskilled		Men		Hrs.
1-P/U Truck			10	Hrs.
1-Track Hoe			10	Hrs.
Misc. Tools			10	Hrs.

Service Painting of Florida, Inc.

Supervisory		Hrs.
Skilled		Hrs.
Unskilled		Hrs.
1-P/U Truck	0	Hrs.
Misc. Tools	0	Hrs.
		Hrs.
		Hrs.

G.E. Team

Supervisory		Hrs.
Skilled	1	8
Unskilled		Hrs.
Misc. Tools		8
		Hrs.
		Hrs.
		Hrs.

WORK IN PROGRESS THIS DATE

Westra: Coordination and supervision of project; continue installation of existing overhead door at Headworks structure that was relocated to new area of modification; erection of formwork and poured and finished 10 cubic yards of concrete for sidewalk; placement of crushed concrete road base material on west side of project site access road; removal of sludge and removal of existing equipment that has been identified by Manatee County as to be saved and turned over to county; installation of new Leachate under drain collection system at west side of Landfill that runs north to side; installation of high level float in new channel at Headworks structure; installation of grating at new Filter structure.

Cogburn: Working with G. E. Team on relocating instrumentation at Main control Building; installation of light switches, outlets, emergency lighting inside of new building throughout project site.

G. E. Team: Started working on relocating existing instrumentation from existing main control console to new one.

REMARKS, OVERALL PROGRESS, INSTRUCTIONS TO CONTRACTOR, ETC.

(Use back of sheet for sketches, additional remarks, etc.)

Note 1: Walk-Thru inspection was conducted today on modification to existing Headworks structure (submerged channel area only). See minutes of walk-thru for comments and attendees.

Note 2: Technician from Air Centers of Florida was on site today to repair west air compressor inside of Filter Blower Building. Control circuit coil was defected, new one installed and system was put back into service.

NOTE: This form is not to be used for cost records


Signature: Joe Resendes
Title: Project Inspector

CC: Manatee County

SOUTHEAST REGIONAL WASTEWATER TREATMENT PLANT EXPANSION

Manatee County, Florida
County Bid No. 99-2691-DC
M&C Project No. 01024.0008

Date: Monday December 17, 2001 Time: _____
 Location: Southeast Regional Wastewater Treatment Plant Expansion
 Purpose: Walk-Thru Inspection of Modification to Existing Headworks Structure
(submerged channel area only)

Name (Please Print)	Title	Representing	Phone No.
1. JOE L. BESENDES	PROJECT DIRECTOR	M&C	941-747-7490
2. Dalton W. Coetz	Chief of	Manatee Co.	941-748-4578
3. DARYEL Young	MAINT SUPER	MANATEE CO	941-748-4978
4. Bill Reams	SUPV	WESTRA	941-747-08
5. Bill Parks	Supt	Manatee Co	941-792-878
6.			
7.			
8.			
9.			
10.			
11.			
12.			
13.			
14.			
15.			
16.			
17.			
18.			

See attached remarks for discussion and comments
 cc: All Attendees

**WALK-THRU INSPECTION OF MODIFICATION TO EXISTING HEADWORKS
STRUCTURE (SUBMERGED CHANNEL AREA ONLY)
INSPECTION MINUTES
SOUTHEAST REGIONAL WASTEWATER TREATMENT PLANT EXPANSION
Manatee County
Contract No. 99-2691-DC
December 17, 2001**

1. Walk-thru inspection was conducted today of modification to existing Headworks structure (submerged channel area only).
2. The following is items that need to be corrected;

None

**McKIM & CREED****DAILY CONSTRUCTION REPORT**

601 Cleveland Street, Suite 205

Clearwater, FL 33755

Ph. (727) 442-7196

Fx. (727) 461-3827

Received _____
NOTED _____
Proj Rep _____

Contractor: **Westra Construction Corporation**

Date: **December 14, 2001**

Weather: **Sunny 70°-85°**

Proj. Name: **Southeast Regional WTP Expansion**

Location: **State Road 64 and Lena Rd, Manatee County, Florida**

Project No: **01024.0008**

DELAYS

Weather _____ Hrs.

Other _____ Hrs.

Cause _____

PERSONNEL

Supervisory	1	Men	8	Hrs.
Skilled	24	Men	8	Hrs.
Unskilled		Men		Hrs.
1-Road Grader			8	Hrs.
1-Crane			8	Hrs.
1-Bull Dozer			8	Hrs.
1-Dump Trucks			0	Hrs.

EQUIPMENT

4-P/U Truck	8	Hrs.
1-Dewatering Syst	24	Hrs.
Misc. Tools	8	Hrs.
1-Roller	8	Hrs.
2-Track Hoe	8	Hrs.
2-F/E Loader	8	Hrs.
1-Fork Lift	8	Hrs.
1-Back Hoe	8	Hrs.

OTHERS

		Hrs.
		Hrs.
		Hrs.
		Hrs.
		Hrs.
		Hrs.
		Hrs.
		Hrs.

Cogburn Bros. Electric, Inc.

Supervisory	1	Men	8	Hrs.
Skilled	2	Men	8	Hrs.
Unskilled		Men		Hrs.
1-P/U Truck			8	Hrs.
1-Track Hoe			8	Hrs.
Misc. Tools			8	Hrs.

Service Painting of Florida, Inc.

Supervisory		Hrs.
Skilled		Hrs.
Unskilled		Hrs.
1-P/U Truck	0	Hrs.
Misc. Tools	0	Hrs.
		Hrs.
		Hrs.

Supervisory		Hrs.
Skilled		Hrs.
Unskilled		Hrs.
		Hrs.
		Hrs.
		Hrs.
		Hrs.

WORK IN PROGRESS THIS DATE

Westra: Coordination and supervision of project; erection of formwork for sidewalks, doors entrance slabs at buildings and poured and finished eight (8) cubic yards of concrete; installation of crushed concrete road base material for new plant access roadway; installation of under drain Leachate Collection System on east side of landfill from south to north; cleaned interior of Equalization Tank; removal of sludge and cleaning interior of existing south Sludge Holding Tank in preparation for demolition and started removal of exiting equipment that County has identified to be saved; reinstallation of overhead door at Headworks structure that was removed during modifications.

Cogburn: Removal of existing electrical wiring from underground conduit raceway system that has been abandoned.

REMARKS, OVERALL PROGRESS, INSTRUCTIONS TO CONTRACTOR, ETC.

(Use back of sheet for sketches, additional remarks, etc.)

NOTE: This form is not to be used for cost records

Signature: 
Title: Project Inspector

CC: Manatee County

**McKIM & CREED****DAILY CONSTRUCTION REPORT**

601 Cleveland Street, Suite 205

Clearwater, FL 33755

Ph. (727) 442-7196

Fx. (727) 461-3827

Received _____
NOTED _____
Proj Rep _____

Contractor: **Westra Construction Corporation**

Date: **December 13, 2001**

Weather: **Sunny 70°-85°**

Proj. Name: **Southeast Regional WTP Expansion**

Location: **State Road 64 and Lena Rd, Manatee County, Florida**

Project No: **01024.0008**

DELAYS

Weather _____ Hrs.

Other _____ Hrs.

Cause _____

PERSONNEL**EQUIPMENT****OTHERS**

Supervisory	1	Men	10	Hrs.	4-P/U Truck	10	Hrs.			Hrs.
Skilled	24	Men	10	Hrs.	1-Dewatering Syst	24	Hrs.			Hrs.
Unskilled		Men		Hrs.	Misc. Tools	10	Hrs.			Hrs.
				Hrs.	1-Roller	10	Hrs.			Hrs.
1-Road Grader			10	Hrs.	2-Track Hoe	10	Hrs.			Hrs.
1-Crane			10	Hrs.	2-F/E Loader	10	Hrs.			Hrs.
1-Bull Dozer			10	Hrs.	1-Fork Lift	10	Hrs.			Hrs.
1-Dump Trucks			0	Hrs.	1-Back Hoe	10	Hrs.			Hrs.

Cogburn Bros. Electric, Inc.**Service Painting of Florida, Inc.**

Supervisory	1	Men	10	Hrs.	Supervisory			Hrs.	Supervisory			Hrs.
Skilled	5	Men	10	Hrs.	Skilled	1	8	Hrs.	Skilled			Hrs.
Unskilled		Men		Hrs.	Unskilled			Hrs.	Unskilled			Hrs.
1-P/U Truck			10	Hrs.	1-P/U Truck		0	Hrs.				Hrs.
1-Track Hoe			10	Hrs.	Misc. Tools		8	Hrs.				Hrs.
Misc. Tools			10	Hrs.				Hrs.				Hrs.
				Hrs.				Hrs.				Hrs.

WORK IN PROGRESS THIS DATE

Westra: Coordination and supervision of project; erection of formwork for sidewalks and doors entrance slabs at buildings; installation of crushed concrete road base material for new plant access roadway and application of asphalt sealer; completed reinstallation and modification of grating at east end of existing Filters No. 1 & 2; continue installation of fiberglass grating and aluminum handrail at elevated walkway around gravity belt thickener, stairs and elevated walkway between Sludge Holding Tanks; installation of under drain Leachate Collection System on east side of landfill from south to north; completed working on modification to weirs on existing C.C.C. No. 1 & 2; reinstallation of PVC aeration and DI piping inside of Equalization Tank; installation of fiberglass grating at east end of new Filters; removal of sludge and cleaning interior of existing south Sludge Holding Tank in preparation for demolition and started removal of exiting equipment that County has identified to be saved.

Cogburn: Pulling and termination of new wiring and control to existing Basin No. 1 mechanical aerators and mixers; termination of instrumentation wiring throughout project site; working inside of Building installing emergency lighting and trim plates.

Service Painting: Painting above ground piping at Sludge Holding Tanks.

REMARKS, OVERALL PROGRESS, INSTRUCTIONS TO CONTRACTOR, ETC.

(Use back of sheet for sketches, additional remarks, etc.)

Note 1: Technician from Askbrook Corporation continues working on installation and start-up inspection and adjustment of gravity belt thickener.

Note 2: Technician from GE Team continues working on installation and start-up of instrumentation and SCADA system.

Note 3: U.S. Filter representative was on site to conduct installation, start-up inspection and equipment training of Polymer System at Sludge Holding Tanks. (see attach start-up report and sign-in training attendees).

Note 4: Moyno Pump representative was on site to conduct equipment training on thickened sludge pumps at Sludge Holding Tanks. (see attached sign-in for attendees).

Note 5: A walk-thru inspection was conducted of existing Filters No. 1 & 2 modification to weirs. (see sign-in for attendees and minutes of meeting)

Note 6: Undersign was not on site today.

NOTE: This form is not to be used for cost records

CC: Manatee County


Signature: Joe Resendes
Title: Project Inspector

**MANUFACTURER'S CERTIFICATE
OF
PROPER INSTALLATION and OPERATION**

Owner Mannatee Co. Utilities Eqpt/System US Filter Stranco Poly Blend
Eqpt Tag No. _____ Eqpt Serial No. 19863 and 19866
Project No. S.E. Reg. WWT P Exp. Spec. Section _____
Contractor Weston Construction

I hereby certify that the above-referenced equipment/system has been:

- ☒ Installed in accordance with Manufacturer's recommendations.
- ☒ Inspected, checked and adjusted.
- ☒ Electrical and mechanical connections meet quality and safety standards.
- ☒ All applicable safety equipment has been properly installed.
- ☒ System has been performance tested, and meets or exceeds specified performance requirements. (When complete system of one manufacturer)
- ☒ System is ready for plant start-up and/or operation except as noted below.


Comments: Spare parts accounted for - WAT

I, the undersigned Manufacturer's Representative, hereby certify that I am (1) a duly authorized representative of the manufacturer, (2) empowered by the manufacturer to inspect, approve, and operate his equipment and (3) am authorized to make recommendations required to assure that the equipment furnished by the manufacturer is complete and operational, except as may be otherwise indicated herein. I further certify that all information contained herein is true and accurate.

Dated this 13th of December 2001.

Manufacturer: U S FILTER/STRANCO PRODUCTS, INC., BRADLEY, ILLINOIS, 60915.

BY Manufacturer's Authorized Representative: BEN MORGAN ASSOCIATES
122 MARINA DEL REY COURT
CLEARWATER, FL 33767
727/593-0224


BEN W. MORGAN
(Authorized Signature)



Stranco Products
P.O. Box 389
595 Industrial Drive
Bradley, IL 60915
815-932-8154 / 800-882-6466

POLYBLEND SYSTEM WARRANTY REGISTRATION AND FACILITY REPORT

To be filled out by
authorized start-up
technician

PolyBlend System Model # M2400 D400

Serial # 14866

USFilter Stranco Products Order Number _____

Facility - Formal & Complete Name & Address		PolyBlend Distributor/Agent	
<u>Manatee County S.E. Regional WWTP</u> <u>3331 Lexa Road</u> <u>Bradenton, FL 34202</u>		<u>Ben Morgan Associates</u> <u>122 Marina Del Rey Ct.</u> <u>Clearwater, FL 33767</u>	
Facility Contacts (Contact must be end user, not contractor)		Start-up Technician	
1. <u>Jeff Blosser</u>	Title <u>Act. Mgr.</u>	<u>Ben Morgan</u>	
Phone <u>941/748-4978</u>	Fax <u>941/714-7180</u>	Phone <u>727/593-0224</u>	
Email _____		Fax <u>727/596-5922</u>	
2. <u>Dalton Cook</u>	Title <u>Op</u>	Start-up Date <u>12-13-01</u>	
Phone <u>SAME</u>	Fax <u>SAME</u>	Reg. Mgr. <u>D 7</u>	
Email _____			

APPLICATION

See inside flap of this tablet for code(s) to fill in the Industry/Application. Please list at least one for each.

Market (check one) ☐ Industrial ☒ Municipal Industry code(s) 02 Application code(s) 64

Location of System: ☐ Indoor ☒ Outdoor ☐ Heated ☐ Unheated ☐ Onsite ☐ Remote

New Installation/Replacement of Equipment NEW Product Replaced _____

Equipment Manufacturer	Equipment Manufacturer
Centrifuge _____	Gravity Belt Thickener <u>Asb Ltr</u>
Belt Press _____	Plate _____
Drying Bed _____	Frame _____
Clarifier _____	Other _____
DAF _____	

TYPE OF POLYMER

(Start-up not valid unless system has run with polymer)

☒ Emulsion ☐ Solution ☐ Dry ☐ Cationic ☐ Anionic ☐ Nonionic

Polymer Manufacturer Ciba Product # Zetay 7879

Make-up Water: Potable _____ Process _____ Other Reuse

*Warranty reduced to 90 days if non-potable water is used.

Start-up Remarks: Installation OK. System performs to factory specifications. Operating initially at 50% strength, 30 ppm. C-gpm solution water.

ALL INFORMATION MUST BE COMPLETED FOR START-UP TO BE VALID
INCOMPLETE FORM MAY DELAY COMMISSION

Signature - Start-up Technician

Date

Signature - Owner's Representative

Date



Stranco Products
P.O. Box 389
595 Industrial Drive
Bradley, IL 60915
815-932-8154 / 800-882-6466

POLYBLEND SYSTEM WARRANTY REGISTRATION AND FACILITY REPORT

To be filled out by
authorized start-up
technician

PolyBlend System Model # M7400-D4AA

USFilter Stranco Products Order Number _____

Serial # 19863

Facility - Formal & Complete Name & Address		PolyBlend Distributor/Agent	
<u>Manatee County S.E. Regional WWT</u> <u>3331 Lema Road</u> <u>Bradenton, FL 34207</u>		<u>Ben Morgan Associate</u> <u>122 Marina Del Rey Pt</u> <u>Clearwater, FL 33767</u>	
Facility Contacts (Contact must be end user, not contractor)		Start-up Technician <u>Ben Morgan</u>	
1. <u>Jeff Blosser</u>	Title <u>Asst. Mgr.</u>	Phone <u>727/593-0324</u>	
Phone <u>941/748-4478</u>	Fax <u>941/714-7180</u>	Fax <u>727/596-5922</u>	
Email _____		Start-up Date <u>12-13-01</u>	
2. <u>Dalton Cook</u>	Title <u>Ch. Op</u>	Reg. Mgr. <u>D. F.</u>	
Phone <u>same</u>	Fax <u>same</u>		
Email _____			

APPLICATION

See inside flap of this tablet for code(s) to fill in the Industry/Application. Please list at least one for each.

Market (check one) ☐ Industrial ☒ Municipal Industry code(s) 02 Application code(s) 64

Location of System: ☐ Indoor ☒ Outdoor ☐ Heated ☐ Unheated ☐ Onsite ☐ Remote

New Installation/Replacement of Equipment New Product Replaced _____

Equipment Manufacturer	Equipment Manufacturer
Centrifuge _____	Gravity Belt Thickener <u>Cashbrook</u>
Belt Press _____	Plate _____
Drying Bed _____	Frame _____
Clarifier _____	Other _____
DAF _____	

TYPE OF POLYMER

(Start-up not valid unless system has run with polymer)

☒ Emulsion ☐ Solution ☐ Dry ☒ Cationic ☐ Anionic ☐ Nonionic

Polymer Manufacturer Cebu Product # Zetac 7879

Make-up Water: * Potable _____ Process _____ Other Re-use

*Warranty reduced to 90 days if non-potable water is used.

Start-up Remarks: Installation OK. Operation system at 50% Strab.
28-37 spm for adequate sludge thickening. System operated
within factory specifications. Completed Operator Training

ALL INFORMATION MUST BE COMPLETED FOR START-UP TO BE VALID
INCOMPLETE FORM MAY DELAY COMMISSION

Ben Morgan 12-13-01 Jeff Blosser 12-13-01
Signature - Start-up Technician Date Signature - Owner's Representative Date

**SOUTHEAST REGIONAL WASTEWATER
TREATMENT PLANT EXPANSION
Manatee County, Florida
County Bid No. 99-2691-DC
M&C Project No. 01024.0008**

EQUIPMENT TRAINING

Date: 12-13-01 Start Time: 11:00 AM End Time: _____

Equipment/System: Stranco PolyBlend polymer feeder

Manufacture/Supplier: US Filter Stranco Instructor: Ben Morgan

	<u>Name (Please Print)</u>	<u>Title</u>	<u>Representing</u>
1.	<u>Thomas Hansen</u>	<u>TECH</u>	<u>SERTIP</u>
2.	<u>Jeff Blosser</u>	<u>WW OP III</u>	<u>SERTIP</u>
3.	<u>Alan Stewart</u>	<u>Tech</u>	<u>Manatee County</u>
4.	<u>Ted La Fountain</u>	<u>OPER</u>	<u>"</u>
5.	_____	_____	_____
6.	_____	_____	_____
7.	_____	_____	_____
8.	_____	_____	_____
9.	_____	_____	_____
10.	_____	_____	_____
11.	_____	_____	_____
12.	_____	_____	_____
13.	_____	_____	_____
14.	_____	_____	_____
15.	_____	_____	_____

**SOUTHEAST REGIONAL WASTEWATER
TREATMENT PLANT EXPANSION
Manatee County, Florida
County Bld No. 99-2691-DC
M&C Project No. 01024.0008**

EQUIPMENT TRAINING

Date: 12-13-01 Start Time: 07:00 End Time: _____

Equipment/System: Moyco 2000 Pump 153561-02-50X

Manufacture/Supplier: Moyco Ind. Prod. Instructor: Joe Ottor
MANATEE CO. JORDON

<u>Name (Please Print)</u>	<u>Title</u>	<u>Representing</u>
1. <u>Thomas Titeisen</u>	<u>Tech</u>	<u>SERTP</u>
2. <u>Alan Stewart</u>	<u>Tech</u>	<u>manatee county</u>
3. <u>Ted La Fountain</u>	<u>OPERATION</u>	<u>"</u>
4. <u>Jeff Blosser</u>	<u>Manager III</u>	<u>SERTP</u>
5. _____	_____	_____
6. _____	_____	_____
7. _____	_____	_____
8. _____	_____	_____
9. _____	_____	_____
10. _____	_____	_____
11. _____	_____	_____
12. _____	_____	_____
13. _____	_____	_____
14. _____	_____	_____
15. _____	_____	_____

**McKIM & CREED****DAILY CONSTRUCTION REPORT**

601 Cleveland Street, Suite 205

Clearwater, FL 33755

Ph. (727) 442-7196

Fx. (727) 461-3827

Received	_____
NOTED	_____
Proj Rep	_____
_____	_____
_____	_____

Contractor: **Westra Construction Corporation**

Date: **December 12, 2001**

Weather: **Mostly Sunny 70°-85°**

Proj. Name: **Southeast Regional WTP Expansion**

Location: **State Road 64 and Lena Rd, Manatee County, Florida**

Project No: **01024.0008**

DELAYS

Weather _____ Hrs.

Other _____ Hrs.

Cause _____

PERSONNEL

Supervisory	1	Men	10	Hrs.
Skilled	24	Men	10	Hrs.
Unskilled		Men		Hrs.
1-Road Grader			10	Hrs.
1-Crane			10	Hrs.
1-Bull Dozer			10	Hrs.
1-Dump Trucks			0	Hrs.

EQUIPMENT

4-P/U Truck	10	Hrs.
1-Dewatering Syst	24	Hrs.
Misc. Tools	10	Hrs.
1-Roller	10	Hrs.
2-Track Hoe	10	Hrs.
2-F/E Loader	10	Hrs.
1-Fork Lift	10	Hrs.
1-Back Hoe	10	Hrs.

OTHERS

_____	_____	Hrs.
_____	_____	Hrs.
_____	_____	Hrs.
_____	_____	Hrs.
_____	_____	Hrs.
_____	_____	Hrs.
_____	_____	Hrs.
_____	_____	Hrs.

Cogburn Bros. Electric, Inc.

Supervisory	1	Men	10	Hrs.
Skilled	5	Men	10	Hrs.
Unskilled		Men		Hrs.
1-P/U Truck			10	Hrs.
1-Track Hoe			10	Hrs.
Misc. Tools			10	Hrs.

Service Painting of Florida, Inc.

Supervisory		Hrs.
Skilled	1	8
Unskilled		
1-P/U Truck	0	Hrs.
Misc. Tools	8	Hrs.
		Hrs.
		Hrs.

Supervisory	_____	_____	Hrs.
Skilled	_____	_____	Hrs.
Unskilled	_____	_____	Hrs.
	_____	_____	Hrs.
	_____	_____	Hrs.
	_____	_____	Hrs.
	_____	_____	Hrs.

WORK IN PROGRESS THIS DATE

Westra: Coordination and supervision of project; erection of formwork for sidewalks and doors entrance slabs at buildings, poured and finished eight (8) cubic yard of concrete; installation of crushed concrete road base material for new plant access roadway; reinstallation and modification of grating at east end of existing Filters No. 1 & 2; continue installation of fiberglass grating and aluminum handrail at elevated walkway around gravity belt thickener, stairs and elevated walkway between Sludge Holding Tanks; installation of under drain Leachate Collection System on east side of landfill from south to north; working on modification to weirs on existing C.C.C. No. 1 & 2; reinstallation of PVC aeration and DI piping inside of Equalization Tank; installation of fiberglass grating at east end of new Filters; removal of sludge and cleaning interior of existing south Sludge Holding Tank in preparation for demolition.

Cogburn: Pulling and termination of new wiring and control to existing Basin No. 1 mechanical aerators and mixers; termination of instrumentation wiring throughout project site; working inside of Building installing emergency lighting and trim plates.

Service Painting: Painting fuel piping at main Electrical Building and Sludge Holding Tanks.

**SOUTHEAST REGIONAL WASTEWATER
TREATMENT PLANT EXPANSION
Manatee County, Florida
County Bid No. 99-2691-DC
M&C Project No. 01024.0008**

EQUIPMENT TRAINING

Date: 12-12-01 Start Time: 10:00 AM End Time: 11:45 AM

Equipment/System: AB 2.0M - Ashbrook

Manufacture/Supplier: Ashbrook Instructor: LARRY D. HAYES
Elec. Field Service
Rep

<u>Name (Please Print)</u>	<u>Title</u>	<u>Representing</u>
1. <u>Ted La Fontana</u>	<u>WW III</u>	<u>SERTP</u>
2. <u>Alan Stewart</u>	<u>Tech</u>	<u>SERTP</u>
3. <u>Jeff Blosser</u>	<u>WW III</u>	<u>SERTP</u>
4. <u>Bill Parker</u>	<u>W.W.T.P.</u>	<u>Manatee County</u>
5. <u>Tom Titus</u>	<u>TECH</u>	<u>" "</u>
6. <u>Daryl Young</u>	<u>MAINT - SUPER</u>	<u>MANATEE COUNTY</u>
7. <u>Steve Bunkit</u>	<u>Superintendent</u>	<u>Manatee County</u>
8. _____		
9. _____		
10. _____		
11. _____		
12. _____		
13. _____		
14. _____		
15. _____		

REMARKS, OVERALL PROGRESS, INSTRUCTIONS TO CONTRACTOR, ETC.

(Use back of sheet for sketches, additional remarks, etc.)

Note 1: Technician from Askbrook Corporation was on site today to continue working on installation and start-up inspection of gravity belt thickener; system was operated on manual using sludge from holding tanks. Equipment training was conducted today, see attached sign-in for attendees. Start-up report to be submitted at a later date.


Note 2: Technician from GE Team on site this afternoon to continue working on installation and start-up of instrumentation and SCADA system.

Note 3: PSI was on site today to conduct density testing on crushed concrete road base material for roadway on south and east sides of new Clarifiers. A total of five (5) test were taken with all obtaining passing results of 98% plus.

Visitor: Mike Kistner, Cogburn Bros., Electric, Inc.

NOTE: This form is not to be used for cost records

CC: Manatee County


Signature: Joe Resendes
Title: Project Inspector

**McKIM & CREED****DAILY CONSTRUCTION REPORT**

601 Cleveland Street, Suite 205

Clearwater, FL 33755

Ph. (727) 442-7196

Fx. (727) 461-3827

Received _____
NOTED _____
Proj Rep _____

Contractor: **Westra Construction Corporation**

Date: **December 11, 2001**

Weather: **Mostly Sunny 70°-85°**

Proj. Name: **Southeast Regional WTP Expansion**

Location: **State Road 64 and Lena Rd, Manatee County, Florida**

Project No: **01024.0008**

DELAYS

Weather _____ Hrs.

Other _____ Hrs.

Cause _____

PERSONNEL

Supervisory	1	Men	10	Hrs.
Skilled	24	Men	10	Hrs.
Unskilled		Men		Hrs.
1-Road Grader			10	Hrs.
1-Crane			10	Hrs.
1-Bull Dozer			10	Hrs.
1-Dump Trucks			0	Hrs.

EQUIPMENT

4-P/U Truck	10	Hrs.
1-Dewatering Syst	24	Hrs.
Misc. Tools	10	Hrs.
1-Roller	10	Hrs.
2-Track Hoe	10	Hrs.
2-F/E Loader	10	Hrs.
1-Fork Lift	10	Hrs.
1-Back Hoe	10	Hrs.

OTHERS

_____	_____	Hrs.
_____	_____	Hrs.
_____	_____	Hrs.
_____	_____	Hrs.
_____	_____	Hrs.
_____	_____	Hrs.
_____	_____	Hrs.
_____	_____	Hrs.

Cogburn Bros. Electric, Inc.

Supervisory	1	Men	10	Hrs.
Skilled	5	Men	10	Hrs.
Unskilled		Men		Hrs.
1-P/U Truck			10	Hrs.
1-Track Hoe			10	Hrs.
Misc. Tools			10	Hrs.

Service Painting of Florida, Inc.

Supervisory		Hrs.
Skilled	3	9
Unskilled		
1-P/U Truck		9
Misc. Tools		9

Supervisory		Hrs.
Skilled		Hrs.
Unskilled		Hrs.
		Hrs.
		Hrs.
		Hrs.
		Hrs.

WORK IN PROGRESS THIS DATE

Westra: Coordination and supervision of project; erection of formwork for sidewalk between existing and new Clarifiers and doors entrance slabs at buildings; installation of crushed concrete road base material for new plant access roadway; reinstallation and modification of grating at east end of existing Filters No. 1 & 2; continue installation of fiberglass grating and aluminum handrail at elevated walkway around gravity belt thickener, stairs and elevated walkway between Sludge Holding Tanks; started installation of under drain Leachate Collection System on east side of landfill from south to north; started working on modification to weirs on existing C.C.C. No. 1 & 2.

Cogburn: Pulling and termination of new wiring and control to existing Basin No. 1 mechanical aerators and mixers; termination of instrumentation wiring throughout project site; working inside of Building installing emergency lighting and trim plates.

Service Painting: Painting new piping, valves, and pumps at existing RAS/WAS Pumping Station, fuel piping at Main Electrical Building, piping at Flow Splitter Box and piping at Sludge Holding Tanks.

REMARKS, OVERALL PROGRESS, INSTRUCTIONS TO CONTRACTOR, ETC.

(Use back of sheet for sketches, additional remarks, etc.)

Note 1: Technician from Askbrook Corporation was on today to continue working on installation and start-up inspection of gravity belt thickener; system was operated on manual using sludge from holding tanks.

Note 2: Technician from GE Team on site this afternoon to continue working on installation and start-up of instrumentation and SCADA system.

Note 3: J. Herbert Corporation technician was on site today to conduct training on monorail hoist system at Flow Splitter Box and RAS/WAS Pumping Station, see sign-in for attendees.

Note 4: Moyno Pumps was technicians were on site today to conduct installation and start-up of thickened sludge feed pumps at Sludge Holding Tanks area, start-up report to be submitted at a later date.

NOTE: This form is not to be used for cost records

Signature: 
Title: Project Inspector

CC: Manatee County

**SOUTHEAST REGIONAL WASTEWATER
TREATMENT PLANT EXPANSION
Manatee County, Florida
County Bld No. 99-2691-DC
M&C Project No. 01024.0008**

EQUIPMENT TRAINING

Date: 12-11-01 Start Time: 9:00 End Time: 9:30

Equipment/System: Hoist

Manufacture/Supplier: J. Herbert Corp Instructor: William M'Daniel

	<u>Name (Please Print)</u>	<u>Title</u>	<u>Representing</u>
1.	Alan Stewart	Tech	SERTP
2.	Tom THEISEN	TECH	SERTP
3.	Jeff ANSBRO	OPER III	SERTP
4.	PAUL FULFORD	OPER. TRAINEE	SERTP
5.	DARYEL YOUNG	MAINT. SUPER	SERTP
6.			
7.			
8.			
9.			
10.			
11.			
12.			
13.			
14.			
15.			



1751 South Bermuda Avenue ♦ Kissimmee ♦ Florida 34741
Phone (407) 846-0588 ♦ Fax (407) 846-1066

DATE: 12-11-01

PROJECT NAME: Bradenton S.E. Regional W.W.T.P.
J. HERBERT JOB NO.: 3771

OWNER NAME: same
ADDRESS: _____

On this date, the person(s) listed below have received "Operator's Training" in use of the new overhead crane system(s) that have been installed and load tested.

All people in attendance will need to "PRINT and SIGN" their names. (Attach additional sheets if needed.)

Print Name	Signature
<u>ALAN STEWART</u>	<u>[Signature]</u>
<u>TOM THIESEN</u>	<u>[Signature]</u>
<u>JEFF ANSIZO</u>	<u>[Signature]</u>
<u>PAUL FULFORD</u>	<u>[Signature]</u>
<u>DARIEL YOUNG</u>	<u>[Signature]</u>
_____	_____
_____	_____
_____	_____

J. Herbert Representative: William McDavie

Customer Representative: _____

Owner Representative: _____



601 Cleveland Street, Suite 205

Clearwater, FL 33755

Ph. (727) 442-7196

Fx. (727) 461-3827

DAILY CONSTRUCTION REPORT

Received _____
NOTED
_____ Proj Rep

Contractor: **Westra Construction Corporation**
 Date: **December 10, 2001**
 Weather: **Mostly Sunny 70°-85°**
 Proj. Name: **Southeast Regional WTP Expansion**
 Location: **State Road 64 and Lena Rd, Manatee County, Florida**
 Project No: **01024.0008**

DELAYS

Weather _____ Hrs.
 Other _____ Hrs.
 Cause _____

PERSONNEL

Supervisory	1	Men	10	Hrs.
Skilled	20	Men	10	Hrs.
Unskilled		Men		Hrs.
<hr/>				
1-Road Grader			10	Hrs.
1-Crane			10	Hrs.
1-Bull Dozer			0	Hrs.
1-Dump Trucks			0	Hrs.

EQUIPMENT

4-P/U Truck	10	Hrs.
1-Dewatering Syst	24	Hrs.
Misc. Tools	10	Hrs.
1-Roller	0	Hrs.
2-Track Hoe	0	Hrs.
2-F/E Loader	0	Hrs.
1-Fork Lift	10	Hrs.
1-Back Hoe	10	Hrs.

OTHERS

_____	_____	Hrs.
_____	_____	Hrs.
_____	_____	Hrs.
_____	_____	Hrs.
_____	_____	Hrs.
_____	_____	Hrs.
_____	_____	Hrs.

Cogburn Bros. Electric, Inc.

Supervisory	1	Men	8	Hrs.
Skilled	5	Men	10	Hrs.
Unskilled		Men		Hrs.
<hr/>				
1-P/U Truck			10	Hrs.
1-Track Hoe			10	Hrs.
Misc. Tools			10	Hrs.
<hr/>				

Service Painting of Florida, Inc.

Supervisory			Hrs.
Skilled	3	9	Hrs.
Unskilled			Hrs.
<hr/>			
1-P/U Truck		9	Hrs.
Misc. Tools		9	Hrs.
<hr/>			

Supervisory	_____	_____	Hrs.
Skilled	_____	_____	Hrs.
Unskilled	_____	_____	Hrs.
<hr/>			
_____	_____	_____	Hrs.
_____	_____	_____	Hrs.
_____	_____	_____	Hrs.

WORK IN PROGRESS THIS DATE

Westra: Coordination and supervision of project; erection of formwork and poured ten (10) cubic yards of concrete for sidewalk between existing and new Clarifiers; installation of crushed concrete road base material for new plant access roadway on east side of Equalization tank and Headworks structure; continue working on modification to weirs inside existing Filters No. 1 & 2; corrected air piping for new scum injectors, connections was made into incorrect air piping; continue installation of fiberglass grating and aluminum handrail at elevated walkway around gravity belt thickener, stairs and elevated walkway between Sludge Holding Tanks.

Cogburn: Pulling and termination of new wiring and control to existing Basin No. 1 mechanical aerators and mixers.

Service Painting: Painting new piping, valves, and pumps at existing RAS/WAS Pumping Station and fuel piping at Main Electrical Building.

REMARKS, OVERALL PROGRESS, INSTRUCTIONS TO CONTRACTOR, ETC.

(Use back of sheet for sketches, additional remarks, etc.)

Note 1: A walk-thru inspection was conducted today of modifications to weirs of existing Filters, see sign-in for attendees and minutes of walk-thru for comments and remarks.

Note 2: Technician from Askbrook Corporation was on today to continue working on installation and start-up inspection of gravity belt thickener.

Note 3: Technician from GE Team arrived on site this afternoon to continue working on installation and start-up of instrumentation and SCADA system.

NOTE: This form is not to be used for cost records

CC: Manatee County


Signature: Joe Resendes
Title: Project Inspector

**McKIM & CREED****DAILY CONSTRUCTION REPORT**

601 Cleveland Street, Suite 205

Clearwater, FL 33755

Ph. (727) 442-7196

Fx. (727) 461-3827

Received _____
NOTED _____
Proj Rep _____

Contractor: **Westra Construction Corporation**Date: **December 7, 2001**Weather: **Mostly Sunny 70°-80°**Proj. Name: **Southeast Regional WTP Expansion**Location: **State Road 64 and Lena Rd, Manatee County, Florida**Project No: **01024.0008****DELAYS**

Weather _____ Hrs.

Other _____ Hrs.

Cause _____

PERSONNEL

Supervisory	1	Men	8	Hrs.
Skilled	25	Men	8	Hrs.
Unskilled		Men		Hrs.
1-Road Grader			8	Hrs.
1-Crane			8	Hrs.
1-Bull Dozer			0	Hrs.
1-Dump Trucks			0	Hrs.

EQUIPMENT

4-P/U Truck	8	Hrs.
1-Dewatering Syst	24	Hrs.
Misc. Tools	8	Hrs.
1-Roller	8	Hrs.
2-Track Hoe	0	Hrs.
2-F/E Loader	8	Hrs.
1-Fork Lift	8	Hrs.
1-Back Hoe	8	Hrs.

OTHERS

		Hrs.
		Hrs.
		Hrs.
		Hrs.
		Hrs.
		Hrs.
		Hrs.
		Hrs.

Cogburn Bros. Electric, Inc.

Supervisory		Men		Hrs.
Skilled	5	Men	8	Hrs.
Unskilled		Men		Hrs.
1-P/U Truck			8	Hrs.
1-Track Hoe			8	Hrs.
Misc. Tools			8	Hrs.

Service Painting of Florida, Inc.

Supervisory		Hrs.
Skilled		Hrs.
Unskilled		Hrs.
1-P/U Truck	0	Hrs.
Misc. Tools	0	Hrs.
		Hrs.
		Hrs.

Supervisory		Hrs.
Skilled		Hrs.
Unskilled		Hrs.
		Hrs.
		Hrs.
		Hrs.
		Hrs.

WORK IN PROGRESS THIS DATE

Westra: Coordination and supervision of project; reinstallation aeration piping and DI piping inside of Equalization Tank that was removed during repairs to floor; modification to weirs of existing Filters No. 1 & 2; piping modification to existing generator fuel tanks inside of Main Electrical Building; erection of formwork for sidewalk at Clarifier area; installation of fiberglass grating and aluminum handrails at Sludge Holding Tanks, stairs, elevated walkway between tanks and around gravity belt thickener; placement and grading crushed concrete roadway base material throughout project site; removal of existing retaining wall on north side of Main Control Building for addition of parking spacers and sidewalk; remove 4-inch flow meter and replace with a pipe section at Leachate Metering Facility as directed by Mike Gore.

Cogburn: Pulling and termination of new wiring to existing Basin N. 1 mechanical aerators and mixers.

REMARKS, OVERALL PROGRESS, INSTRUCTIONS TO CONTRACTOR, ETC.

(Use back of sheet for sketches, additional remarks, etc.)

Note 1: PSI crew on site to re-install monitor well PZ-3A to correction depth as per plans.

Note 2: Mike Gore requested that one of the Leachate Metering facility 4-inch flow meter be removed and replaced with a pipe section. The meter is plugged and not recording. Mike Gore will be contacting Pete Putman from PBS&J to replace flow meters with different type that doesn't plug and also add check valves.

Note 3: clarifier No. 3 was put back into services by plant staff.

NOTE: This form is not to be used for cost records

CC: Manatee County


Signature: Joe Resendes
Title: Project Inspector



601 Cleveland Street, Suite 205

Clearwater, FL 33755

Ph. (727) 442-7196

Fx. (727) 461-3827

DAILY CONSTRUCTION REPORT

Received	
NOTED	
Proj Rep	

Contractor: **Westra Construction Corporation**
 Date: **December 6, 2001**
 Weather: **Mostly Sunny 70°-80°**
 Proj. Name: **Southeast Regional WTP Expansion**
 Location: **State Road 64 and Lena Rd, Manatee County, Florida**
 Project No: **01024.0008**

DELAYS

Weather _____ Hrs.
 Other _____ Hrs.
 Cause _____

PERSONNEL

Supervisory	1	Men	10	Hrs.
Skilled	25	Men	10	Hrs.
Unskilled		Men		Hrs.
<hr/>				
1-Road Grader			10	Hrs.
1-Crane			10	Hrs.
1-Bull Dozer			10	Hrs.
1-Dump Trucks			0	Hrs.

EQUIPMENT

4-P/U Truck	10	Hrs.
1-Dewatering Syst	0	Hrs.
Misc. Tools	10	Hrs.
1-Roller	0	Hrs.
2-Track Hoe	10	Hrs.
2-F/E Loader	10	Hrs.
1-Fork Lift	10	Hrs.
1-Back Hoe	10	Hrs.

OTHERS

		Hrs.
		Hrs.
		Hrs.
		Hrs.
		Hrs.
		Hrs.
		Hrs.
		Hrs.

Cogburn Bros. Electric, Inc.

Supervisory	1	Men	10	Hrs.
Skilled	5	Men	10	Hrs.
Unskilled		Men		Hrs.
<hr/>				
1-P/U Truck			10	Hrs.
1-Track Hoe			10	Hrs.
Misc. Tools			10	Hrs.
<hr/>				

Service Painting of Florida, Inc.

Supervisory			Hrs.
Skilled	3	9	Hrs.
Unskilled			Hrs.
<hr/>			
1-P/U Truck		9	Hrs.
Misc. Tools		9	Hrs.
<hr/>			

Supervisory		Hrs.
Skilled		Hrs.
Unskilled		Hrs.
<hr/>		
		Hrs.
		Hrs.
		Hrs.
		Hrs.

WORK IN PROGRESS THIS DATE

Westra: Coordination and supervision of project; reinstallation aeration piping and DI piping inside of Equalization Tank that was removed during repairs to floor; modification to weirs of existing Filters No. 1 & 2; piping modification to existing generator fuel tanks inside of Main Electrical Building; erection of formwork for sidewalk at Clarifier area; installation of fiberglass grating and aluminum handrails at Sludge Holding Tanks, stairs, elevated walkway between tanks and around gravity belt thickener; placement and grading crushed concrete roadway base material throughout project site; tie-in of new 6-inch Leachate force main at sta. 25+63 and backfill pipe trenches; replaced galvanized "U" bolts and nuts on Clarifier No. 3 sludge collection system that showed signs of rusting.

Cogburn: Pulling and termination of new wiring to existing Basin N. 1 mechanical aerators and mixers;

Service Painting: Painting piping and pumps at RAS/WAS Pumping Station.

REMARKS, OVERALL PROGRESS, INSTRUCTIONS TO CONTRACTOR, ETC.

(Use back of sheet for sketches, additional remarks, etc.)

Note 1: Tim Frazier from Hydro Gate was on site today to conduct weir gates, slide gates and telescoping gates installation/start-up inspection and also conduct training, see attached sign-in for training attendees. Installation and start-up report to be submitted at a later date.

Note 2: PSI crew was on site today to install new monitoring well PZ-3A. Location of new monitor well was installed in same general area as old well PZ-3, half way between new under drain Leachate collection system and slurry wall per Pete Putman from PBS&J.

NOTE: This form is not to be used for cost records


Signature: Joe Resendes
Title: Project Inspector

CC: Manatee County

**SOUTHEAST REGIONAL WASTEWATER
TREATMENT PLANT EXPANSION
Manatee County, Florida
County Bid No. 99-2691-DC
M&C Project No. 01024.0008**

EQUIPMENT TRAINING

Date: 12/6/01 Start Time: 9:00 A.M End Time: 10:15 A.M.

Equipment/System: FABRICATED SLIDE GATES

Manufacture/Supplier: HYDRO GATE Instructor: TIM FRAZIER

	<u>Name (Please Print)</u>	<u>Title</u>	<u>Representing</u>
1.	THOMAS TITISEW	TECH	SERTP
2.	Alan Stewart	Tech	SERTP
3.			
4.			
5.			
6.			
7.			
8.			
9.			
10.			
11.			
12.			
13.			
14.			
15.			

**McKIM & CREED****DAILY CONSTRUCTION REPORT**

601 Cleveland Street, Suite 205

Clearwater, FL 33755

Ph. (727) 442-7196

Fx. (727) 461-3827

Received _____
NOTED _____
Proj Rep _____

Contractor: **Westra Construction Corporation**Date: **December 5, 2001**Weather: **Mostly Sunny 70°-80°**Proj. Name: **Southeast Regional WTP Expansion**Location: **State Road 64 and Lena Rd, Manatee County, Florida**Project No: **01024.0008****DELAYS**

Weather _____ Hrs.

Other _____ Hrs.

Cause _____

PERSONNEL

Supervisory	1	Men	10	Hrs.
Skilled	25	Men	10	Hrs.
Unskilled		Men		Hrs.
1-Road Grader			10	Hrs.
1-Crane			10	Hrs.
1-Bull Dozer			10	Hrs.
1-Dump Trucks			0	Hrs.

EQUIPMENT

4-P/U Truck	10	Hrs.
1-Dewatering Syst	0	Hrs.
Misc. Tools	10	Hrs.
1-Roller	0	Hrs.
2-Track Hoe	10	Hrs.
2-F/E Loader	10	Hrs.
1-Fork Lift	10	Hrs.
1-Back Hoe	10	Hrs.

OTHERS

		Hrs.
		Hrs.
		Hrs.
		Hrs.
		Hrs.
		Hrs.
		Hrs.
		Hrs.

Cogburn Bros. Electric, Inc.

Supervisory	1	Men	10	Hrs.
Skilled	5	Men	10	Hrs.
Unskilled		Men		Hrs.
1-P/U Truck			10	Hrs.
1-Track Hoe			10	Hrs.
Misc. Tools			10	Hrs.

Service Painting of Florida, Inc.

Supervisory			Hrs.
Skilled	3	9	Hrs.
Unskilled			Hrs.
1-P/U Truck		0	Hrs.
Misc. Tools		9	Hrs.
			Hrs.
			Hrs.

Supervisory			Hrs.
Skilled			Hrs.
Unskilled			Hrs.
			Hrs.
			Hrs.
			Hrs.
			Hrs.

WORK IN PROGRESS THIS DATE

Westra: Coordination and supervision of project; reinstallation aeration piping and DI piping inside of Equalization Tank that was removed during repairs to floor and poured one (1) of concrete for invert in center sump; modification to weirs of existing filters No. 1 & 2; piping modification to existing generator fuel tanks inside of Main Electrical Building; erection of formwork for sidewalk on south and east side of Anoxic/Aerobic Tank No. 3, poured and finished nine (9) cubic yards of concrete; installation of fiberglass grating and aluminum handrails at Sludge Holding Tanks, stairs, elevated walkway between tanks and around gravity belt thickener; placement and grading crushed concrete roadway base material throughout project site; made adjustments to Clarifier No. 3 sludge collection arms that were out of adjust and replaced galvanized "U" bolts that showed signs of starting to rust; completed tie of new 12-inch Leachate force main into existing influent force main on north side of Headworks structure and tie-in of 6-inch at sta. 600+43, 8-inch at sta. 302+54 and 8-inch at sta. 600+54 Leachate force mains collection system at landfill.

Cogburn: Pulling and termination of new wiring to existing Basin N. 1 & 2 mechanical aerators and mixers;

Service Painting: Painting piping at Headworks structure, Sludge Holding Tanks, Flow Splitter Box and RAS/WAS Pumping Station.

REMARKS, OVERALL PROGRESS, INSTRUCTIONS TO CONTRACTOR, ETC.

(Use back of sheet for sketches, additional remarks, etc.)

Note 1: Walk-thru inspection was conducted today of Basin No. 2 mechanical aerator at west end of tank, (submerged area only) see sign-in for attendees and minutes for corrective action required.

Note 2: Plant staff started draining Basin No. 2 into Basin No. 1.

Note 3: Undersign conducted visual inspection of Leachate force main tie-in after system was pressurized with line pressure, no leakage detected.

NOTE: This form is not to be used for cost records

CC: Manatee County


Signature: Joe Resendes
Title: Project Inspector



601 Cleveland Street, Suite 205

Clearwater, FL 33755

Ph. (727) 442-7196

Fx. (727) 461-3827

DAILY CONSTRUCTION REPORT

Received	
NOTED	
Proj Rep	

Contractor: **Westra Construction Corporation**
 Date: **December 4, 2001**
 Weather: **Mostly Sunny 70°-80°**
 Proj. Name: **Southeast Regional WTP Expansion**
 Location: **State Road 64 and Lena Rd, Manatee County, Florida**
 Project No: **01024.0008**

DELAYS

Weather: _____ Hrs.
 Other: _____ Hrs.
 Cause: _____

PERSONNEL

Supervisory	1	Men	10	Hrs.
Skilled	25	Men	10	Hrs.
Unskilled		Men		Hrs.
1-Road Grader			10	Hrs.
1-Crane			10	Hrs.
1-Bull Dozer			10	Hrs.
1-Dump Trucks			0	Hrs.

EQUIPMENT

4-P/U Truck	10	Hrs.
1-Dewatering Syst	0	Hrs.
Misc. Tools	10	Hrs.
1-Roller	0	Hrs.
2-Track Hoe	10	Hrs.
2-F/E Loader	10	Hrs.
1-Fork Lift	10	Hrs.
1-Back Hoe	10	Hrs.

OTHERS

		Hrs.
		Hrs.
		Hrs.
		Hrs.
		Hrs.
		Hrs.
		Hrs.
		Hrs.

Cogburn Bros. Electric, Inc.

Supervisory	1	Men	10	Hrs.
Skilled	5	Men	10	Hrs.
Unskilled		Men		Hrs.
1-P/U Truck			10	Hrs.
1-Track Hoe			10	Hrs.
Misc. Tools			10	Hrs.

Service Painting of Florida, Inc.

Supervisory		Hrs.
Skilled	1	9
Unskilled		Hrs.
1-P/U Truck	0	Hrs.
Misc. Tools	9	Hrs.
		Hrs.

Supervisory		Hrs.
Skilled		Hrs.
Unskilled		Hrs.
		Hrs.
		Hrs.
		Hrs.
		Hrs.

WORK IN PROGRESS THIS DATE

Westra: Coordination and supervision of project; reinstallation of aeration piping and DI piping inside of Equalization Tank that were removed or damaged during repair of tank floor; erection of formwork and poured nine (9) cubic yards of concrete for sidewalk on south Anoxic/Aerobic Tank No. 3; working on modification to existing weirs at east and west end of existing Filters; continue working on placement and grading of concrete road base material through project site; installation of fiberglass grating and aluminum handrail on stairs and elevated walkway at Sludge Holding Tanks; poured one (1) cubic yards of concrete around influent piping inside of Equalization Tank; cleaning interior of Clarifier No. 3 to investigate cause of high torque.

Cogburn: Pulling and termination of wiring to existing mechanical aerators and mixers at Basin No. 2

Service Painting: Painting piping at Sludge Holding Tanks No. 1 and 2; painted new mechanical aerator at west end of Basin No. 2 and also columns in area where CMU wall was removed.

REMARKS, OVERALL PROGRESS, INSTRUCTIONS TO CONTRACTOR, ETC.

(Use back of sheet for sketches, additional remarks, etc.)

Note 1: Bill Parks identified existing equipment at Sludge Holding tanks and Blower Building that will be removed and turned over to County.

Note 2: Technician from Diller-Brown & Associates was on site today to conduct installation and start-up inspection on power actuating devices and valves, see attach field report.

Note 3: Bob Puder from The Crom Corporation was on site today to conduct inspection of Equalization Tank floor repairs. A two-foot section of footer along the wall next to influent piping will require some additional pressure grouting. Westra agreed to grout area by drill holes and ejection epoxy sealant.


Note 4: Stan Milton from Moyno Pump was on site today to conduct preliminary installation of sludge feed pumps at Sludge Holding Tanks.

Note 5: Bill Reams and undersign conducted installation inspection of new mechanical aeration at west end of Basin No. 2. Submerged aerator was inspected for run out and clearances with both within tolerances. Contractor was required to install metal spacer plates on existing wall to correct clearance between upper aerator and wall.

Note 6: Started filling Reject pond to test for leaks in area of influent piping.

NOTE: This form is not to be used for cost records

CC: Manatee County


Signature: Joe Resendes
Title: Project Inspector

**McKIM & CREED****DAILY CONSTRUCTION REPORT**

601 Cleveland Street, Suite 205

Clearwater, FL 33755

Ph. (727) 442-7196

Fx. (727) 461-3827

Received
NOTED
Proj Rep

Contractor: **Westra Construction Corporation**Date: **December 3, 2001**Weather: **Mostly Sunny 70°-80°**Proj. Name: **Southeast Regional WTP Expansion**Location: **State Road 64 and Lena Rd, Manatee County, Florida**Project No: **01024.0008****DELAYS**

Weather	_____	Hrs.
Other	_____	Hrs.
Cause	_____	

PERSONNEL

Supervisory	1	Men	10	Hrs.
Skilled	25	Men	10	Hrs.
Unskilled		Men		Hrs.
1-Road Grader			10	Hrs.
1-Crane			10	Hrs.
1-Bull Dozer			10	Hrs.
1-Dump Trucks			10	Hrs.

EQUIPMENT

4-P/U Truck	10	Hrs.
1-Dewatering Syst	0	Hrs.
Misc. Tools	10	Hrs.
1-Roller	0	Hrs.
2-Track Hoe	10	Hrs.
2-F/E Loader	10	Hrs.
1-Fork Lift	10	Hrs.
1-Back Hoe	10	Hrs.

OTHERS

_____	_____	Hrs.
_____	_____	Hrs.
_____	_____	Hrs.
_____	_____	Hrs.
_____	_____	Hrs.
_____	_____	Hrs.
_____	_____	Hrs.

Cogburn Bros. Electric, Inc.

Supervisory		Men		Hrs.
Skilled	5	Men	10	Hrs.
Unskilled		Men		Hrs.
1-P/U Truck			10	Hrs.
1-Track Hoe			10	Hrs.
Misc. Tools			10	Hrs.

Service Painting of Florida, Inc.

Supervisory			Hrs.
Skilled	1	9	Hrs.
Unskilled			Hrs.
1-P/U Truck		0	Hrs.
Misc. Tools		9	Hrs.

MWM South

Supervisory			Hrs.
Skilled	1	4	Hrs.
Unskilled			Hrs.
1-Truck w/tools		4	Hrs.

WORK IN PROGRESS THIS DATE

Westra: Coordination and supervision of project; reinstallation of aeration piping and DI piping inside of Equalization Tank that were removed or damaged during repair of tank floor; erection of formwork for sidewalk on south Anoxic/Aerobic Tank No. 3; made connection of new scum and WAS piping to existing scum piping at RAS/WA Pumping Station and existing Was piping on east side of existing Sludge Holding Tanks; working on modification to existing weirs at east and west end of existing Filters; continue working on placement and grading of concrete road base material through project site; installation of fiberglass grating and aluminum handrail on stairs and elevated walkway at Sludge Holding Tanks; started to connect new 12-inch Leachate force main to existing 30-inch influent piping on north side of Headworks structure.

Cogburn: Pulling and termination of wiring to existing mechanical aerators and mixers at Basin No. 2

Service Painting: Painting piping at Sludge Holding Tanks No. 1 and 2.

MWM South: Repaired leak in liner at Reject Pond by installing additional S.S. clamp around inlet piping.

REMARKS, OVERALL PROGRESS, INSTRUCTIONS TO CONTRACTOR, ETC.

(Use back of sheet for sketches, additional remarks, etc.)

Note 1: Undersign conducted visual inspection of WAS and sum tie-in connections with line pressure.

NOTE: This form is not to be used for cost records

CC: Manatee County


Signature: Joe Resendes
Title: Project Inspector



601 Cleveland Street, Suite 205

Clearwater, FL 33755

Ph. (727) 442-7196

Fx. (727) 461-3827

DAILY CONSTRUCTION REPORT

Received
NOTED
Proj Rep

Contractor: **Westra Construction Corporation**
 Date: **November 30, 2001**
 Weather: **Mostly Sunny 70°-80°**
 Proj. Name: **Southeast Regional WTP Expansion**
 Location: **State Road 64 and Lena Rd, Manatee County, Florida**
 Project No: **01024.0008**

DELAYS

Weather _____ Hrs.
 Other _____ Hrs.
 Cause _____

PERSONNEL

Supervisory	1	Men	10	Hrs.
Skilled	25	Men	10	Hrs.
Unskilled		Men		Hrs.
1-Road Grader			10	Hrs.
1-Crane			10	Hrs.
1-Bull Dozer			10	Hrs.
1-Dump Trucks			10	Hrs.

EQUIPMENT

4-P/U Truck	10	Hrs.
1-Dewatering Syst	0	Hrs.
Misc. Tools	10	Hrs.
1-Roller	0	Hrs.
2-Track Hoe	10	Hrs.
2-F/E Loader	10	Hrs.
1-Fork Lift	10	Hrs.
1-Back Hoe	10	Hrs.

OTHERS

		Hrs.
		Hrs.
		Hrs.
		Hrs.
		Hrs.
		Hrs.
		Hrs.
		Hrs.

Cogburn Bros. Electric, Inc.

Supervisory		Men		Hrs.
Skilled		Men		Hrs.
Unskilled		Men		Hrs.
1-P/U Truck			0	Hrs.
1-Track Hoe			0	Hrs.
Misc. Tools			0	Hrs.

Service Painting of Florida, Inc.

Supervisory			Hrs.
Skilled	1	8	Hrs.
Unskilled			Hrs.
1-P/U Truck		0	Hrs.
Misc. Tools		9	Hrs.
			Hrs.
			Hrs.

GE Team Controls

Supervisory			Hrs.
Skilled	1	6	Hrs.
Unskilled			Hrs.
1-P/U Truck		6	Hrs.
Misc. tools		6	Hrs.
			Hrs.
			Hrs.

WORK IN PROGRESS THIS DATE

Westra: Coordination and supervision of project; installation of under drain Leachate Collection System and remove existing clean-out and install new manhole at south end of Landfill; grading subgrade, placement and compaction of crushed concrete road base material for plant access roadway; placement and finished 20 cubic yards of 3,000 PSI concrete for sidewalk on south side of Anoxic/Aerobic Tank No. 3 and two pipe supports on MARS pipe line on south side of C.C.C. No. 3 & 4; installed 18-inch RCP from M.H. 1 to the north across roadway; hauled stockpile debris from project site; started modification to existing weirs inside of existing Filters No. 1 & 2; conducted general clean-up in area around Sludge Holding Tanks; re-installation of diffused air piping and piping inside of Equalization that were removed during floor repairs.

Service Painting: Painting above ground Leachate metering facility.

GE Team: Installation of instrumentation equipment throughout project site and checking termination of equipment controls and status signal at SCADA Panels.

REMARKS, OVERALL PROGRESS, INSTRUCTIONS TO CONTRACTOR, ETC.

(Use back of sheet for sketches, additional remarks, etc.)

Note 1: Clarifier No. 3 was taken out of service today due to high torque alarm, contractor is draining tank to inspect cause of high torque.

Visitor: Mike Kistner, Cogburn Bros. Electric, Inc.

NOTE: This form is not to be used for cost records


Signature: Joe Resendes
Title: Project Inspector

CC: Manatee County



601 Cleveland Street, Suite 205

Clearwater, FL 33755

Ph. (727) 442-7196

Fx. (727) 461-3827

DAILY CONSTRUCTION REPORT

Received
NOTED
Proj Rep

Contractor: **Westra Construction Corporation**

Date: **November 29, 2001**

Weather: **Mostly Sunny 70°-80°**

Proj. Name: **Southeast Regional WTP Expansion**

Location: **State Road 64 and Lena Rd, Manatee County, Florida**

Project No: **01024.0008**

DELAYS

Weather _____ Hrs.

Other _____ Hrs.

Cause _____

PERSONNEL

Supervisory	1	Men	10	Hrs.
Skilled	25	Men	10	Hrs.
Unskilled		Men		Hrs.
1-Road Grader			10	Hrs.
1-Crane			10	Hrs.
1-Bull Dozer			10	Hrs.
1-Dump Trucks			0	Hrs.

EQUIPMENT

4-P/U Truck	10	Hrs.
1-Dewatering Syst	0	Hrs.
Misc. Tools	10	Hrs.
1-Roller	0	Hrs.
2-Track Hoe	10	Hrs.
2-F/E Loader	10	Hrs.
1-Fork Lift	10	Hrs.
1-Back Hoe	10	Hrs.

OTHERS

		Hrs.
		Hrs.
		Hrs.
		Hrs.
		Hrs.
		Hrs.
		Hrs.
		Hrs.

Cogburn Bros. Electric, Inc.

Supervisory		Men		Hrs.
Skilled	5	Men	10	Hrs.
Unskilled		Men		Hrs.
1-P/U Truck			10	Hrs.
1-Track Hoe			10	Hrs.
Misc. Tools			10	Hrs.

Service Painting of Florida, Inc.

Supervisory			Hrs.
Skilled	2	9	Hrs.
Unskilled			Hrs.
1-P/U Truck		9	Hrs.
Misc. Tools		9	Hrs.

GE Team Controls

Supervisory			Hrs.
Skilled	2	10	Hrs.
Unskilled			Hrs.
1-P/U Truck		10	Hrs.
Misc. tools		10	Hrs.

WORK IN PROGRESS THIS DATE

Westra: Coordination and supervision of project; installation of pipe supports on vertical piping on exterior and interior of Sludge Holding Tanks; installation of sample lines and sinks and additional 8-inch plug valve on scum pipe line on top of tanks; installation of under drain Leachate Collection System at south end of Landfill; grading subgrade, placement and compaction of crushed concrete road base material for plant access roadway; installation of mechanical aerator at west end on existing Basin No. 2; erection of formwork for sidewalk on south side of Anoxic/Aerobic Tank No. 3; worked with GE Team on installation of flow and level instrumentation throughout project site; conducted pipe pressure testing on 8-inch WAS and 6-inch RAS pipe lines, see attached pipoe test reports;

Cogburn: Installation of instrumentation conduit raceway system and pulling and termination of wiring throughout project site; installation of conduit raceway system to existing Basin No. 1 & 2; worked with GE Team on installation of flow and level instrumentation throughout project site.

Service Painting: Painting weir gate operators at flow Splitter Box and pipe header system.

GE Team: Installation of instrumentation equipment throughout project site and checking termination of equipment controls and status signal at SCADA Panels.

REMARKS, OVERALL PROGRESS, INSTRUCTIONS TO CONTRACTOR, ETC.

(Use back of sheet for sketches, additional remarks, etc.)

Note 1: Monthly construction Status meeting was held today, see sign-in for attendees and minutes of meeting for comments and remarks.

Note 2: A walk-thru inspection was conducted to on interior of Sludge Holding Tank No. 2.

Visitor: Mike Kistner, Cogburn Bros. Electric, Inc.

NOTE: This form is not to be used for cost records

CC: Manatee County


Signature: Joe Resendes
Title: Project Inspector



MCKIM & CREED

PROJECT : SERWTP Expansion, Manatee County

PROJECT No. : 01024-0008

PIPE TESTING

Test Date: November 29, 2001

Pipe Size (Inches): 6-inch Material: PVC C-900

Pipe Identification: Return Activated Sludge (RAS)

Location of Pipe: Yard Piping

From: Equalization Tank To: Connection point at 24-inch RAS pipe

Valves, Equipment in Line: None

Type Of Test: Hydrostatic Test

Specification for Reference Test: Section 02630-6, 3.8 Testing and Leakage

P.S.I. Test Pressure: 150 PSI for 2 hours

Test Remarks: Test started at 3:20 PM and ended at 5:20 PM, test pressure started at 150 PSI and ended at 150 PSI with no noticeable drop in test pressure

Allowable leakage: .50 gph @150 PSI per 1000 LF of pipe for 1 hour, total allowable leakage for two hours @ 150 PSI for 100 LF of 6-inch pipe= .10 gallons

Pass: Approved

Fail: _____

Contractors Representative: John Abner

McKim & Creed Representative: Joe Resendes

Miscellaneous Comments: _____



MCKIM & CREED

PROJECT : SERWTP Expansion, Manatee County

PROJECT No. : 01024-0008

PIPE TESTING

Test Date: November 29, 2001

Pipe Size (Inches): 8-inch Material: PVC C-900

Pipe Identification: Waste Activated Sludge (WAS)

Location of Pipe: Yard Piping

From: Tie-in to existing. To: Sludge Holding Tanks

Valves, Equipment in Line: 8-inch plug valves

Type Of Test: Hydrostatic Test

Specification for Reference Test: Section 02630-6, 3.8 Testing and Leakage

P.S.I. Test Pressure: 100 PSI for 2 hours

Test Remarks: Test started at 12:40 PM and ended at 2:40 PM, test pressure started at 100 PSI and ended at 100 PSI with no noticeable drop in test pressure

Allowable leakage: .54 gph @100 PSI per 1000 LF of pipe for 1 hour, total allowable leakage for two hours @ 100 PSI for 375 LF of 8-inch pipe= 0.40 gallons

Pass: Approved

Fail: _____

Contractors Representative: John Abner

McKim & Creed Representative: Joe Resendes

Miscellaneous Comments: _____

**McKIM & CREED****DAILY CONSTRUCTION REPORT**

601 Cleveland Street, Suite 205

Clearwater, FL 33755

Ph. (727) 442-7196

Fx. (727) 461-3827

Received	
NOTED	
Proj Rep	

Contractor: **Westra Construction Corporation**

Date: **November 28, 2001**

Weather: **Mostly Sunny 70°-80°**

Proj. Name: **Southeast Regional WTP Expansion**

Location: **State Road 64 and Lena Rd, Manatee County, Florida**

Project No: **01024.0008**

DELAYS

Weather _____ Hrs.

Other _____ Hrs.

Cause _____

PERSONNEL

Supervisory	1	Men	10	Hrs.
Skilled	25	Men	10	Hrs.
Unskilled		Men		Hrs.
1-Road Grader			10	Hrs.
1-Crane			10	Hrs.
1-Bull Dozer			10	Hrs.
1-Dump Trucks			0	Hrs.

EQUIPMENT

4-P/U Truck	10	Hrs.
1-Dewatering Syst	0	Hrs.
Misc. Tools	10	Hrs.
1-Roller	0	Hrs.
2-Track Hoe	10	Hrs.
2-F/E Loader	10	Hrs.
1-Fork Lift	10	Hrs.
1-Back Hoe	10	Hrs.

OTHERS

Irrigation Design		Hrs.
3-Skilled	4	Hrs.
2-Trucks w/tools	4	Hrs.
		Hrs.
		Hrs.
		Hrs.
		Hrs.
		Hrs.

Cogburn Bros. Electric, Inc.

Supervisory		Men		Hrs.
Skilled	5	Men	10	Hrs.
Unskilled		Men		Hrs.
1-P/U Truck			10	Hrs.
1-Track Hoe			10	Hrs.
Misc. Tools			10	Hrs.

Service Painting of Florida, Inc.

Supervisory			Hrs.
Skilled	1	9	Hrs.
Unskilled			Hrs.
1-P/U Truck		9	Hrs.
Misc. Tools		9	Hrs.
			Hrs.
			Hrs.

GE Team Controls

Supervisory			Hrs.
Skilled	2	10	Hrs.
Unskilled			Hrs.
1-P/U Truck		10	Hrs.
Misc. tools		10	Hrs.
			Hrs.
			Hrs.

WORK IN PROGRESS THIS DATE

Westra: Coordination and supervision of project; installation of pipe supports on vertical piping on exterior and interior of Sludge Holding Tanks and installation of sample lines and sinks; installation of under drain Leachate Collection System at south end of Landfill; grading subgrade, placement and compaction of crushed concrete road base material for plant access roadway; installation of mechanical aerator at west end on existing Basin No. 2; stripped formwork from sidewalk on north and east side of Main Electrical Building and conducted general clean-up; grading subgrade and erection of formwork for sidewalk on south side of Anoxic/Aerobic Tank No. 3; survey for plant access roadway and for sidewalk on south side of Anoxic/Aerobic Tank No. 3; worked with GE Team on installation of flow and level instrumentation throughout project site; Conducted pressure testing of 8-inch scum pipe line from RAS/Was pumping Station to Sludge Holding Tanks (see attached test report) and prepared for testing of 8-inch WAS pipe line.

Cogburn: Installation of instrumentation conduit raceway system and pulling and termination of wiring throughout project site; installation of conduit raceway system to existing Basin No. 1 & 2; worked with GE Team on installation of flow and level instrumentation throughout project site.

Service Painting: Painting interior walls of Filter Blower Building No. 4 and caulking louvers.

GE Team: Installation of instrumentation equipment throughout project site and checking termination of equipment controls and status signal at SCADA Panels.

Irrigation Design: Installation of PVC Pipe sleeves across plant roadway on north side of Sludge Holding Tanks.

REMARKS, OVERALL PROGRESS, INSTRUCTIONS TO CONTRACTOR, ETC.

(Use back of sheet for sketches, additional remarks, etc.)

Note 1: Clarifier No 3 and Sludge Box No. 1 were both put into service today.

Note 2: Contractor continued hauling in stone for Landfill Leachate Collection System.

Note 3: Veeder-Root Monitoring System technician was on site today to conduct start-up and training of above ground fuel storage tank leak detection system at Main Electrical Building, see attached start-up report and sign-in of attendees that received training from County.

Note 4: PSI was on site today to conduct density testing of roadway subgrade and sidewalk on south side of Anoxic/Aerobic Tank No. 3. A total of six (6) test were taken with all obtaining passing results of 98% plus.

Visitor: Mike Kistner, Cogburn Bros. Electric, Inc.

NOTE: This form is not to be used for cost records

CC: Manatee County


Signature: Joe Resendes
Title: Project Inspector

**SOUTHEAST REGIONAL WASTEWATER
TREATMENT PLANT EXPANSION**

**Manatee County, Florida
County Bid No. 99-2691-DC
M&C Project No. 01024.0008**

EQUIPMENT TRAINING

Date: 11-28-01 Start Time: _____ End Time: _____

Equipment/System: ABOVE GROUND FUEL SYSTEM + ^{LEAK} DETECTION

Manufacture/Supplier: MACC CONCRETE Instructor: PETE MITCHELL

<u>Name (Please Print)</u>	<u>Title</u>	<u>Representing</u>
1. <u>DALTON L. COOK</u>	<u>Chief Eng.</u>	<u>Manatee Co.</u>
2. <u>JEFF ANSELLO</u>	<u>OPER III</u>	<u>Manatee Co.</u>
3. <u>ANDY WHIDEN</u>	<u>OPER I</u>	<u>Manatee Co.</u>
4. <u>DARREL YOUNG</u>	<u>MAINT. SUPERVISOR</u>	<u>MANATEE CO.</u>
5. <u>THOMAS THILSW</u>	<u>TECH</u>	<u>SERTP</u>
6. <u>Alan R. Stewart</u>	<u>Tech</u>	<u>SE</u>
7. _____	_____	_____
8. _____	_____	_____
9. _____	_____	_____
10. _____	_____	_____
11. _____	_____	_____
12. _____	_____	_____
13. _____	_____	_____
14. _____	_____	_____
15. _____	_____	_____

VEEDER-ROOT MONITORING SYSTEMS WARRANTY REGISTRATION AND CHECKOUT FORM

NOTE: ITEMS 1 - 7 MUST BE FILLED IN OR WRACO WILL BE RETURNED.

NO. 196609

1 **INSTALLATION LOCATION**

Oil Company _____ Site _____
 Brand Name MANATEE COUNTY LAND FILL
 Street 3331 LENA RD
 City BRADENTON St. _____ Zip _____
 Phone 941-749-7106
 Manager _____

5 **INSTALLATION DATE** 11 28 01

2 **MONITOR IDENTIFICATION**

Serial No. A1077885105001
 Form No. 0848590-521

6 **CUSTOMER**

I have been trained in the proper operation of this equipment: Yes ☐ No ☐

Business category at installation location:

☐ Oil Company ☐ C-Store ☐ Government ☐ Utility
☐ Telephone ☐ Trucking ☐ Rental Car ☐ Airport
☐ Underground Storage Tank ☒ Aboveground Storage Tank
☐ Other (please specify: _____)

Name (print) _____
 Signature _____ Date _____

3 **PROBE IDENTIFICATION**

Probe No.	Serial No.	Form No.
1	<u>539100</u>	<u>MAG 1</u>
2	<u>541465</u>	<u>MAG 1</u>
3		
4		
5		
6		
7		
8		

7 **STATION OWNER INFORMATION**

Owner's Name MANATEE COUNTY LAND FILL
 Address 3331 LENA RD
 City BRADENTON
 St: FL Zip _____ Phone 941-749-7106

INSTALLED BY

Co. Name _____
 Address _____
 City _____ St. _____ Zip _____
 Tech Name _____
 Certification No. _____

4 **DISTRIBUTOR**

I hereby certify that this system has been installed in accordance with the procedures specified in the proper Veeder-Root Site Prep and Installation manual. I have also read all of the warnings and I certify that there are no intrinsic safety violations due to improper installation of this system.

Name (print) Pete Mitchell
 Signature Pete Mitchell
 Certification No. _____
 Company Petro Pac
 Address 4409 N Henderson
 Date 11 28 01

VLLD, PLLD, AND WPLD LINE LEAK IDENTIFICATION

Form No.	Check Valve Serial No.	Controller/Sensor Serial No.



VEEDER-ROOT

One Avenue at Burns Crossing, Post Office Box 1673, Altoona, PA 16603 TEL: (800) 873-3313, FAX: (800) 234-5350

5770 3-586 Rev F

VEEDER-ROOT CUSTOMER SERVICE DEPARTMENT



McKIM & CREED

PROJECT : SERWTP Expansion, Manatee County

PROJECT No. : 01024-0008

PIPE TESTING

Test Date: November 28, 2001

Pipe Size (Inches): 8-inch Material: PVC C-900

Pipe Identification: Scum (SC)

Location of Pipe: Yard Piping

From: RAS/WAS P. S. To: Sludge Holding Tanks

Valves, Equipment in Line: 6-inch plug valves

Type Of Test: Hydrostatic Test

Specification for Reference Test: Section 02630-6, 3.8 Testing and Leakage

P.S.I. Test Pressure: 100 PSI for 2 hours

Test Remarks: Test started at 11:15 AM and ended at 1:15 PM, test pressure started at 100 PSI and ended at 100 PSI with no noticeable drop in test pressure

Allowable leakage: .54 gph @100 PSI per 1000 LF of pipe for 1 hour, total allowable leakage for two hours @ 100 PSI for 1,005 LF of 8-inch pipe= 1.08 gallons

Pass: Approved Fail: _____

Contractors Representative: John Abner

McKim & Creed Representative: Joe Resendes

Miscellaneous Comments: _____



601 Cleveland Street, Suite 205

Clearwater, FL 33755

Ph. (727) 442-7196

Fx. (727) 461-3827

DAILY CONSTRUCTION REPORT

Received	
NOTED	
Proj Rep	

Contractor: **Westra Construction Corporation**
 Date: **November 27, 2001**
 Weather: **Mostly Sunny 70°-80°**
 Proj. Name: **Southeast Regional WTP Expansion**
 Location: **State Road 64 and Lena Rd, Manatee County, Florida**
 Project No: **01024.0008**

DELAYS

Weather _____ Hrs.
 Other _____ Hrs.
 Cause _____

PERSONNEL

Supervisory	1	Men	10	Hrs.
Skilled	24	Men	10	Hrs.
Unskilled		Men		Hrs.
1-Road Grader			10	Hrs.
1-Crane			10	Hrs.
1-Bull Dozer			10	Hrs.
1-Dump Trucks			0	Hrs.

EQUIPMENT

4-P/U Truck	10	Hrs.
1-Dewatering Syst	0	Hrs.
Misc. Tools	10	Hrs.
1-Roller	0	Hrs.
2-Track Hoe	10	Hrs.
2-F/E Loader	10	Hrs.
1-Fork Lift	10	Hrs.
1-Back Hoe	10	Hrs.

OTHERS

		Hrs.
		Hrs.
		Hrs.
		Hrs.
		Hrs.
		Hrs.
		Hrs.
		Hrs.

Cogburn Bros. Electric, Inc.

Supervisory		Men		Hrs.
Skilled	5	Men	10	Hrs.
Unskilled		Men		Hrs.
1-P/U Truck			10	Hrs.
1-Track Hoe			10	Hrs.
Misc. Tools			10	Hrs.

Service Painting of Florida, Inc.

Supervisory	1	9	Hrs.
Skilled	2	9	Hrs.
Unskilled			Hrs.
1-P/U Truck		9	Hrs.
Misc. Tools		9	Hrs.
			Hrs.
			Hrs.

GE Team Controls

Supervisory			Hrs.
Skilled	2	10	Hrs.
Unskilled			Hrs.
1-P/U Truck		10	Hrs.
Misc. tools		10	Hrs.
			Hrs.
			Hrs.

WORK IN PROGRESS THIS DATE

Westra: Coordination and supervision of project; installation of pipe supports on vertical piping on exterior and interior of Sludge Holding Tanks and installation of sample lines and sink; installation of under drain Leachate Collection System at south end of Landfill; grading subgrade, placement and compaction of crushed concrete road base material for plant access roadway; removed cap and install 24-inch 90° elbow on east side of existing Clarifier Flow splitter Box and removed temporary plug inside of Flow Splitter Box; survey crew was on site today working on layout for plant access road throughout plant site; installed pipe bollards around above ground fuel storage tanks and erected formwork for sidewalk, placed and finished 18 cubic yards of concrete.

Cogburn: Installation of instrumentation conduit raceway system and pulling and termination of wiring throughout project site; installation of conduit raceway system to existing Basin No. 1 & 2.

Service Painting: Painting interior walls of MCC/Blower Building No. 3 and caulking louvers on all buildings.

GE Team: Installation of instrumentation equipment throughout project site and checking termination of equipment controls and status signal at SCADA Panels.

REMARKS, OVERALL PROGRESS, INSTRUCTIONS TO CONTRACTOR, ETC.
(Use back of sheet for sketches, additional remarks, etc.)

Visitor: Mike Kistner, Cogburn Bros. Electric, Inc.

NOTE: This form is not to be used for cost records

Signature: 
Title: Project Inspector

CC: Manatee County



601 Cleveland Street, Suite 205

Clearwater, FL 33755

Ph. (727) 442-7196

Fx. (727) 461-3827

DAILY CONSTRUCTION REPORT

Received _____
NOTED _____
Proj Rep _____

Contractor: **Westra Construction Corporation**
Date: **November 26, 2001**
Weather: **Mostly Sunny 70°-85°**
Proj. Name: **Southeast Regional WTP Expansion**
Location: **State Road 64 and Lena Rd, Manatee County, Florida**
Project No: **01024.0008**

DELAYS

Weather _____ Hrs.
Other _____ Hrs.
Cause _____

PERSONNEL

Supervisory	1	Men	10	Hrs.
Skilled	25	Men	10	Hrs.
Unskilled		Men		Hrs.
1-Road Grader			10	Hrs.
1-Crane			10	Hrs.
1-Bull Dozer			10	Hrs.
1-Dump Trucks			0	Hrs.

EQUIPMENT

4-P/U Truck	10	Hrs.
1-Dewatering Syst	0	Hrs.
Misc. Tools	10	Hrs.
1-Roller	0	Hrs.
2-Track Hoe	10	Hrs.
2-F/E Loader	10	Hrs.
1-Fork Lift	10	Hrs.
1-Back Hoe	10	Hrs.

OTHERS

		Hrs.
		Hrs.
		Hrs.
		Hrs.
		Hrs.
		Hrs.
		Hrs.
		Hrs.

Cogburn Bros. Electric, Inc.

Supervisory		Men		Hrs.
Skilled	5	Men	10	Hrs.
Unskilled		Men		Hrs.
1-P/U Truck			10	Hrs.
1-Track Hoe			10	Hrs.
Misc. Tools			10	Hrs.

Service Painting of Florida, Inc.

Supervisory	1	9	Hrs.
Skilled	2	9	Hrs.
Unskilled			Hrs.
1-P/U Truck		9	Hrs.
Misc. Tools		9	Hrs.
			Hrs.
			Hrs.

Supervisory			Hrs.
Skilled			Hrs.
Unskilled			Hrs.
			Hrs.
			Hrs.
			Hrs.
			Hrs.

WORK IN PROGRESS THIS DATE

Westra: Coordination and supervision of project; installation of pipe supports on vertical piping on exterior and interior of Sludge Holding Tanks; installation of new mechanical aerator at west end of Basin No. 2; installation of 4-inch pipe bollards around above ground fuel storage tanks; started installation of additional under drain Leachate collection system at south end of Landfill; grading subgrade, placement and compaction of crushed concrete road base material at west end of project site; chipping concrete around inlet piping of Equalization Tank in preparation for re-grouting.

Cogburn: Installation of instrumentation conduit raceway system and pulling and termination of wiring throughout project site; installation of conduit raceway system to existing Basin No. 1 & 2.

Service Painting: painting exterior of MCC/Blower Building No. 3 and Filter Blower Building No. 4 and caulking louvers of both building; color coding piping at Headworks structure.

REMARKS, OVERALL PROGRESS, INSTRUCTIONS TO CONTRACTOR, ETC.

(Use back of sheet for sketches, additional remarks, etc.)

Note 1: Scott Riddle from Manatee County Environment Management Department was on site today to monitor removal of monitor well PZ-3 at landfill. Report will be mailed to McKim & Creed at a later date.

Note 2: PSI was on site today to conduct density testing on roadway subgrades at west end of project site. A total of four (4) tests were taken with all obtaining passing results of 98% plus.

Note 3: Steve Carson and instrumentation technician from GE arrived on site today to start working on instrumentation SCADA System.

Visitor: Mike Kistner, Cogburn Bros. Electric, Inc.

NOTE: This form is not to be used for cost records

CC: Manatee County

Signature: 
Title: Project Inspector

**McKIM & CREED****DAILY CONSTRUCTION REPORT**

601 Cleveland Street, Suite 205

Clearwater, FL 33755

Ph. (727) 442-7196

Fx. (727) 461-3827

Received	_____
NOTED	_____
Proj Rep	_____
_____	_____
_____	_____

Contractor: **Westra Construction Corporation**

Date: **November 22, 2001**

Weather: **Mostly Sunny 70°-85°**

Proj. Name: **Southeast Regional WTP Expansion**

Location: **State Road 64 and Lena Rd, Manatee County, Florida**

Project No: **01024.0008**

DELAYS

Weather _____ Hrs.

Other _____ Hrs.

Cause _____

PERSONNEL**EQUIPMENT****OTHERS**

Supervisory _____ Men _____ Hrs.	4-P/U Truck _____ 0 _____ Hrs.	_____ Hrs.
Skilled _____ Men _____ Hrs.	1-Dewatering Syst _____ 0 _____ Hrs.	_____ Hrs.
Unskilled _____ Men _____ Hrs.	Misc. Tools _____ 0 _____ Hrs.	_____ Hrs.
_____ Hrs.	1-Roller _____ 0 _____ Hrs.	_____ Hrs.
1-Road Grader _____ 0 _____ Hrs.	2-Track Hoe _____ 0 _____ Hrs.	_____ Hrs.
1-Crane _____ 0 _____ Hrs.	2-F/E Loader _____ 0 _____ Hrs.	_____ Hrs.
1-Bull Dozer _____ 0 _____ Hrs.	1-Fork Lift _____ 0 _____ Hrs.	_____ Hrs.
1-Dump Trucks _____ 0 _____ Hrs.	1-Back Hoe _____ 0 _____ Hrs.	_____ Hrs.

Cogburn Bros. Electric, Inc.**Service Painting of Florida, Inc.**

Supervisory _____ Men _____ Hrs.	Supervisory _____ Hrs.	Supervisory _____ Hrs.
Skilled _____ Men _____ Hrs.	Skilled _____ Hrs.	Skilled _____ Hrs.
Unskilled _____ Men _____ Hrs.	Unskilled _____ Hrs.	Unskilled _____ Hrs.
1-P/U Truck _____ 0 _____ Hrs.	1-P/U Truck _____ 0 _____ Hrs.	_____ Hrs.
1-Track Hoe _____ 0 _____ Hrs.	Misc. Tools _____ 0 _____ Hrs.	_____ Hrs.
Misc. Tools _____ 0 _____ Hrs.	_____ Hrs.	_____ Hrs.
_____ Hrs.	_____ Hrs.	_____ Hrs.

WORK IN PROGRESS THIS DATE

Contractor and subcontractors did not work today due to Thanksgiving Holiday.

REMARKS, OVERALL PROGRESS, INSTRUCTIONS TO CONTRACTOR, ETC.

(Use back of sheet for sketches, additional remarks, etc.)

NOTE: This form is not to be used for cost records

Signature: Joe Resendes

Title: Project Inspector

CC: Manatee County



DAILY CONSTRUCTION REPORT

601 Cleveland Street, Suite 205

Clearwater, FL 33755

Ph. (727) 442-7196

Fx. (727) 461-3827

Received	_____
NOTED	_____
Proj Rep	_____
_____	_____
_____	_____

Contractor: **Westra Construction Corporation**
 Date: **November 23, 2001**
 Weather: **Mostly Sunny 70°-85°**
 Proj. Name: **Southeast Regional WTP Expansion**
 Location: **State Road 64 and Lena Rd, Manatee County, Florida**
 Project No: **01024.0008**

DELAYS

Weather _____ Hrs.
 Other _____ Hrs.
 Cause _____

PERSONNEL

Supervisory _____	Men _____	Hrs. _____
Skilled _____	Men _____	Hrs. _____
Unskilled _____	Men _____	Hrs. _____
1-Road Grader _____	0	Hrs. _____
1-Crane _____	0	Hrs. _____
1-Bull Dozer _____	0	Hrs. _____
1-Dump Trucks _____	0	Hrs. _____

EQUIPMENT

4-P/U Truck _____	0	Hrs. _____
1-Dewatering Syst _____	0	Hrs. _____
Misc. Tools _____	0	Hrs. _____
1-Roller _____	0	Hrs. _____
2-Track Hoe _____	0	Hrs. _____
2-F/E Loader _____	0	Hrs. _____
1-Fork Lift _____	0	Hrs. _____
1-Back Hoe _____	0	Hrs. _____

OTHERS

_____	_____	Hrs. _____
_____	_____	Hrs. _____
_____	_____	Hrs. _____
_____	_____	Hrs. _____
_____	_____	Hrs. _____
_____	_____	Hrs. _____
_____	_____	Hrs. _____
_____	_____	Hrs. _____

Cogburn Bros. Electric, Inc.

Supervisory _____	Men _____	Hrs. _____
Skilled _____	Men _____	Hrs. _____
Unskilled _____	Men _____	Hrs. _____
1-P/U Truck _____	0	Hrs. _____
1-Track Hoe _____	0	Hrs. _____
Misc. Tools _____	0	Hrs. _____

Service Painting of Florida, Inc.

Supervisory _____	_____	Hrs. _____
Skilled _____	_____	Hrs. _____
Unskilled _____	_____	Hrs. _____
1-P/U Truck _____	0	Hrs. _____
Misc. Tools _____	0	Hrs. _____
_____	_____	Hrs. _____
_____	_____	Hrs. _____

Supervisory _____	_____	Hrs. _____
Skilled _____	_____	Hrs. _____
Unskilled _____	_____	Hrs. _____
_____	_____	Hrs. _____
_____	_____	Hrs. _____
_____	_____	Hrs. _____
_____	_____	Hrs. _____

WORK IN PROGRESS THIS DATE

Contractor and subcontractors did not work today due to extended Thanksgiving Holiday.

REMARKS, OVERALL PROGRESS, INSTRUCTIONS TO CONTRACTOR, ETC.
 (Use back of sheet for sketches, additional remarks, etc.)

NOTE: This form is not to be used for cost records

Signature: 
 Title: Project Inspector

CC: Manatee County



DAILY CONSTRUCTION REPORT

601 Cleveland Street, Suite 205

Clearwater, FL 33755

Ph. (727) 442-7196

Fx. (727) 461-3827

Received	NOTED
	Proj Rep

Contractor: **Westra Construction Corporation**

Date: **November 21, 2001**

Weather: **Partly Cloudy 60°-80°**

Proj. Name: **Southeast Regional WTP Expansion**

Location: **State Road 64 and Lena Rd, Manatee County, Florida**

Project No: **01024.0008**

DELAYS

Weather _____ Hrs.

Other _____ Hrs.

Cause _____

PERSONNEL

Supervisory	1	Men	10	Hrs.
Skilled	25	Men	10	Hrs.
Unskilled		Men		Hrs.
1-Road Grader			10	Hrs.
1-Crane			10	Hrs.
1-Bull Dozer			10	Hrs.
1-Dump Trucks			0	Hrs.

EQUIPMENT

4-P/U Truck	10	Hrs.
1-Dewatering Syst	0	Hrs.
Misc. Tools	10	Hrs.
1-Roller	0	Hrs.
2-Track Hoe	10	Hrs.
2-F/E Loader	10	Hrs.
1-Fork Lift	10	Hrs.
1-Back Hoe	10	Hrs.

OTHERS

		Hrs.
		Hrs.
		Hrs.
		Hrs.
		Hrs.
		Hrs.
		Hrs.
		Hrs.

Cogburn Bros. Electric, Inc.

Supervisory	1	Men	10	Hrs.
Skilled	5	Men	10	Hrs.
Unskilled		Men		Hrs.
1-P/U Truck			10	Hrs.
1-Track Hoe			10	Hrs.
Misc. Tools			10	Hrs.

Service Painting of Florida, Inc.

Supervisory	1	9	Hrs.
Skilled	2	9	Hrs.
Unskilled			Hrs.
1-P/U Truck		9	Hrs.
Misc. Tools		9	Hrs.

Standard Demolition, Inc.

Supervisory			Hrs.
Skilled	3	4	Hrs.
Unskilled			Hrs.
1-bobcat		4	Hrs.
1-Truck w/tools		4	Hrs.

WORK IN PROGRESS THIS DATE

Westra: Coordination and supervision of project; installation of aluminum handrail and kick plates on elevated walkway and stairs at Sludge Holding Tanks; installation of metal pipe supports, installation of PVC piping for sample line and sinks at Sludge Holding Tanks; cleaning interior of Equalization Tank and removal of damaged concrete floor slab around inlet piping; re-installing 4-inch PVC reclaimed water piping that was removed during construction of Sludge Box No. 1; core drill hole for level transmitter at CCC No. 3 & 4, Flow Splitter Box and Flow Splitter Box at Clarifiers; placement of crushed concrete base material at access road pipe crossings

Cogburn: Installation of conduit raceway, pulling and termination wiring for instrumentation controls through out project site; installation of conduit raceway system for existing aerators on Basin No. 1 and 2.

Service Painting: Painting exterior of MCC/Blower building No. 2.

Standard Demolition: Removal of existing interior baffle wall in side west end of Aeration Basin No. 2.

REMARKS, OVERALL PROGRESS, INSTRUCTIONS TO CONTRACTOR, ETC.

(Use back of sheet for sketches, additional remarks, etc.)

Visitor: mike Kistner, Cogburn Bros. Electric, Inc.

NOTE: This form is not to be used for cost records

CC: Manatee County


Signature: Joe Resendes
Title: Project Inspector

**McKIM & CREED****DAILY CONSTRUCTION REPORT**

601 Cleveland Street, Suite 205

Clearwater, FL 33755

Ph. (727) 442-7196

Fx. (727) 461-3827

Received
NOTED
Proj Rep

Contractor: **Westra Construction Corporation**

Date: **November 20, 2001**

Weather: **Partly Cloudy 60°-80°**

Proj. Name: **Southeast Regional WTP Expansion**

Location: **State Road 64 and Lena Rd, Manatee County, Florida**

Project No: **01024.0008**

DELAYS

Weather _____ Hrs.

Other _____ Hrs.

Cause _____

PERSONNEL

Supervisory	1	Men	10	Hrs.
Skilled	25	Men	10	Hrs.
Unskilled		Men		Hrs.
1-Road Grader			10	Hrs.
1-Crane			10	Hrs.
1-Bull Dozer			10	Hrs.
1-Dump Trucks			0	Hrs.

EQUIPMENT

4-P/U Truck	10	Hrs.
1-Dewatering Syst	0	Hrs.
Misc. Tools	10	Hrs.
1-Roller	0	Hrs.
2-Track Hoe	10	Hrs.
2-F/E Loader	10	Hrs.
1-Fork Lift	10	Hrs.
1-Back Hoe	10	Hrs.

OTHERS

		Hrs.
		Hrs.
		Hrs.
		Hrs.
		Hrs.
		Hrs.
		Hrs.
		Hrs.

Cogburn Bros. Electric, Inc.

Supervisory	1	Men	10	Hrs.
Skilled	5	Men	10	Hrs.
Unskilled		Men		Hrs.
1-P/U Truck			10	Hrs.
1-Track Hoe			10	Hrs.
Misc. Tools			10	Hrs.

Service Painting of Florida, Inc.

Supervisory	1	9	Hrs.
Skilled	2	9	Hrs.
Unskilled			Hrs.
1-P/U Truck		9	Hrs.
Misc. Tools		9	Hrs.
			Hrs.
			Hrs.

Standard Demolition, Inc.

Supervisory			Hrs.
Skilled	3	8	Hrs.
Unskilled			Hrs.
1-bobcat		8	Hrs.
1-Truck w/tools		8	Hrs.
			Hrs.
			Hrs.

WORK IN PROGRESS THIS DATE

Westra: Coordination and supervision of project; installation of aluminum handrail and kick plates on elevated walkway and stairs at Sludge Holding Tanks; installation of piping to relocated existing grit cyclone at Headworks Structure; placement of crushed concrete roadway base material at area around Sludge Holding Tanks and MCC/Blower Building No. 3; installation of metal pipe supports. installation of PVC piping for sample line and sinks at Sludge Holding Tanks; installation of 6-inch PVC piping for new scum line to from WAS/RAS pumping Station to Sludge Holding Tanks; cleaning interior of Equalization Tank and removal of damaged concrete floor slab around inlet piping; installation of telescoping valves inside of Sludge Box No. 1 and re-install 4-inch PVC reclaimed water piping that was removed during construction of Sludge Box.

Cogburn: Installation of conduit raceway, pulling and termination wiring for instrumentation controls through out project site, lighting inside of Main Electrical Building and yard lighting throughout project site.

Service Painting: Painting exterior concrete walls of existing Headworks structure to include both modifications and existing.

Standard Demolition: Removal of existing interior baffle wall in side west end of Aeration Basin No. 2.

REMARKS, OVERALL PROGRESS, INSTRUCTIONS TO CONTRACTOR, ETC.

(Use back of sheet for sketches, additional remarks, etc.)

Note 1: Technician from Ashbrook Corporation was on site today working on initial start-up inspection of gravity belt thickener and control panel.

Note 2: Continue hauling stone for Landfill Leachate collection System.

Note 3: Cutler-Hammer technician was on site today to continue working on switch problem with switcher gear M-4.

Note 4: Sludge Holding Tanks No. 2 walk-thru inspection was conducted today, see sign-in for attendees and items that need corrective action.

NOTE: This form is not to be used for cost records

CC: Manatee County


Signature: Joe Resendes
Title: Project Inspector

**SLUDGE HOLDING TANK NO. 2 INTERIOR
WALK-THRU INSPECTION MINUTES
SOUTHEAST REGIONAL WASTEWATER TREATMENT PLANT EXPANSION
Manatee County
Contract No. 99-2691-DC
November 20, 2001**

1. Walk-thru inspection was conducted today on interior of Sludge Holding Tank No. 2.
2. The following is items that need to be corrected;
 - a. Clean debris from center sump.
 - b. Tighten loose flange bolts on main air header.
 - c. Provide full welds on pipe supports.
 - d. Clean debris from interior of tank and remove concrete splatter on floor.
 - e. Touch-up pipe at wall sleeves, red primer showing.
 - f. Remove and replace non-stainless steel nuts on clamp at vertical air piping.
 - g. Correct loose pipe clamps on vertical piping.
 - h. Correct alignment of air piping on exterior of Tank that is not plum.
3. Following requirements must be completed prior to Sludge Tank No. 2 being started to be filled with WAS;
 - a. Complete items listed above and re-inspection completed.
 - b. Complete pressure testing of WAS piping and scum piping.
 - c. Provide safe access for plant staff to monitor filling process.
 - d. Tie-in of new scum piping must be completed at the same time as the tie-in of new WAS piping to existing on east side of existing Sludge Tanks.

**SOUTHEAST REGIONAL WASTEWATER
TREATMENT PLANT EXPANSION**

Manatee County, Florida
County Bid No. 99-2691-DC
M&C Project No. 01024.0008

Date: Tuesday November 20, 2001 Time: 1:00 PM
Location: Southeast Regional Wastewater Treatment Plant Expansion
Purpose: Walk-thru Interior Inspection of Sludge Holding Tank No. 2

	<u>Name (Please Print)</u>	<u>Title</u>	<u>Representing</u>	<u>Phone No.</u>
1.	JOE RESENDES	PROJECT SUPERVISOR	M&C	747-7490
2.	Wayne Sankley	MAINTENANCE SUP.	MANATEE CO.	792-8785
3.	Jeff Blosser	W/W OPER. III	SEKTP	
4.	Tom THRESEN	TRCH	SEKTP	
5.	Alan Stewart	Tech	SEKTP	
6.	Bill Krams	Supt	WESTRA	
7.				
8.				
9.				
10.				
11.				
12.				
13.				
14.				
15.				
16.				
17.				
18.				

See attached remarks for discussion and comments
cc: All Attendees

**McKIM & CREED****DAILY CONSTRUCTION REPORT**

601 Cleveland Street, Suite 205

Clearwater, FL 33755

Ph. (727) 442-7196

Fx. (727) 461-3827

Received
NOTED
Proj Rep

Contractor: **Westra Construction Corporation**Date: **November 19, 2001**Weather: **Partly Cloudy 60°-80°**Proj. Name: **Southeast Regional WTP Expansion**Location: **State Road 64 and Lena Rd, Manatee County, Florida**Project No: **01024.0008****DELAYS**

Weather _____ Hrs.

Other _____ Hrs.

Cause _____

PERSONNEL

Supervisory	1	Men	10	Hrs.
Skilled	25	Men	10	Hrs.
Unskilled		Men		Hrs.
1-Road Grader			10	Hrs.
1-Crane			10	Hrs.
1-Bull Dozer			10	Hrs.
1-Dump Trucks			0	Hrs.

EQUIPMENT

4-P/U Truck	10	Hrs.
1-Dewatering Syst	0	Hrs.
Misc. Tools	10	Hrs.
1-Roller	0	Hrs.
2-Track Hoe	10	Hrs.
2-F/E Loader	10	Hrs.
1-Fork Lift	10	Hrs.
1-Back Hoe	10	Hrs.

OTHERS

_____	_____	Hrs.
_____	_____	Hrs.
_____	_____	Hrs.
_____	_____	Hrs.
_____	_____	Hrs.
_____	_____	Hrs.
_____	_____	Hrs.

Cogburn Bros. Electric, Inc.

Supervisory	1	Men	10	Hrs.
Skilled	5	Men	10	Hrs.
Unskilled		Men		Hrs.
1-P/U Truck			10	Hrs.
1-Track Hoe			10	Hrs.
Misc. Tools			10	Hrs.

Service Painting of Florida, Inc.

Supervisory	1	9	Hrs.
Skilled	2	9	Hrs.
Unskilled			Hrs.
1-P/U Truck		9	Hrs.
Misc. Tools		9	Hrs.
_____			Hrs.
_____			Hrs.

Henderson Wilder, Contractors

Supervisory			Hrs.
Skilled	2	9	Hrs.
Unskilled			Hrs.
1-Concrete Pump		9	Hrs.
1-P/U truck w/tools		9	Hrs.
_____			Hrs.
_____			Hrs.

WORK IN PROGRESS THIS DATE

Westra: Coordination and supervision of project; installation of aluminum handrail on elevated walkway and stairs at Sludge Holding Tanks; installation of piping to relocated existing grit cyclone at Headworks Structure; grading area around Sludge Holding Tanks and MCC/Blower Building No. 3 in preparation for placement of crushed concrete roadway base material; installation of metal pipe supports, installation of PVC piping for sample line and sinks at Sludge Holding Tanks; pressure testing of Leachate force mains piping (see attached pipe test reports); excavating areas at existing RAS/WAS Pumping Station in preparation for tie-in of new scum piping to new Sludge Holding Tank; working with subcontractor pressure grouting at Equalization Tank.

Cogburn: Installation of conduit roadway, pulling and termination wiring for instrumentation controls, lighting inside of Main Electrical Building and yard lighting throughout project site.

Service Painting: Painting exterior concrete walls of Flow Splitter Box; cleaning exterior of existing Headworks structure in preparation for painting.

Henderson Wilder: Continue pressure grouting under Equalization Tank floor slab. A total of 25 cubic yards of grouted was pressure grouted for the day for a total of 61 cubic yards.

REMARKS, OVERALL PROGRESS, INSTRUCTIONS TO CONTRACTOR, ETC.

(Use back of sheet for sketches, additional remarks, etc.)

Note 1: Stone for Landfill Leachate Collection System work started arriving on job site today.

Note 2: Technician from Ashbrook Corporation was on site today working on initial start-up inspection of gravity belt thickener and control panel.

Note 3: Technician from Cutler-Hammer was on site today to continue working on switching problem on M-4 switchgear.

NOTE: This form is not to be used for cost records

Signature:  Jose Resendes
Title: Project Inspector

CC: Manatee County



McKIM & CREED

PROJECT : SERWTP Expansion, Manatee County

PROJECT No. : 01024-0008

PIPE TESTING

Test Date: November 19, 2001

Pipe Size (Inches): 8 and 12 Material: PVC

Pipe Identification: Leachate (LC)

Location of Pipe: Landfill Piping and plant yard piping (8-inch, 235 LF)(450-inch 450 LF)

From: Above ground metering facility (sta. 300+00) To: Connection to existing 8-inch LC at Sta. 302+35, Equalization Tank and connection at existing sanitary forcemain on north side of Headworks structure.

Valves, Equipment in Line: Meter, gate valve and plug valve

Type Of Test: Hydrostatic Test

Specification for Reference Test: Section 02630-6, 3.8 Testing and Leakage

P.S.I. Test Pressure: 150 PSI for 2 hours

Test Remarks: Test started at 3:20PM and completed at 5:20PM, Test pressure start at 150 PSI with no noticeable drop in pressure at end of two hours.

Allowable leakage: .66 gph per 1000 ft of pipe for 1 hour for 8-inch and .99 gph per 1000 ft of pipe for 1 hour for 12-inch, totals allowable leakage for two hours@ 8-inch, 235 LF and 12-inch, 450 LF = 1.30 gallons

Pass: Approved Fail: _____

Contractors Representative: John Abner

McKim & Creed Representative: Joe Resendes

Miscellaneous Comments: _____



MCKIM & CREED

PROJECT : SERWTP Expansion, Manatee County

PROJECT No. : 01024-0008

PIPE TESTING

Test Date: November 19, 2001

Pipe Size (Inches): 8 Material: PVC

Pipe Identification: Leachate (LC)

Location of Pipe: Landfill Piping 350 LF

From: Above ground metering facility (sta. 300+00) To: Connection to existing 8-inch LC at Sta. 600+50

Valves, Equipment in Line: None

Type Of Test: Hydrostatic Test

Specification for Reference Test: Section 02630-6, 3.8 Testing and Leakage

P.S.I. Test Pressure: 150 PSI for 2 hours

Test Remarks: Test started at 11:25 AM and completed at 1:25 PM, Test pressure start at 150 PSI with no noticeable drop in pressure at end of two hours.

Allowable leakage: .66 gph per 1000 ft of pipe for 1 hour, totals allowable leakage for two hours@ 350 LF = 0.46gallons

Pass: Approved Fail: _____

Contractors Representative: John Abner 

McKim & Creed Representative: Joe Resendes 

Miscellaneous Comments: _____



MCKIM & CREED

PROJECT : SERWTP Expansion, Manatee County

PROJECT No. : 01024-0008

PIPE TESTING

Test Date: November 19, 2001

Pipe Size (Inches): 6 Material: PVC

Pipe Identification: Leachate (LC)

Location of Pipe: Landfill Piping 340 LF

From: Above ground metering facility (sta. 300+00) To: Connection to existing 6-inch LC at Sta. 600+40

Valves, Equipment in Line: None

Type Of Test: Hydrostatic Test

Specification for Reference Test: Section 02630-6, 3.8 Testing and Leakage

P.S.I. Test Pressure: 150 PSI for 2 hours

Test Remarks: Test started at 11:25 AM and completed at 1:25 PM, Test pressure start at 150 PSI with no noticeable drop in pressure at end of two hours.

Allowable leakage: .50 gph per 1000 ft of pipe for 1 hour, totals allowable leakage for two hours@ 340 LF = 0.34gallons

Pass: Approved Fail: _____

Contractors Representative: John Abner

McKim & Creed Representative: Joe Resendes

Miscellaneous Comments: _____



MCKIM & CREED

PROJECT : SERWTP Expansion, Manatee County

PROJECT No. : 01024-0008

PIPE TESTING

Test Date: November 19, 2001

Pipe Size (Inches): 6 Material: PVC

Pipe Identification: Leachatre

Location of Pipe: Landfill Piping 2,560 LF

From: Above ground metering facility (sta. 1+00) To: Existing South Leachate P.S.
(sta. 25+60)

Valves, Equipment in Line: None

Type Of Test: Hydrostatic Test

Specification for Reference Test: Section 02630-6, 3.8 Testing and Leakage

P.S.I. Test Pressure: 150 PSI for 2 hours

Test Remarks: Test started at 8:25 AM and completed at 10:25 AM, Test pressure start
was 150 PSI with no noticeable drop in pressure at end of two hours.

Allowable leakage: .50 gph per 1000 ft of pipe for 1 hour, totals allowable leakage for
two hours@ 2,560 LF = 2.56 gallons

Pass: Approved

Fail: _____

Contractors Representative: John Abner

McKim & Creed Representative: Joe Resendes

Miscellaneous Comments: _____



601 Cleveland Street, Suite 205

Clearwater, FL 33755
Ph. (727) 442-7196
Fx. (727) 461-3827

DAILY CONSTRUCTION REPORT

Received	_____
NOTED	_____
Proj Rep	_____
_____	_____
_____	_____

Contractor: **Westra Construction Corporation**
Date: **November 16, 2001**
Weather: **Partly Cloudy 60°-80°**
Proj. Name: **Southeast Regional WTP Expansion**
Location: **State Road 64 and Lena Rd, Manatee County, Florida**
Project No: **01024.0008**

DELAYS

Weather _____ Hrs.
Other _____ Hrs.
Cause _____

PERSONNEL

Supervisory	1	Men	8	Hrs.
Skilled	25	Men	8	Hrs.
Unskilled		Men		Hrs.
1-Road Grader			8	Hrs.
1-Crane			8	Hrs.
1-Bull Dozer			8	Hrs.
1-Dump Trucks			0	Hrs.

EQUIPMENT

4-P/U Truck	8	Hrs.
1-Dewatering Syst	0	Hrs.
Misc. Tools	8	Hrs.
1-Roller	0	Hrs.
2-Track Hoe	8	Hrs.
2-F/E Loader	8	Hrs.
1-Fork Lift	8	Hrs.
1-Back Hoe	8	Hrs.

OTHERS

Jansen & Son		Hrs.
1-Skilled	8	Hrs.
1-Van w/Tools	8	Hrs.
		Hrs.
		Hrs.
		Hrs.
		Hrs.
		Hrs.

Cogburn Bros. Electric, Inc.

Supervisory		Men		Hrs.
Skilled	5	Men	8	Hrs.
Unskilled		Men		Hrs.
1-P/U Truck			8	Hrs.
1-Track Hoe			8	Hrs.
Misc. Tools			8	Hrs.

Service Painting of Florida, Inc.

Supervisory		Hrs.
Skilled		Hrs.
Unskilled		Hrs.
1-P/U Truck	0	Hrs.
Misc. Tools	0	Hrs.
		Hrs.
		Hrs.

Supervisory		Hrs.
Skilled		Hrs.
Unskilled		Hrs.
		Hrs.
		Hrs.
		Hrs.
		Hrs.

WORK IN PROGRESS THIS DATE

Westra: Coordination and supervision of project; installation of aluminum handrail on elevated walkway and stairs at Sludge Holding Tanks; installation of piping to relocated existing grit cyclone at Headworks Structure; grading area around Sludge Holding Tanks and MCC/Blower Building No. 3 in preparation for placement of crushed concrete roadway base material; erection of formwork and reinforcing for concrete pipe supports for MARS Pipeline, effluent pipe header and concrete stair pad of CCC No. 3 & 4 and for sidewalk on east side of Main Electrical Building; installation of metal pipe supports and installation of PVC piping for sample line at Sludge Holding Tanks; reinstalled existing 4-inch reclaimed water on east side of existing Aeration basin No. 1 and 2 that was removed during installation of 36-inch ML piping; preparation for pressure testing Leachate force main piping.

Cogburn: Installation of conduit raceway, pulling and termination wiring for instrumentation, controls and for yard lighting throughout project site.

Jansen & Son: Removal of existing drop ceiling and installation of new drop ceiling at Main Electrical Building MCC rooms.

REMARKS, OVERALL PROGRESS, INSTRUCTIONS TO CONTRACTOR, ETC.

(Use back of sheet for sketches, additional remarks, etc.)

Note 1: Undersign was not on site today, information provide by contractor and subcontractors.

NOTE: This form is not to be used for cost records


Signature: Joe Rocandee
Title: Project Inspector

CC: Manatee County

**McKIM & CREED****DAILY CONSTRUCTION REPORT**

601 Cleveland Street, Suite 205

Clearwater, FL 33755

Ph. (727) 442-7196

Fx. (727) 461-3827

Received	NOTED
	Proj Rep

Contractor: **Westra Construction Corporation**

Date: **November 15, 2001**

Weather: **Partly Cloudy 60°-80°**

Proj. Name: **Southeast Regional WTP Expansion**

Location: **State Road 64 and Lena Rd, Manatee County, Florida**

Project No: **01024.0008**

DELAYS

Weather _____ Hrs.

Other _____ Hrs.

Cause _____

PERSONNEL

Supervisory	1	Men	10	Hrs.
Skilled	25	Men	10	Hrs.
Unskilled		Men		Hrs.
1-Road Grader			0	Hrs.
1-Crane			10	Hrs.
1-Bull Dozer			10	Hrs.
1-Dump Trucks			0	Hrs.

EQUIPMENT

4-P/U Truck	10	Hrs.
1-Dewatering Syst	0	Hrs.
Misc. Tools	10	Hrs.
1-Roller	0	Hrs.
2-Track Hoe	10	Hrs.
2-F/E Loader	10	Hrs.
1-Fork Lift	10	Hrs.
1-Back Hoe	10	Hrs.

OTHERS

Jansen & Son		Hrs.
1-Skilled	8	Hrs.
1-Van w/Tools	8	Hrs.
		Hrs.
		Hrs.
		Hrs.
		Hrs.

Cogburn Bros. Electric, Inc.

Supervisory		Men		Hrs.
Skilled	5	Men	10	Hrs.
Unskilled		Men		Hrs.
1-P/U Truck			10	Hrs.
1-Track Hoe			10	Hrs.
Misc. Tools			10	Hrs.

Service Painting of Florida, Inc.

Supervisory	1	9	Hrs.
Skilled	2	9	Hrs.
Unskilled			Hrs.
1-P/U Truck		9	Hrs.
Misc. Tools		9	Hrs.
			Hrs.

Supervisory			Hrs.
Skilled			Hrs.
Unskilled			Hrs.
			Hrs.
			Hrs.
			Hrs.

WORK IN PROGRESS THIS DATE

Westra: Coordination and supervision of project; installation of aluminum handrail on elevated walkway and stairs at Sludge Holding Tanks; installation of piping to relocated existing grit cyclone at Headworks Structure; grading area around Sludge Holding Tanks and MCC/Blower Building No. 3 in preparation for placement of crushed concrete roadway base material; erection of formwork and reinforcing for concrete pipe supports for MARS Pipeline, effluent pipe header and concrete stair pad of CCC No. 3 & 4 and for sidewalk on east side of Main Electrical Building; installation of metal pipe supports and installation of PVC piping for sample line at Sludge Holding Tanks; installation of 6-inch RAS pipe to Equalization Tank; preparation for pressure testing Leachate force main piping.

Cogburn: Installation of conduit raceway, pulling and termination wiring for instrumentation, controls and for yard lighting throughout project site.

Service Painting: Painting piping on interior and exterior of Sludge Holding Tanks and painting exterior of Flow Splitter Box

Jansen & Son: Removal of existing drop ceiling and installation of new drop ceiling at Main Electrical Building MCC rooms.

REMARKS, OVERALL PROGRESS, INSTRUCTIONS TO CONTRACTOR, ETC.

(Use back of sheet for sketches, additional remarks, etc.)

Note 1: PSI was on site today to conduct existing roadway subgrade between MCC/Blower Building No. 3 and Sludge Holding Tanks. A total of two (2) tests were taken with both obtaining passing results of 98% plus.

Note 2: Custom Pump and Controls representative was on site today to conduct training on WAS pumps, RAS pumps, Effluent pumps and Scum Ejectors. See attached sign-ins for attendees from Manatee County.

Note 3: undersign was not on site today, information provide by contractor and subcontractors.

NOTE: This form is not to be used for cost records

Signature: 
Title: Project Inspector

CC: Manatee County

**SOUTHEAST REGIONAL WASTEWATER
TREATMENT PLANT EXPANSION
Manatee County, Florida
County Bid No. 99-2691-DC
M&C Project No. 01024.0008**

EQUIPMENT TRAINING

Date: 11/15/01 Start Time: 9:30 End Time: 9:45

Equipment/System: WAS Pumps

Manufacture/Supplier: Custom Pump Instructor: Steve Jare

<u>Name (Please Print)</u>	<u>Title</u>	<u>Representing</u>
1. <u>Darrell Young</u>	<u>MAINTENANCE SUPERVISOR</u>	
2. <u>THOMAS THEISEN</u>	<u>TECH</u>	
3. <u>Don Shaw Warner</u>	<u>ELER</u>	
4. <u>Alan R. Stewart</u>	<u>Tech</u>	
5. _____		
6. _____		
7. _____		
8. _____		
9. _____		
10. _____		
11. _____		
12. _____		
13. _____		
14. _____		
15. _____		

**SOUTHEAST REGIONAL WASTEWATER
TREATMENT PLANT EXPANSION
Manatee County, Florida
County Bld No. 99-2691-DC
M&C Project No. 01024.0008**

EQUIPMENT TRAINING

Date: 11/15/01 Start Time: 9:00 End Time: 9:15

Equipment/System: RAS Pump

Manufacture/Supplier: Custom Pump Instructor: Steve Joyce

<u>Name (Please Print)</u>	<u>Title</u>	<u>Representing</u>
1. <u>Darrell Young</u>	<u>MAINTENANCE SUPERVISOR</u>	
2. <u>Thomas Titzel</u>	<u>TECH</u>	
3. <u>LARRY L VAN WORMER</u>	<u>ELEC.</u>	
4. <u>Alan R. Stewart</u>	<u>Tech</u>	
5. _____		
6. _____		
7. _____		
8. _____		
9. _____		
10. _____		
11. _____		
12. _____		
13. _____		
14. _____		
15. _____		

**SOUTHEAST REGIONAL WASTEWATER
TREATMENT PLANT EXPANSION
Manatee County, Florida
County Bid No. 99-2691-DC
M&C Project No. 01024.0008**

EQUIPMENT TRAINING

Date: 11/15/01 Start Time: 9:15 End Time: 9:30

Equipment/System: Effluent Pumps

Manufacture/Supplier: Custom Pump Instructor: Steve Lyle

<u>Name (Please Print)</u>	<u>Title</u>	<u>Representing</u>
1. <u>Darryl Founds</u>	<u>MAINTENANCE Supervisor</u>	
2. <u>THOMAS THRESEN</u>	<u>TECH</u>	
3. <u>LARRY VAN WORMER</u>	<u>ELEC</u>	
4. <u>ALAN R STEWART</u>	<u>Tech</u>	
5. _____		
6. _____		
7. _____		
8. _____		
9. _____		
10. _____		
11. _____		
12. _____		
13. _____		
14. _____		
15. _____		

**SOUTHEAST REGIONAL WASTEWATER
TREATMENT PLANT EXPANSION
Manatee County, Florida
County Bid No. 99-2691-DC
M&C Project No. 01024.0008**

EQUIPMENT TRAINING

Date: 11/15/01 Start Time: 9:45 End Time: 10:15

Equipment/System: Evaporator

Manufacture/Supplier: Custom Pump Instructor: Steve Joyce

	<u>Name (Please Print)</u>	<u>Title</u>	<u>Representing</u>
1.	DARRELL GOUNG	MAINTENANCE SUPERVISOR	
2.	THOMAS THURSDEN	TECH	
3.	LARRY L. BOWEN	ELEC	
4.	ALAN R. STANFORD	TECH	
5.			
6.			
7.			
8.			
9.			
10.			
11.			
12.			
13.			
14.			
15.			

**McKIM & CREED**

601 Cleveland Street, Suite 205

Clearwater, FL 33755

Ph. (727) 442-7196

Fx. (727) 461-3827

DAILY CONSTRUCTION REPORT

Received	_____
NOTED	_____
Proj Rep	_____
_____	_____
_____	_____

Contractor: **Westra Construction Corporation**
 Date: **November 14, 2001**
 Weather: **Mostly Cloudy 60°-80°**
 Proj. Name: **Southeast Regional WTP Expansion**
 Location: **State Road 64 and Lena Rd, Manatee County, Florida**
 Project No: **01024.0008**

DELAYS

Weather _____ Hrs.
 Other _____ Hrs.
 Cause _____

PERSONNEL

Supervisory	1	Men	10	Hrs.
Skilled	25	Men	10	Hrs.
Unskilled		Men		Hrs.
1-Road Grader			0	Hrs.
1-Crane			10	Hrs.
1-Bull Dozer			10	Hrs.
1-Dump Trucks			0	Hrs.

EQUIPMENT

4-P/U Truck	10	Hrs.
1-Dewatering Syst	0	Hrs.
Misc. Tools	10	Hrs.
1-Roller	0	Hrs.
2-Track Hoe	10	Hrs.
2-F/E Loader	10	Hrs.
1-Fork Lift	10	Hrs.
1-Back Hoe	10	Hrs.

OTHERS

Jansen & Son		Hrs.
1-Skilled	8	Hrs.
1-Van w/Tools	8	Hrs.
		Hrs.
		Hrs.
		Hrs.
		Hrs.
		Hrs.

Cogburn Bros. Electric, Inc.

Supervisory	1	Men	10	Hrs.
Skilled	5	Men	10	Hrs.
Unskilled		Men		Hrs.
1-P/U Truck			10	Hrs.
1-Track Hoe			10	Hrs.
Misc. Tools			10	Hrs.

Service Painting of Florida, Inc.

Supervisory	1	9	Hrs.
Skilled	2	9	Hrs.
Unskilled			Hrs.
1-P/U Truck		9	Hrs.
Misc. Tools		9	Hrs.
			Hrs.
			Hrs.

Supervisory			Hrs.
Skilled			Hrs.
Unskilled			Hrs.
			Hrs.
			Hrs.
			Hrs.
			Hrs.

WORK IN PROGRESS THIS DATE

Westra: Coordination and supervision of project; installation of aluminum handrail on elevated walkway of both Sludge Holding Tanks; installation of piping to relocated existing grit cyclone at Headworks Structure; grading area on west side of existing C.C.C. No. 3 & 4 and for retention pond on north side of existing Main Electrical Building; erection of formwork and reinforcing for concrete pipe supports for MARS Pipeline, effluent pipe header and concrete stair pad of CCC No. 3 & 4 and for sidewalk on east side of Main Electrical Building; installation of metal pipe supports on WAS and RAS pump header system at WAS/RAS Pumping Station; installation of metal piping supports on piping at Sludge Holding Tanks; survey crew worked on final grading elevation around Sludge Holding Tanks; installation of 6-inch RAS pipe to Equalization Tank; Installation of 6-inch and 8-inch Leachate force mains.

Cogburn: Installation of conduit raceway, pulling and termination wiring for instrumentation, controls throughout project site.

Service Painting: Painting piping on interior and exterior of Sludge Holding Tanks.

Jansen & Son: Removal of existing drop ceiling and installation of new drop ceiling at Main Electrical Building MCC rooms.

REMARKS, OVERALL PROGRESS, INSTRUCTIONS TO CONTRACTOR, ETC.

(Use back of sheet for sketches, additional remarks, etc.)

Note 1: Ellis K. Phelps technician was on site today to conduct start-up of Reject Pump Station, start-up report to be submitted at a later date.

Note 2: Cutler-Hammer service technician was on site today working on switchgear M-4 switching problem.

NOTE: This form is not to be used for cost records

CC: Manatee County


Signature Joe Resendes
Title: Project Inspector



601 Cleveland Street, Suite 205

Clearwater, FL 33755

Ph. (727) 442-7196

Fx. (727) 461-3827

DAILY CONSTRUCTION REPORT

Received _____
NOTED _____
Proj Rep _____

Contractor: **Westra Construction Corporation**
Date: **November 13, 2001**
Weather: **Mostly Sunny 60°-80°**
Proj. Name: **Southeast Regional WTP Expansion**
Location: **State Road 64 and Lena Rd, Manatee County, Florida**
Project No: **01024.0008**

DELAYS

Weather _____ Hrs.
Other _____ Hrs.
Cause _____

PERSONNEL

Supervisory	1	Men	10	Hrs.
Skilled	22	Men	10	Hrs.
Unskilled		Men		Hrs.
1-Road Grader			0	Hrs.
1-Crane			10	Hrs.
1-Bull Dozer			10	Hrs.
1-Dump Trucks			0	Hrs.

EQUIPMENT

4-P/U Truck	10	Hrs.
1-Dewatering Syst	0	Hrs.
Misc. Tools	10	Hrs.
1-Roller	0	Hrs.
2-Track Hoe	10	Hrs.
2-F/E Loader	10	Hrs.
1-Fork Lift	10	Hrs.
1-Back Hoe	10	Hrs.

OTHERS

		Hrs.
		Hrs.
		Hrs.
		Hrs.
		Hrs.
		Hrs.
		Hrs.
		Hrs.

Cogburn Bros. Electric, Inc.

Supervisory	1	Men	10	Hrs.
Skilled	5	Men	10	Hrs.
Unskilled		Men		Hrs.
1-P/U Truck			10	Hrs.
1-Track Hoe			10	Hrs.
Misc. Tools			10	Hrs.

Service Painting of Florida, Inc.

Supervisory	1	9	Hrs.
Skilled	2	9	Hrs.
Unskilled			Hrs.
1-P/U Truck		9	Hrs.
Misc. Tools		9	Hrs.
			Hrs.
			Hrs.

Henderson Wilder, Contractors

Supervisory			Hrs.
Skilled	2	9	Hrs.
Unskilled			Hrs.
1-Concrete Pump		9	Hrs.
1-Truck w/tools		9	Hrs.
			Hrs.
			Hrs.

WORK IN PROGRESS THIS DATE

Westra: Coordination and supervision of project; installation of aluminum handrail on elevated walkway of both Sludge Holding Tanks; installation of piping to relocated existing grit cyclone at Headworks Structure; grading area on west side of existing C.C.C. No. 3 & 4 and retention pond on north side of existing Main Electrical Building; installation of steel casing for 6-inch and 8-inch Leachate force mains across swales; hauled stockpiled dirt from west end of project site to area identified by county; installation PVC panels on canopy for gravity belt thickener; erection of formwork and reinforcing for concrete pipe supports for MARS Pipeline and effluent pipe header at CCC No. 3 & 4; worked with contractor grouting Equalization Tank floor; installation of metal pipe supports on WAS and RAS pump header system at WAS/RAS Pumping Station.

Cogburn: Installation of conduit raceway, pulling and termination wiring for instrumentation, controls throughout project site; installation of ceiling mounted light fixtures at Main Electrical Building generator room addition.

Service Painting: Painting piping at Flow Splitter Box and Clarifiers; painting exterior concrete walls of Sludge Box No. 1 & 2; pressure washing exterior of Headworks structure in preparation of application of painting system.

Henderson Wilder: Pressured grouted Equalization Tank floor. A total of 36 cubic yards of 4,000 PSI was pumped for the day. (see attached grout design)

REMARKS, OVERALL PROGRESS, INSTRUCTIONS TO CONTRACTOR, ETC.

(Use back of sheet for sketches, additional remarks, etc.)

Note 1: EMCO representative was on site today to conduct training on Filters, Clarifiers, mechanical aerators, mixers and velocity flow control gate (see attached sign-in's for attendees)


NOTE: This form is not to be used for cost records


Signature: Joe Resendes
Title: Project Inspector

CC: Manatee County



FLORIDA ROCK INDUSTRIES, INC.
 MATERIALS TESTING LABORATORY
 8225 25th Ct. East
 Sarasota, Florida 34243
 (941) 351-9611



CONCRETE MIX DESIGN

CLASS OF CONCRETE: **4000 PSI Grout**MIX NO.: **56-8463**

PROJECT:
 ARCHITECT:
 ENGINEER:
 CONTRACTOR:

DATE: **10-16-01**
 REPORT NO.: **1**

CEMENT:
 CEMENTITIOUS MATERIAL:
 FINE AGGREGATE:
 COARSE AGGREGATE I:
 COARSE AGGREGATE II:
 AIR-ENTRAINING AGENT:
 CHEMICAL ADMIXTURE:

**Type I Portland
 Fly Ash Type F
 Silica Sand**

MATERIALS

**ASTM C-150 Lafarge Corp.
 ASTM C 618 Florida Mining & Materials
 ASTM C 33 Florida Rock Industries Inc.**

**Entrapped Air
 WRDA 60**

ASTM C 494 W. R. Grace & Company

TESTS ON AGGREGATES

TESTS ON AGGREGATES												
FINE AGGREGATE	Specific Gravity	Unit Weight	Colorimetric Test	GRADATION (% PASSING U.S. SIEVE)								F.M.
				3/8"	#4	#8	#16	#30	#50	#100	#200	
I	2.63	102	Lighter Than Std.		100	99	91	61	20	3		2.26
COARSE AGGREGATE	Specific Gravity	Unit Weight	L.A. Abrasion	GRADATION (% PASSING U.S. SIEVE)								F.M.
				2"	1 1/2"	1"	3/4"	1/2"	3/8"	#4	#8	
I												
II												

MIX DESIGN FOR **4000** PSI CONCRETE AT **28** DAYS

Cement Content*: 9.8 cwt/cu. yd.	Slump: N/A	in.	Fine Agg. Volume: 100	%
Water/Cement (by weight)*: 0.43	Air: 1.5 Entrapped	%	Unit Weight: 140.7	PCF

* Based on total cementitious material.

MATERIALS	QUANTITIES (SSD BASIS)	VOLUME (CU. FT.)
Type I Portland	840	4.27
Fly Ash Type F	140	.93
Silica Sand	2393	14.58
Water	425	6.81
Entrapped Air	---	.41
WRDA 60, oz.	25.0	---
		27.00

REMARKS:

Contractor assumes responsibility

The concrete supplier can be res
 (ACI Certification or equal) and
 concrete test reports (ASTM C5

Post-It® Fax Note	7671	Date	11/12	# of pages	1
To	Henderson	From	John Abner		
Co./Dept.		Co.	Westra		
Phone #		Phone #			
Fax #		Fax #			

e done by qualified personnel
 entitled to a copy of all

**McKIM & CREED****DAILY CONSTRUCTION REPORT**

601 Cleveland Street, Suite 205

Clearwater, FL 33755

Ph. (727) 442-7196

Fx. (727) 461-3827

Received _____
NOTED _____
Proj Rep _____

Contractor: **Westra Construction Corporation**

Date: **November 12, 2001**

Weather: **Mostly Sunny 60°-80°**

Proj. Name: **Southeast Regional WTP Expansion**

Location: **State Road 64 and Lena Rd, Manatee County, Florida**

Project No: **01024.0008**

DELAYS

Weather _____ Hrs.

Other _____ Hrs.

Cause _____

PERSONNEL

Supervisory	1	Men	10	Hrs.
Skilled	17	Men	10	Hrs.
Unskilled		Men		Hrs.
1-Road Grader			0	Hrs.
1-Crane			10	Hrs.
1-Bull Dozer			0	Hrs.
1-Dump Trucks			0	Hrs.

EQUIPMENT

4-P/U Truck	10	Hrs.
1-Dewatering Syst	0	Hrs.
Misc. Tools	10	Hrs.
1-Roller	0	Hrs.
2-Track Hoe	10	Hrs.
1-F/E Loader	10	Hrs.
1-Fork Lift	10	Hrs.
1-Back Hoe	10	Hrs.

OTHERS

_____	_____	Hrs.
_____	_____	Hrs.
_____	_____	Hrs.
_____	_____	Hrs.
_____	_____	Hrs.
_____	_____	Hrs.
_____	_____	Hrs.
_____	_____	Hrs.

Cogburn Bros. Electric, Inc.

Supervisory	1	Men	10	Hrs.
Skilled	5	Men	10	Hrs.
Unskilled		Men		Hrs.
1-P/U Truck			10	Hrs.
1-Track Hoe			10	Hrs.
Misc. Tools			10	Hrs.

Service Painting of Florida, Inc.

Supervisory		Hrs.
Skilled	2	9
Unskilled		Hrs.
1-P/U Truck	9	Hrs.
Misc. Tools	9	Hrs.
		Hrs.
		Hrs.

Supervisory	_____	_____	Hrs.
Skilled	_____	_____	Hrs.
Unskilled	_____	_____	Hrs.
	_____	_____	Hrs.
	_____	_____	Hrs.
	_____	_____	Hrs.
	_____	_____	Hrs.

WORK IN PROGRESS THIS DATE

Westra: Coordination and supervision of project; installation of aluminum handrail on elevated walkway of both Sludge Holding Tanks; installation of piping to relocated existing grit cyclone at Headworks Structure; grading area on west side of existing C.C.C. No. 3 & 4 and retention pond on north side of existing Main Electrical Building; installation of steel casing for 6-inch and 8-inch Leachate force mains across swales; hauled stockpiled dirt from west end of project site to area identified by county; installation PVC panels on canopy for gravity belt thickener.

Cogburn: Installation of conduit raceway, pulling and termination wiring for light fixtures, instrumentation, controls at Sludge Holding Tanks; installation of ceiling mounted light fixtures at main Electrical Building generator room addition.

Service Painting: Painting new scum ejectors at Clarifier No. 3 & 4; painting piping at Flow Splitter Box.

REMARKS, OVERALL PROGRESS, INSTRUCTIONS TO CONTRACTOR, ETC.

(Use back of sheet for sketches, additional remarks, etc.)

NOTE: This form is not to be used for cost records

CC: Manatee County


Signature: Joe Resendes
Title: Project Inspector

**SOUTHEAST REGIONAL WASTEWATER
TREATMENT PLANT EXPANSION
Manatee County, Florida
County Bid No. 99-2691-DC
M&C Project No. 01024.0008**

EQUIPMENT TRAINING

Date: 11-13-01 Start Time: 9:00 AM End Time: 1:00 PM

Equipment/System: VELOCITY CONTROL GATE

Manufacture/Supplier: ELMCO Instructor: Ray K. Knifczyn

<u>Name (Please Print)</u>	<u>Title</u>	<u>Representing</u>
1. <u>LARRY L. VAN WORMER</u>	<u>ELEC.</u>	
2. <u>Jeff ANSBRO</u>	<u>OP II</u>	
3. <u>Darryl Young</u>	<u>MAINTANCE SUPERVISOR</u>	
4. <u>Jeff Blosser</u>	<u>OP III</u>	
5. <u>DALTON L COOK</u>	<u>Chief Oper.</u>	<u>MANATEE Co</u>
6. <u>Alan R Stewart</u>		
7. _____		
8. _____		
9. _____		
10. _____		
11. _____		
12. _____		
13. _____		
14. _____		
15. _____		

**SOUTHEAST REGIONAL WASTEWATER
TREATMENT PLANT EXPANSION
Manatee County, Florida
County Bld No. 99-2691-DC
M&C Project No. 01024.0008**

EQUIPMENT TRAINING

Date: 11-13-01 Start Time: 9:00 AM End Time: 1:00 PM

Equipment/System: MIXERS

Manufacture/Supplier: _____ Instructor: RAY KONIECZNY

<u>Name (Please Print)</u>	<u>Title</u>	<u>Representing</u>
1. <u>LARRY L VAWWORMER</u>	<u>ELECT.</u>	
2. <u>Jeff ANSBRO</u>	<u>OP III</u>	
3. <u>DARREL YOUNG</u>	<u>MAINTANCE SUPERVISOR</u>	
4. <u>Jeff Blosser</u>	<u>OP III</u>	
5. <u>DALTON L COOK</u>	<u>Chief op</u>	<u>MANATEE</u>
6. <u>Alan R Stewart</u>		
7. _____		
8. _____		
9. _____		
10. _____		
11. _____		
12. _____		
13. _____		
14. _____		
15. _____		

**SOUTHEAST REGIONAL WASTEWATER
TREATMENT PLANT EXPANSION
Manatee County, Florida
County Bld No. 99-2691-DC
M&C Project No. 01024.0008**

EQUIPMENT TRAINING

Date: 11-13-01 Start Time: 9:00 AM End Time: 1:00 PM

Equipment/System: FILTER 3+4

Manufacture/Supplier: ELMCO Instructor: FAY KONIECZNY

<u>Name (Please Print)</u>	<u>Title</u>	<u>Representing</u>
1. <u>Alon R. Stewart</u>		
2. <u>DALTON L. COOK</u>	<u>Chief Oper</u>	<u>MANATEE Co.</u>
3. <u>JEFF ANSINO</u>	<u>Op III</u>	
4. <u>LARRY VAN WORMER</u>	<u>ELEC.</u>	
5. <u>DARREL YOUNG</u>	<u>MAINTANCE SUPERVISOR</u>	<u>MANATEE Co.</u>
6. <u>Jeff Blosser</u>	<u>Op III</u>	
7. _____		
8. _____		
9. _____		
10. _____		
11. _____		
12. _____		
13. _____		
14. _____		
15. _____		

**SOUTHEAST REGIONAL WASTEWATER
TREATMENT PLANT EXPANSION
Manatee County, Florida
County Bid No. 99-2691-DC
M&C Project No. 01024.0008**

EQUIPMENT TRAINING

Date: 11-13-01 Start Time: 9:00 End Time: 1:00 PM

Equipment/System: AERATORS

Manufacture/Supplier: ELMCO Instructor: R. KOWALZNY

<u>Name (Please Print)</u>	<u>Title</u>	<u>Representing</u>
1. <u>LARRY Kowalwormer</u>	<u>ELEC.</u>	
2. <u>JEFF ANSBLO</u>	<u>OP III</u>	
3. <u>Darryl Young</u>	<u>MAINTANCE SUPERVISOR</u>	
4. <u>Jeff Blosser</u>	<u>OP III</u>	
5. <u>DALTON L. COOK</u>	<u>Chief of</u>	<u>MAINTANCE</u>
6. <u>Alon R. Stewart</u>		
7. _____		
8. _____		
9. _____		
10. _____		
11. _____		
12. _____		
13. _____		
14. _____		
15. _____		

**SOUTHEAST REGIONAL WASTEWATER
TREATMENT PLANT EXPANSION
Manatee County, Florida
County Bld No. 99-2691-DC
M&C Project No. 01024.0008**

EQUIPMENT TRAINING

Date: 11-13-01 Start Time: 9:00 AM End Time: 1:00 PM

Equipment/System: C/ARIFIERS #3+4

Manufacture/Supplier: FINCO Instructor: Ray Konieczny

<u>Name (Please Print)</u>	<u>Title</u>	<u>Representing</u>
1. <u>LARRY LIAWUDYMET</u>	<u>ELEC.</u>	
2. <u>JEFF ANSINO</u>	<u>OPER #1</u>	
3. <u>DARRE L. JONES</u>	<u>MAINTANCE SUPERVISOR</u>	
4. <u>JEFF BLOSSER</u>	<u>OP III</u>	
5. <u>DALTON L. COOK</u>	<u>Chief Op</u>	<u>manatee</u>
6. <u>ALAN R. STEWART</u>		
7. _____		
8. _____		
9. _____		
10. _____		
11. _____		
12. _____		
13. _____		
14. _____		
15. _____		



Equipment and Field Service
669 West Second South
P.O. Box 300
Salt Lake City, Utah 84101-0300
Telephone (801) 526-2404
Facsimile (801) 526-2562

Company: WESTRA Date: 4-13-01
Job Site: BRASELTON IN WTP S.O. No. 13AP 0106
Equipment: _____ Purpose: OP. TRNG. 100/400/500

SUMMARY OF ACTIVITIES

PERFORMED OPERATOR TRAINING FOR
PLANT PERSONNEL. REVIEWED ALL O&M MANUAL
ON MIXERS, AERATORS AND FILTERS. ALSO CLAR
IFIERS.

Condition of Equipment:

Name: WILLIAM A. RANS
Customer Representative (Please Print)

Signature and Date: [Signature] 11-13-01

Title: Supt

Name: RAY KONTIENLY
Eimco Representative (Please Print)

Signature and Date: [Signature] 11-13-01

Title: FIELD SERVICE SPLY



BAKER PROCESS EQUIPMENT
FIELD SERVICE TIME RECORD

669 West Second South
P.O. Box 300
Salt Lake City, Utah 84101-0300
Telephone (801) 526-2000
Facsimile (801) 526-2090

CUSTOMER WESTERN	BAKER S.O. NO. BAP 0106-140/400/500
	EQUIPMENT
	TELEPHONE
CUSTOMER P.O. NO.	DATE 11-13-01

DATE	DAY	FIELD SERVICE ACTION	HOURS	OVERTIME
11-12	MON	TRAVEL	4	
11-13	TUES	ON SITE	5	
11-14	WED	TRAVEL	4	

SIGNED (CUSTOMER REPRESENTATIVE) Walter M. Rogers	SIGNED (BAKER PROCESS REPRESENTATIVE) [Signature]
TITLE Supt.	TITLE
DATE 11-13-01	DATE 11-13-01

**McKIM & CREED****DAILY CONSTRUCTION REPORT**

601 Cleveland Street, Suite 205

Clearwater, FL 33755

Ph. (727) 442-7196

Fx. (727) 461-3827

Received	NOTED
	Proj Rep

Contractor: **Westra Construction Corporation**

Date: **November 9, 2001**

Weather: **Mostly Sunny 60°- 80°**

Proj. Name: **Southeast Regional WTP Expansion**

Location: **State Road 64 and Lena Rd, Manatee County, Florida**

Project No: **01024.0008**

DELAYS

Weather _____ Hrs.

Other _____ Hrs.

Cause _____

PERSONNEL

Supervisory	1	Men	8	Hrs.
Skilled	25	Men	8	Hrs.
Unskilled		Men		Hrs.
1-Road Grader			0	Hrs.
1-Crane			8	Hrs.
1-Bull Dozer			8	Hrs.
1-Dump Trucks			8	Hrs.

EQUIPMENT

4-P/U Truck	8	Hrs.
1-Dewatering Syst	0	Hrs.
Misc. Tools	8	Hrs.
1-Roller	0	Hrs.
2-Track Hoe	8	Hrs.
1-F/E Loader	8	Hrs.
1-Fork Lift	8	Hrs.
1-Back Hoe	8	Hrs.

OTHERS

		Hrs.
		Hrs.
		Hrs.
		Hrs.
		Hrs.
		Hrs.
		Hrs.
		Hrs.

Cogburn Bros. Electric, Inc.

Supervisory		Men		Hrs.
Skilled		Men		Hrs.
Unskilled		Men		Hrs.
1-P/U Truck			0	Hrs.
1-Track Hoe			0	Hrs.
Misc. Tools			0	Hrs.

Service Painting of Florida, Inc.

Supervisory			Hrs.
Skilled			Hrs.
Unskilled			Hrs.
1-P/U Truck		0	Hrs.
Misc. Tools		0	Hrs.
			Hrs.
			Hrs.

Supervisory			Hrs.
Skilled			Hrs.
Unskilled			Hrs.
			Hrs.
			Hrs.
			Hrs.
			Hrs.

WORK IN PROGRESS THIS DATE

Westra: Coordination and supervision of project; installation of seal water system on sludge feed pumps at Sludge Holding Tanks; installation of aluminum handrail on elevated walkway around Sludge Holding Tanks; installation of piping for relocated existing grit cyclone and for channel drain at Headworks modification; installation of 36-inch ML piping on east side of Aeration Basin No. 1; installation of 12-inch Leachate piping for connection to existing piping on north side of Headworks structure; grading area between existing Filters and new Filters in preparation for sidewalk installation; conducted general clean-up of area around Sludge Holding Tanks.

REMARKS, OVERALL PROGRESS, INSTRUCTIONS TO CONTRACTOR, ETC.

(Use back of sheet for sketches, additional remarks, etc.)

Note 1: Undersign was not on site today

NOTE: This form is not to be used for cost records

Signature: 
Title: Project Inspector

CC: Manatee County

**McKIM & CREED**

601 Cleveland Street, Suite 205

Clearwater, FL 33755

Ph. (727) 442-7196

Fx. (727) 461-3827

DAILY CONSTRUCTION REPORT

Received
NOTED
Proj Rep

Contractor: **Westra Construction Corporation**

Date: **November 8, 2001**

Weather: **Mostly Sunny 60°-75°**

Proj. Name: **Southeast Regional WTP Expansion**

Location: **State Road 64 and Lena Rd, Manatee County, Florida**

Project No: **01024.0008**

DELAYS

Weather _____ Hrs.

Other _____ Hrs.

Cause _____

PERSONNEL

Supervisory	1	Men	10	Hrs.
Skilled	25	Men	10	Hrs.
Unskilled		Men		Hrs.
1-Road Grader			0	Hrs.
1-Crane			10	Hrs.
1-Bull Dozer			0	Hrs.
1-Dump Trucks			0	Hrs.

EQUIPMENT

4-P/U Truck	10	Hrs.
1-Dewatering Syst	0	Hrs.
Misc. Tools	10	Hrs.
1-Roller	0	Hrs.
2-Track Hoe	10	Hrs.
1-F/E Loader	10	Hrs.
1-Fork Lift	10	Hrs.
1-Back Hoe	10	Hrs.

OTHERS

_____	_____	Hrs.
_____	_____	Hrs.
_____	_____	Hrs.
_____	_____	Hrs.
_____	_____	Hrs.
_____	_____	Hrs.
_____	_____	Hrs.

Cogburn Bros. Electric, Inc.

Supervisory	1	Men	10	Hrs.
Skilled	5	Men	10	Hrs.
Unskilled		Men		Hrs.
1-P/U Truck			10	Hrs.
1-Track Hoe			10	Hrs.
Misc. Tools			10	Hrs.

Service Painting of Florida, Inc.

Supervisory	1	9	Hrs.
Skilled	2	9	Hrs.
Unskilled			Hrs.
1-P/U Truck		9	Hrs.
Misc. Tools		9	Hrs.
_____			Hrs.
_____			Hrs.

Supervisory	_____	_____	Hrs.
Skilled	_____	_____	Hrs.
Unskilled	_____	_____	Hrs.
_____	_____	_____	Hrs.
_____	_____	_____	Hrs.
_____	_____	_____	Hrs.
_____	_____	_____	Hrs.

WORK IN PROGRESS THIS DATE

Westra: Coordination and supervision of project; removal existing 36-inch PCCP going to Aeration Basin No. 1 and 2 and install new 36-inch from Flow Splitter Box; installation of piping, fitting and 16-inch valve for MARS pipeline at C.C.C. No. 3 & 4; installation of aluminum handrail around elevated walkway of Sludge Holding Tanks; repaired damaged 2-inch force main at landfill that was damaged during installation of dewatering system for installation of Leachate collection system; installation of 12-inch Leachate force main from new metering facility to connection point on plant site; installation of piping at Headworks for relocated grit cyclone; grading area between existing Filters and new filter and removal of existing sidewalk.

Cogburn: Installation of ceiling mounted light fixtures at Main Electrical Building generator room, Filter Blower building, gravity belt press building and MCC/Blower Building No. 3; installation of conduit raceway system, wiring, control panels and instrumentation at Sludge Holding Tanks.

Service Painting: Painting interior concrete walls and equipment of Sludge Box No. 2; painting piping on exterior of equalization Tank.

REMARKS, OVERALL PROGRESS, INSTRUCTIONS TO CONTRACTOR, ETC.

(Use back of sheet for sketches, additional remarks, etc.)

Visitor: Mike Kistner, Cogburn Brothers Electric, Inc.

NOTE: This form is not to be used for cost records

CC: Manatee County


Signature: Joe Resendes
Title: Project Inspector

**McKIM & CREED****DAILY CONSTRUCTION REPORT**

601 Cleveland Street, Suite 205

Clearwater, FL 33755

Ph. (727) 442-7196

Fx. (727) 461-3827

Received
NOTED
Proj Rep

Contractor: **Westra Construction Corporation**

Date: **November 7, 2001**

Weather: **Mostly Sunny 60°-75°**

Proj. Name: **Southeast Regional WTP Expansion**

Location: **State Road 64 and Lena Rd, Manatee County, Florida**

Project No: **01024.0008**

DELAYS

Weather _____ Hrs.

Other _____ Hrs.

Cause _____

PERSONNEL

Supervisory	1	Men	10	Hrs.
Skilled	22	Men	10-18	Hrs.
Unskilled		Men		Hrs.
1-Road Grader			0	Hrs.
1-Crane			10	Hrs.
1-Bull Dozer			0	Hrs.
1-Dump Trucks			0	Hrs.

EQUIPMENT

4-P/U Truck	10-18	Hrs.
1-Dewatering Syst	0	Hrs.
Misc. Tools	10-18	Hrs.
1-Roller	0	Hrs.
2-Track Hoe	10-18	Hrs.
1-F/E Loader	10-18	Hrs.
1-Fork Lift	10	Hrs.
1-Back Hoe	10-18	Hrs.

OTHERS

_____	_____	Hrs.
_____	_____	Hrs.
_____	_____	Hrs.
_____	_____	Hrs.
_____	_____	Hrs.
_____	_____	Hrs.
_____	_____	Hrs.
_____	_____	Hrs.

Cogburn Bros. Electric, Inc.

Supervisory	1	Men	10	Hrs.
Skilled	5	Men	10	Hrs.
Unskilled		Men		Hrs.
1-P/U Truck			10	Hrs.
1-Track Hoe			10	Hrs.
Misc. Tools			10	Hrs.
				Hrs.

Service Painting of Florida, Inc.

Supervisory	1	9	Hrs.
Skilled	2	9	Hrs.
Unskilled			Hrs.
1-P/U Truck		9	Hrs.
Misc. Tools		9	Hrs.
			Hrs.
			Hrs.

Dacey Dewatering

Supervisory			Hrs.
Skilled	2	3	Hrs.
Unskilled			Hrs.
1-Trencher		3	Hrs.
1-P/U Truck		3	Hrs.
			Hrs.
			Hrs.

WORK IN PROGRESS THIS DATE

Westra: Coordination and supervision of project; removal of 36-inch PCCP pipe on 36-inch tee and install 36-inch cap on south side of Headworks structure; extend existing 16-inch RAS piping to new 24-inch RAS going to Flow Splitter Box; removal existing 36-inch PCCP going to Aeration Basin No. 1 and 2 and install new 36-inch from Flow Splitter Box; installation of piping for Polymer System feed and make-up water piping at Sludge Holding Tanks; installation of piping, fitting and 16-inch valve for MARS pipeline at C.C.C. No. 3 & 4; installation of aluminum handrail around elevated walkway of Sludge Holding Tanks; repaired damaged 2-inch force main at landfill that was damaged during installation of dewatering system for installation of Leachate collection system.

Cogburn: Installation of ceiling mounted light fixtures at Main Electrical Building generator room, Filter Blower building, gravity belt press building and MCC/Blower Building No. 3; installation of conduit raceway system, wiring, control panels and instrumentation at Sludge Holding Tanks.

Service Painting: Painting to interior walls and ceiling of Headworks structure modifications; painting piping at Flow splitter Box and C.C.C. No. 3 & 4.

Dacey: Completed installed dewatering system for installation of Leachate Collection System at Landfill.

REMARKS, OVERALL PROGRESS, INSTRUCTIONS TO CONTRACTOR, ETC.
(Use back of sheet for sketches, additional remarks, etc.)

Note 1: County personnel shut down flow to plant to allow for from removal pipe and installation cap on existing 36-inch pipe on south side of Headworks structure. Flow was shut down from 1:00 am until 6:30 AM.

Note 2: Cutler-Hammer service technician was on site to continue working on correcting occasional switching failure of M-4 of at Main Electrical Building, problem still no corrected

NOTE: This form is not to be used for cost records

CC: Manatee County

Signature: 
Title: Project Inspector



601 Cleveland Street, Suite 205

Clearwater, FL 33755

Ph. (727) 442-7196

Fx. (727) 461-3827

DAILY CONSTRUCTION REPORT

Received
NOTED
Proj Rep

Contractor: **Westra Construction Corporation**

Date: **November 6, 2001**

Weather: **Partly Cloudy 60°-80°**

Proj. Name: **Southeast Regional WTP Expansion**

Location: **State Road 64 and Lena Rd, Manatee County, Florida**

Project No: **01024.0008**

DELAYS

Weather _____ Hrs.

Other _____ Hrs.

Cause _____

PERSONNEL

Supervisory	1	Men	10	Hrs.
Skilled	17	Men	10	Hrs.
Unskilled		Men		Hrs.
1-Road Grader			0	Hrs.
1-Crane			10	Hrs.
1-Bull Dozer			0	Hrs.
1-Dump Trucks			10	Hrs.

EQUIPMENT

4-P/U Truck	10	Hrs.
1-Dewatering Syst	0	Hrs.
Misc. Tools	10	Hrs.
1-Roller	0	Hrs.
1-Track Hoe	10	Hrs.
1-F/E Loader	10	Hrs.
1-Fork Lift	10	Hrs.
1-Back Hoe	10	Hrs.

OTHERS

_____	_____	Hrs.
_____	_____	Hrs.
_____	_____	Hrs.
_____	_____	Hrs.
_____	_____	Hrs.
_____	_____	Hrs.
_____	_____	Hrs.
_____	_____	Hrs.

Cogburn Bros. Electric, Inc.

Supervisory	1	Men	10	Hrs.
Skilled	5	Men	10	Hrs.
Unskilled		Men		Hrs.
1-P/U Truck			10	Hrs.
1-Track Hoe			10	Hrs.
Misc. Tools			10	Hrs.

Service Painting of Florida, Inc.

Supervisory	1	9	Hrs.
Skilled	2	9	Hrs.
Unskilled			Hrs.
1-P/U Truck		9	Hrs.
Misc. Tools		9	Hrs.
			Hrs.
			Hrs.

Dacey Dewatering

Supervisory			Hrs.
Skilled	2	8	Hrs.
Unskilled			Hrs.
1-Trencher		8	Hrs.
1-P/U Truck		8	Hrs.
			Hrs.
			Hrs.

WORK IN PROGRESS THIS DATE

Westra: Coordination and supervision of project; installation of turbidity piping, valves and submersible pump from new Filters to existing Filters; installation of seal water system for sludge feed pumps at Sludge Holding Tanks; installation of polymer system at Sludge Holding Tanks; installation of aluminum handrail around elevated walkways of Sludge Holding Tanks; preparation for tie-in tonight by setting up by-pass pumps, lighting and excavating around 36-inch piping on south side of Headworks.

Cogburn: Installation of conduit raceway system, pulling and termination of wiring, mounting control and instrumentation control panels at Sludge Holding Tanks; installation of ceiling mounted light fixtures at MCC/Blower Building No. 3 and Filter Blower Building No. 4.

Service Painting: Application of painting system to interior concrete walls and ceiling at Headworks structure modifications; application of painting system to piping at Flow Splitter Box and scum injector system.

Dacey: Installed dewatering system for installation of Leachate Collection System at Landfill.

REMARKS, OVERALL PROGRESS, INSTRUCTIONS TO CONTRACTOR, ETC.

(Use back of sheet for sketches, additional remarks, etc.)

Note 1: New Filters were put on line today.

Note 2: Undersign was not on site today until 11:00 PM for tie-in.

Note 3: Dacey Dewatering broke sanitary force main from landfill office during installation of dewatering system, break occurred at 8:00 PM.

NOTE: This form is not to be used for cost records

Signature: 
Title: Project Inspector

CC: Manatee County

**McKIM & CREED****DAILY CONSTRUCTION REPORT**

601 Cleveland Street, Suite 205

Clearwater, FL 33755

Ph. (727) 442-7196

Fx. (727) 461-3827

Received _____
NOTED _____
Proj Rep _____

Contractor: **Westra Construction Corporation**

Date: **November 5, 2001**

Weather: **Mostly Cloudy 60°-80°**

Proj. Name: **Southeast Regional WTP Expansion**

Location: **State Road 64 and Lena Rd, Manatee County, Florida**

Project No: **01024.0008**

DELAYS

Weather _____ Hrs.

Other _____ Hrs.

Cause _____

PERSONNEL

Supervisory	1	Men	10	Hrs.
Skilled	17	Men	10	Hrs.
Unskilled		Men		Hrs.
1-Road Grader			0	Hrs.
1-Crane			10	Hrs.
1-Bull Dozer			0	Hrs.
1-Dump Trucks			10	Hrs.

EQUIPMENT

4-P/U Truck	10	Hrs.
1-Dewatering Syst	0	Hrs.
Misc. Tools	10	Hrs.
1-Roller	0	Hrs.
1-Track Hoe	10	Hrs.
1-F/E Loader	10	Hrs.
1-Fork Lift	10	Hrs.
1-Back Hoe	10	Hrs.

OTHERS

_____	_____	Hrs.
_____	_____	Hrs.
_____	_____	Hrs.
_____	_____	Hrs.
_____	_____	Hrs.
_____	_____	Hrs.
_____	_____	Hrs.
_____	_____	Hrs.

Cogburn Bros. Electric, Inc.

Supervisory	1	Men	8	Hrs.
Skilled	5	Men	10	Hrs.
Unskilled		Men		Hrs.
1-P/U Truck			10	Hrs.
1-Track Hoe			10	Hrs.
Misc. Tools			10	Hrs.

Service Painting of Florida, Inc.

Supervisory	1	9	Hrs.
Skilled	2	9	Hrs.
Unskilled			Hrs.
1-P/U Truck		9	Hrs.
Misc. Tools		9	Hrs.
			Hrs.
			Hrs.

Supervisory	_____	_____	Hrs.
Skilled	_____	_____	Hrs.
Unskilled	_____	_____	Hrs.
	_____	_____	Hrs.
	_____	_____	Hrs.
	_____	_____	Hrs.
	_____	_____	Hrs.

WORK IN PROGRESS THIS DATE

Westra: Coordination and supervision of project; installation of turbidity piping, valves and submersible pump from new Filters to existing Filters; installation of seal water system for sludge feed pumps at Sludge Holding Tanks; installation of polymer system at Sludge Holding Tanks; working with Custom Pump and Controls on start of west RAS Pump at RAS/WAS Pumping Station and also effluent pumps at C.C.C. No. 3 & 4; installation of 6-inch PVC pipe Leachate force main and steel pipe casing at Landfill; installation of aluminum handrail around elevated walkways of Sludge Holding Tanks.

Cogburn: Installation of conduit raceway system, pulling and termination of wiring, mounting control and instrumentation control panels at Sludge Holding Tanks; Working with Custom Pump and Control on start-up of west RAS Pump at RAS/WAS Pumping Station and effluent pumps at C.C.C. No. 3 & 4; installation of ceiling mounted light fixtures at MCC/Blower Building No. 3 and Filter Blower Building No. 4.

Service Painting: Pressure washing interior concrete walls and ceiling at Headworks structure modification in preparation for application of painting system; application of painting system to piping at Flow Splitter Box and scum injector system.

REMARKS, OVERALL PROGRESS, INSTRUCTIONS TO CONTRACTOR, ETC.

(Use back of sheet for sketches, additional remarks, etc.)

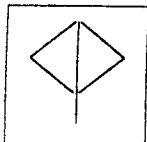
Note 1: Custom Pumps and Control technician was on site doing start-up of west RAS Pump at RAS/WAS Pumping Station and effluent pumps at C.C.C. No. 3 & 4. (see attached start-up reports)

Note 2: Plant staff started seeding Anoxic/Aerobic Tank No. 3 with RAS thru Flow Splitter Box.

NOTE: This form is not to be used for cost records

Signature: 
Title: Project Inspector

CC: Manatee County



Custom
Pump &
Controls Inc.

Equipment Report

Job Name MANATEE CO.S.W. R

Date OCT.3-01 / OCT.24-01

Job No. 21266

Material Being Pumped

WASTE SLUDGE

Report By Kevin Osborne

Owner MANATEE COUNTY

Panel No N/A

Equipment Mfg. AURORA / US

Location BRADENTON, FL.

Contractor WESTRA

Pump No.

Pump Description

Pump Serial No.

Motor Serial No.

No. 1
No. 2
No. 3
No.
No.
No.

613A 12x14x22A RAS OCT. 3 - 01
613A 12x14x22A RAS OCT. 24 - 01
613A 12x14x22A RAS Nov. 5 - 01

F99086
F99088
F99087

D0899101745-001R-1
D0899101745-001R-3
D0899101745-001R-2

Pump No. 1

Design Point 4400 G.P.M.@ 44 T.D.H.

F.L.A. 96

Actual Amp Draw
T1 95 T2 96 T3 95

G.P.M. 5417
Pressure Reading N/A

Pump No. 2

Design Point 4400 G.P.M.@ 44 T.D.H.

F.L.A. 96

Actual Amp Draw
T1 87 T2 91.5 T3 95.2

G.P.M. 4900
Pressure Reading N/A

Pump No. 3

Design Point 4400 G.P.M.@ 44 T.D.H.

F.L.A. 96

Actual Amp Draw
T1 95 T2 96 T3 96

G.P.M. 5166
Pressure Reading N/A

Pump No.

Design Point G.P.M.@ T.D.H.

F.L.A.

Actual Amp Draw
T1 T2 T3

G.P.M.
Pressure Reading

Pump No.

Design Point G.P.M.@ T.D.H.

F.L.A.

Actual Amp Draw
T1 T2 T3

G.P.M.
Pressure Reading

Pump No.

Design Point G.P.M.@ T.D.H.

F.L.A.

Actual Amp Draw
T1 T2 T3

G.P.M.
Pressure Reading

Owner or Contractor BILL

P.C.P. Representative KEVIN OSBORNE

Custom Pump Controls Inc.
Jacksonville, Florida



601 Cleveland Street, Suite 205

Clearwater, FL 33755

Ph. (727) 442-7196

Fx. (727) 461-3827

DAILY CONSTRUCTION REPORT

Received
NOTED
Proj Rep

Contractor: **Westra Construction Corporation**

Date: **November 2, 2001**

Weather: **Partly Cloudy 65°-80°**

Proj. Name: **Southeast Regional WTP Expansion**

Location: **State Road 64 and Lena Rd, Manatee County, Florida**

Project No: **01024.0008**

DELAYS

Weather _____ Hrs.

Other _____ Hrs.

Cause _____

PERSONNEL

Supervisory	1	Men	8	Hrs.
Skilled	14	Men	8	Hrs.
Unskilled		Men		Hrs.
1-Road Grader			0	Hrs.
1-Crane			8	Hrs.
1-Bull Dozer			0	Hrs.
1-Dump Trucks			0	Hrs.

EQUIPMENT

4-P/U Truck	8	Hrs.
1-Dewatering Syst	0	Hrs.
Misc. Tools	8	Hrs.
1-Roller	0	Hrs.
1-Track Hoe	8	Hrs.
1-F/E Loader	8	Hrs.
1-Fork Lift	8	Hrs.
1-Back Hoe	8	Hrs.

OTHERS

		Hrs.
		Hrs.
		Hrs.
		Hrs.
		Hrs.
		Hrs.
		Hrs.

Cogburn Bros. Electric, Inc.

Supervisory		Men		Hrs.
Skilled		Men		Hrs.
Unskilled		Men		Hrs.
1-P/U Truck			0	Hrs.
1-Track Hoe			0	Hrs.
Misc. Tools			0	Hrs.

Service Painting of Florida, Inc.

Supervisory	1	8	Hrs.
Skilled	2	8	Hrs.
Unskilled			Hrs.
1-P/U Truck		8	Hrs.
Misc. Tools		8	Hrs.
			Hrs.
			Hrs.

Standard demolition Corp.

Supervisory			Hrs.
Skilled	1	5	Hrs.
Unskilled	2	5	Hrs.
Misc. Tools		5	Hrs.
1-Track Hoe		5	Hrs.
			Hrs.
			Hrs.

WORK IN PROGRESS THIS DATE

Westra: Coordination and supervision of project; installation of PVC roof panels on canopy for gravity belt thickener at Sludge Holding Tanks; patching and rubbing concrete pump pads at Sludge Holding Tanks and conducted general clean-up of area; installation of 8-inch Leachate force main and steel casing; caulking expansion joints on upper slab of Headworks structure modifications.

Service Painting: Application of coating system to interior of Odor Control System above ground storage tank containment structure and application of coating system to piping, fittings and valves at Flow Splitter Box.

Standard Demolition: Removal of existing oil storage facility aluminum canopy and PVC panels and demolition of concrete containment structure.

REMARKS, OVERALL PROGRESS, INSTRUCTIONS TO CONTRACTOR, ETC.
(Use back of sheet for sketches, additional remarks, etc.)

Note 1: DEP representatives were on site to monitor demolition of existing Oil Storage Facility. The Oil Storage Facility was not a regulatory facility and didn't require DEP monitoring.

NOTE: This form is not to be used for cost records

Signature: 
Title: Project Inspector

CC: Manatee County

**McKIM & CREED****DAILY CONSTRUCTION REPORT**

601 Cleveland Street, Suite 205

Clearwater, FL 33755

Ph. (727) 442-7196

Fx. (727) 461-3827

Received _____
NOTED _____
Proj Rep _____

Contractor: **Westra Construction Corporation**
 Date: **November 1, 2001**
 Weather: **Partly Cloudy 60°-80°**
 Proj. Name: **Southeast Regional WTP Expansion**
 Location: **State Road 64 and Lena Rd, Manatee County, Florida**
 Project No: **01024.0008**

DELAYS

Weather _____ Hrs.
 Other _____ Hrs.
 Cause _____

PERSONNEL

Supervisory	1	Men	10	Hrs.
Skilled	17	Men	10	Hrs.
Unskilled		Men		Hrs.
1-Road Grader			0	Hrs.
1-Crane			10	Hrs.
1-Bull Dozer			0	Hrs.
1-Dump Trucks			10	Hrs.

EQUIPMENT

4-P/U Truck	10	Hrs.
1-Dewatering Syst	0	Hrs.
Misc. Tools	10	Hrs.
1-Roller	0	Hrs.
1-Track Hoe	10	Hrs.
1-F/E Loader	10	Hrs.
1-Fork Lift	10	Hrs.
1-Back Hoe	10	Hrs.

OTHERS

_____	_____	Hrs.
_____	_____	Hrs.
_____	_____	Hrs.
_____	_____	Hrs.
_____	_____	Hrs.
_____	_____	Hrs.
_____	_____	Hrs.
_____	_____	Hrs.

Cogburn Bros. Electric, Inc.

Supervisory	1	Men	8	Hrs.
Skilled	5	Men	8	Hrs.
Unskilled		Men		Hrs.
1-P/U Truck			8	Hrs.
1-Track Hoe			8	Hrs.
Misc. Tools			8	Hrs.

Service Painting of Florida, Inc.

Supervisory	1	8	Hrs.
Skilled	2	8	Hrs.
Unskilled			Hrs.
1-P/U Truck		8	Hrs.
Misc. Tools		8	Hrs.
			Hrs.
			Hrs.

Supervisory	_____	_____	Hrs.
Skilled	_____	_____	Hrs.
Unskilled	_____	_____	Hrs.
	_____	_____	Hrs.
	_____	_____	Hrs.
	_____	_____	Hrs.
	_____	_____	Hrs.

WORK IN PROGRESS THIS DATE

Westra: Coordination and supervision of project; installation of 24-inch RAS piping and valves on west side of Flow Splitter Box; installation of gravity belt press and polymer system canopy PVC panels at sludge Holding Tank area; installation of seal water and drain piping on sludge feed pumps at Sludge Holding Tanks; patching and rubbing concrete support pads Sludge Holding Tanks and concrete stairs at CCC No. 3 & 4; patching and rubbing interior concrete ceiling and walls at Headworks structure; installation of aluminum handrail at elevated concrete walkway around Sludge Holding Tanks; installation of 12-inch Leachate piping and fittings at Equalization Tank.

Cogburn: Installation of conduit, wiring, control panels and instrumentation for gravity belt press at Sludge Holding Tank; installation of ceiling mounted light fixtures at MCC/Blower Building No. 3.

Service Painting: Cleaning over spray on handrail and fiberglass stair treads at Flow Splitter Box; application of painting system at Odor Control System concrete storage tanks containment structures.

REMARKS, OVERALL PROGRESS, INSTRUCTIONS TO CONTRACTOR, ETC.

(Use back of sheet for sketches, additional remarks, etc.)

Note 1: Walk-thru interior inspection was conducted today at Headworks structure influent channel, Flow Splitter Box and interior of new Filters. See sign in for attendees and items that need to be corrected before system going on line.

Visitor: Ken Beukema, Westra Construction, Inc.

NOTE: This form is not to be used for cost records

Signature: 
Title: Project Inspector

CC: Manatee County



601 Cleveland Street, Suite 205

Clearwater, FL 33755

Ph. (727) 442-7196

Fx. (727) 461-3827

DAILY CONSTRUCTION REPORT

Received	_____
NOTED	_____
Proj Rep	_____
_____	_____
_____	_____

Contractor: **Westra Construction Corporation**

Date: **October 31, 2001**

Weather: **Partly Cloudy 60°-80°**

Proj. Name: **Southeast Regional WTP Expansion**

Location: **State Road 64 and Lena Rd, Manatee County, Florida**

Project No: **01024.0008**

DELAYS

Weather _____ Hrs.

Other _____ Hrs.

Cause _____

PERSONNEL

Supervisory	1	Men	10	Hrs.
Skilled	20	Men	10	Hrs.
Unskilled		Men		Hrs.
				Hrs.
1-Road Grader			0	Hrs.
1-Crane			10	Hrs.
1-Bull Dozer			0	Hrs.
1-Dump Trucks			10	Hrs.

EQUIPMENT

4-P/U Truck	10	Hrs.
1-Dewatering Syst	0	Hrs.
Misc. Tools	10	Hrs.
1-Roller	0	Hrs.
1-Track Hoe	10	Hrs.
1-F/E Loader	10	Hrs.
1-Fork Lift	10	Hrs.
1-Back Hoe	10	Hrs.

OTHERS

_____	_____	Hrs.
_____	_____	Hrs.
_____	_____	Hrs.
_____	_____	Hrs.
_____	_____	Hrs.
_____	_____	Hrs.
_____	_____	Hrs.

Cogburn Bros. Electric, Inc.

Supervisory	1	Men	10	Hrs.
Skilled	5	Men	10	Hrs.
Unskilled		Men		Hrs.
				Hrs.
1-P/U Truck			10	Hrs.
1-Track Hoe			10	Hrs.
Misc. Tools			10	Hrs.
				Hrs.

Service Painting of Florida, Inc.

Supervisory	1	9	Hrs.
Skilled	2	9	Hrs.
Unskilled			Hrs.
			Hrs.
1-P/U Truck		9	Hrs.
Misc. Tools		9	Hrs.
			Hrs.
			Hrs.

Supervisory	_____	_____	Hrs.
Skilled	_____	_____	Hrs.
Unskilled	_____	_____	Hrs.
			Hrs.
			Hrs.
			Hrs.
			Hrs.

WORK IN PROGRESS THIS DATE

Westra: Coordination and supervision of project; poured and finished 10 cubic yards of 4,000 PSI concrete for stairs at existing CCC No. 3 & 4, polymer system foundation pad and Leachate Meter Facility foundation pad; installation of canopy aluminum framing and PVC panels for gravity belt thickener and polymer system at Sludge Holding Tanks; installation of new west RAS pump at RAS/WAS Pumping Station; installation of aluminum handrail around elevated concrete walkway and installation of fiberglass stair tread at Sludge Holding Tanks; installation of RAS piping and valves west of Flow Splitter Box in preparation for tie-in scheduled for next week; installation of 6-inch Leachate force main going existing Leachate Pump Station on south side of landfill.

Cogburn: Installation of conduit raceway system, disconnect switches, control panels, instrumentation, puling and termination of wiring at Sludge Holding Tanks area; installation of ceiling mounted light fixtures at MCC/Blower Building No. 3; pulling and termination of wiring for new west RAS pump and seal water solenoid at RAS/WAS Pumping Station; installation of control panels for new scum injectors.

Service Painting: Touch-up interior of Flow Splitter Box and application of coal tar epoxy on interior channel walls at Headworks structures.; cleaning interior containment area for Odor Control chemical storage tank in preparation of application of painting system.

REMARKS, OVERALL PROGRESS, INSTRUCTIONS TO CONTRACTOR, ETC.

(Use back of sheet for sketches, additional remarks, etc.)

Note 1: Undersign, Dalton Cook and Bill Reams conducted preliminary interior inspection of Flow Splitter Box, Headworks influent channel and new Filters. Items needing corrective work were identified to Bill Reams.

NOTE: This form is not to be used for cost records

CC: Manatee County

Signature: 
Title: Project Inspector

**McKIM & CREED**

601 Cleveland Street, Suite 205

Clearwater, FL 33755

Ph. (727) 442-7196

Fx. (727) 461-3827

DAILY CONSTRUCTION REPORT

Received
NOTED
Proj Rep

Contractor: **Westra Construction Corporation**

Date: **October 30, 2001**

Weather: **Partly Cloudy 60°-80°**

Proj. Name: **Southeast Regional WTP Expansion**

Location: **State Road 64 and Lena Rd, Manatee County, Florida**

Project No: **01024.0008**

DELAYS

Weather _____ Hrs.

Other _____ Hrs.

Cause _____

PERSONNEL

Supervisory	1	Men	10	Hrs.
Skilled	20	Men	10	Hrs.
Unskilled		Men		Hrs.
1-Road Grader			0	Hrs.
1-Crane			10	Hrs.
1-Bull Dozer			0	Hrs.
1-Dump Trucks			10	Hrs.

EQUIPMENT

4-P/U Truck	10	Hrs.
1-Dewatering Syst	0	Hrs.
Misc. Tools	10	Hrs.
1-Roller	0	Hrs.
1-Track Hoe	10	Hrs.
1-F/E Loader	10	Hrs.
1-Fork Lift	10	Hrs.
1-Back Hoe	10	Hrs.

OTHERS

_____	_____	Hrs.
_____	_____	Hrs.
_____	_____	Hrs.
_____	_____	Hrs.
_____	_____	Hrs.
_____	_____	Hrs.
_____	_____	Hrs.
_____	_____	Hrs.

Cogburn Bros. Electric, Inc.

Supervisory	1	Men	8	Hrs.
Skilled	5	Men	10	Hrs.
Unskilled		Men		Hrs.
1-P/U Truck			10	Hrs.
1-Track Hoe			10	Hrs.
Misc. Tools			10	Hrs.

Service Painting of Florida, Inc.

Supervisory	1	2	Hrs.
Skilled	2	9	Hrs.
Unskilled			Hrs.
1-P/U Truck		2	Hrs.
Misc. Tools		9	Hrs.
			Hrs.
			Hrs.

Supervisory	_____	_____	Hrs.
Skilled	_____	_____	Hrs.
Unskilled	_____	_____	Hrs.
	_____	_____	Hrs.
	_____	_____	Hrs.
	_____	_____	Hrs.
	_____	_____	Hrs.

WORK IN PROGRESS THIS DATE

Westra: Coordination and supervision of project; erection of formwork and reinforcing for stairs at existing CCC No. 3 & 4; installation of canopy aluminum framing for gravity belt thickener and polymer system at Sludge Holding Tanks; installation of new west RAS pump at RAS/WAS Pumping Station; installation of aluminum handrail around elevated concrete walkway at Sludge Holding Tanks; erection of formwork and reinforcing for polymer system foundation pad; erection formwork and reinforcing for Leachate Metering Facility foundation slab; installation of RAS piping and valves west of Flow Splitter Box in preparation for tie-in scheduled for next week; installed temporary plywood walkway and handrail on top of Flow Splitter Box until aluminum decking plates are installed; installation of 6-inch Leachate force main going existing Leachate Pump Station on south side of landfill.


Cogburn: Installation of conduit raceway system, disconnect switches, control panels, instrumentation, puling and termination of wiring at Sludge Holding Tanks area; installation of ceiling mounted light fixtures at MCC/Blower Building No. 3.

Service Painting: Touch-up interior of Flow Splitter Box and application of coal tar epoxy on interior channel walls at Headworks structures.

REMARKS, OVERALL PROGRESS, INSTRUCTIONS TO CONTRACTOR, ETC.
(Use back of sheet for sketches, additional remarks, etc.)

NOTE: This form is not to be used for cost records

CC: Manatee County


Signature: Joe Resendes
Title: Project Inspector



DAILY CONSTRUCTION REPORT

601 Cleveland Street, Suite 205

Clearwater, FL 33755

Ph. (727) 442-7196

Fx. (727) 461-3827

Received
NOTED
Proj Rep

Contractor: **Westra Construction Corporation**
 Date: **October 29, 2001**
 Weather: **Partly Cloudy 60°-75°**
 Proj. Name: **Southeast Regional WTP Expansion**
 Location: **State Road 64 and Lena Rd, Manatee County, Florida**
 Project No: **01024.0008**

DELAYS

Weather _____ Hrs.
 Other _____ Hrs.
 Cause _____

PERSONNEL

Supervisory	1	Men	10	Hrs.
Skilled	20	Men	10	Hrs.
Unskilled		Men		Hrs.
1-Road Grader			0	Hrs.
1-Crane			10	Hrs.
1-Bull Dozer			0	Hrs.
1-Dump Trucks			0	Hrs.

EQUIPMENT

4-P/U Truck	10	Hrs.
1-Dewatering Syst	0	Hrs.
Misc. Tools	10	Hrs.
1-Roller	0	Hrs.
1-Track Hoe	10	Hrs.
1-F/E Loader	10	Hrs.
1-Fork Lift	10	Hrs.
1-Back Hoe	10	Hrs.

OTHERS

_____	_____	Hrs.
_____	_____	Hrs.
_____	_____	Hrs.
_____	_____	Hrs.
_____	_____	Hrs.
_____	_____	Hrs.
_____	_____	Hrs.
_____	_____	Hrs.

Cogburn Bros. Electric, Inc.

Supervisory	1	Men	8	Hrs.
Skilled	5	Men	10	Hrs.
Unskilled		Men		Hrs.
1-P/U Truck			10	Hrs.
1-Track Hoe			10	Hrs.
Misc. Tools			10	Hrs.

Service Painting of Florida, Inc.

Supervisory		Hrs.
Skilled		Hrs.
Unskilled		Hrs.
1-P/U Truck	0	Hrs.
Misc. Tools	0	Hrs.
		Hrs.
		Hrs.

Supervisory		Hrs.
Skilled		Hrs.
Unskilled		Hrs.
		Hrs.
		Hrs.
		Hrs.
		Hrs.

WORK IN PROGRESS THIS DATE

Westra: Coordination and supervision of project; installation of aboveground landfill Leachate metering facility and continue installation of 6-inch force main going to existing Leachate Pump Station on south end of Lanfill; erection of formwork and reinforcing for stairs at existing CCC No. 3 & 4; installation of canopy aluminum framing for gravity belt thickener and polymer system at Sludge Holding Tanks; poured one (1) cubic yard of concrete for foundation pad for west RAS pump at RAS/WAS Pumping Station; installation of remaining 30-inch MARS piping on west side of metering vault; patching and rubbing interior and exterior concrete of Sludge Box No. 2; installation of gravity belt thickener booster pump and piping for wash water; installation of aluminum handrail around elevated concrete walkway around Sludge Holding Tanks.

Cogburn: Installation of conduit raceway system, disconnect switches, control panels, instrumentation, puling and termination of wiring at Sludge Holding Tanks area.

REMARKS, OVERALL PROGRESS, INSTRUCTIONS TO CONTRACTOR, ETC.

(Use back of sheet for sketches, additional remarks, etc.)

Note 1: Contractor requested walk-thru inspection of Filter, Flow Splitter Box and Headworks for November 1, 2001, interior only.

Note 2: Cutler Hammer service technician was on site today working on new switchgear sequencing adjustments.

Note 3: Bill Parks advised that DEP is scheduled to be on site Friday, November 2 to monitor removal of existing oil storage facility, contractor has been advised.

NOTE: This form is not to be used for cost records


Signature: Joe Resendes
Title: Project Inspector

CC: Manatee County

**McKIM & CREED****DAILY CONSTRUCTION REPORT**

601 Cleveland Street, Suite 205

Clearwater, FL 33755

Ph. (727) 442-7196

Fx. (727) 461-3827

Received _____
NOTED _____
Proj Rep _____

Contractor: **Westra Construction Corporation**

Date: **October 26, 2001**

Weather: **Mostly Cloudy 65°-75°**

Proj. Name: **Southeast Regional WTP Expansion**

Location: **State Road 64 and Lena Rd, Manatee County, Florida**

Project No: **01024.0008**

DELAYS

Weather _____ Hrs.

Other _____ Hrs.

Cause _____

PERSONNEL**EQUIPMENT****OTHERS**

Supervisory	1	Men	8	Hrs.	4-P/U Truck	8	Hrs.			Hrs.
Skilled	16	Men	8	Hrs.	1-Dewatering Syst	0	Hrs.			Hrs.
Unskilled		Men		Hrs.	Misc. Tools	8	Hrs.			Hrs.
				Hrs.	1-Roller	0	Hrs.			Hrs.
1-Road Grader			0	Hrs.	1-Track Hoe	8	Hrs.			Hrs.
1-Crane			8	Hrs.	1-F/E Loader	8	Hrs.			Hrs.
1-Bull Dozer			0	Hrs.	1-Fork Lift	8	Hrs.			Hrs.
1-Dump Trucks			0	Hrs.	1-Back Hoe	8	Hrs.			Hrs.

Cogburn Bros. Electric, Inc.**Service Painting of Florida, Inc.**

Supervisory		Men		Hrs.	Supervisory			Hrs.	Supervisory			Hrs.
Skilled		Men		Hrs.	Skilled			Hrs.	Skilled			Hrs.
Unskilled		Men		Hrs.	Unskilled			Hrs.	Unskilled			Hrs.
1-P/U Truck			0	Hrs.	1-P/U Truck		0	Hrs.				Hrs.
1-Track Hoe			0	Hrs.	Misc. Tools		0	Hrs.				Hrs.
Misc. Tools			0	Hrs.				Hrs.				Hrs.
				Hrs.				Hrs.				Hrs.

WORK IN PROGRESS THIS DATE

Westra: Coordination and supervision of project; installation of piping, fittings, valves, meters and strainers for aboveground Leachate metering facility; erection of formwork and reinforcing stairs and slab on north side of Chlorine Contact Chamber No. 3 & 4; installation of canopy structure for gravity belt thickener at Sludge Holding Tanks; installation of aluminum handrail at Sludge Holding Tanks; removal of existing west RAS pump at RAS/WAS Pumping Station.

REMARKS, OVERALL PROGRESS, INSTRUCTIONS TO CONTRACTOR, ETC.

(Use back of sheet for sketches, additional remarks, etc.)

Note 1: John Abner advised undersign that he received a call late yesterday afternoon from Tim Hochuli giving Westra authorization to proceed with work at Landfill for Modification to Leachate Collection System.

NOTE: This form is not to be used for cost records

Signature: 
Title: Project Inspector

CC: Manatee County

**McKIM & CREED****DAILY CONSTRUCTION REPORT**

601 Cleveland Street, Suite 205

Clearwater, FL 33755

Ph. (727) 442-7196

Fx. (727) 461-3827

Received _____
NOTED _____
Proj Rep _____

Contractor: **Westra Construction Corporation**

Date: **October 25, 2001**

Weather: **Mostly Cloudy 65°-85°**

Proj. Name: **Southeast Regional WTP Expansion**

Location: **State Road 64 and Lena Rd, Manatee County, Florida**

Project No: **01024.0008**

DELAYS

Weather _____ Hrs.

Other _____ Hrs.

Cause _____

PERSONNEL

Supervisory	1	Men	10	Hrs.
Skilled	18	Men	10	Hrs.
Unskilled		Men		Hrs.
1-Road Grader			0	Hrs.
1-Crane			10	Hrs.
1-Bull Dozer			0	Hrs.
1-Dump Trucks			0	Hrs.

EQUIPMENT

4-P/U Truck	10	Hrs.
1-Dewatering Syst	0	Hrs.
Misc. Tools	10	Hrs.
1-Roller	0	Hrs.
1-Track Hoe	10	Hrs.
1-F/E Loader	10	Hrs.
1-Fork Lift	10	Hrs.
1-Back Hoe	10	Hrs.

OTHERS

_____	_____	Hrs.
_____	_____	Hrs.
_____	_____	Hrs.
_____	_____	Hrs.
_____	_____	Hrs.
_____	_____	Hrs.
_____	_____	Hrs.
_____	_____	Hrs.

Cogburn Bros. Electric, Inc.

Supervisory	1	Men	8	Hrs.
Skilled	5	Men	8	Hrs.
Unskilled		Men		Hrs.
1-P/U Truck			8	Hrs.
1-Track Hoe			8	Hrs.
Misc. Tools			8	Hrs.

Service Painting of Florida, Inc.

Supervisory		Hrs.
Skilled	2	9
Unskilled		Hrs.
1-P/U Truck	9	Hrs.
Misc. Tools	9	Hrs.
		Hrs.
		Hrs.

Supervisory	_____	_____	Hrs.
Skilled	_____	_____	Hrs.
Unskilled	_____	_____	Hrs.
	_____	_____	Hrs.
	_____	_____	Hrs.
	_____	_____	Hrs.
	_____	_____	Hrs.

WORK IN PROGRESS THIS DATE

Westra: Coordination and supervision of project; installation of 8-inch and 6-inch Leachate force mains for landfill Change Order (crew only working in area just east of plant site; patching and rubbing concrete walls at Filter structure and Flow splitter Box at areas that were identified that need additional work; cleaning concrete splatter on weir gates at Flow Splitter Box; erection of formwork and reinforcing for pipe supports inside In-Plant Pump Station valve vault; re caulking interior wall and floor joint of Equalization Tank; installation of canopy structure for gravity belt thickener and polymer system at Sludge Holding Tanks; installation of aluminum handrail at Sludge Holding Tanks.

Cogburn: installation of conduit raceway system for sludge pumps, disconnect switches, belt control panel, seal water solenoids, pressure switches, gravity belt thickener and instrumentations at Sludge Holding Tanks.

Service Painting: Application of painting system to exterior concrete walls of Flow Splitter Box.

REMARKS, OVERALL PROGRESS, INSTRUCTIONS TO CONTRACTOR, ETC.
(Use back of sheet for sketches, additional remarks, etc.)

Note 1: Monthly construction status meeting was held today. See minutes of meeting for attendees and comments/remarks.

NOTE: This form is not to be used for cost records

Signature: 
Title: Project Inspector

CC: Manatee County

**McKIM & CREED****DAILY CONSTRUCTION REPORT**

601 Cleveland Street, Suite 205

Clearwater, FL 33755

Ph. (727) 442-7196

Fx. (727) 461-3827

Received	_____
NOTED	_____
Proj Rep	_____
_____	_____
_____	_____

Contractor: **Westra Construction Corporation**

Date: **October 24, 2001**

Weather: **Partly Cloudy 65°-85°**

Proj. Name: **Southeast Regional WTP Expansion**

Location: **State Road 64 and Lena Rd, Manatee County, Florida**

Project No: **01024.0008**

DELAYS

Weather _____ Hrs.

Other _____ Hrs.

Cause _____

PERSONNEL**EQUIPMENT****OTHERS**

Supervisory	1	Men	10	Hrs.	4-P/U Truck	10	Hrs.	_____	_____	Hrs.
Skilled	20	Men	10	Hrs.	1-Dewatering Syst	0	Hrs.	_____	_____	Hrs.
Unskilled	_____	Men	_____	Hrs.	Misc. Tools	10	Hrs.	_____	_____	Hrs.
				Hrs.	1-Roller	0	Hrs.	_____	_____	Hrs.
1-Road Grader			0	Hrs.	1-Track Hoe	10	Hrs.	_____	_____	Hrs.
1-Crane			10	Hrs.	1-F/E Loader	10	Hrs.	_____	_____	Hrs.
1-Bull Dozer			0	Hrs.	1-Fork Lift	10	Hrs.	_____	_____	Hrs.
1-Dump Trucks			0	Hrs.	1-Back Hoe	10	Hrs.	_____	_____	Hrs.

Cogburn Bros. Electric, Inc.**Service Painting of Florida, Inc.**

Supervisory	1	Men	8	Hrs.	Supervisory	_____	Hrs.	Supervisory	_____	Hrs.
Skilled	5	Men	10	Hrs.	Skilled	2	9	Hrs.	Skilled	_____
Unskilled	_____	Men	_____	Hrs.	Unskilled	_____	_____	Hrs.	Unskilled	_____
1-P/U Truck			10	Hrs.	1-P/U Truck		9	Hrs.	_____	_____
1-Track Hoe			10	Hrs.	Misc. Tools		9	Hrs.	_____	_____
Misc. Tools			10	Hrs.	_____		_____	Hrs.	_____	_____
_____			_____	Hrs.	_____		_____	Hrs.	_____	_____

WORK IN PROGRESS THIS DATE

Westra: Coordination and supervision of project; installation of elevated walkway around gravity belt thickener, aboveground piping and fittings, concrete pipe supports at Sludge Holding Tanks; erection of formwork and reinforcing for concrete support for relocated cyclone at Headworks structure; working with technician doing start-up of RAS and WAS pumps at RAS/WAS Pumping Station; poured six (6) cubic yards of 4,000 PSI concrete for pipe supports at Sludge Holding Tanks, cyclone support at Headworks structure and sloped invert inside of Sludge Box No. 2; installation of 8-inch and 6-inch Leachate force mains for landfill Change Order (crew only working in area just east of plant site; patching and rubbing concrete walls at Filter structure and Flow splitter Box at areas that were identified that need additional work; cleaning interior of Equalization Tank in preparation for floor subgrade grouting operation schedule for next week.


Cogburn: installation of conduit raceway for sludge pumps, disconnect switches, belt control panel, seal water solenoids, pressure switches, gravity belt thickener and instrumentation at Sludge Holding Tanks; working with technician doing start-up of RAS and WAS pumps at RAS/WAS Pumping Station.

Service Painting: application of painting system to exterior concrete walls of Flow Splitter Box.

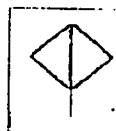
REMARKS, OVERALL PROGRESS, INSTRUCTIONS TO CONTRACTOR, ETC.
(Use back of sheet for sketches, additional remarks, etc.)

Note 1: Custom Pump and Controls technician was on site today to conduct start-up of east RAS pump and two replacements WAS pumps at RAS/WAS Pumping Station. See attached WAS and RAS pump startup reports.

NOTE: This form is not to be used for cost records

Signature: 
Title: Project Inspector

CC: Manatee County



Custom
Pump &
Controls Inc.

Equipment Report

Job Name MANATEE CO. S.W. REGIONAL WWTP

Date OCT.3-01 / OCT.24-01

Job No. 21266

Report By Kevin Osborne

Material Being Pumped WASTE SLUDGE

Owner MANATEE COUNTY Panel No. N/A

Equipment Mfg. AURORA

Location BRADENTON, FL

Pump No.	No.	Pump Description
	1	OCT 3 615A 4X4X9A WAS
	2	OCT 3 615A 4X4X9A WAS
	3	OCT 24 615A 4X4X9A WAS
	4	OCT 24 615A 4X4X9A WAS

Pump Serial No.	Motor Serial No.
F97836	YRP0464M101A
F97839	NSP1025M101B
F97837	NSP1025M101A
F97838	NSP1025M101C

Pump No. 1

Design Point	250	G.P.M.@	45	T.D.H.
F.L.A.	9			
Actual Amp Draw	T1	T2	T3	
	7.1	7.6	7.8	
G.P.M.	550			
Pressure Reading	N/A			

Pump No. 2

Design Point	250	G.P.M.@	45	T.D.H.
F.L.A.	9			
Actual Amp Draw	T1	T2	T3	
	7.2	7.5	7.7	
G.P.M.	560			
Pressure Reading	N/A			

Pump No. 3

Design Point	250	G.P.M.@	45	T.D.H.
F.L.A.	9			
Actual Amp Draw	T1	T2	T3	
	8.1	8.5	8.1	
G.P.M.	550			
Pressure Reading	NA			

Pump No. 4

Design Point	250	G.P.M.@	45	T.D.H.
F.L.A.	9			
Actual Amp Draw	T1	T2	T3	
	8.1	8.1	8	
G.P.M.	560			
Pressure Reading	N/A			

Pump No. 3

Design Point		G.P.M.@		T.D.H.
F.L.A.				
Actual Amp Draw	T1	T2	T3	
G.P.M.				
Pressure Reading	N/A			

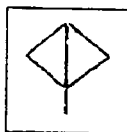
Pump No.

Design Point		G.P.M.@		T.D.H.
F.L.A.				
Actual Amp Draw	T1	T2	T3	
G.P.M.				
Pressure Reading	N/A			

Custom Pump Controls Inc.
Jacksonville, Florida

Kevin Osborne

Form 614



Custom
Pump &
Controls Inc.

Equipment Report

Job Name MANATEE CO.S.W.

Date OCT.3-01 / OCT.24-01

Job No. 21266

Report By Kevin Osborne

Material Being Pumped

WASTE SLUDGE

Owner MANATEE COUNTY

Panel No. N/A

Equipment Mfg. _____

Location BRADENTON, FL

Contractor WESTRA
Pump Description
Pump No. 1 OCT. 3 613A 12x14x22A RAS
No. 2 OCT. 24 613A 12x14x22A RAS
No. 3 _____
No. _____
No. _____
No. _____

Pump Serial No. _____
F99086
F99088
Motor Serial No. _____
D0899101745-001R-1
D0899101745-001R-3

Pump No. 1
Design Point 4400 G.P.M.@ 44 T.D.H.
F.L.A. 96
Actual Amp Draw
T1 95 T2 96 T3 95
G.P.M. 5417
Pressure Reading N/A

Pump No. 2
Design Point 4400 G.P.M.@ 44 T.D.H.
F.L.A. 96
Actual Amp Draw
T1 87 T2 91.5 T3 95.2
G.P.M. 4900
Pressure Reading N/A

Pump No. 3
Design Point _____ G.P.M.@ _____ T.D.H.
F.L.A. _____
Actual Amp Draw
T1 _____ T2 _____ T3 _____
G.P.M. _____
Pressure Reading _____

Pump No. _____
Design Point _____ G.P.M.@ _____ T.D.H.
F.L.A. _____
Actual Amp Draw
T1 _____ T2 _____ T3 _____
G.P.M. _____
Pressure Reading _____

Pump No. _____
Design Point _____ G.P.M.@ _____ T.D.H.
F.L.A. _____
Actual Amp Draw
T1 _____ T2 _____ T3 _____
G.P.M. _____
Pressure Reading _____

Pump No. _____
Design Point _____ G.P.M.@ _____ T.D.H.
F.L.A. _____
Actual Amp Draw
T1 _____ T2 _____ T3 _____
G.P.M. _____
Pressure Reading _____

Owner or Contractor BILL

P.C.P. Representative KEVIN OSBORNE

Custom Pump Controls Inc.
Jacksonville, Florida



601 Cleveland Street, Suite 205

Clearwater, FL 33755

Ph. (727) 442-7196

Fx. (727) 461-3827

DAILY CONSTRUCTION REPORT

Received _____
NOTED _____
Proj Rep _____

Contractor: **Westra Construction Corporation**

Date: **October 23, 2001**

Weather: **Mostly Cloudy 65°-85°**

Proj. Name: **Southeast Regional WTP Expansion**

Location: **State Road 64 and Lena Rd, Manatee County, Florida**

Project No: **01024.0008**

DELAYS

Weather _____ Hrs.

Other _____ Hrs.

Cause _____

PERSONNEL

Supervisory	1	Men	10	Hrs.
Skilled	20	Men	10	Hrs.
Unskilled		Men		Hrs.
1-Road Grader			0	Hrs.
1-Crane			10	Hrs.
1-Bull Dozer			0	Hrs.
1-Dump Trucks			0	Hrs.

EQUIPMENT

4-P/U Truck	10	Hrs.
1-Dewatering Syst	0	Hrs.
Misc. Tools	10	Hrs.
1-Roller	0	Hrs.
1-Track Hoe	10	Hrs.
1-F/E Loader	10	Hrs.
1-Fork Lift	10	Hrs.
1-Back Hoe	10	Hrs.

OTHERS

		Hrs.
		Hrs.
		Hrs.
		Hrs.
		Hrs.
		Hrs.
		Hrs.
		Hrs.

Cogburn Bros. Electric, Inc.

Supervisory	1	Men	8	Hrs.
Skilled	5	Men	10	Hrs.
Unskilled		Men		Hrs.
1-P/U Truck			10	Hrs.
1-Track Hoe			10	Hrs.
Misc. Tools			10	Hrs.

Service Painting of Florida, Inc.

Supervisory	1	9	Hrs.
Skilled	2	9	Hrs.
Unskilled			Hrs.
1-P/U Truck		9	Hrs.
Misc. Tools		9	Hrs.
			Hrs.
			Hrs.

Supervisory			Hrs.
Skilled			Hrs.
Unskilled			Hrs.
			Hrs.
			Hrs.
			Hrs.
			Hrs.

WORK IN PROGRESS THIS DATE

Westra: Coordination and supervision of project; erection of formwork, reinforcing for concrete pedestals for stairs at Sludge Holding Tanks; installation of aluminum handrail and kick plates at Filter structure in area of backwash flow meters; patching rubbing existing concrete channel at Headworks structure in area of connection to new channel; installation of above ground piping and fittings at Sludge Holding Tanks; installation of elevated walkway around gravity belt thickener and elevated walkway between tanks; installation of above ground Leachate Metering Station piping and fittings; cleaning interior of effluent channel at Filter structure.

Cogburn: Installation of conduit and wiring to seal water system for RAS and WAS pumps at RAS/WAS Pumping Station; installation of disconnects switches and conduit for sludge feed pumps at Sludge Holding Tanks.

Service Painting: Application of coal tar epoxy to piping inside of In-Plant Pump Station and meter vault; touch-up painting system inside of Flow Splitter Box.

REMARKS, OVERALL PROGRESS, INSTRUCTIONS TO CONTRACTOR, ETC.

(Use back of sheet for sketches, additional remarks, etc.)

Note 1: Manufactures service technician for mixer gearbox at Anoxic/Aerobic Tank No. 3 was on site to check for excessive noise and oil leak on south mixer. Gear oil leak was corrected by replacing gasket on access cover and the excessive noise is command for low speed gearboxes. Service report to be submitted at a later date.

Note 2: Dalton Cook and undersign conducted walk-thru inspection of final effluent channel at west end of new Filter structure. Approval was made for contractor to remove temporary plug over effluent discharge piping, which is schedule for 9:00 AM tomorrow.

Note 3: Bill Reams and undersign conducted preliminary walk thru inspection of interior of Flow Splitter Box. Addition concrete work and painting is required prior to flow be diverted to structure On November 6 and 7, 2001.

NOTE: This form is not to be used for cost records

Signature: 
Title: Project Inspector

CC: Manatee County

**McKIM & CREED****DAILY CONSTRUCTION REPORT**

601 Cleveland Street, Suite 205

Clearwater, FL 33755

Ph. (727) 442-7196

Fx. (727) 461-3827

Received _____
NOTED _____
Proj Rep _____

Contractor: **Westra Construction Corporation**

Date: **October 22, 2001**

Weather: **Mostly Cloudy 65°-85°**

Proj. Name: **Southeast Regional WTP Expansion**

Location: **State Road 64 and Lena Rd, Manatee County, Florida**

Project No: **01024.0008**

DELAYS

Weather _____ Hrs.

Other _____ Hrs.

Cause _____

PERSONNEL**EQUIPMENT****OTHERS**

Supervisory	1	Men	10	Hrs.	4-P/U Truck	10	Hrs.	_____	_____	Hrs.
Skilled	20	Men	10	Hrs.	1-Dewatering Syst	0	Hrs.	_____	_____	Hrs.
Unskilled	_____	Men	_____	Hrs.	Misc. Tools	10	Hrs.	_____	_____	Hrs.
_____	_____	_____	_____	Hrs.	1-Roller	0	Hrs.	_____	_____	Hrs.
1-Road Grader	_____	_____	0	Hrs.	1-Track Hoe	10	Hrs.	_____	_____	Hrs.
1-Crane	_____	_____	10	Hrs.	1-F/E Loader	10	Hrs.	_____	_____	Hrs.
1-Bull Dozer	_____	_____	0	Hrs.	1-Fork Lift	10	Hrs.	_____	_____	Hrs.
1-Dump Trucks	_____	_____	0	Hrs.	1-Back Hoe	10	Hrs.	_____	_____	Hrs.

Cogburn Bros. Electric, Inc.**Service Painting of Florida, Inc.**

Supervisory	1	Men	8	Hrs.	Supervisory	_____	_____	Hrs.	Supervisory	_____	_____	Hrs.
Skilled	5	Men	10	Hrs.	Skilled	_____	_____	Hrs.	Skilled	_____	_____	Hrs.
Unskilled	_____	Men	_____	Hrs.	Unskilled	_____	_____	Hrs.	Unskilled	_____	_____	Hrs.
1-P/U Truck	_____	_____	10	Hrs.	1-P/U Truck	_____	0	Hrs.	_____	_____	_____	Hrs.
1-Track Hoe	_____	_____	10	Hrs.	Misc. Tools	_____	0	Hrs.	_____	_____	_____	Hrs.
Misc. Tools	_____	_____	10	Hrs.	_____	_____	_____	Hrs.	_____	_____	_____	Hrs.
_____	_____	_____	_____	Hrs.	_____	_____	_____	Hrs.	_____	_____	_____	Hrs.

WORK IN PROGRESS THIS DATE

Westra: Coordination and supervision of project; erection of formwork, reinforcing and poured five (5) cubic yards of 4,000 PSI concrete for concrete stairs and pipe supports footers at Sludge Holding Tanks; installation of aluminum handrail and kick plates at Headworks structure; patching rubbing existing concrete channel at Headworks structure in area of connection to new channel, installation of existing slide gate and erection of formwork and reinforcing for concrete support for relocated existing Cyclone/Classifier No. 2; installation of above ground piping and fittings at Sludge Holding Tanks; installation of elevated walkway around gravity belt thickener and elevated walkway between tanks; installation of above ground Leachate Metering Station piping and fittings; conducted pressure testing of 30-inch MARS Pipeline; clearing interior of Flow Splitter Box and installation of submersible pumps in return channel.

Cogburn: Installation of conduit and wiring to seal water system for RAS and WAS pumps at RAS/WAS Pumping Station; installation of disconnects switches and conduit for sludge feed pumps at Sludge Holding Tanks.

REMARKS, OVERALL PROGRESS, INSTRUCTIONS TO CONTRACTOR, ETC.
(Use back of sheet for sketches, additional remarks, etc.)

Note 1: Conducted pressure testing of 30-inch MARS Pipeline, see attach test report.

NOTE: This form is not to be used for cost records

Signature: 
Title: Project Inspector

CC: Manatee County



MCKIM & CREED

PROJECT : SERWTP Expansion, Manatee County

PROJECT No. : 01024-0008

PIPE TESTING

Test Date: October 22, 2001

Pipe Size (Inches): 30 Material: DI

Pipe Identification: MARS

Location of Pipe: Yard Piping 700 LF

From: Sta. 6.92 To Chlorine Contact Chambers No. 3 & 4.

Valves, Equipment in Line: 30" BFV and 30" Meter

Type Of Test: Hydrostatic Test

Specification for Reference Test: Section 02630-6, 3.8 Testing and Leakage

P.S.I. Test Pressure: 150 PSI for 2 hours

Test Remarks: Test started at 9:30 AM and completed at 11:30 AM, Test pressure start was 150 PSI with no noticeable drop in pressure at end of two hours.

Allowable leakage: 2.76 gph per 1000 ft of pipe (1.92 gph x 2 hrs = 3.86 gph)

Pass: Approved

Fail:

Contractors Representative: John Abner

McKim & Creed Representative: Joe Resendes

Miscellaneous Comments: _____

**McKIM & CREED****DAILY CONSTRUCTION REPORT**

601 Cleveland Street, Suite 205

Clearwater, FL 33755

Ph. (727) 442-7196

Fx. (727) 461-3827

Received _____
NOTED _____
Proj Rep _____

Contractor: **Westra Construction Corporation**

Date: **October 19, 2001**

Weather: **Mostly Sunny 60°-80°**

Proj. Name: **Southeast Regional WTP Expansion**

Location: **State Road 64 and Lena Rd, Manatee County, Florida**

Project No: **01024.0008**

DELAYS

Weather _____ Hrs.

Other _____ Hrs.

Cause _____

PERSONNEL

Supervisory	1	Men	10	Hrs.
Skilled	20	Men	10	Hrs.
Unskilled		Men		Hrs.
1-Road Grader			0	Hrs.
1-Crane			10	Hrs.
1-Bull Dozer			0	Hrs.
1-Dump Trucks			0	Hrs.

EQUIPMENT

4-P/U Truck	10	Hrs.
1-Dewatering Syst	0	Hrs.
Misc. Tools	10	Hrs.
1-Roller	0	Hrs.
1-Track Hoe	10	Hrs.
1-F/E Loader	10	Hrs.
1-Fork Lift	10	Hrs.
1-Back Hoe	10	Hrs.

OTHERS

		Hrs.
		Hrs.
		Hrs.
		Hrs.
		Hrs.
		Hrs.
		Hrs.
		Hrs.

Cogburn Bros. Electric, Inc.

Supervisory		Men		Hrs.
Skilled		Men		Hrs.
Unskilled		Men		Hrs.
1-P/U Truck			0	Hrs.
1-Track Hoe			0	Hrs.
Misc. Tools			0	Hrs.

Service Painting of Florida, Inc.

Supervisory		Hrs.
Skilled		Hrs.
Unskilled		Hrs.
1-P/U Truck	0	Hrs.
Misc. Tools	0	Hrs.

Supervisory		Hrs.
Skilled		Hrs.
Unskilled		Hrs.
		Hrs.
		Hrs.
		Hrs.
		Hrs.

WORK IN PROGRESS THIS DATE

Westra: Coordination and supervision of project; installation of piping, fittings and valves for aboveground piping at Sludge Holding Tanks; installation of elevated walkway between Sludge Holding Tanks, walkway around gravity belt thickener and stairs at Sludge Holding Tank No. 2; erection of formwork and reinforcing and poured four (4) cubic yards of 4,000 PSI concrete for pipe support footers, stairs and elevated walkway at Sludge Holding Tanks; installation of aluminum handrail and kick plate at Headworks structure; installation of new east RAS pump and WAS pumps at RAS/WAS Pumping Station; installation of slide gates at Headworks structure; preparation for conducting pressure testing on 30-inch MARS Pipeline.


REMARKS, OVERALL PROGRESS, INSTRUCTIONS TO CONTRACTOR, ETC.

(Use back of sheet for sketches, additional remarks, etc.)

Note 1: No concrete testing was conducted today.

NOTE: This form is not to be used for cost records

CC: Manatee County

Signature: 
Title: Project Inspector

**McKIM & CREED****DAILY CONSTRUCTION REPORT**

601 Cleveland Street, Suite 205

Clearwater, FL 33755

Ph. (727) 442-7196

Fx. (727) 461-3827

Received _____
NOTED _____
Proj Rep _____

Contractor: **Westra Construction Corporation**

Date: **October 18, 2001**

Weather: **Mostly Sunny 60°-80°**

Proj. Name: **Southeast Regional WTP Expansion**

Location: **State Road 64 and Lena Rd, Manatee County, Florida**

Project No: **01024.0008**

DELAYS

Weather _____ Hrs.

Other _____ Hrs.

Cause _____

PERSONNEL

Supervisory	1	Men	10	Hrs.
Skilled	20	Men	10	Hrs.
Unskilled		Men		Hrs.
1-Road Grader			0	Hrs.
1-Crane			10	Hrs.
1-Bull Dozer			0	Hrs.
1-Dump Trucks			0	Hrs.

EQUIPMENT

4-P/U Truck	10	Hrs.
1-Dewatering Syst	0	Hrs.
Misc. Tools	10	Hrs.
1-Roller	0	Hrs.
1-Track Hoe	10	Hrs.
1-F/E Loader	10	Hrs.
1-Fork Lift	10	Hrs.
1-Back Hoe	10	Hrs.

OTHERS

_____	_____	Hrs.
_____	_____	Hrs.
_____	_____	Hrs.
_____	_____	Hrs.
_____	_____	Hrs.
_____	_____	Hrs.
_____	_____	Hrs.
_____	_____	Hrs.

Cogburn Bros. Electric, Inc.

Supervisory	1	Men	10	Hrs.
Skilled	5	Men	10	Hrs.
Unskilled		Men		Hrs.
1-P/U Truck			10	Hrs.
1-Track Hoe			10	Hrs.
Misc. Tools			10	Hrs.

Service Painting of Florida, Inc.

Supervisory	1	2	Hrs.
Skilled	2	9	Hrs.
Unskilled			Hrs.
1-P/U Truck		9	Hrs.
Misc. Tools		9	Hrs.
			Hrs.
			Hrs.

Supervisory	_____	_____	Hrs.
Skilled	_____	_____	Hrs.
Unskilled	_____	_____	Hrs.
	_____	_____	Hrs.
	_____	_____	Hrs.
	_____	_____	Hrs.
	_____	_____	Hrs.

WORK IN PROGRESS THIS DATE

Westra: Coordination and supervision of project; installation of piping, fittings and valves for aboveground piping at Sludge Holding Tanks; installation of elevated walkway between Sludge Holding Tanks, walkway around gravity belt thickener and stairs at Sludge Holding Tank No. 2; erection of formwork and reinforcing for pipe support footers for above ground piping between sludge Holding Tanks; installation of aluminum handrail at Headworks structure; installation of new east RAS pump and WAS pumps at RAS/WAS Pumping Station;; installation of 6-inch Leachate force main from above ground metering station to existing landfill Leachate Pump Station; installation of slide gates at Headworks structure.

Cogburn: Installation of conduit raceway system at new Clarifiers and Filters for lighting and instrumentation, pulling and termination of wiring; pulling and termination of wiring for light fixtures at Anoxic/Aerobic Tank No. 3; Installation of disconnect switches and conduit for sludge pumps at Sludge Holding Tanks; pulling wiring and termination for new east RAS Pump at RAS/WAS Pumping Station.

Service Painting: Application of first coat of paint to exterior walls of Main Electrical Building additions and caulking joints; Application of coal tar epoxy to interior Filter walls at end of influent channels.

REMARKS, OVERALL PROGRESS, INSTRUCTIONS TO CONTRACTOR, ETC.

(Use back of sheet for sketches, additional remarks, etc.)

Note 1: Start-up of RAS and WAS pumps is schedule for October 24, 2001, coordination has been made with plant staff.

NOTE: This form is not to be used for cost records

CC: Manatee County

Signature: 
Title: Project Inspector

**McKIM & CREED****DAILY CONSTRUCTION REPORT**

601 Cleveland Street, Suite 205

Clearwater, FL 33755

Ph. (727) 442-7196

Fx. (727) 461-3827

Received _____
NOTED _____
Proj Rep _____

Contractor: **Westra Construction Corporation**

Date: **October 17, 2001**

Weather: **Mostly Sunny 65°-80°**

Proj. Name: **Southeast Regional WTP Expansion**

Location: **State Road 64 and Lena Rd, Manatee County, Florida**

Project No: **01024.0008**

DELAYS

Weather _____ Hrs.

Other _____ Hrs.

Cause _____

PERSONNEL**EQUIPMENT****OTHERS**

Supervisory	1	Men	10	Hrs.	4-P/U Truck	10	Hrs.			Hrs.
Skilled	15	Men	10	Hrs.	1-Dewatering Syst	0	Hrs.			Hrs.
Unskilled		Men		Hrs.	Misc. Tools	10	Hrs.			Hrs.
				Hrs.	1-Roller	0	Hrs.			Hrs.
1-Road Grader			0	Hrs.	1-Track Hoe	10	Hrs.			Hrs.
1-Crane			10	Hrs.	1-F/E Loader	10	Hrs.			Hrs.
1-Bull Dozer			0	Hrs.	1-Fork Lift	10	Hrs.			Hrs.
1-Dump Trucks			0	Hrs.	1-Back Hoe	10	Hrs.			Hrs.

Cogburn Bros. Electric, Inc.**Service Painting of Florida, Inc.**

Supervisory	1	Men	10	Hrs.	Supervisory		Hrs.	Supervisory		Hrs.
Skilled	5	Men	10	Hrs.	Skilled		Hrs.	Skilled		Hrs.
Unskilled		Men		Hrs.	Unskilled		Hrs.	Unskilled		Hrs.
1-P/U Truck			10	Hrs.			Hrs.			Hrs.
1-Track Hoe			10	Hrs.			Hrs.			Hrs.
Misc. Tools			10	Hrs.			Hrs.			Hrs.
				Hrs.			Hrs.			Hrs.

WORK IN PROGRESS THIS DATE

Westra: Coordination and supervision of project; installation of piping, fittings and valves for aboveground piping at Sludge Holding Tanks; installation of elevated walkway between Sludge Holding Tanks and walkway around gravity belt thickener; erection of formwork and reinforcing for pipe support footers for above ground piping between sludge Holding Tanks; installation of aluminum handrail at Headworks structure; installation of new east RAS pump at RAS/WAS Pumping Station; excavating to confirm size and location of pipe joint on existing 36-inch and 42-inch PCCP on east side of existing Aeration Tank No. 1 & 2; installation of 12-inch Leachate piping from Equalization Tank to new above ground metering station.

Cogburn: Installation of conduit raceway system at new Clarifiers and Filters for lighting and instrumentation, pulling and termination of wiring; installation of conduit for existing lighting at Clarifier Splitter Box that was removed during construction.


REMARKS, OVERALL PROGRESS, INSTRUCTIONS TO CONTRACTOR, ETC.

(Use back of sheet for sketches, additional remarks, etc.)

Note 1: Cutler-Hammer service technician was on site today working on adjustment of switch gear timers for generator operation.

NOTE: This form is not to be used for cost records

CC: Manatee County

Signature: 
Title: Project Inspector

**McKIM & CREED****DAILY CONSTRUCTION REPORT**

601 Cleveland Street, Suite 205

Clearwater, FL 33755

Ph. (727) 442-7196

Fx. (727) 461-3827

Received _____
NOTED _____
Proj Rep _____

Contractor: **Westra Construction Corporation**

Date: **October 16, 2001**

Weather: **Mostly Sunny 65°-85°**

Proj. Name: **Southeast Regional WTP Expansion**

Location: **State Road 64 and Lena Rd, Manatee County, Florida**

Project No: **01024.0008**

DELAYS

Weather _____ Hrs.

Other _____ Hrs.

Cause _____

PERSONNEL

Supervisory	1	Men	10	Hrs.
Skilled	15	Men	10	Hrs.
Unskilled		Men		Hrs.
1-Road Grader			0	Hrs.
1-Crane			10	Hrs.
1-Bull Dozer			0	Hrs.
1-Dump Trucks			0	Hrs.

EQUIPMENT

4-P/U Truck	10	Hrs.
1-Dewatering Syst	0	Hrs.
Misc. Tools	10	Hrs.
1-Roller	0	Hrs.
1-Track Hoe	10	Hrs.
1-F/E Loader	10	Hrs.
1-Fork Lift	10	Hrs.
1-Back Hoe	10	Hrs.

OTHERS

		Hrs.
		Hrs.
		Hrs.
		Hrs.
		Hrs.
		Hrs.
		Hrs.
		Hrs.

Cogburn Bros. Electric, Inc.

Supervisory	1	Men	10	Hrs.
Skilled	5	Men	10	Hrs.
Unskilled		Men		Hrs.
1-P/U Truck			10	Hrs.
1-Track Hoe			10	Hrs.
Misc. Tools			10	Hrs.

Service Painting of Florida, Inc.

Supervisory		Hrs.
Skilled		Hrs.
Unskilled		Hrs.
		Hrs.
		Hrs.
		Hrs.
		Hrs.

Pioneer Concrete Pumping

Supervisory		Hrs.
Skilled	1	4
Unskilled		Hrs.
1-Concrete Pump		4
		Hrs.
		Hrs.
		Hrs.
		Hrs.

WORK IN PROGRESS THIS DATE

Westra: Coordination and supervision of project; poured and finished 30 cubic yards of 4,000 PSI concrete for replacement of center floor section of Equalization Tank and conducted clean-up on inside of tank; installation of piping, fittings and valves for aboveground piping at Sludge Holding Tanks; installed stainless steel discharge hopper on gravity belt thickener; erection of formwork and reinforcement for concrete pedestals for elevated walkway between Sludge Holding Tanks; removal of stockpiled debris off project site; installation of aluminum handrail at Headworks structure modification; installation of new east RAS pump at RAS/WAS Pumping Station.

Cogburn: Installation of conduit raceway system at new Clarifiers for lighting and instrumentation. pulling and termination of wiring.

Pioneer: Pumped concrete for pour at Equalization Tank.

REMARKS, OVERALL PROGRESS, INSTRUCTIONS TO CONTRACTOR, ETC.

(Use back of sheet for sketches, additional remarks, etc.)

Note 1: PSI technician was on site today to conduct concrete testing of pour at Equalization Tank.

Note 2: Plant shut down coordination meeting was held today at Southwest Regional Wastewater Treatment Plant for Headworks and Flow Splitter Box tie-in. See minutes of meeting for attendees and comments/remarks.

Note 3: Reliance Electric Motors delivered mixer motors that were removed to check for excessive noise. Westra personnel reinstalled motors and they continue to be noisy. Westra contacted Baker-Hughes and informed them that noise is not caused by motors and must be coming from gearbox.

NOTE: This form is not to be used for cost records

Signature: 
Title: Project Inspector

CC: Manatee County



DAILY CONSTRUCTION REPORT

601 Cleveland Street, Suite 205

Clearwater, FL 33755

Ph. (727) 442-7196

Fx. (727) 461-3827

Received _____
NOTED _____
Proj Rep _____

Contractor: **Westra Construction Corporation**
Date: **October 15, 2001**
Weather: **Mostly Sunny 65°-85°**
Proj. Name: **Southeast Regional WTP Expansion**
Location: **State Road 64 and Lena Rd, Manatee County, Florida**
Project No: **01024.0008**

DELAYS

Weather _____ Hrs.
Other _____ Hrs.
Cause _____

PERSONNEL

Supervisory	1	Men	10	Hrs.
Skilled	12	Men	10	Hrs.
Unskilled	7	Men	8	Hrs.
<hr/>				
1-Road Grader			0	Hrs.
1-Crane			10	Hrs.
1-Bull Dozer			0	Hrs.
1-Dump Trucks			0	Hrs.

EQUIPMENT

4-P/U Truck	10	Hrs.
1-Dewatering Syst	0	Hrs.
Misc. Tools	10	Hrs.
1-Roller	0	Hrs.
1-Track Hoe	10	Hrs.
1-F/E Loader	10	Hrs.
1-Fork Lift	10	Hrs.
1-Back Hoe	10	Hrs.

OTHERS

_____	_____	Hrs.
_____	_____	Hrs.
_____	_____	Hrs.
_____	_____	Hrs.
_____	_____	Hrs.
_____	_____	Hrs.
_____	_____	Hrs.
_____	_____	Hrs.

Cogburn Bros. Electric, Inc.

Supervisory	1	Men	8	Hrs.
Skilled	4	Men	10	Hrs.
Unskilled		Men		Hrs.
1-P/U Truck			10	Hrs.
1-Track Hoe			10	Hrs.
Misc. Tools			10	Hrs.
_____				Hrs.

Service Painting of Florida, Inc.

Supervisory	_____	Hrs.
Skilled	_____	Hrs.
Unskilled	_____	Hrs.
_____	_____	Hrs.
_____	_____	Hrs.
_____	_____	Hrs.
_____	_____	Hrs.

Supervisory	_____	Hrs.
Skilled	_____	Hrs.
Unskilled	_____	Hrs.
_____	_____	Hrs.
_____	_____	Hrs.
_____	_____	Hrs.
_____	_____	Hrs.

WORK IN PROGRESS THIS DATE

Westra: Coordination and supervision of project; erection of reinforcing steel for replacement of center floor section of Equalization Tank and conducted clean-up on inside of tank; installation of piping, fittings and valves for aboveground piping at Sludge Holding Tanks; installed stainless steel discharge hopper on gravity belt thickener; conducted general clean-up of project site and hauling stockpile debris off site.


Cogburn: installation of conduit raceway system at new Clarifiers for lighting and instrumentation, pulling and termination of wiring.

REMARKS, OVERALL PROGRESS, INSTRUCTIONS TO CONTRACTOR, ETC.

(Use back of sheet for sketches, additional remarks, etc.)

Note 1: Cutler-Hammer service technician was on site today working on new equalization tank Blower start inside of MCC/Blower Building No. 2 that is tripping out on soft start, problem was with wiring.

NOTE: This form is not to be used for cost records

Signature: 
Title: Project Inspector

CC: Manatee County

**McKIM & CREED****DAILY CONSTRUCTION REPORT**

601 Cleveland Street, Suite 205

Clearwater, FL 33755

Ph. (727) 442-7196

Fx. (727) 461-3827

Received	NOTED
	Proj Rep

Contractor: **Westra Construction Corporation**

Date: **October 13, 2001**

Weather: **Mostly Sunny 65°-80°**

Proj. Name: **Southeast Regional WTP Expansion**

Location: **State Road 64 and Lena Rd, Manatee County, Florida**

Project No: **01024.0008**

DELAYS

Weather _____ Hrs.

Other _____ Hrs.

Cause _____

PERSONNEL

Supervisory	Men	Hrs.
Skilled	7	8
Unskilled		
1-Road Grader	0	
1-Crane	0	
1-Bull Dozer	0	
1-Dump Trucks	0	

EQUIPMENT

4-P/U Truck	0	Hrs.
1-Dewatering Syst	0	Hrs.
Misc. Tools	8	Hrs.
1-Roller	0	Hrs.
1-Track Hoe	0	Hrs.
1-F/E Loader	0	Hrs.
1-Fork Lift	8	Hrs.
1-Back Hoe	8	Hrs.

OTHERS

		Hrs.
		Hrs.
		Hrs.
		Hrs.
		Hrs.
		Hrs.
		Hrs.
		Hrs.

Cogburn Bros. Electric, Inc.

Supervisory	Men	Hrs.
Skilled	Men	Hrs.
Unskilled	Men	Hrs.
1-P/U Truck	0	Hrs.
1-Track Hoe	0	Hrs.
Misc. Tools	0	Hrs.

Service Painting of Florida, Inc.

Supervisory		Hrs.
Skilled		Hrs.
Unskilled		Hrs.
		Hrs.
		Hrs.
		Hrs.
		Hrs.

Supervisory		Hrs.
Skilled		Hrs.
Unskilled		Hrs.
		Hrs.
		Hrs.
		Hrs.
		Hrs.

WORK IN PROGRESS THIS DATE

Westra: Started erection of reinforcing for replacement center floor section at Equalization Tank

REMARKS, OVERALL PROGRESS, INSTRUCTIONS TO CONTRACTOR, ETC.

(Use back of sheet for sketches, additional remarks, etc.)

Note 1: Undersign was not on site today.

NOTE: This form is not to be used for cost records

Signature: 

Title: Project Inspector

CC: Manatee County

**McKIM & CREED****DAILY CONSTRUCTION REPORT**

601 Cleveland Street, Suite 205

Clearwater, FL 33755

Ph. (727) 442-7196

Fx. (727) 461-3327

Received _____
NOTED _____
Proj Rep _____

Contractor: **Westra Construction Corporation**

Date: **October 12, 2001**

Weather: **Mostly Sunny 65°-85°**

Proj. Name: **Southeast Regional WTP Expansion**

Location: **State Road 64 and Lena Rd, Manatee County, Florida**

Project No: **01024.0008**

DELAYS

Weather _____ Hrs.

Other _____ Hrs.

Cause _____

PERSONNEL

Supervisory	1	Men	8	Hrs.
Skilled	20	Men	8	Hrs.
Unskilled	7	Men	8	Hrs.
				Hrs.
1-Road Grader			0	Hrs.
1-Crane			8	Hrs.
1-Bull Dozer			0	Hrs.
1-Dump Trucks			0	Hrs.

EQUIPMENT

4-P/U Truck	8	Hrs.
1-Dewatering Syst	0	Hrs.
Misc. Tools	8	Hrs.
1-Roller	0	Hrs.
1-Track Hoe	8	Hrs.
1-F/E Loader	8	Hrs.
1-Fork Lift	8	Hrs.
1-Back Hoe	8	Hrs.

OTHERS

_____	_____	Hrs.
_____	_____	Hrs.
_____	_____	Hrs.
_____	_____	Hrs.
_____	_____	Hrs.
_____	_____	Hrs.
_____	_____	Hrs.
_____	_____	Hrs.

Cogburn Bros. Electric, Inc.

Supervisory	Men	_____	Hrs.
Skilled	Men	_____	Hrs.
Unskilled	Men	_____	Hrs.
1-P/U Truck		0	Hrs.
1-Track Hoe		0	Hrs.
Misc. Tools		0	Hrs.
			Hrs.

Service Painting of Florida, Inc.

Supervisory	_____	Hrs.
Skilled	_____	Hrs.
Unskilled	_____	Hrs.
	_____	Hrs.
	_____	Hrs.
	_____	Hrs.
	_____	Hrs.

Pioneer Concrete Pumping

Supervisory	_____	Hrs.
Skilled	1	4
Unskilled	_____	Hrs.
1-Concrete Pump	4	Hrs.
	_____	Hrs.
	_____	Hrs.
	_____	Hrs.
	_____	Hrs.

WORK IN PROGRESS THIS DATE

Westra: Coordination and supervision of project; continue removal of 20-inch pipe concrete encasement inside of Equalization Tank, erection of formwork and reinforcing for center sump and pipe, poured 40 cubic yards of 4,000 PSI concrete for pipe encasement and center sump, floor will be poured at a later date; installation of supports for pipe header system at Sludge Holding Tank area; removal of existing east RAS Pump, piping and concrete base support at RAS/WAS Pumping Station, erected formwork and poured concrete for new base support; clearing stockpile material and debris in area of new 12-inch Leachate piping from Equalization Tank to new above ground metering station


Pioneer: Pumped concrete for pour at Equalization Tank.

REMARKS, OVERALL PROGRESS, INSTRUCTIONS TO CONTRACTOR, ETC.

(Use back of sheet for sketches, additional remarks, etc.)

Note 1: Westra will have crew on site tomorrow working on erection of reinforcing steel for replacement for of Equalization Tank.

NOTE: This form is not to be used for cost records

Signature: 
Title: Project Inspector

CC: Manatee County

**McKIM & CREED**

601 Cleveland Street, Suite 205

Clearwater, FL 33755

Ph. (727) 442-7196

Fx. (727) 461-3627

DAILY CONSTRUCTION REPORT

Received _____
NOTED _____
Proj Rep _____

Contractor: **Westra Construction Corporation**
 Date: **October 11, 2001**
 Weather: **Mostly Sunny 65°-85°**
 Proj. Name: **Southeast Regional WTP Expansion**
 Location: **State Road 64 and Lena Rd, Manatee County, Florida**
 Project No: **01024.0008**

DELAYS

Weather _____ Hrs.
 Other _____ Hrs.
 Cause _____

PERSONNEL

Supervisory	1	Men	10	Hrs.
Skilled	20	Men	10	Hrs.
Unskilled		Men		Hrs.
1-Road Grader			0	Hrs.
1-Crane			10	Hrs.
1-Bull Dozer			0	Hrs.
1-Dump Trucks			0	Hrs.

EQUIPMENT

4-P/U Truck	10	Hrs.
1-Dewatering Syst	0	Hrs.
Misc. Tools	10	Hrs.
1-Roller	0	Hrs.
1-Track Hoe	10	Hrs.
1-F/E Loader	10	Hrs.
1-Fork Lift	10	Hrs.
1-Back Hoe	10	Hrs.

OTHERS

		Hrs.
		Hrs.
		Hrs.
		Hrs.
		Hrs.
		Hrs.
		Hrs.
		Hrs.

Cogburn Bros. Electric, Inc.

Supervisory	1	Men	8	Hrs.
Skilled	5	Men	10	Hrs.
Unskilled		Men		Hrs.
1-P/U Truck			10	Hrs.
1-Track Hoe			10	Hrs.
Misc. Tools			10	Hrs.

Service Painting of Florida, Inc.

Supervisory		Hrs.
Skilled		Hrs.
Unskilled		Hrs.
		Hrs.
		Hrs.
		Hrs.
		Hrs.

Supervisory		Hrs.
Skilled		Hrs.
Unskilled		Hrs.
		Hrs.
		Hrs.
		Hrs.
		Hrs.

WORK IN PROGRESS THIS DATE

Westra: Coordination and supervision of project; continue removal of 20-inch pipe concrete encasement inside of Equalization Tank; installation of supports for pipe header system at Sludge Holding Tank area; removing existing WAS pumps for installation of new ones at RAS/WAS Pumping Station and removal of existing east RAS Pump and piping; working with service technician doing start-up of Filters; clearing stockpile material and debris in area of new 12-inch Leachate piping from Equalization Tank to new above ground metering station; survey crew on site to layout for new Leachate collection system and force main for Landfill Change Order work.

Cogburn: Installation of lighting fixtures at Filter structure; pulling and termination of branch circuit and instrumentation wiring at Flow Splitter Box, MCC/Blower Building No. 2; worked with technician conducting start-up of Filters.


REMARKS, OVERALL PROGRESS, INSTRUCTIONS TO CONTRACTOR, ETC.

(Use back of sheet for sketches, additional remarks, etc.)

Note 1: Baker Hughes technician on site today to continue conducting start-up of new Filters. Star-up report will submitted at a later date.

NOTE: This form is not to be used for cost records

CC: Manatee County


Signature: Joe Resendes
Title: Project Inspector

**MCKIM & CREED****DAILY CONSTRUCTION REPORT**

601 Cleveland Street, Suite 205

Clearwater, FL 33755

Ph. (727) 442-7196

Fx. (727) 461-3827

Received _____
NOTED _____
Proj Rep _____

Contractor: **Westra Construction Corporation**

Date: **October 10, 2001**

Weather: **Mostly Sunny 65°-85°**

Proj. Name: **Southeast Regional WTP Expansion**

Location: **State Road 64 and Lena Rd, Manatee County, Florida**

Project No: **01024.0008**

DELAYS

Weather _____ Hrs.

Other _____ Hrs.

Cause _____

PERSONNEL

Supervisory	1	Men	10	Hrs.
Skilled	20	Men	10	Hrs.
Unskilled		Men		Hrs.
1-Road Grader			0	Hrs.
1-Crane			10	Hrs.
1-Bull Dozer			0	Hrs.
1-Dump Trucks			0	Hrs.

EQUIPMENT

4-P/U Truck	10	Hrs.
1-Dewatering Syst	0	Hrs.
Misc. Tools	10	Hrs.
1-Roller	0	Hrs.
1-Track Hoe	10	Hrs.
1-F/E Loader	10	Hrs.
1-Fork Lift	10	Hrs.
1-Back Hoe	10	Hrs.

OTHERS

		Hrs.
		Hrs.
		Hrs.
		Hrs.
		Hrs.
		Hrs.
		Hrs.
		Hrs.

Cogburn Bros. Electric, Inc.

Supervisory	1	Men	8	Hrs.
Skilled	5	Men	10	Hrs.
Unskilled		Men		Hrs.
1-P/U Truck			10	Hrs.
1-Track Hoe			10	Hrs.
Misc. Tools			10	Hrs.

Service Painting of Florida, Inc.

Supervisory		Hrs.
Skilled		Hrs.
Unskilled		Hrs.
		Hrs.
		Hrs.
		Hrs.
		Hrs.

Supervisory		Hrs.
Skilled		Hrs.
Unskilled		Hrs.
		Hrs.
		Hrs.
		Hrs.
		Hrs.

WORK IN PROGRESS THIS DATE

Westra: Coordination and supervision of project; erection of formwork, reinforcing and poured four (4) cubic yards of 4,000 PSI concrete for Equalization tank center sum base slab and continue removal of 20-inch pipe concrete encasement; installation of pipe supports for pipe header system at Sludge Holding Tank area; removing existing WAS pumps for installation of new ones at RAS/WAS Pumping Station; working with service technician doing start-up of Filters; installation of 12-inch Leachate piping from Equalization Tank to new above ground metering station;

Cogburn: Installation of lighting fixtures at Filter structure; pulling and termination of branch circuit and instrumentation wiring at Flow Splitter Box, MCC/Blower Building No. 2; worked with technician conducting start-up of Filters.

REMARKS, OVERALL PROGRESS, INSTRUCTIONS TO CONTRACTOR, ETC.

(Use back of sheet for sketches, additional remarks, etc.)

Note 1: Ray Kahlerm, technician from Ellis K. Phelps was on site today to check operation of new In-Plant Pump Station and new Leachate Pump Station. Lower level float was replaced at In-Plant Pump Station. This float was identified as being incorrect during start-up of station. Station was tested for proper operation with floats and it worked as designed by Bailey Engineering. The Leachate Pump Station was also tested for proper operation and it also operated as designed. Technician could not explain why both station failed. Both station will be monitored and if a station fails again he advised that he should be called prior to re-setting button being pushed so that he may try to determine what caused the failure.

Note 2: On site meeting was held today with John Abner (Westra), Bob Puder (Crom), Jeff Ward (Crom), Norman Scally (McKim & Creed) and undersign to review damage to floor of Equalization Tank and also the recommended repairs. It was agreed that John Abner would provide a letter stating repair procedures and submit to Bob Puder for review and then submitted to McKim & Creed for review and approval.

Note 3: Baker Hughes technician on site today to conduct start-up if new Filters.

Visitor: Mike Kistner from Cogburn Bros. Electric, Inc.

NOTE: This form is not to be used for cost records


Signature: Joe Resendes
Title: Project Inspector

CC: Manatee County

**McKIM & CREED****DAILY CONSTRUCTION REPORT**

601 Cleveland Street, Suite 205

Clearwater, FL 33755

Ph. (727) 442-7196

Fx. (727) 461-3827

Received _____
NOTED _____
Proj Rep _____

Contractor: **Westra Construction Corporation**

Date: **October 9, 2001**

Weather: **Mostly Sunny 65°-85°**

Proj. Name: **Southeast Regional WTP Expansion**

Location: **State Road 64 and Lena Rd, Manatee County, Florida**

Project No: **01024.0008**

DELAYS

Weather _____ Hrs.

Other _____ Hrs.

Cause _____

PERSONNEL**EQUIPMENT****OTHERS**

Supervisory	1	Men	10	Hrs.	4-P/U Truck	10	Hrs.			Hrs.
Skilled	15	Men	10	Hrs.	1-Dewatering Syst	0	Hrs.			Hrs.
Unskilled	7	Men	10	Hrs.	Misc. Tools	10	Hrs.			Hrs.
				Hrs.	1-Roller	0	Hrs.			Hrs.
1-Road Grader			0	Hrs.	1-Track Hoe	10	Hrs.			Hrs.
1-Crane			10	Hrs.	1-F/E Loader	10	Hrs.			Hrs.
1-Bull Dozer			0	Hrs.	1-Fork Lift	10	Hrs.			Hrs.
1-Dump Trucks			0	Hrs.	1-Back Hoe	10	Hrs.			Hrs.

Cogburn Bros. Electric, Inc.**Service Painting of Florida, Inc.**

Supervisory	1	Men	8	Hrs.	Supervisory		Hrs.	Supervisory		Hrs.
Skilled	5	Men	10	Hrs.	Skilled		Hrs.	Skilled		Hrs.
Unskilled		Men		Hrs.	Unskilled		Hrs.	Unskilled		Hrs.
1-P/U Truck			10	Hrs.			Hrs.			Hrs.
1-Track Hoe			10	Hrs.			Hrs.			Hrs.
Misc. Tools			10	Hrs.			Hrs.			Hrs.
				Hrs.			Hrs.			Hrs.

WORK IN PROGRESS THIS DATE

Westra: Coordination and supervision of project; installation of fiberglass order control ductwork at Headworks structure and Flow Splitter Box; installation of new slide gates at Headworks structure; removal of lifted floor sections and center sump of Equalization Tank and erection of formwork and reinforcing for center sump base slab; poured two (2) cubic of 4,000 PSI concrete at interior wall at west end of influent channel of Filter structure and also at MARS Pipeline meter vault pipe penetration; installation of new slide gates at Headworks structure; installation of weir scum weir gates and fiberglass grating at Filter structure; installation of 4-inch PVC piping from existing Leachate Pump Station 3B to new manhole located to the north, existing force main piping was capped at connection point to 8-inch force main, existing 4-inch pipe was abandon in place by plugging ends with concrete; installation of aboveground piping, fittings and valve at Sludge Holding Tanks.

Cogburn: Pulling and termination of branch circuit and instrumentation wiring at MCC/Blower No. 2, Filter Blower Building No. 4, Flow splitter Box, Headworks and Filter structure; Installation of light fixture at Filter structure; working with Square D technician conducting start-up of WAS and RAS VFD's.


REMARKS, OVERALL PROGRESS, INSTRUCTIONS TO CONTRACTOR, ETC.

(Use back of sheet for sketches, additional remarks, etc.)

Note 1: Square D service technician was on site today to conduct start-up on WAS and RAS VFD's for pumps at WAS/RAS Pumping Station. (see attached start-up report)

Visitor: Mike Kistner from Cogburn Bros. Electric, Inc.

NOTE: This form is not to be used for cost records

Signature: 
Title: Project Inspector

CC: Manatee County



601 Cleveland Street, Suite 205

Clearwater, FL 33755

Ph. (727) 442-7196

Fx. (727) 461-3827

Received	NOTED
	Proj Rep

Contractor: **Westra Construction Corporation**
 Date: **October 8, 2001**
 Weather: **Partly Cloudy 65°-85°**
 Proj. Name: **Southeast Regional WTP Expansion**
 Location: **State Road 64 and Lena Rd, Manatee County, Florida**
 Project No: **01024.0008**

DELAYS

Weather _____ Hrs.
 Other _____ Hrs.
 Cause _____

PERSONNEL

EQUIPMENT

OTHERS

Supervisory	1	Men	10	Hrs.	4-P/U Truck	10	Hrs.			Hrs.
Skilled	15	Men	10	Hrs.	1-Dewatering Syst	0	Hrs.			Hrs.
Unskilled	7	Men	10	Hrs.	Misc. Tools	10	Hrs.			Hrs.
				Hrs.	1-Roller	0	Hrs.			Hrs.
1-Road Grader			0	Hrs.	1-Track Hoe	10	Hrs.			Hrs.
1-Crane			10	Hrs.	1-F/E Loader	10	Hrs.			Hrs.
1-Bull Dozer			0	Hrs.	1-Fork Lift	10	Hrs.			Hrs.
1-Dump Trucks			0	Hrs.	1-Back Hoe	10	Hrs.			Hrs.

Cogburn Bros. Electric, Inc.

Service Painting of Florida, Inc.

Supervisory	1	Men	8	Hrs.	Supervisory		Hrs.	Supervisory		Hrs.
Skilled	4	Men	10	Hrs.	Skilled	1	9	Skilled		Hrs.
Unskilled		Men		Hrs.	Unskilled		Hrs.	Unskilled		Hrs.
1-P/U Truck			10	Hrs.	Misc. Tools	9	Hrs.			Hrs.
1-Track Hoe			10	Hrs.			Hrs.			Hrs.
Misc. Tools			10	Hrs.			Hrs.			Hrs.
				Hrs.			Hrs.			Hrs.

WORK IN PROGRESS THIS DATE

Westra: Coordination and supervision of project; installation of fiberglass order control ductwork at Headworks structure and Flow Splitter Box; installation of new slide gates at Headworks structure; removal of lifted floor sections and center sump of Equalization Tank; started installation of 12-inch piping and fittings for Leachate piping at Equalization Tank and excavated to locate existing underground piping and electrical conduit in the area of existing 6-inch Leachate piping connection to existing 30-inch sewer force main north of Headwork structure; erection of formwork and reinforcing for interior wall at west end of influent channel of Filter structure; excavated around underground recirculation piping on exterior of Equalization tank to check connections on vertical risers and also check foundation footer to see if there where any voids on it; installation of new slide gates at Headworks structure.

Cogburn: Pulling and termination of branch circuit and instrumentation wiring at MCC/Blower No. 2, Equalization Tank, Flow splitter Box and Headworks; conducted general clean-up to interior of Main Electrical building additions.

Service Painting: Caulking expansion joints between MCU walls and Columns at and started application of painting system to exterior walls Main Electrical Building additions.

REMARKS, OVERALL PROGRESS, INSTRUCTIONS TO CONTRACTOR, ETC.

(Use back of sheet for sketches, additional remarks, etc.)

Note 1: Reliance Electric Corporation personnel were on site today to remove two mixer motors and also spare motor to inspect for excess noise, which was detected during start-up conducted by Baker Hughes technician.

Visitor: Norman Scally, Street Lee, Brent heath from McKim & Creed.

Visitor: Mike Kistner from Cogburn Bros. Electric, Inc.

NOTE: This form is not to be used for cost records

Signature: 
Title: Project Inspector

CC: Manatee County

**McKIM & CREED****DAILY CONSTRUCTION REPORT**

601 Cleveland Street, Suite 205

Clearwater, FL 33755

Ph. (727) 442-7196

Fx. (727) 461-3827

Received
NOTED
Proj Rep

Contractor: **Westra Construction Corporation**

Date: **October 5, 2001**

Weather: **Mostly Sunny 65°-85°**

Proj. Name: **Southeast Regional WTP Expansion**

Location: **State Road 64 and Lena Rd, Manatee County, Florida**

Project No: **01024.0008**

DELAYS

Weather _____ Hrs.

Other _____ Hrs.

Cause _____

PERSONNEL**EQUIPMENT****OTHERS**

Supervisory	1	Men	8	Hrs.	4-P/U Truck	8	Hrs.			Hrs.
Skilled	15	Men	8	Hrs.	1-Dewatering Syst	0	Hrs.			Hrs.
Unskilled	7	Men	8	Hrs.	Misc. Tools	8	Hrs.			Hrs.
				Hrs.	1-Roller	0	Hrs.			Hrs.
1-Road Grader			0	Hrs.	1-Track Hoe	8	Hrs.			Hrs.
1-Crane			8	Hrs.	1-F/E Loader	8	Hrs.			Hrs.
1-Bull Dozer			0	Hrs.	1-Fork Lift	8	Hrs.			Hrs.
1-Dump Trucks			0	Hrs.	1-Back Hoe	8	Hrs.			Hrs.

Cogburn Bros. Electric, Inc.**Service Painting of Florida, Inc.**

Supervisory	_____	Men	_____	Hrs.	Supervisory	_____	Hrs.	Supervisory	_____	Hrs.
Skilled	_____	Men	_____	Hrs.	Skilled	_____	Hrs.	Skilled	_____	Hrs.
Unskilled	_____	Men	_____	Hrs.	Unskilled	_____	Hrs.	Unskilled	_____	Hrs.
1-P/U Truck			0	Hrs.			Hrs.			Hrs.
1-Track Hoe			0	Hrs.			Hrs.			Hrs.
Misc. Tools			0	Hrs.			Hrs.			Hrs.
				Hrs.			Hrs.			Hrs.

WORK IN PROGRESS THIS DATE

Westra: Coordination and supervision of project; installation of fiberglass order control ductwork at Headworks structure and Flow Splitter Box; installation of new slide gates at Headworks structure; removal of floor sections and center sump of Equalization Tank that lifted; installation of slide gates at Filter structure; Erection of formwork at pipe penetration of west end of MARS Pipeline metering vault; excavating area around existing 42-inch WW piping on south side of Headworks structure to investigate type of restraint that was used at tee; installation of piping, fittings and valves for above ground piping at Sludge Holding Tanks; installation of fiberglass weirs at Filter structure.

REMARKS, OVERALL PROGRESS, INSTRUCTIONS TO CONTRACTOR, ETC.

(Use back of sheet for sketches, additional remarks, etc.)

Note 1: John Puder from Geotechnical Contractors was on site to evaluate and provide proposal to Westra to pressure grout underneath floor of Equalization Tank.

Note 2: John Abner notified undersign that he will a crew on site tomorrow working on jack hammering and removal of damaged floor of Equalization Tank, plant staff was notified by undersign.

NOTE: This form is not to be used for cost records

Signature:  Joe Resendes

Title: Project Inspector

CC: Manatee County

**McKIM & CREED****DAILY CONSTRUCTION REPORT**

601 Cleveland Street, Suite 205

Clearwater, FL 33755

Ph. (727) 442-7196

Fx. (727) 461-3827

Received	_____
NOTED	_____
Proj Rep	_____
_____	_____
_____	_____

Contractor: **Westra Construction Corporation**

Date: **October 4, 2001**

Weather: **Mostly Sunny 65°-85°**

Proj. Name: **Southeast Regional WTP Expansion**

Location: **State Road 64 and Lena Rd, Manatee County, Florida**

Project No: **01024.0008**

DELAYS

Weather _____ Hrs.

Other _____ Hrs.

Cause _____

PERSONNEL

Supervisory	1	Men	10	Hrs.
Skilled	17	Men	10	Hrs.
Unskilled	7	Men	10	Hrs.
<hr/>				
1-Road Grader			0	Hrs.
1-Crane			10	Hrs.
1-Bull Dozer			0	Hrs.
1-Dump Trucks			0	Hrs.

EQUIPMENT

4-P/U Truck	10	Hrs.
1-Dewatering Syst	0	Hrs.
Misc. Tools	10	Hrs.
1-Roller	0	Hrs.
1-Track Hoe	10	Hrs.
2-F/E Loader	0	Hrs.
1-Fork Lift	10	Hrs.
1-Back Hoe	10	Hrs.

OTHERS

_____	_____	Hrs.
_____	_____	Hrs.
_____	_____	Hrs.
_____	_____	Hrs.
_____	_____	Hrs.
_____	_____	Hrs.
_____	_____	Hrs.
_____	_____	Hrs.

Cogburn Bros. Electric, Inc.

Supervisory	1	Men	8	Hrs.
Skilled	4	Men	10	Hrs.
Unskilled		Men		Hrs.
1-P/U Truck			10	Hrs.
1-Track Hoe			0	Hrs.
Misc. Tools			10	Hrs.
<hr/>				

Service Painting of Florida, Inc.

Supervisory	_____	Hrs.
Skilled	_____	Hrs.
Unskilled	_____	Hrs.
_____	_____	Hrs.
_____	_____	Hrs.
_____	_____	Hrs.
_____	_____	Hrs.

Supervisory	_____	Hrs.
Skilled	_____	Hrs.
Unskilled	_____	Hrs.
_____	_____	Hrs.
_____	_____	Hrs.
_____	_____	Hrs.
_____	_____	Hrs.

WORK IN PROGRESS THIS DATE

Westra: Coordination and supervision of project; installation of fiberglass order control ductwork at Headworks structure and Flow Splitter Box; installation of aluminum handrail at Filter structure; removal of floor sections and center sump of Equalization Tank that lifted; preparation for pressure testing of 30-inch MARS Pipeline; working with technician doing start-up of blowers and Odor Control System; erection of formwork at west pipe penetration of MARS Pipeline meter vault; installation of scum weir gates at Filter Structure.

Cogburn: Installation of conduit, control panels, disconnects switches, light poles at Headworks structure modification; pulling and termination of wiring at Flow Splitter Box and MCC/Blower Building No. 2; working with technician doing start-up of blowers and odor Control system.

REMARKS, OVERALL PROGRESS, INSTRUCTIONS TO CONTRACTOR, ETC.

(Use back of sheet for sketches, additional remarks, etc.)

Note 1: The Jacobs Group service technician conducting start-up of Blowers at MCC/Blower Building No. 2 and Odor Control System.

Note 2: A Pre-construction Meeting was held today for Landfill Leachate Collection System and Force Main Modification. Meeting was conducted by PBS&J and Manatee County.

Note 3: Elevation check was made to see if 20-inch pipe to center sump of Equalization Tank has lifted and contractor also removed concrete encasement to inspect underside to see if there was a void. The elevation check revealed that pipe at sump has lifted 1'-3" (+/-) and that there is a void under pipe encasement.

Visitor: Ms Phyllis James, Florida Department of Environmental Protection.

Visitor: Dan Gary, Manatee County.

NOTE: This form is not to be used for cost records

CC: Manatee County


Signature: Joe Resendes
Title: Project Inspector

REC'D DEC 20 2001



December 18, 2001

Attention: Mr. John Abner

Reference: Monitoring Well Installation and Completion Report
Monitor Well Abandonment/Refurbish
SWFWMD Permit No.: 01-694/662004.01
Lena Road Landfill
Manatee, County
PSI Project No.: 778 - 12026.026

P23A

Dear Mr. Abner:

As you requested, PSI has completed the installation of the shallow monitoring well for the above referenced project.

Enclosed in Attachment A, you will find our monitoring well completion reports for the above referenced wells for your files.

In addition, as part of the conditions by the Water Management District for the above permit application, we are required as your agent, to notify you, the owner or owners representative of the property, that you are responsible under Chapter 373, Florida Statutes, to maintain or properly abandon these wells should they become inactive or pose a threat to the water resource; and consents to personnel of the Water Management District or a representative access to the well sites.

If for any reason should these wells become inactive or pose a threat to the water resource, please contact us immediately so that we may abandon them in accordance with the aforementioned regulations.

Please review the attached completion reports and permit application and contact us should you have any questions or require any additional information.


PSI would like to express our appreciation in selecting our firm to provide these geotechnical and environmental drilling services. We look forward in working with you again in the future.

Sincerely,
PROFESSIONAL SERVICE INDUSTRIES, INC.

Willie F. Buckley
Department Manager
Geotechnical/Environmental Drilling Services

Attachments: Attachment A - Monitoring Well Completion Report
Attachment B - Copy of the State of Florida Permit Application to Construct,
Repair, Modify, or Abandon a Well and attachments

cc: File

*Information To Build On*

REC'D DEC 20 2001

WELL COMPLETION REPORT (Please complete in black ink or type.)

PERMIT # 660004.01 DUP # DID #

If permit is for multiple wells, indicate the number of wells drilled
Indicate remaining wells to be cancelled

WATER WELL CONTRACTOR'S

SIGNATURE [Signature] License # 9226

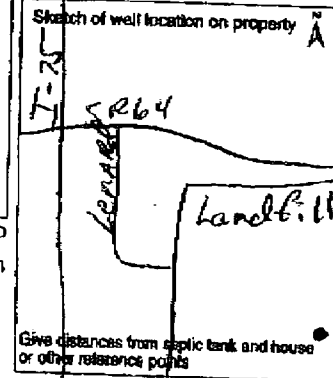
I certify that the information provided in this report is accurate and true.

Grout	No. of Bags	From (Ft.)	To (Ft.)
Neat Cement:	<u>4</u>	<u>12'</u>	<u>0'</u>
Bentonite:	<u>1.5</u>	<u>12'</u>	<u>10'</u>

WELL LOCATION: County Manatee
NE 1/4 of NW 1/4 of Section 1 Twp: 35S Rge: 18E

DATE STAMP

Official Use Only



CHEMICAL ANALYSIS WHEN REQUIRED

Iron: ppm Sulfate: ppm

Chlorides: ppm

[] Lab Test [] Field Test Kit

Pump Type

[] Centrifugal [] Jet [] Submersible [] Turbine

Horsepower Capacity G.P.M.

Pump Depth Ft. Intake Depth Ft.

Form 41, TO-410(2) Rev. 6/95

OWNER'S NAME Manatee County Gov.

COMPLETION DATE 12/7/01 Florida Unique I.D.

WELL USE: DEP/ Public Irrigation Domestic

Monitor HRS Limited 62-524 Other

DRILL METHOD [] Rotary [] Cable Tool [] Combination

[] Jet [] Auger Other

Measured Static Water Level <u> </u>		Measured Pumping Water Level <u> </u>	
After <u> </u> Hours at <u> </u> G.P.M. Measuring Pt. (Describe): <u> </u>			
Which is <u> </u> Ft. [] Above [] Below Land Surface			
Casing: [] Black Steel [] Galv. [] PVC Other <u> </u>			
[] Open Hole	Depth (Ft.)	DRILL CUTTINGS LOG Examine cuttings every 20 ft. or at formation changes. Note cavities, depth to producing zones.	
[] Screen		Color Grain Size Type of Material	
Casing Diameter & Depth (Ft.)	From To		
Diameter <u>2"</u>	<u>0</u> <u>2'</u>	<u>Red fm soil</u>	
From <u>14'</u>	<u>2'</u> <u>6'</u>	<u>Gray fm soil</u>	
To <u>13'</u>	<u>6'</u> <u>14'</u>	<u>Red med soil</u>	
Screen	<u>14'</u> <u>24'</u>	<u>Grn silty clay</u>	
Diameter <u>2"</u>			
From <u>24'</u>			
To <u>14'</u>			
Liner [] or Casing []			
Diameter <u> </u>			
From <u> </u>			
To <u> </u>			

Driller's Name: [Signature]
(print or type)

P23A

FLORIDA DEPARTMENT OF ENVIRONMENTAL PROTECTION
SOUTHWEST DISTRICT
TAMPA
JAN 30 2002

REC'D DEC 20 2001



STATE OF FLORIDA PERMIT APPLICATION TO CONSTRUCT, REPAIR, MODIFY, OR ABANDON A WELL

- ☒ Southwest
☐ Northwest
☐ St. Johns River
☐ South Florida
☐ Suwannee River

THIS FORM MUST BE FILLED OUT COMPLETELY.

The water well contractor is responsible for completing this form and forwarding the permit to the appropriate delegated county where applicable.

CHECK BOX FOR APPROPRIATE DISTRICT. ADDRESS ON BACK OF PERMIT FORM.

Permit No. 01-694/66200401
 Florida Unique I.D. _____
 Permit Stipulations Required (See attached)
39.23
 62-624 Well ☐
 CUP/WUP Application No. _____

ABOVE THIS LINE FOR OFFICIAL USE ONLY

1. MANATEE COUNTY GOV. 3331 Leeward Boulevard Bradenton 34202 747-0457
 Owner, Legal Name of Entity If Corporation Address City Zip Telephone Number

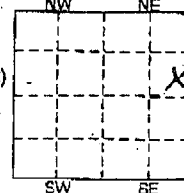
2. 3331 Leeward Boulevard, Bradenton, FL
 Well Location — Address, Road Name or Number, City

3. Michael A. Grillo 9226 (931) 866-1075 ext 146
 Well Drilling Contractor License No. Telephone No.

4. NE 1/4 of SW 1/4 of Section 1
 (smallest) (biggest) (Indicate Well on Chart)

5. Township 35S Range 1PE

6. Manatee _____
 County Subdivision Name Lot Block Unit



7. Number of proposed wells 1 Check the use of well: (See back of permit for additional choices) Domestic (Monitor type) Water Quality
 (See Back) Irrigation (type) _____ Public Water Supply (type) _____ List Other _____
 Distance from septic system _____ ft. Description of facility _____ Estimated start of construction date 12/5/01

8. Application for: ☒ New Construction ☐ Repair/Modify ☐ Abandonment (Reason for Abandonment) _____
 9. Estimated: Well Depth 15' Casing Depth 5' Screen Interval from 5' to 15'
 Casing Material: Blk-Steel / Gal PVC Casing Diameter 2" Seal Material neat floor

10. If applicable: Proposed Grouting Interval From _____ to _____ Seal Material _____
 From _____ to _____ Seal Material _____
 From _____ to _____ Seal Material _____

11. Telescope Casing _____ or Liner _____ (check one) Diameter _____
 Blk-Steel / Galvanized / PVC Other (specify): _____

12. Method of Construction: _____ Rotary _____ Cable Tool _____ Combination _____
 _____ Auger ☒ Other (specify): HSA

13. Indicate total No. of wells on site 14 List number of unused wells on site _____

14. Is this well or any other well or water withdrawal on the owner's contiguous property covered under a Consumptive/Water Use Permit (CUP/WUP) or CUP/WUP Application? ☐ No ☐ Yes
 (If yes, complete the following) CUP/WUP No. _____

District well I.D. No. _____

Latitude _____ Longitude _____

Data obtained from GPS _____ or map _____ or survey _____ (map datum NAD 27 _____ NAD 83 _____)

15. I hereby certify that I will comply with the applicable rules of Title 40, Florida Administrative Code, and that a water use permit or artificial recharge permit, if needed, has been or will be obtained prior to commencement of well construction. I further certify that all information provided on this application is accurate and that I will obtain necessary approval from other federal, state, or local governments, if applicable. I agree to provide a well completion report to the District within 30 days after drilling or the permit expiration, whichever occurs first.

I certify that I am the owner of the property, that the information provided is accurate, and that I am aware of my responsibilities under Chapter 375, Florida Statutes, to maintain or properly abandon this well; or, I certify that I am the agent for the owner, that the information provided is accurate, and that I have informed the owner of his responsibilities as stated above. Owner consents to personnel of the WMD or a representative access to the well site.

Michael A. Grillo 9226 151 747-0457 12/5/01
 Signature of Contractor License No. Owners or Agent's Signature Date

DO NOT WRITE BELOW THIS LINE — FOR OFFICIAL USE ONLY

Approval Granted By [Signature] Issue Date: 12-4-2001 Hydrologist Approval: [Signature]

Owner Number: 117758 Fee Received: \$ 50.00 Receipt No.: 6193 Check No.: 1394

THIS PERMIT NOT VALID UNTIL PROPERLY SIGNED BY AN AUTHORIZED OFFICER OR REPRESENTATIVE OF THE WMD. IT SHALL BE AVAILABLE AT THE WELL SITE DURING ALL DRILLING OPERATIONS. This permit is valid for 90 days from date of issue.

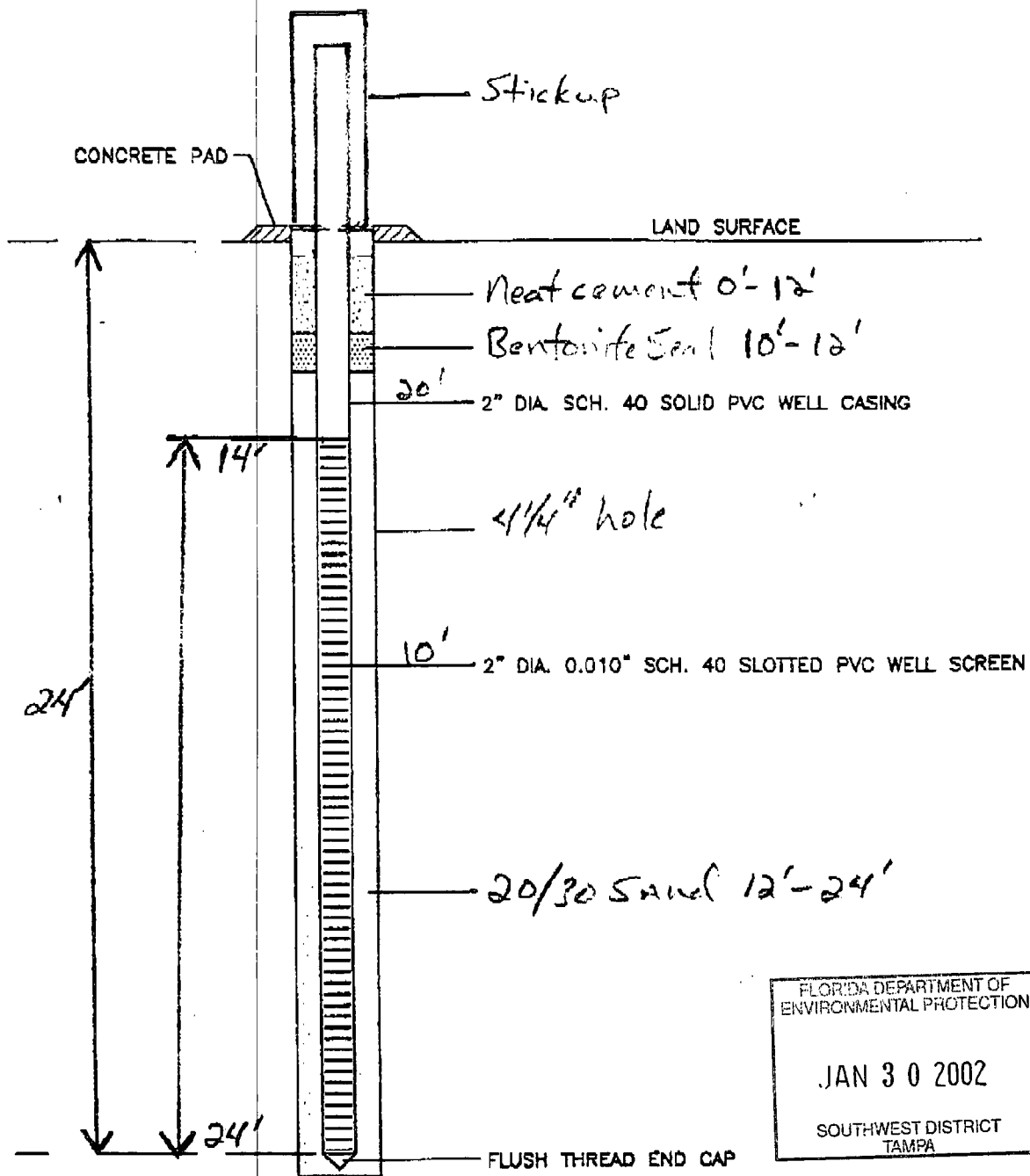
FLORIDA DEPARTMENT OF ENVIRONMENTAL PROTECTION

JAN 30 2002

SOUTHWEST DISTRICT TAMPA

P23A

P2 3A



FLORIDA DEPARTMENT OF
ENVIRONMENTAL PROTECTION

JAN 30 2002

SOUTHWEST DISTRICT
TAMPA

MONITORING WELL DETAIL

TALISMAN SUGAR CORPORATION
TALISMAN FARM, T-18 (PUMP STATION)
PALM BEACH COUNTY, FLORIDA

Information
To Build On
Engineering • Consulting • Testing

DRAWN: SEJ,II	SCALE: NTS	PROJ. NO: 389-96001
CHKD:	DATE: 7/99	FIGURE: 3

FLDNAME=INV00JUG

Exhibit C
Manatee County, Lena Road Landfill
Groundwater Gradient
October 1998

Piezometer	Riser Elevation	Groundwater Elevation	Monitoring Well	Riser Elevation	Groundwater Elevation
STAGE I					
PZ-1 ^{DELETE}	42.53	28.97	MW-5	39.96	30.98
PZ-2	42.53	29.98	MW-2	37.87	31.26
PZ-3 ^{NEW WELL PZ3A →}	44.93	28.46	MW-1	38.71	35.68
PZ-4A	47.73	29.82	CW-4	37.54	34.79
PZ-5	43.96	30.01	CW-5A	41.23	37.44
PZ-6	45.04	31.25	SG-1		
PZ-7	47.97	30.46	MW-6	39.29	33.36
PZ-19	45.86	30.51	PZ-11	37.94	32.23
STAGE II					
PZ-8	37.63	32.13	LRII-5	36.74	31.02
PZ-9	36.56	32.32	LRII-4	33.86	29.19
PZ-10	37.05	32.20	LRII-2	36.53	31.60
PZ-11	37.94	32.23	LRII-1	37.97	32.55
STAGE III					
PZ-12	38.39	29.37	GC-2	38.19	32.37
PZ-13	35.09	27.86	GC-3	35.02	29.74
PZ-14A	34.60	27.18	GC-4	33.91	27.34
PZ-15C	40.47	26.66	PZ-15A	39.77	26.64
PZ-16B	40.24	-	PZ-16A	39.07	26.76
PZ-17	40.82	28.75	SG-2		
PZ-18	40.15	33.62	SG-3		

Notes:

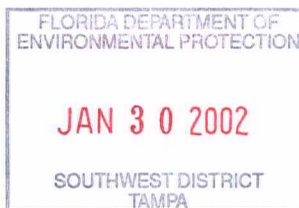
The table is arranged so any piezometer can be compared to its corresponding monitoring point. For example, PZ-1 is located on the opposite side of the slurry wall from MW-5. Thus data from PZ-1 are compared to data from MW-5.

Depth to groundwater data were collected on October 28, 1998



Table 2
Lena Road Landfill, Manatee County
Piezometer and Corresponding Monitoring Well

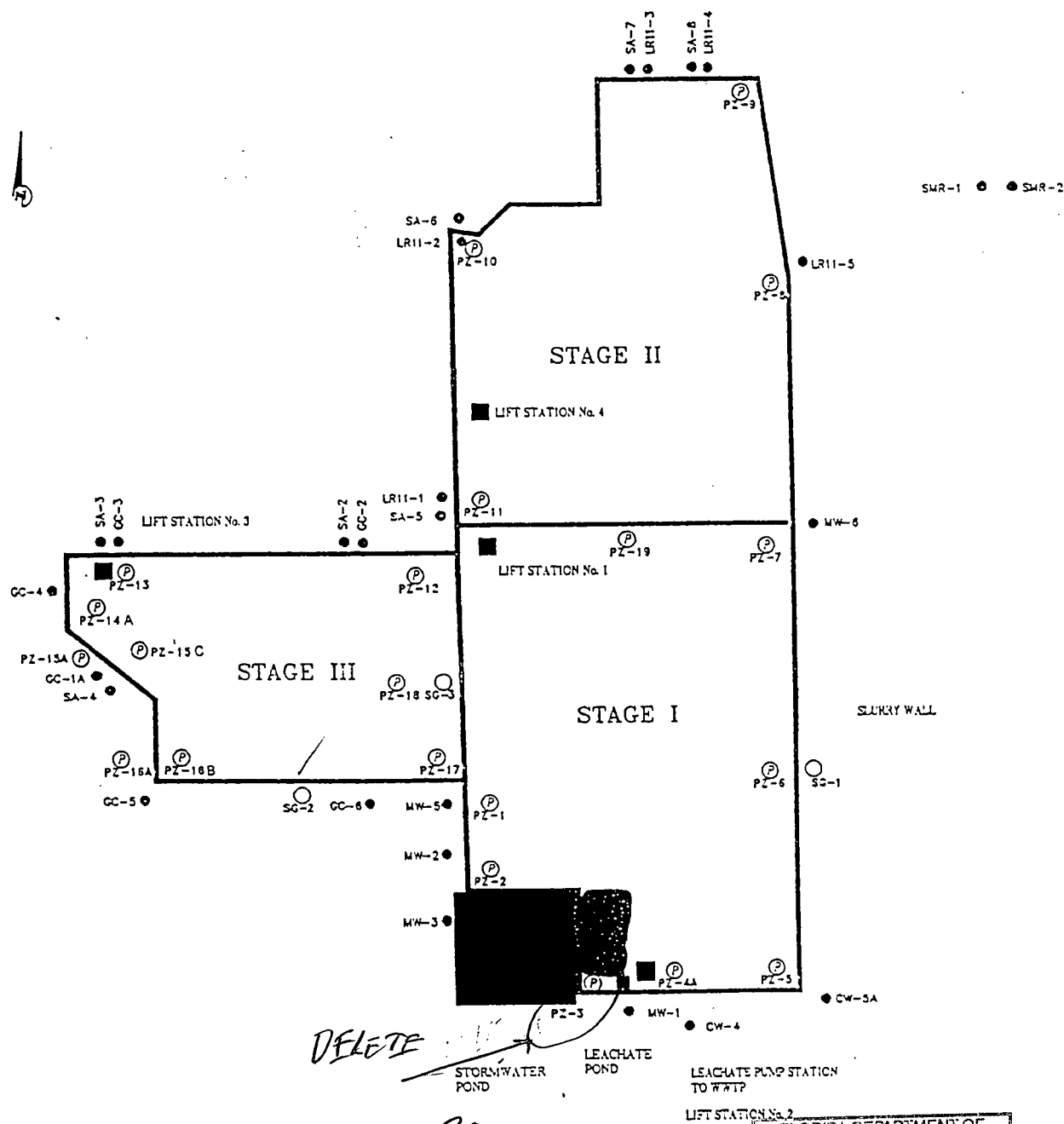
<u>Piezometer</u>	<u>Monitoring Well</u>
NEW WELL PZ-3A → PZ-3	MW-5
PZ-1	MW-2
PZ-2	MW-1
DELETED PZ-3	CW-4
PZ-4A	CW-5A
PZ-5	SG-1
PZ-6	MW-6
PZ-7	LRII-5
PZ-8	LRII-4
PZ-9	LRII-2
PZ-10	LRII-1
PZ-11	GC-2
PZ-12	GC-3
PZ-13	GC-4
PZ-14A	PZ-15A
PZ-15C	PZ-16A
PZ-16B	SG-2
PZ-17	SG-3
PZ-18	PZ-11
PZ-19	



FORMWATER LEACHATE MANAGEMENT PLAN

LENA ROAD LANDFILL

MANATEE COUNTY



SHOW AS PZ-3A

FLORIDA DEPARTMENT OF
ENVIRONMENTAL PROTECTION
JAN 30 2002
SOUTHWEST DISTRICT
TAMPA

OPERATIONS PERMIT APPLICATION: AUGUST, 1998

FIGURE 2



MANATEE COUNTY
PUBLIC WORKS
DEPARTMENT



MCKIM & CREED

PROJECT : SERWTP Expansion, Manatee County

PROJECT No. : 01024-0008

PIPE TESTING

Test Date: November 19, 2001

Pipe Size (Inches): 8 and 12 Material: PVC

Pipe Identification: Leachate (LC)

Location of Pipe: Landfill Piping and plant yard piping (8-inch, 235' F)(450-inch 450 LF)

From: Above ground metering facility (sta. 300+00) To: Connection to existing 8-inch LC at Sta. 302+35, Equalization Tank and connection at existing sanitary forcemain on north side of Headworks structure.

Valves, Equipment in Line: Meter, gate valve and plug valve

Type Of Test: Hydrostatic Test

Specification for Reference Test: Section 02630-6, 3.8 Testing and Leakage

P.S.I., Test Pressure: 150 PSI for 2 hours

Test Remarks: Test started at 3:20PM and completed at 5:20PM, Test pressure start at 150 PSI with no noticeable drop in pressure at end of two hours.

Allowable leakage: .66 gph per 1000 ft of pipe for 1 hour for 8-inch and .99 gph per 1000 ft of pipe for 1 hour for 12-inch, totals allowable leakage for two hours@ 8-inch, 235 LF and 12-inch, 450 LF = 1.30 gallons

Pass: Approved Fail: _____

Contractors Representative: John Abner

McKim & Creed Representative: Joe Resendes

Miscellaneous Comments: _____

FLORIDA DEPARTMENT OF
ENVIRONMENTAL PROTECTION

JAN 30 2002

SOUTHWEST DISTRICT
TAMPA



McKIM & CREED

PROJECT : SERWTP Expansion, Manatee County

PROJECT No. : 01024-0008

PIPE TESTING

Test Date: November 19, 2001

Pipe Size (Inches): 8 Material: PVC

Pipe Identification: Leachate (LC)

Location of Pipe: Landfill Piping 350 LF

From: Above ground metering facility (sta. 300+00) To: Connection to existing 8-inch LC at Sta. 600+50

Valves, Equipment in Line: None

Type Of Test: Hydrostatic Test

Specification for Reference Test: Section 02630-6, 3.8 Testing and Leakage

P.S.I. Test Pressure: 150 PSI for 2 hours

Test Remarks: Test started at 11:25 AM and completed at 1:25 PM, Test pressure start at 150 PSI with no noticeable drop in pressure at end of two hours.

Allowable leakage: .66 gph per 1000 ft of pipe for 1 hour, totals allowable leakage for two hours@ 350 LF = 0.46gallons

Pass: Approved Fail: _____

Contractors Representative: John Abner

McKim & Creed Representative: Joe Resendes

Miscellaneous Comments: _____



McKIM & CREED

PROJECT : SERWTP Expansion, Manatee County

PROJECT No. : 01024-0008

PIPE TESTING

Test Date: November 19, 2001

Pipe Size (Inches): 6 Material: PVC

Pipe Identification: Leachate (LC)

Location of Pipe: Landfill Piping 340 LF

From: Above ground metering facility (sta. 300+00) To: Connection to existing 6-inch LC at Sta. 600+40

Valves, Equipment in Line: None

Type Of Test: Hydrostatic Test

Specification for Reference Test: Section 02630-6, 3.8 Testing and Leakage

P.S.I. Test Pressure: 150 PSI for 2 hours

Test Remarks: Test started at 11:25 AM and completed at 1:25 PM, Test pressure start at 150 PSI with no noticeable drop in pressure at end of two hours.

Allowable leakage: .50 gph per 1000 ft of pipe for 1 hour, totals allowable leakage for two hours@ 340 LF = 0.34gallons

Pass: Approved Fail: _____

Contractors Representative: John Abner

McKim & Creed Representative: Joe Resendes

Miscellaneous Comments: _____



PROJECT : SERWTP Expansion, Manatee County

PROJECT No. : 01024-0008

PIPE TESTING

Test Date: November 19, 2001

Pipe Size (Inches): 6 Material: PVC

Pipe Identification: Leachatre

Location of Pipe: Landfill Piping 2,560 LF

From: Above ground metering facility (sta. 1+00) To: Existing South Leachate P.S.
(sta. 25+60)

Valves, Equipment in Line: None

Type Of Test: Hydrostatic Test

Specification for Reference Test: Section 02630-6, 3.8 Testing and Leakage

P.S.I. Test Pressure: 150 PSI for 2 hours

Test Remarks: Test started at 8:25 AM and completed at 10:25 AM, Test pressure start was 150 PSI with no noticeable drop in pressure at end of two hours.

Allowable leakage: .50 gph per 1000 ft of pipe for 1 hour, totals allowable leakage for two hours@ 2,560 LF = 2.56 gallons

Pass: Approved Fail: _____

Contractors Representative: John Abner

McKim & Creed Representative: Joe Resendes

Miscellaneous Comments: _____

**NATIONAL PIPE & PLASTICS, INC.***American-made products since 1970*

Corporate Offices

New York Plant

3421 Old Vestal Road, Vestal, NY 13850

800.836.4350 607.729.9381 Fax: 607.729.6130

www.nationalpipe.com

December 18, 2001

CERTIFICATION OF CONFORMANCE

THIS CERTIFIES THAT THE FOLLOWING MATERIAL(S):

4" - 12" DR 18 PVC C-900 WATER PIPE CLASS 150 KJ 20

4" - 12 SDR 26 PVC HEAVY WALL

AS MANUFACTURED BY NATIONAL PIPE & PLASTICS, INC. AND SUPPLIED TO:

U.S. FILTER
6761 26th COURT EAST
SARASOTA, FLWESTRA CONSTRUCTION
LENA ROAD

MEET THE REQUIREMENTS OF THE FOLLOWING SPECIFICATION(S):

AWWA C-900, NSF STD 61, ASTM D-1784, D-3139, F-477, F/M
ASTM D-3034, ASTM D-3212, ASTM F-477, ASTM D-1784

National Pipe & Plastics, Inc.

By: 

QUALITY CONTROL DEPARTMENT

North Carolina Plant
9609 West Market Street, Colfax, NC 27235
800.866.0149 336.996.2711 Fax: 336.996.1755Georgia Plant
200 Mississippi Avenue, Thomasville, GA 31792
800.801.2237 229.228.7100 Fax: 229.228.9331

**GEOTEXTILE DIVISION**

2550 WEST FIFTH NORTH STREET

SUMMERVILLE

SOUTH CAROLINA 29483-9669

800/543-9966

843/875-8277

FAX: 843/875-8278

www.linqind.com

August 11, 2000

Greg Dennis
Westra Construction
941-729-8365

This letter is to certify that Style GTF 250, a woven polypropylene fabric supplied by LINQ Industrial Fabrics, Inc., meets the fabric properties listed below:

PROPERTY	TEST PROCEDURE	METRIC		ENGLISH	
		MARV		MARV	
Grab Tensile Strength	ASTM D-4632	1110	N	250	lbs
Grab Elongation	ASTM D-4632	12	%	12	%
Trapezoid Tear	ASTM D-4533	400	N	90	lbs
Puncture	ASTM D-4833	445	N	100	lbs
Mullen Burst	ASTM D-3786	2756	kPa	400	psi
Permittivity	ASTM D-4491	.05	sec ⁻¹	.05	sec ⁻¹
Permeability	ASTM D-4491	.005	cm/sec	.005	cm/sec
A.O.S.	ASTM D-4751	.595	mm	30	U.S. Sieve
UV Resistance (500 hrs)	ASTM D-4355	90	%	90	%

* MARV: Minimum Average Roll Value

Sincerely,

David M. Rhodes
Quality Assurance Supervisor