CITRUS COUNTY CENTRAL LANDFILL
COMPLIANCE MONITORING REPORT
FIRST SEMIANNUAL 2016

FDEP Permit No. 21375-018-SO/01
WACS Facility ID: 39859
FDEP Due Date: June 13, 2016

Prepared by:

JONES EDMUNDS & ASSOCIATES, INC.
730 NE Waldo Road
Gainesville, Florida 32641

Professional Engineering Certificate of Authorization #1841
Professional Geology Certificate of Authorization #133

June 2016

TROY DAVID HAYS
LICENSE
No. 2679
STATE OF
FLORIDA
PROFESSIONAL GEOLOGIST

6/8/16

Troy D. Hays, PG
Florida License # 2679

June 8, 2016

Mr. John Morris, PG
Florida Department of Environmental Protection – Southwest District
13051 North Telecom Parkway
Temple Terrace, FL 33637-0926

RE: Citrus County Central Landfill
Compliance Monitoring Report – First Semiannual 2016
Permit No. 21375-018-SO/01; Permit Modification No. 21375-024-SO/MM
WACS Facility ID: 39859
Jones Edmunds Project No.: 03860-053-01

Dear Mr. Morris,

This report presents data from the First Semiannual 2016 sampling event performed on March 22, 23, and 24, 2016 at the Citrus County Central Landfill. Groundwater elevations used in preparing contour maps (Attachment 1) for this event were recorded on March 21, 2016.

Permit Requirements

This sampling event was conducted under the regulatory authority of Permit Number 21375-018-SO/01 (issued October 20, 2010 and modified December 13, 2013). It should be noted that Permit Number 21375-018-SO/01 expired December 20, 2015. A permit renewal application has been submitted by the County, but a new permit had not been issued by FDEP at the time of this sampling event. All field sampling activities and laboratory analyses were performed by TestAmerica, Inc. (State of Florida Department of Health Certifications E84282 and E87052). Data compilation and report preparation were performed by Jones Edmunds & Associates, Inc. of Gainesville, Florida.

All active background and compliance wells were sampled and analyzed for the parameters listed in Permit Specific Condition E.4.b. Intermediate well MW-6 was sampled and analyzed for the parameters listed in Permit Specific Condition E.4.c and assessments wells MW-18 and MW-19 were sampled and analyzed for the parameters listed in Permit Specific Condition E.4.d.

Due to historically high Turbidity issues, compliance MW-10 and MW-21 were both sampled and analyzed for Dissolved Metals in addition to Total Metals.

Leachate Monitoring

Permit Specific Condition E.9 requires semiannual sampling of treated leachate from the on-site leachate treatment chlorine contact tank. However, the County began discharging leachate to the County owned wastewater system in May 2015 and on-site leachate treatment has been discontinued. As a result, no leachate sample was collected.

Groundwater Monitoring

Groundwater results were reported at or outside groundwater standards in the background and compliance wells for pH, Iron, Dissolved Iron, and Benzene. Benzene, Dichloromethane, and Vinyl Chloride were reported above groundwater standards in assessment well MW-19. Intermediate well MW-6 reported Iron, Bromodichloromethane, and Dibromochloromethane above respective groundwater standards and Sodium was reported at the standard. Attachment 2 presents a summary table of these parameters. Concentrations reported during this event were consistent with recent historical values with the following exceptions:

- Higher than normal Iron in MW-6, MW-17, MW-20, and MW-21.
- Slightly elevated levels of Sodium in MW-6.
- Higher than normal Benzene in MW-19.

Trend analyses are provided in Attachment 8 for the parameters that are consistently detected above the laboratory detection limit. A discussion of the parameter trends of Iron and VOCs at the site are included below:

Iron

Iron concentrations have been increasing in wells MW-7, MW-10, MW-13 and MW-15. Wells MW-17, MW-20, and MW-21 all show sharp increases during this sampling event. Iron is consistently detected above the groundwater standard in background well MW-7.

Volatile Organic Compounds in MW-10 and MW-19

VOCs, specifically Benzene, have been observed in MW-10 since the installation of the new monitoring network back in 2006. The VOC exceedances in MW-10 have been shown to be originating from landfill gas in contact with the groundwater and to delineate the exceedances, MW-18 was installed downgradient of MW-10 and MW-19 was screened deeper in the aquifer.

Additionally, a solar powered landfill gas extraction system was installed in the area of these wells to remove the landfill gas causing the groundwater contamination. The chart below shows the VOC trends in MW-10 since it was installed back in 2006.

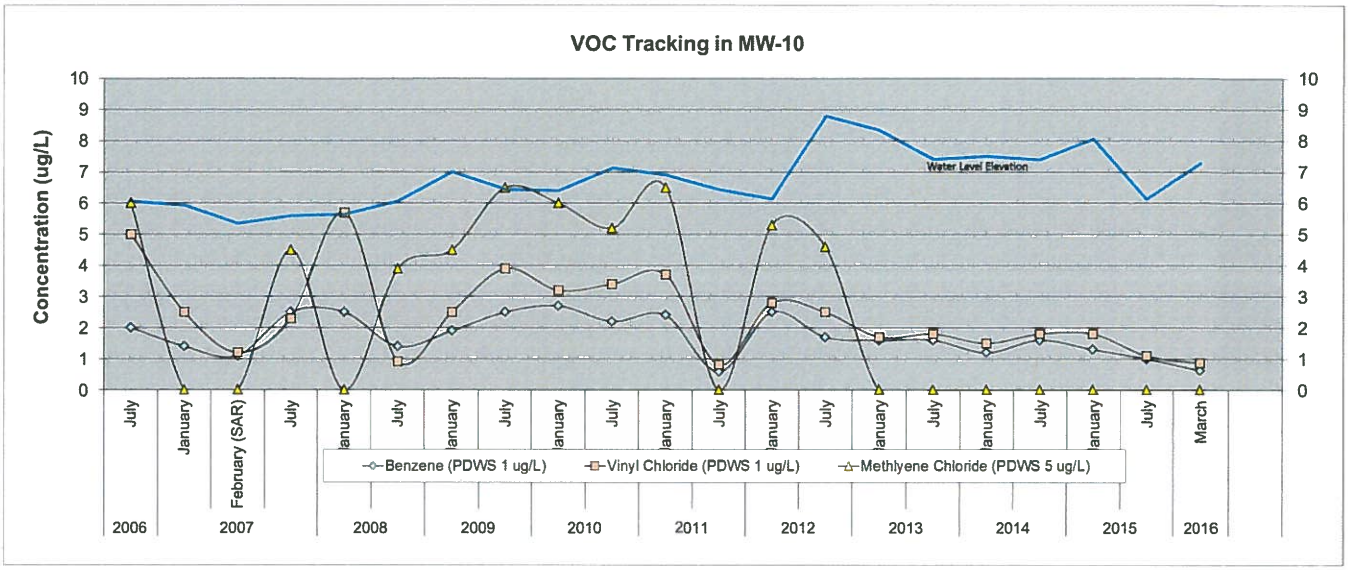

Since the solar powered landfill gas extraction system installation and optimization in March 2011, the concentrations of the parameters of concern (Benzene, Vinyl Chloride, and Methylene Chloride) have slowly decreased in MW-10. Concentrations of the parameters of concern have not been detected in downgradient assessment well MW-18; however, recently, Methylene Chloride has been detected in the vertical extent assessment well MW-19. The chart below shows the trends of the parameters of concern in MW-19 since the well was installed.

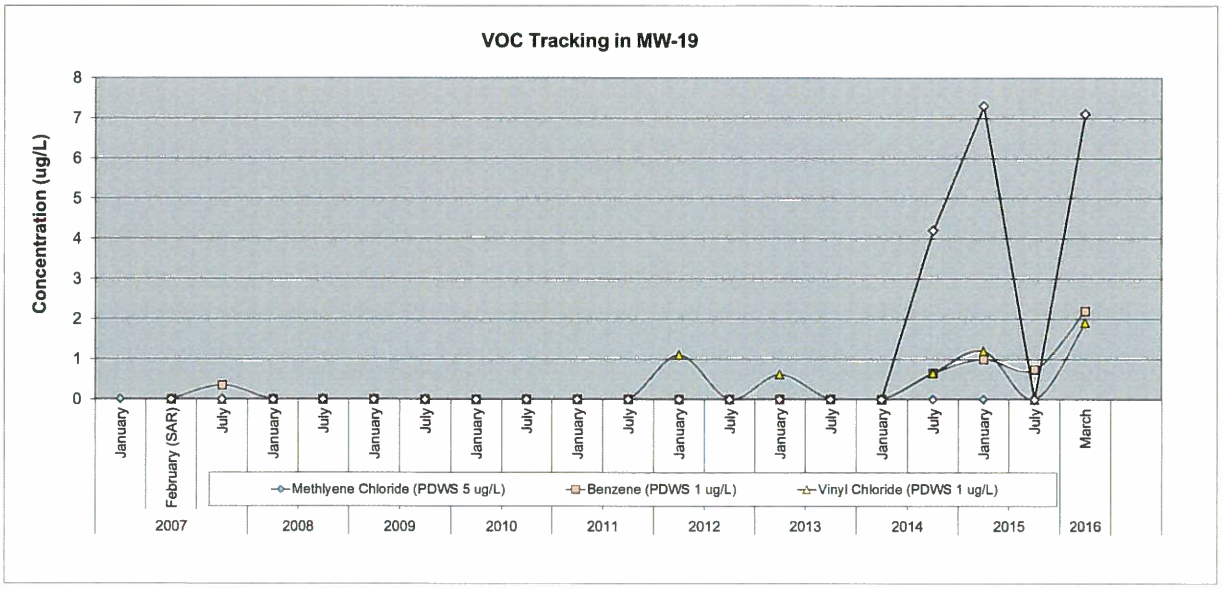

There have been low level hits of both Benzene and Vinyl Chloride in MW-19 in the past; however, just recently has the well had detections of all 3 parameters at elevated concentrations. Of the parameters of concern, Methylene Chloride is the most soluble in water; therefore it will dissolve into water at the highest concentrations. Methylene Chloride also has the highest Vapor Pressure; therefore, Methylene Chloride will volatilize out of water first due to changes in pressure. Reviewing the first chart, which shows the VOC tracking in MW-10, Methylene Chloride had the greatest concentration and was the first to fall out after implementation of the gas extraction remediation. Since Methylene Chloride has not shown back up in MW-10 it indicates that the gas extraction system is still effecting the VOC concentrations in the groundwater.

The VOC Tracking in MW-19 chart shows a spike in Methylene Chloride associated with smaller spikes of both Benzene and Vinyl Chloride. All of the parameters in MW-19 have decreased during the July 2015 sampling event; however, they spiked back up during the March 2016 sampling event. The pattern observed in MW-19 is indicative of a plume migrating through the aquifer; however, there was no Methylene Chloride observed in shallow well MW-10. This indicates that the VOCs dissolved into the groundwater in one of two methods.

1. Landfill gas built up inside MW-19 causing condensate to develop inside the well riser, and the condensate dripped down into the groundwater.
    a. Landfill gas was measured in MW-19 just after the well was sampled. Tubing was attached to the gas meter and lowered into the well 100 ft below land surface to measure the gas. The reported concentrations of gas in MW-19 were:
        i. Oxygen: 10.5 % Volume
        ii. Carbon Dioxide: 19.4 % Volume
        iii. Methane: 0% LEL

    This shows that landfill gas is migrating into the well riser. It is unknown if condensate is dripping into the well from the gas.

2. The concentrations indicate that a plume of VOCs dissolved into the aquifer and has migrated deeper than the effects of the remediation system and MW-10's screen interval.

    a. The low levels observed in the July 2015 sampling event indicated that, if this was the case, the plume had passed and continued exceedances were not expected to occur. However concentrations spiked again at higher concentrations during the March 2016 sampling event. Since MW-19 is screened deeper than MW-10 and there has been no associated hits of Methylene Chloride in MW-10, the landfill gas that caused this plume never made it to the landfill gas extraction system to be

removed and the landfill gas extraction system did not have sufficient vacuum to pull the VOCs from deeper in the aquifer.

In response to the increases of VOCs in MW-19, the County has shut down GEW-1 and GEW-5. This focuses the suction on the middle of the gas system where the exceedances are observed. This modification to the system was implemented in March and the effectiveness of this change to lower the concentrations of VOCs in MW-10 and MW-19 will be evaluated during the second semiannual 2016 sampling event.

Trend analysis will continue to be conducted during each sampling event on MW-19. If concentrations start to decrease then it can be assumed that this was a dissolved plume that migrated though the network and will dissipate after it is separated from the source. If the concentrations continue to rise, other options for remediation will be explored along with the integrity of MW-19 as this well is installed with a submerged screen and landfill gas should not be able to migrate into the riser.

Volatile Organic Compounds in MW-21

MW-21 has had exceedances of Benzene since it was installed back in 2011. Since that time the concertation of Benzene has decreased from around 2.7 to 1.3 µg/L. The concentrations have been steady around 1.3 to 1.5 µg/L since the second semiannual 2013 sampling event.

MW-21 is installed similar to MW-10 and is located on the north side of the closed class I landfill. The observed parameter concentrations are the same as those observed in MW-10 indicating that the same source, landfill gas, is causing the contamination in both wells. During the next groundwater monitoring event we will measure the levels of landfill gas in MW-21 to verify that it is the source.

Volatile Organic Compounds in MW-7

Starting with the first semiannual 2010 sampling event, Benzene in background well MW-7 has been steadily increasing. Benzene concentrations have exceeded the State Standard since 2014. The concentrations decreased slightly during this sampling event but still exceed the state standard.

Degradation of the groundwater quality in the vicinity of MW-7 is not attributed to a discharge of leachate from the nearby lined Phase I, Phase II, or Phase III landfill cells. Many of the typical indicator parameters for landfill leachate are not present in samples collected from well MW-7. Additionally, there does not appear to be an up gradient off-site source for the VOCs observed in MW-7.

The most likely source of the Benzene observed in the groundwater at MW-7 is attributed to the presence of landfill gas. Gas will migrate in the unsaturated pore space following the path of least resistance. The most likely source is that the liners of the newly installed landfill cells are preventing the dissipation of the landfill gas that emanates from the closed unlined landfill. The gas is migrating under the new landfill liner in contact with the groundwater causing changes in the local geochemistry and exchange of organic contaminants from the gas to the groundwater in the vicinity of well MW-7. The observed increasing parameters in MW-7 are similar to those observed in wells MW-10 and MW-19. As discussed above, the contamination in these wells has been shown to be from landfill gas not from leachate.

MW-7 was tested to see if landfill gas was present in the well. Similarly to how we tested MW-19, Jones Edmunds lowered tubing 100 ft bls into MW-7 and collected the landfill gas data. The reported concentrations of gas in MW-7 were:

- Oxygen: 4.8 % Volume
- Carbon Dioxide: 33.6 % Volume
- Methane: 32.0% Volume

Landfill gas is collecting in the riser of MW-7 and the observed Benzene exceedances are most likely from migrating landfill gas.

Hydraulically, MW-7 is on the up gradient boundary of the landfill and is appropriately positioned for a background well. The parameters observed in this well are expected to be from migrating landfill gas and not from off-site contamination or a leachate release.

Analysis of MW-6

Intermediate well MW-6 was installed to monitor the groundwater near the leachate ponds which percolated treated leachate. The County has stopped using the leachate treatment system and the percolation ponds. MW-6 was recommended for removal from the groundwater monitoring network in the permit renewal.

Conclusions and Recommendations

Semiannual groundwater monitoring will continue as outlined in the current permit. Recommended modifications to the groundwater monitoring network were included in the permit renewal application.

If you have any questions or comments regarding this report, please contact me at (352) 377-5821 or thays@jonesedmunds.com.

Sincerely,

Troy D. Hays, PG
Assistant Operations Manager

M:\EnvDocs\Citrus County\2016\16S1\16S1_Citrus Central_Letter.doc

xc: Henry Norris, Citrus County
Brady Yunko, Citrus County
Cathy Winter, Citrus County

Attachment 1: Groundwater Elevation Data and Groundwater Contour Maps
Attachment 2: Analysis Results Compared to Groundwater Standards
Attachment 3: Groundwater Parameters at or Above the Laboratory Detection Limit
Attachment 4: Parameter Monitoring Report Forms
Attachment 5: Original Laboratory Data Including Chain-of-Custody Forms
Attachment 6: Field Data Sheets
Attachment 7: Historical Data Summary
Attachment 8: Long-Term Trend Graphs

Florida Department of Environmental Protection

Bob Martinez Center
2600 Blair Stone Road
Tallahassee, Florida 32399-2400

DEP Form #: 62-701.900(31), F.A.C
Form Title: Water Quality Monitoring Certification
Effective Date: January 6, 2010
Incorporated in Rule 62-701.510(9), F.A.C.

WATER QUALITY MONITORING CERTIFICATION

PART I GENERAL INFORMATION

(1) Facility Name Citrus County Central Landfill

Address 230 W Gulf to Lake Hwy

City Lecanto, FL Zip 34461 County Citrus

Telephone Number (352) 527-7679

(2) WACS Facility ID 39859

(3) DEP Permit Number 21375-018-SO/01

(4) Authorized Representative's Name Troy D. Hays, PG Title Assistant Operations Manager

Address 730 N.E. Waldo Road

City Gainesville, FL Zip 32641-5699 County Alachua

Telephone Number (352) 377-5821

Email address (if available) thays@jonesedmunds.com

CERTIFICATION

I certify under penalty of law that I have personally examined and am familiar with the information submitted in this document and all attachments and that, based on my inquiry of those individuals immediately responsible for obtaining the information, I believe that the information is true, accurate, and complete. I am aware that there are significant penalties for submission of false information including the possibility of fine and imprisonment.

6/8/16 (Date)

(Owner or Authorized Representative's Signature)

PART II QUALITY ASSURANCE REQUIREMENTS

Sampling Organization Jones Edmunds and Associates, Inc.

Analytical Lab NELAC / HRS Certification # E83182

Lab Name TestAmerica Laboratories, Inc

Address 6712 Benjamin Road, Suite 100, Tampa, FL 33634

Phone Number (813) 885-7427 (Jess Hornsby, Project Manager)

Email address (if available) jess.hornsby@testamericainc.com

ATTACHMENT 1

GROUNDWATER ELEVATION DATA AND GROUNDWATER CONTOUR MAP

GROUNDWATER ELEVATION DATA
CITRUS COUNTY CENTRAL LANDFILL
FIRST SEMIANNUAL 2016

WELL NAME	TOP OF CASING	CONTOUR MAP		TIME OF SAMPLING	
		DEPTH TO WATER	GROUNDWATER ELEVATION	DEPTH TO WATER	GROUNDWATER ELEVATION
	(NGVD,FT)	(FT)	(NGVD,FT)	(FT)	(NGVD,FT)
MW-1R	118.07	112.13	5.94	NS	NS
MW-2	136.05	127.32	8.73	NS	NS
MW-3	120.31	112.33	7.98	112.33	7.98
MW-5	120.98	113.36	7.62	NS	NS
MW-6	118.27	110.38	7.89	110.57	7.70
MW-7	128.47	120.61	7.86	120.65	7.82
MW-8R	117.96	112.07	5.89	NS	NS
MW-9	113.39	107.55	5.84	NS	NS
MW-10	113.37	106.09	7.28	106.12	7.25
MW-11	104.69	98.97	5.72	99.05	5.64
MW-12	103.36	97.57	5.79	97.72	5.64
MW-13	111.92	105.66	6.26	105.67	6.25
MW-14	108.50	102.69	5.81	102.76	5.74
MW-15	123.58	116.98	6.60	117.00	6.58
MW-16	119.64	113.61	6.03	NS	NS
MW-17	110.85	104.92	5.93	104.98	5.87
MW-18	115.82	108.32	7.50	108.35	7.47
MW-19	113.50	106.23	7.27	106.21	7.29
MW-20	119.76	112.42	7.34	112.45	7.31
MW-21	115.63	108.44	7.19	108.49	7.14
MW-AA	105.85	100.07	5.78	NS	NS
MW-B	113.30	107.18	6.12	NS	NS
MW-E	109.36	103.58	5.78	NS	NS
PZ-1	110.97	105.21	5.76	NS	NS
PZ-2	116.82	111.18	5.64	NS	NS

NGVD - National Geodetic Vertical Datum
NAVD - North American Vertical Datum
NS - Not Sampled
NM - Not Measured or Dry; refer to letter for details
NA - Not Available

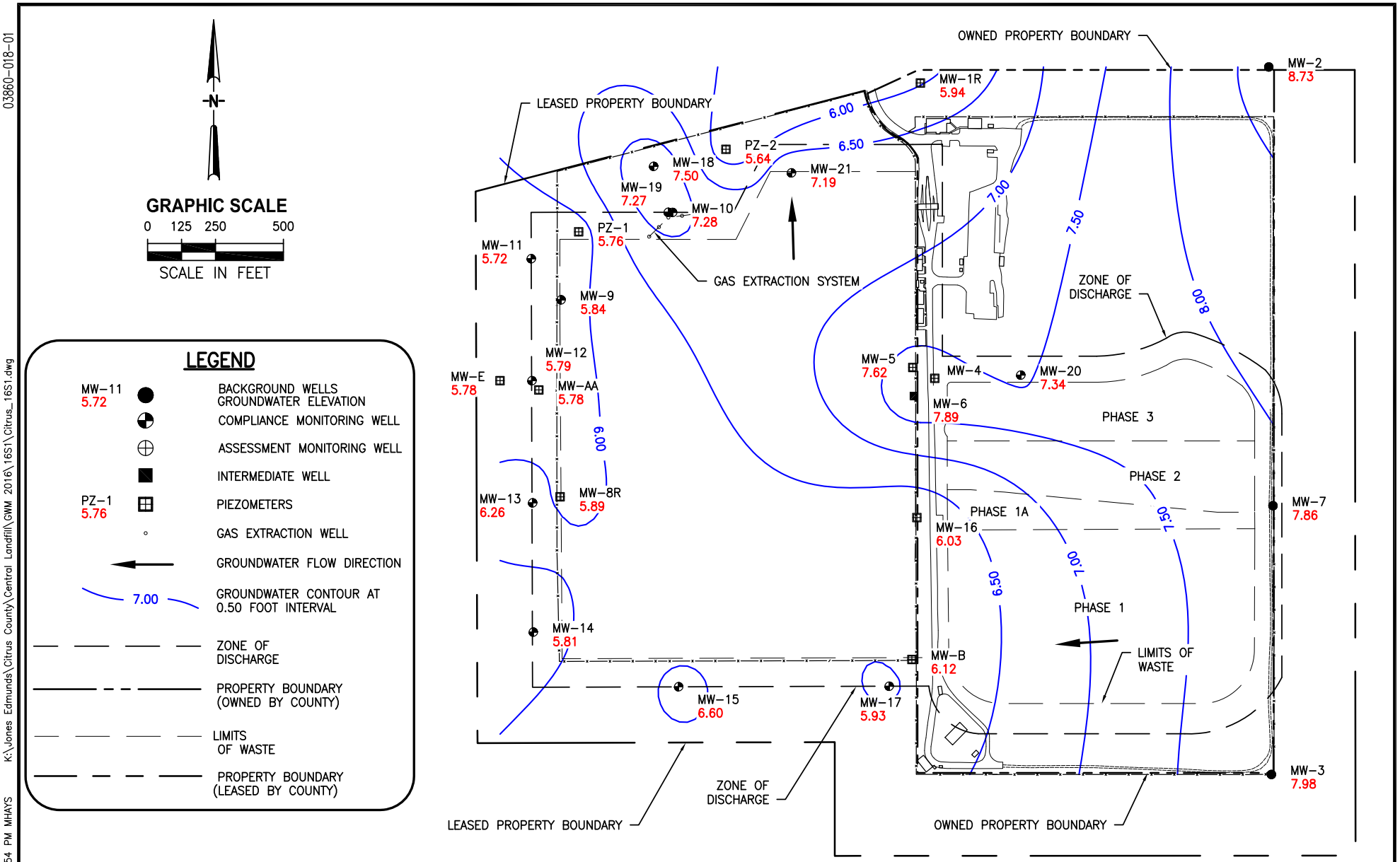

CITRUS COUNTY CENTRAL LANDFILL
GROUNDWATER CONTOUR MAP
MARCH 21, 2016

JONES EDMUNDS

03860-018-01

K:\Jones Edmunds\Citrus County\Central Landfill\GWM 2016\16S1\Citrus_16S1.dwg

LAST SAVED: 6/7/2016 2:54 PM MHAYS

Plotted: 6/07/16 2:57pm mhays

ATTACHMENT 2

ANALYSIS RESULTS COMPARED TO GROUNDWATER STANDARDS

ANALYSIS RESULTS COMPARED TO GROUNDWATER STANDARDS AND/OR GUIDANCE CONCENTRATIONS
CITRUS COUNTY CENTRAL LANDFILL
FIRST SEMIANNUAL 2016

PARAMETER		pH (FIELD)	IRON	IRON, DISSOLVED	SODIUM	BENZENE	BROMO-DICHLORO-METHANE	DIBROMO-CHLORO-METHANE	DICHLORO-METHANE	VINYL CHLORIDE
STANDARD		6.5-8.5 S.U.**	300 µg/L**	300 µg/L**	160 mg/L*	1 µg/L*	0.6 µg/L***	0.4 µg/L***	5 µg/L*	1 µg/L*
Background										
MW-3	3/22/2016	4.58	-	NM	-	-	-	-	-	-
MW-7	3/23/2016	5.03	2100	NM	-	1.8	-	-	-	-
Intermediate										
MW-6	3/22/2016	4.43	3100	NM	160 @	NM	0.98	0.84	NM	NM
Compliance										
MW-10	3/22/2016	4.28	5800	4300	-	-	-	-	-	-
MW-11	3/24/2016	-	-	NM	-	-	-	-	-	-
MW-12	3/24/2016	-	4200	NM	-	-	-	-	-	-
MW-13	3/23/2016	5.04	2900	NM	-	-	-	-	-	-
MW-14	3/23/2016	-	-	NM	-	-	-	-	-	-
MW-15	3/23/2016	4.51	8900	NM	-	-	-	-	-	-
MW-17	3/23/2016	5.44	24000	NM	-	-	-	-	-	-
MW-20	3/22/2016	5.92	160000	NM	-	-	-	-	-	-
MW-21	3/22/2016	4.64	3000	2700	-	1.3	-	-	-	-
Assessment										
MW-18	3/23/2016	4.63	NM	NM	NM	-	NM	NM	-	-
MW-19	3/23/2016	5.40	NM	NM	NM	2.2	NM	NM	7.1	1.9

LEGEND

* =Primary Drinking Water Standard
** =Secondary Drinking Water Standard
*** =Chapter 62-777 Groundwater Cleanup Target Levels (GCTL)
@ =Analysis Result is at Groundwater Standard
\- =Analysis Result is not at or outside Groundwater Standard
NS =Not Sampled
NM =Not Measured

Note:

This table displays analysis results which were reported at or outside Groundwater Standards.
Analysis results notated with "@" indicate that the analysis result was reported at the Groundwater Standard.
Analysis results which were reported above the laboratory detection limit (reporting limit), but not at or above the Groundwater Standard are not displayed in this table.

ATTACHMENT 3

GROUNDWATER PARAMETERS AT OR ABOVE THE LABORATORY DETECTION LIMIT

PARAMETERS AT OR ABOVE THE LABORATORY DETECTION LIMIT
CITRUS COUNTY CENTRAL LANDFILL
FIRST SEMIANNUAL 2016

PARAMETER		CONDUC-TIVITY (FIELD)	DISSOLVED OXYGEN (FIELD)	GROUND-WATER ELEVATION	pH (FIELD)	REDOX POTENTIAL	TEMPER-ATURE (FIELD)	TURBIDITY (FIELD)	AMMONIA NITROGEN	CHLORIDE	NITRATE NITROGEN	TOTAL DISSOLVED SOLIDS	ARSENIC	ARSENIC, DISSOLVED	BARIUM
STANDARD UNITS		(1) uS/cm	(1) ppm	(1) ft, NGVD	6.5-8.5 S.U.** S.U.	(1) mV	(1) deg C	(1) NTU	2.8 mg/L*** mg/L	250 mg/L** mg/L	10 mg/L* mg/L	500 mg/L** mg/L	10 µg/L* µg/L	10 µg/L* µg/L	2000 µg/L* µg/L
Background															
MW-3	03/22/2016	58	3.36	7.98	4.58	159	22.4	1.7	<0.1	7.7	3.7	28	<1.5	-	29
MW-7	03/23/2016	80	0.62	7.82	5.03	16.0	23.3	1.3	<0.1	7.3	<0.01	50	8.4	-	18
Intermediate															
MW-6	03/22/2016	906	0.56	7.70	4.43	115	23.9	0.6	-	240	-	420	<1.5	-	-
Compliance															
MW-10	03/22/2016	61	0.87	7.25	4.28	35.5	22.6	48.1	<0.1	5.9	<0.01	22	3.1	1.9 I	200
MW-11	03/24/2016	505	0.74	5.64	6.89	38.6	23.2	2.32	<0.1	7.7	0.37	260	<1.5	-	33
MW-12	03/24/2016	596	0.98	5.64	6.74	-63.7	23.2	3.01	0.29	5.6	<0.01	310	2.4 I	-	23
MW-13	03/23/2016	49	0.68	6.25	5.04	11.8	23.6	3.41	<0.1	5	0.013 I	24	4.4	-	6.1
MW-14	03/23/2016	416	0.56	5.74	6.67	25.0	23.2	0.69	<0.1	3.5	0.079	290	<1.5	-	11
MW-15	03/23/2016	38	0.50	6.58	4.51	4.8	23.1	0.81	<0.1	3.1	0.018 I	14	4.5	-	4.3 I
MW-17	03/23/2016	120	0.51	5.87	5.44	-55.7	24.0	4.44	0.3	4.5	0.02	60	6.5	-	10
MW-20	03/22/2016	689	0.41	7.31	5.92	-49	24.9	1.82	0.67 J	41	<0.01	240	8.8	-	26
MW-21	03/22/2016	109	0.42	7.14	4.64	29.8	23.3	14.2	1.8	4.5	<0.01	20	4.8	4.5	26
Assessment															
MW-18	03/23/2016	38	2.37	7.47	4.63	83.4	22.0	34.8	-	-	-	-	-	-	-
MW-19	03/23/2016	84	0.66	7.29	5.40	25.3	23.1	2.96	-	-	-	-	-	-	-
QAQC															
EQUBLK	03/23/2016	-	-	-	-	-	-	-	<0.1	4.4	0.14	140	<1.5	-	12

LEGEND

*	=Primary Drinking Water Standard	I	= Value is between the Method Detection Level (MDL) and the Reporting Detection Level (RDL)
**	=Secondary Drinking Water Standard	J	= Estimated value
***	=Chapter 62-777 - Groundwater Cleanup Target Level (GCTL)	V	= Analyte found in associated method blank
(1)	=No Standard	Q	= Estimated value; analyte analyzed after acceptable holding time
-	=Not Analyzed		

PARAMETERS AT OR ABOVE THE LABORATORY DETECTION LIMIT
CITRUS COUNTY CENTRAL LANDFILL
FIRST SEMIANNUAL 2016

PARAMETER		BARIUM, DISSOLVED	BERYLLIUM	CADMIUM	CHROMIUM	CHROMIUM, DISSOLVED	COBALT	COBALT, DISSOLVED	COPPER	COPPER, DISSOLVED	IRON	IRON, DISSOLVED	LEAD	LEAD, DISSOLVED	NICKEL
STANDARD UNITS		2000 µg/L* µg/L	4 µg/L* µg/L	5 µg/L* µg/L	100 µg/L* µg/L	100 µg/L* µg/L	140µg/L*** µg/L	140µg/L*** µg/L	1000 µg/L** µg/L	1000 µg/L** µg/L	300 µg/L** µg/L	300 µg/L** µg/L	15 µg/L* µg/L	15 µg/L* µg/L	100 µg/L* µg/L
Background															
MW-3	03/22/2016	-	<0.17	0.24 I	<1.6	-	0.58	-	71	-	34 I	-	6	-	5
MW-7	03/23/2016	-	<0.17	<0.15	<1.6	-	1.3	-	17	-	2100	-	1.3 I	-	9.2
Intermediate															
MW-6	03/22/2016	-	-	-	-	-	-	-	-	-	3100	-	-	-	-
Compliance															
MW-10	03/22/2016	27	0.18 I	0.54	15	<2.5	0.6	0.46 I	2.1 I	1.3 I	5800	4300	7.6	0.92 I	4.7 I
MW-11	03/24/2016	-	<0.17	<0.15	<1.6	-	0.14 I	-	<1.7	-	56 I	-	<0.98	-	3.3 I
MW-12	03/24/2016	-	<0.17	<0.15	<1.6	-	0.71	-	<1.7	-	4200	-	<0.98	-	2 I
MW-13	03/23/2016	-	<0.17	<0.15	<1.6	-	5.3	-	<1.7	-	2900	-	<0.98	-	2.9 I
MW-14	03/23/2016	-	<0.17	0.41 I	<1.6	-	0.54	-	<1.7	-	72 I	-	<0.98	-	<1.9
MW-15	03/23/2016	-	0.44 I	0.41 I	<1.6	-	1.4	-	2.8 I	-	8900	-	1.7 I	-	2.5 I
MW-17	03/23/2016	-	<0.17	<0.15	<1.6	-	5.7	-	<1.7	-	24000	-	<0.98	-	1.9 I
MW-20	03/22/2016	-	<0.17	<0.15	<1.6	-	3.2	-	<1.7	-	160000	-	<0.98	-	<1.9
MW-21	03/22/2016	3.8 I	<0.17	<0.15	3.9 I	3.3 I	1.3	1.3	<1.7	<1.1	3000	2700	1.3 I	<0.2	<1.9
Assessment															
MW-18	03/23/2016	-	-	-	-	-	-	-	-	-	-	-	-	-	-
MW-19	03/23/2016	-	-	-	-	-	-	-	-	-	-	-	-	-	-
QAQC															
EQUBLK	03/23/2016	-	<0.17	<0.15	<1.6	-	<0.12	-	5.5	-	32 I	-	<0.98	-	<1.9

LEGEND

*	=Primary Drinking Water Standard	I	= Value is between the Method Detection Level (MDL) and the Reporting Detection Level (RDL)
**	=Secondary Drinking Water Standard	J	= Estimated value
***	=Chapter 62-777 - Groundwater Cleanup Target Level (GCTL)	V	= Analyte found in associated method blank
(1)	=No Standard	Q	= Estimated value; analyte analyzed after acceptable holding time
-	=Not Analyzed		

PARAMETERS AT OR ABOVE THE LABORATORY DETECTION LIMIT
CITRUS COUNTY CENTRAL LANDFILL
FIRST SEMIANNUAL 2016

PARAMETER		SELENIUM	SILVER	SODIUM	SODIUM, DISSOLVED	THALLIUM	ZINC	1,1-DICHLORO-ETHANE	1,4-DICHLORO-BENZENE	BENZENE	BROMO-DICHLORO-METHANE	CHLORO-BENZENE	CHLORO-FORM	CIS-1,2-DICHLORO-ETHENE	DIBROMO-CHLORO-METHANE
STANDARD UNITS		50 µg/L* µg/L	100 µg/L** µg/L	160 mg/L* mg/L	160 mg/L* mg/L	2 µg/L* µg/L	5000 µg/L** µg/L	70 µg/L*** µg/L	75 µg/L* µg/L	1 µg/L* µg/L	0.6 µg/L*** µg/L	100 µg/L* µg/L	70 µg/L*** µg/L	70 µg/L* µg/L	0.4 µg/L*** µg/L
Background															
MW-3	03/22/2016	<1	<0.1	8.9	-	<0.49	96	<0.52	<0.6	<0.5	<0.44	<0.63	<0.9	<0.65	<0.31
MW-7	03/23/2016	<1	<0.1	11	-	<0.49	130	<0.52	3.5	1.8	<0.44	1.2	<0.9	<0.65	<0.31
Intermediate															
MW-6	03/22/2016	-	-	160	-	-	-	-	-	-	0.98	-	1.4	-	0.84
Compliance															
MW-10	03/22/2016	<1	0.25 I	6.8	6.1	<0.49	<9.6	0.67 I	5.7	0.62 I	<0.44	<0.63	<0.9	2.2	<0.31
MW-11	03/24/2016	<1	<0.1	5.2	-	1.9	<9.6	<0.52	<0.6	<0.5	<0.44	<0.63	<0.9	<0.65	<0.31
MW-12	03/24/2016	<1	<0.1	4.3	-	<0.49	<9.6	<0.52	0.85 I	<0.5	<0.44	<0.63	<0.9	<0.65	<0.31
MW-13	03/23/2016	<1	<0.1	2.8	-	<0.49	<9.6	<0.52	<0.6	<0.5	<0.44	<0.63	<0.9	<0.65	<0.31
MW-14	03/23/2016	<1	<0.1	3.9	-	<0.49	<9.6	<0.52	<0.6	<0.5	<0.44	<0.63	<0.9	<0.65	<0.31
MW-15	03/23/2016	1.8 I	0.36 I	2.5	-	<0.49	13 I	<0.52	<0.6	<0.5	<0.44	<0.63	<0.9	1.9	<0.31
MW-17	03/23/2016	<1	<0.1	3.2	-	<0.49	<9.6	<0.52	<0.6	0.62 I	<0.44	<0.63	<0.9	<0.65	<0.31
MW-20	03/22/2016	<1	<0.1	23	-	<0.49	<9.6	<0.52	<0.6	<0.5	<0.44	<0.63	<0.9	<0.65	<0.31
MW-21	03/22/2016	<1	0.37 I	3.7	3.6	<0.49	<9.6	<0.52	8.8	1.3	<0.44	1.4	<0.9	1.3	<0.31
Assessment															
MW-18	03/23/2016	-	-	-	-	-	-	-	-	<0.5	-	-	-	-	-
MW-19	03/23/2016	-	-	-	-	-	-	-	-	2.2	-	-	-	-	-
QAQC															
EQUBLK	03/23/2016	<1	<0.1	15	-	<0.49	52	<0.52	<0.6	<0.5	<0.44	<0.63	<0.9	<0.65	<0.31

LEGEND

* =Primary Drinking Water Standard
** =Secondary Drinking Water Standard
*** =Chapter 62-777 - Groundwater Cleanup Target Level (GCTL)
(1) =No Standard
\- =Not Analyzed

I = Value is between the Method Detection Level (MDL) and the Reporting Detection Level (RDL)
J = Estimated value
V = Analyte found in associated method blank
Q = Estimated value; analyte analyzed after acceptable holding time

PARAMETERS AT OR ABOVE THE LABORATORY DETECTION LIMIT
CITRUS COUNTY CENTRAL LANDFILL
FIRST SEMIANNUAL 2016

PARAMETER		DICHLORO-METHANE	ETHYL-BENZENE	TOTAL TRIHALO-METHANES	VINYL CHLORIDE	XYLENES	TOTAL VOCS
STANDARD UNITS		5 µg/L* µg/L	30 µg/L** µg/L	80 µg/L* µg/L	1 µg/L* µg/L	20 µg/L** µg/L	(1) µg/L
Background							
MW-3	03/22/2016	<4	<0.44	-	<0.71	<0.5	-
MW-7	03/23/2016	<4	2.5	-	<0.71	0.77 I	9.77
Intermediate							
MW-6	03/22/2016	-	-	3.2	-	-	6.42
Compliance							
MW-10	03/22/2016	<4	<0.44	-	0.86 I	1.5 I	11.55
MW-11	03/24/2016	<4	<0.44	-	<0.71	<0.5	-
MW-12	03/24/2016	<4	<0.44	-	<0.71	<0.5	0.85
MW-13	03/23/2016	<4	<0.44	-	<0.71	<0.5	-
MW-14	03/23/2016	<4	<0.44	-	<0.71	<0.5	-
MW-15	03/23/2016	<4	<0.44	-	<0.71	<0.5	1.9
MW-17	03/23/2016	<4	<0.44	-	<0.71	<0.5	0.62
MW-20	03/22/2016	<4	<0.44	-	<0.71	<0.5	-
MW-21	03/22/2016	<4	<0.44	-	<0.71	<0.5	12.8
Assessment							
MW-18	03/23/2016	<4	-	-	<0.71	-	-
MW-19	03/23/2016	7.1	-	-	1.9	-	11.2
QAQC							
EQUBLK	03/23/2016	<4	<0.44	-	<0.71	<0.5	-

LEGEND

*	=Primary Drinking Water Standard
**	=Secondary Drinking Water Standard
***	=Chapter 62-777 - Groundwater Cleanup Target Level (GCTL)
(1)	=No Standard
-	=Not Analyzed
I	= Value is between the Method Detection Level (MDL) and the Reporting Detection Level (RDL)
J	= Estimated value
V	= Analyte found in associated method blank
Q	= Estimated value; analyte analyzed after acceptable holding time

ATTACHMENT 4

PARAMETER MONITORING REPORT FORMS

Citrus County Central Landfill
Parameter Monitoring Report

PART III Analytical Results

Facility WACS #: SWD/09/39859

Test Site ID #: 150

Well Name: MW-3

Classification of Ground Water: GII

Ground Water Elevation (NGVD): 7.98

Sampling Date/Time: 3/22/2016 1:50:00 PM

Report Period: FIRST SEMIANNUAL 2016

Well Purged: YES

Well Type: [X] Background [ ] Intermediate
[ ] Compliance [ ] Water Supply
[ ] Detection [ ] Piezometer
[ ] Assessment [ ] Leachate
[ ] Other [ ] Surface Water

STORET CODE	PARAMETER MONITORED	SAMPLING METHOD	FIELD FILTERED	ANALYSIS METHOD	ANALYSIS DATE/TIME	ANALYSIS RESULT *	UNITS	DETECTION LIMIT/UNITS
082545	GROUNDWATER ELEVATION	BP	No	DEP-SOP	3/22/2016 1:50:00 PM	7.98	ft, NGVD	ft, NGVD
000094	CONDUCTIVITY (FIELD)	BP	No	EPA 120.1	3/22/2016 1:50:00 PM	58	µmhos/cm	µmhos/cm
000406	pH (FIELD)	BP	No	EPA 150.1	3/22/2016 1:50:00 PM	4.58	SU	SU
000010	TEMPERATURE (FIELD)	BP	No	EPA 170.1	3/22/2016 1:50:00 PM	22.4	deg C	deg C
082078	TURBIDITY (FIELD)	BP	No	EPA 180.1	3/22/2016 1:50:00 PM	1.7	NTU	NTU
000940	CHLORIDE	BP	No	EPA 300.0	4/6/2016 4:11:00 AM	7.7	mg/L	0.2mg/L
000610	AMMONIA NITROGEN	BP	No	EPA 350.1	3/25/2016 2:18:00 PM	<0.1	mg/L	0.1mg/L
000620	NITRATE NITROGEN	BP	No	EPA 353.2	3/23/2016 3:56:00 PM	3.7	mg/L	0.05mg/L
000299	DISSOLVED OXYGEN (FIELD)	BP	No	EPA 360.1	3/22/2016 1:50:00 PM	3.36	mg/L	mg/L
001097	ANTIMONY	BP	No	EPA 6020	3/31/2016 10:48:00 PM	<0.5	µg/L	0.5µg/L
001002	ARSENIC	BP	No	EPA 6020	3/31/2016 10:48:00 PM	<1.5	µg/L	1.5µg/L
001007	BARIUM	BP	No	EPA 6020	3/31/2016 10:48:00 PM	29	µg/L	0.61µg/L
001012	BERYLLIUM	BP	No	EPA 6020	3/31/2016 10:48:00 PM	<0.17	µg/L	0.17µg/L
001027	CADMIUM	BP	No	EPA 6020	3/31/2016 10:48:00 PM	0.24 I	µg/L	0.15µg/L
001034	CHROMIUM	BP	No	EPA 6020	3/31/2016 10:48:00 PM	<1.6	µg/L	1.6µg/L
001037	COBALT	BP	No	EPA 6020	3/31/2016 10:48:00 PM	0.58	µg/L	0.12µg/L
001042	COPPER	BP	No	EPA 6020	3/31/2016 10:48:00 PM	71	µg/L	1.7µg/L
001045	IRON	BP	No	EPA 6020	3/31/2016 10:48:00 PM	34 I	µg/L	25µg/L
001051	LEAD	BP	No	EPA 6020	3/31/2016 10:48:00 PM	6	µg/L	0.98µg/L
001067	NICKEL	BP	No	EPA 6020	3/31/2016 10:48:00 PM	5	µg/L	1.9µg/L
001147	SELENIUM	BP	No	EPA 6020	3/31/2016 10:48:00 PM	<1	µg/L	1µg/L
001077	SILVER	BP	No	EPA 6020	3/31/2016 10:48:00 PM	<0.1	µg/L	0.1µg/L
000929	SODIUM	BP	No	EPA 6020	3/31/2016 10:48:00 PM	8.9	mg/L	0.17mg/L
001059	THALLIUM	BP	No	EPA 6020	3/31/2016 10:48:00 PM	<0.49	µg/L	0.49µg/L
001087	VANADIUM	BP	No	EPA 6020	3/31/2016 10:48:00 PM	<5.3	µg/L	5.3µg/L
001092	ZINC	BP	No	EPA 6020	3/31/2016 10:48:00 PM	96	µg/L	9.6µg/L
071900	MERCURY	BP	No	EPA 7470	3/30/2016 10:51:00 AM	<0.08	µg/L	0.08µg/L
077443	1,2,3-TRICHLOROPROPANE	BP	No	EPA 8011	3/24/2016 4:10:00 PM	<0.086	µg/L	0.086µg/L
049146	1,2-DIBROMO-3-CHLOROPROPANE	BP	No	EPA 8011	3/24/2016 4:10:00 PM	<0.0048	µg/L	0.0048µg/L
077651	1,2-DIBROMOETHANE (EDB)	BP	No	EPA 8011	3/24/2016 4:10:00 PM	<0.0021	µg/L	0.0021µg/L
049263	(E)-1,4-DICHLORO-2-BUTENE	BP	No	EPA 8260	3/24/2016 2:01:00 PM	<2.5	µg/L	2.5µg/L
077562	1,1,1,2-TETRACHLOROETHANE	BP	No	EPA 8260	3/24/2016 2:01:00 PM	<0.63	µg/L	0.63µg/L
034506	1,1,1-TRICHLOROETHANE	BP	No	EPA 8260	3/24/2016 2:01:00 PM	<0.47	µg/L	0.47µg/L
034516	1,1,2,2-TETRACHLOROETHANE	BP	No	EPA 8260	3/24/2016 2:01:00 PM	<0.17	µg/L	0.17µg/L
034511	1,1,2-TRICHLOROETHANE	BP	No	EPA 8260	3/24/2016 2:01:00 PM	<0.47	µg/L	0.47µg/L
034496	1,1-DICHLOROETHANE	BP	No	EPA 8260	3/24/2016 2:01:00 PM	<0.52	µg/L	0.52µg/L
034501	1,1-DICHLOROETHENE	BP	No	EPA 8260	3/24/2016 2:01:00 PM	<0.67	µg/L	0.67µg/L
034536	1,2-DICHLOROBENZENE	BP	No	EPA 8260	3/24/2016 2:01:00 PM	<0.49	µg/L	0.49µg/L
034531	1,2-DICHLOROETHANE	BP	No	EPA 8260	3/24/2016 2:01:00 PM	<0.57	µg/L	0.57µg/L
034541	1,2-DICHLOROPROPANE	BP	No	EPA 8260	3/24/2016 2:01:00 PM	<0.52	µg/L	0.52µg/L
034571	1,4-DICHLOROBENZENE	BP	No	EPA 8260	3/24/2016 2:01:00 PM	<0.6	µg/L	0.6µg/L
077103	2-HEXANONE	BP	No	EPA 8260	3/24/2016 2:01:00 PM	<4.4	µg/L	4.4µg/L
078133	4-METHYL-2-PENTANONE	BP	No	EPA 8260	3/24/2016 2:01:00 PM	<4	µg/L	4µg/L
081552	ACETONE	BP	No	EPA 8260	3/24/2016 2:01:00 PM	<9.9	µg/L	9.9µg/L
034215	ACRYLONITRILE	BP	No	EPA 8260	3/24/2016 2:01:00 PM	<4.5	µg/L	4.5µg/L

* Attach Laboratory Reports

Citrus County Central Landfill
Parameter Monitoring Report

PART III Analytical Results

Facility WACS #: **SWD/09/39859**

Test Site ID #: **150**

Well Name: **MW-3**

Classification of Ground Water: **GII**

Ground Water Elevation (NGVD): **7.98**

Sampling Date/Time: **3/22/2016 1:50:00 PM**

Report Period: **FIRST SEMIANNUAL 2016**

Well Purged: **YES**

Well Type:

[X]	Background	[ ]	Intermediate
[ ]	Compliance	[ ]	Water Supply
[ ]	Detection	[ ]	Piezometer
[ ]	Assessment	[ ]	Leachate
[ ]	Other	[ ]	Surface Water

STORET CODE	PARAMETER MONITORED	SAMPLING METHOD	FIELD FILTERED	ANALYSIS METHOD	ANALYSIS DATE/TIME	ANALYSIS RESULT *	UNITS	DETECTION LIMIT/UNITS
034030	BENZENE	BP	No	EPA 8260	3/24/2016 2:01:00 PM	<0.5	µg/L	0.5µg/L
073085	BROMOCHLOROMETHANE	BP	No	EPA 8260	3/24/2016 2:01:00 PM	<0.58	µg/L	0.58µg/L
032101	BROMODICHLOROMETHANE	BP	No	EPA 8260	3/24/2016 2:01:00 PM	<0.44	µg/L	0.44µg/L
032104	BROMOFORM	BP	No	EPA 8260	3/24/2016 2:01:00 PM	<0.63	µg/L	0.63µg/L
034413	BROMOMETHANE (METHYL BROMIDE)	BP	No	EPA 8260	3/24/2016 2:01:00 PM	<2.5	µg/L	2.5µg/L
077041	CARBON DISULFIDE	BP	No	EPA 8260	3/24/2016 2:01:00 PM	<1	µg/L	1µg/L
032102	CARBON TETRACHLORIDE	BP	No	EPA 8260	3/24/2016 2:01:00 PM	<0.43	µg/L	0.43µg/L
034301	CHLOROBENZENE	BP	No	EPA 8260	3/24/2016 2:01:00 PM	<0.63	µg/L	0.63µg/L
034311	CHLOROETHANE	BP	No	EPA 8260	3/24/2016 2:01:00 PM	<2.5	µg/L	2.5µg/L
032106	CHLOROFORM	BP	No	EPA 8260	3/24/2016 2:01:00 PM	<0.9	µg/L	0.9µg/L
034418	CHLOROMETHANE (METHYL CHLORIDE)	BP	No	EPA 8260	3/24/2016 2:01:00 PM	<1	µg/L	1µg/L
077093	CIS-1,2-DICHLOROETHENE	BP	No	EPA 8260	3/24/2016 2:01:00 PM	<0.65	µg/L	0.65µg/L
034704	CIS-1,3-DICHLOROPROPENE	BP	No	EPA 8260	3/24/2016 2:01:00 PM	<0.39	µg/L	0.39µg/L
032105	DIBROMOCHLOROMETHANE	BP	No	EPA 8260	3/24/2016 2:01:00 PM	<0.31	µg/L	0.31µg/L
077596	DIBROMOMETHANE	BP	No	EPA 8260	3/24/2016 2:01:00 PM	<0.46	µg/L	0.46µg/L
034423	DICHLOROMETHANE	BP	No	EPA 8260	3/24/2016 2:01:00 PM	<4	µg/L	4µg/L
034371	ETHYLBENZENE	BP	No	EPA 8260	3/24/2016 2:01:00 PM	<0.44	µg/L	0.44µg/L
081595	METHYL ETHYL KETONE	BP	No	EPA 8260	3/24/2016 2:01:00 PM	<8.4	µg/L	8.4µg/L
077424	METHYL IODIDE	BP	No	EPA 8260	3/24/2016 2:01:00 PM	<2.5	µg/L	2.5µg/L
077128	STYRENE	BP	No	EPA 8260	3/24/2016 2:01:00 PM	<0.98	µg/L	0.98µg/L
034475	TETRACHLOROETHENE	BP	No	EPA 8260	3/24/2016 2:01:00 PM	<0.5	µg/L	0.5µg/L
034010	TOLUENE	BP	No	EPA 8260	3/24/2016 2:01:00 PM	<0.51	µg/L	0.51µg/L
034546	TRANS-1,2-DICHLOROETHENE	BP	No	EPA 8260	3/24/2016 2:01:00 PM	<0.67	µg/L	0.67µg/L
034699	TRANS-1,3-DICHLOROPROPENE	BP	No	EPA 8260	3/24/2016 2:01:00 PM	<0.27	µg/L	0.27µg/L
039180	TRICHLOROETHENE	BP	No	EPA 8260	3/24/2016 2:01:00 PM	<0.61	µg/L	0.61µg/L
034488	TRICHLOROFLUOROMETHANE	BP	No	EPA 8260	3/24/2016 2:01:00 PM	<2.5	µg/L	2.5µg/L
077057	VINYL ACETATE	BP	No	EPA 8260	3/24/2016 2:01:00 PM	<1.5	µg/L	1.5µg/L
039175	VINYL CHLORIDE	BP	No	EPA 8260	3/24/2016 2:01:00 PM	<0.71	µg/L	0.71µg/L
034020	XYLENES	BP	No	EPA 8260	3/24/2016 2:01:00 PM	<0.5	µg/L	0.5µg/L
070300	TOTAL DISSOLVED SOLIDS	BP	No	SM18 2540 C	3/24/2016 3:06:00 PM	28	mg/L	5mg/L
046480	REDOX POTENTIAL (FIELD)	BP	No	SM18 2580 B	3/22/2016 1:50:00 PM	159	mV	mV

* Attach Laboratory Reports

Citrus County Central Landfill
Parameter Monitoring Report

PART III Analytical Results

Facility WACS #: **SWD/09/39859**

Test Site ID #: **168**

Well Name: **MW-6**

Classification of Ground Water: **GII**

Ground Water Elevation (NGVD): **7.70**

Sampling Date/Time: **3/22/2016 3:48:00 PM**

Report Period: **FIRST SEMIANNUAL 2016**

Well Purged: **YES**

Well Type:

[ ]	Background	[X]	Intermediate
[ ]	Compliance	[ ]	Water Supply
[ ]	Detection	[ ]	Piezometer
[ ]	Assessment	[ ]	Leachate
[ ]	Other	[ ]	Surface Water

STORET CODE	PARAMETER MONITORED	SAMPLING METHOD	FIELD FILTERED	ANALYSIS METHOD	ANALYSIS DATE/TIME	ANALYSIS RESULT *	UNITS	DETECTION LIMIT/UNITS
082080	TOTAL TRIHALOMETHANES	BP	No	CALC	3/25/2016 6:42:00 AM	3.2	µg/L	0.079µg/L
082545	GROUNDWATER ELEVATION	BP	No	DEP-SOP	3/22/2016 3:48:00 PM	7.70	ft, NGVD	ft, NGVD
000094	CONDUCTIVITY (FIELD)	BP	No	EPA 120.1	3/22/2016 3:48:00 PM	906	µmhos/cm	µmhos/cm
000406	pH (FIELD)	BP	No	EPA 150.1	3/22/2016 3:48:00 PM	4.43	SU	SU
000010	TEMPERATURE (FIELD)	BP	No	EPA 170.1	3/22/2016 3:48:00 PM	23.9	deg C	deg C
082078	TURBIDITY (FIELD)	BP	No	EPA 180.1	3/22/2016 3:48:00 PM	0.6	NTU	NTU
000940	CHLORIDE	BP	No	EPA 300.0	4/6/2016 4:46:00 AM	240	mg/L	2mg/L
000299	DISSOLVED OXYGEN (FIELD)	BP	No	EPA 360.1	3/22/2016 3:48:00 PM	0.56	mg/L	mg/L
001002	ARSENIC	BP	No	EPA 6020	3/31/2016 9:57:00 PM	<1.5	µg/L	1.5µg/L
001045	IRON	BP	No	EPA 6020	3/31/2016 9:57:00 PM	3100	µg/L	25µg/L
000929	SODIUM	BP	No	EPA 6020	3/31/2016 9:57:00 PM	160	mg/L	0.17mg/L
032101	BROMODICHLOROMETHANE	BP	No	EPA 8260	3/25/2016 6:42:00 AM	0.98	µg/L	0.44µg/L
032104	BROMOFORM	BP	No	EPA 8260	3/25/2016 6:42:00 AM	<0.17	µg/L	0.63µg/L
032106	CHLOROFORM	BP	No	EPA 8260	3/25/2016 6:42:00 AM	1.4	µg/L	0.9µg/L
032105	DIBROMOCHLOROMETHANE	BP	No	EPA 8260	3/25/2016 6:42:00 AM	0.84	µg/L	0.31µg/L
070300	TOTAL DISSOLVED SOLIDS	BP	No	SM18 2540 C	3/24/2016 3:06:00 PM	420	mg/L	5mg/L
046480	REDOX POTENTIAL (FIELD)	BP	No	SM18 2580 B	3/22/2016 3:48:00 PM	115	mV	mV

* Attach Laboratory Reports

Citrus County Central Landfill
Parameter Monitoring Report

PART III Analytical Results

Facility WACS #: **SWD/09/39859**

Test Site ID #: **179**

Well Name: **MW-7**

Classification of Ground Water: **GII**

Ground Water Elevation (NGVD): **7.82**

Sampling Date/Time: **3/23/2016 8:48:00 AM**

Report Period: **FIRST SEMIANNUAL 2016**

Well Purged: **YES**

Well Type: [X] Background [ ] Intermediate
[ ] Compliance [ ] Water Supply
[ ] Detection [ ] Piezometer
[ ] Assessment [ ] Leachate
[ ] Other [ ] Surface Water

STORET CODE	PARAMETER MONITORED	SAMPLING METHOD	FIELD FILTERED	ANALYSIS METHOD	ANALYSIS DATE/TIME	ANALYSIS RESULT *	UNITS	DETECTION LIMIT/UNITS
082545	GROUNDWATER ELEVATION	BP	No	DEP-SOP	3/23/2016 8:48:00 AM	7.82	ft, NGVD	ft, NGVD
000094	CONDUCTIVITY (FIELD)	BP	No	EPA 120.1	3/23/2016 8:48:00 AM	80	µmhos/cm	µmhos/cm
000406	pH (FIELD)	BP	No	EPA 150.1	3/23/2016 8:48:00 AM	5.03	SU	SU
000010	TEMPERATURE (FIELD)	BP	No	EPA 170.1	3/23/2016 8:48:00 AM	23.3	deg C	deg C
082078	TURBIDITY (FIELD)	BP	No	EPA 180.1	3/23/2016 8:48:00 AM	1.3	NTU	NTU
000940	CHLORIDE	BP	No	EPA 300.0	4/5/2016 4:35:00 PM	7.3	mg/L	0.2mg/L
000610	AMMONIA NITROGEN	BP	No	EPA 350.1	3/25/2016 3:05:00 PM	<0.1	mg/L	0.1mg/L
000620	NITRATE NITROGEN	BP	No	EPA 353.2	3/24/2016 4:22:00 PM	<0.01	mg/L	0.01mg/L
000299	DISSOLVED OXYGEN (FIELD)	BP	No	EPA 360.1	3/23/2016 8:48:00 AM	0.62	mg/L	mg/L
001097	ANTIMONY	BP	No	EPA 6020	4/2/2016 12:30:00 AM	<0.5	µg/L	0.5µg/L
001002	ARSENIC	BP	No	EPA 6020	4/2/2016 12:30:00 AM	8.4	µg/L	1.5µg/L
001007	BARIUM	BP	No	EPA 6020	4/2/2016 12:30:00 AM	18	µg/L	0.61µg/L
001012	BERYLLIUM	BP	No	EPA 6020	4/2/2016 12:30:00 AM	<0.17	µg/L	0.17µg/L
001027	CADMIUM	BP	No	EPA 6020	4/2/2016 12:30:00 AM	<0.15	µg/L	0.15µg/L
001034	CHROMIUM	BP	No	EPA 6020	4/2/2016 12:30:00 AM	<1.6	µg/L	1.6µg/L
001037	COBALT	BP	No	EPA 6020	4/2/2016 12:30:00 AM	1.3	µg/L	0.12µg/L
001042	COPPER	BP	No	EPA 6020	4/2/2016 12:30:00 AM	17	µg/L	1.7µg/L
001045	IRON	BP	No	EPA 6020	4/2/2016 12:30:00 AM	2100	µg/L	25µg/L
001051	LEAD	BP	No	EPA 6020	4/2/2016 12:30:00 AM	1.3 I	µg/L	0.98µg/L
001067	NICKEL	BP	No	EPA 6020	4/2/2016 12:30:00 AM	9.2	µg/L	1.9µg/L
001147	SELENIUM	BP	No	EPA 6020	4/2/2016 12:30:00 AM	<1	µg/L	1µg/L
001077	SILVER	BP	No	EPA 6020	4/2/2016 12:30:00 AM	<0.1	µg/L	0.1µg/L
000929	SODIUM	BP	No	EPA 6020	4/2/2016 12:30:00 AM	11	mg/L	0.17mg/L
001059	THALLIUM	BP	No	EPA 6020	4/2/2016 12:30:00 AM	<0.49	µg/L	0.49µg/L
001087	VANADIUM	BP	No	EPA 6020	4/2/2016 12:30:00 AM	<5.3	µg/L	5.3µg/L
001092	ZINC	BP	No	EPA 6020	4/2/2016 12:30:00 AM	130	µg/L	9.6µg/L
071900	MERCURY	BP	No	EPA 7470	3/30/2016 11:04:00 AM	<0.08	µg/L	0.08µg/L
077443	1,2,3-TRICHLOROPROPANE	BP	No	EPA 8011	3/28/2016 4:03:00 PM	<0.086	µg/L	0.086µg/L
049146	1,2-DIBROMO-3-CHLOROPROPANE	BP	No	EPA 8011	3/28/2016 4:03:00 PM	<0.0048	µg/L	0.0048µg/L
077651	1,2-DIBROMOETHANE (EDB)	BP	No	EPA 8011	3/28/2016 4:03:00 PM	<0.0021	µg/L	0.0021µg/L
049263	(E)-1,4-DICHLORO-2-BUTENE	BP	No	EPA 8260	3/28/2016 9:05:00 AM	<2.5	µg/L	2.5µg/L
077562	1,1,1,2-TETRACHLOROETHANE	BP	No	EPA 8260	3/28/2016 9:05:00 AM	<0.63	µg/L	0.63µg/L
034506	1,1,1-TRICHLOROETHANE	BP	No	EPA 8260	3/28/2016 9:05:00 AM	<0.47	µg/L	0.47µg/L
034516	1,1,2,2-TETRACHLOROETHANE	BP	No	EPA 8260	3/28/2016 9:05:00 AM	<0.17	µg/L	0.17µg/L
034511	1,1,2-TRICHLOROETHANE	BP	No	EPA 8260	3/28/2016 9:05:00 AM	<0.47	µg/L	0.47µg/L
034496	1,1-DICHLOROETHANE	BP	No	EPA 8260	3/28/2016 9:05:00 AM	<0.52	µg/L	0.52µg/L
034501	1,1-DICHLOROETHENE	BP	No	EPA 8260	3/28/2016 9:05:00 AM	<0.67	µg/L	0.67µg/L
034536	1,2-DICHLOROBENZENE	BP	No	EPA 8260	3/28/2016 9:05:00 AM	<0.49	µg/L	0.49µg/L
034531	1,2-DICHLOROETHANE	BP	No	EPA 8260	3/28/2016 9:05:00 AM	<0.57	µg/L	0.57µg/L
034541	1,2-DICHLOROPROPANE	BP	No	EPA 8260	3/28/2016 9:05:00 AM	<0.52	µg/L	0.52µg/L
034571	1,4-DICHLOROBENZENE	BP	No	EPA 8260	3/28/2016 9:05:00 AM	3.5	µg/L	0.6µg/L
077103	2-HEXANONE	BP	No	EPA 8260	3/28/2016 9:05:00 AM	<4.4	µg/L	4.4µg/L
078133	4-METHYL-2-PENTANONE	BP	No	EPA 8260	3/28/2016 9:05:00 AM	<4	µg/L	4µg/L
081552	ACETONE	BP	No	EPA 8260	3/28/2016 9:05:00 AM	<9.9	µg/L	9.9µg/L
034215	ACRYLONITRILE	BP	No	EPA 8260	3/28/2016 9:05:00 AM	<4.5	µg/L	4.5µg/L

* Attach Laboratory Reports

Citrus County Central Landfill
Parameter Monitoring Report

PART III Analytical Results

Facility WACS #: **SWD/09/39859**

Test Site ID #: **179**

Well Name: **MW-7**

Classification of Ground Water: **GII**

Ground Water Elevation (NGVD): **7.82**

Sampling Date/Time: **3/23/2016 8:48:00 AM**

Report Period: **FIRST SEMIANNUAL 2016**

Well Purged: **YES**

Well Type:

[X]	Background	[ ]	Intermediate
[ ]	Compliance	[ ]	Water Supply
[ ]	Detection	[ ]	Piezometer
[ ]	Assessment	[ ]	Leachate
[ ]	Other	[ ]	Surface Water

STORET CODE	PARAMETER MONITORED	SAMPLING METHOD	FIELD FILTERED	ANALYSIS METHOD	ANALYSIS DATE/TIME	ANALYSIS RESULT *	UNITS	DETECTION LIMIT/UNITS
034030	BENZENE	BP	No	EPA 8260	3/28/2016 9:05:00 AM	1.8	µg/L	0.5µg/L
073085	BROMOCHLOROMETHANE	BP	No	EPA 8260	3/28/2016 9:05:00 AM	<0.58	µg/L	0.58µg/L
032101	BROMODICHLOROMETHANE	BP	No	EPA 8260	3/28/2016 9:05:00 AM	<0.44	µg/L	0.44µg/L
032104	BROMOFORM	BP	No	EPA 8260	3/28/2016 9:05:00 AM	<0.63	µg/L	0.63µg/L
034413	BROMOMETHANE (METHYL BROMIDE)	BP	No	EPA 8260	3/28/2016 9:05:00 AM	<2.5	µg/L	2.5µg/L
077041	CARBON DISULFIDE	BP	No	EPA 8260	3/28/2016 9:05:00 AM	<1	µg/L	1µg/L
032102	CARBON TETRACHLORIDE	BP	No	EPA 8260	3/28/2016 9:05:00 AM	<0.43	µg/L	0.43µg/L
034301	CHLOROBENZENE	BP	No	EPA 8260	3/28/2016 9:05:00 AM	1.2	µg/L	0.63µg/L
034311	CHLOROETHANE	BP	No	EPA 8260	3/28/2016 9:05:00 AM	<2.5	µg/L	2.5µg/L
032106	CHLOROFORM	BP	No	EPA 8260	3/28/2016 9:05:00 AM	<0.9	µg/L	0.9µg/L
034418	CHLOROMETHANE (METHYL CHLORIDE)	BP	No	EPA 8260	3/28/2016 9:05:00 AM	<1	µg/L	1µg/L
077093	CIS-1,2-DICHLOROETHENE	BP	No	EPA 8260	3/28/2016 9:05:00 AM	<0.65	µg/L	0.65µg/L
034704	CIS-1,3-DICHLOROPROPENE	BP	No	EPA 8260	3/28/2016 9:05:00 AM	<0.39	µg/L	0.39µg/L
032105	DIBROMOCHLOROMETHANE	BP	No	EPA 8260	3/28/2016 9:05:00 AM	<0.31	µg/L	0.31µg/L
077596	DIBROMOMETHANE	BP	No	EPA 8260	3/28/2016 9:05:00 AM	<0.46	µg/L	0.46µg/L
034423	DICHLOROMETHANE	BP	No	EPA 8260	3/28/2016 9:05:00 AM	<4	µg/L	4µg/L
034371	ETHYLBENZENE	BP	No	EPA 8260	3/28/2016 9:05:00 AM	2.5	µg/L	0.44µg/L
081595	METHYL ETHYL KETONE	BP	No	EPA 8260	3/28/2016 9:05:00 AM	<8.4	µg/L	8.4µg/L
077424	METHYL IODIDE	BP	No	EPA 8260	3/28/2016 9:05:00 AM	<2.5	µg/L	2.5µg/L
077128	STYRENE	BP	No	EPA 8260	3/28/2016 9:05:00 AM	<0.98	µg/L	0.98µg/L
034475	TETRACHLOROETHENE	BP	No	EPA 8260	3/28/2016 9:05:00 AM	<0.5	µg/L	0.5µg/L
034010	TOLUENE	BP	No	EPA 8260	3/28/2016 9:05:00 AM	<0.51	µg/L	0.51µg/L
034546	TRANS-1,2-DICHLOROETHENE	BP	No	EPA 8260	3/28/2016 9:05:00 AM	<0.67	µg/L	0.67µg/L
034699	TRANS-1,3-DICHLOROPROPENE	BP	No	EPA 8260	3/28/2016 9:05:00 AM	<0.27	µg/L	0.27µg/L
039180	TRICHLOROETHENE	BP	No	EPA 8260	3/28/2016 9:05:00 AM	<0.61	µg/L	0.61µg/L
034488	TRICHLOROFLUOROMETHANE	BP	No	EPA 8260	3/28/2016 9:05:00 AM	<2.5	µg/L	2.5µg/L
077057	VINYL ACETATE	BP	No	EPA 8260	3/28/2016 9:05:00 AM	<1.5	µg/L	1.5µg/L
039175	VINYL CHLORIDE	BP	No	EPA 8260	3/28/2016 9:05:00 AM	<0.71	µg/L	0.71µg/L
034020	XYLENES	BP	No	EPA 8260	3/28/2016 9:05:00 AM	0.77 I	µg/L	0.5µg/L
070300	TOTAL DISSOLVED SOLIDS	BP	No	SM18 2540 C	3/25/2016 5:17:00 PM	50	mg/L	5mg/L
046480	REDOX POTENTIAL (FIELD)	BP	No	SM18 2580 B	3/23/2016 8:48:00 AM	16.0	mV	mV

* Attach Laboratory Reports

Citrus County Central Landfill
Parameter Monitoring Report

PART III Analytical Results

Facility WACS #: **SWD/09/39859**

Test Site ID #: **22010**

Well Name: **MW-10**

Classification of Ground Water: **GII**

Ground Water Elevation (NGVD): **7.25**

Sampling Date/Time: **3/22/2016 10:40:00 AM**

Report Period: **FIRST SEMIANNUAL 2016**

Well Purged: **Yes**

Well Type:
[ ] Background [ ] Intermediate
[X] Compliance [ ] Water Supply
[ ] Detection [ ] Piezometer
[ ] Assessment [ ] Leachate
[ ] Other [ ] Surface Water

STORET CODE	PARAMETER MONITORED	SAMPLING METHOD	FIELD FILTERED	ANALYSIS METHOD	ANALYSIS DATE/TIME	ANALYSIS RESULT *	UNITS	DETECTION LIMIT/UNITS
082545	GROUNDWATER ELEVATION	BP	No	DEP-SOP	3/22/2016 10:40:00 AM	7.25	ft, NGVD	ft, NGVD
000094	CONDUCTIVITY (FIELD)	BP	No	EPA 120.1	3/22/2016 10:40:00 AM	61	µmhos/cm	µmhos/cm
000406	pH (FIELD)	BP	No	EPA 150.1	3/22/2016 10:40:00 AM	4.28	SU	SU
000010	TEMPERATURE (FIELD)	BP	No	EPA 170.1	3/22/2016 10:40:00 AM	22.6	deg C	deg C
082078	TURBIDITY (FIELD)	BP	No	EPA 180.1	3/22/2016 10:40:00 AM	48.1	NTU	NTU
000940	CHLORIDE	BP	No	EPA 300.0	4/6/2016 3:01:00 AM	5.9	mg/L	0.2mg/L
000610	AMMONIA NITROGEN	BP	No	EPA 350.1	3/25/2016 3:52:00 PM	<0.1	mg/L	0.1mg/L
000620	NITRATE NITROGEN	BP	No	EPA 353.2	3/23/2016 3:21:00 PM	<0.01	mg/L	0.01mg/L
000299	DISSOLVED OXYGEN (FIELD)	BP	No	EPA 360.1	3/22/2016 10:40:00 AM	0.87	mg/L	mg/L
001097	ANTIMONY	BP	No	EPA 6020	3/22/2016 10:40:00 AM	<0.5	ug/L	0.5ug/L
001095	ANTIMONY, DISSOLVED	BP	Yes	EPA 6020	3/22/2016 10:40:00 AM	<2.3	ug/L	2.3ug/L
001002	ARSENIC	BP	No	EPA 6020	3/22/2016 10:40:00 AM	3.1	ug/L	1.5ug/L
001000	ARSENIC, DISSOLVED	BP	Yes	EPA 6020	3/22/2016 10:40:00 AM	1.9 I	ug/L	1.3ug/L
001007	BARIUM	BP	No	EPA 6020	3/31/2016 10:19:00 PM	200	µg/L	0.61µg/L
001005	BARIUM, DISSOLVED	BP	Yes	EPA 6020	3/31/2016 10:26:00 PM	27	µg/L	1.3µg/L
001012	BERYLLIUM	BP	No	EPA 6020	3/22/2016 10:40:00 AM	0.18 I	ug/L	0.17ug/L
001010	BERYLLIUM, DISSOLVED	BP	Yes	EPA 6020	3/22/2016 10:40:00 AM	<0.25	ug/L	0.25ug/L
001027	CADMIUM	BP	No	EPA 6020	3/22/2016 10:40:00 AM	0.54	ug/L	0.15ug/L
001025	CADMIUM, DISSOLVED	BP	Yes	EPA 6020	3/22/2016 10:40:00 AM	<0.095	ug/L	0.095ug/L
001034	CHROMIUM	BP	No	EPA 6020	3/22/2016 10:40:00 AM	15	ug/L	1.6ug/L
001030	CHROMIUM, DISSOLVED	BP	Yes	EPA 6020	3/22/2016 10:40:00 AM	<2.5	ug/L	2.5ug/L
001037	COBALT	BP	No	EPA 6020	3/22/2016 10:40:00 AM	0.6	ug/L	0.12ug/L
001035	COBALT, DISSOLVED	BP	Yes	EPA 6020	3/22/2016 10:40:00 AM	0.46 I	ug/L	0.15ug/L
001042	COPPER	BP	No	EPA 6020	3/22/2016 10:40:00 AM	2.1 I	ug/L	1.7ug/L
001040	COPPER, DISSOLVED	BP	Yes	EPA 6020	3/22/2016 10:40:00 AM	1.3 I	ug/L	1.1ug/L
001045	IRON	BP	No	EPA 6020	3/22/2016 10:40:00 AM	5800	ug/L	25ug/L
001046	IRON, DISSOLVED	BP	Yes	EPA 6020	3/22/2016 10:40:00 AM	4300	ug/L	33ug/L
001051	LEAD	BP	No	EPA 6020	3/22/2016 10:40:00 AM	7.6	ug/L	0.98ug/L
001049	LEAD, DISSOLVED	BP	Yes	EPA 6020	3/22/2016 10:40:00 AM	0.92 I	ug/L	0.2ug/L
001067	NICKEL	BP	No	EPA 6020	3/22/2016 10:40:00 AM	4.7 I	ug/L	1.9ug/L
001065	NICKEL, DISSOLVED	BP	Yes	EPA 6020	3/22/2016 10:40:00 AM	<2	ug/L	2ug/L
001147	SELENIUM	BP	No	EPA 6020	3/22/2016 10:40:00 AM	<1	ug/L	1ug/L
001145	SELENIUM, DISSOLVED	BP	Yes	EPA 6020	3/22/2016 10:40:00 AM	<1	ug/L	1ug/L
001077	SILVER	BP	No	EPA 6020	3/22/2016 10:40:00 AM	0.25 I	ug/L	0.1ug/L
001075	SILVER, DISSOLVED	BP	Yes	EPA 6020	3/22/2016 10:40:00 AM	<0.25	ug/L	0.25ug/L
000929	SODIUM	BP	No	EPA 6020	3/22/2016 10:40:00 AM	6.8	mg/L	0.17mg/L
000930	SODIUM, DISSOLVED	BP	Yes	EPA 6020	3/22/2016 10:40:00 AM	6.1	mg/L	0.25mg/L
001059	THALLIUM	BP	No	EPA 6020	3/22/2016 10:40:00 AM	<0.49	ug/L	0.49ug/L
001057	THALLIUM, DISSOLVED	BP	Yes	EPA 6020	3/22/2016 10:40:00 AM	<0.5	ug/L	0.5ug/L
001087	VANADIUM	BP	No	EPA 6020	3/22/2016 10:40:00 AM	<5.3	ug/L	5.3ug/L
001085	VANADIUM, DISSOLVED	BP	Yes	EPA 6020	3/22/2016 10:40:00 AM	<3.8	ug/L	3.8ug/L
001092	ZINC	BP	No	EPA 6020	3/22/2016 10:40:00 AM	<9.6	ug/L	9.6ug/L
001090	ZINC, DISSOLVED	BP	Yes	EPA 6020	3/22/2016 10:40:00 AM	<8.3	ug/L	8.3ug/L
071900	MERCURY	BP	No	EPA 7470	3/30/2016 10:39:00 AM	<0.08	µg/L	0.08 µg/L
071890	MERCURY, DISSOLVED	BP	Yes	EPA 7470	3/30/2016 10:58:00 AM	<0.091	µg/L	0.091µg/L

* Attach Laboratory Reports

Citrus County Central Landfill
Parameter Monitoring Report

PART III Analytical Results

Facility WACS #: **SWD/09/39859**

Test Site ID #: **22010**

Well Name: **MW-10**

Classification of Ground Water: **GII**

Ground Water Elevation (NGVD): **7.25**

Sampling Date/Time: **3/22/2016 10:40:00 AM**

Report Period: **FIRST SEMIANNUAL 2016**

Well Purged: **Yes**

Well Type:
[ ] Background [ ] Intermediate
[X] Compliance [ ] Water Supply
[ ] Detection [ ] Piezometer
[ ] Assessment [ ] Leachate
[ ] Other [ ] Surface Water

STORET CODE	PARAMETER MONITORED	SAMPLING METHOD	FIELD FILTERED	ANALYSIS METHOD	ANALYSIS DATE/TIME	ANALYSIS RESULT *	UNITS	DETECTION LIMIT/UNITS
077443	1,2,3-TRICHLOROPROPANE	BP	No	EPA 8011	3/24/2016 4:30:00 PM	<0.088	µg/L	0.088µg/L
049146	1,2-DIBROMO-3-CHLOROPROPANE	BP	No	EPA 8011	3/24/2016 4:30:00 PM	<0.0049	µg/L	0.0049µg/L
077651	1,2-DIBROMOETHANE (EDB)	BP	No	EPA 8011	3/24/2016 4:30:00 PM	<0.0022	µg/L	0.0022µg/L
049263	(E)-1,4-DICHLORO-2-BUTENE	BP	No	EPA 8260	3/24/2016 1:05:00 PM	<2.5	µg/L	2.5µg/L
077562	1,1,1,2-TETRACHLOROETHANE	BP	No	EPA 8260	3/24/2016 1:05:00 PM	<0.63	µg/L	0.63µg/L
034506	1,1,1-TRICHLOROETHANE	BP	No	EPA 8260	3/24/2016 1:05:00 PM	<0.47	µg/L	0.47µg/L
034516	1,1,2,2-TETRACHLOROETHANE	BP	No	EPA 8260	3/24/2016 1:05:00 PM	<0.17	µg/L	0.17µg/L
034511	1,1,2-TRICHLOROETHANE	BP	No	EPA 8260	3/24/2016 1:05:00 PM	<0.47	µg/L	0.47µg/L
034496	1,1-DICHLOROETHANE	BP	No	EPA 8260	3/24/2016 1:05:00 PM	0.67 I	µg/L	0.52µg/L
034501	1,1-DICHLOROETHENE	BP	No	EPA 8260	3/24/2016 1:05:00 PM	<0.67	µg/L	0.67µg/L
034536	1,2-DICHLOROBENZENE	BP	No	EPA 8260	3/24/2016 1:05:00 PM	<0.49	µg/L	0.49µg/L
034531	1,2-DICHLOROETHANE	BP	No	EPA 8260	3/24/2016 1:05:00 PM	<0.57	µg/L	0.57µg/L
034541	1,2-DICHLOROPROPANE	BP	No	EPA 8260	3/24/2016 1:05:00 PM	<0.52	µg/L	0.52µg/L
034571	1,4-DICHLOROBENZENE	BP	No	EPA 8260	3/24/2016 1:05:00 PM	5.7	µg/L	0.6µg/L
077103	2-HEXANONE	BP	No	EPA 8260	3/24/2016 1:05:00 PM	<4.4	µg/L	4.4µg/L
078133	4-METHYL-2-PENTANONE	BP	No	EPA 8260	3/24/2016 1:05:00 PM	<4	µg/L	4µg/L
081552	ACETONE	BP	No	EPA 8260	3/24/2016 1:05:00 PM	<9.9	µg/L	9.9µg/L
034215	ACRYLONITRILE	BP	No	EPA 8260	3/24/2016 1:05:00 PM	<4.5	µg/L	4.5µg/L
034030	BENZENE	BP	No	EPA 8260	3/24/2016 1:05:00 PM	0.62 I	µg/L	0.5µg/L
073085	BROMOCHLOROMETHANE	BP	No	EPA 8260	3/24/2016 1:05:00 PM	<0.58	µg/L	0.58µg/L
032101	BROMODICHLOROMETHANE	BP	No	EPA 8260	3/24/2016 1:05:00 PM	<0.44	µg/L	0.44µg/L
032104	BROMOFORM	BP	No	EPA 8260	3/24/2016 1:05:00 PM	<0.63	µg/L	0.63µg/L
034413	BROMOMETHANE (METHYL BROMIDE)	BP	No	EPA 8260	3/24/2016 1:05:00 PM	<2.5	µg/L	2.5µg/L
077041	CARBON DISULFIDE	BP	No	EPA 8260	3/24/2016 1:05:00 PM	<1	µg/L	1µg/L
032102	CARBON TETRACHLORIDE	BP	No	EPA 8260	3/24/2016 1:05:00 PM	<0.43	µg/L	0.43µg/L
034301	CHLOROBENZENE	BP	No	EPA 8260	3/24/2016 1:05:00 PM	<0.63	µg/L	0.63µg/L
034311	CHLOROETHANE	BP	No	EPA 8260	3/24/2016 1:05:00 PM	<2.5	µg/L	2.5µg/L
032106	CHLOROFORM	BP	No	EPA 8260	3/24/2016 1:05:00 PM	<0.9	µg/L	0.9µg/L
034418	CHLOROMETHANE (METHYL CHLORIDE)	BP	No	EPA 8260	3/24/2016 1:05:00 PM	<1	µg/L	1µg/L
077093	CIS-1,2-DICHLOROETHENE	BP	No	EPA 8260	3/24/2016 1:05:00 PM	2.2	µg/L	0.65µg/L
034704	CIS-1,3-DICHLOROPROPENE	BP	No	EPA 8260	3/24/2016 1:05:00 PM	<0.39	µg/L	0.39µg/L
032105	DIBROMOCHLOROMETHANE	BP	No	EPA 8260	3/24/2016 1:05:00 PM	<0.31	µg/L	0.31µg/L
077596	DIBROMOMETHANE	BP	No	EPA 8260	3/24/2016 1:05:00 PM	<0.46	µg/L	0.46µg/L
034423	DICHLOROMETHANE	BP	No	EPA 8260	3/24/2016 1:05:00 PM	<4	µg/L	4µg/L
034371	ETHYLBENZENE	BP	No	EPA 8260	3/24/2016 1:05:00 PM	<0.44	µg/L	0.44µg/L
081595	METHYL ETHYL KETONE	BP	No	EPA 8260	3/24/2016 1:05:00 PM	<8.4	µg/L	8.4µg/L
077424	METHYL IODIDE	BP	No	EPA 8260	3/24/2016 1:05:00 PM	<2.5	µg/L	2.5µg/L
077128	STYRENE	BP	No	EPA 8260	3/24/2016 1:05:00 PM	<0.98	µg/L	0.98µg/L
034475	TETRACHLOROETHENE	BP	No	EPA 8260	3/24/2016 1:05:00 PM	<0.5	µg/L	0.5µg/L
034010	TOLUENE	BP	No	EPA 8260	3/24/2016 1:05:00 PM	<0.51	µg/L	0.51µg/L
034546	TRANS-1,2-DICHLOROETHENE	BP	No	EPA 8260	3/24/2016 1:05:00 PM	<0.67	µg/L	0.67µg/L
034699	TRANS-1,3-DICHLOROPROPENE	BP	No	EPA 8260	3/24/2016 1:05:00 PM	<0.27	µg/L	0.27µg/L
039180	TRICHLOROETHENE	BP	No	EPA 8260	3/24/2016 1:05:00 PM	<0.61	µg/L	0.61µg/L
034488	TRICHLOROFLUOROMETHANE	BP	No	EPA 8260	3/24/2016 1:05:00 PM	<2.5	µg/L	2.5µg/L
077057	VINYL ACETATE	BP	No	EPA 8260	3/24/2016 1:05:00 PM	<1.5	µg/L	1.5µg/L

* Attach Laboratory Reports

Citrus County Central Landfill
Parameter Monitoring Report

PART III Analytical Results

Facility WACS #: **SWD/09/39859**

Test Site ID #: **22010**

Well Name: **MW-10**

Classification of Ground Water: **GII**

Ground Water Elevation (NGVD): **7.25**

Sampling Date/Time: **3/22/2016 10:40:00 AM**

Report Period: **FIRST SEMIANNUAL 2016**

Well Purged: **Yes**

Well Type:

[ ]	Background	[ ]	Intermediate
[X]	Compliance	[ ]	Water Supply
[ ]	Detection	[ ]	Piezometer
[ ]	Assessment	[ ]	Leachate
[ ]	Other	[ ]	Surface Water

STORET CODE	PARAMETER MONITORED	SAMPLING METHOD	FIELD FILTERED	ANALYSIS METHOD	ANALYSIS DATE/TIME	ANALYSIS RESULT *	UNITS	DETECTION LIMIT/UNITS
039175	VINYL CHLORIDE	BP	No	EPA 8260	3/24/2016 1:05:00 PM	0.86 I	µg/L	0.71µg/L
034020	XYLENES	BP	No	EPA 8260	3/24/2016 1:05:00 PM	1.5 I	µg/L	0.5µg/L
070300	TOTAL DISSOLVED SOLIDS	BP	No	SM18 2540 C	3/25/2016 5:17:00 PM	22	mg/L	5mg/L
046480	REDOX POTENTIAL (FIELD)	BP	No	SM18 2580 B	3/22/2016 10:40:00 AM	35.5	mV	mV

* Attach Laboratory Reports

Citrus County Central Landfill
Parameter Monitoring Report

PART III Analytical Results

Facility WACS #: **SWD/09/39859**

Test Site ID #: **22011**

Well Name: **MW-11**

Classification of Ground Water: **GII**

Ground Water Elevation (NGVD): **5.64**

Sampling Date/Time: **3/24/2016 9:02:00 AM**

Report Period: **FIRST SEMIANNUAL 2016**

Well Purged: **Yes**

Well Type:
[ ] Background [ ] Intermediate
[X] Compliance [ ] Water Supply
[ ] Detection [ ] Piezometer
[ ] Assessment [ ] Leachate
[ ] Other [ ] Surface Water

STORET CODE	PARAMETER MONITORED	SAMPLING METHOD	FIELD FILTERED	ANALYSIS METHOD	ANALYSIS DATE/TIME	ANALYSIS RESULT *	UNITS	DETECTION LIMIT/UNITS
082545	GROUNDWATER ELEVATION	BP	No	DEP-SOP	3/24/2016 9:02:00 AM	5.64	ft, NGVD	ft, NGVD
000094	CONDUCTIVITY (FIELD)	BP	No	EPA 120.1	3/24/2016 9:02:00 AM	505	µmhos/cm	µmhos/cm
000406	pH (FIELD)	BP	No	EPA 150.1	3/24/2016 9:02:00 AM	6.89	SU	SU
000010	TEMPERATURE (FIELD)	BP	No	EPA 170.1	3/24/2016 9:02:00 AM	23.2	deg C	deg C
082078	TURBIDITY (FIELD)	BP	No	EPA 180.1	3/24/2016 9:02:00 AM	2.32	NTU	NTU
000940	CHLORIDE	BP	No	EPA 300.0	4/5/2016 1:41:00 PM	7.7	mg/L	0.2mg/L
000610	AMMONIA NITROGEN	BP	No	EPA 350.1	3/30/2016 5:05:00 PM	<0.1	mg/L	0.1mg/L
000620	NITRATE NITROGEN	BP	No	EPA 353.2	3/25/2016 12:45:00 PM	0.37	mg/L	0.01mg/L
000299	DISSOLVED OXYGEN (FIELD)	BP	No	EPA 360.1	3/24/2016 9:02:00 AM	0.74	mg/L	mg/L
001097	ANTIMONY	BP	No	EPA 6020	4/2/2016 2:07:00 AM	<0.5	µg/L	0.5µg/L
001002	ARSENIC	BP	No	EPA 6020	4/2/2016 2:07:00 AM	<1.5	µg/L	1.5µg/L
001007	BARIUM	BP	No	EPA 6020	4/2/2016 2:07:00 AM	33	µg/L	0.61µg/L
001012	BERYLLIUM	BP	No	EPA 6020	4/2/2016 2:07:00 AM	<0.17	µg/L	0.17µg/L
001027	CADMIUM	BP	No	EPA 6020	4/2/2016 2:07:00 AM	<0.15	µg/L	0.15µg/L
001034	CHROMIUM	BP	No	EPA 6020	4/2/2016 2:07:00 AM	<1.6	µg/L	1.6µg/L
001037	COBALT	BP	No	EPA 6020	4/2/2016 2:07:00 AM	0.14 I	µg/L	0.12µg/L
001042	COPPER	BP	No	EPA 6020	4/2/2016 2:07:00 AM	<1.7	µg/L	1.7µg/L
001045	IRON	BP	No	EPA 6020	4/2/2016 2:07:00 AM	56 I	µg/L	25µg/L
001051	LEAD	BP	No	EPA 6020	4/2/2016 2:07:00 AM	<0.98	µg/L	0.98µg/L
001067	NICKEL	BP	No	EPA 6020	4/2/2016 2:07:00 AM	3.3 I	µg/L	1.9µg/L
001147	SELENIUM	BP	No	EPA 6020	4/2/2016 2:07:00 AM	<1	µg/L	1µg/L
001077	SILVER	BP	No	EPA 6020	4/2/2016 2:07:00 AM	<0.1	µg/L	0.1µg/L
000929	SODIUM	BP	No	EPA 6020	4/2/2016 2:07:00 AM	5.2	mg/L	0.17mg/L
001059	THALLIUM	BP	No	EPA 6020	4/2/2016 2:07:00 AM	1.9	µg/L	0.49µg/L
001087	VANADIUM	BP	No	EPA 6020	4/2/2016 2:07:00 AM	<5.3	µg/L	5.3µg/L
001092	ZINC	BP	No	EPA 6020	4/2/2016 2:07:00 AM	<9.6	µg/L	9.6µg/L
071900	MERCURY	BP	No	EPA 7470	3/30/2016 11:31:00 AM	<0.08	µg/L	0.08µg/L
077443	1,2,3-TRICHLOROPROPANE	BP	No	EPA 8011	3/31/2016 2:56:00 PM	<0.088	µg/L	0.088µg/L
049146	1,2-DIBROMO-3-CHLOROPROPANE	BP	No	EPA 8011	3/31/2016 2:56:00 PM	<0.0049	µg/L	0.0049µg/L
077651	1,2-DIBROMOETHANE (EDB)	BP	No	EPA 8011	3/31/2016 2:56:00 PM	<0.0021	µg/L	0.0021µg/L
049263	(E)-1,4-DICHLORO-2-BUTENE	BP	No	EPA 8260	3/28/2016 12:22:00 PM	<2.5	µg/L	2.5µg/L
077562	1,1,1,2-TETRACHLOROETHANE	BP	No	EPA 8260	3/28/2016 12:22:00 PM	<0.63	µg/L	0.63µg/L
034506	1,1,1-TRICHLOROETHANE	BP	No	EPA 8260	3/28/2016 12:22:00 PM	<0.47	µg/L	0.47µg/L
034516	1,1,2,2-TETRACHLOROETHANE	BP	No	EPA 8260	3/28/2016 12:22:00 PM	<0.17	µg/L	0.17µg/L
034511	1,1,2-TRICHLOROETHANE	BP	No	EPA 8260	3/28/2016 12:22:00 PM	<0.47	µg/L	0.47µg/L
034496	1,1-DICHLOROETHANE	BP	No	EPA 8260	3/28/2016 12:22:00 PM	<0.52	µg/L	0.52µg/L
034501	1,1-DICHLOROETHENE	BP	No	EPA 8260	3/28/2016 12:22:00 PM	<0.67	µg/L	0.67µg/L
034536	1,2-DICHLOROBENZENE	BP	No	EPA 8260	3/28/2016 12:22:00 PM	<0.49	µg/L	0.49µg/L
034531	1,2-DICHLOROETHANE	BP	No	EPA 8260	3/28/2016 12:22:00 PM	<0.57	µg/L	0.57µg/L
034541	1,2-DICHLOROPROPANE	BP	No	EPA 8260	3/28/2016 12:22:00 PM	<0.52	µg/L	0.52µg/L
034571	1,4-DICHLOROBENZENE	BP	No	EPA 8260	3/28/2016 12:22:00 PM	<0.6	µg/L	0.6µg/L
077103	2-HEXANONE	BP	No	EPA 8260	3/28/2016 12:22:00 PM	<4.4	µg/L	4.4µg/L
078133	4-METHYL-2-PENTANONE	BP	No	EPA 8260	3/28/2016 12:22:00 PM	<4	µg/L	4µg/L
081552	ACETONE	BP	No	EPA 8260	3/28/2016 12:22:00 PM	<9.9	µg/L	9.9µg/L
034215	ACRYLONITRILE	BP	No	EPA 8260	3/28/2016 12:22:00 PM	<4.5	µg/L	4.5µg/L

* Attach Laboratory Reports

Citrus County Central Landfill
Parameter Monitoring Report

PART III Analytical Results

Facility WACS #: **SWD/09/39859**

Test Site ID #: **22011**

Well Name: **MW-11**

Classification of Ground Water: **GII**

Ground Water Elevation (NGVD): **5.64**

Sampling Date/Time: **3/24/2016 9:02:00 AM**

Report Period: **FIRST SEMIANNUAL 2016**

Well Purged: **Yes**

Well Type:

[ ]	Background	[ ]	Intermediate
[X]	Compliance	[ ]	Water Supply
[ ]	Detection	[ ]	Piezometer
[ ]	Assessment	[ ]	Leachate
[ ]	Other	[ ]	Surface Water

STORET CODE	PARAMETER MONITORED	SAMPLING METHOD	FIELD FILTERED	ANALYSIS METHOD	ANALYSIS DATE/TIME	ANALYSIS RESULT *	UNITS	DETECTION LIMIT/UNITS
034030	BENZENE	BP	No	EPA 8260	3/28/2016 12:22:00 PM	<0.5	µg/L	0.5µg/L
073085	BROMOCHLOROMETHANE	BP	No	EPA 8260	3/28/2016 12:22:00 PM	<0.58	µg/L	0.58µg/L
032101	BROMODICHLOROMETHANE	BP	No	EPA 8260	3/28/2016 12:22:00 PM	<0.44	µg/L	0.44µg/L
032104	BROMOFORM	BP	No	EPA 8260	3/28/2016 12:22:00 PM	<0.63	µg/L	0.63µg/L
034413	BROMOMETHANE (METHYL BROMIDE)	BP	No	EPA 8260	3/28/2016 12:22:00 PM	<2.5	µg/L	2.5µg/L
077041	CARBON DISULFIDE	BP	No	EPA 8260	3/28/2016 12:22:00 PM	<1	µg/L	1µg/L
032102	CARBON TETRACHLORIDE	BP	No	EPA 8260	3/28/2016 12:22:00 PM	<0.43	µg/L	0.43µg/L
034301	CHLOROBENZENE	BP	No	EPA 8260	3/28/2016 12:22:00 PM	<0.63	µg/L	0.63µg/L
034311	CHLOROETHANE	BP	No	EPA 8260	3/28/2016 12:22:00 PM	<2.5	µg/L	2.5µg/L
032106	CHLOROFORM	BP	No	EPA 8260	3/28/2016 12:22:00 PM	<0.9	µg/L	0.9µg/L
034418	CHLOROMETHANE (METHYL CHLORIDE)	BP	No	EPA 8260	3/28/2016 12:22:00 PM	<1	µg/L	1µg/L
077093	CIS-1,2-DICHLOROETHENE	BP	No	EPA 8260	3/28/2016 12:22:00 PM	<0.65	µg/L	0.65µg/L
034704	CIS-1,3-DICHLOROPROPENE	BP	No	EPA 8260	3/28/2016 12:22:00 PM	<0.39	µg/L	0.39µg/L
032105	DIBROMOCHLOROMETHANE	BP	No	EPA 8260	3/28/2016 12:22:00 PM	<0.31	µg/L	0.31µg/L
077596	DIBROMOMETHANE	BP	No	EPA 8260	3/28/2016 12:22:00 PM	<0.46	µg/L	0.46µg/L
034423	DICHLOROMETHANE	BP	No	EPA 8260	3/28/2016 12:22:00 PM	<4	µg/L	4µg/L
034371	ETHYLBENZENE	BP	No	EPA 8260	3/28/2016 12:22:00 PM	<0.44	µg/L	0.44µg/L
081595	METHYL ETHYL KETONE	BP	No	EPA 8260	3/28/2016 12:22:00 PM	<8.4	µg/L	8.4µg/L
077424	METHYL IODIDE	BP	No	EPA 8260	3/28/2016 12:22:00 PM	<2.5	µg/L	2.5µg/L
077128	STYRENE	BP	No	EPA 8260	3/28/2016 12:22:00 PM	<0.98	µg/L	0.98µg/L
034475	TETRACHLOROETHENE	BP	No	EPA 8260	3/28/2016 12:22:00 PM	<0.5	µg/L	0.5µg/L
034010	TOLUENE	BP	No	EPA 8260	3/28/2016 12:22:00 PM	<0.51	µg/L	0.51µg/L
034546	TRANS-1,2-DICHLOROETHENE	BP	No	EPA 8260	3/28/2016 12:22:00 PM	<0.67	µg/L	0.67µg/L
034699	TRANS-1,3-DICHLOROPROPENE	BP	No	EPA 8260	3/28/2016 12:22:00 PM	<0.27	µg/L	0.27µg/L
039180	TRICHLOROETHENE	BP	No	EPA 8260	3/28/2016 12:22:00 PM	<0.61	µg/L	0.61µg/L
034488	TRICHLOROFLUOROMETHANE	BP	No	EPA 8260	3/28/2016 12:22:00 PM	<2.5	µg/L	2.5µg/L
077057	VINYL ACETATE	BP	No	EPA 8260	3/28/2016 12:22:00 PM	<1.5	µg/L	1.5µg/L
039175	VINYL CHLORIDE	BP	No	EPA 8260	3/28/2016 12:22:00 PM	<0.71	µg/L	0.71µg/L
034020	XYLENES	BP	No	EPA 8260	3/28/2016 12:22:00 PM	<0.5	µg/L	0.5µg/L
070300	TOTAL DISSOLVED SOLIDS	BP	No	SM18 2540 C	3/28/2016 3:37:00 PM	260	mg/L	5mg/L
046480	REDOX POTENTIAL (FIELD)	BP	No	SM18 2580 B	3/24/2016 9:02:00 AM	38.6	mV	mV

* Attach Laboratory Reports

Citrus County Central Landfill
Parameter Monitoring Report

PART III Analytical Results

Facility WACS #: **SWD/09/39859**

Test Site ID #: **22012**

Well Name: **MW-12**

Classification of Ground Water: **GII**

Ground Water Elevation (NGVD): **5.64**

Sampling Date/Time: **3/24/2016 8:20:00 AM**

Report Period: **FIRST SEMIANNUAL 2016**

Well Purged: **Yes**

Well Type:
[ ] Background [ ] Intermediate
[X] Compliance [ ] Water Supply
[ ] Detection [ ] Piezometer
[ ] Assessment [ ] Leachate
[ ] Other [ ] Surface Water

STORET CODE	PARAMETER MONITORED	SAMPLING METHOD	FIELD FILTERED	ANALYSIS METHOD	ANALYSIS DATE/TIME	ANALYSIS RESULT *	UNITS	DETECTION LIMIT/UNITS
082545	GROUNDWATER ELEVATION	BP	No	DEP-SOP	3/24/2016 8:20:00 AM	5.64	ft, NGVD	ft, NGVD
000094	CONDUCTIVITY (FIELD)	BP	No	EPA 120.1	3/24/2016 8:20:00 AM	596	µmhos/cm	µmhos/cm
000406	pH (FIELD)	BP	No	EPA 150.1	3/24/2016 8:20:00 AM	6.74	SU	SU
000010	TEMPERATURE (FIELD)	BP	No	EPA 170.1	3/24/2016 8:20:00 AM	23.2	deg C	deg C
082078	TURBIDITY (FIELD)	BP	No	EPA 180.1	3/24/2016 8:20:00 AM	3.01	NTU	NTU
000940	CHLORIDE	BP	No	EPA 300.0	4/5/2016 1:23:00 PM	5.6	mg/L	0.2mg/L
000610	AMMONIA NITROGEN	BP	No	EPA 350.1	3/30/2016 5:05:00 PM	0.29	mg/L	0.1mg/L
000620	NITRATE NITROGEN	BP	No	EPA 353.2	3/25/2016 12:35:00 PM	<0.01	mg/L	0.01mg/L
000299	DISSOLVED OXYGEN (FIELD)	BP	No	EPA 360.1	3/24/2016 8:20:00 AM	0.98	mg/L	mg/L
001097	ANTIMONY	BP	No	EPA 6020	4/2/2016 2:02:00 AM	<0.5	µg/L	0.5µg/L
001002	ARSENIC	BP	No	EPA 6020	4/2/2016 2:02:00 AM	2.4 I	µg/L	1.5µg/L
001007	BARIUM	BP	No	EPA 6020	4/2/2016 2:02:00 AM	23	µg/L	0.61µg/L
001012	BERYLLIUM	BP	No	EPA 6020	4/2/2016 2:02:00 AM	<0.17	µg/L	0.17µg/L
001027	CADMIUM	BP	No	EPA 6020	4/2/2016 2:02:00 AM	<0.15	µg/L	0.15µg/L
001034	CHROMIUM	BP	No	EPA 6020	4/2/2016 2:02:00 AM	<1.6	µg/L	1.6µg/L
001037	COBALT	BP	No	EPA 6020	4/2/2016 2:02:00 AM	0.71	µg/L	0.12µg/L
001042	COPPER	BP	No	EPA 6020	4/2/2016 2:02:00 AM	<1.7	µg/L	1.7µg/L
001045	IRON	BP	No	EPA 6020	4/2/2016 2:02:00 AM	4200	µg/L	25µg/L
001051	LEAD	BP	No	EPA 6020	4/2/2016 2:02:00 AM	<0.98	µg/L	0.98µg/L
001067	NICKEL	BP	No	EPA 6020	4/2/2016 2:02:00 AM	2 I	µg/L	1.9µg/L
001147	SELENIUM	BP	No	EPA 6020	4/2/2016 2:02:00 AM	<1	µg/L	1µg/L
001077	SILVER	BP	No	EPA 6020	4/2/2016 2:02:00 AM	<0.1	µg/L	0.1µg/L
000929	SODIUM	BP	No	EPA 6020	4/2/2016 2:02:00 AM	4.3	mg/L	0.17mg/L
001059	THALLIUM	BP	No	EPA 6020	4/2/2016 2:02:00 AM	<0.49	µg/L	0.49µg/L
001087	VANADIUM	BP	No	EPA 6020	4/2/2016 2:02:00 AM	<5.3	µg/L	5.3µg/L
001092	ZINC	BP	No	EPA 6020	4/2/2016 2:02:00 AM	<9.6	µg/L	9.6µg/L
071900	MERCURY	BP	No	EPA 7470	3/30/2016 11:28:00 AM	<0.08	µg/L	0.08µg/L
077443	1,2,3-TRICHLOROPROPANE	BP	No	EPA 8011	3/31/2016 2:46:00 PM	<0.089	µg/L	0.089µg/L
049146	1,2-DIBROMO-3-CHLOROPROPANE	BP	No	EPA 8011	3/31/2016 2:46:00 PM	<0.005	µg/L	0.005µg/L
077651	1,2-DIBROMOETHANE (EDB)	BP	No	EPA 8011	3/31/2016 2:46:00 PM	<0.0022	µg/L	0.0022µg/L
049263	(E)-1,4-DICHLORO-2-BUTENE	BP	No	EPA 8260	3/28/2016 12:05:00 PM	<2.5	µg/L	2.5µg/L
077562	1,1,1,2-TETRACHLOROETHANE	BP	No	EPA 8260	3/28/2016 12:05:00 PM	<0.63	µg/L	0.63µg/L
034506	1,1,1-TRICHLOROETHANE	BP	No	EPA 8260	3/28/2016 12:05:00 PM	<0.47	µg/L	0.47µg/L
034516	1,1,2,2-TETRACHLOROETHANE	BP	No	EPA 8260	3/28/2016 12:05:00 PM	<0.17	µg/L	0.17µg/L
034511	1,1,2-TRICHLOROETHANE	BP	No	EPA 8260	3/28/2016 12:05:00 PM	<0.47	µg/L	0.47µg/L
034496	1,1-DICHLOROETHANE	BP	No	EPA 8260	3/28/2016 12:05:00 PM	<0.52	µg/L	0.52µg/L
034501	1,1-DICHLOROETHENE	BP	No	EPA 8260	3/28/2016 12:05:00 PM	<0.67	µg/L	0.67µg/L
034536	1,2-DICHLOROBENZENE	BP	No	EPA 8260	3/28/2016 12:05:00 PM	<0.49	µg/L	0.49µg/L
034531	1,2-DICHLOROETHANE	BP	No	EPA 8260	3/28/2016 12:05:00 PM	<0.57	µg/L	0.57µg/L
034541	1,2-DICHLOROPROPANE	BP	No	EPA 8260	3/28/2016 12:05:00 PM	<0.52	µg/L	0.52µg/L
034571	1,4-DICHLOROBENZENE	BP	No	EPA 8260	3/28/2016 12:05:00 PM	0.85 I	µg/L	0.6µg/L
077103	2-HEXANONE	BP	No	EPA 8260	3/28/2016 12:05:00 PM	<4.4	µg/L	4.4µg/L
078133	4-METHYL-2-PENTANONE	BP	No	EPA 8260	3/28/2016 12:05:00 PM	<4	µg/L	4µg/L
081552	ACETONE	BP	No	EPA 8260	3/28/2016 12:05:00 PM	<9.9	µg/L	9.9µg/L
034215	ACRYLONITRILE	BP	No	EPA 8260	3/28/2016 12:05:00 PM	<4.5	µg/L	4.5µg/L

* Attach Laboratory Reports

Citrus County Central Landfill
Parameter Monitoring Report

PART III Analytical Results

Facility WACS #: **SWD/09/39859**

Test Site ID #: **22012**

Well Name: **MW-12**

Classification of Ground Water: **GII**

Ground Water Elevation (NGVD): **5.64**

Sampling Date/Time: **3/24/2016 8:20:00 AM**

Report Period: **FIRST SEMIANNUAL 2016**

Well Purged: **Yes**

Well Type:

[ ]	Background	[ ]	Intermediate
[X]	Compliance	[ ]	Water Supply
[ ]	Detection	[ ]	Piezometer
[ ]	Assessment	[ ]	Leachate
[ ]	Other	[ ]	Surface Water

STORET CODE	PARAMETER MONITORED	SAMPLING METHOD	FIELD FILTERED	ANALYSIS METHOD	ANALYSIS DATE/TIME	ANALYSIS RESULT *	UNITS	DETECTION LIMIT/UNITS
034030	BENZENE	BP	No	EPA 8260	3/28/2016 12:05:00 PM	<0.5	µg/L	0.5µg/L
073085	BROMOCHLOROMETHANE	BP	No	EPA 8260	3/28/2016 12:05:00 PM	<0.58	µg/L	0.58µg/L
032101	BROMODICHLOROMETHANE	BP	No	EPA 8260	3/28/2016 12:05:00 PM	<0.44	µg/L	0.44µg/L
032104	BROMOFORM	BP	No	EPA 8260	3/28/2016 12:05:00 PM	<0.63	µg/L	0.63µg/L
034413	BROMOMETHANE (METHYL BROMIDE)	BP	No	EPA 8260	3/28/2016 12:05:00 PM	<2.5	µg/L	2.5µg/L
077041	CARBON DISULFIDE	BP	No	EPA 8260	3/28/2016 12:05:00 PM	<1	µg/L	1µg/L
032102	CARBON TETRACHLORIDE	BP	No	EPA 8260	3/28/2016 12:05:00 PM	<0.43	µg/L	0.43µg/L
034301	CHLOROBENZENE	BP	No	EPA 8260	3/28/2016 12:05:00 PM	<0.63	µg/L	0.63µg/L
034311	CHLOROETHANE	BP	No	EPA 8260	3/28/2016 12:05:00 PM	<2.5	µg/L	2.5µg/L
032106	CHLOROFORM	BP	No	EPA 8260	3/28/2016 12:05:00 PM	<0.9	µg/L	0.9µg/L
034418	CHLOROMETHANE (METHYL CHLORIDE)	BP	No	EPA 8260	3/28/2016 12:05:00 PM	<1	µg/L	1µg/L
077093	CIS-1,2-DICHLOROETHENE	BP	No	EPA 8260	3/28/2016 12:05:00 PM	<0.65	µg/L	0.65µg/L
034704	CIS-1,3-DICHLOROPROPENE	BP	No	EPA 8260	3/28/2016 12:05:00 PM	<0.39	µg/L	0.39µg/L
032105	DIBROMOCHLOROMETHANE	BP	No	EPA 8260	3/28/2016 12:05:00 PM	<0.31	µg/L	0.31µg/L
077596	DIBROMOMETHANE	BP	No	EPA 8260	3/28/2016 12:05:00 PM	<0.46	µg/L	0.46µg/L
034423	DICHLOROMETHANE	BP	No	EPA 8260	3/28/2016 12:05:00 PM	<4	µg/L	4µg/L
034371	ETHYLBENZENE	BP	No	EPA 8260	3/28/2016 12:05:00 PM	<0.44	µg/L	0.44µg/L
081595	METHYL ETHYL KETONE	BP	No	EPA 8260	3/28/2016 12:05:00 PM	<8.4	µg/L	8.4µg/L
077424	METHYL IODIDE	BP	No	EPA 8260	3/28/2016 12:05:00 PM	<2.5	µg/L	2.5µg/L
077128	STYRENE	BP	No	EPA 8260	3/28/2016 12:05:00 PM	<0.98	µg/L	0.98µg/L
034475	TETRACHLOROETHENE	BP	No	EPA 8260	3/28/2016 12:05:00 PM	<0.5	µg/L	0.5µg/L
034010	TOLUENE	BP	No	EPA 8260	3/28/2016 12:05:00 PM	<0.51	µg/L	0.51µg/L
034546	TRANS-1,2-DICHLOROETHENE	BP	No	EPA 8260	3/28/2016 12:05:00 PM	<0.67	µg/L	0.67µg/L
034699	TRANS-1,3-DICHLOROPROPENE	BP	No	EPA 8260	3/28/2016 12:05:00 PM	<0.27	µg/L	0.27µg/L
039180	TRICHLOROETHENE	BP	No	EPA 8260	3/28/2016 12:05:00 PM	<0.61	µg/L	0.61µg/L
034488	TRICHLOROFLUOROMETHANE	BP	No	EPA 8260	3/28/2016 12:05:00 PM	<2.5	µg/L	2.5µg/L
077057	VINYL ACETATE	BP	No	EPA 8260	3/28/2016 12:05:00 PM	<1.5	µg/L	1.5µg/L
039175	VINYL CHLORIDE	BP	No	EPA 8260	3/28/2016 12:05:00 PM	<0.71	µg/L	0.71µg/L
034020	XYLENES	BP	No	EPA 8260	3/28/2016 12:05:00 PM	<0.5	µg/L	0.5µg/L
070300	TOTAL DISSOLVED SOLIDS	BP	No	SM18 2540 C	3/28/2016 3:37:00 PM	310	mg/L	5mg/L
046480	REDOX POTENTIAL (FIELD)	BP	No	SM18 2580 B	3/24/2016 8:20:00 AM	-63.7	mV	mV

* Attach Laboratory Reports

Citrus County Central Landfill
Parameter Monitoring Report

PART III Analytical Results

Facility WACS #: SWD/09/39859

Test Site ID #: 22013

Well Name: MW-13

Classification of Ground Water: GII

Ground Water Elevation (NGVD): 6.25

Sampling Date/Time: 3/23/2016 3:27:00 PM

Report Period: FIRST SEMIANNUAL 2016

Well Purged: Yes

Well Type:
[ ] Background [ ] Intermediate
[X] Compliance [ ] Water Supply
[ ] Detection [ ] Piezometer
[ ] Assessment [ ] Leachate
[ ] Other [ ] Surface Water

STORET CODE	PARAMETER MONITORED	SAMPLING METHOD	FIELD FILTERED	ANALYSIS METHOD	ANALYSIS DATE/TIME	ANALYSIS RESULT *	UNITS	DETECTION LIMIT/UNITS
082545	GROUNDWATER ELEVATION	BP	No	DEP-SOP	3/23/2016 3:27:00 PM	6.25	ft, NGVD	ft, NGVD
000094	CONDUCTIVITY (FIELD)	BP	No	EPA 120.1	3/23/2016 3:27:00 PM	49	µmhos/cm	µmhos/cm
000406	pH (FIELD)	BP	No	EPA 150.1	3/23/2016 3:27:00 PM	5.04	SU	SU
000010	TEMPERATURE (FIELD)	BP	No	EPA 170.1	3/23/2016 3:27:00 PM	23.6	deg C	deg C
082078	TURBIDITY (FIELD)	BP	No	EPA 180.1	3/23/2016 3:27:00 PM	3.41	NTU	NTU
000940	CHLORIDE	BP	No	EPA 300.0	4/5/2016 6:54:00 PM	5	mg/L	0.2mg/L
000610	AMMONIA NITROGEN	BP	No	EPA 350.1	3/25/2016 3:59:00 PM	<0.1	mg/L	0.1mg/L
000620	NITRATE NITROGEN	BP	No	EPA 353.2	3/24/2016 4:34:00 PM	0.013 I	mg/L	0.01mg/L
000299	DISSOLVED OXYGEN (FIELD)	BP	No	EPA 360.1	3/23/2016 3:27:00 PM	0.68	mg/L	mg/L
001097	ANTIMONY	BP	No	EPA 6020	4/2/2016 1:06:00 AM	<0.5	µg/L	0.5µg/L
001002	ARSENIC	BP	No	EPA 6020	4/2/2016 1:06:00 AM	4.4	µg/L	1.5µg/L
001007	BARIUM	BP	No	EPA 6020	4/2/2016 1:06:00 AM	6.1	µg/L	0.61µg/L
001012	BERYLLIUM	BP	No	EPA 6020	4/2/2016 1:06:00 AM	<0.17	µg/L	0.17µg/L
001027	CADMIUM	BP	No	EPA 6020	4/2/2016 1:06:00 AM	<0.15	µg/L	0.15µg/L
001034	CHROMIUM	BP	No	EPA 6020	4/2/2016 1:06:00 AM	<1.6	µg/L	1.6µg/L
001037	COBALT	BP	No	EPA 6020	4/2/2016 1:06:00 AM	5.3	µg/L	0.12µg/L
001042	COPPER	BP	No	EPA 6020	4/2/2016 1:06:00 AM	<1.7	µg/L	1.7µg/L
001045	IRON	BP	No	EPA 6020	4/2/2016 1:06:00 AM	2900	µg/L	25µg/L
001051	LEAD	BP	No	EPA 6020	4/2/2016 1:06:00 AM	<0.98	µg/L	0.98µg/L
001067	NICKEL	BP	No	EPA 6020	4/2/2016 1:06:00 AM	2.9 I	µg/L	1.9µg/L
001147	SELENIUM	BP	No	EPA 6020	4/2/2016 1:06:00 AM	<1	µg/L	1µg/L
001077	SILVER	BP	No	EPA 6020	4/2/2016 1:06:00 AM	<0.1	µg/L	0.1µg/L
000929	SODIUM	BP	No	EPA 6020	4/2/2016 1:06:00 AM	2.8	mg/L	0.17mg/L
001059	THALLIUM	BP	No	EPA 6020	4/2/2016 1:06:00 AM	<0.49	µg/L	0.49µg/L
001087	VANADIUM	BP	No	EPA 6020	4/2/2016 1:06:00 AM	<5.3	µg/L	5.3µg/L
001092	ZINC	BP	No	EPA 6020	4/2/2016 1:06:00 AM	<9.6	µg/L	9.6µg/L
071900	MERCURY	BP	No	EPA 7470	3/30/2016 11:19:00 AM	<0.08	µg/L	0.08µg/L
077443	1,2,3-TRICHLOROPROPANE	BP	No	EPA 8011	3/28/2016 3:44:00 PM	<0.089	µg/L	0.089µg/L
049146	1,2-DIBROMO-3-CHLOROPROPANE	BP	No	EPA 8011	3/28/2016 3:44:00 PM	<0.005	µg/L	0.005µg/L
077651	1,2-DIBROMOETHANE (EDB)	BP	No	EPA 8011	3/28/2016 3:44:00 PM	<0.0022	µg/L	0.0022µg/L
049263	(E)-1,4-DICHLORO-2-BUTENE	BP	No	EPA 8260	3/28/2016 11:47:00 AM	<2.5	µg/L	2.5µg/L
077562	1,1,1,2-TETRACHLOROETHANE	BP	No	EPA 8260	3/28/2016 11:47:00 AM	<0.63	µg/L	0.63µg/L
034506	1,1,1-TRICHLOROETHANE	BP	No	EPA 8260	3/28/2016 11:47:00 AM	<0.47	µg/L	0.47µg/L
034516	1,1,2,2-TETRACHLOROETHANE	BP	No	EPA 8260	3/28/2016 11:47:00 AM	<0.17	µg/L	0.17µg/L
034511	1,1,2-TRICHLOROETHANE	BP	No	EPA 8260	3/28/2016 11:47:00 AM	<0.47	µg/L	0.47µg/L
034496	1,1-DICHLOROETHANE	BP	No	EPA 8260	3/28/2016 11:47:00 AM	<0.52	µg/L	0.52µg/L
034501	1,1-DICHLOROETHENE	BP	No	EPA 8260	3/28/2016 11:47:00 AM	<0.67	µg/L	0.67µg/L
034536	1,2-DICHLOROBENZENE	BP	No	EPA 8260	3/28/2016 11:47:00 AM	<0.49	µg/L	0.49µg/L
034531	1,2-DICHLOROETHANE	BP	No	EPA 8260	3/28/2016 11:47:00 AM	<0.57	µg/L	0.57µg/L
034541	1,2-DICHLOROPROPANE	BP	No	EPA 8260	3/28/2016 11:47:00 AM	<0.52	µg/L	0.52µg/L
034571	1,4-DICHLOROBENZENE	BP	No	EPA 8260	3/28/2016 11:47:00 AM	<0.6	µg/L	0.6µg/L
077103	2-HEXANONE	BP	No	EPA 8260	3/28/2016 11:47:00 AM	<4.4	µg/L	4.4µg/L
078133	4-METHYL-2-PENTANONE	BP	No	EPA 8260	3/28/2016 11:47:00 AM	<4	µg/L	4µg/L
081552	ACETONE	BP	No	EPA 8260	3/28/2016 11:47:00 AM	<9.9	µg/L	9.9µg/L
034215	ACRYLONITRILE	BP	No	EPA 8260	3/28/2016 11:47:00 AM	<4.5	µg/L	4.5µg/L

* Attach Laboratory Reports

Citrus County Central Landfill
Parameter Monitoring Report

PART III Analytical Results

Facility WACS #: **SWD/09/39859**

Test Site ID #: **22013**

Well Name: **MW-13**

Classification of Ground Water: **GII**

Ground Water Elevation (NGVD): **6.25**

Sampling Date/Time: **3/23/2016 3:27:00 PM**

Report Period: **FIRST SEMIANNUAL 2016**

Well Purged: **Yes**

Well Type:

[ ]	Background	[ ]	Intermediate
[X]	Compliance	[ ]	Water Supply
[ ]	Detection	[ ]	Piezometer
[ ]	Assessment	[ ]	Leachate
[ ]	Other	[ ]	Surface Water

STORET CODE	PARAMETER MONITORED	SAMPLING METHOD	FIELD FILTERED	ANALYSIS METHOD	ANALYSIS DATE/TIME	ANALYSIS RESULT *	UNITS	DETECTION LIMIT/UNITS
034030	BENZENE	BP	No	EPA 8260	3/28/2016 11:47:00 AM	<0.5	µg/L	0.5µg/L
073085	BROMOCHLOROMETHANE	BP	No	EPA 8260	3/28/2016 11:47:00 AM	<0.58	µg/L	0.58µg/L
032101	BROMODICHLOROMETHANE	BP	No	EPA 8260	3/28/2016 11:47:00 AM	<0.44	µg/L	0.44µg/L
032104	BROMOFORM	BP	No	EPA 8260	3/28/2016 11:47:00 AM	<0.63	µg/L	0.63µg/L
034413	BROMOMETHANE (METHYL BROMIDE)	BP	No	EPA 8260	3/28/2016 11:47:00 AM	<2.5	µg/L	2.5µg/L
077041	CARBON DISULFIDE	BP	No	EPA 8260	3/28/2016 11:47:00 AM	<1	µg/L	1µg/L
032102	CARBON TETRACHLORIDE	BP	No	EPA 8260	3/28/2016 11:47:00 AM	<0.43	µg/L	0.43µg/L
034301	CHLOROBENZENE	BP	No	EPA 8260	3/28/2016 11:47:00 AM	<0.63	µg/L	0.63µg/L
034311	CHLOROETHANE	BP	No	EPA 8260	3/28/2016 11:47:00 AM	<2.5	µg/L	2.5µg/L
032106	CHLOROFORM	BP	No	EPA 8260	3/28/2016 11:47:00 AM	<0.9	µg/L	0.9µg/L
034418	CHLOROMETHANE (METHYL CHLORIDE)	BP	No	EPA 8260	3/28/2016 11:47:00 AM	<1	µg/L	1µg/L
077093	CIS-1,2-DICHLOROETHENE	BP	No	EPA 8260	3/28/2016 11:47:00 AM	<0.65	µg/L	0.65µg/L
034704	CIS-1,3-DICHLOROPROPENE	BP	No	EPA 8260	3/28/2016 11:47:00 AM	<0.39	µg/L	0.39µg/L
032105	DIBROMOCHLOROMETHANE	BP	No	EPA 8260	3/28/2016 11:47:00 AM	<0.31	µg/L	0.31µg/L
077596	DIBROMOMETHANE	BP	No	EPA 8260	3/28/2016 11:47:00 AM	<0.46	µg/L	0.46µg/L
034423	DICHLOROMETHANE	BP	No	EPA 8260	3/28/2016 11:47:00 AM	<4	µg/L	4µg/L
034371	ETHYLBENZENE	BP	No	EPA 8260	3/28/2016 11:47:00 AM	<0.44	µg/L	0.44µg/L
081595	METHYL ETHYL KETONE	BP	No	EPA 8260	3/28/2016 11:47:00 AM	<8.4	µg/L	8.4µg/L
077424	METHYL IODIDE	BP	No	EPA 8260	3/28/2016 11:47:00 AM	<2.5	µg/L	2.5µg/L
077128	STYRENE	BP	No	EPA 8260	3/28/2016 11:47:00 AM	<0.98	µg/L	0.98µg/L
034475	TETRACHLOROETHENE	BP	No	EPA 8260	3/28/2016 11:47:00 AM	<0.5	µg/L	0.5µg/L
034010	TOLUENE	BP	No	EPA 8260	3/28/2016 11:47:00 AM	<0.51	µg/L	0.51µg/L
034546	TRANS-1,2-DICHLOROETHENE	BP	No	EPA 8260	3/28/2016 11:47:00 AM	<0.67	µg/L	0.67µg/L
034699	TRANS-1,3-DICHLOROPROPENE	BP	No	EPA 8260	3/28/2016 11:47:00 AM	<0.27	µg/L	0.27µg/L
039180	TRICHLOROETHENE	BP	No	EPA 8260	3/28/2016 11:47:00 AM	<0.61	µg/L	0.61µg/L
034488	TRICHLOROFLUOROMETHANE	BP	No	EPA 8260	3/28/2016 11:47:00 AM	<2.5	µg/L	2.5µg/L
077057	VINYL ACETATE	BP	No	EPA 8260	3/28/2016 11:47:00 AM	<1.5	µg/L	1.5µg/L
039175	VINYL CHLORIDE	BP	No	EPA 8260	3/28/2016 11:47:00 AM	<0.71	µg/L	0.71µg/L
034020	XYLENES	BP	No	EPA 8260	3/28/2016 11:47:00 AM	<0.5	µg/L	0.5µg/L
070300	TOTAL DISSOLVED SOLIDS	BP	No	SM18 2540 C	3/25/2016 5:17:00 PM	24	mg/L	5mg/L
046480	REDOX POTENTIAL (FIELD)	BP	No	SM18 2580 B	3/23/2016 3:27:00 PM	11.8	mV	mV

* Attach Laboratory Reports

Citrus County Central Landfill
Parameter Monitoring Report

PART III Analytical Results

Facility WACS #: **SWD/09/39859**

Test Site ID #: **22014**

Well Name: **MW-14**

Classification of Ground Water: **GII**

Ground Water Elevation (NGVD): **5.74**

Sampling Date/Time: **3/23/2016 2:27:00 PM**

Report Period: **FIRST SEMIANNUAL 2016**

Well Purged: **Yes**

Well Type:
[ ] Background [ ] Intermediate
[X] Compliance [ ] Water Supply
[ ] Detection [ ] Piezometer
[ ] Assessment [ ] Leachate
[ ] Other [ ] Surface Water

STORET CODE	PARAMETER MONITORED	SAMPLING METHOD	FIELD FILTERED	ANALYSIS METHOD	ANALYSIS DATE/TIME	ANALYSIS RESULT *	UNITS	DETECTION LIMIT/UNITS
082545	GROUNDWATER ELEVATION	BP	No	DEP-SOP	3/23/2016 2:27:00 PM	5.74	ft, NGVD	ft, NGVD
000094	CONDUCTIVITY (FIELD)	BP	No	EPA 120.1	3/23/2016 2:27:00 PM	416	µmhos/cm	µmhos/cm
000406	pH (FIELD)	BP	No	EPA 150.1	3/23/2016 2:27:00 PM	6.67	SU	SU
000010	TEMPERATURE (FIELD)	BP	No	EPA 170.1	3/23/2016 2:27:00 PM	23.2	deg C	deg C
082078	TURBIDITY (FIELD)	BP	No	EPA 180.1	3/23/2016 2:27:00 PM	0.69	NTU	NTU
000940	CHLORIDE	BP	No	EPA 300.0	4/5/2016 6:37:00 PM	3.5	mg/L	0.2mg/L
000610	AMMONIA NITROGEN	BP	No	EPA 350.1	3/25/2016 3:23:00 PM	<0.1	mg/L	0.1mg/L
000620	NITRATE NITROGEN	BP	No	EPA 353.2	3/24/2016 4:33:00 PM	0.079	mg/L	0.01mg/L
000299	DISSOLVED OXYGEN (FIELD)	BP	No	EPA 360.1	3/23/2016 2:27:00 PM	0.56	mg/L	mg/L
001097	ANTIMONY	BP	No	EPA 6020	4/2/2016 1:01:00 AM	<0.5	µg/L	0.5µg/L
001002	ARSENIC	BP	No	EPA 6020	4/2/2016 1:01:00 AM	<1.5	µg/L	1.5µg/L
001007	BARIUM	BP	No	EPA 6020	4/2/2016 1:01:00 AM	11	µg/L	0.61µg/L
001012	BERYLLIUM	BP	No	EPA 6020	4/2/2016 1:01:00 AM	<0.17	µg/L	0.17µg/L
001027	CADMIUM	BP	No	EPA 6020	4/2/2016 1:01:00 AM	0.41 I	µg/L	0.15µg/L
001034	CHROMIUM	BP	No	EPA 6020	4/2/2016 1:01:00 AM	<1.6	µg/L	1.6µg/L
001037	COBALT	BP	No	EPA 6020	4/2/2016 1:01:00 AM	0.54	µg/L	0.12µg/L
001042	COPPER	BP	No	EPA 6020	4/2/2016 1:01:00 AM	<1.7	µg/L	1.7µg/L
001045	IRON	BP	No	EPA 6020	4/2/2016 1:01:00 AM	72 I	µg/L	25µg/L
001051	LEAD	BP	No	EPA 6020	4/2/2016 1:01:00 AM	<0.98	µg/L	0.98µg/L
001067	NICKEL	BP	No	EPA 6020	4/2/2016 1:01:00 AM	<1.9	µg/L	1.9µg/L
001147	SELENIUM	BP	No	EPA 6020	4/2/2016 1:01:00 AM	<1	µg/L	1µg/L
001077	SILVER	BP	No	EPA 6020	4/2/2016 1:01:00 AM	<0.1	µg/L	0.1µg/L
000929	SODIUM	BP	No	EPA 6020	4/2/2016 1:01:00 AM	3.9	mg/L	0.17mg/L
001059	THALLIUM	BP	No	EPA 6020	4/2/2016 1:01:00 AM	<0.49	µg/L	0.49µg/L
001087	VANADIUM	BP	No	EPA 6020	4/2/2016 1:01:00 AM	<5.3	µg/L	5.3µg/L
001092	ZINC	BP	No	EPA 6020	4/2/2016 1:01:00 AM	<9.6	µg/L	9.6µg/L
071900	MERCURY	BP	No	EPA 7470	3/30/2016 11:16:00 AM	<0.08	µg/L	0.08µg/L
077443	1,2,3-TRICHLOROPROPANE	BP	No	EPA 8011	3/28/2016 4:13:00 PM	<0.086	µg/L	0.086µg/L
049146	1,2-DIBROMO-3-CHLOROPROPANE	BP	No	EPA 8011	3/28/2016 4:13:00 PM	<0.0048	µg/L	0.0048µg/L
077651	1,2-DIBROMOETHANE (EDB)	BP	No	EPA 8011	3/28/2016 4:13:00 PM	<0.0021	µg/L	0.0021µg/L
049263	(E)-1,4-DICHLORO-2-BUTENE	BP	No	EPA 8260	3/28/2016 11:29:00 AM	<2.5	µg/L	2.5µg/L
077562	1,1,1,2-TETRACHLOROETHANE	BP	No	EPA 8260	3/28/2016 11:29:00 AM	<0.63	µg/L	0.63µg/L
034506	1,1,1-TRICHLOROETHANE	BP	No	EPA 8260	3/28/2016 11:29:00 AM	<0.47	µg/L	0.47µg/L
034516	1,1,2,2-TETRACHLOROETHANE	BP	No	EPA 8260	3/28/2016 11:29:00 AM	<0.17	µg/L	0.17µg/L
034511	1,1,2-TRICHLOROETHANE	BP	No	EPA 8260	3/28/2016 11:29:00 AM	<0.47	µg/L	0.47µg/L
034496	1,1-DICHLOROETHANE	BP	No	EPA 8260	3/28/2016 11:29:00 AM	<0.52	µg/L	0.52µg/L
034501	1,1-DICHLOROETHENE	BP	No	EPA 8260	3/28/2016 11:29:00 AM	<0.67	µg/L	0.67µg/L
034536	1,2-DICHLOROBENZENE	BP	No	EPA 8260	3/28/2016 11:29:00 AM	<0.49	µg/L	0.49µg/L
034531	1,2-DICHLOROETHANE	BP	No	EPA 8260	3/28/2016 11:29:00 AM	<0.57	µg/L	0.57µg/L
034541	1,2-DICHLOROPROPANE	BP	No	EPA 8260	3/28/2016 11:29:00 AM	<0.52	µg/L	0.52µg/L
034571	1,4-DICHLOROBENZENE	BP	No	EPA 8260	3/28/2016 11:29:00 AM	<0.6	µg/L	0.6µg/L
077103	2-HEXANONE	BP	No	EPA 8260	3/28/2016 11:29:00 AM	<4.4	µg/L	4.4µg/L
078133	4-METHYL-2-PENTANONE	BP	No	EPA 8260	3/28/2016 11:29:00 AM	<4	µg/L	4µg/L
081552	ACETONE	BP	No	EPA 8260	3/28/2016 11:29:00 AM	<9.9	µg/L	9.9µg/L
034215	ACRYLONITRILE	BP	No	EPA 8260	3/28/2016 11:29:00 AM	<4.5	µg/L	4.5µg/L

* Attach Laboratory Reports

Citrus County Central Landfill
Parameter Monitoring Report

PART III Analytical Results

Facility WACS #: **SWD/09/39859**

Test Site ID #: **22014**

Well Name: **MW-14**

Classification of Ground Water: **GII**

Ground Water Elevation (NGVD): **5.74**

Sampling Date/Time: **3/23/2016 2:27:00 PM**

Report Period: **FIRST SEMIANNUAL 2016**

Well Purged: **Yes**

Well Type:

[ ]	Background	[ ]	Intermediate
[X]	Compliance	[ ]	Water Supply
[ ]	Detection	[ ]	Piezometer
[ ]	Assessment	[ ]	Leachate
[ ]	Other	[ ]	Surface Water

STORET CODE	PARAMETER MONITORED	SAMPLING METHOD	FIELD FILTERED	ANALYSIS METHOD	ANALYSIS DATE/TIME	ANALYSIS RESULT *	UNITS	DETECTION LIMIT/UNITS
034030	BENZENE	BP	No	EPA 8260	3/28/2016 11:29:00 AM	<0.5	µg/L	0.5µg/L
073085	BROMOCHLOROMETHANE	BP	No	EPA 8260	3/28/2016 11:29:00 AM	<0.58	µg/L	0.58µg/L
032101	BROMODICHLOROMETHANE	BP	No	EPA 8260	3/28/2016 11:29:00 AM	<0.44	µg/L	0.44µg/L
032104	BROMOFORM	BP	No	EPA 8260	3/28/2016 11:29:00 AM	<0.63	µg/L	0.63µg/L
034413	BROMOMETHANE (METHYL BROMIDE)	BP	No	EPA 8260	3/28/2016 11:29:00 AM	<2.5	µg/L	2.5µg/L
077041	CARBON DISULFIDE	BP	No	EPA 8260	3/28/2016 11:29:00 AM	<1	µg/L	1µg/L
032102	CARBON TETRACHLORIDE	BP	No	EPA 8260	3/28/2016 11:29:00 AM	<0.43	µg/L	0.43µg/L
034301	CHLOROBENZENE	BP	No	EPA 8260	3/28/2016 11:29:00 AM	<0.63	µg/L	0.63µg/L
034311	CHLOROETHANE	BP	No	EPA 8260	3/28/2016 11:29:00 AM	<2.5	µg/L	2.5µg/L
032106	CHLOROFORM	BP	No	EPA 8260	3/28/2016 11:29:00 AM	<0.9	µg/L	0.9µg/L
034418	CHLOROMETHANE (METHYL CHLORIDE)	BP	No	EPA 8260	3/28/2016 11:29:00 AM	<1	µg/L	1µg/L
077093	CIS-1,2-DICHLOROETHENE	BP	No	EPA 8260	3/28/2016 11:29:00 AM	<0.65	µg/L	0.65µg/L
034704	CIS-1,3-DICHLOROPROPENE	BP	No	EPA 8260	3/28/2016 11:29:00 AM	<0.39	µg/L	0.39µg/L
032105	DIBROMOCHLOROMETHANE	BP	No	EPA 8260	3/28/2016 11:29:00 AM	<0.31	µg/L	0.31µg/L
077596	DIBROMOMETHANE	BP	No	EPA 8260	3/28/2016 11:29:00 AM	<0.46	µg/L	0.46µg/L
034423	DICHLOROMETHANE	BP	No	EPA 8260	3/28/2016 11:29:00 AM	<4	µg/L	4µg/L
034371	ETHYLBENZENE	BP	No	EPA 8260	3/28/2016 11:29:00 AM	<0.44	µg/L	0.44µg/L
081595	METHYL ETHYL KETONE	BP	No	EPA 8260	3/28/2016 11:29:00 AM	<8.4	µg/L	8.4µg/L
077424	METHYL IODIDE	BP	No	EPA 8260	3/28/2016 11:29:00 AM	<2.5	µg/L	2.5µg/L
077128	STYRENE	BP	No	EPA 8260	3/28/2016 11:29:00 AM	<0.98	µg/L	0.98µg/L
034475	TETRACHLOROETHENE	BP	No	EPA 8260	3/28/2016 11:29:00 AM	<0.5	µg/L	0.5µg/L
034010	TOLUENE	BP	No	EPA 8260	3/28/2016 11:29:00 AM	<0.51	µg/L	0.51µg/L
034546	TRANS-1,2-DICHLOROETHENE	BP	No	EPA 8260	3/28/2016 11:29:00 AM	<0.67	µg/L	0.67µg/L
034699	TRANS-1,3-DICHLOROPROPENE	BP	No	EPA 8260	3/28/2016 11:29:00 AM	<0.27	µg/L	0.27µg/L
039180	TRICHLOROETHENE	BP	No	EPA 8260	3/28/2016 11:29:00 AM	<0.61	µg/L	0.61µg/L
034488	TRICHLOROFLUOROMETHANE	BP	No	EPA 8260	3/28/2016 11:29:00 AM	<2.5	µg/L	2.5µg/L
077057	VINYL ACETATE	BP	No	EPA 8260	3/28/2016 11:29:00 AM	<1.5	µg/L	1.5µg/L
039175	VINYL CHLORIDE	BP	No	EPA 8260	3/28/2016 11:29:00 AM	<0.71	µg/L	0.71µg/L
034020	XYLENES	BP	No	EPA 8260	3/28/2016 11:29:00 AM	<0.5	µg/L	0.5µg/L
070300	TOTAL DISSOLVED SOLIDS	BP	No	SM18 2540 C	3/25/2016 5:17:00 PM	290	mg/L	5mg/L
046480	REDOX POTENTIAL (FIELD)	BP	No	SM18 2580 B	3/23/2016 2:27:00 PM	25.0	mV	mV

* Attach Laboratory Reports

Citrus County Central Landfill
Parameter Monitoring Report

PART III Analytical Results

Facility WACS #: **SWD/09/39859**

Test Site ID #: **22015**

Well Name: **MW-15**

Classification of Ground Water: **GII**

Ground Water Elevation (NGVD): **6.58**

Sampling Date/Time: **3/23/2016 1:48:00 PM**

Report Period: **FIRST SEMIANNUAL 2016**

Well Purged: **Yes**

Well Type:
[ ] Background [ ] Intermediate
[X] Compliance [ ] Water Supply
[ ] Detection [ ] Piezometer
[ ] Assessment [ ] Leachate
[ ] Other [ ] Surface Water

STORET CODE	PARAMETER MONITORED	SAMPLING METHOD	FIELD FILTERED	ANALYSIS METHOD	ANALYSIS DATE/TIME	ANALYSIS RESULT *	UNITS	DETECTION LIMIT/UNITS
082545	GROUNDWATER ELEVATION	BP	No	DEP-SOP	3/23/2016 1:48:00 PM	6.58	ft, NGVD	ft, NGVD
000094	CONDUCTIVITY (FIELD)	BP	No	EPA 120.1	3/23/2016 1:48:00 PM	38	µmhos/cm	µmhos/cm
000406	pH (FIELD)	BP	No	EPA 150.1	3/23/2016 1:48:00 PM	4.51	SU	SU
000010	TEMPERATURE (FIELD)	BP	No	EPA 170.1	3/23/2016 1:48:00 PM	23.1	deg C	deg C
082078	TURBIDITY (FIELD)	BP	No	EPA 180.1	3/23/2016 1:48:00 PM	0.81	NTU	NTU
000940	CHLORIDE	BP	No	EPA 300.0	4/5/2016 5:44:00 PM	3.1	mg/L	0.2mg/L
000610	AMMONIA NITROGEN	BP	No	EPA 350.1	3/25/2016 3:23:00 PM	<0.1	mg/L	0.1mg/L
000620	NITRATE NITROGEN	BP	No	EPA 353.2	3/24/2016 4:26:00 PM	0.018 I	mg/L	0.01mg/L
000299	DISSOLVED OXYGEN (FIELD)	BP	No	EPA 360.1	3/23/2016 1:48:00 PM	0.50	mg/L	mg/L
001097	ANTIMONY	BP	No	EPA 6020	4/2/2016 12:56:00 AM	<0.5	µg/L	0.5µg/L
001002	ARSENIC	BP	No	EPA 6020	4/2/2016 12:56:00 AM	4.5	µg/L	1.5µg/L
001007	BARIUM	BP	No	EPA 6020	4/2/2016 12:56:00 AM	4.3 I	µg/L	0.61µg/L
001012	BERYLLIUM	BP	No	EPA 6020	4/2/2016 12:56:00 AM	0.44 I	µg/L	0.17µg/L
001027	CADMIUM	BP	No	EPA 6020	4/2/2016 12:56:00 AM	0.41 I	µg/L	0.15µg/L
001034	CHROMIUM	BP	No	EPA 6020	4/2/2016 12:56:00 AM	<1.6	µg/L	1.6µg/L
001037	COBALT	BP	No	EPA 6020	4/2/2016 12:56:00 AM	1.4	µg/L	0.12µg/L
001042	COPPER	BP	No	EPA 6020	4/2/2016 12:56:00 AM	2.8 I	µg/L	1.7µg/L
001045	IRON	BP	No	EPA 6020	4/2/2016 12:56:00 AM	8900	µg/L	25µg/L
001051	LEAD	BP	No	EPA 6020	4/2/2016 12:56:00 AM	1.7 I	µg/L	0.98µg/L
001067	NICKEL	BP	No	EPA 6020	4/2/2016 12:56:00 AM	2.5 I	µg/L	1.9µg/L
001147	SELENIUM	BP	No	EPA 6020	4/2/2016 12:56:00 AM	1.8 I	µg/L	1µg/L
001077	SILVER	BP	No	EPA 6020	4/2/2016 12:56:00 AM	0.36 I	µg/L	0.1µg/L
000929	SODIUM	BP	No	EPA 6020	4/2/2016 12:56:00 AM	2.5	mg/L	0.17mg/L
001059	THALLIUM	BP	No	EPA 6020	4/2/2016 12:56:00 AM	<0.49	µg/L	0.49µg/L
001087	VANADIUM	BP	No	EPA 6020	4/2/2016 12:56:00 AM	<5.3	µg/L	5.3µg/L
001092	ZINC	BP	No	EPA 6020	4/2/2016 12:56:00 AM	13 I	µg/L	9.6µg/L
071900	MERCURY	BP	No	EPA 7470	3/30/2016 11:13:00 AM	<0.08	µg/L	0.08µg/L
077443	1,2,3-TRICHLOROPROPANE	BP	No	EPA 8011	3/28/2016 3:54:00 PM	<0.088	µg/L	0.088µg/L
049146	1,2-DIBROMO-3-CHLOROPROPANE	BP	No	EPA 8011	3/28/2016 3:54:00 PM	<0.0049	µg/L	0.0049µg/L
077651	1,2-DIBROMOETHANE (EDB)	BP	No	EPA 8011	3/28/2016 3:54:00 PM	<0.0022	µg/L	0.0022µg/L
049263	(E)-1,4-DICHLORO-2-BUTENE	BP	No	EPA 8260	3/28/2016 11:11:00 AM	<2.5	µg/L	2.5µg/L
077562	1,1,1,2-TETRACHLOROETHANE	BP	No	EPA 8260	3/28/2016 11:11:00 AM	<0.63	µg/L	0.63µg/L
034506	1,1,1-TRICHLOROETHANE	BP	No	EPA 8260	3/28/2016 11:11:00 AM	<0.47	µg/L	0.47µg/L
034516	1,1,2,2-TETRACHLOROETHANE	BP	No	EPA 8260	3/28/2016 11:11:00 AM	<0.17	µg/L	0.17µg/L
034511	1,1,2-TRICHLOROETHANE	BP	No	EPA 8260	3/28/2016 11:11:00 AM	<0.47	µg/L	0.47µg/L
034496	1,1-DICHLOROETHANE	BP	No	EPA 8260	3/28/2016 11:11:00 AM	<0.52	µg/L	0.52µg/L
034501	1,1-DICHLOROETHENE	BP	No	EPA 8260	3/28/2016 11:11:00 AM	<0.67	µg/L	0.67µg/L
034536	1,2-DICHLOROBENZENE	BP	No	EPA 8260	3/28/2016 11:11:00 AM	<0.49	µg/L	0.49µg/L
034531	1,2-DICHLOROETHANE	BP	No	EPA 8260	3/28/2016 11:11:00 AM	<0.57	µg/L	0.57µg/L
034541	1,2-DICHLOROPROPANE	BP	No	EPA 8260	3/28/2016 11:11:00 AM	<0.52	µg/L	0.52µg/L
034571	1,4-DICHLOROBENZENE	BP	No	EPA 8260	3/28/2016 11:11:00 AM	<0.6	µg/L	0.6µg/L
077103	2-HEXANONE	BP	No	EPA 8260	3/28/2016 11:11:00 AM	<4.4	µg/L	4.4µg/L
078133	4-METHYL-2-PENTANONE	BP	No	EPA 8260	3/28/2016 11:11:00 AM	<4	µg/L	4µg/L
081552	ACETONE	BP	No	EPA 8260	3/28/2016 11:11:00 AM	<9.9	µg/L	9.9µg/L
034215	ACRYLONITRILE	BP	No	EPA 8260	3/28/2016 11:11:00 AM	<4.5	µg/L	4.5µg/L

* Attach Laboratory Reports

Citrus County Central Landfill
Parameter Monitoring Report

PART III Analytical Results

Facility WACS #: **SWD/09/39859**

Test Site ID #: **22015**

Well Name: **MW-15**

Classification of Ground Water: **GII**

Ground Water Elevation (NGVD): **6.58**

Sampling Date/Time: **3/23/2016 1:48:00 PM**

Report Period: **FIRST SEMIANNUAL 2016**

Well Purged: **Yes**

Well Type:

[ ]	Background	[ ]	Intermediate
[X]	Compliance	[ ]	Water Supply
[ ]	Detection	[ ]	Piezometer
[ ]	Assessment	[ ]	Leachate
[ ]	Other	[ ]	Surface Water

STORET CODE	PARAMETER MONITORED	SAMPLING METHOD	FIELD FILTERED	ANALYSIS METHOD	ANALYSIS DATE/TIME	ANALYSIS RESULT *	UNITS	DETECTION LIMIT/UNITS
034030	BENZENE	BP	No	EPA 8260	3/28/2016 11:11:00 AM	<0.5	µg/L	0.5µg/L
073085	BROMOCHLOROMETHANE	BP	No	EPA 8260	3/28/2016 11:11:00 AM	<0.58	µg/L	0.58µg/L
032101	BROMODICHLOROMETHANE	BP	No	EPA 8260	3/28/2016 11:11:00 AM	<0.44	µg/L	0.44µg/L
032104	BROMOFORM	BP	No	EPA 8260	3/28/2016 11:11:00 AM	<0.63	µg/L	0.63µg/L
034413	BROMOMETHANE (METHYL BROMIDE)	BP	No	EPA 8260	3/28/2016 11:11:00 AM	<2.5	µg/L	2.5µg/L
077041	CARBON DISULFIDE	BP	No	EPA 8260	3/28/2016 11:11:00 AM	<1	µg/L	1µg/L
032102	CARBON TETRACHLORIDE	BP	No	EPA 8260	3/28/2016 11:11:00 AM	<0.43	µg/L	0.43µg/L
034301	CHLOROBENZENE	BP	No	EPA 8260	3/28/2016 11:11:00 AM	<0.63	µg/L	0.63µg/L
034311	CHLOROETHANE	BP	No	EPA 8260	3/28/2016 11:11:00 AM	<2.5	µg/L	2.5µg/L
032106	CHLOROFORM	BP	No	EPA 8260	3/28/2016 11:11:00 AM	<0.9	µg/L	0.9µg/L
034418	CHLOROMETHANE (METHYL CHLORIDE)	BP	No	EPA 8260	3/28/2016 11:11:00 AM	<1	µg/L	1µg/L
077093	CIS-1,2-DICHLOROETHENE	BP	No	EPA 8260	3/28/2016 11:11:00 AM	1.9	µg/L	0.65µg/L
034704	CIS-1,3-DICHLOROPROPENE	BP	No	EPA 8260	3/28/2016 11:11:00 AM	<0.39	µg/L	0.39µg/L
032105	DIBROMOCHLOROMETHANE	BP	No	EPA 8260	3/28/2016 11:11:00 AM	<0.31	µg/L	0.31µg/L
077596	DIBROMOMETHANE	BP	No	EPA 8260	3/28/2016 11:11:00 AM	<0.46	µg/L	0.46µg/L
034423	DICHLOROMETHANE	BP	No	EPA 8260	3/28/2016 11:11:00 AM	<4	µg/L	4µg/L
034371	ETHYLBENZENE	BP	No	EPA 8260	3/28/2016 11:11:00 AM	<0.44	µg/L	0.44µg/L
081595	METHYL ETHYL KETONE	BP	No	EPA 8260	3/28/2016 11:11:00 AM	<8.4	µg/L	8.4µg/L
077424	METHYL IODIDE	BP	No	EPA 8260	3/28/2016 11:11:00 AM	<2.5	µg/L	2.5µg/L
077128	STYRENE	BP	No	EPA 8260	3/28/2016 11:11:00 AM	<0.98	µg/L	0.98µg/L
034475	TETRACHLOROETHENE	BP	No	EPA 8260	3/28/2016 11:11:00 AM	<0.5	µg/L	0.5µg/L
034010	TOLUENE	BP	No	EPA 8260	3/28/2016 11:11:00 AM	<0.51	µg/L	0.51µg/L
034546	TRANS-1,2-DICHLOROETHENE	BP	No	EPA 8260	3/28/2016 11:11:00 AM	<0.67	µg/L	0.67µg/L
034699	TRANS-1,3-DICHLOROPROPENE	BP	No	EPA 8260	3/28/2016 11:11:00 AM	<0.27	µg/L	0.27µg/L
039180	TRICHLOROETHENE	BP	No	EPA 8260	3/28/2016 11:11:00 AM	<0.61	µg/L	0.61µg/L
034488	TRICHLOROFLUOROMETHANE	BP	No	EPA 8260	3/28/2016 11:11:00 AM	<2.5	µg/L	2.5µg/L
077057	VINYL ACETATE	BP	No	EPA 8260	3/28/2016 11:11:00 AM	<1.5	µg/L	1.5µg/L
039175	VINYL CHLORIDE	BP	No	EPA 8260	3/28/2016 11:11:00 AM	<0.71	µg/L	0.71µg/L
034020	XYLENES	BP	No	EPA 8260	3/28/2016 11:11:00 AM	<0.5	µg/L	0.5µg/L
070300	TOTAL DISSOLVED SOLIDS	BP	No	SM18 2540 C	3/25/2016 5:17:00 PM	14	mg/L	5mg/L
046480	REDOX POTENTIAL (FIELD)	BP	No	SM18 2580 B	3/23/2016 1:48:00 PM	4.8	mV	mV

* Attach Laboratory Reports

Citrus County Central Landfill
Parameter Monitoring Report

PART III Analytical Results

Facility WACS #: SWD/09/39859

Test Site ID #: 22017

Well Name: MW-17

Classification of Ground Water: GII

Ground Water Elevation (NGVD): 5.87

Sampling Date/Time: 3/23/2016 12:44:00 PM

Report Period: FIRST SEMIANNUAL 2016

Well Purged: Yes

Well Type:
[ ] Background [ ] Intermediate
[X] Compliance [ ] Water Supply
[ ] Detection [ ] Piezometer
[ ] Assessment [ ] Leachate
[ ] Other [ ] Surface Water

STORET CODE	PARAMETER MONITORED	SAMPLING METHOD	FIELD FILTERED	ANALYSIS METHOD	ANALYSIS DATE/TIME	ANALYSIS RESULT *	UNITS	DETECTION LIMIT/UNITS
082545	GROUNDWATER ELEVATION	BP	No	DEP-SOP	3/23/2016 12:44:00 PM	5.87	ft, NGVD	ft, NGVD
000094	CONDUCTIVITY (FIELD)	BP	No	EPA 120.1	3/23/2016 12:44:00 PM	120	µmhos/cm	µmhos/cm
000406	pH (FIELD)	BP	No	EPA 150.1	3/23/2016 12:44:00 PM	5.44	SU	SU
000010	TEMPERATURE (FIELD)	BP	No	EPA 170.1	3/23/2016 12:44:00 PM	24.0	deg C	deg C
082078	TURBIDITY (FIELD)	BP	No	EPA 180.1	3/23/2016 12:44:00 PM	4.44	NTU	NTU
000940	CHLORIDE	BP	No	EPA 300.0	4/5/2016 5:27:00 PM	4.5	mg/L	0.2mg/L
000610	AMMONIA NITROGEN	BP	No	EPA 350.1	3/25/2016 3:23:00 PM	0.3	mg/L	0.1mg/L
000620	NITRATE NITROGEN	BP	No	EPA 353.2	3/24/2016 4:25:00 PM	0.02	mg/L	0.01mg/L
000299	DISSOLVED OXYGEN (FIELD)	BP	No	EPA 360.1	3/23/2016 12:44:00 PM	0.51	mg/L	mg/L
001097	ANTIMONY	BP	No	EPA 6020	4/2/2016 12:51:00 AM	<0.5	µg/L	0.5µg/L
001002	ARSENIC	BP	No	EPA 6020	4/2/2016 12:51:00 AM	6.5	µg/L	1.5µg/L
001007	BARIUM	BP	No	EPA 6020	4/2/2016 12:51:00 AM	10	µg/L	0.61µg/L
001012	BERYLLIUM	BP	No	EPA 6020	4/2/2016 12:51:00 AM	<0.17	µg/L	0.17µg/L
001027	CADMIUM	BP	No	EPA 6020	4/2/2016 12:51:00 AM	<0.15	µg/L	0.15µg/L
001034	CHROMIUM	BP	No	EPA 6020	4/2/2016 12:51:00 AM	<1.6	µg/L	1.6µg/L
001037	COBALT	BP	No	EPA 6020	4/2/2016 12:51:00 AM	5.7	µg/L	0.12µg/L
001042	COPPER	BP	No	EPA 6020	4/2/2016 12:51:00 AM	<1.7	µg/L	1.7µg/L
001045	IRON	BP	No	EPA 6020	4/2/2016 12:51:00 AM	24000	µg/L	25µg/L
001051	LEAD	BP	No	EPA 6020	4/2/2016 12:51:00 AM	<0.98	µg/L	0.98µg/L
001067	NICKEL	BP	No	EPA 6020	4/2/2016 12:51:00 AM	1.9 I	µg/L	1.9µg/L
001147	SELENIUM	BP	No	EPA 6020	4/2/2016 12:51:00 AM	<1	µg/L	1µg/L
001077	SILVER	BP	No	EPA 6020	4/2/2016 12:51:00 AM	<0.1	µg/L	0.1µg/L
000929	SODIUM	BP	No	EPA 6020	4/2/2016 12:51:00 AM	3.2	mg/L	0.17mg/L
001059	THALLIUM	BP	No	EPA 6020	4/2/2016 12:51:00 AM	<0.49	µg/L	0.49µg/L
001087	VANADIUM	BP	No	EPA 6020	4/2/2016 12:51:00 AM	<5.3	µg/L	5.3µg/L
001092	ZINC	BP	No	EPA 6020	4/2/2016 12:51:00 AM	<9.6	µg/L	9.6µg/L
071900	MERCURY	BP	No	EPA 7470	3/30/2016 11:10:00 AM	<0.08	µg/L	0.08µg/L
077443	1,2,3-TRICHLOROPROPANE	BP	No	EPA 8011	3/28/2016 4:23:00 PM	<0.087	µg/L	0.087µg/L
049146	1,2-DIBROMO-3-CHLOROPROPANE	BP	No	EPA 8011	3/28/2016 4:23:00 PM	<0.0048	µg/L	0.0048µg/L
077651	1,2-DIBROMOETHANE (EDB)	BP	No	EPA 8011	3/28/2016 4:23:00 PM	<0.0021	µg/L	0.0021µg/L
049263	(E)-1,4-DICHLORO-2-BUTENE	BP	No	EPA 8260	3/28/2016 9:22:00 AM	<2.5	µg/L	2.5µg/L
077562	1,1,1,2-TETRACHLOROETHANE	BP	No	EPA 8260	3/28/2016 9:22:00 AM	<0.63	µg/L	0.63µg/L
034506	1,1,1-TRICHLOROETHANE	BP	No	EPA 8260	3/28/2016 9:22:00 AM	<0.47	µg/L	0.47µg/L
034516	1,1,2,2-TETRACHLOROETHANE	BP	No	EPA 8260	3/28/2016 9:22:00 AM	<0.17	µg/L	0.17µg/L
034511	1,1,2-TRICHLOROETHANE	BP	No	EPA 8260	3/28/2016 9:22:00 AM	<0.47	µg/L	0.47µg/L
034496	1,1-DICHLOROETHANE	BP	No	EPA 8260	3/28/2016 9:22:00 AM	<0.52	µg/L	0.52µg/L
034501	1,1-DICHLOROETHENE	BP	No	EPA 8260	3/28/2016 9:22:00 AM	<0.67	µg/L	0.67µg/L
034536	1,2-DICHLOROBENZENE	BP	No	EPA 8260	3/28/2016 9:22:00 AM	<0.49	µg/L	0.49µg/L
034531	1,2-DICHLOROETHANE	BP	No	EPA 8260	3/28/2016 9:22:00 AM	<0.57	µg/L	0.57µg/L
034541	1,2-DICHLOROPROPANE	BP	No	EPA 8260	3/28/2016 9:22:00 AM	<0.52	µg/L	0.52µg/L
034571	1,4-DICHLOROBENZENE	BP	No	EPA 8260	3/28/2016 9:22:00 AM	<0.6	µg/L	0.6µg/L
077103	2-HEXANONE	BP	No	EPA 8260	3/28/2016 9:22:00 AM	<4.4	µg/L	4.4µg/L
078133	4-METHYL-2-PENTANONE	BP	No	EPA 8260	3/28/2016 9:22:00 AM	<4	µg/L	4µg/L
081552	ACETONE	BP	No	EPA 8260	3/28/2016 9:22:00 AM	<9.9	µg/L	9.9µg/L
034215	ACRYLONITRILE	BP	No	EPA 8260	3/28/2016 9:22:00 AM	<4.5	µg/L	4.5µg/L

* Attach Laboratory Reports

Citrus County Central Landfill
Parameter Monitoring Report

PART III Analytical Results

Facility WACS #: **SWD/09/39859**

Test Site ID #: **22017**

Well Name: **MW-17**

Classification of Ground Water: **GII**

Ground Water Elevation (NGVD): **5.87**

Sampling Date/Time: **3/23/2016 12:44:00 PM**

Report Period: **FIRST SEMIANNUAL 2016**

Well Purged: **Yes**

Well Type:

[ ]	Background	[ ]	Intermediate
[X]	Compliance	[ ]	Water Supply
[ ]	Detection	[ ]	Piezometer
[ ]	Assessment	[ ]	Leachate
[ ]	Other	[ ]	Surface Water

STORET CODE	PARAMETER MONITORED	SAMPLING METHOD	FIELD FILTERED	ANALYSIS METHOD	ANALYSIS DATE/TIME	ANALYSIS RESULT *	UNITS	DETECTION LIMIT/UNITS
034030	BENZENE	BP	No	EPA 8260	3/28/2016 9:22:00 AM	0.62 I	µg/L	0.5µg/L
073085	BROMOCHLOROMETHANE	BP	No	EPA 8260	3/28/2016 9:22:00 AM	<0.58	µg/L	0.58µg/L
032101	BROMODICHLOROMETHANE	BP	No	EPA 8260	3/28/2016 9:22:00 AM	<0.44	µg/L	0.44µg/L
032104	BROMOFORM	BP	No	EPA 8260	3/28/2016 9:22:00 AM	<0.63	µg/L	0.63µg/L
034413	BROMOMETHANE (METHYL BROMIDE)	BP	No	EPA 8260	3/28/2016 9:22:00 AM	<2.5	µg/L	2.5µg/L
077041	CARBON DISULFIDE	BP	No	EPA 8260	3/28/2016 9:22:00 AM	<1	µg/L	1µg/L
032102	CARBON TETRACHLORIDE	BP	No	EPA 8260	3/28/2016 9:22:00 AM	<0.43	µg/L	0.43µg/L
034301	CHLOROBENZENE	BP	No	EPA 8260	3/28/2016 9:22:00 AM	<0.63	µg/L	0.63µg/L
034311	CHLOROETHANE	BP	No	EPA 8260	3/28/2016 9:22:00 AM	<2.5	µg/L	2.5µg/L
032106	CHLOROFORM	BP	No	EPA 8260	3/28/2016 9:22:00 AM	<0.9	µg/L	0.9µg/L
034418	CHLOROMETHANE (METHYL CHLORIDE)	BP	No	EPA 8260	3/28/2016 9:22:00 AM	<1	µg/L	1µg/L
077093	CIS-1,2-DICHLOROETHENE	BP	No	EPA 8260	3/28/2016 9:22:00 AM	<0.65	µg/L	0.65µg/L
034704	CIS-1,3-DICHLOROPROPENE	BP	No	EPA 8260	3/28/2016 9:22:00 AM	<0.39	µg/L	0.39µg/L
032105	DIBROMOCHLOROMETHANE	BP	No	EPA 8260	3/28/2016 9:22:00 AM	<0.31	µg/L	0.31µg/L
077596	DIBROMOMETHANE	BP	No	EPA 8260	3/28/2016 9:22:00 AM	<0.46	µg/L	0.46µg/L
034423	DICHLOROMETHANE	BP	No	EPA 8260	3/28/2016 9:22:00 AM	<4	µg/L	4µg/L
034371	ETHYLBENZENE	BP	No	EPA 8260	3/28/2016 9:22:00 AM	<0.44	µg/L	0.44µg/L
081595	METHYL ETHYL KETONE	BP	No	EPA 8260	3/28/2016 9:22:00 AM	<8.4	µg/L	8.4µg/L
077424	METHYL IODIDE	BP	No	EPA 8260	3/28/2016 9:22:00 AM	<2.5	µg/L	2.5µg/L
077128	STYRENE	BP	No	EPA 8260	3/28/2016 9:22:00 AM	<0.98	µg/L	0.98µg/L
034475	TETRACHLOROETHENE	BP	No	EPA 8260	3/28/2016 9:22:00 AM	<0.5	µg/L	0.5µg/L
034010	TOLUENE	BP	No	EPA 8260	3/28/2016 9:22:00 AM	<0.51	µg/L	0.51µg/L
034546	TRANS-1,2-DICHLOROETHENE	BP	No	EPA 8260	3/28/2016 9:22:00 AM	<0.67	µg/L	0.67µg/L
034699	TRANS-1,3-DICHLOROPROPENE	BP	No	EPA 8260	3/28/2016 9:22:00 AM	<0.27	µg/L	0.27µg/L
039180	TRICHLOROETHENE	BP	No	EPA 8260	3/28/2016 9:22:00 AM	<0.61	µg/L	0.61µg/L
034488	TRICHLOROFLUOROMETHANE	BP	No	EPA 8260	3/28/2016 9:22:00 AM	<2.5	µg/L	2.5µg/L
077057	VINYL ACETATE	BP	No	EPA 8260	3/28/2016 9:22:00 AM	<1.5	µg/L	1.5µg/L
039175	VINYL CHLORIDE	BP	No	EPA 8260	3/28/2016 9:22:00 AM	<0.71	µg/L	0.71µg/L
034020	XYLENES	BP	No	EPA 8260	3/28/2016 9:22:00 AM	<0.5	µg/L	0.5µg/L
070300	TOTAL DISSOLVED SOLIDS	BP	No	SM18 2540 C	3/25/2016 5:17:00 PM	60	mg/L	5mg/L
046480	REDOX POTENTIAL (FIELD)	BP	No	SM18 2580 B	3/23/2016 12:44:00 PM	-55.7	mV	mV

* Attach Laboratory Reports

Citrus County Central Landfill
Parameter Monitoring Report

PART III Analytical Results

Facility WACS #: **SWD/09/39859**

Test Site ID #: **22709**

Well Name: **MW-18**

Classification of Ground Water: **GII**

Ground Water Elevation (NGVD): **7.47**

Sampling Date/Time: **3/23/2016 10:20:00 AM**

Report Period: **FIRST SEMIANNUAL 2016**

Well Purged: **Yes**

Well Type:

[ ]	Background	[ ]	Intermediate
[ ]	Compliance	[ ]	Water Supply
[ ]	Detection	[ ]	Piezometer
[X]	Assessment	[ ]	Leachate
[ ]	Other	[ ]	Surface Water

STORET CODE	PARAMETER MONITORED	SAMPLING METHOD	FIELD FILTERED	ANALYSIS METHOD	ANALYSIS DATE/TIME	ANALYSIS RESULT *	UNITS	DETECTION LIMIT/UNITS
082545	GROUNDWATER ELEVATION	BP	No	DEP-SOP	3/23/2016 10:20:00 AM	7.47	ft, NGVD	ft, NGVD
000094	CONDUCTIVITY (FIELD)	BP	No	EPA 120.1	3/23/2016 10:20:00 AM	38	µmhos/cm	µmhos/cm
000406	pH (FIELD)	BP	No	EPA 150.1	3/23/2016 10:20:00 AM	4.63	SU	SU
000010	TEMPERATURE (FIELD)	BP	No	EPA 170.1	3/23/2016 10:20:00 AM	22.0	deg C	deg C
082078	TURBIDITY (FIELD)	BP	No	EPA 180.1	3/23/2016 10:20:00 AM	34.8	NTU	NTU
000299	DISSOLVED OXYGEN (FIELD)	BP	No	EPA 360.1	3/23/2016 10:20:00 AM	2.37	mg/L	mg/L
034030	BENZENE	BP	No	EPA 8260	4/2/2016 8:17:00 PM	<0.5	µg/L	0.5µg/L
034423	DICHLOROMETHANE	BP	No	EPA 8260	4/2/2016 8:17:00 PM	<4	µg/L	4µg/L
039175	VINYL CHLORIDE	BP	No	EPA 8260	4/2/2016 8:17:00 PM	<0.71	µg/L	0.71µg/L
046480	REDOX POTENTIAL (FIELD)	BP	No	SM18 2580 B	3/23/2016 10:20:00 AM	83.4	mV	mV

* Attach Laboratory Reports

Citrus County Central Landfill
Parameter Monitoring Report

PART III Analytical Results

Facility WACS #: **SWD/09/39859**

Test Site ID #: **22710**

Well Name: **MW-19**

Classification of Ground Water: **GII**

Ground Water Elevation (NGVD): **7.29**

Sampling Date/Time: **3/23/2016 11:28:00 AM**

Report Period: **FIRST SEMIANNUAL 2016**

Well Purged: **Yes**

Well Type:

[ ]	Background	[ ]	Intermediate
[ ]	Compliance	[ ]	Water Supply
[ ]	Detection	[ ]	Piezometer
[X]	Assessment	[ ]	Leachate
[ ]	Other	[ ]	Surface Water

STORET CODE	PARAMETER MONITORED	SAMPLING METHOD	FIELD FILTERED	ANALYSIS METHOD	ANALYSIS DATE/TIME	ANALYSIS RESULT *	UNITS	DETECTION LIMIT/UNITS
082545	GROUNDWATER ELEVATION	BP	No	DEP-SOP	3/23/2016 11:28:00 AM	7.29	ft, NGVD	ft, NGVD
000094	CONDUCTIVITY (FIELD)	BP	No	EPA 120.1	3/23/2016 11:28:00 AM	84	µmhos/cm	µmhos/cm
000406	pH (FIELD)	BP	No	EPA 150.1	3/23/2016 11:28:00 AM	5.40	SU	SU
000010	TEMPERATURE (FIELD)	BP	No	EPA 170.1	3/23/2016 11:28:00 AM	23.1	deg C	deg C
082078	TURBIDITY (FIELD)	BP	No	EPA 180.1	3/23/2016 11:28:00 AM	2.96	NTU	NTU
000299	DISSOLVED OXYGEN (FIELD)	BP	No	EPA 360.1	3/23/2016 11:28:00 AM	0.66	mg/L	mg/L
034030	BENZENE	BP	No	EPA 8260	4/2/2016 8:35:00 PM	2.2	µg/L	0.5µg/L
034423	DICHLOROMETHANE	BP	No	EPA 8260	4/2/2016 8:35:00 PM	7.1	µg/L	4µg/L
039175	VINYL CHLORIDE	BP	No	EPA 8260	4/2/2016 8:35:00 PM	1.9	µg/L	0.71µg/L
046480	REDOX POTENTIAL (FIELD)	BP	No	SM18 2580 B	3/23/2016 11:28:00 AM	25.3	mV	mV

* Attach Laboratory Reports

Citrus County Central Landfill
Parameter Monitoring Report

PART III Analytical Results

Facility WACS #: **SWD/09/39859**

Test Site ID #: **23691**

Well Name: **MW-20**

Classification of Ground Water: **GII**

Ground Water Elevation (NGVD): **7.31**

Sampling Date/Time: **3/22/2016 2:56:00 PM**

Report Period: **FIRST SEMIANNUAL 2016**

Well Purged: **Yes**

Well Type:

[ ]	Background	[ ]	Intermediate
[X]	Compliance	[ ]	Water Supply
[ ]	Detection	[ ]	Piezometer
[ ]	Assessment	[ ]	Leachate
[ ]	Other	[ ]	Surface Water

STORET CODE	PARAMETER MONITORED	SAMPLING METHOD	FIELD FILTERED	ANALYSIS METHOD	ANALYSIS DATE/TIME	ANALYSIS RESULT *	UNITS	DETECTION LIMIT/UNITS
082545	GROUNDWATER ELEVATION	BP	No	DEP-SOP	3/22/2016 2:56:00 PM	7.31	ft, NGVD	ft, NGVD
000094	CONDUCTIVITY (FIELD)	BP	No	EPA 120.1	3/22/2016 2:56:00 PM	689	µmhos/cm	µmhos/cm
000406	pH (FIELD)	BP	No	EPA 150.1	3/22/2016 2:56:00 PM	5.92	SU	SU
000010	TEMPERATURE (FIELD)	BP	No	EPA 170.1	3/22/2016 2:56:00 PM	24.9	deg C	deg C
082078	TURBIDITY (FIELD)	BP	No	EPA 180.1	3/22/2016 2:56:00 PM	1.82	NTU	NTU
000940	CHLORIDE	BP	No	EPA 300.0	4/6/2016 4:29:00 AM	41	mg/L	0.2mg/L
000610	AMMONIA NITROGEN	BP	No	EPA 350.1	3/25/2016 2:09:00 PM	0.67 J	mg/L	0.1mg/L
000620	NITRATE NITROGEN	BP	No	EPA 353.2	3/23/2016 3:34:00 PM	<0.01	mg/L	0.01mg/L
000299	DISSOLVED OXYGEN (FIELD)	BP	No	EPA 360.1	3/22/2016 2:56:00 PM	0.41	mg/L	mg/L
001097	ANTIMONY	BP	No	EPA 6020	3/31/2016 10:55:00 PM	<0.5	µg/L	0.5µg/L
001002	ARSENIC	BP	No	EPA 6020	3/31/2016 10:55:00 PM	8.8	µg/L	1.5µg/L
001007	BARIUM	BP	No	EPA 6020	3/31/2016 10:55:00 PM	26	µg/L	0.61µg/L
001012	BERYLLIUM	BP	No	EPA 6020	3/31/2016 10:55:00 PM	<0.17	µg/L	0.17µg/L
001027	CADMIUM	BP	No	EPA 6020	3/31/2016 10:55:00 PM	<0.15	µg/L	0.15µg/L
001034	CHROMIUM	BP	No	EPA 6020	3/31/2016 10:55:00 PM	<1.6	µg/L	1.6µg/L
001037	COBALT	BP	No	EPA 6020	3/31/2016 10:55:00 PM	3.2	µg/L	0.12µg/L
001042	COPPER	BP	No	EPA 6020	3/31/2016 10:55:00 PM	<1.7	µg/L	1.7µg/L
001045	IRON	BP	No	EPA 6020	3/31/2016 10:55:00 PM	160000	µg/L	25µg/L
001051	LEAD	BP	No	EPA 6020	3/31/2016 10:55:00 PM	<0.98	µg/L	0.98µg/L
001067	NICKEL	BP	No	EPA 6020	3/31/2016 10:55:00 PM	<1.9	µg/L	1.9µg/L
001147	SELENIUM	BP	No	EPA 6020	3/31/2016 10:55:00 PM	<1	µg/L	1µg/L
001077	SILVER	BP	No	EPA 6020	3/31/2016 10:55:00 PM	<0.1	µg/L	0.1µg/L
000929	SODIUM	BP	No	EPA 6020	3/31/2016 10:55:00 PM	23	mg/L	0.17mg/L
001059	THALLIUM	BP	No	EPA 6020	3/31/2016 10:55:00 PM	<0.49	µg/L	0.49µg/L
001087	VANADIUM	BP	No	EPA 6020	3/31/2016 10:55:00 PM	<5.3	µg/L	5.3µg/L
001092	ZINC	BP	No	EPA 6020	3/31/2016 10:55:00 PM	<9.6	µg/L	9.6µg/L
071900	MERCURY	BP	No	EPA 7470	3/30/2016 10:54:00 AM	<0.08	µg/L	0.08µg/L
077443	1,2,3-TRICHLOROPROPANE	BP	No	EPA 8011	3/24/2016 4:00:00 PM	<0.089	µg/L	0.089µg/L
049146	1,2-DIBROMO-3-CHLOROPROPANE	BP	No	EPA 8011	3/24/2016 4:00:00 PM	<0.0049	µg/L	0.0049µg/L
077651	1,2-DIBROMOETHANE (EDB)	BP	No	EPA 8011	3/24/2016 4:00:00 PM	<0.0022	µg/L	0.0022µg/L
049263	(E)-1,4-DICHLORO-2-BUTENE	BP	No	EPA 8260	3/24/2016 2:19:00 PM	<2.5	µg/L	2.5µg/L
077562	1,1,1,2-TETRACHLOROETHANE	BP	No	EPA 8260	3/24/2016 2:19:00 PM	<0.63	µg/L	0.63µg/L
034506	1,1,1-TRICHLOROETHANE	BP	No	EPA 8260	3/24/2016 2:19:00 PM	<0.47	µg/L	0.47µg/L
034516	1,1,2,2-TETRACHLOROETHANE	BP	No	EPA 8260	3/24/2016 2:19:00 PM	<0.17	µg/L	0.17µg/L
034511	1,1,2-TRICHLOROETHANE	BP	No	EPA 8260	3/24/2016 2:19:00 PM	<0.47	µg/L	0.47µg/L
034496	1,1-DICHLOROETHANE	BP	No	EPA 8260	3/24/2016 2:19:00 PM	<0.52	µg/L	0.52µg/L
034501	1,1-DICHLOROETHENE	BP	No	EPA 8260	3/24/2016 2:19:00 PM	<0.67	µg/L	0.67µg/L
034536	1,2-DICHLOROBENZENE	BP	No	EPA 8260	3/24/2016 2:19:00 PM	<0.49	µg/L	0.49µg/L
034531	1,2-DICHLOROETHANE	BP	No	EPA 8260	3/24/2016 2:19:00 PM	<0.57	µg/L	0.57µg/L
034541	1,2-DICHLOROPROPANE	BP	No	EPA 8260	3/24/2016 2:19:00 PM	<0.52	µg/L	0.52µg/L
034571	1,4-DICHLOROBENZENE	BP	No	EPA 8260	3/24/2016 2:19:00 PM	<0.6	µg/L	0.6µg/L
077103	2-HEXANONE	BP	No	EPA 8260	3/24/2016 2:19:00 PM	<4.4	µg/L	4.4µg/L
078133	4-METHYL-2-PENTANONE	BP	No	EPA 8260	3/24/2016 2:19:00 PM	<4	µg/L	4µg/L
081552	ACETONE	BP	No	EPA 8260	3/24/2016 2:19:00 PM	<9.9	µg/L	9.9µg/L
034215	ACRYLONITRILE	BP	No	EPA 8260	3/24/2016 2:19:00 PM	<4.5	µg/L	4.5µg/L

* Attach Laboratory Reports

Citrus County Central Landfill
Parameter Monitoring Report

PART III Analytical Results

Facility WACS #: **SWD/09/39859**

Test Site ID #: **23691**

Well Name: **MW-20**

Classification of Ground Water: **GII**

Ground Water Elevation (NGVD): **7.31**

Sampling Date/Time: **3/22/2016 2:56:00 PM**

Report Period: **FIRST SEMIANNUAL 2016**

Well Purged: **Yes**

Well Type:

[ ]	Background	[ ]	Intermediate
[X]	Compliance	[ ]	Water Supply
[ ]	Detection	[ ]	Piezometer
[ ]	Assessment	[ ]	Leachate
[ ]	Other	[ ]	Surface Water

STORET CODE	PARAMETER MONITORED	SAMPLING METHOD	FIELD FILTERED	ANALYSIS METHOD	ANALYSIS DATE/TIME	ANALYSIS RESULT *	UNITS	DETECTION LIMIT/UNITS
034030	BENZENE	BP	No	EPA 8260	3/24/2016 2:19:00 PM	<0.5	µg/L	0.5µg/L
073085	BROMOCHLOROMETHANE	BP	No	EPA 8260	3/24/2016 2:19:00 PM	<0.58	µg/L	0.58µg/L
032101	BROMODICHLOROMETHANE	BP	No	EPA 8260	3/24/2016 2:19:00 PM	<0.44	µg/L	0.44µg/L
032104	BROMOFORM	BP	No	EPA 8260	3/24/2016 2:19:00 PM	<0.63	µg/L	0.63µg/L
034413	BROMOMETHANE (METHYL BROMIDE)	BP	No	EPA 8260	3/24/2016 2:19:00 PM	<2.5	µg/L	2.5µg/L
077041	CARBON DISULFIDE	BP	No	EPA 8260	3/24/2016 2:19:00 PM	<1	µg/L	1µg/L
032102	CARBON TETRACHLORIDE	BP	No	EPA 8260	3/24/2016 2:19:00 PM	<0.43	µg/L	0.43µg/L
034301	CHLOROBENZENE	BP	No	EPA 8260	3/24/2016 2:19:00 PM	<0.63	µg/L	0.63µg/L
034311	CHLOROETHANE	BP	No	EPA 8260	3/24/2016 2:19:00 PM	<2.5	µg/L	2.5µg/L
032106	CHLOROFORM	BP	No	EPA 8260	3/24/2016 2:19:00 PM	<0.9	µg/L	0.9µg/L
034418	CHLOROMETHANE (METHYL CHLORIDE)	BP	No	EPA 8260	3/24/2016 2:19:00 PM	<1	µg/L	1µg/L
077093	CIS-1,2-DICHLOROETHENE	BP	No	EPA 8260	3/24/2016 2:19:00 PM	<0.65	µg/L	0.65µg/L
034704	CIS-1,3-DICHLOROPROPENE	BP	No	EPA 8260	3/24/2016 2:19:00 PM	<0.39	µg/L	0.39µg/L
032105	DIBROMOCHLOROMETHANE	BP	No	EPA 8260	3/24/2016 2:19:00 PM	<0.31	µg/L	0.31µg/L
077596	DIBROMOMETHANE	BP	No	EPA 8260	3/24/2016 2:19:00 PM	<0.46	µg/L	0.46µg/L
034423	DICHLOROMETHANE	BP	No	EPA 8260	3/24/2016 2:19:00 PM	<4	µg/L	4µg/L
034371	ETHYLBENZENE	BP	No	EPA 8260	3/24/2016 2:19:00 PM	<0.44	µg/L	0.44µg/L
081595	METHYL ETHYL KETONE	BP	No	EPA 8260	3/24/2016 2:19:00 PM	<8.4	µg/L	8.4µg/L
077424	METHYL IODIDE	BP	No	EPA 8260	3/24/2016 2:19:00 PM	<2.5	µg/L	2.5µg/L
077128	STYRENE	BP	No	EPA 8260	3/24/2016 2:19:00 PM	<0.98	µg/L	0.98µg/L
034475	TETRACHLOROETHENE	BP	No	EPA 8260	3/24/2016 2:19:00 PM	<0.5	µg/L	0.5µg/L
034010	TOLUENE	BP	No	EPA 8260	3/24/2016 2:19:00 PM	<0.51	µg/L	0.51µg/L
034546	TRANS-1,2-DICHLOROETHENE	BP	No	EPA 8260	3/24/2016 2:19:00 PM	<0.67	µg/L	0.67µg/L
034699	TRANS-1,3-DICHLOROPROPENE	BP	No	EPA 8260	3/24/2016 2:19:00 PM	<0.27	µg/L	0.27µg/L
039180	TRICHLOROETHENE	BP	No	EPA 8260	3/24/2016 2:19:00 PM	<0.61	µg/L	0.61µg/L
034488	TRICHLOROFLUOROMETHANE	BP	No	EPA 8260	3/24/2016 2:19:00 PM	<2.5	µg/L	2.5µg/L
077057	VINYL ACETATE	BP	No	EPA 8260	3/24/2016 2:19:00 PM	<1.5	µg/L	1.5µg/L
039175	VINYL CHLORIDE	BP	No	EPA 8260	3/24/2016 2:19:00 PM	<0.71	µg/L	0.71µg/L
034020	XYLENES	BP	No	EPA 8260	3/24/2016 2:19:00 PM	<0.5	µg/L	0.5µg/L
070300	TOTAL DISSOLVED SOLIDS	BP	No	SM18 2540 C	3/24/2016 3:06:00 PM	240	mg/L	5mg/L
046480	REDOX POTENTIAL (FIELD)	BP	No	SM18 2580 B	3/22/2016 2:56:00 PM	-49	mV	mV

* Attach Laboratory Reports

Citrus County Central Landfill
Parameter Monitoring Report

PART III Analytical Results

Facility WACS #: SWD/09/39859

Test Site ID #: 27449

Well Name: MW-21

Classification of Ground Water: GII

Ground Water Elevation (NGVD): 7.14

Sampling Date/Time: 3/22/2016 12:05:00 PM

Report Period: FIRST SEMIANNUAL 2016

Well Purged: Yes

Well Type:
[ ] Background [ ] Intermediate
[X] Compliance [ ] Water Supply
[ ] Detection [ ] Piezometer
[ ] Assessment [ ] Leachate
[ ] Other [ ] Surface Water

STORET CODE	PARAMETER MONITORED	SAMPLING METHOD	FIELD FILTERED	ANALYSIS METHOD	ANALYSIS DATE/TIME	ANALYSIS RESULT *	UNITS	DETECTION LIMIT/UNITS
082545	GROUNDWATER ELEVATION	BP	No	DEP-SOP	3/22/2016 12:05:00 PM	7.14	ft, NGVD	ft, NGVD
000094	CONDUCTIVITY (FIELD)	BP	No	EPA 120.1	3/22/2016 12:05:00 PM	109	µmhos/cm	µmhos/cm
000406	pH (FIELD)	BP	No	EPA 150.1	3/22/2016 12:05:00 PM	4.64	SU	SU
000010	TEMPERATURE (FIELD)	BP	No	EPA 170.1	3/22/2016 12:05:00 PM	23.3	deg C	deg C
082078	TURBIDITY (FIELD)	BP	No	EPA 180.1	3/22/2016 12:05:00 PM	14.2	NTU	NTU
000940	CHLORIDE	BP	No	EPA 300.0	4/6/2016 3:19:00 AM	4.5	mg/L	0.2mg/L
000610	AMMONIA NITROGEN	BP	No	EPA 350.1	3/25/2016 2:18:00 PM	1.8	mg/L	0.1mg/L
000620	NITRATE NITROGEN	BP	No	EPA 353.2	3/23/2016 3:25:00 PM	<0.01	mg/L	0.01mg/L
000299	DISSOLVED OXYGEN (FIELD)	BP	No	EPA 360.1	3/22/2016 12:05:00 PM	0.42	mg/L	mg/L
001097	ANTIMONY	BP	No	EPA 6020	3/22/2016 12:05:00 PM	<0.5	ug/L	0.5ug/L
001095	ANTIMONY, DISSOLVED	BP	Yes	EPA 6020	3/22/2016 12:05:00 PM	<2.3	ug/L	2.3ug/L
001002	ARSENIC	BP	No	EPA 6020	3/22/2016 12:05:00 PM	4.8	ug/L	1.5ug/L
001000	ARSENIC, DISSOLVED	BP	Yes	EPA 6020	3/22/2016 12:05:00 PM	4.5	ug/L	1.3ug/L
001007	BARIUM	BP	No	EPA 6020	3/31/2016 10:33:00 PM	26	µg/L	0.61µg/L
001005	BARIUM, DISSOLVED	BP	Yes	EPA 6020	3/31/2016 10:40:00 PM	3.8 I	µg/L	1.3µg/L
001012	BERYLLIUM	BP	No	EPA 6020	3/22/2016 12:05:00 PM	<0.17	ug/L	0.17ug/L
001010	BERYLLIUM, DISSOLVED	BP	Yes	EPA 6020	3/22/2016 12:05:00 PM	<0.25	ug/L	0.25ug/L
001027	CADMIUM	BP	No	EPA 6020	3/22/2016 12:05:00 PM	<0.15	ug/L	0.15ug/L
001025	CADMIUM, DISSOLVED	BP	Yes	EPA 6020	3/22/2016 12:05:00 PM	<0.095	ug/L	0.095ug/L
001034	CHROMIUM	BP	No	EPA 6020	3/22/2016 12:05:00 PM	3.9 I	ug/L	1.6ug/L
001030	CHROMIUM, DISSOLVED	BP	Yes	EPA 6020	3/22/2016 12:05:00 PM	3.3 I	ug/L	2.5ug/L
001037	COBALT	BP	No	EPA 6020	3/22/2016 12:05:00 PM	1.3	ug/L	0.12ug/L
001035	COBALT, DISSOLVED	BP	Yes	EPA 6020	3/22/2016 12:05:00 PM	1.3	ug/L	0.15ug/L
001042	COPPER	BP	No	EPA 6020	3/22/2016 12:05:00 PM	<1.7	ug/L	1.7ug/L
001040	COPPER, DISSOLVED	BP	Yes	EPA 6020	3/22/2016 12:05:00 PM	<1.1	ug/L	1.1ug/L
001045	IRON	BP	No	EPA 6020	3/22/2016 12:05:00 PM	3000	ug/L	25ug/L
001046	IRON, DISSOLVED	BP	Yes	EPA 6020	3/22/2016 12:05:00 PM	2700	ug/L	33ug/L
001051	LEAD	BP	No	EPA 6020	3/22/2016 12:05:00 PM	1.3 I	ug/L	0.98ug/L
001049	LEAD, DISSOLVED	BP	Yes	EPA 6020	3/22/2016 12:05:00 PM	<0.2	ug/L	0.2ug/L
001067	NICKEL	BP	No	EPA 6020	3/22/2016 12:05:00 PM	<1.9	ug/L	1.9ug/L
001065	NICKEL, DISSOLVED	BP	Yes	EPA 6020	3/22/2016 12:05:00 PM	<2	ug/L	2ug/L
001147	SELENIUM	BP	No	EPA 6020	3/22/2016 12:05:00 PM	<1	ug/L	1ug/L
001145	SELENIUM, DISSOLVED	BP	Yes	EPA 6020	3/22/2016 12:05:00 PM	<1	ug/L	1ug/L
001077	SILVER	BP	No	EPA 6020	3/22/2016 12:05:00 PM	0.37 I	ug/L	0.1ug/L
001075	SILVER, DISSOLVED	BP	Yes	EPA 6020	3/22/2016 12:05:00 PM	<0.25	ug/L	0.25ug/L
000929	SODIUM	BP	No	EPA 6020	3/22/2016 12:05:00 PM	3.7	mg/L	0.17mg/L
000930	SODIUM, DISSOLVED	BP	Yes	EPA 6020	3/22/2016 12:05:00 PM	3.6	mg/L	0.25mg/L
001059	THALLIUM	BP	No	EPA 6020	3/22/2016 12:05:00 PM	<0.49	ug/L	0.49ug/L
001057	THALLIUM, DISSOLVED	BP	Yes	EPA 6020	3/22/2016 12:05:00 PM	<0.5	ug/L	0.5ug/L
001087	VANADIUM	BP	No	EPA 6020	3/22/2016 12:05:00 PM	<5.3	ug/L	5.3ug/L
001085	VANADIUM, DISSOLVED	BP	Yes	EPA 6020	3/22/2016 12:05:00 PM	<3.8	ug/L	3.8ug/L
001092	ZINC	BP	No	EPA 6020	3/22/2016 12:05:00 PM	<9.6	ug/L	9.6ug/L
001090	ZINC, DISSOLVED	BP	Yes	EPA 6020	3/22/2016 12:05:00 PM	<8.3	ug/L	8.3ug/L
071900	MERCURY	BP	No	EPA 7470	3/30/2016 10:42:00 AM	<0.08	µg/L	0.08 µg/L
071890	MERCURY, DISSOLVED	BP	Yes	EPA 7470	3/30/2016 11:01:00 AM	<0.091	µg/L	0.091µg/L

* Attach Laboratory Reports

Citrus County Central Landfill
Parameter Monitoring Report

PART III Analytical Results

Facility WACS #: **SWD/09/39859**

Test Site ID #: **27449**

Well Name: **MW-21**

Classification of Ground Water: **GII**

Ground Water Elevation (NGVD): **7.14**

Sampling Date/Time: **3/22/2016 12:05:00 PM**

Report Period: **FIRST SEMIANNUAL 2016**

Well Purged: **Yes**

Well Type:
[ ] Background [ ] Intermediate
[X] Compliance [ ] Water Supply
[ ] Detection [ ] Piezometer
[ ] Assessment [ ] Leachate
[ ] Other [ ] Surface Water

STORET CODE	PARAMETER MONITORED	SAMPLING METHOD	FIELD FILTERED	ANALYSIS METHOD	ANALYSIS DATE/TIME	ANALYSIS RESULT *	UNITS	DETECTION LIMIT/UNITS
077443	1,2,3-TRICHLOROPROPANE	BP	No	EPA 8011	3/24/2016 4:20:00 PM	<0.088	µg/L	0.088µg/L
049146	1,2-DIBROMO-3-CHLOROPROPANE	BP	No	EPA 8011	3/24/2016 4:20:00 PM	<0.0049	µg/L	0.0049µg/L
077651	1,2-DIBROMOETHANE (EDB)	BP	No	EPA 8011	3/24/2016 4:20:00 PM	<0.0021	µg/L	0.0021µg/L
049263	(E)-1,4-DICHLORO-2-BUTENE	BP	No	EPA 8260	3/24/2016 1:42:00 PM	<2.5	µg/L	2.5µg/L
077562	1,1,1,2-TETRACHLOROETHANE	BP	No	EPA 8260	3/24/2016 1:42:00 PM	<0.63	µg/L	0.63µg/L
034506	1,1,1-TRICHLOROETHANE	BP	No	EPA 8260	3/24/2016 1:42:00 PM	<0.47	µg/L	0.47µg/L
034516	1,1,2,2-TETRACHLOROETHANE	BP	No	EPA 8260	3/24/2016 1:42:00 PM	<0.17	µg/L	0.17µg/L
034511	1,1,2-TRICHLOROETHANE	BP	No	EPA 8260	3/24/2016 1:42:00 PM	<0.47	µg/L	0.47µg/L
034496	1,1-DICHLOROETHANE	BP	No	EPA 8260	3/24/2016 1:42:00 PM	<0.52	µg/L	0.52µg/L
034501	1,1-DICHLOROETHENE	BP	No	EPA 8260	3/24/2016 1:42:00 PM	<0.67	µg/L	0.67µg/L
034536	1,2-DICHLOROBENZENE	BP	No	EPA 8260	3/24/2016 1:42:00 PM	<0.49	µg/L	0.49µg/L
034531	1,2-DICHLOROETHANE	BP	No	EPA 8260	3/24/2016 1:42:00 PM	<0.57	µg/L	0.57µg/L
034541	1,2-DICHLOROPROPANE	BP	No	EPA 8260	3/24/2016 1:42:00 PM	<0.52	µg/L	0.52µg/L
034571	1,4-DICHLOROBENZENE	BP	No	EPA 8260	3/24/2016 1:42:00 PM	8.8	µg/L	0.6µg/L
077103	2-HEXANONE	BP	No	EPA 8260	3/24/2016 1:42:00 PM	<4.4	µg/L	4.4µg/L
078133	4-METHYL-2-PENTANONE	BP	No	EPA 8260	3/24/2016 1:42:00 PM	<4	µg/L	4µg/L
081552	ACETONE	BP	No	EPA 8260	3/24/2016 1:42:00 PM	<9.9	µg/L	9.9µg/L
034215	ACRYLONITRILE	BP	No	EPA 8260	3/24/2016 1:42:00 PM	<4.5	µg/L	4.5µg/L
034030	BENZENE	BP	No	EPA 8260	3/24/2016 1:42:00 PM	1.3	µg/L	0.5µg/L
073085	BROMOCHLOROMETHANE	BP	No	EPA 8260	3/24/2016 1:42:00 PM	<0.58	µg/L	0.58µg/L
032101	BROMODICHLOROMETHANE	BP	No	EPA 8260	3/24/2016 1:42:00 PM	<0.44	µg/L	0.44µg/L
032104	BROMOFORM	BP	No	EPA 8260	3/24/2016 1:42:00 PM	<0.63	µg/L	0.63µg/L
034413	BROMOMETHANE (METHYL BROMIDE)	BP	No	EPA 8260	3/24/2016 1:42:00 PM	<2.5	µg/L	2.5µg/L
077041	CARBON DISULFIDE	BP	No	EPA 8260	3/24/2016 1:42:00 PM	<1	µg/L	1µg/L
032102	CARBON TETRACHLORIDE	BP	No	EPA 8260	3/24/2016 1:42:00 PM	<0.43	µg/L	0.43µg/L
034301	CHLOROBENZENE	BP	No	EPA 8260	3/24/2016 1:42:00 PM	1.4	µg/L	0.63µg/L
034311	CHLOROETHANE	BP	No	EPA 8260	3/24/2016 1:42:00 PM	<2.5	µg/L	2.5µg/L
032106	CHLOROFORM	BP	No	EPA 8260	3/24/2016 1:42:00 PM	<0.9	µg/L	0.9µg/L
034418	CHLOROMETHANE (METHYL CHLORIDE)	BP	No	EPA 8260	3/24/2016 1:42:00 PM	<1	µg/L	1µg/L
077093	CIS-1,2-DICHLOROETHENE	BP	No	EPA 8260	3/24/2016 1:42:00 PM	1.3	µg/L	0.65µg/L
034704	CIS-1,3-DICHLOROPROPENE	BP	No	EPA 8260	3/24/2016 1:42:00 PM	<0.39	µg/L	0.39µg/L
032105	DIBROMOCHLOROMETHANE	BP	No	EPA 8260	3/24/2016 1:42:00 PM	<0.31	µg/L	0.31µg/L
077596	DIBROMOMETHANE	BP	No	EPA 8260	3/24/2016 1:42:00 PM	<0.46	µg/L	0.46µg/L
034423	DICHLOROMETHANE	BP	No	EPA 8260	3/24/2016 1:42:00 PM	<4	µg/L	4µg/L
034371	ETHYLBENZENE	BP	No	EPA 8260	3/24/2016 1:42:00 PM	<0.44	µg/L	0.44µg/L
081595	METHYL ETHYL KETONE	BP	No	EPA 8260	3/24/2016 1:42:00 PM	<8.4	µg/L	8.4µg/L
077424	METHYL IODIDE	BP	No	EPA 8260	3/24/2016 1:42:00 PM	<2.5	µg/L	2.5µg/L
077128	STYRENE	BP	No	EPA 8260	3/24/2016 1:42:00 PM	<0.98	µg/L	0.98µg/L
034475	TETRACHLOROETHENE	BP	No	EPA 8260	3/24/2016 1:42:00 PM	<0.5	µg/L	0.5µg/L
034010	TOLUENE	BP	No	EPA 8260	3/24/2016 1:42:00 PM	<0.51	µg/L	0.51µg/L
034546	TRANS-1,2-DICHLOROETHENE	BP	No	EPA 8260	3/24/2016 1:42:00 PM	<0.67	µg/L	0.67µg/L
034699	TRANS-1,3-DICHLOROPROPENE	BP	No	EPA 8260	3/24/2016 1:42:00 PM	<0.27	µg/L	0.27µg/L
039180	TRICHLOROETHENE	BP	No	EPA 8260	3/24/2016 1:42:00 PM	<0.61	µg/L	0.61µg/L
034488	TRICHLOROFLUOROMETHANE	BP	No	EPA 8260	3/24/2016 1:42:00 PM	<2.5	µg/L	2.5µg/L
077057	VINYL ACETATE	BP	No	EPA 8260	3/24/2016 1:42:00 PM	<1.5	µg/L	1.5µg/L

* Attach Laboratory Reports

Citrus County Central Landfill
Parameter Monitoring Report

PART III Analytical Results

Facility WACS #: **SWD/09/39859**

Test Site ID #: **27449**

Well Name: **MW-21**

Classification of Ground Water: **GII**

Ground Water Elevation (NGVD): **7.14**

Sampling Date/Time: **3/22/2016 12:05:00 PM**

Report Period: **FIRST SEMIANNUAL 2016**

Well Purged: **Yes**

Well Type:

[ ]	Background	[ ]	Intermediate
[X]	Compliance	[ ]	Water Supply
[ ]	Detection	[ ]	Piezometer
[ ]	Assessment	[ ]	Leachate
[ ]	Other	[ ]	Surface Water

STORET CODE	PARAMETER MONITORED	SAMPLING METHOD	FIELD FILTERED	ANALYSIS METHOD	ANALYSIS DATE/TIME	ANALYSIS RESULT *	UNITS	DETECTION LIMIT/UNITS
039175	VINYL CHLORIDE	BP	No	EPA 8260	3/24/2016 1:42:00 PM	<0.71	µg/L	0.71µg/L
034020	XYLENES	BP	No	EPA 8260	3/24/2016 1:42:00 PM	<0.5	µg/L	0.5µg/L
070300	TOTAL DISSOLVED SOLIDS	BP	No	SM18 2540 C	3/24/2016 3:06:00 PM	20	mg/L	5mg/L
046480	REDOX POTENTIAL (FIELD)	BP	No	SM18 2580 B	3/22/2016 12:05:00 PM	29.8	mV	mV

* Attach Laboratory Reports

Citrus County Central Landfill
Parameter Monitoring Report

PART III Analytical Results

Facility WACS #: SWD/09/39859

Test Site ID #:

Well Name: EQUBLK (660-72820-2)

Classification of Ground Water:

Ground Water Elevation (NGVD):

Sampling Date/Time: 3/23/2016 10:53:00 AM

Report Period: FIRST SEMIANNUAL 2016

Well Purged:

Well Type:
[ ] Background [ ] Intermediate
[ ] Compliance [ ] Water Supply
[ ] Detection [ ] Piezometer
[ ] Assessment [ ] Leachate
[X] Other [ ] Surface Water

STORET CODE	PARAMETER MONITORED	SAMPLING METHOD	FIELD FILTERED	ANALYSIS METHOD	ANALYSIS DATE/TIME	ANALYSIS RESULT *	UNITS	DETECTION LIMIT/UNITS
000940	CHLORIDE	BP	No	EPA 300.0	4/5/2016 4:52:00 PM	4.4	mg/L	0.2mg/L
000610	AMMONIA NITROGEN	BP	No	EPA 350.1	3/25/2016 3:15:00 PM	<0.1	mg/L	0.1mg/L
000620	NITRATE NITROGEN	BP	No	EPA 353.2	3/24/2016 4:24:00 PM	0.14	mg/L	0.01mg/L
001097	ANTIMONY	BP	No	EPA 6020	4/2/2016 12:46:00 AM	<0.5	µg/L	0.5µg/L
001002	ARSENIC	BP	No	EPA 6020	4/2/2016 12:46:00 AM	<1.5	µg/L	1.5µg/L
001007	BARIUM	BP	No	EPA 6020	4/2/2016 12:46:00 AM	12	µg/L	0.61µg/L
001012	BERYLLIUM	BP	No	EPA 6020	4/2/2016 12:46:00 AM	<0.17	µg/L	0.17µg/L
001027	CADMIUM	BP	No	EPA 6020	4/2/2016 12:46:00 AM	<0.15	µg/L	0.15µg/L
001034	CHROMIUM	BP	No	EPA 6020	4/2/2016 12:46:00 AM	<1.6	µg/L	1.6µg/L
001037	COBALT	BP	No	EPA 6020	4/2/2016 12:46:00 AM	<0.12	µg/L	0.12µg/L
001042	COPPER	BP	No	EPA 6020	4/2/2016 12:46:00 AM	5.5	µg/L	1.7µg/L
001045	IRON	BP	No	EPA 6020	4/2/2016 12:46:00 AM	32 I	µg/L	25µg/L
001051	LEAD	BP	No	EPA 6020	4/2/2016 12:46:00 AM	<0.98	µg/L	0.98µg/L
001067	NICKEL	BP	No	EPA 6020	4/2/2016 12:46:00 AM	<1.9	µg/L	1.9µg/L
001147	SELENIUM	BP	No	EPA 6020	4/2/2016 12:46:00 AM	<1	µg/L	1µg/L
001077	SILVER	BP	No	EPA 6020	4/2/2016 12:46:00 AM	<0.1	µg/L	0.1µg/L
000929	SODIUM	BP	No	EPA 6020	4/2/2016 12:46:00 AM	15	mg/L	0.17mg/L
001059	THALLIUM	BP	No	EPA 6020	4/2/2016 12:46:00 AM	<0.49	µg/L	0.49µg/L
001087	VANADIUM	BP	No	EPA 6020	4/2/2016 12:46:00 AM	<5.3	µg/L	5.3µg/L
001092	ZINC	BP	No	EPA 6020	4/2/2016 12:46:00 AM	52	µg/L	9.6µg/L
071900	MERCURY	BP	No	EPA 7470	3/30/2016 11:07:00 AM	<0.08	µg/L	0.08µg/L
077443	1,2,3-TRICHLOROPROPANE	BP	No	EPA 8011	3/28/2016 3:14:00 PM	<0.087	µg/L	0.087µg/L
049146	1,2-DIBROMO-3-CHLOROPROPANE	BP	No	EPA 8011	3/28/2016 3:14:00 PM	<0.0048	µg/L	0.0048µg/L
077651	1,2-DIBROMOETHANE (EDB)	BP	No	EPA 8011	3/28/2016 3:14:00 PM	<0.0021	µg/L	0.0021µg/L
049263	(E)-1,4-DICHLORO-2-BUTENE	BP	No	EPA 8260	3/28/2016 10:54:00 AM	<2.5	µg/L	2.5µg/L
077562	1,1,1,2-TETRACHLOROETHANE	BP	No	EPA 8260	3/28/2016 10:54:00 AM	<0.63	µg/L	0.63µg/L
034506	1,1,1-TRICHLOROETHANE	BP	No	EPA 8260	3/28/2016 10:54:00 AM	<0.47	µg/L	0.47µg/L
034516	1,1,2,2-TETRACHLOROETHANE	BP	No	EPA 8260	3/28/2016 10:54:00 AM	<0.17	µg/L	0.17µg/L
034511	1,1,2-TRICHLOROETHANE	BP	No	EPA 8260	3/28/2016 10:54:00 AM	<0.47	µg/L	0.47µg/L
034496	1,1-DICHLOROETHANE	BP	No	EPA 8260	3/28/2016 10:54:00 AM	<0.52	µg/L	0.52µg/L
034501	1,1-DICHLOROETHENE	BP	No	EPA 8260	3/28/2016 10:54:00 AM	<0.67	µg/L	0.67µg/L
034536	1,2-DICHLOROBENZENE	BP	No	EPA 8260	3/28/2016 10:54:00 AM	<0.49	µg/L	0.49µg/L
034531	1,2-DICHLOROETHANE	BP	No	EPA 8260	3/28/2016 10:54:00 AM	<0.57	µg/L	0.57µg/L
034541	1,2-DICHLOROPROPANE	BP	No	EPA 8260	3/28/2016 10:54:00 AM	<0.52	µg/L	0.52µg/L
034571	1,4-DICHLOROBENZENE	BP	No	EPA 8260	3/28/2016 10:54:00 AM	<0.6	µg/L	0.6µg/L
077103	2-HEXANONE	BP	No	EPA 8260	3/28/2016 10:54:00 AM	<4.4	µg/L	4.4µg/L
078133	4-METHYL-2-PENTANONE	BP	No	EPA 8260	3/28/2016 10:54:00 AM	<4	µg/L	4µg/L
081552	ACETONE	BP	No	EPA 8260	3/28/2016 10:54:00 AM	<9.9	µg/L	9.9µg/L
034215	ACRYLONITRILE	BP	No	EPA 8260	3/28/2016 10:54:00 AM	<4.5	µg/L	4.5µg/L
034030	BENZENE	BP	No	EPA 8260	3/28/2016 10:54:00 AM	<0.5	µg/L	0.5µg/L
073085	BROMOCHLOROMETHANE	BP	No	EPA 8260	3/28/2016 10:54:00 AM	<0.58	µg/L	0.58µg/L
032101	BROMODICHLOROMETHANE	BP	No	EPA 8260	3/28/2016 10:54:00 AM	<0.44	µg/L	0.44µg/L
032104	BROMOFORM	BP	No	EPA 8260	3/28/2016 10:54:00 AM	<0.63	µg/L	0.63µg/L
034413	BROMOMETHANE (METHYL BROMIDE)	BP	No	EPA 8260	3/28/2016 10:54:00 AM	<2.5	µg/L	2.5µg/L
077041	CARBON DISULFIDE	BP	No	EPA 8260	3/28/2016 10:54:00 AM	<1	µg/L	1µg/L

* Attach Laboratory Reports

Citrus County Central Landfill
Parameter Monitoring Report

PART III Analytical Results

Facility WACS #: **SWD/09/39859**

Test Site ID #:

Well Name: **EQUBLK** **(660-72820-2)**

Classification of Ground Water:

Ground Water Elevation (NGVD):

Sampling Date/Time: **3/23/2016 10:53:00 AM**

Report Period: **FIRST SEMIANNUAL 2016**

Well Purged:

Well Type:
[ ] Background [ ] Intermediate
[ ] Compliance [ ] Water Supply
[ ] Detection [ ] Piezometer
[ ] Assessment [ ] Leachate
[X] Other [ ] Surface Water

STORET CODE	PARAMETER MONITORED	SAMPLING METHOD	FIELD FILTERED	ANALYSIS METHOD	ANALYSIS DATE/TIME	ANALYSIS RESULT *	UNITS	DETECTION LIMIT/UNITS
032102	CARBON TETRACHLORIDE	BP	No	EPA 8260	3/28/2016 10:54:00 AM	<0.43	µg/L	0.43µg/L
034301	CHLOROBENZENE	BP	No	EPA 8260	3/28/2016 10:54:00 AM	<0.63	µg/L	0.63µg/L
034311	CHLOROETHANE	BP	No	EPA 8260	3/28/2016 10:54:00 AM	<2.5	µg/L	2.5µg/L
032106	CHLOROFORM	BP	No	EPA 8260	3/28/2016 10:54:00 AM	<0.9	µg/L	0.9µg/L
034418	CHLOROMETHANE (METHYL CHLORIDE)	BP	No	EPA 8260	3/28/2016 10:54:00 AM	<1	µg/L	1µg/L
077093	CIS-1,2-DICHLOROETHENE	BP	No	EPA 8260	3/28/2016 10:54:00 AM	<0.65	µg/L	0.65µg/L
034704	CIS-1,3-DICHLOROPROPENE	BP	No	EPA 8260	3/28/2016 10:54:00 AM	<0.39	µg/L	0.39µg/L
032105	DIBROMOCHLOROMETHANE	BP	No	EPA 8260	3/28/2016 10:54:00 AM	<0.31	µg/L	0.31µg/L
077596	DIBROMOMETHANE	BP	No	EPA 8260	3/28/2016 10:54:00 AM	<0.46	µg/L	0.46µg/L
034423	DICHLOROMETHANE	BP	No	EPA 8260	3/28/2016 10:54:00 AM	<4	µg/L	4µg/L
034371	ETHYLBENZENE	BP	No	EPA 8260	3/28/2016 10:54:00 AM	<0.44	µg/L	0.44µg/L
081595	METHYL ETHYL KETONE	BP	No	EPA 8260	3/28/2016 10:54:00 AM	<8.4	µg/L	8.4µg/L
077424	METHYL IODIDE	BP	No	EPA 8260	3/28/2016 10:54:00 AM	<2.5	µg/L	2.5µg/L
077128	STYRENE	BP	No	EPA 8260	3/28/2016 10:54:00 AM	<0.98	µg/L	0.98µg/L
034475	TETRACHLOROETHENE	BP	No	EPA 8260	3/28/2016 10:54:00 AM	<0.5	µg/L	0.5µg/L
034010	TOLUENE	BP	No	EPA 8260	3/28/2016 10:54:00 AM	<0.51	µg/L	0.51µg/L
034546	TRANS-1,2-DICHLOROETHENE	BP	No	EPA 8260	3/28/2016 10:54:00 AM	<0.67	µg/L	0.67µg/L
034699	TRANS-1,3-DICHLOROPROPENE	BP	No	EPA 8260	3/28/2016 10:54:00 AM	<0.27	µg/L	0.27µg/L
039180	TRICHLOROETHENE	BP	No	EPA 8260	3/28/2016 10:54:00 AM	<0.61	µg/L	0.61µg/L
034488	TRICHLOROFLUOROMETHANE	BP	No	EPA 8260	3/28/2016 10:54:00 AM	<2.5	µg/L	2.5µg/L
077057	VINYL ACETATE	BP	No	EPA 8260	3/28/2016 10:54:00 AM	<1.5	µg/L	1.5µg/L
039175	VINYL CHLORIDE	BP	No	EPA 8260	3/28/2016 10:54:00 AM	<0.71	µg/L	0.71µg/L
034020	XYLENES	BP	No	EPA 8260	3/28/2016 10:54:00 AM	<0.5	µg/L	0.5µg/L
070300	TOTAL DISSOLVED SOLIDS	BP	No	SM18 2540 C	3/25/2016 5:17:00 PM	140	mg/L	5mg/L

* Attach Laboratory Reports

Citrus County Central Landfill
Parameter Monitoring Report

PART III Analytical Results

Facility WACS #: SWD/09/39859

Test Site ID #:

Well Name: TRIP1 (660-72778-5)

Classification of Ground Water:

Ground Water Elevation (NGVD):

Sampling Date/Time: 3/22/2016

Report Period: FIRST SEMIANNUAL 2016

Well Purged:

Well Type:
[ ] Background [ ] Intermediate
[ ] Compliance [ ] Water Supply
[ ] Detection [ ] Piezometer
[ ] Assessment [ ] Leachate
[X] Other [ ] Surface Water

STORET CODE	PARAMETER MONITORED	SAMPLING METHOD	FIELD FILTERED	ANALYSIS METHOD	ANALYSIS DATE/TIME	ANALYSIS RESULT *	UNITS	DETECTION LIMIT/UNITS
049263	(E)-1,4-DICHLORO-2-BUTENE		No	EPA 8260	3/24/2016 12:47:00 PM	<2.5	µg/L	2.5µg/L
077562	1,1,1,2-TETRACHLOROETHANE		No	EPA 8260	3/24/2016 12:47:00 PM	<0.63	µg/L	0.63µg/L
034506	1,1,1-TRICHLOROETHANE		No	EPA 8260	3/24/2016 12:47:00 PM	<0.47	µg/L	0.47µg/L
034516	1,1,2,2-TETRACHLOROETHANE		No	EPA 8260	3/24/2016 12:47:00 PM	<0.17	µg/L	0.17µg/L
034511	1,1,2-TRICHLOROETHANE		No	EPA 8260	3/24/2016 12:47:00 PM	<0.47	µg/L	0.47µg/L
034496	1,1-DICHLOROETHANE		No	EPA 8260	3/24/2016 12:47:00 PM	<0.52	µg/L	0.52µg/L
034501	1,1-DICHLOROETHENE		No	EPA 8260	3/24/2016 12:47:00 PM	<0.67	µg/L	0.67µg/L
077443	1,2,3-TRICHLOROPROPANE		No	EPA 8260	3/24/2016 12:47:00 PM	<0.44	µg/L	0.44µg/L
049146	1,2-DIBROMO-3-CHLOROPROPANE		No	EPA 8260	3/24/2016 12:47:00 PM	<2.5	µg/L	2.5µg/L
077651	1,2-DIBROMOETHANE (EDB)		No	EPA 8260	3/24/2016 12:47:00 PM	<0.5	µg/L	0.5µg/L
034536	1,2-DICHLOROBENZENE		No	EPA 8260	3/24/2016 12:47:00 PM	<0.49	µg/L	0.49µg/L
034531	1,2-DICHLOROETHANE		No	EPA 8260	3/24/2016 12:47:00 PM	<0.57	µg/L	0.57µg/L
034541	1,2-DICHLOROPROPANE		No	EPA 8260	3/24/2016 12:47:00 PM	<0.52	µg/L	0.52µg/L
034571	1,4-DICHLOROBENZENE		No	EPA 8260	3/24/2016 12:47:00 PM	<0.6	µg/L	0.6µg/L
077103	2-HEXANONE		No	EPA 8260	3/24/2016 12:47:00 PM	<4.4	µg/L	4.4µg/L
078133	4-METHYL-2-PENTANONE		No	EPA 8260	3/24/2016 12:47:00 PM	<4	µg/L	4µg/L
081552	ACETONE		No	EPA 8260	3/24/2016 12:47:00 PM	<9.9	µg/L	9.9µg/L
034215	ACRYLONITRILE		No	EPA 8260	3/24/2016 12:47:00 PM	<4.5	µg/L	4.5µg/L
034030	BENZENE		No	EPA 8260	3/24/2016 12:47:00 PM	<0.5	µg/L	0.5µg/L
073085	BROMOCHLOROMETHANE		No	EPA 8260	3/24/2016 12:47:00 PM	<0.58	µg/L	0.58µg/L
032101	BROMODICHLOROMETHANE		No	EPA 8260	3/24/2016 12:47:00 PM	<0.44	µg/L	0.44µg/L
032104	BROMOFORM		No	EPA 8260	3/24/2016 12:47:00 PM	<0.63	µg/L	0.63µg/L
034413	BROMOMETHANE (METHYL BROMIDE)		No	EPA 8260	3/24/2016 12:47:00 PM	<2.5	µg/L	2.5µg/L
077041	CARBON DISULFIDE		No	EPA 8260	3/24/2016 12:47:00 PM	<1	µg/L	1µg/L
032102	CARBON TETRACHLORIDE		No	EPA 8260	3/24/2016 12:47:00 PM	<0.43	µg/L	0.43µg/L
034301	CHLOROBENZENE		No	EPA 8260	3/24/2016 12:47:00 PM	<0.63	µg/L	0.63µg/L
034311	CHLOROETHANE		No	EPA 8260	3/24/2016 12:47:00 PM	<2.5	µg/L	2.5µg/L
032106	CHLOROFORM		No	EPA 8260	3/24/2016 12:47:00 PM	<0.9	µg/L	0.9µg/L
034418	CHLOROMETHANE (METHYL CHLORIDE)		No	EPA 8260	3/24/2016 12:47:00 PM	<1	µg/L	1µg/L
077093	CIS-1,2-DICHLOROETHENE		No	EPA 8260	3/24/2016 12:47:00 PM	<0.65	µg/L	0.65µg/L
034704	CIS-1,3-DICHLOROPROPENE		No	EPA 8260	3/24/2016 12:47:00 PM	<0.39	µg/L	0.39µg/L
032105	DIBROMOCHLOROMETHANE		No	EPA 8260	3/24/2016 12:47:00 PM	<0.31	µg/L	0.31µg/L
077596	DIBROMOMETHANE		No	EPA 8260	3/24/2016 12:47:00 PM	<0.46	µg/L	0.46µg/L
034423	DICHLOROMETHANE		No	EPA 8260	3/24/2016 12:47:00 PM	<4	µg/L	4µg/L
034371	ETHYLBENZENE		No	EPA 8260	3/24/2016 12:47:00 PM	<0.44	µg/L	0.44µg/L
081595	METHYL ETHYL KETONE		No	EPA 8260	3/24/2016 12:47:00 PM	<8.4	µg/L	8.4µg/L
077424	METHYL IODIDE		No	EPA 8260	3/24/2016 12:47:00 PM	<2.5	µg/L	2.5µg/L
077128	STYRENE		No	EPA 8260	3/24/2016 12:47:00 PM	<0.98	µg/L	0.98µg/L
034475	TETRACHLOROETHENE		No	EPA 8260	3/24/2016 12:47:00 PM	<0.5	µg/L	0.5µg/L
034010	TOLUENE		No	EPA 8260	3/24/2016 12:47:00 PM	<0.51	µg/L	0.51µg/L
034546	TRANS-1,2-DICHLOROETHENE		No	EPA 8260	3/24/2016 12:47:00 PM	<0.67	µg/L	0.67µg/L
034699	TRANS-1,3-DICHLOROPROPENE		No	EPA 8260	3/24/2016 12:47:00 PM	<0.27	µg/L	0.27µg/L
039180	TRICHLOROETHENE		No	EPA 8260	3/24/2016 12:47:00 PM	<0.61	µg/L	0.61µg/L
034488	TRICHLOROFLUOROMETHANE		No	EPA 8260	3/24/2016 12:47:00 PM	<2.5	µg/L	2.5µg/L
077057	VINYL ACETATE		No	EPA 8260	3/24/2016 12:47:00 PM	<1.5	µg/L	1.5µg/L

* Attach Laboratory Reports

Citrus County Central Landfill
Parameter Monitoring Report

PART III Analytical Results

Facility WACS #: **SWD/09/39859**

Test Site ID #:

Well Name: **TRIP1** **(660-72778-5)**

Classification of Ground Water:

Ground Water Elevation (NGVD):

Sampling Date/Time: **3/22/2016**

Report Period: **FIRST SEMIANNUAL 2016**

Well Purged:

Well Type:
[ ] Background [ ] Intermediate
[ ] Compliance [ ] Water Supply
[ ] Detection [ ] Piezometer
[ ] Assessment [ ] Leachate
[X] Other [ ] Surface Water

STORET CODE	PARAMETER MONITORED	SAMPLING METHOD	FIELD FILTERED	ANALYSIS METHOD	ANALYSIS DATE/TIME	ANALYSIS RESULT *	UNITS	DETECTION LIMIT/UNITS
039175	VINYL CHLORIDE		No	EPA 8260	3/24/2016 12:47:00 PM	<0.71	µg/L	0.71µg/L
034020	XYLENES		No	EPA 8260	3/24/2016 12:47:00 PM	<0.5	µg/L	0.5µg/L

* Attach Laboratory Reports

Citrus County Central Landfill
Parameter Monitoring Report

PART III Analytical Results

Facility WACS #: **SWD/09/39859**

Test Site ID #:

Well Name: **TRIP2** **(660-72784-2)**

Classification of Ground Water:

Ground Water Elevation (NGVD):

Sampling Date/Time: **3/22/2016**

Report Period: **FIRST SEMIANNUAL 2016**

Well Purged:

Well Type:
[ ] Background [ ] Intermediate
[ ] Compliance [ ] Water Supply
[ ] Detection [ ] Piezometer
[ ] Assessment [ ] Leachate
[X] Other [ ] Surface Water

STORET CODE	PARAMETER MONITORED	SAMPLING METHOD	FIELD FILTERED	ANALYSIS METHOD	ANALYSIS DATE/TIME	ANALYSIS RESULT *	UNITS	DETECTION LIMIT/UNITS
082080	TOTAL TRIHALOMETHANES		No	CALC	3/25/2016 12:18:00 AM	<0.079	µg/L	0.079µg/L

* Attach Laboratory Reports

Citrus County Central Landfill
Parameter Monitoring Report

PART III Analytical Results

Facility WACS #: SWD/09/39859

Test Site ID #:

Well Name: TRIP3 (660-72820-7)

Classification of Ground Water:

Ground Water Elevation (NGVD):

Sampling Date/Time: 3/23/2016

Report Period: FIRST SEMIANNUAL 2016

Well Purged:

Well Type:
[ ] Background [ ] Intermediate
[ ] Compliance [ ] Water Supply
[ ] Detection [ ] Piezometer
[ ] Assessment [ ] Leachate
[X] Other [ ] Surface Water

STORET CODE	PARAMETER MONITORED	SAMPLING METHOD	FIELD FILTERED	ANALYSIS METHOD	ANALYSIS DATE/TIME	ANALYSIS RESULT *	UNITS	DETECTION LIMIT/UNITS
049263	(E)-1,4-DICHLORO-2-BUTENE		No	EPA 8260	3/28/2016 10:36:00 AM	<2.5	µg/L	2.5µg/L
077562	1,1,1,2-TETRACHLOROETHANE		No	EPA 8260	3/28/2016 10:36:00 AM	<0.63	µg/L	0.63µg/L
034506	1,1,1-TRICHLOROETHANE		No	EPA 8260	3/28/2016 10:36:00 AM	<0.47	µg/L	0.47µg/L
034516	1,1,2,2-TETRACHLOROETHANE		No	EPA 8260	3/28/2016 10:36:00 AM	<0.17	µg/L	0.17µg/L
034511	1,1,2-TRICHLOROETHANE		No	EPA 8260	3/28/2016 10:36:00 AM	<0.47	µg/L	0.47µg/L
034496	1,1-DICHLOROETHANE		No	EPA 8260	3/28/2016 10:36:00 AM	<0.52	µg/L	0.52µg/L
034501	1,1-DICHLOROETHENE		No	EPA 8260	3/28/2016 10:36:00 AM	<0.67	µg/L	0.67µg/L
077443	1,2,3-TRICHLOROPROPANE		No	EPA 8260	3/28/2016 10:36:00 AM	<0.44	µg/L	0.44µg/L
049146	1,2-DIBROMO-3-CHLOROPROPANE		No	EPA 8260	3/28/2016 10:36:00 AM	<2.5	µg/L	2.5µg/L
077651	1,2-DIBROMOETHANE (EDB)		No	EPA 8260	3/28/2016 10:36:00 AM	<0.5	µg/L	0.5µg/L
034536	1,2-DICHLOROBENZENE		No	EPA 8260	3/28/2016 10:36:00 AM	<0.49	µg/L	0.49µg/L
034531	1,2-DICHLOROETHANE		No	EPA 8260	3/28/2016 10:36:00 AM	<0.57	µg/L	0.57µg/L
034541	1,2-DICHLOROPROPANE		No	EPA 8260	3/28/2016 10:36:00 AM	<0.52	µg/L	0.52µg/L
034571	1,4-DICHLOROBENZENE		No	EPA 8260	3/28/2016 10:36:00 AM	<0.6	µg/L	0.6µg/L
077103	2-HEXANONE		No	EPA 8260	3/28/2016 10:36:00 AM	<4.4	µg/L	4.4µg/L
078133	4-METHYL-2-PENTANONE		No	EPA 8260	3/28/2016 10:36:00 AM	<4	µg/L	4µg/L
081552	ACETONE		No	EPA 8260	3/28/2016 10:36:00 AM	<9.9	µg/L	9.9µg/L
034215	ACRYLONITRILE		No	EPA 8260	3/28/2016 10:36:00 AM	<4.5	µg/L	4.5µg/L
034030	BENZENE		No	EPA 8260	3/28/2016 10:36:00 AM	<0.5	µg/L	0.5µg/L
073085	BROMOCHLOROMETHANE		No	EPA 8260	3/28/2016 10:36:00 AM	<0.58	µg/L	0.58µg/L
032101	BROMODICHLOROMETHANE		No	EPA 8260	3/28/2016 10:36:00 AM	<0.44	µg/L	0.44µg/L
032104	BROMOFORM		No	EPA 8260	3/28/2016 10:36:00 AM	<0.63	µg/L	0.63µg/L
034413	BROMOMETHANE (METHYL BROMIDE)		No	EPA 8260	3/28/2016 10:36:00 AM	<2.5	µg/L	2.5µg/L
077041	CARBON DISULFIDE		No	EPA 8260	3/28/2016 10:36:00 AM	<1	µg/L	1µg/L
032102	CARBON TETRACHLORIDE		No	EPA 8260	3/28/2016 10:36:00 AM	<0.43	µg/L	0.43µg/L
034301	CHLOROBENZENE		No	EPA 8260	3/28/2016 10:36:00 AM	<0.63	µg/L	0.63µg/L
034311	CHLOROETHANE		No	EPA 8260	3/28/2016 10:36:00 AM	<2.5	µg/L	2.5µg/L
032106	CHLOROFORM		No	EPA 8260	3/28/2016 10:36:00 AM	<0.9	µg/L	0.9µg/L
034418	CHLOROMETHANE (METHYL CHLORIDE)		No	EPA 8260	3/28/2016 10:36:00 AM	<1	µg/L	1µg/L
077093	CIS-1,2-DICHLOROETHENE		No	EPA 8260	3/28/2016 10:36:00 AM	<0.65	µg/L	0.65µg/L
034704	CIS-1,3-DICHLOROPROPENE		No	EPA 8260	3/28/2016 10:36:00 AM	<0.39	µg/L	0.39µg/L
032105	DIBROMOCHLOROMETHANE		No	EPA 8260	3/28/2016 10:36:00 AM	<0.31	µg/L	0.31µg/L
077596	DIBROMOMETHANE		No	EPA 8260	3/28/2016 10:36:00 AM	<0.46	µg/L	0.46µg/L
034423	DICHLOROMETHANE		No	EPA 8260	3/28/2016 10:36:00 AM	<4	µg/L	4µg/L
034371	ETHYLBENZENE		No	EPA 8260	3/28/2016 10:36:00 AM	<0.44	µg/L	0.44µg/L
081595	METHYL ETHYL KETONE		No	EPA 8260	3/28/2016 10:36:00 AM	<8.4	µg/L	8.4µg/L
077424	METHYL IODIDE		No	EPA 8260	3/28/2016 10:36:00 AM	<2.5	µg/L	2.5µg/L
077128	STYRENE		No	EPA 8260	3/28/2016 10:36:00 AM	<0.98	µg/L	0.98µg/L
034475	TETRACHLOROETHENE		No	EPA 8260	3/28/2016 10:36:00 AM	<0.5	µg/L	0.5µg/L
034010	TOLUENE		No	EPA 8260	3/28/2016 10:36:00 AM	<0.51	µg/L	0.51µg/L
034546	TRANS-1,2-DICHLOROETHENE		No	EPA 8260	3/28/2016 10:36:00 AM	<0.67	µg/L	0.67µg/L
034699	TRANS-1,3-DICHLOROPROPENE		No	EPA 8260	3/28/2016 10:36:00 AM	<0.27	µg/L	0.27µg/L
039180	TRICHLOROETHENE		No	EPA 8260	3/28/2016 10:36:00 AM	<0.61	µg/L	0.61µg/L
034488	TRICHLOROFLUOROMETHANE		No	EPA 8260	3/28/2016 10:36:00 AM	<2.5	µg/L	2.5µg/L
077057	VINYL ACETATE		No	EPA 8260	3/28/2016 10:36:00 AM	<1.5	µg/L	1.5µg/L

* Attach Laboratory Reports

Citrus County Central Landfill
Parameter Monitoring Report

PART III Analytical Results

Facility WACS #: **SWD/09/39859**

Test Site ID #:

Well Name: **TRIP3** **(660-72820-7)**

Classification of Ground Water:

Ground Water Elevation (NGVD):

Sampling Date/Time: **3/23/2016**

Report Period: **FIRST SEMIANNUAL 2016**

Well Purged:

Well Type:
[ ] Background [ ] Intermediate
[ ] Compliance [ ] Water Supply
[ ] Detection [ ] Piezometer
[ ] Assessment [ ] Leachate
[X] Other [ ] Surface Water

STORET CODE	PARAMETER MONITORED	SAMPLING METHOD	FIELD FILTERED	ANALYSIS METHOD	ANALYSIS DATE/TIME	ANALYSIS RESULT *	UNITS	DETECTION LIMIT/UNITS
039175	VINYL CHLORIDE		No	EPA 8260	3/28/2016 10:36:00 AM	<0.71	µg/L	0.71µg/L
034020	XYLENES		No	EPA 8260	3/28/2016 10:36:00 AM	<0.5	µg/L	0.5µg/L

* Attach Laboratory Reports

ATTACHMENT 5

ORIGINAL LABORATORY DATA INCLUDING CHAIN-OF-CUSTODY FORMS

TestAmerica

THE LEADER IN ENVIRONMENTAL TESTING

ANALYTICAL REPORT

TestAmerica Laboratories, Inc.
TestAmerica Tampa
6712 Benjamin Road
Suite 100
Tampa, FL 33634
Tel: (813)885-7427

TestAmerica Job ID: 660-72778-1
Client Project/Site: Citrus County Landfill

For:
Jones Edmunds and Associates, Inc.
730 NE Waldo Road
Gainesville, Florida 32641-5699

Attn: Michelle Hays

Authorized for release by:
4/6/2016 4:51:28 PM

Jess Hornsby, Project Manager I
(813)885-7427
jess.hornsby@testamericainc.com

LINKS

Review your project results through TotalAccess

Have a Question? Ask The Expert

Visit us at: www.testamericainc.com

The test results in this report meet all 2003 NELAC and 2009 TNI requirements for accredited parameters, exceptions are noted in this report. This report may not be reproduced except in full, and with written approval from the laboratory. For questions please contact the Project Manager at the e-mail address or telephone number listed on this page.

This report has been electronically signed and authorized by the signatory. Electronic signature is intended to be the legally binding equivalent of a traditionally handwritten signature.

Results relate only to the items tested and the sample(s) as received by the laboratory.

Table of Contents

Cover Page 1
Table of Contents 2
Sample Summary 3
Case Narrative 4
Definitions/Glossary 5
Detection Summary 6
Client Sample Results 15
QC Sample Results 58
QC Association Summary 86
Lab Chronicle 94
Method Summary 101
Certification Summary 102
Chain of Custody 104
Field Data Sheets 113
Receipt Checklists 127

Sample Summary

Client: Jones Edmunds and Associates, Inc.
Project/Site: Citrus County Landfill

TestAmerica Job ID: 660-72778-1

Lab Sample ID	Client Sample ID	Matrix	Collected	Received
660-72778-1	MW-10	Water	03/22/16 10:40	03/23/16 10:05
660-72778-2	MW-21	Water	03/22/16 12:05	03/23/16 10:05
660-72778-3	MW-3	Water	03/22/16 13:50	03/23/16 10:05
660-72778-4	MW-20	Water	03/22/16 14:56	03/23/16 10:05
660-72778-5	TB - 032216 Blank 72778	Water	03/22/16 00:00	03/23/16 10:05
660-72784-1	MW-6	Water	03/22/16 15:48	03/23/16 10:05
660-72784-2	TB - 72784 Blank	Water	03/22/16 00:00	03/23/16 10:05
660-72820-1	MW-7	Water	03/23/16 08:48	03/24/16 09:05
660-72820-2	Field Blank - 032316 72820	Water	03/23/16 10:53	03/24/16 09:05
660-72820-3	MW-17	Water	03/23/16 12:44	03/24/16 09:05
660-72820-4	MW-15	Water	03/23/16 13:48	03/24/16 09:05
660-72820-5	MW-14	Water	03/23/16 14:27	03/24/16 09:05
660-72820-6	MW-13	Water	03/23/16 15:27	03/24/16 09:05
660-72820-7	TB - 032316 Blank 72820	Water	03/23/16 00:00	03/24/16 09:05
660-72854-1	MW-18	Water	03/23/16 10:20	03/24/16 09:00
660-72854-2	MW-19	Water	03/23/16 11:28	03/24/16 09:00
660-72864-1	MW-12	Water	03/24/16 08:20	03/25/16 08:40
660-72864-2	MW-11	Water	03/24/16 09:02	03/25/16 08:40

Case Narrative

Client: Jones Edmunds and Associates, Inc.
Project/Site: Citrus County Landfill

TestAmerica Job ID: 660-72778-1

Job ID: 660-72778-1

Laboratory: TestAmerica Tampa

Narrative

Receipt
The samples were received on 3/23/2016 10:05 AM, 3/24/2016 9:00 AM, 3/24/2016 9:05 AM and 3/25/2016 8:40 AM; the samples arrived in good condition, properly preserved and, on ice. The temperatures of the six coolers at receipt time were 0.3ºC, 1.3ºC, 1.3ºC, 1.5ºC, 1.5ºC and 2.9ºC.

GC/MS VOA
Method 524.2: Insufficient sample volume was available to perform a matrix spike/matrix spike duplicate (MS/MSD) associated with analytical batch 680-426566.

No additional analytical or quality issues were noted, other than those described above or in the Definitions/Glossary page.

HPLC/IC
No analytical or quality issues were noted, other than those described in the Definitions/Glossary page.

GC Semi VOA
No analytical or quality issues were noted, other than those described in the Definitions/Glossary page.

Metals
No analytical or quality issues were noted, other than those described in the Definitions/Glossary page.

Field Service / Mobile Lab
No analytical or quality issues were noted, other than those described in the Definitions/Glossary page.

General Chemistry
Method 353.2: The matrix spike / matrix spike duplicate (MS/MSD) recoveries for analytical batches 660-167784, -167843, and -167868 were outside control limits. Sample matrix interference and/or non-homogeneity are suspected because the associated laboratory control sample (LCS) recovery for each batch was within acceptance limits.

Method SM 2540C: The sample duplicate (DUP) precision for analytical batch 660-167843 was outside control limits. Sample non-homogeneity is suspected.

No additional analytical or quality issues were noted, other than those described above or in the Definitions/Glossary page.

Qualifiers

GC/MS VOA

Qualifier	Qualifier Description
U	Indicates that the compound was analyzed for but not detected.
I	The reported value is between the laboratory method detection limit and the laboratory practical quantitation limit.

GC Semi VOA

Qualifier	Qualifier Description
U	Indicates that the compound was analyzed for but not detected.
J1	Estimated value; value may not be accurate. Surrogate recovery outside of criteria.

HPLC/IC

Qualifier	Qualifier Description
U	Indicates that the compound was analyzed for but not detected.

Metals

Qualifier	Qualifier Description
U	Indicates that the compound was analyzed for but not detected.
I	The reported value is between the laboratory method detection limit and the laboratory practical quantitation limit.

General Chemistry

Qualifier	Qualifier Description
J3	Estimated value; value may not be accurate. Spike recovery or RPD outside of criteria.
U	Indicates that the compound was analyzed for but not detected.
I	The reported value is between the laboratory method detection limit and the laboratory practical quantitation limit.

Glossary

Abbreviation	These commonly used abbreviations may or may not be present in this report.
¤	Listed under the "D" column to designate that the result is reported on a dry weight basis
%R	Percent Recovery
CFL	Contains Free Liquid
CNF	Contains no Free Liquid
DER	Duplicate error ratio (normalized absolute difference)
Dil Fac	Dilution Factor
DL, RA, RE, IN	Indicates a Dilution, Re-analysis, Re-extraction, or additional Initial metals/anion analysis of the sample
DLC	Decision level concentration
MDA	Minimum detectable activity
EDL	Estimated Detection Limit
MDC	Minimum detectable concentration
MDL	Method Detection Limit
ML	Minimum Level (Dioxin)
NC	Not Calculated
ND	Not detected at the reporting limit (or MDL or EDL if shown)
PQL	Practical Quantitation Limit
QC	Quality Control
RER	Relative error ratio
RL	Reporting Limit or Requested Limit (Radiochemistry)
RPD	Relative Percent Difference, a measure of the relative difference between two points
TEF	Toxicity Equivalent Factor (Dioxin)
TEQ	Toxicity Equivalent Quotient (Dioxin)

Detection Summary

Client: Jones Edmunds and Associates, Inc.
Project/Site: Citrus County Landfill

TestAmerica Job ID: 660-72778-1

Client Sample ID: MW-10 — Lab Sample ID: 660-72778-1

Analyte	Result	Qualifier	PQL	MDL	Unit	Dil Fac	D	Method	Prep Type
1,1-Dichloroethane	0.67	I	1.0	0.52	ug/L	1		8260B	Total/NA
1,4-Dichlorobenzene	5.7		1.0	0.60	ug/L	1		8260B	Total/NA
Benzene	0.62	I	1.0	0.50	ug/L	1		8260B	Total/NA
cis-1,2-Dichloroethene	2.2		1.0	0.65	ug/L	1		8260B	Total/NA
Vinyl chloride	0.86	I	1.0	0.71	ug/L	1		8260B	Total/NA
Xylenes, Total	1.5	I	3.0	0.50	ug/L	1		8260B	Total/NA
Chloride	5.9		0.50	0.20	mg/L	1		300.0	Total/NA
Arsenic	3.1		3.0	1.5	ug/L	1		6020	Total Recoverable
Barium	200		5.0	0.61	ug/L	1		6020	Total Recoverable
Beryllium	0.18	I	0.50	0.17	ug/L	1		6020	Total Recoverable
Cadmium	0.54		0.50	0.15	ug/L	1		6020	Total Recoverable
Chromium	15		5.0	1.6	ug/L	1		6020	Total Recoverable
Cobalt	0.60		0.50	0.12	ug/L	1		6020	Total Recoverable
Copper	2.1	I	5.0	1.7	ug/L	1		6020	Total Recoverable
Iron	5800		100	25	ug/L	1		6020	Total Recoverable
Lead	7.6		2.5	0.98	ug/L	1		6020	Total Recoverable
Nickel	4.7	I	5.0	1.9	ug/L	1		6020	Total Recoverable
Silver	0.25	I	1.0	0.10	ug/L	1		6020	Total Recoverable
Sodium	6.8		0.50	0.17	mg/L	1		6020	Total Recoverable
Arsenic	1.9	I	3.0	1.3	ug/L	1		6020	Dissolved
Barium	27		5.0	1.3	ug/L	1		6020	Dissolved
Cobalt	0.46	I	0.50	0.15	ug/L	1		6020	Dissolved
Copper	1.3	I	5.0	1.1	ug/L	1		6020	Dissolved
Iron	4300		100	33	ug/L	1		6020	Dissolved
Lead	0.92	I	2.5	0.20	ug/L	1		6020	Dissolved
Sodium	6.1		0.50	0.25	mg/L	1		6020	Dissolved
Total Dissolved Solids	22		5.0	5.0	mg/L	1		SM 2540C	Total/NA
Color	Cloudy				Color Units	1		Field Sampling	Total/NA
Field pH	4.28				SU	1		Field Sampling	Total/NA
Field Temperature	22.6				Degrees C	1		Field Sampling	Total/NA
Oxygen, Dissolved	0.87				mg/L	1		Field Sampling	Total/NA
Specific Conductance	61				umhos/cm	1		Field Sampling	Total/NA
Turbidity	48.1				NTU	1		Field Sampling	Total/NA
Water Level	106.12				ft	1		Field Sampling	Total/NA
Oxidation Reduction Potential	35.5				millivolts	1		Field Sampling	Total/NA

Client Sample ID: MW-21 — Lab Sample ID: 660-72778-2

Analyte	Result	Qualifier	PQL	MDL	Unit	Dil Fac	D	Method	Prep Type
1,4-Dichlorobenzene	8.8		1.0	0.60	ug/L	1		8260B	Total/NA
Benzene	1.3		1.0	0.50	ug/L	1		8260B	Total/NA

This Detection Summary does not include radiochemical test results.

Detection Summary

Client: Jones Edmunds and Associates, Inc.
Project/Site: Citrus County Landfill

TestAmerica Job ID: 660-72778-1

Client Sample ID: MW-21 (Continued) — Lab Sample ID: 660-72778-2

Analyte	Result	Qualifier	PQL	MDL	Unit	Dil Fac	D	Method	Prep Type
Chlorobenzene	1.4		1.0	0.63	ug/L	1		8260B	Total/NA
cis-1,2-Dichloroethene	1.3		1.0	0.65	ug/L	1		8260B	Total/NA
Chloride	4.5		0.50	0.20	mg/L	1		300.0	Total/NA
Arsenic	4.8		3.0	1.5	ug/L	1		6020	Total Recoverable
Barium	26		5.0	0.61	ug/L	1		6020	Total Recoverable
Chromium	3.9	I	5.0	1.6	ug/L	1		6020	Total Recoverable
Cobalt	1.3		0.50	0.12	ug/L	1		6020	Total Recoverable
Iron	3000		100	25	ug/L	1		6020	Total Recoverable
Lead	1.3	I	2.5	0.98	ug/L	1		6020	Total Recoverable
Silver	0.37	I	1.0	0.10	ug/L	1		6020	Total Recoverable
Sodium	3.7		0.50	0.17	mg/L	1		6020	Total Recoverable
Arsenic	4.5		3.0	1.3	ug/L	1		6020	Dissolved
Barium	3.8	I	5.0	1.3	ug/L	1		6020	Dissolved
Chromium	3.3	I	5.0	2.5	ug/L	1		6020	Dissolved
Cobalt	1.3		0.50	0.15	ug/L	1		6020	Dissolved
Iron	2700		100	33	ug/L	1		6020	Dissolved
Sodium	3.6		0.50	0.25	mg/L	1		6020	Dissolved
Ammonia	1.8		0.25	0.10	mg/L	1		350.1	Total/NA
Total Dissolved Solids	20		5.0	5.0	mg/L	1		SM 2540C	Total/NA
Color	Clear				Color Units	1		Field Sampling	Total/NA
Field pH	4.64				SU	1		Field Sampling	Total/NA
Field Temperature	23.3				Degrees C	1		Field Sampling	Total/NA
Oxygen, Dissolved	0.42				mg/L	1		Field Sampling	Total/NA
Specific Conductance	109				umhos/cm	1		Field Sampling	Total/NA
Turbidity	14.2				NTU	1		Field Sampling	Total/NA
Water Level	108.49				ft	1		Field Sampling	Total/NA
Oxidation Reduction Potential	29.8				millivolts	1		Field Sampling	Total/NA

Client Sample ID: MW-3 — Lab Sample ID: 660-72778-3

Analyte	Result	Qualifier	PQL	MDL	Unit	Dil Fac	D	Method	Prep Type
Chloride	7.7		0.50	0.20	mg/L	1		300.0	Total/NA
Barium	29		5.0	0.61	ug/L	1		6020	Total Recoverable
Cadmium	0.24	I	0.50	0.15	ug/L	1		6020	Total Recoverable
Cobalt	0.58		0.50	0.12	ug/L	1		6020	Total Recoverable
Copper	71		5.0	1.7	ug/L	1		6020	Total Recoverable
Iron	34	I	100	25	ug/L	1		6020	Total Recoverable
Lead	6.0		2.5	0.98	ug/L	1		6020	Total Recoverable
Nickel	5.0		5.0	1.9	ug/L	1		6020	Total Recoverable

This Detection Summary does not include radiochemical test results.

Detection Summary

Client: Jones Edmunds and Associates, Inc.
Project/Site: Citrus County Landfill

TestAmerica Job ID: 660-72778-1

Client Sample ID: MW-3 (Continued) — Lab Sample ID: 660-72778-3

Analyte	Result	Qualifier	PQL	MDL	Unit	Dil Fac	D	Method	Prep Type
Sodium	8.9		0.50	0.17	mg/L	1		6020	Total Recoverable
Zinc	96		20	9.6	ug/L	1		6020	Total Recoverable
Total Dissolved Solids	28		5.0	5.0	mg/L	1		SM 2540C	Total/NA
Nitrate as N - DL2	3.7		0.10	0.050	mg/L	5		353.2	Total/NA
Color	Clear				Color Units	1		Field Sampling	Total/NA
Field pH	4.58				SU	1		Field Sampling	Total/NA
Field Temperature	22.4				Degrees C	1		Field Sampling	Total/NA
Oxygen, Dissolved	3.36				mg/L	1		Field Sampling	Total/NA
Specific Conductance	58				umhos/cm	1		Field Sampling	Total/NA
Turbidity	1.70				NTU	1		Field Sampling	Total/NA
Water Level	112.33				ft	1		Field Sampling	Total/NA
Oxidation Reduction Potential	159				millivolts	1		Field Sampling	Total/NA

Client Sample ID: MW-20 — Lab Sample ID: 660-72778-4

Analyte	Result	Qualifier	PQL	MDL	Unit	Dil Fac	D	Method	Prep Type
Chloride	41		0.50	0.20	mg/L	1		300.0	Total/NA
Arsenic	8.8		3.0	1.5	ug/L	1		6020	Total Recoverable
Barium	26		5.0	0.61	ug/L	1		6020	Total Recoverable
Cobalt	3.2		0.50	0.12	ug/L	1		6020	Total Recoverable
Iron	160000		100	25	ug/L	1		6020	Total Recoverable
Sodium	23		0.50	0.17	mg/L	1		6020	Total Recoverable
Ammonia	0.67	J3	0.25	0.10	mg/L	1		350.1	Total/NA
Total Dissolved Solids	240		5.0	5.0	mg/L	1		SM 2540C	Total/NA
Color	Clear				Color Units	1		Field Sampling	Total/NA
Field pH	5.92				SU	1		Field Sampling	Total/NA
Field Temperature	24.9				Degrees C	1		Field Sampling	Total/NA
Oxygen, Dissolved	0.41				mg/L	1		Field Sampling	Total/NA
Specific Conductance	689				umhos/cm	1		Field Sampling	Total/NA
Turbidity	1.82				NTU	1		Field Sampling	Total/NA
Water Level	112.45				ft	1		Field Sampling	Total/NA
Oxidation Reduction Potential	-49				millivolts	1		Field Sampling	Total/NA

Client Sample ID: TB - 032216 Blank 72778 — Lab Sample ID: 660-72778-5

No Detections.

Client Sample ID: MW-6 — Lab Sample ID: 660-72784-1

Analyte	Result	Qualifier	PQL	MDL	Unit	Dil Fac	D	Method	Prep Type
Bromodichloromethane	0.98		0.50	0.079	ug/L	1		524.2	Total/NA
Chloroform	1.4		0.50	0.20	ug/L	1		524.2	Total/NA
Dibromochloromethane	0.84		0.50	0.13	ug/L	1		524.2	Total/NA
Trihalomethanes, Total	3.2		0.50	0.079	ug/L	1		524.2	Total/NA
Chloride	240		5.0	2.0	mg/L	10		300.0	Total/NA

This Detection Summary does not include radiochemical test results.

Detection Summary

Client: Jones Edmunds and Associates, Inc.
Project/Site: Citrus County Landfill

TestAmerica Job ID: 660-72778-1

Client Sample ID: MW-6 (Continued) — Lab Sample ID: 660-72784-1

Analyte	Result	Qualifier	PQL	MDL	Unit	Dil Fac	D	Method	Prep Type
Iron	3100		100	25	ug/L	1		6020	Total Recoverable
Sodium	160		0.50	0.17	mg/L	1		6020	Total Recoverable
Total Dissolved Solids	420		5.0	5.0	mg/L	1		SM 2540C	Total/NA
Color	Clear				Color Units	1		Field Sampling	Total/NA
Field pH	4.43				SU	1		Field Sampling	Total/NA
Field Temperature	23.9				Degrees C	1		Field Sampling	Total/NA
Oxygen, Dissolved	0.56				mg/L	1		Field Sampling	Total/NA
Specific Conductance	906				umhos/cm	1		Field Sampling	Total/NA
Turbidity	0.60				NTU	1		Field Sampling	Total/NA
Water Level	110.57				ft	1		Field Sampling	Total/NA
Oxidation Reduction Potential	115				millivolts	1		Field Sampling	Total/NA

Client Sample ID: TB - 72784 Blank — Lab Sample ID: 660-72784-2

No Detections.

Client Sample ID: MW-7 — Lab Sample ID: 660-72820-1

Analyte	Result	Qualifier	PQL	MDL	Unit	Dil Fac	D	Method	Prep Type
1,4-Dichlorobenzene	3.5		1.0	0.60	ug/L	1		8260B	Total/NA
Benzene	1.8		1.0	0.50	ug/L	1		8260B	Total/NA
Chlorobenzene	1.2		1.0	0.63	ug/L	1		8260B	Total/NA
Ethylbenzene	2.5		1.0	0.44	ug/L	1		8260B	Total/NA
Xylenes, Total	0.77	I	3.0	0.50	ug/L	1		8260B	Total/NA
Chloride	7.3		0.50	0.20	mg/L	1		300.0	Total/NA
Arsenic	8.4		3.0	1.5	ug/L	1		6020	Total Recoverable
Barium	18		5.0	0.61	ug/L	1		6020	Total Recoverable
Cobalt	1.3		0.50	0.12	ug/L	1		6020	Total Recoverable
Copper	17		5.0	1.7	ug/L	1		6020	Total Recoverable
Iron	2100		100	25	ug/L	1		6020	Total Recoverable
Lead	1.3	I	2.5	0.98	ug/L	1		6020	Total Recoverable
Nickel	9.2		5.0	1.9	ug/L	1		6020	Total Recoverable
Sodium	11		0.50	0.17	mg/L	1		6020	Total Recoverable
Zinc	130		20	9.6	ug/L	1		6020	Total Recoverable
Total Dissolved Solids	50		5.0	5.0	mg/L	1		SM 2540C	Total/NA
Color	Clear				Color Units	1		Field Sampling	Total/NA
Field pH	5.03				SU	1		Field Sampling	Total/NA
Field Temperature	23.3				Degrees C	1		Field Sampling	Total/NA
Oxygen, Dissolved	0.62				mg/L	1		Field Sampling	Total/NA
Specific Conductance	80				umhos/cm	1		Field Sampling	Total/NA
Turbidity	1.30				NTU	1		Field Sampling	Total/NA
Water Level	120.65				ft	1		Field Sampling	Total/NA

This Detection Summary does not include radiochemical test results.

Detection Summary

Client: Jones Edmunds and Associates, Inc.
Project/Site: Citrus County Landfill

TestAmerica Job ID: 660-72778-1

Client Sample ID: MW-7 (Continued) — Lab Sample ID: 660-72820-1

Analyte	Result	Qualifier	PQL	MDL	Unit	Dil Fac	D	Method	Prep Type
Oxidation Reduction Potential	16.0				millivolts	1		Field Sampling	Total/NA

Client Sample ID: Field Blank - 032316 72820 — Lab Sample ID: 660-72820-2

Analyte	Result	Qualifier	PQL	MDL	Unit	Dil Fac	D	Method	Prep Type
Chloride	4.4		0.50	0.20	mg/L	1		300.0	Total/NA
Barium	12		5.0	0.61	ug/L	1		6020	Total Recoverable
Copper	5.5		5.0	1.7	ug/L	1		6020	Total Recoverable
Iron	32	I	100	25	ug/L	1		6020	Total Recoverable
Sodium	15		0.50	0.17	mg/L	1		6020	Total Recoverable
Zinc	52		20	9.6	ug/L	1		6020	Total Recoverable
Nitrate as N	0.14		0.020	0.010	mg/L	1		353.2	Total/NA
Total Dissolved Solids	140		5.0	5.0	mg/L	1		SM 2540C	Total/NA

Client Sample ID: MW-17 — Lab Sample ID: 660-72820-3

Analyte	Result	Qualifier	PQL	MDL	Unit	Dil Fac	D	Method	Prep Type
Benzene	0.62	I	1.0	0.50	ug/L	1		8260B	Total/NA
Chloride	4.5		0.50	0.20	mg/L	1		300.0	Total/NA
Arsenic	6.5		3.0	1.5	ug/L	1		6020	Total Recoverable
Barium	10		5.0	0.61	ug/L	1		6020	Total Recoverable
Cobalt	5.7		0.50	0.12	ug/L	1		6020	Total Recoverable
Iron	24000		100	25	ug/L	1		6020	Total Recoverable
Nickel	1.9	I	5.0	1.9	ug/L	1		6020	Total Recoverable
Sodium	3.2		0.50	0.17	mg/L	1		6020	Total Recoverable
Ammonia	0.30		0.25	0.10	mg/L	1		350.1	Total/NA
Nitrate as N	0.020		0.020	0.010	mg/L	1		353.2	Total/NA
Total Dissolved Solids	60		5.0	5.0	mg/L	1		SM 2540C	Total/NA
Color	Clear				Color Units	1		Field Sampling	Total/NA
Field pH	5.44				SU	1		Field Sampling	Total/NA
Field Temperature	24.0				Degrees C	1		Field Sampling	Total/NA
Oxygen, Dissolved	0.51				mg/L	1		Field Sampling	Total/NA
Specific Conductance	120				umhos/cm	1		Field Sampling	Total/NA
Turbidity	4.44				NTU	1		Field Sampling	Total/NA
Water Level	104.98				ft	1		Field Sampling	Total/NA
Oxidation Reduction Potential	-55.7				millivolts	1		Field Sampling	Total/NA

Client Sample ID: MW-15 — Lab Sample ID: 660-72820-4

Analyte	Result	Qualifier	PQL	MDL	Unit	Dil Fac	D	Method	Prep Type
cis-1,2-Dichloroethene	1.9		1.0	0.65	ug/L	1		8260B	Total/NA
Chloride	3.1		0.50	0.20	mg/L	1		300.0	Total/NA

This Detection Summary does not include radiochemical test results.

Detection Summary

Client: Jones Edmunds and Associates, Inc.
Project/Site: Citrus County Landfill

TestAmerica Job ID: 660-72778-1

Client Sample ID: MW-15 (Continued) — Lab Sample ID: 660-72820-4

Analyte	Result	Qualifier	PQL	MDL	Unit	Dil Fac	D	Method	Prep Type
Arsenic	4.5		3.0	1.5	ug/L	1		6020	Total Recoverable
Barium	4.3	I	5.0	0.61	ug/L	1		6020	Total Recoverable
Beryllium	0.44	I	0.50	0.17	ug/L	1		6020	Total Recoverable
Cadmium	0.41	I	0.50	0.15	ug/L	1		6020	Total Recoverable
Cobalt	1.4		0.50	0.12	ug/L	1		6020	Total Recoverable
Copper	2.8	I	5.0	1.7	ug/L	1		6020	Total Recoverable
Iron	8900		100	25	ug/L	1		6020	Total Recoverable
Lead	1.7	I	2.5	0.98	ug/L	1		6020	Total Recoverable
Nickel	2.5	I	5.0	1.9	ug/L	1		6020	Total Recoverable
Selenium	1.8	I	2.5	1.0	ug/L	1		6020	Total Recoverable
Silver	0.36	I	1.0	0.10	ug/L	1		6020	Total Recoverable
Sodium	2.5		0.50	0.17	mg/L	1		6020	Total Recoverable
Zinc	13	I	20	9.6	ug/L	1		6020	Total Recoverable
Nitrate as N	0.018	I	0.020	0.010	mg/L	1		353.2	Total/NA
Total Dissolved Solids	14		5.0	5.0	mg/L	1		SM 2540C	Total/NA
Color	Clear				Color Units	1		Field Sampling	Total/NA
Field pH	4.51				SU	1		Field Sampling	Total/NA
Field Temperature	23.1				Degrees C	1		Field Sampling	Total/NA
Oxygen, Dissolved	0.50				mg/L	1		Field Sampling	Total/NA
Specific Conductance	38				umhos/cm	1		Field Sampling	Total/NA
Turbidity	0.81				NTU	1		Field Sampling	Total/NA
Water Level	117.0				ft	1		Field Sampling	Total/NA
Oxidation Reduction Potential	4.8				millivolts	1		Field Sampling	Total/NA

Client Sample ID: MW-14 — Lab Sample ID: 660-72820-5

Analyte	Result	Qualifier	PQL	MDL	Unit	Dil Fac	D	Method	Prep Type
Chloride	3.5		0.50	0.20	mg/L	1		300.0	Total/NA
Barium	11		5.0	0.61	ug/L	1		6020	Total Recoverable
Cadmium	0.41	I	0.50	0.15	ug/L	1		6020	Total Recoverable
Cobalt	0.54		0.50	0.12	ug/L	1		6020	Total Recoverable
Iron	72	I	100	25	ug/L	1		6020	Total Recoverable
Sodium	3.9		0.50	0.17	mg/L	1		6020	Total Recoverable
Nitrate as N	0.079		0.020	0.010	mg/L	1		353.2	Total/NA
Total Dissolved Solids	290		5.0	5.0	mg/L	1		SM 2540C	Total/NA
Color	Clear				Color Units	1		Field Sampling	Total/NA
Field pH	6.67				SU	1		Field Sampling	Total/NA

This Detection Summary does not include radiochemical test results.

Detection Summary

Client: Jones Edmunds and Associates, Inc.
Project/Site: Citrus County Landfill

TestAmerica Job ID: 660-72778-1

Client Sample ID: MW-14 (Continued) — Lab Sample ID: 660-72820-5

Analyte	Result	Qualifier	PQL	MDL	Unit	Dil Fac	D	Method	Prep Type
Field Temperature	23.2				Degrees C	1		Field Sampling	Total/NA
Oxygen, Dissolved	0.56				mg/L	1		Field Sampling	Total/NA
Specific Conductance	416				umhos/cm	1		Field Sampling	Total/NA
Turbidity	0.69				NTU	1		Field Sampling	Total/NA
Water Level	102.76				ft	1		Field Sampling	Total/NA
Oxidation Reduction Potential	25.0				millivolts	1		Field Sampling	Total/NA

Client Sample ID: MW-13 — Lab Sample ID: 660-72820-6

Analyte	Result	Qualifier	PQL	MDL	Unit	Dil Fac	D	Method	Prep Type
Chloride	5.0		0.50	0.20	mg/L	1		300.0	Total/NA
Arsenic	4.4		3.0	1.5	ug/L	1		6020	Total Recoverable
Barium	6.1		5.0	0.61	ug/L	1		6020	Total Recoverable
Cobalt	5.3		0.50	0.12	ug/L	1		6020	Total Recoverable
Iron	2900		100	25	ug/L	1		6020	Total Recoverable
Nickel	2.9	I	5.0	1.9	ug/L	1		6020	Total Recoverable
Sodium	2.8		0.50	0.17	mg/L	1		6020	Total Recoverable
Nitrate as N	0.013	I	0.020	0.010	mg/L	1		353.2	Total/NA
Total Dissolved Solids	24		5.0	5.0	mg/L	1		SM 2540C	Total/NA
Color	Clear				Color Units	1		Field Sampling	Total/NA
Field pH	5.04				SU	1		Field Sampling	Total/NA
Field Temperature	23.6				Degrees C	1		Field Sampling	Total/NA
Oxygen, Dissolved	0.68				mg/L	1		Field Sampling	Total/NA
Specific Conductance	49				umhos/cm	1		Field Sampling	Total/NA
Turbidity	3.41				NTU	1		Field Sampling	Total/NA
Water Level	105.67				ft	1		Field Sampling	Total/NA
Oxidation Reduction Potential	11.8				millivolts	1		Field Sampling	Total/NA

Client Sample ID: TB - 032316 Blank 72820 — Lab Sample ID: 660-72820-7

No Detections.

Client Sample ID: MW-18 — Lab Sample ID: 660-72854-1

Analyte	Result	Qualifier	PQL	MDL	Unit	Dil Fac	D	Method	Prep Type
Color	Clear				Color Units	1		Field Sampling	Total/NA
Field pH	4.63				SU	1		Field Sampling	Total/NA
Field Temperature	22.0				Degrees C	1		Field Sampling	Total/NA
Oxygen, Dissolved	2.37				mg/L	1		Field Sampling	Total/NA
Specific Conductance	38				umhos/cm	1		Field Sampling	Total/NA
Turbidity	34.8				NTU	1		Field Sampling	Total/NA
Water Level	108.35				ft	1		Field Sampling	Total/NA
Oxidation Reduction Potential	83.4				millivolts	1		Field Sampling	Total/NA

Client Sample ID: MW-19 — Lab Sample ID: 660-72854-2

This Detection Summary does not include radiochemical test results.

Detection Summary

Client: Jones Edmunds and Associates, Inc.
Project/Site: Citrus County Landfill

TestAmerica Job ID: 660-72778-1

Client Sample ID: MW-19 (Continued) — Lab Sample ID: 660-72854-2

Analyte	Result	Qualifier	PQL	MDL	Unit	Dil Fac	D	Method	Prep Type
Benzene	2.2		1.0	0.50	ug/L	1		8260B	Total/NA
Methylene Chloride	7.1		5.0	4.0	ug/L	1		8260B	Total/NA
Vinyl chloride	1.9		1.0	0.71	ug/L	1		8260B	Total/NA
Color	Clear				Color Units	1		Field Sampling	Total/NA
Field pH	5.40				SU	1		Field Sampling	Total/NA
Field Temperature	23.1				Degrees C	1		Field Sampling	Total/NA
Oxygen, Dissolved	0.66				mg/L	1		Field Sampling	Total/NA
Specific Conductance	84				umhos/cm	1		Field Sampling	Total/NA
Turbidity	2.96				NTU	1		Field Sampling	Total/NA
Water Level	106.21				ft	1		Field Sampling	Total/NA
Oxidation Reduction Potential	25.3				millivolts	1		Field Sampling	Total/NA

Client Sample ID: MW-12 — Lab Sample ID: 660-72864-1

Analyte	Result	Qualifier	PQL	MDL	Unit	Dil Fac	D	Method	Prep Type
1,4-Dichlorobenzene	0.85	I	1.0	0.60	ug/L	1		8260B	Total/NA
Chloride	5.6		0.50	0.20	mg/L	1		300.0	Total/NA
Arsenic	2.4	I	3.0	1.5	ug/L	1		6020	Total Recoverable
Barium	23		5.0	0.61	ug/L	1		6020	Total Recoverable
Cobalt	0.71		0.50	0.12	ug/L	1		6020	Total Recoverable
Iron	4200		100	25	ug/L	1		6020	Total Recoverable
Nickel	2.0	I	5.0	1.9	ug/L	1		6020	Total Recoverable
Sodium	4.3		0.50	0.17	mg/L	1		6020	Total Recoverable
Ammonia	0.29		0.25	0.10	mg/L	1		350.1	Total/NA
Total Dissolved Solids	310		5.0	5.0	mg/L	1		SM 2540C	Total/NA
Color	Clear				Color Units	1		Field Sampling	Total/NA
Field pH	6.74				SU	1		Field Sampling	Total/NA
Field Temperature	23.2				Degrees C	1		Field Sampling	Total/NA
Oxygen, Dissolved	0.98				mg/L	1		Field Sampling	Total/NA
Specific Conductance	596				umhos/cm	1		Field Sampling	Total/NA
Turbidity	3.01				NTU	1		Field Sampling	Total/NA
Water Level	97.72				ft	1		Field Sampling	Total/NA
Oxidation Reduction Potential	-63.7				millivolts	1		Field Sampling	Total/NA

Client Sample ID: MW-11 — Lab Sample ID: 660-72864-2

Analyte	Result	Qualifier	PQL	MDL	Unit	Dil Fac	D	Method	Prep Type
Chloride	7.7		0.50	0.20	mg/L	1		300.0	Total/NA
Barium	33		5.0	0.61	ug/L	1		6020	Total Recoverable
Cobalt	0.14	I	0.50	0.12	ug/L	1		6020	Total Recoverable
Iron	56	I	100	25	ug/L	1		6020	Total Recoverable
Nickel	3.3	I	5.0	1.9	ug/L	1		6020	Total Recoverable

This Detection Summary does not include radiochemical test results.

Detection Summary

Client: Jones Edmunds and Associates, Inc.
Project/Site: Citrus County Landfill

TestAmerica Job ID: 660-72778-1

Client Sample ID: MW-11 (Continued) — Lab Sample ID: 660-72864-2

Analyte	Result	Qualifier	PQL	MDL	Unit	Dil Fac	D	Method	Prep Type
Sodium	5.2		0.50	0.17	mg/L	1		6020	Total Recoverable
Thallium	1.9		1.0	0.49	ug/L	1		6020	Total Recoverable
Nitrate as N	0.37		0.020	0.010	mg/L	1		353.2	Total/NA
Total Dissolved Solids	260		5.0	5.0	mg/L	1		SM 2540C	Total/NA
Color	Clear				Color Units	1		Field Sampling	Total/NA
Field pH	6.89				SU	1		Field Sampling	Total/NA
Field Temperature	23.2				Degrees C	1		Field Sampling	Total/NA
Oxygen, Dissolved	0.74				mg/L	1		Field Sampling	Total/NA
Specific Conductance	505				umhos/cm	1		Field Sampling	Total/NA
Turbidity	2.32				NTU	1		Field Sampling	Total/NA
Water Level	99.05				ft	1		Field Sampling	Total/NA
Oxidation Reduction Potential	38.6				millivolts	1		Field Sampling	Total/NA

This Detection Summary does not include radiochemical test results.

Client Sample Results

Client: Jones Edmunds and Associates, Inc.
Project/Site: Citrus County Landfill

TestAmerica Job ID: 660-72778-1

Client Sample ID: MW-10

Date Collected: 03/22/16 10:40
Date Received: 03/23/16 10:05

Lab Sample ID: 660-72778-1

Matrix: Water

Method: 8260B - Volatile Organic Compounds (GC/MS)

Analyte	Result	Qualifier	PQL	MDL	Unit	D	Prepared	Analyzed	Dil Fac
1,1,1,2-Tetrachloroethane	0.63	U	1.0	0.63	ug/L			03/24/16 13:05	1
1,1,1-Trichloroethane	0.47	U	1.0	0.47	ug/L			03/24/16 13:05	1
1,1,2,2-Tetrachloroethane	0.17	U	1.0	0.17	ug/L			03/24/16 13:05	1
1,1,2-Trichloroethane	0.47	U	1.0	0.47	ug/L			03/24/16 13:05	1
1,1-Dichloroethane	**0.67**	**I**	1.0	0.52	ug/L			03/24/16 13:05	1
1,1-Dichloroethene	0.67	U	1.0	0.67	ug/L			03/24/16 13:05	1
1,2,3-Trichloropropane	0.44	U	1.0	0.44	ug/L			03/24/16 13:05	1
1,2-Dibromo-3-Chloropropane	2.5	U	5.0	2.5	ug/L			03/24/16 13:05	1
1,2-Dichlorobenzene	0.49	U	1.0	0.49	ug/L			03/24/16 13:05	1
1,2-Dichloroethane	0.57	U	1.0	0.57	ug/L			03/24/16 13:05	1
1,2-Dichloropropane	0.52	U	1.0	0.52	ug/L			03/24/16 13:05	1
1,4-Dichlorobenzene	**5.7**		1.0	0.60	ug/L			03/24/16 13:05	1
2-Butanone	8.4	U	10	8.4	ug/L			03/24/16 13:05	1
2-Hexanone	4.4	U	10	4.4	ug/L			03/24/16 13:05	1
Acetone	9.9	U	20	9.9	ug/L			03/24/16 13:05	1
Acrylonitrile	4.5	U	10	4.5	ug/L			03/24/16 13:05	1
Benzene	**0.62**	**I**	1.0	0.50	ug/L			03/24/16 13:05	1
Bromochloromethane	0.58	U	1.0	0.58	ug/L			03/24/16 13:05	1
Bromodichloromethane	0.44	U	1.0	0.44	ug/L			03/24/16 13:05	1
Bromoform	0.63	U	1.0	0.63	ug/L			03/24/16 13:05	1
Bromomethane	2.5	U	5.0	2.5	ug/L			03/24/16 13:05	1
Carbon disulfide	1.0	U	2.0	1.0	ug/L			03/24/16 13:05	1
Carbon tetrachloride	0.43	U	1.0	0.43	ug/L			03/24/16 13:05	1
Chlorobenzene	0.63	U	1.0	0.63	ug/L			03/24/16 13:05	1
Chloroethane	2.5	U	5.0	2.5	ug/L			03/24/16 13:05	1
Chloroform	0.90	U	1.0	0.90	ug/L			03/24/16 13:05	1
Chloromethane	1.0	U	4.0	1.0	ug/L			03/24/16 13:05	1
cis-1,2-Dichloroethene	**2.2**		1.0	0.65	ug/L			03/24/16 13:05	1
cis-1,3-Dichloropropene	0.39	U	1.0	0.39	ug/L			03/24/16 13:05	1
Dibromochloromethane	0.31	U	1.0	0.31	ug/L			03/24/16 13:05	1
Dibromomethane	0.46	U	1.0	0.46	ug/L			03/24/16 13:05	1
Ethylbenzene	0.44	U	1.0	0.44	ug/L			03/24/16 13:05	1
Ethylene Dibromide	0.50	U	1.0	0.50	ug/L			03/24/16 13:05	1
Iodomethane	2.5	U	5.0	2.5	ug/L			03/24/16 13:05	1
Methyl isobutyl ketone (MIBK)	4.0	U	10	4.0	ug/L			03/24/16 13:05	1
Methylene Chloride	4.0	U	5.0	4.0	ug/L			03/24/16 13:05	1
Styrene	0.98	U	2.0	0.98	ug/L			03/24/16 13:05	1
Tetrachloroethene	0.50	U	1.0	0.50	ug/L			03/24/16 13:05	1
Toluene	0.51	U	1.0	0.51	ug/L			03/24/16 13:05	1
trans-1,2-Dichloroethene	0.67	U	1.0	0.67	ug/L			03/24/16 13:05	1
trans-1,3-Dichloropropene	0.27	U	1.0	0.27	ug/L			03/24/16 13:05	1
trans-1,4-Dichloro-2-butene	2.5	U	10	2.5	ug/L			03/24/16 13:05	1
Trichloroethene	0.61	U	1.0	0.61	ug/L			03/24/16 13:05	1
Trichlorofluoromethane	2.5	U	5.0	2.5	ug/L			03/24/16 13:05	1
Vinyl acetate	1.5	U	10	1.5	ug/L			03/24/16 13:05	1
Vinyl chloride	**0.86**	**I**	1.0	0.71	ug/L			03/24/16 13:05	1
Xylenes, Total	**1.5**	**I**	3.0	0.50	ug/L			03/24/16 13:05	1

Client Sample Results

Client: Jones Edmunds and Associates, Inc.
Project/Site: Citrus County Landfill

TestAmerica Job ID: 660-72778-1

Client Sample ID: MW-10

Date Collected: 03/22/16 10:40
Date Received: 03/23/16 10:05

Lab Sample ID: 660-72778-1

Matrix: Water

Surrogate	*%Recovery*	*Qualifier*	*Limits*	*Prepared*	*Analyzed*	*Dil Fac*
4-Bromofluorobenzene	*98*		*70 - 130*		*03/24/16 13:05*	*1*
Dibromofluoromethane	*105*		*70 - 130*		*03/24/16 13:05*	*1*
Toluene-d8 (Surr)	*101*		*70 - 130*		*03/24/16 13:05*	*1*

Method: 8011 - EDB, DBCP, and 1,2,3-TCP (GC)

Analyte	Result	Qualifier	PQL	MDL	Unit	D	Prepared	Analyzed	Dil Fac
Ethylene Dibromide	0.0022	U	0.020	0.0022	ug/L		03/24/16 11:40	03/24/16 16:30	1
1,2-Dibromo-3-Chloropropane	0.0049	U	0.020	0.0049	ug/L		03/24/16 11:40	03/24/16 16:30	1
1,2,3-Trichloropropane	0.088	U	0.20	0.088	ug/L		03/24/16 11:40	03/24/16 16:30	1

Surrogate	*%Recovery*	*Qualifier*	*Limits*	*Prepared*	*Analyzed*	*Dil Fac*
Pentachloroethane	*107*		*60 - 144*	*03/24/16 11:40*	*03/24/16 16:30*	*1*

Method: 300.0 - Anions, Ion Chromatography

Analyte	Result	Qualifier	PQL	MDL	Unit	D	Prepared	Analyzed	Dil Fac
Chloride	**5.9**		0.50	0.20	mg/L			04/06/16 03:01	1

Method: 6020 - Metals (ICP/MS) - Total Recoverable

Analyte	Result	Qualifier	PQL	MDL	Unit	D	Prepared	Analyzed	Dil Fac
Antimony	0.50	U	5.0	0.50	ug/L		03/31/16 08:08	03/31/16 22:19	1
Arsenic	**3.1**		3.0	1.5	ug/L		03/31/16 08:08	03/31/16 22:19	1
Barium	**200**		5.0	0.61	ug/L		03/31/16 08:08	03/31/16 22:19	1
Beryllium	**0.18**	**I**	0.50	0.17	ug/L		03/31/16 08:08	03/31/16 22:19	1
Cadmium	**0.54**		0.50	0.15	ug/L		03/31/16 08:08	03/31/16 22:19	1
Chromium	**15**		5.0	1.6	ug/L		03/31/16 08:08	03/31/16 22:19	1
Cobalt	**0.60**		0.50	0.12	ug/L		03/31/16 08:08	03/31/16 22:19	1
Copper	**2.1**	**I**	5.0	1.7	ug/L		03/31/16 08:08	03/31/16 22:19	1
Iron	**5800**		100	25	ug/L		03/31/16 08:08	03/31/16 22:19	1
Lead	**7.6**		2.5	0.98	ug/L		03/31/16 08:08	03/31/16 22:19	1
Nickel	**4.7**	**I**	5.0	1.9	ug/L		03/31/16 08:08	03/31/16 22:19	1
Selenium	1.0	U	2.5	1.0	ug/L		03/31/16 08:08	03/31/16 22:19	1
Silver	**0.25**	**I**	1.0	0.10	ug/L		03/31/16 08:08	03/31/16 22:19	1
Sodium	**6.8**		0.50	0.17	mg/L		03/31/16 08:08	03/31/16 22:19	1
Thallium	0.49	U	1.0	0.49	ug/L		03/31/16 08:08	03/31/16 22:19	1
Vanadium	5.3	U	10	5.3	ug/L		03/31/16 08:08	03/31/16 22:19	1
Zinc	9.6	U	20	9.6	ug/L		03/31/16 08:08	03/31/16 22:19	1

Method: 6020 - Metals (ICP/MS) - Dissolved

Analyte	Result	Qualifier	PQL	MDL	Unit	D	Prepared	Analyzed	Dil Fac
Antimony	2.3	U	5.0	2.3	ug/L		03/31/16 08:08	03/31/16 22:26	1
Arsenic	**1.9**	**I**	3.0	1.3	ug/L		03/31/16 08:08	03/31/16 22:26	1
Barium	**27**		5.0	1.3	ug/L		03/31/16 08:08	03/31/16 22:26	1
Beryllium	0.25	U	0.50	0.25	ug/L		03/31/16 08:08	03/31/16 22:26	1
Cadmium	0.095	U	0.50	0.095	ug/L		03/31/16 08:08	03/31/16 22:26	1
Chromium	2.5	U	5.0	2.5	ug/L		03/31/16 08:08	03/31/16 22:26	1
Cobalt	**0.46**	**I**	0.50	0.15	ug/L		03/31/16 08:08	03/31/16 22:26	1
Copper	**1.3**	**I**	5.0	1.1	ug/L		03/31/16 08:08	03/31/16 22:26	1
Iron	**4300**		100	33	ug/L		03/31/16 08:08	03/31/16 22:26	1
Lead	**0.92**	**I**	2.5	0.20	ug/L		03/31/16 08:08	03/31/16 22:26	1
Nickel	2.0	U	5.0	2.0	ug/L		03/31/16 08:08	03/31/16 22:26	1
Selenium	1.0	U	2.5	1.0	ug/L		03/31/16 08:08	03/31/16 22:26	1

Client Sample Results

Client: Jones Edmunds and Associates, Inc.
Project/Site: Citrus County Landfill

TestAmerica Job ID: 660-72778-1

Client Sample ID: MW-10

Date Collected: 03/22/16 10:40
Date Received: 03/23/16 10:05

Lab Sample ID: 660-72778-1

Matrix: Water

Method: 6020 - Metals (ICP/MS) - Dissolved (Continued)

Analyte	Result	Qualifier	PQL	MDL	Unit	D	Prepared	Analyzed	Dil Fac
Silver	0.25	U	1.0	0.25	ug/L		03/31/16 08:08	03/31/16 22:26	1
Sodium	**6.1**		0.50	0.25	mg/L		03/31/16 08:08	03/31/16 22:26	1
Thallium	0.50	U	1.0	0.50	ug/L		03/31/16 08:08	03/31/16 22:26	1
Vanadium	3.8	U	10	3.8	ug/L		03/31/16 08:08	03/31/16 22:26	1
Zinc	8.3	U	20	8.3	ug/L		03/31/16 08:08	03/31/16 22:26	1

Method: 7470A - Mercury (CVAA)

Analyte	Result	Qualifier	PQL	MDL	Unit	D	Prepared	Analyzed	Dil Fac
Mercury	0.080	U	0.20	0.080	ug/L		03/29/16 12:38	03/30/16 10:39	1

Method: 7470A - Mercury (CVAA) - Dissolved

Analyte	Result	Qualifier	PQL	MDL	Unit	D	Prepared	Analyzed	Dil Fac
Mercury	0.091	U	0.20	0.091	ug/L		03/29/16 12:38	03/30/16 10:58	1

General Chemistry

Analyte	Result	Qualifier	PQL	MDL	Unit	D	Prepared	Analyzed	Dil Fac
Ammonia	0.10	U	0.25	0.10	mg/L			03/25/16 15:52	1
Nitrate as N	0.010	J3 U	0.020	0.010	mg/L			03/23/16 15:21	1
Total Dissolved Solids	**22**		5.0	5.0	mg/L			03/25/16 17:17	1

Method: Field Sampling - Field Sampling

Analyte	Result	Qualifier	PQL	MDL	Unit	D	Prepared	Analyzed	Dil Fac
Color	**Cloudy**				Color Units			03/22/16 10:40	1
Field pH	**4.28**				SU			03/22/16 10:40	1
Field Temperature	**22.6**				Degrees C			03/22/16 10:40	1
Oxygen, Dissolved	**0.87**				mg/L			03/22/16 10:40	1
Specific Conductance	**61**				umhos/cm			03/22/16 10:40	1
Turbidity	**48.1**				NTU			03/22/16 10:40	1
Water Level	**106.12**				ft			03/22/16 10:40	1
Oxidation Reduction Potential	**35.5**				millivolts			03/22/16 10:40	1

Client Sample Results

Client: Jones Edmunds and Associates, Inc.
Project/Site: Citrus County Landfill

TestAmerica Job ID: 660-72778-1

Client Sample ID: MW-21

Date Collected: 03/22/16 12:05
Date Received: 03/23/16 10:05

Lab Sample ID: 660-72778-2

Matrix: Water

Method: 8260B - Volatile Organic Compounds (GC/MS)

Analyte	Result	Qualifier	PQL	MDL	Unit	D	Prepared	Analyzed	Dil Fac
1,1,1,2-Tetrachloroethane	0.63	U	1.0	0.63	ug/L			03/24/16 13:42	1
1,1,1-Trichloroethane	0.47	U	1.0	0.47	ug/L			03/24/16 13:42	1
1,1,2,2-Tetrachloroethane	0.17	U	1.0	0.17	ug/L			03/24/16 13:42	1
1,1,2-Trichloroethane	0.47	U	1.0	0.47	ug/L			03/24/16 13:42	1
1,1-Dichloroethane	0.52	U	1.0	0.52	ug/L			03/24/16 13:42	1
1,1-Dichloroethene	0.67	U	1.0	0.67	ug/L			03/24/16 13:42	1
1,2,3-Trichloropropane	0.44	U	1.0	0.44	ug/L			03/24/16 13:42	1
1,2-Dibromo-3-Chloropropane	2.5	U	5.0	2.5	ug/L			03/24/16 13:42	1
1,2-Dichlorobenzene	0.49	U	1.0	0.49	ug/L			03/24/16 13:42	1
1,2-Dichloroethane	0.57	U	1.0	0.57	ug/L			03/24/16 13:42	1
1,2-Dichloropropane	0.52	U	1.0	0.52	ug/L			03/24/16 13:42	1
1,4-Dichlorobenzene	**8.8**		1.0	0.60	ug/L			03/24/16 13:42	1
2-Butanone	8.4	U	10	8.4	ug/L			03/24/16 13:42	1
2-Hexanone	4.4	U	10	4.4	ug/L			03/24/16 13:42	1
Acetone	9.9	U	20	9.9	ug/L			03/24/16 13:42	1
Acrylonitrile	4.5	U	10	4.5	ug/L			03/24/16 13:42	1
Benzene	**1.3**		1.0	0.50	ug/L			03/24/16 13:42	1
Bromochloromethane	0.58	U	1.0	0.58	ug/L			03/24/16 13:42	1
Bromodichloromethane	0.44	U	1.0	0.44	ug/L			03/24/16 13:42	1
Bromoform	0.63	U	1.0	0.63	ug/L			03/24/16 13:42	1
Bromomethane	2.5	U	5.0	2.5	ug/L			03/24/16 13:42	1
Carbon disulfide	1.0	U	2.0	1.0	ug/L			03/24/16 13:42	1
Carbon tetrachloride	0.43	U	1.0	0.43	ug/L			03/24/16 13:42	1
Chlorobenzene	**1.4**		1.0	0.63	ug/L			03/24/16 13:42	1
Chloroethane	2.5	U	5.0	2.5	ug/L			03/24/16 13:42	1
Chloroform	0.90	U	1.0	0.90	ug/L			03/24/16 13:42	1
Chloromethane	1.0	U	4.0	1.0	ug/L			03/24/16 13:42	1
cis-1,2-Dichloroethene	**1.3**		1.0	0.65	ug/L			03/24/16 13:42	1
cis-1,3-Dichloropropene	0.39	U	1.0	0.39	ug/L			03/24/16 13:42	1
Dibromochloromethane	0.31	U	1.0	0.31	ug/L			03/24/16 13:42	1
Dibromomethane	0.46	U	1.0	0.46	ug/L			03/24/16 13:42	1
Ethylbenzene	0.44	U	1.0	0.44	ug/L			03/24/16 13:42	1
Ethylene Dibromide	0.50	U	1.0	0.50	ug/L			03/24/16 13:42	1
Iodomethane	2.5	U	5.0	2.5	ug/L			03/24/16 13:42	1
Methyl isobutyl ketone (MIBK)	4.0	U	10	4.0	ug/L			03/24/16 13:42	1
Methylene Chloride	4.0	U	5.0	4.0	ug/L			03/24/16 13:42	1
Styrene	0.98	U	2.0	0.98	ug/L			03/24/16 13:42	1
Tetrachloroethene	0.50	U	1.0	0.50	ug/L			03/24/16 13:42	1
Toluene	0.51	U	1.0	0.51	ug/L			03/24/16 13:42	1
trans-1,2-Dichloroethene	0.67	U	1.0	0.67	ug/L			03/24/16 13:42	1
trans-1,3-Dichloropropene	0.27	U	1.0	0.27	ug/L			03/24/16 13:42	1
trans-1,4-Dichloro-2-butene	2.5	U	10	2.5	ug/L			03/24/16 13:42	1
Trichloroethene	0.61	U	1.0	0.61	ug/L			03/24/16 13:42	1
Trichlorofluoromethane	2.5	U	5.0	2.5	ug/L			03/24/16 13:42	1
Vinyl acetate	1.5	U	10	1.5	ug/L			03/24/16 13:42	1
Vinyl chloride	0.71	U	1.0	0.71	ug/L			03/24/16 13:42	1
Xylenes, Total	0.50	U	3.0	0.50	ug/L			03/24/16 13:42	1

Client Sample Results

Client: Jones Edmunds and Associates, Inc.
Project/Site: Citrus County Landfill

TestAmerica Job ID: 660-72778-1

Client Sample ID: MW-21

Date Collected: 03/22/16 12:05
Date Received: 03/23/16 10:05

Lab Sample ID: 660-72778-2

Matrix: Water

Surrogate	*%Recovery*	*Qualifier*	*Limits*	*Prepared*	*Analyzed*	*Dil Fac*
4-Bromofluorobenzene	*101*		*70 - 130*		*03/24/16 13:42*	*1*
Dibromofluoromethane	*102*		*70 - 130*		*03/24/16 13:42*	*1*
Toluene-d8 (Surr)	*101*		*70 - 130*		*03/24/16 13:42*	*1*

Method: 8011 - EDB, DBCP, and 1,2,3-TCP (GC)

Analyte	Result	Qualifier	PQL	MDL	Unit	D	Prepared	Analyzed	Dil Fac
Ethylene Dibromide	0.0021	U	0.019	0.0021	ug/L		03/24/16 11:40	03/24/16 16:20	1
1,2-Dibromo-3-Chloropropane	0.0049	U	0.019	0.0049	ug/L		03/24/16 11:40	03/24/16 16:20	1
1,2,3-Trichloropropane	0.088	U	0.19	0.088	ug/L		03/24/16 11:40	03/24/16 16:20	1

Surrogate	*%Recovery*	*Qualifier*	*Limits*	*Prepared*	*Analyzed*	*Dil Fac*
Pentachloroethane	*100*		*60 - 144*	*03/24/16 11:40*	*03/24/16 16:20*	*1*

Method: 300.0 - Anions, Ion Chromatography

Analyte	Result	Qualifier	PQL	MDL	Unit	D	Prepared	Analyzed	Dil Fac
Chloride	**4.5**		0.50	0.20	mg/L			04/06/16 03:19	1

Method: 6020 - Metals (ICP/MS) - Total Recoverable

Analyte	Result	Qualifier	PQL	MDL	Unit	D	Prepared	Analyzed	Dil Fac
Antimony	0.50	U	5.0	0.50	ug/L		03/31/16 08:08	03/31/16 22:33	1
Arsenic	**4.8**		3.0	1.5	ug/L		03/31/16 08:08	03/31/16 22:33	1
Barium	**26**		5.0	0.61	ug/L		03/31/16 08:08	03/31/16 22:33	1
Beryllium	0.17	U	0.50	0.17	ug/L		03/31/16 08:08	03/31/16 22:33	1
Cadmium	0.15	U	0.50	0.15	ug/L		03/31/16 08:08	03/31/16 22:33	1
Chromium	**3.9**	**I**	5.0	1.6	ug/L		03/31/16 08:08	03/31/16 22:33	1
Cobalt	**1.3**		0.50	0.12	ug/L		03/31/16 08:08	03/31/16 22:33	1
Copper	1.7	U	5.0	1.7	ug/L		03/31/16 08:08	03/31/16 22:33	1
Iron	**3000**		100	25	ug/L		03/31/16 08:08	03/31/16 22:33	1
Lead	**1.3**	**I**	2.5	0.98	ug/L		03/31/16 08:08	03/31/16 22:33	1
Nickel	1.9	U	5.0	1.9	ug/L		03/31/16 08:08	03/31/16 22:33	1
Selenium	1.0	U	2.5	1.0	ug/L		03/31/16 08:08	03/31/16 22:33	1
Silver	**0.37**	**I**	1.0	0.10	ug/L		03/31/16 08:08	03/31/16 22:33	1
Sodium	**3.7**		0.50	0.17	mg/L		03/31/16 08:08	03/31/16 22:33	1
Thallium	0.49	U	1.0	0.49	ug/L		03/31/16 08:08	03/31/16 22:33	1
Vanadium	5.3	U	10	5.3	ug/L		03/31/16 08:08	03/31/16 22:33	1
Zinc	9.6	U	20	9.6	ug/L		03/31/16 08:08	03/31/16 22:33	1

Method: 6020 - Metals (ICP/MS) - Dissolved

Analyte	Result	Qualifier	PQL	MDL	Unit	D	Prepared	Analyzed	Dil Fac
Antimony	2.3	U	5.0	2.3	ug/L		03/31/16 08:08	03/31/16 22:40	1
Arsenic	**4.5**		3.0	1.3	ug/L		03/31/16 08:08	03/31/16 22:40	1
Barium	**3.8**	**I**	5.0	1.3	ug/L		03/31/16 08:08	03/31/16 22:40	1
Beryllium	0.25	U	0.50	0.25	ug/L		03/31/16 08:08	03/31/16 22:40	1
Cadmium	0.095	U	0.50	0.095	ug/L		03/31/16 08:08	03/31/16 22:40	1
Chromium	**3.3**	**I**	5.0	2.5	ug/L		03/31/16 08:08	03/31/16 22:40	1
Cobalt	**1.3**		0.50	0.15	ug/L		03/31/16 08:08	03/31/16 22:40	1
Copper	1.1	U	5.0	1.1	ug/L		03/31/16 08:08	03/31/16 22:40	1
Iron	**2700**		100	33	ug/L		03/31/16 08:08	03/31/16 22:40	1
Lead	0.20	U	2.5	0.20	ug/L		03/31/16 08:08	03/31/16 22:40	1
Nickel	2.0	U	5.0	2.0	ug/L		03/31/16 08:08	03/31/16 22:40	1
Selenium	1.0	U	2.5	1.0	ug/L		03/31/16 08:08	03/31/16 22:40	1

Client Sample Results

Client: Jones Edmunds and Associates, Inc.
Project/Site: Citrus County Landfill

TestAmerica Job ID: 660-72778-1

Client Sample ID: MW-21

Date Collected: 03/22/16 12:05
Date Received: 03/23/16 10:05

Lab Sample ID: 660-72778-2

Matrix: Water

Method: 6020 - Metals (ICP/MS) - Dissolved (Continued)

Analyte	Result	Qualifier	PQL	MDL	Unit	D	Prepared	Analyzed	Dil Fac
Silver	0.25	U	1.0	0.25	ug/L		03/31/16 08:08	03/31/16 22:40	1
Sodium	**3.6**		0.50	0.25	mg/L		03/31/16 08:08	03/31/16 22:40	1
Thallium	0.50	U	1.0	0.50	ug/L		03/31/16 08:08	03/31/16 22:40	1
Vanadium	3.8	U	10	3.8	ug/L		03/31/16 08:08	03/31/16 22:40	1
Zinc	8.3	U	20	8.3	ug/L		03/31/16 08:08	03/31/16 22:40	1

Method: 7470A - Mercury (CVAA)

Analyte	Result	Qualifier	PQL	MDL	Unit	D	Prepared	Analyzed	Dil Fac
Mercury	0.080	U	0.20	0.080	ug/L		03/29/16 12:38	03/30/16 10:42	1

Method: 7470A - Mercury (CVAA) - Dissolved

Analyte	Result	Qualifier	PQL	MDL	Unit	D	Prepared	Analyzed	Dil Fac
Mercury	0.091	U	0.20	0.091	ug/L		03/29/16 12:38	03/30/16 11:01	1

General Chemistry

Analyte	Result	Qualifier	PQL	MDL	Unit	D	Prepared	Analyzed	Dil Fac
Ammonia	**1.8**		0.25	0.10	mg/L			03/25/16 14:18	1
Nitrate as N	0.010	U	0.020	0.010	mg/L			03/23/16 15:25	1
Total Dissolved Solids	**20**		5.0	5.0	mg/L			03/24/16 15:06	1

Method: Field Sampling - Field Sampling

Analyte	Result	Qualifier	PQL	MDL	Unit	D	Prepared	Analyzed	Dil Fac
Color	**Clear**				Color Units			03/22/16 12:05	1
Field pH	**4.64**				SU			03/22/16 12:05	1
Field Temperature	**23.3**				Degrees C			03/22/16 12:05	1
Oxygen, Dissolved	**0.42**				mg/L			03/22/16 12:05	1
Specific Conductance	**109**				umhos/cm			03/22/16 12:05	1
Turbidity	**14.2**				NTU			03/22/16 12:05	1
Water Level	**108.49**				ft			03/22/16 12:05	1
Oxidation Reduction Potential	**29.8**				millivolts			03/22/16 12:05	1

Client Sample Results

Client: Jones Edmunds and Associates, Inc.
Project/Site: Citrus County Landfill

TestAmerica Job ID: 660-72778-1

Client Sample ID: MW-3

Date Collected: 03/22/16 13:50
Date Received: 03/23/16 10:05

Lab Sample ID: 660-72778-3

Matrix: Water

Method: 8260B - Volatile Organic Compounds (GC/MS)

Analyte	Result	Qualifier	PQL	MDL	Unit	D	Prepared	Analyzed	Dil Fac
1,1,1,2-Tetrachloroethane	0.63	U	1.0	0.63	ug/L			03/24/16 14:01	1
1,1,1-Trichloroethane	0.47	U	1.0	0.47	ug/L			03/24/16 14:01	1
1,1,2,2-Tetrachloroethane	0.17	U	1.0	0.17	ug/L			03/24/16 14:01	1
1,1,2-Trichloroethane	0.47	U	1.0	0.47	ug/L			03/24/16 14:01	1
1,1-Dichloroethane	0.52	U	1.0	0.52	ug/L			03/24/16 14:01	1
1,1-Dichloroethene	0.67	U	1.0	0.67	ug/L			03/24/16 14:01	1
1,2,3-Trichloropropane	0.44	U	1.0	0.44	ug/L			03/24/16 14:01	1
1,2-Dibromo-3-Chloropropane	2.5	U	5.0	2.5	ug/L			03/24/16 14:01	1
1,2-Dichlorobenzene	0.49	U	1.0	0.49	ug/L			03/24/16 14:01	1
1,2-Dichloroethane	0.57	U	1.0	0.57	ug/L			03/24/16 14:01	1
1,2-Dichloropropane	0.52	U	1.0	0.52	ug/L			03/24/16 14:01	1
1,4-Dichlorobenzene	0.60	U	1.0	0.60	ug/L			03/24/16 14:01	1
2-Butanone	8.4	U	10	8.4	ug/L			03/24/16 14:01	1
2-Hexanone	4.4	U	10	4.4	ug/L			03/24/16 14:01	1
Acetone	9.9	U	20	9.9	ug/L			03/24/16 14:01	1
Acrylonitrile	4.5	U	10	4.5	ug/L			03/24/16 14:01	1
Benzene	0.50	U	1.0	0.50	ug/L			03/24/16 14:01	1
Bromochloromethane	0.58	U	1.0	0.58	ug/L			03/24/16 14:01	1
Bromodichloromethane	0.44	U	1.0	0.44	ug/L			03/24/16 14:01	1
Bromoform	0.63	U	1.0	0.63	ug/L			03/24/16 14:01	1
Bromomethane	2.5	U	5.0	2.5	ug/L			03/24/16 14:01	1
Carbon disulfide	1.0	U	2.0	1.0	ug/L			03/24/16 14:01	1
Carbon tetrachloride	0.43	U	1.0	0.43	ug/L			03/24/16 14:01	1
Chlorobenzene	0.63	U	1.0	0.63	ug/L			03/24/16 14:01	1
Chloroethane	2.5	U	5.0	2.5	ug/L			03/24/16 14:01	1
Chloroform	0.90	U	1.0	0.90	ug/L			03/24/16 14:01	1
Chloromethane	1.0	U	4.0	1.0	ug/L			03/24/16 14:01	1
cis-1,2-Dichloroethene	0.65	U	1.0	0.65	ug/L			03/24/16 14:01	1
cis-1,3-Dichloropropene	0.39	U	1.0	0.39	ug/L			03/24/16 14:01	1
Dibromochloromethane	0.31	U	1.0	0.31	ug/L			03/24/16 14:01	1
Dibromomethane	0.46	U	1.0	0.46	ug/L			03/24/16 14:01	1
Ethylbenzene	0.44	U	1.0	0.44	ug/L			03/24/16 14:01	1
Ethylene Dibromide	0.50	U	1.0	0.50	ug/L			03/24/16 14:01	1
Iodomethane	2.5	U	5.0	2.5	ug/L			03/24/16 14:01	1
Methyl isobutyl ketone (MIBK)	4.0	U	10	4.0	ug/L			03/24/16 14:01	1
Methylene Chloride	4.0	U	5.0	4.0	ug/L			03/24/16 14:01	1
Styrene	0.98	U	2.0	0.98	ug/L			03/24/16 14:01	1
Tetrachloroethene	0.50	U	1.0	0.50	ug/L			03/24/16 14:01	1
Toluene	0.51	U	1.0	0.51	ug/L			03/24/16 14:01	1
trans-1,2-Dichloroethene	0.67	U	1.0	0.67	ug/L			03/24/16 14:01	1
trans-1,3-Dichloropropene	0.27	U	1.0	0.27	ug/L			03/24/16 14:01	1
trans-1,4-Dichloro-2-butene	2.5	U	10	2.5	ug/L			03/24/16 14:01	1
Trichloroethene	0.61	U	1.0	0.61	ug/L			03/24/16 14:01	1
Trichlorofluoromethane	2.5	U	5.0	2.5	ug/L			03/24/16 14:01	1
Vinyl acetate	1.5	U	10	1.5	ug/L			03/24/16 14:01	1
Vinyl chloride	0.71	U	1.0	0.71	ug/L			03/24/16 14:01	1
Xylenes, Total	0.50	U	3.0	0.50	ug/L			03/24/16 14:01	1

Client Sample Results

Client: Jones Edmunds and Associates, Inc.
Project/Site: Citrus County Landfill

TestAmerica Job ID: 660-72778-1

Client Sample ID: MW-3

Date Collected: 03/22/16 13:50
Date Received: 03/23/16 10:05

Lab Sample ID: 660-72778-3

Matrix: Water

Surrogate	*%Recovery*	*Qualifier*	*Limits*	*Prepared*	*Analyzed*	*Dil Fac*
4-Bromofluorobenzene	*102*		*70 - 130*		*03/24/16 14:01*	*1*
Dibromofluoromethane	*102*		*70 - 130*		*03/24/16 14:01*	*1*
Toluene-d8 (Surr)	*100*		*70 - 130*		*03/24/16 14:01*	*1*

Method: 8011 - EDB, DBCP, and 1,2,3-TCP (GC)

Analyte	Result	Qualifier	PQL	MDL	Unit	D	Prepared	Analyzed	Dil Fac
Ethylene Dibromide	0.0021	U	0.019	0.0021	ug/L		03/24/16 11:40	03/24/16 16:10	1
1,2-Dibromo-3-Chloropropane	0.0048	U	0.019	0.0048	ug/L		03/24/16 11:40	03/24/16 16:10	1
1,2,3-Trichloropropane	0.086	U	0.19	0.086	ug/L		03/24/16 11:40	03/24/16 16:10	1

Surrogate	*%Recovery*	*Qualifier*	*Limits*	*Prepared*	*Analyzed*	*Dil Fac*
Pentachloroethane	*102*		*60 - 144*	*03/24/16 11:40*	*03/24/16 16:10*	*1*

Method: 300.0 - Anions, Ion Chromatography

Analyte	Result	Qualifier	PQL	MDL	Unit	D	Prepared	Analyzed	Dil Fac
Chloride	**7.7**		0.50	0.20	mg/L			04/06/16 04:11	1

Method: 6020 - Metals (ICP/MS) - Total Recoverable

Analyte	Result	Qualifier	PQL	MDL	Unit	D	Prepared	Analyzed	Dil Fac
Antimony	0.50	U	5.0	0.50	ug/L		03/31/16 08:08	03/31/16 22:48	1
Arsenic	1.5	U	3.0	1.5	ug/L		03/31/16 08:08	03/31/16 22:48	1
Barium	**29**		5.0	0.61	ug/L		03/31/16 08:08	03/31/16 22:48	1
Beryllium	0.17	U	0.50	0.17	ug/L		03/31/16 08:08	03/31/16 22:48	1
Cadmium	**0.24**	**I**	0.50	0.15	ug/L		03/31/16 08:08	03/31/16 22:48	1
Chromium	1.6	U	5.0	1.6	ug/L		03/31/16 08:08	03/31/16 22:48	1
Cobalt	**0.58**		0.50	0.12	ug/L		03/31/16 08:08	03/31/16 22:48	1
Copper	**71**		5.0	1.7	ug/L		03/31/16 08:08	03/31/16 22:48	1
Iron	**34**	**I**	100	25	ug/L		03/31/16 08:08	03/31/16 22:48	1
Lead	**6.0**		2.5	0.98	ug/L		03/31/16 08:08	03/31/16 22:48	1
Nickel	**5.0**		5.0	1.9	ug/L		03/31/16 08:08	03/31/16 22:48	1
Selenium	1.0	U	2.5	1.0	ug/L		03/31/16 08:08	03/31/16 22:48	1
Silver	0.10	U	1.0	0.10	ug/L		03/31/16 08:08	03/31/16 22:48	1
Sodium	**8.9**		0.50	0.17	mg/L		03/31/16 08:08	03/31/16 22:48	1
Thallium	0.49	U	1.0	0.49	ug/L		03/31/16 08:08	03/31/16 22:48	1
Vanadium	5.3	U	10	5.3	ug/L		03/31/16 08:08	03/31/16 22:48	1
Zinc	**96**		20	9.6	ug/L		03/31/16 08:08	03/31/16 22:48	1

Method: 7470A - Mercury (CVAA)

Analyte	Result	Qualifier	PQL	MDL	Unit	D	Prepared	Analyzed	Dil Fac
Mercury	0.080	U	0.20	0.080	ug/L		03/29/16 12:38	03/30/16 10:51	1

General Chemistry

Analyte	Result	Qualifier	PQL	MDL	Unit	D	Prepared	Analyzed	Dil Fac
Ammonia	0.10	U	0.25	0.10	mg/L			03/25/16 14:18	1
Total Dissolved Solids	**28**		5.0	5.0	mg/L			03/24/16 15:06	1

General Chemistry - DL2

Analyte	Result	Qualifier	PQL	MDL	Unit	D	Prepared	Analyzed	Dil Fac
Nitrate as N	**3.7**		0.10	0.050	mg/L			03/23/16 15:56	5

Client Sample Results

Client: Jones Edmunds and Associates, Inc.
Project/Site: Citrus County Landfill

TestAmerica Job ID: 660-72778-1

Client Sample ID: MW-3

Date Collected: 03/22/16 13:50
Date Received: 03/23/16 10:05

Lab Sample ID: 660-72778-3

Matrix: Water

Method: Field Sampling - Field Sampling

Analyte	Result	Qualifier	PQL	MDL	Unit	D	Prepared	Analyzed	Dil Fac
Color	Clear				Color Units			03/22/16 13:50	1
Field pH	4.58				SU			03/22/16 13:50	1
Field Temperature	22.4				Degrees C			03/22/16 13:50	1
Oxygen, Dissolved	3.36				mg/L			03/22/16 13:50	1
Specific Conductance	58				umhos/cm			03/22/16 13:50	1
Turbidity	1.70				NTU			03/22/16 13:50	1
Water Level	112.33				ft			03/22/16 13:50	1
Oxidation Reduction Potential	159				millivolts			03/22/16 13:50	1

Client Sample Results

Client: Jones Edmunds and Associates, Inc.
Project/Site: Citrus County Landfill

TestAmerica Job ID: 660-72778-1

Client Sample ID: MW-20

Date Collected: 03/22/16 14:56
Date Received: 03/23/16 10:05

Lab Sample ID: 660-72778-4

Matrix: Water

Method: 8260B - Volatile Organic Compounds (GC/MS)

Analyte	Result	Qualifier	PQL	MDL	Unit	D	Prepared	Analyzed	Dil Fac
1,1,1,2-Tetrachloroethane	0.63	U	1.0	0.63	ug/L			03/24/16 14:19	1
1,1,1-Trichloroethane	0.47	U	1.0	0.47	ug/L			03/24/16 14:19	1
1,1,2,2-Tetrachloroethane	0.17	U	1.0	0.17	ug/L			03/24/16 14:19	1
1,1,2-Trichloroethane	0.47	U	1.0	0.47	ug/L			03/24/16 14:19	1
1,1-Dichloroethane	0.52	U	1.0	0.52	ug/L			03/24/16 14:19	1
1,1-Dichloroethene	0.67	U	1.0	0.67	ug/L			03/24/16 14:19	1
1,2,3-Trichloropropane	0.44	U	1.0	0.44	ug/L			03/24/16 14:19	1
1,2-Dibromo-3-Chloropropane	2.5	U	5.0	2.5	ug/L			03/24/16 14:19	1
1,2-Dichlorobenzene	0.49	U	1.0	0.49	ug/L			03/24/16 14:19	1
1,2-Dichloroethane	0.57	U	1.0	0.57	ug/L			03/24/16 14:19	1
1,2-Dichloropropane	0.52	U	1.0	0.52	ug/L			03/24/16 14:19	1
1,4-Dichlorobenzene	0.60	U	1.0	0.60	ug/L			03/24/16 14:19	1
2-Butanone	8.4	U	10	8.4	ug/L			03/24/16 14:19	1
2-Hexanone	4.4	U	10	4.4	ug/L			03/24/16 14:19	1
Acetone	9.9	U	20	9.9	ug/L			03/24/16 14:19	1
Acrylonitrile	4.5	U	10	4.5	ug/L			03/24/16 14:19	1
Benzene	0.50	U	1.0	0.50	ug/L			03/24/16 14:19	1
Bromochloromethane	0.58	U	1.0	0.58	ug/L			03/24/16 14:19	1
Bromodichloromethane	0.44	U	1.0	0.44	ug/L			03/24/16 14:19	1
Bromoform	0.63	U	1.0	0.63	ug/L			03/24/16 14:19	1
Bromomethane	2.5	U	5.0	2.5	ug/L			03/24/16 14:19	1
Carbon disulfide	1.0	U	2.0	1.0	ug/L			03/24/16 14:19	1
Carbon tetrachloride	0.43	U	1.0	0.43	ug/L			03/24/16 14:19	1
Chlorobenzene	0.63	U	1.0	0.63	ug/L			03/24/16 14:19	1
Chloroethane	2.5	U	5.0	2.5	ug/L			03/24/16 14:19	1
Chloroform	0.90	U	1.0	0.90	ug/L			03/24/16 14:19	1
Chloromethane	1.0	U	4.0	1.0	ug/L			03/24/16 14:19	1
cis-1,2-Dichloroethene	0.65	U	1.0	0.65	ug/L			03/24/16 14:19	1
cis-1,3-Dichloropropene	0.39	U	1.0	0.39	ug/L			03/24/16 14:19	1
Dibromochloromethane	0.31	U	1.0	0.31	ug/L			03/24/16 14:19	1
Dibromomethane	0.46	U	1.0	0.46	ug/L			03/24/16 14:19	1
Ethylbenzene	0.44	U	1.0	0.44	ug/L			03/24/16 14:19	1
Ethylene Dibromide	0.50	U	1.0	0.50	ug/L			03/24/16 14:19	1
Iodomethane	2.5	U	5.0	2.5	ug/L			03/24/16 14:19	1
Methyl isobutyl ketone (MIBK)	4.0	U	10	4.0	ug/L			03/24/16 14:19	1
Methylene Chloride	4.0	U	5.0	4.0	ug/L			03/24/16 14:19	1
Styrene	0.98	U	2.0	0.98	ug/L			03/24/16 14:19	1
Tetrachloroethene	0.50	U	1.0	0.50	ug/L			03/24/16 14:19	1
Toluene	0.51	U	1.0	0.51	ug/L			03/24/16 14:19	1
trans-1,2-Dichloroethene	0.67	U	1.0	0.67	ug/L			03/24/16 14:19	1
trans-1,3-Dichloropropene	0.27	U	1.0	0.27	ug/L			03/24/16 14:19	1
trans-1,4-Dichloro-2-butene	2.5	U	10	2.5	ug/L			03/24/16 14:19	1
Trichloroethene	0.61	U	1.0	0.61	ug/L			03/24/16 14:19	1
Trichlorofluoromethane	2.5	U	5.0	2.5	ug/L			03/24/16 14:19	1
Vinyl acetate	1.5	U	10	1.5	ug/L			03/24/16 14:19	1
Vinyl chloride	0.71	U	1.0	0.71	ug/L			03/24/16 14:19	1
Xylenes, Total	0.50	U	3.0	0.50	ug/L			03/24/16 14:19	1

Client Sample ID: MW-20

Date Collected: 03/22/16 14:56
Date Received: 03/23/16 10:05

Lab Sample ID: 660-72778-4

Matrix: Water

Surrogate	*%Recovery*	*Qualifier*	*Limits*	*Prepared*	*Analyzed*	*Dil Fac*
4-Bromofluorobenzene	*102*		*70 - 130*		*03/24/16 14:19*	*1*
Dibromofluoromethane	*101*		*70 - 130*		*03/24/16 14:19*	*1*
Toluene-d8 (Surr)	*99*		*70 - 130*		*03/24/16 14:19*	*1*

Method: 8011 - EDB, DBCP, and 1,2,3-TCP (GC)

Analyte	Result	Qualifier	PQL	MDL	Unit	D	Prepared	Analyzed	Dil Fac
Ethylene Dibromide	0.0022	U	0.020	0.0022	ug/L		03/24/16 11:40	03/24/16 16:00	1
1,2-Dibromo-3-Chloropropane	0.0049	U	0.020	0.0049	ug/L		03/24/16 11:40	03/24/16 16:00	1
1,2,3-Trichloropropane	0.089	U	0.20	0.089	ug/L		03/24/16 11:40	03/24/16 16:00	1

Surrogate	*%Recovery*	*Qualifier*	*Limits*	*Prepared*	*Analyzed*	*Dil Fac*
Pentachloroethane	*101*		*60 - 144*	*03/24/16 11:40*	*03/24/16 16:00*	*1*

Method: 300.0 - Anions, Ion Chromatography

Analyte	Result	Qualifier	PQL	MDL	Unit	D	Prepared	Analyzed	Dil Fac
Chloride	**41**		0.50	0.20	mg/L			04/06/16 04:29	1

Method: 6020 - Metals (ICP/MS) - Total Recoverable

Analyte	Result	Qualifier	PQL	MDL	Unit	D	Prepared	Analyzed	Dil Fac
Antimony	0.50	U	5.0	0.50	ug/L		03/31/16 08:08	03/31/16 22:55	1
Arsenic	**8.8**		3.0	1.5	ug/L		03/31/16 08:08	03/31/16 22:55	1
Barium	**26**		5.0	0.61	ug/L		03/31/16 08:08	03/31/16 22:55	1
Beryllium	0.17	U	0.50	0.17	ug/L		03/31/16 08:08	03/31/16 22:55	1
Cadmium	0.15	U	0.50	0.15	ug/L		03/31/16 08:08	03/31/16 22:55	1
Chromium	1.6	U	5.0	1.6	ug/L		03/31/16 08:08	03/31/16 22:55	1
Cobalt	**3.2**		0.50	0.12	ug/L		03/31/16 08:08	03/31/16 22:55	1
Copper	1.7	U	5.0	1.7	ug/L		03/31/16 08:08	03/31/16 22:55	1
Iron	**160000**		100	25	ug/L		03/31/16 08:08	03/31/16 22:55	1
Lead	0.98	U	2.5	0.98	ug/L		03/31/16 08:08	03/31/16 22:55	1
Nickel	1.9	U	5.0	1.9	ug/L		03/31/16 08:08	03/31/16 22:55	1
Selenium	1.0	U	2.5	1.0	ug/L		03/31/16 08:08	03/31/16 22:55	1
Silver	0.10	U	1.0	0.10	ug/L		03/31/16 08:08	03/31/16 22:55	1
Sodium	**23**		0.50	0.17	mg/L		03/31/16 08:08	03/31/16 22:55	1
Thallium	0.49	U	1.0	0.49	ug/L		03/31/16 08:08	03/31/16 22:55	1
Vanadium	5.3	U	10	5.3	ug/L		03/31/16 08:08	03/31/16 22:55	1
Zinc	9.6	U	20	9.6	ug/L		03/31/16 08:08	03/31/16 22:55	1

Method: 7470A - Mercury (CVAA)

Analyte	Result	Qualifier	PQL	MDL	Unit	D	Prepared	Analyzed	Dil Fac
Mercury	0.080	U	0.20	0.080	ug/L		03/29/16 12:38	03/30/16 10:54	1

General Chemistry

Analyte	Result	Qualifier	PQL	MDL	Unit	D	Prepared	Analyzed	Dil Fac
Ammonia	**0.67**	**J3**	0.25	0.10	mg/L			03/25/16 14:09	1
Nitrate as N	0.010	U	0.020	0.010	mg/L			03/23/16 15:34	1
Total Dissolved Solids	**240**		5.0	5.0	mg/L			03/24/16 15:06	1

Method: Field Sampling - Field Sampling

Analyte	Result	Qualifier	PQL	MDL	Unit	D	Prepared	Analyzed	Dil Fac
Color	**Clear**				Color Units			03/22/16 14:56	1
Field pH	**5.92**				SU			03/22/16 14:56	1
Field Temperature	**24.9**				Degrees C			03/22/16 14:56	1

Client Sample Results

Client: Jones Edmunds and Associates, Inc.
Project/Site: Citrus County Landfill

TestAmerica Job ID: 660-72778-1

Client Sample ID: MW-20

Date Collected: 03/22/16 14:56
Date Received: 03/23/16 10:05

Lab Sample ID: 660-72778-4

Matrix: Water

Method: Field Sampling - Field Sampling (Continued)

Analyte	Result	Qualifier	PQL	MDL	Unit	D	Prepared	Analyzed	Dil Fac
Oxygen, Dissolved	0.41				mg/L			03/22/16 14:56	1
Specific Conductance	689				umhos/cm			03/22/16 14:56	1
Turbidity	1.82				NTU			03/22/16 14:56	1
Water Level	112.45				ft			03/22/16 14:56	1
Oxidation Reduction Potential	-49				millivolts			03/22/16 14:56	1

Client Sample Results

Client: Jones Edmunds and Associates, Inc.
Project/Site: Citrus County Landfill

TestAmerica Job ID: 660-72778-1

Client Sample ID: TB - 032216 Blank 72778

Lab Sample ID: 660-72778-5

Date Collected: 03/22/16 00:00
Matrix: Water
Date Received: 03/23/16 10:05

Method: 8260B - Volatile Organic Compounds (GC/MS)

Analyte	Result	Qualifier	PQL	MDL	Unit	D	Prepared	Analyzed	Dil Fac
1,1,1,2-Tetrachloroethane	0.63	U	1.0	0.63	ug/L			03/24/16 12:47	1
1,1,1-Trichloroethane	0.47	U	1.0	0.47	ug/L			03/24/16 12:47	1
1,1,2,2-Tetrachloroethane	0.17	U	1.0	0.17	ug/L			03/24/16 12:47	1
1,1,2-Trichloroethane	0.47	U	1.0	0.47	ug/L			03/24/16 12:47	1
1,1-Dichloroethane	0.52	U	1.0	0.52	ug/L			03/24/16 12:47	1
1,1-Dichloroethene	0.67	U	1.0	0.67	ug/L			03/24/16 12:47	1
1,2,3-Trichloropropane	0.44	U	1.0	0.44	ug/L			03/24/16 12:47	1
1,2-Dibromo-3-Chloropropane	2.5	U	5.0	2.5	ug/L			03/24/16 12:47	1
1,2-Dichlorobenzene	0.49	U	1.0	0.49	ug/L			03/24/16 12:47	1
1,2-Dichloroethane	0.57	U	1.0	0.57	ug/L			03/24/16 12:47	1
1,2-Dichloropropane	0.52	U	1.0	0.52	ug/L			03/24/16 12:47	1
1,4-Dichlorobenzene	0.60	U	1.0	0.60	ug/L			03/24/16 12:47	1
2-Butanone	8.4	U	10	8.4	ug/L			03/24/16 12:47	1
2-Hexanone	4.4	U	10	4.4	ug/L			03/24/16 12:47	1
Acetone	9.9	U	20	9.9	ug/L			03/24/16 12:47	1
Acrylonitrile	4.5	U	10	4.5	ug/L			03/24/16 12:47	1
Benzene	0.50	U	1.0	0.50	ug/L			03/24/16 12:47	1
Bromochloromethane	0.58	U	1.0	0.58	ug/L			03/24/16 12:47	1
Bromodichloromethane	0.44	U	1.0	0.44	ug/L			03/24/16 12:47	1
Bromoform	0.63	U	1.0	0.63	ug/L			03/24/16 12:47	1
Bromomethane	2.5	U	5.0	2.5	ug/L			03/24/16 12:47	1
Carbon disulfide	1.0	U	2.0	1.0	ug/L			03/24/16 12:47	1
Carbon tetrachloride	0.43	U	1.0	0.43	ug/L			03/24/16 12:47	1
Chlorobenzene	0.63	U	1.0	0.63	ug/L			03/24/16 12:47	1
Chloroethane	2.5	U	5.0	2.5	ug/L			03/24/16 12:47	1
Chloroform	0.90	U	1.0	0.90	ug/L			03/24/16 12:47	1
Chloromethane	1.0	U	4.0	1.0	ug/L			03/24/16 12:47	1
cis-1,2-Dichloroethene	0.65	U	1.0	0.65	ug/L			03/24/16 12:47	1
cis-1,3-Dichloropropene	0.39	U	1.0	0.39	ug/L			03/24/16 12:47	1
Dibromochloromethane	0.31	U	1.0	0.31	ug/L			03/24/16 12:47	1
Dibromomethane	0.46	U	1.0	0.46	ug/L			03/24/16 12:47	1
Ethylbenzene	0.44	U	1.0	0.44	ug/L			03/24/16 12:47	1
Ethylene Dibromide	0.50	U	1.0	0.50	ug/L			03/24/16 12:47	1
Iodomethane	2.5	U	5.0	2.5	ug/L			03/24/16 12:47	1
Methyl isobutyl ketone (MIBK)	4.0	U	10	4.0	ug/L			03/24/16 12:47	1
Methylene Chloride	4.0	U	5.0	4.0	ug/L			03/24/16 12:47	1
Styrene	0.98	U	2.0	0.98	ug/L			03/24/16 12:47	1
Tetrachloroethene	0.50	U	1.0	0.50	ug/L			03/24/16 12:47	1
Toluene	0.51	U	1.0	0.51	ug/L			03/24/16 12:47	1
trans-1,2-Dichloroethene	0.67	U	1.0	0.67	ug/L			03/24/16 12:47	1
trans-1,3-Dichloropropene	0.27	U	1.0	0.27	ug/L			03/24/16 12:47	1
trans-1,4-Dichloro-2-butene	2.5	U	10	2.5	ug/L			03/24/16 12:47	1
Trichloroethene	0.61	U	1.0	0.61	ug/L			03/24/16 12:47	1
Trichlorofluoromethane	2.5	U	5.0	2.5	ug/L			03/24/16 12:47	1
Vinyl acetate	1.5	U	10	1.5	ug/L			03/24/16 12:47	1
Vinyl chloride	0.71	U	1.0	0.71	ug/L			03/24/16 12:47	1
Xylenes, Total	0.50	U	3.0	0.50	ug/L			03/24/16 12:47	1

Client Sample Results

Client: Jones Edmunds and Associates, Inc.
Project/Site: Citrus County Landfill

TestAmerica Job ID: 660-72778-1

Client Sample ID: TB - 032216 Blank 72778

Lab Sample ID: 660-72778-5

Date Collected: 03/22/16 00:00

Matrix: Water

Date Received: 03/23/16 10:05

Surrogate	%Recovery	Qualifier	Limits	Prepared	Analyzed	Dil Fac
4-Bromofluorobenzene	103		70 - 130		03/24/16 12:47	1
Dibromofluoromethane	101		70 - 130		03/24/16 12:47	1
Toluene-d8 (Surr)	101		70 - 130		03/24/16 12:47	1

Client Sample Results

Client: Jones Edmunds and Associates, Inc.
Project/Site: Citrus County Landfill

TestAmerica Job ID: 660-72778-1

Client Sample ID: MW-6

Date Collected: 03/22/16 15:48
Date Received: 03/23/16 10:05

Lab Sample ID: 660-72784-1

Matrix: Water

Method: 524.2 - Total Trihalomethane Calculation

Analyte	Result	Qualifier	PQL	MDL	Unit	D	Prepared	Analyzed	Dil Fac
Bromodichloromethane	**0.98**		0.50	0.079	ug/L			03/25/16 06:42	1
Bromoform	0.17	U	0.50	0.17	ug/L			03/25/16 06:42	1
Chloroform	**1.4**		0.50	0.20	ug/L			03/25/16 06:42	1
Dibromochloromethane	**0.84**		0.50	0.13	ug/L			03/25/16 06:42	1
Trihalomethanes, Total	**3.2**		0.50	0.079	ug/L			03/25/16 06:42	1

Surrogate	*%Recovery*	*Qualifier*	*Limits*	*Prepared*	*Analyzed*	*Dil Fac*
4-Bromofluorobenzene	*85*		*70 - 130*		*03/25/16 06:42*	*1*
1,2-Dichlorobenzene-d4	*86*		*70 - 130*		*03/25/16 06:42*	*1*

Method: 300.0 - Anions, Ion Chromatography

Analyte	Result	Qualifier	PQL	MDL	Unit	D	Prepared	Analyzed	Dil Fac
Chloride	**240**		5.0	2.0	mg/L			04/06/16 04:46	10

Method: 6020 - Metals (ICP/MS) - Total Recoverable

Analyte	Result	Qualifier	PQL	MDL	Unit	D	Prepared	Analyzed	Dil Fac
Arsenic	1.5	U	3.0	1.5	ug/L		03/31/16 08:08	03/31/16 21:57	1
Iron	**3100**		100	25	ug/L		03/31/16 08:08	03/31/16 21:57	1
Sodium	**160**		0.50	0.17	mg/L		03/31/16 08:08	03/31/16 21:57	1

General Chemistry

Analyte	Result	Qualifier	PQL	MDL	Unit	D	Prepared	Analyzed	Dil Fac
Total Dissolved Solids	**420**		5.0	5.0	mg/L			03/24/16 15:06	1

Method: Field Sampling - Field Sampling

Analyte	Result	Qualifier	PQL	MDL	Unit	D	Prepared	Analyzed	Dil Fac
Color	**Clear**				Color Units			03/22/16 15:48	1
Field pH	**4.43**				SU			03/22/16 15:48	1
Field Temperature	**23.9**				Degrees C			03/22/16 15:48	1
Oxygen, Dissolved	**0.56**				mg/L			03/22/16 15:48	1
Specific Conductance	**906**				umhos/cm			03/22/16 15:48	1
Turbidity	**0.60**				NTU			03/22/16 15:48	1
Water Level	**110.57**				ft			03/22/16 15:48	1
Oxidation Reduction Potential	**115**				millivolts			03/22/16 15:48	1

Client Sample Results

Client: Jones Edmunds and Associates, Inc.
Project/Site: Citrus County Landfill

TestAmerica Job ID: 660-72778-1

Client Sample ID: TB - 72784 Blank

Lab Sample ID: 660-72784-2

Date Collected: 03/22/16 00:00
Matrix: Water
Date Received: 03/23/16 10:05

Method: 524.2 - Total Trihalomethane Calculation

Analyte	Result	Qualifier	PQL	MDL	Unit	D	Prepared	Analyzed	Dil Fac
Bromodichloromethane	0.079	U	0.50	0.079	ug/L			03/25/16 00:18	1
Bromoform	0.17	U	0.50	0.17	ug/L			03/25/16 00:18	1
Chloroform	0.20	U	0.50	0.20	ug/L			03/25/16 00:18	1
Dibromochloromethane	0.13	U	0.50	0.13	ug/L			03/25/16 00:18	1
Trihalomethanes, Total	0.079	U	0.50	0.079	ug/L			03/25/16 00:18	1

Surrogate	*%Recovery*	*Qualifier*	*Limits*	*Prepared*	*Analyzed*	*Dil Fac*
4-Bromofluorobenzene	*86*		*70 - 130*		*03/25/16 00:18*	*1*
1,2-Dichlorobenzene-d4	*87*		*70 - 130*		*03/25/16 00:18*	*1*

Client Sample Results

Client: Jones Edmunds and Associates, Inc.
Project/Site: Citrus County Landfill

TestAmerica Job ID: 660-72778-1

Client Sample ID: MW-7

Date Collected: 03/23/16 08:48
Date Received: 03/24/16 09:05

Lab Sample ID: 660-72820-1

Matrix: Water

Method: 8260B - Volatile Organic Compounds (GC/MS)

Analyte	Result	Qualifier	PQL	MDL	Unit	D	Prepared	Analyzed	Dil Fac
1,1,1,2-Tetrachloroethane	0.63	U	1.0	0.63	ug/L			03/28/16 09:05	1
1,1,1-Trichloroethane	0.47	U	1.0	0.47	ug/L			03/28/16 09:05	1
1,1,2,2-Tetrachloroethane	0.17	U	1.0	0.17	ug/L			03/28/16 09:05	1
1,1,2-Trichloroethane	0.47	U	1.0	0.47	ug/L			03/28/16 09:05	1
1,1-Dichloroethane	0.52	U	1.0	0.52	ug/L			03/28/16 09:05	1
1,1-Dichloroethene	0.67	U	1.0	0.67	ug/L			03/28/16 09:05	1
1,2,3-Trichloropropane	0.44	U	1.0	0.44	ug/L			03/28/16 09:05	1
1,2-Dibromo-3-Chloropropane	2.5	U	5.0	2.5	ug/L			03/28/16 09:05	1
1,2-Dichlorobenzene	0.49	U	1.0	0.49	ug/L			03/28/16 09:05	1
1,2-Dichloroethane	0.57	U	1.0	0.57	ug/L			03/28/16 09:05	1
1,2-Dichloropropane	0.52	U	1.0	0.52	ug/L			03/28/16 09:05	1
1,4-Dichlorobenzene	**3.5**		1.0	0.60	ug/L			03/28/16 09:05	1
2-Butanone	8.4	U	10	8.4	ug/L			03/28/16 09:05	1
2-Hexanone	4.4	U	10	4.4	ug/L			03/28/16 09:05	1
Acetone	9.9	U	20	9.9	ug/L			03/28/16 09:05	1
Acrylonitrile	4.5	U	10	4.5	ug/L			03/28/16 09:05	1
Benzene	**1.8**		1.0	0.50	ug/L			03/28/16 09:05	1
Bromochloromethane	0.58	U	1.0	0.58	ug/L			03/28/16 09:05	1
Bromodichloromethane	0.44	U	1.0	0.44	ug/L			03/28/16 09:05	1
Bromoform	0.63	U	1.0	0.63	ug/L			03/28/16 09:05	1
Bromomethane	2.5	U	5.0	2.5	ug/L			03/28/16 09:05	1
Carbon disulfide	1.0	U	2.0	1.0	ug/L			03/28/16 09:05	1
Carbon tetrachloride	0.43	U	1.0	0.43	ug/L			03/28/16 09:05	1
Chlorobenzene	**1.2**		1.0	0.63	ug/L			03/28/16 09:05	1
Chloroethane	2.5	U	5.0	2.5	ug/L			03/28/16 09:05	1
Chloroform	0.90	U	1.0	0.90	ug/L			03/28/16 09:05	1
Chloromethane	1.0	U	4.0	1.0	ug/L			03/28/16 09:05	1
cis-1,2-Dichloroethene	0.65	U	1.0	0.65	ug/L			03/28/16 09:05	1
cis-1,3-Dichloropropene	0.39	U	1.0	0.39	ug/L			03/28/16 09:05	1
Dibromochloromethane	0.31	U	1.0	0.31	ug/L			03/28/16 09:05	1
Dibromomethane	0.46	U	1.0	0.46	ug/L			03/28/16 09:05	1
Ethylbenzene	**2.5**		1.0	0.44	ug/L			03/28/16 09:05	1
Ethylene Dibromide	0.50	U	1.0	0.50	ug/L			03/28/16 09:05	1
Iodomethane	2.5	U	5.0	2.5	ug/L			03/28/16 09:05	1
Methyl isobutyl ketone (MIBK)	4.0	U	10	4.0	ug/L			03/28/16 09:05	1
Methylene Chloride	4.0	U	5.0	4.0	ug/L			03/28/16 09:05	1
Styrene	0.98	U	2.0	0.98	ug/L			03/28/16 09:05	1
Tetrachloroethene	0.50	U	1.0	0.50	ug/L			03/28/16 09:05	1
Toluene	0.51	U	1.0	0.51	ug/L			03/28/16 09:05	1
trans-1,2-Dichloroethene	0.67	U	1.0	0.67	ug/L			03/28/16 09:05	1
trans-1,3-Dichloropropene	0.27	U	1.0	0.27	ug/L			03/28/16 09:05	1
trans-1,4-Dichloro-2-butene	2.5	U	10	2.5	ug/L			03/28/16 09:05	1
Trichloroethene	0.61	U	1.0	0.61	ug/L			03/28/16 09:05	1
Trichlorofluoromethane	2.5	U	5.0	2.5	ug/L			03/28/16 09:05	1
Vinyl acetate	1.5	U	10	1.5	ug/L			03/28/16 09:05	1
Vinyl chloride	0.71	U	1.0	0.71	ug/L			03/28/16 09:05	1
Xylenes, Total	**0.77**	**I**	3.0	0.50	ug/L			03/28/16 09:05	1

Client Sample ID: MW-7

Date Collected: 03/23/16 08:48
Date Received: 03/24/16 09:05

Lab Sample ID: 660-72820-1

Matrix: Water

Surrogate	*%Recovery*	*Qualifier*	*Limits*	*Prepared*	*Analyzed*	*Dil Fac*
4-Bromofluorobenzene	*96*		*70 - 130*		*03/28/16 09:05*	*1*
Dibromofluoromethane	*104*		*70 - 130*		*03/28/16 09:05*	*1*
Toluene-d8 (Surr)	*104*		*70 - 130*		*03/28/16 09:05*	*1*

Method: 8011 - EDB, DBCP, and 1,2,3-TCP (GC)

Analyte	Result	Qualifier	PQL	MDL	Unit	D	Prepared	Analyzed	Dil Fac
Ethylene Dibromide	0.0021	U	0.019	0.0021	ug/L		03/28/16 12:11	03/28/16 16:03	1
1,2-Dibromo-3-Chloropropane	0.0048	U	0.019	0.0048	ug/L		03/28/16 12:11	03/28/16 16:03	1
1,2,3-Trichloropropane	0.086	U	0.19	0.086	ug/L		03/28/16 12:11	03/28/16 16:03	1

Surrogate	*%Recovery*	*Qualifier*	*Limits*	*Prepared*	*Analyzed*	*Dil Fac*
Pentachloroethane	*110*		*60 - 144*	*03/28/16 12:11*	*03/28/16 16:03*	*1*

Method: 300.0 - Anions, Ion Chromatography

Analyte	Result	Qualifier	PQL	MDL	Unit	D	Prepared	Analyzed	Dil Fac
Chloride	**7.3**		0.50	0.20	mg/L			04/05/16 16:35	1

Method: 6020 - Metals (ICP/MS) - Total Recoverable

Analyte	Result	Qualifier	PQL	MDL	Unit	D	Prepared	Analyzed	Dil Fac
Antimony	0.50	U	5.0	0.50	ug/L		04/01/16 08:53	04/02/16 00:30	1
Arsenic	**8.4**		3.0	1.5	ug/L		04/01/16 08:53	04/02/16 00:30	1
Barium	**18**		5.0	0.61	ug/L		04/01/16 08:53	04/02/16 00:30	1
Beryllium	0.17	U	0.50	0.17	ug/L		04/01/16 08:53	04/02/16 00:30	1
Cadmium	0.15	U	0.50	0.15	ug/L		04/01/16 08:53	04/02/16 00:30	1
Chromium	1.6	U	5.0	1.6	ug/L		04/01/16 08:53	04/02/16 00:30	1
Cobalt	**1.3**		0.50	0.12	ug/L		04/01/16 08:53	04/02/16 00:30	1
Copper	**17**		5.0	1.7	ug/L		04/01/16 08:53	04/02/16 00:30	1
Iron	**2100**		100	25	ug/L		04/01/16 08:53	04/02/16 00:30	1
Lead	**1.3**	**I**	2.5	0.98	ug/L		04/01/16 08:53	04/02/16 00:30	1
Nickel	**9.2**		5.0	1.9	ug/L		04/01/16 08:53	04/02/16 00:30	1
Selenium	1.0	U	2.5	1.0	ug/L		04/01/16 08:53	04/02/16 00:30	1
Silver	0.10	U	1.0	0.10	ug/L		04/01/16 08:53	04/02/16 00:30	1
Sodium	**11**		0.50	0.17	mg/L		04/01/16 08:53	04/02/16 00:30	1
Thallium	0.49	U	1.0	0.49	ug/L		04/01/16 08:53	04/02/16 00:30	1
Vanadium	5.3	U	10	5.3	ug/L		04/01/16 08:53	04/02/16 00:30	1
Zinc	**130**		20	9.6	ug/L		04/01/16 08:53	04/02/16 00:30	1

Method: 7470A - Mercury (CVAA)

Analyte	Result	Qualifier	PQL	MDL	Unit	D	Prepared	Analyzed	Dil Fac
Mercury	0.080	U	0.20	0.080	ug/L		03/29/16 12:38	03/30/16 11:04	1

General Chemistry

Analyte	Result	Qualifier	PQL	MDL	Unit	D	Prepared	Analyzed	Dil Fac
Ammonia	0.10	U	0.25	0.10	mg/L			03/25/16 15:05	1
Nitrate as N	0.010	U	0.020	0.010	mg/L			03/24/16 16:22	1
Total Dissolved Solids	**50**		5.0	5.0	mg/L			03/25/16 17:17	1

Method: Field Sampling - Field Sampling

Analyte	Result	Qualifier	PQL	MDL	Unit	D	Prepared	Analyzed	Dil Fac
Color	**Clear**				Color Units			03/23/16 08:48	1
Field pH	**5.03**				SU			03/23/16 08:48	1
Field Temperature	**23.3**				Degrees C			03/23/16 08:48	1

Client Sample Results

Client: Jones Edmunds and Associates, Inc.
Project/Site: Citrus County Landfill

TestAmerica Job ID: 660-72778-1

Client Sample ID: MW-7

Date Collected: 03/23/16 08:48
Date Received: 03/24/16 09:05

Lab Sample ID: 660-72820-1

Matrix: Water

Method: Field Sampling - Field Sampling (Continued)

Analyte	Result	Qualifier	PQL	MDL	Unit	D	Prepared	Analyzed	Dil Fac
Oxygen, Dissolved	0.62				mg/L			03/23/16 08:48	1
Specific Conductance	80				umhos/cm			03/23/16 08:48	1
Turbidity	1.30				NTU			03/23/16 08:48	1
Water Level	120.65				ft			03/23/16 08:48	1
Oxidation Reduction Potential	16.0				millivolts			03/23/16 08:48	1

Client Sample Results

Client: Jones Edmunds and Associates, Inc.
Project/Site: Citrus County Landfill

TestAmerica Job ID: 660-72778-1

Client Sample ID: Field Blank - 032316 72820

Lab Sample ID: 660-72820-2

Date Collected: 03/23/16 10:53
Matrix: Water
Date Received: 03/24/16 09:05

Method: 8260B - Volatile Organic Compounds (GC/MS)

Analyte	Result	Qualifier	PQL	MDL	Unit	D	Prepared	Analyzed	Dil Fac
1,1,1,2-Tetrachloroethane	0.63	U	1.0	0.63	ug/L			03/28/16 10:54	1
1,1,1-Trichloroethane	0.47	U	1.0	0.47	ug/L			03/28/16 10:54	1
1,1,2,2-Tetrachloroethane	0.17	U	1.0	0.17	ug/L			03/28/16 10:54	1
1,1,2-Trichloroethane	0.47	U	1.0	0.47	ug/L			03/28/16 10:54	1
1,1-Dichloroethane	0.52	U	1.0	0.52	ug/L			03/28/16 10:54	1
1,1-Dichloroethene	0.67	U	1.0	0.67	ug/L			03/28/16 10:54	1
1,2,3-Trichloropropane	0.44	U	1.0	0.44	ug/L			03/28/16 10:54	1
1,2-Dibromo-3-Chloropropane	2.5	U	5.0	2.5	ug/L			03/28/16 10:54	1
1,2-Dichlorobenzene	0.49	U	1.0	0.49	ug/L			03/28/16 10:54	1
1,2-Dichloroethane	0.57	U	1.0	0.57	ug/L			03/28/16 10:54	1
1,2-Dichloropropane	0.52	U	1.0	0.52	ug/L			03/28/16 10:54	1
1,4-Dichlorobenzene	0.60	U	1.0	0.60	ug/L			03/28/16 10:54	1
2-Butanone	8.4	U	10	8.4	ug/L			03/28/16 10:54	1
2-Hexanone	4.4	U	10	4.4	ug/L			03/28/16 10:54	1
Acetone	9.9	U	20	9.9	ug/L			03/28/16 10:54	1
Acrylonitrile	4.5	U	10	4.5	ug/L			03/28/16 10:54	1
Benzene	0.50	U	1.0	0.50	ug/L			03/28/16 10:54	1
Bromochloromethane	0.58	U	1.0	0.58	ug/L			03/28/16 10:54	1
Bromodichloromethane	0.44	U	1.0	0.44	ug/L			03/28/16 10:54	1
Bromoform	0.63	U	1.0	0.63	ug/L			03/28/16 10:54	1
Bromomethane	2.5	U	5.0	2.5	ug/L			03/28/16 10:54	1
Carbon disulfide	1.0	U	2.0	1.0	ug/L			03/28/16 10:54	1
Carbon tetrachloride	0.43	U	1.0	0.43	ug/L			03/28/16 10:54	1
Chlorobenzene	0.63	U	1.0	0.63	ug/L			03/28/16 10:54	1
Chloroethane	2.5	U	5.0	2.5	ug/L			03/28/16 10:54	1
Chloroform	0.90	U	1.0	0.90	ug/L			03/28/16 10:54	1
Chloromethane	1.0	U	4.0	1.0	ug/L			03/28/16 10:54	1
cis-1,2-Dichloroethene	0.65	U	1.0	0.65	ug/L			03/28/16 10:54	1
cis-1,3-Dichloropropene	0.39	U	1.0	0.39	ug/L			03/28/16 10:54	1
Dibromochloromethane	0.31	U	1.0	0.31	ug/L			03/28/16 10:54	1
Dibromomethane	0.46	U	1.0	0.46	ug/L			03/28/16 10:54	1
Ethylbenzene	0.44	U	1.0	0.44	ug/L			03/28/16 10:54	1
Ethylene Dibromide	0.50	U	1.0	0.50	ug/L			03/28/16 10:54	1
Iodomethane	2.5	U	5.0	2.5	ug/L			03/28/16 10:54	1
Methyl isobutyl ketone (MIBK)	4.0	U	10	4.0	ug/L			03/28/16 10:54	1
Methylene Chloride	4.0	U	5.0	4.0	ug/L			03/28/16 10:54	1
Styrene	0.98	U	2.0	0.98	ug/L			03/28/16 10:54	1
Tetrachloroethene	0.50	U	1.0	0.50	ug/L			03/28/16 10:54	1
Toluene	0.51	U	1.0	0.51	ug/L			03/28/16 10:54	1
trans-1,2-Dichloroethene	0.67	U	1.0	0.67	ug/L			03/28/16 10:54	1
trans-1,3-Dichloropropene	0.27	U	1.0	0.27	ug/L			03/28/16 10:54	1
trans-1,4-Dichloro-2-butene	2.5	U	10	2.5	ug/L			03/28/16 10:54	1
Trichloroethene	0.61	U	1.0	0.61	ug/L			03/28/16 10:54	1
Trichlorofluoromethane	2.5	U	5.0	2.5	ug/L			03/28/16 10:54	1
Vinyl acetate	1.5	U	10	1.5	ug/L			03/28/16 10:54	1
Vinyl chloride	0.71	U	1.0	0.71	ug/L			03/28/16 10:54	1
Xylenes, Total	0.50	U	3.0	0.50	ug/L			03/28/16 10:54	1

Client Sample Results

Client: Jones Edmunds and Associates, Inc.
Project/Site: Citrus County Landfill

TestAmerica Job ID: 660-72778-1

Client Sample ID: Field Blank - 032316 72820

Lab Sample ID: 660-72820-2
Date Collected: 03/23/16 10:53
Matrix: Water
Date Received: 03/24/16 09:05

Surrogate	*%Recovery*	*Qualifier*	*Limits*	*Prepared*	*Analyzed*	*Dil Fac*
4-Bromofluorobenzene	*96*		*70 - 130*		*03/28/16 10:54*	*1*
Dibromofluoromethane	*108*		*70 - 130*		*03/28/16 10:54*	*1*
Toluene-d8 (Surr)	*105*		*70 - 130*		*03/28/16 10:54*	*1*

Method: 8011 - EDB, DBCP, and 1,2,3-TCP (GC)

Analyte	Result	Qualifier	PQL	MDL	Unit	D	Prepared	Analyzed	Dil Fac
Ethylene Dibromide	0.0021	U	0.019	0.0021	ug/L		03/28/16 12:11	03/28/16 15:14	1
1,2-Dibromo-3-Chloropropane	0.0048	U	0.019	0.0048	ug/L		03/28/16 12:11	03/28/16 15:14	1
1,2,3-Trichloropropane	0.087	U	0.19	0.087	ug/L		03/28/16 12:11	03/28/16 15:14	1

Surrogate	*%Recovery*	*Qualifier*	*Limits*	*Prepared*	*Analyzed*	*Dil Fac*
Pentachloroethane	*111*		*60 - 144*	*03/28/16 12:11*	*03/28/16 15:14*	*1*

Method: 300.0 - Anions, Ion Chromatography

Analyte	Result	Qualifier	PQL	MDL	Unit	D	Prepared	Analyzed	Dil Fac
Chloride	**4.4**		0.50	0.20	mg/L			04/05/16 16:52	1

Method: 6020 - Metals (ICP/MS) - Total Recoverable

Analyte	Result	Qualifier	PQL	MDL	Unit	D	Prepared	Analyzed	Dil Fac
Antimony	0.50	U	5.0	0.50	ug/L		04/01/16 08:53	04/02/16 00:46	1
Arsenic	1.5	U	3.0	1.5	ug/L		04/01/16 08:53	04/02/16 00:46	1
Barium	**12**		5.0	0.61	ug/L		04/01/16 08:53	04/02/16 00:46	1
Beryllium	0.17	U	0.50	0.17	ug/L		04/01/16 08:53	04/02/16 00:46	1
Cadmium	0.15	U	0.50	0.15	ug/L		04/01/16 08:53	04/02/16 00:46	1
Chromium	1.6	U	5.0	1.6	ug/L		04/01/16 08:53	04/02/16 00:46	1
Cobalt	0.12	U	0.50	0.12	ug/L		04/01/16 08:53	04/02/16 00:46	1
Copper	**5.5**		5.0	1.7	ug/L		04/01/16 08:53	04/02/16 00:46	1
Iron	**32**	**I**	100	25	ug/L		04/01/16 08:53	04/02/16 00:46	1
Lead	0.98	U	2.5	0.98	ug/L		04/01/16 08:53	04/02/16 00:46	1
Nickel	1.9	U	5.0	1.9	ug/L		04/01/16 08:53	04/02/16 00:46	1
Selenium	1.0	U	2.5	1.0	ug/L		04/01/16 08:53	04/02/16 00:46	1
Silver	0.10	U	1.0	0.10	ug/L		04/01/16 08:53	04/02/16 00:46	1
Sodium	**15**		0.50	0.17	mg/L		04/01/16 08:53	04/02/16 00:46	1
Thallium	0.49	U	1.0	0.49	ug/L		04/01/16 08:53	04/02/16 00:46	1
Vanadium	5.3	U	10	5.3	ug/L		04/01/16 08:53	04/02/16 00:46	1
Zinc	**52**		20	9.6	ug/L		04/01/16 08:53	04/02/16 00:46	1

Method: 7470A - Mercury (CVAA)

Analyte	Result	Qualifier	PQL	MDL	Unit	D	Prepared	Analyzed	Dil Fac
Mercury	0.080	U	0.20	0.080	ug/L		03/29/16 12:38	03/30/16 11:07	1

General Chemistry

Analyte	Result	Qualifier	PQL	MDL	Unit	D	Prepared	Analyzed	Dil Fac
Ammonia	0.10	U	0.25	0.10	mg/L			03/25/16 15:15	1
Nitrate as N	**0.14**		0.020	0.010	mg/L			03/24/16 16:24	1
Total Dissolved Solids	**140**		5.0	5.0	mg/L			03/25/16 17:17	1

Client Sample Results

Client: Jones Edmunds and Associates, Inc.
Project/Site: Citrus County Landfill

TestAmerica Job ID: 660-72778-1

Client Sample ID: MW-17

Date Collected: 03/23/16 12:44
Date Received: 03/24/16 09:05

Lab Sample ID: 660-72820-3

Matrix: Water

Method: 8260B - Volatile Organic Compounds (GC/MS)

Analyte	Result	Qualifier	PQL	MDL	Unit	D	Prepared	Analyzed	Dil Fac
1,1,1,2-Tetrachloroethane	0.63	U	1.0	0.63	ug/L			03/28/16 09:22	1
1,1,1-Trichloroethane	0.47	U	1.0	0.47	ug/L			03/28/16 09:22	1
1,1,2,2-Tetrachloroethane	0.17	U	1.0	0.17	ug/L			03/28/16 09:22	1
1,1,2-Trichloroethane	0.47	U	1.0	0.47	ug/L			03/28/16 09:22	1
1,1-Dichloroethane	0.52	U	1.0	0.52	ug/L			03/28/16 09:22	1
1,1-Dichloroethene	0.67	U	1.0	0.67	ug/L			03/28/16 09:22	1
1,2,3-Trichloropropane	0.44	U	1.0	0.44	ug/L			03/28/16 09:22	1
1,2-Dibromo-3-Chloropropane	2.5	U	5.0	2.5	ug/L			03/28/16 09:22	1
1,2-Dichlorobenzene	0.49	U	1.0	0.49	ug/L			03/28/16 09:22	1
1,2-Dichloroethane	0.57	U	1.0	0.57	ug/L			03/28/16 09:22	1
1,2-Dichloropropane	0.52	U	1.0	0.52	ug/L			03/28/16 09:22	1
1,4-Dichlorobenzene	0.60	U	1.0	0.60	ug/L			03/28/16 09:22	1
2-Butanone	8.4	U	10	8.4	ug/L			03/28/16 09:22	1
2-Hexanone	4.4	U	10	4.4	ug/L			03/28/16 09:22	1
Acetone	9.9	U	20	9.9	ug/L			03/28/16 09:22	1
Acrylonitrile	4.5	U	10	4.5	ug/L			03/28/16 09:22	1
Benzene	**0.62**	**I**	1.0	0.50	ug/L			03/28/16 09:22	1
Bromochloromethane	0.58	U	1.0	0.58	ug/L			03/28/16 09:22	1
Bromodichloromethane	0.44	U	1.0	0.44	ug/L			03/28/16 09:22	1
Bromoform	0.63	U	1.0	0.63	ug/L			03/28/16 09:22	1
Bromomethane	2.5	U	5.0	2.5	ug/L			03/28/16 09:22	1
Carbon disulfide	1.0	U	2.0	1.0	ug/L			03/28/16 09:22	1
Carbon tetrachloride	0.43	U	1.0	0.43	ug/L			03/28/16 09:22	1
Chlorobenzene	0.63	U	1.0	0.63	ug/L			03/28/16 09:22	1
Chloroethane	2.5	U	5.0	2.5	ug/L			03/28/16 09:22	1
Chloroform	0.90	U	1.0	0.90	ug/L			03/28/16 09:22	1
Chloromethane	1.0	U	4.0	1.0	ug/L			03/28/16 09:22	1
cis-1,2-Dichloroethene	0.65	U	1.0	0.65	ug/L			03/28/16 09:22	1
cis-1,3-Dichloropropene	0.39	U	1.0	0.39	ug/L			03/28/16 09:22	1
Dibromochloromethane	0.31	U	1.0	0.31	ug/L			03/28/16 09:22	1
Dibromomethane	0.46	U	1.0	0.46	ug/L			03/28/16 09:22	1
Ethylbenzene	0.44	U	1.0	0.44	ug/L			03/28/16 09:22	1
Ethylene Dibromide	0.50	U	1.0	0.50	ug/L			03/28/16 09:22	1
Iodomethane	2.5	U	5.0	2.5	ug/L			03/28/16 09:22	1
Methyl isobutyl ketone (MIBK)	4.0	U	10	4.0	ug/L			03/28/16 09:22	1
Methylene Chloride	4.0	U	5.0	4.0	ug/L			03/28/16 09:22	1
Styrene	0.98	U	2.0	0.98	ug/L			03/28/16 09:22	1
Tetrachloroethene	0.50	U	1.0	0.50	ug/L			03/28/16 09:22	1
Toluene	0.51	U	1.0	0.51	ug/L			03/28/16 09:22	1
trans-1,2-Dichloroethene	0.67	U	1.0	0.67	ug/L			03/28/16 09:22	1
trans-1,3-Dichloropropene	0.27	U	1.0	0.27	ug/L			03/28/16 09:22	1
trans-1,4-Dichloro-2-butene	2.5	U	10	2.5	ug/L			03/28/16 09:22	1
Trichloroethene	0.61	U	1.0	0.61	ug/L			03/28/16 09:22	1
Trichlorofluoromethane	2.5	U	5.0	2.5	ug/L			03/28/16 09:22	1
Vinyl acetate	1.5	U	10	1.5	ug/L			03/28/16 09:22	1
Vinyl chloride	0.71	U	1.0	0.71	ug/L			03/28/16 09:22	1
Xylenes, Total	0.50	U	3.0	0.50	ug/L			03/28/16 09:22	1

Client Sample Results

Client: Jones Edmunds and Associates, Inc.
Project/Site: Citrus County Landfill

TestAmerica Job ID: 660-72778-1

Client Sample ID: MW-17

Date Collected: 03/23/16 12:44
Date Received: 03/24/16 09:05

Lab Sample ID: 660-72820-3

Matrix: Water

Surrogate	*%Recovery*	*Qualifier*	*Limits*	*Prepared*	*Analyzed*	*Dil Fac*
4-Bromofluorobenzene	*102*		*70 - 130*		*03/28/16 09:22*	*1*
Dibromofluoromethane	*110*		*70 - 130*		*03/28/16 09:22*	*1*
Toluene-d8 (Surr)	*107*		*70 - 130*		*03/28/16 09:22*	*1*

Method: 8011 - EDB, DBCP, and 1,2,3-TCP (GC)

Analyte	Result	Qualifier	PQL	MDL	Unit	D	Prepared	Analyzed	Dil Fac
Ethylene Dibromide	0.0021	U	0.019	0.0021	ug/L		03/28/16 12:11	03/28/16 16:23	1
1,2-Dibromo-3-Chloropropane	0.0048	U	0.019	0.0048	ug/L		03/28/16 12:11	03/28/16 16:23	1
1,2,3-Trichloropropane	0.087	U	0.19	0.087	ug/L		03/28/16 12:11	03/28/16 16:23	1

Surrogate	*%Recovery*	*Qualifier*	*Limits*	*Prepared*	*Analyzed*	*Dil Fac*
Pentachloroethane	*98*		*60 - 144*	*03/28/16 12:11*	*03/28/16 16:23*	*1*

Method: 300.0 - Anions, Ion Chromatography

Analyte	Result	Qualifier	PQL	MDL	Unit	D	Prepared	Analyzed	Dil Fac
Chloride	**4.5**		0.50	0.20	mg/L			04/05/16 17:27	1

Method: 6020 - Metals (ICP/MS) - Total Recoverable

Analyte	Result	Qualifier	PQL	MDL	Unit	D	Prepared	Analyzed	Dil Fac
Antimony	0.50	U	5.0	0.50	ug/L		04/01/16 08:53	04/02/16 00:51	1
Arsenic	**6.5**		3.0	1.5	ug/L		04/01/16 08:53	04/02/16 00:51	1
Barium	**10**		5.0	0.61	ug/L		04/01/16 08:53	04/02/16 00:51	1
Beryllium	0.17	U	0.50	0.17	ug/L		04/01/16 08:53	04/02/16 00:51	1
Cadmium	0.15	U	0.50	0.15	ug/L		04/01/16 08:53	04/02/16 00:51	1
Chromium	1.6	U	5.0	1.6	ug/L		04/01/16 08:53	04/02/16 00:51	1
Cobalt	**5.7**		0.50	0.12	ug/L		04/01/16 08:53	04/02/16 00:51	1
Copper	1.7	U	5.0	1.7	ug/L		04/01/16 08:53	04/02/16 00:51	1
Iron	**24000**		100	25	ug/L		04/01/16 08:53	04/02/16 00:51	1
Lead	0.98	U	2.5	0.98	ug/L		04/01/16 08:53	04/02/16 00:51	1
Nickel	**1.9**	**I**	5.0	1.9	ug/L		04/01/16 08:53	04/02/16 00:51	1
Selenium	1.0	U	2.5	1.0	ug/L		04/01/16 08:53	04/02/16 00:51	1
Silver	0.10	U	1.0	0.10	ug/L		04/01/16 08:53	04/02/16 00:51	1
Sodium	**3.2**		0.50	0.17	mg/L		04/01/16 08:53	04/02/16 00:51	1
Thallium	0.49	U	1.0	0.49	ug/L		04/01/16 08:53	04/02/16 00:51	1
Vanadium	5.3	U	10	5.3	ug/L		04/01/16 08:53	04/02/16 00:51	1
Zinc	9.6	U	20	9.6	ug/L		04/01/16 08:53	04/02/16 00:51	1

Method: 7470A - Mercury (CVAA)

Analyte	Result	Qualifier	PQL	MDL	Unit	D	Prepared	Analyzed	Dil Fac
Mercury	0.080	U	0.20	0.080	ug/L		03/29/16 12:38	03/30/16 11:10	1

General Chemistry

Analyte	Result	Qualifier	PQL	MDL	Unit	D	Prepared	Analyzed	Dil Fac
Ammonia	**0.30**		0.25	0.10	mg/L			03/25/16 15:23	1
Nitrate as N	**0.020**		0.020	0.010	mg/L			03/24/16 16:25	1
Total Dissolved Solids	**60**		5.0	5.0	mg/L			03/25/16 17:17	1

Method: Field Sampling - Field Sampling

Analyte	Result	Qualifier	PQL	MDL	Unit	D	Prepared	Analyzed	Dil Fac
Color	**Clear**				Color Units			03/23/16 12:44	1
Field pH	**5.44**				SU			03/23/16 12:44	1
Field Temperature	**24.0**				Degrees C			03/23/16 12:44	1

Client Sample Results

Client: Jones Edmunds and Associates, Inc.
Project/Site: Citrus County Landfill

TestAmerica Job ID: 660-72778-1

Client Sample ID: MW-17

Date Collected: 03/23/16 12:44
Date Received: 03/24/16 09:05

Lab Sample ID: 660-72820-3

Matrix: Water

Method: Field Sampling - Field Sampling (Continued)

Analyte	Result	Qualifier	PQL	MDL	Unit	D	Prepared	Analyzed	Dil Fac
Oxygen, Dissolved	0.51				mg/L			03/23/16 12:44	1
Specific Conductance	120				umhos/cm			03/23/16 12:44	1
Turbidity	4.44				NTU			03/23/16 12:44	1
Water Level	104.98				ft			03/23/16 12:44	1
Oxidation Reduction Potential	-55.7				millivolts			03/23/16 12:44	1

Client Sample Results

Client: Jones Edmunds and Associates, Inc.
Project/Site: Citrus County Landfill

TestAmerica Job ID: 660-72778-1

Client Sample ID: MW-15

Date Collected: 03/23/16 13:48
Date Received: 03/24/16 09:05

Lab Sample ID: 660-72820-4

Matrix: Water

Method: 8260B - Volatile Organic Compounds (GC/MS)

Analyte	Result	Qualifier	PQL	MDL	Unit	D	Prepared	Analyzed	Dil Fac
1,1,1,2-Tetrachloroethane	0.63	U	1.0	0.63	ug/L			03/28/16 11:11	1
1,1,1-Trichloroethane	0.47	U	1.0	0.47	ug/L			03/28/16 11:11	1
1,1,2,2-Tetrachloroethane	0.17	U	1.0	0.17	ug/L			03/28/16 11:11	1
1,1,2-Trichloroethane	0.47	U	1.0	0.47	ug/L			03/28/16 11:11	1
1,1-Dichloroethane	0.52	U	1.0	0.52	ug/L			03/28/16 11:11	1
1,1-Dichloroethene	0.67	U	1.0	0.67	ug/L			03/28/16 11:11	1
1,2,3-Trichloropropane	0.44	U	1.0	0.44	ug/L			03/28/16 11:11	1
1,2-Dibromo-3-Chloropropane	2.5	U	5.0	2.5	ug/L			03/28/16 11:11	1
1,2-Dichlorobenzene	0.49	U	1.0	0.49	ug/L			03/28/16 11:11	1
1,2-Dichloroethane	0.57	U	1.0	0.57	ug/L			03/28/16 11:11	1
1,2-Dichloropropane	0.52	U	1.0	0.52	ug/L			03/28/16 11:11	1
1,4-Dichlorobenzene	0.60	U	1.0	0.60	ug/L			03/28/16 11:11	1
2-Butanone	8.4	U	10	8.4	ug/L			03/28/16 11:11	1
2-Hexanone	4.4	U	10	4.4	ug/L			03/28/16 11:11	1
Acetone	9.9	U	20	9.9	ug/L			03/28/16 11:11	1
Acrylonitrile	4.5	U	10	4.5	ug/L			03/28/16 11:11	1
Benzene	0.50	U	1.0	0.50	ug/L			03/28/16 11:11	1
Bromochloromethane	0.58	U	1.0	0.58	ug/L			03/28/16 11:11	1
Bromodichloromethane	0.44	U	1.0	0.44	ug/L			03/28/16 11:11	1
Bromoform	0.63	U	1.0	0.63	ug/L			03/28/16 11:11	1
Bromomethane	2.5	U	5.0	2.5	ug/L			03/28/16 11:11	1
Carbon disulfide	1.0	U	2.0	1.0	ug/L			03/28/16 11:11	1
Carbon tetrachloride	0.43	U	1.0	0.43	ug/L			03/28/16 11:11	1
Chlorobenzene	0.63	U	1.0	0.63	ug/L			03/28/16 11:11	1
Chloroethane	2.5	U	5.0	2.5	ug/L			03/28/16 11:11	1
Chloroform	0.90	U	1.0	0.90	ug/L			03/28/16 11:11	1
Chloromethane	1.0	U	4.0	1.0	ug/L			03/28/16 11:11	1
cis-1,2-Dichloroethene	**1.9**		1.0	0.65	ug/L			03/28/16 11:11	1
cis-1,3-Dichloropropene	0.39	U	1.0	0.39	ug/L			03/28/16 11:11	1
Dibromochloromethane	0.31	U	1.0	0.31	ug/L			03/28/16 11:11	1
Dibromomethane	0.46	U	1.0	0.46	ug/L			03/28/16 11:11	1
Ethylbenzene	0.44	U	1.0	0.44	ug/L			03/28/16 11:11	1
Ethylene Dibromide	0.50	U	1.0	0.50	ug/L			03/28/16 11:11	1
Iodomethane	2.5	U	5.0	2.5	ug/L			03/28/16 11:11	1
Methyl isobutyl ketone (MIBK)	4.0	U	10	4.0	ug/L			03/28/16 11:11	1
Methylene Chloride	4.0	U	5.0	4.0	ug/L			03/28/16 11:11	1
Styrene	0.98	U	2.0	0.98	ug/L			03/28/16 11:11	1
Tetrachloroethene	0.50	U	1.0	0.50	ug/L			03/28/16 11:11	1
Toluene	0.51	U	1.0	0.51	ug/L			03/28/16 11:11	1
trans-1,2-Dichloroethene	0.67	U	1.0	0.67	ug/L			03/28/16 11:11	1
trans-1,3-Dichloropropene	0.27	U	1.0	0.27	ug/L			03/28/16 11:11	1
trans-1,4-Dichloro-2-butene	2.5	U	10	2.5	ug/L			03/28/16 11:11	1
Trichloroethene	0.61	U	1.0	0.61	ug/L			03/28/16 11:11	1
Trichlorofluoromethane	2.5	U	5.0	2.5	ug/L			03/28/16 11:11	1
Vinyl acetate	1.5	U	10	1.5	ug/L			03/28/16 11:11	1
Vinyl chloride	0.71	U	1.0	0.71	ug/L			03/28/16 11:11	1
Xylenes, Total	0.50	U	3.0	0.50	ug/L			03/28/16 11:11	1

Client Sample ID: MW-15

Date Collected: 03/23/16 13:48
Date Received: 03/24/16 09:05

Lab Sample ID: 660-72820-4

Matrix: Water

Surrogate	*%Recovery*	*Qualifier*	*Limits*	*Prepared*	*Analyzed*	*Dil Fac*
4-Bromofluorobenzene	*98*		*70 - 130*		*03/28/16 11:11*	*1*
Dibromofluoromethane	*106*		*70 - 130*		*03/28/16 11:11*	*1*
Toluene-d8 (Surr)	*105*		*70 - 130*		*03/28/16 11:11*	*1*

Method: 8011 - EDB, DBCP, and 1,2,3-TCP (GC)

Analyte	Result	Qualifier	PQL	MDL	Unit	D	Prepared	Analyzed	Dil Fac
Ethylene Dibromide	0.0022	U	0.020	0.0022	ug/L		03/28/16 12:11	03/28/16 15:54	1
1,2-Dibromo-3-Chloropropane	0.0049	U	0.020	0.0049	ug/L		03/28/16 12:11	03/28/16 15:54	1
1,2,3-Trichloropropane	0.088	U	0.20	0.088	ug/L		03/28/16 12:11	03/28/16 15:54	1

Surrogate	*%Recovery*	*Qualifier*	*Limits*	*Prepared*	*Analyzed*	*Dil Fac*
Pentachloroethane	*94*		*60 - 144*	*03/28/16 12:11*	*03/28/16 15:54*	*1*

Method: 300.0 - Anions, Ion Chromatography

Analyte	Result	Qualifier	PQL	MDL	Unit	D	Prepared	Analyzed	Dil Fac
Chloride	**3.1**		0.50	0.20	mg/L			04/05/16 17:44	1

Method: 6020 - Metals (ICP/MS) - Total Recoverable

Analyte	Result	Qualifier	PQL	MDL	Unit	D	Prepared	Analyzed	Dil Fac
Antimony	0.50	U	5.0	0.50	ug/L		04/01/16 08:53	04/02/16 00:56	1
Arsenic	**4.5**		3.0	1.5	ug/L		04/01/16 08:53	04/02/16 00:56	1
Barium	**4.3**	**I**	5.0	0.61	ug/L		04/01/16 08:53	04/02/16 00:56	1
Beryllium	**0.44**	**I**	0.50	0.17	ug/L		04/01/16 08:53	04/02/16 00:56	1
Cadmium	**0.41**	**I**	0.50	0.15	ug/L		04/01/16 08:53	04/02/16 00:56	1
Chromium	1.6	U	5.0	1.6	ug/L		04/01/16 08:53	04/02/16 00:56	1
Cobalt	**1.4**		0.50	0.12	ug/L		04/01/16 08:53	04/02/16 00:56	1
Copper	**2.8**	**I**	5.0	1.7	ug/L		04/01/16 08:53	04/02/16 00:56	1
Iron	**8900**		100	25	ug/L		04/01/16 08:53	04/02/16 00:56	1
Lead	**1.7**	**I**	2.5	0.98	ug/L		04/01/16 08:53	04/02/16 00:56	1
Nickel	**2.5**	**I**	5.0	1.9	ug/L		04/01/16 08:53	04/02/16 00:56	1
Selenium	**1.8**	**I**	2.5	1.0	ug/L		04/01/16 08:53	04/02/16 00:56	1
Silver	**0.36**	**I**	1.0	0.10	ug/L		04/01/16 08:53	04/02/16 00:56	1
Sodium	**2.5**		0.50	0.17	mg/L		04/01/16 08:53	04/02/16 00:56	1
Thallium	0.49	U	1.0	0.49	ug/L		04/01/16 08:53	04/02/16 00:56	1
Vanadium	5.3	U	10	5.3	ug/L		04/01/16 08:53	04/02/16 00:56	1
Zinc	**13**	**I**	20	9.6	ug/L		04/01/16 08:53	04/02/16 00:56	1

Method: 7470A - Mercury (CVAA)

Analyte	Result	Qualifier	PQL	MDL	Unit	D	Prepared	Analyzed	Dil Fac
Mercury	0.080	U	0.20	0.080	ug/L		03/29/16 12:38	03/30/16 11:13	1

General Chemistry

Analyte	Result	Qualifier	PQL	MDL	Unit	D	Prepared	Analyzed	Dil Fac
Ammonia	0.10	U	0.25	0.10	mg/L			03/25/16 15:23	1
Nitrate as N	**0.018**	**I**	0.020	0.010	mg/L			03/24/16 16:26	1
Total Dissolved Solids	**14**		5.0	5.0	mg/L			03/25/16 17:17	1

Method: Field Sampling - Field Sampling

Analyte	Result	Qualifier	PQL	MDL	Unit	D	Prepared	Analyzed	Dil Fac
Color	**Clear**				Color Units			03/23/16 13:48	1
Field pH	**4.51**				SU			03/23/16 13:48	1
Field Temperature	**23.1**				Degrees C			03/23/16 13:48	1

Client Sample Results

Client: Jones Edmunds and Associates, Inc.
Project/Site: Citrus County Landfill

TestAmerica Job ID: 660-72778-1

Client Sample ID: MW-15

Date Collected: 03/23/16 13:48
Date Received: 03/24/16 09:05

Lab Sample ID: 660-72820-4

Matrix: Water

Method: Field Sampling - Field Sampling (Continued)

Analyte	Result	Qualifier	PQL	MDL	Unit	D	Prepared	Analyzed	Dil Fac
Oxygen, Dissolved	0.50				mg/L			03/23/16 13:48	1
Specific Conductance	38				umhos/cm			03/23/16 13:48	1
Turbidity	0.81				NTU			03/23/16 13:48	1
Water Level	117.0				ft			03/23/16 13:48	1
Oxidation Reduction Potential	4.8				millivolts			03/23/16 13:48	1

Client Sample Results

Client: Jones Edmunds and Associates, Inc.
Project/Site: Citrus County Landfill

TestAmerica Job ID: 660-72778-1

Client Sample ID: MW-14

Date Collected: 03/23/16 14:27
Date Received: 03/24/16 09:05

Lab Sample ID: 660-72820-5

Matrix: Water

Method: 8260B - Volatile Organic Compounds (GC/MS)

Analyte	Result	Qualifier	PQL	MDL	Unit	D	Prepared	Analyzed	Dil Fac
1,1,1,2-Tetrachloroethane	0.63	U	1.0	0.63	ug/L			03/28/16 11:29	1
1,1,1-Trichloroethane	0.47	U	1.0	0.47	ug/L			03/28/16 11:29	1
1,1,2,2-Tetrachloroethane	0.17	U	1.0	0.17	ug/L			03/28/16 11:29	1
1,1,2-Trichloroethane	0.47	U	1.0	0.47	ug/L			03/28/16 11:29	1
1,1-Dichloroethane	0.52	U	1.0	0.52	ug/L			03/28/16 11:29	1
1,1-Dichloroethene	0.67	U	1.0	0.67	ug/L			03/28/16 11:29	1
1,2,3-Trichloropropane	0.44	U	1.0	0.44	ug/L			03/28/16 11:29	1
1,2-Dibromo-3-Chloropropane	2.5	U	5.0	2.5	ug/L			03/28/16 11:29	1
1,2-Dichlorobenzene	0.49	U	1.0	0.49	ug/L			03/28/16 11:29	1
1,2-Dichloroethane	0.57	U	1.0	0.57	ug/L			03/28/16 11:29	1
1,2-Dichloropropane	0.52	U	1.0	0.52	ug/L			03/28/16 11:29	1
1,4-Dichlorobenzene	0.60	U	1.0	0.60	ug/L			03/28/16 11:29	1
2-Butanone	8.4	U	10	8.4	ug/L			03/28/16 11:29	1
2-Hexanone	4.4	U	10	4.4	ug/L			03/28/16 11:29	1
Acetone	9.9	U	20	9.9	ug/L			03/28/16 11:29	1
Acrylonitrile	4.5	U	10	4.5	ug/L			03/28/16 11:29	1
Benzene	0.50	U	1.0	0.50	ug/L			03/28/16 11:29	1
Bromochloromethane	0.58	U	1.0	0.58	ug/L			03/28/16 11:29	1
Bromodichloromethane	0.44	U	1.0	0.44	ug/L			03/28/16 11:29	1
Bromoform	0.63	U	1.0	0.63	ug/L			03/28/16 11:29	1
Bromomethane	2.5	U	5.0	2.5	ug/L			03/28/16 11:29	1
Carbon disulfide	1.0	U	2.0	1.0	ug/L			03/28/16 11:29	1
Carbon tetrachloride	0.43	U	1.0	0.43	ug/L			03/28/16 11:29	1
Chlorobenzene	0.63	U	1.0	0.63	ug/L			03/28/16 11:29	1
Chloroethane	2.5	U	5.0	2.5	ug/L			03/28/16 11:29	1
Chloroform	0.90	U	1.0	0.90	ug/L			03/28/16 11:29	1
Chloromethane	1.0	U	4.0	1.0	ug/L			03/28/16 11:29	1
cis-1,2-Dichloroethene	0.65	U	1.0	0.65	ug/L			03/28/16 11:29	1
cis-1,3-Dichloropropene	0.39	U	1.0	0.39	ug/L			03/28/16 11:29	1
Dibromochloromethane	0.31	U	1.0	0.31	ug/L			03/28/16 11:29	1
Dibromomethane	0.46	U	1.0	0.46	ug/L			03/28/16 11:29	1
Ethylbenzene	0.44	U	1.0	0.44	ug/L			03/28/16 11:29	1
Ethylene Dibromide	0.50	U	1.0	0.50	ug/L			03/28/16 11:29	1
Iodomethane	2.5	U	5.0	2.5	ug/L			03/28/16 11:29	1
Methyl isobutyl ketone (MIBK)	4.0	U	10	4.0	ug/L			03/28/16 11:29	1
Methylene Chloride	4.0	U	5.0	4.0	ug/L			03/28/16 11:29	1
Styrene	0.98	U	2.0	0.98	ug/L			03/28/16 11:29	1
Tetrachloroethene	0.50	U	1.0	0.50	ug/L			03/28/16 11:29	1
Toluene	0.51	U	1.0	0.51	ug/L			03/28/16 11:29	1
trans-1,2-Dichloroethene	0.67	U	1.0	0.67	ug/L			03/28/16 11:29	1
trans-1,3-Dichloropropene	0.27	U	1.0	0.27	ug/L			03/28/16 11:29	1
trans-1,4-Dichloro-2-butene	2.5	U	10	2.5	ug/L			03/28/16 11:29	1
Trichloroethene	0.61	U	1.0	0.61	ug/L			03/28/16 11:29	1
Trichlorofluoromethane	2.5	U	5.0	2.5	ug/L			03/28/16 11:29	1
Vinyl acetate	1.5	U	10	1.5	ug/L			03/28/16 11:29	1
Vinyl chloride	0.71	U	1.0	0.71	ug/L			03/28/16 11:29	1
Xylenes, Total	0.50	U	3.0	0.50	ug/L			03/28/16 11:29	1

Client Sample ID: MW-14

Date Collected: 03/23/16 14:27
Date Received: 03/24/16 09:05

Lab Sample ID: 660-72820-5

Matrix: Water

Surrogate	%Recovery	Qualifier	Limits	Prepared	Analyzed	Dil Fac
4-Bromofluorobenzene	*100*		*70 - 130*		*03/28/16 11:29*	*1*
Dibromofluoromethane	*114*		*70 - 130*		*03/28/16 11:29*	*1*
Toluene-d8 (Surr)	*107*		*70 - 130*		*03/28/16 11:29*	*1*

Method: 8011 - EDB, DBCP, and 1,2,3-TCP (GC)

Analyte	Result	Qualifier	PQL	MDL	Unit	D	Prepared	Analyzed	Dil Fac
Ethylene Dibromide	0.0021	U	0.019	0.0021	ug/L		03/28/16 12:11	03/28/16 16:13	1
1,2-Dibromo-3-Chloropropane	0.0048	U	0.019	0.0048	ug/L		03/28/16 12:11	03/28/16 16:13	1
1,2,3-Trichloropropane	0.086	U	0.19	0.086	ug/L		03/28/16 12:11	03/28/16 16:13	1

Surrogate	%Recovery	Qualifier	Limits	Prepared	Analyzed	Dil Fac
Pentachloroethane	*97*		*60 - 144*	*03/28/16 12:11*	*03/28/16 16:13*	*1*

Method: 300.0 - Anions, Ion Chromatography

Analyte	Result	Qualifier	PQL	MDL	Unit	D	Prepared	Analyzed	Dil Fac
Chloride	**3.5**		0.50	0.20	mg/L			04/05/16 18:37	1

Method: 6020 - Metals (ICP/MS) - Total Recoverable

Analyte	Result	Qualifier	PQL	MDL	Unit	D	Prepared	Analyzed	Dil Fac
Antimony	0.50	U	5.0	0.50	ug/L		04/01/16 08:53	04/02/16 01:01	1
Arsenic	1.5	U	3.0	1.5	ug/L		04/01/16 08:53	04/02/16 01:01	1
Barium	**11**		5.0	0.61	ug/L		04/01/16 08:53	04/02/16 01:01	1
Beryllium	0.17	U	0.50	0.17	ug/L		04/01/16 08:53	04/02/16 01:01	1
Cadmium	**0.41**	**I**	0.50	0.15	ug/L		04/01/16 08:53	04/02/16 01:01	1
Chromium	1.6	U	5.0	1.6	ug/L		04/01/16 08:53	04/02/16 01:01	1
Cobalt	**0.54**		0.50	0.12	ug/L		04/01/16 08:53	04/02/16 01:01	1
Copper	1.7	U	5.0	1.7	ug/L		04/01/16 08:53	04/02/16 01:01	1
Iron	**72**	**I**	100	25	ug/L		04/01/16 08:53	04/02/16 01:01	1
Lead	0.98	U	2.5	0.98	ug/L		04/01/16 08:53	04/02/16 01:01	1
Nickel	1.9	U	5.0	1.9	ug/L		04/01/16 08:53	04/02/16 01:01	1
Selenium	1.0	U	2.5	1.0	ug/L		04/01/16 08:53	04/02/16 01:01	1
Silver	0.10	U	1.0	0.10	ug/L		04/01/16 08:53	04/02/16 01:01	1
Sodium	**3.9**		0.50	0.17	mg/L		04/01/16 08:53	04/02/16 01:01	1
Thallium	0.49	U	1.0	0.49	ug/L		04/01/16 08:53	04/02/16 01:01	1
Vanadium	5.3	U	10	5.3	ug/L		04/01/16 08:53	04/02/16 01:01	1
Zinc	9.6	U	20	9.6	ug/L		04/01/16 08:53	04/02/16 01:01	1

Method: 7470A - Mercury (CVAA)

Analyte	Result	Qualifier	PQL	MDL	Unit	D	Prepared	Analyzed	Dil Fac
Mercury	0.080	U	0.20	0.080	ug/L		03/29/16 12:38	03/30/16 11:16	1

General Chemistry

Analyte	Result	Qualifier	PQL	MDL	Unit	D	Prepared	Analyzed	Dil Fac
Ammonia	0.10	U	0.25	0.10	mg/L			03/25/16 15:23	1
Nitrate as N	**0.079**		0.020	0.010	mg/L			03/24/16 16:33	1
Total Dissolved Solids	**290**		5.0	5.0	mg/L			03/25/16 17:17	1

Method: Field Sampling - Field Sampling

Analyte	Result	Qualifier	PQL	MDL	Unit	D	Prepared	Analyzed	Dil Fac
Color	**Clear**				Color Units			03/23/16 14:27	1
Field pH	**6.67**				SU			03/23/16 14:27	1
Field Temperature	**23.2**				Degrees C			03/23/16 14:27	1

Client Sample Results

Client: Jones Edmunds and Associates, Inc.
Project/Site: Citrus County Landfill

TestAmerica Job ID: 660-72778-1

Client Sample ID: MW-14

Date Collected: 03/23/16 14:27
Date Received: 03/24/16 09:05

Lab Sample ID: 660-72820-5

Matrix: Water

Method: Field Sampling - Field Sampling (Continued)

Analyte	Result	Qualifier	PQL	MDL	Unit	D	Prepared	Analyzed	Dil Fac
Oxygen, Dissolved	0.56				mg/L			03/23/16 14:27	1
Specific Conductance	416				umhos/cm			03/23/16 14:27	1
Turbidity	0.69				NTU			03/23/16 14:27	1
Water Level	102.76				ft			03/23/16 14:27	1
Oxidation Reduction Potential	25.0				millivolts			03/23/16 14:27	1

Client Sample Results

Client: Jones Edmunds and Associates, Inc.
Project/Site: Citrus County Landfill

TestAmerica Job ID: 660-72778-1

Client Sample ID: MW-13

Date Collected: 03/23/16 15:27
Date Received: 03/24/16 09:05

Lab Sample ID: 660-72820-6

Matrix: Water

Method: 8260B - Volatile Organic Compounds (GC/MS)

Analyte	Result	Qualifier	PQL	MDL	Unit	D	Prepared	Analyzed	Dil Fac
1,1,1,2-Tetrachloroethane	0.63	U	1.0	0.63	ug/L			03/28/16 11:47	1
1,1,1-Trichloroethane	0.47	U	1.0	0.47	ug/L			03/28/16 11:47	1
1,1,2,2-Tetrachloroethane	0.17	U	1.0	0.17	ug/L			03/28/16 11:47	1
1,1,2-Trichloroethane	0.47	U	1.0	0.47	ug/L			03/28/16 11:47	1
1,1-Dichloroethane	0.52	U	1.0	0.52	ug/L			03/28/16 11:47	1
1,1-Dichloroethene	0.67	U	1.0	0.67	ug/L			03/28/16 11:47	1
1,2,3-Trichloropropane	0.44	U	1.0	0.44	ug/L			03/28/16 11:47	1
1,2-Dibromo-3-Chloropropane	2.5	U	5.0	2.5	ug/L			03/28/16 11:47	1
1,2-Dichlorobenzene	0.49	U	1.0	0.49	ug/L			03/28/16 11:47	1
1,2-Dichloroethane	0.57	U	1.0	0.57	ug/L			03/28/16 11:47	1
1,2-Dichloropropane	0.52	U	1.0	0.52	ug/L			03/28/16 11:47	1
1,4-Dichlorobenzene	0.60	U	1.0	0.60	ug/L			03/28/16 11:47	1
2-Butanone	8.4	U	10	8.4	ug/L			03/28/16 11:47	1
2-Hexanone	4.4	U	10	4.4	ug/L			03/28/16 11:47	1
Acetone	9.9	U	20	9.9	ug/L			03/28/16 11:47	1
Acrylonitrile	4.5	U	10	4.5	ug/L			03/28/16 11:47	1
Benzene	0.50	U	1.0	0.50	ug/L			03/28/16 11:47	1
Bromochloromethane	0.58	U	1.0	0.58	ug/L			03/28/16 11:47	1
Bromodichloromethane	0.44	U	1.0	0.44	ug/L			03/28/16 11:47	1
Bromoform	0.63	U	1.0	0.63	ug/L			03/28/16 11:47	1
Bromomethane	2.5	U	5.0	2.5	ug/L			03/28/16 11:47	1
Carbon disulfide	1.0	U	2.0	1.0	ug/L			03/28/16 11:47	1
Carbon tetrachloride	0.43	U	1.0	0.43	ug/L			03/28/16 11:47	1
Chlorobenzene	0.63	U	1.0	0.63	ug/L			03/28/16 11:47	1
Chloroethane	2.5	U	5.0	2.5	ug/L			03/28/16 11:47	1
Chloroform	0.90	U	1.0	0.90	ug/L			03/28/16 11:47	1
Chloromethane	1.0	U	4.0	1.0	ug/L			03/28/16 11:47	1
cis-1,2-Dichloroethene	0.65	U	1.0	0.65	ug/L			03/28/16 11:47	1
cis-1,3-Dichloropropene	0.39	U	1.0	0.39	ug/L			03/28/16 11:47	1
Dibromochloromethane	0.31	U	1.0	0.31	ug/L			03/28/16 11:47	1
Dibromomethane	0.46	U	1.0	0.46	ug/L			03/28/16 11:47	1
Ethylbenzene	0.44	U	1.0	0.44	ug/L			03/28/16 11:47	1
Ethylene Dibromide	0.50	U	1.0	0.50	ug/L			03/28/16 11:47	1
Iodomethane	2.5	U	5.0	2.5	ug/L			03/28/16 11:47	1
Methyl isobutyl ketone (MIBK)	4.0	U	10	4.0	ug/L			03/28/16 11:47	1
Methylene Chloride	4.0	U	5.0	4.0	ug/L			03/28/16 11:47	1
Styrene	0.98	U	2.0	0.98	ug/L			03/28/16 11:47	1
Tetrachloroethene	0.50	U	1.0	0.50	ug/L			03/28/16 11:47	1
Toluene	0.51	U	1.0	0.51	ug/L			03/28/16 11:47	1
trans-1,2-Dichloroethene	0.67	U	1.0	0.67	ug/L			03/28/16 11:47	1
trans-1,3-Dichloropropene	0.27	U	1.0	0.27	ug/L			03/28/16 11:47	1
trans-1,4-Dichloro-2-butene	2.5	U	10	2.5	ug/L			03/28/16 11:47	1
Trichloroethene	0.61	U	1.0	0.61	ug/L			03/28/16 11:47	1
Trichlorofluoromethane	2.5	U	5.0	2.5	ug/L			03/28/16 11:47	1
Vinyl acetate	1.5	U	10	1.5	ug/L			03/28/16 11:47	1
Vinyl chloride	0.71	U	1.0	0.71	ug/L			03/28/16 11:47	1
Xylenes, Total	0.50	U	3.0	0.50	ug/L			03/28/16 11:47	1

Client Sample Results

Client: Jones Edmunds and Associates, Inc.
Project/Site: Citrus County Landfill

TestAmerica Job ID: 660-72778-1

Client Sample ID: MW-13

Date Collected: 03/23/16 15:27
Date Received: 03/24/16 09:05

Lab Sample ID: 660-72820-6

Matrix: Water

Surrogate	*%Recovery*	*Qualifier*	*Limits*	*Prepared*	*Analyzed*	*Dil Fac*
4-Bromofluorobenzene	*101*		*70 - 130*		*03/28/16 11:47*	*1*
Dibromofluoromethane	*109*		*70 - 130*		*03/28/16 11:47*	*1*
Toluene-d8 (Surr)	*106*		*70 - 130*		*03/28/16 11:47*	*1*

Method: 8011 - EDB, DBCP, and 1,2,3-TCP (GC)

Analyte	Result	Qualifier	PQL	MDL	Unit	D	Prepared	Analyzed	Dil Fac
Ethylene Dibromide	0.0022	U	0.020	0.0022	ug/L		03/28/16 12:11	03/28/16 15:44	1
1,2-Dibromo-3-Chloropropane	0.0050	U	0.020	0.0050	ug/L		03/28/16 12:11	03/28/16 15:44	1
1,2,3-Trichloropropane	0.089	U	0.20	0.089	ug/L		03/28/16 12:11	03/28/16 15:44	1

Surrogate	*%Recovery*	*Qualifier*	*Limits*	*Prepared*	*Analyzed*	*Dil Fac*
Pentachloroethane	*97*		*60 - 144*	*03/28/16 12:11*	*03/28/16 15:44*	*1*

Method: 300.0 - Anions, Ion Chromatography

Analyte	Result	Qualifier	PQL	MDL	Unit	D	Prepared	Analyzed	Dil Fac
Chloride	**5.0**		0.50	0.20	mg/L			04/05/16 18:54	1

Method: 6020 - Metals (ICP/MS) - Total Recoverable

Analyte	Result	Qualifier	PQL	MDL	Unit	D	Prepared	Analyzed	Dil Fac
Antimony	0.50	U	5.0	0.50	ug/L		04/01/16 08:53	04/02/16 01:06	1
Arsenic	**4.4**		3.0	1.5	ug/L		04/01/16 08:53	04/02/16 01:06	1
Barium	**6.1**		5.0	0.61	ug/L		04/01/16 08:53	04/02/16 01:06	1
Beryllium	0.17	U	0.50	0.17	ug/L		04/01/16 08:53	04/02/16 01:06	1
Cadmium	0.15	U	0.50	0.15	ug/L		04/01/16 08:53	04/02/16 01:06	1
Chromium	1.6	U	5.0	1.6	ug/L		04/01/16 08:53	04/02/16 01:06	1
Cobalt	**5.3**		0.50	0.12	ug/L		04/01/16 08:53	04/02/16 01:06	1
Copper	1.7	U	5.0	1.7	ug/L		04/01/16 08:53	04/02/16 01:06	1
Iron	**2900**		100	25	ug/L		04/01/16 08:53	04/02/16 01:06	1
Lead	0.98	U	2.5	0.98	ug/L		04/01/16 08:53	04/02/16 01:06	1
Nickel	**2.9**	**I**	5.0	1.9	ug/L		04/01/16 08:53	04/02/16 01:06	1
Selenium	1.0	U	2.5	1.0	ug/L		04/01/16 08:53	04/02/16 01:06	1
Silver	0.10	U	1.0	0.10	ug/L		04/01/16 08:53	04/02/16 01:06	1
Sodium	**2.8**		0.50	0.17	mg/L		04/01/16 08:53	04/02/16 01:06	1
Thallium	0.49	U	1.0	0.49	ug/L		04/01/16 08:53	04/02/16 01:06	1
Vanadium	5.3	U	10	5.3	ug/L		04/01/16 08:53	04/02/16 01:06	1
Zinc	9.6	U	20	9.6	ug/L		04/01/16 08:53	04/02/16 01:06	1

Method: 7470A - Mercury (CVAA)

Analyte	Result	Qualifier	PQL	MDL	Unit	D	Prepared	Analyzed	Dil Fac
Mercury	0.080	U	0.20	0.080	ug/L		03/29/16 12:38	03/30/16 11:19	1

General Chemistry

Analyte	Result	Qualifier	PQL	MDL	Unit	D	Prepared	Analyzed	Dil Fac
Ammonia	0.10	U	0.25	0.10	mg/L			03/25/16 15:59	1
Nitrate as N	**0.013**	**I**	0.020	0.010	mg/L			03/24/16 16:34	1
Total Dissolved Solids	**24**		5.0	5.0	mg/L			03/25/16 17:17	1

Method: Field Sampling - Field Sampling

Analyte	Result	Qualifier	PQL	MDL	Unit	D	Prepared	Analyzed	Dil Fac
Color	**Clear**				Color Units			03/23/16 15:27	1
Field pH	**5.04**				SU			03/23/16 15:27	1
Field Temperature	**23.6**				Degrees C			03/23/16 15:27	1

Client Sample Results

Client: Jones Edmunds and Associates, Inc.
Project/Site: Citrus County Landfill

TestAmerica Job ID: 660-72778-1

Client Sample ID: MW-13

Date Collected: 03/23/16 15:27
Date Received: 03/24/16 09:05

Lab Sample ID: 660-72820-6

Matrix: Water

Method: Field Sampling - Field Sampling (Continued)

Analyte	Result	Qualifier	PQL	MDL	Unit	D	Prepared	Analyzed	Dil Fac
Oxygen, Dissolved	0.68				mg/L			03/23/16 15:27	1
Specific Conductance	49				umhos/cm			03/23/16 15:27	1
Turbidity	3.41				NTU			03/23/16 15:27	1
Water Level	105.67				ft			03/23/16 15:27	1
Oxidation Reduction Potential	11.8				millivolts			03/23/16 15:27	1

Client Sample Results

Client: Jones Edmunds and Associates, Inc.
Project/Site: Citrus County Landfill

TestAmerica Job ID: 660-72778-1

Client Sample ID: TB - 032316 Blank 72820

Lab Sample ID: 660-72820-7

Date Collected: 03/23/16 00:00
Matrix: Water
Date Received: 03/24/16 09:05

Method: 8260B - Volatile Organic Compounds (GC/MS)

Analyte	Result	Qualifier	PQL	MDL	Unit	D	Prepared	Analyzed	Dil Fac
1,1,1,2-Tetrachloroethane	0.63	U	1.0	0.63	ug/L			03/28/16 10:36	1
1,1,1-Trichloroethane	0.47	U	1.0	0.47	ug/L			03/28/16 10:36	1
1,1,2,2-Tetrachloroethane	0.17	U	1.0	0.17	ug/L			03/28/16 10:36	1
1,1,2-Trichloroethane	0.47	U	1.0	0.47	ug/L			03/28/16 10:36	1
1,1-Dichloroethane	0.52	U	1.0	0.52	ug/L			03/28/16 10:36	1
1,1-Dichloroethene	0.67	U	1.0	0.67	ug/L			03/28/16 10:36	1
1,2,3-Trichloropropane	0.44	U	1.0	0.44	ug/L			03/28/16 10:36	1
1,2-Dibromo-3-Chloropropane	2.5	U	5.0	2.5	ug/L			03/28/16 10:36	1
1,2-Dichlorobenzene	0.49	U	1.0	0.49	ug/L			03/28/16 10:36	1
1,2-Dichloroethane	0.57	U	1.0	0.57	ug/L			03/28/16 10:36	1
1,2-Dichloropropane	0.52	U	1.0	0.52	ug/L			03/28/16 10:36	1
1,4-Dichlorobenzene	0.60	U	1.0	0.60	ug/L			03/28/16 10:36	1
2-Butanone	8.4	U	10	8.4	ug/L			03/28/16 10:36	1
2-Hexanone	4.4	U	10	4.4	ug/L			03/28/16 10:36	1
Acetone	9.9	U	20	9.9	ug/L			03/28/16 10:36	1
Acrylonitrile	4.5	U	10	4.5	ug/L			03/28/16 10:36	1
Benzene	0.50	U	1.0	0.50	ug/L			03/28/16 10:36	1
Bromochloromethane	0.58	U	1.0	0.58	ug/L			03/28/16 10:36	1
Bromodichloromethane	0.44	U	1.0	0.44	ug/L			03/28/16 10:36	1
Bromoform	0.63	U	1.0	0.63	ug/L			03/28/16 10:36	1
Bromomethane	2.5	U	5.0	2.5	ug/L			03/28/16 10:36	1
Carbon disulfide	1.0	U	2.0	1.0	ug/L			03/28/16 10:36	1
Carbon tetrachloride	0.43	U	1.0	0.43	ug/L			03/28/16 10:36	1
Chlorobenzene	0.63	U	1.0	0.63	ug/L			03/28/16 10:36	1
Chloroethane	2.5	U	5.0	2.5	ug/L			03/28/16 10:36	1
Chloroform	0.90	U	1.0	0.90	ug/L			03/28/16 10:36	1
Chloromethane	1.0	U	4.0	1.0	ug/L			03/28/16 10:36	1
cis-1,2-Dichloroethene	0.65	U	1.0	0.65	ug/L			03/28/16 10:36	1
cis-1,3-Dichloropropene	0.39	U	1.0	0.39	ug/L			03/28/16 10:36	1
Dibromochloromethane	0.31	U	1.0	0.31	ug/L			03/28/16 10:36	1
Dibromomethane	0.46	U	1.0	0.46	ug/L			03/28/16 10:36	1
Ethylbenzene	0.44	U	1.0	0.44	ug/L			03/28/16 10:36	1
Ethylene Dibromide	0.50	U	1.0	0.50	ug/L			03/28/16 10:36	1
Iodomethane	2.5	U	5.0	2.5	ug/L			03/28/16 10:36	1
Methyl isobutyl ketone (MIBK)	4.0	U	10	4.0	ug/L			03/28/16 10:36	1
Methylene Chloride	4.0	U	5.0	4.0	ug/L			03/28/16 10:36	1
Styrene	0.98	U	2.0	0.98	ug/L			03/28/16 10:36	1
Tetrachloroethene	0.50	U	1.0	0.50	ug/L			03/28/16 10:36	1
Toluene	0.51	U	1.0	0.51	ug/L			03/28/16 10:36	1
trans-1,2-Dichloroethene	0.67	U	1.0	0.67	ug/L			03/28/16 10:36	1
trans-1,3-Dichloropropene	0.27	U	1.0	0.27	ug/L			03/28/16 10:36	1
trans-1,4-Dichloro-2-butene	2.5	U	10	2.5	ug/L			03/28/16 10:36	1
Trichloroethene	0.61	U	1.0	0.61	ug/L			03/28/16 10:36	1
Trichlorofluoromethane	2.5	U	5.0	2.5	ug/L			03/28/16 10:36	1
Vinyl acetate	1.5	U	10	1.5	ug/L			03/28/16 10:36	1
Vinyl chloride	0.71	U	1.0	0.71	ug/L			03/28/16 10:36	1
Xylenes, Total	0.50	U	3.0	0.50	ug/L			03/28/16 10:36	1

Client Sample Results

Client: Jones Edmunds and Associates, Inc.
Project/Site: Citrus County Landfill

TestAmerica Job ID: 660-72778-1

Client Sample ID: TB - 032316 Blank 72820

Lab Sample ID: 660-72820-7

Date Collected: 03/23/16 00:00

Matrix: Water

Date Received: 03/24/16 09:05

Surrogate	%Recovery	Qualifier	Limits	Prepared	Analyzed	Dil Fac
4-Bromofluorobenzene	97		70 - 130		03/28/16 10:36	1
Dibromofluoromethane	108		70 - 130		03/28/16 10:36	1
Toluene-d8 (Surr)	106		70 - 130		03/28/16 10:36	1

Client Sample Results

Client: Jones Edmunds and Associates, Inc.
Project/Site: Citrus County Landfill

TestAmerica Job ID: 660-72778-1

Client Sample ID: MW-18

Date Collected: 03/23/16 10:20
Date Received: 03/24/16 09:00

Lab Sample ID: 660-72854-1

Matrix: Water

Method: 8260B - Volatile Organic Compounds (GC/MS)

Analyte	Result	Qualifier	PQL	MDL	Unit	D	Prepared	Analyzed	Dil Fac
Benzene	0.50	U	1.0	0.50	ug/L			04/02/16 20:17	1
Methylene Chloride	4.0	U	5.0	4.0	ug/L			04/02/16 20:17	1
Vinyl chloride	0.71	U	1.0	0.71	ug/L			04/02/16 20:17	1

Surrogate	*%Recovery*	*Qualifier*	*Limits*	*Prepared*	*Analyzed*	*Dil Fac*
4-Bromofluorobenzene	*100*		*70 - 130*		*04/02/16 20:17*	*1*
Dibromofluoromethane	*104*		*70 - 130*		*04/02/16 20:17*	*1*
Toluene-d8 (Surr)	*103*		*70 - 130*		*04/02/16 20:17*	*1*

Method: Field Sampling - Field Sampling

Analyte	Result	Qualifier	PQL	MDL	Unit	D	Prepared	Analyzed	Dil Fac
Color	**Clear**				Color Units			03/23/16 10:20	1
Field pH	**4.63**				SU			03/23/16 10:20	1
Field Temperature	**22.0**				Degrees C			03/23/16 10:20	1
Oxygen, Dissolved	**2.37**				mg/L			03/23/16 10:20	1
Specific Conductance	**38**				umhos/cm			03/23/16 10:20	1
Turbidity	**34.8**				NTU			03/23/16 10:20	1
Water Level	**108.35**				ft			03/23/16 10:20	1
Oxidation Reduction Potential	**83.4**				millivolts			03/23/16 10:20	1

Client Sample Results

Client: Jones Edmunds and Associates, Inc.
Project/Site: Citrus County Landfill

TestAmerica Job ID: 660-72778-1

Client Sample ID: MW-19

Date Collected: 03/23/16 11:28
Date Received: 03/24/16 09:00

Lab Sample ID: 660-72854-2

Matrix: Water

Method: 8260B - Volatile Organic Compounds (GC/MS)

Analyte	Result	Qualifier	PQL	MDL	Unit	D	Prepared	Analyzed	Dil Fac
Benzene	2.2		1.0	0.50	ug/L			04/02/16 20:35	1
Methylene Chloride	7.1		5.0	4.0	ug/L			04/02/16 20:35	1
Vinyl chloride	1.9		1.0	0.71	ug/L			04/02/16 20:35	1

Surrogate	*%Recovery*	*Qualifier*	*Limits*	*Prepared*	*Analyzed*	*Dil Fac*
4-Bromofluorobenzene	*99*		*70 - 130*		*04/02/16 20:35*	*1*
Dibromofluoromethane	*110*		*70 - 130*		*04/02/16 20:35*	*1*
Toluene-d8 (Surr)	*104*		*70 - 130*		*04/02/16 20:35*	*1*

Method: Field Sampling - Field Sampling

Analyte	Result	Qualifier	PQL	MDL	Unit	D	Prepared	Analyzed	Dil Fac
Color	Clear				Color Units			03/23/16 11:28	1
Field pH	5.40				SU			03/23/16 11:28	1
Field Temperature	23.1				Degrees C			03/23/16 11:28	1
Oxygen, Dissolved	0.66				mg/L			03/23/16 11:28	1
Specific Conductance	84				umhos/cm			03/23/16 11:28	1
Turbidity	2.96				NTU			03/23/16 11:28	1
Water Level	106.21				ft			03/23/16 11:28	1
Oxidation Reduction Potential	25.3				millivolts			03/23/16 11:28	1

Client Sample Results

Client: Jones Edmunds and Associates, Inc.
Project/Site: Citrus County Landfill

TestAmerica Job ID: 660-72778-1

Client Sample ID: MW-12

Date Collected: 03/24/16 08:20
Date Received: 03/25/16 08:40

Lab Sample ID: 660-72864-1

Matrix: Water

Method: 8260B - Volatile Organic Compounds (GC/MS)

Analyte	Result	Qualifier	PQL	MDL	Unit	D	Prepared	Analyzed	Dil Fac
1,1,1,2-Tetrachloroethane	0.63	U	1.0	0.63	ug/L			03/28/16 12:05	1
1,1,1-Trichloroethane	0.47	U	1.0	0.47	ug/L			03/28/16 12:05	1
1,1,2,2-Tetrachloroethane	0.17	U	1.0	0.17	ug/L			03/28/16 12:05	1
1,1,2-Trichloroethane	0.47	U	1.0	0.47	ug/L			03/28/16 12:05	1
1,1-Dichloroethane	0.52	U	1.0	0.52	ug/L			03/28/16 12:05	1
1,1-Dichloroethene	0.67	U	1.0	0.67	ug/L			03/28/16 12:05	1
1,2,3-Trichloropropane	0.44	U	1.0	0.44	ug/L			03/28/16 12:05	1
1,2-Dibromo-3-Chloropropane	2.5	U	5.0	2.5	ug/L			03/28/16 12:05	1
1,2-Dichlorobenzene	0.49	U	1.0	0.49	ug/L			03/28/16 12:05	1
1,2-Dichloroethane	0.57	U	1.0	0.57	ug/L			03/28/16 12:05	1
1,2-Dichloropropane	0.52	U	1.0	0.52	ug/L			03/28/16 12:05	1
1,4-Dichlorobenzene	**0.85**	**I**	1.0	0.60	ug/L			03/28/16 12:05	1
2-Butanone	8.4	U	10	8.4	ug/L			03/28/16 12:05	1
2-Hexanone	4.4	U	10	4.4	ug/L			03/28/16 12:05	1
Acetone	9.9	U	20	9.9	ug/L			03/28/16 12:05	1
Acrylonitrile	4.5	U	10	4.5	ug/L			03/28/16 12:05	1
Benzene	0.50	U	1.0	0.50	ug/L			03/28/16 12:05	1
Bromochloromethane	0.58	U	1.0	0.58	ug/L			03/28/16 12:05	1
Bromodichloromethane	0.44	U	1.0	0.44	ug/L			03/28/16 12:05	1
Bromoform	0.63	U	1.0	0.63	ug/L			03/28/16 12:05	1
Bromomethane	2.5	U	5.0	2.5	ug/L			03/28/16 12:05	1
Carbon disulfide	1.0	U	2.0	1.0	ug/L			03/28/16 12:05	1
Carbon tetrachloride	0.43	U	1.0	0.43	ug/L			03/28/16 12:05	1
Chlorobenzene	0.63	U	1.0	0.63	ug/L			03/28/16 12:05	1
Chloroethane	2.5	U	5.0	2.5	ug/L			03/28/16 12:05	1
Chloroform	0.90	U	1.0	0.90	ug/L			03/28/16 12:05	1
Chloromethane	1.0	U	4.0	1.0	ug/L			03/28/16 12:05	1
cis-1,2-Dichloroethene	0.65	U	1.0	0.65	ug/L			03/28/16 12:05	1
cis-1,3-Dichloropropene	0.39	U	1.0	0.39	ug/L			03/28/16 12:05	1
Dibromochloromethane	0.31	U	1.0	0.31	ug/L			03/28/16 12:05	1
Dibromomethane	0.46	U	1.0	0.46	ug/L			03/28/16 12:05	1
Ethylbenzene	0.44	U	1.0	0.44	ug/L			03/28/16 12:05	1
Ethylene Dibromide	0.50	U	1.0	0.50	ug/L			03/28/16 12:05	1
Iodomethane	2.5	U	5.0	2.5	ug/L			03/28/16 12:05	1
Methyl isobutyl ketone (MIBK)	4.0	U	10	4.0	ug/L			03/28/16 12:05	1
Methylene Chloride	4.0	U	5.0	4.0	ug/L			03/28/16 12:05	1
Styrene	0.98	U	2.0	0.98	ug/L			03/28/16 12:05	1
Tetrachloroethene	0.50	U	1.0	0.50	ug/L			03/28/16 12:05	1
Toluene	0.51	U	1.0	0.51	ug/L			03/28/16 12:05	1
trans-1,2-Dichloroethene	0.67	U	1.0	0.67	ug/L			03/28/16 12:05	1
trans-1,3-Dichloropropene	0.27	U	1.0	0.27	ug/L			03/28/16 12:05	1
trans-1,4-Dichloro-2-butene	2.5	U	10	2.5	ug/L			03/28/16 12:05	1
Trichloroethene	0.61	U	1.0	0.61	ug/L			03/28/16 12:05	1
Trichlorofluoromethane	2.5	U	5.0	2.5	ug/L			03/28/16 12:05	1
Vinyl acetate	1.5	U	10	1.5	ug/L			03/28/16 12:05	1
Vinyl chloride	0.71	U	1.0	0.71	ug/L			03/28/16 12:05	1
Xylenes, Total	0.50	U	3.0	0.50	ug/L			03/28/16 12:05	1

Client Sample ID: MW-12

Date Collected: 03/24/16 08:20
Date Received: 03/25/16 08:40

Lab Sample ID: 660-72864-1

Matrix: Water

Surrogate	*%Recovery*	*Qualifier*	*Limits*	*Prepared*	*Analyzed*	*Dil Fac*
4-Bromofluorobenzene	*103*		*70 - 130*		*03/28/16 12:05*	*1*
Dibromofluoromethane	*111*		*70 - 130*		*03/28/16 12:05*	*1*
Toluene-d8 (Surr)	*103*		*70 - 130*		*03/28/16 12:05*	*1*

Method: 8011 - EDB, DBCP, and 1,2,3-TCP (GC)

Analyte	Result	Qualifier	PQL	MDL	Unit	D	Prepared	Analyzed	Dil Fac
Ethylene Dibromide	0.0022	U	0.020	0.0022	ug/L		03/31/16 12:23	03/31/16 14:46	1
1,2-Dibromo-3-Chloropropane	0.0050	U	0.020	0.0050	ug/L		03/31/16 12:23	03/31/16 14:46	1
1,2,3-Trichloropropane	0.089	U	0.20	0.089	ug/L		03/31/16 12:23	03/31/16 14:46	1

Surrogate	*%Recovery*	*Qualifier*	*Limits*	*Prepared*	*Analyzed*	*Dil Fac*
Pentachloroethane	*93*		*60 - 144*	*03/31/16 12:23*	*03/31/16 14:46*	*1*

Method: 300.0 - Anions, Ion Chromatography

Analyte	Result	Qualifier	PQL	MDL	Unit	D	Prepared	Analyzed	Dil Fac
Chloride	**5.6**		0.50	0.20	mg/L			04/05/16 13:23	1

Method: 6020 - Metals (ICP/MS) - Total Recoverable

Analyte	Result	Qualifier	PQL	MDL	Unit	D	Prepared	Analyzed	Dil Fac
Antimony	0.50	U	5.0	0.50	ug/L		04/01/16 08:53	04/02/16 02:02	1
Arsenic	**2.4**	**I**	3.0	1.5	ug/L		04/01/16 08:53	04/02/16 02:02	1
Barium	**23**		5.0	0.61	ug/L		04/01/16 08:53	04/02/16 02:02	1
Beryllium	0.17	U	0.50	0.17	ug/L		04/01/16 08:53	04/02/16 02:02	1
Cadmium	0.15	U	0.50	0.15	ug/L		04/01/16 08:53	04/02/16 02:02	1
Chromium	1.6	U	5.0	1.6	ug/L		04/01/16 08:53	04/02/16 02:02	1
Cobalt	**0.71**		0.50	0.12	ug/L		04/01/16 08:53	04/02/16 02:02	1
Copper	1.7	U	5.0	1.7	ug/L		04/01/16 08:53	04/02/16 02:02	1
Iron	**4200**		100	25	ug/L		04/01/16 08:53	04/02/16 02:02	1
Lead	0.98	U	2.5	0.98	ug/L		04/01/16 08:53	04/02/16 02:02	1
Nickel	**2.0**	**I**	5.0	1.9	ug/L		04/01/16 08:53	04/02/16 02:02	1
Selenium	1.0	U	2.5	1.0	ug/L		04/01/16 08:53	04/02/16 02:02	1
Silver	0.10	U	1.0	0.10	ug/L		04/01/16 08:53	04/02/16 02:02	1
Sodium	**4.3**		0.50	0.17	mg/L		04/01/16 08:53	04/02/16 02:02	1
Thallium	0.49	U	1.0	0.49	ug/L		04/01/16 08:53	04/02/16 02:02	1
Vanadium	5.3	U	10	5.3	ug/L		04/01/16 08:53	04/02/16 02:02	1
Zinc	9.6	U	20	9.6	ug/L		04/01/16 08:53	04/02/16 02:02	1

Method: 7470A - Mercury (CVAA)

Analyte	Result	Qualifier	PQL	MDL	Unit	D	Prepared	Analyzed	Dil Fac
Mercury	0.080	U	0.20	0.080	ug/L		03/29/16 12:38	03/30/16 11:28	1

General Chemistry

Analyte	Result	Qualifier	PQL	MDL	Unit	D	Prepared	Analyzed	Dil Fac
Ammonia	**0.29**		0.25	0.10	mg/L			03/30/16 17:05	1
Nitrate as N	0.010	U	0.020	0.010	mg/L			03/25/16 12:35	1
Total Dissolved Solids	**310**		5.0	5.0	mg/L			03/28/16 15:37	1

Method: Field Sampling - Field Sampling

Analyte	Result	Qualifier	PQL	MDL	Unit	D	Prepared	Analyzed	Dil Fac
Color	**Clear**				Color Units			03/24/16 08:20	1
Field pH	**6.74**				SU			03/24/16 08:20	1
Field Temperature	**23.2**				Degrees C			03/24/16 08:20	1

Client Sample Results

Client: Jones Edmunds and Associates, Inc.
Project/Site: Citrus County Landfill

TestAmerica Job ID: 660-72778-1

Client Sample ID: MW-12

Date Collected: 03/24/16 08:20
Date Received: 03/25/16 08:40

Lab Sample ID: 660-72864-1

Matrix: Water

Method: Field Sampling - Field Sampling (Continued)

Analyte	Result	Qualifier	PQL	MDL	Unit	D	Prepared	Analyzed	Dil Fac
Oxygen, Dissolved	0.98				mg/L			03/24/16 08:20	1
Specific Conductance	596				umhos/cm			03/24/16 08:20	1
Turbidity	3.01				NTU			03/24/16 08:20	1
Water Level	97.72				ft			03/24/16 08:20	1
Oxidation Reduction Potential	-63.7				millivolts			03/24/16 08:20	1

Client Sample Results

Client: Jones Edmunds and Associates, Inc.
Project/Site: Citrus County Landfill

TestAmerica Job ID: 660-72778-1

Client Sample ID: MW-11

Date Collected: 03/24/16 09:02
Date Received: 03/25/16 08:40

Lab Sample ID: 660-72864-2

Matrix: Water

Method: 8260B - Volatile Organic Compounds (GC/MS)

Analyte	Result	Qualifier	PQL	MDL	Unit	D	Prepared	Analyzed	Dil Fac
1,1,1,2-Tetrachloroethane	0.63	U	1.0	0.63	ug/L			03/28/16 12:22	1
1,1,1-Trichloroethane	0.47	U	1.0	0.47	ug/L			03/28/16 12:22	1
1,1,2,2-Tetrachloroethane	0.17	U	1.0	0.17	ug/L			03/28/16 12:22	1
1,1,2-Trichloroethane	0.47	U	1.0	0.47	ug/L			03/28/16 12:22	1
1,1-Dichloroethane	0.52	U	1.0	0.52	ug/L			03/28/16 12:22	1
1,1-Dichloroethene	0.67	U	1.0	0.67	ug/L			03/28/16 12:22	1
1,2,3-Trichloropropane	0.44	U	1.0	0.44	ug/L			03/28/16 12:22	1
1,2-Dibromo-3-Chloropropane	2.5	U	5.0	2.5	ug/L			03/28/16 12:22	1
1,2-Dichlorobenzene	0.49	U	1.0	0.49	ug/L			03/28/16 12:22	1
1,2-Dichloroethane	0.57	U	1.0	0.57	ug/L			03/28/16 12:22	1
1,2-Dichloropropane	0.52	U	1.0	0.52	ug/L			03/28/16 12:22	1
1,4-Dichlorobenzene	0.60	U	1.0	0.60	ug/L			03/28/16 12:22	1
2-Butanone	8.4	U	10	8.4	ug/L			03/28/16 12:22	1
2-Hexanone	4.4	U	10	4.4	ug/L			03/28/16 12:22	1
Acetone	9.9	U	20	9.9	ug/L			03/28/16 12:22	1
Acrylonitrile	4.5	U	10	4.5	ug/L			03/28/16 12:22	1
Benzene	0.50	U	1.0	0.50	ug/L			03/28/16 12:22	1
Bromochloromethane	0.58	U	1.0	0.58	ug/L			03/28/16 12:22	1
Bromodichloromethane	0.44	U	1.0	0.44	ug/L			03/28/16 12:22	1
Bromoform	0.63	U	1.0	0.63	ug/L			03/28/16 12:22	1
Bromomethane	2.5	U	5.0	2.5	ug/L			03/28/16 12:22	1
Carbon disulfide	1.0	U	2.0	1.0	ug/L			03/28/16 12:22	1
Carbon tetrachloride	0.43	U	1.0	0.43	ug/L			03/28/16 12:22	1
Chlorobenzene	0.63	U	1.0	0.63	ug/L			03/28/16 12:22	1
Chloroethane	2.5	U	5.0	2.5	ug/L			03/28/16 12:22	1
Chloroform	0.90	U	1.0	0.90	ug/L			03/28/16 12:22	1
Chloromethane	1.0	U	4.0	1.0	ug/L			03/28/16 12:22	1
cis-1,2-Dichloroethene	0.65	U	1.0	0.65	ug/L			03/28/16 12:22	1
cis-1,3-Dichloropropene	0.39	U	1.0	0.39	ug/L			03/28/16 12:22	1
Dibromochloromethane	0.31	U	1.0	0.31	ug/L			03/28/16 12:22	1
Dibromomethane	0.46	U	1.0	0.46	ug/L			03/28/16 12:22	1
Ethylbenzene	0.44	U	1.0	0.44	ug/L			03/28/16 12:22	1
Ethylene Dibromide	0.50	U	1.0	0.50	ug/L			03/28/16 12:22	1
Iodomethane	2.5	U	5.0	2.5	ug/L			03/28/16 12:22	1
Methyl isobutyl ketone (MIBK)	4.0	U	10	4.0	ug/L			03/28/16 12:22	1
Methylene Chloride	4.0	U	5.0	4.0	ug/L			03/28/16 12:22	1
Styrene	0.98	U	2.0	0.98	ug/L			03/28/16 12:22	1
Tetrachloroethene	0.50	U	1.0	0.50	ug/L			03/28/16 12:22	1
Toluene	0.51	U	1.0	0.51	ug/L			03/28/16 12:22	1
trans-1,2-Dichloroethene	0.67	U	1.0	0.67	ug/L			03/28/16 12:22	1
trans-1,3-Dichloropropene	0.27	U	1.0	0.27	ug/L			03/28/16 12:22	1
trans-1,4-Dichloro-2-butene	2.5	U	10	2.5	ug/L			03/28/16 12:22	1
Trichloroethene	0.61	U	1.0	0.61	ug/L			03/28/16 12:22	1
Trichlorofluoromethane	2.5	U	5.0	2.5	ug/L			03/28/16 12:22	1
Vinyl acetate	1.5	U	10	1.5	ug/L			03/28/16 12:22	1
Vinyl chloride	0.71	U	1.0	0.71	ug/L			03/28/16 12:22	1
Xylenes, Total	0.50	U	3.0	0.50	ug/L			03/28/16 12:22	1

Client Sample ID: MW-11

Date Collected: 03/24/16 09:02
Date Received: 03/25/16 08:40

Lab Sample ID: 660-72864-2

Matrix: Water

Surrogate	*%Recovery*	*Qualifier*	*Limits*	*Prepared*	*Analyzed*	*Dil Fac*
4-Bromofluorobenzene	*98*		*70 - 130*		*03/28/16 12:22*	*1*
Dibromofluoromethane	*111*		*70 - 130*		*03/28/16 12:22*	*1*
Toluene-d8 (Surr)	*105*		*70 - 130*		*03/28/16 12:22*	*1*

Method: 8011 - EDB, DBCP, and 1,2,3-TCP (GC)

Analyte	Result	Qualifier	PQL	MDL	Unit	D	Prepared	Analyzed	Dil Fac
Ethylene Dibromide	0.0021	U	0.019	0.0021	ug/L		03/31/16 12:23	03/31/16 14:56	1
1,2-Dibromo-3-Chloropropane	0.0049	U	0.019	0.0049	ug/L		03/31/16 12:23	03/31/16 14:56	1
1,2,3-Trichloropropane	0.088	U	0.19	0.088	ug/L		03/31/16 12:23	03/31/16 14:56	1

Surrogate	*%Recovery*	*Qualifier*	*Limits*	*Prepared*	*Analyzed*	*Dil Fac*
Pentachloroethane	*100*		*60 - 144*	*03/31/16 12:23*	*03/31/16 14:56*	*1*

Method: 300.0 - Anions, Ion Chromatography

Analyte	Result	Qualifier	PQL	MDL	Unit	D	Prepared	Analyzed	Dil Fac
Chloride	**7.7**		0.50	0.20	mg/L			04/05/16 13:41	1

Method: 6020 - Metals (ICP/MS) - Total Recoverable

Analyte	Result	Qualifier	PQL	MDL	Unit	D	Prepared	Analyzed	Dil Fac
Antimony	0.50	U	5.0	0.50	ug/L		04/01/16 08:53	04/02/16 02:07	1
Arsenic	1.5	U	3.0	1.5	ug/L		04/01/16 08:53	04/02/16 02:07	1
Barium	**33**		5.0	0.61	ug/L		04/01/16 08:53	04/02/16 02:07	1
Beryllium	0.17	U	0.50	0.17	ug/L		04/01/16 08:53	04/02/16 02:07	1
Cadmium	0.15	U	0.50	0.15	ug/L		04/01/16 08:53	04/02/16 02:07	1
Chromium	1.6	U	5.0	1.6	ug/L		04/01/16 08:53	04/02/16 02:07	1
Cobalt	**0.14**	**I**	0.50	0.12	ug/L		04/01/16 08:53	04/02/16 02:07	1
Copper	1.7	U	5.0	1.7	ug/L		04/01/16 08:53	04/02/16 02:07	1
Iron	**56**	**I**	100	25	ug/L		04/01/16 08:53	04/02/16 02:07	1
Lead	0.98	U	2.5	0.98	ug/L		04/01/16 08:53	04/02/16 02:07	1
Nickel	**3.3**	**I**	5.0	1.9	ug/L		04/01/16 08:53	04/02/16 02:07	1
Selenium	1.0	U	2.5	1.0	ug/L		04/01/16 08:53	04/02/16 02:07	1
Silver	0.10	U	1.0	0.10	ug/L		04/01/16 08:53	04/02/16 02:07	1
Sodium	**5.2**		0.50	0.17	mg/L		04/01/16 08:53	04/02/16 02:07	1
Thallium	**1.9**		1.0	0.49	ug/L		04/01/16 08:53	04/02/16 02:07	1
Vanadium	5.3	U	10	5.3	ug/L		04/01/16 08:53	04/02/16 02:07	1
Zinc	9.6	U	20	9.6	ug/L		04/01/16 08:53	04/02/16 02:07	1

Method: 7470A - Mercury (CVAA)

Analyte	Result	Qualifier	PQL	MDL	Unit	D	Prepared	Analyzed	Dil Fac
Mercury	0.080	U	0.20	0.080	ug/L		03/29/16 12:38	03/30/16 11:31	1

General Chemistry

Analyte	Result	Qualifier	PQL	MDL	Unit	D	Prepared	Analyzed	Dil Fac
Ammonia	0.10	U	0.25	0.10	mg/L			03/30/16 17:05	1
Nitrate as N	**0.37**		0.020	0.010	mg/L			03/25/16 12:45	1
Total Dissolved Solids	**260**		5.0	5.0	mg/L			03/28/16 15:37	1

Method: Field Sampling - Field Sampling

Analyte	Result	Qualifier	PQL	MDL	Unit	D	Prepared	Analyzed	Dil Fac
Color	**Clear**				Color Units			03/24/16 09:02	1
Field pH	**6.89**				SU			03/24/16 09:02	1
Field Temperature	**23.2**				Degrees C			03/24/16 09:02	1

Client Sample Results

Client: Jones Edmunds and Associates, Inc.
Project/Site: Citrus County Landfill

TestAmerica Job ID: 660-72778-1

Client Sample ID: MW-11

Date Collected: 03/24/16 09:02
Date Received: 03/25/16 08:40

Lab Sample ID: 660-72864-2

Matrix: Water

Method: Field Sampling - Field Sampling (Continued)

Analyte	Result	Qualifier	PQL	MDL	Unit	D	Prepared	Analyzed	Dil Fac
Oxygen, Dissolved	0.74				mg/L			03/24/16 09:02	1
Specific Conductance	505				umhos/cm			03/24/16 09:02	1
Turbidity	2.32				NTU			03/24/16 09:02	1
Water Level	99.05				ft			03/24/16 09:02	1
Oxidation Reduction Potential	38.6				millivolts			03/24/16 09:02	1

QC Sample Results

Client: Jones Edmunds and Associates, Inc.
Project/Site: Citrus County Landfill

TestAmerica Job ID: 660-72778-1

Method: 524.2 - Total Trihalomethane Calculation

Lab Sample ID: MB 680-426566/11
Matrix: Water
Analysis Batch: 426566

Client Sample ID: Method Blank
Prep Type: Total/NA

Analyte	MB Result	MB Qualifier	PQL	MDL	Unit	D	Prepared	Analyzed	Dil Fac
Bromodichloromethane	0.079	U	0.50	0.079	ug/L			03/24/16 23:55	1
Bromoform	0.17	U	0.50	0.17	ug/L			03/24/16 23:55	1
Chloroform	0.20	U	0.50	0.20	ug/L			03/24/16 23:55	1
Dibromochloromethane	0.13	U	0.50	0.13	ug/L			03/24/16 23:55	1
Trihalomethanes, Total	0.079	U	0.50	0.079	ug/L			03/24/16 23:55	1

Surrogate	*MB %Recovery*	*MB Qualifier*	*Limits*	*Prepared*	*Analyzed*	*Dil Fac*
4-Bromofluorobenzene	*87*		*70 - 130*		*03/24/16 23:55*	*1*
1,2-Dichlorobenzene-d4	*86*		*70 - 130*		*03/24/16 23:55*	*1*

Lab Sample ID: LCS 680-426566/4
Matrix: Water
Analysis Batch: 426566

Client Sample ID: Lab Control Sample
Prep Type: Total/NA

Analyte	Spike Added	LCS Result	LCS Qualifier	Unit	D	%Rec	%Rec. Limits
Bromodichloromethane	20.0	20.5		ug/L		103	70 - 130
Bromoform	20.0	19.1		ug/L		95	70 - 130
Chloroform	20.0	21.0		ug/L		105	70 - 130
Dibromochloromethane	20.0	20.6		ug/L		103	70 - 130
Trihalomethanes, Total	80.0	81.2		ug/L		102	70 - 130

Surrogate	*LCS %Recovery*	*LCS Qualifier*	*Limits*
4-Bromofluorobenzene	*99*		*70 - 130*
1,2-Dichlorobenzene-d4	*101*		*70 - 130*

Lab Sample ID: LCSD 680-426566/5
Matrix: Water
Analysis Batch: 426566

Client Sample ID: Lab Control Sample Dup
Prep Type: Total/NA

Analyte	Spike Added	LCSD Result	LCSD Qualifier	Unit	D	%Rec	%Rec. Limits	RPD	RPD Limit
Bromodichloromethane	20.0	20.7		ug/L		104	70 - 130	1	30
Bromoform	20.0	18.3		ug/L		92	70 - 130	4	30
Chloroform	20.0	20.8		ug/L		104	70 - 130	1	30
Dibromochloromethane	20.0	20.3		ug/L		101	70 - 130	2	30
Trihalomethanes, Total	80.0	80.1		ug/L		100	70 - 130	1	30

Surrogate	*LCSD %Recovery*	*LCSD Qualifier*	*Limits*
4-Bromofluorobenzene	*98*		*70 - 130*
1,2-Dichlorobenzene-d4	*99*		*70 - 130*

Method: 8260B - Volatile Organic Compounds (GC/MS)

Lab Sample ID: MB 660-167818/7
Matrix: Water
Analysis Batch: 167818

Client Sample ID: Method Blank
Prep Type: Total/NA

Analyte	MB Result	MB Qualifier	PQL	MDL	Unit	D	Prepared	Analyzed	Dil Fac
1,1,1,2-Tetrachloroethane	0.63	U	1.0	0.63	ug/L			03/24/16 12:28	1
1,1,1-Trichloroethane	0.47	U	1.0	0.47	ug/L			03/24/16 12:28	1
1,1,2,2-Tetrachloroethane	0.17	U	1.0	0.17	ug/L			03/24/16 12:28	1
1,1,2-Trichloroethane	0.47	U	1.0	0.47	ug/L			03/24/16 12:28	1
1,1-Dichloroethane	0.52	U	1.0	0.52	ug/L			03/24/16 12:28	1
1,1-Dichloroethene	0.67	U	1.0	0.67	ug/L			03/24/16 12:28	1
1,2,3-Trichloropropane	0.44	U	1.0	0.44	ug/L			03/24/16 12:28	1
1,2-Dibromo-3-Chloropropane	2.5	U	5.0	2.5	ug/L			03/24/16 12:28	1
1,2-Dichlorobenzene	0.49	U	1.0	0.49	ug/L			03/24/16 12:28	1
1,2-Dichloroethane	0.57	U	1.0	0.57	ug/L			03/24/16 12:28	1
1,2-Dichloropropane	0.52	U	1.0	0.52	ug/L			03/24/16 12:28	1
1,4-Dichlorobenzene	0.60	U	1.0	0.60	ug/L			03/24/16 12:28	1
2-Butanone	8.4	U	10	8.4	ug/L			03/24/16 12:28	1
2-Hexanone	4.4	U	10	4.4	ug/L			03/24/16 12:28	1
Acetone	9.9	U	20	9.9	ug/L			03/24/16 12:28	1
Acrylonitrile	4.5	U	10	4.5	ug/L			03/24/16 12:28	1
Benzene	0.50	U	1.0	0.50	ug/L			03/24/16 12:28	1
Bromochloromethane	0.58	U	1.0	0.58	ug/L			03/24/16 12:28	1
Bromodichloromethane	0.44	U	1.0	0.44	ug/L			03/24/16 12:28	1
Bromoform	0.63	U	1.0	0.63	ug/L			03/24/16 12:28	1
Bromomethane	2.5	U	5.0	2.5	ug/L			03/24/16 12:28	1
Carbon disulfide	1.0	U	2.0	1.0	ug/L			03/24/16 12:28	1
Carbon tetrachloride	0.43	U	1.0	0.43	ug/L			03/24/16 12:28	1
Chlorobenzene	0.63	U	1.0	0.63	ug/L			03/24/16 12:28	1
Chloroethane	2.5	U	5.0	2.5	ug/L			03/24/16 12:28	1
Chloroform	0.90	U	1.0	0.90	ug/L			03/24/16 12:28	1
Chloromethane	1.0	U	4.0	1.0	ug/L			03/24/16 12:28	1
cis-1,2-Dichloroethene	0.65	U	1.0	0.65	ug/L			03/24/16 12:28	1
cis-1,3-Dichloropropene	0.39	U	1.0	0.39	ug/L			03/24/16 12:28	1
Dibromochloromethane	0.31	U	1.0	0.31	ug/L			03/24/16 12:28	1
Dibromomethane	0.46	U	1.0	0.46	ug/L			03/24/16 12:28	1
Ethylbenzene	0.44	U	1.0	0.44	ug/L			03/24/16 12:28	1
Ethylene Dibromide	0.50	U	1.0	0.50	ug/L			03/24/16 12:28	1
Iodomethane	2.5	U	5.0	2.5	ug/L			03/24/16 12:28	1
Methyl isobutyl ketone (MIBK)	4.0	U	10	4.0	ug/L			03/24/16 12:28	1
Methylene Chloride	4.0	U	5.0	4.0	ug/L			03/24/16 12:28	1
Styrene	0.98	U	2.0	0.98	ug/L			03/24/16 12:28	1
Tetrachloroethene	0.50	U	1.0	0.50	ug/L			03/24/16 12:28	1
Toluene	0.51	U	1.0	0.51	ug/L			03/24/16 12:28	1
trans-1,2-Dichloroethene	0.67	U	1.0	0.67	ug/L			03/24/16 12:28	1
trans-1,3-Dichloropropene	0.27	U	1.0	0.27	ug/L			03/24/16 12:28	1
trans-1,4-Dichloro-2-butene	2.5	U	10	2.5	ug/L			03/24/16 12:28	1
Trichloroethene	0.61	U	1.0	0.61	ug/L			03/24/16 12:28	1
Trichlorofluoromethane	2.5	U	5.0	2.5	ug/L			03/24/16 12:28	1
Vinyl acetate	1.5	U	10	1.5	ug/L			03/24/16 12:28	1
Vinyl chloride	0.71	U	1.0	0.71	ug/L			03/24/16 12:28	1
Xylenes, Total	0.50	U	3.0	0.50	ug/L			03/24/16 12:28	1

Method: 8260B - Volatile Organic Compounds (GC/MS) (Continued)

Lab Sample ID: MB 660-167818/7
Matrix: Water
Analysis Batch: 167818

Client Sample ID: Method Blank
Prep Type: Total/NA

Surrogate	MB %Recovery	MB Qualifier	Limits	Prepared	Analyzed	Dil Fac
4-Bromofluorobenzene	100		70 - 130		03/24/16 12:28	1
Dibromofluoromethane	101		70 - 130		03/24/16 12:28	1
Toluene-d8 (Surr)	99		70 - 130		03/24/16 12:28	1

Lab Sample ID: LCS 660-167818/4
Matrix: Water
Analysis Batch: 167818

Client Sample ID: Lab Control Sample
Prep Type: Total/NA

Analyte	Spike Added	LCS Result	LCS Qualifier	Unit	D	%Rec	%Rec. Limits
1,1,1,2-Tetrachloroethane	10.0	9.74		ug/L		97	70 - 130
1,1,1-Trichloroethane	10.0	10.7		ug/L		107	63 - 132
1,1,2,2-Tetrachloroethane	10.0	9.88		ug/L		99	70 - 130
1,1,2-Trichloroethane	10.0	10.3		ug/L		103	70 - 130
1,1-Dichloroethane	10.0	10.6		ug/L		106	66 - 130
1,1-Dichloroethene	10.0	9.99		ug/L		100	51 - 150
1,2,3-Trichloropropane	10.0	9.63		ug/L		96	66 - 130
1,2-Dibromo-3-Chloropropane	10.0	9.30		ug/L		93	63 - 130
1,2-Dichlorobenzene	10.0	10.4		ug/L		104	70 - 130
1,2-Dichloroethane	10.0	10.4		ug/L		104	70 - 130
1,2-Dichloropropane	10.0	10.5		ug/L		105	70 - 130
1,4-Dichlorobenzene	10.0	9.72		ug/L		97	70 - 130
2-Butanone	100	106		ug/L		106	63 - 140
2-Hexanone	100	88.2		ug/L		88	60 - 148
Acetone	100	110		ug/L		110	62 - 142
Acrylonitrile	100	111		ug/L		111	59 - 146
Benzene	10.0	10.5		ug/L		105	68 - 134
Bromochloromethane	10.0	10.8		ug/L		108	70 - 130
Bromodichloromethane	10.0	10.7		ug/L		107	70 - 130
Bromoform	10.0	10.4		ug/L		104	65 - 130
Bromomethane	10.0	11.8		ug/L		118	22 - 150
Carbon disulfide	10.0	10.4		ug/L		104	30 - 150
Carbon tetrachloride	10.0	10.6		ug/L		106	61 - 134
Chlorobenzene	10.0	10.2		ug/L		102	70 - 130
Chloroethane	10.0	10.2		ug/L		102	39 - 150
Chloroform	10.0	10.1		ug/L		101	68 - 130
Chloromethane	10.0	10.8		ug/L		108	35 - 150
cis-1,2-Dichloroethene	10.0	10.8		ug/L		108	66 - 130
cis-1,3-Dichloropropene	10.0	8.78		ug/L		88	70 - 130
Dibromochloromethane	10.0	10.6		ug/L		106	70 - 130
Dibromomethane	10.0	10.4		ug/L		104	70 - 130
Ethylbenzene	10.0	9.99		ug/L		100	70 - 130
Ethylene Dibromide	10.0	10.4		ug/L		104	66 - 130
Iodomethane	10.0	10.1		ug/L		101	50 - 150
Methyl isobutyl ketone (MIBK)	100	84.3		ug/L		84	64 - 137
Methylene Chloride	10.0	10.4		ug/L		104	57 - 130
Styrene	10.0	8.14		ug/L		81	68 - 131
Tetrachloroethene	10.0	11.9		ug/L		119	50 - 143
Toluene	10.0	10.4		ug/L		104	70 - 131

Method: 8260B - Volatile Organic Compounds (GC/MS) (Continued)

Lab Sample ID: LCS 660-167818/4
Matrix: Water
Analysis Batch: 167818

Client Sample ID: Lab Control Sample
Prep Type: Total/NA

Analyte	Spike Added	LCS Result	LCS Qualifier	Unit	D	%Rec	%Rec. Limits
trans-1,2-Dichloroethene	10.0	11.1		ug/L		111	62 - 139
trans-1,3-Dichloropropene	10.0	8.66		ug/L		87	67 - 130
trans-1,4-Dichloro-2-butene	10.0	8.14	I	ug/L		81	70 - 130
Trichloroethene	10.0	10.9		ug/L		109	63 - 139
Trichlorofluoromethane	10.0	12.1		ug/L		121	62 - 146
Vinyl acetate	20.0	14.5		ug/L		72	31 - 146
Vinyl chloride	10.0	11.1		ug/L		111	48 - 147

Surrogate	*LCS %Recovery*	*LCS Qualifier*	*Limits*
4-Bromofluorobenzene	*99*		*70 - 130*
Dibromofluoromethane	*101*		*70 - 130*
Toluene-d8 (Surr)	*101*		*70 - 130*

Lab Sample ID: LCSD 660-167818/5
Matrix: Water
Analysis Batch: 167818

Client Sample ID: Lab Control Sample Dup
Prep Type: Total/NA

Analyte	Spike Added	LCSD Result	LCSD Qualifier	Unit	D	%Rec	%Rec. Limits	RPD	RPD Limit
1,1,1,2-Tetrachloroethane	10.0	10.2		ug/L		102	70 - 130	4	30
1,1,1-Trichloroethane	10.0	10.1		ug/L		101	63 - 132	5	30
1,1,2,2-Tetrachloroethane	10.0	10.0		ug/L		100	70 - 130	1	30
1,1,2-Trichloroethane	10.0	9.89		ug/L		99	70 - 130	4	30
1,1-Dichloroethane	10.0	10.8		ug/L		108	66 - 130	1	30
1,1-Dichloroethene	10.0	9.57		ug/L		96	51 - 150	4	30
1,2,3-Trichloropropane	10.0	9.17		ug/L		92	66 - 130	5	30
1,2-Dibromo-3-Chloropropane	10.0	9.33		ug/L		93	63 - 130	0	30
1,2-Dichlorobenzene	10.0	10.2		ug/L		102	70 - 130	1	30
1,2-Dichloroethane	10.0	10.5		ug/L		105	70 - 130	1	30
1,2-Dichloropropane	10.0	10.6		ug/L		106	70 - 130	1	30
1,4-Dichlorobenzene	10.0	9.80		ug/L		98	70 - 130	1	30
2-Butanone	100	104		ug/L		104	63 - 140	2	30
2-Hexanone	100	82.7		ug/L		83	60 - 148	6	30
Acetone	100	107		ug/L		107	62 - 142	3	30
Acrylonitrile	100	107		ug/L		107	59 - 146	4	30
Benzene	10.0	10.6		ug/L		106	68 - 134	0	30
Bromochloromethane	10.0	11.0		ug/L		110	70 - 130	2	30
Bromodichloromethane	10.0	10.7		ug/L		107	70 - 130	0	30
Bromoform	10.0	10.0		ug/L		100	65 - 130	4	30
Bromomethane	10.0	11.2		ug/L		112	22 - 150	5	30
Carbon disulfide	10.0	10.3		ug/L		103	30 - 150	2	30
Carbon tetrachloride	10.0	10.3		ug/L		103	61 - 134	3	30
Chlorobenzene	10.0	10.3		ug/L		103	70 - 130	2	30
Chloroethane	10.0	10.1		ug/L		101	39 - 150	1	30
Chloroform	10.0	10.1		ug/L		101	68 - 130	0	30
Chloromethane	10.0	11.2		ug/L		112	35 - 150	3	30
cis-1,2-Dichloroethene	10.0	10.9		ug/L		109	66 - 130	1	30
cis-1,3-Dichloropropene	10.0	8.96		ug/L		90	70 - 130	2	30
Dibromochloromethane	10.0	9.94		ug/L		99	70 - 130	7	30

Method: 8260B - Volatile Organic Compounds (GC/MS) (Continued)

Lab Sample ID: LCSD 660-167818/5
Matrix: Water
Analysis Batch: 167818

Client Sample ID: Lab Control Sample Dup
Prep Type: Total/NA

Analyte	Spike Added	LCSD Result	LCSD Qualifier	Unit	D	%Rec	%Rec. Limits	RPD	RPD Limit
Dibromomethane	10.0	10.7		ug/L		107	70 - 130	2	30
Ethylbenzene	10.0	10.2		ug/L		102	70 - 130	2	30
Ethylene Dibromide	10.0	10.5		ug/L		105	66 - 130	1	30
Iodomethane	10.0	10.0		ug/L		100	50 - 150	0	30
Methyl isobutyl ketone (MIBK)	100	80.8		ug/L		81	64 - 137	4	30
Methylene Chloride	10.0	10.1		ug/L		101	57 - 130	3	30
Styrene	10.0	8.54		ug/L		85	68 - 131	5	30
Tetrachloroethene	10.0	11.6		ug/L		116	50 - 143	2	30
Toluene	10.0	10.3		ug/L		103	70 - 131	1	30
trans-1,2-Dichloroethene	10.0	11.1		ug/L		111	62 - 139	0	30
trans-1,3-Dichloropropene	10.0	8.72		ug/L		87	67 - 130	1	30
trans-1,4-Dichloro-2-butene	10.0	7.47	I	ug/L		75	70 - 130	9	30
Trichloroethene	10.0	10.9		ug/L		109	63 - 139	0	30
Trichlorofluoromethane	10.0	10.5		ug/L		105	62 - 146	15	30
Vinyl acetate	20.0	14.1		ug/L		71	31 - 146	2	30
Vinyl chloride	10.0	11.2		ug/L		112	48 - 147	1	30

Surrogate	*LCSD %Recovery*	*LCSD Qualifier*	*Limits*
4-Bromofluorobenzene	*97*		*70 - 130*
Dibromofluoromethane	*100*		*70 - 130*
Toluene-d8 (Surr)	*100*		*70 - 130*

Lab Sample ID: 660-72778-4 MS
Matrix: Water
Analysis Batch: 167818

Client Sample ID: MW-20
Prep Type: Total/NA

Analyte	Sample Result	Sample Qualifier	Spike Added	MS Result	MS Qualifier	Unit	D	%Rec	%Rec. Limits
1,1,1,2-Tetrachloroethane	0.63	U	10.0	10.7		ug/L		107	70 - 130
1,1,1-Trichloroethane	0.47	U	10.0	11.7		ug/L		117	63 - 132
1,1,2,2-Tetrachloroethane	0.17	U	10.0	10.3		ug/L		103	70 - 130
1,1,2-Trichloroethane	0.47	U	10.0	11.4		ug/L		114	70 - 130
1,1-Dichloroethane	0.52	U	10.0	10.9		ug/L		109	66 - 130
1,1-Dichloroethene	0.67	U	10.0	10.7		ug/L		107	51 - 150
1,2,3-Trichloropropane	0.44	U	10.0	9.50		ug/L		95	66 - 130
1,2-Dibromo-3-Chloropropane	2.5	U	10.0	9.60		ug/L		96	63 - 130
1,2-Dichlorobenzene	0.49	U	10.0	10.9		ug/L		109	70 - 130
1,2-Dichloroethane	0.57	U	10.0	11.1		ug/L		111	70 - 130
1,2-Dichloropropane	0.52	U	10.0	11.1		ug/L		111	70 - 130
1,4-Dichlorobenzene	0.60	U	10.0	11.0		ug/L		110	70 - 130
2-Butanone	8.4	U	100	102		ug/L		102	63 - 140
2-Hexanone	4.4	U	100	84.0		ug/L		84	60 - 148
Acetone	9.9	U	100	103		ug/L		103	62 - 142
Acrylonitrile	4.5	U	100	107		ug/L		107	59 - 146
Benzene	0.50	U	10.0	11.4		ug/L		114	68 - 134
Bromochloromethane	0.58	U	10.0	10.5		ug/L		105	70 - 130
Bromodichloromethane	0.44	U	10.0	11.4		ug/L		114	70 - 130
Bromoform	0.63	U	10.0	11.1		ug/L		111	65 - 130
Bromomethane	2.5	U	10.0	11.5		ug/L		115	22 - 150

Method: 8260B - Volatile Organic Compounds (GC/MS) (Continued)

Lab Sample ID: 660-72778-4 MS — **Client Sample ID: MW-20**
Matrix: Water — **Prep Type: Total/NA**
Analysis Batch: 167818

Analyte	Sample Result	Sample Qualifier	Spike Added	MS Result	MS Qualifier	Unit	D	%Rec	%Rec. Limits
Carbon disulfide	1.0	U	10.0	10.9		ug/L		109	30 - 150
Carbon tetrachloride	0.43	U	10.0	12.0		ug/L		120	61 - 134
Chlorobenzene	0.63	U	10.0	10.9		ug/L		109	70 - 130
Chloroethane	2.5	U	10.0	11.2		ug/L		112	39 - 150
Chloroform	0.90	U	10.0	10.6		ug/L		106	68 - 130
Chloromethane	1.0	U	10.0	10.9		ug/L		109	35 - 150
cis-1,2-Dichloroethene	0.65	U	10.0	11.4		ug/L		114	66 - 130
cis-1,3-Dichloropropene	0.39	U	10.0	9.38		ug/L		94	70 - 130
Dibromochloromethane	0.31	U	10.0	10.9		ug/L		109	70 - 130
Dibromomethane	0.46	U	10.0	10.4		ug/L		104	70 - 130
Ethylbenzene	0.44	U	10.0	11.0		ug/L		110	70 - 130
Ethylene Dibromide	0.50	U	10.0	11.1		ug/L		111	66 - 130
Iodomethane	2.5	U	10.0	10.1		ug/L		101	50 - 150
Methyl isobutyl ketone (MIBK)	4.0	U	100	83.9		ug/L		84	64 - 137
Methylene Chloride	4.0	U	10.0	10.1		ug/L		101	57 - 130
Styrene	0.98	U	10.0	8.97		ug/L		90	68 - 131
Tetrachloroethene	0.50	U	10.0	11.3		ug/L		113	50 - 143
Toluene	0.51	U	10.0	11.2		ug/L		112	70 - 131
trans-1,2-Dichloroethene	0.67	U	10.0	11.4		ug/L		114	62 - 139
trans-1,3-Dichloropropene	0.27	U	10.0	9.03		ug/L		90	67 - 130
trans-1,4-Dichloro-2-butene	2.5	U	10.0	8.06	I	ug/L		81	70 - 130
Trichloroethene	0.61	U	10.0	12.0		ug/L		120	63 - 139
Trichlorofluoromethane	2.5	U	10.0	12.2		ug/L		122	62 - 146
Vinyl acetate	1.5	U	20.0	14.5		ug/L		73	31 - 146
Vinyl chloride	0.71	U	10.0	12.5		ug/L		125	48 - 147

Surrogate	*MS %Recovery*	*MS Qualifier*	*Limits*
4-Bromofluorobenzene	*100*		*70 - 130*
Dibromofluoromethane	*99*		*70 - 130*
Toluene-d8 (Surr)	*100*		*70 - 130*

Lab Sample ID: 660-72778-1 DU — **Client Sample ID: MW-10**
Matrix: Water — **Prep Type: Total/NA**
Analysis Batch: 167818

Analyte	Sample Result	Sample Qualifier	DU Result	DU Qualifier	Unit	D	RPD	RPD Limit
1,1,1,2-Tetrachloroethane	0.63	U	0.63	U	ug/L		NC	30
1,1,1-Trichloroethane	0.47	U	0.47	U	ug/L		NC	30
1,1,2,2-Tetrachloroethane	0.17	U	0.17	U	ug/L		NC	30
1,1,2-Trichloroethane	0.47	U	0.47	U	ug/L		NC	30
1,1-Dichloroethane	0.67	I	0.596	I	ug/L		12	30
1,1-Dichloroethene	0.67	U	0.67	U	ug/L		NC	30
1,2,3-Trichloropropane	0.44	U	0.44	U	ug/L		NC	30
1,2-Dibromo-3-Chloropropane	2.5	U	2.5	U	ug/L		NC	30
1,2-Dichlorobenzene	0.49	U	0.49	U	ug/L		NC	30
1,2-Dichloroethane	0.57	U	0.57	U	ug/L		NC	30
1,2-Dichloropropane	0.52	U	0.52	U	ug/L		NC	30
1,4-Dichlorobenzene	5.7		5.68		ug/L		0.9	30

Method: 8260B - Volatile Organic Compounds (GC/MS) (Continued)

Lab Sample ID: 660-72778-1 DU
Matrix: Water
Analysis Batch: 167818

Client Sample ID: MW-10
Prep Type: Total/NA

Analyte	Sample Result	Sample Qualifier		DU Result	DU Qualifier	Unit	D			RPD	RPD Limit
2-Butanone	8.4	U		8.4	U	ug/L				NC	30
2-Hexanone	4.4	U		4.4	U	ug/L				NC	30
Acetone	9.9	U		9.9	U	ug/L				NC	30
Acrylonitrile	4.5	U		4.5	U	ug/L				NC	30
Benzene	0.62	I		0.637	I	ug/L				3	30
Bromochloromethane	0.58	U		0.58	U	ug/L				NC	30
Bromodichloromethane	0.44	U		0.44	U	ug/L				NC	30
Bromoform	0.63	U		0.63	U	ug/L				NC	30
Bromomethane	2.5	U		2.5	U	ug/L				NC	30
Carbon disulfide	1.0	U		1.0	U	ug/L				NC	30
Carbon tetrachloride	0.43	U		0.43	U	ug/L				NC	30
Chlorobenzene	0.63	U		0.63	U	ug/L				NC	30
Chloroethane	2.5	U		2.5	U	ug/L				NC	30
Chloroform	0.90	U		0.90	U	ug/L				NC	30
Chloromethane	1.0	U		1.0	U	ug/L				NC	30
cis-1,2-Dichloroethene	2.2			2.27		ug/L				2	30
cis-1,3-Dichloropropene	0.39	U		0.39	U	ug/L				NC	30
Dibromochloromethane	0.31	U		0.31	U	ug/L				NC	30
Dibromomethane	0.46	U		0.46	U	ug/L				NC	30
Ethylbenzene	0.44	U		0.44	U	ug/L				NC	30
Ethylene Dibromide	0.50	U		0.50	U	ug/L				NC	30
Iodomethane	2.5	U		2.5	U	ug/L				NC	30
Methyl isobutyl ketone (MIBK)	4.0	U		4.0	U	ug/L				NC	30
Methylene Chloride	4.0	U		4.0	U	ug/L				NC	30
Styrene	0.98	U		0.98	U	ug/L				NC	30
Tetrachloroethene	0.50	U		0.50	U	ug/L				NC	30
Toluene	0.51	U		0.51	U	ug/L				NC	30
trans-1,2-Dichloroethene	0.67	U		0.67	U	ug/L				NC	30
trans-1,3-Dichloropropene	0.27	U		0.27	U	ug/L				NC	30
trans-1,4-Dichloro-2-butene	2.5	U		2.5	U	ug/L				NC	30
Trichloroethene	0.61	U		0.61	U	ug/L				NC	30
Trichlorofluoromethane	2.5	U		2.5	U	ug/L				NC	30
Vinyl acetate	1.5	U		1.5	U	ug/L				NC	30
Vinyl chloride	0.86	I		0.766	I	ug/L				12	30
Xylenes, Total	1.5	I		1.49	I	ug/L				0.7	30

Surrogate	*DU %Recovery*	*DU Qualifier*	*Limits*
4-Bromofluorobenzene	*97*		*70 - 130*
Dibromofluoromethane	*102*		*70 - 130*
Toluene-d8 (Surr)	*101*		*70 - 130*

Lab Sample ID: MB 660-167900/6
Matrix: Water
Analysis Batch: 167900

Client Sample ID: Method Blank
Prep Type: Total/NA

Analyte	MB Result	MB Qualifier	PQL	MDL	Unit	D	Prepared	Analyzed	Dil Fac
1,1,1,2-Tetrachloroethane	0.63	U	1.0	0.63	ug/L			03/28/16 08:33	1
1,1,1-Trichloroethane	0.47	U	1.0	0.47	ug/L			03/28/16 08:33	1

Method: 8260B - Volatile Organic Compounds (GC/MS) (Continued)

Lab Sample ID: MB 660-167900/6
Matrix: Water
Analysis Batch: 167900

Client Sample ID: Method Blank
Prep Type: Total/NA

Analyte	MB Result	MB Qualifier	PQL	MDL	Unit	D	Prepared	Analyzed	Dil Fac
1,1,2,2-Tetrachloroethane	0.17	U	1.0	0.17	ug/L			03/28/16 08:33	1
1,1,2-Trichloroethane	0.47	U	1.0	0.47	ug/L			03/28/16 08:33	1
1,1-Dichloroethane	0.52	U	1.0	0.52	ug/L			03/28/16 08:33	1
1,1-Dichloroethene	0.67	U	1.0	0.67	ug/L			03/28/16 08:33	1
1,2,3-Trichloropropane	0.44	U	1.0	0.44	ug/L			03/28/16 08:33	1
1,2-Dibromo-3-Chloropropane	2.5	U	5.0	2.5	ug/L			03/28/16 08:33	1
1,2-Dichlorobenzene	0.49	U	1.0	0.49	ug/L			03/28/16 08:33	1
1,2-Dichloroethane	0.57	U	1.0	0.57	ug/L			03/28/16 08:33	1
1,2-Dichloropropane	0.52	U	1.0	0.52	ug/L			03/28/16 08:33	1
1,4-Dichlorobenzene	0.60	U	1.0	0.60	ug/L			03/28/16 08:33	1
2-Butanone	8.4	U	10	8.4	ug/L			03/28/16 08:33	1
2-Hexanone	4.4	U	10	4.4	ug/L			03/28/16 08:33	1
Acetone	9.9	U	20	9.9	ug/L			03/28/16 08:33	1
Acrylonitrile	4.5	U	10	4.5	ug/L			03/28/16 08:33	1
Benzene	0.50	U	1.0	0.50	ug/L			03/28/16 08:33	1
Bromochloromethane	0.58	U	1.0	0.58	ug/L			03/28/16 08:33	1
Bromodichloromethane	0.44	U	1.0	0.44	ug/L			03/28/16 08:33	1
Bromoform	0.63	U	1.0	0.63	ug/L			03/28/16 08:33	1
Bromomethane	2.5	U	5.0	2.5	ug/L			03/28/16 08:33	1
Carbon disulfide	1.0	U	2.0	1.0	ug/L			03/28/16 08:33	1
Carbon tetrachloride	0.43	U	1.0	0.43	ug/L			03/28/16 08:33	1
Chlorobenzene	0.63	U	1.0	0.63	ug/L			03/28/16 08:33	1
Chloroethane	2.5	U	5.0	2.5	ug/L			03/28/16 08:33	1
Chloroform	0.90	U	1.0	0.90	ug/L			03/28/16 08:33	1
Chloromethane	1.0	U	4.0	1.0	ug/L			03/28/16 08:33	1
cis-1,2-Dichloroethene	0.65	U	1.0	0.65	ug/L			03/28/16 08:33	1
cis-1,3-Dichloropropene	0.39	U	1.0	0.39	ug/L			03/28/16 08:33	1
Dibromochloromethane	0.31	U	1.0	0.31	ug/L			03/28/16 08:33	1
Dibromomethane	0.46	U	1.0	0.46	ug/L			03/28/16 08:33	1
Ethylbenzene	0.44	U	1.0	0.44	ug/L			03/28/16 08:33	1
Ethylene Dibromide	0.50	U	1.0	0.50	ug/L			03/28/16 08:33	1
Iodomethane	2.5	U	5.0	2.5	ug/L			03/28/16 08:33	1
Methyl isobutyl ketone (MIBK)	4.0	U	10	4.0	ug/L			03/28/16 08:33	1
Methylene Chloride	4.0	U	5.0	4.0	ug/L			03/28/16 08:33	1
Styrene	0.98	U	2.0	0.98	ug/L			03/28/16 08:33	1
Tetrachloroethene	0.50	U	1.0	0.50	ug/L			03/28/16 08:33	1
Toluene	0.51	U	1.0	0.51	ug/L			03/28/16 08:33	1
trans-1,2-Dichloroethene	0.67	U	1.0	0.67	ug/L			03/28/16 08:33	1
trans-1,3-Dichloropropene	0.27	U	1.0	0.27	ug/L			03/28/16 08:33	1
trans-1,4-Dichloro-2-butene	2.5	U	10	2.5	ug/L			03/28/16 08:33	1
Trichloroethene	0.61	U	1.0	0.61	ug/L			03/28/16 08:33	1
Trichlorofluoromethane	2.5	U	5.0	2.5	ug/L			03/28/16 08:33	1
Vinyl acetate	1.5	U	10	1.5	ug/L			03/28/16 08:33	1
Vinyl chloride	0.71	U	1.0	0.71	ug/L			03/28/16 08:33	1
Xylenes, Total	0.50	U	3.0	0.50	ug/L			03/28/16 08:33	1

Surrogate	*MB %Recovery*	*MB Qualifier*	*Limits*	*Prepared*	*Analyzed*	*Dil Fac*
4-Bromofluorobenzene	*103*		*70 - 130*		*03/28/16 08:33*	*1*

Method: 8260B - Volatile Organic Compounds (GC/MS) (Continued)

Lab Sample ID: MB 660-167900/6
Matrix: Water
Analysis Batch: 167900

Client Sample ID: Method Blank
Prep Type: Total/NA

Surrogate	MB %Recovery	MB Qualifier	Limits	Prepared	Analyzed	Dil Fac
Dibromofluoromethane	105		70 - 130		03/28/16 08:33	1
Toluene-d8 (Surr)	104		70 - 130		03/28/16 08:33	1

Lab Sample ID: LCS 660-167900/4
Matrix: Water
Analysis Batch: 167900

Client Sample ID: Lab Control Sample
Prep Type: Total/NA

Analyte	Spike Added	LCS Result	LCS Qualifier	Unit	D	%Rec	%Rec. Limits
1,1,1,2-Tetrachloroethane	10.0	9.66		ug/L		97	70 - 130
1,1,1-Trichloroethane	10.0	9.61		ug/L		96	63 - 132
1,1,2,2-Tetrachloroethane	10.0	8.37		ug/L		84	70 - 130
1,1,2-Trichloroethane	10.0	9.53		ug/L		95	70 - 130
1,1-Dichloroethane	10.0	10.1		ug/L		101	66 - 130
1,1-Dichloroethene	10.0	8.14		ug/L		81	51 - 150
1,2,3-Trichloropropane	10.0	10.6		ug/L		106	66 - 130
1,2-Dibromo-3-Chloropropane	10.0	9.07		ug/L		91	63 - 130
1,2-Dichlorobenzene	10.0	9.23		ug/L		92	70 - 130
1,2-Dichloroethane	10.0	10.2		ug/L		102	70 - 130
1,2-Dichloropropane	10.0	9.23		ug/L		92	70 - 130
1,4-Dichlorobenzene	10.0	8.68		ug/L		87	70 - 130
2-Butanone	100	83.3		ug/L		83	63 - 140
2-Hexanone	100	89.0		ug/L		89	60 - 148
Acetone	100	85.8		ug/L		86	62 - 142
Acrylonitrile	100	97.6		ug/L		98	59 - 146
Benzene	10.0	9.64		ug/L		96	68 - 134
Bromochloromethane	10.0	10.2		ug/L		102	70 - 130
Bromodichloromethane	10.0	11.0		ug/L		110	70 - 130
Bromoform	10.0	9.10		ug/L		91	65 - 130
Bromomethane	10.0	8.09		ug/L		81	22 - 150
Carbon disulfide	10.0	9.29		ug/L		93	30 - 150
Carbon tetrachloride	10.0	9.05		ug/L		91	61 - 134
Chlorobenzene	10.0	8.70		ug/L		87	70 - 130
Chloroethane	10.0	7.67		ug/L		77	39 - 150
Chloroform	10.0	9.55		ug/L		95	68 - 130
Chloromethane	10.0	8.53		ug/L		85	35 - 150
cis-1,2-Dichloroethene	10.0	9.89		ug/L		99	66 - 130
cis-1,3-Dichloropropene	10.0	10.1		ug/L		101	70 - 130
Dibromochloromethane	10.0	10.3		ug/L		103	70 - 130
Dibromomethane	10.0	10.6		ug/L		106	70 - 130
Ethylbenzene	10.0	9.11		ug/L		91	70 - 130
Ethylene Dibromide	10.0	9.54		ug/L		95	66 - 130
Iodomethane	10.0	7.67		ug/L		77	50 - 150
Methyl isobutyl ketone (MIBK)	100	86.3		ug/L		86	64 - 137
Methylene Chloride	10.0	8.45		ug/L		84	57 - 130
Styrene	10.0	9.00		ug/L		90	68 - 131
Tetrachloroethene	10.0	10.3		ug/L		103	50 - 143
Toluene	10.0	10.2		ug/L		102	70 - 131
trans-1,2-Dichloroethene	10.0	9.68		ug/L		97	62 - 139

Method: 8260B - Volatile Organic Compounds (GC/MS) (Continued)

Lab Sample ID: LCS 660-167900/4
Matrix: Water
Analysis Batch: 167900

Client Sample ID: Lab Control Sample
Prep Type: Total/NA

Analyte	Spike Added	LCS Result	LCS Qualifier	Unit	D	%Rec	%Rec. Limits
trans-1,3-Dichloropropene	10.0	10.3		ug/L		103	67 - 130
trans-1,4-Dichloro-2-butene	10.0	9.29	I	ug/L		93	70 - 130
Trichloroethene	10.0	10.7		ug/L		107	63 - 139
Trichlorofluoromethane	10.0	8.48		ug/L		85	62 - 146
Vinyl acetate	20.0	12.7		ug/L		64	31 - 146
Vinyl chloride	10.0	8.77		ug/L		88	48 - 147

Surrogate	*LCS %Recovery*	*LCS Qualifier*	*Limits*
4-Bromofluorobenzene	*100*		*70 - 130*
Dibromofluoromethane	*107*		*70 - 130*
Toluene-d8 (Surr)	*104*		*70 - 130*

Lab Sample ID: 660-72820-3 MS
Matrix: Water
Analysis Batch: 167900

Client Sample ID: MW-17
Prep Type: Total/NA

Analyte	Sample Result	Sample Qualifier	Spike Added	MS Result	MS Qualifier	Unit	D	%Rec	%Rec. Limits
1,1,1,2-Tetrachloroethane	0.63	U	10.0	8.90		ug/L		89	70 - 130
1,1,1-Trichloroethane	0.47	U	10.0	10.0		ug/L		100	63 - 132
1,1,2,2-Tetrachloroethane	0.17	U	10.0	8.96		ug/L		90	70 - 130
1,1,2-Trichloroethane	0.47	U	10.0	8.12		ug/L		81	70 - 130
1,1-Dichloroethane	0.52	U	10.0	9.42		ug/L		94	66 - 130
1,1-Dichloroethene	0.67	U	10.0	8.89		ug/L		89	51 - 150
1,2,3-Trichloropropane	0.44	U	10.0	8.16		ug/L		82	66 - 130
1,2-Dibromo-3-Chloropropane	2.5	U	10.0	6.94		ug/L		69	63 - 130
1,2-Dichlorobenzene	0.49	U	10.0	9.02		ug/L		90	70 - 130
1,2-Dichloroethane	0.57	U	10.0	9.29		ug/L		93	70 - 130
1,2-Dichloropropane	0.52	U	10.0	8.39		ug/L		84	70 - 130
1,4-Dichlorobenzene	0.60	U	10.0	9.99		ug/L		100	70 - 130
2-Butanone	8.4	U	100	78.6		ug/L		79	63 - 140
2-Hexanone	4.4	U	100	76.3		ug/L		76	60 - 148
Acetone	9.9	U	100	89.0		ug/L		89	62 - 142
Acrylonitrile	4.5	U	100	82.2		ug/L		82	59 - 146
Benzene	0.62	I	10.0	9.59		ug/L		90	68 - 134
Bromochloromethane	0.58	U	10.0	9.55		ug/L		95	70 - 130
Bromodichloromethane	0.44	U	10.0	10.1		ug/L		101	70 - 130
Bromoform	0.63	U	10.0	8.62		ug/L		86	65 - 130
Bromomethane	2.5	U	10.0	8.31		ug/L		83	22 - 150
Carbon disulfide	1.0	U	10.0	8.70		ug/L		87	30 - 150
Carbon tetrachloride	0.43	U	10.0	9.04		ug/L		90	61 - 134
Chlorobenzene	0.63	U	10.0	9.16		ug/L		92	70 - 130
Chloroethane	2.5	U	10.0	10.2		ug/L		102	39 - 150
Chloroform	0.90	U	10.0	9.65		ug/L		97	68 - 130
Chloromethane	1.0	U	10.0	7.80		ug/L		78	35 - 150
cis-1,2-Dichloroethene	0.65	U	10.0	9.80		ug/L		98	66 - 130
cis-1,3-Dichloropropene	0.39	U	10.0	8.77		ug/L		88	70 - 130
Dibromochloromethane	0.31	U	10.0	8.81		ug/L		88	70 - 130
Dibromomethane	0.46	U	10.0	9.80		ug/L		98	70 - 130

Method: 8260B - Volatile Organic Compounds (GC/MS) (Continued)

Lab Sample ID: 660-72820-3 MS — **Client Sample ID: MW-17**
Matrix: Water — **Prep Type: Total/NA**
Analysis Batch: 167900

Analyte	Sample Result	Sample Qualifier	Spike Added	MS Result	MS Qualifier	Unit	D	%Rec	%Rec. Limits
Ethylbenzene	0.44	U	10.0	9.46		ug/L		95	70 - 130
Ethylene Dibromide	0.50	U	10.0	7.92		ug/L		79	66 - 130
Iodomethane	2.5	U	10.0	7.80		ug/L		78	50 - 150
Methyl isobutyl ketone (MIBK)	4.0	U	100	79.7		ug/L		80	64 - 137
Methylene Chloride	4.0	U	10.0	6.78		ug/L		68	57 - 130
Styrene	0.98	U	10.0	8.89		ug/L		89	68 - 131
Tetrachloroethene	0.50	U	10.0	8.94		ug/L		89	50 - 143
Toluene	0.51	U	10.0	9.59		ug/L		96	70 - 131
trans-1,2-Dichloroethene	0.67	U	10.0	9.04		ug/L		90	62 - 139
trans-1,3-Dichloropropene	0.27	U	10.0	8.83		ug/L		88	67 - 130
trans-1,4-Dichloro-2-butene	2.5	U	10.0	7.82	I	ug/L		78	70 - 130
Trichloroethene	0.61	U	10.0	10.2		ug/L		102	63 - 139
Trichlorofluoromethane	2.5	U	10.0	9.73		ug/L		97	62 - 146
Vinyl acetate	1.5	U	20.0	11.9		ug/L		60	31 - 146
Vinyl chloride	0.71	U	10.0	7.46		ug/L		75	48 - 147

Surrogate	*MS %Recovery*	*MS Qualifier*	*Limits*
4-Bromofluorobenzene	*96*		*70 - 130*
Dibromofluoromethane	*106*		*70 - 130*
Toluene-d8 (Surr)	*100*		*70 - 130*

Lab Sample ID: 660-72820-1 DU — **Client Sample ID: MW-7**
Matrix: Water — **Prep Type: Total/NA**
Analysis Batch: 167900

Analyte	Sample Result	Sample Qualifier	DU Result	DU Qualifier	Unit	D	RPD	RPD Limit
1,1,1,2-Tetrachloroethane	0.63	U	0.63	U	ug/L		NC	30
1,1,1-Trichloroethane	0.47	U	0.47	U	ug/L		NC	30
1,1,2,2-Tetrachloroethane	0.17	U	0.17	U	ug/L		NC	30
1,1,2-Trichloroethane	0.47	U	0.47	U	ug/L		NC	30
1,1-Dichloroethane	0.52	U	0.52	U	ug/L		NC	30
1,1-Dichloroethene	0.67	U	0.67	U	ug/L		NC	30
1,2,3-Trichloropropane	0.44	U	0.44	U	ug/L		NC	30
1,2-Dibromo-3-Chloropropane	2.5	U	2.5	U	ug/L		NC	30
1,2-Dichlorobenzene	0.49	U	0.49	U	ug/L		NC	30
1,2-Dichloroethane	0.57	U	0.57	U	ug/L		NC	30
1,2-Dichloropropane	0.52	U	0.52	U	ug/L		NC	30
1,4-Dichlorobenzene	3.5		3.80		ug/L		8	30
2-Butanone	8.4	U	8.4	U	ug/L		NC	30
2-Hexanone	4.4	U	4.4	U	ug/L		NC	30
Acetone	9.9	U	9.9	U	ug/L		NC	30
Acrylonitrile	4.5	U	4.5	U	ug/L		NC	30
Benzene	1.8		2.05		ug/L		13	30
Bromochloromethane	0.58	U	0.58	U	ug/L		NC	30
Bromodichloromethane	0.44	U	0.44	U	ug/L		NC	30
Bromoform	0.63	U	0.63	U	ug/L		NC	30
Bromomethane	2.5	U	2.5	U	ug/L		NC	30
Carbon disulfide	1.0	U	1.0	U	ug/L		NC	30

Method: 8260B - Volatile Organic Compounds (GC/MS) (Continued)

Lab Sample ID: 660-72820-1 DU
Matrix: Water
Analysis Batch: 167900

Client Sample ID: MW-7
Prep Type: Total/NA

Analyte	Sample Result	Sample Qualifier		DU Result	DU Qualifier	Unit	D			RPD	RPD Limit
Carbon tetrachloride	0.43	U		0.43	U	ug/L				NC	30
Chlorobenzene	1.2			1.27		ug/L				1	30
Chloroethane	2.5	U		2.5	U	ug/L				NC	30
Chloroform	0.90	U		0.90	U	ug/L				NC	30
Chloromethane	1.0	U		1.0	U	ug/L				NC	30
cis-1,2-Dichloroethene	0.65	U		0.65	U	ug/L				NC	30
cis-1,3-Dichloropropene	0.39	U		0.39	U	ug/L				NC	30
Dibromochloromethane	0.31	U		0.31	U	ug/L				NC	30
Dibromomethane	0.46	U		0.46	U	ug/L				NC	30
Ethylbenzene	2.5			3.09		ug/L				21	30
Ethylene Dibromide	0.50	U		0.50	U	ug/L				NC	30
Iodomethane	2.5	U		2.5	U	ug/L				NC	30
Methyl isobutyl ketone (MIBK)	4.0	U		4.0	U	ug/L				NC	30
Methylene Chloride	4.0	U		4.0	U	ug/L				NC	30
Styrene	0.98	U		0.98	U	ug/L				NC	30
Tetrachloroethene	0.50	U		0.50	U	ug/L				NC	30
Toluene	0.51	U		0.51	U	ug/L				NC	30
trans-1,2-Dichloroethene	0.67	U		0.67	U	ug/L				NC	30
trans-1,3-Dichloropropene	0.27	U		0.27	U	ug/L				NC	30
trans-1,4-Dichloro-2-butene	2.5	U		2.5	U	ug/L				NC	30
Trichloroethene	0.61	U		0.61	U	ug/L				NC	30
Trichlorofluoromethane	2.5	U		2.5	U	ug/L				NC	30
Vinyl acetate	1.5	U		1.5	U	ug/L				NC	30
Vinyl chloride	0.71	U		0.71	U	ug/L				NC	30
Xylenes, Total	0.77	I		0.722	I	ug/L				6	30

Surrogate	*DU %Recovery*	*DU Qualifier*	*Limits*
4-Bromofluorobenzene	*101*		*70 - 130*
Dibromofluoromethane	*107*		*70 - 130*
Toluene-d8 (Surr)	*109*		*70 - 130*

Lab Sample ID: MB 660-168122/6
Matrix: Water
Analysis Batch: 168122

Client Sample ID: Method Blank
Prep Type: Total/NA

Analyte	MB Result	MB Qualifier	PQL	MDL	Unit	D	Prepared	Analyzed	Dil Fac
Benzene	0.50	U	1.0	0.50	ug/L			04/02/16 13:42	1
Methylene Chloride	4.0	U	5.0	4.0	ug/L			04/02/16 13:42	1
Vinyl chloride	0.71	U	1.0	0.71	ug/L			04/02/16 13:42	1

Surrogate	*MB %Recovery*	*MB Qualifier*	*Limits*	*Prepared*	*Analyzed*	*Dil Fac*
4-Bromofluorobenzene	*99*		*70 - 130*		*04/02/16 13:42*	*1*
Dibromofluoromethane	*101*		*70 - 130*		*04/02/16 13:42*	*1*
Toluene-d8 (Surr)	*105*		*70 - 130*		*04/02/16 13:42*	*1*

Method: 8260B - Volatile Organic Compounds (GC/MS) (Continued)

Lab Sample ID: LCS 660-168122/4
Matrix: Water
Analysis Batch: 168122

Client Sample ID: Lab Control Sample
Prep Type: Total/NA

Analyte	Spike Added	LCS Result	LCS Qualifier	Unit	D	%Rec	%Rec. Limits
Benzene	10.0	10.3		ug/L		103	68 - 134
Methylene Chloride	10.0	10.9		ug/L		109	57 - 130
Vinyl chloride	10.0	11.1		ug/L		111	48 - 147

Surrogate	*LCS %Recovery*	*LCS Qualifier*	*Limits*
4-Bromofluorobenzene	*100*		*70 - 130*
Dibromofluoromethane	*105*		*70 - 130*
Toluene-d8 (Surr)	*101*		*70 - 130*

Lab Sample ID: 660-72812-A-2 MS
Matrix: Water
Analysis Batch: 168122

Client Sample ID: Matrix Spike
Prep Type: Total/NA

Analyte	Sample Result	Sample Qualifier	Spike Added	MS Result	MS Qualifier	Unit	D	%Rec	%Rec. Limits
Benzene	0.50	U	10.0	9.58		ug/L		96	68 - 134
Methylene Chloride	4.0	U	10.0	9.59		ug/L		96	57 - 130
Vinyl chloride	0.71	U	10.0	8.78		ug/L		88	48 - 147

Surrogate	*MS %Recovery*	*MS Qualifier*	*Limits*
4-Bromofluorobenzene	*99*		*70 - 130*
Dibromofluoromethane	*105*		*70 - 130*
Toluene-d8 (Surr)	*105*		*70 - 130*

Lab Sample ID: 660-72812-A-1 DU
Matrix: Water
Analysis Batch: 168122

Client Sample ID: Duplicate
Prep Type: Total/NA

Analyte	Sample Result	Sample Qualifier	DU Result	DU Qualifier	Unit	D	RPD	RPD Limit
Benzene	0.50	U	0.50	U	ug/L		NC	30
Methylene Chloride	4.0	U	4.0	U	ug/L		NC	30
Vinyl chloride	0.71	U	0.71	U	ug/L		NC	30

Surrogate	*DU %Recovery*	*DU Qualifier*	*Limits*
4-Bromofluorobenzene	*101*		*70 - 130*
Dibromofluoromethane	*106*		*70 - 130*
Toluene-d8 (Surr)	*106*		*70 - 130*

Method: 8011 - EDB, DBCP, and 1,2,3-TCP (GC)

Lab Sample ID: MB 680-426469/3-A
Matrix: Water
Analysis Batch: 426502

Client Sample ID: Method Blank
Prep Type: Total/NA
Prep Batch: 426469

Analyte	MB Result	MB Qualifier	PQL	MDL	Unit	D	Prepared	Analyzed	Dil Fac
Ethylene Dibromide	0.0022	U	0.020	0.0022	ug/L		03/24/16 11:40	03/24/16 15:01	1
1,2-Dibromo-3-Chloropropane	0.0050	U	0.020	0.0050	ug/L		03/24/16 11:40	03/24/16 15:01	1
1,2,3-Trichloropropane	0.090	U	0.20	0.090	ug/L		03/24/16 11:40	03/24/16 15:01	1

Surrogate	MB %Recovery	MB Qualifier	Limits	Prepared	Analyzed	Dil Fac
Pentachloroethane	95		60 - 144	03/24/16 11:40	03/24/16 15:01	1

Lab Sample ID: LCS 680-426469/4-A — **Client Sample ID: Lab Control Sample**
Matrix: Water — **Prep Type: Total/NA**
Analysis Batch: 426502 — **Prep Batch: 426469**

Analyte	Spike Added	LCS Result	LCS Qualifier	Unit	D	%Rec	%Rec. Limits
Ethylene Dibromide	0.100	0.115		ug/L		115	66 - 126
1,2-Dibromo-3-Chloropropane	0.100	0.117		ug/L		117	70 - 148
1,2,3-Trichloropropane	0.500	0.670		ug/L		134	51 - 146

Surrogate	LCS %Recovery	LCS Qualifier	Limits
Pentachloroethane	122		60 - 144

Lab Sample ID: 680-123288-T-1-A MSD — **Client Sample ID: Matrix Spike Duplicate**
Matrix: Water — **Prep Type: Total/NA**
Analysis Batch: 426502 — **Prep Batch: 426469**

Analyte	Sample Result	Sample Qualifier	Spike Added	MSD Result	MSD Qualifier	Unit	D	%Rec	%Rec. Limits	RPD	RPD Limit
Ethylene Dibromide	0.0022	U	0.0964	0.0983		ug/L		102	66 - 126	12	30
1,2-Dibromo-3-Chloropropane	0.0049	U	0.0964	0.107		ug/L		111	70 - 148	10	30
1,2,3-Trichloropropane	0.089	U	0.482	0.567		ug/L		118	51 - 146	15	30

Surrogate	MSD %Recovery	MSD Qualifier	Limits
Pentachloroethane	151	J1	60 - 144

Lab Sample ID: 680-123288-U-1-A MS — **Client Sample ID: Matrix Spike**
Matrix: Water — **Prep Type: Total/NA**
Analysis Batch: 426502 — **Prep Batch: 426469**

Analyte	Sample Result	Sample Qualifier	Spike Added	MS Result	MS Qualifier	Unit	D	%Rec	%Rec. Limits
Ethylene Dibromide	0.0022	U	0.0978	0.110		ug/L		113	66 - 126
1,2-Dibromo-3-Chloropropane	0.0049	U	0.0978	0.118		ug/L		120	70 - 148
1,2,3-Trichloropropane	0.089	U	0.489	0.662		ug/L		135	51 - 146

Surrogate	MS %Recovery	MS Qualifier	Limits
Pentachloroethane	179	J1	60 - 144

Lab Sample ID: MB 680-426887/3-A — **Client Sample ID: Method Blank**
Matrix: Water — **Prep Type: Total/NA**
Analysis Batch: 426894 — **Prep Batch: 426887**

Analyte	MB Result	MB Qualifier	PQL	MDL	Unit	D	Prepared	Analyzed	Dil Fac
Ethylene Dibromide	0.0022	U	0.020	0.0022	ug/L		03/28/16 12:11	03/28/16 14:35	1
1,2-Dibromo-3-Chloropropane	0.0050	U	0.020	0.0050	ug/L		03/28/16 12:11	03/28/16 14:35	1
1,2,3-Trichloropropane	0.090	U	0.20	0.090	ug/L		03/28/16 12:11	03/28/16 14:35	1

Surrogate	MB %Recovery	MB Qualifier	Limits	Prepared	Analyzed	Dil Fac
Pentachloroethane	94		60 - 144	03/28/16 12:11	03/28/16 14:35	1

Method: 8011 - EDB, DBCP, and 1,2,3-TCP (GC) (Continued)

Lab Sample ID: LCS 680-426887/4-A — **Client Sample ID: Lab Control Sample**
Matrix: Water — **Prep Type: Total/NA**
Analysis Batch: 426894 — **Prep Batch: 426887**

Analyte	Spike Added	LCS Result	LCS Qualifier	Unit	D	%Rec	%Rec. Limits
Ethylene Dibromide	0.100	0.120		ug/L		120	66 - 126
1,2-Dibromo-3-Chloropropane	0.100	0.122		ug/L		122	70 - 148
1,2,3-Trichloropropane	0.500	0.701		ug/L		140	51 - 146

Surrogate	*LCS %Recovery*	*LCS Qualifier*	*Limits*
Pentachloroethane	*115*		*60 - 144*

Lab Sample ID: 660-72820-2 MS — **Client Sample ID: Field Blank - 032316 72820**
Matrix: Water — **Prep Type: Total/NA**
Analysis Batch: 426894 — **Prep Batch: 426887**

Analyte	Sample Result	Sample Qualifier	Spike Added	MS Result	MS Qualifier	Unit	D	%Rec	%Rec. Limits
Ethylene Dibromide	0.0021	U	0.0964	0.112		ug/L		116	66 - 126
1,2-Dibromo-3-Chloropropane	0.0048	U	0.0964	0.114		ug/L		119	70 - 148
1,2,3-Trichloropropane	0.087	U	0.482	0.667		ug/L		138	51 - 146

Surrogate	*MS %Recovery*	*MS Qualifier*	*Limits*
Pentachloroethane	*108*		*60 - 144*

Lab Sample ID: 660-72820-2 MSD — **Client Sample ID: Field Blank - 032316 72820**
Matrix: Water — **Prep Type: Total/NA**
Analysis Batch: 426894 — **Prep Batch: 426887**

Analyte	Sample Result	Sample Qualifier	Spike Added	MSD Result	MSD Qualifier	Unit	D	%Rec	%Rec. Limits	RPD	RPD Limit
Ethylene Dibromide	0.0021	U	0.0962	0.101		ug/L		105	66 - 126	10	30
1,2-Dibromo-3-Chloropropane	0.0048	U	0.0962	0.103		ug/L		107	70 - 148	11	30
1,2,3-Trichloropropane	0.087	U	0.481	0.623		ug/L		130	51 - 146	7	30

Surrogate	*MSD %Recovery*	*MSD Qualifier*	*Limits*
Pentachloroethane	*99*		*60 - 144*

Lab Sample ID: MB 680-427410/3-A — **Client Sample ID: Method Blank**
Matrix: Water — **Prep Type: Total/NA**
Analysis Batch: 427415 — **Prep Batch: 427410**

Analyte	MB Result	MB Qualifier	PQL	MDL	Unit	D	Prepared	Analyzed	Dil Fac
Ethylene Dibromide	0.0022	U	0.020	0.0022	ug/L		03/31/16 12:23	03/31/16 14:06	1
1,2-Dibromo-3-Chloropropane	0.0050	U	0.020	0.0050	ug/L		03/31/16 12:23	03/31/16 14:06	1
1,2,3-Trichloropropane	0.090	U	0.20	0.090	ug/L		03/31/16 12:23	03/31/16 14:06	1

Surrogate	*MB %Recovery*	*MB Qualifier*	*Limits*	*Prepared*	*Analyzed*	*Dil Fac*
Pentachloroethane	*94*		*60 - 144*	*03/31/16 12:23*	*03/31/16 14:06*	*1*

Method: 8011 - EDB, DBCP, and 1,2,3-TCP (GC) (Continued)

Lab Sample ID: LCS 680-427410/4-A — **Client Sample ID: Lab Control Sample**
Matrix: Water — **Prep Type: Total/NA**
Analysis Batch: 427415 — **Prep Batch: 427410**

Analyte	Spike Added	LCS Result	LCS Qualifier	Unit	D	%Rec	%Rec. Limits
Ethylene Dibromide	0.100	0.0871		ug/L		87	66 - 126
1,2-Dibromo-3-Chloropropane	0.100	0.0880		ug/L		88	70 - 148
1,2,3-Trichloropropane	0.500	0.431		ug/L		86	51 - 146

Surrogate	*LCS %Recovery*	*LCS Qualifier*	*Limits*
Pentachloroethane	*105*		*60 - 144*

Lab Sample ID: LCSD 680-427410/5-A — **Client Sample ID: Lab Control Sample Dup**
Matrix: Water — **Prep Type: Total/NA**
Analysis Batch: 427415 — **Prep Batch: 427410**

Analyte	Spike Added	LCSD Result	LCSD Qualifier	Unit	D	%Rec	%Rec. Limits	RPD	RPD Limit
Ethylene Dibromide	0.100	0.0902		ug/L		90	66 - 126	3	30
1,2-Dibromo-3-Chloropropane	0.100	0.0904		ug/L		90	70 - 148	3	30
1,2,3-Trichloropropane	0.500	0.435		ug/L		87	51 - 146	1	30

Surrogate	*LCSD %Recovery*	*LCSD Qualifier*	*Limits*
Pentachloroethane	*100*		*60 - 144*

Method: 300.0 - Anions, Ion Chromatography

Lab Sample ID: MB 680-427938/2 — **Client Sample ID: Method Blank**
Matrix: Water — **Prep Type: Total/NA**
Analysis Batch: 427938

Analyte	MB Result	MB Qualifier	PQL	MDL	Unit	D	Prepared	Analyzed	Dil Fac
Chloride	0.20	U	0.50	0.20	mg/L			04/05/16 10:29	1

Lab Sample ID: LCS 680-427938/3 — **Client Sample ID: Lab Control Sample**
Matrix: Water — **Prep Type: Total/NA**
Analysis Batch: 427938

Analyte	Spike Added	LCS Result	LCS Qualifier	Unit	D	%Rec	%Rec. Limits
Chloride	10.0	10.0		mg/L		100	90 - 110

Lab Sample ID: LCSD 680-427938/4 — **Client Sample ID: Lab Control Sample Dup**
Matrix: Water — **Prep Type: Total/NA**
Analysis Batch: 427938

Analyte	Spike Added	LCSD Result	LCSD Qualifier	Unit	D	%Rec	%Rec. Limits	RPD	RPD Limit
Chloride	10.0	10.0		mg/L		100	90 - 110	0	30

Lab Sample ID: 660-72810-I-9 MS — **Client Sample ID: Matrix Spike**
Matrix: Water — **Prep Type: Total/NA**
Analysis Batch: 427938

Analyte	Sample Result	Sample Qualifier	Spike Added	MS Result	MS Qualifier	Unit	D	%Rec	%Rec. Limits
Chloride	9.5		10.0	19.4		mg/L		99	80 - 120

QC Sample Results

Client: Jones Edmunds and Associates, Inc.
Project/Site: Citrus County Landfill

TestAmerica Job ID: 660-72778-1

Lab Sample ID: 660-72810-I-9 MSD — **Client Sample ID: Matrix Spike Duplicate**
Matrix: Water — **Prep Type: Total/NA**
Analysis Batch: 427938

Analyte	Sample Result	Sample Qualifier	Spike Added	MSD Result	MSD Qualifier	Unit	D	%Rec	%Rec. Limits	RPD	RPD Limit
Chloride	9.5		10.0	20.3		mg/L		108	80 - 120	5	30

Lab Sample ID: 660-72820-2 DU — **Client Sample ID: Field Blank - 032316 72820**
Matrix: Water — **Prep Type: Total/NA**
Analysis Batch: 427938

Analyte	Sample Result	Sample Qualifier		DU Result	DU Qualifier	Unit	D			RPD	RPD Limit
Chloride	4.4			4.40		mg/L				1	30

Lab Sample ID: MB 680-427939/36 — **Client Sample ID: Method Blank**
Matrix: Water — **Prep Type: Total/NA**
Analysis Batch: 427939

Analyte	MB Result	MB Qualifier	PQL	MDL	Unit	D	Prepared	Analyzed	Dil Fac
Chloride	0.20	U	0.50	0.20	mg/L			04/05/16 20:21	1

Lab Sample ID: LCS 680-427939/37 — **Client Sample ID: Lab Control Sample**
Matrix: Water — **Prep Type: Total/NA**
Analysis Batch: 427939

Analyte			Spike Added	LCS Result	LCS Qualifier	Unit	D	%Rec	%Rec. Limits		
Chloride			10.0	10.0		mg/L		100	90 - 110		

Lab Sample ID: LCSD 680-427939/38 — **Client Sample ID: Lab Control Sample Dup**
Matrix: Water — **Prep Type: Total/NA**
Analysis Batch: 427939

Analyte			Spike Added	LCSD Result	LCSD Qualifier	Unit	D	%Rec	%Rec. Limits	RPD	RPD Limit
Chloride			10.0	10.0		mg/L		100	90 - 110	0	30

Lab Sample ID: 400-119400-B-1 MS — **Client Sample ID: Matrix Spike**
Matrix: Water — **Prep Type: Total/NA**
Analysis Batch: 427939

Analyte	Sample Result	Sample Qualifier	Spike Added	MS Result	MS Qualifier	Unit	D	%Rec	%Rec. Limits		
Chloride	2.0		10.0	12.6		mg/L		106	80 - 120		

Lab Sample ID: 400-119400-B-1 MSD — **Client Sample ID: Matrix Spike Duplicate**
Matrix: Water — **Prep Type: Total/NA**
Analysis Batch: 427939

Analyte	Sample Result	Sample Qualifier	Spike Added	MSD Result	MSD Qualifier	Unit	D	%Rec	%Rec. Limits	RPD	RPD Limit
Chloride	2.0		10.0	12.2		mg/L		102	80 - 120	4	30

Lab Sample ID: 400-119400-B-5 DU — **Client Sample ID: Duplicate**
Matrix: Water — **Prep Type: Total/NA**
Analysis Batch: 427939

Analyte	Sample Result	Sample Qualifier		DU Result	DU Qualifier	Unit	D			RPD	RPD Limit
Chloride	0.20	U		0.20	U	mg/L				NC	30

Method: 300.0 - Anions, Ion Chromatography (Continued)

Lab Sample ID: MB 680-427941/2 — **Client Sample ID: Method Blank**
Matrix: Water — **Prep Type: Total/NA**
Analysis Batch: 427941

Analyte	MB Result	MB Qualifier	PQL	MDL	Unit	D	Prepared	Analyzed	Dil Fac
Chloride	0.20	U	0.50	0.20	mg/L			04/05/16 10:29	1

Lab Sample ID: LCS 680-427941/3 — **Client Sample ID: Lab Control Sample**
Matrix: Water — **Prep Type: Total/NA**
Analysis Batch: 427941

Analyte	Spike Added	LCS Result	LCS Qualifier	Unit	D	%Rec	%Rec. Limits
Chloride	10.0	10.1		mg/L		101	90 - 110

Lab Sample ID: LCSD 680-427941/4 — **Client Sample ID: Lab Control Sample Dup**
Matrix: Water — **Prep Type: Total/NA**
Analysis Batch: 427941

Analyte	Spike Added	LCSD Result	LCSD Qualifier	Unit	D	%Rec	%Rec. Limits	RPD	RPD Limit
Chloride	10.0	10.1		mg/L		101	90 - 110	0	30

Lab Sample ID: 660-72862-F-3 MS — **Client Sample ID: Matrix Spike**
Matrix: Water — **Prep Type: Total/NA**
Analysis Batch: 427941

Analyte	Sample Result	Sample Qualifier	Spike Added	MS Result	MS Qualifier	Unit	D	%Rec	%Rec. Limits
Chloride	7.1		10.0	17.5		mg/L		104	80 - 120

Lab Sample ID: 660-72862-F-3 MSD — **Client Sample ID: Matrix Spike Duplicate**
Matrix: Water — **Prep Type: Total/NA**
Analysis Batch: 427941

Analyte	Sample Result	Sample Qualifier	Spike Added	MSD Result	MSD Qualifier	Unit	D	%Rec	%Rec. Limits	RPD	RPD Limit
Chloride	7.1		10.0	17.6		mg/L		105	80 - 120	1	30

Lab Sample ID: 680-123373-K-6 DU — **Client Sample ID: Duplicate**
Matrix: Water — **Prep Type: Total/NA**
Analysis Batch: 427941

Analyte	Sample Result	Sample Qualifier	DU Result	DU Qualifier	Unit	D	RPD	RPD Limit
Chloride	0.20	U	0.20	U	mg/L		NC	30

Method: 6020 - Metals (ICP/MS)

Lab Sample ID: MB 680-427309/1-A — **Client Sample ID: Method Blank**
Matrix: Water — **Prep Type: Total Recoverable**
Analysis Batch: 427560 — **Prep Batch: 427309**

Analyte	MB Result	MB Qualifier	PQL	MDL	Unit	D	Prepared	Analyzed	Dil Fac
Antimony	0.50	U	5.0	0.50	ug/L		03/31/16 08:08	04/01/16 08:53	1
Arsenic	1.5	U	3.0	1.5	ug/L		03/31/16 08:08	04/01/16 08:53	1
Barium	0.61	U	5.0	0.61	ug/L		03/31/16 08:08	04/01/16 08:53	1
Beryllium	0.17	U	0.50	0.17	ug/L		03/31/16 08:08	04/01/16 08:53	1
Cadmium	0.15	U	0.50	0.15	ug/L		03/31/16 08:08	04/01/16 08:53	1

Method: 6020 - Metals (ICP/MS) (Continued)

Lab Sample ID: MB 680-427309/1-A
Matrix: Water
Analysis Batch: 427560

Client Sample ID: Method Blank
Prep Type: Total Recoverable
Prep Batch: 427309

Analyte	MB Result	MB Qualifier	PQL	MDL	Unit	D	Prepared	Analyzed	Dil Fac
Chromium	1.6	U	5.0	1.6	ug/L		03/31/16 08:08	04/01/16 08:53	1
Cobalt	0.12	U	0.50	0.12	ug/L		03/31/16 08:08	04/01/16 08:53	1
Copper	1.7	U	5.0	1.7	ug/L		03/31/16 08:08	04/01/16 08:53	1
Iron	25	U	100	25	ug/L		03/31/16 08:08	04/01/16 08:53	1
Lead	0.98	U	2.5	0.98	ug/L		03/31/16 08:08	04/01/16 08:53	1
Nickel	1.9	U	5.0	1.9	ug/L		03/31/16 08:08	04/01/16 08:53	1
Selenium	1.0	U	2.5	1.0	ug/L		03/31/16 08:08	04/01/16 08:53	1
Silver	0.10	U	1.0	0.10	ug/L		03/31/16 08:08	04/01/16 08:53	1
Sodium	0.17	U	0.50	0.17	mg/L		03/31/16 08:08	04/01/16 08:53	1
Thallium	0.49	U	1.0	0.49	ug/L		03/31/16 08:08	04/01/16 08:53	1
Vanadium	5.3	U	10	5.3	ug/L		03/31/16 08:08	04/01/16 08:53	1
Zinc	9.6	U	20	9.6	ug/L		03/31/16 08:08	04/01/16 08:53	1

Lab Sample ID: LCS 680-427309/2-A
Matrix: Water
Analysis Batch: 427560

Client Sample ID: Lab Control Sample
Prep Type: Total Recoverable
Prep Batch: 427309

Analyte	Spike Added	LCS Result	LCS Qualifier	Unit	D	%Rec	%Rec. Limits
Antimony	50.0	51.7		ug/L		103	75 - 125
Arsenic	100	104		ug/L		104	75 - 125
Barium	100	108		ug/L		108	75 - 125
Beryllium	50.0	56.1		ug/L		112	75 - 125
Cadmium	50.0	55.9		ug/L		112	75 - 125
Chromium	100	102		ug/L		102	75 - 125
Cobalt	50.0	54.9		ug/L		110	75 - 125
Copper	100	102		ug/L		102	75 - 125
Iron	5000	5420		ug/L		108	75 - 125
Lead	500	531		ug/L		106	75 - 125
Nickel	100	105		ug/L		105	75 - 125
Selenium	100	108		ug/L		108	75 - 125
Silver	50.0	49.9		ug/L		100	75 - 125
Sodium	5.00	5.14		mg/L		103	75 - 125
Thallium	40.0	42.1		ug/L		105	75 - 125
Vanadium	100	101		ug/L		101	75 - 125
Zinc	100	105		ug/L		105	75 - 125

Lab Sample ID: MB 680-427514/1-A
Matrix: Water
Analysis Batch: 427782

Client Sample ID: Method Blank
Prep Type: Total Recoverable
Prep Batch: 427514

Analyte	MB Result	MB Qualifier	PQL	MDL	Unit	D	Prepared	Analyzed	Dil Fac
Antimony	0.50	U	5.0	0.50	ug/L		04/01/16 08:53	04/01/16 23:45	1
Arsenic	1.5	U	3.0	1.5	ug/L		04/01/16 08:53	04/01/16 23:45	1
Barium	0.61	U	5.0	0.61	ug/L		04/01/16 08:53	04/01/16 23:45	1
Beryllium	0.17	U	0.50	0.17	ug/L		04/01/16 08:53	04/01/16 23:45	1
Cadmium	0.15	U	0.50	0.15	ug/L		04/01/16 08:53	04/01/16 23:45	1
Chromium	1.6	U	5.0	1.6	ug/L		04/01/16 08:53	04/01/16 23:45	1
Cobalt	0.12	U	0.50	0.12	ug/L		04/01/16 08:53	04/01/16 23:45	1
Copper	1.7	U	5.0	1.7	ug/L		04/01/16 08:53	04/01/16 23:45	1

Method: 6020 - Metals (ICP/MS) (Continued)

Lab Sample ID: MB 680-427514/1-A
Matrix: Water
Analysis Batch: 427782

Client Sample ID: Method Blank
Prep Type: Total Recoverable
Prep Batch: 427514

Analyte	MB Result	MB Qualifier	PQL	MDL	Unit	D	Prepared	Analyzed	Dil Fac
Iron	25	U	100	25	ug/L		04/01/16 08:53	04/01/16 23:45	1
Lead	0.98	U	2.5	0.98	ug/L		04/01/16 08:53	04/01/16 23:45	1
Nickel	1.9	U	5.0	1.9	ug/L		04/01/16 08:53	04/01/16 23:45	1
Selenium	1.0	U	2.5	1.0	ug/L		04/01/16 08:53	04/01/16 23:45	1
Silver	0.10	U	1.0	0.10	ug/L		04/01/16 08:53	04/01/16 23:45	1
Sodium	0.17	U	0.50	0.17	mg/L		04/01/16 08:53	04/01/16 23:45	1
Thallium	0.49	U	1.0	0.49	ug/L		04/01/16 08:53	04/01/16 23:45	1
Vanadium	5.3	U	10	5.3	ug/L		04/01/16 08:53	04/01/16 23:45	1
Zinc	9.6	U	20	9.6	ug/L		04/01/16 08:53	04/01/16 23:45	1

Lab Sample ID: LCS 680-427514/2-A
Matrix: Water
Analysis Batch: 427782

Client Sample ID: Lab Control Sample
Prep Type: Total Recoverable
Prep Batch: 427514

Analyte	Spike Added	LCS Result	LCS Qualifier	Unit	D	%Rec	%Rec. Limits
Antimony	50.0	54.9		ug/L		110	75 - 125
Arsenic	100	101		ug/L		101	75 - 125
Barium	100	106		ug/L		106	75 - 125
Beryllium	50.0	50.4		ug/L		101	75 - 125
Cadmium	50.0	54.7		ug/L		109	75 - 125
Chromium	100	97.8		ug/L		98	75 - 125
Cobalt	50.0	50.5		ug/L		101	75 - 125
Copper	100	101		ug/L		101	75 - 125
Iron	5000	4930		ug/L		99	75 - 125
Lead	500	516		ug/L		103	75 - 125
Nickel	100	100		ug/L		100	75 - 125
Selenium	100	96.3		ug/L		96	75 - 125
Silver	50.0	52.0		ug/L		104	75 - 125
Sodium	5.00	5.14		mg/L		103	75 - 125
Thallium	40.0	41.1		ug/L		103	75 - 125
Vanadium	100	97.5		ug/L		98	75 - 125
Zinc	100	103		ug/L		103	75 - 125

Lab Sample ID: 400-119290-E-4-B MS
Matrix: Water
Analysis Batch: 427560

Client Sample ID: Matrix Spike
Prep Type: Dissolved
Prep Batch: 427309

Analyte	Sample Result	Sample Qualifier	Spike Added	MS Result	MS Qualifier	Unit	D	%Rec	%Rec. Limits
Antimony	0.50	U	50.0	49.4		ug/L		99	75 - 125
Arsenic	1.5	U	100	104		ug/L		104	75 - 125
Barium	25		100	128		ug/L		103	75 - 125
Beryllium	0.17	U	50.0	52.8		ug/L		106	75 - 125
Cadmium	0.15	U	50.0	52.4		ug/L		105	75 - 125
Chromium	1.6	U	100	101		ug/L		101	75 - 125
Cobalt	0.12	U	50.0	50.3		ug/L		101	75 - 125
Copper	1.7	U	100	100		ug/L		100	75 - 125
Iron	25	U	5000	5300		ug/L		106	75 - 125
Lead	0.98	U	500	492		ug/L		98	75 - 125
Nickel	1.9	U	100	104		ug/L		104	75 - 125

Method: 6020 - Metals (ICP/MS) (Continued)

Lab Sample ID: 400-119290-E-4-B MS — **Client Sample ID: Matrix Spike**
Matrix: Water — **Prep Type: Dissolved**
Analysis Batch: 427560 — **Prep Batch: 427309**

Analyte	Sample Result	Sample Qualifier	Spike Added	MS Result	MS Qualifier	Unit	D	%Rec	%Rec. Limits
Selenium	1.0	U	100	107		ug/L		107	75 - 125
Silver	0.10	U	50.0	46.6		ug/L		93	75 - 125
Sodium	1.2		5.00	6.30		mg/L		102	75 - 125
Thallium	0.49	U	40.0	40.1		ug/L		100	75 - 125
Vanadium	5.3	U	100	101		ug/L		101	75 - 125
Zinc	9.6	U	100	97.9		ug/L		98	75 - 125

Lab Sample ID: 400-119290-E-4-C MSD — **Client Sample ID: Matrix Spike Duplicate**
Matrix: Water — **Prep Type: Dissolved**
Analysis Batch: 427560 — **Prep Batch: 427309**

Analyte	Sample Result	Sample Qualifier	Spike Added	MSD Result	MSD Qualifier	Unit	D	%Rec	%Rec. Limits	RPD	RPD Limit
Antimony	0.50	U	50.0	49.7		ug/L		99	75 - 125	1	20
Arsenic	1.5	U	100	111		ug/L		111	75 - 125	7	20
Barium	25		100	128		ug/L		103	75 - 125	0	20
Beryllium	0.17	U	50.0	53.3		ug/L		107	75 - 125	1	20
Cadmium	0.15	U	50.0	52.9		ug/L		106	75 - 125	1	20
Chromium	1.6	U	100	107		ug/L		107	75 - 125	5	20
Cobalt	0.12	U	50.0	50.8		ug/L		102	75 - 125	1	20
Copper	1.7	U	100	105		ug/L		105	75 - 125	5	20
Iron	25	U	5000	5360		ug/L		107	75 - 125	1	20
Lead	0.98	U	500	501		ug/L		100	75 - 125	2	20
Nickel	1.9	U	100	110		ug/L		110	75 - 125	6	20
Selenium	1.0	U	100	108		ug/L		108	75 - 125	1	20
Silver	0.10	U	50.0	47.2		ug/L		94	75 - 125	1	20
Sodium	1.2		5.00	6.37		mg/L		103	75 - 125	1	20
Thallium	0.49	U	40.0	40.9		ug/L		102	75 - 125	2	20
Vanadium	5.3	U	100	107		ug/L		107	75 - 125	5	20
Zinc	9.6	U	100	98.9		ug/L		99	75 - 125	1	20

Lab Sample ID: 400-119332-E-5-B MS — **Client Sample ID: Matrix Spike**
Matrix: Water — **Prep Type: Dissolved**
Analysis Batch: 427782 — **Prep Batch: 427514**

Analyte	Sample Result	Sample Qualifier	Spike Added	MS Result	MS Qualifier	Unit	D	%Rec	%Rec. Limits
Antimony	0.50	U	50.0	57.3		ug/L		115	75 - 125
Arsenic	1.5	U	100	100		ug/L		100	75 - 125
Barium	23		100	126		ug/L		103	75 - 125
Beryllium	0.17	U	50.0	58.4		ug/L		117	75 - 125
Cadmium	0.15	U	50.0	54.0		ug/L		108	75 - 125
Chromium	1.6	U	100	97.0		ug/L		97	75 - 125
Cobalt	0.12	U	50.0	50.0		ug/L		100	75 - 125
Copper	1.7	U	100	97.3		ug/L		97	75 - 125
Iron	25	I	5000	4830		ug/L		96	75 - 125
Lead	0.98	U	500	518		ug/L		104	75 - 125
Nickel	1.9	U	100	98.8		ug/L		99	75 - 125
Selenium	1.0	U	100	100		ug/L		100	75 - 125
Silver	0.10	U	50.0	52.2		ug/L		104	75 - 125
Sodium	1.2		5.00	6.05		mg/L		97	75 - 125

Method: 6020 - Metals (ICP/MS) (Continued)

Lab Sample ID: 400-119332-E-5-B MS — **Client Sample ID: Matrix Spike**
Matrix: Water — **Prep Type: Dissolved**
Analysis Batch: 427782 — **Prep Batch: 427514**

Analyte	Sample Result	Sample Qualifier	Spike Added	MS Result	MS Qualifier	Unit	D	%Rec	%Rec. Limits		
Thallium	0.49	U	40.0	40.9		ug/L		102	75 - 125		
Vanadium	5.3	U	100	96.8		ug/L		97	75 - 125		
Zinc	9.6	U	100	102		ug/L		102	75 - 125		

Lab Sample ID: 400-119332-E-5-C MSD — **Client Sample ID: Matrix Spike Duplicate**
Matrix: Water — **Prep Type: Dissolved**
Analysis Batch: 427782 — **Prep Batch: 427514**

Analyte	Sample Result	Sample Qualifier	Spike Added	MSD Result	MSD Qualifier	Unit	D	%Rec	%Rec. Limits	RPD	RPD Limit
Antimony	0.50	U	50.0	57.3		ug/L		115	75 - 125	0	20
Arsenic	1.5	U	100	103		ug/L		103	75 - 125	3	20
Barium	23		100	133		ug/L		110	75 - 125	5	20
Beryllium	0.17	U	50.0	54.4		ug/L		109	75 - 125	7	20
Cadmium	0.15	U	50.0	56.4		ug/L		113	75 - 125	4	20
Chromium	1.6	U	100	101		ug/L		101	75 - 125	4	20
Cobalt	0.12	U	50.0	51.5		ug/L		103	75 - 125	3	20
Copper	1.7	U	100	101		ug/L		101	75 - 125	4	20
Iron	25	I	5000	5020		ug/L		100	75 - 125	4	20
Lead	0.98	U	500	529		ug/L		106	75 - 125	2	20
Nickel	1.9	U	100	102		ug/L		102	75 - 125	3	20
Selenium	1.0	U	100	97.3		ug/L		97	75 - 125	3	20
Silver	0.10	U	50.0	53.8		ug/L		108	75 - 125	3	20
Sodium	1.2		5.00	6.13		mg/L		99	75 - 125	1	20
Thallium	0.49	U	40.0	42.1		ug/L		105	75 - 125	3	20
Vanadium	5.3	U	100	100		ug/L		100	75 - 125	3	20
Zinc	9.6	U	100	105		ug/L		105	75 - 125	3	20

Method: 7470A - Mercury (CVAA)

Lab Sample ID: MB 680-427027/13-A — **Client Sample ID: Method Blank**
Matrix: Water — **Prep Type: Total/NA**
Analysis Batch: 427228 — **Prep Batch: 427027**

Analyte	MB Result	MB Qualifier	PQL	MDL	Unit	D	Prepared	Analyzed	Dil Fac
Mercury	0.080	U	0.20	0.080	ug/L		03/29/16 12:38	03/30/16 10:15	1

Lab Sample ID: LCS 680-427027/14-A — **Client Sample ID: Lab Control Sample**
Matrix: Water — **Prep Type: Total/NA**
Analysis Batch: 427228 — **Prep Batch: 427027**

Analyte			Spike Added	LCS Result	LCS Qualifier	Unit	D	%Rec	%Rec. Limits		
Mercury			2.50	2.69		ug/L		108	80 - 120		

Lab Sample ID: 680-123358-D-1-B MS — **Client Sample ID: Matrix Spike**
Matrix: Water — **Prep Type: Dissolved**
Analysis Batch: 427228 — **Prep Batch: 427027**

Analyte	Sample Result	Sample Qualifier	Spike Added	MS Result	MS Qualifier	Unit	D	%Rec	%Rec. Limits		
Mercury	0.080	U	1.00	1.13		ug/L		113	80 - 120		

Lab Sample ID: 680-123358-D-1-C MSD — **Client Sample ID: Matrix Spike Duplicate**
Matrix: Water — **Prep Type: Dissolved**
Analysis Batch: 427228 — **Prep Batch: 427027**

Analyte	Sample Result	Sample Qualifier	Spike Added	MSD Result	MSD Qualifier	Unit	D	%Rec	%Rec. Limits	RPD	RPD Limit
Mercury	0.080	U	1.00	1.12		ug/L		112	80 - 120	1	20

Method: 350.1 - Nitrogen, Ammonia

Lab Sample ID: MB 680-427069/2 — **Client Sample ID: Method Blank**
Matrix: Water — **Prep Type: Total/NA**
Analysis Batch: 427069

Analyte	MB Result	MB Qualifier	PQL	MDL	Unit	D	Prepared	Analyzed	Dil Fac
Ammonia	0.10	U	0.25	0.10	mg/L			03/25/16 14:09	1

Lab Sample ID: LCS 680-427069/1 — **Client Sample ID: Lab Control Sample**
Matrix: Water — **Prep Type: Total/NA**
Analysis Batch: 427069

Analyte	Spike Added	LCS Result	LCS Qualifier	Unit	D	%Rec	%Rec. Limits
Ammonia	1.00	0.950		mg/L		95	90 - 110

Lab Sample ID: LCSD 680-427069/10 — **Client Sample ID: Lab Control Sample Dup**
Matrix: Water — **Prep Type: Total/NA**
Analysis Batch: 427069

Analyte	Spike Added	LCSD Result	LCSD Qualifier	Unit	D	%Rec	%Rec. Limits	RPD	RPD Limit
Ammonia	1.00	0.965		mg/L		96	90 - 110	2	30

Lab Sample ID: 660-72778-4 MS — **Client Sample ID: MW-20**
Matrix: Water — **Prep Type: Total/NA**
Analysis Batch: 427069

Analyte	Sample Result	Sample Qualifier	Spike Added	MS Result	MS Qualifier	Unit	D	%Rec	%Rec. Limits
Ammonia	0.67	J3	1.00	1.22	J3	mg/L		55	90 - 110

Lab Sample ID: 660-72778-4 MSD — **Client Sample ID: MW-20**
Matrix: Water — **Prep Type: Total/NA**
Analysis Batch: 427069

Analyte	Sample Result	Sample Qualifier	Spike Added	MSD Result	MSD Qualifier	Unit	D	%Rec	%Rec. Limits	RPD	RPD Limit
Ammonia	0.67	J3	1.00	1.21	J3	mg/L		54	90 - 110	1	30

Lab Sample ID: 680-123272-A-9 DU — **Client Sample ID: Duplicate**
Matrix: Water — **Prep Type: Total/NA**
Analysis Batch: 427069

Analyte	Sample Result	Sample Qualifier	DU Result	DU Qualifier	Unit	D	RPD	RPD Limit
Ammonia	0.10	U	0.10	U	mg/L		NC	30

Lab Sample ID: MB 680-427071/2 — **Client Sample ID: Method Blank**
Matrix: Water — **Prep Type: Total/NA**
Analysis Batch: 427071

Analyte	MB Result	MB Qualifier	PQL	MDL	Unit	D	Prepared	Analyzed	Dil Fac
Ammonia	0.10	U	0.25	0.10	mg/L			03/25/16 14:09	1

QC Sample Results

Client: Jones Edmunds and Associates, Inc.
Project/Site: Citrus County Landfill

TestAmerica Job ID: 660-72778-1

Lab Sample ID: LCS 680-427071/1 — **Client Sample ID: Lab Control Sample**
Matrix: Water — **Prep Type: Total/NA**
Analysis Batch: 427071

Analyte			Spike Added	LCS Result	LCS Qualifier	Unit	D	%Rec	%Rec. Limits		
Ammonia			1.00	0.950		mg/L		95	90 - 110		

Lab Sample ID: LCSD 680-427071/4 — **Client Sample ID: Lab Control Sample Dup**
Matrix: Water — **Prep Type: Total/NA**
Analysis Batch: 427071

Analyte			Spike Added	LCSD Result	LCSD Qualifier	Unit	D	%Rec	%Rec. Limits	RPD	RPD Limit
Ammonia			1.00	0.965		mg/L		96	90 - 110	2	30

Lab Sample ID: 660-72820-1 MS — **Client Sample ID: MW-7**
Matrix: Water — **Prep Type: Total/NA**
Analysis Batch: 427071

Analyte	Sample Result	Sample Qualifier	Spike Added	MS Result	MS Qualifier	Unit	D	%Rec	%Rec. Limits		
Ammonia	0.10	U	1.00	0.983		mg/L		98	90 - 110		

Lab Sample ID: 660-72820-1 MSD — **Client Sample ID: MW-7**
Matrix: Water — **Prep Type: Total/NA**
Analysis Batch: 427071

Analyte	Sample Result	Sample Qualifier	Spike Added	MSD Result	MSD Qualifier	Unit	D	%Rec	%Rec. Limits	RPD	RPD Limit
Ammonia	0.10	U	1.00	0.989		mg/L		99	90 - 110	1	30

Lab Sample ID: 660-72820-6 DU — **Client Sample ID: MW-13**
Matrix: Water — **Prep Type: Total/NA**
Analysis Batch: 427071

Analyte	Sample Result	Sample Qualifier		DU Result	DU Qualifier	Unit	D			RPD	RPD Limit
Ammonia	0.10	U		0.10	U	mg/L				NC	30

Lab Sample ID: MB 680-427354/2 — **Client Sample ID: Method Blank**
Matrix: Water — **Prep Type: Total/NA**
Analysis Batch: 427354

Analyte	MB Result	MB Qualifier	PQL	MDL	Unit	D	Prepared	Analyzed	Dil Fac
Ammonia	0.10	U	0.25	0.10	mg/L			03/30/16 17:05	1

Lab Sample ID: LCS 680-427354/1 — **Client Sample ID: Lab Control Sample**
Matrix: Water — **Prep Type: Total/NA**
Analysis Batch: 427354

Analyte			Spike Added	LCS Result	LCS Qualifier	Unit	D	%Rec	%Rec. Limits		
Ammonia			1.00	0.964		mg/L		96	90 - 110		

Lab Sample ID: LCSD 680-427354/13 — **Client Sample ID: Lab Control Sample Dup**
Matrix: Water — **Prep Type: Total/NA**
Analysis Batch: 427354

Analyte			Spike Added	LCSD Result	LCSD Qualifier	Unit	D	%Rec	%Rec. Limits	RPD	RPD Limit
Ammonia			1.00	0.969		mg/L		97	90 - 110	1	30

Method: 350.1 - Nitrogen, Ammonia (Continued)

Lab Sample ID: 660-72864-1 MS — **Client Sample ID: MW-12**
Matrix: Water — **Prep Type: Total/NA**
Analysis Batch: 427354

Analyte	Sample Result	Sample Qualifier	Spike Added	MS Result	MS Qualifier	Unit	D	%Rec	%Rec. Limits		
Ammonia	0.29		1.00	1.25		mg/L		96	90 - 110		

Lab Sample ID: 660-72864-1 MSD — **Client Sample ID: MW-12**
Matrix: Water — **Prep Type: Total/NA**
Analysis Batch: 427354

Analyte	Sample Result	Sample Qualifier	Spike Added	MSD Result	MSD Qualifier	Unit	D	%Rec	%Rec. Limits	RPD	RPD Limit
Ammonia	0.29		1.00	1.23		mg/L		94	90 - 110	2	30

Lab Sample ID: 660-72864-2 DU — **Client Sample ID: MW-11**
Matrix: Water — **Prep Type: Total/NA**
Analysis Batch: 427354

Analyte	Sample Result	Sample Qualifier		DU Result	DU Qualifier	Unit	D			RPD	RPD Limit
Ammonia	0.10	U		0.10	U	mg/L				NC	30

Method: 353.2 - Nitrogen, Nitrate-Nitrite

Lab Sample ID: MB 660-167784/7 — **Client Sample ID: Method Blank**
Matrix: Water — **Prep Type: Total/NA**
Analysis Batch: 167784

Analyte	MB Result	MB Qualifier	PQL	MDL	Unit	D	Prepared	Analyzed	Dil Fac
Nitrate as N	0.010	U	0.020	0.010	mg/L			03/23/16 15:10	1

Lab Sample ID: MB 660-167784/8 — **Client Sample ID: Method Blank**
Matrix: Water — **Prep Type: Total/NA**
Analysis Batch: 167784

Analyte	MB Result	MB Qualifier	PQL	MDL	Unit	D	Prepared	Analyzed	Dil Fac
Nitrate as N	0.010	U	0.020	0.010	mg/L			03/23/16 15:11	1

Lab Sample ID: LCS 660-167784/10 — **Client Sample ID: Lab Control Sample**
Matrix: Water — **Prep Type: Total/NA**
Analysis Batch: 167784

Analyte			Spike Added	LCS Result	LCS Qualifier	Unit	D	%Rec	%Rec. Limits		
Nitrate Nitrite as N			0.600	0.611		mg/L		102	90 - 110		
Nitrite as N			0.300	0.304		mg/L		101	90 - 110		

Lab Sample ID: LCS 660-167784/11 — **Client Sample ID: Lab Control Sample**
Matrix: Water — **Prep Type: Total/NA**
Analysis Batch: 167784

Analyte			Spike Added	LCS Result	LCS Qualifier	Unit	D	%Rec	%Rec. Limits		
Nitrate Nitrite as N			0.600	0.606		mg/L		101	90 - 110		
Nitrite as N			0.300	0.301		mg/L		100	90 - 110		

Method: 353.2 - Nitrogen, Nitrate-Nitrite (Continued)

Lab Sample ID: 660-72778-1 MS — **Client Sample ID: MW-10**
Matrix: Water — **Prep Type: Total/NA**
Analysis Batch: 167784

Analyte	Sample Result	Sample Qualifier	Spike Added	MS Result	MS Qualifier	Unit	D	%Rec	%Rec. Limits
Nitrate Nitrite as N	0.011	I J3	0.600	0.457	J3	mg/L		74	90 - 110
Nitrite as N	0.0059	I J3	0.300	0.338	J3	mg/L		111	90 - 110

Lab Sample ID: 660-72778-1 MSD — **Client Sample ID: MW-10**
Matrix: Water — **Prep Type: Total/NA**
Analysis Batch: 167784

Analyte	Sample Result	Sample Qualifier	Spike Added	MSD Result	MSD Qualifier	Unit	D	%Rec	%Rec. Limits	RPD	RPD Limit
Nitrate Nitrite as N	0.011	I J3	0.600	0.464	J3	mg/L		75	90 - 110	1	30
Nitrite as N	0.0059	I J3	0.300	0.332		mg/L		109	90 - 110	2	30

Lab Sample ID: MB 660-167868/8 — **Client Sample ID: Method Blank**
Matrix: Water — **Prep Type: Total/NA**
Analysis Batch: 167868

Analyte	MB Result	MB Qualifier	PQL	MDL	Unit	D	Prepared	Analyzed	Dil Fac
Nitrate as N	0.010	U	0.020	0.010	mg/L			03/24/16 15:30	1

Lab Sample ID: LCS 660-167868/11 — **Client Sample ID: Lab Control Sample**
Matrix: Water — **Prep Type: Total/NA**
Analysis Batch: 167868

Analyte	Spike Added	LCS Result	LCS Qualifier	Unit	D	%Rec	%Rec. Limits
Nitrate Nitrite as N	0.600	0.607		mg/L		101	90 - 110
Nitrite as N	0.300	0.297		mg/L		99	90 - 110

Lab Sample ID: 660-72823-C-8 MS — **Client Sample ID: Matrix Spike**
Matrix: Water — **Prep Type: Total/NA**
Analysis Batch: 167868

Analyte	Sample Result	Sample Qualifier	Spike Added	MS Result	MS Qualifier	Unit	D	%Rec	%Rec. Limits
Nitrate Nitrite as N	0.045		0.600	0.677		mg/L		105	90 - 110
Nitrite as N	0.0050	U J3	0.300	0.339	J3	mg/L		113	90 - 110

Lab Sample ID: 660-72823-C-8 MSD — **Client Sample ID: Matrix Spike Duplicate**
Matrix: Water — **Prep Type: Total/NA**
Analysis Batch: 167868

Analyte	Sample Result	Sample Qualifier	Spike Added	MSD Result	MSD Qualifier	Unit	D	%Rec	%Rec. Limits	RPD	RPD Limit
Nitrate Nitrite as N	0.045		0.600	0.673		mg/L		105	90 - 110	1	30
Nitrite as N	0.0050	U J3	0.300	0.336	J3	mg/L		112	90 - 110	1	30

Lab Sample ID: MB 660-167887/7 — **Client Sample ID: Method Blank**
Matrix: Water — **Prep Type: Total/NA**
Analysis Batch: 167887

Analyte	MB Result	MB Qualifier	PQL	MDL	Unit	D	Prepared	Analyzed	Dil Fac
Nitrate as N	0.010	U	0.020	0.010	mg/L			03/25/16 12:01	1

Method: 353.2 - Nitrogen, Nitrate-Nitrite (Continued)

Lab Sample ID: LCS 660-167887/10 — **Client Sample ID: Lab Control Sample**
Matrix: Water — **Prep Type: Total/NA**
Analysis Batch: 167887

Analyte	Spike Added	LCS Result	LCS Qualifier	Unit	D	%Rec	%Rec. Limits
Nitrate Nitrite as N	0.600	0.568		mg/L		95	90 - 110
Nitrite as N	0.300	0.306		mg/L		102	90 - 110

Lab Sample ID: 660-72864-1 MS — **Client Sample ID: MW-12**
Matrix: Water — **Prep Type: Total/NA**
Analysis Batch: 167887

Analyte	Sample Result	Sample Qualifier	Spike Added	MS Result	MS Qualifier	Unit	D	%Rec	%Rec. Limits
Nitrate Nitrite as N	0.010	U	0.600	0.603		mg/L		101	90 - 110
Nitrite as N	0.0050	U J3	0.300	0.340	J3	mg/L		113	90 - 110

Lab Sample ID: 660-72864-1 MSD — **Client Sample ID: MW-12**
Matrix: Water — **Prep Type: Total/NA**
Analysis Batch: 167887

Analyte	Sample Result	Sample Qualifier	Spike Added	MSD Result	MSD Qualifier	Unit	D	%Rec	%Rec. Limits	RPD	RPD Limit
Nitrate Nitrite as N	0.010	U	0.600	0.626		mg/L		104	90 - 110	4	30
Nitrite as N	0.0050	U J3	0.300	0.352	J3	mg/L		117	90 - 110	4	30

Method: SM 2540C - Solids, Total Dissolved (TDS)

Lab Sample ID: MB 660-167843/1 — **Client Sample ID: Method Blank**
Matrix: Water — **Prep Type: Total/NA**
Analysis Batch: 167843

Analyte	MB Result	MB Qualifier	PQL	MDL	Unit	D	Prepared	Analyzed	Dil Fac
Total Dissolved Solids	5.0	U	5.0	5.0	mg/L			03/24/16 15:06	1

Lab Sample ID: LCS 660-167843/2 — **Client Sample ID: Lab Control Sample**
Matrix: Water — **Prep Type: Total/NA**
Analysis Batch: 167843

Analyte	Spike Added	LCS Result	LCS Qualifier	Unit	D	%Rec	%Rec. Limits
Total Dissolved Solids	10000	9430		mg/L		94	80 - 120

Lab Sample ID: 660-72778-2 DU — **Client Sample ID: MW-21**
Matrix: Water — **Prep Type: Total/NA**
Analysis Batch: 167843

Analyte	Sample Result	Sample Qualifier	DU Result	DU Qualifier	Unit	D	RPD	RPD Limit
Total Dissolved Solids	20		42.0	J3	mg/L		71	20

Lab Sample ID: MB 660-167888/1 — **Client Sample ID: Method Blank**
Matrix: Water — **Prep Type: Total/NA**
Analysis Batch: 167888

Analyte	MB Result	MB Qualifier	PQL	MDL	Unit	D	Prepared	Analyzed	Dil Fac
Total Dissolved Solids	5.0	U	5.0	5.0	mg/L			03/25/16 17:17	1

Method: SM 2540C - Solids, Total Dissolved (TDS) (Continued)

Lab Sample ID: LCS 660-167888/2 — **Client Sample ID: Lab Control Sample**
Matrix: Water — **Prep Type: Total/NA**
Analysis Batch: 167888

Analyte			Spike Added	LCS Result	LCS Qualifier	Unit	D	%Rec	%Rec. Limits		
Total Dissolved Solids			10000	9630		mg/L		96	80 - 120		

Lab Sample ID: 660-72767-A-1 DU — **Client Sample ID: Duplicate**
Matrix: Water — **Prep Type: Total/NA**
Analysis Batch: 167888

Analyte	Sample Result	Sample Qualifier		DU Result	DU Qualifier	Unit	D			RPD	RPD Limit
Total Dissolved Solids	690			672		mg/L				2	20

Lab Sample ID: 660-72818-A-2 DU — **Client Sample ID: Duplicate**
Matrix: Water — **Prep Type: Total/NA**
Analysis Batch: 167888

Analyte	Sample Result	Sample Qualifier		DU Result	DU Qualifier	Unit	D			RPD	RPD Limit
Total Dissolved Solids	1200			1230		mg/L				1	20

Lab Sample ID: MB 660-167946/1 — **Client Sample ID: Method Blank**
Matrix: Water — **Prep Type: Total/NA**
Analysis Batch: 167946

Analyte	MB Result	MB Qualifier	PQL	MDL	Unit	D	Prepared	Analyzed	Dil Fac
Total Dissolved Solids	5.0	U	5.0	5.0	mg/L			03/28/16 15:37	1

Lab Sample ID: LCS 660-167946/2 — **Client Sample ID: Lab Control Sample**
Matrix: Water — **Prep Type: Total/NA**
Analysis Batch: 167946

Analyte			Spike Added	LCS Result	LCS Qualifier	Unit	D	%Rec	%Rec. Limits		
Total Dissolved Solids			10000	9360		mg/L		94	80 - 120		

Lab Sample ID: 660-72864-1 DU — **Client Sample ID: MW-12**
Matrix: Water — **Prep Type: Total/NA**
Analysis Batch: 167946

Analyte	Sample Result	Sample Qualifier		DU Result	DU Qualifier	Unit	D			RPD	RPD Limit
Total Dissolved Solids	310			316		mg/L				3	20

QC Association Summary

Client: Jones Edmunds and Associates, Inc.
Project/Site: Citrus County Landfill

TestAmerica Job ID: 660-72778-1

GC/MS VOA

Analysis Batch: 167818

Lab Sample ID	Client Sample ID	Prep Type	Matrix	Method	Prep Batch
660-72778-1	MW-10	Total/NA	Water	8260B	
660-72778-1 DU	MW-10	Total/NA	Water	8260B	
660-72778-2	MW-21	Total/NA	Water	8260B	
660-72778-3	MW-3	Total/NA	Water	8260B	
660-72778-4	MW-20	Total/NA	Water	8260B	
660-72778-4 MS	MW-20	Total/NA	Water	8260B	
660-72778-5	TB - 032216 Blank 72778	Total/NA	Water	8260B	
LCS 660-167818/4	Lab Control Sample	Total/NA	Water	8260B	
LCSD 660-167818/5	Lab Control Sample Dup	Total/NA	Water	8260B	
MB 660-167818/7	Method Blank	Total/NA	Water	8260B	

Analysis Batch: 167900

Lab Sample ID	Client Sample ID	Prep Type	Matrix	Method	Prep Batch
660-72820-1	MW-7	Total/NA	Water	8260B	
660-72820-1 DU	MW-7	Total/NA	Water	8260B	
660-72820-2	Field Blank - 032316 72820	Total/NA	Water	8260B	
660-72820-3	MW-17	Total/NA	Water	8260B	
660-72820-3 MS	MW-17	Total/NA	Water	8260B	
660-72820-4	MW-15	Total/NA	Water	8260B	
660-72820-5	MW-14	Total/NA	Water	8260B	
660-72820-6	MW-13	Total/NA	Water	8260B	
660-72820-7	TB - 032316 Blank 72820	Total/NA	Water	8260B	
660-72864-1	MW-12	Total/NA	Water	8260B	
660-72864-2	MW-11	Total/NA	Water	8260B	
LCS 660-167900/4	Lab Control Sample	Total/NA	Water	8260B	
MB 660-167900/6	Method Blank	Total/NA	Water	8260B	

Analysis Batch: 168122

Lab Sample ID	Client Sample ID	Prep Type	Matrix	Method	Prep Batch
660-72812-A-1 DU	Duplicate	Total/NA	Water	8260B	
660-72812-A-2 MS	Matrix Spike	Total/NA	Water	8260B	
660-72854-1	MW-18	Total/NA	Water	8260B	
660-72854-2	MW-19	Total/NA	Water	8260B	
LCS 660-168122/4	Lab Control Sample	Total/NA	Water	8260B	
MB 660-168122/6	Method Blank	Total/NA	Water	8260B	

Analysis Batch: 426566

Lab Sample ID	Client Sample ID	Prep Type	Matrix	Method	Prep Batch
660-72784-1	MW-6	Total/NA	Water	524.2	
660-72784-2	TB - 72784 Blank	Total/NA	Water	524.2	
LCS 680-426566/4	Lab Control Sample	Total/NA	Water	524.2	
LCSD 680-426566/5	Lab Control Sample Dup	Total/NA	Water	524.2	
MB 680-426566/11	Method Blank	Total/NA	Water	524.2	

GC Semi VOA

Prep Batch: 426469

Lab Sample ID	Client Sample ID	Prep Type	Matrix	Method	Prep Batch
660-72778-1	MW-10	Total/NA	Water	8011	
660-72778-2	MW-21	Total/NA	Water	8011	

GC Semi VOA (Continued)

Prep Batch: 426469 (Continued)

Lab Sample ID	Client Sample ID	Prep Type	Matrix	Method	Prep Batch
660-72778-3	MW-3	Total/NA	Water	8011	
660-72778-4	MW-20	Total/NA	Water	8011	
680-123288-T-1-A MSD	Matrix Spike Duplicate	Total/NA	Water	8011	
680-123288-U-1-A MS	Matrix Spike	Total/NA	Water	8011	
LCS 680-426469/4-A	Lab Control Sample	Total/NA	Water	8011	
MB 680-426469/3-A	Method Blank	Total/NA	Water	8011	

Analysis Batch: 426502

Lab Sample ID	Client Sample ID	Prep Type	Matrix	Method	Prep Batch
660-72778-1	MW-10	Total/NA	Water	8011	426469
660-72778-2	MW-21	Total/NA	Water	8011	426469
660-72778-3	MW-3	Total/NA	Water	8011	426469
660-72778-4	MW-20	Total/NA	Water	8011	426469
680-123288-T-1-A MSD	Matrix Spike Duplicate	Total/NA	Water	8011	426469
680-123288-U-1-A MS	Matrix Spike	Total/NA	Water	8011	426469
LCS 680-426469/4-A	Lab Control Sample	Total/NA	Water	8011	426469
MB 680-426469/3-A	Method Blank	Total/NA	Water	8011	426469

Prep Batch: 426887

Lab Sample ID	Client Sample ID	Prep Type	Matrix	Method	Prep Batch
660-72820-1	MW-7	Total/NA	Water	8011	
660-72820-2	Field Blank - 032316 72820	Total/NA	Water	8011	
660-72820-2 MS	Field Blank - 032316 72820	Total/NA	Water	8011	
660-72820-2 MSD	Field Blank - 032316 72820	Total/NA	Water	8011	
660-72820-3	MW-17	Total/NA	Water	8011	
660-72820-4	MW-15	Total/NA	Water	8011	
660-72820-5	MW-14	Total/NA	Water	8011	
660-72820-6	MW-13	Total/NA	Water	8011	
LCS 680-426887/4-A	Lab Control Sample	Total/NA	Water	8011	
MB 680-426887/3-A	Method Blank	Total/NA	Water	8011	

Analysis Batch: 426894

Lab Sample ID	Client Sample ID	Prep Type	Matrix	Method	Prep Batch
660-72820-1	MW-7	Total/NA	Water	8011	426887
660-72820-2	Field Blank - 032316 72820	Total/NA	Water	8011	426887
660-72820-2 MS	Field Blank - 032316 72820	Total/NA	Water	8011	426887
660-72820-2 MSD	Field Blank - 032316 72820	Total/NA	Water	8011	426887
660-72820-3	MW-17	Total/NA	Water	8011	426887
660-72820-4	MW-15	Total/NA	Water	8011	426887
660-72820-5	MW-14	Total/NA	Water	8011	426887
660-72820-6	MW-13	Total/NA	Water	8011	426887
LCS 680-426887/4-A	Lab Control Sample	Total/NA	Water	8011	426887
MB 680-426887/3-A	Method Blank	Total/NA	Water	8011	426887

Prep Batch: 427410

Lab Sample ID	Client Sample ID	Prep Type	Matrix	Method	Prep Batch
660-72864-1	MW-12	Total/NA	Water	8011	
660-72864-2	MW-11	Total/NA	Water	8011	
LCS 680-427410/4-A	Lab Control Sample	Total/NA	Water	8011	
LCSD 680-427410/5-A	Lab Control Sample Dup	Total/NA	Water	8011	
MB 680-427410/3-A	Method Blank	Total/NA	Water	8011	

QC Association Summary

Client: Jones Edmunds and Associates, Inc.
Project/Site: Citrus County Landfill

TestAmerica Job ID: 660-72778-1

Analysis Batch: 427415

Lab Sample ID	Client Sample ID	Prep Type	Matrix	Method	Prep Batch
660-72864-1	MW-12	Total/NA	Water	8011	427410
660-72864-2	MW-11	Total/NA	Water	8011	427410
LCS 680-427410/4-A	Lab Control Sample	Total/NA	Water	8011	427410
LCSD 680-427410/5-A	Lab Control Sample Dup	Total/NA	Water	8011	427410
MB 680-427410/3-A	Method Blank	Total/NA	Water	8011	427410

HPLC/IC

Analysis Batch: 427938

Lab Sample ID	Client Sample ID	Prep Type	Matrix	Method	Prep Batch
660-72810-I-9 MS	Matrix Spike	Total/NA	Water	300.0	
660-72810-I-9 MSD	Matrix Spike Duplicate	Total/NA	Water	300.0	
660-72820-1	MW-7	Total/NA	Water	300.0	
660-72820-2	Field Blank - 032316 72820	Total/NA	Water	300.0	
660-72820-2 DU	Field Blank - 032316 72820	Total/NA	Water	300.0	
660-72820-3	MW-17	Total/NA	Water	300.0	
660-72820-4	MW-15	Total/NA	Water	300.0	
660-72820-5	MW-14	Total/NA	Water	300.0	
660-72820-6	MW-13	Total/NA	Water	300.0	
LCS 680-427938/3	Lab Control Sample	Total/NA	Water	300.0	
LCSD 680-427938/4	Lab Control Sample Dup	Total/NA	Water	300.0	
MB 680-427938/2	Method Blank	Total/NA	Water	300.0	

Analysis Batch: 427939

Lab Sample ID	Client Sample ID	Prep Type	Matrix	Method	Prep Batch
400-119400-B-1 MS	Matrix Spike	Total/NA	Water	300.0	
400-119400-B-1 MSD	Matrix Spike Duplicate	Total/NA	Water	300.0	
400-119400-B-5 DU	Duplicate	Total/NA	Water	300.0	
660-72778-1	MW-10	Total/NA	Water	300.0	
660-72778-2	MW-21	Total/NA	Water	300.0	
660-72778-3	MW-3	Total/NA	Water	300.0	
660-72778-4	MW-20	Total/NA	Water	300.0	
660-72784-1	MW-6	Total/NA	Water	300.0	
LCS 680-427939/37	Lab Control Sample	Total/NA	Water	300.0	
LCSD 680-427939/38	Lab Control Sample Dup	Total/NA	Water	300.0	
MB 680-427939/36	Method Blank	Total/NA	Water	300.0	

Analysis Batch: 427941

Lab Sample ID	Client Sample ID	Prep Type	Matrix	Method	Prep Batch
660-72862-F-3 MS	Matrix Spike	Total/NA	Water	300.0	
660-72862-F-3 MSD	Matrix Spike Duplicate	Total/NA	Water	300.0	
660-72864-1	MW-12	Total/NA	Water	300.0	
660-72864-2	MW-11	Total/NA	Water	300.0	
680-123373-K-6 DU	Duplicate	Total/NA	Water	300.0	
LCS 680-427941/3	Lab Control Sample	Total/NA	Water	300.0	
LCSD 680-427941/4	Lab Control Sample Dup	Total/NA	Water	300.0	
MB 680-427941/2	Method Blank	Total/NA	Water	300.0	

QC Association Summary

Client: Jones Edmunds and Associates, Inc.
Project/Site: Citrus County Landfill

TestAmerica Job ID: 660-72778-1

Metals

Prep Batch: 427027

Lab Sample ID	Client Sample ID	Prep Type	Matrix	Method	Prep Batch
660-72778-1	MW-10	Dissolved	Water	7470A	
660-72778-1	MW-10	Total/NA	Water	7470A	
660-72778-2	MW-21	Dissolved	Water	7470A	
660-72778-2	MW-21	Total/NA	Water	7470A	
660-72778-3	MW-3	Total/NA	Water	7470A	
660-72778-4	MW-20	Total/NA	Water	7470A	
660-72820-1	MW-7	Total/NA	Water	7470A	
660-72820-2	Field Blank - 032316 72820	Total/NA	Water	7470A	
660-72820-3	MW-17	Total/NA	Water	7470A	
660-72820-4	MW-15	Total/NA	Water	7470A	
660-72820-5	MW-14	Total/NA	Water	7470A	
660-72820-6	MW-13	Total/NA	Water	7470A	
660-72864-1	MW-12	Total/NA	Water	7470A	
660-72864-2	MW-11	Total/NA	Water	7470A	
680-123358-D-1-B MS	Matrix Spike	Dissolved	Water	7470A	
680-123358-D-1-C MSD	Matrix Spike Duplicate	Dissolved	Water	7470A	
LCS 680-427027/14-A	Lab Control Sample	Total/NA	Water	7470A	
MB 680-427027/13-A	Method Blank	Total/NA	Water	7470A	

Analysis Batch: 427228

Lab Sample ID	Client Sample ID	Prep Type	Matrix	Method	Prep Batch
660-72778-1	MW-10	Dissolved	Water	7470A	427027
660-72778-1	MW-10	Total/NA	Water	7470A	427027
660-72778-2	MW-21	Dissolved	Water	7470A	427027
660-72778-2	MW-21	Total/NA	Water	7470A	427027
660-72778-3	MW-3	Total/NA	Water	7470A	427027
660-72778-4	MW-20	Total/NA	Water	7470A	427027
660-72820-1	MW-7	Total/NA	Water	7470A	427027
660-72820-2	Field Blank - 032316 72820	Total/NA	Water	7470A	427027
660-72820-3	MW-17	Total/NA	Water	7470A	427027
660-72820-4	MW-15	Total/NA	Water	7470A	427027
660-72820-5	MW-14	Total/NA	Water	7470A	427027
660-72820-6	MW-13	Total/NA	Water	7470A	427027
660-72864-1	MW-12	Total/NA	Water	7470A	427027
660-72864-2	MW-11	Total/NA	Water	7470A	427027
680-123358-D-1-B MS	Matrix Spike	Dissolved	Water	7470A	427027
680-123358-D-1-C MSD	Matrix Spike Duplicate	Dissolved	Water	7470A	427027
LCS 680-427027/14-A	Lab Control Sample	Total/NA	Water	7470A	427027
MB 680-427027/13-A	Method Blank	Total/NA	Water	7470A	427027

Prep Batch: 427309

Lab Sample ID	Client Sample ID	Prep Type	Matrix	Method	Prep Batch
400-119290-E-4-B MS	Matrix Spike	Dissolved	Water	3005A	
400-119290-E-4-C MSD	Matrix Spike Duplicate	Dissolved	Water	3005A	
660-72778-1	MW-10	Dissolved	Water	3005A	
660-72778-1	MW-10	Total Recoverable	Water	3005A	
660-72778-2	MW-21	Dissolved	Water	3005A	
660-72778-2	MW-21	Total Recoverable	Water	3005A	
660-72778-3	MW-3	Total Recoverable	Water	3005A	
660-72778-4	MW-20	Total Recoverable	Water	3005A	
660-72784-1	MW-6	Total Recoverable	Water	3005A	

Metals (Continued)

Prep Batch: 427309 (Continued)

Lab Sample ID	Client Sample ID	Prep Type	Matrix	Method	Prep Batch
LCS 680-427309/2-A	Lab Control Sample	Total Recoverable	Water	3005A	
MB 680-427309/1-A	Method Blank	Total Recoverable	Water	3005A	

Prep Batch: 427514

Lab Sample ID	Client Sample ID	Prep Type	Matrix	Method	Prep Batch
400-119332-E-5-B MS	Matrix Spike	Dissolved	Water	3005A	
400-119332-E-5-C MSD	Matrix Spike Duplicate	Dissolved	Water	3005A	
660-72820-1	MW-7	Total Recoverable	Water	3005A	
660-72820-2	Field Blank - 032316 72820	Total Recoverable	Water	3005A	
660-72820-3	MW-17	Total Recoverable	Water	3005A	
660-72820-4	MW-15	Total Recoverable	Water	3005A	
660-72820-5	MW-14	Total Recoverable	Water	3005A	
660-72820-6	MW-13	Total Recoverable	Water	3005A	
660-72864-1	MW-12	Total Recoverable	Water	3005A	
660-72864-2	MW-11	Total Recoverable	Water	3005A	
LCS 680-427514/2-A	Lab Control Sample	Total Recoverable	Water	3005A	
MB 680-427514/1-A	Method Blank	Total Recoverable	Water	3005A	

Analysis Batch: 427560

Lab Sample ID	Client Sample ID	Prep Type	Matrix	Method	Prep Batch
400-119290-E-4-B MS	Matrix Spike	Dissolved	Water	6020	427309
400-119290-E-4-C MSD	Matrix Spike Duplicate	Dissolved	Water	6020	427309
660-72778-1	MW-10	Dissolved	Water	6020	427309
660-72778-1	MW-10	Total Recoverable	Water	6020	427309
660-72778-2	MW-21	Dissolved	Water	6020	427309
660-72778-2	MW-21	Total Recoverable	Water	6020	427309
660-72778-3	MW-3	Total Recoverable	Water	6020	427309
660-72778-4	MW-20	Total Recoverable	Water	6020	427309
660-72784-1	MW-6	Total Recoverable	Water	6020	427309
LCS 680-427309/2-A	Lab Control Sample	Total Recoverable	Water	6020	427309
MB 680-427309/1-A	Method Blank	Total Recoverable	Water	6020	427309

Analysis Batch: 427782

Lab Sample ID	Client Sample ID	Prep Type	Matrix	Method	Prep Batch
400-119332-E-5-B MS	Matrix Spike	Dissolved	Water	6020	427514
400-119332-E-5-C MSD	Matrix Spike Duplicate	Dissolved	Water	6020	427514
660-72820-1	MW-7	Total Recoverable	Water	6020	427514
660-72820-2	Field Blank - 032316 72820	Total Recoverable	Water	6020	427514
660-72820-3	MW-17	Total Recoverable	Water	6020	427514
660-72820-4	MW-15	Total Recoverable	Water	6020	427514
660-72820-5	MW-14	Total Recoverable	Water	6020	427514
660-72820-6	MW-13	Total Recoverable	Water	6020	427514
660-72864-1	MW-12	Total Recoverable	Water	6020	427514
660-72864-2	MW-11	Total Recoverable	Water	6020	427514
LCS 680-427514/2-A	Lab Control Sample	Total Recoverable	Water	6020	427514
MB 680-427514/1-A	Method Blank	Total Recoverable	Water	6020	427514

QC Association Summary

Client: Jones Edmunds and Associates, Inc.
Project/Site: Citrus County Landfill

TestAmerica Job ID: 660-72778-1

General Chemistry

Analysis Batch: 167784

Lab Sample ID	Client Sample ID	Prep Type	Matrix	Method	Prep Batch
660-72778-1	MW-10	Total/NA	Water	353.2	
660-72778-1 MS	MW-10	Total/NA	Water	353.2	
660-72778-1 MSD	MW-10	Total/NA	Water	353.2	
660-72778-2	MW-21	Total/NA	Water	353.2	
660-72778-3 - DL2	MW-3	Total/NA	Water	353.2	
660-72778-4	MW-20	Total/NA	Water	353.2	
LCS 660-167784/10	Lab Control Sample	Total/NA	Water	353.2	
LCS 660-167784/11	Lab Control Sample	Total/NA	Water	353.2	
MB 660-167784/7	Method Blank	Total/NA	Water	353.2	
MB 660-167784/8	Method Blank	Total/NA	Water	353.2	

Analysis Batch: 167843

Lab Sample ID	Client Sample ID	Prep Type	Matrix	Method	Prep Batch
660-72778-2	MW-21	Total/NA	Water	SM 2540C	
660-72778-2 DU	MW-21	Total/NA	Water	SM 2540C	
660-72778-3	MW-3	Total/NA	Water	SM 2540C	
660-72778-4	MW-20	Total/NA	Water	SM 2540C	
660-72784-1	MW-6	Total/NA	Water	SM 2540C	
LCS 660-167843/2	Lab Control Sample	Total/NA	Water	SM 2540C	
MB 660-167843/1	Method Blank	Total/NA	Water	SM 2540C	

Analysis Batch: 167868

Lab Sample ID	Client Sample ID	Prep Type	Matrix	Method	Prep Batch
660-72820-1	MW-7	Total/NA	Water	353.2	
660-72820-2	Field Blank - 032316 72820	Total/NA	Water	353.2	
660-72820-3	MW-17	Total/NA	Water	353.2	
660-72820-4	MW-15	Total/NA	Water	353.2	
660-72820-5	MW-14	Total/NA	Water	353.2	
660-72820-6	MW-13	Total/NA	Water	353.2	
660-72823-C-8 MS	Matrix Spike	Total/NA	Water	353.2	
660-72823-C-8 MSD	Matrix Spike Duplicate	Total/NA	Water	353.2	
LCS 660-167868/11	Lab Control Sample	Total/NA	Water	353.2	
MB 660-167868/8	Method Blank	Total/NA	Water	353.2	

Analysis Batch: 167887

Lab Sample ID	Client Sample ID	Prep Type	Matrix	Method	Prep Batch
660-72864-1	MW-12	Total/NA	Water	353.2	
660-72864-1 MS	MW-12	Total/NA	Water	353.2	
660-72864-1 MSD	MW-12	Total/NA	Water	353.2	
660-72864-2	MW-11	Total/NA	Water	353.2	
LCS 660-167887/10	Lab Control Sample	Total/NA	Water	353.2	
MB 660-167887/7	Method Blank	Total/NA	Water	353.2	

Analysis Batch: 167888

Lab Sample ID	Client Sample ID	Prep Type	Matrix	Method	Prep Batch
660-72767-A-1 DU	Duplicate	Total/NA	Water	SM 2540C	
660-72778-1	MW-10	Total/NA	Water	SM 2540C	
660-72818-A-2 DU	Duplicate	Total/NA	Water	SM 2540C	
660-72820-1	MW-7	Total/NA	Water	SM 2540C	
660-72820-2	Field Blank - 032316 72820	Total/NA	Water	SM 2540C	
660-72820-3	MW-17	Total/NA	Water	SM 2540C	

General Chemistry (Continued)

Analysis Batch: 167888 (Continued)

Lab Sample ID	Client Sample ID	Prep Type	Matrix	Method	Prep Batch
660-72820-4	MW-15	Total/NA	Water	SM 2540C	
660-72820-5	MW-14	Total/NA	Water	SM 2540C	
660-72820-6	MW-13	Total/NA	Water	SM 2540C	
LCS 660-167888/2	Lab Control Sample	Total/NA	Water	SM 2540C	
MB 660-167888/1	Method Blank	Total/NA	Water	SM 2540C	

Analysis Batch: 167946

Lab Sample ID	Client Sample ID	Prep Type	Matrix	Method	Prep Batch
660-72864-1	MW-12	Total/NA	Water	SM 2540C	
660-72864-1 DU	MW-12	Total/NA	Water	SM 2540C	
660-72864-2	MW-11	Total/NA	Water	SM 2540C	
LCS 660-167946/2	Lab Control Sample	Total/NA	Water	SM 2540C	
MB 660-167946/1	Method Blank	Total/NA	Water	SM 2540C	

Analysis Batch: 427069

Lab Sample ID	Client Sample ID	Prep Type	Matrix	Method	Prep Batch
660-72778-1	MW-10	Total/NA	Water	350.1	
660-72778-2	MW-21	Total/NA	Water	350.1	
660-72778-3	MW-3	Total/NA	Water	350.1	
660-72778-4	MW-20	Total/NA	Water	350.1	
660-72778-4 MS	MW-20	Total/NA	Water	350.1	
660-72778-4 MSD	MW-20	Total/NA	Water	350.1	
680-123272-A-9 DU	Duplicate	Total/NA	Water	350.1	
LCS 680-427069/1	Lab Control Sample	Total/NA	Water	350.1	
LCSD 680-427069/10	Lab Control Sample Dup	Total/NA	Water	350.1	
MB 680-427069/2	Method Blank	Total/NA	Water	350.1	

Analysis Batch: 427071

Lab Sample ID	Client Sample ID	Prep Type	Matrix	Method	Prep Batch
660-72820-1	MW-7	Total/NA	Water	350.1	
660-72820-1 MS	MW-7	Total/NA	Water	350.1	
660-72820-1 MSD	MW-7	Total/NA	Water	350.1	
660-72820-2	Field Blank - 032316 72820	Total/NA	Water	350.1	
660-72820-3	MW-17	Total/NA	Water	350.1	
660-72820-4	MW-15	Total/NA	Water	350.1	
660-72820-5	MW-14	Total/NA	Water	350.1	
660-72820-6	MW-13	Total/NA	Water	350.1	
660-72820-6 DU	MW-13	Total/NA	Water	350.1	
LCS 680-427071/1	Lab Control Sample	Total/NA	Water	350.1	
LCSD 680-427071/4	Lab Control Sample Dup	Total/NA	Water	350.1	
MB 680-427071/2	Method Blank	Total/NA	Water	350.1	

Analysis Batch: 427354

Lab Sample ID	Client Sample ID	Prep Type	Matrix	Method	Prep Batch
660-72864-1	MW-12	Total/NA	Water	350.1	
660-72864-1 MS	MW-12	Total/NA	Water	350.1	
660-72864-1 MSD	MW-12	Total/NA	Water	350.1	
660-72864-2	MW-11	Total/NA	Water	350.1	
660-72864-2 DU	MW-11	Total/NA	Water	350.1	
LCS 680-427354/1	Lab Control Sample	Total/NA	Water	350.1	
LCSD 680-427354/13	Lab Control Sample Dup	Total/NA	Water	350.1	

General Chemistry (Continued)

Analysis Batch: 427354 (Continued)

Lab Sample ID	Client Sample ID	Prep Type	Matrix	Method	Prep Batch
MB 680-427354/2	Method Blank	Total/NA	Water	350.1	

Field Service / Mobile Lab

Analysis Batch: 167930

Lab Sample ID	Client Sample ID	Prep Type	Matrix	Method	Prep Batch
660-72778-1	MW-10	Total/NA	Water	Field Sampling	
660-72778-2	MW-21	Total/NA	Water	Field Sampling	
660-72778-3	MW-3	Total/NA	Water	Field Sampling	
660-72778-4	MW-20	Total/NA	Water	Field Sampling	
660-72784-1	MW-6	Total/NA	Water	Field Sampling	
660-72820-1	MW-7	Total/NA	Water	Field Sampling	
660-72820-3	MW-17	Total/NA	Water	Field Sampling	
660-72820-4	MW-15	Total/NA	Water	Field Sampling	
660-72820-5	MW-14	Total/NA	Water	Field Sampling	
660-72820-6	MW-13	Total/NA	Water	Field Sampling	

Analysis Batch: 168108

Lab Sample ID	Client Sample ID	Prep Type	Matrix	Method	Prep Batch
660-72854-1	MW-18	Total/NA	Water	Field Sampling	
660-72854-2	MW-19	Total/NA	Water	Field Sampling	
660-72864-1	MW-12	Total/NA	Water	Field Sampling	
660-72864-2	MW-11	Total/NA	Water	Field Sampling	

Lab Chronicle

Client: Jones Edmunds and Associates, Inc.
Project/Site: Citrus County Landfill

TestAmerica Job ID: 660-72778-1

Client Sample ID: MW-10

Lab Sample ID: 660-72778-1
Matrix: Water
Date Collected: 03/22/16 10:40
Date Received: 03/23/16 10:05

Prep Type	Batch Type	Batch Method	Run	Dil Factor	Initial Amount	Final Amount	Batch Number	Prepared or Analyzed	Analyst	Lab
Total/NA	Analysis	8260B		1	5 mL	5 mL	167818	03/24/16 13:05	ECC	TAL TAM
Total/NA	Prep	8011			35.8 mL	2 mL	426469	03/24/16 11:40	LBH	TAL SAV
Total/NA	Analysis	8011		1	35.8 mL	2 mL	426502	03/24/16 16:30	LBH	TAL SAV
Total/NA	Analysis	300.0		1	5 mL	5 mL	427939	04/06/16 03:01	JRJ	TAL SAV
Dissolved	Prep	3005A			50 mL	250 mL	427309	03/31/16 08:08	CRW	TAL SAV
Dissolved	Analysis	6020		1	50 mL	250 mL	427560	03/31/16 22:26	BJB	TAL SAV
Total Recoverable	Prep	3005A			50 mL	250 mL	427309	03/31/16 08:08	CRW	TAL SAV
Total Recoverable	Analysis	6020		1	50 mL	250 mL	427560	03/31/16 22:19	BJB	TAL SAV
Dissolved	Prep	7470A			50 mL	50 mL	427027	03/29/16 12:38	JKL	TAL SAV
Dissolved	Analysis	7470A		1	50 mL	50 mL	427228	03/30/16 10:58	JKL	TAL SAV
Total/NA	Prep	7470A			50 mL	50 mL	427027	03/29/16 12:38	JKL	TAL SAV
Total/NA	Analysis	7470A		1	50 mL	50 mL	427228	03/30/16 10:39	JKL	TAL SAV
Total/NA	Analysis	350.1		1	2 mL	2 mL	427069	03/25/16 15:52	JME	TAL SAV
Total/NA	Analysis	353.2		1	10 mL	10 mL	167784	03/23/16 15:21	ELE	TAL TAM
Total/NA	Analysis	SM 2540C		1	50 mL	50 mL	167888	03/25/16 17:17	GH1	TAL TAM
Total/NA	Analysis	Field Sampling		1			167930	03/22/16 10:40	FS	TAL TAM

Client Sample ID: MW-21

Lab Sample ID: 660-72778-2
Matrix: Water
Date Collected: 03/22/16 12:05
Date Received: 03/23/16 10:05

Prep Type	Batch Type	Batch Method	Run	Dil Factor	Initial Amount	Final Amount	Batch Number	Prepared or Analyzed	Analyst	Lab
Total/NA	Analysis	8260B		1	5 mL	5 mL	167818	03/24/16 13:42	ECC	TAL TAM
Total/NA	Prep	8011			36 mL	2 mL	426469	03/24/16 11:40	LBH	TAL SAV
Total/NA	Analysis	8011		1	36 mL	2 mL	426502	03/24/16 16:20	LBH	TAL SAV
Total/NA	Analysis	300.0		1	5 mL	5 mL	427939	04/06/16 03:19	JRJ	TAL SAV
Dissolved	Prep	3005A			50 mL	250 mL	427309	03/31/16 08:08	CRW	TAL SAV
Dissolved	Analysis	6020		1	50 mL	250 mL	427560	03/31/16 22:40	BJB	TAL SAV
Total Recoverable	Prep	3005A			50 mL	250 mL	427309	03/31/16 08:08	CRW	TAL SAV
Total Recoverable	Analysis	6020		1	50 mL	250 mL	427560	03/31/16 22:33	BJB	TAL SAV
Dissolved	Prep	7470A			50 mL	50 mL	427027	03/29/16 12:38	JKL	TAL SAV
Dissolved	Analysis	7470A		1	50 mL	50 mL	427228	03/30/16 11:01	JKL	TAL SAV
Total/NA	Prep	7470A			50 mL	50 mL	427027	03/29/16 12:38	JKL	TAL SAV
Total/NA	Analysis	7470A		1	50 mL	50 mL	427228	03/30/16 10:42	JKL	TAL SAV
Total/NA	Analysis	350.1		1	2 mL	2 mL	427069	03/25/16 14:18	JME	TAL SAV
Total/NA	Analysis	353.2		1	10 mL	10 mL	167784	03/23/16 15:25	ELE	TAL TAM
Total/NA	Analysis	SM 2540C		1	50 mL	50 mL	167843	03/24/16 15:06	GH1	TAL TAM
Total/NA	Analysis	Field Sampling		1			167930	03/22/16 12:05	FS	TAL TAM

Lab Chronicle

Client: Jones Edmunds and Associates, Inc.
Project/Site: Citrus County Landfill

TestAmerica Job ID: 660-72778-1

Client Sample ID: MW-3

Lab Sample ID: 660-72778-3
Date Collected: 03/22/16 13:50
Matrix: Water
Date Received: 03/23/16 10:05

Prep Type	Batch Type	Batch Method	Run	Dil Factor	Initial Amount	Final Amount	Batch Number	Prepared or Analyzed	Analyst	Lab
Total/NA	Analysis	8260B		1	5 mL	5 mL	167818	03/24/16 14:01	ECC	TAL TAM
Total/NA	Prep	8011			36.5 mL	2 mL	426469	03/24/16 11:40	LBH	TAL SAV
Total/NA	Analysis	8011		1	36.5 mL	2 mL	426502	03/24/16 16:10	LBH	TAL SAV
Total/NA	Analysis	300.0		1	5 mL	5 mL	427939	04/06/16 04:11	JRJ	TAL SAV
Total Recoverable	Prep	3005A			50 mL	250 mL	427309	03/31/16 08:08	CRW	TAL SAV
Total Recoverable	Analysis	6020		1	50 mL	250 mL	427560	03/31/16 22:48	BJB	TAL SAV
Total/NA	Prep	7470A			50 mL	50 mL	427027	03/29/16 12:38	JKL	TAL SAV
Total/NA	Analysis	7470A		1	50 mL	50 mL	427228	03/30/16 10:51	JKL	TAL SAV
Total/NA	Analysis	350.1		1	2 mL	2 mL	427069	03/25/16 14:18	JME	TAL SAV
Total/NA	Analysis	353.2	DL2	5	10 mL	10 mL	167784	03/23/16 15:56	ELE	TAL TAM
Total/NA	Analysis	SM 2540C		1	50 mL	50 mL	167843	03/24/16 15:06	GH1	TAL TAM
Total/NA	Analysis	Field Sampling		1			167930	03/22/16 13:50	FS	TAL TAM

Client Sample ID: MW-20

Lab Sample ID: 660-72778-4
Date Collected: 03/22/16 14:56
Matrix: Water
Date Received: 03/23/16 10:05

Prep Type	Batch Type	Batch Method	Run	Dil Factor	Initial Amount	Final Amount	Batch Number	Prepared or Analyzed	Analyst	Lab
Total/NA	Analysis	8260B		1	5 mL	5 mL	167818	03/24/16 14:19	ECC	TAL TAM
Total/NA	Prep	8011			35.5 mL	2 mL	426469	03/24/16 11:40	LBH	TAL SAV
Total/NA	Analysis	8011		1	35.5 mL	2 mL	426502	03/24/16 16:00	LBH	TAL SAV
Total/NA	Analysis	300.0		1	5 mL	5 mL	427939	04/06/16 04:29	JRJ	TAL SAV
Total Recoverable	Prep	3005A			50 mL	250 mL	427309	03/31/16 08:08	CRW	TAL SAV
Total Recoverable	Analysis	6020		1	50 mL	250 mL	427560	03/31/16 22:55	BJB	TAL SAV
Total/NA	Prep	7470A			50 mL	50 mL	427027	03/29/16 12:38	JKL	TAL SAV
Total/NA	Analysis	7470A		1	50 mL	50 mL	427228	03/30/16 10:54	JKL	TAL SAV
Total/NA	Analysis	350.1		1	2 mL	2 mL	427069	03/25/16 14:09	JME	TAL SAV
Total/NA	Analysis	353.2		1	10 mL	10 mL	167784	03/23/16 15:34	ELE	TAL TAM
Total/NA	Analysis	SM 2540C		1	50 mL	50 mL	167843	03/24/16 15:06	GH1	TAL TAM
Total/NA	Analysis	Field Sampling		1			167930	03/22/16 14:56	FS	TAL TAM

Client Sample ID: TB - 032216 Blank 72778

Lab Sample ID: 660-72778-5
Date Collected: 03/22/16 00:00
Matrix: Water
Date Received: 03/23/16 10:05

Prep Type	Batch Type	Batch Method	Run	Dil Factor	Initial Amount	Final Amount	Batch Number	Prepared or Analyzed	Analyst	Lab
Total/NA	Analysis	8260B		1	5 mL	5 mL	167818	03/24/16 12:47	ECC	TAL TAM

Lab Chronicle

Client: Jones Edmunds and Associates, Inc.
Project/Site: Citrus County Landfill

TestAmerica Job ID: 660-72778-1

Client Sample ID: MW-6

Lab Sample ID: 660-72784-1
Date Collected: 03/22/16 15:48
Matrix: Water
Date Received: 03/23/16 10:05

Prep Type	Batch Type	Batch Method	Run	Dil Factor	Initial Amount	Final Amount	Batch Number	Prepared or Analyzed	Analyst	Lab
Total/NA	Analysis	524.2		1	5 mL	5 mL	426566	03/25/16 06:42	JLK	TAL SAV
Total/NA	Analysis	300.0		10	5 mL	5 mL	427939	04/06/16 04:46	JRJ	TAL SAV
Total Recoverable	Prep	3005A			50 mL	250 mL	427309	03/31/16 08:08	CRW	TAL SAV
Total Recoverable	Analysis	6020		1	50 mL	250 mL	427560	03/31/16 21:57	BJB	TAL SAV
Total/NA	Analysis	SM 2540C		1	50 mL	50 mL	167843	03/24/16 15:06	GH1	TAL TAM
Total/NA	Analysis	Field Sampling		1			167930	03/22/16 15:48	FS	TAL TAM

Client Sample ID: TB - 72784 Blank

Lab Sample ID: 660-72784-2
Date Collected: 03/22/16 00:00
Matrix: Water
Date Received: 03/23/16 10:05

Prep Type	Batch Type	Batch Method	Run	Dil Factor	Initial Amount	Final Amount	Batch Number	Prepared or Analyzed	Analyst	Lab
Total/NA	Analysis	524.2		1	5 mL	5 mL	426566	03/25/16 00:18	JLK	TAL SAV

Client Sample ID: MW-7

Lab Sample ID: 660-72820-1
Date Collected: 03/23/16 08:48
Matrix: Water
Date Received: 03/24/16 09:05

Prep Type	Batch Type	Batch Method	Run	Dil Factor	Initial Amount	Final Amount	Batch Number	Prepared or Analyzed	Analyst	Lab
Total/NA	Analysis	8260B		1	5 mL	5 mL	167900	03/28/16 09:05	ECC	TAL TAM
Total/NA	Prep	8011			36.5 mL	2 mL	426887	03/28/16 12:11	LBH	TAL SAV
Total/NA	Analysis	8011		1	36.5 mL	2 mL	426894	03/28/16 16:03	LBH	TAL SAV
Total/NA	Analysis	300.0		1	5 mL	5 mL	427938	04/05/16 16:35	JRJ	TAL SAV
Total Recoverable	Prep	3005A			50 mL	250 mL	427514	04/01/16 08:53	CRW	TAL SAV
Total Recoverable	Analysis	6020		1	50 mL	250 mL	427782	04/02/16 00:30	BJB	TAL SAV
Total/NA	Prep	7470A			50 mL	50 mL	427027	03/29/16 12:38	JKL	TAL SAV
Total/NA	Analysis	7470A		1	50 mL	50 mL	427228	03/30/16 11:04	JKL	TAL SAV
Total/NA	Analysis	350.1		1	2 mL	2 mL	427071	03/25/16 15:05	JME	TAL SAV
Total/NA	Analysis	353.2		1	10 mL	10 mL	167868	03/24/16 16:22	ELE	TAL TAM
Total/NA	Analysis	SM 2540C		1	50 mL	50 mL	167888	03/25/16 17:17	GH1	TAL TAM
Total/NA	Analysis	Field Sampling		1			167930	03/23/16 08:48	FS	TAL TAM

Client Sample ID: Field Blank - 032316 72820

Lab Sample ID: 660-72820-2
Date Collected: 03/23/16 10:53
Matrix: Water
Date Received: 03/24/16 09:05

Prep Type	Batch Type	Batch Method	Run	Dil Factor	Initial Amount	Final Amount	Batch Number	Prepared or Analyzed	Analyst	Lab
Total/NA	Analysis	8260B		1	5 mL	5 mL	167900	03/28/16 10:54	ECC	TAL TAM
Total/NA	Prep	8011			36.2 mL	2 mL	426887	03/28/16 12:11	LBH	TAL SAV
Total/NA	Analysis	8011		1	36.2 mL	2 mL	426894	03/28/16 15:14	LBH	TAL SAV
Total/NA	Analysis	300.0		1	5 mL	5 mL	427938	04/05/16 16:52	JRJ	TAL SAV
Total Recoverable	Prep	3005A			50 mL	250 mL	427514	04/01/16 08:53	CRW	TAL SAV

Lab Chronicle

Client: Jones Edmunds and Associates, Inc.
Project/Site: Citrus County Landfill

TestAmerica Job ID: 660-72778-1

Client Sample ID: Field Blank - 032316 72820

Lab Sample ID: 660-72820-2
Date Collected: 03/23/16 10:53
Matrix: Water
Date Received: 03/24/16 09:05

Prep Type	Batch Type	Batch Method	Run	Dil Factor	Initial Amount	Final Amount	Batch Number	Prepared or Analyzed	Analyst	Lab
Total Recoverable	Analysis	6020		1	50 mL	250 mL	427782	04/02/16 00:46	BJB	TAL SAV
Total/NA	Prep	7470A			50 mL	50 mL	427027	03/29/16 12:38	JKL	TAL SAV
Total/NA	Analysis	7470A		1	50 mL	50 mL	427228	03/30/16 11:07	JKL	TAL SAV
Total/NA	Analysis	350.1		1	2 mL	2 mL	427071	03/25/16 15:15	JME	TAL SAV
Total/NA	Analysis	353.2		1	10 mL	10 mL	167868	03/24/16 16:24	ELE	TAL TAM
Total/NA	Analysis	SM 2540C		1	50 mL	50 mL	167888	03/25/16 17:17	GH1	TAL TAM

Client Sample ID: MW-17

Lab Sample ID: 660-72820-3
Date Collected: 03/23/16 12:44
Matrix: Water
Date Received: 03/24/16 09:05

Prep Type	Batch Type	Batch Method	Run	Dil Factor	Initial Amount	Final Amount	Batch Number	Prepared or Analyzed	Analyst	Lab
Total/NA	Analysis	8260B		1	5 mL	5 mL	167900	03/28/16 09:22	ECC	TAL TAM
Total/NA	Prep	8011			36.2 mL	2 mL	426887	03/28/16 12:11	LBH	TAL SAV
Total/NA	Analysis	8011		1	36.2 mL	2 mL	426894	03/28/16 16:23	LBH	TAL SAV
Total/NA	Analysis	300.0		1	5 mL	5 mL	427938	04/05/16 17:27	JRJ	TAL SAV
Total Recoverable	Prep	3005A			50 mL	250 mL	427514	04/01/16 08:53	CRW	TAL SAV
Total Recoverable	Analysis	6020		1	50 mL	250 mL	427782	04/02/16 00:51	BJB	TAL SAV
Total/NA	Prep	7470A			50 mL	50 mL	427027	03/29/16 12:38	JKL	TAL SAV
Total/NA	Analysis	7470A		1	50 mL	50 mL	427228	03/30/16 11:10	JKL	TAL SAV
Total/NA	Analysis	350.1		1	2 mL	2 mL	427071	03/25/16 15:23	JME	TAL SAV
Total/NA	Analysis	353.2		1	10 mL	10 mL	167868	03/24/16 16:25	ELE	TAL TAM
Total/NA	Analysis	SM 2540C		1	50 mL	50 mL	167888	03/25/16 17:17	GH1	TAL TAM
Total/NA	Analysis	Field Sampling		1			167930	03/23/16 12:44	FS	TAL TAM

Client Sample ID: MW-15

Lab Sample ID: 660-72820-4
Date Collected: 03/23/16 13:48
Matrix: Water
Date Received: 03/24/16 09:05

Prep Type	Batch Type	Batch Method	Run	Dil Factor	Initial Amount	Final Amount	Batch Number	Prepared or Analyzed	Analyst	Lab
Total/NA	Analysis	8260B		1	5 mL	5 mL	167900	03/28/16 11:11	ECC	TAL TAM
Total/NA	Prep	8011			35.8 mL	2 mL	426887	03/28/16 12:11	LBH	TAL SAV
Total/NA	Analysis	8011		1	35.8 mL	2 mL	426894	03/28/16 15:54	LBH	TAL SAV
Total/NA	Analysis	300.0		1	5 mL	5 mL	427938	04/05/16 17:44	JRJ	TAL SAV
Total Recoverable	Prep	3005A			50 mL	250 mL	427514	04/01/16 08:53	CRW	TAL SAV
Total Recoverable	Analysis	6020		1	50 mL	250 mL	427782	04/02/16 00:56	BJB	TAL SAV
Total/NA	Prep	7470A			50 mL	50 mL	427027	03/29/16 12:38	JKL	TAL SAV
Total/NA	Analysis	7470A		1	50 mL	50 mL	427228	03/30/16 11:13	JKL	TAL SAV
Total/NA	Analysis	350.1		1	2 mL	2 mL	427071	03/25/16 15:23	JME	TAL SAV
Total/NA	Analysis	353.2		1	10 mL	10 mL	167868	03/24/16 16:26	ELE	TAL TAM
Total/NA	Analysis	SM 2540C		1	50 mL	50 mL	167888	03/25/16 17:17	GH1	TAL TAM
Total/NA	Analysis	Field Sampling		1			167930	03/23/16 13:48	FS	TAL TAM

Lab Chronicle

Client: Jones Edmunds and Associates, Inc.
Project/Site: Citrus County Landfill

TestAmerica Job ID: 660-72778-1

Client Sample ID: MW-14

Lab Sample ID: 660-72820-5
Date Collected: 03/23/16 14:27
Matrix: Water
Date Received: 03/24/16 09:05

Prep Type	Batch Type	Batch Method	Run	Dil Factor	Initial Amount	Final Amount	Batch Number	Prepared or Analyzed	Analyst	Lab
Total/NA	Analysis	8260B		1	5 mL	5 mL	167900	03/28/16 11:29	ECC	TAL TAM
Total/NA	Prep	8011			36.6 mL	2 mL	426887	03/28/16 12:11	LBH	TAL SAV
Total/NA	Analysis	8011		1	36.6 mL	2 mL	426894	03/28/16 16:13	LBH	TAL SAV
Total/NA	Analysis	300.0		1	5 mL	5 mL	427938	04/05/16 18:37	JRJ	TAL SAV
Total Recoverable	Prep	3005A			50 mL	250 mL	427514	04/01/16 08:53	CRW	TAL SAV
Total Recoverable	Analysis	6020		1	50 mL	250 mL	427782	04/02/16 01:01	BJB	TAL SAV
Total/NA	Prep	7470A			50 mL	50 mL	427027	03/29/16 12:38	JKL	TAL SAV
Total/NA	Analysis	7470A		1	50 mL	50 mL	427228	03/30/16 11:16	JKL	TAL SAV
Total/NA	Analysis	350.1		1	2 mL	2 mL	427071	03/25/16 15:23	JME	TAL SAV
Total/NA	Analysis	353.2		1	10 mL	10 mL	167868	03/24/16 16:33	ELE	TAL TAM
Total/NA	Analysis	SM 2540C		1	50 mL	50 mL	167888	03/25/16 17:17	GH1	TAL TAM
Total/NA	Analysis	Field Sampling		1			167930	03/23/16 14:27	FS	TAL TAM

Client Sample ID: MW-13

Lab Sample ID: 660-72820-6
Date Collected: 03/23/16 15:27
Matrix: Water
Date Received: 03/24/16 09:05

Prep Type	Batch Type	Batch Method	Run	Dil Factor	Initial Amount	Final Amount	Batch Number	Prepared or Analyzed	Analyst	Lab
Total/NA	Analysis	8260B		1	5 mL	5 mL	167900	03/28/16 11:47	ECC	TAL TAM
Total/NA	Prep	8011			35.3 mL	2 mL	426887	03/28/16 12:11	LBH	TAL SAV
Total/NA	Analysis	8011		1	35.3 mL	2 mL	426894	03/28/16 15:44	LBH	TAL SAV
Total/NA	Analysis	300.0		1	5 mL	5 mL	427938	04/05/16 18:54	JRJ	TAL SAV
Total Recoverable	Prep	3005A			50 mL	250 mL	427514	04/01/16 08:53	CRW	TAL SAV
Total Recoverable	Analysis	6020		1	50 mL	250 mL	427782	04/02/16 01:06	BJB	TAL SAV
Total/NA	Prep	7470A			50 mL	50 mL	427027	03/29/16 12:38	JKL	TAL SAV
Total/NA	Analysis	7470A		1	50 mL	50 mL	427228	03/30/16 11:19	JKL	TAL SAV
Total/NA	Analysis	350.1		1	2 mL	2 mL	427071	03/25/16 15:59	JME	TAL SAV
Total/NA	Analysis	353.2		1	10 mL	10 mL	167868	03/24/16 16:34	ELE	TAL TAM
Total/NA	Analysis	SM 2540C		1	50 mL	50 mL	167888	03/25/16 17:17	GH1	TAL TAM
Total/NA	Analysis	Field Sampling		1			167930	03/23/16 15:27	FS	TAL TAM

Client Sample ID: TB - 032316 Blank 72820

Lab Sample ID: 660-72820-7
Date Collected: 03/23/16 00:00
Matrix: Water
Date Received: 03/24/16 09:05

Prep Type	Batch Type	Batch Method	Run	Dil Factor	Initial Amount	Final Amount	Batch Number	Prepared or Analyzed	Analyst	Lab
Total/NA	Analysis	8260B		1	5 mL	5 mL	167900	03/28/16 10:36	ECC	TAL TAM

Lab Chronicle

Client: Jones Edmunds and Associates, Inc.
Project/Site: Citrus County Landfill

TestAmerica Job ID: 660-72778-1

Client Sample ID: MW-18

Lab Sample ID: 660-72854-1
Date Collected: 03/23/16 10:20
Matrix: Water
Date Received: 03/24/16 09:00

Prep Type	Batch Type	Batch Method	Run	Dil Factor	Initial Amount	Final Amount	Batch Number	Prepared or Analyzed	Analyst	Lab
Total/NA	Analysis	8260B		1	5 mL	5 mL	168122	04/02/16 20:17	ECC	TAL TAM
Total/NA	Analysis	Field Sampling		1			168108	03/23/16 10:20	FS	TAL TAM

Client Sample ID: MW-19

Lab Sample ID: 660-72854-2
Date Collected: 03/23/16 11:28
Matrix: Water
Date Received: 03/24/16 09:00

Prep Type	Batch Type	Batch Method	Run	Dil Factor	Initial Amount	Final Amount	Batch Number	Prepared or Analyzed	Analyst	Lab
Total/NA	Analysis	8260B		1	5 mL	5 mL	168122	04/02/16 20:35	ECC	TAL TAM
Total/NA	Analysis	Field Sampling		1			168108	03/23/16 11:28	FS	TAL TAM

Client Sample ID: MW-12

Lab Sample ID: 660-72864-1
Date Collected: 03/24/16 08:20
Matrix: Water
Date Received: 03/25/16 08:40

Prep Type	Batch Type	Batch Method	Run	Dil Factor	Initial Amount	Final Amount	Batch Number	Prepared or Analyzed	Analyst	Lab
Total/NA	Analysis	8260B		1	5 mL	5 mL	167900	03/28/16 12:05	ECC	TAL TAM
Total/NA	Prep	8011			35.2 mL	2 mL	427410	03/31/16 12:23	LBH	TAL SAV
Total/NA	Analysis	8011		1	35.2 mL	2 mL	427415	03/31/16 14:46	LBH	TAL SAV
Total/NA	Analysis	300.0		1	5 mL	5 mL	427941	04/05/16 13:23	JRJ	TAL SAV
Total Recoverable	Prep	3005A			50 mL	250 mL	427514	04/01/16 08:53	CRW	TAL SAV
Total Recoverable	Analysis	6020		1	50 mL	250 mL	427782	04/02/16 02:02	BJB	TAL SAV
Total/NA	Prep	7470A			50 mL	50 mL	427027	03/29/16 12:38	JKL	TAL SAV
Total/NA	Analysis	7470A		1	50 mL	50 mL	427228	03/30/16 11:28	JKL	TAL SAV
Total/NA	Analysis	350.1		1	2 mL	2 mL	427354	03/30/16 17:05	JME	TAL SAV
Total/NA	Analysis	353.2		1	10 mL	10 mL	167887	03/25/16 12:35	ELE	TAL TAM
Total/NA	Analysis	SM 2540C		1	50 mL	50 mL	167946	03/28/16 15:37	SC1	TAL TAM
Total/NA	Analysis	Field Sampling		1			168108	03/24/16 08:20	FS	TAL TAM

Client Sample ID: MW-11

Lab Sample ID: 660-72864-2
Date Collected: 03/24/16 09:02
Matrix: Water
Date Received: 03/25/16 08:40

Prep Type	Batch Type	Batch Method	Run	Dil Factor	Initial Amount	Final Amount	Batch Number	Prepared or Analyzed	Analyst	Lab
Total/NA	Analysis	8260B		1	5 mL	5 mL	167900	03/28/16 12:22	ECC	TAL TAM
Total/NA	Prep	8011			36 mL	2 mL	427410	03/31/16 12:23	LBH	TAL SAV
Total/NA	Analysis	8011		1	36 mL	2 mL	427415	03/31/16 14:56	LBH	TAL SAV
Total/NA	Analysis	300.0		1	5 mL	5 mL	427941	04/05/16 13:41	JRJ	TAL SAV
Total Recoverable	Prep	3005A			50 mL	250 mL	427514	04/01/16 08:53	CRW	TAL SAV
Total Recoverable	Analysis	6020		1	50 mL	250 mL	427782	04/02/16 02:07	BJB	TAL SAV
Total/NA	Prep	7470A			50 mL	50 mL	427027	03/29/16 12:38	JKL	TAL SAV
Total/NA	Analysis	7470A		1	50 mL	50 mL	427228	03/30/16 11:31	JKL	TAL SAV

Lab Chronicle

Client: Jones Edmunds and Associates, Inc.
Project/Site: Citrus County Landfill

TestAmerica Job ID: 660-72778-1

Client Sample ID: MW-11

Date Collected: 03/24/16 09:02
Date Received: 03/25/16 08:40

Lab Sample ID: 660-72864-2

Matrix: Water

Prep Type	Batch Type	Batch Method	Run	Dil Factor	Initial Amount	Final Amount	Batch Number	Prepared or Analyzed	Analyst	Lab
Total/NA	Analysis	350.1		1	2 mL	2 mL	427354	03/30/16 17:05	JME	TAL SAV
Total/NA	Analysis	353.2		1	10 mL	10 mL	167887	03/25/16 12:45	ELE	TAL TAM
Total/NA	Analysis	SM 2540C		1	50 mL	50 mL	167946	03/28/16 15:37	SC1	TAL TAM
Total/NA	Analysis	Field Sampling		1			168108	03/24/16 09:02	FS	TAL TAM

Laboratory References:

TAL SAV = TestAmerica Savannah, 5102 LaRoche Avenue, Savannah, GA 31404, TEL (912)354-7858

TAL TAM = TestAmerica Tampa, 6712 Benjamin Road, Suite 100, Tampa, FL 33634, TEL (813)885-7427

Method Summary

Client: Jones Edmunds and Associates, Inc.
Project/Site: Citrus County Landfill

TestAmerica Job ID: 660-72778-1

Method	Method Description	Protocol	Laboratory
524.2	Total Trihalomethane Calculation	EPA-DW	TAL SAV
8260B	Volatile Organic Compounds (GC/MS)	SW846	TAL TAM
8011	EDB, DBCP, and 1,2,3-TCP (GC)	SW846	TAL SAV
300.0	Anions, Ion Chromatography	MCAWW	TAL SAV
6020	Metals (ICP/MS)	SW846	TAL SAV
7470A	Mercury (CVAA)	SW846	TAL SAV
350.1	Nitrogen, Ammonia	MCAWW	TAL SAV
353.2	Nitrogen, Nitrate-Nitrite	MCAWW	TAL TAM
SM 2540C	Solids, Total Dissolved (TDS)	SM	TAL TAM
Field Sampling	Field Sampling	EPA	TAL TAM

Protocol References:

EPA = US Environmental Protection Agency
EPA-DW = "Methods For The Determination Of Organic Compounds In Drinking Water", EPA/600/4-88/039, December 1988 And Its Supplements.
MCAWW = "Methods For Chemical Analysis Of Water And Wastes", EPA-600/4-79-020, March 1983 And Subsequent Revisions.
SM = "Standard Methods For The Examination Of Water And Wastewater",
SW846 = "Test Methods For Evaluating Solid Waste, Physical/Chemical Methods", Third Edition, November 1986 And Its Updates.

Laboratory References:

TAL SAV = TestAmerica Savannah, 5102 LaRoche Avenue, Savannah, GA 31404, TEL (912)354-7858
TAL TAM = TestAmerica Tampa, 6712 Benjamin Road, Suite 100, Tampa, FL 33634, TEL (813)885-7427

Certification Summary

Client: Jones Edmunds and Associates, Inc.
Project/Site: Citrus County Landfill

TestAmerica Job ID: 660-72778-1

Laboratory: TestAmerica Tampa

The certifications listed below are applicable to this report.

Authority	Program	EPA Region	Certification ID	Expiration Date
Florida	NELAP	4	E84282	06-30-16

Laboratory: TestAmerica Savannah

All certifications held by this laboratory are listed. Not all certifications are applicable to this report.

Authority	Program	EPA Region	Certification ID	Expiration Date
	AFCEE		SAVLAB	
A2LA	DoD ELAP		399.01	02-28-17
A2LA	ISO/IEC 17025		399.01	02-28-17
Alabama	State Program	4	41450	06-30-16
Alaska (UST)	State Program	10	UST-104	11-05-16
Arkansas DEQ	State Program	6	88-0692	01-31-17
California	State Program	9	2939	07-31-16
Colorado	State Program	8	N/A	12-31-16
Connecticut	State Program	1	PH-0161	03-31-17
Florida	NELAP	4	E87052	06-30-16
GA Dept. of Agriculture	State Program	4	N/A	06-12-17
Georgia	State Program	4	803	06-30-16
Guam	State Program	9	15-005r	04-16-16 *
Hawaii	State Program	9	N/A	06-30-16
Illinois	NELAP	5	200022	11-30-16
Indiana	State Program	5	N/A	06-30-16
Iowa	State Program	7	353	06-30-17
Kentucky (DW)	State Program	4	90084	12-31-16
Kentucky (UST)	State Program	4	18	06-30-16
Kentucky (WW)	State Program	4	90084	12-31-16
Louisiana	NELAP	6	30690	06-30-16
Louisiana (DW)	NELAP	6	LA160019	12-31-16
Maine	State Program	1	GA00006	09-24-16
Maryland	State Program	3	250	12-31-16
Massachusetts	State Program	1	M-GA006	06-30-16
Michigan	State Program	5	9925	06-30-16
Mississippi	State Program	4	N/A	06-30-16
Nebraska	State Program	7	TestAmerica-Savannah	06-30-16
New Jersey	NELAP	2	GA769	06-30-16
New Mexico	State Program	6	N/A	06-30-16
New York	NELAP	2	10842	03-31-17
North Carolina (DW)	State Program	4	13701	07-31-16
North Carolina (WW/SW)	State Program	4	269	12-31-16
Oklahoma	State Program	6	9984	08-31-16
Pennsylvania	NELAP	3	68-00474	06-30-16
Puerto Rico	State Program	2	GA00006	12-31-16
South Carolina	State Program	4	98001	06-30-16
Tennessee	State Program	4	TN02961	06-30-16
Texas	NELAP	6	T104704185-14-7	11-30-16
USDA	Federal		SAV 3-04	06-11-17
Virginia	NELAP	3	460161	06-14-16
Washington	State Program	10	C805	06-10-16
West Virginia (DW)	State Program	3	9950C	12-31-16
West Virginia DEP	State Program	3	094	06-30-16

* Certification renewal pending - certification considered valid.

Certification Summary

Client: Jones Edmunds and Associates, Inc.
Project/Site: Citrus County Landfill

TestAmerica Job ID: 660-72778-1

Laboratory: TestAmerica Savannah (Continued)

All certifications held by this laboratory are listed. Not all certifications are applicable to this report.

Authority	Program	EPA Region	Certification ID	Expiration Date
Wisconsin	State Program	5	999819810	08-31-16
Wyoming	State Program	8	8TMS-L	06-30-16

TestAmerica Tampa
6712 Benjamin Road Suite 100
Tampa, FL 33634
Phone (813) 885-7427 Fax (813) 885-7049

Chain of Custody Record

TESTAMERICA
THE LEADER IN ENVIRONMENTAL TESTING

Client Information	Sampler: Shawn Nirstery	Lab PM: Hornsby, Jess	Carrier Tracking No(s):	COC No: 660-68137-21711.2
Client Contact: Michelle Hays	Phone: 407-399-3348	E-Mail: jess.hornsby@testamericainc.com		Page: Page 2 of 2
Company: Jones Edmunds and Associates, Inc.				Job #:
Address: 730 NE Waldo Road	Due Date Requested:			
City: Gainesville	TAT Requested (days):			
State, Zip: FL, 32641-5699				
Phone: 352-377-5821(Tel)	PO #: Purchase Order Requested			
Email: mhays@jonesedmunds.com	WO #: 71138-94426-GROUNDWATER			
Project Name: Citrus County Landfill Semi-Annual	Project #: 66009982			
Site:	SSOW#:			

Analysis Requested

Preservation Codes:
A - HCL, B - NaOH, C - Zn Acetate, D - Nitric Acid, E - NaHSO4, F - MeOH, G - Amchlor, H - Ascorbic Acid, I - Ice, J - DI Water, K - EDTA, L - EDA, M - Hexane, N - None, O - AsNaO2, P - Na2O4S, Q - Na2SO3, R - Na2S2O3, S - H2SO4, T - TSP Dodecahydrate, U - Acetone, V - MCAA, W - ph 4-5, Z - other (specify)
Other:

Sample Identification	Sample Date	Sample Time	Sample Type (C=comp, G=grab)	Matrix (W=water, S=solid, O=wasteoil, BT=Tissue, A=Air)	Field Filtered Sample (Yes or No)	Perform MS/MSD (Yes or No)	FieldSampling - Field Parameters	2540C - Total Dissolved Solids	6020, 7470A	350.1 - Ammonia	300_ORGFM_28D - Chloride	353.2 - Nitrate	8011 - Appendix 1	8260B - Appendix I Compounds	Total Number of containers	Special Instructions/Note:
			Preservation Code:				N	N	D	S	N	N	A	N		
MW-10	3-22-16	1040	G	Water			X	X	X	X	X	X	X	X		
MW-21	↓	1205	↓				X	X	X	X	X	X	X	X		
MW-3	↓	1350	↓				X	X	X	X	X	X	X	X		
MW-20	↓	1456	↓				X	X	X	X	X	X	X	X		

Loc: 660
72778

660-72778 Chain of Custody

Possible Hazard Identification
☐ Non-Hazard ☐ Flammable ☐ Skin Irritant ☐ Poison B ☐ Unknown ☐ Radiological

Sample Disposal (A fee may be assessed if samples are retained longer than 1 month)
☐ Return To Client ☐ Disposal By Lab ☐ Archive For _____ Months

Deliverable Requested: I, II, III, IV, Other (specify)

Special Instructions/QC Requirements:

Empty Kit Relinquished by:	Date:	Time:	Method of Shipment:			
Relinquished by: [signature]	Date/Time: 3-22-16 1620	Company: THOR	Received by: [signature]	Date/Time: 3/23/16 1005	Company: TA TPA	
Relinquished by:	Date/Time:	Company	Received by:	Date/Time:	Company	
Relinquished by:	Date/Time:	Company	Received by:	Date/Time:	Company	
Custody Seals Intact: Yes No	Custody Seal No.:		Cooler Temperature(s) °C and Other Remarks: 1.8/1.5			

TestAmerica Tampa
6712 Benjamin Road Suite 100
Tampa, FL 33634
Phone (813) 885-7427 Fax (813) 885-7049

Chain of Custody Record

TestAmerica

Client Information	Sampler: Shawn Victory	Lab PM: Hornsby, Jess	Carrier Tracking No(s):	COC No: 660-68136-21710.1
Client Contact: Michelle Hays	Phone: 407-399-3348	E-Mail: jess.hornsby@testamericainc.com		Page: Page 1 of 1
Company: Jones Edmunds and Associates, Inc.				Job #
Address: 730 NE Waldo Road	Due Date Requested:			
City: Gainesville	TAT Requested (days):			
State, Zip: FL, 32641-5699				
Phone: 352-377-5821(Tel)	PO #: Purchase Order Requested			
Email: mhays@jonesedmunds.com	WO #: 71138-94426-GROUNDWATER			
Project Name: Citrus County Landfill Semi-Annual	Project #: 66009982			
Site	SSOW#:			

Analysis Requested

Sample Identification	Sample Date	Sample Time	Sample Type (C=comp, G=grab)	Matrix (W=water, S=solid, O=waste/oil, BT=Tissue, A=Air)	Field Filtered Sample (Yes or No)	Perform MS/MSD (Yes or No)	FieldSampling - Field Parameters	2540C - Total Dissolved Solids	300_ORGFM_28D - Chloride	TTHM_Calc - Total Trihalomethane Calculation	6020 - Arsenic, Iron, Sodium	Total Number of containers	Special Instructions/Note:
			Preservation Code:				N	N	N	R	D		
MW-6	3-22-16	1548	G	Water			X	X	X	X	X		

Loc: 660
72784

660-72784 Chain of Custody

Preservation Codes:

A - HCL	M - Hexane
B - NaOH	N - None
C - Zn Acetate	O - AsNaO2
D - Nitric Acid	P - Na2O4S
E - NaHSO4	Q - Na2SO3
F - MeOH	R - Na2S2O3
G - Amchlor	S - H2SO4
H - Ascorbic Acid	T - TSP Dodecahydrate
I - Ice	U - Acetone
J - DI Water	V - MCAA
K - EDTA	W - ph 4-5
L - EDA	Z - other (specify)

Other:

Possible Hazard Identification
☐ Non-Hazard ☐ Flammable ☐ Skin Irritant ☐ Poison B ☐ Unknown ☐ Radiological

Sample Disposal (A fee may be assessed if samples are retained longer than 1 month)
☐ Return To Client ☐ Disposal By Lab ☐ Archive For _____ Months

Deliverable Requested: I, II, III, IV, Other (specify)

Special Instructions/QC Requirements:

Empty Kit Relinquished by:	Date:	Time:	Method of Shipment:			
Relinquished by:	Date/Time: 3-22-16 1620	Company: TAOK	Received by:	Date/Time: 3/23/16 1005	Company: TA TPA	
Relinquished by:	Date/Time:	Company	Received by:	Date/Time:	Company	
Relinquished by:	Date/Time:	Company	Received by:	Date/Time:	Company	

Custody Seals Intact: ☐ Yes ☐ No	Custody Seal No :	Cooler Temperature(s) °C and Other Remarks: 1.8/1.5

TestAmerica Tampa
6712 Benjamin Road Suite 100
Tampa, FL 33634
Phone (813) 885-7427 Fax (813) 885-7049

Chain of Custody Record

TestAmerica
THE LEADER IN ENVIRONMENTAL TESTING

Client Information	Sampler: Shawn Victory	Lab PM: Hornsby, Jess	Carrier Tracking No(s)	COC No: 660-68137-21711 1
Client Contact: Michelle Hays	Phone: 407-399-3348	E-Mail: jess.hornsby@testamericainc.com		Page: Page 1 of 2
Company: Jones Edmunds and Associates, Inc.				Job #:
Address: 730 NE Waldo Road	Due Date Requested:			
City: Gainesville	TAT Requested (days):			
State, Zip: FL, 32641-5699				
Phone: 352-377-5821(Tel)	PO #: Purchase Order Requested			
Email: mhays@jonesedmunds.com	WO #: 71138-94426-GROUNDWATER			
Project Name: Citrus County Landfill Semi-Annual	Project #: 66009982			
Site:	SSOW#:			

Analysis Requested

Preservation Codes:
A - HCL, B - NaOH, C - Zn Acetate, D - Nitric Acid, E - NaHSO4, F - MeOH, G - Amchlor, H - Ascorbic Acid, I - Ice, J - DI Water, K - EDTA, L - EDA, M - Hexane, N - None, O - AsNaO2, P - Na2O4S, Q - Na2SO3, R - Na2S2O3, S - H2SO4, T - TSP Dodecahydrate, U - Acetone, V - MCAA, W - ph 4-5, Z - other (specify)
Other:

Sample Identification	Sample Date	Sample Time	Sample Type (C=comp, G=grab)	Matrix (W=water, S=solid, O=waste/oil, BT=Tissue, A=Air)	Field Filtered Sample (Yes or No)	Perform MS/MSD (Yes or No)	FieldSampling - Field Parameters	2540C - Total Dissolved Solids	6020, 7470A	350.1 - Ammonia	300_ORGFM_28D - Chloride	353.2 - Nitrate	8011 - Appendix 1	8260B - Appendix I Compounds	Total Number of containers	Special Instructions/Note:
				Preservation Code:	X	X	N	N	D	S	N	N	A	N	X	
MW-7	3-23-16	848	G	Water			X	X	X	X	X	X	X	X		
Field Blank		1053		Water			X	X	X	X	X	X	X	X		
MW-17		1244		Water			X	X	X	X	X	X	X	X		
MW-15		1348		Water			X	X	X	X	X	X	X	X		
MW-14		1427		Water			X	X	X	X	X	X	X	X		
MW-13		1527		Water			X	X	X	X	X	X	X	X		
				Water												

Loc: 660
72820

660-72820 Chain of Custody

Possible Hazard Identification
☐ Non-Hazard ☐ Flammable ☐ Skin Irritant ☐ Poison B ☐ Unknown ☐ Radiological

...y be assessed if samples are retained longer than 1 month)
☐ Return To Client ☐ Disposal By Lab ☐ Archive For _____ Months

Deliverable Requested: I, II, III, IV, Other (specify)

Special Instructions/QC Requirements:

Empty Kit Relinquished by:	Date:	Time:	Method of Shipment:		
Relinquished by: Shawn Victory	Date/Time: 3-23-16	Company: TAORC	Received by: [signature]	Date/Time: 3/24/16 0905	Company: TA-TPA
Relinquished by	Date/Time:	Company	Received by:	Date/Time:	Company
Relinquished by	Date/Time:	Company	Received by:	Date/Time	Company

Custody Seals Intact: Δ Yes Δ No | Custody Seal No.: | Cooler Temperature(s) °C and Other Remarks: 0.6/0.3 1.6/1.3

4/6/2016

TestAmerica Tampa
6712 Benjamin Road Suite 100
Tampa, FL 33634
Phone (813) 885-7427 Fax (813) 885-7049

Chain of Custody Record

TestAmerica
THE LEADER IN ENVIRONMENTAL TESTING

Client Information	Sampler: Shawn Victory	Lab PM: Hornsby, Jess	Carrier Tracking No(s):	COC No: 660-68135-21709.1
Client Contact: Michelle Hays	Phone: 407-399-3348	E-Mail: jess.hornsby@testamericainc.com		Page: Page 1 of 1
Company: Jones Edmunds and Associates, Inc.				Job #:
Address: 730 NE Waldo Road	Due Date Requested:			
City: Gainesville	TAT Requested (days):			
State, Zip: FL, 32641-5699				
Phone: 352-377-5821(Tel)	PO #: Purchase Order Requested			
Email: mhays@jonesedmunds.com	WO #: 71138-94426-GROUNDWATER			
Project Name: Citrus County Landfill Semi-Annual	Project #: 66009982			
Site:	SSOW#:			

Analysis Requested

Loc: 660
72854

660-72854 Chain of Custody

Preservation Codes:

A - HCL	M - Hexane
B - NaOH	N - None
C - Zn Acetate	O - AsNaO2
D - Nitric Acid	P - Na2O4S
E - NaHSO4	Q - Na2SO3
F - MeOH	R - Na2S2O3
G - Amchlor	S - H2SO4
H - Ascorbic Acid	T - TSP Dodecahydrate
I - Ice	U - Acetone
J - DI Water	V - MCAA
K - EDTA	W - ph 4-5
L - EDA	Z - other (specify)

Other:

Sample Identification	Sample Date	Sample Time	Sample Type (C=comp, G=grab)	Matrix (W=water, S=solid, O=waste/oil, BT=Tissue, A=Air)	Field Filtered Sample (Yes or No)	Perform MS/MSD (Yes or No)	FieldSampling - Field Parameters	8260B - Benzene, MeCl, Vinyl Chloride	Total Number of containers	Special Instructions/Note:
				Preservation Code:	X	X	N	N	X	
MW-18	3-23-16	1022	G	Water			X	X		
MW-19	3-23-16	1128	G	Water			X	X		

Possible Hazard Identification
☐ Non-Hazard ☐ Flammable ☐ Skin Irritant ☐ Poison B ☐ Unknown ☐ Radiological

Sample Disposal (A fee may be assessed if samples are retained longer than 1 month)
☐ Return To Client ☐ Disposal By Lab ☐ Archive For _____ Months

Deliverable Requested: I, II, III, IV, Other (specify)

Special Instructions/QC Requirements:

Empty Kit Relinquished by:	Date:	Time:	Method of Shipment:		
Relinquished by: [signature]	Date/Time: 3-23-16	Company: TAORL	Received by: [signature]	Date/Time: 3/24/16 0900	Company: TA TPA
Relinquished by:	Date/Time:	Company	Received by:	Date/Time:	Company
Relinquished by:	Date/Time:	Company	Received by:	Date/Time:	Company

Custody Seals Intact: Δ Yes Δ No | Custody Seal No.: | Cooler Temperature(s) °C and Other Remarks: 1.6 / 1.5 CV-09

4/6/2016

TestAmerica Tampa
6712 Benjamin Road Suite 100
Tampa, FL 33634
Phone (813) 885-7427 Fax (813) 885-7049

Chain of Custody Record

TestAmerica

Client Information	Sampler: Shawn Victory	Lab PM: Hornsby, Jess	Carrier Tracking No(s):	COC No: 660-68137-21711 1
Client Contact: Michelle Hays	Phone: 407-399-3348	E-Mail: jess.hornsby@testamericainc.com		Page: Page 1 of 2
Company: Jones Edmunds and Associates, Inc				Job #
Address: 730 NE Waldo Road	Due Date Requested:			
City: Gainesville	TAT Requested (days):			
State, Zip: FL, 32641-5699				
Phone: 352-377-5821(Tel)	PO #: Purchase Order Requested			
Email: mhays@jonesedmunds.com	WO #: 71138-94426-GROUNDWATER			
Project Name: Citrus County Landfill Semi-Annual	Project #: 66009982			
Site:	SSOW#:			

Analysis Requested

Preservation Codes:
A - HCL, B - NaOH, C - Zn Acetate, D - Nitric Acid, E - NaHSO4, F - MeOH, G - Amchlor, H - Ascorbic Acid, I - Ice, J - DI Water, K - EDTA, L - EDA, M - Hexane, N - None, O - AsNaO2, P - Na2O4S, Q - Na2SO3, R - Na2S2O3, S - H2SO4, T - TSP Dodecahydrate, U - Acetone, V - MCAA, W - ph 4-5, Z - other (specify)
Other:

Sample Identification	Sample Date	Sample Time	Sample Type (C=comp, G=grab)	Matrix (W=water, S=solid, O=waste/oil, BT=Tissue, A=Air)	Field Filtered Sample (Yes or No)	Perform MS/MSD (Yes or No)	FieldSampling - Field Parameters	2540C - Total Dissolved Solids	6020, 7470A	350.1 - Ammonia	300_ORGFM_28D - Chloride	353.2 - Nitrate	8011 - Appendix 1	8260B - Appendix I Compounds	Total Number of containers	Special Instructions/Note:
				Preservation Code:			N	N	D	S	N	N	A	N		
MW-12	3-24-16	820	G	Water			X	X	X	X	X	X	X	X		
MW-11	3-24-16	902	G	Water			X	X	X	X	X	X	X	X		
				Water												
Trip Blanks				Water									X	X		
				Water												
				Water												
				Water												

660-72864 Chain of Custody

Loc: 660
72864

Possible Hazard Identification
☐ Non-Hazard ☐ Flammable ☐ Skin Irritant ☐ Poison B ☐ Unknown ☐ Radiological

Sample Disposal (A fee may be assessed if samples are retained longer than 1 month)
☐ Return To Client ☐ Disposal By Lab ☐ Archive For _____ Months

Deliverable Requested: I, II, III, IV, Other (specify)

Special Instructions/QC Requirements:

Empty Kit Relinquished by:	Date:	Time:	Method of Shipment:			
Relinquished by: Shawn Victory	Date/Time: 3-24-16 1430	Company: TAONL	Received by:	Date/Time: 3-25-16 08:40	Company: TA-TPA	
Relinquished by	Date/Time	Company	Received by	Date/Time	Company	
Relinquished by	Date/Time	Company	Received by	Date/Time	Company	

Custody Seals Intact: \ Yes \ No
Custody Seal No.:
Cooler Temperature(s) °C and Other Remarks

TestAmerica Tampa
6712 Benjamin Road Suite 100
Tampa, FL 33634
Phone (813) 885-7427 Fax (813) 885-7049

Chain of Custody Record

TestAmerica
THE LEADER IN ENVIRONMENTAL TESTING

Client Information (Sub Contract Lab)	Sampler:	Lab PM: Hornsby, Jess	Carrier Tracking No(s):	COC No: 660-86075.1
Client Contact: Shipping/Receiving	Phone:	E-Mail: jess.hornsby@testamericainc.com		Page: Page 1 of 1
Company: TestAmerica Laboratories, Inc.				Job #: 660-72778-1
Address: 5102 LaRoche Avenue,	Due Date Requested: 3/29/2016			
City: Savannah	TAT Requested (days):			
State, Zip: GA, 31404				
Phone: 912-354-7858(Tel) 912-352-0165(Fax)	PO #			
Email	WO #:			
Project Name: Citrus County Landfill	Project #: 66009982			
Site	SSOW#:			

Analysis Requested

Preservation Codes:
A - HCL, B - NaOH, C - Zn Acetate, D - Nitric Acid, E - NaHSO4, F - MeOH, G - Amchlor, H - Ascorbic Acid, I - Ice, J - DI Water, K - EDTA, L - EDA, M - Hexane, N - None, O - AsNaO2, P - Na2O4S, Q - Na2SO3, R - Na2S2O3, S - H2SO4, T - TSP Dodecahydrate, U - Acetone, V - MCAA, W - ph 4-5, Z - other (specify)
Other:

Sample Identification - Client ID (Lab ID)	Sample Date	Sample Time	Sample Type (C=comp, G=grab)	Matrix (W=water, S=solid, O=waste/oil, BT=Tissue, A=Air)	Field Filtered Sample (Yes or No)	Perform MS/MSD (Yes or No)	350.1/ Ammonia	300_ORGFM_28D/ Chloride	6020/3005A Appendix 1 Metals + Iron & Na	7470A/7470A_Prep Mercury	8011/8011_Prep Appendix 1	Total Number of containers	Special Instructions/Note:
			Preservation Code:										
MW-10 (660-72778-1)	3/22/16	10.40 Eastern		Water			X	X	X	X	X	6	
MW-21 (660-72778-2)	3/22/16	12.05 Eastern		Water			X	X	X	X	X	6	
MW-3 (660-72778-3)	3/22/16	13:50 Eastern		Water			X	X	X	X	X	6	
MW-20 (660-72778-4)	3/22/16	14.56 Eastern		Water			X	X	X	X	X	6	

Possible Hazard Identification
Unconfirmed

Sample Disposal (A fee may be assessed if samples are retained longer than 1 month)
☐ *Return To Client* ☐ *Disposal By Lab* ☐ *Archive For* _____ *Months*

Deliverable Requested: I, II, III, IV, Other (specify)

Special Instructions/QC Requirements:

Empty Kit Relinquished by:	Date:	Time:	Method of Shipment:

Relinquished by	Date/Time	Company	Received by	Date/Time	Company
[signature]	3/23/16 1700	TATPA			
Relinquished by	Date/Time	Company	Received by	Date/Time	Company
Relinquished by	Date/Time	Company	Received by: [signature]	Date/Time: 3-24-16 07:30	Company: TA

Custody Seals Intact: Δ Yes Δ No
Custody Seal No.:
Cooler Temperature(s) °C and Other Remarks: 0.7/1.1 1.3/1.7 0.3/0.7 0.1/0.5

TestAmerica Tampa
6712 Benjamin Road Suite 100
Tampa, FL 33634
Phone (813) 885-7427 Fax (813) 885-7049

Chain of Custody Record

TestAmerica
THE LEADER IN ENVIRONMENTAL TESTING

Client Information (Sub Contract Lab)	Sampler	Lab PM: Hornsby, Jess	Carrier Tracking No(s):	COC No 660-86089 1
Client Contact: Shipping/Receiving	Phone:	E-Mail: jess.hornsby@testamericainc.com		Page: Page 1 of 1
Company: TestAmerica Laboratories, Inc.				Job # 660-72784-1
Address: 5102 LaRoche Avenue,	Due Date Requested: 3/29/2016			
City: Savannah	TAT Requested (days):			
State, Zip: GA, 31404				
Phone: 912-354-7858(Tel) 912-352-0165(Fax)	PO #:			
Email:	WO #			
Project Name: Citrus County Landfill	Project #: 66009982			
Site	SSOW#			

Analysis Requested

Sample Identification - Client ID (Lab ID)	Sample Date	Sample Time	Sample Type (C=comp, G=grab)	Matrix (W=water, S=solid, O=waste/oil, BT=Tissue, A=Air)	Field Filtered Sample (Yes or No)	Perform MS/MSD (Yes or No)	300_ORGFM_28D/ Chloride	TTHM_Calc/ Total Trihalomethane Calculation	6020/3005A Appendix 1 Metals + Iron & Na	7470A/7470A_Prep Mercury	Total Number of containers	Special Instructions/Note:
			Preservation Code:									
MW-6 (660-72784-1)	3/22/16	15:48 Eastern		Water			X	X	X	X	5	
TB (660-72784-2)	3/22/16	Eastern		Water				X			2	

Preservation Codes:

A - HCL	M - Hexane
B - NaOH	N - None
C - Zn Acetate	O - AsNaO2
D - Nitric Acid	P - Na2O4S
E - NaHSO4	Q - Na2SO3
F - MeOH	R - Na2S2O3
G - Amchlor	S - H2SO4
H - Ascorbic Acid	T - TSP Dodecahydrate
I - Ice	U - Acetone
J - DI Water	V - MCAA
K - EDTA	W - ph 4-5
L - EDA	Z - other (specify)

Other:

Possible Hazard Identification
Unconfirmed

Sample Disposal (A fee may be assessed if samples are retained longer than 1 month)
☐ *Return To Client* ☐ *Disposal By Lab* ☐ *Archive For* _____ *Months*

Deliverable Requested: I, II, III, IV, Other (specify)

Special Instructions/QC Requirements.

Empty Kit Relinquished by:	Date:	Time:	Method of Shipment

Relinquished by	Date/Time	Company	Received by	Date/Time	Company
[signature]	3/23/16 1730	TA TPA			
Relinquished by:	Date/Time	Company	Received by:	Date/Time	Company
Relinquished by:	Date/Time	Company	Received by: [signature]	Date/Time 3-24-16 07:30	Company TA

Custody Seals Intact: Δ Yes Δ No	Custody Seal No.:	Cooler Temperature(s) °C and Other Remarks: 0.7/1.1 1.3/1.7 0.3/0.7 0.1/0.5

TestAmerica Tampa
6712 Benjamin Road Suite 100
Tampa, FL 33634
Phone (813) 885-7427 Fax (813) 885-7049

Chain of Custody Record

TestAmerica

Client Information (Sub Contract Lab)	Sampler	Lab PM.	Carrier Tracking No(s)	COC No
Client Contact: Shipping/Receiving	Phone:	Hornsby, Jess		660-86152.1
Company: TestAmerica Laboratories, Inc		E-Mail: jess.hornsby@testamericainc.com		Page: Page 1 of 1
Address: 5102 LaRoche Avenue, ,	Due Date Requested: 3/30/2016			Job #: 660-72820-1
City: Savannah	TAT Requested (days):			
State, Zip: GA, 31404				
Phone: 912-354-7858(Tel) 912-352-0165(Fax)	PO #			
Email:	WO #			
Project Name: Citrus County Landfill	Project #: 66009982			
Site:	SSOW#:			

Analysis Requested

Preservation Codes:
A - HCL, B - NaOH, C - Zn Acetate, D - Nitric Acid, E - NaHSO4, F - MeOH, G - Amchlor, H - Ascorbic Acid, I - Ice, J - DI Water, K - EDTA, L - EDA, M - Hexane, N - None, O - AsNaO2, P - Na2O4S, Q - Na2SO3, R - Na2S2O3, S - H2SO4, T - TSP Dodecahydrate, U - Acetone, V - MCAA, W - ph 4-5, Z - other (specify)
Other:

Sample Identification - Client ID (Lab ID)	Sample Date	Sample Time	Sample Type (C=comp, G=grab)	Matrix (W=water, S=solid, O=waste/oil, BT=Tissue, A=Air)	Field Filtered Sample (Yes or No)	Perform MS/MSD (Yes or No)	350.1/ Ammonia	300_ORGFM_28D/ Chloride	7470A/7470A_Prep Mercury	6020/3005A Appendix 1 Metals + Iron & Na	8011/8011_Prep Appendix 1	Total Number of containers	Special Instructions/Note:
			Preservation Code:										
MW-7 (660-72820-1)	3/23/16	08:48 Eastern		Water			X	X	X	X	X		
Field Blank (660-72820-2)	3/23/16	10.53 Eastern		Water			X	X	X	X	X		
MW-17 (660-72820-3)	3/23/16	12:44 Eastern		Water			X	X	X	X	X		
MW-15 (660-72820-4)	3/23/16	13:48 Eastern		Water			X	X	X	X	X		
MW-14 (660-72820-5)	3/23/16	14:27 Eastern		Water			X	X	X	X	X		
MW-13 (660-72820-6)	3/23/16	15:27 Eastern		Water			X	X	X	X	X		

Possible Hazard Identification
Unconfirmed

Sample Disposal (A fee may be assessed if samples are retained longer than 1 month)
☐ *Return To Client* ☐ *Disposal By Lab* ☐ *Archive For* _____ *Months*

Deliverable Requested I, II, III, IV, Other (specify)

Special Instructions/QC Requirements:

Empty Kit Relinquished by: | Date: | Time: | Method of Shipment:

Relinquished by	Date/Time	Company	Received by	Date/Time	Company
[signature]	3-24-16 @ 1730	TA TPA			
Relinquished by:	Date/Time	Company	Received by	Date/Time	Company
Relinquished by:	Date/Time	Company	Received by [signature]	Date/Time 3-25-16 07:30	Company TA

Custody Seals Intact: Δ Yes Δ No | Custody Seal No.:

Cooler Temperature(s) °C and Other Remarks: 3.2/3.6 0.1/0.5 0.9/1.3

TestAmerica Tampa
6712 Benjamin Road Suite 100
Tampa, FL 33634
Phone (813) 885-7427 Fax (813) 885-7049

Chain of Custody Record

TestAmerica
THE LEADER IN ENVIRONMENTAL TESTING

Client Information (Sub Contract Lab)	Sampler	Lab PM: Hornsby, Jess	Carrier Tracking No(s)	COC No: 660-86323.1
Client Contact: Shipping/Receiving	Phone	E-Mail: jess.hornsby@testamericainc.com		Page: Page 1 of 1
Company: TestAmerica Laboratories, Inc.				Job #: 660-72778-1
Address: 5102 LaRoche Avenue, ,	Due Date Requested: 4/6/2016			
City: Savannah	TAT Requested (days):			
State, Zip: GA, 31404				
Phone: 912-354-7858(Tel) 912-352-0165(Fax)	PO #:			
Email:	WO #:			
Project Name: Citrus County Landfill	Project #: 66009982			
Site:	SSOW#:			

Analysis Requested

Preservation Codes:

A - HCL	M - Hexane
B - NaOH	N - None
C - Zn Acetate	O - AsNaO2
D - Nitric Acid	P - Na2O4S
E - NaHSO4	Q - Na2SO3
F - MeOH	R - Na2S2O3
G - Amchlor	S - H2SO4
H - Ascorbic Acid	T - TSP Dodecahydrate
I - Ice	U - Acetone
J - DI Water	V - MCAA
K - EDTA	W - ph 4-5
L - EDA	Z - other (specify)

Other:

Sample Identification - Client ID (Lab ID)	Sample Date	Sample Time	Sample Type (C=comp, G=grab)	Matrix (W=water, S=solid, O=waste/oil, BT=Tissue, A=Air)	Field Filtered Sample (Yes or No)	Perform MS/MSD (Yes or No)	350.1/Ammonia	300_ORGFM_28D/Chloride	7470A/7470A_Prep/Mercury	6020/3005A/Appendix 1/Metals/Iron & Na	8011/8011_Prep Appendix 1	Total Number of containers	Special Instructions/Note:
			Preservation Code:										
MW-12 (660-72864-1)	3/24/16	08.20 Eastern		Water			X	X	X	X	X	3	

Possible Hazard Identification
Unconfirmed

Sample Disposal (A fee may be assessed if samples are retained longer than 1 month)
☐ *Return To Client* ☐ *Disposal By Lab* ☐ *Archive For* _____ *Months*

Deliverable Requested: I, II, III, IV, Other (specify)

Special Instructions/QC Requirements:

Empty Kit Relinquished by:	Date:	Time:	Method of Shipment:

Relinquished by:	Date/Time:	Company	Received by:	Date/Time:	Company
[signature]	3/30/16 1700	TA TPA	[signature]	033116 0735	Sav.
Relinquished by:	Date/Time:	Company	Received by:	Date/Time:	Company
Relinquished by:	Date/Time:	Company	Received by:	Date/Time:	Company

Custody Seals Intact: Δ Yes Δ No	Custody Seal No.:	Cooler Temperature(s) °C and Other Remarks: 2.2(cf)2.6°C

4/6/2016

ATTACHMENT 6

FIELD DATA SHEETS

TestAmerica Tampa
6712 Benjamin Road Suite 100
Tampa, FL 33634
Phone (813) 885-7427 Fax (813) 885-7049

Chain of Custody Record

TESTAMERICA
THE LEADER IN ENVIRONMENTAL TESTING

Client Information	Sampler: Shawn Nirstery	Lab PM: Hornsby, Jess	Carrier Tracking No(s):	COC No: 660-68137-21711.2
Client Contact: Michelle Hays	Phone: 407-399-3348	E-Mail: jess.hornsby@testamericainc.com		Page: Page 2 of 2
Company: Jones Edmunds and Associates, Inc.				Job #:
Address: 730 NE Waldo Road	Due Date Requested:			
City: Gainesville	TAT Requested (days):			
State, Zip: FL, 32641-5699				
Phone: 352-377-5821(Tel)	PO #: Purchase Order Requested			
Email: mhays@jonesedmunds.com	WO #: 71138-94426-GROUNDWATER			
Project Name: Citrus County Landfill Semi-Annual	Project #: 66009982			
Site:	SSOW#:			

Analysis Requested

Preservation Codes:
A - HCL, B - NaOH, C - Zn Acetate, D - Nitric Acid, E - NaHSO4, F - MeOH, G - Amchlor, H - Ascorbic Acid, I - Ice, J - DI Water, K - EDTA, L - EDA, M - Hexane, N - None, O - AsNaO2, P - Na2O4S, Q - Na2SO3, R - Na2S2O3, S - H2SO4, T - TSP Dodecahydrate, U - Acetone, V - MCAA, W - ph 4-5, Z - other (specify)
Other:

Sample Identification	Sample Date	Sample Time	Sample Type (C=comp, G=grab)	Matrix (W=water, S=solid, O=wasteoil, BT=Tissue, A=Air)	Field Filtered Sample (Yes or No)	Perform MS/MSD (Yes or No)	FieldSampling - Field Parameters	2540C - Total Dissolved Solids	6020, 7470A	350.1 - Ammonia	300_ORGFM_28D - Chloride	353.2 - Nitrate	8011 - Appendix 1	8260B - Appendix I Compounds	Total Number of containers	Special Instructions/Note:
			Preservation Code:				N	N	D	S	N	N	A	N		
MW-10	3-22-16	1040	G	Water			X	X	X	X	X	X	X	X		
MW-21	↓	1205	↓				X	X	X	X	X	X	X	X		
MW-3	↓	1350	↓				X	X	X	X	X	X	X	X		
MW-20	↓	1456	↓				X	X	X	X	X	X	X	X		

Loc: 660
72778

660-72778 Chain of Custody

Possible Hazard Identification
☐ Non-Hazard ☐ Flammable ☐ Skin Irritant ☐ Poison B ☐ Unknown ☐ Radiological

Sample Disposal (A fee may be assessed if samples are retained longer than 1 month)
☐ Return To Client ☐ Disposal By Lab ☐ Archive For _____ Months

Deliverable Requested: I, II, III, IV, Other (specify)

Special Instructions/QC Requirements:

Empty Kit Relinquished by:	Date:	Time:	Method of Shipment:			
Relinquished by: [signature]	Date/Time: 3-22-16 1620	Company: THOR	Received by: [signature]	Date/Time: 3/23/16 1005	Company: TA TPA	
Relinquished by:	Date/Time:	Company	Received by:	Date/Time:	Company	
Relinquished by:	Date/Time:	Company	Received by:	Date/Time:	Company	
Custody Seals Intact: Yes No	Custody Seal No.:		Cooler Temperature(s) °C and Other Remarks: 1.8/1.5			

TestAmerica Tampa
6712 Benjamin Road Suite 100
Tampa, FL 33634
Phone (813) 885-7427 Fax (813) 885-7049

Chain of Custody Record

TestAmerica

Client Information	Sampler: Shawn Victory	Lab PM: Hornsby, Jess	Carrier Tracking No(s):	COC No: 660-68136-21710.1
Client Contact: Michelle Hays	Phone: 407-399-3348	E-Mail: jess.hornsby@testamericainc.com		Page: Page 1 of 1
Company: Jones Edmunds and Associates, Inc.				Job #
Address: 730 NE Waldo Road	Due Date Requested:			
City: Gainesville	TAT Requested (days):			
State, Zip: FL, 32641-5699				
Phone: 352-377-5821(Tel)	PO #: Purchase Order Requested			
Email: mhays@jonesedmunds.com	WO #: 71138-94426-GROUNDWATER			
Project Name: Citrus County Landfill Semi-Annual	Project #: 66009982			
Site	SSOW#:			

Analysis Requested

Sample Identification	Sample Date	Sample Time	Sample Type (C=comp, G=grab)	Matrix (W=water, S=solid, O=waste/oil, BT=Tissue, A=Air)	Field Filtered Sample (Yes or No)	Perform MS/MSD (Yes or No)	FieldSampling - Field Parameters	2540C - Total Dissolved Solids	300_ORGFM_28D - Chloride	TTHM_Calc - Total Trihalomethane Calculation	6020 - Arsenic, Iron, Sodium	Total Number of containers	Special Instructions/Note:
			Preservation Code:				N	N	N	R	D		
MW-6	3-22-16	1548	G	Water			X	X	X	X	X		

Loc: 660
72784

660-72784 Chain of Custody

Preservation Codes:

A - HCL	M - Hexane
B - NaOH	N - None
C - Zn Acetate	O - AsNaO2
D - Nitric Acid	P - Na2O4S
E - NaHSO4	Q - Na2SO3
F - MeOH	R - Na2S2O3
G - Amchlor	S - H2SO4
H - Ascorbic Acid	T - TSP Dodecahydrate
I - Ice	U - Acetone
J - DI Water	V - MCAA
K - EDTA	W - ph 4-5
L - EDA	Z - other (specify)

Other:

Possible Hazard Identification
☐ Non-Hazard ☐ Flammable ☐ Skin Irritant ☐ Poison B ☐ Unknown ☐ Radiological

Sample Disposal (A fee may be assessed if samples are retained longer than 1 month)
☐ Return To Client ☐ Disposal By Lab ☐ Archive For _____ Months

Deliverable Requested: I, II, III, IV, Other (specify)

Special Instructions/QC Requirements:

Empty Kit Relinquished by:	Date:	Time:	Method of Shipment:			
Relinquished by:	Date/Time: 3-22-16 1620	Company: TAOK	Received by:	Date/Time: 3/23/16 1005	Company: TA TPA	
Relinquished by:	Date/Time:	Company	Received by:	Date/Time:	Company	
Relinquished by:	Date/Time:	Company	Received by:	Date/Time:	Company	

Custody Seals Intact: ☐ Yes ☐ No	Custody Seal No :	Cooler Temperature(s) °C and Other Remarks: 1.8/1.5

TestAmerica Tampa
6712 Benjamin Road Suite 100
Tampa, FL 33634
Phone (813) 885-7427 Fax (813) 885-7049

Chain of Custody Record

TestAmerica
THE LEADER IN ENVIRONMENTAL TESTING

Client Information	Sampler: Shawn Victory	Lab PM: Hornsby, Jess	Carrier Tracking No(s)	COC No: 660-68137-21711 1
Client Contact: Michelle Hays	Phone: 407-399-3348	E-Mail: jess.hornsby@testamericainc.com		Page: Page 1 of 2
Company: Jones Edmunds and Associates, Inc.				Job #:
Address: 730 NE Waldo Road	Due Date Requested:			
City: Gainesville	TAT Requested (days):			
State, Zip: FL, 32641-5699				
Phone: 352-377-5821(Tel)	PO #: Purchase Order Requested			
Email: mhays@jonesedmunds.com	WO #: 71138-94426-GROUNDWATER			
Project Name: Citrus County Landfill Semi-Annual	Project #: 66009982			
Site:	SSOW#:			

Analysis Requested

Preservation Codes:
A - HCL, B - NaOH, C - Zn Acetate, D - Nitric Acid, E - NaHSO4, F - MeOH, G - Amchlor, H - Ascorbic Acid, I - Ice, J - DI Water, K - EDTA, L - EDA, M - Hexane, N - None, O - AsNaO2, P - Na2O4S, Q - Na2SO3, R - Na2S2O3, S - H2SO4, T - TSP Dodecahydrate, U - Acetone, V - MCAA, W - ph 4-5, Z - other (specify)
Other:

Sample Identification	Sample Date	Sample Time	Sample Type (C=comp, G=grab)	Matrix (W=water, S=solid, O=waste/oil, BT=Tissue, A=Air)	Field Filtered Sample (Yes or No)	Perform MS/MSD (Yes or No)	FieldSampling - Field Parameters	2540C - Total Dissolved Solids	6020, 7470A	350.1 - Ammonia	300_ORGFM_28D - Chloride	353.2 - Nitrate	8011 - Appendix 1	8260B - Appendix I Compounds	Total Number of containers	Special Instructions/Note:
				Preservation Code:	X	X	N	N	D	S	N	N	A	N	X	
MW-7	3-23-16	848	G	Water			X	X	X	X	X	X	X	X		
Field Blank		1053		Water			X	X	X	X	X	X	X	X		
MW-17		1244		Water			X	X	X	X	X	X	X	X		
MW-15		1348		Water			X	X	X	X	X	X	X	X		
MW-14		1427		Water			X	X	X	X	X	X	X	X		
MW-13		1527		Water			X	X	X	X	X	X	X	X		
				Water												

Loc: 660
72820

660-72820 Chain of Custody

Possible Hazard Identification
☐ Non-Hazard ☐ Flammable ☐ Skin Irritant ☐ Poison B ☐ Unknown ☐ Radiological

...y be assessed if samples are retained longer than 1 month)
☐ Return To Client ☐ Disposal By Lab ☐ Archive For _____ Months

Deliverable Requested: I, II, III, IV, Other (specify)

Special Instructions/QC Requirements:

Empty Kit Relinquished by:	Date:	Time:	Method of Shipment:		
Relinquished by: Shawn Victory	Date/Time: 3-23-16	Company: TAORC	Received by: [signature]	Date/Time: 3/24/16 0905	Company: TA-TPA
Relinquished by	Date/Time:	Company	Received by:	Date/Time:	Company
Relinquished by	Date/Time:	Company	Received by:	Date/Time	Company
Custody Seals Intact: Δ Yes Δ No	Custody Seal No.:		Cooler Temperature(s) °C and Other Remarks:	0.6/0.3	1.6/1.3

4/6/2016

TestAmerica Tampa
6712 Benjamin Road Suite 100
Tampa, FL 33634
Phone (813) 885-7427 Fax (813) 885-7049

Chain of Custody Record

TestAmerica
THE LEADER IN ENVIRONMENTAL TESTING

Client Information	Sampler: Shawn Victory	Lab PM: Hornsby, Jess	Carrier Tracking No(s):	COC No: 660-68135-21709.1
Client Contact: Michelle Hays	Phone: 407-399-3348	E-Mail: jess.hornsby@testamericainc.com		Page: Page 1 of 1
Company: Jones Edmunds and Associates, Inc.				Job #:
Address: 730 NE Waldo Road	Due Date Requested:			
City: Gainesville	TAT Requested (days):			
State, Zip: FL, 32641-5699				
Phone: 352-377-5821(Tel)	PO #: Purchase Order Requested			
Email: mhays@jonesedmunds.com	WO #: 71138-94426-GROUNDWATER			
Project Name: Citrus County Landfill Semi-Annual	Project #: 66009982			
Site:	SSOW#:			

Analysis Requested

Loc: 660
72854

660-72854 Chain of Custody

Preservation Codes:

A - HCL	M - Hexane
B - NaOH	N - None
C - Zn Acetate	O - AsNaO2
D - Nitric Acid	P - Na2O4S
E - NaHSO4	Q - Na2SO3
F - MeOH	R - Na2S2O3
G - Amchlor	S - H2SO4
H - Ascorbic Acid	T - TSP Dodecahydrate
I - Ice	U - Acetone
J - DI Water	V - MCAA
K - EDTA	W - ph 4-5
L - EDA	Z - other (specify)

Other:

Sample Identification	Sample Date	Sample Time	Sample Type (C=comp, G=grab)	Matrix (W=water, S=solid, O=waste/oil, BT=Tissue, A=Air)	Field Filtered Sample (Yes or No)	Perform MS/MSD (Yes or No)	FieldSampling - Field Parameters	8260B - Benzene, MeCl, Vinyl Chloride	Total Number of containers	Special Instructions/Note:
				Preservation Code:	X	X	N	N	X	
MW-18	3-23-16	1022	G	Water			X	X		
MW-19	3-23-16	1128	G	Water			X	X		

Possible Hazard Identification
☐ Non-Hazard ☐ Flammable ☐ Skin Irritant ☐ Poison B ☐ Unknown ☐ Radiological

Sample Disposal (A fee may be assessed if samples are retained longer than 1 month)
☐ Return To Client ☐ Disposal By Lab ☐ Archive For _____ Months

Deliverable Requested: I, II, III, IV, Other (specify)

Special Instructions/QC Requirements:

Empty Kit Relinquished by:	Date:	Time:	Method of Shipment:		
Relinquished by: [signature]	Date/Time: 3-23-16	Company: TAORL	Received by: [signature]	Date/Time: 3/24/16 0900	Company: TA TPA
Relinquished by:	Date/Time:	Company	Received by:	Date/Time:	Company
Relinquished by:	Date/Time:	Company	Received by:	Date/Time:	Company

Custody Seals Intact: Δ Yes Δ No | Custody Seal No.: | Cooler Temperature(s) °C and Other Remarks: 1.6 / 1.5 CV-09

4/6/2016

TestAmerica Tampa
6712 Benjamin Road Suite 100
Tampa, FL 33634
Phone (813) 885-7427 Fax (813) 885-7049

Chain of Custody Record

TestAmerica

Client Information	Sampler: Shawn Victory	Lab PM: Hornsby, Jess	Carrier Tracking No(s):	COC No: 660-68137-21711 1
Client Contact: Michelle Hays	Phone: 407-399-3348	E-Mail: jess.hornsby@testamericainc.com		Page: Page 1 of 2
Company: Jones Edmunds and Associates, Inc				Job #
Address: 730 NE Waldo Road	Due Date Requested:			
City: Gainesville	TAT Requested (days):			
State, Zip: FL, 32641-5699				
Phone: 352-377-5821(Tel)	PO #: Purchase Order Requested			
Email: mhays@jonesedmunds.com	WO #: 71138-94426-GROUNDWATER			
Project Name: Citrus County Landfill Semi-Annual	Project #: 66009982			
Site:	SSOW#:			

Analysis Requested

Preservation Codes:
A - HCL, B - NaOH, C - Zn Acetate, D - Nitric Acid, E - NaHSO4, F - MeOH, G - Amchlor, H - Ascorbic Acid, I - Ice, J - DI Water, K - EDTA, L - EDA, M - Hexane, N - None, O - AsNaO2, P - Na2O4S, Q - Na2SO3, R - Na2S2O3, S - H2SO4, T - TSP Dodecahydrate, U - Acetone, V - MCAA, W - ph 4-5, Z - other (specify)
Other:

Sample Identification	Sample Date	Sample Time	Sample Type (C=comp, G=grab)	Matrix (W=water, S=solid, O=waste/oil, BT=Tissue, A=Air)	Field Filtered Sample (Yes or No)	Perform MS/MSD (Yes or No)	FieldSampling - Field Parameters	2540C - Total Dissolved Solids	6020, 7470A	350.1 - Ammonia	300_ORGFM_28D - Chloride	353.2 - Nitrate	8011 - Appendix 1	8260B - Appendix I Compounds	Total Number of containers	Special Instructions/Note:
				Preservation Code:			N	N	D	S	N	N	A	N		
MW-12	3-24-16	820	G	Water			X	X	X	X	X	X	X	X		
MW-11	3-24-16	902	G	Water			X	X	X	X	X	X	X	X		
				Water												
Trip Blanks				Water									X	X		
				Water												
				Water												
				Water												

660-72864 Chain of Custody

Loc: 660
72864

Possible Hazard Identification
☐ Non-Hazard ☐ Flammable ☐ Skin Irritant ☐ Poison B ☐ Unknown ☐ Radiological

Sample Disposal (A fee may be assessed if samples are retained longer than 1 month)
☐ Return To Client ☐ Disposal By Lab ☐ Archive For _____ Months

Deliverable Requested: I, II, III, IV, Other (specify)

Special Instructions/QC Requirements:

Empty Kit Relinquished by:	Date:	Time:	Method of Shipment:			
Relinquished by: Shawn Victory	Date/Time: 3-24-16 1430	Company: TAONL	Received by:	Date/Time: 3-25-16 08:40	Company: TA-TPA	
Relinquished by	Date/Time	Company	Received by	Date/Time	Company	
Relinquished by	Date/Time	Company	Received by	Date/Time	Company	

Custody Seals Intact: \ Yes \ No
Custody Seal No.:
Cooler Temperature(s) °C and Other Remarks

TestAmerica Tampa
6712 Benjamin Road Suite 100
Tampa, FL 33634
Phone (813) 885-7427 Fax (813) 885-7049

Chain of Custody Record

TestAmerica
THE LEADER IN ENVIRONMENTAL TESTING

Client Information (Sub Contract Lab)	Sampler:	Lab PM: Hornsby, Jess	Carrier Tracking No(s):	COC No: 660-86075.1
Client Contact: Shipping/Receiving	Phone:	E-Mail: jess.hornsby@testamericainc.com		Page: Page 1 of 1
Company: TestAmerica Laboratories, Inc.				Job #: 660-72778-1
Address: 5102 LaRoche Avenue,	Due Date Requested: 3/29/2016			
City: Savannah	TAT Requested (days):			
State, Zip: GA, 31404				
Phone: 912-354-7858(Tel) 912-352-0165(Fax)	PO #			
Email	WO #:			
Project Name: Citrus County Landfill	Project #: 66009982			
Site	SSOW#:			

Analysis Requested

Preservation Codes:
A - HCL, B - NaOH, C - Zn Acetate, D - Nitric Acid, E - NaHSO4, F - MeOH, G - Amchlor, H - Ascorbic Acid, I - Ice, J - DI Water, K - EDTA, L - EDA, M - Hexane, N - None, O - AsNaO2, P - Na2O4S, Q - Na2SO3, R - Na2S2O3, S - H2SO4, T - TSP Dodecahydrate, U - Acetone, V - MCAA, W - ph 4-5, Z - other (specify)
Other:

Sample Identification - Client ID (Lab ID)	Sample Date	Sample Time	Sample Type (C=comp, G=grab)	Matrix (W=water, S=solid, O=waste/oil, BT=Tissue, A=Air)	Field Filtered Sample (Yes or No)	Perform MS/MSD (Yes or No)	350.1/ Ammonia	300_ORGFM_28D/ Chloride	6020/3005A Appendix 1 Metals + Iron & Na	7470A/7470A_Prep Mercury	8011/8011_Prep Appendix 1	Total Number of containers	Special Instructions/Note:
			Preservation Code:										
MW-10 (660-72778-1)	3/22/16	10.40 Eastern		Water			X	X	X	X	X	6	
MW-21 (660-72778-2)	3/22/16	12.05 Eastern		Water			X	X	X	X	X	6	
MW-3 (660-72778-3)	3/22/16	13:50 Eastern		Water			X	X	X	X	X	6	
MW-20 (660-72778-4)	3/22/16	14.56 Eastern		Water			X	X	X	X	X	6	

Possible Hazard Identification
Unconfirmed

Sample Disposal (A fee may be assessed if samples are retained longer than 1 month)
☐ *Return To Client* ☐ *Disposal By Lab* ☐ *Archive For* _____ *Months*

Deliverable Requested: I, II, III, IV, Other (specify)

Special Instructions/QC Requirements:

Empty Kit Relinquished by:	Date:	Time:	Method of Shipment:

Relinquished by	Date/Time	Company	Received by	Date/Time	Company
[signature]	3/23/16 1700	TATPA			
Relinquished by	Date/Time	Company	Received by	Date/Time	Company
Relinquished by	Date/Time	Company	Received by: [signature]	Date/Time: 3-24-16 07:30	Company: TA

Custody Seals Intact: Δ Yes Δ No
Custody Seal No.:
Cooler Temperature(s) °C and Other Remarks: 0.7/1.1 1.3/1.7 0.3/0.7 0.1/0.5

TestAmerica Tampa
6712 Benjamin Road Suite 100
Tampa, FL 33634
Phone (813) 885-7427 Fax (813) 885-7049

Chain of Custody Record

TestAmerica
THE LEADER IN ENVIRONMENTAL TESTING

Client Information (Sub Contract Lab)	Sampler	Lab PM: Hornsby, Jess	Carrier Tracking No(s):	COC No 660-86089 1
Client Contact: Shipping/Receiving	Phone:	E-Mail: jess.hornsby@testamericainc.com		Page: Page 1 of 1
Company: TestAmerica Laboratories, Inc.				Job # 660-72784-1
Address: 5102 LaRoche Avenue,	Due Date Requested: 3/29/2016			
City: Savannah	TAT Requested (days):			
State, Zip: GA, 31404				
Phone: 912-354-7858(Tel) 912-352-0165(Fax)	PO #:			
Email:	WO #			
Project Name: Citrus County Landfill	Project #: 66009982			
Site	SSOW#			

Analysis Requested

Sample Identification - Client ID (Lab ID)	Sample Date	Sample Time	Sample Type (C=comp, G=grab)	Matrix (W=water, S=solid, O=waste/oil, BT=Tissue, A=Air)	Field Filtered Sample (Yes or No)	Perform MS/MSD (Yes or No)	300_ORGFM_28D/ Chloride	TTHM_Calc/ Total Trihalomethane Calculation	6020/3005A Appendix 1 Metals + Iron & Na	7470A/7470A_Prep Mercury	Total Number of containers	Special Instructions/Note:
			Preservation Code:									
MW-6 (660-72784-1)	3/22/16	15:48 Eastern		Water			X	X	X	X	5	
TB (660-72784-2)	3/22/16	Eastern		Water				X			2	

Preservation Codes:

A - HCL	M - Hexane
B - NaOH	N - None
C - Zn Acetate	O - AsNaO2
D - Nitric Acid	P - Na2O4S
E - NaHSO4	Q - Na2SO3
F - MeOH	R - Na2S2O3
G - Amchlor	S - H2SO4
H - Ascorbic Acid	T - TSP Dodecahydrate
I - Ice	U - Acetone
J - DI Water	V - MCAA
K - EDTA	W - ph 4-5
L - EDA	Z - other (specify)

Other:

Possible Hazard Identification
Unconfirmed

Sample Disposal (A fee may be assessed if samples are retained longer than 1 month)
☐ *Return To Client* ☐ *Disposal By Lab* ☐ *Archive For* _____ *Months*

Deliverable Requested: I, II, III, IV, Other (specify)

Special Instructions/QC Requirements.

Empty Kit Relinquished by:	Date:	Time:	Method of Shipment

Relinquished by	Date/Time	Company	Received by	Date/Time	Company
[signature]	3/23/16 1730	TA TPA			
Relinquished by:	Date/Time	Company	Received by:	Date/Time	Company
Relinquished by:	Date/Time	Company	Received by: [signature]	Date/Time 3-24-16 07:30	Company TA

Custody Seals Intact: Δ Yes Δ No	Custody Seal No.:	Cooler Temperature(s) °C and Other Remarks: 0.7/1.1 1.3/1.7 0.3/0.7 0.1/0.5

TestAmerica Tampa
6712 Benjamin Road Suite 100
Tampa, FL 33634
Phone (813) 885-7427 Fax (813) 885-7049

Chain of Custody Record

TestAmerica

Client Information (Sub Contract Lab)	Sampler	Lab PM.	Carrier Tracking No(s)	COC No
Client Contact: Shipping/Receiving	Phone:	Hornsby, Jess		660-86152.1
Company: TestAmerica Laboratories, Inc		E-Mail: jess.hornsby@testamericainc.com		Page: Page 1 of 1
Address: 5102 LaRoche Avenue, ,	Due Date Requested: 3/30/2016			Job #: 660-72820-1
City: Savannah	TAT Requested (days):			
State, Zip: GA, 31404				
Phone: 912-354-7858(Tel) 912-352-0165(Fax)	PO #			
Email:	WO #			
Project Name: Citrus County Landfill	Project #: 66009982			
Site:	SSOW#:			

Analysis Requested

Preservation Codes:
A - HCL, B - NaOH, C - Zn Acetate, D - Nitric Acid, E - NaHSO4, F - MeOH, G - Amchlor, H - Ascorbic Acid, I - Ice, J - DI Water, K - EDTA, L - EDA, M - Hexane, N - None, O - AsNaO2, P - Na2O4S, Q - Na2SO3, R - Na2S2O3, S - H2SO4, T - TSP Dodecahydrate, U - Acetone, V - MCAA, W - ph 4-5, Z - other (specify)
Other:

Sample Identification - Client ID (Lab ID)	Sample Date	Sample Time	Sample Type (C=comp, G=grab)	Matrix (W=water, S=solid, O=waste/oil, BT=Tissue, A=Air)	Field Filtered Sample (Yes or No)	Perform MS/MSD (Yes or No)	350.1/ Ammonia	300_ORGFM_28D/ Chloride	7470A/7470A_Prep Mercury	6020/3005A Appendix 1 Metals + Iron & Na	8011/8011_Prep Appendix 1	Total Number of containers	Special Instructions/Note:
			Preservation Code:										
MW-7 (660-72820-1)	3/23/16	08:48 Eastern		Water			X	X	X	X	X		
Field Blank (660-72820-2)	3/23/16	10.53 Eastern		Water			X	X	X	X	X		
MW-17 (660-72820-3)	3/23/16	12:44 Eastern		Water			X	X	X	X	X		
MW-15 (660-72820-4)	3/23/16	13:48 Eastern		Water			X	X	X	X	X		
MW-14 (660-72820-5)	3/23/16	14:27 Eastern		Water			X	X	X	X	X		
MW-13 (660-72820-6)	3/23/16	15:27 Eastern		Water			X	X	X	X	X		

Possible Hazard Identification
Unconfirmed

Sample Disposal (A fee may be assessed if samples are retained longer than 1 month)
☐ *Return To Client* ☐ *Disposal By Lab* ☐ *Archive For* _____ *Months*

Deliverable Requested I, II, III, IV, Other (specify)

Special Instructions/QC Requirements:

Empty Kit Relinquished by: | Date: | Time: | Method of Shipment:

Relinquished by	Date/Time	Company	Received by	Date/Time	Company
[signature]	3-24-16 @ 1730	TA TPA			
Relinquished by:	Date/Time	Company	Received by	Date/Time	Company
Relinquished by:	Date/Time	Company	Received by [signature]	Date/Time 3-25-16 07:30	Company TA

Custody Seals Intact: Δ Yes Δ No | Custody Seal No.:

Cooler Temperature(s) °C and Other Remarks: 3.2/3.6 0.1/0.5 0.9/1.3

TestAmerica Tampa
6712 Benjamin Road Suite 100
Tampa, FL 33634
Phone (813) 885-7427 Fax (813) 885-7049

Chain of Custody Record

TestAmerica
THE LEADER IN ENVIRONMENTAL TESTING

Client Information (Sub Contract Lab)	Sampler	Lab PM: Hornsby, Jess	Carrier Tracking No(s)	COC No: 660-86323.1
Client Contact: Shipping/Receiving	Phone	E-Mail: jess.hornsby@testamericainc.com		Page: Page 1 of 1
Company: TestAmerica Laboratories, Inc.				Job #: 660-72778-1
Address: 5102 LaRoche Avenue, ,	Due Date Requested: 4/6/2016			
City: Savannah	TAT Requested (days):			
State, Zip: GA, 31404				
Phone: 912-354-7858(Tel) 912-352-0165(Fax)	PO #:			
Email:	WO #:			
Project Name: Citrus County Landfill	Project #: 66009982			
Site:	SSOW#:			

Analysis Requested

Preservation Codes:

A - HCL	M - Hexane
B - NaOH	N - None
C - Zn Acetate	O - AsNaO2
D - Nitric Acid	P - Na2O4S
E - NaHSO4	Q - Na2SO3
F - MeOH	R - Na2S2O3
G - Amchlor	S - H2SO4
H - Ascorbic Acid	T - TSP Dodecahydrate
I - Ice	U - Acetone
J - DI Water	V - MCAA
K - EDTA	W - ph 4-5
L - EDA	Z - other (specify)

Other:

Sample Identification - Client ID (Lab ID)	Sample Date	Sample Time	Sample Type (C=comp, G=grab)	Matrix (W=water, S=solid, O=waste/oil, BT=Tissue, A=Air)	Field Filtered Sample (Yes or No)	Perform MS/MSD (Yes or No)	350.1/Ammonia	300_ORGFM_28D/Chloride	7470A/7470A_Prep/Mercury	6020/3005A/Appendix 1/Metals/Iron & Na	8011/8011_Prep Appendix 1	Total Number of containers	Special Instructions/Note:
			Preservation Code:										
MW-12 (660-72864-1)	3/24/16	08.20 Eastern		Water			X	X	X	X	X	3	

Possible Hazard Identification
Unconfirmed

Sample Disposal (A fee may be assessed if samples are retained longer than 1 month)
☐ *Return To Client* ☐ *Disposal By Lab* ☐ *Archive For* _____ *Months*

Deliverable Requested: I, II, III, IV, Other (specify)

Special Instructions/QC Requirements:

Empty Kit Relinquished by:	Date:	Time:	Method of Shipment:

Relinquished by:	Date/Time:	Company	Received by:	Date/Time:	Company
[signature]	3/30/16 1700	TA TPA	[signature]	033116 0735	Sav.
Relinquished by:	Date/Time:	Company	Received by:	Date/Time:	Company
Relinquished by:	Date/Time:	Company	Received by:	Date/Time:	Company

Custody Seals Intact: Δ Yes Δ No	Custody Seal No.:	Cooler Temperature(s) °C and Other Remarks: 2.2(cf)2.6°C

4/6/2016

TESTAMERICA ORLANDO FIELD SAMPLING LOG –
DEP-SOP-001/01- Form FD 9000-24 GROUNDWATER SAMPLING

Meter #'s: M-1 / T-3

PAGE: 1 of 1

SITE NAME: Citrus County Landfill
SITE LOCATION: Lecanto, FL
WELL NO: MW-10
SAMPLE ID:
DATE: 3-22-16

PURGING DATA

WELL DIAMETER (inches): 2
TUBING DIAMETER (inches): 1/4
WELL SCREEN INTERVAL DEPTH: 95 feet to 125 feet
STATIC DEPTH TO WATER (feet): 106.12
PURGE PUMP TYPE OR BAILER: BP

WELL VOLUME PURGE: 1 WELL VOLUME = (TOTAL WELL DEPTH – STATIC DEPTH TO WATER) X WELL CAPACITY
(only fill out if applicable) 14.38 = (120.50 feet – 106.12 feet) X .16 gallons/foot = 2.30 gallons

EQUIPMENT VOLUME PURGE: 1 EQUIPMENT VOL. = PUMP VOLUME + (TUBING CAPACITY X TUBING LENGTH) + FLOW CELL VOLUME
(only fill out if applicable) = gallons + (gallons/foot X feet) + gallons = gallons

INITIAL PUMP OR TUBING DEPTH IN WELL (feet): 113
FINAL PUMP OR TUBING DEPTH IN WELL (feet): 113
PURGING INITIATED AT: 929
PURGING ENDED AT: 1029
TOTAL VOLUME PURGED (gallons): 5.5

TIME	VOLUME PURGED (gallons)	CUMUL. VOLUME PURGED (gallons)	PURGE RATE (gpm)	DEPTH TO WATER (feet)	pH (standard units)	TEMP. (°C)	COND. (circle units) µmhos/cm or mS/cm	DISSOLVED OXYGEN (circle units) mg/L or % saturation	TURBIDITY (NTUs)	COLOR describe	ODOR	ORP
954	2.30	2.30	.08	106.90	4.20	22.3	53	1.44	99	Cloudy	NO	49.6
1001	.56	2.86	.06	106.88	4.27	22.1	59	1.38	82.2			45.6
1008	.56	3.42	.06	106.88	4.25	22.1	54	1.35	53.2			58.2
1015	.56	4.18	.06	106.88	4.25	22.2	55	1.12	40.5			37.6
1022	.56	4.74	.06	106.88	4.28	22.4	58	.97	41.1			36.2
1029	.56	5.30	.06	106.88	4.28	22.6	61	.87	48.1			35.5
					Filtered		Turbidity		4.12			

WELL CAPACITY (Gallons Per Foot): 0.75" = 0.02; 1" = 0.04; 1.25" = 0.06; 2" = 0.16; 3" = 0.37; 4" = 0.65; 5" = 1.02; 6" = 1.47; 12" = 5.88
TUBING INSIDE DIA. CAPACITY (Gal./Ft.): 1/8" = 0.0006; 3/16" = 0.0014; 1/4" = 0.0026; 5/16" = 0.004; 3/8" = 0.006; 1/2" = 0.010; 5/8" = 0.016
PURGING EQUIPMENT CODES: B = Bailer; BP = Bladder Pump; ESP = Electric Submersible Pump; PP = Peristaltic Pump; O = Other (Specify)

SAMPLING DATA

SAMPLED BY (PRINT) / AFFILIATION: Shawn Vickery / Test America
SAMPLER(S) SIGNATURE(S):
SAMPLING INITIATED AT: 1030
SAMPLING ENDED AT: 1040
PUMP OR TUBING DEPTH IN WELL (feet): 113
TUBING MATERIAL CODE: PE
FIELD-FILTERED: (Y) N
Filtration Equipment Type:
FILTER SIZE: 1.0 µm
FIELD DECONTAMINATION: PUMP Y (N) TUBING Y (N) (replaced)
DUPLICATE: Y (N)

SAMPLE CONTAINER SPECIFICATION				SAMPLE PRESERVATION			INTENDED ANALYSIS AND/OR METHOD	SAMPLING EQUIPMENT CODE	SAMPLE PUMP FLOW RATE (mL per minute)
SAMPLE ID CODE	# CONTAINERS	MATERIAL CODE	VOLUME	PRESERVATIVE USED	TOTAL VOL. ADDED IN FIELD (mL)	FINAL pH			
MW-10	1	PE	500	UNP	Ø	4.3	TDS	BP	320
	2	PE	250	H2SO4	Ø	<2.0	300, 353.2		
	1	PE	250	HNO3	Ø	<2.0	6020, 7470A		
	2	PE	125	UNP	Ø	4.3	NO2, Cl		
	3	CG	40	HCl	—	—	8011		<150
	3	CG	40	UNP	—	—	8260		

REMARKS: well purged @ 2GPM 15/15 58 psi

MATERIAL CODES: AG = Amber Glass; CG = Clear Glass; PE = Polyethylene; PP = Polypropylene; S = Silicone; T = Teflon; O = Other (Specify)
SAMPLING EQUIPMENT CODES: APP = After Peristaltic Pump; B = Bailer; BP = Bladder Pump; ESP = Electric Submersible Pump; RFPP = Reverse Flow Peristaltic Pump; SM = Straw Method (Tubing Gravity Drain); O = Other (Specify)

NOTES: 1. The above do not constitute all of the information required by Chapter 62-160, F.A.C.
2. STABILIZATION CRITERIA FOR RANGE OF VARIATION OF LAST THREE CONSECUTIVE READINGS (SEE FS 2212, SECTION 3)
pH: ± 0.2 units Temperature: ± 0.2 °C Specific Conductance: ± 5% Dissolved Oxygen: all readings ≤ 20% saturation (see Table FS 2200-2); optionally, ± 0.2 mg/L or ± 10% (whichever is greater) Turbidity: all readings ≤ 20 NTU; optionally ± 5 NTU or ± 10% (whichever is greater)

Revision Date: February 12, 2009

TESTAMERICA ORLANDO FIELD SAMPLING LOG –
DEP-SOP-001/01- Form FD 9000-24 GROUNDWATER SAMPLING

Meter #'s: MW / T-3 PAGE: 1 of 1

SITE NAME: Citrus County Landfill	SITE LOCATION: Lecanto, FL
WELL NO: MW-21	SAMPLE ID: DATE: 3-22-16

PURGING DATA

WELL DIAMETER (inches): 2	TUBING DIAMETER (inches): 1/4	WELL SCREEN INTERVAL DEPTH: 105 feet to 125 feet	STATIC DEPTH TO WATER (feet): 108.49	PURGE PUMP TYPE OR BAILER: BP

WELL VOLUME PURGE: 1 WELL VOLUME = (TOTAL WELL DEPTH – STATIC DEPTH TO WATER) X WELL CAPACITY
(only fill out if applicable) 16.91 = (125.4 feet – 108.49 feet) X .16 gallons/foot = 2.71 gallons

EQUIPMENT VOLUME PURGE: 1 EQUIPMENT VOL. = PUMP VOLUME + (TUBING CAPACITY X TUBING LENGTH) + FLOW CELL VOLUME
(only fill out if applicable) = gallons + (gallons/foot X feet) + gallons = gallons

INITIAL PUMP OR TUBING DEPTH IN WELL (feet): 122	FINAL PUMP OR TUBING DEPTH IN WELL (feet): 122	PURGING INITIATED AT: 1109	PURGING ENDED AT: 1156	TOTAL VOLUME PURGED (gallons): 4.2

TIME	VOLUME PURGED (gallons)	CUMUL. VOLUME PURGED (gallons)	PURGE RATE (gpm)	DEPTH TO WATER (feet)	pH (standard units)	TEMP. (°C)	COND. (circle units) µmhos/cm or µS/cm	DISSOLVED OXYGEN (circle units) mg/L or % saturation	TURBIDITY (NTUs)	COLOR describe	ODOR	ORP
1106	.27	2.71	.08	108.75	4.65	23.3	105	.45	16.1	Clear	NO	30.3
1148	.64	3.35	.08	108.75	4.65	23.3	106	.45	15.9	↓	↓	29.8
1156	.64	3.99	.08	108.75	4.64	23.3	104	.42	14.2			29.8

WELL CAPACITY (Gallons Per Foot): 0.75" = 0.02; 1" = 0.04; 1.25" = 0.06; 2" = 0.16; 3" = 0.37; 4" = 0.65; 5" = 1.02; 6" = 1.47; 12" = 5.88
TUBING INSIDE DIA. CAPACITY (Gal./Ft.): 1/8" = 0.0006; 3/16" = 0.0014; 1/4" = 0.0026; 5/16" = 0.004; 3/8" = 0.006; 1/2" = 0.010; 5/8" = 0.016

PURGING EQUIPMENT CODES: B = Bailer; BP = Bladder Pump; ESP = Electric Submersible Pump; PP = Peristaltic Pump; O = Other (Specify)

SAMPLING DATA

SAMPLED BY (PRINT) / AFFILIATION: Shawn Vestory / Test America	SAMPLER(S) SIGNATURE(S):	SAMPLING INITIATED AT: 1157	SAMPLING ENDED AT: 1205
PUMP OR TUBING DEPTH IN WELL (feet): 122	TUBING MATERIAL CODE: PE	FIELD-FILTERED: (Y) N Filtration Equipment Type:	FILTER SIZE: 1.0 µm

FIELD DECONTAMINATION: PUMP Y (N) TUBING Y (N) (replaced) DUPLICATE: Y (N)

SAMPLE CONTAINER SPECIFICATION				SAMPLE PRESERVATION			INTENDED ANALYSIS AND/OR METHOD	SAMPLING EQUIPMENT CODE	SAMPLE PUMP FLOW RATE (mL per minute)
SAMPLE ID CODE	# CONTAINERS	MATERIAL CODE	VOLUME	PRESERVATIVE USED	TOTAL VOL ADDED IN FIELD (mL)	FINAL pH			
MW-21	1	PE	500	UNP	0	4.6	TDS	BP	320
	2		250	H_2SO_4	0	<2.0	350.1, 353.2		
	1		250	HNO_3	0	<2.0	6020, 7470		
	2		125	UNP	0	4.6	NO_2, Cl		
	3	PE	40	HCl	—	—	8011		<150
	3	PE	40	UNP	—	—	8260		

REMARKS:

MATERIAL CODES: AG = Amber Glass; CG = Clear Glass; PE = Polyethylene; PP = Polypropylene; S = Silicone; T = Teflon; O = Other (Specify)

SAMPLING EQUIPMENT CODES: APP = After Peristaltic Pump; B = Bailer; BP = Bladder Pump; ESP = Electric Submersible Pump; RFPP = Reverse Flow Peristaltic Pump; SM = Straw Method (Tubing Gravity Drain); O = Other (Specify)

NOTES: 1. The above do not constitute all of the information required by Chapter 62-160, F.A.C.
2. STABILIZATION CRITERIA FOR RANGE OF VARIATION OF LAST THREE CONSECUTIVE READINGS (SEE FS 2212, SECTION 3)
pH: ± 0.2 units Temperature: ± 0.2 °C Specific Conductance: ± 5% Dissolved Oxygen: all readings ≤ 20% saturation (see Table FS 2200-2); optionally, ± 0.2 mg/L or ± 10% (whichever is greater) Turbidity: all readings ≤ 20 NTU; optionally ± 5 NTU or ± 10% (whichever is greater)

Revision Date: February 12, 2009

TESTAMERICA ORLANDO FIELD SAMPLING LOG –
DEP-SOP-001/01- Form FD 9000-24 GROUNDWATER SAMPLING

PAGE: 1 of 1

Meter #'s: M-1 / T-3

SITE NAME: Citrus County Landfill | SITE LOCATION: Lecanto, FL

WELL NO: MW-3 | SAMPLE ID: | DATE: 3-22-16

PURGING DATA

WELL DIAMETER (inches): 2 | TUBING DIAMETER (inches): 1/4 | WELL SCREEN INTERVAL DEPTH: 109 feet to 119 feet | STATIC DEPTH TO WATER (feet): 112.33 | PURGE PUMP TYPE OR BAILER: BP

WELL VOLUME PURGE: 1 WELL VOLUME = (TOTAL WELL DEPTH – STATIC DEPTH TO WATER) X WELL CAPACITY
(only fill out if applicable) 6.67 = (119.0 feet – 112.33 feet) X .16 gallons/foot = 1.07 gallons

EQUIPMENT VOLUME PURGE: 1 EQUIPMENT VOL. = PUMP VOLUME + (TUBING CAPACITY X TUBING LENGTH) + FLOW CELL VOLUME
(only fill out if applicable) = gallons + (gallons/foot X feet) + gallons = gallons

INITIAL PUMP OR TUBING DEPTH IN WELL (feet): 117 | FINAL PUMP OR TUBING DEPTH IN WELL (feet): 117 | PURGING INITIATED AT: 1312 | PURGING ENDED AT: 1343 | TOTAL VOLUME PURGED (gallons): 2.5

TIME	VOLUME PURGED (gallons)	CUMUL. VOLUME PURGED (gallons)	PURGE RATE (gpm)	DEPTH TO WATER (feet)	pH (standard units)	TEMP. (°C)	COND. (circle units) µmhos/cm or mS/cm	DISSOLVED OXYGEN (circle units) mg/L or % saturation	TURBIDITY (NTUs)	COLOR describe	ODOR	ORP
1333	1.07	1.07	.06	well has	4.70	22.6	.59	3.67	3.73	Clear	NO	154
1338	.30	1.37	.06	drawn	4.62	22.5	.57	3.66	2.37	↓	↓	156
1343	.30	1.67	.06	down	4.58	22.4	.58	3.36	1.70			159
				below								
				top								
				of								
				pump								

WELL CAPACITY (Gallons Per Foot): 0.75" = 0.02; 1" = 0.04; 1.25" = 0.06; 2" = 0.16; 3" = 0.37; 4" = 0.65; 5" = 1.02; 6" = 1.47; 12" = 5.88
TUBING INSIDE DIA. CAPACITY (Gal./Ft.): 1/8" = 0.0006; 3/16" = 0.0014; 1/4" = 0.0026; 5/16" = 0.004; 3/8" = 0.006; 1/2" = 0.010; 5/8" = 0.016
PURGING EQUIPMENT CODES: B = Bailer; BP = Bladder Pump; ESP = Electric Submersible Pump; PP = Peristaltic Pump; O = Other (Specify)

SAMPLING DATA

SAMPLED BY (PRINT) / AFFILIATION: Stu Victory / Test America | SAMPLER(S) SIGNATURE(S): [signature] | SAMPLING INITIATED AT: 1344 | SAMPLING ENDED AT: 1350

PUMP OR TUBING DEPTH IN WELL (feet): 117 | TUBING MATERIAL CODE: PE | FIELD-FILTERED: Y (N) Filtration Equipment Type: | FILTER SIZE: ____ µm

FIELD DECONTAMINATION: PUMP Y (N) TUBING Y (N) (replaced) | DUPLICATE: Y (N)

SAMPLE CONTAINER SPECIFICATION				SAMPLE PRESERVATION			INTENDED ANALYSIS AND/OR METHOD	SAMPLING EQUIPMENT CODE	SAMPLE PUMP FLOW RATE (mL per minute)
SAMPLE ID CODE	# CONTAINERS	MATERIAL CODE	VOLUME	PRESERVATIVE USED	TOTAL VOL ADDED IN FIELD (mL)	FINAL pH			
MW-3	1	PE	500	UNP	0	7.6	TDS	BP	240
	2		250	H_2SO_4		<2	350.1, 353.2		
	1		250	HCl		<2	6020, 1470A		
	2		125	UNP		7.6	NO_2, Cl		<150
	3	CG	40	HCl		–	RCL		<150
	3	CG	40	UNP		–	8260		

REMARKS: well purged @ 2 GPM 15/15 60 PSI

MATERIAL CODES: AG = Amber Glass; CG = Clear Glass; PE = Polyethylene; PP = Polypropylene; S = Silicone; T = Teflon; O = Other (Specify)

SAMPLING EQUIPMENT CODES: APP = After Peristaltic Pump; B = Bailer; BP = Bladder Pump; ESP = Electric Submersible Pump; RFPP = Reverse Flow Peristaltic Pump; SM = Straw Method (Tubing Gravity Drain); O = Other (Specify)

NOTES: 1. The above do not constitute all of the information required by Chapter 62-160, F.A.C.
2. STABILIZATION CRITERIA FOR RANGE OF VARIATION OF LAST THREE CONSECUTIVE READINGS (SEE FS 2212, SECTION 3)
pH: ± 0.2 units Temperature: ± 0.2 °C Specific Conductance: ± 5% Dissolved Oxygen: all readings ≤ 20% saturation (see Table FS 2200-2); optionally, ± 0.2 mg/L or ± 10% (whichever is greater) Turbidity: all readings ≤ 20 NTU; optionally ± 5 NTU or ± 10% (whichever is greater)

Revision Date: February 12, 2009

Logbook ID# FieldSamplingSV-21

TESTAMERICA ORLANDO FIELD SAMPLING LOG –
DEP-SOP-001/01- Form FD 9000-24 GROUNDWATER SAMPLING

Meter #'s: M-1 / T-3

PAGE: 1 of 1

SITE NAME: Citrus County Landfill | SITE LOCATION: Lecanto, FL

WELL NO: MW-20 | SAMPLE ID: | DATE: 3-22-16

PURGING DATA

WELL DIAMETER (inches): 2 | TUBING DIAMETER (inches): 1/4 | WELL SCREEN INTERVAL DEPTH: feet to feet | STATIC DEPTH TO WATER (feet): 112.45 | PURGE PUMP TYPE OR BAILER: ESP

WELL VOLUME PURGE: 1 WELL VOLUME = (TOTAL WELL DEPTH – STATIC DEPTH TO WATER) X WELL CAPACITY
(only fill out if applicable) 13.25 = (125.70 feet – 112.45 feet) X .16 gallons/foot = 2.20 gallons

EQUIPMENT VOLUME PURGE: 1 EQUIPMENT VOL. = PUMP VOLUME + (TUBING CAPACITY X TUBING LENGTH) + FLOW CELL VOLUME
(only fill out if applicable) = gallons + (gallons/foot X feet) + gallons = gallons

INITIAL PUMP OR TUBING DEPTH IN WELL (feet): 122 | FINAL PUMP OR TUBING DEPTH IN WELL (feet): 122 | PURGING INITIATED AT: 1412 | PURGING ENDED AT: 1445 | TOTAL VOLUME PURGED (gallons): 3.5

TIME	VOLUME PURGED (gallons)	CUMUL. VOLUME PURGED (gallons)	PURGE RATE (gpm)	DEPTH TO WATER (feet)	pH (standard units)	TEMP. (°C)	COND. (circle units) µmhos/cm or µS/cm	DISSOLVED OXYGEN (circle units) mg/L or % saturation	TURBIDITY (NTUs)	COLOR describe	ODOR	ORP
1433	.26	2.20	.09	112.65	5.93	25.1	688	.37	2.14	Clear	No	52
1434	.54	2.74	.09	112.65	5.93	24.9	689	.40	2.00	↓	↓	-48
1435	.54	3.28	.09	112.65	5.92	24.9	689	.41	1.82			-49

WELL CAPACITY (Gallons Per Foot): 0.75" = 0.02; 1" = 0.04; 1.25" = 0.06; 2" = 0.16; 3" = 0.37; 4" = 0.65; 5" = 1.02; 6" = 1.47; 12" = 5.88
TUBING INSIDE DIA. CAPACITY (Gal./Ft.): 1/8" = 0.0006; 3/16" = 0.0014; 1/4" = 0.0026; 5/16" = 0.004; 3/8" = 0.006; 1/2" = 0.010; 5/8" = 0.016
PURGING EQUIPMENT CODES: B = Bailer; BP = Bladder Pump; ESP = Electric Submersible Pump; PP = Peristaltic Pump; O = Other (Specify)

SAMPLING DATA

SAMPLED BY (PRINT) / AFFILIATION: Test Stein Vinton / Amec | SAMPLER(S) SIGNATURE(S): [signature] | SAMPLING INITIATED AT: 1445 | SAMPLING ENDED AT: 1456

PUMP OR TUBING DEPTH IN WELL (feet): 122 | TUBING MATERIAL CODE: PE | FIELD-FILTERED: Y (N) Filtration Equipment Type: | FILTER SIZE: ____ µm

FIELD DECONTAMINATION: PUMP Y (N) TUBING Y (N) (replaced) | DUPLICATE: Y (N)

SAMPLE CONTAINER SPECIFICATION				SAMPLE PRESERVATION			INTENDED ANALYSIS AND/OR METHOD	SAMPLING EQUIPMENT CODE	SAMPLE PUMP FLOW RATE (mL per minute)
SAMPLE ID CODE	# CONTAINERS	MATERIAL CODE	VOLUME	PRESERVATIVE USED	TOTAL VOL ADDED IN FIELD (mL)	FINAL pH			
[illegible]	1	PE	500	UNP	Ø	5.9	TDS	BP	360
	2		250	H_2SO_4		<2.0	350.1, 353.2		
	1		250	HNO_3		<2.0	6020, 7470A		
	2		125	UNP		5.9	NO_2, Cl		
	3	CG	40	HCl		—	8011		<150
	3	CG	40	UNP			8260		<150

REMARKS: 2.5 purged @ 2 gpm 15/15 60 psi

MATERIAL CODES: AG = Amber Glass; CG = Clear Glass; PE = Polyethylene; PP = Polypropylene; S = Silicone; T = Teflon; O = Other (Specify)

SAMPLING EQUIPMENT CODES: APP = After Peristaltic Pump; B = Bailer; BP = Bladder Pump; ESP = Electric Submersible Pump; RFPP = Reverse Flow Peristaltic Pump; SM = Straw Method (Tubing Gravity Drain); O = Other (Specify)

NOTES: 1. The above do not constitute all of the information required by Chapter 62-160, F.A.C.
2. STABILIZATION CRITERIA FOR RANGE OF VARIATION OF LAST THREE CONSECUTIVE READINGS (SEE FS 2212, SECTION 3)
pH: ± 0.2 units Temperature: ± 0.2 °C Specific Conductance: ± 5% Dissolved Oxygen: all readings ≤ 20% saturation (see Table FS 2200-2); optionally, ± 0.2 mg/L or ± 10% (whichever is greater) Turbidity: all readings ≤ 20 NTU; optionally ± 5 NTU or ± 10% (whichever is greater)

Revision Date: February 12, 2009

TESTAMERICA ORLANDO FIELD SAMPLING LOG –
DEP-SOP-001/01- Form FD 9000-24 GROUNDWATER SAMPLING

Meter #'s: M-1 / T-3

PAGE: 1 of 1

SITE NAME: Citrus County Landfill		SITE LOCATION: Lecanto, FL	
WELL NO: MW-6	SAMPLE ID:		DATE: 3-22-16

PURGING DATA

WELL DIAMETER (inches): 2	TUBING DIAMETER (inches): 1/4	WELL SCREEN INTERVAL DEPTH: 112 feet to 122 feet	STATIC DEPTH TO WATER (feet): 110.57	PURGE PUMP TYPE OR BAILER: BP

WELL VOLUME PURGE: 1 WELL VOLUME = (TOTAL WELL DEPTH – STATIC DEPTH TO WATER) X WELL CAPACITY
(only fill out if applicable) 14.13 = (124.70 feet – 110.57 feet) X .16 gallons/foot = 2.27 gallons

EQUIPMENT VOLUME PURGE: 1 EQUIPMENT VOL. = PUMP VOLUME + (TUBING CAPACITY X TUBING LENGTH) + FLOW CELL VOLUME
(only fill out if applicable) = gallons + (gallons/foot X feet) + gallons = gallons

INITIAL PUMP OR TUBING DEPTH IN WELL (feet): 118	FINAL PUMP OR TUBING DEPTH IN WELL (feet): 115	PURGING INITIATED AT: 1508	PURGING ENDED AT: 1542	TOTAL VOLUME PURGED (gallons): 4.4

TIME	VOLUME PURGED (gallons)	CUMUL. VOLUME PURGED (gallons)	PURGE RATE (gpm)	DEPTH TO WATER (feet)	pH (standard units)	TEMP. (°C)	COND. (circle units) µmhos/cm or µS/cm	DISSOLVED OXYGEN (circle units) mg/L or % saturation	TURBIDITY (NTUs)	COLOR describe	ODOR	ORP
1527	2.27	2.27	.12	114.35	4.40	23.9	854	.60	.90	Clear	NO	134
1532	.60	2.87	.12	114.35	4.48	23.9	902	.59	.75			116
1537	.60	3.47	.12	114.35	4.47	23.9	905	.59	.66			115
1542	.60	4.07	.12	114.35	4.43	23.9	906	.56	.60			115

WELL CAPACITY (Gallons Per Foot): 0.75" = 0.02; 1" = 0.04; 1.25" = 0.06; 2" = 0.16; 3" = 0.37; 4" = 0.65; 5" = 1.02; 6" = 1.47; 12" = 5.88
TUBING INSIDE DIA. CAPACITY (Gal./Ft.): 1/8" = 0.0006; 3/16" = 0.0014; 1/4" = 0.0026; 5/16" = 0.004; 3/8" = 0.006; 1/2" = 0.010; 5/8" = 0.016
PURGING EQUIPMENT CODES: B = Bailer; BP = Bladder Pump; ESP = Electric Submersible Pump; PP = Peristaltic Pump; O = Other (Specify)

SAMPLING DATA

SAMPLED BY (PRINT) / AFFILIATION: Brian Victory / Amec	SAMPLER(S) SIGNATURE(S):	SAMPLING INITIATED AT: 1542	SAMPLING ENDED AT: 1548
PUMP OR TUBING DEPTH IN WELL (feet): 118	TUBING MATERIAL CODE: PE	FIELD-FILTERED: Y / N Filtration Equipment Type:	FILTER SIZE: ____ µm
FIELD DECONTAMINATION: PUMP Y / N	TUBING Y / N (replaced)	DUPLICATE: Y / N	

SAMPLE CONTAINER SPECIFICATION				SAMPLE PRESERVATION			INTENDED ANALYSIS AND/OR METHOD	SAMPLING EQUIPMENT CODE	SAMPLE PUMP FLOW RATE (mL per minute)
SAMPLE ID CODE	# CONTAINERS	MATERIAL CODE	VOLUME	PRESERVATIVE USED	TOTAL VOL ADDED IN FIELD (mL)	FINAL pH			
MW-6	1	PE	500	UNP	Ø	4.4	TDS	BP	<150
	2		250	H2SO4		<2.0	350.1, 353.2		
	1		250	HNO3		<2.0	6020, 7470A		
	2		125	UNP		4.4	NO2, Cl		
	3	CG	40	HCl		—	SO4		<150
	3	CG	40	UNP			SO4		<150

REMARKS:

MATERIAL CODES: AG = Amber Glass; CG = Clear Glass; PE = Polyethylene; PP = Polypropylene; S = Silicone; T = Teflon; O = Other (Specify)
SAMPLING EQUIPMENT CODES: APP = After Peristaltic Pump; B = Bailer; BP = Bladder Pump; ESP = Electric Submersible Pump; RFPP = Reverse Flow Peristaltic Pump; SM = Straw Method (Tubing Gravity Drain); O = Other (Specify)

NOTES: 1. The above do not constitute all of the information required by Chapter 62-160, F.A.C.
2. STABILIZATION CRITERIA FOR RANGE OF VARIATION OF LAST THREE CONSECUTIVE READINGS (SEE FS 2212, SECTION 3)
pH: ± 0.2 units Temperature: ± 0.2 °C Specific Conductance: ± 5% Dissolved Oxygen: all readings ≤ 20% saturation (see Table FS 2200-2); optionally, ± 0.2 mg/L or ± 10% (whichever is greater) Turbidity: all readings ≤ 20 NTU; optionally ± 5 NTU or ± 10% (whichever is greater)

Revision Date: February 12, 2009

TESTAMERICA ORLANDO FIELD SAMPLING LOG –
DEP-SOP-001/01- Form FD 9000-24 GROUNDWATER SAMPLING

PAGE: 1 of 1

Meter #'s: M-1 / T-3

SITE NAME: Citrus County Landfill
SITE LOCATION: Lecanto, FL
DATE: 3-23-16
WELL NO: MW-7
SAMPLE ID:

PURGING DATA

WELL DIAMETER (inches): 2
TUBING DIAMETER (inches): 1/4
WELL SCREEN INTERVAL DEPTH: 117 feet to 137 feet
STATIC DEPTH TO WATER (feet): 120.65
PURGE PUMP TYPE OR BAILER: BP

WELL VOLUME PURGE: 1 WELL VOLUME = (TOTAL WELL DEPTH – STATIC DEPTH TO WATER) X WELL CAPACITY
(only fill out if applicable) 18.35 = (139 feet – 120.65 feet) X .16 gallons/foot = 2.93 gallons

EQUIPMENT VOLUME PURGE: 1 EQUIPMENT VOL. = PUMP VOLUME + (TUBING CAPACITY X TUBING LENGTH) + FLOW CELL VOLUME
(only fill out if applicable) = gallons + (gallons/foot X feet) + gallons = gallons

INITIAL PUMP OR TUBING DEPTH IN WELL (feet): 135
FINAL PUMP OR TUBING DEPTH IN WELL (feet): 135
PURGING INITIATED AT: 754
PURGING ENDED AT: 842
TOTAL VOLUME PURGED (gallons): 5.0

TIME	VOLUME PURGED (gallons)	CUMUL. VOLUME PURGED (gallons)	PURGE RATE (gpm)	DEPTH TO WATER (feet)	pH (standard units)	TEMP. (°C)	COND. (circle units) µmhos/cm or mS/cm	DISSOLVED OXYGEN (circle units) mg/L or % saturation	TURBIDITY (NTUs)	COLOR describe	ODOR	ORP
825	2.93	2.93	.11	132.33	5.07	23.4	83	.65	1.71	Clear	No	-9.6
835	.77	3.70	.11	136	5.00	23.5	80	.65	1.46	↓	↓	12.0
842	.77	4.47	.11	136	5.03	23.3	80	.62	1.30			16.0

WELL CAPACITY (Gallons Per Foot): 0.75" = 0.02; 1" = 0.04; 1.25" = 0.06; 2" = 0.16; 3" = 0.37; 4" = 0.65; 5" = 1.02; 6" = 1.47; 12" = 5.88
TUBING INSIDE DIA. CAPACITY (Gal./Ft.): 1/8" = 0.0006; 3/16" = 0.0014; 1/4" = 0.0026; 5/16" = 0.004; 3/8" = 0.006; 1/2" = 0.010; 5/8" = 0.016
PURGING EQUIPMENT CODES: B = Bailer; BP = Bladder Pump; ESP = Electric Submersible Pump; PP = Peristaltic Pump; O = Other (Specify)

SAMPLING DATA

SAMPLED BY (PRINT) / AFFILIATION: Shawn Vickery / TestAmerica
SAMPLER(S) SIGNATURE(S): Shawn Vickery
SAMPLING INITIATED AT: 843
SAMPLING ENDED AT: 848
PUMP OR TUBING DEPTH IN WELL (feet): 135
TUBING MATERIAL CODE: PE
FIELD-FILTERED: Y (N) Filtration Equipment Type:
FILTER SIZE: ____ µm
FIELD DECONTAMINATION: PUMP Y (N) TUBING Y (N) (replaced)
DUPLICATE: Y (N)

SAMPLE CONTAINER SPECIFICATION				SAMPLE PRESERVATION			INTENDED ANALYSIS AND/OR METHOD	SAMPLING EQUIPMENT CODE	SAMPLE PUMP FLOW RATE (mL per minute)
SAMPLE ID CODE	# CONTAINERS	MATERIAL CODE	VOLUME	PRESERVATIVE USED	TOTAL VOL ADDED IN FIELD (mL)	FINAL pH			
MW-7	1	PE	500	UNP	0		TDS	BP	446
	2		250	H2SO4		<2.0	350.1, 353.2		
	1		250	HNO3		<2.0	6020, 7470A		
	2		125	UNP			NO2, Cl		
	3	CG	40	HCl		—	8011		<150
	3	CG	40	UNP		—	8260		<150

REMARKS: well purged @ 1gpm 30/30 65 psi

MATERIAL CODES: AG = Amber Glass; CG = Clear Glass; PE = Polyethylene; PP = Polypropylene; S = Silicone; T = Teflon; O = Other (Specify)
SAMPLING EQUIPMENT CODES: APP = After Peristaltic Pump; B = Bailer; BP = Bladder Pump; ESP = Electric Submersible Pump; RFPP = Reverse Flow Peristaltic Pump; SM = Straw Method (Tubing Gravity Drain); O = Other (Specify)

NOTES: 1. The above do not constitute all of the information required by Chapter 62-160, F.A.C.
2. STABILIZATION CRITERIA FOR RANGE OF VARIATION OF LAST THREE CONSECUTIVE READINGS (SEE FS 2212, SECTION 3)
pH: ± 0.2 units Temperature: ± 0.2 °C Specific Conductance: ± 5% Dissolved Oxygen: all readings ≤ 20% saturation (see Table FS 2200-2); optionally, ± 0.2 mg/L or ± 10% (whichever is greater) Turbidity: all readings ≤ 20 NTU; optionally ± 5 NTU or ± 10% (whichever is greater)

Revision Date: February 12, 2009

TESTAMERICA ORLANDO FIELD SAMPLING LOG –
DEP-SOP-001/01- Form FD 9000-24 GROUNDWATER SAMPLING

Meter #'s: M-1 / T-3

PAGE: 1 of 1

SITE NAME: Citrus County Landfill | SITE LOCATION: Lecanto, FL

WELL NO: MW-17 | SAMPLE ID: | DATE: 3-23-16

PURGING DATA

WELL DIAMETER (inches): 2 | TUBING DIAMETER (inches): 3/8 | WELL SCREEN INTERVAL DEPTH: 98 feet to 118 feet | STATIC DEPTH TO WATER (feet): 104.98 | PURGE PUMP TYPE OR BAILER: BP

WELL VOLUME PURGE: 1 WELL VOLUME = (TOTAL WELL DEPTH – STATIC DEPTH TO WATER) X WELL CAPACITY
(only fill out if applicable) 13.02 = (118.0 feet – 104.98 feet) X .16 gallons/foot = 2.10 gallons

EQUIPMENT VOLUME PURGE: 1 EQUIPMENT VOL. = PUMP VOLUME + (TUBING CAPACITY X TUBING LENGTH) + FLOW CELL VOLUME
(only fill out if applicable) = gallons + (gallons/foot X feet) + gallons = gallons

INITIAL PUMP OR TUBING DEPTH IN WELL (feet): 110 | FINAL PUMP OR TUBING DEPTH IN WELL (feet): 110 | PURGING INITIATED AT: 1217 | PURGING ENDED AT: 1237 | TOTAL VOLUME PURGED (gallons): 3.3

TIME	VOLUME PURGED (gallons)	CUMUL. VOLUME PURGED (gallons)	PURGE RATE (gpm)	DEPTH TO WATER (feet)	pH (standard units)	TEMP. (°C)	COND. (circle units) µmhos/cm ~~or mS/cm~~	DISSOLVED OXYGEN (circle units) ~~mg/L or~~ % saturation	TURBIDITY (NTUs)	COLOR describe	ODOR	ORP
1231	2.10	2.10	.15	105.03	5.42	24.0	116	.46	3.75	Clear	NO	57.8
1234	.45	2.55	.15	105.03	5.43	24.0	118	.50	4.41	↓	↓	56.4
1237	.45	3.00	.15	105.03	5.44	24.0	120	.51	4.44			55.7

WELL CAPACITY (Gallons Per Foot): 0.75" = 0.02; 1" = 0.04; 1.25" = 0.06; 2" = 0.16; 3" = 0.37; 4" = 0.65; 5" = 1.02; 6" = 1.47; 12" = 5.88
TUBING INSIDE DIA. CAPACITY (Gal./Ft.): 1/8" = 0.0006; 3/16" = 0.0014; 1/4" = 0.0026; 5/16" = 0.004; 3/8" = 0.006; 1/2" = 0.010; 5/8" = 0.016

PURGING EQUIPMENT CODES: B = Bailer; BP = Bladder Pump; ESP = Electric Submersible Pump; PP = Peristaltic Pump; O = Other (Specify)

SAMPLING DATA

SAMPLED BY (PRINT) / AFFILIATION: Shawn Vickery / Test America | SAMPLER(S) SIGNATURE(S): [signature] | SAMPLING INITIATED AT: 1237 | SAMPLING ENDED AT: 1244

PUMP OR TUBING DEPTH IN WELL (feet): 110 | TUBING MATERIAL CODE: PE | FIELD-FILTERED: Y (N) Filtration Equipment Type: | FILTER SIZE: ____ µm

FIELD DECONTAMINATION: PUMP Y (N) TUBING Y (N)(replaced) | DUPLICATE: Y (N)

SAMPLE CONTAINER SPECIFICATION				SAMPLE PRESERVATION			INTENDED ANALYSIS AND/OR METHOD	SAMPLING EQUIPMENT CODE	SAMPLE PUMP FLOW RATE (mL per minute)
SAMPLE ID CODE	# CONTAINERS	MATERIAL CODE	VOLUME	PRESERVATIVE USED	TOTAL VOL ADDED IN FIELD (mL)	FINAL pH			
MW-17	1	PE	500	UNP	Ø	5.4	TDS	BP	600
	2		250	H2SO4		<2.0	350.1, 353.2		
	1		250	HNO3		<2.0	6020, 7470A		
	2		125	UNP		5.4	NO2, Cl		
	3	CG	40	HCl		–	8011		<150
	3	CG	40	UNP		–	8260		<150

REMARKS: well purged @ 2 GPM 15/15 65 PSI

MATERIAL CODES: AG = Amber Glass; CG = Clear Glass; PE = Polyethylene; PP = Polypropylene; S = Silicone; T = Teflon; O = Other (Specify)

SAMPLING EQUIPMENT CODES: APP = After Peristaltic Pump; B = Bailer; BP = Bladder Pump; ESP = Electric Submersible Pump; RFPP = Reverse Flow Peristaltic Pump; SM = Straw Method (Tubing Gravity Drain); O = Other (Specify)

NOTES: 1. The above do not constitute all of the information required by Chapter 62-160, F.A.C.
2. STABILIZATION CRITERIA FOR RANGE OF VARIATION OF LAST THREE CONSECUTIVE READINGS (SEE FS 2212, SECTION 3)
pH: ± 0.2 units Temperature: ± 0.2 °C Specific Conductance: ± 5% Dissolved Oxygen: all readings ≤ 20% saturation (see Table FS 2200-2); optionally, ± 0.2 mg/L or ± 10% (whichever is greater) Turbidity: all readings ≤ 20 NTU; optionally ± 5 NTU or ± 10% (whichever is greater)

Revision Date: February 12, 2009

TESTAMERICA ORLANDO FIELD SAMPLING LOG –
DEP-SOP-001/01- Form FD 9000-24 GROUNDWATER SAMPLING

PAGE: 1 of 1

Meter #'s: M-1 / T-3

SITE NAME: Citrus County Landfill | SITE LOCATION: Lecanto, FL

WELL NO: MW-15 | SAMPLE ID: | DATE: 3-23-16

PURGING DATA

WELL DIAMETER (inches): 2 | TUBING DIAMETER (inches): 3/8 | WELL SCREEN INTERVAL DEPTH: 110 feet to 130 feet | STATIC DEPTH TO WATER (feet): 117.0 | PURGE PUMP TYPE OR BAILER: BP

WELL VOLUME PURGE: 1 WELL VOLUME = (TOTAL WELL DEPTH – STATIC DEPTH TO WATER) X WELL CAPACITY
(only fill out if applicable) 12.60 = (129.60 feet – 117.0 feet) X .16 gallons/foot = 2.02 gallons

EQUIPMENT VOLUME PURGE: 1 EQUIPMENT VOL. = PUMP VOLUME + (TUBING CAPACITY X TUBING LENGTH) + FLOW CELL VOLUME
(only fill out if applicable) = gallons + (gallons/foot X feet) + gallons = gallons

INITIAL PUMP OR TUBING DEPTH IN WELL (feet): 124 | FINAL PUMP OR TUBING DEPTH IN WELL (feet): 124 | PURGING INITIATED AT: 1301 | PURGING ENDED AT: 1342 | TOTAL VOLUME PURGED (gallons): 3.3

TIME	VOLUME PURGED (gallons)	CUMUL. VOLUME PURGED (gallons)	PURGE RATE (gpm)	DEPTH TO WATER (feet)	pH (standard units)	TEMP. (°C)	COND. (circle units) µmhos/cm or mS/cm	DISSOLVED OXYGEN (circle units) mg/L or % saturation	TURBIDITY (NTUs)	COLOR describe	ODOR	ORP
1338	2.02	2.02	.08	117.12	4.50	23.0	38	.48	1.06	Clear	No	7.2
1335	.56	2.58	.08	117.12	4.51	23.1	38	.48	0.73	↓	↓	5.5
1342	.57	3.15	.08	117.12	4.51	23.1	38	.50	0.81			4.8

WELL CAPACITY (Gallons Per Foot): 0.75" = 0.02; 1" = 0.04; 1.25" = 0.06; 2" = 0.16; 3" = 0.37; 4" = 0.65; 5" = 1.02; 6" = 1.47; 12" = 5.88
TUBING INSIDE DIA. CAPACITY (Gal./Ft.): 1/8" = 0.0006; 3/16" = 0.0014; 1/4" = 0.0026; 5/16" = 0.004; 3/8" = 0.006; 1/2" = 0.010; 5/8" = 0.016
PURGING EQUIPMENT CODES: B = Bailer; BP = Bladder Pump; ESP = Electric Submersible Pump; PP = Peristaltic Pump; O = Other (Specify)

SAMPLING DATA

SAMPLED BY (PRINT) / AFFILIATION: Shawn Victory / American | SAMPLER(S) SIGNATURE(S): [signature] | SAMPLING INITIATED AT: 1342 | SAMPLING ENDED AT: 1348

PUMP OR TUBING DEPTH IN WELL (feet): 124 | TUBING MATERIAL CODE: PE | FIELD-FILTERED: Y (N) Filtration Equipment Type: | FILTER SIZE: ____ µm

FIELD DECONTAMINATION: PUMP Y (N) TUBING Y (N) (replaced) | DUPLICATE: Y (N)

SAMPLE CONTAINER SPECIFICATION				SAMPLE PRESERVATION			INTENDED ANALYSIS AND/OR METHOD	SAMPLING EQUIPMENT CODE	SAMPLE PUMP FLOW RATE (mL per minute)
SAMPLE ID CODE	# CONTAINERS	MATERIAL CODE	VOLUME	PRESERVATIVE USED	TOTAL VOL ADDED IN FIELD (mL)	FINAL pH			
MW-15	1	PE	500	UNP	Ø	4.5	TDS	BP	320
	2	↓	250	H_2SO_4		<2.0	350.1, 353.2		
	1		250	HNO_3		<2.0	6020, 7470A		
	2		125	UNP		4.5	Cl, Nox		
	3	CG	40	HCl		—	8011		<150
	3	CG	40	UNP		—	8260		<150

REMARKS: well purged @ 2 GPM 13/17 65 DSI

MATERIAL CODES: AG = Amber Glass; CG = Clear Glass; PE = Polyethylene; PP = Polypropylene; S = Silicone; T = Teflon; O = Other (Specify)

SAMPLING EQUIPMENT CODES: APP = After Peristaltic Pump; B = Bailer; BP = Bladder Pump; ESP = Electric Submersible Pump; RFPP = Reverse Flow Peristaltic Pump; SM = Straw Method (Tubing Gravity Drain); O = Other (Specify)

NOTES: 1. The above do not constitute all of the information required by Chapter 62-160, F.A.C.
2. STABILIZATION CRITERIA FOR RANGE OF VARIATION OF LAST THREE CONSECUTIVE READINGS (SEE FS 2212, SECTION 3)
pH: ± 0.2 units Temperature: ± 0.2 °C Specific Conductance: ± 5% Dissolved Oxygen: all readings ≤ 20% saturation (see Table FS 2200-2); optionally, ± 0.2 mg/L or ± 10% (whichever is greater) Turbidity: all readings ≤ 20 NTU; optionally ± 5 NTU or ± 10% (whichever is greater)

Revision Date: February 12, 2009

Page 113 of 150

Logbook ID# FieldSamplingSV-21

TESTAMERICA ORLANDO FIELD SAMPLING LOG –
DEP-SOP-001/01- Form FD 9000-24 GROUNDWATER SAMPLING

PAGE: 1 of 1

Meter #'s: M-1 / T-3

SITE NAME: Citrus County Landfill | SITE LOCATION: Lecanto, FL | DATE: 3-23-16

WELL NO: MW-14 | SAMPLE ID:

PURGING DATA

WELL DIAMETER (inches): 2 | TUBING DIAMETER (inches): 3/8 | WELL SCREEN INTERVAL DEPTH: 96 feet to 116 feet | STATIC DEPTH TO WATER (feet): 102.76 | PURGE PUMP TYPE OR BAILER: BP

WELL VOLUME PURGE: 1 WELL VOLUME = (TOTAL WELL DEPTH – STATIC DEPTH TO WATER) X WELL CAPACITY
(only fill out if applicable) 13.24 = (116.0 feet – 102.76 feet) X .16 gallons/foot = 2.12 gallons

EQUIPMENT VOLUME PURGE: 1 EQUIPMENT VOL. = PUMP VOLUME + (TUBING CAPACITY X TUBING LENGTH) + FLOW CELL VOLUME
(only fill out if applicable) = gallons + (gallons/foot X feet) + gallons = gallons

INITIAL PUMP OR TUBING DEPTH IN WELL (feet): 115 | FINAL PUMP OR TUBING DEPTH IN WELL (feet): 115 | PURGING INITIATED AT: 1400 | PURGING ENDED AT: 1422 | TOTAL VOLUME PURGED (gallons): 3.5

TIME	VOLUME PURGED (gallons)	CUMUL. VOLUME PURGED (gallons)	PURGE RATE (gpm)	DEPTH TO WATER (feet)	pH (standard units)	TEMP. (°C)	COND. (circle units) µmhos/cm or mS/cm	DISSOLVED OXYGEN (circle units) mg/L or % saturation	TURBIDITY (NTUs)	COLOR describe	ODOR	ORP
1414	2.12	2.12	.15	102.77	6.64	23.3	415	.55	1.54	Clear	No	26.3
1418	.60	2.72	.15	102.77	6.65	23.3	416	.55	1.35	↓	↓	25.4
1422	.60	3.32	.15	102.77	6.67	23.2	416	.56	0.69			25.0

WELL CAPACITY (Gallons Per Foot): 0.75" = 0.02; 1" = 0.04; 1.25" = 0.06; 2" = 0.16; 3" = 0.37; 4" = 0.65; 5" = 1.02; 6" = 1.47; 12" = 5.88
TUBING INSIDE DIA. CAPACITY (Gal./Ft.): 1/8" = 0.0006; 3/16" = 0.0014; 1/4" = 0.0026; 5/16" = 0.004; 3/8" = 0.006; 1/2" = 0.010; 5/8" = 0.016
PURGING EQUIPMENT CODES: B = Bailer; BP = Bladder Pump; ESP = Electric Submersible Pump; PP = Peristaltic Pump; O = Other (Specify)

SAMPLING DATA

SAMPLED BY (PRINT) / AFFILIATION: Jason Victory / TestAmerica | SAMPLER(S) SIGNATURE(S): [signature] | SAMPLING INITIATED AT: 1422 | SAMPLING ENDED AT: 1427

PUMP OR TUBING DEPTH IN WELL (feet): 115 | TUBING MATERIAL CODE: | FIELD-FILTERED: Y (N) Filtration Equipment Type: | FILTER SIZE: ____ µm

FIELD DECONTAMINATION: PUMP Y (N) TUBING Y (N) (replaced) | DUPLICATE: Y (N)

SAMPLE CONTAINER SPECIFICATION				SAMPLE PRESERVATION			INTENDED ANALYSIS AND/OR METHOD	SAMPLING EQUIPMENT CODE	SAMPLE PUMP FLOW RATE (mL per minute)
SAMPLE ID CODE	# CONTAINERS	MATERIAL CODE	VOLUME	PRESERVATIVE USED	TOTAL VOL ADDED IN FIELD (mL)	FINAL pH			
MW-14	1	PE	500	UNP	0	6.6	TDS	BP	600
	2	↓	250	H_2SO_4	↓	<2.0	350.1, 353.2	↓	↓
↓	1	↓	250	HNO_3	↓	<2.0	6020, 7470A	↓	↓
↓	2	↓	125	UNP	↓	5.6	NO_2, Cl	↓	↓
↓	3	CG	40	HCl	↓	—	Soil	↓	<150
↓	3	CG	40	UNP	↓	—	8260	↓	<150

REMARKS: well purged @ 1 GPM 35/60 psi

MATERIAL CODES: AG = Amber Glass; CG = Clear Glass; PE = Polyethylene; PP = Polypropylene; S = Silicone; T = Teflon; O = Other (Specify)

SAMPLING EQUIPMENT CODES: APP = After Peristaltic Pump; B = Bailer; BP = Bladder Pump; ESP = Electric Submersible Pump; RFPP = Reverse Flow Peristaltic Pump; SM = Straw Method (Tubing Gravity Drain); O = Other (Specify)

NOTES: 1. The above do not constitute all of the information required by Chapter 62-160, F.A.C.
2. STABILIZATION CRITERIA FOR RANGE OF VARIATION OF LAST THREE CONSECUTIVE READINGS (SEE FS 2212, SECTION 3)
pH: ± 0.2 units Temperature: ± 0.2 °C Specific Conductance: ± 5% Dissolved Oxygen: all readings ≤ 20% saturation (see Table FS 2200-2); optionally, ± 0.2 mg/L or ± 10% (whichever is greater) Turbidity: all readings ≤ 20 NTU; optionally ± 5 NTU or ± 10% (whichever is greater)

Revision Date: February 12, 2009

Logbook ID# FieldSamplingSV-21

TESTAMERICA ORLANDO FIELD SAMPLING LOG –
DEP-SOP-001/01- Form FD 9000-24 GROUNDWATER SAMPLING

PAGE: 1 of 1

Meter #'s: M-1 / T-3

SITE NAME: Citrus County Landfill | SITE LOCATION: Lecanto, FL

WELL NO: MW-13 | SAMPLE ID: | DATE: 3-23-16

PURGING DATA

WELL DIAMETER (inches): 2 | TUBING DIAMETER (inches): 3/8 | WELL SCREEN INTERVAL DEPTH: 100 feet to 120 feet | STATIC DEPTH TO WATER (feet): 105.67 | PURGE PUMP TYPE OR BAILER: BP

WELL VOLUME PURGE: 1 WELL VOLUME = (TOTAL WELL DEPTH – STATIC DEPTH TO WATER) X WELL CAPACITY
(only fill out if applicable) 14.33 = (~~119.50~~ 3-23-16 feet – 105.67 feet) X .16 gallons/foot = 2.30 gallons

EQUIPMENT VOLUME PURGE: 1 EQUIPMENT VOL. = PUMP VOLUME + (TUBING CAPACITY X TUBING LENGTH) + FLOW CELL VOLUME
(only fill out if applicable) = 120.0 gallons + (gallons/foot X feet) + gallons = gallons

INITIAL PUMP OR TUBING DEPTH IN WELL (feet): 117 | FINAL PUMP OR TUBING DEPTH IN WELL (feet): 117 | PURGING INITIATED AT: 1451 | PURGING ENDED AT: 1521 | TOTAL VOLUME PURGED (gallons): 3.8

TIME	VOLUME PURGED (gallons)	CUMUL. VOLUME PURGED (gallons)	PURGE RATE (gpm)	DEPTH TO WATER (feet)	pH (standard units)	TEMP. (°C)	COND. (circle units) µmhos/cm or mS/cm	DISSOLVED OXYGEN (circle units) mg/L or % saturation	TURBIDITY (NTUs)	COLOR describe	ODOR	ORP
1511	2.30	2.30	.12	106.43	5.07	23.6	49	.68	5.62	Clear	No	41
1516	.60	2.90	.12	106.43	5.06	23.6	49	.68	4.42	↓	↓	63
1521	.60	3.50	.12	106.43	5.04	23.6	49	.68	3.41			71.8

WELL CAPACITY (Gallons Per Foot): 0.75" = 0.02; 1" = 0.04; 1.25" = 0.06; 2" = 0.16; 3" = 0.37; 4" = 0.65; 5" = 1.02; 6" = 1.47; 12" = 5.88
TUBING INSIDE DIA. CAPACITY (Gal./Ft.): 1/8" = 0.0006; 3/16" = 0.0014; 1/4" = 0.0026; 5/16" = 0.004; 3/8" = 0.006; 1/2" = 0.010; 5/8" = 0.016

PURGING EQUIPMENT CODES: B = Bailer; BP = Bladder Pump; ESP = Electric Submersible Pump; PP = Peristaltic Pump; O = Other (Specify)

SAMPLING DATA

SAMPLED BY (PRINT) / AFFILIATION: Shawn Victory / Amerlus | SAMPLER(S) SIGNATURE(S): [signature] | SAMPLING INITIATED AT: 1521 | SAMPLING ENDED AT: 1527

PUMP OR TUBING DEPTH IN WELL (feet): 117 | TUBING MATERIAL CODE: PE | FIELD-FILTERED: Y (N) Filtration Equipment Type: | FILTER SIZE: ____ µm

FIELD DECONTAMINATION: PUMP Y (N) TUBING Y (N) (replaced) | DUPLICATE: Y (N)

SAMPLE CONTAINER SPECIFICATION				SAMPLE PRESERVATION			INTENDED ANALYSIS AND/OR METHOD	SAMPLING EQUIPMENT CODE	SAMPLE PUMP FLOW RATE (mL per minute)
SAMPLE ID CODE	# CONTAINERS	MATERIAL CODE	VOLUME	PRESERVATIVE USED	TOTAL VOL ADDED IN FIELD (mL)	FINAL pH			
MW13	1	PE	500	UNP	0	5.0	TDS	BP	220
	2		250	H2SO4		<2.0	350.1, 353.2		
	1		250	HNO3		<2.0	6020, 7470A		
	2		125	UNP		5.0	Cl, NO2		<150
	3	CG	40	HCl		—	8011		<150
	3	CG	40	UNP		—	8260		

REMARKS: well purged @ 200ml 14/16 62 psi

MATERIAL CODES: AG = Amber Glass; CG = Clear Glass; PE = Polyethylene; PP = Polypropylene; S = Silicone; T = Teflon; O = Other (Specify)

SAMPLING EQUIPMENT CODES: APP = After Peristaltic Pump; B = Bailer; BP = Bladder Pump; ESP = Electric Submersible Pump; RFPP = Reverse Flow Peristaltic Pump; SM = Straw Method (Tubing Gravity Drain); O = Other (Specify)

NOTES: 1. The above do not constitute all of the information required by Chapter 62-160, F.A.C.
2. STABILIZATION CRITERIA FOR RANGE OF VARIATION OF LAST THREE CONSECUTIVE READINGS (SEE FS 2212, SECTION 3)
pH: ± 0.2 units Temperature: ± 0.2 °C Specific Conductance: ± 5% Dissolved Oxygen: all readings ≤ 20% saturation (see Table FS 2200-2); optionally, ± 0.2 mg/L or ± 10% (whichever is greater) Turbidity: all readings ≤ 20 NTU; optionally ± 5 NTU or ± 10% (whichever is greater)

.57

Revision Date: February 12, 2009

Page 115 of 150

Logbook ID# FieldSamplingSV-21

TESTAMERICA ORLANDO FIELD SAMPLING LOG –
DEP-SOP-001/01- Form FD 9000-24 GROUNDWATER SAMPLING

Meter #'s: M-1 / T-3

PAGE: 1 of 1

SITE NAME: Citrus County Landfill	SITE LOCATION: Lecanta, FL
WELL NO: MW-18	SAMPLE ID:
DATE: 3-23-16	

PURGING DATA

WELL DIAMETER (inches): 2	TUBING DIAMETER (inches): 1/4	WELL SCREEN INTERVAL DEPTH: 100 feet to 120 feet	STATIC DEPTH TO WATER (feet): 108.35	PURGE PUMP TYPE OR BAILER: BP

WELL VOLUME PURGE: 1 WELL VOLUME = (TOTAL WELL DEPTH – STATIC DEPTH TO WATER) X WELL CAPACITY
(only fill out if applicable)
11.35 = (119.70 feet – 108.35 feet) X .16 gallons/foot = 1.82 gallons

EQUIPMENT VOLUME PURGE: 1 EQUIPMENT VOL. = PUMP VOLUME + (TUBING CAPACITY X TUBING LENGTH) + FLOW CELL VOLUME
(only fill out if applicable)
= gallons + (gallons/foot X feet) + gallons = gallons

INITIAL PUMP OR TUBING DEPTH IN WELL (feet): 115	FINAL PUMP OR TUBING DEPTH IN WELL (feet): 115	PURGING INITIATED AT: 932	PURGING ENDED AT: 1019	TOTAL VOLUME PURGED (gallons): 2.5

TIME	VOLUME PURGED (gallons)	CUMUL. VOLUME PURGED (gallons)	PURGE RATE (gpm)	DEPTH TO WATER (feet)	pH (standard units)	TEMP. (°C)	COND. (circle units) µmhos/cm or µS/cm	DISSOLVED OXYGEN (circle units) ~~mg/L or~~ % saturation	TURBIDITY (NTUs)	COLOR describe	ODOR	ORP
1003	1.82	1.82	.06	water	4.68	22.3	39	2.24	15.9	Clear	No	77.7
1011	.48	2.30	.06	below	4.60	22.1	36	2.55	53.1	↓	↓	81.7
1019	.48	2.78	.06	top of	4.63	22.0	38	2.37	34.8			83.4
				pump								

WELL CAPACITY (Gallons Per Foot): 0.75" = 0.02; 1" = 0.04; 1.25" = 0.06; 2" = 0.16; 3" = 0.37; 4" = 0.65; 5" = 1.02; 6" = 1.47; 12" = 5.88
TUBING INSIDE DIA. CAPACITY (Gal./Ft.): 1/8" = 0.0006; 3/16" = 0.0014; 1/4" = 0.0026; 5/16" = 0.004; 3/8" = 0.006; 1/2" = 0.010; 5/8" = 0.016
PURGING EQUIPMENT CODES: B = Bailer; BP = Bladder Pump; ESP = Electric Submersible Pump; PP = Peristaltic Pump; O = Other (Specify)

SAMPLING DATA

SAMPLED BY (PRINT) / AFFILIATION: Shan Victory / TestAmerica	SAMPLER(S) SIGNATURE(S): [signature]	SAMPLING INITIATED AT: 1020	SAMPLING ENDED AT: 1022
PUMP OR TUBING DEPTH IN WELL (feet): 115	TUBING MATERIAL CODE: PE	FIELD-FILTERED: Y (N) Filtration Equipment Type:	FILTER SIZE: ____ µm
FIELD DECONTAMINATION: PUMP Y (N)	TUBING Y (N) (replaced)	DUPLICATE: Y (N)	

SAMPLE CONTAINER SPECIFICATION				SAMPLE PRESERVATION			INTENDED ANALYSIS AND/OR METHOD	SAMPLING EQUIPMENT CODE	SAMPLE PUMP FLOW RATE (mL per minute)
SAMPLE ID CODE	# CONTAINERS	MATERIAL CODE	VOLUME	PRESERVATIVE USED	TOTAL VOL ADDED IN FIELD (mL)	FINAL pH			
~~MW-18~~	~~1~~	~~PE~~	~~500~~	~~UNP~~	~~15~~		~~TDS~~	~~BP~~	
	~~2~~		~~250~~	~~1:1 H_2SO_4~~		~~<2.0~~	~~350.1, 353.2~~		
	~~1~~	↓	~~250~~	~~HNO3~~		~~<2.0~~	~~6020, 7470A~~		
	~~2~~	↓	~~125~~	~~UNP~~			~~NO_3, Cl~~		
↓	~~3~~	~~CG~~	~~40~~	~~HCl~~	↓	–	~~8011~~	↓	~~<150~~
	3	CG	40	UNP		–	8260		<150

REMARKS: well only got 8260's well purged(60) 1 CPM 40/20 60 psi

MATERIAL CODES: AG = Amber Glass; CG = Clear Glass; PE = Polyethylene; PP = Polypropylene; S = Silicone; T = Teflon; O = Other (Specify)

SAMPLING EQUIPMENT CODES: APP = After Peristaltic Pump; B = Bailer; BP = Bladder Pump; ESP = Electric Submersible Pump; RFPP = Reverse Flow Peristaltic Pump; SM = Straw Method (Tubing Gravity Drain); O = Other (Specify)

NOTES: 1. The above do not constitute all of the information required by Chapter 62-160, F.A.C.
2. STABILIZATION CRITERIA FOR RANGE OF VARIATION OF LAST THREE CONSECUTIVE READINGS (SEE FS 2212, SECTION 3)
pH: ± 0.2 units Temperature: ± 0.2 °C Specific Conductance: ± 5% Dissolved Oxygen: all readings ≤ 20% saturation (see Table FS 2200-2); optionally, ± 0.2 mg/L or ± 10% (whichever is greater) Turbidity: all readings ≤ 20 NTU; optionally ± 5 NTU or ± 10% (whichever is greater)

Revision Date: February 12, 2009

TESTAMERICA ORLANDO FIELD SAMPLING LOG –
DEP-SOP-001/01- Form FD 9000-24 GROUNDWATER SAMPLING

Meter #'s: M-1/7-3 PAGE: 1 of 1

SITE NAME: Citrus County Landfill SITE LOCATION: Lecanto, FL

WELL NO: MW-19 SAMPLE ID: DATE: 3-23-16

PURGING DATA

WELL DIAMETER (inches): 2 TUBING DIAMETER (inches): 1/4 WELL SCREEN INTERVAL DEPTH: 130 feet to NO feet STATIC DEPTH TO WATER (feet): 106.21 PURGE PUMP TYPE OR BAILER: BP

WELL VOLUME PURGE: 1 WELL VOLUME = (TOTAL WELL DEPTH – STATIC DEPTH TO WATER) X WELL CAPACITY
(only fill out if applicable) 33.79 = (140 feet – 106.21 feet) X .16 gallons/foot = 5.41 gallons

EQUIPMENT VOLUME PURGE: 1 EQUIPMENT VOL. = PUMP VOLUME + (TUBING CAPACITY X TUBING LENGTH) + FLOW CELL VOLUME
(only fill out if applicable) = gallons + (gallons/foot X feet) + gallons = gallons

INITIAL PUMP OR TUBING DEPTH IN WELL (feet): 117 FINAL PUMP OR TUBING DEPTH IN WELL (feet): 117 PURGING INITIATED AT: 1038 PURGING ENDED AT: 1127 TOTAL VOLUME PURGED (gallons): 7.5

TIME	VOLUME PURGED (gallons)	CUMUL. VOLUME PURGED (gallons)	PURGE RATE (gpm)	DEPTH TO WATER (feet)	pH (standard units)	TEMP. (°C)	COND. (circle units) µmhos/cm or mS/cm	DISSOLVED OXYGEN (circle units) mg/L or % saturation	TURBIDITY (NTUs)	COLOR describe	ODOR	ORP
1114	5.41	5.41	.17	107.10	5.45	23.2	92	.66	2.84	Clear	NO	36.5
1119	1.36	6.77	.17	107.10	5.45	23.2	84	.63	3.52	↓	↓	30.0
1127	1.36	7.13	.17	107.10	5.40	23.1	84	.66	2.96			25.3

WELL CAPACITY (Gallons Per Foot): 0.75" = 0.02; 1" = 0.04; 1.25" = 0.06; 2" = 0.16; 3" = 0.37; 4" = 0.65; 5" = 1.02; 6" = 1.47; 12" = 5.88
TUBING INSIDE DIA. CAPACITY (Gal./Ft.): 1/8" = 0.0006; 3/16" = 0.0014; 1/4" = 0.0026; 5/16" = 0.004; 3/8" = 0.006; 1/2" = 0.010; 5/8" = 0.016

PURGING EQUIPMENT CODES: B = Bailer; BP = Bladder Pump; ESP = Electric Submersible Pump; PP = Peristaltic Pump; O = Other (Specify)

SAMPLING DATA

SAMPLED BY (PRINT) / AFFILIATION: Shawn Victory / Amerten SAMPLER(S) SIGNATURE(S): [signature] SAMPLING INITIATED AT: 1127 SAMPLING ENDED AT: 1128

PUMP OR TUBING DEPTH IN WELL (feet): 117 TUBING MATERIAL CODE: PE FIELD-FILTERED: Y N Filtration Equipment Type: FILTER SIZE: ____ µm

FIELD DECONTAMINATION: PUMP Y (N) TUBING Y (N) (replaced) DUPLICATE: Y (N)

SAMPLE CONTAINER SPECIFICATION				SAMPLE PRESERVATION			INTENDED ANALYSIS AND/OR METHOD	SAMPLING EQUIPMENT CODE	SAMPLE PUMP FLOW RATE (mL per minute)
SAMPLE ID CODE	# CONTAINERS	MATERIAL CODE	VOLUME	PRESERVATIVE USED	TOTAL VOL ADDED IN FIELD (mL)	FINAL pH			
MW-19	3	CG	40	HCl	Ø	—	8260	BP	<150

REMARKS: well purged @ 1 GPM 30/80 70 psi

MATERIAL CODES: AG = Amber Glass; CG = Clear Glass; PE = Polyethylene; PP = Polypropylene; S = Silicone; T = Teflon; O = Other (Specify)

SAMPLING EQUIPMENT CODES: APP = After Peristaltic Pump; B = Bailer; BP = Bladder Pump; ESP = Electric Submersible Pump; RFPP = Reverse Flow Peristaltic Pump; SM = Straw Method (Tubing Gravity Drain); O = Other (Specify)

NOTES: 1. The above do not constitute all of the information required by Chapter 62-160, F.A.C.
2. STABILIZATION CRITERIA FOR RANGE OF VARIATION OF LAST THREE CONSECUTIVE READINGS (SEE FS 2212, SECTION 3)
pH: ± 0.2 units Temperature: ± 0.2 °C Specific Conductance: ± 5% Dissolved Oxygen: all readings ≤ 20% saturation (see Table FS 2200-2); optionally, ± 0.2 mg/L or ± 10% (whichever is greater) Turbidity: all readings ≤ 20 NTU; optionally ± 5 NTU or ± 10% (whichever is greater)

1.35

Revision Date: February 12, 2009

Logbook ID# FieldSamplingSV-21

TESTAMERICA ORLANDO FIELD SAMPLING LOG –
DEP-SOP-001/01- Form FD 9000-24 GROUNDWATER SAMPLING

PAGE: 1 of

Meter #'s: M-1 / T-3

SITE NAME: Citrus County Landfill | SITE LOCATION: Lecanto, FL

WELL NO: MW-12 | SAMPLE ID: | DATE: 3-24-16

PURGING DATA

WELL DIAMETER (inches): 2 | TUBING DIAMETER (inches): 3/8 | WELL SCREEN INTERVAL DEPTH: 90 feet to 110 feet | STATIC DEPTH TO WATER (feet): 97.72 | PURGE PUMP TYPE OR BAILER: ESP

WELL VOLUME PURGE: 1 WELL VOLUME = (TOTAL WELL DEPTH – STATIC DEPTH TO WATER) X WELL CAPACITY
(only fill out if applicable) 12.28 = (110 feet – 97.72 feet) X .16 gallons/foot = 1.97 gallons

EQUIPMENT VOLUME PURGE: 1 EQUIPMENT VOL. = PUMP VOLUME + (TUBING CAPACITY X TUBING LENGTH) + FLOW CELL VOLUME
(only fill out if applicable) = gallons + (gallons/foot X feet) + gallons = gallons

INITIAL PUMP OR TUBING DEPTH IN WELL (feet): 107 | FINAL PUMP OR TUBING DEPTH IN WELL (feet): 107 | PURGING INITIATED AT: 753 | PURGING ENDED AT: 815 | TOTAL VOLUME PURGED (gallons): 3.2

TIME	VOLUME PURGED (gallons)	CUMUL. VOLUME PURGED (gallons)	PURGE RATE (gpm)	DEPTH TO WATER (feet)	pH (standard units)	TEMP. (°C)	COND. (circle units) µmhos/cm or µS/cm	DISSOLVED OXYGEN (circle units) mg/L or % saturation	TURBIDITY (NTUs)	COLOR describe	ODOR	ORP
807	1.97	1.97	.14	97.80	6.74	23.2	595	1.02	6.37	Clear	No	-73.5
811	.56	2.53	.14	97.80	6.74	23.3	595	.99	4.31	↓	↓	-68.5
815	.54	3.07	.14	97.80	6.74	23.2	596	.98	3.01			-63.7

WELL CAPACITY (Gallons Per Foot): 0.75" = 0.02; 1" = 0.04; 1.25" = 0.06; 2" = 0.16; 3" = 0.37; 4" = 0.65; 5" = 1.02; 6" = 1.47; 12" = 5.88
TUBING INSIDE DIA. CAPACITY (Gal./Ft.): 1/8" = 0.0006; 3/16" = 0.0014; 1/4" = 0.0026; 5/16" = 0.004; 3/8" = 0.006; 1/2" = 0.010; 5/8" = 0.016
PURGING EQUIPMENT CODES: B = Bailer; BP = Bladder Pump; ESP = Electric Submersible Pump; PP = Peristaltic Pump; O = Other (Specify)

SAMPLING DATA

SAMPLED BY (PRINT) / AFFILIATION: Shawn Victory / Amarica | SAMPLER(S) SIGNATURE(S): [signature] | SAMPLING INITIATED AT: 815 | SAMPLING ENDED AT: 820

PUMP OR TUBING DEPTH IN WELL (feet): 107 | TUBING MATERIAL CODE: PE | FIELD-FILTERED: Y (N) Filtration Equipment Type: | FILTER SIZE: ____ µm

FIELD DECONTAMINATION: PUMP Y (N) TUBING Y (N) (replaced) | DUPLICATE: Y (N)

SAMPLE CONTAINER SPECIFICATION				SAMPLE PRESERVATION			INTENDED ANALYSIS AND/OR METHOD	SAMPLING EQUIPMENT CODE	SAMPLE PUMP FLOW RATE (mL per minute)
SAMPLE ID CODE	# CONTAINERS	MATERIAL CODE	VOLUME	PRESERVATIVE USED	TOTAL VOL ADDED IN FIELD (mL)	FINAL pH			
MW-12	1	PE	500	UNP	Ø	6.7	TDS	ESP	500
	2	↓	250	H2SO4		<2.0	350.1, 353.2	↓	↓
	1	↓	250	HNO3		<2.0	6020, 7470A		
	2	↓	125	UNP		6.7	Cl, 6002		
	3	CG	40	HCl		<	8011		<150
	3	CG	40	UNP		=	8260		<150

REMARKS: well purged @ 2GPM 15/15 55 psi

MATERIAL CODES: AG = Amber Glass; CG = Clear Glass; PE = Polyethylene; PP = Polypropylene; S = Silicone; T = Teflon; O = Other (Specify)

SAMPLING EQUIPMENT CODES: APP = After Peristaltic Pump; B = Bailer; BP = Bladder Pump; ESP = Electric Submersible Pump; RFPP = Reverse Flow Peristaltic Pump; SM = Straw Method (Tubing Gravity Drain); O = Other (Specify)

NOTES: 1. The above do not constitute all of the information required by Chapter 62-160, F.A.C.
2. STABILIZATION CRITERIA FOR RANGE OF VARIATION OF LAST THREE CONSECUTIVE READINGS (SEE FS 2212, SECTION 3)
pH: ± 0.2 units Temperature: ± 0.2 °C Specific Conductance: ± 5% Dissolved Oxygen: all readings ≤ 20% saturation (see Table FS 2200-2); optionally, ± 0.2 mg/L or ± 10% (whichever is greater) Turbidity: all readings ≤ 20 NTU; optionally ± 5 NTU or ± 10% (whichever is greater)

Revision Date: February 12, 2009

Logbook ID# FieldSamplingSV-21

TESTAMERICA ORLANDO FIELD SAMPLING LOG –
DEP-SOP-001/01- Form FD 9000-24 GROUNDWATER SAMPLING

PAGE: 1 of 1

Meter #'s: M-1 / T-3

SITE NAME: Citrus County Landfill		SITE LOCATION: Lecanto, FL	
WELL NO: MW-11	SAMPLE ID:		DATE: 3-24-16

PURGING DATA

WELL DIAMETER (inches): 2	TUBING DIAMETER (inches): 3/8	WELL SCREEN INTERVAL DEPTH: 92 feet to 112 feet	STATIC DEPTH TO WATER (feet): 99.05	PURGE PUMP TYPE OR BAILER: ISP

WELL VOLUME PURGE: 1 WELL VOLUME = (TOTAL WELL DEPTH – STATIC DEPTH TO WATER) X WELL CAPACITY
(only fill out if applicable) 12.95 = (112.0 feet – 99.05 feet) X .16 gallons/foot = 2.07 gallons

EQUIPMENT VOLUME PURGE: 1 EQUIPMENT VOL. = PUMP VOLUME + (TUBING CAPACITY X TUBING LENGTH) + FLOW CELL VOLUME
(only fill out if applicable) = gallons + (gallons/foot X feet) + gallons = gallons

INITIAL PUMP OR TUBING DEPTH IN WELL (feet): 109	FINAL PUMP OR TUBING DEPTH IN WELL (feet): 109	PURGING INITIATED AT: 835	PURGING ENDED AT: 858	TOTAL VOLUME PURGED (gallons): 3.5

TIME	VOLUME PURGED (gallons)	CUMUL. VOLUME PURGED (gallons)	PURGE RATE (gpm)	DEPTH TO WATER (feet)	pH (standard units)	TEMP. (°C)	COND. (circle units) µmhos/cm or mS/cm	DISSOLVED OXYGEN (circle units) mg/L or % saturation	TURBIDITY (NTUs)	COLOR describe	ODOR	ORP
850	2.07	2.07	.14	99.06	6.91	23.2	506	.80	4.20	Clear	NO	38.9
854	.56	2.63	.14	99.06	6.96	23.2	505	.75	3.90	↓	↓	37.9
858	.56	3.19	.14	99.06	6.89	23.2	505	.74	2.32	↓	↓	38.6

WELL CAPACITY (Gallons Per Foot): 0.75" = 0.02; 1" = 0.04; 1.25" = 0.06; 2" = 0.16; 3" = 0.37; 4" = 0.65; 5" = 1.02; 6" = 1.47; 12" = 5.88
TUBING INSIDE DIA. CAPACITY (Gal./Ft.): 1/8" = 0.0006; 3/16" = 0.0014; 1/4" = 0.0026; 5/16" = 0.004; 3/8" = 0.006; 1/2" = 0.010; 5/8" = 0.016
PURGING EQUIPMENT CODES: B = Bailer; BP = Bladder Pump; ESP = Electric Submersible Pump; PP = Peristaltic Pump; O = Other (Specify)

SAMPLING DATA

SAMPLED BY (PRINT) / AFFILIATION: Shawn Victory / TestAmerica	SAMPLER(S) SIGNATURE(S): Shawn Victory	SAMPLING INITIATED AT: 858	SAMPLING ENDED AT: 902
PUMP OR TUBING DEPTH IN WELL (feet): 109	TUBING MATERIAL CODE: PE	FIELD-FILTERED: Y (N) Filtration Equipment Type:	FILTER SIZE: ____ µm
FIELD DECONTAMINATION: PUMP Y (N)	TUBING Y (N replaced)	DUPLICATE: Y (N)	

SAMPLE CONTAINER SPECIFICATION				SAMPLE PRESERVATION			INTENDED ANALYSIS AND/OR METHOD	SAMPLING EQUIPMENT CODE	SAMPLE PUMP FLOW RATE (mL per minute)
SAMPLE ID CODE	# CONTAINERS	MATERIAL CODE	VOLUME	PRESERVATIVE USED	TOTAL VOL ADDED IN FIELD (mL)	FINAL pH			
MW-11	1	PE	500	UNP	Ø	6.9	TDS	BP	560
	2		250	H_2SO_4		<2.0	350.1, 353.2		
	1		250	HNO_3		<2.0	6020, 7470A		
	3		125	UNP		6.9	Cl, NO2		
	3	CG	40	HCl		—	8011		2/50
	3	CG	40	UNP		—	8260		2/50

REMARKS:

MATERIAL CODES: AG = Amber Glass; CG = Clear Glass; PE = Polyethylene; PP = Polypropylene; S = Silicone; T = Teflon; O = Other (Specify)
SAMPLING EQUIPMENT CODES: APP = After Peristaltic Pump; B = Bailer; BP = Bladder Pump; ESP = Electric Submersible Pump; RFPP = Reverse Flow Peristaltic Pump; SM = Straw Method (Tubing Gravity Drain); O = Other (Specify)

NOTES: 1. The above do not constitute all of the information required by Chapter 62-160, F.A.C.
2. STABILIZATION CRITERIA FOR RANGE OF VARIATION OF LAST THREE CONSECUTIVE READINGS (SEE FS 2212, SECTION 3)
pH: ± 0.2 units Temperature: ± 0.2 °C Specific Conductance: ± 5% Dissolved Oxygen: all readings ≤ 20% saturation (see Table FS 2200-2); optionally, ± 0.2 mg/L or ± 10% (whichever is greater) Turbidity: all readings ≤ 20 NTU; optionally ± 5 NTU or ± 10% (whichever is greater)

Revision Date: February 12, 2009

ATTACHMENT 7

HISTORICAL DATA SUMMARY

ALL DATA
CITRUS COUNTY CENTRAL LANDFILL
JANUARY 2012 THROUGH MARCH 2016

PARAMETER		CONDUC-TIVITY (FIELD)	DISSOLVED OXYGEN (FIELD)	GROUND-WATER ELEVATION	pH (FIELD)	REDOX POTENTIAL	TEMPER-ATURE (FIELD)	TURBIDITY (FIELD)	AMMONIA NITROGEN	CHLORIDE	NITRATE NITROGEN	TOTAL DISSOLVED SOLIDS	ANTIMONY	ANTIMONY, DISSOLVED	ARSENIC
STANDARD		(1)	(1)	(1)	6.5-8.5 S.U.**	(1)	(1)	(1)	2.8 mg/L***	250 mg/L**	10 mg/L*	500 mg/L**	6 µg/L*	6 µg/L*	10 µg/L*
UNITS		uS/cm	ppm	ft, NGVD	S.U.	mV	deg C	NTU	mg/L	mg/L	mg/L	mg/L	µg/L	µg/L	µg/L
Background															
MW-3	01/18/2012	-	-	5.56	-	-	-	-	0.026	6	0.84	<10	<2.3	-	<1.3
MW-3	07/19/2012	-	-	10.69	-	-	-	-	0.47	13	5.9	80	<2.3	-	<1.3
MW-3	01/22/2013	-	-	8.09	-	-	-	-	<0.026	9.5	3.1	42	<2.3	-	<1.3
MW-3	07/16/2013	-	-	8.06	-	-	-	-	0.031 I	7.9	2.2	38	<2.3	-	<1.3
MW-3	01/22/2014	44	3.48	6.86	4.86	-	19.5	0.55	<0.026	7.6	1.2	8	<2.3	-	<1.3
MW-3	07/22/2014	67	1.37	6.90	4.88	-	26.2	4.6	0.14 J	8.8	3	46	<2.3	-	<1.3
MW-3	01/21/2015	56	4.15	7.77	4.70	-	22.0	0.51	0.11	10	5.8	66	<2.3	-	<1.3
MW-3	07/22/2015	71	3.95	6.31	4.65	-	25.6	1.81	<0.1	7.7	1.7	54	<2.3	-	<1.3
MW-3	03/22/2016	58	3.36	7.98	4.58	159	22.4	1.7	<0.1	7.7	3.7	28	<0.5	-	<1.5
MW-7	01/18/2012	86	0.22	5.67	5.1	-	22.8	2.5	<0.01	4	<0.1	44	<2.3	-	8.7
MW-7	07/18/2012	80	0.22	6.87	4.94	-	23.7	1.4	0.084	4	<0.1	52	<2.3	-	7.1
MW-7	01/22/2013	85	0.19	8.06	5.29	-	23.5	1.28	0.042 I	4.9	<0.1	54	<2.3	-	9.1
MW-7	07/16/2013	100	0.27	6.42	4.2	-	25.4	1.2	0.046 I	4.9	<0.1	46	<2.3	-	11
MW-7	01/22/2014	81	0.14	6.80	5.24	-	22.8	1.11	0.039 I	4.8	<0.1	42	<2.3	-	8.5
MW-7	07/22/2014	118	0.15	8.69	5.15	-	25.6	0.97	0.28	4.6	<0.1	66	<2.3	-	7.7
MW-7	01/21/2015	109	0.38	7.25	5.00	-	24.2	1.56	0.13	5.6	<0.1	58	<2.3	-	6.4
MW-7	07/22/2015	105	1.02	6.27	5.02	-	27.3	1.13	<0.1	6.2	<0.01	56	<2.3	-	7.7
MW-7	03/23/2016	80	0.62	7.82	5.03	16.0	23.3	1.3	<0.1	7.3	<0.01	50	<0.5	-	8.4
Intermediate															
MW-6	01/18/2012	792	0.21	5.72	4.15	-	23.3	1.22	0.96	250 J	2.2	350	<2.3	-	<1.3
MW-6	07/18/2012	782	0.3	7.32	3.99	-	24.7	0.6	1.9	240	2.3	420	<2.3	-	<1.3
MW-6	02/20/2013	810	0.32	7.74	4.49	-	23.2	1.03	1.9	240	5.3	530	<2.3	-	1.8 I
MW-6	07/17/2013	811	0.59	6.56	4.4	-	25.5	0.56	1.6	230	5.4	380	<2.3	-	<1.3
MW-6	01/22/2014	885	0.32	7.00	4.37	-	22.4	1.05	-	280	-	410	-	-	<1.3
MW-6	07/23/2014	930	0.53	7.14	4.30	-	24.9	1.3	-	260	-	460	-	-	<1.3
MW-6	01/21/2015	851	1.37	7.38	4.38	-	23.6	0.43	-	240	-	460	-	-	<1.3
MW-6	07/23/2015	735	0.84	6.43	3.83	-	24.6	2.73	-	190	-	350	-	-	<1.3
MW-6	03/22/2016	906	0.56	7.70	4.43	115	23.9	0.6	-	240	-	420	-	-	<1.5
Compliance															
MW-10	01/17/2012	53	0.37	5.32	4.51	-	22.6	75.1	<0.01	6.4	<0.1	22	<2.3	<2.3	2.8
MW-10	07/18/2012	51	0.31	7.99	4.47	-	23.7	38.7	0.39	4.2	<0.1	24	<2.3	<2.3	2.6
MW-10	01/24/2013	44	0.62	7.49	4.36	-	22.6	31.2	<0.026	6.7	<0.1	12	<2.3	<2.3	1.6 I
MW-10	07/16/2013	58	0.29	6.58	4.35	-	24.7	35.3	<0.026	6.5	<0.1	16	<2.3	<2.3	2.3 I
MW-10	01/21/2014	46	0.31	6.67	4.59	-	22.6	23.4	<0.026	6.3	<0.1	34	<2.3	<2.3	1.9 I
MW-10	07/22/2014	58	0.42	6.57	4.32	-	24.5	32.3	0.056	6.4	<0.1	20	<2.3	<2.3	2.3 I
MW-10	01/20/2015	55	1.53	7.22	4.48	-	22.7	23.5	0.16	6.5	<0.1	36	<2.3	<2.3	2.2 I

ALL DATA
CITRUS COUNTY CENTRAL LANDFILL
JANUARY 2012 THROUGH MARCH 2016

PARAMETER		CONDUC-TIVITY (FIELD)	DISSOLVED OXYGEN (FIELD)	GROUND-WATER ELEVATION	pH (FIELD)	REDOX POTENTIAL	TEMPER-ATURE (FIELD)	TURBIDITY (FIELD)	AMMONIA NITROGEN	CHLORIDE	NITRATE NITROGEN	TOTAL DISSOLVED SOLIDS	ANTIMONY	ANTIMONY, DISSOLVED	ARSENIC
STANDARD UNITS		(1) uS/cm	(1) ppm	(1) ft, NGVD	6.5-8.5 S.U.** S.U.	(1) mV	(1) deg C	(1) NTU	2.8 mg/L*** mg/L	250 mg/L** mg/L	10 mg/L* mg/L	500 mg/L** mg/L	6 µg/L* µg/L	6 µg/L* µg/L	10 µg/L* µg/L
MW-10	07/22/2015	55	0.58	6.13	4.38	-	24.3	58.1	<0.1	6.1	0.016 I	28	<2.3	<2.3	1.8 I
MW-10	03/22/2016	61	0.87	7.25	4.28	35.5	22.6	48.1	<0.1	5.9	<0.01	22	<0.5	<2.3	3.1
MW-11	01/18/2012	389	0.38	4.35	7.04	-	22.8	1.8	<0.01	4.8	0.23 I	220	<2.3	-	<1.3
MW-11	07/17/2012	383	0.41	7.07	6.75	-	23.3	0.66	0.35	5	1.1	200	<2.3	-	<1.3
MW-11	01/23/2013	406	0.27	5.84	6.79	-	23.2	1.41	<0.026	5.8	0.46 I	220	<2.3	-	<1.3
MW-11	07/16/2013	432	0.8	5.69	6.6	-	23.6	2.16	0.05	6	0.24 I	230	<2.3	-	<1.3
MW-11	01/22/2014	485	0.57	5.45	6.99	-	21.7	0.88	0.036 I	6.4	0.31 I	200	<2.3	-	<1.3
MW-11	07/22/2014	485	0.47	5.50	6.79	-	23.6	3.44	0.14	6.7	0.61	240	<2.3	-	<1.3
MW-11	01/20/2015	479	0.87	5.82	6.84	-	20.6	3.95	0.14	7.3	0.38 I	280	<2.3	-	<1.3
MW-11	07/22/2015	488	0.38	5.31	6.87	-	23.6	1.71	0.17 I	8.1	0.33	280	<2.3	-	<1.3
MW-11	03/24/2016	505	0.74	5.64	6.89	38.6	23.2	2.32	<0.1	7.7	0.37	260	<0.5	-	<1.5
MW-12	01/18/2012	679	0.12	4.38	6.58	-	23.1	1.74	0.2	4	<0.1	280	<2.3	-	3.3
MW-12	07/17/2012	544	0.32	7.12	6.76	-	24.6	11.3	0.94	3.4	<0.1	310	<2.3	<2.3	4.1
MW-12	01/23/2013	456	0.21	5.86	6.76	-	23.5	1.33	0.16	4.9	<0.1	240	<2.3	-	2.2 I
MW-12	07/17/2013	591	0.19	5.69	7	-	24.3	4.48	0.11	4.5	<0.1	290	<2.3	-	2.1 I
MW-12	01/22/2014	457	0.24	5.56	6.93	-	27.1	4.71	0.13	4.9	<0.1	240	<2.3	-	2.1 I
MW-12	07/22/2014	584	0.18	5.50	6.74	-	23.9	3.14	0.3	5.2	<0.1	280	<2.3	-	2.5
MW-12	01/20/2015	565	0.53	5.84	6.75	-	23.5	3.26	0.31	5.9	<0.1	330	<2.3	-	1.8 I
MW-12	07/22/2015	629	0.55	5.36	6.17	-	23.8	3.91	0.28	5.2	<0.01	340	<2.3	-	2.4 I
MW-12	03/24/2016	596	0.98	5.64	6.74	-63.7	23.2	3.01	0.29	5.6	<0.01	310	<0.5	-	2.4 I
MW-13	01/17/2012	77	0.46	4.66	5.14	-	23.2	4.71	<0.01	6.2	<0.1	36	<2.3	-	4
MW-13	07/17/2012	82	0.26	6.73	5.29	-	23.9	4.27	0.1	5	<0.1	50	<2.3	-	4.8
MW-13	01/23/2013	70	0.47	6.14	5.03	-	23.1	3.53	0.029 I	5.8	<0.1	16	<2.3	-	3.6
MW-13	07/17/2013	83	0.25	5.65	5.15	-	23.9	3.29	<0.026	5.5	<0.1	48	<2.3	-	3.6
MW-13	01/22/2014	80	0.41	5.62	5.15	-	22.7	1.84	0.026 I	5.6	<0.1	24	<2.3	-	4.4
MW-13	07/23/2014	84	0.50	5.63	5.05	-	23.7	4.69	0.51 J	5.7	<0.1	40	<2.3	-	4.3
MW-13	01/20/2015	81	0.68	6.00	5.30	-	23.2	4.34	0.15	5.9	<0.1	54	<2.3	-	4.2
MW-13	07/22/2015	79	0.90	5.40	5.06	-	23.8	2.81	<0.1	5.7	<0.01	36	<2.3	-	3.9
MW-13	03/23/2016	49	0.68	6.25	5.04	11.8	23.6	3.41	<0.1	5	0.013 I	24	<0.5	-	4.4
MW-14	01/17/2012	471	0.36	4.46	6.72	-	23	2.18	<0.01	4.4 J	<0.1	230	<2.3	-	<1.3
MW-14	07/17/2012	466	0.23	7.1	6.79	-	23.4	4.85	0.16	3.6	<0.1	280	<2.3	-	<1.3
MW-14	01/23/2013	467	0.42	5.81	6.65	-	21.6	4.18	0.032 I	3.6	<0.1	260	<2.3	-	<1.3
MW-14	02/20/2013	496	0.49	5.51	6.83	-	22.6	1.7	-	-	-	-	-	-	-
MW-14	07/17/2013	529	0.33	5.71	6.94	-	23.8	0.73	<0.026	3.6	<0.1	270	<2.3	-	<1.3
MW-14	01/21/2014	431	0.10	5.46	6.91	-	22.9	4.93	0.034 I	3.5	<0.1	280	<2.3	-	<1.3
MW-14	07/23/2014	508	0.44	5.45	6.70	-	23.4	2.3	0.53	3.7	<0.1	260	<2.3	-	<1.3
MW-14	01/20/2015	497	0.39	5.84	6.78	-	23.0	0.79	0.16	3.7	<0.1	290	<2.3	-	<1.3

ALL DATA
CITRUS COUNTY CENTRAL LANDFILL
JANUARY 2012 THROUGH MARCH 2016

PARAMETER		CONDUC-TIVITY (FIELD)	DISSOLVED OXYGEN (FIELD)	GROUND-WATER ELEVATION	pH (FIELD)	REDOX POTENTIAL	TEMPER-ATURE (FIELD)	TURBIDITY (FIELD)	AMMONIA NITROGEN	CHLORIDE	NITRATE NITROGEN	TOTAL DISSOLVED SOLIDS	ANTIMONY	ANTIMONY, DISSOLVED	ARSENIC
STANDARD UNITS		(1) uS/cm	(1) ppm	(1) ft, NGVD	6.5-8.5 S.U.** S.U.	(1) mV	(1) deg C	(1) NTU	2.8 mg/L*** mg/L	250 mg/L** mg/L	10 mg/L* mg/L	500 mg/L** mg/L	6 µg/L* µg/L	6 µg/L* µg/L	10 µg/L* µg/L
MW-14	07/22/2015	510	0.24	5.31	6.78	-	23.5	0.81	<0.1	3.5	0.3	280	<2.3	-	<1.3
MW-14	03/23/2016	416	0.56	5.74	6.67	25.0	23.2	0.69	<0.1	3.5	0.079	290	<0.5	-	<1.5
MW-15	01/17/2012	41	0.14	4.85	4.29	-	22.1	1.06	0.025 J	3	<0.1	6	<2.3	-	5.6
MW-15	07/17/2012	47	0.15	6.56	4.56	-	22.5	3.91	0.19	2.8	<0.1	14	<2.3	-	4.9
MW-15	01/24/2013	48	0.39	6.48	4.69	-	22.1	1.47	0.1	3	<0.1	36	<2.3	-	3.7
MW-15	07/17/2013	50	0.38	5.72	5.14	-	23.3	0.78	0.085	2.8	<0.1	20	<2.3	-	3.7
MW-15	01/22/2014	48	0.19	5.88	5.09	-	26.7	4.33	0.1	2.6	<0.1	12	<2.3	-	3.9
MW-15	07/23/2014	51	0.37	5.80	4.24	-	22.9	3.55	0.67	2.6	<0.1	42	<2.3	-	4.1
MW-15	01/20/2015	51	0.80	6.22	4.55	-	22.5	2.26	0.21	2.8	<0.1	32	<2.3	-	4.1
MW-15	07/23/2015	51	0.65	5.53	4.73	-	22.9	0.69	<0.1	2.7	<0.01	26	<2.3	-	4.1
MW-15	03/23/2016	38	0.50	6.58	4.51	4.8	23.1	0.81	<0.1	3.1	0.018 I	14	<0.5	-	4.5
MW-17	01/17/2012	55	0.12	4.61	4.92	-	23.3	3.53	0.047	3.5	<0.1	22	<2.3	-	2.7
MW-17	07/17/2012	50	0.24	7.38	4.69	-	23.7	4.06	<0.01	5.2	<0.1	18	<2.3	-	3.9
MW-17	01/23/2013	61	0.45	6.05	4.95	-	22.8	2.99	0.23	4.5	<0.1	16	<2.3	-	4
MW-17	07/17/2013	83	0.62	5.76	5.41	-	24.1	3.13	0.1	4.3	<0.1	36	<2.3	-	3.8
MW-17	01/21/2014	76	0.21	5.67	5.30	-	23.3	4.0	0.53	4.1	<0.1	44	<2.3	-	4
MW-17	07/23/2014	105	0.39	5.58	5.18	-	24.1	4.92	1.2	4.8	<0.1	50	<2.3	-	4.6
MW-17	01/20/2015	116	0.78	6.00	5.30	-	23.7	3.23	0.73	4.3	<0.1	64	<2.3	-	4.3
MW-17	07/22/2015	135	0.33	5.42	5.17	-	24.3	2.66	0.56	5	<0.01	68	<2.3	-	4.4
MW-17	03/23/2016	120	0.51	5.87	5.44	-55.7	24.0	4.44	0.3	4.5	0.02	60	<0.5	-	6.5
MW-20	01/18/2012	411	0.22	5.56	5.58	-	22	4.85	1.2	25	<0.1	150	<2.3	-	7.5
MW-20	07/18/2012	369	0.21	7.58	5.49	-	24.8	4.82	1.8	26	<0.1	180	<2.3	-	9.1
MW-20	01/22/2013	523	0.15	7.64	6.15	-	23.9	4.18	0.66	33	<0.1	280	<2.3	-	7.9
MW-20	07/16/2013	420	0.48	6.36	5.39	-	26.1	2.63	0.71	31	<0.1	180	<2.3	-	6.9
MW-20	01/22/2014	372	0.22	6.65	5.94	-	22.8	1.53	0.74	30	<0.1	160	<2.3	-	8.5
MW-20	07/22/2014	350	0.10	6.76	5.67	-	25.7	1.78	1.2	29	<0.1	160	<2.3	-	8
MW-20	01/21/2015	419	1.1	7.03	5.91	-	24.3	2.83	0.95	31	<0.1	210	<2.3	-	7
MW-20	07/22/2015	410	0.27	6.21	5.68	-	25.3	4.29	0.24 I	29	<0.01	190	<2.3	-	7.7
MW-20	03/22/2016	689	0.41	7.31	5.92	-49	24.9	1.82	0.67 J	41	<0.01	240	<0.5	-	8.8
MW-21	01/17/2012	79	0.41	5.33	4.56	-	23.1	55.9	1.7	4.1	<0.1	24	<2.3	<2.3	2.7
MW-21	07/19/2012	66	0.31	7.83	4.48	-	24.5	30.9	1.5	4.2	<0.1	20	<2.3	<2.3	2 I
MW-21	01/22/2013	62	0.32	7.41	4.74	-	23	21.8	1.6	4.8	<0.1	28	<2.3	<2.3	3
MW-21	07/16/2013	62	0.33	6.91	3.91	-	25.5	52.5	1.2	4.5	<0.1	22	<2.3	<2.3	2.8
MW-21	01/21/2014	75	0.34	6.70	4.74	-	22.5	37.9	1.7	4.7	<0.1	56	<2.3	<2.3	3.7
MW-21	07/22/2014	77	0.48	6.61	4.57	-	24.8	33.1	2.5	4.4	<0.1	42	<2.3	<2.3	3.4
MW-21	01/20/2015	97	0.97	7.14	4.54	-	23.5	27.2	2	4.5	<0.1	64	<2.3	<2.3	3.3
MW-21	07/23/2015	113	0.87	6.13	4.20	-	24.5	55.8	2	4.4	<0.01	78	<2.3	<2.3	3.6

ALL DATA
CITRUS COUNTY CENTRAL LANDFILL
JANUARY 2012 THROUGH MARCH 2016

PARAMETER		CONDUC-TIVITY (FIELD)	DISSOLVED OXYGEN (FIELD)	GROUND-WATER ELEVATION	pH (FIELD)	REDOX POTENTIAL	TEMPER-ATURE (FIELD)	TURBIDITY (FIELD)	AMMONIA NITROGEN	CHLORIDE	NITRATE NITROGEN	TOTAL DISSOLVED SOLIDS	ANTIMONY	ANTIMONY, DISSOLVED	ARSENIC
STANDARD		(1)	(1)	(1)	6.5-8.5 S.U.**	(1)	(1)	(1)	2.8 mg/L***	250 mg/L**	10 mg/L*	500 mg/L**	6 µg/L*	6 µg/L*	10 µg/L*
UNITS		uS/cm	ppm	ft, NGVD	S.U.	mV	deg C	NTU	mg/L	mg/L	mg/L	mg/L	µg/L	µg/L	µg/L
MW-21	03/22/2016	109	0.42	7.14	4.64	29.8	23.3	14.2	1.8	4.5	<0.01	20	<0.5	<2.3	4.8
Assessment															
MW-18	01/17/2012	59	1.08	5.33	4.92	-	22.7	13.1	-	-	-	-	-	-	-
MW-18	07/17/2012	61	2.04	10.81	4.9	-	23.5	7.16	-	-	-	-	-	-	-
MW-18	01/24/2013	49	1.57	7.62	4.79	-	20.3	47.2	-	-	-	-	-	-	-
MW-18	07/16/2013	58	0.9	8.22	3.9	-	24.1	12	-	-	-	-	-	-	-
MW-18	01/22/2014	42	1.77	6.85	4.95	-	20.5	31.9	-	-	-	-	-	-	-
MW-18	07/22/2014	54	1.28	6.81	4.54	-	24.3	13	-	-	-	-	-	-	-
MW-18	01/21/2015	49	2.27	7.63	4.79	-	23.1	19.4	-	-	-	-	-	-	-
MW-18	07/23/2015	47	0.99	6.43	4.75	-	25.2	55.1	-	-	-	-	-	-	-
MW-18	03/23/2016	38	2.37	7.47	4.63	83.4	22.0	34.8	-	-	-	-	-	-	-
MW-19	01/17/2012	64	0.82	5.36	5.25	-	22.8	4.07	-	-	-	-	-	-	-
MW-19	07/19/2012	88	1.9	8	5.76	-	23.7	4.94	-	-	-	-	-	-	-
MW-19	01/23/2013	71	0.55	7.54	5.69	-	23	3.45	-	-	-	-	-	-	-
MW-19	07/17/2013	69	1.41	6.7	5.76	-	23.9	3.52	-	-	-	-	-	-	-
MW-19	01/22/2014	74	0.81	6.69	6.11	-	22.7	1.91	-	-	-	-	-	-	-
MW-19	07/22/2014	67	0.53	6.62	5.59	-	23.8	3.9	-	-	-	-	-	-	-
MW-19	01/21/2015	67	0.82	7.26	5.54	-	23.3	2.12	-	-	-	-	-	-	-
MW-19	07/23/2015	100	0.38	6.18	5.63	-	23.8	3.83	-	-	-	-	-	-	-
MW-19	03/23/2016	84	0.66	7.29	5.40	25.3	23.1	2.96	-	-	-	-	-	-	-

LEGEND

*	=Primary Drinking Water Standard	I	= Value is between the Method Detection Level (MDL) and the Reporting Detection Level (RDL)
**	=Secondary Drinking Water Standard	J	= Estimated value
***	=Chapter 62-777 - Groundwater Cleanup Target Level (GCTL)	V	= Analyte found in associated method blank
(1)	=No Standard	Q	= Estimated value; analyte analyzed after acceptable holding time
-	=Not Analyzed		

ALL DATA
CITRUS COUNTY CENTRAL LANDFILL
JANUARY 2012 THROUGH MARCH 2016

PARAMETER		ARSENIC, DISSOLVED	BARIUM	BARIUM, DISSOLVED	BERYLLIUM	BERYLLIUM, DISSOLVED	CADMIUM	CADMIUM, DISSOLVED	CHROMIUM	CHROMIUM, DISSOLVED	COBALT	COBALT, DISSOLVED	COPPER	COPPER, DISSOLVED	IRON
STANDARD UNITS		10 µg/L* µg/L	2000 µg/L* µg/L	2000 µg/L* µg/L	4 µg/L* µg/L	4 µg/L* µg/L	5 µg/L* µg/L	5 µg/L* µg/L	100 µg/L* µg/L	100 µg/L* µg/L	140µg/L*** µg/L	140µg/L*** µg/L	1000 µg/L** µg/L	1000 µg/L** µg/L	300 µg/L** µg/L
Background															
MW-3	01/18/2012	-	12	-	<0.25	-	0.13 I	-	<2.5	-	0.42 I	-	22	-	130
MW-3	07/19/2012	-	32	-	<0.25	-	0.32 I	-	<2.5	-	0.38 I	-	71	-	150
MW-3	01/22/2013	-	17	-	<0.25	-	0.27 I	-	<2.5	-	0.43 I	-	34	-	<33
MW-3	07/16/2013	-	16	-	<0.25	-	0.27 I	-	<2.5	-	0.47 I	-	40	-	<33
MW-3	01/22/2014	-	16	-	<0.25	-	0.14 I	-	<2.5	-	0.56	-	28	-	<33
MW-3	07/22/2014	-	17	-	<0.25	-	0.44 I	-	<2.5	-	0.56	-	48	-	100
MW-3	01/21/2015	-	15	-	<0.25	-	0.29 I	-	<2.5	-	0.4 I	-	27	-	<33
MW-3	07/22/2015	-	12	-	<0.25	-	0.61	-	<2.5	-	0.35 I	-	49	-	<33
MW-3	03/22/2016	-	29	-	<0.17	-	0.24 I	-	<1.6	-	0.58	-	71	-	34 I
MW-7	01/18/2012	-	18	-	<0.25	-	0.19 I	-	<2.5	-	0.8	-	<1.1	-	840
MW-7	07/18/2012	-	16	-	<0.25	-	0.12 I	-	<2.5	-	0.81	-	<1.1	-	920
MW-7	01/22/2013	-	16	-	<0.25	-	<0.095	-	<2.5	-	0.84	-	<1.1	-	1400
MW-7	07/16/2013	-	19	-	<0.25	-	<0.095	-	<2.5	-	1.1	-	1.2 I	-	2000
MW-7	01/22/2014	-	17	-	<0.25	-	<0.095	-	<2.5	-	1	-	2 I	-	1800
MW-7	07/22/2014	-	18	-	<0.25	-	<0.095	-	<2.5	-	1.1	-	<1.1	-	2300
MW-7	01/21/2015	-	16	-	<0.25	-	<0.095	-	<2.5	-	1	-	<1.1	-	1900
MW-7	07/22/2015	-	19	-	<0.25	-	<0.095	-	<2.5	-	1.3	-	5.6	-	2300
MW-7	03/23/2016	-	18	-	<0.17	-	<0.15	-	<1.6	-	1.3	-	17	-	2100
Intermediate															
MW-6	01/18/2012	-	90	-	0.53	-	0.34 I	-	<2.5	-	2.4	-	9.5	-	700
MW-6	07/18/2012	-	72	-	0.34 I	-	0.21 I	-	<2.5	-	1.9	-	8.3	-	2400
MW-6	02/20/2013	-	72	-	0.4 I	-	0.27 I	-	<2.5	-	1.7	-	5.8	-	1800
MW-6	07/17/2013	-	78	-	0.38 I	-	0.29 I	-	<2.5	-	1.9	-	6.5	-	330
MW-6	01/22/2014	-	-	-	-	-	-	-	-	-	-	-	-	-	1100
MW-6	07/23/2014	-	-	-	-	-	-	-	-	-	-	-	-	-	1500
MW-6	01/21/2015	-	-	-	-	-	-	-	-	-	-	-	-	-	2200
MW-6	07/23/2015	-	-	-	-	-	-	-	-	-	-	-	-	-	72 I
MW-6	03/22/2016	-	-	-	-	-	-	-	-	-	-	-	-	-	3100
Compliance															
MW-10	01/17/2012	2.4 I	69	4 I	<0.25	<0.25	<0.095	<0.095	4.7 I	<2.5	0.61	0.61	<1.1	<1.1	6300
MW-10	07/18/2012	2.6	110	5.7	<0.25	<0.25	0.6	<0.095	7.3	<2.5	0.56	0.61	<1.1	<1.1	6300
MW-10	01/24/2013	<1.3	84	2.8 I	<0.25	<0.25	0.19 I	<0.095	7.9	<2.5	0.5	0.47 I	<1.1	<1.1	3700
MW-10	07/16/2013	2.1 I	28	2.7 I	<0.25	<0.25	0.21 I	<0.095	<2.5	<2.5	0.47 I	0.43 I	<1.1	<1.1	5900
MW-10	01/21/2014	1.7 I	83	2.9 I	<0.25	<0.25	0.31 I	<0.095	6.3	<2.5	0.46 I	0.41 I	<1.1	<1.1	5300
MW-10	07/22/2014	2.3 I	57 J	9.8	<0.25	<0.25	0.3 I	<0.095	3.8 I	<2.5	0.4 I	0.41 I	<1.1	<1.1	5200
MW-10	01/20/2015	1.8 I	91	2.9 I	<0.25	<0.25	0.19 I	<0.095	6.5	<2.5	0.38 I	0.42 I	<1.1	<1.1	5100

ALL DATA
CITRUS COUNTY CENTRAL LANDFILL
JANUARY 2012 THROUGH MARCH 2016

PARAMETER		ARSENIC, DISSOLVED	BARIUM	BARIUM, DISSOLVED	BERYLLIUM	BERYLLIUM, DISSOLVED	CADMIUM	CADMIUM, DISSOLVED	CHROMIUM	CHROMIUM, DISSOLVED	COBALT	COBALT, DISSOLVED	COPPER	COPPER, DISSOLVED	IRON
STANDARD UNITS		10 µg/L* µg/L	2000 µg/L* µg/L	2000 µg/L* µg/L	4 µg/L* µg/L	4 µg/L* µg/L	5 µg/L* µg/L	5 µg/L* µg/L	100 µg/L* µg/L	100 µg/L* µg/L	140µg/L*** µg/L	140µg/L*** µg/L	1000 µg/L** µg/L	1000 µg/L** µg/L	300 µg/L** µg/L
MW-10	07/22/2015	1.6 I	33	3.4 I	<0.25	<0.25	0.2 I	<0.095	<2.5	<2.5	0.35 I	0.33 I	<1.1	<1.1	5000
MW-10	03/22/2016	1.9 I	200	27	0.18 I	<0.25	0.54	<0.095	15	<2.5	0.6	0.46 I	2.1 I	1.3 I	5800
MW-11	01/18/2012	-	22	-	<0.25	-	<0.095	-	<2.5	-	<0.15	-	<1.1	-	33 I
MW-11	07/17/2012	-	19	-	<0.25	-	0.16 I	-	<2.5	-	<0.15	-	<1.1	-	40 I
MW-11	01/23/2013	-	18	-	<0.25	-	<0.095	-	<2.5	-	<0.15	-	<1.1	-	<33
MW-11	07/16/2013	-	18	-	<0.25	-	<0.095	-	<2.5	-	<0.15	-	6	-	37 I
MW-11	01/22/2014	-	23	-	<0.25	-	<0.095	-	<2.5	-	<0.15	-	<1.1	-	<33
MW-11	07/22/2014	-	22	-	<0.25	-	<0.095	-	<2.5	-	0.2 I	-	<1.1	-	<33
MW-11	01/20/2015	-	22	-	<0.25	-	<0.095	-	3 I	-	<0.15	-	<1.1	-	73 I
MW-11	07/22/2015	-	28	-	<0.25	-	0.11 I	-	<2.5	-	<0.15	-	<1.1	-	38 I
MW-11	03/24/2016	-	33	-	<0.17	-	<0.15	-	<1.6	-	0.14 I	-	<1.7	-	56 I
MW-12	01/18/2012	-	16	-	<0.25	-	<0.095	-	<2.5	-	0.89	-	<1.1	-	4700
MW-12	07/17/2012	3.7	19	18	<0.25	<0.25	0.14 I	<0.095	<2.5	<2.5	1.2	1.1	<1.1	<1.1	6900
MW-12	01/23/2013	-	16	-	<0.25	-	<0.095	-	<2.5	-	0.54	-	<1.1	-	2700
MW-12	07/17/2013	-	17	-	<0.25	-	<0.095	-	<2.5	-	0.55	-	<1.1	-	3600
MW-12	01/22/2014	-	16	-	<0.25	-	<0.095	-	<2.5	-	0.26 I	-	<1.1	-	3300
MW-12	07/22/2014	-	15	-	<0.25	-	<0.095	-	<2.5	-	0.62	-	<1.1	-	2700
MW-12	01/20/2015	-	17	-	<0.25	-	<0.095	-	<2.5	-	0.41 I	-	<1.1	-	2900
MW-12	07/22/2015	-	21	-	<0.25	-	<0.095	-	<2.5	-	0.66	-	<1.1	-	4100
MW-12	03/24/2016	-	23	-	<0.17	-	<0.15	-	<1.6	-	0.71	-	<1.7	-	4200
MW-13	01/17/2012	-	3.3 I	-	<0.25	-	0.11 I	-	2.7 I	-	6.6	-	<1.1	-	3000
MW-13	07/17/2012	-	6.4	-	<0.25	-	<0.095	-	<2.5	-	8.2	-	<1.1	-	3200
MW-13	01/23/2013	-	5.4	-	<0.25	-	<0.095	-	<2.5	-	6.1	-	<1.1	-	2700
MW-13	07/17/2013	-	2.8 I	-	<0.25	-	<0.095	-	<2.5	-	6.3	-	<1.1	-	3100
MW-13	01/22/2014	-	2.4 I	-	<0.25	-	<0.095	-	<2.5	-	6.9	-	<1.1	-	3500
MW-13	07/23/2014	-	5.1	-	<0.25	-	<0.095	-	<2.5	-	6.2	-	<1.1	-	3400
MW-13	01/20/2015	-	10	-	<0.25	-	<0.095	-	<2.5	-	6.5	-	2.5 I	-	3700
MW-13	07/22/2015	-	3.5 I	-	<0.25	-	<0.095	-	<2.5	-	6.3	-	<1.1	-	3400
MW-13	03/23/2016	-	6.1	-	<0.17	-	<0.15	-	<1.6	-	5.3	-	<1.7	-	2900
MW-14	01/17/2012	-	15	-	<0.25	-	0.55	-	<2.5	-	0.89	-	<1.1	-	81 I
MW-14	07/17/2012	-	18	-	<0.25	-	0.6	-	<2.5	-	1.1	-	<1.1	-	220
MW-14	01/23/2013	-	14	-	<0.25	-	0.87	-	<2.5	-	1.4	-	<1.1	-	420
MW-14	02/20/2013	-	-	-	-	-	-	-	-	-	-	-	-	-	210
MW-14	07/17/2013	-	12	-	<0.25	-	0.31 I	-	<2.5	-	0.75	-	<1.1	-	62 I
MW-14	01/21/2014	-	14	-	<0.25	-	0.33 I	-	<2.5	-	1.1	-	<1.1	-	150
MW-14	07/23/2014	-	13	-	<0.25	-	0.34 I	-	<2.5	-	0.9	-	<1.1	-	51 I
MW-14	01/20/2015	-	11	-	<0.25	-	0.39 I	-	<2.5	-	0.5	-	<1.1	-	45 I

ALL DATA
CITRUS COUNTY CENTRAL LANDFILL
JANUARY 2012 THROUGH MARCH 2016

PARAMETER		ARSENIC, DISSOLVED	BARIUM	BARIUM, DISSOLVED	BERYLLIUM	BERYLLIUM, DISSOLVED	CADMIUM	CADMIUM, DISSOLVED	CHROMIUM	CHROMIUM, DISSOLVED	COBALT	COBALT, DISSOLVED	COPPER	COPPER, DISSOLVED	IRON
STANDARD UNITS		10 µg/L* µg/L	2000 µg/L* µg/L	2000 µg/L* µg/L	4 µg/L* µg/L	4 µg/L* µg/L	5 µg/L* µg/L	5 µg/L* µg/L	100 µg/L* µg/L	100 µg/L* µg/L	140µg/L*** µg/L	140µg/L*** µg/L	1000 µg/L** µg/L	1000 µg/L** µg/L	300 µg/L** µg/L
MW-14	07/22/2015	-	11	-	<0.25	-	0.23 I	-	<2.5	-	0.32 I	-	<1.1	-	35 I
MW-14	03/23/2016	-	11	-	<0.17	-	0.41 I	-	<1.6	-	0.54	-	<1.7	-	72 I
MW-15	01/17/2012	-	2 I	-	<0.25	-	<0.095	-	<2.5	-	0.29 I	-	<1.1	-	6100
MW-15	07/17/2012	-	6.7	-	<0.25	-	0.69	-	<2.5	-	0.33 I	-	1.7 I	-	8200
MW-15	01/24/2013	-	5	-	<0.25	-	0.24 I	-	<2.5	-	0.38 I	-	<1.1	-	9000
MW-15	07/17/2013	-	4.5 I	-	<0.25	-	0.36 I	-	<2.5	-	0.3 I	-	<1.1	-	7000
MW-15	01/22/2014	-	11	-	<0.25	-	<0.095	-	3.7 I	-	4.1	-	<1.1	-	9800
MW-15	07/23/2014	-	2.9 I	-	<0.25	-	<0.095	-	<2.5	-	0.28 I	-	<1.1	-	7200
MW-15	01/20/2015	-	2.3 I	-	<0.25	-	<0.095	-	<2.5	-	0.24 I	-	<1.1	-	7500
MW-15	07/23/2015	-	1.3 I	-	<0.25	-	<0.095	-	<2.5	-	0.21 I	-	<1.1	-	7200
MW-15	03/23/2016	-	4.3 I	-	0.44 I	-	0.41 I	-	<1.6	-	1.4	-	2.8 I	-	8900
MW-17	01/17/2012	-	4.4 I	-	<0.25	-	<0.095	-	<2.5	-	5.8	-	<1.1	-	7600
MW-17	07/17/2012	-	10	-	<0.25	-	<0.095	-	<2.5	-	5.2	-	<1.1	-	7700
MW-17	01/23/2013	-	7.5	-	<0.25	-	<0.095	-	<2.5	-	5.9	-	<1.1	-	7700
MW-17	07/17/2013	-	13	-	<0.25	-	0.32 I	-	<2.5	-	4.9	-	<1.1	-	8600
MW-17	01/21/2014	-	7	-	<0.25	-	<0.095	-	<2.5	-	4.7	-	<1.1	-	11000
MW-17	07/23/2014	-	13	-	<0.25	-	<0.095	-	<2.5	-	5.8	-	<1.1	-	13000
MW-17	01/20/2015	-	4.9 I	-	<0.25	-	<0.095	-	<2.5	-	6.4	-	<1.1	-	13000
MW-17	07/22/2015	-	2.7 I	-	<0.25	-	<0.095	-	<2.5	-	6.3	-	1.7 I	-	15000
MW-17	03/23/2016	-	10	-	<0.17	-	<0.15	-	<1.6	-	5.7	-	<1.7	-	24000
MW-20	01/18/2012	-	9.5	-	<0.25	-	<0.095	-	<2.5	-	2.8	-	<1.1	-	31000
MW-20	07/18/2012	-	10	-	<0.25	-	<0.095	-	<2.5	-	2.5	-	<1.1	-	39000
MW-20	01/22/2013	-	32	-	<0.25	-	<0.095	-	<2.5	-	3.8	-	<1.1	-	85000
MW-20	07/16/2013	-	14	-	<0.25	-	0.27 I	-	<2.5	-	2.7	-	<1.1	-	62000
MW-20	01/22/2014	-	19	-	<0.25	-	<0.095	-	<2.5	-	2.3	-	<1.1	-	66000
MW-20	07/22/2014	-	19	-	<0.25	-	<0.095	-	<2.5	-	1.6	-	<1.1	-	50000
MW-20	01/21/2015	-	16	-	<0.25	-	<0.095	-	<2.5	-	2.1	-	<1.1	-	63000
MW-20	07/22/2015	-	13	-	<0.25	-	0.2 I	-	<2.5	-	2.4	-	<1.1	-	67000
MW-20	03/22/2016	-	26	-	<0.17	-	<0.15	-	<1.6	-	3.2	-	<1.7	-	160000
MW-21	01/17/2012	2.5	35	1.3 I	0.28 I	<0.25	<0.095	<0.095	5.2	<2.5	0.77	0.6	1.8 I	<1.1	1500
MW-21	07/19/2012	2.4 I	36	3.5 I	0.26 I	<0.25	0.18 I	<0.095	3.7 I	<2.5	0.49 I	0.5	1.1 I	<1.1	1400
MW-21	01/22/2013	2.9	27	<1.3	<0.25	<0.25	<0.095	<0.095	3.7 I	<2.5	0.54	0.49 I	<1.1	<1.1	1200
MW-21	07/16/2013	2.9	16	<1.3	<0.25	<0.25	<0.095	<0.095	<2.5	<2.5	0.3 I	0.32 I	<1.1	<1.1	740
MW-21	01/21/2014	3.4	47	<1.3	<0.25	<0.25	<0.095	<0.095	6.3	<2.5	0.54	0.44 I	1.2 I	<1.1	1600
MW-21	07/22/2014	2.9	35	2.9 I	<0.25	<0.25	0.17 I	0.18 I	4.2 I	<2.5	0.46 I	0.28 I	<1.1	1.6 I	1200
MW-21	01/20/2015	3.4	33	<1.3	<0.25	<0.25	0.13 I	<0.095	4.2 I	<2.5	0.66	0.57	<1.1	<1.1	1300
MW-21	07/23/2015	3.5	11	<1.3	<0.25	<0.25	0.14 I	<0.095	<2.5	<2.5	2.6	2.4	<1.1	<1.1	1800

ALL DATA
CITRUS COUNTY CENTRAL LANDFILL
JANUARY 2012 THROUGH MARCH 2016

PARAMETER		ARSENIC, DISSOLVED	BARIUM	BARIUM, DISSOLVED	BERYLLIUM	BERYLLIUM, DISSOLVED	CADMIUM	CADMIUM, DISSOLVED	CHROMIUM	CHROMIUM, DISSOLVED	COBALT	COBALT, DISSOLVED	COPPER	COPPER, DISSOLVED	IRON
STANDARD UNITS		10 µg/L* µg/L	2000 µg/L* µg/L	2000 µg/L* µg/L	4 µg/L* µg/L	4 µg/L* µg/L	5 µg/L* µg/L	5 µg/L* µg/L	100 µg/L* µg/L	100 µg/L* µg/L	140µg/L*** µg/L	140µg/L*** µg/L	1000 µg/L** µg/L	1000 µg/L** µg/L	300 µg/L** µg/L
MW-21	03/22/2016	4.5	26	3.8 I	<0.17	<0.25	<0.15	<0.095	3.9 I	3.3 I	1.3	1.3	<1.7	<1.1	3000
Assessment															
MW-18	01/17/2012	-	-	-	-	-	-	-	-	-	-	-	-	-	-
MW-18	07/17/2012	-	-	-	-	-	-	-	-	-	-	-	-	-	-
MW-18	01/24/2013	-	-	-	-	-	-	-	-	-	-	-	-	-	-
MW-18	07/16/2013	-	-	-	-	-	-	-	-	-	-	-	-	-	-
MW-18	01/22/2014	-	-	-	-	-	-	-	-	-	-	-	-	-	-
MW-18	07/22/2014	-	-	-	-	-	-	-	-	-	-	-	-	-	-
MW-18	01/21/2015	-	-	-	-	-	-	-	-	-	-	-	-	-	-
MW-18	07/23/2015	-	-	-	-	-	-	-	-	-	-	-	-	-	-
MW-18	03/23/2016	-	-	-	-	-	-	-	-	-	-	-	-	-	-
MW-19	01/17/2012	-	-	-	-	-	-	-	-	-	-	-	-	-	-
MW-19	07/19/2012	-	-	-	-	-	-	-	-	-	-	-	-	-	-
MW-19	01/23/2013	-	-	-	-	-	-	-	-	-	-	-	-	-	-
MW-19	07/17/2013	-	-	-	-	-	-	-	-	-	-	-	-	-	-
MW-19	01/22/2014	-	-	-	-	-	-	-	-	-	-	-	-	-	-
MW-19	07/22/2014	-	-	-	-	-	-	-	-	-	-	-	-	-	-
MW-19	01/21/2015	-	-	-	-	-	-	-	-	-	-	-	-	-	-
MW-19	07/23/2015	-	-	-	-	-	-	-	-	-	-	-	-	-	-
MW-19	03/23/2016	-	-	-	-	-	-	-	-	-	-	-	-	-	-

LEGEND

*	=Primary Drinking Water Standard	I	= Value is between the Method Detection Level (MDL) and the Reporting Detection Level (RDL)
**	=Secondary Drinking Water Standard	J	= Estimated value
***	=Chapter 62-777 - Groundwater Cleanup Target Level (GCTL)	V	= Analyte found in associated method blank
(1)	=No Standard	Q	= Estimated value; analyte analyzed after acceptable holding time
-	=Not Analyzed		

ALL DATA
CITRUS COUNTY CENTRAL LANDFILL
JANUARY 2012 THROUGH MARCH 2016

PARAMETER		IRON, DISSOLVED	LEAD	LEAD, DISSOLVED	MERCURY	MERCURY, DISSOLVED	NICKEL	NICKEL, DISSOLVED	SELENIUM	SELENIUM, DISSOLVED	SILVER	SILVER, DISSOLVED	SODIUM	SODIUM, DISSOLVED	THALLIUM
STANDARD		300 µg/L**	15 µg/L*	15 µg/L*	2 µg/L*	2 µg/L*	100 µg/L*	100 µg/L*	50 µg/L*	50 µg/L*	100 µg/L**	100 µg/L**	160 mg/L*	160 mg/L*	2 µg/L*
UNITS		µg/L	µg/L	µg/L	µg/L	µg/L	µg/L	µg/L	µg/L	µg/L	µg/L	µg/L	mg/L	mg/L	µg/L
Background															
MW-3	01/18/2012	-	5.6	-	<0.091	-	2.8 I	-	<1	-	<0.25	-	4.3	-	<0.5
MW-3	07/19/2012	-	5.6	-	0.19 I	-	7.9	-	1.6 I	-	<0.25	-	11	-	<0.5
MW-3	01/22/2013	-	3.9	-	<0.091	-	7.2	-	<1	-	0.46 I	-	6.8	-	<0.5
MW-3	07/16/2013	-	4	-	<0.091	-	4.9 I	-	<1	-	<0.25	-	6.8	-	<0.5
MW-3	01/22/2014	-	3.3	-	<0.091	-	3.8 I	-	<1	-	<0.25	-	6.6	-	<0.5
MW-3	07/22/2014	-	2.9	-	<0.091	-	10	-	<1	-	<0.25	-	5.7	-	<0.5
MW-3	01/21/2015	-	3.8	-	<0.091	-	6	-	<1	-	<0.25	-	6.5	-	<0.5
MW-3	07/22/2015	-	2.1	-	<0.091	-	3.5 I	-	<1	-	<0.25	-	4.9	-	<0.5
MW-3	03/22/2016	-	6	-	<0.08	-	5	-	<1	-	<0.1	-	8.9	-	<0.49
MW-7	01/18/2012	-	0.82 I	-	<0.091	-	5.3	-	<1	-	<0.25	-	11	-	<0.5
MW-7	07/18/2012	-	0.37 I	-	<0.091	-	6.6	-	<1	-	<0.25	-	10	-	<0.5
MW-7	01/22/2013	-	0.39 I	-	<0.091	-	5.8	-	<1	-	<0.25	-	10	-	<0.5
MW-7	07/16/2013	-	0.3 I	-	<0.091	-	7.7	-	<1	-	<0.25	-	12	-	<0.5
MW-7	01/22/2014	-	0.24 I	-	<0.091	-	7.5	-	<1	-	<0.25	-	9.8	-	<0.5
MW-7	07/22/2014	-	1.3 I	-	<0.091	-	7.8	-	<1	-	<0.25	-	8.9	-	<0.5
MW-7	01/21/2015	-	0.65 I	-	<0.091	-	8	-	<1	-	<0.25	-	9.3	-	<0.5
MW-7	07/22/2015	-	1.1 I	-	<0.091	-	8.9	-	<1	-	<0.25	-	9.6	-	<0.5
MW-7	03/23/2016	-	1.3 I	-	<0.08	-	9.2	-	<1	-	<0.1	-	11	-	<0.49
Intermediate															
MW-6	01/18/2012	-	2.9	-	<0.091	-	28	-	<1	-	<0.25	-	110	-	<0.5
MW-6	07/18/2012	-	3.8	-	0.26	-	26	-	<1	-	<0.25	-	120 J	-	<0.5
MW-6	02/20/2013	-	1.2 I	-	0.13 I	-	16	-	1 I	-	0.68 I	-	120 J	-	0.6 I
MW-6	07/17/2013	-	1.6	-	0.22	-	23	-	<1	-	<0.25	-	110	-	<0.5
MW-6	01/22/2014	-	-	-	-	-	-	-	-	-	-	-	150	-	-
MW-6	07/23/2014	-	-	-	-	-	-	-	-	-	-	-	110	-	-
MW-6	01/21/2015	-	-	-	-	-	-	-	-	-	-	-	130	-	-
MW-6	07/23/2015	-	-	-	-	-	-	-	-	-	-	-	91	-	-
MW-6	03/22/2016	-	-	-	-	-	-	-	-	-	-	-	160	-	-
Compliance															
MW-10	01/17/2012	6200	2.2	<0.2	<0.091	<0.091	2.9 I	2.9 I	<1	<1	<0.25	<0.25	4.5	4.6	<0.5
MW-10	07/18/2012	6300	4.1	<0.2	<0.091	<0.091	4.2 I	3.3 I	1.2 IV	<1	<0.25	<0.25	5	5	<0.5
MW-10	01/24/2013	3000	3	<0.2	<0.091	<0.091	4.2 I	<2	<1	<1	<0.25	<0.25	5.2	4.9	<0.5
MW-10	07/16/2013	5000	0.92 I	<0.2	<0.091	<0.091	<2	<2	<1	<1	<0.25	<0.25	5.4	5	<0.5
MW-10	01/21/2014	4800	2.9	<0.2	<0.091	<0.091	2.7 I	<2	<1	<1	0.36 I	<0.25	5	4.8	<0.5
MW-10	07/22/2014	5900	2.1	0.31 I	<0.091	<0.091	2 I	2.2 I	<1	<1	0.52 I	<0.25	3.9 J	4.7	<0.5
MW-10	01/20/2015	4700	3.3	<0.2	<0.091	<0.091	3.3 I	<2	1.4 I	<1	<0.25	<0.25	5	4.7	<0.5

ALL DATA
CITRUS COUNTY CENTRAL LANDFILL
JANUARY 2012 THROUGH MARCH 2016

PARAMETER		IRON, DISSOLVED	LEAD	LEAD, DISSOLVED	MERCURY	MERCURY, DISSOLVED	NICKEL	NICKEL, DISSOLVED	SELENIUM	SELENIUM, DISSOLVED	SILVER	SILVER, DISSOLVED	SODIUM	SODIUM, DISSOLVED	THALLIUM
STANDARD UNITS		300 µg/L** µg/L	15 µg/L* µg/L	15 µg/L* µg/L	2 µg/L* µg/L	2 µg/L* µg/L	100 µg/L* µg/L	100 µg/L* µg/L	50 µg/L* µg/L	50 µg/L* µg/L	100 µg/L** µg/L	100 µg/L** µg/L	160 mg/L* mg/L	160 mg/L* mg/L	2 µg/L* µg/L
MW-10	07/22/2015	4700	1.1 I	<0.2	<0.091	<0.091	<2	<2	<1	<1	<0.25	<0.25	4.8	4.6	<0.5
MW-10	03/22/2016	4300	7.6	0.92 I	<0.08	<0.091	4.7 I	<2	<1	<1	0.25 I	<0.25	6.8	6.1	<0.49
MW-11	01/18/2012	-	<0.2	-	<0.091	-	<2	-	<1	-	<0.25	-	3.3	-	0.71 I
MW-11	07/17/2012	-	<0.2	-	<0.091	-	<2	-	<1	-	<0.25	-	3.5	-	0.95 I
MW-11	01/23/2013	-	<0.2	-	<0.091	-	<2	-	<1	-	<0.25	-	3.3	-	0.89 I
MW-11	07/16/2013	-	<0.2	-	<0.091	-	<2	-	<1	-	<0.25	-	3.3	-	0.62 I
MW-11	01/22/2014	-	<0.2	-	<0.091	-	<2	-	<1	-	<0.25	-	3.9	-	1
MW-11	07/22/2014	-	<0.2	-	<0.091	-	<2	-	<1	-	<0.25	-	3.4	-	1.1
MW-11	01/20/2015	-	<0.2	-	<0.091	-	3 I	-	<1	-	<0.25	-	4.3	-	1.2
MW-11	07/22/2015	-	<0.2	-	<0.091	-	2.2 I	-	<1	-	<0.25	-	4.6	-	1.8
MW-11	03/24/2016	-	<0.98	-	<0.08	-	3.3 I	-	<1	-	<0.1	-	5.2	-	1.9
MW-12	01/18/2012	-	<0.2	-	<0.091	-	<2	-	<1	-	<0.25	-	2.7	-	<0.5
MW-12	07/17/2012	6900	<0.2	<0.2	<0.091	<0.091	2.2 I	2.1 I	<1	<1	<0.25	<0.25	2.9	3	<0.5
MW-12	01/23/2013	-	<0.2	-	<0.091	-	<2	-	<1	-	<0.25	-	2.8	-	<0.5
MW-12	07/17/2013	-	<0.2	-	<0.091	-	<2	-	<1	-	<0.25	-	3.2	-	<0.5
MW-12	01/22/2014	-	<0.2	-	<0.091	-	<2	-	<1	-	<0.25	-	3.4	-	<0.5
MW-12	07/22/2014	-	<0.2	-	<0.091	-	<2	-	<1	-	<0.25	-	2.9	-	<0.5
MW-12	01/20/2015	-	<0.2	-	<0.091	-	<2	-	<1	-	<0.25	-	3.5	-	<0.5
MW-12	07/22/2015	-	<0.2	-	<0.091	-	<2	-	<1	-	<0.25	-	3.5	-	<0.5
MW-12	03/24/2016	-	<0.98	-	<0.08	-	2 I	-	<1	-	<0.1	-	4.3	-	<0.49
MW-13	01/17/2012	-	<0.2	-	<0.091	-	4.4 I	-	<1	-	<0.25	-	3.1	-	<0.5
MW-13	07/17/2012	-	0.25 I	-	<0.091	-	4.3 I	-	<1	-	<0.25	-	3.6	-	<0.5
MW-13	01/23/2013	-	<0.2	-	<0.091	-	3.3 I	-	<1	-	<0.25	-	3	-	<0.5
MW-13	07/17/2013	-	<0.2	-	<0.091	-	3.7 I	-	<1	-	<0.25	-	2.9	-	<0.5
MW-13	01/22/2014	-	<0.2	-	<0.091	-	3.1 I	-	<1	-	<0.25	-	3.4	-	<0.5
MW-13	07/23/2014	-	<0.2	-	<0.091	-	3.9 I	-	<1	-	<0.25	-	2.7	-	<0.5
MW-13	01/20/2015	-	0.54 I	-	<0.091	-	4.9 I	-	<1	-	<0.25	-	3.1	-	<0.5
MW-13	07/22/2015	-	<0.2	-	<0.091	-	3 I	-	<1	-	<0.25	-	2.9	-	<0.5
MW-13	03/23/2016	-	<0.98	-	<0.08	-	2.9 I	-	<1	-	<0.1	-	2.8	-	<0.49
MW-14	01/17/2012	-	<0.2	-	<0.091	-	<2	-	<1	-	<0.25	-	3.1	-	<0.5
MW-14	07/17/2012	-	<0.2	-	<0.091	-	2 I	-	<1	-	<0.25	-	3.2	-	<0.5
MW-14	01/23/2013	-	<0.2	-	0.58	-	2.4 I	-	<1	-	<0.25	-	3	-	<0.5
MW-14	02/20/2013	-	-	-	-	-	-	-	-	-	-	-	-	-	-
MW-14	07/17/2013	-	<0.2	-	<0.091	-	<2	-	<1	-	<0.25	-	3.1	-	<0.5
MW-14	01/21/2014	-	<0.2	-	0.11 I	-	<2	-	<1	-	<0.25	-	2.9	-	<0.5
MW-14	07/23/2014	-	<0.2	-	<0.091	-	<2	-	<1	-	<0.25	-	3	-	<0.5
MW-14	01/20/2015	-	<0.2	-	<0.091	-	<2	-	<1	-	<0.25	-	3	-	<0.5

ALL DATA
CITRUS COUNTY CENTRAL LANDFILL
JANUARY 2012 THROUGH MARCH 2016

PARAMETER		IRON, DISSOLVED	LEAD	LEAD, DISSOLVED	MERCURY	MERCURY, DISSOLVED	NICKEL	NICKEL, DISSOLVED	SELENIUM	SELENIUM, DISSOLVED	SILVER	SILVER, DISSOLVED	SODIUM	SODIUM, DISSOLVED	THALLIUM
STANDARD UNITS		300 µg/L** µg/L	15 µg/L* µg/L	15 µg/L* µg/L	2 µg/L* µg/L	2 µg/L* µg/L	100 µg/L* µg/L	100 µg/L* µg/L	50 µg/L* µg/L	50 µg/L* µg/L	100 µg/L** µg/L	100 µg/L** µg/L	160 mg/L* mg/L	160 mg/L* mg/L	2 µg/L* µg/L
MW-14	07/22/2015	-	<0.2	-	<0.091	-	<2	-	<1	-	<0.25	-	3.4	-	<0.5
MW-14	03/23/2016	-	<0.98	-	<0.08	-	<1.9	-	<1	-	<0.1	-	3.9	-	<0.49
MW-15	01/17/2012	-	<0.2	-	<0.091	-	<2	-	<1	-	<0.25	-	1.8	-	<0.5
MW-15	07/17/2012	-	0.44 I	-	<0.091	-	4 I	-	1.1 I	-	0.27 I	-	1.9	-	<0.5
MW-15	01/24/2013	-	<0.2	-	<0.091	-	3.3 I	-	<1	-	<0.25	-	1.6	-	<0.5
MW-15	07/17/2013	-	0.52 I	-	<0.091	-	2.8 I	-	<1	-	<0.25	-	1.7	-	<0.5
MW-15	01/22/2014	-	0.22 I	-	<0.091	-	5.4	-	<1	-	<0.25	-	2.1	-	<0.5
MW-15	07/23/2014	-	<0.2	-	<0.091	-	3.1 I	-	<1	-	<0.25	-	1.7	-	<0.5
MW-15	01/20/2015	-	0.28 I	-	<0.091	-	2 I	-	<1	-	<0.25	-	1.8	-	<0.5
MW-15	07/23/2015	-	<0.2	-	<0.091	-	<2	-	<1	-	<0.25	-	2	-	<0.5
MW-15	03/23/2016	-	1.7 I	-	<0.08	-	2.5 I	-	1.8 I	-	0.36 I	-	2.5	-	<0.49
MW-17	01/17/2012	-	<0.2	-	<0.091	-	2.5 I	-	<1	-	<0.25	-	3.1	-	<0.5
MW-17	07/17/2012	-	0.24 I	-	<0.091	-	2.5 I	-	<1	-	<0.25	-	2.3	-	<0.5
MW-17	01/23/2013	-	<0.2	-	<0.091	-	<2	-	<1	-	<0.25	-	2.5	-	<0.5
MW-17	07/17/2013	-	0.4 I	-	<0.091	-	3.9 I	-	<1	-	<0.25	-	2.5	-	<0.5
MW-17	01/21/2014	-	<0.2	-	<0.091	-	<2	-	<1	-	<0.25	-	2.4	-	<0.5
MW-17	07/23/2014	-	0.29 I	-	<0.091	-	2.3 I	-	<1	-	<0.25	-	2.4	-	<0.5
MW-17	01/20/2015	-	<0.2	-	<0.091	-	2.4 I	-	<1	-	<0.25	-	2.3	-	<0.5
MW-17	07/22/2015	-	<0.2	-	<0.091	-	<2	-	<1	-	<0.25	-	2	-	<0.5
MW-17	03/23/2016	-	<0.98	-	<0.08	-	1.9 I	-	<1	-	<0.1	-	3.2	-	<0.49
MW-20	01/18/2012	-	<0.2	-	<0.091	-	<2	-	<1	-	<0.25	-	8.5	-	<0.5
MW-20	07/18/2012	-	<0.2	-	0.096 I	-	<2	-	1.4 I	-	<0.25	-	9.9	-	<0.5
MW-20	01/22/2013	-	0.34 I	-	<0.091	-	<2	-	<1	-	<0.25	-	12	-	<0.5
MW-20	07/16/2013	-	<0.2	-	<0.091	-	3.5 I	-	<1	-	<0.25	-	11	-	<0.5
MW-20	01/22/2014	-	<0.2	-	<0.091	-	<2	-	<1	-	<0.25	-	9.3	-	<0.5
MW-20	07/22/2014	-	<0.2	-	<0.091	-	2.3 I	-	<1	-	<0.25	-	8.1	-	<0.5
MW-20	01/21/2015	-	<0.2	-	<0.091	-	<2	-	<1	-	<0.25	-	8.7	-	<0.5
MW-20	07/22/2015	-	<0.2	-	<0.091	-	<2	-	<1	-	<0.25	-	9.2	-	<0.5
MW-20	03/22/2016	-	<0.98	-	<0.08	-	<1.9	-	<1	-	<0.1	-	23	-	<0.49
MW-21	01/17/2012	990	1.9	<0.2	<0.091	<0.091	<2	<2	<1	<1	<0.25	<0.25	1.8	1.8	<0.5
MW-21	07/19/2012	1100	1.8	<0.2	<0.091	<0.091	<2	<2	<1	<1	<0.25	<0.25	2	2	<0.5
MW-21	01/22/2013	820	1.4 I	<0.2	<0.091	<0.091	3.1 I	2.4 I	<1	<1	0.28 I	<0.25	2	2	<0.5
MW-21	07/16/2013	680	0.65 I	<0.2	<0.091	<0.091	<2	<2	<1	<1	<0.25	<0.25	2.1	2.4	<0.5
MW-21	01/21/2014	1000	2.1	<0.2	<0.091	<0.091	<2	<2	<1	<1	<0.25	<0.25	2	2.1	<0.5
MW-21	07/22/2014	710	1.8	0.39 I	<0.091	<0.091	<2	<2	<1	<1	<0.25	<0.25	1.7	1.4	<0.5
MW-21	01/20/2015	910	1.8	<0.2	<0.091	<0.091	4.2 I	2 I	<1	<1	<0.25	<0.25	2.1	2	<0.5
MW-21	07/23/2015	1700	0.38 I	<0.2	<0.091	<0.091	<2	<2	1.2 I	1.2 I	<0.25	<0.25	2.1	2.1	<0.5

ALL DATA
CITRUS COUNTY CENTRAL LANDFILL
JANUARY 2012 THROUGH MARCH 2016

PARAMETER		IRON, DISSOLVED	LEAD	LEAD, DISSOLVED	MERCURY	MERCURY, DISSOLVED	NICKEL	NICKEL, DISSOLVED	SELENIUM	SELENIUM, DISSOLVED	SILVER	SILVER, DISSOLVED	SODIUM	SODIUM, DISSOLVED	THALLIUM
STANDARD		300 µg/L**	15 µg/L*	15 µg/L*	2 µg/L*	2 µg/L*	100 µg/L*	100 µg/L*	50 µg/L*	50 µg/L*	100 µg/L**	100 µg/L**	160 mg/L*	160 mg/L*	2 µg/L*
UNITS		µg/L	µg/L	µg/L	µg/L	µg/L	µg/L	µg/L	µg/L	µg/L	µg/L	µg/L	mg/L	mg/L	µg/L
MW-21	03/22/2016	2700	1.3 I	<0.2	<0.08	<0.091	<1.9	<2	<1	<1	0.37 I	<0.25	3.7	3.6	<0.49
Assessment															
MW-18	01/17/2012	-	-	-	-	-	-	-	-	-	-	-	-	-	-
MW-18	07/17/2012	-	-	-	-	-	-	-	-	-	-	-	-	-	-
MW-18	01/24/2013	-	-	-	-	-	-	-	-	-	-	-	-	-	-
MW-18	07/16/2013	-	-	-	-	-	-	-	-	-	-	-	-	-	-
MW-18	01/22/2014	-	-	-	-	-	-	-	-	-	-	-	-	-	-
MW-18	07/22/2014	-	-	-	-	-	-	-	-	-	-	-	-	-	-
MW-18	01/21/2015	-	-	-	-	-	-	-	-	-	-	-	-	-	-
MW-18	07/23/2015	-	-	-	-	-	-	-	-	-	-	-	-	-	-
MW-18	03/23/2016	-	-	-	-	-	-	-	-	-	-	-	-	-	-
MW-19	01/17/2012	-	-	-	-	-	-	-	-	-	-	-	-	-	-
MW-19	07/19/2012	-	-	-	-	-	-	-	-	-	-	-	-	-	-
MW-19	01/23/2013	-	-	-	-	-	-	-	-	-	-	-	-	-	-
MW-19	07/17/2013	-	-	-	-	-	-	-	-	-	-	-	-	-	-
MW-19	01/22/2014	-	-	-	-	-	-	-	-	-	-	-	-	-	-
MW-19	07/22/2014	-	-	-	-	-	-	-	-	-	-	-	-	-	-
MW-19	01/21/2015	-	-	-	-	-	-	-	-	-	-	-	-	-	-
MW-19	07/23/2015	-	-	-	-	-	-	-	-	-	-	-	-	-	-
MW-19	03/23/2016	-	-	-	-	-	-	-	-	-	-	-	-	-	-

LEGEND

*	=Primary Drinking Water Standard	I	= Value is between the Method Detection Level (MDL) and the Reporting Detection Level (RDL)
**	=Secondary Drinking Water Standard	J	= Estimated value
***	=Chapter 62-777 - Groundwater Cleanup Target Level (GCTL)	V	= Analyte found in associated method blank
(1)	=No Standard	Q	= Estimated value; analyte analyzed after acceptable holding time
-	=Not Analyzed		

ALL DATA
CITRUS COUNTY CENTRAL LANDFILL
JANUARY 2012 THROUGH MARCH 2016

PARAMETER		THALLIUM, DISSOLVED	VANADIUM	VANADIUM, DISSOLVED	ZINC	ZINC, DISSOLVED	1,1,1,2-TETRA-CHLORO-ETHANE	1,1,1-TRICHLORO-ETHANE	1,1,2,2-TETRA-CHLORO-ETHANE	1,1,2-TRICHLORO-ETHANE	1,1-DICHLORO-ETHANE	1,1-DICHLORO-ETHENE	1,2,3-TRICHLORO-PROPANE	1,2-DIBROMO-3-CHLORO-PROPANE	1,2-DIBROMO-ETHANE (EDB)
STANDARD		2 µg/L*	49 µg/L***	49 µg/L***	5000 µg/L**	5000 µg/L**	1.3 µg/L***	200 µg/L*	0.2 µg/L***	5 µg/L*	70 µg/L***	7 µg/L*	0.02 µg/L***	0.2 µg/L*	0.02 µg/L*
UNITS		µg/L	µg/L	µg/L	µg/L	µg/L	µg/L	µg/L	µg/L	µg/L	µg/L	µg/L	µg/L	µg/L	µg/L
Background															
MW-3	01/18/2012	-	<3.8	-	42	-	<0.63	<0.46	<0.15	<0.47	<0.52	<0.45	<0.18	<0.0097	<0.0097
MW-3	07/19/2012	-	<3.8	-	75	-	<0.63	<0.46	<0.15	<0.47	<0.52	<0.45	<0.18	<2.5	<0.006
MW-3	01/22/2013	-	<3.8	-	50	-	<0.63	<0.46	<0.15	<0.47	<0.52	<0.45	<0.087	<0.0048	<0.0021
MW-3	07/16/2013	-	<3.8	-	87	-	<0.63	<0.46	<0.15	<0.47	<0.52	<0.45	<0.093	<0.0051	<0.0023
MW-3	01/22/2014	-	<3.8	-	50	-	<0.63	<0.46	<0.15	<0.47	<0.52	<0.45	<0.093	<0.0052	<0.0023
MW-3	07/22/2014	-	<3.8	-	170	-	<0.63	<0.46	<0.15	<0.47	<0.52	<0.45	<0.094	<0.0052	<0.0023
MW-3	01/21/2015	-	<3.8	-	66	-	<0.63	<0.46	<0.15	<0.47	<0.52	<0.45	<0.088	<0.0049	<0.0022
MW-3	07/22/2015	-	<3.8	-	230	-	<0.63	<0.46	<0.15	<0.47	<0.52	<0.45	<0.088	<0.0049	<0.0021
MW-3	03/22/2016	-	<5.3	-	96	-	<0.63	<0.47	<0.17	<0.47	<0.52	<0.67	<0.086	<0.0048	<0.0021
MW-7	01/18/2012	-	<3.8	-	30	-	<0.63	<0.46	<0.15	<0.47	<0.52	<0.45	<0.18	<0.01	<0.01
MW-7	07/18/2012	-	<3.8	-	22	-	<0.63	<0.46	<0.15	<0.47	<0.52	<0.45	<0.18	<0.0056	<0.006
MW-7	01/22/2013	-	<3.8	-	25	-	<0.63	<0.46	<0.15	<0.47	<0.52	<0.45	<0.088	<0.0049	<0.0022
MW-7	07/16/2013	-	<3.8	-	27	-	<0.63	<0.46	<0.15	<0.47	<0.52	<0.45	<0.095	<0.0053	<0.0023
MW-7	01/22/2014	-	<3.8	-	22	-	<0.63	<0.46	<0.15	<0.47	<0.52	<0.45	<0.097	<0.0054	<0.0024
MW-7	07/22/2014	-	<3.8	-	20	-	<0.63	<0.46	<0.15	<0.47	<0.52	<0.45	<0.094	<0.0052	<0.0023
MW-7	01/21/2015	-	<3.8	-	37	-	<0.63	<0.46	<0.15	<0.47	<0.52	<0.45	<0.091	<0.0051	<0.0022
MW-7	07/22/2015	-	<3.8	-	60	-	<0.63	<0.46	<0.15	<0.47	<0.52	<0.45	<0.089	<0.005	<0.0022
MW-7	03/23/2016	-	<5.3	-	130	-	<0.63	<0.47	<0.17	<0.47	<0.52	<0.67	<0.086	<0.0048	<0.0021
Intermediate															
MW-6	01/18/2012	-	<3.8	-	15 I	-	<0.63	<0.46	<0.15	<0.47	0.57 I	<0.45	<0.18	<0.0097	<0.0097
MW-6	07/18/2012	-	<3.8	-	13 I	-	<0.63	<0.46	<0.15	<0.47	<0.52	<0.45	<0.18	<0.0059	<0.0063
MW-6	02/20/2013	-	<3.8	-	<8.3	-	<0.63	<0.46	<0.15	<0.47	<0.52	<0.45	<0.18	<0.0057	<0.0061
MW-6	07/17/2013	-	<3.8	-	16 I	-	<0.63	<0.46	<0.15	<0.47	<0.52	<0.45	<0.18	<0.0057	<0.0061
MW-6	01/22/2014	-	-	-	-	-	-	-	-	-	-	-	-	-	-
MW-6	07/23/2014	-	-	-	-	-	-	-	-	-	-	-	-	-	-
MW-6	01/21/2015	-	-	-	-	-	-	-	-	-	-	-	-	-	-
MW-6	07/23/2015	-	-	-	-	-	-	-	-	-	-	-	-	-	-
MW-6	03/22/2016	-	-	-	-	-	-	-	-	-	-	-	-	-	-
Compliance															
MW-10	01/17/2012	<0.5	<3.8	<3.8	10 I	10 I	<0.63	<0.46	<0.15	<0.47	1.6	<0.45	<0.18	<0.0098	<0.0098
MW-10	07/18/2012	<0.5	<3.8	<3.8	14 I	16 I	<0.63	<0.46	<0.15	<0.47	1.5	<0.45	<0.18	<2.5	<0.006
MW-10	01/24/2013	<0.5	<3.8	<3.8	<8.3	9 I	<0.63	<0.46	<0.15	<0.47	1.3	<0.45	<0.09	<0.005	<0.0022
MW-10	07/16/2013	<0.5	<3.8	<3.8	<8.3	<8.3	<0.63	<0.46	<0.15	<0.47	1.2	<0.45	<0.09	<0.005	<0.0022
MW-10	01/21/2014	<0.5	<3.8	<3.8	<8.3	<8.3	<0.63	<0.46	<0.15	<0.47	1.2	<0.45	<0.096	<0.0053	<0.0023
MW-10	07/22/2014	<0.5	<3.8	<3.8	8.7 I	<8.3	<0.63	<0.46	<0.15	<0.47	1.2	<0.45	<0.095	<0.0053	<0.0023
MW-10	01/20/2015	<0.5	<3.8	<3.8	<8.3	<8.3	<0.63	<0.46	<0.15	<0.47	1.1	<0.45	<0.089	<0.005	<0.0022

ALL DATA
CITRUS COUNTY CENTRAL LANDFILL
JANUARY 2012 THROUGH MARCH 2016

PARAMETER		THALLIUM, DISSOLVED	VANADIUM	VANADIUM, DISSOLVED	ZINC	ZINC, DISSOLVED	1,1,1,2-TETRA-CHLORO-ETHANE	1,1,1-TRICHLORO-ETHANE	1,1,2,2-TETRA-CHLORO-ETHANE	1,1,2-TRICHLORO-ETHANE	1,1-DICHLORO-ETHANE	1,1-DICHLORO-ETHENE	1,2,3-TRICHLORO-PROPANE	1,2-DIBROMO-3-CHLORO-PROPANE	1,2-DIBROMO-ETHANE (EDB)
STANDARD UNITS		2 µg/L* µg/L	49 µg/L*** µg/L	49 µg/L*** µg/L	5000 µg/L** µg/L	5000 µg/L** µg/L	1.3 µg/L*** µg/L	200 µg/L* µg/L	0.2 µg/L*** µg/L	5 µg/L* µg/L	70 µg/L*** µg/L	7 µg/L* µg/L	0.02 µg/L*** µg/L	0.2 µg/L* µg/L	0.02 µg/L* µg/L
MW-10	07/22/2015	<0.5	5.6 I	5 I	<8.3	<8.3	<0.63	<0.46	<0.15	<0.47	0.86 I	<0.45	<0.089	<0.0049	<0.0022
MW-10	03/22/2016	<0.5	<5.3	<3.8	<9.6	<8.3	<0.63	<0.47	<0.17	<0.47	0.67 I	<0.67	<0.088	<0.0049	<0.0022
MW-11	01/18/2012	-	<3.8	-	<8.3	-	<0.63	<0.46	<0.15	<0.47	<0.52	<0.45	<0.18	<0.0097	<0.0097
MW-11	07/17/2012	-	<3.8	-	<8.3	-	<0.63	<0.46	<0.15	<0.47	<0.52	<0.45	<0.18	<0.0057	<0.0061
MW-11	01/23/2013	-	<3.8	-	<8.3	-	<0.63	<0.46	<0.15	<0.47	<0.52	<0.45	<0.089	<0.005	<0.0022
MW-11	07/16/2013	-	<3.8	-	<8.3	-	<0.63	<0.46	<0.15	<0.47	<0.52	<0.45	<0.095	<0.0053	<0.0023
MW-11	01/22/2014	-	<3.8	-	<8.3	-	<0.63	<0.46	<0.15	<0.47	<0.52	<0.45	<0.098	<0.0054	<0.0024
MW-11	07/22/2014	-	3.8 I	-	<8.3	-	<0.63	<0.46	<0.15	<0.47	<0.52	<0.45	<0.095	<0.0053	<0.0023
MW-11	01/20/2015	-	<3.8	-	<8.3	-	<0.63	<0.46	<0.15	<0.47	<0.52	<0.45	<0.089	<0.005	<0.0022
MW-11	07/22/2015	-	<3.8	-	<8.3	-	<0.63	<0.46	<0.15	<0.47	<0.52	<0.45	<0.089	<0.005	<0.0022
MW-11	03/24/2016	-	<5.3	-	<9.6	-	<0.63	<0.47	<0.17	<0.47	<0.52	<0.67	<0.088	<0.0049	<0.0021
MW-12	01/18/2012	-	<3.8	-	<8.3	-	<0.63	<0.46	<0.15	<0.47	<0.52	<0.45	<0.18	<0.0097	<0.0097
MW-12	07/17/2012	<0.5	<3.8	<3.8	<8.3	<8.3	<0.63	<0.46	<0.15	<0.47	<0.52	<0.45	<0.18	<0.0057	<0.0061
MW-12	01/23/2013	-	<3.8	-	<8.3	-	<0.63	<0.46	<0.15	<0.47	<0.52	<0.45	<0.09	<0.005	<0.0022
MW-12	07/17/2013	-	<3.8	-	<8.3	-	<0.63	<0.46	<0.15	<0.47	<0.52	<0.45	<0.097	<0.0054	<0.0024
MW-12	01/22/2014	-	<3.8	-	<8.3	-	<0.63	<0.46	<0.15	<0.47	<0.52	<0.45	<0.095	<0.0053	<0.0023
MW-12	07/22/2014	-	<3.8	-	<8.3	-	<0.63	<0.46	<0.15	<0.47	<0.52	<0.45	<0.094	<0.0052	<0.0023
MW-12	01/20/2015	-	<3.8	-	<8.3	-	<0.63	<0.46	<0.15	<0.47	<0.52	<0.45	<0.091	<0.005	<0.0022
MW-12	07/22/2015	-	<3.8	-	<8.3	-	<0.63	<0.46	<0.15	<0.47	<0.52	<0.45	<0.089	<0.0049	<0.0022
MW-12	03/24/2016	-	<5.3	-	<9.6	-	<0.63	<0.47	<0.17	<0.47	<0.52	<0.67	<0.089	<0.005	<0.0022
MW-13	01/17/2012	-	<3.8	-	<8.3	-	<0.63	<0.46	<0.15	<0.47	0.55 I	<0.45	<0.18	<0.0098	<0.0098
MW-13	07/17/2012	-	<3.8	-	<8.3	-	<0.63	<0.46	<0.15	<0.47	0.67 I	<0.45	<0.18	<0.0057	<0.0061
MW-13	01/23/2013	-	<3.8	-	<8.3	-	<0.63	<0.46	<0.15	<0.47	0.57 I	<0.45	<0.091	<0.005	<0.0022
MW-13	07/17/2013	-	<3.8	-	<8.3	-	<0.63	<0.46	<0.15	<0.47	0.57 I	<0.45	<0.095	<0.0053	<0.0023
MW-13	01/22/2014	-	<3.8	-	<8.3	-	<0.63	<0.46	<0.15	<0.47	<0.52	<0.45	<0.096	<0.0053	<0.0023
MW-13	07/23/2014	-	<3.8	-	<8.3	-	<0.63	<0.46	<0.15	<0.47	<0.52	<0.45	<0.09	<0.005	<0.0022
MW-13	01/20/2015	-	<3.8	-	46 J	-	<0.63	<0.46	<0.15	<0.47	<0.52	<0.45	<0.088	<0.0049	<0.0022
MW-13	07/22/2015	-	<3.8	-	<8.3	-	<0.63	<0.46	<0.15	<0.47	<0.52	<0.45	<0.089	<0.005	<0.0022
MW-13	03/23/2016	-	<5.3	-	<9.6	-	<0.63	<0.47	<0.17	<0.47	<0.52	<0.67	<0.089	<0.005	<0.0022
MW-14	01/17/2012	-	<3.8	-	<8.3	-	<0.63	<0.46	<0.15	<0.47	<0.52	<0.45	<0.18	<0.0099	<0.0099
MW-14	07/17/2012	-	<3.8	-	<8.3	-	<0.63	<0.46	<0.15	<0.47	<0.52	<0.45	<0.18	<0.0056	<0.006
MW-14	01/23/2013	-	<3.8	-	<8.3	-	<0.63	<0.46	<0.15	<0.47	<0.52	<0.45	<0.093	<0.0052	<0.0023
MW-14	02/20/2013	-	-	-	-	-	-	-	-	-	-	-	-	-	-
MW-14	07/17/2013	-	<3.8	-	<8.3	-	<0.63	<0.46	<0.15	<0.47	<0.52	<0.45	<0.096	<0.0054	<0.0024
MW-14	01/21/2014	-	<3.8	-	<8.3	-	<0.63	<0.46	<0.15	<0.47	<0.52	<0.45	<0.093	<0.0052	<0.0023
MW-14	07/23/2014	-	4.2 I	-	<8.3	-	<0.63	<0.46	<0.15	<0.47	<0.52	<0.45	<0.093	<0.0052	<0.0023
MW-14	01/20/2015	-	<3.8	-	<8.3	-	<0.63	<0.46	<0.15	<0.47	<0.52	<0.45	<0.09	<0.005	<0.0022

ALL DATA
CITRUS COUNTY CENTRAL LANDFILL
JANUARY 2012 THROUGH MARCH 2016

PARAMETER		THALLIUM, DISSOLVED	VANADIUM	VANADIUM, DISSOLVED	ZINC	ZINC, DISSOLVED	1,1,1,2-TETRA-CHLORO-ETHANE	1,1,1-TRICHLORO-ETHANE	1,1,2,2-TETRA-CHLORO-ETHANE	1,1,2-TRICHLORO-ETHANE	1,1-DICHLORO-ETHANE	1,1-DICHLORO-ETHENE	1,2,3-TRICHLORO-PROPANE	1,2-DIBROMO-3-CHLORO-PROPANE	1,2-DIBROMO-ETHANE (EDB)
STANDARD UNITS		2 µg/L* µg/L	49 µg/L*** µg/L	49 µg/L*** µg/L	5000 µg/L** µg/L	5000 µg/L** µg/L	1.3 µg/L*** µg/L	200 µg/L* µg/L	0.2 µg/L*** µg/L	5 µg/L* µg/L	70 µg/L*** µg/L	7 µg/L* µg/L	0.02 µg/L*** µg/L	0.2 µg/L* µg/L	0.02 µg/L* µg/L
MW-14	07/22/2015	-	<3.8	-	<8.3	-	<0.63	<0.46	<0.15	<0.47	<0.52	<0.45	<0.087	<0.0048	<0.0021
MW-14	03/23/2016	-	<5.3	-	<9.6	-	<0.63	<0.47	<0.17	<0.47	<0.52	<0.67	<0.086	<0.0048	<0.0021
MW-15	01/17/2012	-	<3.8	-	13 I	-	<0.63	<0.46	<0.15	<0.47	<0.52	<0.45	<0.18	<0.0097	<0.0097
MW-15	07/17/2012	-	<3.8	-	30	-	<0.63	<0.46	<0.15	<0.47	<0.52	<0.45	<0.18	<0.0057	<0.0061
MW-15	01/24/2013	-	<3.8	-	<8.3	-	<0.63	<0.46	<0.15	<0.47	<0.52	<0.45	<0.092	<0.0051	<0.0023
MW-15	07/17/2013	-	<3.8	-	20	-	<0.63	<0.46	<0.15	<0.47	<0.52	<0.45	<0.095	<0.0053	<0.0023
MW-15	01/22/2014	-	<3.8	-	60	-	<0.63	<0.46	<0.15	<0.47	<0.52	<0.45	<0.092	<0.0051	<0.0022
MW-15	07/23/2014	-	<3.8	-	<8.3	-	<0.63	<0.46	<0.15	<0.47	<0.52	<0.45	<0.095	<0.0053	<0.0023
MW-15	01/20/2015	-	<3.8	-	9.8 I	-	<0.63	<0.46	<0.15	<0.47	<0.52	<0.45	<0.089	<0.005	<0.0022
MW-15	07/23/2015	-	6.7 I	-	<8.3	-	<0.63	<0.46	<0.15	<0.47	<0.52	<0.45	<0.09	<0.005	<0.0022
MW-15	03/23/2016	-	<5.3	-	13 I	-	<0.63	<0.47	<0.17	<0.47	<0.52	<0.67	<0.088	<0.0049	<0.0022
MW-17	01/17/2012	-	<3.8	-	<8.3	-	<0.63	<0.46	<0.15	<0.47	<0.52	<0.45	<0.18	<0.0097	<0.0097
MW-17	07/17/2012	-	<3.8	-	<8.3	-	<0.63	<0.46	<0.15	<0.47	<0.52	<0.45	<0.18	<0.0057	<0.0061
MW-17	01/23/2013	-	<3.8	-	<8.3	-	<0.63	<0.46	<0.15	<0.47	<0.52	<0.45	<0.092	<0.0051	<0.0023
MW-17	07/17/2013	-	<3.8	-	<8.3	-	<0.63	<0.46	<0.15	<0.47	<0.52	<0.45	<0.094	<0.0052	<0.0023
MW-17	01/21/2014	-	<3.8	-	<8.3	-	<0.63	<0.46	<0.15	<0.47	<0.52	<0.45	<0.094	<0.0052	<0.0023
MW-17	07/23/2014	-	<3.8	-	<8.3	-	<0.63	<0.46	<0.15	<0.47	<0.52	<0.45	<0.092	<0.0051	<0.0023
MW-17	01/20/2015	-	<3.8	-	<8.3	-	<0.63	<0.46	<0.15	<0.47	<0.52	<0.45	<0.092	<0.0051	<0.0022
MW-17	07/22/2015	-	<3.8	-	<8.3	-	<0.63	<0.46	<0.15	<0.47	<0.52	<0.45	<0.089	<0.005	<0.0022
MW-17	03/23/2016	-	<5.3	-	<9.6	-	<0.63	<0.47	<0.17	<0.47	<0.52	<0.67	<0.087	<0.0048	<0.0021
MW-20	01/18/2012	-	<3.8	-	<8.3	-	<0.63	<0.46	<0.15	<0.47	<0.52	<0.45	<0.18	<0.01	<0.01
MW-20	07/18/2012	-	<3.8	-	<8.3	-	<0.63	<0.46	<0.15	<0.47	<0.52	<0.45	<0.18	<0.0056	<0.006
MW-20	01/22/2013	-	<3.8	-	<8.3	-	<0.63	<0.46	<0.15	<0.47	<0.52	<0.45	<0.086	<0.0048	<0.0021
MW-20	07/16/2013	-	<3.8	-	13 I	-	<0.63	<0.46	<0.15	<0.47	<0.52	<0.45	<0.093	<0.0052	<0.0023
MW-20	01/22/2014	-	<3.8	-	19 I	-	<0.63	<0.46	<0.15	<0.47	<0.52	<0.45	<0.097	<0.0054	<0.0024
MW-20	07/22/2014	-	<3.8	-	<8.3	-	<0.63	<0.46	<0.15	<0.47	<0.52	<0.45	<0.096	<0.0053	<0.0023
MW-20	01/21/2015	-	<3.8	-	<8.3	-	<0.63	<0.46	<0.15	<0.47	<0.52	<0.45	<0.091	<0.005	<0.0022
MW-20	07/22/2015	-	<3.8	-	17 I	-	<0.63	<0.46	<0.15	<0.47	<0.52	<0.45	<0.087	<0.0048	<0.0021
MW-20	03/22/2016	-	<5.3	-	<9.6	-	<0.63	<0.47	<0.17	<0.47	<0.52	<0.67	<0.089	<0.0049	<0.0022
MW-21	01/17/2012	<0.5	<3.8	<3.8	<8.3	<8.3	<0.63	<0.46	<0.15	<0.47	0.53 I	<0.45	<0.18	<0.0099	<0.0099
MW-21	07/19/2012	<0.5	<3.8	<3.8	<8.3	<8.3	<0.63	<0.46	<0.15	<0.47	<0.52	<0.45	<0.18	<2.5	<0.006
MW-21	01/22/2013	<0.5	<3.8	<3.8	<8.3	<8.3	<0.63	<0.46	<0.15	<0.47	0.58 I	<0.45	<0.086	<0.0048	<0.0021
MW-21	07/16/2013	<0.5	<3.8	<3.8	<8.3	<8.3	<0.63	<0.46	<0.15	<0.47	<0.52	<0.45	<0.093	<0.0052	<0.0023
MW-21	01/21/2014	<0.5	4.2 I	<3.8	<8.3	<8.3	<0.63	<0.46	<0.15	<0.47	<0.52	<0.45	<0.093	<0.0052	<0.0023
MW-21	07/22/2014	<0.5	4.6 I	<3.8	<8.3	<8.3	<0.63	<0.46	<0.15	<0.47	<0.52	<0.45	<0.094	<0.0052	<0.0023
MW-21	01/20/2015	<0.5	<3.8	<3.8	<8.3	<8.3	<0.63	<0.46	<0.15	<0.47	<0.52	<0.45	<0.09	<0.005	<0.0022
MW-21	07/23/2015	<0.5	5.2 I	7.3 I	<8.3	<8.3	<0.63	<0.46	<0.15	<0.47	<0.52	<0.45	<0.088	<0.0049	<0.0022

ALL DATA
CITRUS COUNTY CENTRAL LANDFILL
JANUARY 2012 THROUGH MARCH 2016

PARAMETER		THALLIUM, DISSOLVED	VANADIUM	VANADIUM, DISSOLVED	ZINC	ZINC, DISSOLVED	1,1,1,2-TETRA-CHLORO-ETHANE	1,1,1-TRICHLORO-ETHANE	1,1,2,2-TETRA-CHLORO-ETHANE	1,1,2-TRICHLORO-ETHANE	1,1-DICHLORO-ETHANE	1,1-DICHLORO-ETHENE	1,2,3-TRICHLORO-PROPANE	1,2-DIBROMO-3-CHLORO-PROPANE	1,2-DIBROMO-ETHANE (EDB)
STANDARD UNITS		2 µg/L* µg/L	49 µg/L*** µg/L	49 µg/L*** µg/L	5000 µg/L** µg/L	5000 µg/L** µg/L	1.3 µg/L*** µg/L	200 µg/L* µg/L	0.2 µg/L*** µg/L	5 µg/L* µg/L	70 µg/L*** µg/L	7 µg/L* µg/L	0.02 µg/L*** µg/L	0.2 µg/L* µg/L	0.02 µg/L* µg/L
MW-21	03/22/2016	<0.5	<5.3	<3.8	<9.6	<8.3	<0.63	<0.47	<0.17	<0.47	<0.52	<0.67	<0.088	<0.0049	<0.0021
Assessment															
MW-18	01/17/2012	-	-	-	-	-	-	-	-	-	-	-	-	-	-
MW-18	07/17/2012	-	-	-	-	-	-	-	-	-	-	-	-	-	-
MW-18	01/24/2013	-	-	-	-	-	-	-	-	-	-	-	-	-	-
MW-18	07/16/2013	-	-	-	-	-	-	-	-	-	-	-	-	-	-
MW-18	01/22/2014	-	-	-	-	-	-	-	-	-	-	-	-	-	-
MW-18	07/22/2014	-	-	-	-	-	-	-	-	-	-	-	-	-	-
MW-18	01/21/2015	-	-	-	-	-	<0.63	<0.47	<0.17	<0.47	<0.52	<0.67	<0.44	<2.5	<0.5
MW-18	07/23/2015	-	-	-	-	-	-	-	-	-	-	-	-	-	-
MW-18	03/23/2016	-	-	-	-	-	-	-	-	-	-	-	-	-	-
MW-19	01/17/2012	-	-	-	-	-	-	-	-	-	-	-	-	-	-
MW-19	07/19/2012	-	-	-	-	-	-	-	-	-	-	-	-	-	-
MW-19	01/23/2013	-	-	-	-	-	-	-	-	-	-	-	-	-	-
MW-19	07/17/2013	-	-	-	-	-	-	-	-	-	-	-	-	-	-
MW-19	01/22/2014	-	-	-	-	-	-	-	-	-	-	-	-	-	-
MW-19	07/22/2014	-	-	-	-	-	-	-	-	-	-	-	-	-	-
MW-19	01/21/2015	-	-	-	-	-	-	-	-	-	-	-	-	-	-
MW-19	07/23/2015	-	-	-	-	-	-	-	-	-	-	-	-	-	-
MW-19	03/23/2016	-	-	-	-	-	-	-	-	-	-	-	-	-	-

LEGEND

*	=Primary Drinking Water Standard	I	= Value is between the Method Detection Level (MDL) and the Reporting Detection Level (RDL)
**	=Secondary Drinking Water Standard	J	= Estimated value
***	=Chapter 62-777 - Groundwater Cleanup Target Level (GCTL)	V	= Analyte found in associated method blank
(1)	=No Standard	Q	= Estimated value; analyte analyzed after acceptable holding time
-	=Not Analyzed		

ALL DATA
CITRUS COUNTY CENTRAL LANDFILL
JANUARY 2012 THROUGH MARCH 2016

PARAMETER		1,2-DICHLORO-BENZENE	1,2-DICHLORO-ETHANE	1,2-DICHLORO-PROPANE	1,4-DICHLORO-BENZENE	2-HEXANONE	4-METHYL-2-PENTANONE	ACETONE	ACRYLONI-TRILE	BENZENE	BROMO-CHLORO-METHANE	BROMO-DICHLORO-METHANE	BROMOFORM	BROMO-METHANE (METHYL BROMIDE)	CARBON DISULFIDE
STANDARD		600 µg/L*	3 µg/L*	5 µg/L*	75 µg/L*	280 µg/L***	350 µg/L**	6300 µg/L***	0.06µg/L***	1 µg/L*	91 µg/L***	0.6 µg/L***	4.4 µg/L***	9.8 µg/L***	700 µg/L***
UNITS		µg/L	µg/L	µg/L	µg/L	µg/L	µg/L	µg/L	µg/L	µg/L	µg/L	µg/L	µg/L	µg/L	µg/L
Background															
MW-3	01/18/2012	<0.44	<0.57	<0.52	<0.52	<4.4	<3.8	<9.9	<1.2	<0.5	<0.58	<0.35	<0.58	<2.5	<1
MW-3	07/19/2012	<0.44	<0.57	<0.52	<0.52	<4.4	<3.8	<9.9	<1.2	<0.5	<0.58	<0.35	<0.58	<2.5	<1
MW-3	01/22/2013	<0.44	<0.57	<0.52	<0.52	<4.4	<3.8	<9.9	<1.2	<0.5	<0.58	<0.35	<0.58	<2.5	<1
MW-3	07/16/2013	<0.44	<0.57	<0.52	<0.52	<4.4	<3.8	<9.9	<1.2	<0.5	<0.58	<0.35	<0.58	<2.5	<1
MW-3	01/22/2014	<0.44	<0.57	<0.52	<0.52	<4.4	<3.8	<9.9	<1.2	<0.5	<0.58	<0.35	<0.58	<2.5	<1
MW-3	07/22/2014	<0.44	<0.57	<0.52	<0.52	<4.4	<3.8	<9.9	<1.2	<0.5	<0.58	<0.35	<0.58	<2.5	<1
MW-3	01/21/2015	<0.44	<0.57	<0.52	<0.52	<4.4	<3.8	<9.9	<1.2	<0.5	<0.58	<0.35	<0.58	<2.5	<1
MW-3	07/22/2015	<0.44	<0.57	<0.52	<0.52	<4.4	<3.8	<9.9	<1.2	<0.5	<0.58	<0.35	<0.58	<2.5	<1
MW-3	03/22/2016	<0.49	<0.57	<0.52	<0.6	<4.4	<4	<9.9	<4.5	<0.5	<0.58	<0.44	<0.63	<2.5	<1
MW-7	01/18/2012	<0.44	<0.57	<0.52	<0.52	<4.4	<3.8	<9.9	<1.2	0.81 I	<0.58	<0.35	<0.58	<2.5	<1
MW-7	07/18/2012	<0.44	<0.57	<0.52	<0.52	<4.4	<3.8	<9.9	<1.2	0.96 I	<0.58	<0.35	<0.58	<2.5	<1
MW-7	01/22/2013	<0.44	<0.57	<0.52	<0.52	<4.4	<3.8	<9.9	<1.2	0.97 I	<0.58	<0.35	<0.58	<2.5	<1
MW-7	07/16/2013	<0.44	<0.57	<0.52	0.78 I	<4.4	<3.8	<9.9	<1.2	0.95 I	<0.58	<0.35	<0.58	<2.5	<1
MW-7	01/22/2014	<0.44	<0.57	<0.52	1.6	<4.4	<3.8	<9.9	<1.2	1.1	<0.58	<0.35	<0.58	<2.5	<1
MW-7	07/22/2014	<0.44	<0.57	<0.52	1.6	<4.4	<3.8	<9.9	<1.2	2	<0.58	<0.35	<0.58	<2.5	<1
MW-7	01/21/2015	<0.44	<0.57	<0.52	2.2	<4.4	<3.8	<9.9	<1.2	2	<0.58	<0.35	<0.58	<2.5	<1
MW-7	07/22/2015	<0.44	<0.57	<0.52	2.2	<4.4	<3.8	<9.9	<1.2	2.1	<0.58	<0.35	<0.58	<2.5	<1
MW-7	03/23/2016	<0.49	<0.57	<0.52	3.5	<4.4	<4	<9.9	<4.5	1.8	<0.58	<0.44	<0.63	<2.5	<1
Intermediate															
MW-6	01/18/2012	<0.44	<0.57	<0.52	0.66 I	<4.4	<3.8	<9.9	<1.2	0.69 I	<0.58	0.75 I	<0.58	<2.5	<1
MW-6	07/18/2012	<0.44	<0.57	<0.52	0.61 I	<4.4	<3.8	<9.9	<1.2	0.65 I	<0.58	1.2	<0.58	<2.5	<1
MW-6	02/20/2013	<0.44	<0.57	<0.52	0.57 I	<4.4	<3.8	<9.9	<1.2	0.64 I	<0.58	1.7	<0.58	<2.5	<1
MW-6	07/17/2013	<0.44	<0.57	<0.52	<0.52	<4.4	<3.8	<9.9	<1.2	0.51 I	<0.58	1.3	<0.58	<2.5	<1
MW-6	01/22/2014	-	-	-	-	-	-	-	-	-	-	1.3	<0.39	-	-
MW-6	07/23/2014	-	-	-	-	-	-	-	-	-	-	1.2	<0.39	-	-
MW-6	01/21/2015	-	-	-	-	-	-	-	-	-	-	1.3	<0.17	-	-
MW-6	07/23/2015	-	-	-	-	-	-	-	-	-	-	1.6	<0.17	-	-
MW-6	03/22/2016	-	-	-	-	-	-	-	-	-	-	0.98	<0.17	-	-
Compliance															
MW-10	01/17/2012	<0.44	<0.57	<0.52	7.8	<4.4	<3.8	<9.9	<1.2	2.5	<0.58	<0.35	<0.58	<2.5	<1
MW-10	07/18/2012	<0.44	<0.57	<0.52	7.6	<4.4	<3.8	<9.9	<1.2	1.7	<0.58	<0.35	<0.58	<2.5	<1
MW-10	01/24/2013	<0.44	<0.57	<0.52	5.8	<4.4	<3.8	<9.9	<1.2	1.6	<0.58	<0.35	<0.58	<2.5	<1
MW-10	07/16/2013	<0.44	<0.57	<0.52	8.6	<4.4	<3.8	<9.9	<1.2	1.6	<0.58	<0.35	<0.58	<2.5	<1
MW-10	01/21/2014	<0.44	<0.57	<0.52	7.8	<4.4	<3.8	<9.9	<1.2	1.2	<0.58	<0.35	<0.58	<2.5	<1
MW-10	07/22/2014	<0.44	<0.57	<0.52	6.8	<4.4	<3.8	<9.9	<1.2	1.6	<0.58	<0.35	<0.58	<2.5	<1
MW-10	01/20/2015	<0.44	<0.57	<0.52	7.3	<4.4	<3.8	<9.9	<1.2	1.3	<0.58	<0.35	<0.58	<2.5	<1

ALL DATA
CITRUS COUNTY CENTRAL LANDFILL
JANUARY 2012 THROUGH MARCH 2016

PARAMETER		1,2-DICHLORO-BENZENE	1,2-DICHLORO-ETHANE	1,2-DICHLORO-PROPANE	1,4-DICHLORO-BENZENE	2-HEXANONE	4-METHYL-2-PENTANONE	ACETONE	ACRYLONI-TRILE	BENZENE	BROMO-CHLORO-METHANE	BROMO-DICHLORO-METHANE	BROMOFORM	BROMO-METHANE (METHYL BROMIDE)	CARBON DISULFIDE
STANDARD UNITS		600 µg/L* µg/L	3 µg/L* µg/L	5 µg/L* µg/L	75 µg/L* µg/L	280 µg/L*** µg/L	350 µg/L** µg/L	6300 µg/L*** µg/L	0.06µg/L*** µg/L	1 µg/L* µg/L	91 µg/L*** µg/L	0.6 µg/L*** µg/L	4.4 µg/L*** µg/L	9.8 µg/L*** µg/L	700 µg/L*** µg/L
MW-10	07/22/2015	<0.44	<0.57	<0.52	5.5	<4.4	<3.8	<9.9	<1.2	1	<0.58	<0.35	<0.58	<2.5	<1
MW-10	03/22/2016	<0.49	<0.57	<0.52	5.7	<4.4	<4	<9.9	<4.5	0.62 I	<0.58	<0.44	<0.63	<2.5	<1
MW-11	01/18/2012	<0.44	<0.57	<0.52	<0.52	<4.4	<3.8	<9.9	<1.2	<0.5	<0.58	<0.35	<0.58	<2.5	<1
MW-11	07/17/2012	<0.44	<0.57	<0.52	<0.52	<4.4	<3.8	<9.9	<1.2	<0.5	<0.58	<0.35	<0.58	<2.5	<1
MW-11	01/23/2013	<0.44	<0.57	<0.52	<0.52	<4.4	<3.8	<9.9	<1.2	<0.5	<0.58	<0.35	<0.58	<2.5	<1
MW-11	07/16/2013	<0.44	<0.57	<0.52	<0.52	<4.4	<3.8	<9.9	<1.2	<0.5	<0.58	<0.35	<0.58	<2.5	<1
MW-11	01/22/2014	<0.44	<0.57	<0.52	<0.52	<4.4	<3.8	<9.9	<1.2	<0.5	<0.58	<0.35	<0.58	<2.5	<1
MW-11	07/22/2014	<0.44	<0.57	<0.52	<0.52	<4.4	<3.8	<9.9	<1.2	<0.5	<0.58	<0.35	<0.58	<2.5	<1
MW-11	01/20/2015	<0.44	<0.57	<0.52	<0.52	<4.4	<3.8	<9.9	<1.2	<0.5	<0.58	<0.35	<0.58	<2.5	<1
MW-11	07/22/2015	<0.44	<0.57	<0.52	<0.52	<4.4	<3.8	<9.9	<1.2	<0.5	<0.58	<0.35	<0.58	<2.5	<1
MW-11	03/24/2016	<0.49	<0.57	<0.52	<0.6	<4.4	<4	<9.9	<4.5	<0.5	<0.58	<0.44	<0.63	<2.5	<1
MW-12	01/18/2012	<0.44	<0.57	<0.52	1.2	<4.4	<3.8	<9.9	<1.2	<0.5	<0.58	<0.35	<0.58	<2.5	<1
MW-12	07/17/2012	<0.44	<0.57	<0.52	1.2	<4.4	<3.8	<9.9	<1.2	<0.5	<0.58	<0.35	<0.58	<2.5	<1
MW-12	01/23/2013	<0.44	<0.57	<0.52	0.82 I	<4.4	<3.8	<9.9	<1.2	<0.5	<0.58	<0.35	<0.58	<2.5	<1
MW-12	07/17/2013	<0.44	<0.57	<0.52	1	<4.4	<3.8	<9.9	<1.2	<0.5	<0.58	<0.35	<0.58	<2.5	<1
MW-12	01/22/2014	<0.44	<0.57	<0.52	<0.52	<4.4	<3.8	<9.9	<1.2	<0.5	<0.58	<0.35	<0.58	<2.5	<1
MW-12	07/22/2014	<0.44	<0.57	<0.52	<0.52	<4.4	<3.8	<9.9	<1.2	<0.5	<0.58	<0.35	<0.58	<2.5	<1
MW-12	01/20/2015	<0.44	<0.57	<0.52	0.96 I	<4.4	<3.8	<9.9	<1.2	<0.5	<0.58	<0.35	<0.58	<2.5	<1
MW-12	07/22/2015	<0.44	<0.57	<0.52	0.95 I	<4.4	<3.8	<9.9	<1.2	<0.5	<0.58	<0.35	<0.58	<2.5	<1
MW-12	03/24/2016	<0.49	<0.57	<0.52	0.85 I	<4.4	<4	<9.9	<4.5	<0.5	<0.58	<0.44	<0.63	<2.5	<1
MW-13	01/17/2012	<0.44	<0.57	<0.52	2.8	<4.4	<3.8	<9.9	<1.2	<0.5	<0.58	<0.35	<0.58	<2.5	<1
MW-13	07/17/2012	<0.44	<0.57	<0.52	3	<4.4	<3.8	<9.9	<1.2	<0.5	<0.58	<0.35	<0.58	<2.5	<1
MW-13	01/23/2013	<0.44	<0.57	<0.52	2.8	<4.4	<3.8	<9.9	<1.2	<0.5	<0.58	<0.35	<0.58	<2.5	<1
MW-13	07/17/2013	<0.44	<0.57	<0.52	3.1	<4.4	<3.8	<9.9	<1.2	<0.5	<0.58	<0.35	<0.58	<2.5	<1
MW-13	01/22/2014	<0.44	<0.57	<0.52	2.7	<4.4	<3.8	<9.9	<1.2	<0.5	<0.58	<0.35	<0.58	<2.5	<1
MW-13	07/23/2014	<0.44	<0.57	<0.52	2.2	<4.4	<3.8	<9.9	<1.2	<0.5	<0.58	<0.35	<0.58	<2.5	<1
MW-13	01/20/2015	<0.44	<0.57	<0.52	2.8	<4.4	<3.8	<9.9	<1.2	<0.5	<0.58	<0.35	<0.58	<2.5	<1
MW-13	07/22/2015	<0.44	<0.57	<0.52	2.2	<4.4	<3.8	<9.9	<1.2	<0.5	<0.58	<0.35	<0.58	<2.5	<1
MW-13	03/23/2016	<0.49	<0.57	<0.52	<0.6	<4.4	<4	<9.9	<4.5	<0.5	<0.58	<0.44	<0.63	<2.5	<1
MW-14	01/17/2012	<0.44	<0.57	<0.52	<0.52	<4.4	<3.8	<9.9	<1.2	<0.5	<0.58	<0.35	<0.58	<2.5	<1
MW-14	07/17/2012	<0.44	<0.57	<0.52	<0.52	<4.4	<3.8	<9.9	<1.2	<0.5	<0.58	<0.35	<0.58	<2.5	<1
MW-14	01/23/2013	<0.44	<0.57	<0.52	<0.52	<4.4	<3.8	<9.9	<1.2	<0.5	<0.58	<0.35	<0.58	<2.5	<1
MW-14	02/20/2013	-	-	-	-	-	-	-	-	-	-	-	-	-	-
MW-14	07/17/2013	<0.44	<0.57	<0.52	<0.52	<4.4	<3.8	<9.9	<1.2	<0.5	<0.58	<0.35	<0.58	<2.5	<1
MW-14	01/21/2014	<0.44	<0.57	<0.52	<0.52	<4.4	<3.8	<9.9	<1.2	<0.5	<0.58	<0.35	<0.58	<2.5	<1
MW-14	07/23/2014	<0.44	<0.57	<0.52	<0.52	<4.4	<3.8	<9.9	<1.2	<0.5	<0.58	<0.35	<0.58	<2.5	<1
MW-14	01/20/2015	<0.44	<0.57	<0.52	<0.52	<4.4	<3.8	<9.9	<1.2	<0.5	<0.58	<0.35	<0.58	<2.5	<1

ALL DATA
CITRUS COUNTY CENTRAL LANDFILL
JANUARY 2012 THROUGH MARCH 2016

PARAMETER		1,2-DICHLORO-BENZENE	1,2-DICHLORO-ETHANE	1,2-DICHLORO-PROPANE	1,4-DICHLORO-BENZENE	2-HEXANONE	4-METHYL-2-PENTANONE	ACETONE	ACRYLONI-TRILE	BENZENE	BROMO-CHLORO-METHANE	BROMO-DICHLORO-METHANE	BROMOFORM	BROMO-METHANE (METHYL BROMIDE)	CARBON DISULFIDE
STANDARD UNITS		600 µg/L* µg/L	3 µg/L* µg/L	5 µg/L* µg/L	75 µg/L* µg/L	280 µg/L*** µg/L	350 µg/L** µg/L	6300 µg/L*** µg/L	0.06µg/L*** µg/L	1 µg/L* µg/L	91 µg/L*** µg/L	0.6 µg/L*** µg/L	4.4 µg/L*** µg/L	9.8 µg/L*** µg/L	700 µg/L*** µg/L
MW-14	07/22/2015	<0.44	<0.57	<0.52	<0.52	<4.4	<3.8	<9.9	<1.2	<0.5	<0.58	<0.35	<0.58	<2.5	<1
MW-14	03/23/2016	<0.49	<0.57	<0.52	<0.6	<4.4	<4	<9.9	<4.5	<0.5	<0.58	<0.44	<0.63	<2.5	<1
MW-15	01/17/2012	<0.44	<0.57	<0.52	<0.52	<4.4	<3.8	<9.9	<1.2	0.54 I	<0.58	<0.35	<0.58	<2.5	<1
MW-15	07/17/2012	<0.44	<0.57	<0.52	<0.52	<4.4	<3.8	<9.9	<1.2	<0.5	<0.58	<0.35	<0.58	<2.5	<1
MW-15	01/24/2013	<0.44	<0.57	<0.52	<0.52	<4.4	<3.8	<9.9	<1.2	<0.5	<0.58	<0.35	<0.58	<2.5	<1
MW-15	07/17/2013	<0.44	<0.57	<0.52	<0.52	<4.4	<3.8	<9.9	<1.2	<0.5	<0.58	<0.35	<0.58	<2.5	<1
MW-15	01/22/2014	<0.44	<0.57	<0.52	<0.52	<4.4	<3.8	<9.9	<1.2	<0.5	<0.58	<0.35	<0.58	<2.5	<1
MW-15	07/23/2014	<0.44	<0.57	<0.52	<0.52	<4.4	<3.8	<9.9	<1.2	<0.5	<0.58	<0.35	<0.58	<2.5	<1
MW-15	01/20/2015	<0.44	<0.57	<0.52	<0.52	<4.4	<3.8	<9.9	<1.2	<0.5	<0.58	<0.35	<0.58	<2.5	<1
MW-15	07/23/2015	<0.44	<0.57	<0.52	<0.52	<4.4	<3.8	<9.9	<1.2	<0.5	<0.58	<0.35	<0.58	<2.5	<1
MW-15	03/23/2016	<0.49	<0.57	<0.52	<0.6	<4.4	<4	<9.9	<4.5	<0.5	<0.58	<0.44	<0.63	<2.5	<1
MW-17	01/17/2012	<0.44	<0.57	<0.52	<0.52	<4.4	<3.8	<9.9	<1.2	<0.5	<0.58	<0.35	<0.58	<2.5	<1
MW-17	07/17/2012	<0.44	<0.57	<0.52	0.74 I	<4.4	<3.8	<9.9	<1.2	<0.5	<0.58	<0.35	<0.58	<2.5	<1
MW-17	01/23/2013	<0.44	<0.57	<0.52	0.65 I	<4.4	<3.8	<9.9	<1.2	<0.5	<0.58	<0.35	<0.58	<2.5	<1
MW-17	07/17/2013	<0.44	<0.57	<0.52	0.77 I	<4.4	<3.8	<9.9	<1.2	<0.5	<0.58	<0.35	<0.58	<2.5	<1
MW-17	01/21/2014	<0.44	<0.57	<0.52	0.97 I	<4.4	<3.8	<9.9	<1.2	<0.5	<0.58	<0.35	<0.58	<2.5	<1
MW-17	07/23/2014	<0.44	<0.57	<0.52	0.64 I	<4.4	<3.8	<9.9	<1.2	<0.5	<0.58	<0.35	<0.58	<2.5	<1
MW-17	01/20/2015	<0.44	<0.57	<0.52	1.1	<4.4	<3.8	<9.9	<1.2	<0.5	<0.58	<0.35	<0.58	<2.5	<1
MW-17	07/22/2015	<0.44	<0.57	<0.52	0.77 I	<4.4	<3.8	<9.9	<1.2	<0.5	<0.58	<0.35	<0.58	<2.5	<1
MW-17	03/23/2016	<0.49	<0.57	<0.52	<0.6	<4.4	<4	<9.9	<4.5	0.62 I	<0.58	<0.44	<0.63	<2.5	<1
MW-20	01/18/2012	<0.44	<0.57	<0.52	<0.52	<4.4	<3.8	<9.9	<1.2	<0.5	<0.58	<0.35	<0.58	<2.5	<1
MW-20	07/18/2012	<0.44	<0.57	<0.52	<0.52	<4.4	<3.8	<9.9	<1.2	<0.5	<0.58	<0.35	<0.58	<2.5	<1
MW-20	01/22/2013	<0.44	<0.57	<0.52	<0.52	<4.4	<3.8	<9.9	<1.2	<0.5	<0.58	<0.35	<0.58	<2.5	<1
MW-20	07/16/2013	<0.44	<0.57	<0.52	<0.52	<4.4	<3.8	<9.9	<1.2	<0.5	<0.58	<0.35	<0.58	<2.5	<1
MW-20	01/22/2014	<0.44	<0.57	<0.52	<0.52	<4.4	<3.8	<9.9	<1.2	<0.5	<0.58	<0.35	<0.58	<2.5	<1
MW-20	07/22/2014	<0.44	<0.57	<0.52	<0.52	<4.4	<3.8	<9.9	<1.2	<0.5	<0.58	<0.35	<0.58	<2.5	<1
MW-20	01/21/2015	<0.44	<0.57	<0.52	<0.52	<4.4	<3.8	<9.9	<1.2	<0.5	<0.58	<0.35	<0.58	<2.5	<1
MW-20	07/22/2015	<0.44	<0.57	<0.52	<0.52	<4.4	<3.8	<9.9	<1.2	<0.5	<0.58	<0.35	<0.58	<2.5	<1
MW-20	03/22/2016	<0.49	<0.57	<0.52	<0.6	<4.4	<4	<9.9	<4.5	<0.5	<0.58	<0.44	<0.63	<2.5	<1
MW-21	01/17/2012	<0.44	<0.57	<0.52	13	<4.4	<3.8	<9.9	<1.2	2.8	<0.58	<0.35	<0.58	<2.5	<1
MW-21	07/19/2012	<0.44	<0.57	<0.52	10	<4.4	<3.8	<9.9	<1.2	1.8	<0.58	<0.35	<0.58	<2.5	<1
MW-21	01/22/2013	<0.44	<0.57	<0.52	15	<4.4	<3.8	17 I	<1.2	2.5	<0.58	<0.35	<0.58	<2.5	<1
MW-21	07/16/2013	<0.44	<0.57	<0.52	10	<4.4	<3.8	<9.9	<1.2	1.4	<0.58	<0.35	<0.58	<2.5	<1
MW-21	01/21/2014	<0.44	<0.57	<0.52	13 J	<4.4	<3.8	<9.9	<1.2	1.3	<0.58	<0.35	<0.58	<2.5	<1
MW-21	07/22/2014	<0.44	<0.57	<0.52	8.3	<4.4	<3.8	<9.9	<1.2	1.5	<0.58	<0.35	<0.58	<2.5	<1
MW-21	01/20/2015	<0.44	<0.57	<0.52	10	<4.4	<3.8	<9.9	<1.2	1.5	<0.58	<0.35	<0.58	<2.5	<1
MW-21	07/23/2015	<0.44	<0.57	<0.52	9	<4.4	<3.8	<9.9	<1.2	1.3	<0.58	<0.35	<0.58	<2.5	<1

ALL DATA
CITRUS COUNTY CENTRAL LANDFILL
JANUARY 2012 THROUGH MARCH 2016

PARAMETER		1,2-DICHLORO-BENZENE	1,2-DICHLORO-ETHANE	1,2-DICHLORO-PROPANE	1,4-DICHLORO-BENZENE	2-HEXANONE	4-METHYL-2-PENTANONE	ACETONE	ACRYLONI-TRILE	BENZENE	BROMO-CHLORO-METHANE	BROMO-DICHLORO-METHANE	BROMOFORM	BROMO-METHANE (METHYL BROMIDE)	CARBON DISULFIDE
STANDARD UNITS		600 µg/L* µg/L	3 µg/L* µg/L	5 µg/L* µg/L	75 µg/L* µg/L	280 µg/L*** µg/L	350 µg/L** µg/L	6300 µg/L*** µg/L	0.06µg/L*** µg/L	1 µg/L* µg/L	91 µg/L*** µg/L	0.6 µg/L*** µg/L	4.4 µg/L*** µg/L	9.8 µg/L*** µg/L	700 µg/L*** µg/L
MW-21	03/22/2016	<0.49	<0.57	<0.52	8.8	<4.4	<4	<9.9	<4.5	1.3	<0.58	<0.44	<0.63	<2.5	<1
Assessment															
MW-18	01/17/2012	-	-	-	-	-	-	-	-	<0.5	-	-	-	-	-
MW-18	07/17/2012	-	-	-	-	-	-	-	-	<0.5	-	-	-	-	-
MW-18	01/24/2013	-	-	-	-	-	-	-	-	<0.5	-	-	-	-	-
MW-18	07/16/2013	-	-	-	-	-	-	-	-	<0.5	-	-	-	-	-
MW-18	01/22/2014	-	-	-	-	-	-	-	-	<0.5	-	-	-	-	-
MW-18	07/22/2014	-	-	-	-	-	-	-	-	<0.5	-	-	-	-	-
MW-18	01/21/2015	<0.49	<0.57	<0.52	<0.6	<4.4	<4	<9.9	<4.5	<0.5	<0.58	<0.35	<0.63	<2.5	<1
MW-18	07/23/2015	-	-	-	-	-	-	-	-	<0.5	-	-	-	-	-
MW-18	03/23/2016	-	-	-	-	-	-	-	-	<0.5	-	-	-	-	-
MW-19	01/17/2012	-	-	-	-	-	-	-	-	<0.5	-	-	-	-	-
MW-19	07/19/2012	-	-	-	-	-	-	-	-	<0.5	-	-	-	-	-
MW-19	01/23/2013	-	-	-	-	-	-	-	-	<0.5	-	-	-	-	-
MW-19	07/17/2013	-	-	-	-	-	-	-	-	<0.5	-	-	-	-	-
MW-19	01/22/2014	-	-	-	-	-	-	-	-	<0.5	-	-	-	-	-
MW-19	07/22/2014	-	-	-	-	-	-	-	-	0.65 I	-	-	-	-	-
MW-19	01/21/2015	-	-	-	-	-	-	-	-	1	-	-	-	-	-
MW-19	07/23/2015	-	-	-	-	-	-	-	-	0.74 I	-	-	-	-	-
MW-19	03/23/2016	-	-	-	-	-	-	-	-	2.2	-	-	-	-	-

LEGEND

*	=Primary Drinking Water Standard	I	= Value is between the Method Detection Level (MDL) and the Reporting Detection Level (RDL)
**	=Secondary Drinking Water Standard	J	= Estimated value
***	=Chapter 62-777 - Groundwater Cleanup Target Level (GCTL)	V	= Analyte found in associated method blank
(1)	=No Standard	Q	= Estimated value; analyte analyzed after acceptable holding time
-	=Not Analyzed		

ALL DATA
CITRUS COUNTY CENTRAL LANDFILL
JANUARY 2012 THROUGH MARCH 2016

PARAMETER		CARBON TETRA-CHLORIDE	CHLORO-BENZENE	CHLORO-ETHANE	CHLORO-FORM	CHLORO-METHANE (METHYL CHLORIDE)	CIS-1,2-DICHLORO-ETHENE	CIS-1,3-DICHLORO-PROPENE	DIBROMO-CHLORO-METHANE	DICHLORO-METHANE	ETHYL-BENZENE	METHYL ETHYL KETONE	METHYL-IODIDE	STYRENE	TETRA-CHLORO-ETHENE
STANDARD		3 µg/L*	100 µg/L*	12 µg/L***	70 µg/L***	2.7 µg/L***	70 µg/L*	0.4 µg/L***	0.4 µg/L***	5 µg/L*	30 µg/L**	4200 µg/L***	(1)	100 µg/L*	3 µg/L*
UNITS		µg/L	µg/L	µg/L	µg/L	µg/L	µg/L	µg/L	µg/L	µg/L	µg/L	µg/L	µg/L	µg/L	µg/L
Background															
MW-3	01/18/2012	<0.42	<0.63	<2.5	<0.9	<1	<0.65	<0.14	<0.34	<4	<0.44	<8.4	<2.5	<0.98	<0.5
MW-3	07/19/2012	<0.42	<0.63	<2.5	<0.9	<1	<0.65	<0.14	<0.34	<4	<0.44	<8.4	<2.5	<0.98	<0.5
MW-3	01/22/2013	<0.42	<0.63	<2.5	<0.9	<1	<0.65	<0.14	<0.34	<4	<0.44	<8.4	<2.5	<0.98	<0.5
MW-3	07/16/2013	<0.42	<0.63	<2.5	<0.9	<1	<0.65	<0.14	<0.34	<4	<0.44	<8.4	<2.5	<0.98	<0.5
MW-3	01/22/2014	<0.42	<0.63	<2.5	<0.9	<1	<0.65	<0.14	<0.34	<4	<0.44	<8.4	<2.5	<0.98	<0.5
MW-3	07/22/2014	<0.42	<0.63	<2.5	<0.9	<1	<0.65	<0.14	<0.34	<4	<0.44	<8.4	<2.5	<0.98	<0.5
MW-3	01/21/2015	<0.42	<0.63	<2.5	<0.9	<1	<0.65	<0.14	<0.34	<4	<0.44	<8.4	<2.5	<0.98	<0.5
MW-3	07/22/2015	<0.42	<0.63	<2.5	<0.9	<1	<0.65	<0.14	<0.34	<4	<0.44	<8.4	<2.5	<0.98	<0.5
MW-3	03/22/2016	<0.43	<0.63	<2.5	<0.9	<1	<0.65	<0.39	<0.31	<4	<0.44	<8.4	<2.5	<0.98	<0.5
MW-7	01/18/2012	<0.42	<0.63	<2.5	<0.9	<1	<0.65	<0.14	<0.34	<4	9	<8.4	<2.5	<0.98	<0.5
MW-7	07/18/2012	<0.42	<0.63	<2.5	<0.9	<1	<0.65	<0.14	<0.34	<4	9.2	<8.4	<2.5	<0.98	<0.5
MW-7	01/22/2013	<0.42	<0.63	<2.5	<0.9	<1	<0.65	<0.14	<0.34	<4	5.9	<8.4	<2.5	<0.98	<0.5
MW-7	07/16/2013	<0.42	<0.63	<2.5	<0.9	<1	<0.65	<0.14	<0.34	<4	3.2	<8.4	<2.5	<0.98	<0.5
MW-7	01/22/2014	<0.42	0.91 I	<2.5	<0.9	<1	<0.65	<0.14	<0.34	<4	2.7	<8.4	<2.5	<0.98	<0.5
MW-7	07/22/2014	<0.42	0.87 I	<2.5	<0.9	<1	<0.65	<0.14	<0.34	<4	3.3	<8.4	<2.5	<0.98	<0.5
MW-7	01/21/2015	<0.42	1.3	<2.5	<0.9	<1	0.77 I	<0.14	<0.34	<4	2.6	<8.4	<2.5	<0.98	<0.5
MW-7	07/22/2015	<0.42	1	<2.5	<0.9	<1	0.69 I	<0.14	<0.34	<4	3.9	<8.4	<2.5	<0.98	<0.5
MW-7	03/23/2016	<0.43	1.2	<2.5	<0.9	<1	<0.65	<0.39	<0.31	<4	2.5	<8.4	<2.5	<0.98	<0.5
Intermediate															
MW-6	01/18/2012	<0.42	<0.63	<2.5	1.3	<1	0.86 I	<0.14	0.51 I	<4	<0.44	<8.4	<2.5	<0.98	<0.5
MW-6	07/18/2012	<0.42	<0.63	<2.5	1.9	<1	0.85 I	<0.14	0.81 I	<4	<0.44	<8.4	<2.5	<0.98	<0.5
MW-6	02/20/2013	<0.42	<0.63	<2.5	2.5	<1	0.81 I	<0.14	1.6	<4	<0.44	<8.4	<2.5	<0.98	<0.5
MW-6	07/17/2013	<0.42	<0.63	<2.5	1.8	<1	<0.65	<0.14	1.1	<4	<0.44	<8.4	<2.5	<0.98	<0.5
MW-6	01/22/2014	-	-	-	1.8	-	-	-	1.2	-	-	-	-	-	-
MW-6	07/23/2014	-	-	-	1.7	-	-	-	1.1	-	-	-	-	-	-
MW-6	01/21/2015	-	-	-	2	-	-	-	1.1	-	-	-	-	-	-
MW-6	07/23/2015	-	-	-	2.2	-	-	-	1.3	-	-	-	-	-	-
MW-6	03/22/2016	-	-	-	1.4	-	-	-	0.84	-	-	-	-	-	-
Compliance															
MW-10	01/17/2012	<0.42	<0.63	<2.5	<0.9	<1	6.9	<0.14	<0.34	5.3	<0.44	<8.4	<2.5	<0.98	<0.5
MW-10	07/18/2012	<0.42	0.66 I	<2.5	<0.9	<1	6.1	<0.14	<0.34	4.6 I	<0.44	<8.4	<2.5	<0.98	<0.5
MW-10	01/24/2013	<0.42	<0.63	<2.5	<0.9	<1	5.2	<0.14	<0.34	<4	<0.44	<8.4	<2.5	<0.98	<0.5
MW-10	07/16/2013	<0.42	0.63 I	<2.5	<0.9	<1	4.9	<0.14	<0.34	<4	<0.44	<8.4	<2.5	<0.98	<0.5
MW-10	01/21/2014	<0.42	<0.63	<2.5	<0.9	<1	3.4	<0.14	<0.34	<4	<0.44	<8.4	<2.5	<0.98	<0.5
MW-10	07/22/2014	<0.42	<0.63	<2.5	<0.9	<1	5.2	<0.14	<0.34	<4	<0.44	<8.4	<2.5	<0.98	<0.5
MW-10	01/20/2015	<0.42	<0.63	<2.5	<0.9	<1	3.4	<0.14	<0.34	<4	<0.44	<8.4	<2.5	<0.98	<0.5

ALL DATA
CITRUS COUNTY CENTRAL LANDFILL
JANUARY 2012 THROUGH MARCH 2016

PARAMETER		CARBON TETRA-CHLORIDE	CHLORO-BENZENE	CHLORO-ETHANE	CHLORO-FORM	CHLORO-METHANE (METHYL CHLORIDE)	CIS-1,2-DICHLORO-ETHENE	CIS-1,3-DICHLORO-PROPENE	DIBROMO-CHLORO-METHANE	DICHLORO-METHANE	ETHYL-BENZENE	METHYL ETHYL KETONE	METHYL-IODIDE	STYRENE	TETRA-CHLORO-ETHENE
STANDARD UNITS		3 µg/L* µg/L	100 µg/L* µg/L	12 µg/L*** µg/L	70 µg/L*** µg/L	2.7 µg/L*** µg/L	70 µg/L* µg/L	0.4 µg/L*** µg/L	0.4 µg/L*** µg/L	5 µg/L* µg/L	30 µg/L** µg/L	4200 µg/L*** µg/L	(1) µg/L	100 µg/L* µg/L	3 µg/L* µg/L
MW-10	07/22/2015	<0.42	<0.63	<2.5	<0.9	<1	3.1	<0.14	<0.34	<4	<0.44	<8.4	<2.5	<0.98	<0.5
MW-10	03/22/2016	<0.43	<0.63	<2.5	<0.9	<1	2.2	<0.39	<0.31	<4	<0.44	<8.4	<2.5	<0.98	<0.5
MW-11	01/18/2012	<0.42	<0.63	<2.5	<0.9	<1	<0.65	<0.14	<0.34	<4	<0.44	<8.4	<2.5	<0.98	<0.5
MW-11	07/17/2012	<0.42	<0.63	<2.5	<0.9	<1	<0.65	<0.14	<0.34	<4	<0.44	<8.4	<2.5	<0.98	<0.5
MW-11	01/23/2013	<0.42	<0.63	<2.5	<0.9	<1	<0.65	<0.14	<0.34	<4	<0.44	<8.4	<2.5	<0.98	<0.5
MW-11	07/16/2013	<0.42	<0.63	<2.5	<0.9	<1	<0.65	<0.14	<0.34	<4	<0.44	<8.4	<2.5	<0.98	<0.5
MW-11	01/22/2014	<0.42	<0.63	<2.5	<0.9	<1	<0.65	<0.14	<0.34	<4	<0.44	<8.4	<2.5	<0.98	<0.5
MW-11	07/22/2014	<0.42	<0.63	<2.5	<0.9	<1	<0.65	<0.14	<0.34	<4	<0.44	<8.4	<2.5	<0.98	<0.5
MW-11	01/20/2015	<0.42	<0.63	<2.5	<0.9	<1	<0.65	<0.14	<0.34	<4	<0.44	<8.4	<2.5	<0.98	<0.5
MW-11	07/22/2015	<0.42	<0.63	<2.5	<0.9	<1	<0.65	<0.14	<0.34	<4	<0.44	<8.4	<2.5	<0.98	<0.5
MW-11	03/24/2016	<0.43	<0.63	<2.5	<0.9	<1	<0.65	<0.39	<0.31	<4	<0.44	<8.4	<2.5	<0.98	<0.5
MW-12	01/18/2012	<0.42	<0.63	<2.5	<0.9	<1	<0.65	<0.14	<0.34	<4	<0.44	<8.4	<2.5	<0.98	<0.5
MW-12	07/17/2012	<0.42	<0.63	<2.5	<0.9	<1	<0.65	<0.14	<0.34	<4	<0.44	<8.4	<2.5	<0.98	<0.5
MW-12	01/23/2013	<0.42	<0.63	<2.5	<0.9	<1	<0.65	<0.14	<0.34	<4	<0.44	<8.4	<2.5	<0.98	<0.5
MW-12	07/17/2013	<0.42	<0.63	<2.5	<0.9	<1	<0.65	<0.14	<0.34	<4	<0.44	<8.4	<2.5	<0.98	<0.5
MW-12	01/22/2014	<0.42	<0.63	<2.5	<0.9	<1	<0.65	<0.14	<0.34	<4	<0.44	<8.4	<2.5	<0.98	<0.5
MW-12	07/22/2014	<0.42	<0.63	<2.5	<0.9	<1	<0.65	<0.14	<0.34	<4	<0.44	<8.4	<2.5	<0.98	<0.5
MW-12	01/20/2015	<0.42	<0.63	<2.5	<0.9	<1	<0.65	<0.14	<0.34	<4	<0.44	<8.4	<2.5	<0.98	<0.5
MW-12	07/22/2015	<0.42	<0.63	<2.5	<0.9	<1	<0.65	<0.14	<0.34	<4	<0.44	<8.4	<2.5	<0.98	<0.5
MW-12	03/24/2016	<0.43	<0.63	<2.5	<0.9	<1	<0.65	<0.39	<0.31	<4	<0.44	<8.4	<2.5	<0.98	<0.5
MW-13	01/17/2012	<0.42	<0.63	<2.5	<0.9	<1	2.1	<0.14	<0.34	<4	<0.44	<8.4	<2.5	<0.98	<0.5
MW-13	07/17/2012	<0.42	<0.63	<2.5	<0.9	<1	2.2	<0.14	<0.34	<4	<0.44	<8.4	<2.5	<0.98	<0.5
MW-13	01/23/2013	<0.42	<0.63	<2.5	<0.9	<1	2	<0.14	<0.34	<4	<0.44	<8.4	<2.5	<0.98	<0.5
MW-13	07/17/2013	<0.42	<0.63	<2.5	<0.9	<1	1.7	<0.14	<0.34	<4	<0.44	<8.4	<2.5	<0.98	<0.5
MW-13	01/22/2014	<0.42	<0.63	<2.5	<0.9	<1	1	<0.14	<0.34	<4	<0.44	<8.4	<2.5	<0.98	<0.5
MW-13	07/23/2014	<0.42	<0.63	<2.5	<0.9	<1	1	<0.14	<0.34	<4	<0.44	<8.4	<2.5	<0.98	<0.5
MW-13	01/20/2015	<0.42	<0.63	<2.5	<0.9	<1	1.2	<0.14	<0.34	<4	<0.44	<8.4	<2.5	<0.98	<0.5
MW-13	07/22/2015	<0.42	<0.63	<2.5	<0.9	<1	1.5	<0.14	<0.34	<4	<0.44	<8.4	<2.5	<0.98	<0.5
MW-13	03/23/2016	<0.43	<0.63	<2.5	<0.9	<1	<0.65	<0.39	<0.31	<4	<0.44	<8.4	<2.5	<0.98	<0.5
MW-14	01/17/2012	<0.42	<0.63	<2.5	<0.9	<1	<0.65	<0.14	<0.34	<4	<0.44	<8.4	<2.5	<0.98	<0.5
MW-14	07/17/2012	<0.42	<0.63	<2.5	<0.9	<1	<0.65	<0.14	<0.34	<4	<0.44	<8.4	<2.5	<0.98	<0.5
MW-14	01/23/2013	<0.42	<0.63	<2.5	<0.9	<1	<0.65	<0.14	<0.34	<4	<0.44	<8.4	<2.5	<0.98	<0.5
MW-14	02/20/2013	-	-	-	-	-	-	-	-	-	-	-	-	-	-
MW-14	07/17/2013	<0.42	<0.63	<2.5	<0.9	<1	<0.65	<0.14	<0.34	<4	<0.44	<8.4	<2.5	<0.98	<0.5
MW-14	01/21/2014	<0.42	<0.63	<2.5	<0.9	<1	<0.65	<0.14	<0.34	<4	<0.44	<8.4	<2.5	<0.98	<0.5
MW-14	07/23/2014	<0.42	<0.63	<2.5	<0.9	<1	<0.65	<0.14	<0.34	<4	<0.44	<8.4	<2.5	<0.98	<0.5
MW-14	01/20/2015	<0.42	<0.63	<2.5	<0.9	<1	<0.65	<0.14	<0.34	<4	<0.44	<8.4	<2.5	<0.98	<0.5

ALL DATA
CITRUS COUNTY CENTRAL LANDFILL
JANUARY 2012 THROUGH MARCH 2016

PARAMETER		CARBON TETRA-CHLORIDE	CHLORO-BENZENE	CHLORO-ETHANE	CHLORO-FORM	CHLORO-METHANE (METHYL CHLORIDE)	CIS-1,2-DICHLORO-ETHENE	CIS-1,3-DICHLORO-PROPENE	DIBROMO-CHLORO-METHANE	DICHLORO-METHANE	ETHYL-BENZENE	METHYL ETHYL KETONE	METHYL-IODIDE	STYRENE	TETRA-CHLORO-ETHENE
STANDARD		3 µg/L*	100 µg/L*	12 µg/L***	70 µg/L***	2.7 µg/L***	70 µg/L*	0.4 µg/L***	0.4 µg/L***	5 µg/L*	30 µg/L**	4200 µg/L***	(1)	100 µg/L*	3 µg/L*
UNITS		µg/L	µg/L	µg/L	µg/L	µg/L	µg/L	µg/L	µg/L	µg/L	µg/L	µg/L	µg/L	µg/L	µg/L
MW-14	07/22/2015	<0.42	<0.63	<2.5	<0.9	<1	<0.65	<0.14	<0.34	<4	<0.44	<8.4	<2.5	<0.98	<0.5
MW-14	03/23/2016	<0.43	<0.63	<2.5	<0.9	<1	<0.65	<0.39	<0.31	<4	<0.44	<8.4	<2.5	<0.98	<0.5
MW-15	01/17/2012	<0.42	<0.63	<2.5	<0.9	<1	3.1	<0.14	<0.34	<4	<0.44	<8.4	<2.5	<0.98	<0.5
MW-15	07/17/2012	<0.42	<0.63	<2.5	<0.9	<1	3	<0.14	<0.34	<4	<0.44	<8.4	<2.5	<0.98	<0.5
MW-15	01/24/2013	<0.42	<0.63	<2.5	<0.9	<1	2.2	<0.14	<0.34	<4	<0.44	<8.4	<2.5	<0.98	<0.5
MW-15	07/17/2013	<0.42	<0.63	<2.5	<0.9	<1	2.3	<0.14	<0.34	<4	<0.44	<8.4	<2.5	<0.98	<0.5
MW-15	01/22/2014	<0.42	<0.63	<2.5	<0.9	<1	1.5	<0.14	<0.34	<4	<0.44	<8.4	<2.5	<0.98	<0.5
MW-15	07/23/2014	<0.42	<0.63	<2.5	<0.9	<1	2.2	<0.14	<0.34	<4	<0.44	<8.4	<2.5	<0.98	<0.5
MW-15	01/20/2015	<0.42	<0.63	<2.5	<0.9	<1	1.8	<0.14	<0.34	<4	<0.44	<8.4	<2.5	<0.98	<0.5
MW-15	07/23/2015	<0.42	<0.63	<2.5	<0.9	<1	2	<0.14	<0.34	<4	<0.44	<8.4	<2.5	<0.98	<0.5
MW-15	03/23/2016	<0.43	<0.63	<2.5	<0.9	<1	1.9	<0.39	<0.31	<4	<0.44	<8.4	<2.5	<0.98	<0.5
MW-17	01/17/2012	<0.42	<0.63	<2.5	<0.9	<1	<0.65	<0.14	<0.34	<4	<0.44	<8.4	<2.5	<0.98	<0.5
MW-17	07/17/2012	<0.42	<0.63	<2.5	<0.9	<1	<0.65	<0.14	<0.34	<4	<0.44	<8.4	<2.5	<0.98	<0.5
MW-17	01/23/2013	<0.42	<0.63	<2.5	<0.9	<1	<0.65	<0.14	<0.34	<4	<0.44	<8.4	<2.5	<0.98	<0.5
MW-17	07/17/2013	<0.42	<0.63	<2.5	<0.9	<1	<0.65	<0.14	<0.34	<4	<0.44	<8.4	<2.5	<0.98	<0.5
MW-17	01/21/2014	<0.42	<0.63	<2.5	<0.9	<1	<0.65	<0.14	<0.34	<4	<0.44	<8.4	<2.5	<0.98	<0.5
MW-17	07/23/2014	<0.42	<0.63	<2.5	<0.9	<1	<0.65	<0.14	<0.34	<4	<0.44	<8.4	<2.5	<0.98	<0.5
MW-17	01/20/2015	<0.42	<0.63	<2.5	<0.9	<1	<0.65	<0.14	<0.34	<4	<0.44	<8.4	<2.5	<0.98	<0.5
MW-17	07/22/2015	<0.42	<0.63	<2.5	<0.9	<1	<0.65	<0.14	<0.34	<4	<0.44	<8.4	<2.5	<0.98	<0.5
MW-17	03/23/2016	<0.43	<0.63	<2.5	<0.9	<1	<0.65	<0.39	<0.31	<4	<0.44	<8.4	<2.5	<0.98	<0.5
MW-20	01/18/2012	<0.42	<0.63	<2.5	<0.9	<1	<0.65	<0.14	<0.34	<4	<0.44	<8.4	<2.5	<0.98	<0.5
MW-20	07/18/2012	<0.42	<0.63	<2.5	<0.9	<1	<0.65	<0.14	<0.34	<4	<0.44	<8.4	<2.5	<0.98	<0.5
MW-20	01/22/2013	<0.42	<0.63	<2.5	<0.9	<1	<0.65	<0.14	<0.34	<4	<0.44	<8.4	<2.5	<0.98	<0.5
MW-20	07/16/2013	<0.42	<0.63	<2.5	<0.9	<1	<0.65	<0.14	<0.34	<4	<0.44	<8.4	<2.5	<0.98	<0.5
MW-20	01/22/2014	<0.42	<0.63	<2.5	<0.9	<1	<0.65	<0.14	<0.34	<4	<0.44	<8.4	<2.5	<0.98	<0.5
MW-20	07/22/2014	<0.42	<0.63	<2.5	<0.9	<1	<0.65	<0.14	<0.34	<4	<0.44	<8.4	<2.5	<0.98	<0.5
MW-20	01/21/2015	<0.42	<0.63	<2.5	<0.9	<1	<0.65	<0.14	<0.34	<4	<0.44	<8.4	<2.5	<0.98	<0.5
MW-20	07/22/2015	<0.42	<0.63	<2.5	<0.9	<1	<0.65	<0.14	<0.34	<4	<0.44	<8.4	<2.5	<0.98	<0.5
MW-20	03/22/2016	<0.43	<0.63	<2.5	<0.9	<1	<0.65	<0.39	<0.31	<4	<0.44	<8.4	<2.5	<0.98	<0.5
MW-21	01/17/2012	<0.42	<0.63	<2.5	<0.9	<1	2.2	<0.14	<0.34	<4	1.7	<8.4	<2.5	<0.98	<0.5
MW-21	07/19/2012	<0.42	1.5	<2.5	<0.9	<1	1.8	<0.14	<0.34	<4	1.3	<8.4	<2.5	<0.98	<0.5
MW-21	01/22/2013	<0.42	2	<2.5	<0.9	<1	2.6	<0.14	<0.34	<4	2.2	<8.4	<2.5	<0.98	<0.5
MW-21	07/16/2013	<0.42	1.3	<2.5	<0.9	<1	1.3	<0.14	<0.34	<4	0.74 I	<8.4	<2.5	<0.98	<0.5
MW-21	01/21/2014	<0.42	1.5	<2.5	<0.9	<1	1.2	<0.14	<0.34	<4	0.69 I	<8.4	<2.5	<0.98	<0.5
MW-21	07/22/2014	<0.42	1.1	<2.5	<0.9	<1	1.6	<0.14	<0.34	<4	0.44 I	<8.4	<2.5	<0.98	<0.5
MW-21	01/20/2015	<0.42	1.5	<2.5	<0.9	<1	1.2	<0.14	<0.34	<4	<0.44	<8.4	<2.5	<0.98	<0.5
MW-21	07/23/2015	<0.42	1.4	<2.5	<0.9	<1	1.5	<0.14	<0.34	<4	<0.44	<8.4	<2.5	<0.98	<0.5

ALL DATA
CITRUS COUNTY CENTRAL LANDFILL
JANUARY 2012 THROUGH MARCH 2016

PARAMETER		CARBON TETRA-CHLORIDE	CHLORO-BENZENE	CHLORO-ETHANE	CHLORO-FORM	CHLORO-METHANE (METHYL CHLORIDE)	CIS-1,2-DICHLORO-ETHENE	CIS-1,3-DICHLORO-PROPENE	DIBROMO-CHLORO-METHANE	DICHLORO-METHANE	ETHYL-BENZENE	METHYL ETHYL KETONE	METHYL-IODIDE	STYRENE	TETRA-CHLORO-ETHENE
STANDARD UNITS		3 µg/L* µg/L	100 µg/L* µg/L	12 µg/L*** µg/L	70 µg/L*** µg/L	2.7 µg/L*** µg/L	70 µg/L* µg/L	0.4 µg/L*** µg/L	0.4 µg/L*** µg/L	5 µg/L* µg/L	30 µg/L** µg/L	4200 µg/L*** µg/L	(1) µg/L	100 µg/L* µg/L	3 µg/L* µg/L
MW-21	03/22/2016	<0.43	1.4	<2.5	<0.9	<1	1.3	<0.39	<0.31	<4	<0.44	<8.4	<2.5	<0.98	<0.5
Assessment															
MW-18	01/17/2012	-	-	-	-	-	-	-	-	<4	-	-	-	-	-
MW-18	07/17/2012	-	-	-	-	-	-	-	-	<4	-	-	-	-	-
MW-18	01/24/2013	-	-	-	-	-	-	-	-	<4	-	-	-	-	-
MW-18	07/16/2013	-	-	-	-	-	-	-	-	<4	-	-	-	-	-
MW-18	01/22/2014	-	-	-	-	-	-	-	-	<4	-	-	-	-	-
MW-18	07/22/2014	-	-	-	-	-	-	-	-	<4	-	-	-	-	-
MW-18	01/21/2015	<0.43	<0.63	<2.5	<0.9	<1	<0.65	<0.39	<0.34	<4	<0.44	<8.4	<2.5	<0.98	<0.5
MW-18	07/23/2015	-	-	-	-	-	-	-	-	<4	-	-	-	-	-
MW-18	03/23/2016	-	-	-	-	-	-	-	-	<4	-	-	-	-	-
MW-19	01/17/2012	-	-	-	-	-	-	-	-	<4	-	-	-	-	-
MW-19	07/19/2012	-	-	-	-	-	-	-	-	<4	-	-	-	-	-
MW-19	01/23/2013	-	-	-	-	-	-	-	-	<4	-	-	-	-	-
MW-19	07/17/2013	-	-	-	-	-	-	-	-	<4	-	-	-	-	-
MW-19	01/22/2014	-	-	-	-	-	-	-	-	<4	-	-	-	-	-
MW-19	07/22/2014	-	-	-	-	-	-	-	-	4.2 I	-	-	-	-	-
MW-19	01/21/2015	-	-	-	-	-	-	-	-	7.3	-	-	-	-	-
MW-19	07/23/2015	-	-	-	-	-	-	-	-	<4	-	-	-	-	-
MW-19	03/23/2016	-	-	-	-	-	-	-	-	7.1	-	-	-	-	-

LEGEND

*	=Primary Drinking Water Standard	I	= Value is between the Method Detection Level (MDL) and the Reporting Detection Level (RDL)
**	=Secondary Drinking Water Standard	J	= Estimated value
***	=Chapter 62-777 - Groundwater Cleanup Target Level (GCTL)	V	= Analyte found in associated method blank
(1)	=No Standard	Q	= Estimated value; analyte analyzed after acceptable holding time
-	=Not Analyzed		

ALL DATA
CITRUS COUNTY CENTRAL LANDFILL
JANUARY 2012 THROUGH MARCH 2016

PARAMETER		TOLUENE	TOTAL TRIHALO-METHANES	TRANS-1,2-DICHLORO-ETHENE	TRANS-1,3-DICHLORO-PROPENE	TRICHLORO-ETHENE	TRICHLORO-FLUORO-METHANE	VINYL ACETATE	VINYL CHLORIDE	XYLENES	(E)-1,4-DICHLORO-2-BUTENE	DIBROMO-METHANE
STANDARD		40 µg/L**	80 µg/L*	100 µg/L*	0.4 µg/L***	3 µg/L*	2100 µg/L***	88 µg/L***	1 µg/L*	20 µg/L**	(1)	70 µg/L***
UNITS		µg/L	µg/L	µg/L	µg/L	µg/L	µg/L	µg/L	µg/L	µg/L	µg/L	µg/L
Background												
MW-3	01/18/2012	<0.51	-	<0.44	<0.14	<0.5	<2.5	<1.5	<0.5	<0.5	<2.5	<0.41
MW-3	07/19/2012	<0.51	-	<0.44	<0.14	<0.5	<2.5	<1.5	<0.5	<0.5	<2.5	<0.41
MW-3	01/22/2013	<0.51	-	<0.44	<0.14	<0.5	<2.5	<1.5	<0.5	<0.5	<2.5	<0.41
MW-3	07/16/2013	<0.51	-	<0.44	<0.14	<0.5	<2.5	<1.5	<0.5	<0.5	<2.5	<0.41
MW-3	01/22/2014	<0.51	-	<0.44	<0.14	<0.5	<2.5	<1.5	<0.5	<0.5	<2.5	<0.41
MW-3	07/22/2014	<0.51	-	<0.44	<0.14	<0.5	<2.5	<1.5	<0.5	<0.5	<2.5	<0.41
MW-3	01/21/2015	<0.51	-	<0.44	<0.14	<0.5	<2.5	<1.5	<0.5	<0.5	<2.5	<0.41
MW-3	07/22/2015	<0.51	-	<0.44	<0.14	<0.5	<2.5	<1.5	<0.5	<0.5	<2.5	<0.41
MW-3	03/22/2016	<0.51	-	<0.67	<0.27	<0.61	<2.5	<1.5	<0.71	<0.5	<2.5	<0.46
MW-7	01/18/2012	<0.51	-	<0.44	<0.14	<0.5	<2.5	<1.5	<0.5	1.3 I	<2.5	<0.41
MW-7	07/18/2012	<0.51	-	<0.44	<0.14	<0.5	<2.5	<1.5	<0.5	3.3	<2.5	<0.41
MW-7	01/22/2013	<0.51	-	<0.44	<0.14	<0.5	<2.5	<1.5	0.9 I	1.4 I	<2.5	<0.41
MW-7	07/16/2013	<0.51	-	<0.44	<0.14	<0.5	<2.5	<1.5	<0.5	<0.5	<2.5	<0.41
MW-7	01/22/2014	<0.51	-	<0.44	<0.14	<0.5	<2.5	<1.5	<0.5	1 I	<2.5	<0.41
MW-7	07/22/2014	<0.51	-	<0.44	<0.14	<0.5	<2.5	<1.5	<0.5	0.69 I	<2.5	<0.41
MW-7	01/21/2015	<0.51	-	<0.44	<0.14	<0.5	<2.5	<1.5	0.68 I	1.3 I	<2.5	<0.41
MW-7	07/22/2015	<0.51	-	<0.44	<0.14	<0.5	<2.5	<1.5	<0.5	0.96 I	<2.5	<0.41
MW-7	03/23/2016	<0.51	-	<0.67	<0.27	<0.61	<2.5	<1.5	<0.71	0.77 I	<2.5	<0.46
Intermediate												
MW-6	01/18/2012	<0.51	-	<0.44	<0.14	<0.5	<2.5	<1.5	2	<0.5	<2.5	<0.41
MW-6	07/18/2012	<0.51	-	<0.44	<0.14	<0.5	<2.5	<1.5	1.2	<0.5	<2.5	<0.41
MW-6	02/20/2013	<0.51	4.7	<0.44	<0.14	<0.5	<2.5	<1.5	1.9	<0.5	<2.5	<0.41
MW-6	07/17/2013	<0.51	4.3	<0.44	<0.14	<0.5	<2.5	<1.5	1.4	<0.5	<2.5	<0.41
MW-6	01/22/2014	-	4.3	-	-	-	-	-	-	-	-	-
MW-6	07/23/2014	-	4	-	-	-	-	-	-	-	-	-
MW-6	01/21/2015	-	4.4	-	-	-	-	-	-	-	-	-
MW-6	07/23/2015	-	5.1	-	-	-	-	-	-	-	-	-
MW-6	03/22/2016	-	3.2	-	-	-	-	-	-	-	-	-
Compliance												
MW-10	01/17/2012	<0.51	-	<0.44	<0.14	<0.5	<2.5	<1.5	2.8	5.6	<2.5	<0.41
MW-10	07/18/2012	<0.51	-	<0.44	<0.14	<0.5	<2.5	<1.5	2.5	3	<2.5	<0.41
MW-10	01/24/2013	<0.51	-	<0.44	<0.14	<0.5	<2.5	<1.5	1.7	5.4	<2.5	<0.41
MW-10	07/16/2013	<0.51	-	<0.44	<0.14	<0.5	<2.5	<1.5	1.8	3.8	<2.5	<0.41
MW-10	01/21/2014	<0.51	-	<0.44	<0.14	<0.5	<2.5	<1.5	1.5	2.1 I	<2.5	<0.41
MW-10	07/22/2014	<0.51	-	<0.44	<0.14	<0.5	<2.5	<1.5	1.8	3.5	<2.5	<0.41
MW-10	01/20/2015	<0.51	-	<0.44	<0.14	<0.5	<2.5	<1.5	1.8	3.1	<2.5	<0.41

ALL DATA
CITRUS COUNTY CENTRAL LANDFILL
JANUARY 2012 THROUGH MARCH 2016

PARAMETER		TOLUENE	TOTAL TRIHALO-METHANES	TRANS-1,2-DICHLORO-ETHENE	TRANS-1,3-DICHLORO-PROPENE	TRICHLORO-ETHENE	TRICHLORO-FLUORO-METHANE	VINYL ACETATE	VINYL CHLORIDE	XYLENES	(E)-1,4-DICHLORO-2-BUTENE	DIBROMO-METHANE
STANDARD UNITS		40 µg/L** µg/L	80 µg/L* µg/L	100 µg/L* µg/L	0.4 µg/L*** µg/L	3 µg/L* µg/L	2100 µg/L*** µg/L	88 µg/L*** µg/L	1 µg/L* µg/L	20 µg/L** µg/L	(1) µg/L	70 µg/L*** µg/L
MW-10	07/22/2015	<0.51	-	<0.44	<0.14	<0.5	<2.5	<1.5	1.1	2.6 I	<2.5	<0.41
MW-10	03/22/2016	<0.51	-	<0.67	<0.27	<0.61	<2.5	<1.5	0.86 I	1.5 I	<2.5	<0.46
MW-11	01/18/2012	<0.51	-	<0.44	<0.14	<0.5	<2.5	<1.5	<0.5	<0.5	<2.5	<0.41
MW-11	07/17/2012	<0.51	-	<0.44	<0.14	<0.5	<2.5	<1.5	<0.5	<0.5	<2.5	<0.41
MW-11	01/23/2013	<0.51	-	<0.44	<0.14	<0.5	<2.5	<1.5	<0.5	<0.5	<2.5	<0.41
MW-11	07/16/2013	<0.51	-	<0.44	<0.14	<0.5	<2.5	<1.5	<0.5	<0.5	<2.5	<0.41
MW-11	01/22/2014	<0.51	-	<0.44	<0.14	<0.5	<2.5	<1.5	<0.5	<0.5	<2.5	<0.41
MW-11	07/22/2014	<0.51	-	<0.44	<0.14	<0.5	<2.5	<1.5	<0.5	<0.5	<2.5	<0.41
MW-11	01/20/2015	<0.51	-	<0.44	<0.14	<0.5	<2.5	<1.5	<0.5	<0.5	<2.5	<0.41
MW-11	07/22/2015	<0.51	-	<0.44	<0.14	<0.5	<2.5	<1.5	<0.5	<0.5	<2.5	<0.41
MW-11	03/24/2016	<0.51	-	<0.67	<0.27	<0.61	<2.5	<1.5	<0.71	<0.5	<2.5	<0.46
MW-12	01/18/2012	<0.51	-	<0.44	<0.14	<0.5	<2.5	<1.5	<0.5	<0.5	<2.5	<0.41
MW-12	07/17/2012	<0.51	-	<0.44	<0.14	<0.5	<2.5	<1.5	<0.5	<0.5	<2.5	<0.41
MW-12	01/23/2013	<0.51	-	<0.44	<0.14	<0.5	<2.5	<1.5	<0.5	<0.5	<2.5	<0.41
MW-12	07/17/2013	<0.51	-	<0.44	<0.14	<0.5	<2.5	<1.5	<0.5	<0.5	<2.5	<0.41
MW-12	01/22/2014	<0.51	-	<0.44	<0.14	<0.5	<2.5	<1.5	<0.5	<0.5	<2.5	<0.41
MW-12	07/22/2014	<0.51	-	<0.44	<0.14	<0.5	<2.5	<1.5	<0.5	<0.5	<2.5	<0.41
MW-12	01/20/2015	<0.51	-	<0.44	<0.14	<0.5	<2.5	<1.5	<0.5	<0.5	<2.5	<0.41
MW-12	07/22/2015	<0.51	-	<0.44	<0.14	<0.5	<2.5	<1.5	<0.5	<0.5	<2.5	<0.41
MW-12	03/24/2016	<0.51	-	<0.67	<0.27	<0.61	<2.5	<1.5	<0.71	<0.5	<2.5	<0.46
MW-13	01/17/2012	<0.51	-	<0.44	<0.14	<0.5	<2.5	<1.5	0.91 I	<0.5	<2.5	<0.41
MW-13	07/17/2012	<0.51	-	<0.44	<0.14	<0.5	<2.5	<1.5	0.72 I	<0.5	<2.5	<0.41
MW-13	01/23/2013	<0.51	-	<0.44	<0.14	<0.5	<2.5	<1.5	0.89 I	<0.5	<2.5	<0.41
MW-13	07/17/2013	<0.51	-	<0.44	<0.14	<0.5	<2.5	<1.5	0.63 I	<0.5	<2.5	<0.41
MW-13	01/22/2014	<0.51	-	<0.44	<0.14	<0.5	<2.5	<1.5	0.58 I	<0.5	<2.5	<0.41
MW-13	07/23/2014	<0.51	-	<0.44	<0.14	<0.5	<2.5	<1.5	<0.5	<0.5	<2.5	<0.41
MW-13	01/20/2015	<0.51	-	<0.44	<0.14	<0.5	<2.5	<1.5	<0.5	<0.5	<2.5	<0.41
MW-13	07/22/2015	<0.51	-	<0.44	<0.14	<0.5	<2.5	<1.5	<0.5	<0.5	<2.5	<0.41
MW-13	03/23/2016	<0.51	-	<0.67	<0.27	<0.61	<2.5	<1.5	<0.71	<0.5	<2.5	<0.46
MW-14	01/17/2012	<0.51	-	<0.44	<0.14	<0.5	<2.5	<1.5	<0.5	<0.5	<2.5	<0.41
MW-14	07/17/2012	<0.51	-	<0.44	<0.14	<0.5	<2.5	<1.5	<0.5	<0.5	<2.5	<0.41
MW-14	01/23/2013	<0.51	-	<0.44	<0.14	<0.5	<2.5	<1.5	<0.5	<0.5	<2.5	<0.41
MW-14	02/20/2013	-	-	-	-	-	-	-	-	-	-	-
MW-14	07/17/2013	<0.51	-	<0.44	<0.14	<0.5	<2.5	<1.5	<0.5	<0.5	<2.5	<0.41
MW-14	01/21/2014	<0.51	-	<0.44	<0.14	<0.5	<2.5	<1.5	<0.5	<0.5	<2.5	<0.41
MW-14	07/23/2014	<0.51	-	<0.44	<0.14	<0.5	<2.5	<1.5	<0.5	<0.5	<2.5	<0.41
MW-14	01/20/2015	<0.51	-	<0.44	<0.14	<0.5	<2.5	<1.5	<0.5	<0.5	<2.5	<0.41

ALL DATA
CITRUS COUNTY CENTRAL LANDFILL
JANUARY 2012 THROUGH MARCH 2016

PARAMETER		TOLUENE	TOTAL TRIHALO-METHANES	TRANS-1,2-DICHLORO-ETHENE	TRANS-1,3-DICHLORO-PROPENE	TRICHLORO-ETHENE	TRICHLORO-FLUORO-METHANE	VINYL ACETATE	VINYL CHLORIDE	XYLENES	(E)-1,4-DICHLORO-2-BUTENE	DIBROMO-METHANE
STANDARD UNITS		40 µg/L** µg/L	80 µg/L* µg/L	100 µg/L* µg/L	0.4 µg/L*** µg/L	3 µg/L* µg/L	2100 µg/L*** µg/L	88 µg/L*** µg/L	1 µg/L* µg/L	20 µg/L** µg/L	(1) µg/L	70 µg/L*** µg/L
MW-14	07/22/2015	<0.51	-	<0.44	<0.14	<0.5	<2.5	<1.5	<0.5	<0.5	<2.5	<0.41
MW-14	03/23/2016	<0.51	-	<0.67	<0.27	<0.61	<2.5	<1.5	<0.71	<0.5	<2.5	<0.46
MW-15	01/17/2012	<0.51	-	<0.44	<0.14	0.94 I	<2.5	<1.5	0.59 I	<0.5	<2.5	<0.41
MW-15	07/17/2012	<0.51	-	<0.44	<0.14	0.88 I	<2.5	<1.5	<0.5	<0.5	<2.5	<0.41
MW-15	01/24/2013	<0.51	-	<0.44	<0.14	0.68 I	<2.5	<1.5	<0.5	<0.5	<2.5	<0.41
MW-15	07/17/2013	<0.51	-	<0.44	<0.14	0.68 I	<2.5	<1.5	<0.5	<0.5	<2.5	<0.41
MW-15	01/22/2014	<0.51	-	<0.44	<0.14	0.52 I	<2.5	<1.5	<0.5	<0.5	<2.5	<0.41
MW-15	07/23/2014	<0.51	-	<0.44	<0.14	<0.5	<2.5	<1.5	<0.5	<0.5	<2.5	<0.41
MW-15	01/20/2015	<0.51	-	<0.44	<0.14	0.53 I	<2.5	<1.5	<0.5	<0.5	<2.5	<0.41
MW-15	07/23/2015	<0.51	-	<0.44	<0.14	<0.5	<2.5	<1.5	<0.5	<0.5	<2.5	<0.41
MW-15	03/23/2016	<0.51	-	<0.67	<0.27	<0.61	<2.5	<1.5	<0.71	<0.5	<2.5	<0.46
MW-17	01/17/2012	<0.51	-	<0.44	<0.14	<0.5	<2.5	<1.5	<0.5	<0.5	<2.5	<0.41
MW-17	07/17/2012	<0.51	-	<0.44	<0.14	<0.5	<2.5	<1.5	<0.5	<0.5	<2.5	<0.41
MW-17	01/23/2013	<0.51	-	<0.44	<0.14	<0.5	<2.5	<1.5	<0.5	<0.5	<2.5	<0.41
MW-17	07/17/2013	<0.51	-	<0.44	<0.14	<0.5	<2.5	<1.5	<0.5	<0.5	<2.5	<0.41
MW-17	01/21/2014	<0.51	-	<0.44	<0.14	<0.5	<2.5	<1.5	<0.5	<0.5	<2.5	<0.41
MW-17	07/23/2014	<0.51	-	<0.44	<0.14	<0.5	<2.5	<1.5	<0.5	<0.5	<2.5	<0.41
MW-17	01/20/2015	<0.51	-	<0.44	<0.14	<0.5	<2.5	<1.5	<0.5	<0.5	<2.5	<0.41
MW-17	07/22/2015	<0.51	-	<0.44	<0.14	<0.5	<2.5	<1.5	<0.5	<0.5	<2.5	<0.41
MW-17	03/23/2016	<0.51	-	<0.67	<0.27	<0.61	<2.5	<1.5	<0.71	<0.5	<2.5	<0.46
MW-20	01/18/2012	<0.51	-	<0.44	<0.14	<0.5	<2.5	<1.5	<0.5	<0.5	<2.5	<0.41
MW-20	07/18/2012	<0.51	-	<0.44	<0.14	<0.5	<2.5	<1.5	<0.5	<0.5	<2.5	<0.41
MW-20	01/22/2013	<0.51	-	<0.44	<0.14	<0.5	<2.5	<1.5	<0.5	<0.5	<2.5	<0.41
MW-20	07/16/2013	<0.51	-	<0.44	<0.14	<0.5	<2.5	<1.5	<0.5	<0.5	<2.5	<0.41
MW-20	01/22/2014	<0.51	-	<0.44	<0.14	<0.5	<2.5	<1.5	<0.5	<0.5	<2.5	<0.41
MW-20	07/22/2014	<0.51	-	<0.44	<0.14	<0.5	<2.5	<1.5	<0.5	<0.5	<2.5	<0.41
MW-20	01/21/2015	<0.51	-	<0.44	<0.14	<0.5	<2.5	<1.5	<0.5	<0.5	<2.5	<0.41
MW-20	07/22/2015	<0.51	-	<0.44	<0.14	<0.5	<2.5	<1.5	<0.5	<0.5	<2.5	<0.41
MW-20	03/22/2016	<0.51	-	<0.67	<0.27	<0.61	<2.5	<1.5	<0.71	<0.5	<2.5	<0.46
MW-21	01/17/2012	<0.51	-	<0.44	<0.14	<0.5	<2.5	<1.5	1.1	<0.5	<2.5	<0.41
MW-21	07/19/2012	<0.51	-	<0.44	<0.14	<0.5	<2.5	<1.5	0.84 I	2.2 I	<2.5	<0.41
MW-21	01/22/2013	<0.51	-	<0.44	<0.14	<0.5	<2.5	<1.5	2.3	<0.5	<2.5	<0.41
MW-21	07/16/2013	<0.51	-	<0.44	<0.14	<0.5	<2.5	<1.5	0.79 I	0.86 I	<2.5	<0.41
MW-21	01/21/2014	<0.51	-	<0.44	<0.14	<0.5	<2.5	<1.5	0.68 I	<0.5	<2.5	<0.41
MW-21	07/22/2014	<0.51	-	<0.44	<0.14	<0.5	<2.5	<1.5	0.52 I	<0.5	<2.5	<0.41
MW-21	01/20/2015	<0.51	-	<0.44	<0.14	<0.5	<2.5	<1.5	0.55 I	<0.5	<2.5	<0.41
MW-21	07/23/2015	<0.51	-	<0.44	<0.14	<0.5	<2.5	<1.5	<0.5	<0.5	<2.5	<0.41

ALL DATA
CITRUS COUNTY CENTRAL LANDFILL
JANUARY 2012 THROUGH MARCH 2016

PARAMETER		TOLUENE	TOTAL TRIHALO-METHANES	TRANS-1,2-DICHLORO-ETHENE	TRANS-1,3-DICHLORO-PROPENE	TRICHLORO-ETHENE	TRICHLORO-FLUORO-METHANE	VINYL ACETATE	VINYL CHLORIDE	XYLENES	(E)-1,4-DICHLORO-2-BUTENE	DIBROMO-METHANE
STANDARD UNITS		40 µg/L** µg/L	80 µg/L* µg/L	100 µg/L* µg/L	0.4 µg/L*** µg/L	3 µg/L* µg/L	2100 µg/L*** µg/L	88 µg/L*** µg/L	1 µg/L* µg/L	20 µg/L** µg/L	(1) µg/L	70 µg/L*** µg/L
MW-21	03/22/2016	<0.51	-	<0.67	<0.27	<0.61	<2.5	<1.5	<0.71	<0.5	<2.5	<0.46
Assessment												
MW-18	01/17/2012	-	-	-	-	-	-	-	<0.5	-	-	-
MW-18	07/17/2012	-	-	-	-	-	-	-	<0.5	-	-	-
MW-18	01/24/2013	-	-	-	-	-	-	-	<0.5	-	-	-
MW-18	07/16/2013	-	-	-	-	-	-	-	<0.5	-	-	-
MW-18	01/22/2014	-	-	-	-	-	-	-	<0.5	-	-	-
MW-18	07/22/2014	-	-	-	-	-	-	-	<0.5	-	-	-
MW-18	01/21/2015	<0.51	-	<0.67	<0.27	<0.61	<2.5	<1.5	<0.5	<0.5	<2.5	<0.46
MW-18	07/23/2015	-	-	-	-	-	-	-	<0.5	-	-	-
MW-18	03/23/2016	-	-	-	-	-	-	-	<0.71	-	-	-
MW-19	01/17/2012	-	-	-	-	-	-	-	1.1	-	-	-
MW-19	07/19/2012	-	-	-	-	-	-	-	<0.5	-	-	-
MW-19	01/23/2013	-	-	-	-	-	-	-	0.61 I	-	-	-
MW-19	07/17/2013	-	-	-	-	-	-	-	<0.5	-	-	-
MW-19	01/22/2014	-	-	-	-	-	-	-	<0.5	-	-	-
MW-19	07/22/2014	-	-	-	-	-	-	-	0.65 I	-	-	-
MW-19	01/21/2015	-	-	-	-	-	-	-	1.2	-	-	-
MW-19	07/23/2015	-	-	-	-	-	-	-	<0.5	-	-	-
MW-19	03/23/2016	-	-	-	-	-	-	-	1.9	-	-	-

LEGEND

*	=Primary Drinking Water Standard	I	= Value is between the Method Detection Level (MDL) and the Reporting Detection Level (RDL)
**	=Secondary Drinking Water Standard	J	= Estimated value
***	=Chapter 62-777 - Groundwater Cleanup Target Level (GCTL)	V	= Analyte found in associated method blank
(1)	=No Standard	Q	= Estimated value; analyte analyzed after acceptable holding time
-	=Not Analyzed		

ATTACHMENT 8

LONG-TERM TREND GRAPHS

Citrus County Central Landfill

Historical Trend Graphs for MW-6

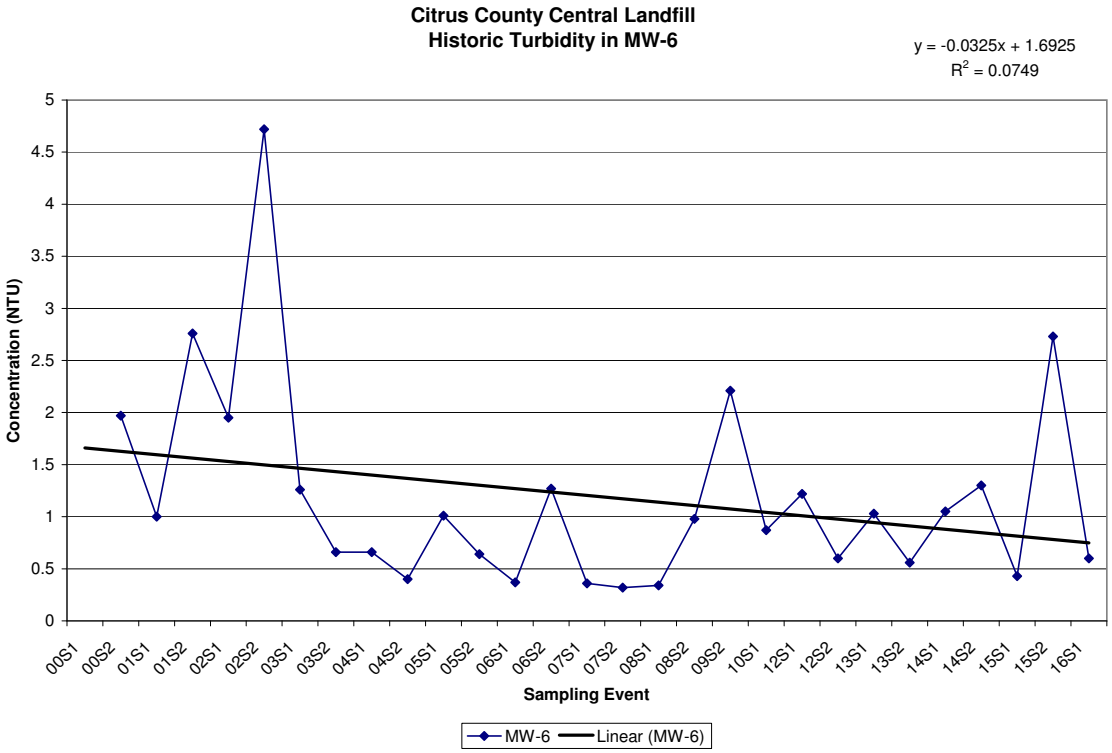
Citrus County Central Landfill
Historic Turbidity in MW-6
y = -0.0325x + 1.6925
R2 = 0.0749
Concentration (NTU)
Sampling Event
MW-6
Linear (MW-6)

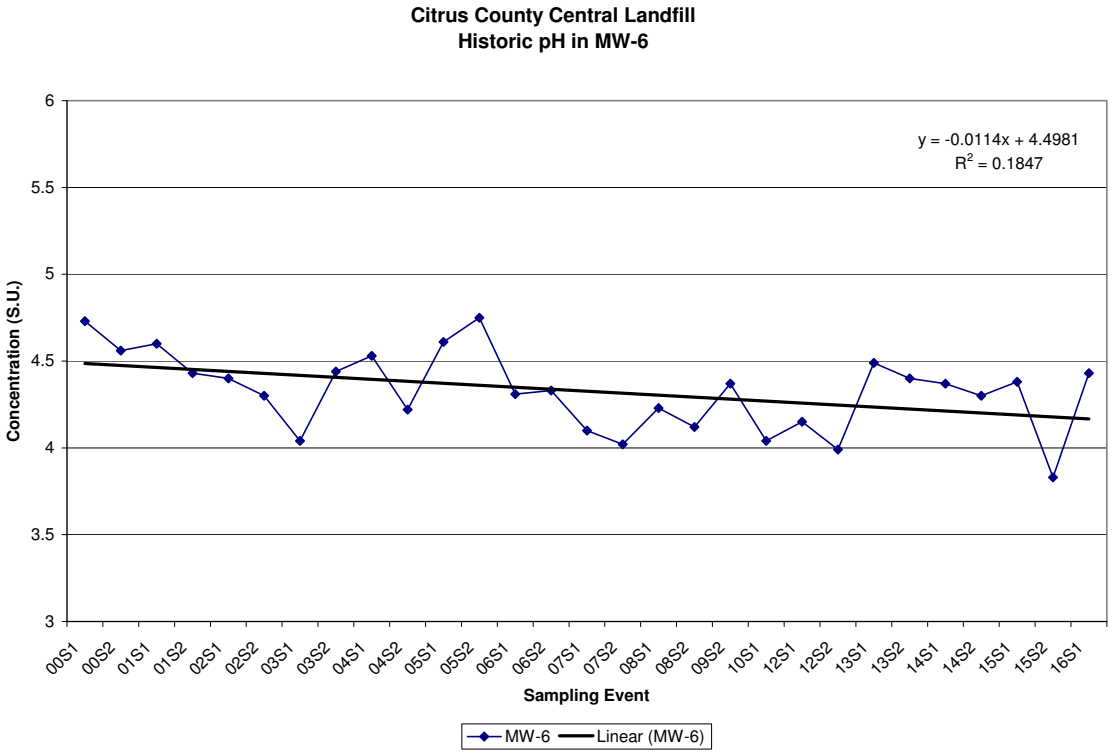
Citrus County Central Landfill
Historic pH in MW-6
y = -0.0114x + 4.4981
R2 = 0.1847
Concentration (S.U.)
Sampling Event
MW-6
Linear (MW-6)

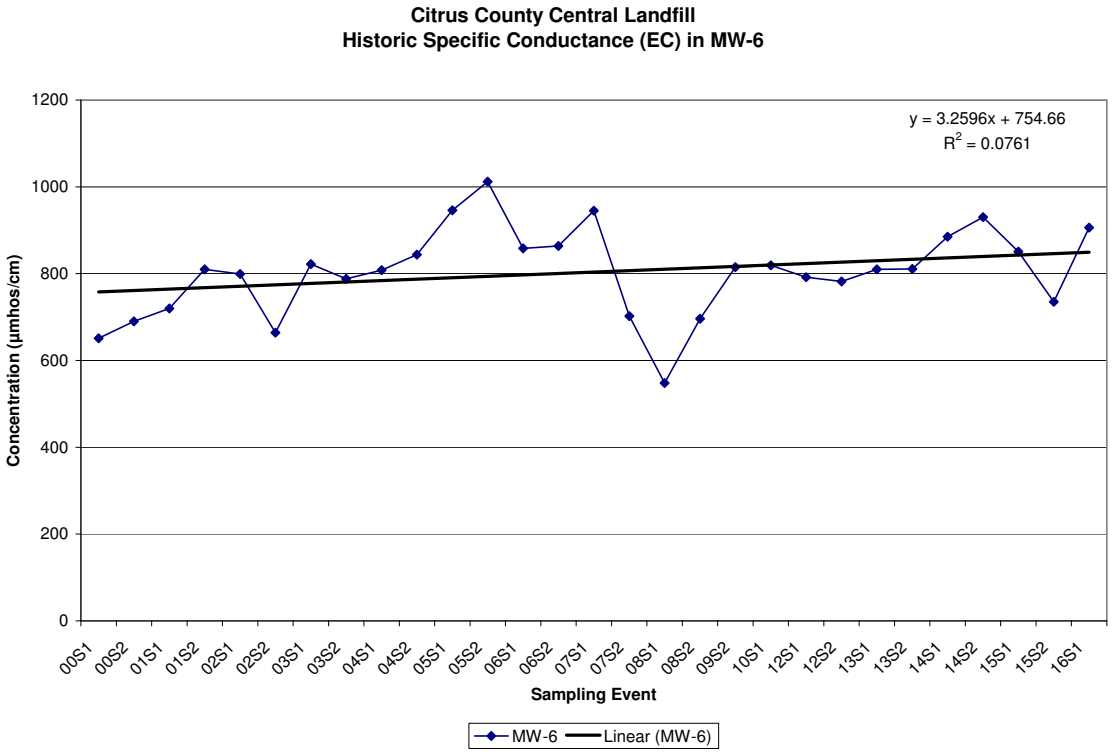
Citrus County Central Landfill
Historic Specific Conductance (EC) in MW-6
y = 3.2596x + 754.66
R2 = 0.0761
Concentration (µmhos/cm)
1200
1000
800
600
400
200
0
00S1 00S2 01S1 01S2 02S1 02S2 03S1 03S2 04S1 04S2 05S1 05S2 06S1 06S2 07S1 07S2 08S1 08S2 09S2 10S1 12S1 12S2 13S1 13S2 14S1 14S2 15S1 15S2 16S1
Sampling Event
MW-6
Linear (MW-6)

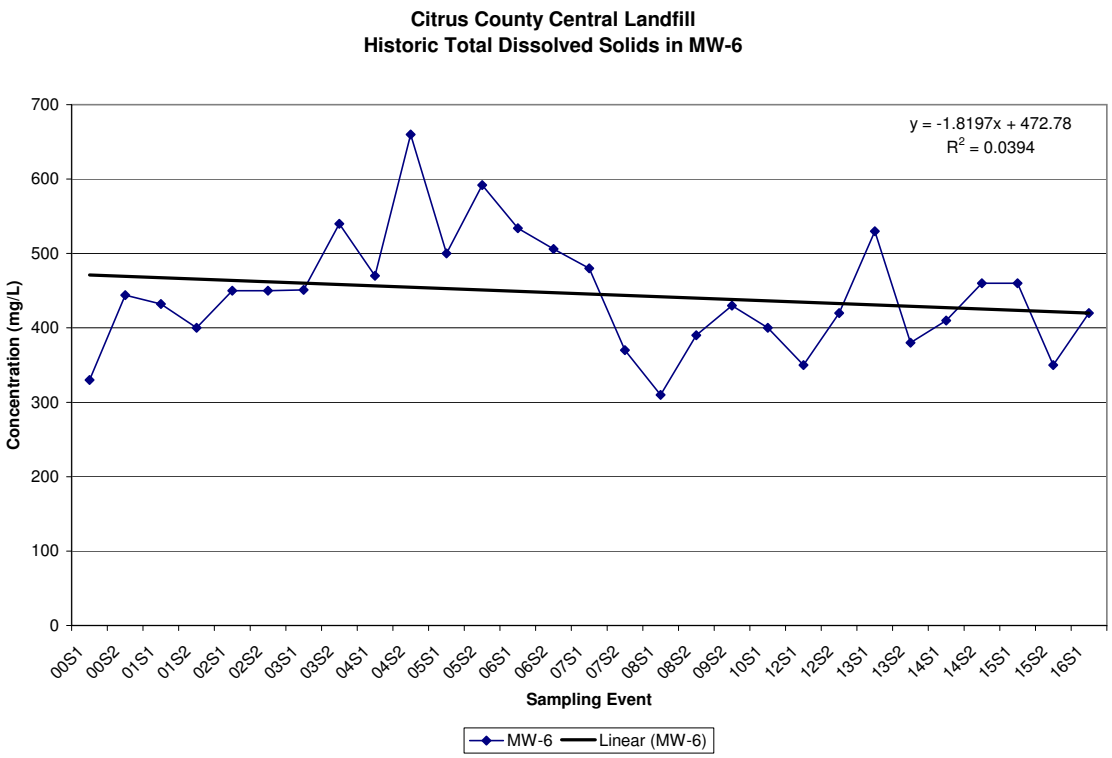
Citrus County Central Landfill
Historic Total Dissolved Solids in MW-6
y = -1.8197x + 472.78
R2 = 0.0394
Concentration (mg/L)
700
600
500
400
300
200
100
0
00S1 00S2 01S1 01S2 02S1 02S2 03S1 03S2 04S1 04S2 05S1 05S2 06S1 06S2 07S1 07S2 08S1 08S2 09S2 10S1 12S1 12S2 13S1 13S2 14S1 14S2 15S1 15S2 16S1
Sampling Event
MW-6
Linear (MW-6)

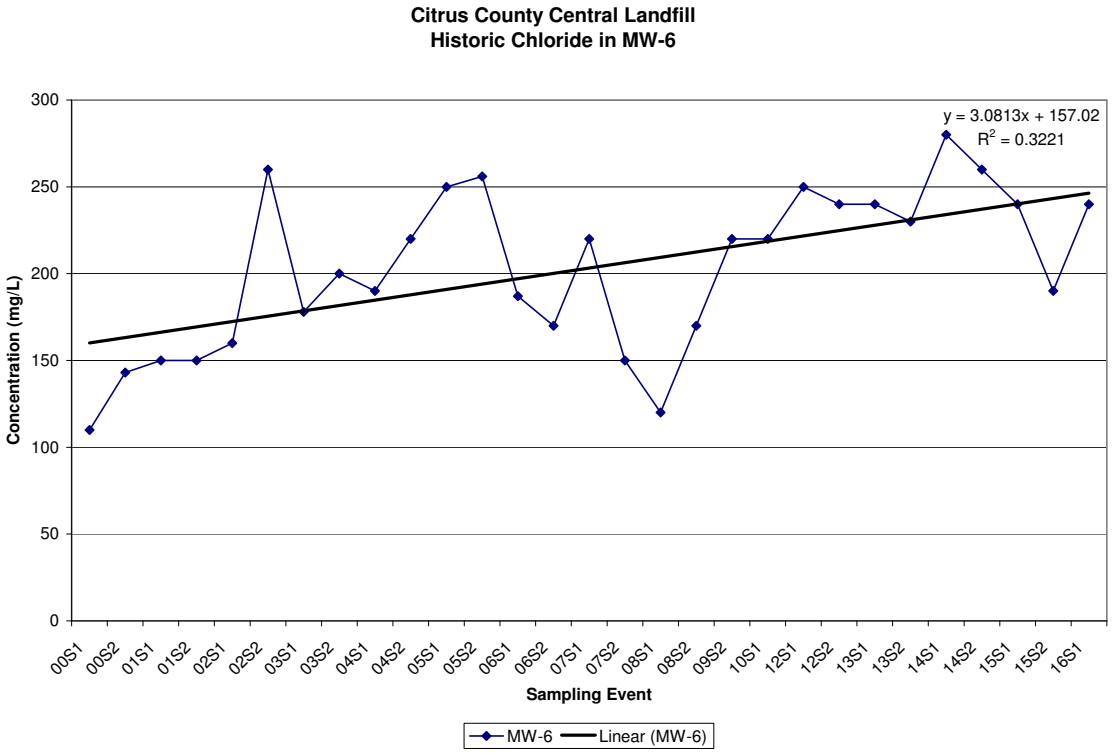
Citrus County Central Landfill
Historic Chloride in MW-6
y = 3.0813x + 157.02
R2 = 0.3221
Concentration (mg/L)
300
250
200
150
100
50
0
00S1
00S2
01S1
01S2
02S1
02S2
03S1
03S2
04S1
04S2
05S1
05S2
06S1
06S2
07S1
07S2
08S1
08S2
09S2
10S1
12S1
12S2
13S1
13S2
14S1
14S2
15S1
15S2
16S1
Sampling Event
MW-6
Linear (MW-6)

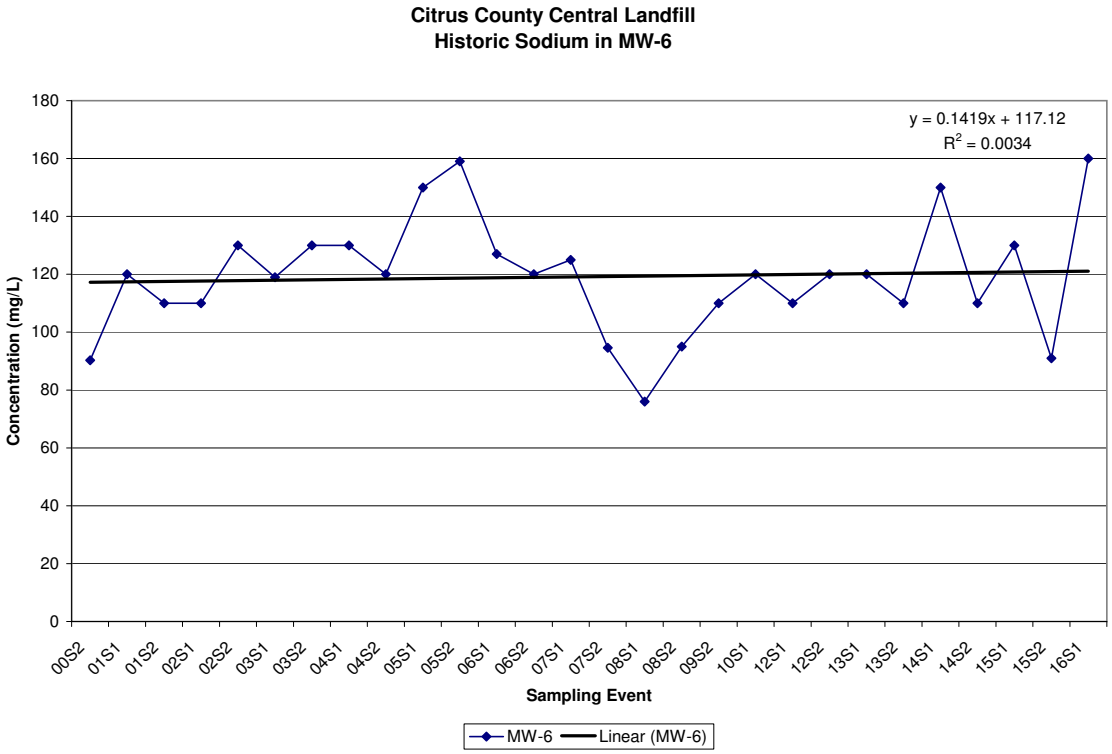
Citrus County Central Landfill
Historic Sodium in MW-6
y = 0.1419x + 117.12
R2 = 0.0034
Concentration (mg/L)
180
160
140
120
100
80
60
40
20
0
00S2
01S1
01S2
02S1
02S2
03S1
03S2
04S1
04S2
05S1
05S2
06S1
06S2
07S1
07S2
08S1
08S2
09S2
10S1
12S1
12S2
13S1
13S2
14S1
14S2
15S1
15S2
16S1
Sampling Event
MW-6
Linear (MW-6)

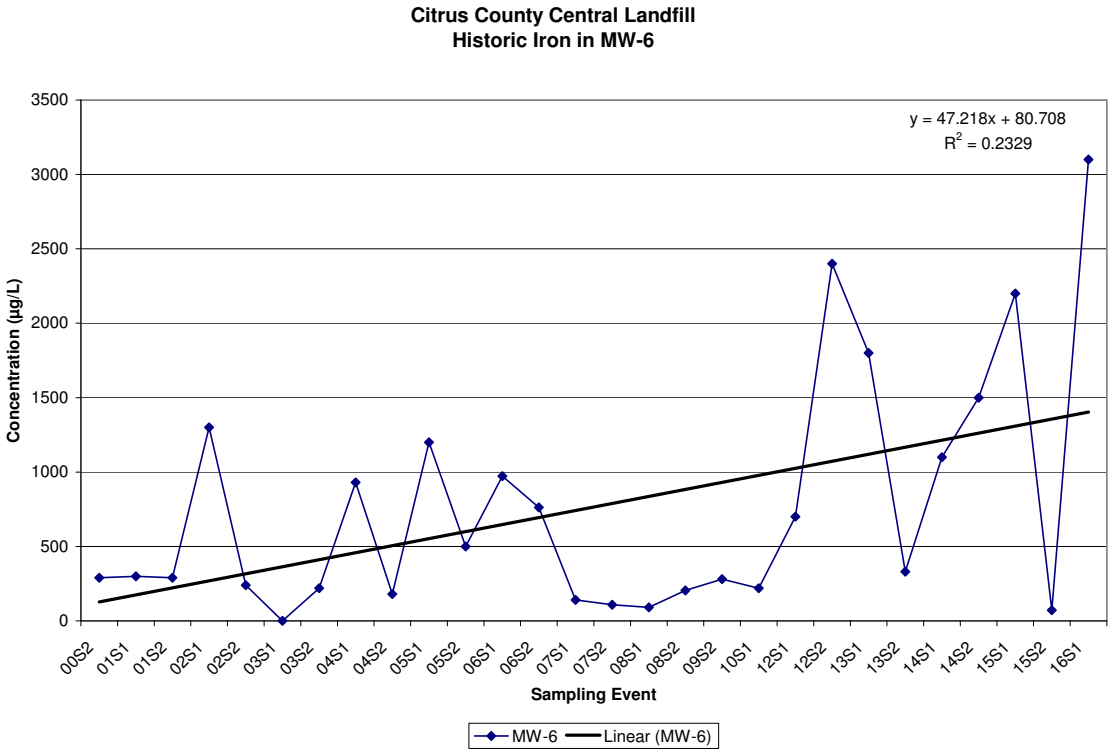
Citrus County Central Landfill
Historic Iron in MW-6
y = 47.218x + 80.708
R2 = 0.2329
Concentration (µg/L)
3500
3000
2500
2000
1500
1000
500
0
00S2
01S1
01S2
02S1
02S2
03S1
03S2
04S1
04S2
05S1
05S2
06S1
06S2
07S1
07S2
08S1
08S2
09S2
10S1
12S1
12S2
13S1
13S2
14S1
14S2
15S1
15S2
16S1
Sampling Event
MW-6
Linear (MW-6)

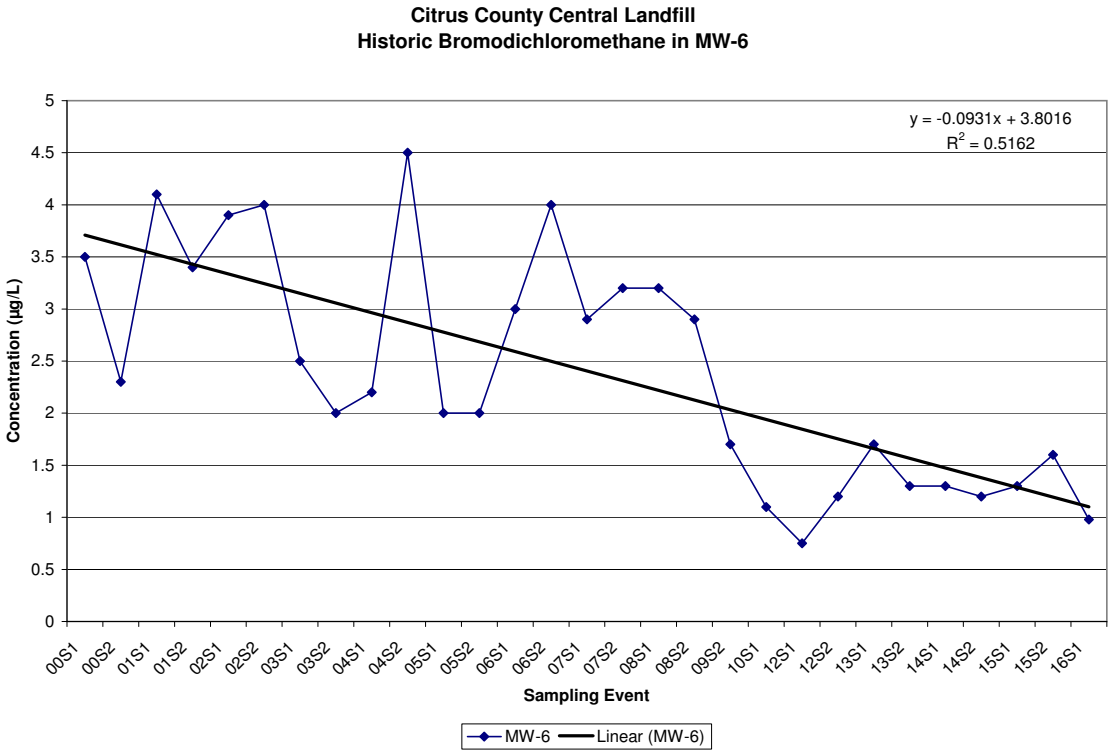
Citrus County Central Landfill
Historic Bromodichloromethane in MW-6
y = -0.0931x + 3.8016
R2 = 0.5162
Concentration (µg/L)
5
4.5
4
3.5
3
2.5
2
1.5
1
0.5
0
00S1
00S2
01S1
01S2
02S1
02S2
03S1
03S2
04S1
04S2
05S1
05S2
06S1
06S2
07S1
07S2
08S1
08S2
09S2
10S1
12S1
12S2
13S1
13S2
14S1
14S2
15S1
15S2
16S1
Sampling Event
MW-6
Linear (MW-6)

Citrus County Central Landfill
Historic Bromoform in MW-6

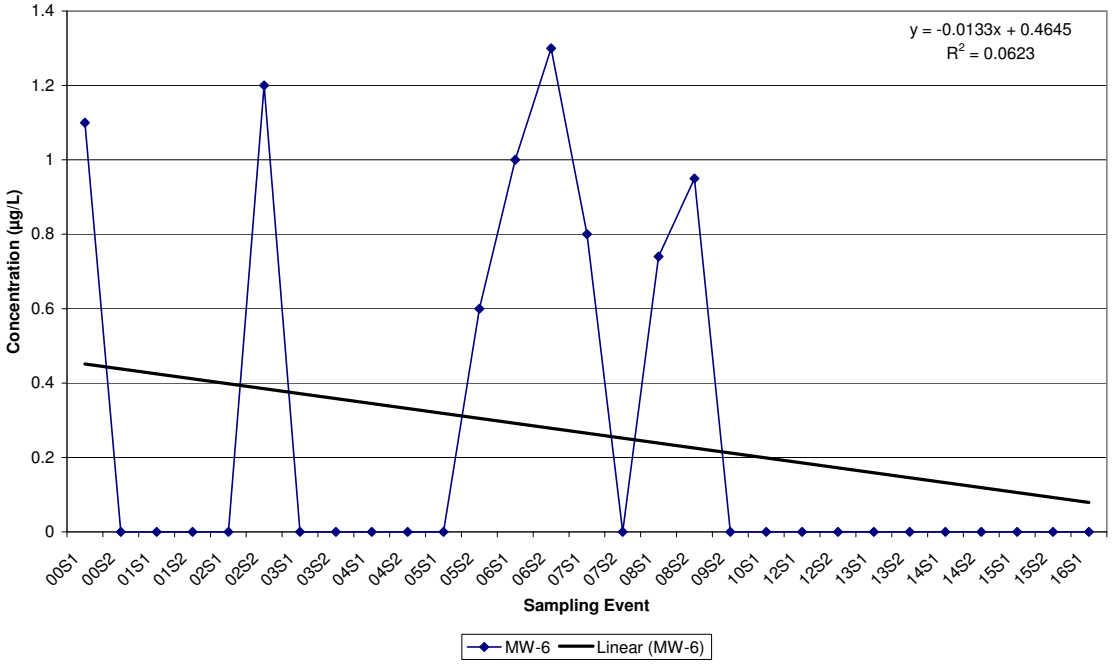

Citrus County Central Landfill
Historic Dibromochloromethane in MW-6

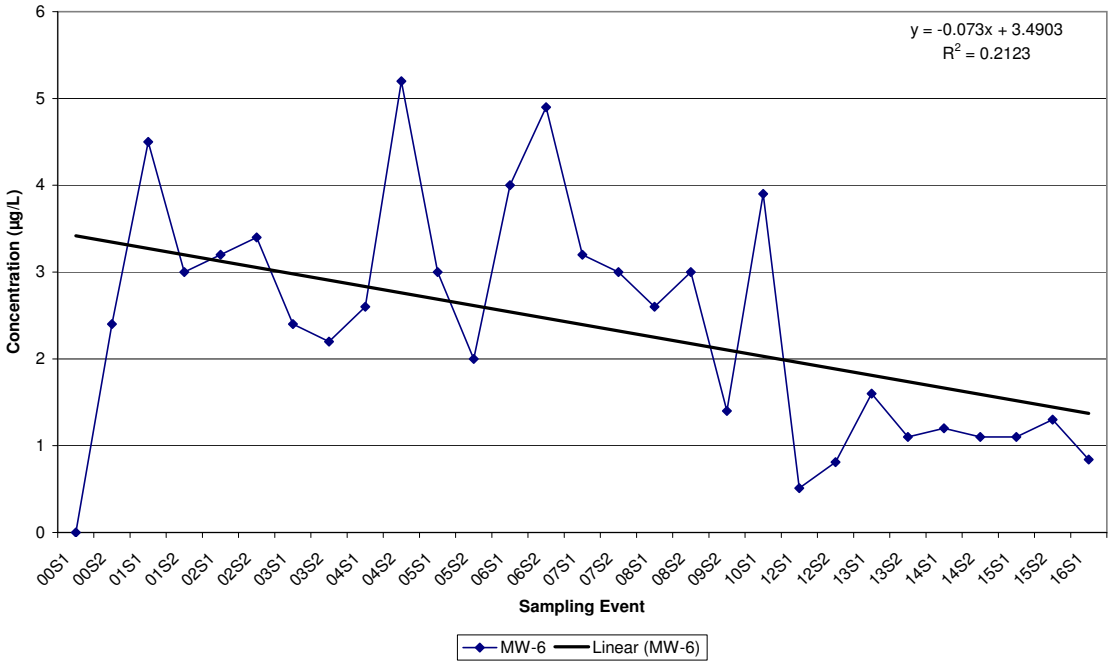

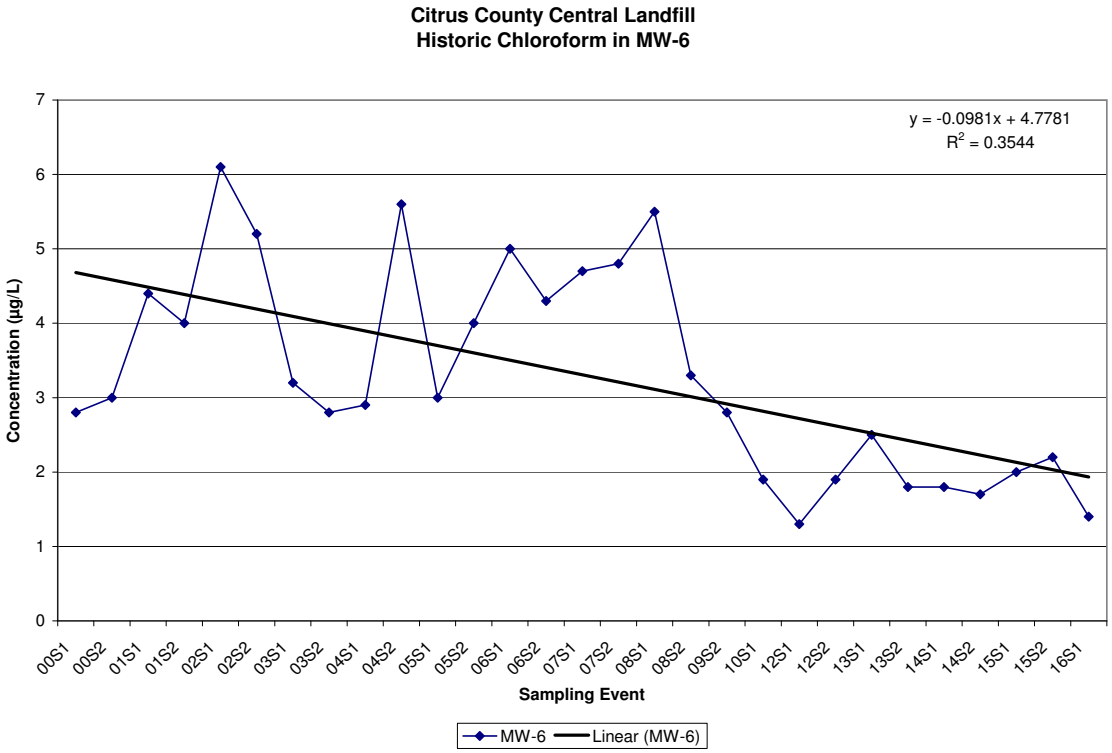
Citrus County Central Landfill
Historic Chloroform in MW-6
y = -0.0981x + 4.7781
R2 = 0.3544
Concentration (µg/L)
0
1
2
3
4
5
6
7
00S1
00S2
01S1
01S2
02S1
02S2
03S1
03S2
04S1
04S2
05S1
05S2
06S1
06S2
07S1
07S2
08S1
08S2
09S2
10S1
12S1
12S2
13S1
13S2
14S1
14S2
15S1
15S2
16S1
Sampling Event
MW-6
Linear (MW-6)

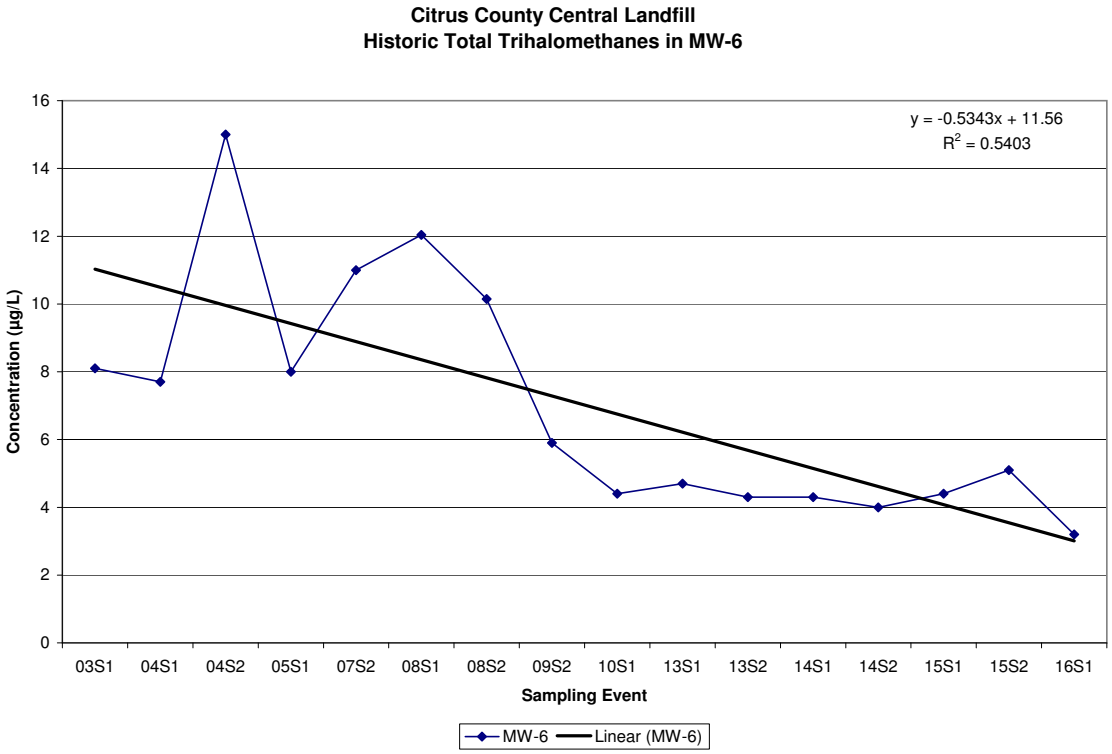
Citrus County Central Landfill
Historic Total Trihalomethanes in MW-6
y = -0.5343x + 11.56
R2 = 0.5403
Concentration (µg/L)
0
2
4
6
8
10
12
14
16
03S1
04S1
04S2
05S1
07S2
08S1
08S2
09S2
10S1
13S1
13S2
14S1
14S2
15S1
15S2
16S1
Sampling Event
MW-6
Linear (MW-6)

Citrus County Central Landfill

Historical Groundwater Trend Graphs

Citrus County Central Landfill

Historical Nitrate-Nitrogen Data

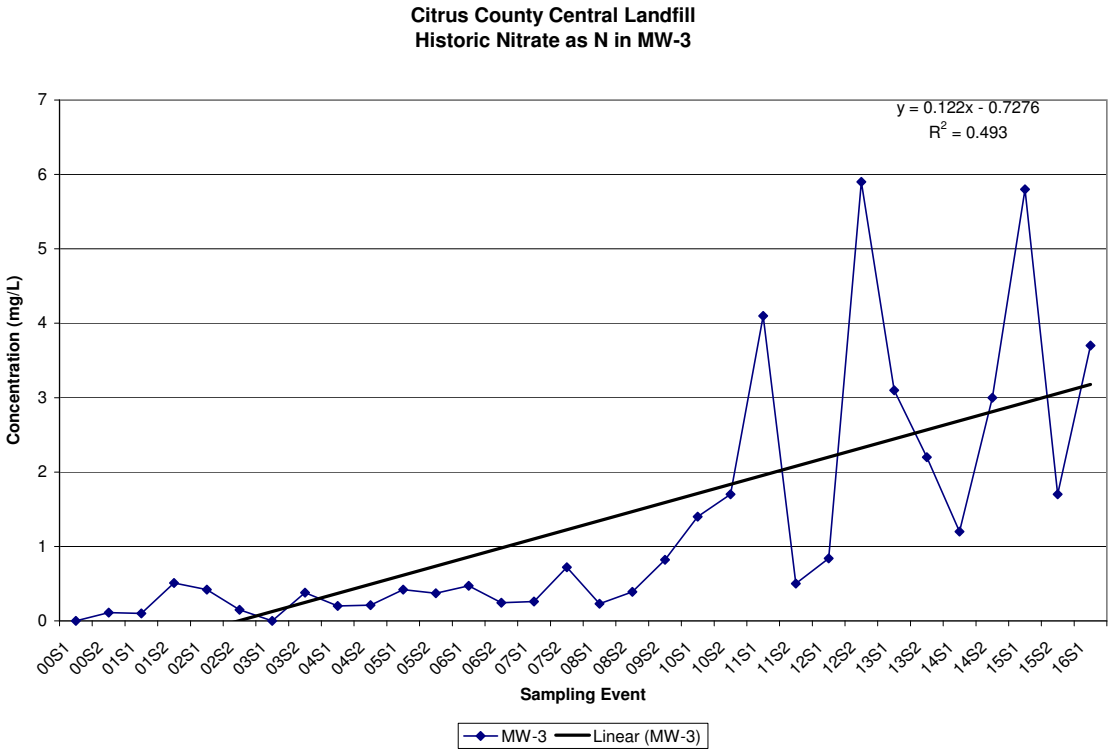
Citrus County Central Landfill
Historic Nitrate as N in MW-3
y = 0.122x - 0.7276
R2 = 0.493
Concentration (mg/L)
Sampling Event
MW-3
Linear (MW-3)

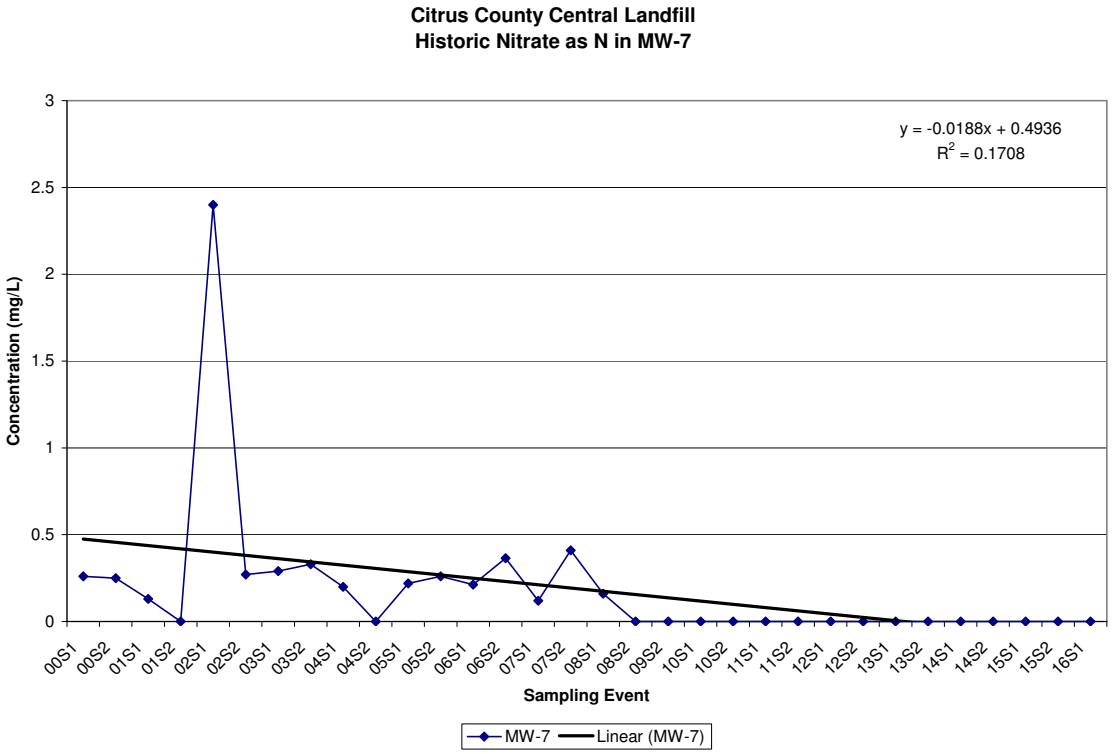
Citrus County Central Landfill
Historic Nitrate as N in MW-7
y = -0.0188x + 0.4936
R2 = 0.1708
Concentration (mg/L)
Sampling Event
MW-7
Linear (MW-7)

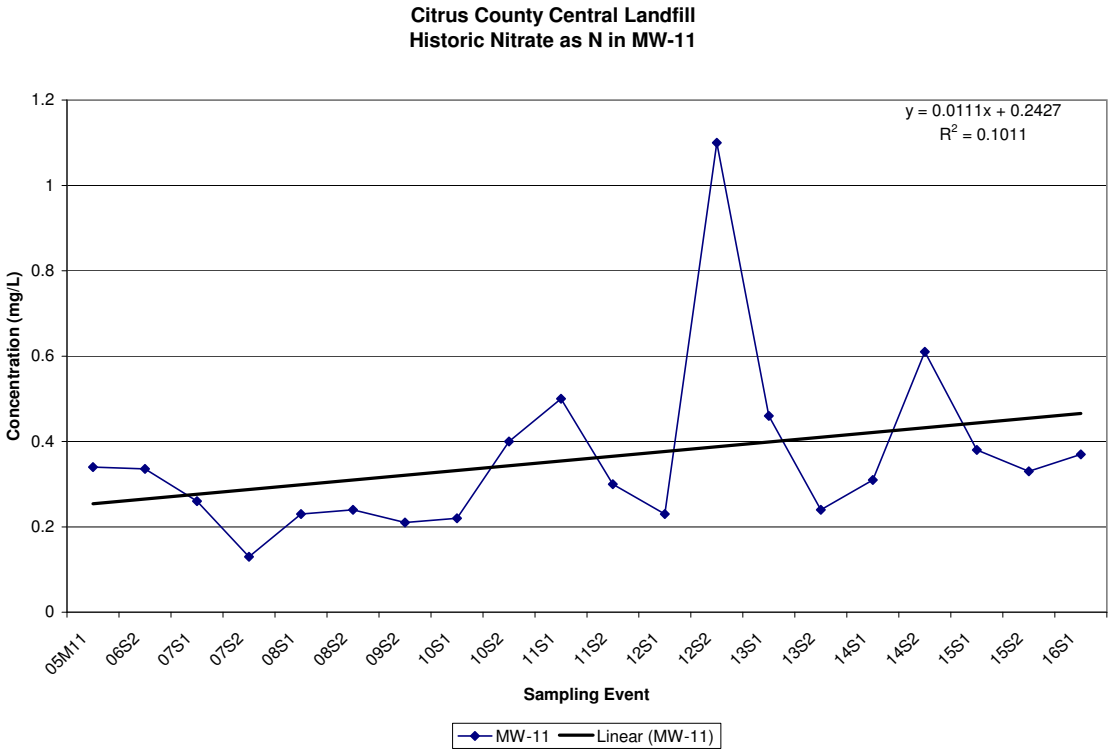
Citrus County Central Landfill
Historic Nitrate as N in MW-11
y = 0.0111x + 0.2427
R2 = 0.1011
Concentration (mg/L)
1.2
1
0.8
0.6
0.4
0.2
0
05M11
06S2
07S1
07S2
08S1
08S2
09S2
10S1
10S2
11S1
11S2
12S1
12S2
13S1
13S2
14S1
14S2
15S1
15S2
16S1
Sampling Event
MW-11
Linear (MW-11)

Citrus County Central Landfill

Historical Sodium Data

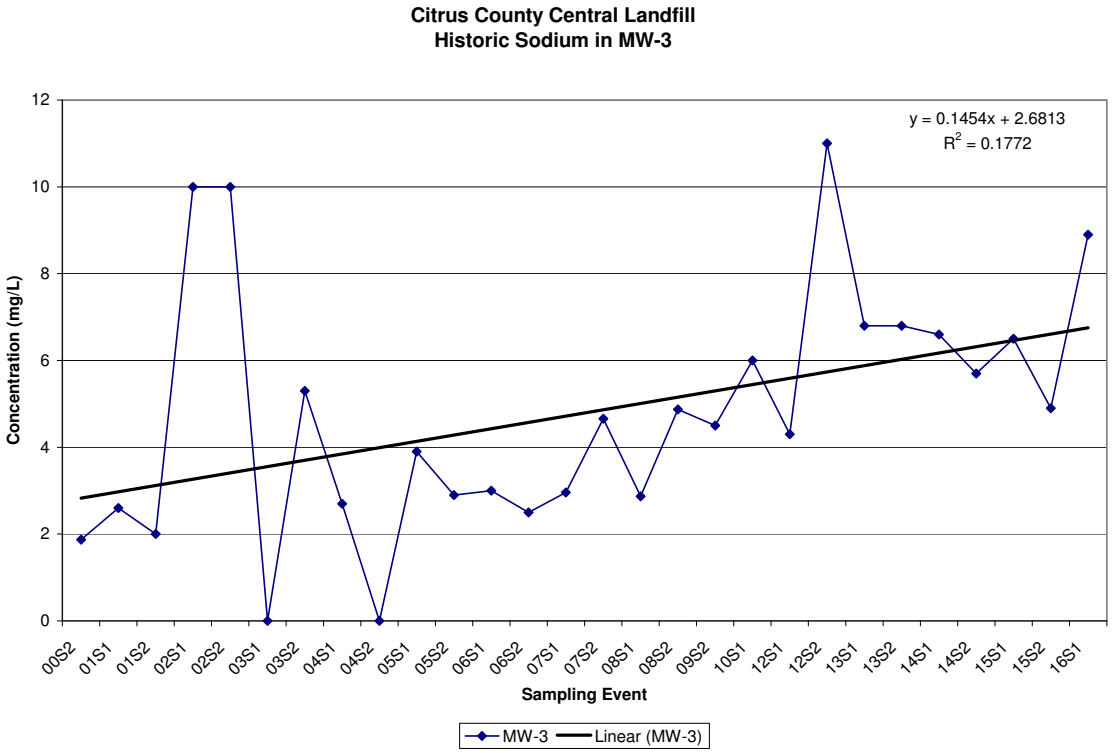
Citrus County Central Landfill
Historic Sodium in MW-3
y = 0.1454x + 2.6813
R2 = 0.1772
Concentration (mg/L)
0
2
4
6
8
10
12
00S2
01S1
01S2
02S1
02S2
03S1
03S2
04S1
04S2
05S1
05S2
06S1
06S2
07S1
07S2
08S1
08S2
09S2
10S1
12S1
12S2
13S1
13S2
14S1
14S2
15S1
15S2
16S1
Sampling Event
MW-3
Linear (MW-3)

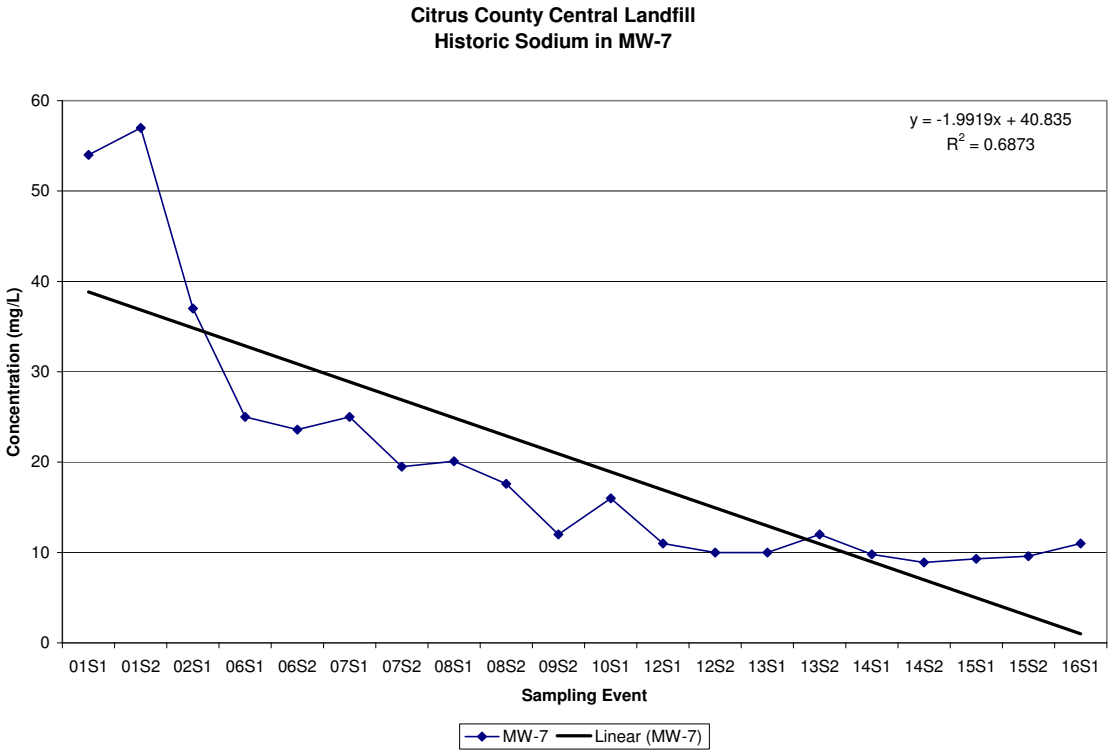
Citrus County Central Landfill
Historic Sodium in MW-7
y = -1.9919x + 40.835
R2 = 0.6873
Concentration (mg/L)
0
10
20
30
40
50
60
01S1
01S2
02S1
06S1
06S2
07S1
07S2
08S1
08S2
09S2
10S1
12S1
12S2
13S1
13S2
14S1
14S2
15S1
15S2
16S1
Sampling Event
MW-7
Linear (MW-7)

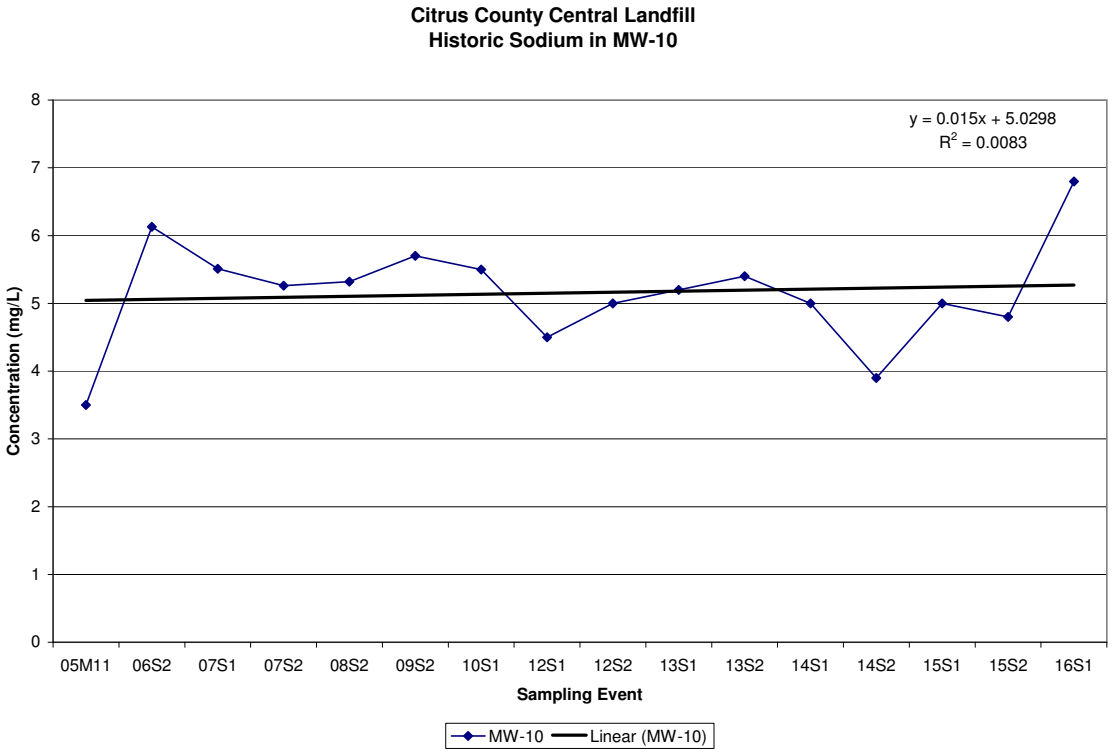
Citrus County Central Landfill
Historic Sodium in MW-10
y = 0.015x + 5.0298
R2 = 0.0083
Concentration (mg/L)
0
1
2
3
4
5
6
7
8
05M11
06S2
07S1
07S2
08S2
09S2
10S1
12S1
12S2
13S1
13S2
14S1
14S2
15S1
15S2
16S1
Sampling Event
MW-10
Linear (MW-10)

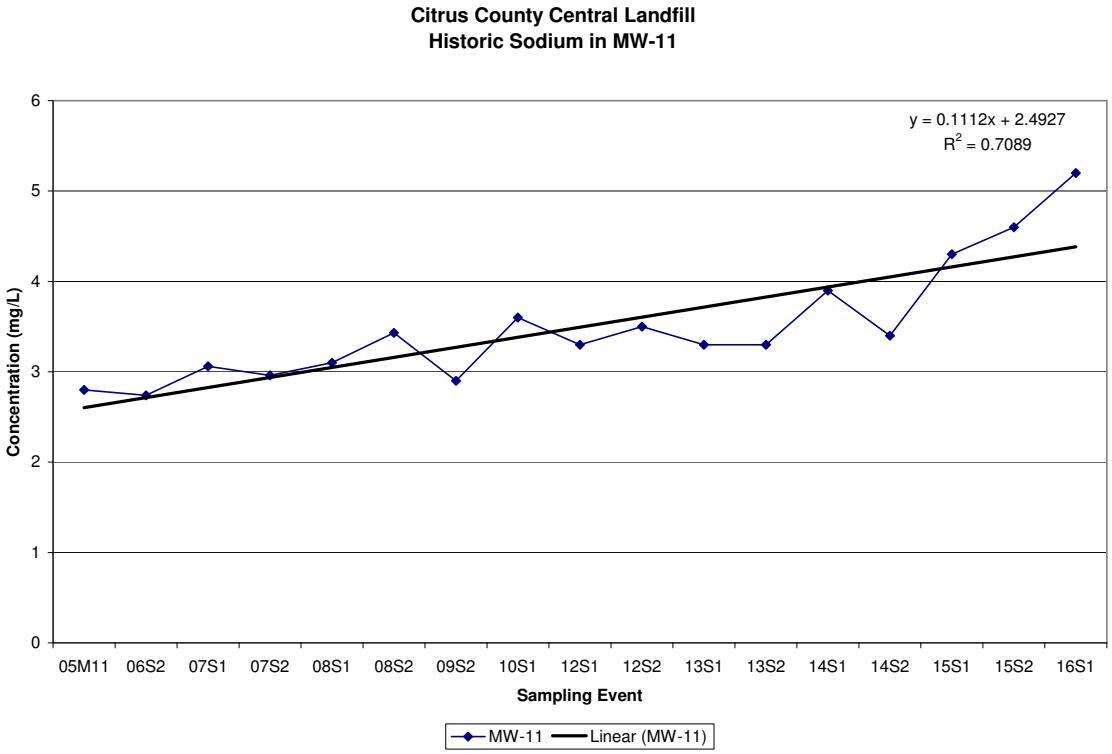
Citrus County Central Landfill
Historic Sodium in MW-11
y = 0.1112x + 2.4927
R2 = 0.7089
Concentration (mg/L)
0
1
2
3
4
5
6
05M11
06S2
07S1
07S2
08S1
08S2
09S2
10S1
12S1
12S2
13S1
13S2
14S1
14S2
15S1
15S2
16S1
Sampling Event
MW-11
Linear (MW-11)

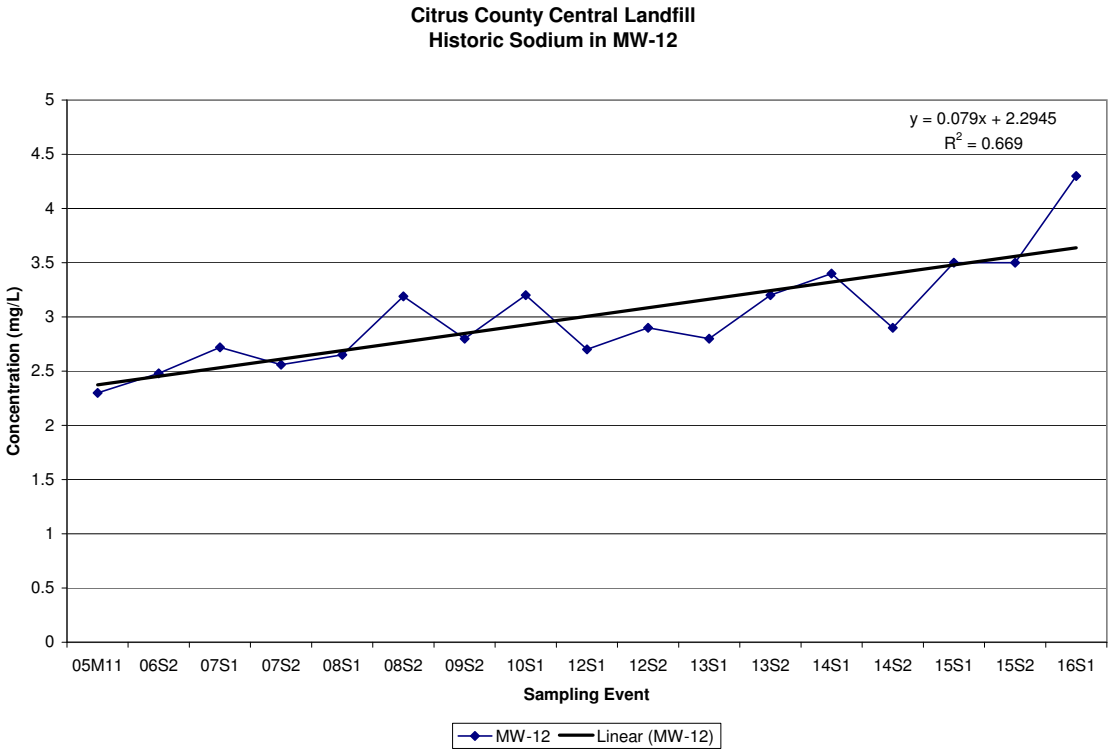
Citrus County Central Landfill
Historic Sodium in MW-12
y = 0.079x + 2.2945
R2 = 0.669
Concentration (mg/L)
5
4.5
4
3.5
3
2.5
2
1.5
1
0.5
0
05M11
06S2
07S1
07S2
08S1
08S2
09S2
10S1
12S1
12S2
13S1
13S2
14S1
14S2
15S1
15S2
16S1
Sampling Event
MW-12
Linear (MW-12)

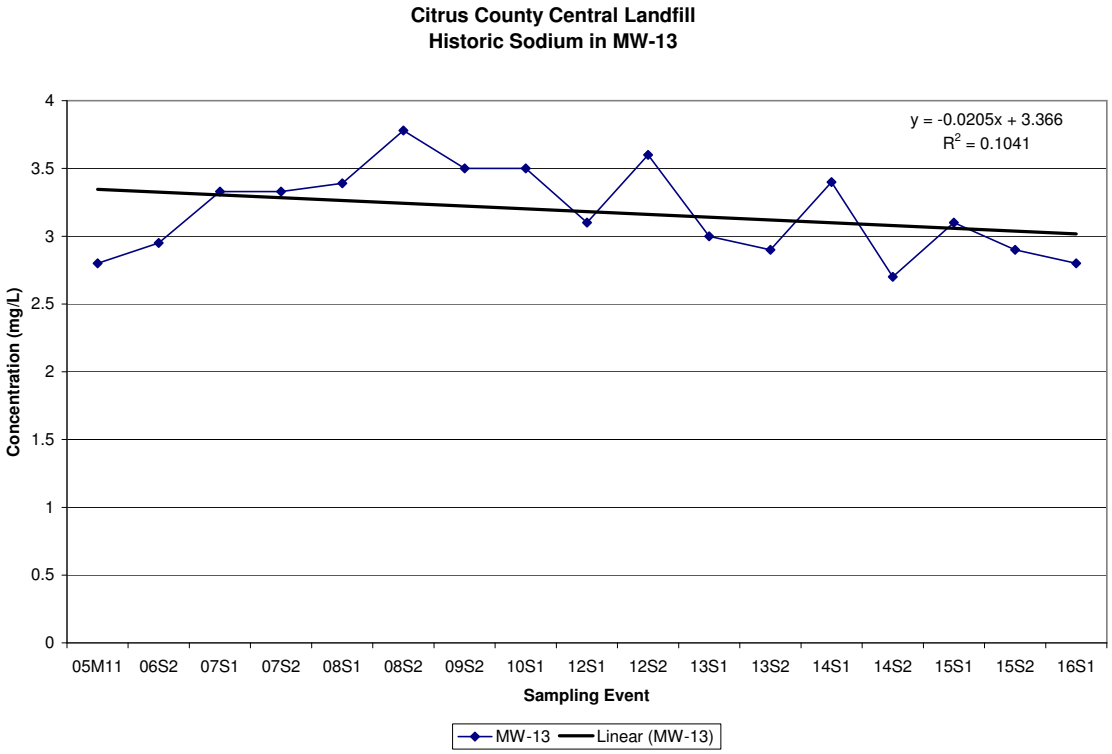
Citrus County Central Landfill
Historic Sodium in MW-13
y = -0.0205x + 3.366
R2 = 0.1041
Concentration (mg/L)
4
3.5
3
2.5
2
1.5
1
0.5
0
05M11
06S2
07S1
07S2
08S1
08S2
09S2
10S1
12S1
12S2
13S1
13S2
14S1
14S2
15S1
15S2
16S1
Sampling Event
MW-13
Linear (MW-13)

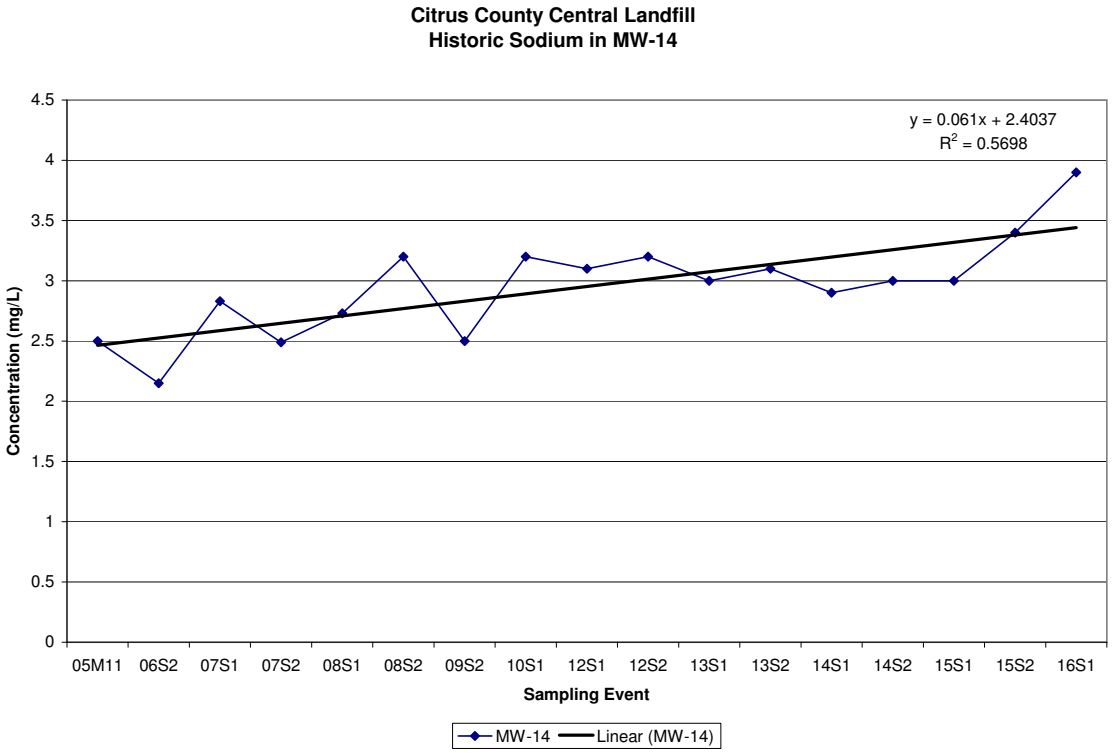
Citrus County Central Landfill
Historic Sodium in MW-14
y = 0.061x + 2.4037
R2 = 0.5698
Concentration (mg/L)
4.5
4
3.5
3
2.5
2
1.5
1
0.5
0
05M11
06S2
07S1
07S2
08S1
08S2
09S2
10S1
12S1
12S2
13S1
13S2
14S1
14S2
15S1
15S2
16S1
Sampling Event
MW-14
Linear (MW-14)

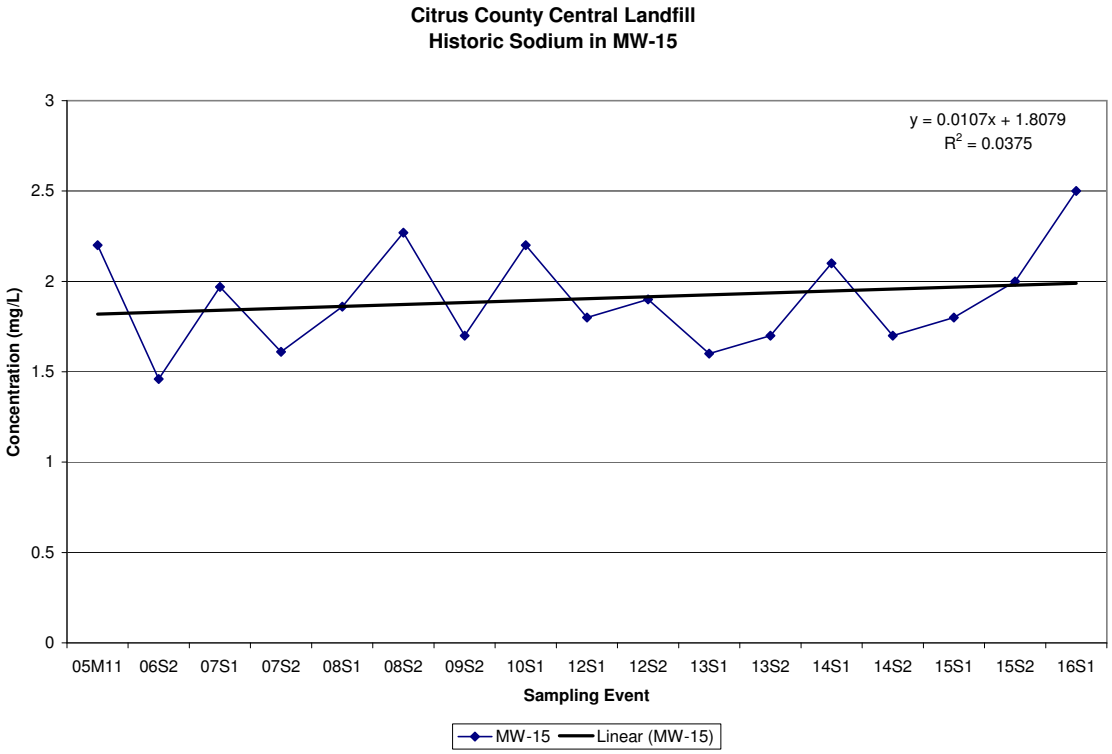
Citrus County Central Landfill
Historic Sodium in MW-15
y = 0.0107x + 1.8079
R2 = 0.0375
Concentration (mg/L)
3
2.5
2
1.5
1
0.5
0
05M11
06S2
07S1
07S2
08S1
08S2
09S2
10S1
12S1
12S2
13S1
13S2
14S1
14S2
15S1
15S2
16S1
Sampling Event
MW-15
Linear (MW-15)

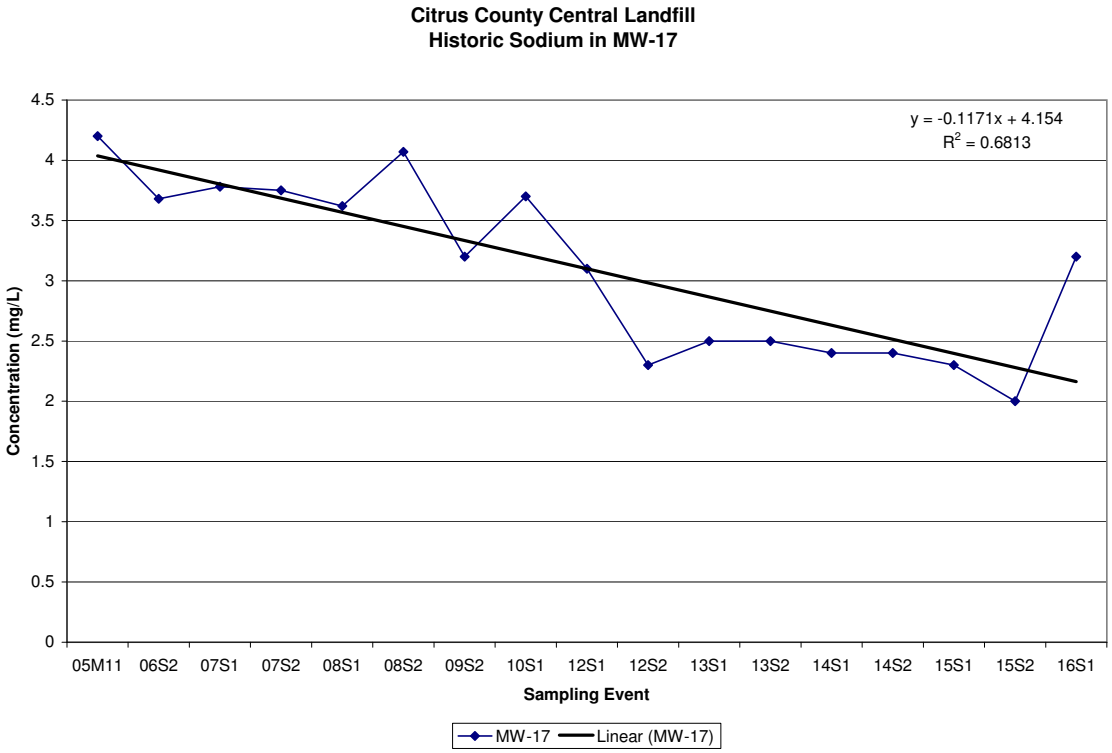
Citrus County Central Landfill
Historic Sodium in MW-17
y = -0.1171x + 4.154
R2 = 0.6813
Concentration (mg/L)
4.5
4
3.5
3
2.5
2
1.5
1
0.5
0
05M11
06S2
07S1
07S2
08S1
08S2
09S2
10S1
12S1
12S2
13S1
13S2
14S1
14S2
15S1
15S2
16S1
Sampling Event
MW-17
Linear (MW-17)

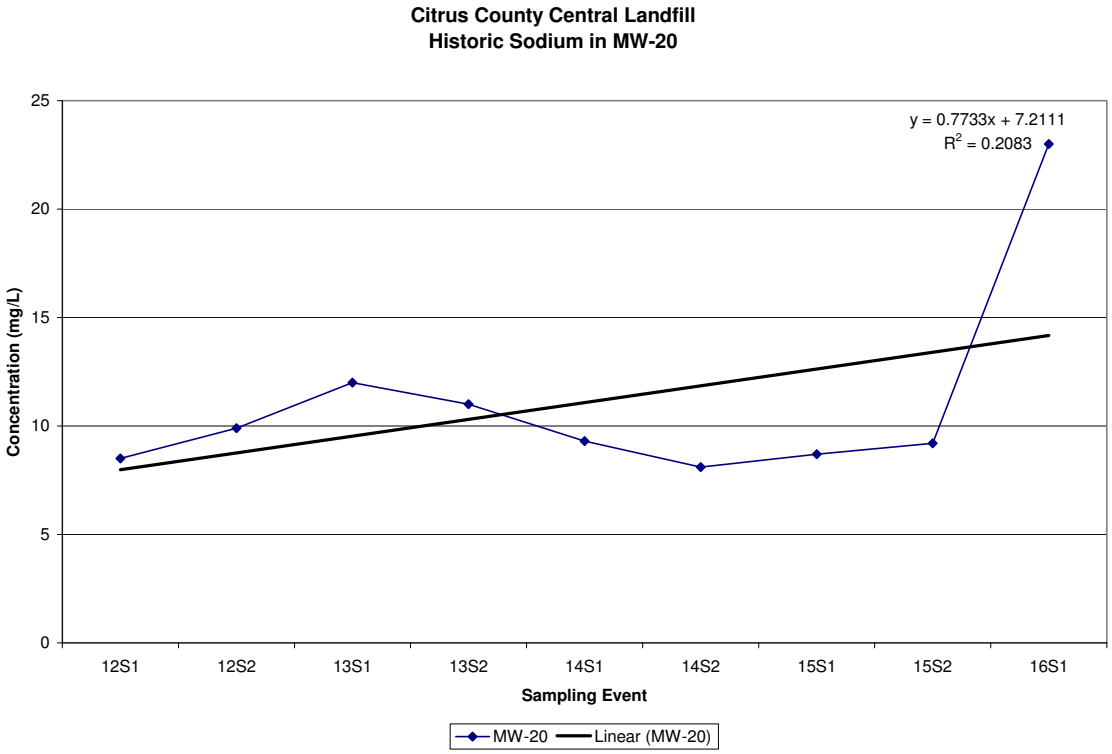
Citrus County Central Landfill
Historic Sodium in MW-20
y = 0.7733x + 7.2111
R2 = 0.2083
Concentration (mg/L)
25
20
15
10
5
0
12S1
12S2
13S1
13S2
14S1
14S2
15S1
15S2
16S1
Sampling Event
MW-20
Linear (MW-20)

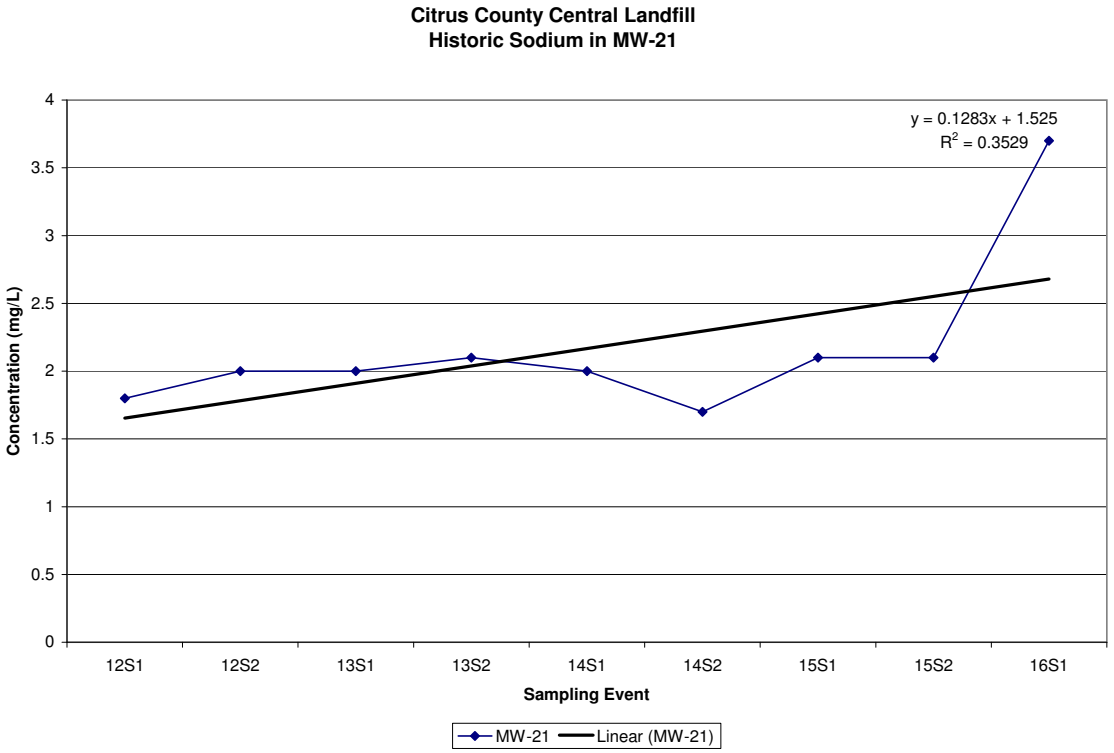
Citrus County Central Landfill
Historic Sodium in MW-21
y = 0.1283x + 1.525
R2 = 0.3529
Concentration (mg/L)
4
3.5
3
2.5
2
1.5
1
0.5
0
12S1
12S2
13S1
13S2
14S1
14S2
15S1
15S2
16S1
Sampling Event
MW-21
Linear (MW-21)

Citrus County Central Landfill

Historical Iron Data

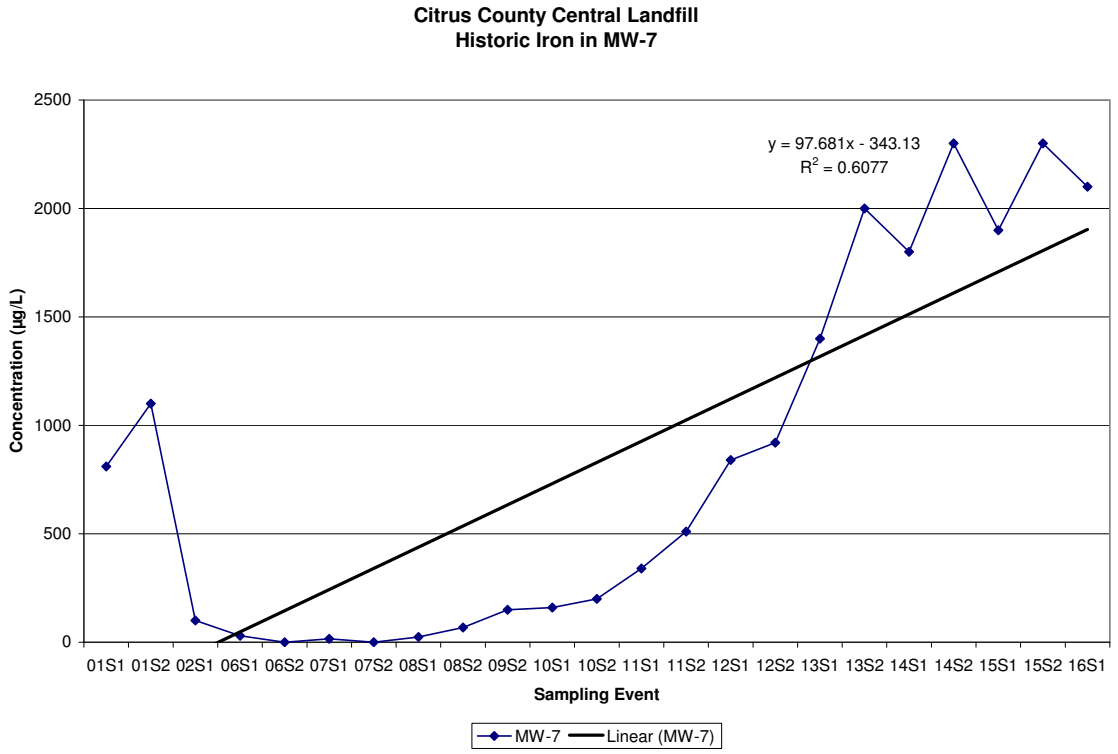
Citrus County Central Landfill
Historic Iron in MW-7
y = 97.681x - 343.13
R2 = 0.6077
Concentration (µg/L)
2500
2000
1500
1000
500
0
01S1 01S2 02S1 06S1 06S2 07S1 07S2 08S1 08S2 09S2 10S1 10S2 11S1 11S2 12S1 12S2 13S1 13S2 14S1 14S2 15S1 15S2 16S1
Sampling Event
MW-7
Linear (MW-7)

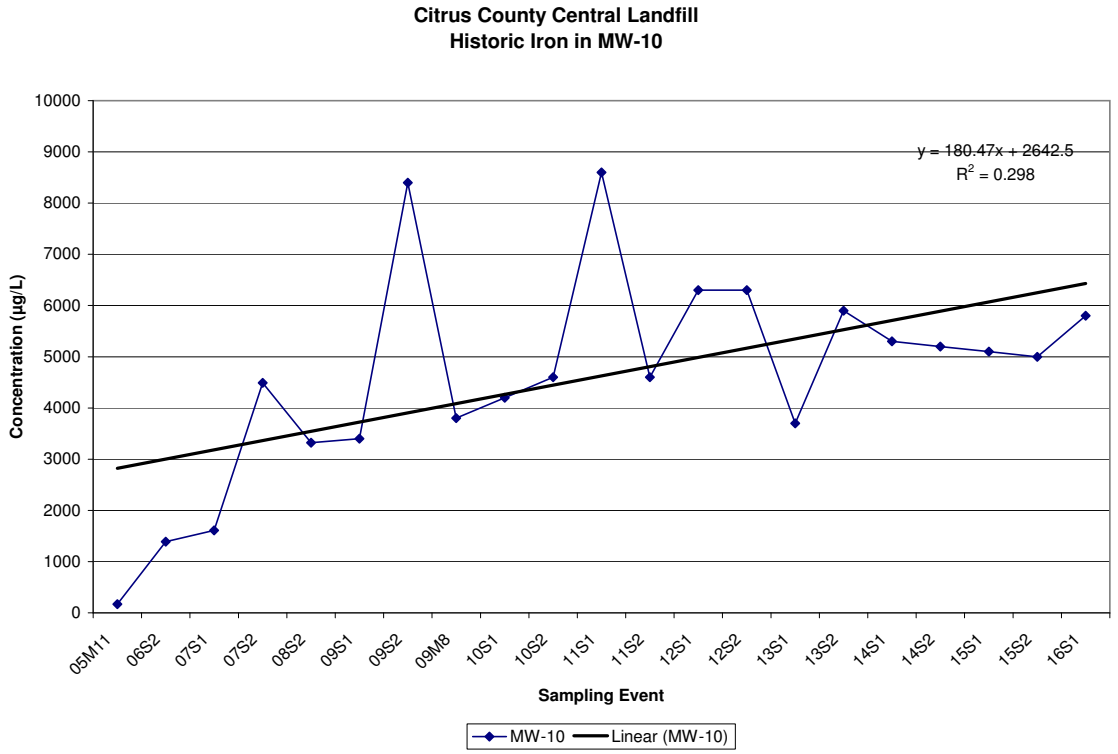
Citrus County Central Landfill
Historic Iron in MW-10
y = 180.47x + 2642.5
R2 = 0.298
Concentration (µg/L)
10000
9000
8000
7000
6000
5000
4000
3000
2000
1000
0
05M11 06S2 07S1 07S2 08S2 09S1 09S2 09M8 10S1 10S2 11S1 11S2 12S1 12S2 13S1 13S2 14S1 14S2 15S1 15S2 16S1
Sampling Event
MW-10
Linear (MW-10)

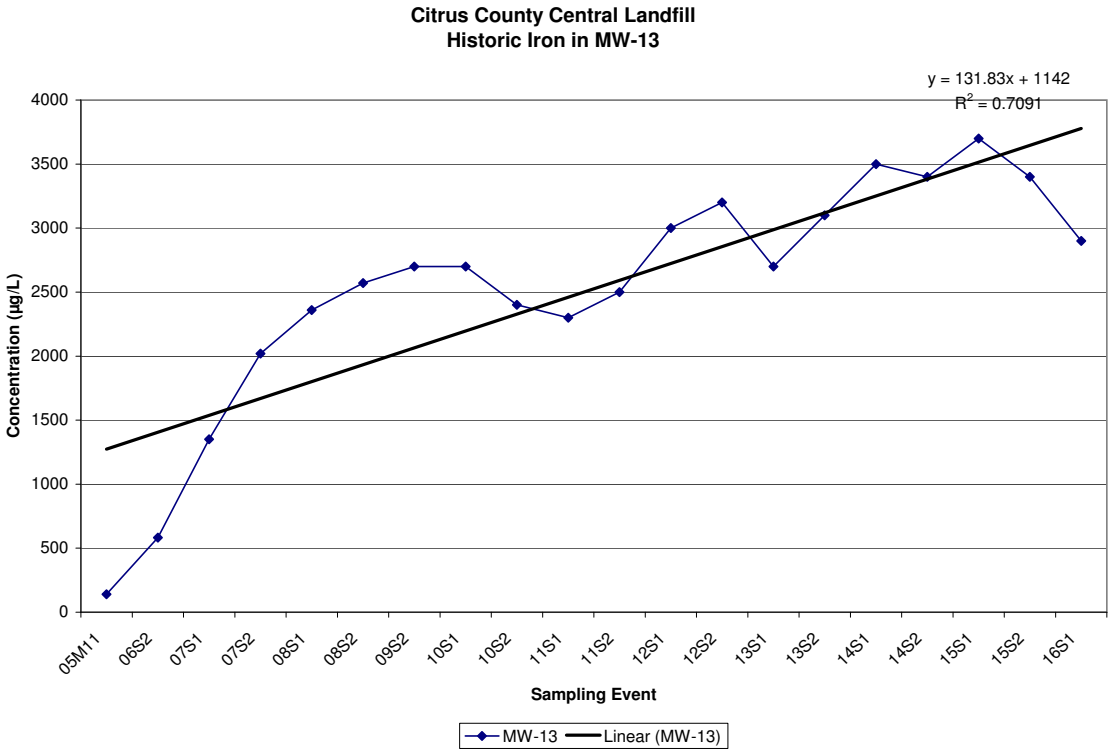
Citrus County Central Landfill
Historic Iron in MW-13
y = 131.83x + 1142
R2 = 0.7091
Concentration (µg/L)
4000
3500
3000
2500
2000
1500
1000
500
0
05M11
06S2
07S1
07S2
08S1
08S2
09S2
10S1
10S2
11S1
11S2
12S1
12S2
13S1
13S2
14S1
14S2
15S1
15S2
16S1
Sampling Event
MW-13
Linear (MW-13)

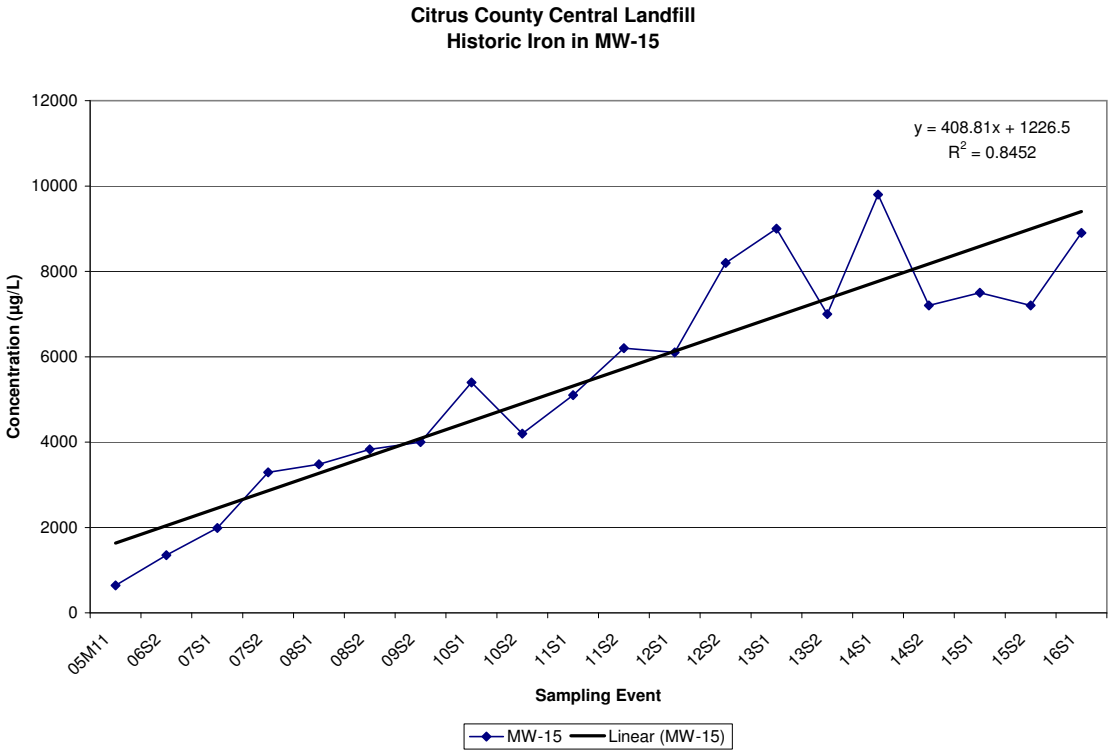
Citrus County Central Landfill
Historic Iron in MW-15
y = 408.81x + 1226.5
R2 = 0.8452
Concentration (µg/L)
12000
10000
8000
6000
4000
2000
0
05M11
06S2
07S1
07S2
08S1
08S2
09S2
10S1
10S2
11S1
11S2
12S1
12S2
13S1
13S2
14S1
14S2
15S1
15S2
16S1
Sampling Event
MW-15
Linear (MW-15)

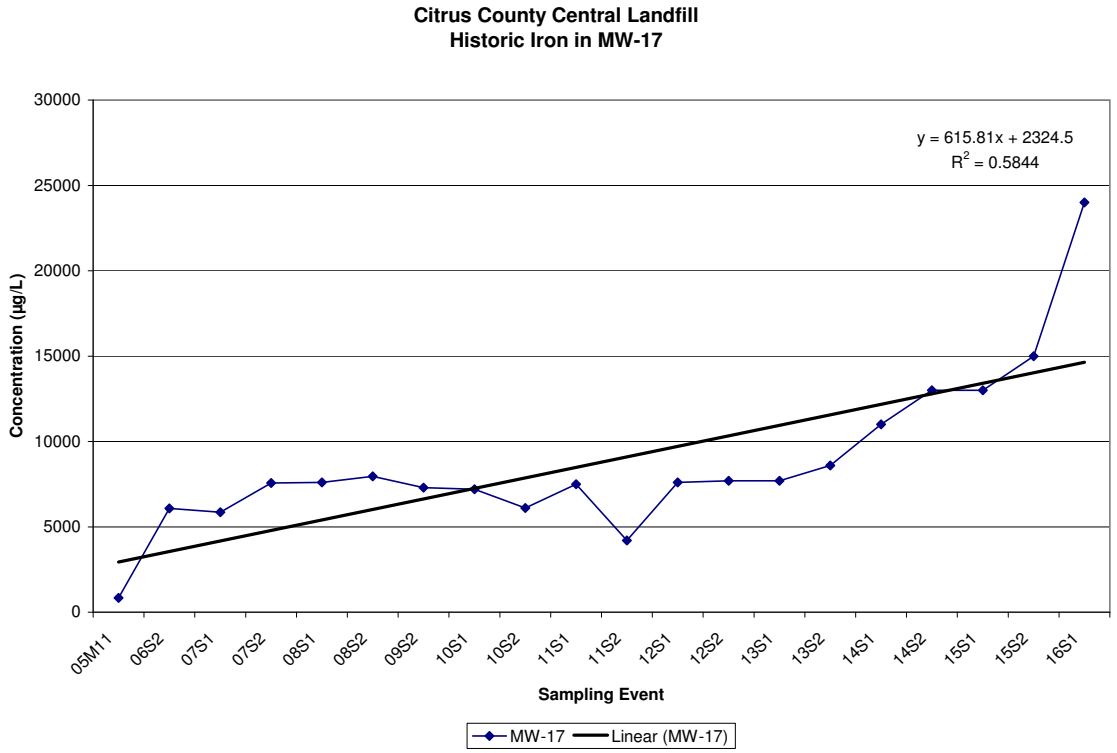
Citrus County Central Landfill
Historic Iron in MW-17
y = 615.81x + 2324.5
R2 = 0.5844
Concentration (µg/L)
30000
25000
20000
15000
10000
5000
0
05M11
06S2
07S1
07S2
08S1
08S2
09S2
10S1
10S2
11S1
11S2
12S1
12S2
13S1
13S2
14S1
14S2
15S1
15S2
16S1
Sampling Event
MW-17
Linear (MW-17)

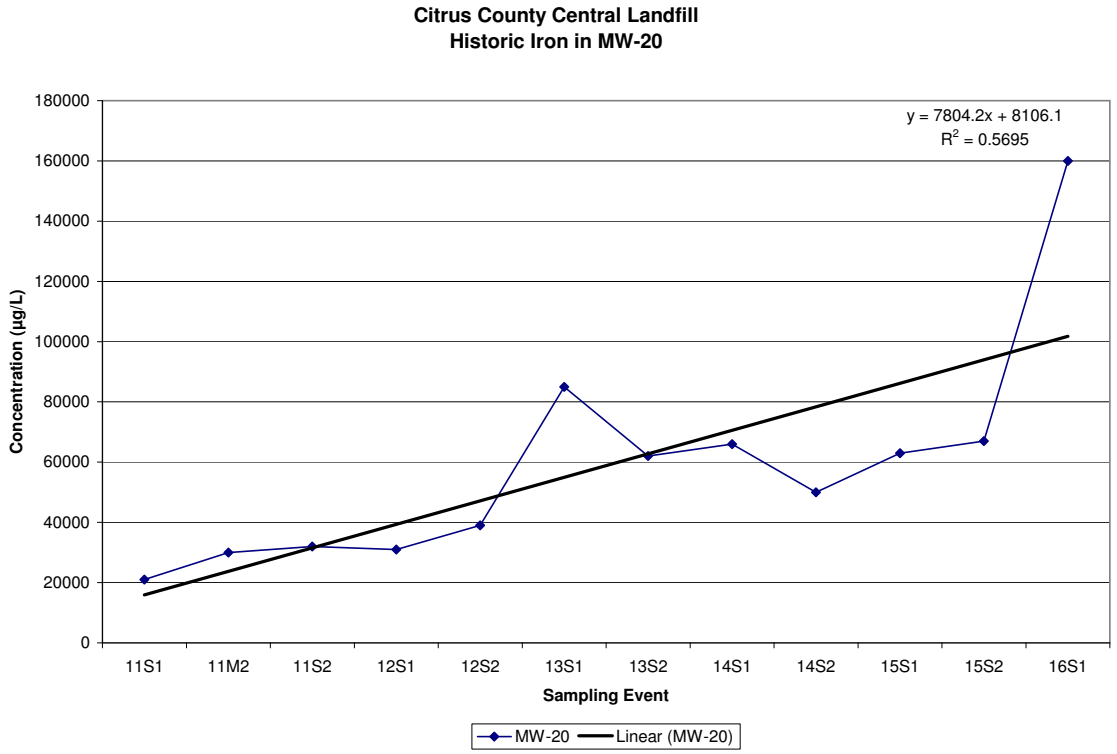
Citrus County Central Landfill
Historic Iron in MW-20
y = 7804.2x + 8106.1
R2 = 0.5695
Concentration (µg/L)
180000
160000
140000
120000
100000
80000
60000
40000
20000
0
11S1
11M2
11S2
12S1
12S2
13S1
13S2
14S1
14S2
15S1
15S2
16S1
Sampling Event
MW-20
Linear (MW-20)

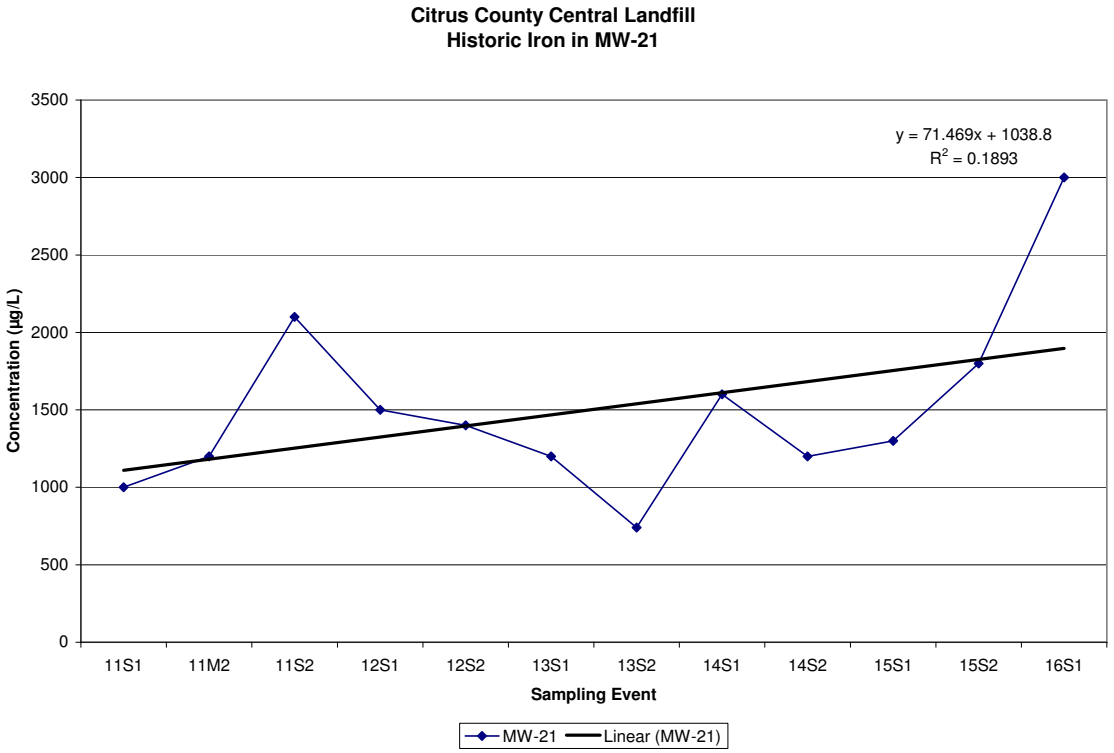
Citrus County Central Landfill
Historic Iron in MW-21
y = 71.469x + 1038.8
R2 = 0.1893
Concentration (µg/L)
3500
3000
2500
2000
1500
1000
500
0
11S1
11M2
11S2
12S1
12S2
13S1
13S2
14S1
14S2
15S1
15S2
16S1
Sampling Event
MW-21
Linear (MW-21)

Citrus County Central Landfill

Historical Benzene Data

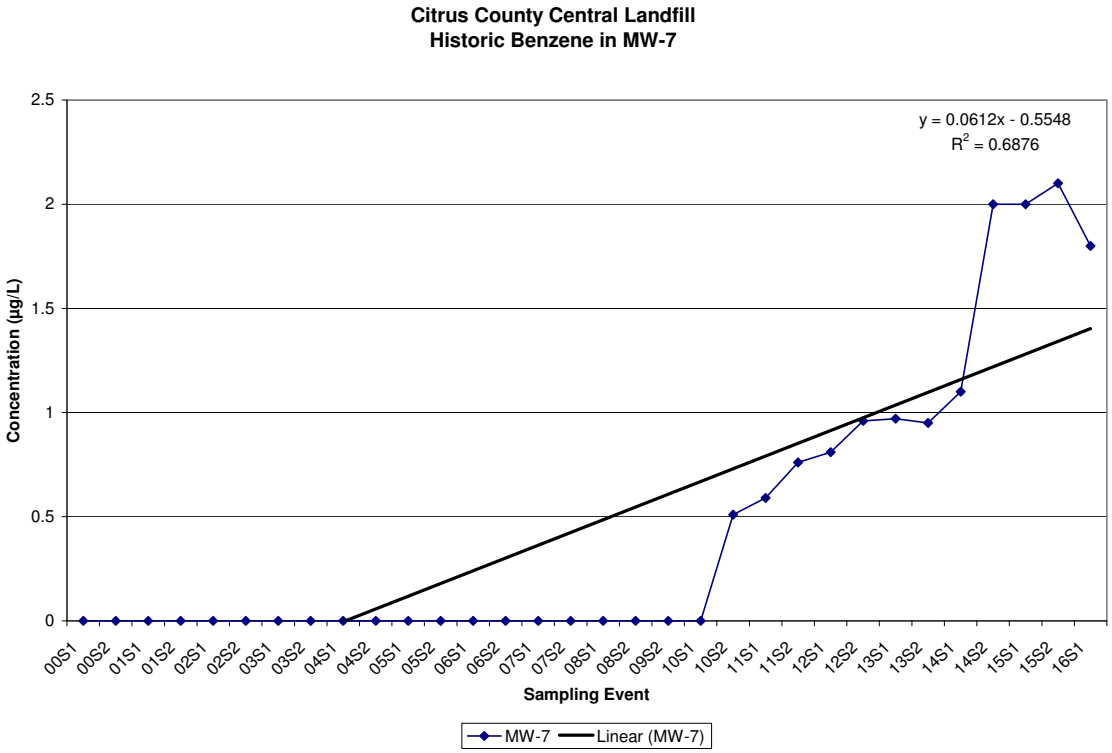
Citrus County Central Landfill
Historic Benzene in MW-7
y = 0.0612x - 0.5548
R2 = 0.6876
Concentration (µg/L)
2.5
2
1.5
1
0.5
0
00S1
00S2
01S1
01S2
02S1
02S2
03S1
03S2
04S1
04S2
05S1
05S2
06S1
06S2
07S1
07S2
08S1
08S2
09S2
10S1
10S2
11S1
11S2
12S1
12S2
13S1
13S2
14S1
14S2
15S1
15S2
16S1
Sampling Event
MW-7
Linear (MW-7)

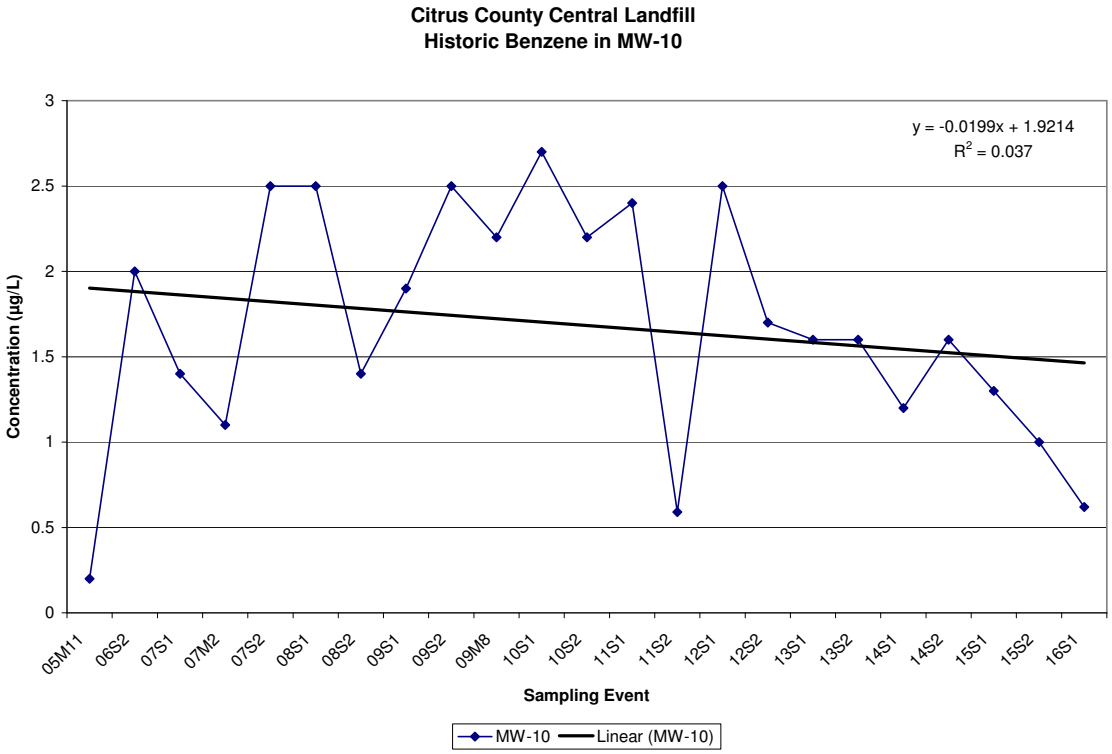
Citrus County Central Landfill
Historic Benzene in MW-10
y = -0.0199x + 1.9214
R2 = 0.037
Concentration (µg/L)
3
2.5
2
1.5
1
0.5
0
05M11
06S2
07S1
07M2
07S2
08S1
08S2
09S1
09S2
09M8
10S1
10S2
11S1
11S2
12S1
12S2
13S1
13S2
14S1
14S2
15S1
15S2
16S1
Sampling Event
MW-10
Linear (MW-10)

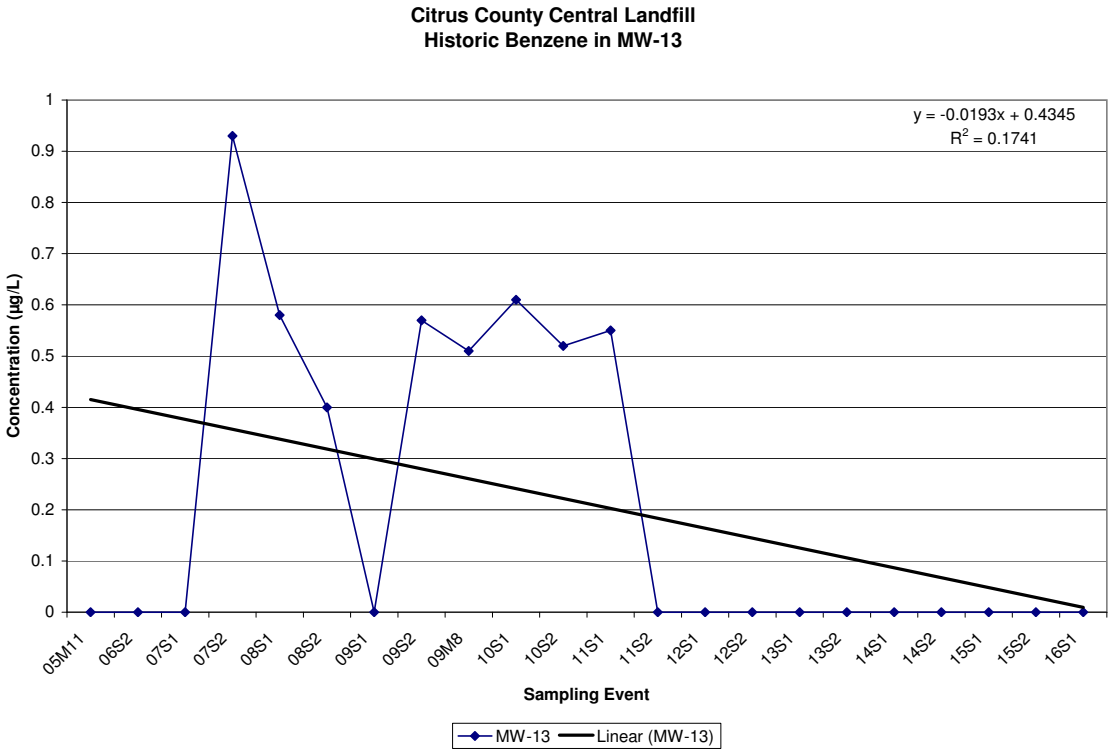
Citrus County Central Landfill
Historic Benzene in MW-13
y = -0.0193x + 0.4345
R2 = 0.1741
Concentration (µg/L)
1
0.9
0.8
0.7
0.6
0.5
0.4
0.3
0.2
0.1
0
05M11
06S2
07S1
07S2
08S1
08S2
09S1
09S2
09M8
10S1
10S2
11S1
11S2
12S1
12S2
13S1
13S2
14S1
14S2
15S1
15S2
16S1
Sampling Event
MW-13
Linear (MW-13)

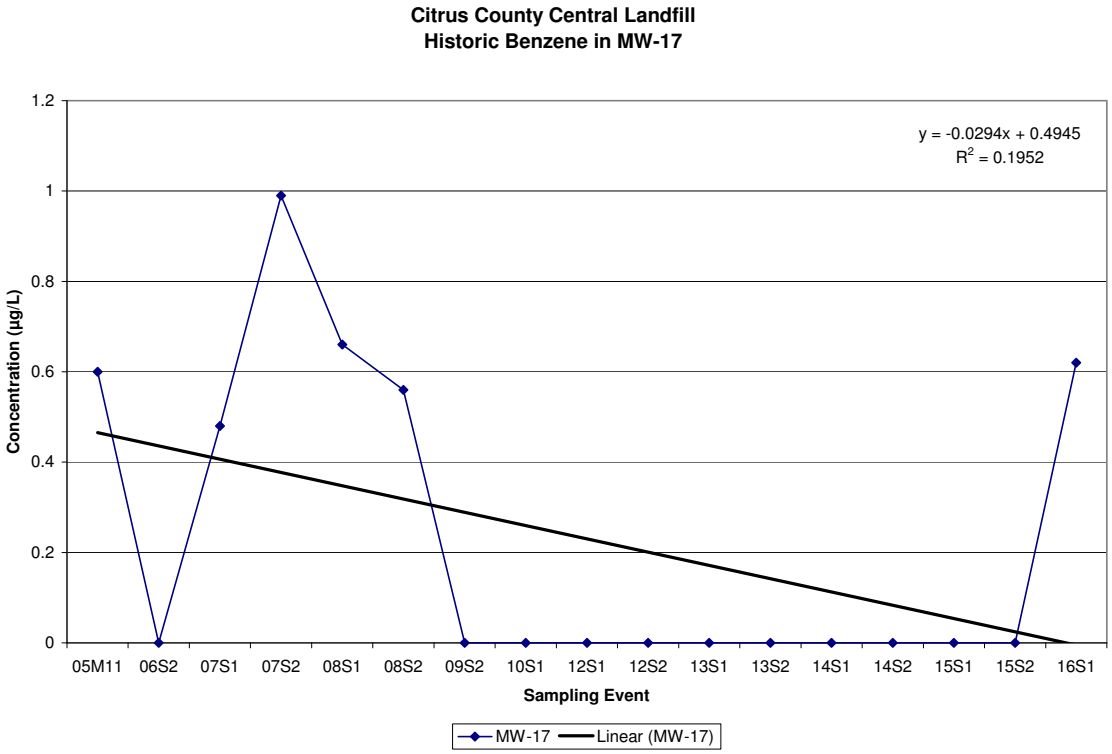
Citrus County Central Landfill
Historic Benzene in MW-17
y = -0.0294x + 0.4945
R2 = 0.1952
Concentration (µg/L)
1.2
1
0.8
0.6
0.4
0.2
0
05M11
06S2
07S1
07S2
08S1
08S2
09S2
10S1
12S1
12S2
13S1
13S2
14S1
14S2
15S1
15S2
16S1
Sampling Event
MW-17
Linear (MW-17)

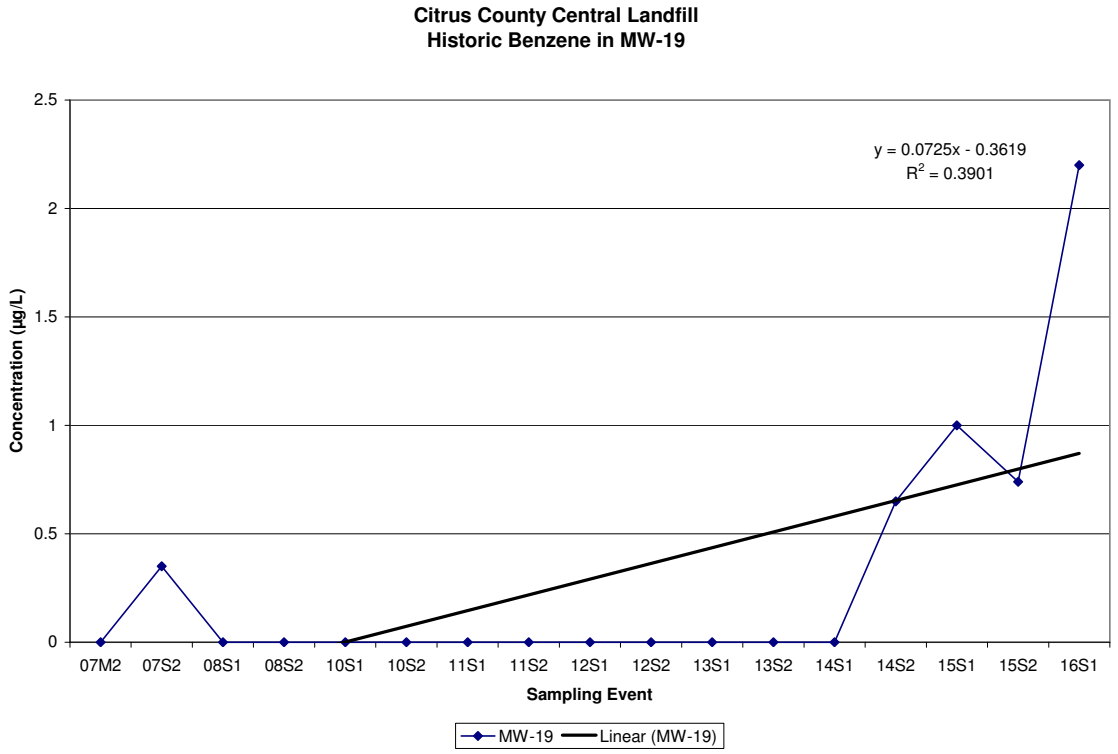
Citrus County Central Landfill
Historic Benzene in MW-19
y = 0.0725x - 0.3619
R2 = 0.3901
Concentration (µg/L)
2.5
2
1.5
1
0.5
0
07M2
07S2
08S1
08S2
10S1
10S2
11S1
11S2
12S1
12S2
13S1
13S2
14S1
14S2
15S1
15S2
16S1
Sampling Event
MW-19
Linear (MW-19)

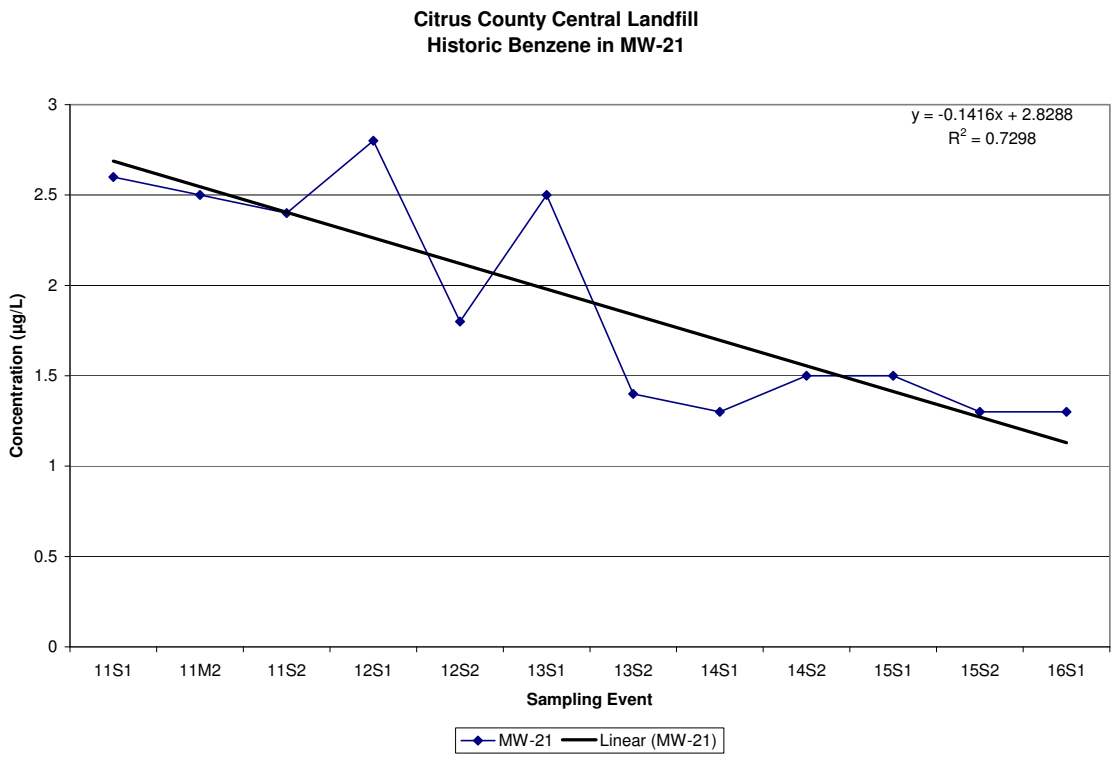
Citrus County Central Landfill
Historic Benzene in MW-21
y = -0.1416x + 2.8288
R2 = 0.7298
Concentration (µg/L)
3
2.5
2
1.5
1
0.5
0
11S1
11M2
11S2
12S1
12S2
13S1
13S2
14S1
14S2
15S1
15S2
16S1
Sampling Event
MW-21
Linear (MW-21)

Citrus County Central Landfill

Historical Chlorobenzene Data

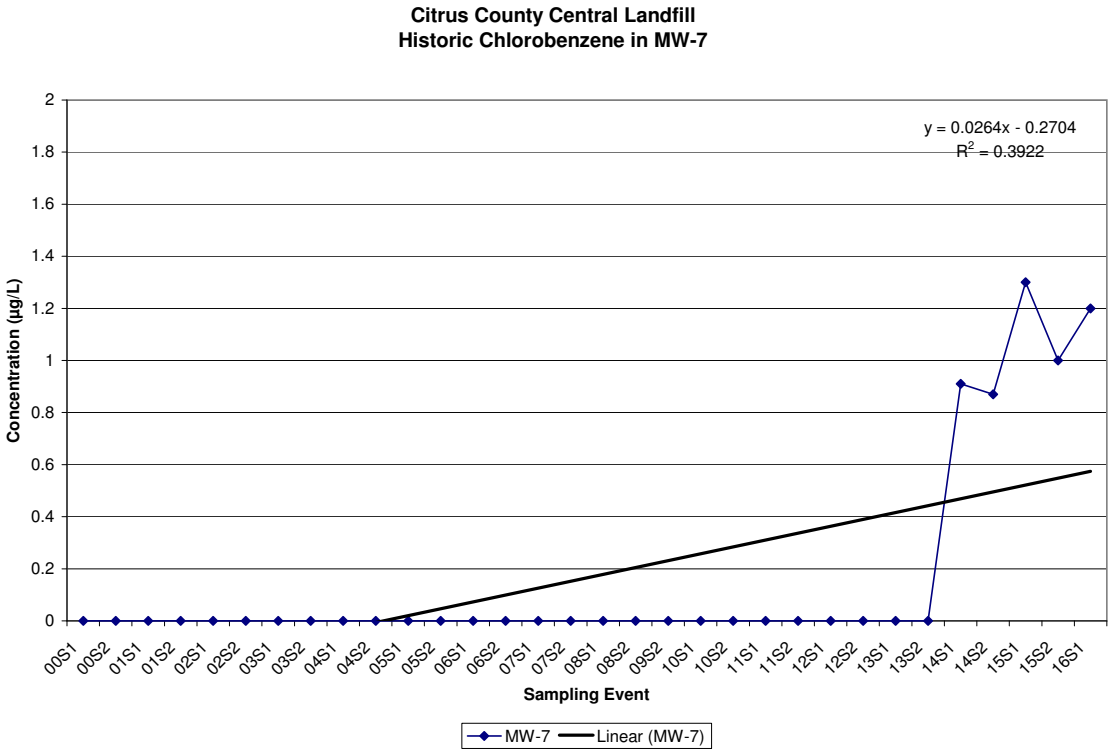
Citrus County Central Landfill
Historic Chlorobenzene in MW-7
y = 0.0264x - 0.2704
R2 = 0.3922
Concentration (µg/L)
2
1.8
1.6
1.4
1.2
1
0.8
0.6
0.4
0.2
0
00S1 00S2 01S1 01S2 02S1 02S2 03S1 03S2 04S1 04S2 05S1 05S2 06S1 06S2 07S1 07S2 08S1 08S2 09S2 10S1 10S2 11S1 11S2 12S1 12S2 13S1 13S2 14S1 14S2 15S1 15S2 16S1
Sampling Event
MW-7
Linear (MW-7)

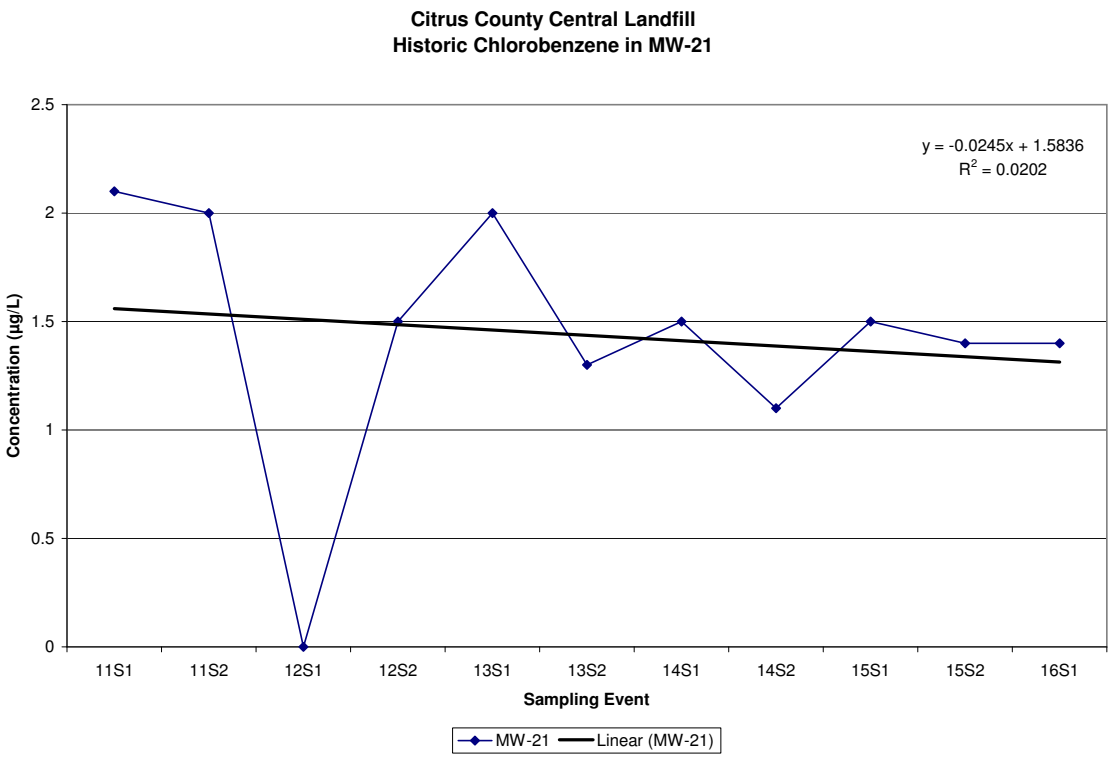
Citrus County Central Landfill
Historic Chlorobenzene in MW-21
y = -0.0245x + 1.5836
R2 = 0.0202
Concentration (µg/L)
2.5
2
1.5
1
0.5
0
11S1 11S2 12S1 12S2 13S1 13S2 14S1 14S2 15S1 15S2 16S1
Sampling Event
MW-21
Linear (MW-21)

Citrus County Central Landfill

Historical Ethylbenzene Data

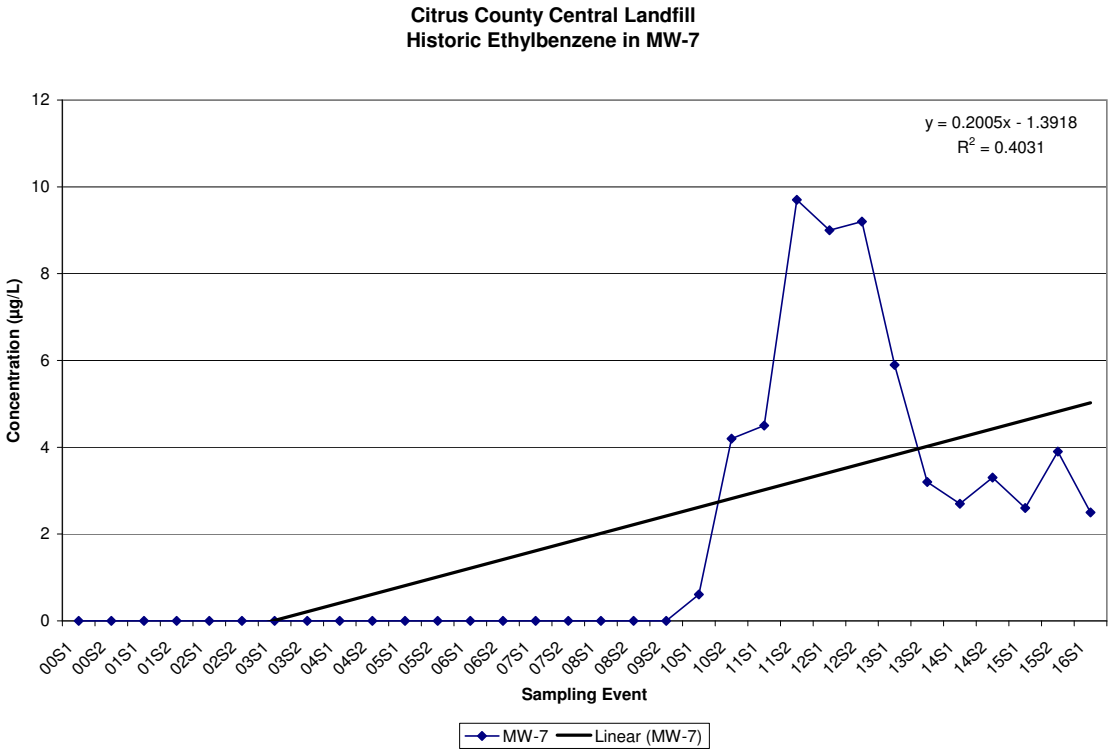
Citrus County Central Landfill
Historic Ethylbenzene in MW-7
y = 0.2005x - 1.3918
R2 = 0.4031
Concentration (µg/L)
0
2
4
6
8
10
12
00S1
00S2
01S1
01S2
02S1
02S2
03S1
03S2
04S1
04S2
05S1
05S2
06S1
06S2
07S1
07S2
08S1
08S2
09S2
10S1
10S2
11S1
11S2
12S1
12S2
13S1
13S2
14S1
14S2
15S1
15S2
16S1
Sampling Event
MW-7
Linear (MW-7)

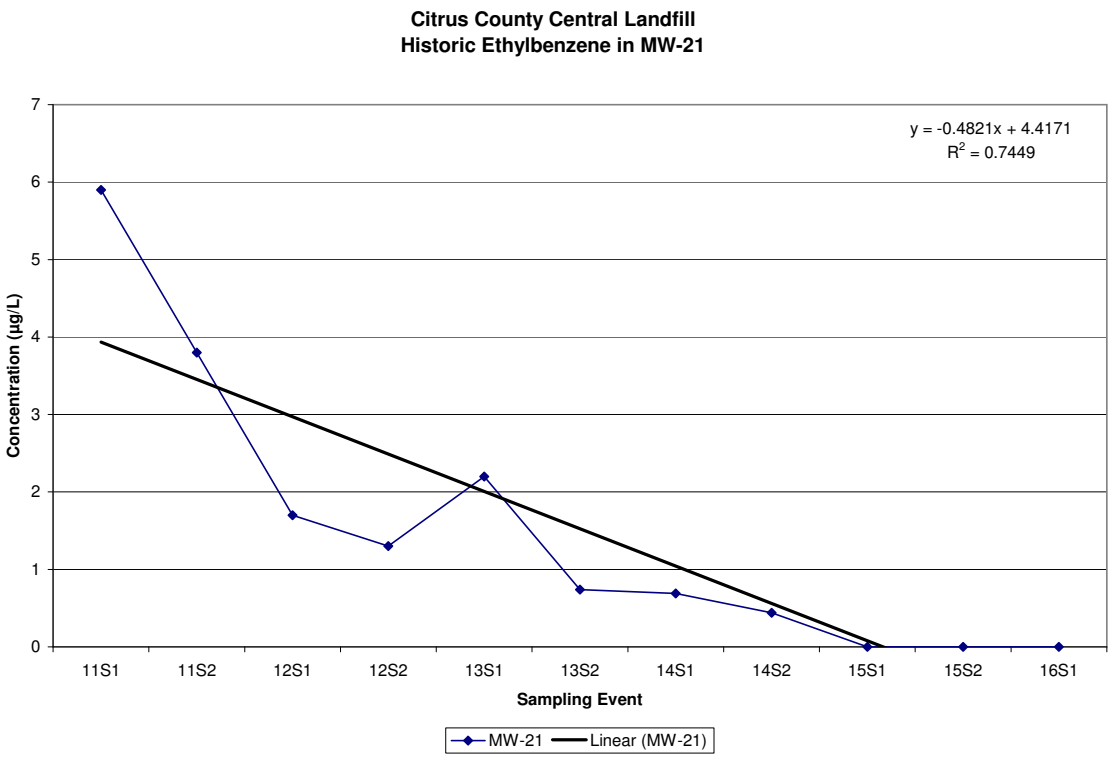
Citrus County Central Landfill
Historic Ethylbenzene in MW-21
y = -0.4821x + 4.4171
R2 = 0.7449
Concentration (µg/L)
0
1
2
3
4
5
6
7
11S1
11S2
12S1
12S2
13S1
13S2
14S1
14S2
15S1
15S2
16S1
Sampling Event
MW-21
Linear (MW-21)

Citrus County Central Landfill

Historical 1,4-Dichlorobenzene Data

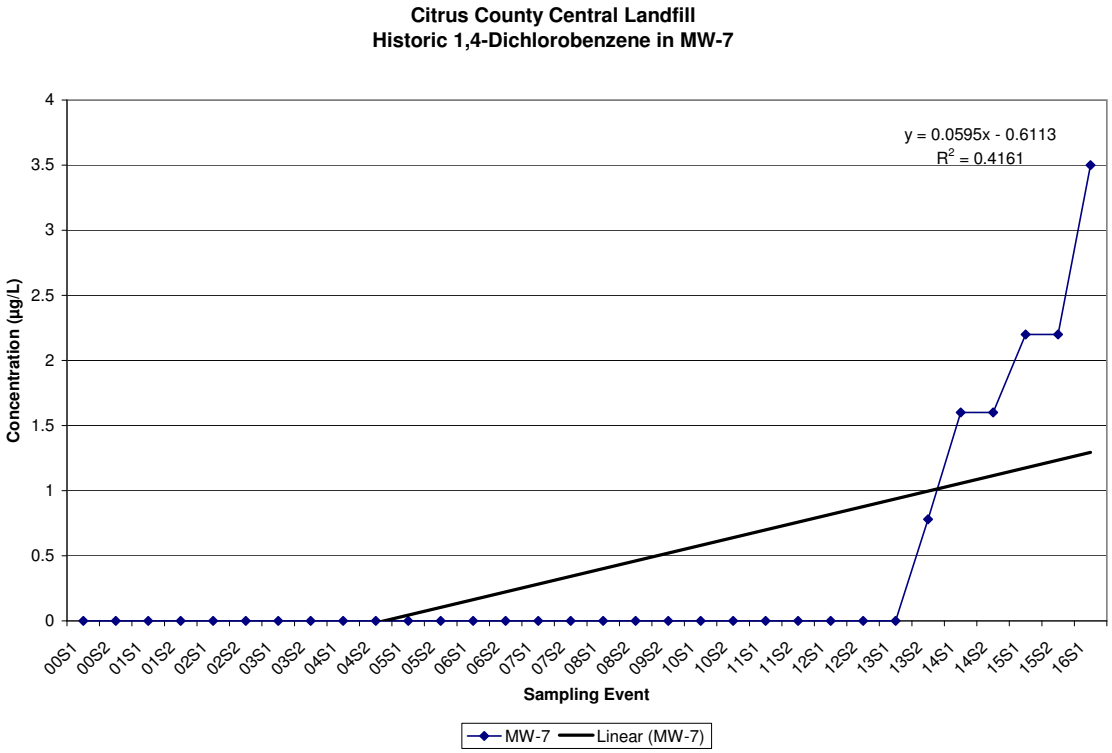
Citrus County Central Landfill
Historic 1,4-Dichlorobenzene in MW-7
y = 0.0595x - 0.6113
R2 = 0.4161
Concentration (µg/L)
Sampling Event
MW-7
Linear (MW-7)

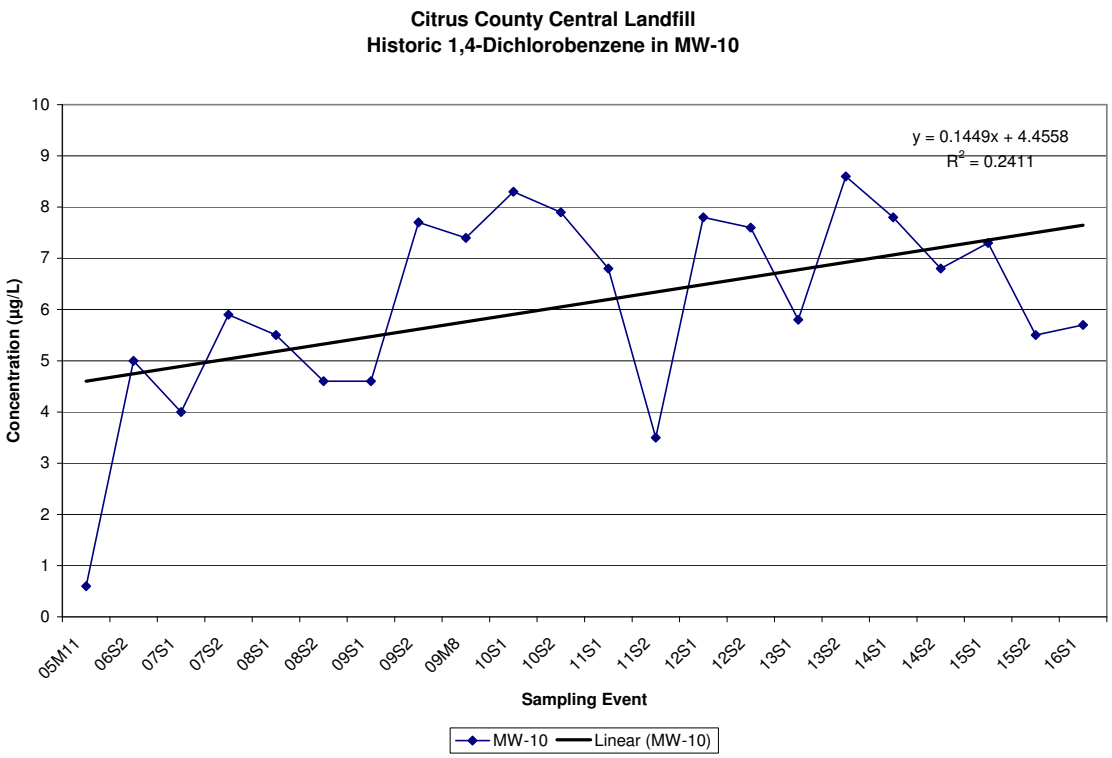
Citrus County Central Landfill
Historic 1,4-Dichlorobenzene in MW-10
y = 0.1449x + 4.4558
R2 = 0.2411
Concentration (µg/L)
Sampling Event
MW-10
Linear (MW-10)

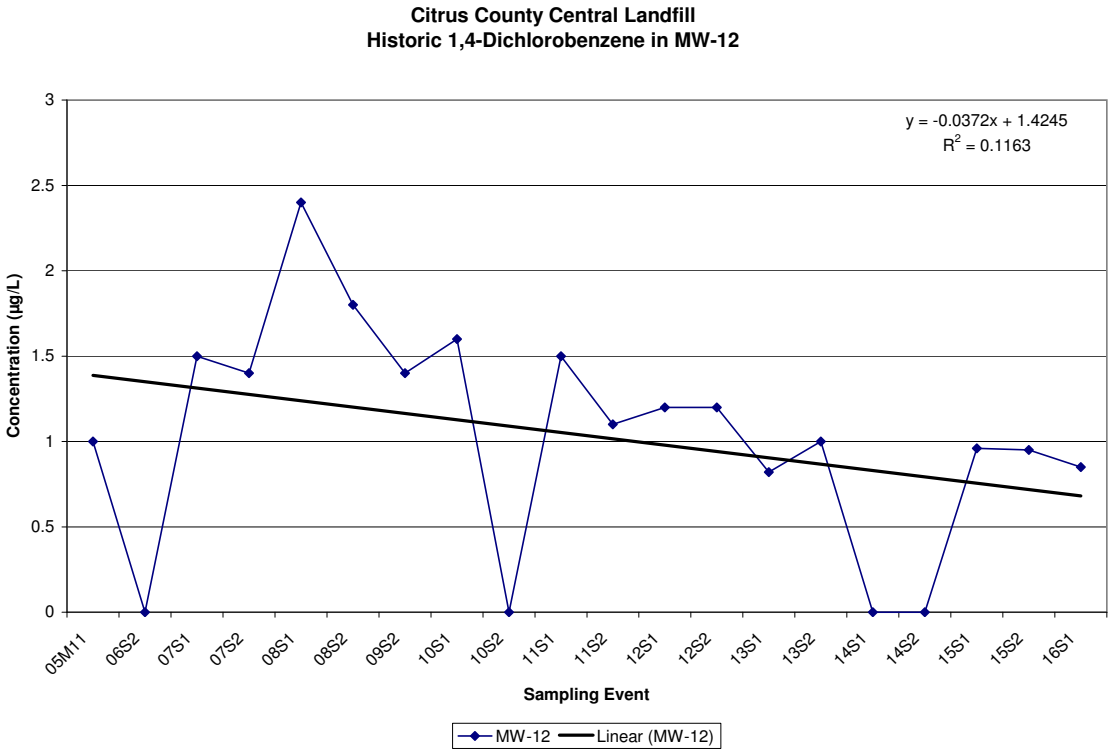
Citrus County Central Landfill
Historic 1,4-Dichlorobenzene in MW-12
y = -0.0372x + 1.4245
R2 = 0.1163
Concentration (µg/L)
3
2.5
2
1.5
1
0.5
0
05M11
06S2
07S1
07S2
08S1
08S2
09S2
10S1
10S2
11S1
11S2
12S1
12S2
13S1
13S2
14S1
14S2
15S1
15S2
16S1
Sampling Event
MW-12
Linear (MW-12)

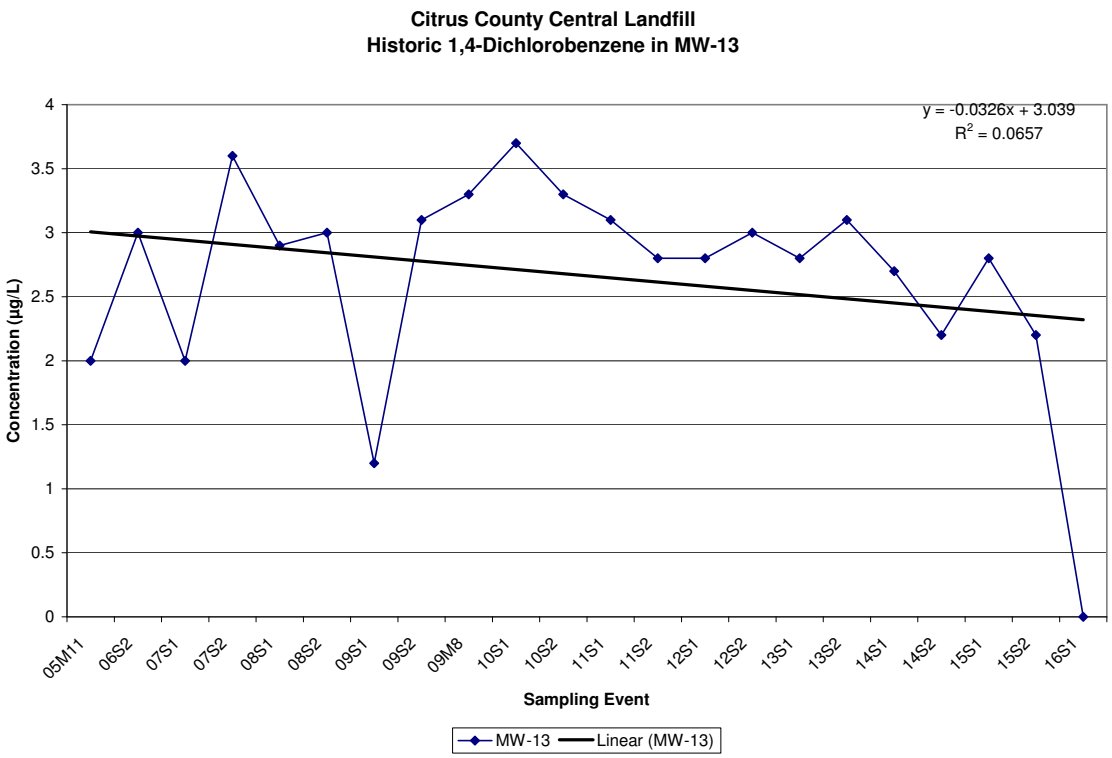
Citrus County Central Landfill
Historic 1,4-Dichlorobenzene in MW-13
y = -0.0326x + 3.039
R2 = 0.0657
Concentration (µg/L)
4
3.5
3
2.5
2
1.5
1
0.5
0
05M11
06S2
07S1
07S2
08S1
08S2
09S1
09S2
09M8
10S1
10S2
11S1
11S2
12S1
12S2
13S1
13S2
14S1
14S2
15S1
15S2
16S1
Sampling Event
MW-13
Linear (MW-13)

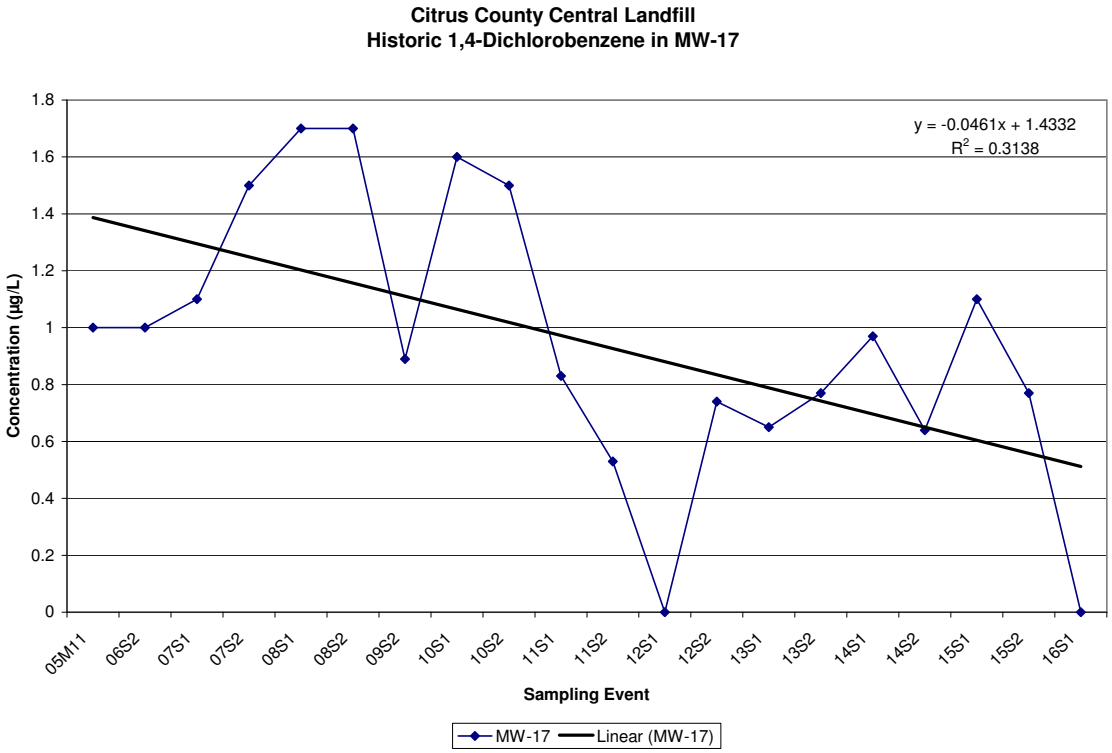
Citrus County Central Landfill
Historic 1,4-Dichlorobenzene in MW-17
y = -0.0461x + 1.4332
R2 = 0.3138
Concentration (µg/L)
1.8
1.6
1.4
1.2
1
0.8
0.6
0.4
0.2
0
05M11
06S2
07S1
07S2
08S1
08S2
09S2
10S1
10S2
11S1
11S2
12S1
12S2
13S1
13S2
14S1
14S2
15S1
15S2
16S1
Sampling Event
MW-17
Linear (MW-17)

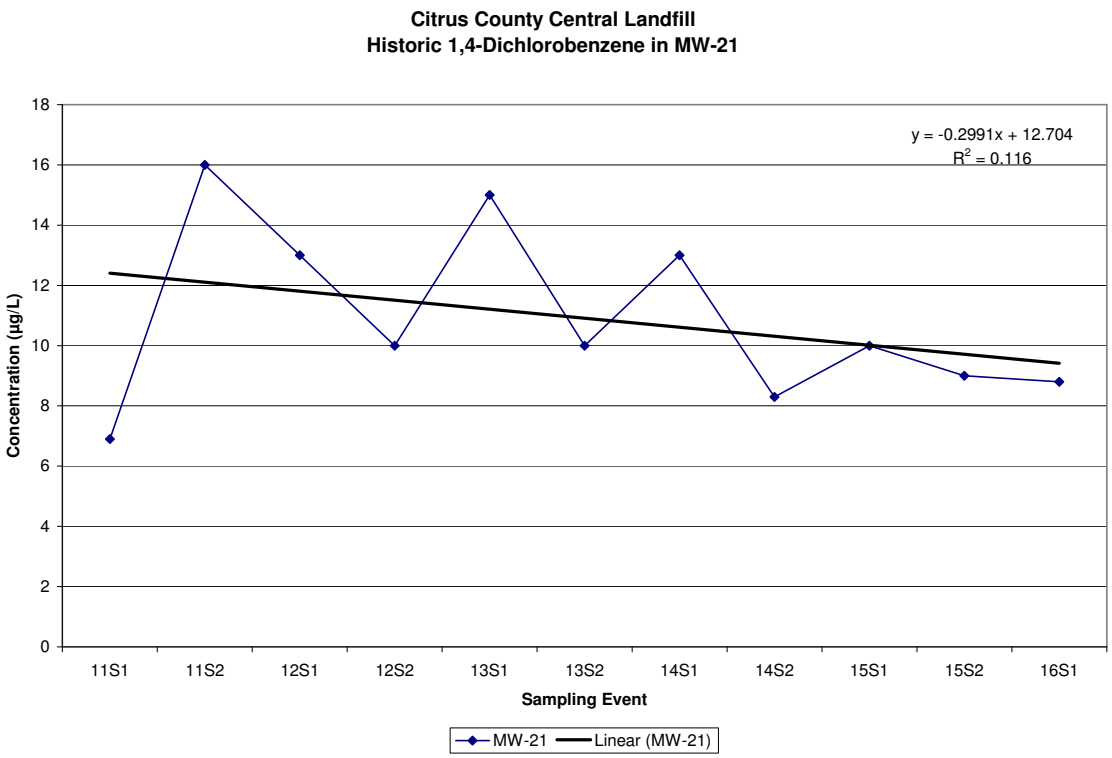
Citrus County Central Landfill
Historic 1,4-Dichlorobenzene in MW-21
y = -0.2991x + 12.704
R2 = 0.116
Concentration (µg/L)
18
16
14
12
10
8
6
4
2
0
11S1
11S2
12S1
12S2
13S1
13S2
14S1
14S2
15S1
15S2
16S1
Sampling Event
MW-21
Linear (MW-21)

Citrus County Central Landfill

Historical Vinyl Chloride Data

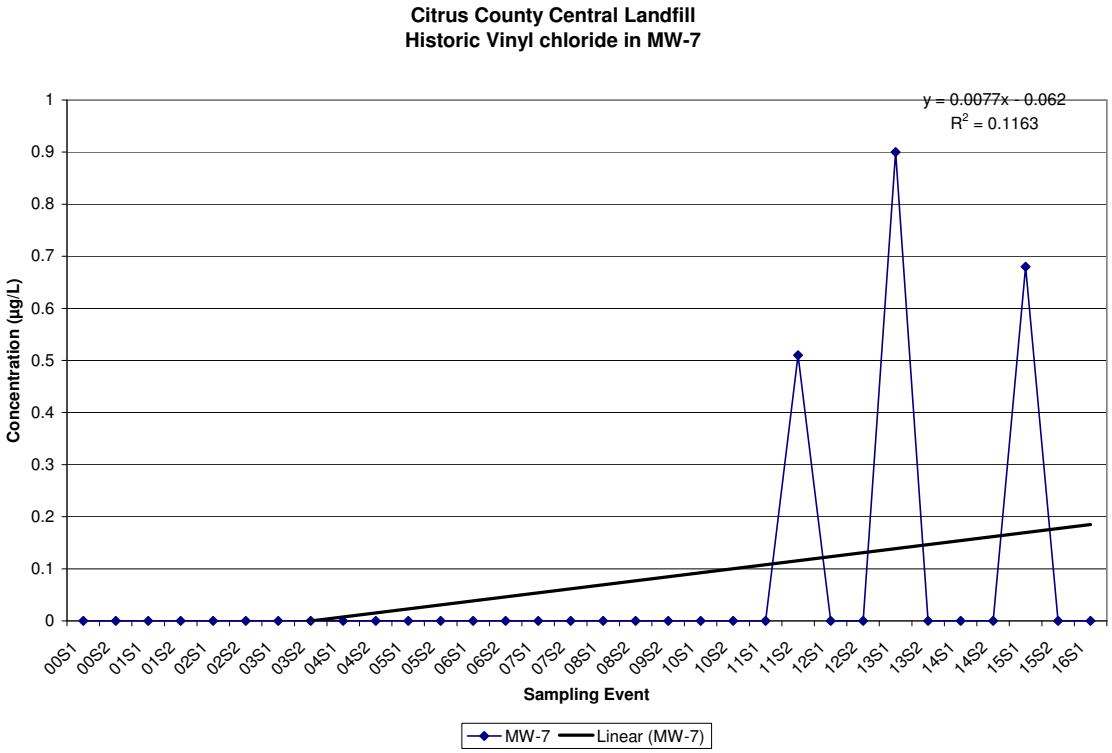
Citrus County Central Landfill
Historic Vinyl chloride in MW-7
y = 0.0077x - 0.062
R2 = 0.1163
Concentration (µg/L)
Sampling Event
MW-7
Linear (MW-7)

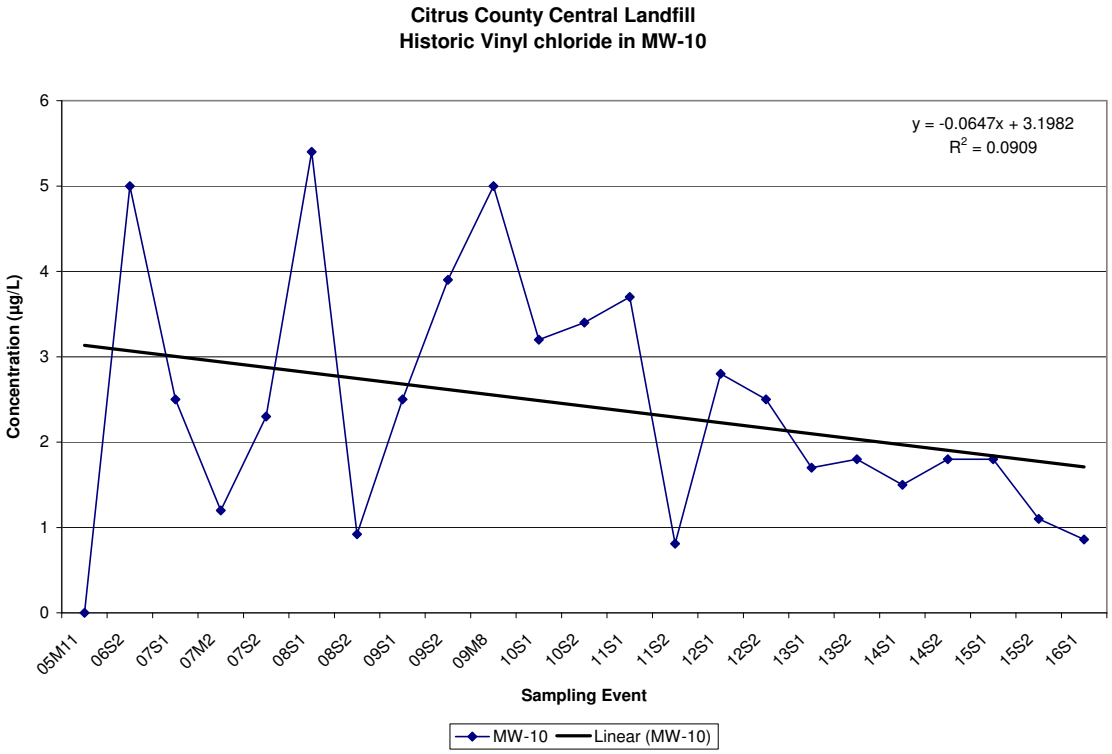
Citrus County Central Landfill
Historic Vinyl chloride in MW-10
y = -0.0647x + 3.1982
R2 = 0.0909
Concentration (µg/L)
Sampling Event
MW-10
Linear (MW-10)

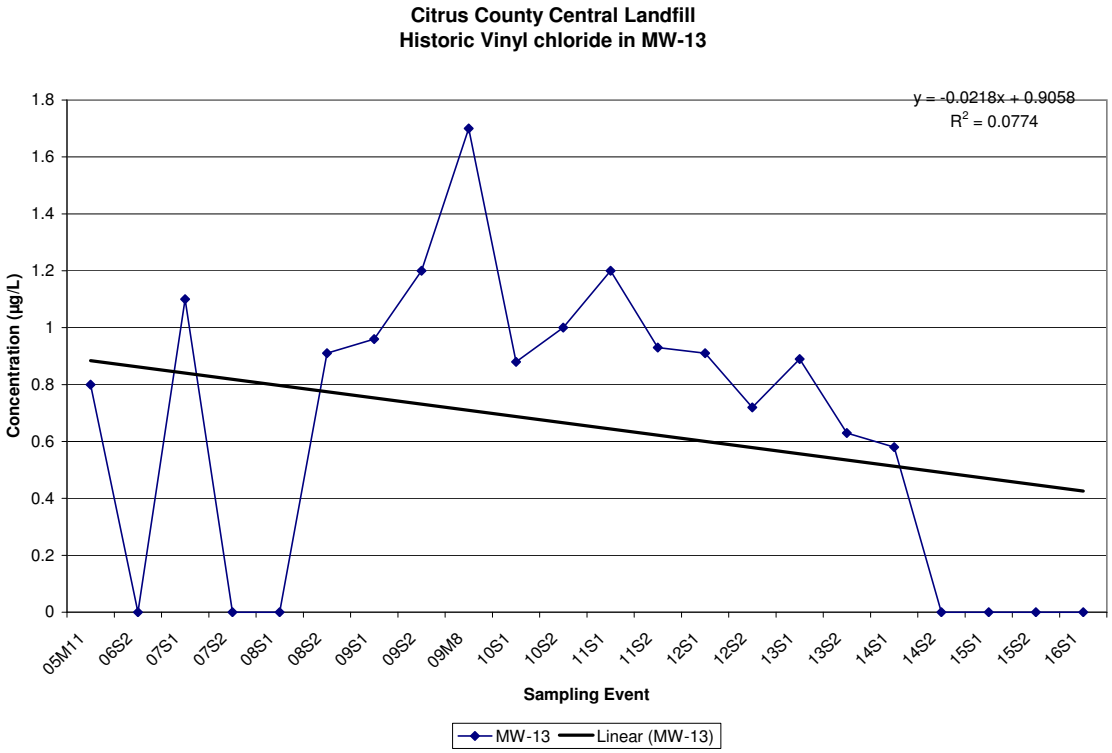
Citrus County Central Landfill
Historic Vinyl chloride in MW-13
y = -0.0218x + 0.9058
R2 = 0.0774
Concentration (µg/L)
1.8
1.6
1.4
1.2
1
0.8
0.6
0.4
0.2
0
05M11
06S2
07S1
07S2
08S1
08S2
09S1
09S2
09M8
10S1
10S2
11S1
11S2
12S1
12S2
13S1
13S2
14S1
14S2
15S1
15S2
16S1
Sampling Event
MW-13
Linear (MW-13)

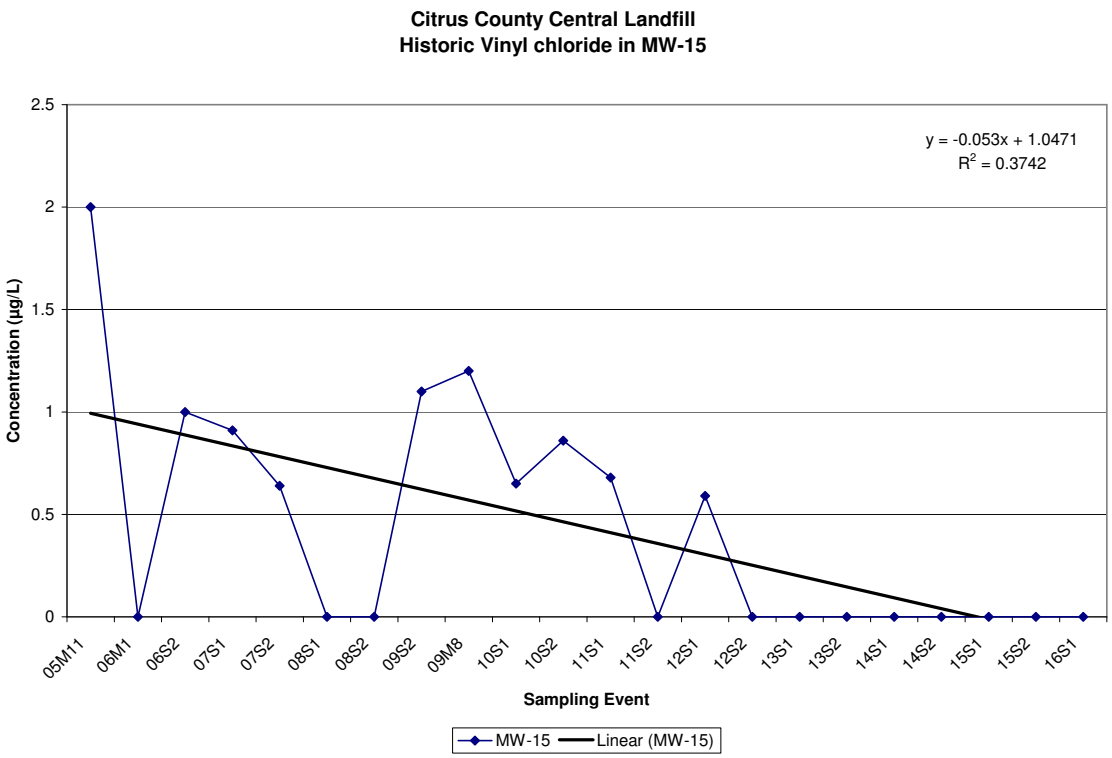
Citrus County Central Landfill
Historic Vinyl chloride in MW-15
y = -0.053x + 1.0471
R2 = 0.3742
Concentration (µg/L)
2.5
2
1.5
1
0.5
0
05M11
06M1
06S2
07S1
07S2
08S1
08S2
09S2
09M8
10S1
10S2
11S1
11S2
12S1
12S2
13S1
13S2
14S1
14S2
15S1
15S2
16S1
Sampling Event
MW-15
Linear (MW-15)

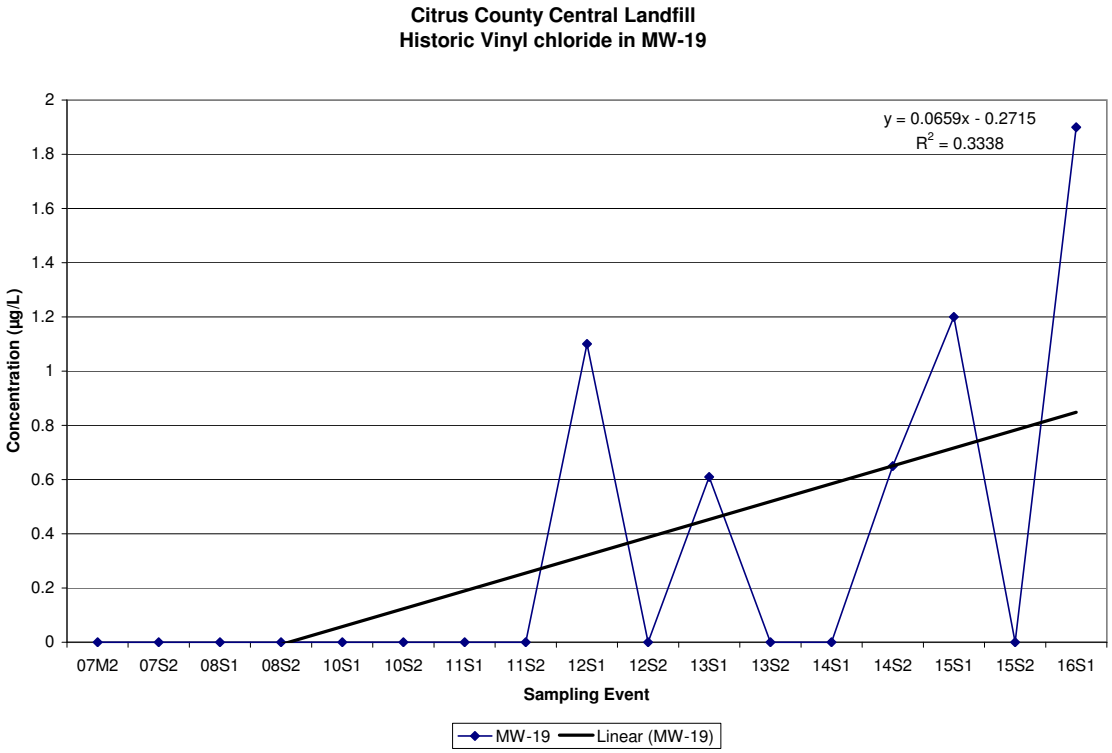
Citrus County Central Landfill
Historic Vinyl chloride in MW-19
y = 0.0659x - 0.2715
R2 = 0.3338
Concentration (µg/L)
2
1.8
1.6
1.4
1.2
1
0.8
0.6
0.4
0.2
0
07M2
07S2
08S1
08S2
10S1
10S2
11S1
11S2
12S1
12S2
13S1
13S2
14S1
14S2
15S1
15S2
16S1
Sampling Event
MW-19
Linear (MW-19)

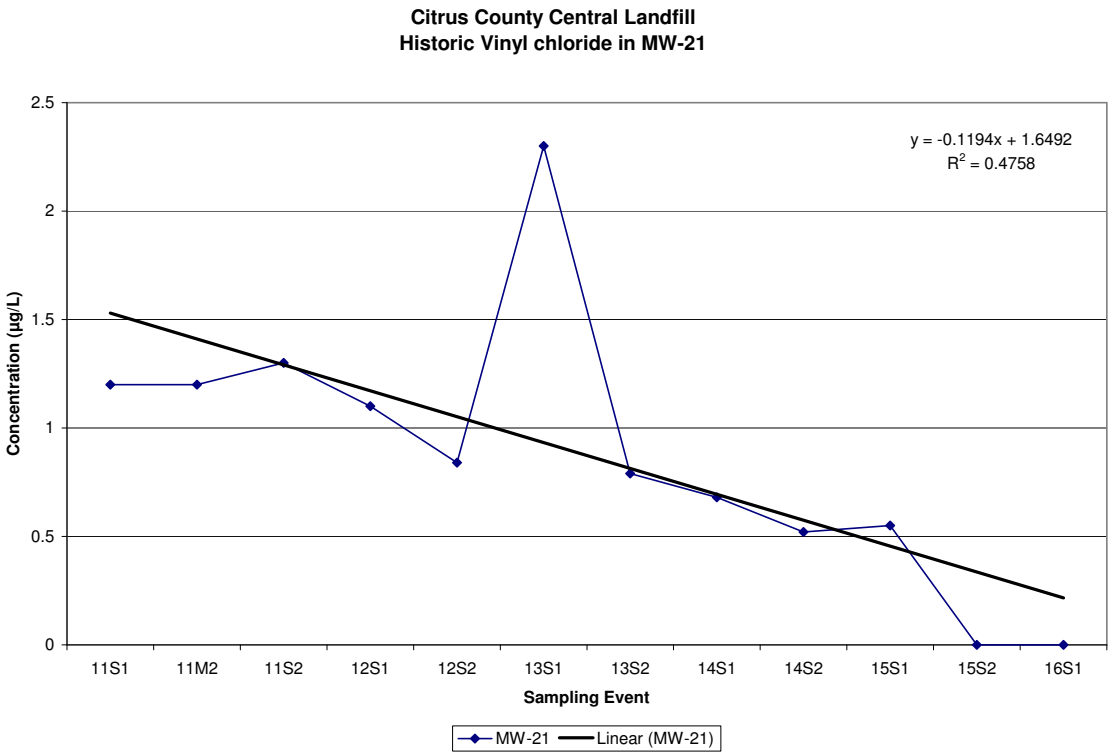
Citrus County Central Landfill
Historic Vinyl chloride in MW-21
y = -0.1194x + 1.6492
R2 = 0.4758
Concentration (µg/L)
2.5
2
1.5
1
0.5
0
11S1
11M2
11S2
12S1
12S2
13S1
13S2
14S1
14S2
15S1
15S2
16S1
Sampling Event
MW-21
Linear (MW-21)

Citrus County Central Landfill

Historical 1,1-Dichloroethane Data

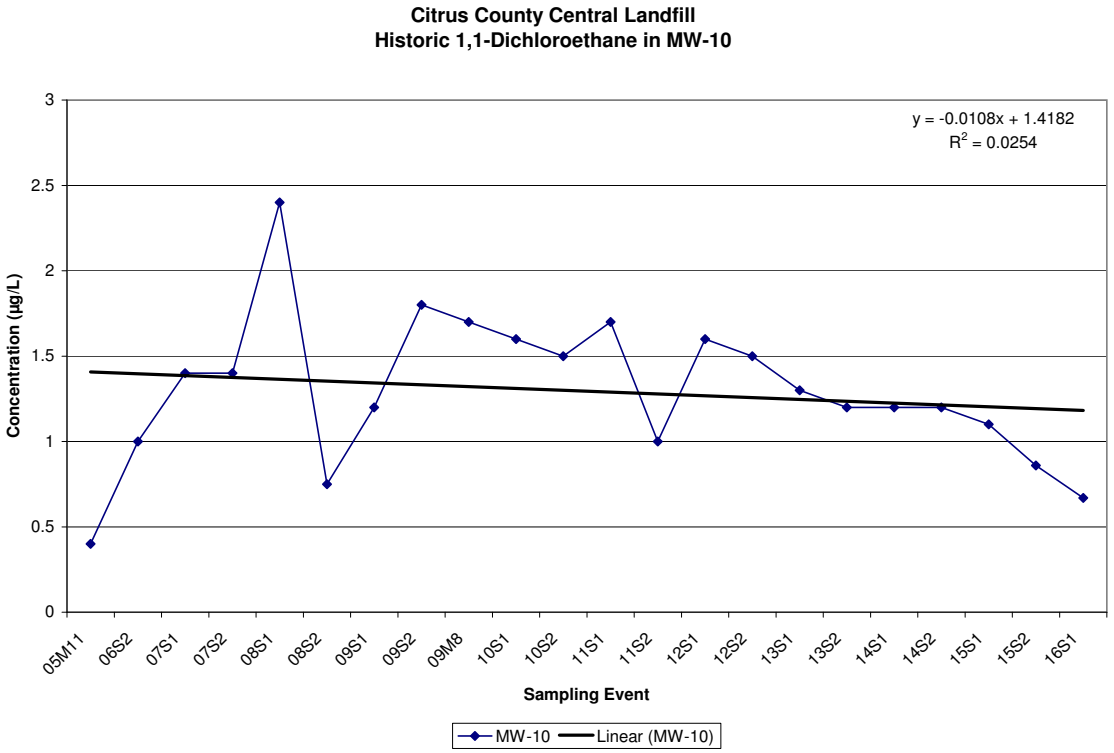
Citrus County Central Landfill
Historic 1,1-Dichloroethane in MW-10
y = -0.0108x + 1.4182
R2 = 0.0254
Concentration (µg/L)
3
2.5
2
1.5
1
0.5
0
05M11
06S2
07S1
07S2
08S1
08S2
09S1
09S2
09M8
10S1
10S2
11S1
11S2
12S1
12S2
13S1
13S2
14S1
14S2
15S1
15S2
16S1
Sampling Event
MW-10
Linear (MW-10)

Citrus County Central Landfill

Historical cis-1,2-Dichloroethene Data

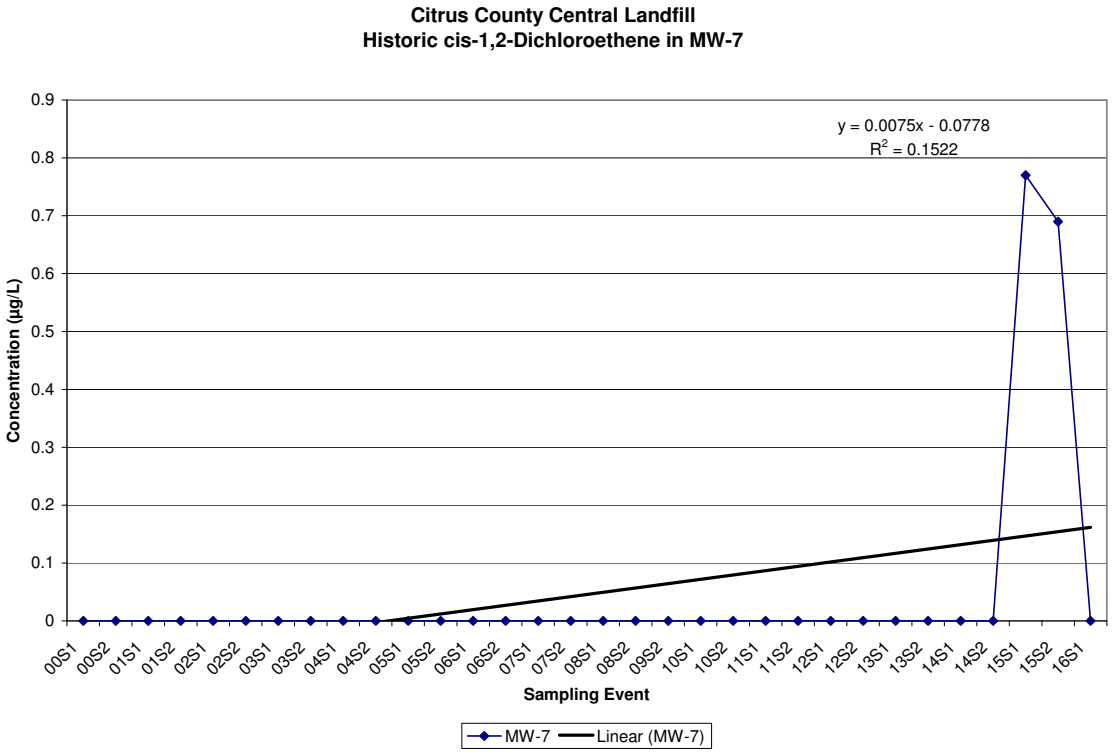
Citrus County Central Landfill
Historic cis-1,2-Dichloroethene in MW-7
y = 0.0075x - 0.0778
R2 = 0.1522
Concentration (µg/L)
0.9
0.8
0.7
0.6
0.5
0.4
0.3
0.2
0.1
0
00S1 00S2 01S1 01S2 02S1 02S2 03S1 03S2 04S1 04S2 05S1 05S2 06S1 06S2 07S1 07S2 08S1 08S2 09S2 10S1 10S2 11S1 11S2 12S1 12S2 13S1 13S2 14S1 14S2 15S1 15S2 16S1
Sampling Event
MW-7
Linear (MW-7)

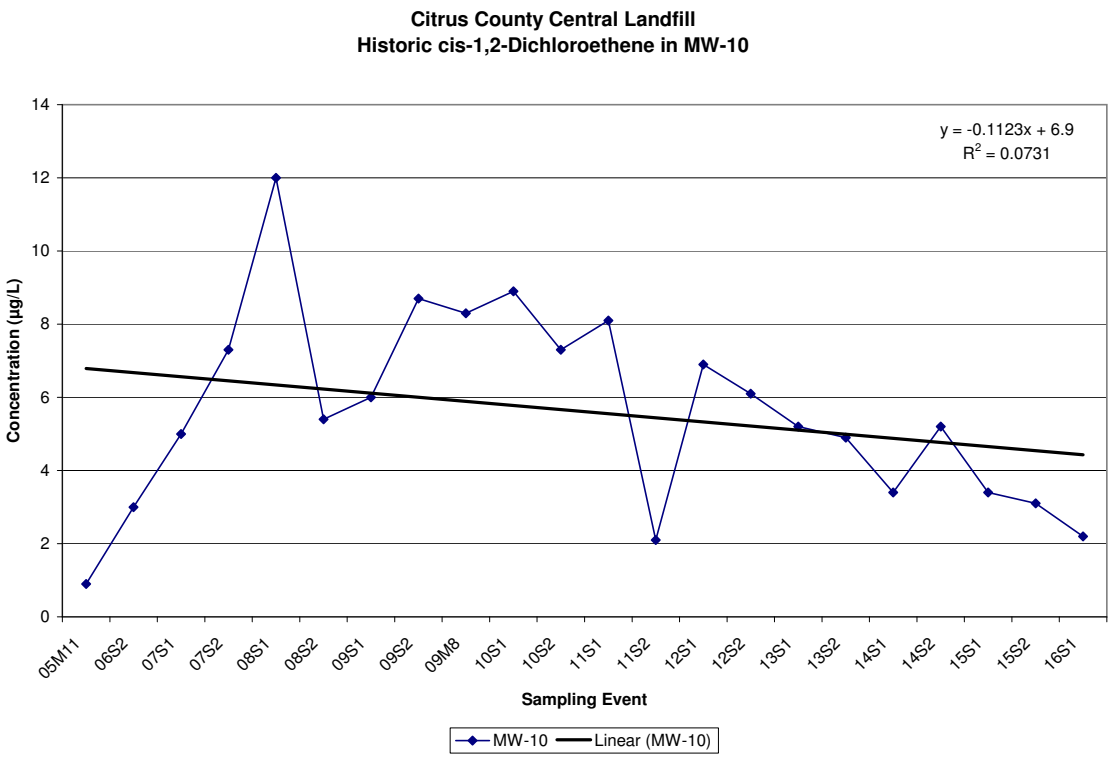
Citrus County Central Landfill
Historic cis-1,2-Dichloroethene in MW-10
y = -0.1123x + 6.9
R2 = 0.0731
Concentration (µg/L)
14
12
10
8
6
4
2
0
05M11 06S2 07S1 07S2 08S1 08S2 09S1 09S2 09M8 10S1 10S2 11S1 11S2 12S1 12S2 13S1 13S2 14S1 14S2 15S1 15S2 16S1
Sampling Event
MW-10
Linear (MW-10)

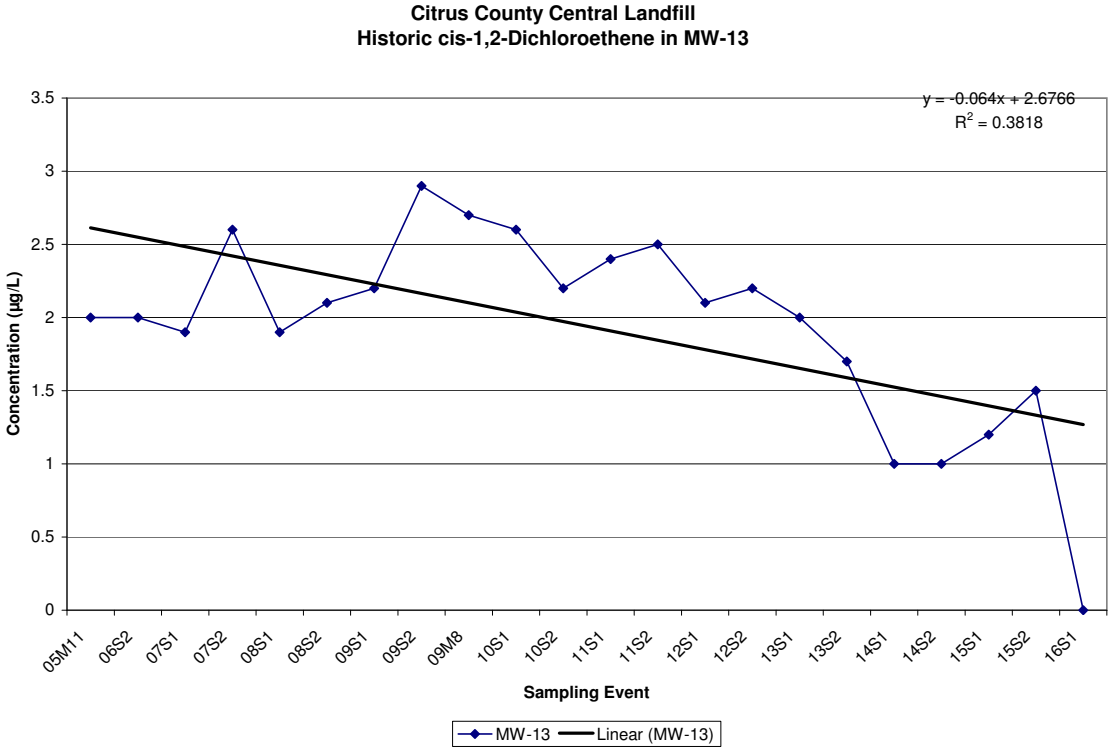
Citrus County Central Landfill
Historic cis-1,2-Dichloroethene in MW-13
y = -0.064x + 2.6766
R2 = 0.3818
Concentration (µg/L)
3.5
3
2.5
2
1.5
1
0.5
0
05M11
06S2
07S1
07S2
08S1
08S2
09S1
09S2
09M8
10S1
10S2
11S1
11S2
12S1
12S2
13S1
13S2
14S1
14S2
15S1
15S2
16S1
Sampling Event
MW-13
Linear (MW-13)

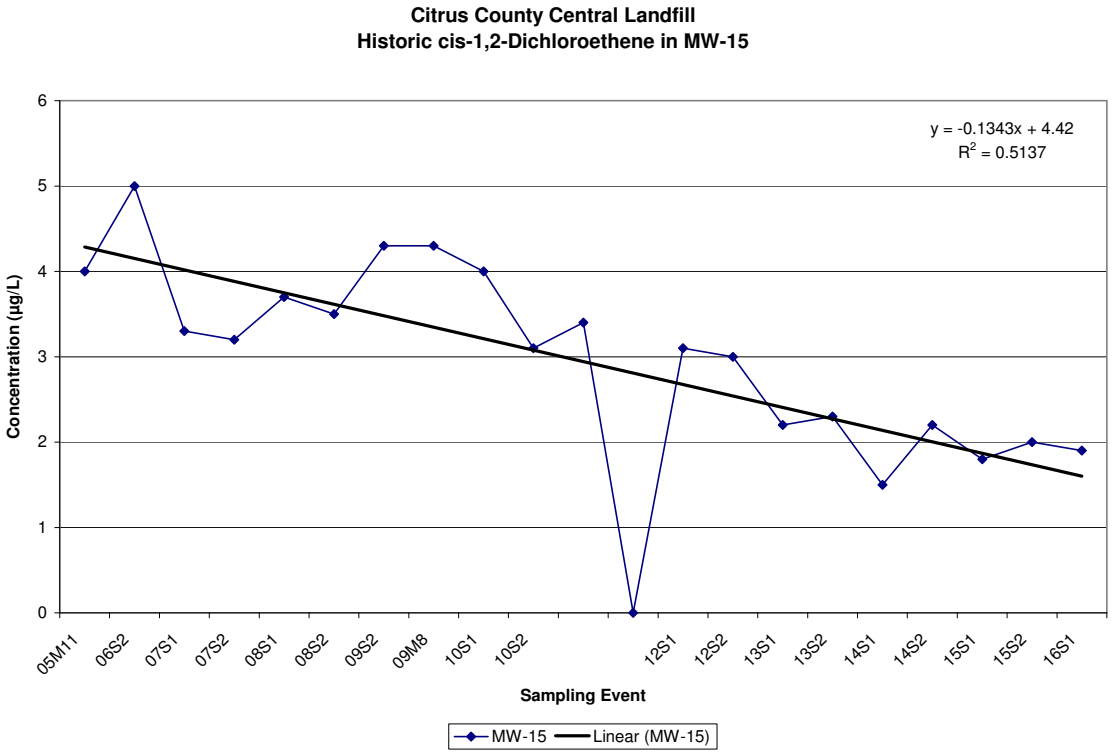
Citrus County Central Landfill
Historic cis-1,2-Dichloroethene in MW-15
y = -0.1343x + 4.42
R2 = 0.5137
Concentration (µg/L)
6
5
4
3
2
1
0
05M11
06S2
07S1
07S2
08S1
08S2
09S2
09M8
10S1
10S2
12S1
12S2
13S1
13S2
14S1
14S2
15S1
15S2
16S1
Sampling Event
MW-15
Linear (MW-15)

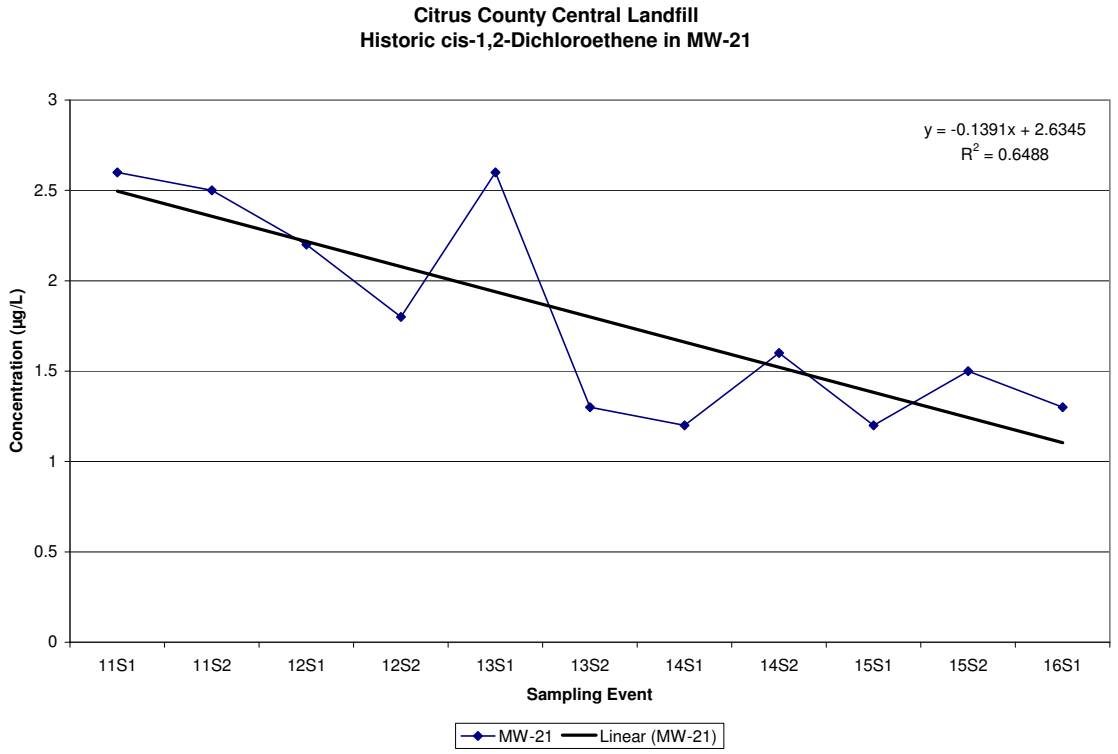
Citrus County Central Landfill
Historic cis-1,2-Dichloroethene in MW-21
y = -0.1391x + 2.6345
R2 = 0.6488
Concentration (µg/L)
3
2.5
2
1.5
1
0.5
0
11S1
11S2
12S1
12S2
13S1
13S2
14S1
14S2
15S1
15S2
16S1
Sampling Event
MW-21
Linear (MW-21)