2016 Second Semiannual Water Quality Monitoring Report

Tomoka Farms Road Landfill, Volusia County

Facility SW WACS No. 27540

February 2016

Submitted To:

Florida Department of Environmental Protection
Central District
3319 Maguire Boulevard, Suite 232
Orlando, Florida 32803-3767

Prepared by:

HDR Engineering, Inc.
200 West Forsyth Street, Suite 800
Jacksonville, Florida 32202
(904) 598-8900
(904) 598-8988 fax

Table of Contents

1.0 Introduction 1
2.0 Field Sampling and Laboratory Analysis 1
2.1 Groundwater and Surface Water Sampling 1
2.2 Laboratory Analysis 2
3.0 Groundwater and Surface Water Elevations 2
4.0 Laboratory Results 2
4.1 Groundwater Results 2
4.1.1 Ammonia-N 3
4.1.2 Arsenic 3
4.1.3 Benzene 3
4.1.4 Iron 3
4.1.5 pH 3
4.1.6 Chloride 3
4.1.7 Sodium 4
4.1.8 TDS 4
4.1.9 Lead 4
4.1.10 Mercury 4
5.0 Conclusions and Recommendations 5
6.0 Professional Certification 6

Figures

Figure 1 Tomoka Farms Road Landfill Site Map
Figure 2 Zone 1 & 2 Groundwater Potentiometric Map
Figure 3 Zone 4 Groundwater Potentiometric Map
Figure 4 Zone 6 Groundwater Potentiometric Map
Figure 5 Florida Aquifer Groundwater Potentiometric Map

List of Tables

Table 1 Groundwater Elevation Data
Table 2 Surface Water Elevation Data
Table 3 Check List of Laboratory Analytical Parameters
Table 4 Summary of Detected Groundwater Parameters, Zone 1-2
Table 5 Summary of Detected Groundwater Parameters, Zone 3-4
Table 6 Summary of Detected Groundwater Parameters, Zone 6
Table 7 Summary of Detected Groundwater Parameters, Floridan Aquifer
Table 8 Summary of Detected Surface Water Parameters

Attachments

Attachment 1 Laboratory Reports and Field Data Sheets
Attachment 2 ADaPT EDD Files (CD)

1.0 Introduction

HDR Engineering is submitting the 2016 Second Semiannual Water Quality Monitoring Report for the Tomoka Farms Road Landfill (TFRLF) (SW WACS No. 27540) located in Port Orange, on behalf of Volusia County, Florida. This report was prepared in accordance with the North Cell, Class I Landfill permit (Permit No. 0078767-039-SF-01) issued July 27, 2015 and the Class III Facility Permit (No. 0078767-038-SO-MM) issued July 27, 2015. The semiannual water quality monitoring program includes the Tomoka Farms Road Landfill Class I, North Cell Phase I (open), and South Class I Cell (closed), and the Class III Cell (Permit No. 0078767-038-SO-MM). Semiannual water quality monitoring is to be conducted at the site during May and November each year according to the Monitoring Plan Implementation Schedule (MPIS); and the monitoring report is due to Department of Environmental Protection (FDEP) within 60 days of the completion of lab analysis. The data for the current submission was obtained during the routine semiannual detection-monitoring event conducted from November 8 to 21, 2016. Fifty groundwater samples and seven surface water samples were monitored for the parameters outlined in the approved MPIS for the facility. The wells monitored are based on an updated list in Attachment A for the Class III Cell Modified Permit (Permit No. 0078767-038-SO-MM). Semiannual groundwater samples and semiannual surface water samples were analyzed for the parameters listed in No. 7 and No. 12 of the MPIS, respectively.

A summary and discussion of the potentiometric elevations across the site, the groundwater and surface water analytical results, and the conclusions based on the November 2016 sampling event are included below.

2.0 Field Sampling and Laboratory Analysis

The groundwater and surface water sampling activities for this semiannual event were conducted from November 8 to 21, 2016 by Pace Analytical Services, Inc., (Pace) under contract with Volusia County (County). A site map showing the monitoring locations is included as Figure 1. Field sampling procedures were performed in accordance with the Quality Assurance Rule, Chapter 62-160 of the Florida Administrative Code (FAC). All field work, sampling methodologies, data evaluation, data Quality Assurance/Quality Control (QA/QC), and laboratory analyses were conducted in accordance with the site permit and applicable FDEP Standard Operating Procedures (SOPs). A description of the field and laboratory activities is provided in the following paragraphs.

2.1 Groundwater and Surface Water Sampling

The depth to groundwater was measured to the nearest 0.01 ft referenced to the top of the PVC casing prior to purging each well. The water table elevations were calculated by subtracting the depth to water measurement from the reference datum. The groundwater elevation data is provided in Table 1. The surface water levels (staff gage readings) for SW-2 through SW-5 and SW-11 through SW-12 were measured, and the calculated surface water elevations are provided in Table 2. Groundwater samples for those wells with WACS Report Type of SEMGW and ANNGW were collected during this monitoring event (Table 1). Each monitoring well was purged and

sampled using a peristaltic pump after field measured parameters (pH, conductivity, temperature, dissolved oxygen, and turbidity) reached stability in accordance with FDEP SOPs. Field parameters were recorded in field-sampling logs (Attachment 1) during purging and at the time of sampling. The groundwater wells sampled during this semiannual event are listed in Tables 4 through 7 (23 wells in Zone 1-2, 21 wells in Zone 3-4, 2 wells in Zone 6, and 3 wells in the Floridan aquifer). Seven surface water samples (Table 2) were also collected during the sampling event. The collected samples were placed on ice and shipped to the PACE laboratory under signed chain of custody documentation. A trip blank and equipment blank were also included in the laboratory analyses.

2.2 Laboratory Analysis

The parameters listed in the MPIS for the facility for groundwater and surface water samples were analyzed during this event. Table 3 lists the parameters and the analytical methods. The groundwater analytical results were evaluated based on the primary drinking water standards (PDWS) and secondary drinking water standards (SDWS) listed in Chapter 62-550, FAC and the Groundwater Cleanup Target Levels (GCTL) listed in Chapter 62-777, FAC. Surface water samples were evaluated based on the surface water criteria listed in Chapter 62-302.530, F.A.C.

3.0 Groundwater and Surface Water Elevations

The groundwater and surface water elevations, calculated from November 8, 2016 water level measurements, are shown in Tables 1 and 2, respectively. The groundwater potentiometric maps for aquifer Zones 1-2, 3-4, 6, and the Florida aquifer are included in Figures 2 through 5, respectively. The groundwater potentiometric maps indicate a north and northeasterly groundwater flow direction for all aquifer zones across the TFRLF with minor mounding near B74 in Zone 1-2. These groundwater flow directions across the site are similar to historical groundwater flow determinations.

Surface water elevations for Zone 1-2 are shown in Table 2. The surface water levels are comparable to the groundwater levels at nearby wells for Zone 1-2 (Figure 2).

4.0 Laboratory Results

4.1 Groundwater Results

Groundwater parameters that reported levels above the PDWS, SDWS, and GCTL standards during this sampling event include ammonia, arsenic, benzene, chloride, iron, lead, and mercury, sodium, total dissolved solids (TDS), and pH. A summary of the groundwater parameters detected above their respective detection limits are included in Tables 4 (Surficial Zone 1-2), 5 (Surficial Zones 3-6), and 6 (Floridan aquifer). The full laboratory analytical results and field sampling logs provided by Pace are included in Attachment 1. The parameter exceedances are detailed below:

4.1.1 Ammonia-N

Ammonia-N was detected above the GCTL of 2.8 milligrams per liter (mg/L) in Zone 1-2 compliance wells B-1B (21.7 mg/L), B75 (3.0 mg/L), and B85 (19.2 mg/L); Zone 4 compliance wells B2 (5.5 mg/L) and MO5-B (3.9 mg/L); and Zone 6 compliance well B85-6 (17.8 mag/L). These detections are consistent with the historic results at these wells. Ammonia did not exceed the GCTL in the Floridan aquifer. The likely source of groundwater ammonia-N is from microbial degradation of organics including plant and animal tissues and discarded materials (see detail in the HDR response letter to DEP dated October 9, 2015).

4.1.2 Arsenic

Arsenic was detected above the PDWS of 10 µg/L in four Zone 1-2 groundwater compliance wells (B39 (21.4 µg/L), (B45-2 (9.4 µg/L), B73-2 (6.7 µg/L), and B75 (20.2 µg/L)) and one Zone 1-2 background well (B34-2 (5.1 µg/L). Arsenic has historically been detected above the PDWS in the groundwater at the landfill. Arsenic was not detected in other groundwater wells during this event.

4.1.3 Benzene

Benzene was detected above the PDWS of 1.0 µg/L in one Zone 4 compliance well (B37-1 at 7.6 µg/L), one Zone 4 background well (B36 at 1.8 µg/L), and one Zone 6 compliance well (B85-6 at 1.8 µg/L). Benzene was not detected in the other wells during this event.

4.1.4 Iron

Iron was detected above the SDWS of 300 µg/L in most groundwater monitoring wells in surficial Zones (1-2, 3-4, and 6) and in the Florida aquifer. Exceptions include Floridan aquifer wells FA-2C (not detected), F-MB (106 µg/L), and Zone 1-2 well B72 (64.8 µg/L). These detections are consistent with the historical results. Historical groundwater quality data indicate elevated iron concentrations in wells are typical groundwater conditions at TFRLF.

4.1.5 pH

The pH levels were below the SDWS pH lower limit of 6.5 in fifteen of the twenty-three wells in Zone 1-2, eighteen of the twenty-two wells in Zone 4, and in one of the two wells at Zone 6. The pH values were within the SDWS range for pH in the Floridan aquifer. Historically, field pH values in the surficial aquifer at the TFRLF are below the SDWS lower limit.

4.1.6 Chloride

Chloride concentrations exceeding the SDWS of 250 mg/L were detected in Zone 1-2 well B44 (286 mg/L), Zone 4 well B8-2 (572 mg/L), and Zone 6 well B85-6 (271 mg/L). Chloride was not detected above the SDWS in other wells during this event. In a letter dated October 26, 2009, the

FDEP indicated that implementation of evaluation monitoring for chloride is not required. Therefore, no additional actions are recommended at this time.

4.1.7 Sodium

Sodium was detected at or above the PDWS of 160 mg/L in Zone 4 well B37-1 (257 mg/L) and in Zone 6 well B85-6 (188 mg/L). Sodium was not detected above the PDWS in other wells during this event. In a letter dated October 26, 2009, the FDEP indicated that implementation of evaluation monitoring for sodium is not required. Therefore, no additional action is recommended at this time.

4.1.8 TDS

TDS concentrations exceeding the SDWS, of 500 mg/L, were detected in six Zone 1-2 wells, eleven Zone 3-4 wells, and one Zone 6 well. TDS was not detected above the SDWS in the Floridan aquifer. TDS has historically exceeded the SDWS at the TFRLF.

4.1.9 Lead

Lead was detected above the PDWS of 15 µg/L in two Zone 1-2 wells (B44 (5.6 µg/L) and (B45-2 (6.6 µg/L)), three Zone 4 wells (B8-2 (8.6 µg/L), B40-1 (5.3 µg/L), and B82-1 (16.9 µg/L)), and one Zone six well (B87-6 (21.2 µg/L)). Lead was not detected in other groundwater wells during this event. Lead has not been detected in groundwater in recent events. It is recommended that lead be observed in upcoming events to determine if these detections are anomalous or an indication of impacted groundwater. The apparent impact to Zone 4 wells are scattered around the site (B8-2 is west of the TFRL, B82-1 is north of the closed Class III, B40-1 is southeast of the Class III. The two Zone 4 wells (B45-2 and B44) and the Zone 6 well are north of the Class III. The lead was detected in three different surficial aquifer zones, and all but one of the impacted samples were collected on the same day. Therefore, it is likely that the samples were contaminated during collection. Note that only two of the six impacted samples exceeded the PDWS.

4.1.10 Mercury

Mercury was detected above the PDWS of 2 µg/L in Zone 4 compliance well B5 at 3.9 µg/L. Mercury was not detected in other groundwater wells during this event. There is no recent history of Mercury detection at the TFRL. It is recommended that mercury be observed in upcoming events to determine if these detections are anomalous or an indication of impacted groundwater.

4.2 Surface Water Quality Results

Surface water quality samples were collected on November 8, 2016, by Pace from seven surface water sampling locations: SW-1, SW-2, SW-3, SW-4, SW-5, SW-11, and SW-12. The pH was detected within the Class III fresh water range (6.0 – 8.5 S.U.) in all surface water samples. Dissolved oxygen at one of six surface water points (SW-3) was detected below the Class III fresh water limit (>5 mg/L). Iron was detected in SW-5 above the Class III Standard of 1000 µg/L. These

detections are consistent with the historic results. No other parameters (including unionized ammonia-N) were detected above any surface water standards. The fecal coliforms counts from all surface water samples were below the monthly average limit.

5.0 Conclusions and Recommendations

The findings from the 2016 second semiannual sampling event indicate a northeasterly groundwater flow direction. The parameters detected above the groundwater and surface water standards at the site are comparable to historical data. Parameters that exceeded groundwater standards include ammonia, arsenic, benzene, chloride, iron, lead, mercury, sodium, TDS, and pH. Surface water parameters detected above their respective Class III criteria during the 2016 second semiannual sampling event include dissolved oxygen and iron. Exceedances found in the groundwater and surface water samples are consistent with historical data. Most of these parameters showed a decreasing trend from historic data. Since the unionized ammonia-N was not detected in the surface water above the detection limit, no actions are required regarding groundwater ammonia-N detections. The current groundwater and surface water monitoring network are intact and it is recommended to continue groundwater and surface water monitoring in accordance with the MPIS in the current permit. Currently, the TFRLF is performing B5/B37 area semiannual assessment monitoring and B5 area remediation action status and evaluation monitoring.

6.0 Professional Certification

This document has been prepared under my direction in general accordance with Chapter 62-701, Florida Solid Waste Management Facility Regulations. The information contained within this report is to the best of my knowledge and belief, true, accurate, and complete.

Catches, John

Digitally signed by Catches, John
DN: E=John.Catches@hdrinc.com, CN="Catches, John", OU=Users, OU=Jacksonville-200 West Forsyth St, OU=Florida, OU=United States, OU=Offices, DC=intranet, DC=hdr
Location: HDR Jacksonville
Reason: I am the author of this document
Contact Info: (904)598-8900
Date: 2017.02.07 14:21:20-05'00'

JOHN S. CATCHES
No. 2203
STATE OF FLORIDA
PROFESSIONAL GEOLOGIST

John S. Catches, PG
HDR Engineering, Inc.
FL License No. 2203

Florida Department of Environmental Protection

Bob Martinez Center
2600 Blair Stone Road
Tallahassee, Florida 32399-2400

DEP Form #: 62-701.900(31), F.A.C
Form Title: Water Quality Monitoring Certification
Effective Date: January 6, 2010
Incorporated in Rule 62-701.510(9), F.A.C.

WATER QUALITY MONITORING CERTIFICATION

PART I GENERAL INFORMATION

(1) Facility Name Tomoka Farms Road Landfill

Address 1990 Tomoka Farms Road

City Port Orange Zip 32124 County Volusia

Telephone Number (386)947-2952

(2) WACS Facility ID 64-00027540

(3) DEP Permit Number 0078767-038-SO-MM

(4) Authorized Representative's Name Leonard Marion Title Director of Solid Waste

Address 1990 Tomoka Farms Road

City Port Orange Zip 32124 County Volusia

Telephone Number (386)947-2952

Email address (if available) lmarion@volusia.org

CERTIFICATION

I certify under penalty of law that I have personally examined and am familiar with the information submitted in this document and all attachments and that, based on my inquiry of those individuals immediately responsible for obtaining the information, I believe that the information is true, accurate, and complete. I am aware that there are significant penalties for submission of false information including the possibility of fine and imprisonment.

2-6-17
(Date)

(Owner or Authorized Representative's Signature)

PART II QUALITY ASSURANCE REQUIREMENTS

Sampling Organization 860198

Analytical Lab NELAC / HRS Certification # E83079

Lab Name PACE Analytical Services, Inc.

Address 8 East Tower Circle, Ormand Beach, FL 32174

Phone Number (386)672-5668

Email address (if available) Jeff.Baylor@pacelabs.com

Figures

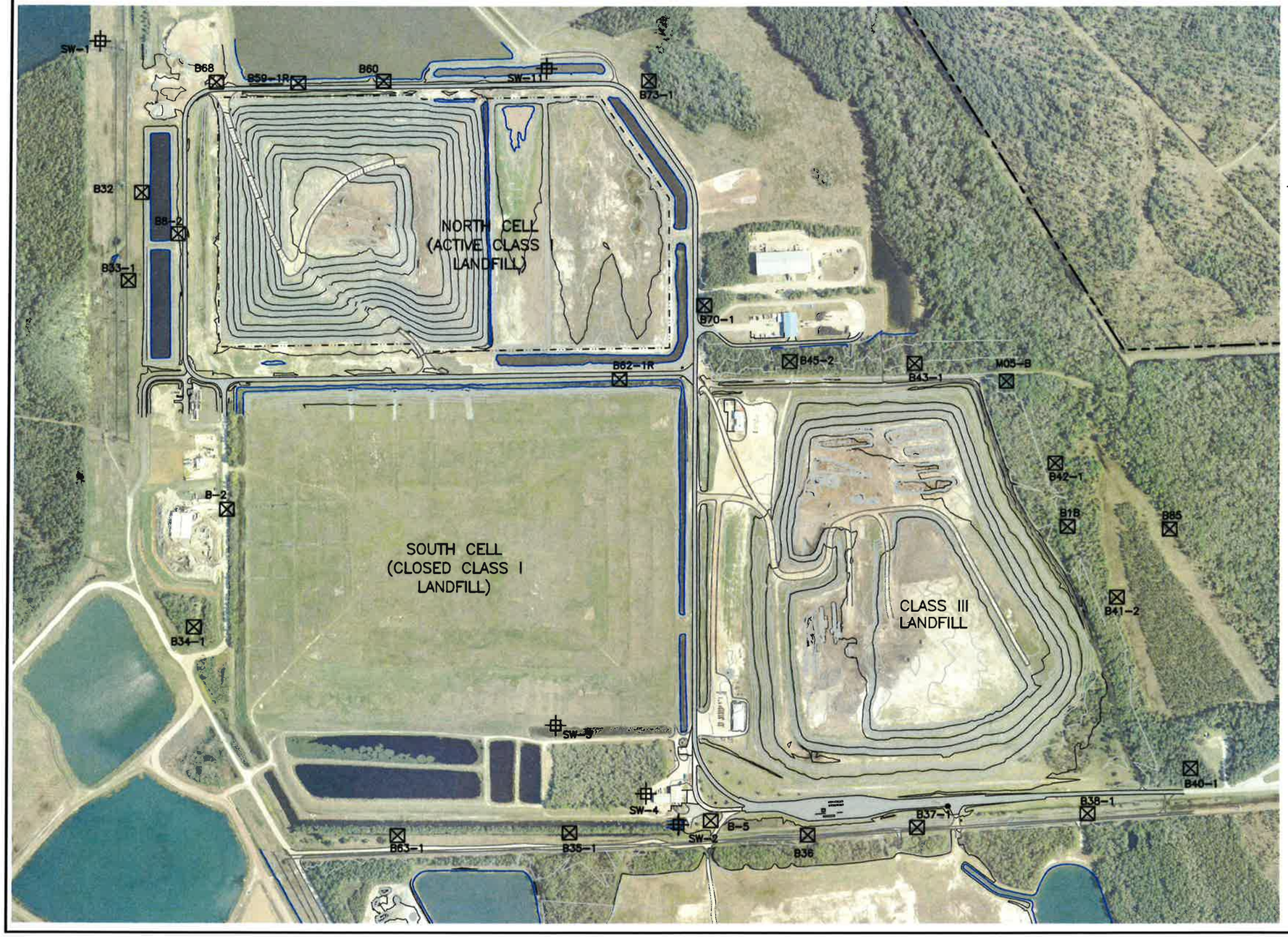

N

SCALE IN FEET

−600 0 600 1200

LEGEND

- B37−1 ⊠ MONITORING WELL
- SW−1 ⊞ SURFACE WATER SAMPLING LOCATION
- FACILITY BOUNDARY
- WASTE UNIT BOUNDARY

HDR

PROJECT TITLE TOMOKA FARMS ROAD LANDFILL

SHEET TITLE
SITE MAP

PROJECT NUMBER
235490

PROJECT MANAGER
J. CATCHES

DATE
07/2015

REFERENCE SHEET

REFERENCE DOCUMENT

EXHIBIT NUMBER
FIGURE 1

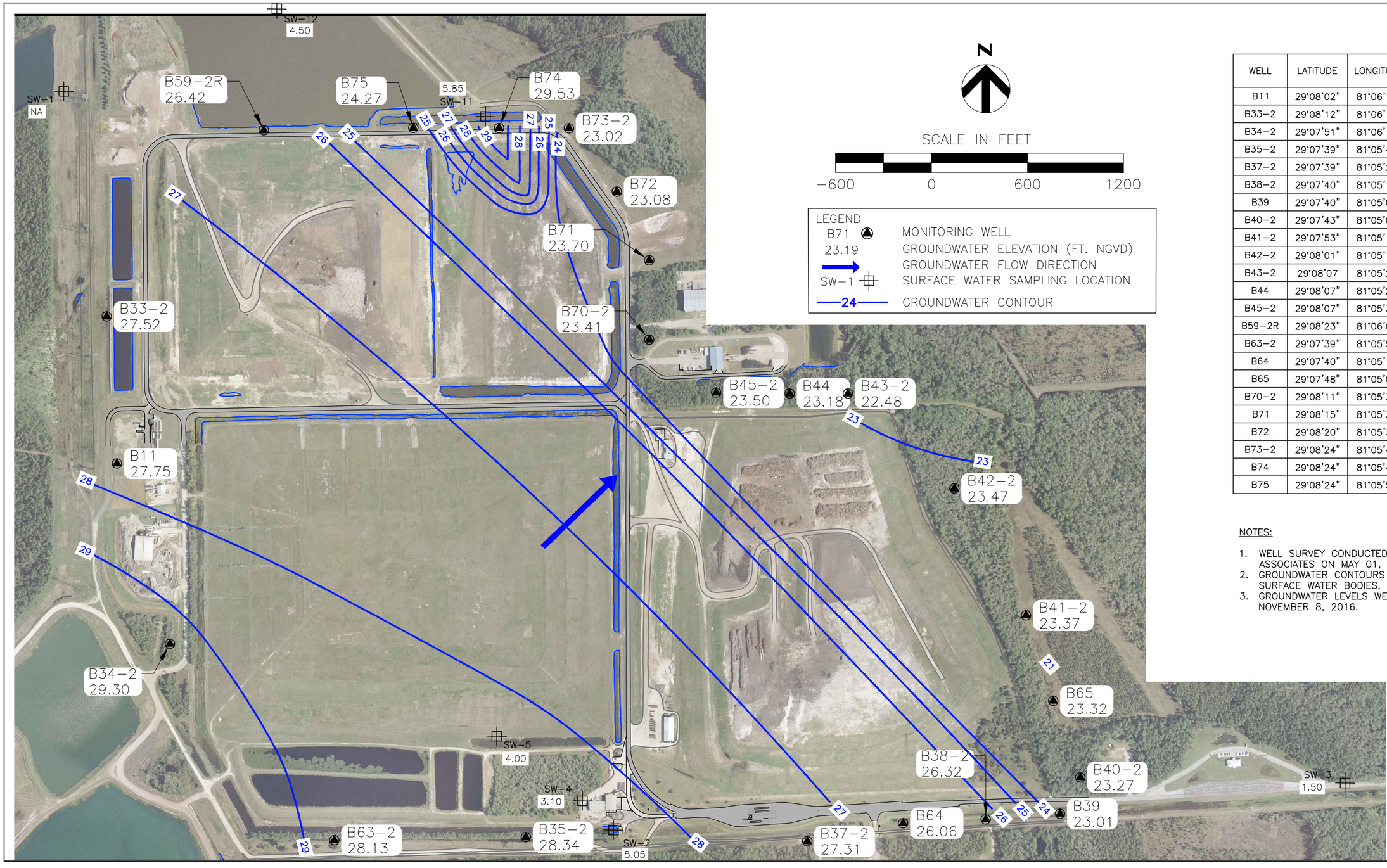

N

SCALE IN FEET

−600 0 600 1200

LEGEND

- B71 / 23.19 — MONITORING WELL; GROUNDWATER ELEVATION (FT. NGVD)
- GROUNDWATER FLOW DIRECTION
- SW−1 — SURFACE WATER SAMPLING LOCATION
- 24 — GROUNDWATER CONTOUR

WELL	LATITUDE	LONGITUDE	TOP OF CASING ELEVATION (NGVD)
B11	29°08'02"	81°06'14"	32.95
B33−2	29°08'12"	81°06'14"	32.97
B34−2	29°07'51"	81°06'11"	31.20
B35−2	29°07'39"	81°05'46"	29.34
B37−2	29°07'39"	81°05'25"	28.76
B38−2	29°07'40"	81°05'13"	28.12
B39	29°07'40"	81°05'08"	29.09
B40−2	29°07'43"	81°05'07"	27.67
B41−2	29°07'53"	81°05'11"	29.27
B42−2	29°08'01"	81°05'16"	28.47
B43−2	29°08'07	81°05'23"	28.23
B44	29°08'07"	81°05'27"	30.03
B45−2	29°08'07"	81°05'32"	30.35
B59−2R	29°08'23"	81°06'05"	33.12
B63−2	29°07'39"	81°05'59"	30.38
B64	29°07'40"	81°05'19"	28.22
B65	29°07'48"	81°05'09"	27.97
B70−2	29°08'11"	81°05'37"	31.51
B71	29°08'15"	81°05'37"	30.75
B72	29°08'20"	81°05'39"	28.93
B73−2	29°08'24"	81°05'42"	28.95
B74	29°08'24"	81°05'47"	33.78
B75	29°08'24"	81°05'53"	31.62

NOTES:

1. WELL SURVEY CONDUCTED BY SLIGER & ASSOCIATES ON MAY 01, 2009.
2. GROUNDWATER CONTOURS DO NOT INCLUDE THE SURFACE WATER BODIES.
3. GROUNDWATER LEVELS WERE MEASURED ON NOVEMBER 8, 2016.

PROJECT TITLE: TOMOKA FARMS ROAD LANDFILL

SHEET TITLE: ZONES 1 & 2 GROUNDWATER POTENTIOMETRIC MAP
2ND 2016 SEMIANNUAL SAMPLING EVENT

PROJECT NUMBER: 10020897
PROJECT MANAGER: J. CATCHES
DATE: 11/2016

REFERENCE SHEET:
REFERENCE DOCUMENT:
EXHIBIT NUMBER: FIGURE 2

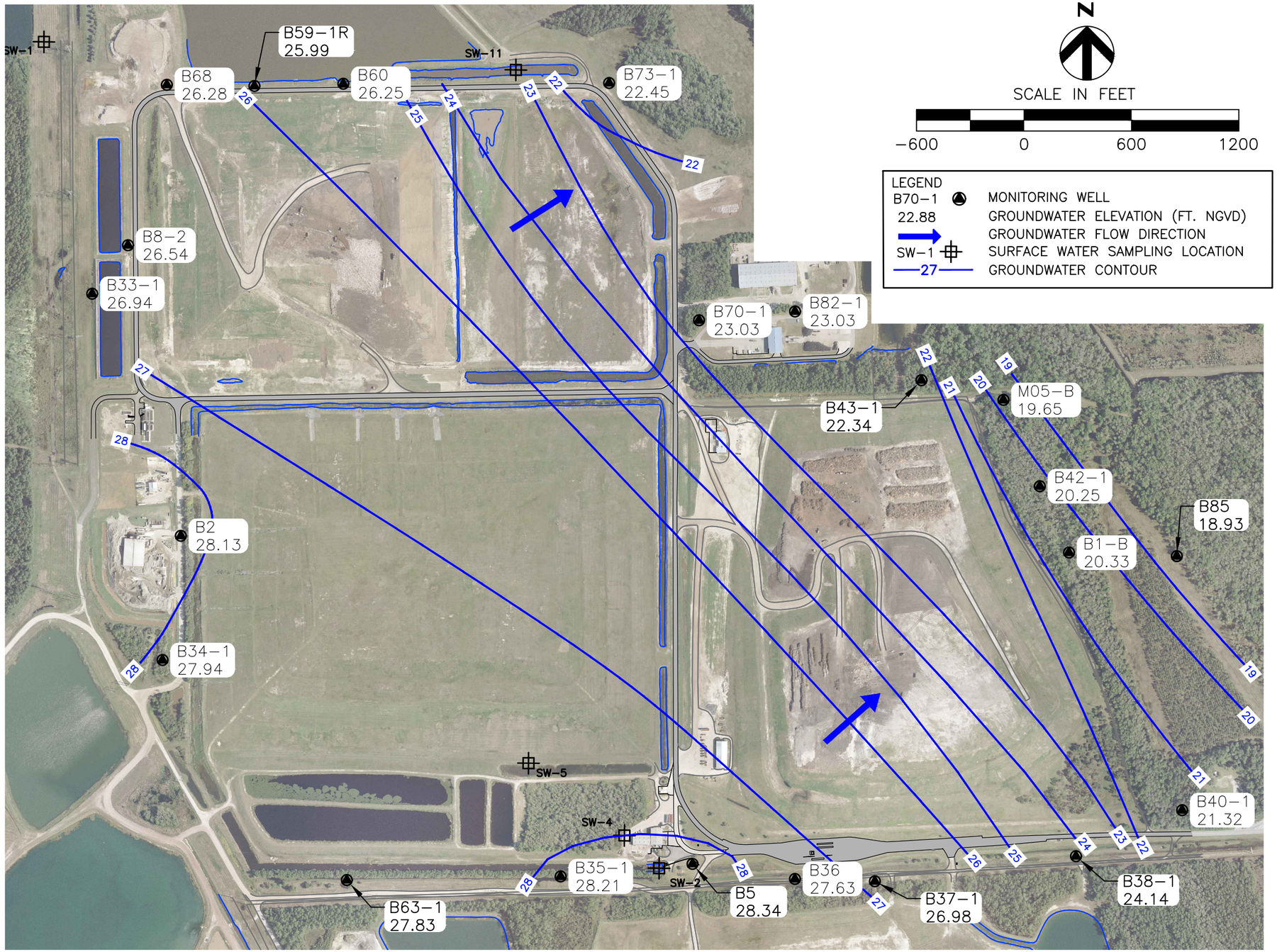

N

SCALE IN FEET

−600 0 600 1200

LEGEND

B70−1 22.88	MONITORING WELL GROUNDWATER ELEVATION (FT. NGVD)
	GROUNDWATER FLOW DIRECTION
SW−1	SURFACE WATER SAMPLING LOCATION
27	GROUNDWATER CONTOUR

WELL	LATITUDE	LONGITUDE	TOP OF CASING ELEVATION (NGVD)
B1−B	29°07'57"	81°05'14"	28.78
B2	29°07'58"	81°06'09"	34.53
B5	29°07'40"	81°05'38"	32.59
B8−2	29°08'14"	81°06'11"	33.37
B33−1	29°08'12"	81°06'14"	34.69
B34−1	29°07'51"	81°06'11"	31.19
B35−1	29°07'39"	81°05'46"	29.26
B36	29°07'39"	81°05'31"	29.33
B37−1	29°07'39"	81°05'25"	28.63
B38−1	29°07'40"	81°05'13"	28.24
B40−1	29°07'43"	81°05'07"	27.77
B42−1	29°08'01"	81°05'16"	28.30
B43−1	29°08'07"	81°05'23"	28.09
B59−1R	29°08'23"	81°06'05"	32.44
B60	29°08'24"	81°05'59"	32.95
B63−1	29°07'39"	81°05'59"	30.03
B68	29°08'23"	81°06'10"	32.98
B70−1	29°08'11"	81°05'37"	31.03
B73−1	29°08'24"	81°05'42"	29.20
M05−B	29°08'06"	81°05'18"	29.80
B82−1	29°08'11"	81°05'30"	30.78
B85	29°07'57"	81°05'06"	27.07

NOTES:

1. WELL SURVEY CONDUCTED BY SLIGER & ASSOCIATES ON MAY 01, 2009.
2. GROUNDWATER LEVELS WERE MEASURED ON NOVEMBER 8, 2016.

PROJECT TITLE TOMOKA FARMS ROAD LANDFILL

SHEET TITLE
ZONE 4 GROUNDWATER POTENTIOMETRIC MAP
2ND 2016 SEMIANNUAL SAMPLING EVENT

PROJECT NUMBER 235490

PROJECT MANAGER J. CATCHES

DATE 11/2016

REFERENCE SHEET

REFERENCE DOCUMENT

EXHIBIT NUMBER FIGURE 3

N

SCALE IN FEET

−600 0 600 1200

LEGEND

B76-6	MONITORING WELL
18.42	GROUNDWATER ELEVATION (FT. NGVD)
	GROUNDWATER FLOW DIRECTION
SW-1	SURFACE WATER SAMPLING LOCATION
20	GROUNDWATER CONTOUR

WELL	LATITUDE	LONGITUDE	TOP OF CASING ELEVATION (NGVD)
B85-6	29°07'57"	81°05'05"	27.02
B87-6	29°08'15"	81°05'26"	29.37

NOTES:

1. WELL SURVEY CONDUCTED BY SLIGER & ASSOCIATES ON MAY 01, 2009.
2. GROUNDWATER LEVELS WERE MEASURED ON NOVEMBER 8, 2016.

PROJECT TITLE TOMOKA FARMS ROAD LANDFILL

SHEET TITLE
ZONE 6 GROUNDWATER POTENTIOMETRIC MAP
2ND 2016 SEMIANNUAL SAMPLING EVENT

PROJECT NUMBER 235490

PROJECT MANAGER J. CATCHES

DATE 11/2016

REFERENCE SHEET

REFERENCE DOCUMENT

EXHIBIT NUMBER FIGURE 4

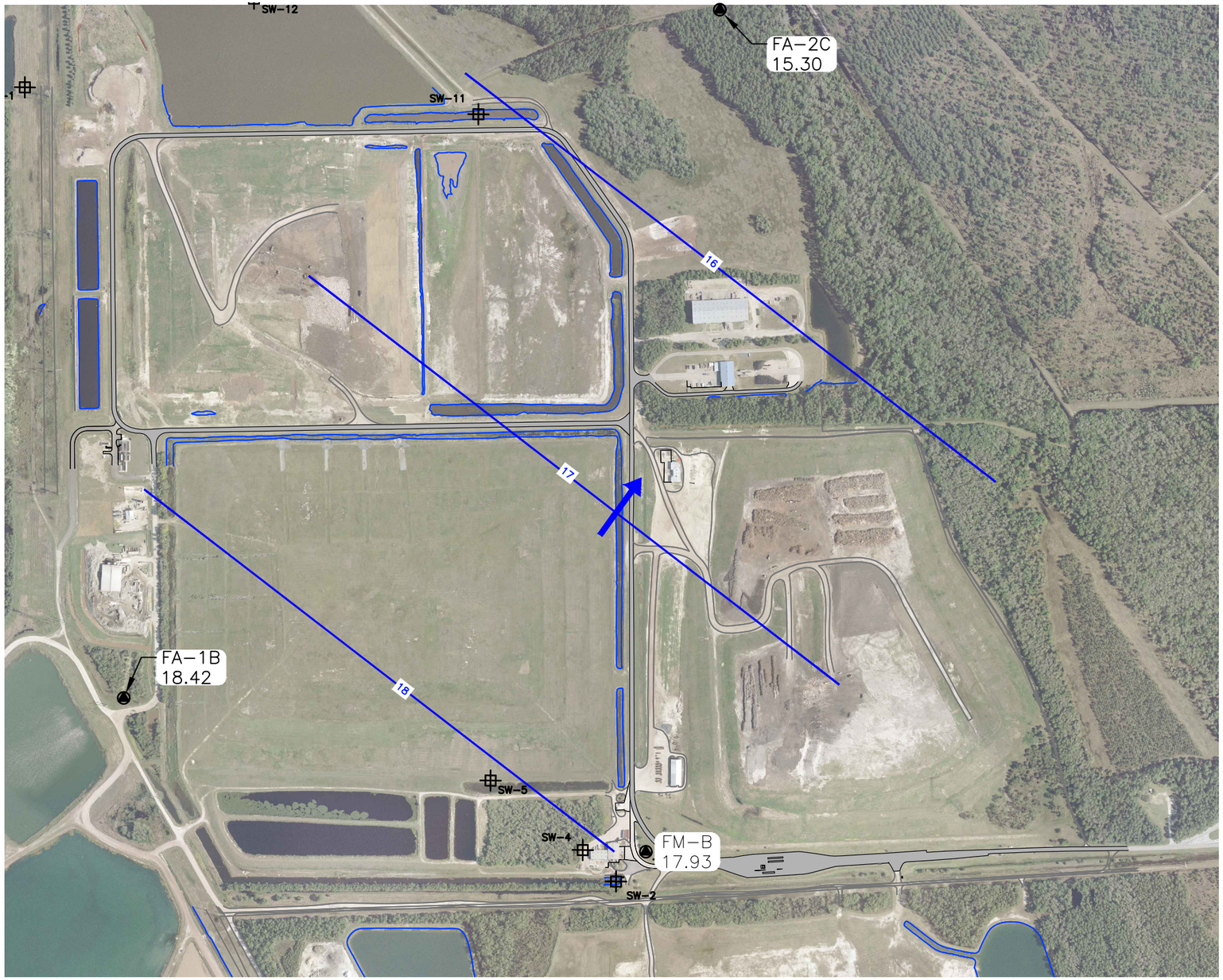

N

SCALE IN FEET

−700 0 700 1400

LEGEND

FA−2C	MONITORING WELL
15.30	GROUNDWATER ELEVATION (FT. NGVD)
	GROUNDWATER FLOW DIRECTION
SW−1	SURFACE WATER SAMPLING LOCATION
16	GROUNDWATER CONTOUR

WELL	LATITUDE	LONGITUDE	TOP OF CASING ELEVATION (NGVD)
FA−1B	29°07'51"	81°06'11"	32.22
FA−2C	29°08'31"	81°05'32"	28.10
F−MB	29°07'42"	81°05'36"	33.88

NOTES:

1. WELL SURVEY CONDUCTED BY SLIGER & ASSOCIATES ON MAY 01, 2009.
2. GROUNDWATER LEVELS WERE MEASURED ON NOVEMBER 8, 2016.

PROJECT TITLE TOMOKA FARMS ROAD LANDFILL

SHEET TITLE
FLORIDAN AQUIFER GROUNDWATER POTENTIOMETRIC MAP
2ND 2016 SEMIANNUAL SAMPLING EVENT

PROJECT NUMBER 235490

PROJECT MANAGER J. CATCHES

DATE 11/2016

REFERENCE SHEET

REFERENCE DOCUMENT

EXHIBIT NUMBER FIGURE 5

Tables

Table 1
Groundwater Elevation Data
2016 Second Semiannual Compliance Monitoring Event
Tomoka Farms Landfill
Monitoring Date: November 8, 2016

Well Number	Aquifer Zone	WACS Report Type	Top of Casing (feet, NGVD)	Depth to Water (ft below TOC)	Groundwater Elevation (ft, NGVD)
Zone 1 & 2					
B11	1-2	SEMGW	32.95	5.20	27.75
B33-2	1-2	SEMGW	32.97	5.45	27.52
B34-2	1-2	SEMGW	31.20	1.90	29.30
B35-2	1-2	SEMGW	29.34	1.00	28.34
B37-2	1-2	SEMGW	28.76	1.45	27.31
B38-2	1-2	SEMGW	28.12	1.80	26.32
B-39	1-2	SEMGW	29.09	6.08	23.01
B40-2	1-2	SEMGW	27.67	4.40	23.27
B41-2	1-2	SEMGW	29.27	5.90	23.37
B42-2	1-2	SEMGW	28.47	5.00	23.47
B43-2	1-2	SEMGW	28.23	5.75	22.48
B44	1-2	SEMGW	30.03	6.85	23.18
B45-2	1-2	SEMGW	30.35	6.85	23.50
B59-2R	1-2	SEMGW	33.12	6.70	26.42
B63-2	1-2	SEMGW	30.38	2.25	28.13
B64	1-2	SEMGW	28.22	2.16	26.06
B65	1-2	SEMGW	27.97	4.65	23.32
B70-2	1-2	SEMGW	31.51	8.10	23.41
B71	1-2	SEMGW	30.75	7.05	23.70
B72	1-2	SEMGW	28.93	5.85	23.08
B73-2	1-2	SEMGW	28.95	5.93	23.02
B74	1-2	SEMGW	33.78	4.25	29.53
B75	1-2	SEMGW	31.62	7.35	24.27
Zone 4					
B-1B	4	ANNGW	28.78	8.45	20.33
B-2	4	ANNGW	34.53	6.40	28.13
B-5	4	ANNGW	32.59	4.25	28.34
B8-2	4	ANNGW	33.37	6.83	26.54
B33-1	4	ANNGW	34.69	7.75	26.94
B34-1	4	ANNGW	31.19	3.25	27.94
B35-1	4	ANNGW	29.26	1.05	28.21
B-36	4	ANNGW	29.33	1.70	27.63
B37-1	4	ANNGW	28.63	1.65	26.98
B38-1	4	ANNGW	28.24	4.10	24.14
B40-1	4	ANNGW	27.77	6.45	21.32
B42-1	4	ANNGW	28.30	8.05	20.25
B43-1	4	SEMGW	28.09	5.75	22.34
B59-1R	4	ANNGW	32.44	6.45	25.99
B60	4	ANNGW	32.95	6.70	26.25
B63-1	4	ANNGW	30.03	2.20	27.83
B68	4	ANNGW	32.98	6.70	26.28
B70-1	4	ANNGW	31.03	8.00	23.03
B73-1	4	ANNGW	29.20	6.75	22.45
MO5-B	4	ANNGW	29.80	10.15	19.65
B82-1	4	SEMGW	30.78	7.75	23.03
B85	4	SEMGW	27.07	8.14	18.93
Zone 6					
B85-6	6	SEMGW	27.02	8.15	18.87
B87-6	6	SEMGW	29.37	10.95	18.42
Floridian Aquifer					
FA-1B	FL	SEMGW	32.22	13.80	18.42
FA-2C	FL	SEMGW	28.10	12.80	15.30
FM-B	FL	SEMGW	33.88	15.95	17.93

Notes: btoc = below top of casing;
NGVD = National Geodetic Vertical Datum of 1929.

Table 2. Surface Water Elevation Data
Tomoka Farms Road, Volusia County, Florida
2016 Second Semiannual Compliance Monitoring Event
Monitoring Date: November 8, 2016

Location	WACS Report Type	Staff Gage Reference Elevation (ft NGVD)	Staff Gage Reading (ft)	Surface Water Elevation (ft NGVD)
SW-1	SEMSW	NA*	NA	NA
SW-2	SEMSW	24	5.05	29.05
SW-3	SEMSW	21	1.50	22.50
SW-4	SEMSW	26	3.10	29.10
SW-5	SEMSW	24	4.00	28.00
SW-11	SEMSW	17	5.85	22.85
SW-12	SEMSW	22	4.50	26.50

Note NA* - FDOT removed the staff Gage during construction of the area;
NA** - Water level was below the Staff Gage.

Table 3
Check List of Laboratory Analytical Parameters for Groundwater and Surface Water

Parameters	Method	Groundwater	Surface Water
Appendix I Metals	EPA 6010/6020	X	X
Volatile Organic Compounds	EPA 8260	X	X
1,2-Dibromo-3-chloropropane	EPA 8011	X	X
1,2-Dibromoethane	EPA 8011	X	X
Ammonia-N	EPA 350.1 No Distillation	X	X
Iron & Sodium	EPA 6010	X	X
Mercury	EPA 1631/7470	X	X
Nitrate-N	EPA 300.0 (Nitrate (N))	X	X
TDS	SM18 2540 C	X	X
Chloride	EPA 300.0 (Chloride)	X	NA
TSS	SM18 2540 D	NA	X
Carbon- Total Organic	SM18 5310 B	NA	X
Chlorophyll a	SM18 10200 H	NA	X
BOD	SM18 5210 B	NA	X
COD	EPA 410.4	NA	X
Coliform Fecal	SM18 9222 D (MF)	NA	X
Hardness- Calculated	SM18 2340 B	NA	X
Nitrate-Nitrite (N)	EPA 353.2 (Nitrate-Nitrite (N))	NA	X
Nitrogen- Total	SM18 Total N (TKN+NO2+NO3)	NA	X
Nitrogen- Total Kjeldahl	EPA 351.2	NA	X
Phosphorus- Total	EPA 365.4	NA	X

Note: X - Parameter was analyzed;
NA - Parameter was not analyzed.

Table 4
Summary of Detected Groundwater Parameters, Surficial Zone 1-2 Wells
Tomoka Farm Road Landfill, Volusia County
2016 Second Semiannual Monitoring
Sampling Date: November 9 - 21, 2016

Parameter	Standard	Detected Results																						Units
		B11	B33-2	B34-2	B35-2	B37-2	B38-2	B39	B40-2	B41-2	B42-2	B43-2	B44	B45-2	B59-2R	B63-2	B64	B65	B70-2	B71	B72	B73-2	B74	B75	
Field Measured Parameters																								
Dissolved Oxygen	NS	0.09	1.1	0.14	0.04	0.19	0.24	0.35	0.09	0.06	0.28	0.39	0.18	0.16	0.17	0.05	0.19	0.06	0.29	0.38	0.9	3.01	0.12	0.1	mg/L
Oxydation Reduction Potential		34.5	38.8	-129.2	29.5	0	0	125.7	71.2	-47.6	100.3	0	0	0	-45.9	-79.3	0	38	67.3	-89.8	107.9	65.1	-69.5	-67.8	
pH	6.5-8.5**	**5.26**	6.84	6.88	**5.55**	**5.80**	**5.88**	**5.08**	**5.91**	6.56	**5.75**	6.75	**5.02**	**5.43**	6.61	6.63	**6.43**	**5.94**	**6.11**	**5.99**	6.63	**6.44**	6.69	**6.26**	S.U.
Specific Conductance	NS	214	1135	1720	535	419	511	181	764	804	537	24	1240	371.5	777	704	758	546	452	324	530	317	751	1377	µmhos/cm
Temperature, Water	NS	26.9	25.2	23.66	22.9	23.45	22.52	23.87	23.2	22.3	2302	6.37	23.7	24	25.65	23.5	22.8	22.4	25.09	25.27	26.41	25.52	23.86	26.05	Deg. C.
Turbidity	NS	0.05	16.9	1.76	1.84	7.71	3.32	19.48	7.72	0.77	1.36	2.59	2.41	3.37	4.7	2.49	4.84	3.75	5.62	1.23	1.5	1.99	0.51	8.99	NTU
General Chemistry																								
Chloride	250**	16.6	55.3	53.1	108	34.1	51.7	21.9	33.4	33	35.3	34.7	286	65.2	23.6	39.2	51.6	35.8	28.8	5.4	3.6	5.5	24	89	mg/L
Nitrogen, Ammonia	2.8***	0.84	<0.02	0.75	1.4	0.31	1.2	0.91	0.38	0.25	0.19	<0.02	0.031	0.023	0.52	0.21	0.75	0.19	0.034	<0.02	<0.02	<0.02	0.15	**3**	mg/L
Nitrogen, Nitrate	10*	0.02	0.092	0.016	0.033	0.017	<0.01	0.018	0.029	0.016	0.029	0.019	0.07	0.36	0.032	0.022	0.023	0.015	0.37	0.026	0.06	0.092	0.018	0.052	mg/L
Sodium	160*	11.1	127	49	79.3	30.2	38.9	16.5	26.1	24.9	24.5	29	99.2	21.8	32.2	33	41.3	27	24.1	4.2	4.1	5	41.8	60.4	mg/L
Total Dissolved Solids	500**	164	**764**	**1,130**	323	265	347	194	**533**	**504**	356	152	**592**	203	477	422	455	387	261	185	280	201	424	**738**	mg/L
Trace Metals																								
Antimony		<0.5	2.7	<0.5	<0.5	<0.5	<0.5	<0.5	<0.5	<0.5	<0.5	<0.5	<0.5	<0.5	<0.5	<0.5	<0.5	<0.5	<0.5	<0.5	<0.5	<0.5	<0.5	<0.5	µg/L
Arsenic	10*	<5	<5	5.1	<5	<5	<5	**21.4**	<5	<5	<5	<5	<5	9.4	<5	<5	<5	<5	<5	<5	<5	6.7	<5	**20.2**	µg/L
Barium	2000	63.1	72.1	109	85	24	30.2	26.3	50.5	48.8	72.5	16.6	112	61.8	82.8	46.9	70	59.2	53.7	19.3	30.9	32.8	42.8	122	µg/L
Beryllium	2*	0.71	<0.5	0.5	<0.5	<0.5	<0.5	<0.5	<0.5	<0.5	<0.5	<0.5	0.66	<0.5	<0.5	<0.5	<0.5	<0.5	<0.5	<0.5	<0.5	<0.5	<0.5	<0.5	µg/L
Cadmium	5*	<0.5	<0.5	<0.5	<0.5	<0.5	<0.5	<0.5	<0.5	<0.5	<0.5	<0.5	<0.5	<0.5	<0.5	<0.5	0.54	<0.5	<0.5	<0.5	<0.5	<0.5	<0.5	<0.5	µg/L
Chromium	100*	3.6	6.1	<2.5	5	<2.5	<2.5	11	<2.5	<2.5	4.6	<2.5	<2.5	<2.5	<2.5	<2.5	<2.5	3.7	<2.5	<2.5	<2.5	<2.5	<2.5	<2.5	µg/L
Copper	1000**	<2.5	5.1	<2.5	<2.5	<2.5	<2.5	<2.5	<2.5	<2.5	<2.5	<2.5	<2.5	<2.5	<2.5	<2.5	3.7	<2.5	<2.5	<2.5	<2.5	<2.5	<2.5	6.6	µg/L
Iron	300**	**3450**	**1120**	**17500**	**10000**	**10700**	**5040**	**10900**	**1480**	**1600**	**1190**	**618**	**30700**	**6220**	**4700**	**8700**	**30800**	**2480**	**1420**	**526**	64.8	**854**	**3440**	**54000**	µg/L
Lead	15*	<5	<5	<5	<5	<5	<5	<5	<5	<5	<5	<5	5.6	6.6	<5	<5	<5	<5	<5	<5	<5	<5	<5	<5	µg/L
Mercury	2*	<0.1	0.1	0.1	<0.1	<0.1	<0.1	<0.1	<0.1	<0.1	<0.1	<0.1	<0.1	<0.1	<0.1	<0.1	<0.1	<0.1	<0.1	<0.1	<0.1	<0.1	<0.1	<0.1	µg/L
Nickel	100*	<2.5	3.9	8.2	<2.5	<2.5	<2.5	<2.5	<2.5	<2.5	<2.5	<2.5	<2.5	4.8	<2.5	<2.5	<2.5	<2.5	<2.5	<2.5	<2.5	<2.5	<2.5	<2.5	µg/L
Selenium	50*	<7.5	7.9	<7.5	<7.5	<7.5	<7.5	<7.5	<7.5	<7.5	<7.5	<7.5	8.7	<7.5	<7.5	<7.5	<7.5	<7.5	<7.5	<7.5	<7.5	<7.5	8.9	<7.5	µg/L
Vanadium	49***	16.6	14.4	<5	8.5	<5	<5	47	7.4	<5	<5	<5	18.4	9.2	<5	<5	<5	9.1	<5	5.3	5.5	<5	<5	5.5	µg/L
Zinc	5000**	<10	<10	<10	<10	<10	<10	<10	<10	<10	<10	<10	<10	87.5	<10	<10	<10	<10	<10	13.4	35.8	10.8	<10	<10	µg/L
VOCs																								
Benzene	1*	<0.1	<0.1	<0.1	<0.1	<0.1	<0.1	<0.1	<0.1	<0.1	<0.1	<0.1	<0.1	<0.1	<0.1	<0.1	<0.1	<0.1	<0.1	<0.1	<0.1	<0.1	<0.1	<0.1	µg/L
Chlorobenzene	100*	<0.5	<0.5	<0.5	<0.5	<0.5	<0.5	<0.5	<0.5	<0.5	<0.5	<0.5	<0.5	<0.5	<0.5	<0.5	<0.5	<0.5	<0.5	<0.5	<0.5	<0.5	<0.5	<0.5	µg/L
Vinyl chloride	1*	<0.5	<0.5	<0.5	<0.5	<0.5	<0.5	<0.5	<0.5	<0.5	<0.5	<0.5	<0.5	<0.5	<0.5	<0.5	<0.5	<0.5	<0.5	<0.5	<0.5	<0.5	<0.5	<0.5	µg/L

Note:

* - Primary Drinking Water Standard (62-520 F.A.C.);

** - Secondary Drinking Water Standard (620-520 F.A.C.);

*** - Groundwater Cleanup Tatrget Level (62-777 F.A.C.);

NS - No Standard;

Bold value indicates that the result is above the standard;

I - Analyte detected below the quantitation limit;

J - Estimated Value. The relative percent difference between the sample and sample duplicate exceeded laboratory control limit;

< -The parameter was detected below the detection limit (value).

Table 5
Summary of Detected Groundwater Parameters, Surficial Zone 3-4
Tomoka Farm Road Landfill, Volusia County
2016 Second Semiannual Monitoring
Sampling Date: November 9 - 21, 2016

Parameter	Standard	Detected Results																						Units
		B1-B	B-2	B33-1	B34-1	B35-1	B36	B37-1	B38-1	B40-1	B42-1	B43-1	B-5	B59-1R	B60	B63-1	B68	B70-1	B73-1	B8-2	B82-1	B85	MO5-B	
Field Measured Parameters																								
Dissolved Oxygen	NS	0.08	0.05	0.09	0.18	0.05	0.05	0.06	0.27	0.11	0.06	0.09	0.07	0.08	0.1	0.05	0.08	0.09	0.13	0.09	0.07	0.06	0.31	mg/L
Oxydation Reduction Potential	NS	-63.3	-17.3	-69.3	-79.9	30.8	-40.6	-79.7	0	30.3	-12.4	0	79.9	-82.7	-69	-68.5	-21.9	26.1	-79.3	68	0	-56.2	-10.1	mV
pH	6.5-8.5	**6.33**	**5.72**	**6.24**	**6.47**	**5.81**	**6.41**	**6.31**	**5.26**	**5.5**	**5.72**	**6.03**	6.59	6.65	**6.48**	6.72	**5.89**	**5.38**	6.56	**5.24**	**6.18**	**6.36**	**6.09**	S.U.
Specific Conductance	NS	1,326	1,009	787	1,418	338	1,937	2,604	375	723	756	810	799	578	585	539	1110	321	760	2,073	476	1,888	1,118	umhos/cm
Temperature, Water	NS	23.1	25.8	24.1	22.93	22.4	22.8	23.2	22.65	22.9	22.8	23.4	24.5	25.44	25.44	23.3	25	24.52	24.32	25.57	25	23.1	23.59	Deg. C.
Turbidity	NS	1.47	4.07	1.15	2.41	1.59	3.5	1.01	0.45	0.05	1.04	3.77	1	1.18	0.68	0.45	0.34	0.41	1.79	2.49	1.16	0.39	0.97	NTU
General Chemistry																								
Chloride	250**	64.1	34.6	101	46.2	55.9	241	227	69	79.5	60.3	98.9	23	47.7	52.5	41.5	31.7	36.4	20.5	**572**	38.3	152	87	mg/L
Iron	300**	**18,300**	**18,700**	**13,100**	**34,000**	**8,930**	**5,950**	**40,100**	**22,600**	**22,600**	**11,400**	**23,900**	**16,600**	**3,720**	**4,040**	**2,200**	**36,100**	**6,150**	**11,900**	**46,700**	**11,200**	**6,740**	**8,410**	µg/L
Nitrogen, Ammonia	2.8***	**21.7**	**5.5**	0.28	0.16	0.15	0.34	0.67	0.083	0.21	0.47	2.2	0.82	1.1	1.6	0.11	2.3	0.038	0.13	0.17	0.12	**19.2**	**3.9**	mg/L
Nitrogen, Nitrate	10*	0.032	0.022	<0.05	0.053	0.033	0.032	0.059	0.044	0.056	0.058	0.057	0.018	0.027	0.019	0.015	0.06	0.019	0.043	0.056	0.045	0.026	0.028	mg/L
Sodium	160*	74.3	29.6	71.7	41	29	134	**257**	30.3	57.1	85.7	77.9	33.7	45.7	46.7	53.8	32.7	27.6	39.7	131	12.9	121	123	mg/L
Total Dissolved Solids	500**	**696**	**698**	**522**	**896**	204	**1,230**	**1,400**	207	484	**529**	418	471	321	329	313	**718**	194	412	**1,250**	291	**996**	**662**	mg/L
Trace Metals																								
Barium	2000*	277	116	60.3	163	87.8	145	252	104	200	101	159	89.7	60.1	80.9	46.7	204	40	48.5	427	45.2	55.3	167	µg/L
Beryllium	4*	<0.5	1.1	<0.5	<0.5	<0.5	0.6	0.77	<0.5	<0.5	0.52	<0.5	<0.5	<0.5	<0.5	<0.5	<0.5	<0.5	<0.5	<0.5	<0.5	<0.5	0.51	µg/L
Chromium	100*	<2.5	3.9	<2.5	<2.5	<2.5	<2.5	<2.5	<2.5	2.8	2.5	<2.5	<2.5	<2.5	<2.5	<2.5	<2.5	<2.5	<2.5	<2.5	<2.5	4.9	<2.5	µg/L
Copper	1000**	<2.5	<2.5	<2.5	<2.5	<2.5	<2.5	<2.5	<2.5	2.8	<2.5	<2.5	<2.5	<2.5	<2.5	<2.5	<2.5	<2.5	<2.5	5.4	<2.5	<2.5	<2.5	µg/L
Lead	15*	<5	<5	<5	<5	<5	<5	<5	<5	5.3	<5	<5	<5	<5	<5	<5	<5	<5	<5	8.6	16.9	<5	<5	µg/L
Mercury	2*	<0.1	0.1	<0.1	<0.1	<0.1	<0.1	<0.1	<0.1	<0.1	<0.1	<0.1	**3.9**	<0.1	<0.1	<0.1	0.1	<0.1	<0.1	<0.1	<0.1	<0.1	<0.1	µg/L
Nickel	100*	<2.5	2.9	<2.5	<2.5	<2.5	<2.5	<2.5	<2.5	<2.5	<2.5	<2.5	<2.5	<2.5	<2.5	<2.5	<2.5	<2.5	<2.5	<2.5	<2.5	<2.5	<2.5	µg/L
Vanadium	49***	<5	16.3	<5	<5	<5	<5	<5	<5	<5	<5	<5	<5	<5	<5	<5	<5	<5	<5	25.5	5.6	<5	<5	µg/L
VOCs																								
1,1-Dichloroethane	70***	<0.5	<0.5	<0.5	<0.5	<0.5	1.1	<0.5	<0.5	<0.5	<0.5	<0.5	<0.5	<0.5	<0.5	<0.5	<0.5	<0.5	<0.5	<0.5	<0.5	<0.5	<0.5	µg/L
1,4-Dichlorobenzene	75*	<0.5	<0.5	<0.5	<0.5	<0.5	0.6	<0.5	<0.5	<0.5	<0.5	<0.5	<0.5	<0.5	<0.5	<0.5	<0.5	<0.5	<0.5	<0.5	<0.5	0.84	<0.5	µg/L
Benzene	1*	<0.1	<0.1	<0.1	<0.1	<0.1	**1.8**	**7.6**	<0.1	<0.1	<0.1	<0.1	<0.1	<0.1	<0.1	<0.1	<0.1	<0.1	<0.1	<0.1	<0.1	<0.1	<0.1	µg/L
Chlorobenzene	100*	0.86	<0.1	<0.1	<0.1	<0.1	3.4	6.2	<0.1	<0.1	<0.1	1.1	<0.1	<0.1	<0.1	<0.1	<0.1	<0.1	<0.1	<0.1	<0.1	3.3	<0.1	µg/L
Toluene	40**	<0.5	<0.5	<0.5	<0.5	<0.5	<0.5	1.1	<0.5	<0.5	<0.5	<0.5	<0.5	<0.5	<0.5	<0.5	<0.5	<0.5	<0.5	<0.5	<0.5	<0.5	<0.5	µg/L
Xylene (Total)	20**	<1.5	<1.5	<1.5	<1.5	<1.5	<1.5	6.8	<1.5	<1.5	<1.5	<1.5	<1.5	<1.5	<1.5	<1.5	<1.5	<1.5	<1.5	<1.5	<1.5	<1.5	<1.5	µg/L

Note:

* - Primary Drinking Water Standard (62-520 F.A.C.);

** - Secondary Drinking Water Standard (620-520 F.A.C.);

*** - Groundwater Cleanup Tatrget Level (62-777 F.A.C.);

NS - No Standard;

Bold value indicates that the result is above the standard;

I - Analyte detected below the quantitation limit;

J - Estimated Value. The relative percent difference between the sample and sample duplicate exceeded laboratory control limit;

< -The parameter was detected below the detection limit (value).

Table 6
Summary of Detected Groundwater Parameters, Zone 6 Wells
Tomoka Farm Road Landfill, Volusia County
2016 Second Semiannual Monitoring
Sampling Date: November 9 to 21, 2016

Parameter	Standars	Detected Results		Units
		B85-6	B87-6	
Field Measured Parameters				
Dissolved Oxygen	NS	0.09	0.06	mg/L
Oxidation Reduction Potential	NS	-53.5	0	mV
pH	6.5-8.5**	**6.3**	6.7	S.U.
Specific Conductance	NS	2192	653	µmhos/cm
Temperature, Water	NS	23.1	23.2	Deg. C.
Turbidity	NS	0.63	5.4	NTU
General Chemistry				
Chloride	250**	**271**	26.5	mg/L
Iron	300**	**11,200**	**3,510**	µg/L
Nitrogen, Ammonia	2.8***	**17.8**	0.11	mg/L
Nitrogen, Nitrate	10*	0.025	0.017	mg/L
Sodium	250**	188	22.8	mg/L
Total Dissolved Solids	500**	**1,380**	370	mg/L
Trace Metals and VOCs				
Barium	2000*	59.9	24.9	µg/L
Chromium	100*	3.3	<2.5	µg/L
Copper	1000**	3.1	<2.5	µg/L
Lead	15*	<5	**21.2**	µg/L
Vanadium	49***	5.1	<5	µg/L
1,4-Dichlorobenzene	75*	0.69	<0.5	µg/L
Benzene	1*	**1.8**	<0.1	µg/L
Chlorobenzene	100*	3.3	<0.1	µg/L

Note:

* - Primary Drinking Water Standard (62-520 F.A.C.);
** - Secondary Drinking Water Standard (620-520 F.A.C.);
*** - Groundwater Cleanup Tatrget Level (62-777 F.A.C.);
NS - No Standard;
Bold value indicates that the result is above the standard;
I - Analyte detected below the quantitation limit;
< -The parameter was detected below the detection limit (value).

Table 7
Summary of Detected Groundwater Parameters, Floridan Aquifer Wells
Tomoka Farm Road Landfill, Volusia County
2016 Second Semiannual Monitoring
Sampling Date: November 18, 2016

Parameter	Standard	Detected Results			Units
		FA-1B	FA-2C	F-MB	
Field Measured Parameters					
Dissolved Oxygen	NS	0.13	0.09	0.1	mg/L
Oxidation Reduction Potential	NS	-77.7	159.4	-26	mV
pH	6.5-8.5	6.92	7.33	6.9	S.U.
Specific Conductance	NS	584	733	630	µmhos/cm
Temperature, Water	NS	22.26	21.83	23.5	Deg. C.
Turbidity	NS	0.86	0.55	15.82	NTU
General Chemistry					
Chloride	250**	13.4	67.6	21.4	mg/L
Nitrogen, Ammonia	2.8***	0.41	0.48	0.36	mg/L
Nitrogen, Nitrate	10	0.014	0.018	0.016	mg/L
Sodium	160*	10.6	<0.5	17.1	mg/L
Total Dissolved Solids	500**	309	404	351	mg/L
Metals					
Barium	2000	21.2	<5	18.7	µg/L
Iron	300**	346	<20	106	µg/L

Note:

* - Primary Drinking Water Standard (62-520 F.A.C.);

** - Secondary Drinking Water Standard (620-520 F.A.C.);

*** - Groundwater Cleanup Tatrget Level (62-777 F.A.C.);

NS - No Standard;

Bold value indicates that the result is above the standard;

I - Analyte detected below the quantitation limit;

< -The parameter was detected below the detection limit (value).

Table 8
Summary of Detected Surface Water Parameters
Tomoka Farm Road Landfill, Volusia County
2016 Second Semiannual Monitoring
Sampling Date: November 8, 2016

Parameter	Class III Standard[σ]	Detected Results							Units
		SW-01	SW-02	SW-03	SW-04	SW-05	SW-11	SW-12	
Field Measured Parameters									
Dissolved Oxygen	>5.0	10.49	5.92	**4.14**	12.44	9.96	5.12	9.58	mg/L
pH	6.0-8.5	7.57	7.34	6.63	6.34	7.58	7.15	7.56	S.U.
Specific Conductance	NS	311	394	276	396	403	584	471	µmhos/cm
Temperature, Water	NS	23.6	21.9	23.73	24.97	22.92	24.07	24.95	Deg. C.
Turbidity	<29 above bgd	16.99	1.72	3.7	1.39		8.97	10.38	NTU
General Chemistry									
BOD, 5 day	NS	<2	<2	4.2	3.5	6.8	9.4	<2	mg/L
Chemical Oxygen Demand	NS	<12.5	<12.5	157	26.5	44.8	66.5	14.7	mg/L
Chlorophyll a	NS	4.1	7.2	41.3	28.1	41.3	68.4	11.7	mg/L
Fecal Coliforms	200 avg/month	17	20	69	98	9	60	38	#/100 mL
Nitrogen, Ammonia	NS	0.2	<0.02	<0.02	0.021	0.12	0.83	0.037	mg/L
Nitrogen, Kjeldahl, Total	NS	0.81	0.78	3	1.3	2	3.9	0.97	mg/L
Nitrogen, Nitrate	NS	0.091	0.1	<0.01	0.018	0.29	<0.01	0.25	mg/L
Nitrogen, NO2 plus NO3	NS	0.091	0.1	<0.025	<0.025	0.29	<0.025	0.35	mg/L
Phosphorus, Total (as P)	NS	<0.1	0.05	0.14	0.12	0.078	0.45	<0.05	mg/L
Sodium	NS	11.3	27.9	12.2	30.8	24.1	36.1	27.6	mg/L
Hardness as CaCO3	NS	127	114	114	102	142	166	148	mg/L
Total Dissolved Solids	NS	179	229	265	216	243	330	278	mg/L
Total Nitrogen	NS	0.91	0.88	3	1.3	2.3	3.9	1.3	mg/L
Total Organic Carbon	NS	10.9	11.6	55.7	16.8	19.7	26.8	12.4	mg/L
Total Suspended Solids	NS	<5	94	8.5	<5	10.5	6	7	mg/L
Metals									
Antimony	<4000***	1.2	<0.5	<0.5	<0.5	<0.5	0.67	0.78	µg/L
Barium	NS	19	23.1	26	21	25.6	28	30.3	µg/L
Copper		<0.93	<0.93	0.97	<0.93	<0.93	<0.93	<0.93	µg/L
Iron	1000	240	476	920	321	**1880**	715	138	µg/L
Lead		0.92	<0.5	<0.5	<0.5	<0.5	<0.5	<0.5	µg/L
Mercury	0.012	0.00325	0.00107	0.006	0.00161	0.00204	0.00213	0.00203	µg/L
Vanadium	0.012	<5	<5	<5	<5	<5	<5	5.6	µg/L

Notes:

[σ]Surface water Class III standards (62-320-530 F.A.C.);

***Cleanup Target Levels (Chapter 62-777, F.A.C., 2005);

NS - No Standard;

Bold value ondicates that the result is above the Class III Standard;

B - Results based upon colony counts outside th acceptable range;

I - Analyte detected below the quantitation limit;

< -The parameter was detected below the detection limit (value).

Attachment 1
Laboratory Reports and Field Data Sheets

Pace Analytical Services, LLC
8 East Tower Circle
Ormond Beach, FL 32174
(386)672-5668

December 20, 2016

Ms. Jennifer Stirk
Volusia County Solid Waste Management
1990 Tomoka Farms Road
Port Orange, FL 32128

RE: Project: Tomoka LF Semi-annual SWs
Pace Project No.: 35275583

Dear Ms. Stirk:
Enclosed are the analytical results for sample(s) received by the laboratory on November 08, 2016. The results relate only to the samples included in this report. Results reported herein conform to the most current, applicable TNI/NELAC standards and the laboratory's Quality Assurance Manual, where applicable, unless otherwise noted in the body of the report.

If you have any questions concerning this report, please feel free to contact me.

Sincerely,

Jeff Baylor
jeff.baylor@pacelabs.com
Project Manager

Enclosures

cc: John Catches, HDR Engineering, Inc.
Handi Wang, Volusia County Solid Waste Man

This report shall not be reproduced, except in full,
without the written consent of Pace Analytical Services, LLC.

Pace Analytical Services, LLC
8 East Tower Circle
Ormond Beach, FL 32174
(386)672-5668

CERTIFICATIONS

Project: Tomoka LF Semi-annual SWs
Pace Project No.: 35275583

Ormond Beach Certification IDs

8 East Tower Circle, Ormond Beach, FL 32174
Alabama Certification #: 41320
Connecticut Certification #: PH-0216
Delaware Certification: FL NELAC Reciprocity
Florida Certification #: E83079
Georgia Certification #: 955
Guam Certification: FL NELAC Reciprocity
Hawaii Certification: FL NELAC Reciprocity
Illinois Certification #: 200068
Indiana Certification: FL NELAC Reciprocity
Kansas Certification #: E-10383
Louisiana Certification #: FL NELAC Reciprocity
Louisiana Environmental Certificate #: 05007
Maryland Certification: #346
Michigan Certification #: 9911
Mississippi Certification: FL NELAC Reciprocity
Missouri Certification #: 236
Montana Certification #: Cert 0074
Nebraska Certification: NE-OS-28-14
Nevada Certification: FL NELAC Reciprocity
New York Certification #: 11608
North Carolina Environmental Certificate #: 667
North Carolina Certification #: 12710
Oklahoma Certification #: D9947
Pennsylvania Certification #: 68-00547
Puerto Rico Certification #: FL01264
South Carolina Certification: #96042001
Tennessee Certification #: TN02974
Texas Certification: FL NELAC Reciprocity
US Virgin Islands Certification: FL NELAC Reciprocity
Virginia Environmental Certification #: 460165
Wyoming Certification: FL NELAC Reciprocity
West Virginia Certification #: 9962C
Wisconsin Certification #: 399079670
Wyoming (EPA Region 8): FL NELAC Reciprocity

Asheville Certification IDs

2225 Riverside Drive, Asheville, NC 28804
Florida/NELAP Certification #: E87648
Massachusetts Certification #: M-NC030
North Carolina Drinking Water Certification #: 37712
North Carolina Wastewater Certification #: 40
South Carolina Certification #: 99030001
Virginia/VELAP Certification #: 460222

This report shall not be reproduced, except in full,
without the written consent of Pace Analytical Services, LLC.

Pace Analytical Services, LLC
8 East Tower Circle
Ormond Beach, FL 32174
(386)672-5668

SAMPLE SUMMARY

Project: Tomoka LF Semi-annual SWs
Pace Project No.: 35275583

Lab ID	Sample ID	Matrix	Date Collected	Date Received
35275583001	**SW 11**	Water	11/08/16 10:45	11/08/16 15:54
35275583002	**SW 12**	Water	11/08/16 11:20	11/08/16 15:54
35275583003	**SW 1**	Water	11/08/16 12:00	11/08/16 15:54
35275583004	**SW 5**	Water	11/08/16 12:50	11/08/16 15:54
35275583005	**SW 2**	Water	11/08/16 13:20	11/08/16 15:54
35275583006	**SW 4**	Water	11/08/16 13:50	11/08/16 15:54
35275583007	**SW 3**	Water	11/08/16 14:50	11/08/16 15:54
35275583008	**TRIP BLANK 11/8/16**	Water	11/08/16 00:00	11/08/16 15:54

This report shall not be reproduced, except in full,
without the written consent of Pace Analytical Services, LLC.

Pace Analytical Services, LLC
8 East Tower Circle
Ormond Beach, FL 32174
(386)672-5668

SAMPLE ANALYTE COUNT

Project: Tomoka LF Semi-annual SWs
Pace Project No.: 35275583

Lab ID	Sample ID	Method	Analysts	Analytes Reported	Laboratory
35275583001	**SW 11**	EPA 8011	SMH	2	PASI-O
		EPA 6010	CKJ	10	PASI-O
		EPA 6020	DRS	8	PASI-O
		SM 9222D	CPH	1	PASI-O
		EPA 1631E	ANB	1	PASI-A
		EPA 8260	SK1	48	PASI-O
		SM 2540C	ALD	1	PASI-O
		SM 2540D	ALD	1	PASI-O
		SM 5210B	AGS	1	PASI-O
		SM10200	RT1	1	PASI-O
		TKN+NOx Calculation	TLK	1	PASI-O
		EPA 350.1	CMD	2	PASI-O
		EPA 351.2	RT1	1	PASI-O
		EPA 353.2	JWH	2	PASI-O
		EPA 365.4	RT1	1	PASI-O
		EPA 410.4	TDH	1	PASI-O
		SM 5310B	AEM	1	PASI-O
35275583002	**SW 12**	EPA 8011	SMH	2	PASI-O
		EPA 6010	CKJ	10	PASI-O
		EPA 6020	DRS	8	PASI-O
		SM 9222D	CPH	1	PASI-O
		EPA 1631E	ANB	1	PASI-A
		EPA 8260	SK1	48	PASI-O
		SM 2540C	ALD	1	PASI-O
		SM 2540D	ALD	1	PASI-O
		SM 5210B	AGS	1	PASI-O
		SM10200	RT1	1	PASI-O
		TKN+NOx Calculation	TLK	1	PASI-O
		EPA 350.1	CMD	2	PASI-O
		EPA 351.2	RT1	1	PASI-O
		EPA 353.2	JWH	2	PASI-O
		EPA 365.4	RT1	1	PASI-O
		EPA 410.4	TDH	1	PASI-O
		SM 5310B	AEM	1	PASI-O
35275583003	**SW 1**	EPA 8011	SMH	2	PASI-O
		EPA 6010	CKJ	10	PASI-O
		EPA 6020	DRS	8	PASI-O

This report shall not be reproduced, except in full,
without the written consent of Pace Analytical Services, LLC.

Pace Analytical Services, LLC
8 East Tower Circle
Ormond Beach, FL 32174
(386)672-5668

SAMPLE ANALYTE COUNT

Project: Tomoka LF Semi-annual SWs
Pace Project No.: 35275583

Lab ID	Sample ID	Method	Analysts	Analytes Reported	Laboratory
		SM 9222D	CPH	1	PASI-O
		EPA 1631E	ANB	1	PASI-A
		EPA 8260	SK1	48	PASI-O
		SM 2540C	ALD	1	PASI-O
		SM 2540D	ALD	1	PASI-O
		SM 5210B	AGS	1	PASI-O
		SM10200	RT1	1	PASI-O
		TKN+NOx Calculation	TLK	1	PASI-O
		EPA 350.1	CMD	2	PASI-O
		EPA 351.2	RT1	1	PASI-O
		EPA 353.2	JWH	2	PASI-O
		EPA 365.4	RT1	1	PASI-O
		EPA 410.4	TDH	1	PASI-O
		SM 5310B	AEM	1	PASI-O
35275583004	**SW 5**	EPA 8011	SMH	2	PASI-O
		EPA 6010	CKJ	10	PASI-O
		EPA 6020	DRS	8	PASI-O
		SM 9222D	CPH	1	PASI-O
		EPA 1631E	ANB	1	PASI-A
		EPA 8260	SK1	48	PASI-O
		SM 2540C	ALD	1	PASI-O
		SM 2540D	ALD	1	PASI-O
		SM 5210B	AGS	1	PASI-O
		SM10200	RT1	1	PASI-O
		TKN+NOx Calculation	TLK	1	PASI-O
		EPA 350.1	CMD	2	PASI-O
		EPA 351.2	RT1	1	PASI-O
		EPA 353.2	JWH	2	PASI-O
		EPA 365.4	RT1	1	PASI-O
		EPA 410.4	TDH	1	PASI-O
		SM 5310B	AEM	1	PASI-O
35275583005	**SW 2**	EPA 8011	SMH	2	PASI-O
		EPA 6010	CKJ	10	PASI-O
		EPA 6020	DRS	8	PASI-O
		SM 9222D	CPH	1	PASI-O
		EPA 1631E	ANB	1	PASI-A
		EPA 8260	SK1	48	PASI-O

REPORT OF LABORATORY ANALYSIS

This report shall not be reproduced, except in full,
without the written consent of Pace Analytical Services, LLC.

Pace Analytical Services, LLC
8 East Tower Circle
Ormond Beach, FL 32174
(386)672-5668

SAMPLE ANALYTE COUNT

Project: Tomoka LF Semi-annual SWs
Pace Project No.: 35275583

Lab ID	Sample ID	Method	Analysts	Analytes Reported	Laboratory
		SM 2540C	ALD	1	PASI-O
		SM 2540D	ALD	1	PASI-O
		SM 5210B	AGS	1	PASI-O
		SM10200	RT1	1	PASI-O
		TKN+NOx Calculation	TLK	1	PASI-O
		EPA 350.1	CMD	2	PASI-O
		EPA 351.2	RT1	1	PASI-O
		EPA 353.2	JWH	2	PASI-O
		EPA 365.4	RT1	1	PASI-O
		EPA 410.4	TDH	1	PASI-O
		SM 5310B	AEM	1	PASI-O
35275583006	**SW 4**	EPA 8011	SMH	2	PASI-O
		EPA 6010	CKJ	10	PASI-O
		EPA 6020	DRS	8	PASI-O
		SM 9222D	CPH	1	PASI-O
		EPA 1631E	ANB	1	PASI-A
		EPA 8260	SK1	48	PASI-O
		SM 2540C	ALD	1	PASI-O
		SM 2540D	ALD	1	PASI-O
		SM 5210B	AGS	1	PASI-O
		SM10200	RT1	1	PASI-O
		TKN+NOx Calculation	TLK	1	PASI-O
		EPA 350.1	CMD	2	PASI-O
		EPA 351.2	RT1	1	PASI-O
		EPA 353.2	JWH	2	PASI-O
		EPA 365.4	RT1	1	PASI-O
		EPA 410.4	TDH	1	PASI-O
		SM 5310B	AEM	1	PASI-O
35275583007	**SW 3**	EPA 8011	SMH	2	PASI-O
		EPA 6010	CKJ	10	PASI-O
		EPA 6020	DRS	8	PASI-O
		SM 9222D	CPH	1	PASI-O
		EPA 1631E	ANB	1	PASI-A
		EPA 8260	SK1	48	PASI-O
		SM 2540C	ALD	1	PASI-O
		SM 2540D	ALD	1	PASI-O
		SM 5210B	AGS	1	PASI-O

This report shall not be reproduced, except in full,
without the written consent of Pace Analytical Services, LLC.

Pace Analytical Services, LLC
8 East Tower Circle
Ormond Beach, FL 32174
(386)672-5668

SAMPLE ANALYTE COUNT

Project: Tomoka LF Semi-annual SWs
Pace Project No.: 35275583

Lab ID	Sample ID	Method	Analysts	Analytes Reported	Laboratory
		SM10200	RT1	1	PASI-O
		TKN+NOx Calculation	TLK	1	PASI-O
		EPA 350.1	CMD	2	PASI-O
		EPA 351.2	RT1	1	PASI-O
		EPA 353.2	JWH	2	PASI-O
		EPA 365.4	RT1	1	PASI-O
		EPA 410.4	TDH	1	PASI-O
		SM 5310B	AEM	1	PASI-O
35275583008	**TRIP BLANK 11/8/16**	EPA 8260	SK1	50	PASI-O

This report shall not be reproduced, except in full,
without the written consent of Pace Analytical Services, LLC.

Pace Analytical Services, LLC
8 East Tower Circle
Ormond Beach, FL 32174
(386)672-5668

SUMMARY OF DETECTION

Project: Tomoka LF Semi-annual SWs
Pace Project No.: 35275583

Lab Sample ID / Method	Client Sample ID / Parameters	Result	Units	Report Limit	Analyzed	Qualifiers
35275583001	**SW 11**					
	Field pH	7.15	Std. Units		11/08/16 10:45	
	Field Temperature	24.07	deg C		11/08/16 10:45	
	Appearance	Color: yellow, Sheen: none			11/08/16 10:45	
	Field Specific Conductance	584	umhos/cm		11/08/16 10:45	
	Oxygen, Dissolved	5.12	mg/L		11/08/16 10:45	
	Turbidity	8.97	NTU		11/08/16 10:45	
EPA 6010	Barium	28.0	ug/L	10.0	11/15/16 18:05	
EPA 6010	Iron	715	ug/L	40.0	11/15/16 18:05	
EPA 6010	Sodium	36.1	mg/L	1.0	11/15/16 18:05	
EPA 6010	Tot Hardness asCaCO3 (SM 2340B	166	mg/L	3.2	11/15/16 18:05	
EPA 6020	Antimony	0.67 I	ug/L	1.0	11/15/16 18:33	
SM 9222D	Fecal Coliforms	60.0	CFU/100 mL	1.0	11/09/16 15:16	Z
EPA 1631E	Mercury	0.00213	ug/L	0.00050	11/11/16 14:34	
SM 2540C	Total Dissolved Solids	330	mg/L	5.0	11/10/16 17:40	
SM 2540D	Total Suspended Solids	94.0	mg/L	5.0	11/10/16 17:13	
SM 5210B	BOD, 5 day	9.4	mg/L	2.0	11/14/16 15:32	
SM10200	Chlorophyll a	68.4	ug/L	6.8	11/16/16 14:09	
TKN+NOx Calculation	Total Nitrogen	3.9	mg/L	0.50	11/15/16 14:52	
EPA 350.1	Nitrogen, Ammonia	0.83	mg/L	0.050	11/12/16 10:49	
EPA 351.2	Nitrogen, Kjeldahl, Total	3.9	mg/L	0.50	11/15/16 10:16	
EPA 365.4	Phosphorus, Total (as P)	0.45	mg/L	0.10	11/15/16 10:16	
EPA 410.4	Chemical Oxygen Demand	66.5	mg/L	20.0	11/14/16 14:39	
SM 5310B	Total Organic Carbon	26.8	mg/L	1.0	11/12/16 01:53	
35275583002	**SW 12**					
	Field pH	7.56	Std. Units		11/08/16 11:20	
	Field Temperature	24.95	deg C		11/08/16 11:20	
	Appearance	Color: yellow, Sheen: none			11/08/16 11:20	
	Field Specific Conductance	471	umhos/cm		11/08/16 11:20	
	Oxygen, Dissolved	9.58	mg/L		11/08/16 11:20	
	Turbidity	10.38	NTU		11/08/16 11:20	
EPA 6010	Barium	30.3	ug/L	10.0	11/15/16 18:09	
EPA 6010	Iron	138	ug/L	40.0	11/15/16 18:09	
EPA 6010	Sodium	27.6	mg/L	1.0	11/15/16 18:09	
EPA 6010	Tot Hardness asCaCO3 (SM 2340B	148	mg/L	3.2	11/15/16 18:09	
EPA 6010	Vanadium	5.6 I	ug/L	10.0	11/15/16 18:09	
EPA 6020	Antimony	0.78 I	ug/L	1.0	11/15/16 18:43	
SM 9222D	Fecal Coliforms	38.0	CFU/100 mL	1.0	11/09/16 15:16	
EPA 1631E	Mercury	0.00203	ug/L	0.00050	11/11/16 14:42	
SM 2540C	Total Dissolved Solids	278	mg/L	5.0	11/10/16 17:41	
SM 2540D	Total Suspended Solids	8.5	mg/L	5.0	11/10/16 17:13	
SM10200	Chlorophyll a	11.7	ug/L	5.0	11/16/16 14:09	
TKN+NOx Calculation	Total Nitrogen	1.3	mg/L	0.50	11/15/16 14:52	

REPORT OF LABORATORY ANALYSIS

This report shall not be reproduced, except in full,
without the written consent of Pace Analytical Services, LLC.

Pace Analytical Services, LLC
8 East Tower Circle
Ormond Beach, FL 32174
(386)672-5668

SUMMARY OF DETECTION

Project: Tomoka LF Semi-annual SWs
Pace Project No.: 35275583

Lab Sample ID / Method	Client Sample ID / Parameters	Result	Units	Report Limit	Analyzed	Qualifiers
35275583002	**SW 12**					
EPA 350.1	Nitrogen, Ammonia	0.037 I	mg/L	0.050	11/12/16 10:51	
EPA 351.2	Nitrogen, Kjeldahl, Total	0.97	mg/L	0.50	11/15/16 10:18	
EPA 353.2	Nitrogen, Nitrate	0.25	mg/L	0.040	11/09/16 09:12	
EPA 353.2	Nitrogen, NO2 plus NO3	0.35	mg/L	0.050	11/09/16 09:12	
EPA 410.4	Chemical Oxygen Demand	14.7 I	mg/L	20.0	11/14/16 14:39	
SM 5310B	Total Organic Carbon	12.4	mg/L	1.0	11/12/16 02:35	
35275583003	**SW 1**					
	Field pH	7.57	Std. Units		11/08/16 12:00	
	Field Temperature	23.60	deg C		11/08/16 12:00	
	Appearance	Color: yellow, Sheen: none			11/08/16 12:00	
	Field Specific Conductance	311	umhos/cm		11/08/16 12:00	
	Oxygen, Dissolved	10.49	mg/L		11/08/16 12:00	
	Turbidity	16.99	NTU		11/08/16 12:00	
EPA 6010	Barium	19.0	ug/L	10.0	11/15/16 18:13	
EPA 6010	Iron	240	ug/L	40.0	11/15/16 18:13	
EPA 6010	Sodium	11.3	mg/L	1.0	11/15/16 18:13	
EPA 6010	Tot Hardness asCaCO3 (SM 2340B	127	mg/L	3.2	11/15/16 18:13	
EPA 6020	Antimony	1.2	ug/L	1.0	11/15/16 18:46	
EPA 6020	Lead	0.92 I	ug/L	1.0	11/15/16 18:46	
SM 9222D	Fecal Coliforms	17.0	CFU/100 mL	1.0	11/09/16 15:16	
EPA 1631E	Mercury	0.00325	ug/L	0.00050	11/11/16 14:50	
SM 2540C	Total Dissolved Solids	179	mg/L	5.0	11/10/16 17:41	
SM10200	Chlorophyll a	4.1 I	ug/L	5.0	11/16/16 14:09	
TKN+NOx Calculation	Total Nitrogen	0.91	mg/L	0.50	11/15/16 14:52	
EPA 350.1	Nitrogen, Ammonia	0.20	mg/L	0.050	11/12/16 10:52	
EPA 351.2	Nitrogen, Kjeldahl, Total	0.81 I	mg/L	1.0	11/15/16 10:19	
EPA 353.2	Nitrogen, Nitrate	0.091	mg/L	0.040	11/09/16 09:14	
EPA 353.2	Nitrogen, NO2 plus NO3	0.091	mg/L	0.050	11/09/16 09:14	
SM 5310B	Total Organic Carbon	10.9	mg/L	1.0	11/12/16 04:09	
35275583004	**SW 5**					
	Field pH	7.58	Std. Units		11/08/16 12:50	
	Field Temperature	22.92	deg C		11/08/16 12:50	
	Appearance	Color: yellow, Sheen: none			11/08/16 12:50	
	Field Specific Conductance	403	umhos/cm		11/08/16 12:50	
	Oxygen, Dissolved	9.96	mg/L		11/08/16 12:50	
	REDOX	7.58	mV		11/08/16 12:50	
EPA 6010	Barium	25.6	ug/L	10.0	11/15/16 18:25	
EPA 6010	Iron	1880	ug/L	40.0	11/15/16 18:25	
EPA 6010	Sodium	24.1	mg/L	1.0	11/15/16 18:25	
EPA 6010	Tot Hardness asCaCO3 (SM 2340B	142	mg/L	3.2	11/15/16 18:25	
SM 9222D	Fecal Coliforms	9.0	CFU/100 mL	1.0	11/09/16 15:16	

This report shall not be reproduced, except in full,
without the written consent of Pace Analytical Services, LLC.

Pace Analytical Services, LLC
8 East Tower Circle
Ormond Beach, FL 32174
(386)672-5668

SUMMARY OF DETECTION

Project: Tomoka LF Semi-annual SWs
Pace Project No.: 35275583

Lab Sample ID / Method	Client Sample ID / Parameters	Result	Units	Report Limit	Analyzed	Qualifiers
35275583004	**SW 5**					
EPA 1631E	Mercury	0.00204	ug/L	0.00050	11/11/16 14:57	
SM 2540C	Total Dissolved Solids	243	mg/L	5.0	11/10/16 17:41	
SM 2540D	Total Suspended Solids	7.0	mg/L	5.0	11/11/16 09:50	
SM 5210B	BOD, 5 day	6.8	mg/L	2.0	11/14/16 15:36	
SM10200	Chlorophyll a	41.3	ug/L	7.9	11/16/16 14:09	
TKN+NOx Calculation	Total Nitrogen	2.3	mg/L	0.50	11/15/16 14:52	
EPA 350.1	Nitrogen, Ammonia	0.12	mg/L	0.050	11/12/16 10:54	
EPA 351.2	Nitrogen, Kjeldahl, Total	2.0	mg/L	0.50	11/15/16 10:21	
EPA 353.2	Nitrogen, Nitrate	0.29	mg/L	0.040	11/09/16 09:15	
EPA 353.2	Nitrogen, NO2 plus NO3	0.29	mg/L	0.050	11/09/16 09:15	
EPA 365.4	Phosphorus, Total (as P)	0.078 I	mg/L	0.10	11/15/16 10:21	
EPA 410.4	Chemical Oxygen Demand	44.8	mg/L	20.0	11/14/16 14:39	
SM 5310B	Total Organic Carbon	19.7	mg/L	1.0	11/12/16 04:24	
35275583005	**SW 2**					
	Field pH	7.34	Std. Units		11/08/16 13:20	
	Field Temperature	21.90	deg C		11/08/16 13:20	
	Appearance	Color: yellow, Sheen: none			11/08/16 13:20	
	Field Specific Conductance	394	umhos/cm		11/08/16 13:20	
	Oxygen, Dissolved	5.92	mg/L		11/08/16 13:20	
	Turbidity	1.72	NTU		11/08/16 13:20	
EPA 6010	Barium	23.1	ug/L	10.0	11/15/16 18:28	
EPA 6010	Iron	476	ug/L	40.0	11/15/16 18:28	
EPA 6010	Sodium	27.9	mg/L	1.0	11/15/16 18:28	
EPA 6010	Tot Hardness asCaCO3 (SM 2340B	114	mg/L	3.2	11/15/16 18:28	
SM 9222D	Fecal Coliforms	20.0	CFU/100 mL	1.0	11/09/16 15:16	
EPA 1631E	Mercury	0.00107	ug/L	0.00050	11/11/16 15:05	
SM 2540C	Total Dissolved Solids	229	mg/L	5.0	11/10/16 17:42	
SM10200	Chlorophyll a	7.2	ug/L	5.0	11/16/16 14:09	
TKN+NOx Calculation	Total Nitrogen	0.88	mg/L	0.50	11/15/16 14:52	
EPA 351.2	Nitrogen, Kjeldahl, Total	0.78	mg/L	0.50	11/15/16 10:22	
EPA 353.2	Nitrogen, Nitrate	0.10	mg/L	0.040	11/09/16 09:16	
EPA 353.2	Nitrogen, NO2 plus NO3	0.10	mg/L	0.050	11/09/16 09:16	
EPA 365.4	Phosphorus, Total (as P)	0.050 I	mg/L	0.10	11/15/16 10:22	
SM 5310B	Total Organic Carbon	11.6	mg/L	1.0	11/12/16 04:39	
35275583006	**SW 4**					
	Field pH	6.34	Std. Units		11/08/16 13:50	
	Field Temperature	24.97	deg C		11/08/16 13:50	
	Appearance	Color: yellow, Sheen: none			11/08/16 13:50	
	Field Specific Conductance	396	umhos/cm		11/08/16 13:50	
	Oxygen, Dissolved	12.44	mg/L		11/08/16 13:50	
	Turbidity	1.39	NTU		11/08/16 13:50	

This report shall not be reproduced, except in full,
without the written consent of Pace Analytical Services, LLC.

Pace Analytical Services, LLC
8 East Tower Circle
Ormond Beach, FL 32174
(386)672-5668

SUMMARY OF DETECTION

Project: Tomoka LF Semi-annual SWs
Pace Project No.: 35275583

Lab Sample ID / Method	Client Sample ID / Parameters	Result	Units	Report Limit	Analyzed	Qualifiers
35275583006	**SW 4**					
EPA 6010	Barium	21.0	ug/L	10.0	11/15/16 18:32	
EPA 6010	Iron	321	ug/L	40.0	11/15/16 18:32	
EPA 6010	Sodium	30.8	mg/L	1.0	11/15/16 18:32	
EPA 6010	Tot Hardness asCaCO3 (SM 2340B	102	mg/L	3.2	11/15/16 18:32	
SM 9222D	Fecal Coliforms	98.0	CFU/100 mL	1.0	11/09/16 15:16	B
EPA 1631E	Mercury	0.00161	ug/L	0.00050	11/11/16 15:13	
SM 2540C	Total Dissolved Solids	216	mg/L	5.0	11/10/16 17:42	
SM 2540D	Total Suspended Solids	6.0	mg/L	5.0	11/11/16 09:50	
SM 5210B	BOD, 5 day	3.5	mg/L	2.0	11/14/16 15:38	
SM10200	Chlorophyll a	28.1	ug/L	5.0	11/16/16 14:09	
TKN+NOx Calculation	Total Nitrogen	1.3	mg/L	0.50	11/15/16 14:52	
EPA 350.1	Nitrogen, Ammonia	0.021 I	mg/L	0.050	11/12/16 10:57	
EPA 351.2	Nitrogen, Kjeldahl, Total	1.3	mg/L	0.50	11/15/16 10:23	
EPA 353.2	Nitrogen, Nitrate	0.018 I	mg/L	0.040	11/09/16 09:18	
EPA 365.4	Phosphorus, Total (as P)	0.12	mg/L	0.10	11/15/16 10:23	
EPA 410.4	Chemical Oxygen Demand	26.5	mg/L	20.0	11/14/16 14:39	
SM 5310B	Total Organic Carbon	16.8	mg/L	1.0	11/12/16 04:57	
35275583007	**SW 3**					
	Field pH	6.63	Std. Units		11/08/16 14:50	
	Field Temperature	23.73	deg C		11/08/16 14:50	
	Appearance	Color: yellow, Sheen: none			11/08/16 14:50	
	Field Specific Conductance	276	umhos/cm		11/08/16 14:50	
	Oxygen, Dissolved	4.14	mg/L		11/08/16 14:50	
	Turbidity	3.70	NTU		11/08/16 14:50	
EPA 6010	Barium	26.0	ug/L	10.0	11/15/16 18:36	
EPA 6010	Iron	920	ug/L	40.0	11/15/16 18:36	
EPA 6010	Sodium	12.2	mg/L	1.0	11/15/16 18:36	
EPA 6010	Tot Hardness asCaCO3 (SM 2340B	114	mg/L	3.2	11/15/16 18:36	
EPA 6020	Copper	0.97 I	ug/L	1.0	11/15/16 18:59	
SM 9222D	Fecal Coliforms	69.0	CFU/100 mL	1.0	11/09/16 15:16	B
EPA 1631E	Mercury	0.00600	ug/L	0.0025	11/11/16 15:28	D3
SM 2540C	Total Dissolved Solids	265	mg/L	5.0	11/10/16 17:43	
SM 2540D	Total Suspended Solids	10.5	mg/L	5.0	11/11/16 09:50	
SM 5210B	BOD, 5 day	4.2	mg/L	2.0	11/14/16 15:40	
SM10200	Chlorophyll a	41.3	ug/L	5.6	11/16/16 14:09	
TKN+NOx Calculation	Total Nitrogen	3.0	mg/L	0.50	11/15/16 14:52	
EPA 351.2	Nitrogen, Kjeldahl, Total	3.0	mg/L	1.0	11/15/16 10:27	
EPA 365.4	Phosphorus, Total (as P)	0.14 I	mg/L	0.20	11/15/16 10:27	
EPA 410.4	Chemical Oxygen Demand	157	mg/L	20.0	11/14/16 14:39	
SM 5310B	Total Organic Carbon	55.7	mg/L	1.0	11/12/16 05:13	

REPORT OF LABORATORY ANALYSIS

This report shall not be reproduced, except in full,
without the written consent of Pace Analytical Services, LLC.

Pace Analytical Services, LLC
8 East Tower Circle
Ormond Beach, FL 32174
(386)672-5668

PROJECT NARRATIVE

Project: Tomoka LF Semi-annual SWs
Pace Project No.: 35275583

Date: December 20, 2016

The report for 35275583 was revised to included Unionized ammonia for the surface water samples.

This report shall not be reproduced, except in full,
without the written consent of Pace Analytical Services, LLC.

Pace Analytical Services, LLC
8 East Tower Circle
Ormond Beach, FL 32174
(386)672-5668

ANALYTICAL RESULTS

Project: Tomoka LF Semi-annual SWs
Pace Project No.: 35275583

Sample: SW 11 **Lab ID: 35275583001** Collected: 11/08/16 10:45 Received: 11/08/16 15:54 Matrix: Water

Parameters	Results	Units	PQL	MDL	DF	Prepared	Analyzed	CAS No.	Qual
Field Data	Analytical Method:								
Field pH	**7.15**	Std. Units			1		11/08/16 10:45		
Field Temperature	**24.07**	deg C			1		11/08/16 10:45		
Appearance	**Color: yellow, Sheen: none**				1		11/08/16 10:45		
Field Specific Conductance	**584**	umhos/cm			1		11/08/16 10:45		
Oxygen, Dissolved	**5.12**	mg/L			1		11/08/16 10:45	7782-44-7	
Turbidity	**8.97**	NTU			1		11/08/16 10:45		
8011 GCS EDB and DBCP	Analytical Method: EPA 8011 Preparation Method: EPA 8011								
1,2-Dibromo-3-chloropropane	**0.0048 U**	ug/L	0.019	0.0048	1	11/10/16 13:25	11/11/16 18:12	96-12-8	
1,2-Dibromoethane (EDB)	**0.0073 U**	ug/L	0.0097	0.0073	1	11/10/16 13:25	11/11/16 18:12	106-93-4	
6010 MET ICP	Analytical Method: EPA 6010 Preparation Method: EPA 3010								
Arsenic	**5.0 U**	ug/L	10.0	5.0	1	11/15/16 05:44	11/15/16 18:05	7440-38-2	
Barium	**28.0**	ug/L	10.0	5.0	1	11/15/16 05:44	11/15/16 18:05	7440-39-3	
Chromium	**2.5 U**	ug/L	5.0	2.5	1	11/15/16 05:44	11/15/16 18:05	7440-47-3	
Cobalt	**5.0 U**	ug/L	10.0	5.0	1	11/15/16 05:44	11/15/16 18:05	7440-48-4	
Iron	**715**	ug/L	40.0	20.0	1	11/15/16 05:44	11/15/16 18:05	7439-89-6	
Nickel	**2.5 U**	ug/L	5.0	2.5	1	11/15/16 05:44	11/15/16 18:05	7440-02-0	
Sodium	**36.1**	mg/L	1.0	0.50	1	11/15/16 05:44	11/15/16 18:05	7440-23-5	
Tot Hardness asCaCO3 (SM 2340B	**166**	mg/L	3.2	1.6	1	11/15/16 05:44	11/15/16 18:05		
Vanadium	**5.0 U**	ug/L	10.0	5.0	1	11/15/16 05:44	11/15/16 18:05	7440-62-2	
Zinc	**10.0 U**	ug/L	20.0	10.0	1	11/15/16 05:44	11/15/16 18:05	7440-66-6	
6020 MET ICPMS	Analytical Method: EPA 6020 Preparation Method: EPA 3010								
Antimony	**0.67 I**	ug/L	1.0	0.50	1	11/15/16 05:44	11/15/16 18:33	7440-36-0	
Beryllium	**0.050 U**	ug/L	0.10	0.050	1	11/15/16 05:44	11/15/16 18:33	7440-41-7	
Cadmium	**0.050 U**	ug/L	0.10	0.050	1	11/15/16 05:44	11/15/16 18:33	7440-43-9	
Copper	**0.93 U**	ug/L	1.0	0.93	1	11/15/16 05:44	11/15/16 18:33	7440-50-8	
Lead	**0.50 U**	ug/L	1.0	0.50	1	11/15/16 05:44	11/15/16 18:33	7439-92-1	
Selenium	**0.50 U**	ug/L	1.0	0.50	1	11/15/16 05:44	11/15/16 18:33	7782-49-2	
Silver	**0.050 U**	ug/L	0.10	0.050	1	11/15/16 05:44	11/15/16 18:33	7440-22-4	
Thallium	**0.50 U**	ug/L	1.0	0.50	1	11/15/16 05:44	11/15/16 18:33	7440-28-0	
9222D Fecal Coliform	Analytical Method: SM 9222D Preparation Method: SM 9222D								
Fecal Coliforms	**60.0**	CFU/100 mL	1.0	1.0	1	11/08/16 17:14	11/09/16 15:16		Z
1631E Mercury,Low Level	Analytical Method: EPA 1631E Preparation Method: EPA 1631E								
Mercury	**0.00213**	ug/L	0.00050	0.00025	1	11/11/16 08:32	11/11/16 14:34	7439-97-6	
8260 MSV	Analytical Method: EPA 8260								
Acetone	**10.0 U**	ug/L	20.0	10.0	1		11/11/16 15:27	67-64-1	
Acrylonitrile	**5.0 U**	ug/L	10.0	5.0	1		11/11/16 15:27	107-13-1	

REPORT OF LABORATORY ANALYSIS

This report shall not be reproduced, except in full,
without the written consent of Pace Analytical Services, LLC.

Pace Analytical Services, LLC
8 East Tower Circle
Ormond Beach, FL 32174
(386)672-5668

ANALYTICAL RESULTS

Project: Tomoka LF Semi-annual SWs
Pace Project No.: 35275583

Sample: SW 11 **Lab ID: 35275583001** Collected: 11/08/16 10:45 Received: 11/08/16 15:54 Matrix: Water

Parameters	Results	Units	PQL	MDL	DF	Prepared	Analyzed	CAS No.	Qual
8260 MSV	Analytical Method: EPA 8260								
Benzene	**0.10 U**	ug/L	1.0	0.10	1		11/11/16 15:27	71-43-2	
Bromochloromethane	**0.50 U**	ug/L	1.0	0.50	1		11/11/16 15:27	74-97-5	
Bromodichloromethane	**0.27 U**	ug/L	0.60	0.27	1		11/11/16 15:27	75-27-4	
Bromoform	**0.50 U**	ug/L	1.0	0.50	1		11/11/16 15:27	75-25-2	
Bromomethane	**0.50 U**	ug/L	5.0	0.50	1		11/11/16 15:27	74-83-9	
2-Butanone (MEK)	**5.0 U**	ug/L	10.0	5.0	1		11/11/16 15:27	78-93-3	
Carbon disulfide	**5.0 U**	ug/L	10.0	5.0	1		11/11/16 15:27	75-15-0	
Carbon tetrachloride	**0.50 U**	ug/L	1.0	0.50	1		11/11/16 15:27	56-23-5	
Chlorobenzene	**0.50 U**	ug/L	1.0	0.50	1		11/11/16 15:27	108-90-7	
Chloroethane	**0.50 U**	ug/L	10.0	0.50	1		11/11/16 15:27	75-00-3	
Chloroform	**0.50 U**	ug/L	1.0	0.50	1		11/11/16 15:27	67-66-3	
Chloromethane	**0.62 U**	ug/L	1.0	0.62	1		11/11/16 15:27	74-87-3	
Dibromochloromethane	**0.26 U**	ug/L	0.50	0.26	1		11/11/16 15:27	124-48-1	
Dibromomethane	**0.50 U**	ug/L	1.0	0.50	1		11/11/16 15:27	74-95-3	
1,2-Dichlorobenzene	**0.50 U**	ug/L	1.0	0.50	1		11/11/16 15:27	95-50-1	
1,4-Dichlorobenzene	**0.50 U**	ug/L	1.0	0.50	1		11/11/16 15:27	106-46-7	
trans-1,4-Dichloro-2-butene	**5.0 U**	ug/L	10.0	5.0	1		11/11/16 15:27	110-57-6	
1,1-Dichloroethane	**0.50 U**	ug/L	1.0	0.50	1		11/11/16 15:27	75-34-3	
1,2-Dichloroethane	**0.50 U**	ug/L	1.0	0.50	1		11/11/16 15:27	107-06-2	
1,1-Dichloroethene	**0.50 U**	ug/L	1.0	0.50	1		11/11/16 15:27	75-35-4	
cis-1,2-Dichloroethene	**0.50 U**	ug/L	1.0	0.50	1		11/11/16 15:27	156-59-2	
trans-1,2-Dichloroethene	**0.50 U**	ug/L	1.0	0.50	1		11/11/16 15:27	156-60-5	
1,2-Dichloropropane	**0.50 U**	ug/L	1.0	0.50	1		11/11/16 15:27	78-87-5	
cis-1,3-Dichloropropene	**0.25 U**	ug/L	0.50	0.25	1		11/11/16 15:27	10061-01-5	
trans-1,3-Dichloropropene	**0.25 U**	ug/L	0.50	0.25	1		11/11/16 15:27	10061-02-6	
Ethylbenzene	**0.50 U**	ug/L	1.0	0.50	1		11/11/16 15:27	100-41-4	
2-Hexanone	**5.0 U**	ug/L	10.0	5.0	1		11/11/16 15:27	591-78-6	
Iodomethane	**0.50 U**	ug/L	10.0	0.50	1		11/11/16 15:27	74-88-4	
Methylene Chloride	**2.5 U**	ug/L	5.0	2.5	1		11/11/16 15:27	75-09-2	
4-Methyl-2-pentanone (MIBK)	**5.0 U**	ug/L	10.0	5.0	1		11/11/16 15:27	108-10-1	
Styrene	**0.50 U**	ug/L	1.0	0.50	1		11/11/16 15:27	100-42-5	
1,1,1,2-Tetrachloroethane	**0.50 U**	ug/L	1.0	0.50	1		11/11/16 15:27	630-20-6	
1,1,2,2-Tetrachloroethane	**0.12 U**	ug/L	0.50	0.12	1		11/11/16 15:27	79-34-5	
Tetrachloroethene	**0.50 U**	ug/L	1.0	0.50	1		11/11/16 15:27	127-18-4	
Toluene	**0.50 U**	ug/L	1.0	0.50	1		11/11/16 15:27	108-88-3	
1,1,1-Trichloroethane	**0.50 U**	ug/L	1.0	0.50	1		11/11/16 15:27	71-55-6	
1,1,2-Trichloroethane	**0.50 U**	ug/L	1.0	0.50	1		11/11/16 15:27	79-00-5	
Trichloroethene	**0.50 U**	ug/L	1.0	0.50	1		11/11/16 15:27	79-01-6	
Trichlorofluoromethane	**0.50 U**	ug/L	1.0	0.50	1		11/11/16 15:27	75-69-4	
1,2,3-Trichloropropane	**0.59 U**	ug/L	1.0	0.59	1		11/11/16 15:27	96-18-4	
Vinyl acetate	**1.0 U**	ug/L	2.0	1.0	1		11/11/16 15:27	108-05-4	
Vinyl chloride	**0.50 U**	ug/L	1.0	0.50	1		11/11/16 15:27	75-01-4	
Xylene (Total)	**1.5 U**	ug/L	3.0	1.5	1		11/11/16 15:27	1330-20-7	
Surrogates									
4-Bromofluorobenzene (S)	92	%	89-111		1		11/11/16 15:27	460-00-4	
1,2-Dichloroethane-d4 (S)	98	%	75-135		1		11/11/16 15:27	17060-07-0	

REPORT OF LABORATORY ANALYSIS

This report shall not be reproduced, except in full,
without the written consent of Pace Analytical Services, LLC.

Pace Analytical Services, LLC
8 East Tower Circle
Ormond Beach, FL 32174
(386)672-5668

ANALYTICAL RESULTS

Project: Tomoka LF Semi-annual SWs
Pace Project No.: 35275583

Sample: SW 11 **Lab ID: 35275583001** Collected: 11/08/16 10:45 Received: 11/08/16 15:54 Matrix: Water

Parameters	Results	Units	PQL	MDL	DF	Prepared	Analyzed	CAS No.	Qual
8260 MSV	Analytical Method: EPA 8260								
Surrogates									
Toluene-d8 (S)	100	%	89-112		1		11/11/16 15:27	2037-26-5	
2540C Total Dissolved Solids	Analytical Method: SM 2540C								
Total Dissolved Solids	**330**	mg/L	5.0	5.0	1		11/10/16 17:40		
2540D Total Suspended Solids	Analytical Method: SM 2540D								
Total Suspended Solids	**94.0**	mg/L	5.0	5.0	1		11/10/16 17:13		
5210B BOD, 5 day	Analytical Method: SM 5210B								
BOD, 5 day	**9.4**	mg/L	2.0	2.0	1	11/09/16 17:03	11/14/16 15:32		
Chlorophyll & Pheophytin	Analytical Method: SM10200 Preparation Method: SM10200								
Chlorophyll a	**68.4**	ug/L	6.8	3.1	1	11/09/16 08:00	11/16/16 14:09		
Total Nitrogen Calculation	Analytical Method: TKN+NOx Calculation								
Total Nitrogen	**3.9**	mg/L	0.50	0.086	1		11/15/16 14:52		
350.1 Ammonia	Analytical Method: EPA 350.1								
Nitrogen, Ammonia	**0.83**	mg/L	0.050	0.020	1		11/12/16 10:49	7664-41-7	
Nitrogen, Ammonia (Unionized)	**0.020 U**	mg/L	0.050	0.020	1		11/12/16 10:49		
351.2 Total Kjeldahl Nitrogen	Analytical Method: EPA 351.2 Preparation Method: EPA 351.2								
Nitrogen, Kjeldahl, Total	**3.9**	mg/L	0.50	0.086	1	11/14/16 07:29	11/15/16 10:16	7727-37-9	
353.2 Nitrogen, NO2/NO3 unpres	Analytical Method: EPA 353.2								
Nitrogen, Nitrate	**0.010 U**	mg/L	0.040	0.010	1		11/09/16 09:11		
Nitrogen, NO2 plus NO3	**0.025 U**	mg/L	0.050	0.025	1		11/09/16 09:11		
365.4 Phosphorus, Total	Analytical Method: EPA 365.4 Preparation Method: EPA 365.4								
Phosphorus, Total (as P)	**0.45**	mg/L	0.10	0.050	1	11/14/16 07:29	11/15/16 10:16	7723-14-0	
410.4 COD	Analytical Method: EPA 410.4								
Chemical Oxygen Demand	**66.5**	mg/L	20.0	12.5	1		11/14/16 14:39		
5310B TOC	Analytical Method: SM 5310B								
Total Organic Carbon	**26.8**	mg/L	1.0	0.50	1		11/12/16 01:53	7440-44-0	

REPORT OF LABORATORY ANALYSIS

This report shall not be reproduced, except in full,
without the written consent of Pace Analytical Services, LLC.

Pace Analytical Services, LLC
8 East Tower Circle
Ormond Beach, FL 32174
(386)672-5668

ANALYTICAL RESULTS

Project: Tomoka LF Semi-annual SWs
Pace Project No.: 35275583

Sample: SW 12 **Lab ID: 35275583002** Collected: 11/08/16 11:20 Received: 11/08/16 15:54 Matrix: Water

Parameters	Results	Units	PQL	MDL	DF	Prepared	Analyzed	CAS No.	Qual
Field Data	Analytical Method:								
Field pH	**7.56**	Std. Units			1		11/08/16 11:20		
Field Temperature	**24.95**	deg C			1		11/08/16 11:20		
Appearance	**Color: yellow, Sheen: none**				1		11/08/16 11:20		
Field Specific Conductance	**471**	umhos/cm			1		11/08/16 11:20		
Oxygen, Dissolved	**9.58**	mg/L			1		11/08/16 11:20	7782-44-7	
Turbidity	**10.38**	NTU			1		11/08/16 11:20		
8011 GCS EDB and DBCP	Analytical Method: EPA 8011 Preparation Method: EPA 8011								
1,2-Dibromo-3-chloropropane	**0.0047 U**	ug/L	0.019	0.0047	1	11/10/16 13:25	11/11/16 18:27	96-12-8	
1,2-Dibromoethane (EDB)	**0.0072 U**	ug/L	0.0096	0.0072	1	11/10/16 13:25	11/11/16 18:27	106-93-4	
6010 MET ICP	Analytical Method: EPA 6010 Preparation Method: EPA 3010								
Arsenic	**5.0 U**	ug/L	10.0	5.0	1	11/15/16 05:44	11/15/16 18:09	7440-38-2	
Barium	**30.3**	ug/L	10.0	5.0	1	11/15/16 05:44	11/15/16 18:09	7440-39-3	
Chromium	**2.5 U**	ug/L	5.0	2.5	1	11/15/16 05:44	11/15/16 18:09	7440-47-3	
Cobalt	**5.0 U**	ug/L	10.0	5.0	1	11/15/16 05:44	11/15/16 18:09	7440-48-4	
Iron	**138**	ug/L	40.0	20.0	1	11/15/16 05:44	11/15/16 18:09	7439-89-6	
Nickel	**2.5 U**	ug/L	5.0	2.5	1	11/15/16 05:44	11/15/16 18:09	7440-02-0	
Sodium	**27.6**	mg/L	1.0	0.50	1	11/15/16 05:44	11/15/16 18:09	7440-23-5	
Tot Hardness asCaCO3 (SM 2340B	**148**	mg/L	3.2	1.6	1	11/15/16 05:44	11/15/16 18:09		
Vanadium	**5.6 I**	ug/L	10.0	5.0	1	11/15/16 05:44	11/15/16 18:09	7440-62-2	
Zinc	**10.0 U**	ug/L	20.0	10.0	1	11/15/16 05:44	11/15/16 18:09	7440-66-6	
6020 MET ICPMS	Analytical Method: EPA 6020 Preparation Method: EPA 3010								
Antimony	**0.78 I**	ug/L	1.0	0.50	1	11/15/16 05:44	11/15/16 18:43	7440-36-0	
Beryllium	**0.050 U**	ug/L	0.10	0.050	1	11/15/16 05:44	11/15/16 18:43	7440-41-7	
Cadmium	**0.050 U**	ug/L	0.10	0.050	1	11/15/16 05:44	11/15/16 18:43	7440-43-9	
Copper	**0.93 U**	ug/L	1.0	0.93	1	11/15/16 05:44	11/15/16 18:43	7440-50-8	
Lead	**0.50 U**	ug/L	1.0	0.50	1	11/15/16 05:44	11/15/16 18:43	7439-92-1	
Selenium	**0.50 U**	ug/L	1.0	0.50	1	11/15/16 05:44	11/15/16 18:43	7782-49-2	
Silver	**0.050 U**	ug/L	0.10	0.050	1	11/15/16 05:44	11/15/16 18:43	7440-22-4	
Thallium	**0.50 U**	ug/L	1.0	0.50	1	11/15/16 05:44	11/15/16 18:43	7440-28-0	
9222D Fecal Coliform	Analytical Method: SM 9222D Preparation Method: SM 9222D								
Fecal Coliforms	**38.0**	CFU/100 mL	1.0	1.0	1	11/08/16 17:14	11/09/16 15:16		
1631E Mercury,Low Level	Analytical Method: EPA 1631E Preparation Method: EPA 1631E								
Mercury	**0.00203**	ug/L	0.00050	0.00025	1	11/11/16 08:32	11/11/16 14:42	7439-97-6	
8260 MSV	Analytical Method: EPA 8260								
Acetone	**10.0 U**	ug/L	20.0	10.0	1		11/11/16 15:52	67-64-1	
Acrylonitrile	**5.0 U**	ug/L	10.0	5.0	1		11/11/16 15:52	107-13-1	

REPORT OF LABORATORY ANALYSIS

This report shall not be reproduced, except in full,
without the written consent of Pace Analytical Services, LLC.

Pace Analytical Services, LLC
8 East Tower Circle
Ormond Beach, FL 32174
(386)672-5668

ANALYTICAL RESULTS

Project: Tomoka LF Semi-annual SWs
Pace Project No.: 35275583

Sample: SW 12 **Lab ID: 35275583002** Collected: 11/08/16 11:20 Received: 11/08/16 15:54 Matrix: Water

Parameters	Results	Units	PQL	MDL	DF	Prepared	Analyzed	CAS No.	Qual
8260 MSV	Analytical Method: EPA 8260								
Benzene	**0.10 U**	ug/L	1.0	0.10	1		11/11/16 15:52	71-43-2	
Bromochloromethane	**0.50 U**	ug/L	1.0	0.50	1		11/11/16 15:52	74-97-5	
Bromodichloromethane	**0.27 U**	ug/L	0.60	0.27	1		11/11/16 15:52	75-27-4	
Bromoform	**0.50 U**	ug/L	1.0	0.50	1		11/11/16 15:52	75-25-2	
Bromomethane	**0.50 U**	ug/L	5.0	0.50	1		11/11/16 15:52	74-83-9	
2-Butanone (MEK)	**5.0 U**	ug/L	10.0	5.0	1		11/11/16 15:52	78-93-3	
Carbon disulfide	**5.0 U**	ug/L	10.0	5.0	1		11/11/16 15:52	75-15-0	
Carbon tetrachloride	**0.50 U**	ug/L	1.0	0.50	1		11/11/16 15:52	56-23-5	
Chlorobenzene	**0.50 U**	ug/L	1.0	0.50	1		11/11/16 15:52	108-90-7	
Chloroethane	**0.50 U**	ug/L	10.0	0.50	1		11/11/16 15:52	75-00-3	
Chloroform	**0.50 U**	ug/L	1.0	0.50	1		11/11/16 15:52	67-66-3	
Chloromethane	**0.62 U**	ug/L	1.0	0.62	1		11/11/16 15:52	74-87-3	
Dibromochloromethane	**0.26 U**	ug/L	0.50	0.26	1		11/11/16 15:52	124-48-1	
Dibromomethane	**0.50 U**	ug/L	1.0	0.50	1		11/11/16 15:52	74-95-3	
1,2-Dichlorobenzene	**0.50 U**	ug/L	1.0	0.50	1		11/11/16 15:52	95-50-1	
1,4-Dichlorobenzene	**0.50 U**	ug/L	1.0	0.50	1		11/11/16 15:52	106-46-7	
trans-1,4-Dichloro-2-butene	**5.0 U**	ug/L	10.0	5.0	1		11/11/16 15:52	110-57-6	
1,1-Dichloroethane	**0.50 U**	ug/L	1.0	0.50	1		11/11/16 15:52	75-34-3	
1,2-Dichloroethane	**0.50 U**	ug/L	1.0	0.50	1		11/11/16 15:52	107-06-2	
1,1-Dichloroethene	**0.50 U**	ug/L	1.0	0.50	1		11/11/16 15:52	75-35-4	
cis-1,2-Dichloroethene	**0.50 U**	ug/L	1.0	0.50	1		11/11/16 15:52	156-59-2	
trans-1,2-Dichloroethene	**0.50 U**	ug/L	1.0	0.50	1		11/11/16 15:52	156-60-5	
1,2-Dichloropropane	**0.50 U**	ug/L	1.0	0.50	1		11/11/16 15:52	78-87-5	
cis-1,3-Dichloropropene	**0.25 U**	ug/L	0.50	0.25	1		11/11/16 15:52	10061-01-5	
trans-1,3-Dichloropropene	**0.25 U**	ug/L	0.50	0.25	1		11/11/16 15:52	10061-02-6	
Ethylbenzene	**0.50 U**	ug/L	1.0	0.50	1		11/11/16 15:52	100-41-4	
2-Hexanone	**5.0 U**	ug/L	10.0	5.0	1		11/11/16 15:52	591-78-6	
Iodomethane	**0.50 U**	ug/L	10.0	0.50	1		11/11/16 15:52	74-88-4	
Methylene Chloride	**2.5 U**	ug/L	5.0	2.5	1		11/11/16 15:52	75-09-2	
4-Methyl-2-pentanone (MIBK)	**5.0 U**	ug/L	10.0	5.0	1		11/11/16 15:52	108-10-1	
Styrene	**0.50 U**	ug/L	1.0	0.50	1		11/11/16 15:52	100-42-5	
1,1,1,2-Tetrachloroethane	**0.50 U**	ug/L	1.0	0.50	1		11/11/16 15:52	630-20-6	
1,1,2,2-Tetrachloroethane	**0.12 U**	ug/L	0.50	0.12	1		11/11/16 15:52	79-34-5	
Tetrachloroethene	**0.50 U**	ug/L	1.0	0.50	1		11/11/16 15:52	127-18-4	
Toluene	**0.50 U**	ug/L	1.0	0.50	1		11/11/16 15:52	108-88-3	
1,1,1-Trichloroethane	**0.50 U**	ug/L	1.0	0.50	1		11/11/16 15:52	71-55-6	
1,1,2-Trichloroethane	**0.50 U**	ug/L	1.0	0.50	1		11/11/16 15:52	79-00-5	
Trichloroethene	**0.50 U**	ug/L	1.0	0.50	1		11/11/16 15:52	79-01-6	
Trichlorofluoromethane	**0.50 U**	ug/L	1.0	0.50	1		11/11/16 15:52	75-69-4	
1,2,3-Trichloropropane	**0.59 U**	ug/L	1.0	0.59	1		11/11/16 15:52	96-18-4	
Vinyl acetate	**1.0 U**	ug/L	2.0	1.0	1		11/11/16 15:52	108-05-4	
Vinyl chloride	**0.50 U**	ug/L	1.0	0.50	1		11/11/16 15:52	75-01-4	
Xylene (Total)	**1.5 U**	ug/L	3.0	1.5	1		11/11/16 15:52	1330-20-7	
Surrogates									
4-Bromofluorobenzene (S)	93	%	89-111		1		11/11/16 15:52	460-00-4	
1,2-Dichloroethane-d4 (S)	100	%	75-135		1		11/11/16 15:52	17060-07-0	

REPORT OF LABORATORY ANALYSIS

This report shall not be reproduced, except in full,
without the written consent of Pace Analytical Services, LLC.

Pace Analytical Services, LLC
8 East Tower Circle
Ormond Beach, FL 32174
(386)672-5668

ANALYTICAL RESULTS

Project: Tomoka LF Semi-annual SWs
Pace Project No.: 35275583

Sample: SW 12 **Lab ID: 35275583002** Collected: 11/08/16 11:20 Received: 11/08/16 15:54 Matrix: Water

Parameters	Results	Units	PQL	MDL	DF	Prepared	Analyzed	CAS No.	Qual
8260 MSV	Analytical Method: EPA 8260								
Surrogates									
Toluene-d8 (S)	100	%	89-112		1		11/11/16 15:52	2037-26-5	
2540C Total Dissolved Solids	Analytical Method: SM 2540C								
Total Dissolved Solids	**278**	mg/L	5.0	5.0	1		11/10/16 17:41		
2540D Total Suspended Solids	Analytical Method: SM 2540D								
Total Suspended Solids	**8.5**	mg/L	5.0	5.0	1		11/10/16 17:13		
5210B BOD, 5 day	Analytical Method: SM 5210B								
BOD, 5 day	**2.0 U**	mg/L	2.0	2.0	1	11/09/16 17:05	11/14/16 15:34		
Chlorophyll & Pheophytin	Analytical Method: SM10200 Preparation Method: SM10200								
Chlorophyll a	**11.7**	ug/L	5.0	2.2	1	11/09/16 08:00	11/16/16 14:09		
Total Nitrogen Calculation	Analytical Method: TKN+NOx Calculation								
Total Nitrogen	**1.3**	mg/L	0.50	0.086	1		11/15/16 14:52		
350.1 Ammonia	Analytical Method: EPA 350.1								
Nitrogen, Ammonia	**0.037 I**	mg/L	0.050	0.020	1		11/12/16 10:51	7664-41-7	
Nitrogen, Ammonia (Unionized)	**0.020 U**	mg/L	0.050	0.020	1		11/12/16 10:51		
351.2 Total Kjeldahl Nitrogen	Analytical Method: EPA 351.2 Preparation Method: EPA 351.2								
Nitrogen, Kjeldahl, Total	**0.97**	mg/L	0.50	0.086	1	11/14/16 07:29	11/15/16 10:18	7727-37-9	
353.2 Nitrogen, NO2/NO3 unpres	Analytical Method: EPA 353.2								
Nitrogen, Nitrate	**0.25**	mg/L	0.040	0.010	1		11/09/16 09:12		
Nitrogen, NO2 plus NO3	**0.35**	mg/L	0.050	0.025	1		11/09/16 09:12		
365.4 Phosphorus, Total	Analytical Method: EPA 365.4 Preparation Method: EPA 365.4								
Phosphorus, Total (as P)	**0.050 U**	mg/L	0.10	0.050	1	11/14/16 07:29	11/15/16 10:18	7723-14-0	
410.4 COD	Analytical Method: EPA 410.4								
Chemical Oxygen Demand	**14.7 I**	mg/L	20.0	12.5	1		11/14/16 14:39		
5310B TOC	Analytical Method: SM 5310B								
Total Organic Carbon	**12.4**	mg/L	1.0	0.50	1		11/12/16 02:35	7440-44-0	

REPORT OF LABORATORY ANALYSIS

This report shall not be reproduced, except in full,
without the written consent of Pace Analytical Services, LLC.

Pace Analytical Services, LLC
8 East Tower Circle
Ormond Beach, FL 32174
(386)672-5668

ANALYTICAL RESULTS

Project: Tomoka LF Semi-annual SWs
Pace Project No.: 35275583

Sample: SW 1 **Lab ID: 35275583003** Collected: 11/08/16 12:00 Received: 11/08/16 15:54 Matrix: Water

Parameters	Results	Units	PQL	MDL	DF	Prepared	Analyzed	CAS No.	Qual
Field Data	Analytical Method:								
Field pH	**7.57**	Std. Units			1		11/08/16 12:00		
Field Temperature	**23.60**	deg C			1		11/08/16 12:00		
Appearance	**Color: yellow, Sheen: none**				1		11/08/16 12:00		
Field Specific Conductance	**311**	umhos/cm			1		11/08/16 12:00		
Oxygen, Dissolved	**10.49**	mg/L			1		11/08/16 12:00	7782-44-7	
Turbidity	**16.99**	NTU			1		11/08/16 12:00		
8011 GCS EDB and DBCP	Analytical Method: EPA 8011 Preparation Method: EPA 8011								
1,2-Dibromo-3-chloropropane	**0.0047 U**	ug/L	0.019	0.0047	1	11/10/16 13:25	11/11/16 18:42	96-12-8	
1,2-Dibromoethane (EDB)	**0.0072 U**	ug/L	0.0096	0.0072	1	11/10/16 13:25	11/11/16 18:42	106-93-4	
6010 MET ICP	Analytical Method: EPA 6010 Preparation Method: EPA 3010								
Arsenic	**5.0 U**	ug/L	10.0	5.0	1	11/15/16 05:44	11/15/16 18:13	7440-38-2	
Barium	**19.0**	ug/L	10.0	5.0	1	11/15/16 05:44	11/15/16 18:13	7440-39-3	
Chromium	**2.5 U**	ug/L	5.0	2.5	1	11/15/16 05:44	11/15/16 18:13	7440-47-3	
Cobalt	**5.0 U**	ug/L	10.0	5.0	1	11/15/16 05:44	11/15/16 18:13	7440-48-4	
Iron	**240**	ug/L	40.0	20.0	1	11/15/16 05:44	11/15/16 18:13	7439-89-6	
Nickel	**2.5 U**	ug/L	5.0	2.5	1	11/15/16 05:44	11/15/16 18:13	7440-02-0	
Sodium	**11.3**	mg/L	1.0	0.50	1	11/15/16 05:44	11/15/16 18:13	7440-23-5	
Tot Hardness asCaCO3 (SM 2340B	**127**	mg/L	3.2	1.6	1	11/15/16 05:44	11/15/16 18:13		
Vanadium	**5.0 U**	ug/L	10.0	5.0	1	11/15/16 05:44	11/15/16 18:13	7440-62-2	
Zinc	**10.0 U**	ug/L	20.0	10.0	1	11/15/16 05:44	11/15/16 18:13	7440-66-6	
6020 MET ICPMS	Analytical Method: EPA 6020 Preparation Method: EPA 3010								
Antimony	**1.2**	ug/L	1.0	0.50	1	11/15/16 05:44	11/15/16 18:46	7440-36-0	
Beryllium	**0.050 U**	ug/L	0.10	0.050	1	11/15/16 05:44	11/15/16 18:46	7440-41-7	
Cadmium	**0.050 U**	ug/L	0.10	0.050	1	11/15/16 05:44	11/15/16 18:46	7440-43-9	
Copper	**0.93 U**	ug/L	1.0	0.93	1	11/15/16 05:44	11/15/16 18:46	7440-50-8	
Lead	**0.92 I**	ug/L	1.0	0.50	1	11/15/16 05:44	11/15/16 18:46	7439-92-1	
Selenium	**0.50 U**	ug/L	1.0	0.50	1	11/15/16 05:44	11/15/16 18:46	7782-49-2	
Silver	**0.050 U**	ug/L	0.10	0.050	1	11/15/16 05:44	11/15/16 18:46	7440-22-4	
Thallium	**0.50 U**	ug/L	1.0	0.50	1	11/15/16 05:44	11/15/16 18:46	7440-28-0	
9222D Fecal Coliform	Analytical Method: SM 9222D Preparation Method: SM 9222D								
Fecal Coliforms	**17.0**	CFU/100 mL	1.0	1.0	1	11/08/16 17:14	11/09/16 15:16		
1631E Mercury,Low Level	Analytical Method: EPA 1631E Preparation Method: EPA 1631E								
Mercury	**0.00325**	ug/L	0.00050	0.00025	1	11/11/16 08:32	11/11/16 14:50	7439-97-6	
8260 MSV	Analytical Method: EPA 8260								
Acetone	**10.0 U**	ug/L	20.0	10.0	1		11/11/16 16:17	67-64-1	
Acrylonitrile	**5.0 U**	ug/L	10.0	5.0	1		11/11/16 16:17	107-13-1	

REPORT OF LABORATORY ANALYSIS

This report shall not be reproduced, except in full,
without the written consent of Pace Analytical Services, LLC.

Pace Analytical Services, LLC
8 East Tower Circle
Ormond Beach, FL 32174
(386)672-5668

ANALYTICAL RESULTS

Project: Tomoka LF Semi-annual SWs
Pace Project No.: 35275583

Sample: SW 1 **Lab ID: 35275583003** Collected: 11/08/16 12:00 Received: 11/08/16 15:54 Matrix: Water

Parameters	Results	Units	PQL	MDL	DF	Prepared	Analyzed	CAS No.	Qual
8260 MSV	Analytical Method: EPA 8260								
Benzene	**0.10 U**	ug/L	1.0	0.10	1		11/11/16 16:17	71-43-2	
Bromochloromethane	**0.50 U**	ug/L	1.0	0.50	1		11/11/16 16:17	74-97-5	
Bromodichloromethane	**0.27 U**	ug/L	0.60	0.27	1		11/11/16 16:17	75-27-4	
Bromoform	**0.50 U**	ug/L	1.0	0.50	1		11/11/16 16:17	75-25-2	
Bromomethane	**0.50 U**	ug/L	5.0	0.50	1		11/11/16 16:17	74-83-9	
2-Butanone (MEK)	**5.0 U**	ug/L	10.0	5.0	1		11/11/16 16:17	78-93-3	
Carbon disulfide	**5.0 U**	ug/L	10.0	5.0	1		11/11/16 16:17	75-15-0	
Carbon tetrachloride	**0.50 U**	ug/L	1.0	0.50	1		11/11/16 16:17	56-23-5	
Chlorobenzene	**0.50 U**	ug/L	1.0	0.50	1		11/11/16 16:17	108-90-7	
Chloroethane	**0.50 U**	ug/L	10.0	0.50	1		11/11/16 16:17	75-00-3	
Chloroform	**0.50 U**	ug/L	1.0	0.50	1		11/11/16 16:17	67-66-3	
Chloromethane	**0.62 U**	ug/L	1.0	0.62	1		11/11/16 16:17	74-87-3	
Dibromochloromethane	**0.26 U**	ug/L	0.50	0.26	1		11/11/16 16:17	124-48-1	
Dibromomethane	**0.50 U**	ug/L	1.0	0.50	1		11/11/16 16:17	74-95-3	
1,2-Dichlorobenzene	**0.50 U**	ug/L	1.0	0.50	1		11/11/16 16:17	95-50-1	
1,4-Dichlorobenzene	**0.50 U**	ug/L	1.0	0.50	1		11/11/16 16:17	106-46-7	
trans-1,4-Dichloro-2-butene	**5.0 U**	ug/L	10.0	5.0	1		11/11/16 16:17	110-57-6	
1,1-Dichloroethane	**0.50 U**	ug/L	1.0	0.50	1		11/11/16 16:17	75-34-3	
1,2-Dichloroethane	**0.50 U**	ug/L	1.0	0.50	1		11/11/16 16:17	107-06-2	
1,1-Dichloroethene	**0.50 U**	ug/L	1.0	0.50	1		11/11/16 16:17	75-35-4	
cis-1,2-Dichloroethene	**0.50 U**	ug/L	1.0	0.50	1		11/11/16 16:17	156-59-2	
trans-1,2-Dichloroethene	**0.50 U**	ug/L	1.0	0.50	1		11/11/16 16:17	156-60-5	
1,2-Dichloropropane	**0.50 U**	ug/L	1.0	0.50	1		11/11/16 16:17	78-87-5	
cis-1,3-Dichloropropene	**0.25 U**	ug/L	0.50	0.25	1		11/11/16 16:17	10061-01-5	
trans-1,3-Dichloropropene	**0.25 U**	ug/L	0.50	0.25	1		11/11/16 16:17	10061-02-6	
Ethylbenzene	**0.50 U**	ug/L	1.0	0.50	1		11/11/16 16:17	100-41-4	
2-Hexanone	**5.0 U**	ug/L	10.0	5.0	1		11/11/16 16:17	591-78-6	
Iodomethane	**0.50 U**	ug/L	10.0	0.50	1		11/11/16 16:17	74-88-4	
Methylene Chloride	**2.5 U**	ug/L	5.0	2.5	1		11/11/16 16:17	75-09-2	
4-Methyl-2-pentanone (MIBK)	**5.0 U**	ug/L	10.0	5.0	1		11/11/16 16:17	108-10-1	
Styrene	**0.50 U**	ug/L	1.0	0.50	1		11/11/16 16:17	100-42-5	
1,1,1,2-Tetrachloroethane	**0.50 U**	ug/L	1.0	0.50	1		11/11/16 16:17	630-20-6	
1,1,2,2-Tetrachloroethane	**0.12 U**	ug/L	0.50	0.12	1		11/11/16 16:17	79-34-5	
Tetrachloroethene	**0.50 U**	ug/L	1.0	0.50	1		11/11/16 16:17	127-18-4	
Toluene	**0.50 U**	ug/L	1.0	0.50	1		11/11/16 16:17	108-88-3	
1,1,1-Trichloroethane	**0.50 U**	ug/L	1.0	0.50	1		11/11/16 16:17	71-55-6	
1,1,2-Trichloroethane	**0.50 U**	ug/L	1.0	0.50	1		11/11/16 16:17	79-00-5	
Trichloroethene	**0.50 U**	ug/L	1.0	0.50	1		11/11/16 16:17	79-01-6	
Trichlorofluoromethane	**0.50 U**	ug/L	1.0	0.50	1		11/11/16 16:17	75-69-4	
1,2,3-Trichloropropane	**0.59 U**	ug/L	1.0	0.59	1		11/11/16 16:17	96-18-4	
Vinyl acetate	**1.0 U**	ug/L	2.0	1.0	1		11/11/16 16:17	108-05-4	
Vinyl chloride	**0.50 U**	ug/L	1.0	0.50	1		11/11/16 16:17	75-01-4	
Xylene (Total)	**1.5 U**	ug/L	3.0	1.5	1		11/11/16 16:17	1330-20-7	
Surrogates									
4-Bromofluorobenzene (S)	94	%	89-111		1		11/11/16 16:17	460-00-4	
1,2-Dichloroethane-d4 (S)	103	%	75-135		1		11/11/16 16:17	17060-07-0	

REPORT OF LABORATORY ANALYSIS

This report shall not be reproduced, except in full,
without the written consent of Pace Analytical Services, LLC.

Pace Analytical Services, LLC
8 East Tower Circle
Ormond Beach, FL 32174
(386)672-5668

ANALYTICAL RESULTS

Project: Tomoka LF Semi-annual SWs
Pace Project No.: 35275583

Sample: SW 1 **Lab ID: 35275583003** Collected: 11/08/16 12:00 Received: 11/08/16 15:54 Matrix: Water

Parameters	Results	Units	PQL	MDL	DF	Prepared	Analyzed	CAS No.	Qual
8260 MSV	Analytical Method: EPA 8260								
Surrogates									
Toluene-d8 (S)	100	%	89-112		1		11/11/16 16:17	2037-26-5	
2540C Total Dissolved Solids	Analytical Method: SM 2540C								
Total Dissolved Solids	**179**	mg/L	5.0	5.0	1		11/10/16 17:41		
2540D Total Suspended Solids	Analytical Method: SM 2540D								
Total Suspended Solids	**5.0 U**	mg/L	5.0	5.0	1		11/11/16 09:50		
5210B BOD, 5 day	Analytical Method: SM 5210B								
BOD, 5 day	**2.0 U**	mg/L	2.0	2.0	1	11/09/16 17:06	11/14/16 15:35		
Chlorophyll & Pheophytin	Analytical Method: SM10200 Preparation Method: SM10200								
Chlorophyll a	**4.1 I**	ug/L	5.0	2.2	1	11/09/16 08:00	11/16/16 14:09		
Total Nitrogen Calculation	Analytical Method: TKN+NOx Calculation								
Total Nitrogen	**0.91**	mg/L	0.50	0.086	1		11/15/16 14:52		
350.1 Ammonia	Analytical Method: EPA 350.1								
Nitrogen, Ammonia	**0.20**	mg/L	0.050	0.020	1		11/12/16 10:52	7664-41-7	
Nitrogen, Ammonia (Unionized)	**0.020 U**	mg/L	0.050	0.020	1		11/12/16 10:52		
351.2 Total Kjeldahl Nitrogen	Analytical Method: EPA 351.2 Preparation Method: EPA 351.2								
Nitrogen, Kjeldahl, Total	**0.81 I**	mg/L	1.0	0.17	1	11/14/16 07:29	11/15/16 10:19	7727-37-9	
353.2 Nitrogen, NO2/NO3 unpres	Analytical Method: EPA 353.2								
Nitrogen, Nitrate	**0.091**	mg/L	0.040	0.010	1		11/09/16 09:14		
Nitrogen, NO2 plus NO3	**0.091**	mg/L	0.050	0.025	1		11/09/16 09:14		
365.4 Phosphorus, Total	Analytical Method: EPA 365.4 Preparation Method: EPA 365.4								
Phosphorus, Total (as P)	**0.10 U**	mg/L	0.20	0.10	1	11/14/16 07:29	11/15/16 10:19	7723-14-0	
410.4 COD	Analytical Method: EPA 410.4								
Chemical Oxygen Demand	**12.5 U**	mg/L	20.0	12.5	1		11/14/16 14:39		
5310B TOC	Analytical Method: SM 5310B								
Total Organic Carbon	**10.9**	mg/L	1.0	0.50	1		11/12/16 04:09	7440-44-0	

REPORT OF LABORATORY ANALYSIS

This report shall not be reproduced, except in full,
without the written consent of Pace Analytical Services, LLC.

Pace Analytical Services, LLC
8 East Tower Circle
Ormond Beach, FL 32174
(386)672-5668

ANALYTICAL RESULTS

Project: Tomoka LF Semi-annual SWs
Pace Project No.: 35275583

Sample: SW 5 **Lab ID: 35275583004** Collected: 11/08/16 12:50 Received: 11/08/16 15:54 Matrix: Water

Parameters	Results	Units	PQL	MDL	DF	Prepared	Analyzed	CAS No.	Qual
Field Data	Analytical Method:								
Field pH	**7.58**	Std. Units			1		11/08/16 12:50		
Field Temperature	**22.92**	deg C			1		11/08/16 12:50		
Appearance	**Color: yellow, Sheen: none**				1		11/08/16 12:50		
Field Specific Conductance	**403**	umhos/cm			1		11/08/16 12:50		
Oxygen, Dissolved	**9.96**	mg/L			1		11/08/16 12:50	7782-44-7	
REDOX	**7.58**	mV			1		11/08/16 12:50		
8011 GCS EDB and DBCP	Analytical Method: EPA 8011 Preparation Method: EPA 8011								
1,2-Dibromo-3-chloropropane	**0.0048 U**	ug/L	0.020	0.0048	1	11/10/16 13:25	11/11/16 12:22	96-12-8	
1,2-Dibromoethane (EDB)	**0.0073 U**	ug/L	0.0098	0.0073	1	11/10/16 13:25	11/11/16 12:22	106-93-4	
6010 MET ICP	Analytical Method: EPA 6010 Preparation Method: EPA 3010								
Arsenic	**5.0 U**	ug/L	10.0	5.0	1	11/15/16 05:44	11/15/16 18:25	7440-38-2	
Barium	**25.6**	ug/L	10.0	5.0	1	11/15/16 05:44	11/15/16 18:25	7440-39-3	
Chromium	**2.5 U**	ug/L	5.0	2.5	1	11/15/16 05:44	11/15/16 18:25	7440-47-3	
Cobalt	**5.0 U**	ug/L	10.0	5.0	1	11/15/16 05:44	11/15/16 18:25	7440-48-4	
Iron	**1880**	ug/L	40.0	20.0	1	11/15/16 05:44	11/15/16 18:25	7439-89-6	
Nickel	**2.5 U**	ug/L	5.0	2.5	1	11/15/16 05:44	11/15/16 18:25	7440-02-0	
Sodium	**24.1**	mg/L	1.0	0.50	1	11/15/16 05:44	11/15/16 18:25	7440-23-5	
Tot Hardness asCaCO3 (SM 2340B	**142**	mg/L	3.2	1.6	1	11/15/16 05:44	11/15/16 18:25		
Vanadium	**5.0 U**	ug/L	10.0	5.0	1	11/15/16 05:44	11/15/16 18:25	7440-62-2	
Zinc	**10.0 U**	ug/L	20.0	10.0	1	11/15/16 05:44	11/15/16 18:25	7440-66-6	
6020 MET ICPMS	Analytical Method: EPA 6020 Preparation Method: EPA 3010								
Antimony	**0.50 U**	ug/L	1.0	0.50	1	11/15/16 05:44	11/15/16 18:49	7440-36-0	
Beryllium	**0.050 U**	ug/L	0.10	0.050	1	11/15/16 05:44	11/15/16 18:49	7440-41-7	
Cadmium	**0.050 U**	ug/L	0.10	0.050	1	11/15/16 05:44	11/15/16 18:49	7440-43-9	
Copper	**0.93 U**	ug/L	1.0	0.93	1	11/15/16 05:44	11/15/16 18:49	7440-50-8	
Lead	**0.50 U**	ug/L	1.0	0.50	1	11/15/16 05:44	11/15/16 18:49	7439-92-1	
Selenium	**0.50 U**	ug/L	1.0	0.50	1	11/15/16 05:44	11/15/16 18:49	7782-49-2	
Silver	**0.050 U**	ug/L	0.10	0.050	1	11/15/16 05:44	11/15/16 18:49	7440-22-4	
Thallium	**0.50 U**	ug/L	1.0	0.50	1	11/15/16 05:44	11/15/16 18:49	7440-28-0	
9222D Fecal Coliform	Analytical Method: SM 9222D Preparation Method: SM 9222D								
Fecal Coliforms	**9.0**	CFU/100 mL	1.0	1.0	1	11/08/16 17:14	11/09/16 15:16		
1631E Mercury,Low Level	Analytical Method: EPA 1631E Preparation Method: EPA 1631E								
Mercury	**0.00204**	ug/L	0.00050	0.00025	1	11/11/16 08:32	11/11/16 14:57	7439-97-6	
8260 MSV	Analytical Method: EPA 8260								
Acetone	**10.0 U**	ug/L	20.0	10.0	1		11/11/16 16:42	67-64-1	
Acrylonitrile	**5.0 U**	ug/L	10.0	5.0	1		11/11/16 16:42	107-13-1	

REPORT OF LABORATORY ANALYSIS

This report shall not be reproduced, except in full,
without the written consent of Pace Analytical Services, LLC.

Pace Analytical Services, LLC
8 East Tower Circle
Ormond Beach, FL 32174
(386)672-5668

ANALYTICAL RESULTS

Project: Tomoka LF Semi-annual SWs
Pace Project No.: 35275583

Sample: SW 5 **Lab ID: 35275583004** Collected: 11/08/16 12:50 Received: 11/08/16 15:54 Matrix: Water

Parameters	Results	Units	PQL	MDL	DF	Prepared	Analyzed	CAS No.	Qual
8260 MSV	Analytical Method: EPA 8260								
Benzene	**0.10 U**	ug/L	1.0	0.10	1		11/11/16 16:42	71-43-2	
Bromochloromethane	**0.50 U**	ug/L	1.0	0.50	1		11/11/16 16:42	74-97-5	
Bromodichloromethane	**0.27 U**	ug/L	0.60	0.27	1		11/11/16 16:42	75-27-4	
Bromoform	**0.50 U**	ug/L	1.0	0.50	1		11/11/16 16:42	75-25-2	
Bromomethane	**0.50 U**	ug/L	5.0	0.50	1		11/11/16 16:42	74-83-9	
2-Butanone (MEK)	**5.0 U**	ug/L	10.0	5.0	1		11/11/16 16:42	78-93-3	
Carbon disulfide	**5.0 U**	ug/L	10.0	5.0	1		11/11/16 16:42	75-15-0	
Carbon tetrachloride	**0.50 U**	ug/L	1.0	0.50	1		11/11/16 16:42	56-23-5	
Chlorobenzene	**0.50 U**	ug/L	1.0	0.50	1		11/11/16 16:42	108-90-7	
Chloroethane	**0.50 U**	ug/L	10.0	0.50	1		11/11/16 16:42	75-00-3	
Chloroform	**0.50 U**	ug/L	1.0	0.50	1		11/11/16 16:42	67-66-3	
Chloromethane	**0.62 U**	ug/L	1.0	0.62	1		11/11/16 16:42	74-87-3	
Dibromochloromethane	**0.26 U**	ug/L	0.50	0.26	1		11/11/16 16:42	124-48-1	
Dibromomethane	**0.50 U**	ug/L	1.0	0.50	1		11/11/16 16:42	74-95-3	
1,2-Dichlorobenzene	**0.50 U**	ug/L	1.0	0.50	1		11/11/16 16:42	95-50-1	
1,4-Dichlorobenzene	**0.50 U**	ug/L	1.0	0.50	1		11/11/16 16:42	106-46-7	
trans-1,4-Dichloro-2-butene	**5.0 U**	ug/L	10.0	5.0	1		11/11/16 16:42	110-57-6	
1,1-Dichloroethane	**0.50 U**	ug/L	1.0	0.50	1		11/11/16 16:42	75-34-3	
1,2-Dichloroethane	**0.50 U**	ug/L	1.0	0.50	1		11/11/16 16:42	107-06-2	
1,1-Dichloroethene	**0.50 U**	ug/L	1.0	0.50	1		11/11/16 16:42	75-35-4	
cis-1,2-Dichloroethene	**0.50 U**	ug/L	1.0	0.50	1		11/11/16 16:42	156-59-2	
trans-1,2-Dichloroethene	**0.50 U**	ug/L	1.0	0.50	1		11/11/16 16:42	156-60-5	
1,2-Dichloropropane	**0.50 U**	ug/L	1.0	0.50	1		11/11/16 16:42	78-87-5	
cis-1,3-Dichloropropene	**0.25 U**	ug/L	0.50	0.25	1		11/11/16 16:42	10061-01-5	
trans-1,3-Dichloropropene	**0.25 U**	ug/L	0.50	0.25	1		11/11/16 16:42	10061-02-6	
Ethylbenzene	**0.50 U**	ug/L	1.0	0.50	1		11/11/16 16:42	100-41-4	
2-Hexanone	**5.0 U**	ug/L	10.0	5.0	1		11/11/16 16:42	591-78-6	
Iodomethane	**0.50 U**	ug/L	10.0	0.50	1		11/11/16 16:42	74-88-4	
Methylene Chloride	**2.5 U**	ug/L	5.0	2.5	1		11/11/16 16:42	75-09-2	
4-Methyl-2-pentanone (MIBK)	**5.0 U**	ug/L	10.0	5.0	1		11/11/16 16:42	108-10-1	
Styrene	**0.50 U**	ug/L	1.0	0.50	1		11/11/16 16:42	100-42-5	
1,1,1,2-Tetrachloroethane	**0.50 U**	ug/L	1.0	0.50	1		11/11/16 16:42	630-20-6	
1,1,2,2-Tetrachloroethane	**0.12 U**	ug/L	0.50	0.12	1		11/11/16 16:42	79-34-5	
Tetrachloroethene	**0.50 U**	ug/L	1.0	0.50	1		11/11/16 16:42	127-18-4	
Toluene	**0.50 U**	ug/L	1.0	0.50	1		11/11/16 16:42	108-88-3	
1,1,1-Trichloroethane	**0.50 U**	ug/L	1.0	0.50	1		11/11/16 16:42	71-55-6	
1,1,2-Trichloroethane	**0.50 U**	ug/L	1.0	0.50	1		11/11/16 16:42	79-00-5	
Trichloroethene	**0.50 U**	ug/L	1.0	0.50	1		11/11/16 16:42	79-01-6	
Trichlorofluoromethane	**0.50 U**	ug/L	1.0	0.50	1		11/11/16 16:42	75-69-4	
1,2,3-Trichloropropane	**0.59 U**	ug/L	1.0	0.59	1		11/11/16 16:42	96-18-4	
Vinyl acetate	**1.0 U**	ug/L	2.0	1.0	1		11/11/16 16:42	108-05-4	
Vinyl chloride	**0.50 U**	ug/L	1.0	0.50	1		11/11/16 16:42	75-01-4	
Xylene (Total)	**1.5 U**	ug/L	3.0	1.5	1		11/11/16 16:42	1330-20-7	
Surrogates									
4-Bromofluorobenzene (S)	95	%	89-111		1		11/11/16 16:42	460-00-4	
1,2-Dichloroethane-d4 (S)	102	%	75-135		1		11/11/16 16:42	17060-07-0	

REPORT OF LABORATORY ANALYSIS

This report shall not be reproduced, except in full,
without the written consent of Pace Analytical Services, LLC.

Pace Analytical Services, LLC
8 East Tower Circle
Ormond Beach, FL 32174
(386)672-5668

ANALYTICAL RESULTS

Project: Tomoka LF Semi-annual SWs
Pace Project No.: 35275583

Sample: SW 5 **Lab ID: 35275583004** Collected: 11/08/16 12:50 Received: 11/08/16 15:54 Matrix: Water

Parameters	Results	Units	PQL	MDL	DF	Prepared	Analyzed	CAS No.	Qual
8260 MSV	Analytical Method: EPA 8260								
Surrogates									
Toluene-d8 (S)	100	%	89-112		1		11/11/16 16:42	2037-26-5	
2540C Total Dissolved Solids	Analytical Method: SM 2540C								
Total Dissolved Solids	**243**	mg/L	5.0	5.0	1		11/10/16 17:41		
2540D Total Suspended Solids	Analytical Method: SM 2540D								
Total Suspended Solids	**7.0**	mg/L	5.0	5.0	1		11/11/16 09:50		
5210B BOD, 5 day	Analytical Method: SM 5210B								
BOD, 5 day	**6.8**	mg/L	2.0	2.0	1	11/09/16 17:07	11/14/16 15:36		
Chlorophyll & Pheophytin	Analytical Method: SM10200 Preparation Method: SM10200								
Chlorophyll a	**41.3**	ug/L	7.9	3.6	1	11/09/16 08:00	11/16/16 14:09		
Total Nitrogen Calculation	Analytical Method: TKN+NOx Calculation								
Total Nitrogen	**2.3**	mg/L	0.50	0.086	1		11/15/16 14:52		
350.1 Ammonia	Analytical Method: EPA 350.1								
Nitrogen, Ammonia	**0.12**	mg/L	0.050	0.020	1		11/12/16 10:54	7664-41-7	
Nitrogen, Ammonia (Unionized)	**0.020 U**	mg/L	0.050	0.020	1		11/12/16 10:54		
351.2 Total Kjeldahl Nitrogen	Analytical Method: EPA 351.2 Preparation Method: EPA 351.2								
Nitrogen, Kjeldahl, Total	**2.0**	mg/L	0.50	0.086	1	11/14/16 07:29	11/15/16 10:21	7727-37-9	
353.2 Nitrogen, NO2/NO3 unpres	Analytical Method: EPA 353.2								
Nitrogen, Nitrate	**0.29**	mg/L	0.040	0.010	1		11/09/16 09:15		
Nitrogen, NO2 plus NO3	**0.29**	mg/L	0.050	0.025	1		11/09/16 09:15		
365.4 Phosphorus, Total	Analytical Method: EPA 365.4 Preparation Method: EPA 365.4								
Phosphorus, Total (as P)	**0.078 I**	mg/L	0.10	0.050	1	11/14/16 07:29	11/15/16 10:21	7723-14-0	
410.4 COD	Analytical Method: EPA 410.4								
Chemical Oxygen Demand	**44.8**	mg/L	20.0	12.5	1		11/14/16 14:39		
5310B TOC	Analytical Method: SM 5310B								
Total Organic Carbon	**19.7**	mg/L	1.0	0.50	1		11/12/16 04:24	7440-44-0	

REPORT OF LABORATORY ANALYSIS

This report shall not be reproduced, except in full,
without the written consent of Pace Analytical Services, LLC.

Pace Analytical Services, LLC
8 East Tower Circle
Ormond Beach, FL 32174
(386)672-5668

ANALYTICAL RESULTS

Project: Tomoka LF Semi-annual SWs
Pace Project No.: 35275583

Sample: SW 2 **Lab ID: 35275583005** Collected: 11/08/16 13:20 Received: 11/08/16 15:54 Matrix: Water

Parameters	Results	Units	PQL	MDL	DF	Prepared	Analyzed	CAS No.	Qual
Field Data	Analytical Method:								
Field pH	**7.34**	Std. Units			1		11/08/16 13:20		
Field Temperature	**21.90**	deg C			1		11/08/16 13:20		
Appearance	**Color: yellow, Sheen: none**				1		11/08/16 13:20		
Field Specific Conductance	**394**	umhos/cm			1		11/08/16 13:20		
Oxygen, Dissolved	**5.92**	mg/L			1		11/08/16 13:20	7782-44-7	
Turbidity	**1.72**	NTU			1		11/08/16 13:20		
8011 GCS EDB and DBCP	Analytical Method: EPA 8011 Preparation Method: EPA 8011								
1,2-Dibromo-3-chloropropane	**0.0047 U**	ug/L	0.019	0.0047	1	11/10/16 13:25	11/11/16 12:37	96-12-8	
1,2-Dibromoethane (EDB)	**0.0072 U**	ug/L	0.0096	0.0072	1	11/10/16 13:25	11/11/16 12:37	106-93-4	
6010 MET ICP	Analytical Method: EPA 6010 Preparation Method: EPA 3010								
Arsenic	**5.0 U**	ug/L	10.0	5.0	1	11/15/16 05:44	11/15/16 18:28	7440-38-2	
Barium	**23.1**	ug/L	10.0	5.0	1	11/15/16 05:44	11/15/16 18:28	7440-39-3	
Chromium	**2.5 U**	ug/L	5.0	2.5	1	11/15/16 05:44	11/15/16 18:28	7440-47-3	
Cobalt	**5.0 U**	ug/L	10.0	5.0	1	11/15/16 05:44	11/15/16 18:28	7440-48-4	
Iron	**476**	ug/L	40.0	20.0	1	11/15/16 05:44	11/15/16 18:28	7439-89-6	
Nickel	**2.5 U**	ug/L	5.0	2.5	1	11/15/16 05:44	11/15/16 18:28	7440-02-0	
Sodium	**27.9**	mg/L	1.0	0.50	1	11/15/16 05:44	11/15/16 18:28	7440-23-5	
Tot Hardness asCaCO3 (SM 2340B	**114**	mg/L	3.2	1.6	1	11/15/16 05:44	11/15/16 18:28		
Vanadium	**5.0 U**	ug/L	10.0	5.0	1	11/15/16 05:44	11/15/16 18:28	7440-62-2	
Zinc	**10.0 U**	ug/L	20.0	10.0	1	11/15/16 05:44	11/15/16 18:28	7440-66-6	
6020 MET ICPMS	Analytical Method: EPA 6020 Preparation Method: EPA 3010								
Antimony	**0.50 U**	ug/L	1.0	0.50	1	11/15/16 05:44	11/15/16 18:53	7440-36-0	
Beryllium	**0.050 U**	ug/L	0.10	0.050	1	11/15/16 05:44	11/15/16 18:53	7440-41-7	
Cadmium	**0.050 U**	ug/L	0.10	0.050	1	11/15/16 05:44	11/15/16 18:53	7440-43-9	
Copper	**0.93 U**	ug/L	1.0	0.93	1	11/15/16 05:44	11/15/16 18:53	7440-50-8	
Lead	**0.50 U**	ug/L	1.0	0.50	1	11/15/16 05:44	11/15/16 18:53	7439-92-1	
Selenium	**0.50 U**	ug/L	1.0	0.50	1	11/15/16 05:44	11/15/16 18:53	7782-49-2	
Silver	**0.050 U**	ug/L	0.10	0.050	1	11/15/16 05:44	11/15/16 18:53	7440-22-4	
Thallium	**0.50 U**	ug/L	1.0	0.50	1	11/15/16 05:44	11/15/16 18:53	7440-28-0	
9222D Fecal Coliform	Analytical Method: SM 9222D Preparation Method: SM 9222D								
Fecal Coliforms	**20.0**	CFU/100 mL	1.0	1.0	1	11/08/16 17:14	11/09/16 15:16		
1631E Mercury,Low Level	Analytical Method: EPA 1631E Preparation Method: EPA 1631E								
Mercury	**0.00107**	ug/L	0.00050	0.00025	1	11/11/16 08:32	11/11/16 15:05	7439-97-6	
8260 MSV	Analytical Method: EPA 8260								
Acetone	**10.0 U**	ug/L	20.0	10.0	1		11/11/16 17:06	67-64-1	
Acrylonitrile	**5.0 U**	ug/L	10.0	5.0	1		11/11/16 17:06	107-13-1	

REPORT OF LABORATORY ANALYSIS

This report shall not be reproduced, except in full,
without the written consent of Pace Analytical Services, LLC.

Pace Analytical Services, LLC
8 East Tower Circle
Ormond Beach, FL 32174
(386)672-5668

ANALYTICAL RESULTS

Project: Tomoka LF Semi-annual SWs
Pace Project No.: 35275583

Sample: SW 2 **Lab ID: 35275583005** Collected: 11/08/16 13:20 Received: 11/08/16 15:54 Matrix: Water

Parameters	Results	Units	PQL	MDL	DF	Prepared	Analyzed	CAS No.	Qual
8260 MSV	Analytical Method: EPA 8260								
Benzene	**0.10 U**	ug/L	1.0	0.10	1		11/11/16 17:06	71-43-2	
Bromochloromethane	**0.50 U**	ug/L	1.0	0.50	1		11/11/16 17:06	74-97-5	
Bromodichloromethane	**0.27 U**	ug/L	0.60	0.27	1		11/11/16 17:06	75-27-4	
Bromoform	**0.50 U**	ug/L	1.0	0.50	1		11/11/16 17:06	75-25-2	
Bromomethane	**0.50 U**	ug/L	5.0	0.50	1		11/11/16 17:06	74-83-9	
2-Butanone (MEK)	**5.0 U**	ug/L	10.0	5.0	1		11/11/16 17:06	78-93-3	
Carbon disulfide	**5.0 U**	ug/L	10.0	5.0	1		11/11/16 17:06	75-15-0	
Carbon tetrachloride	**0.50 U**	ug/L	1.0	0.50	1		11/11/16 17:06	56-23-5	
Chlorobenzene	**0.50 U**	ug/L	1.0	0.50	1		11/11/16 17:06	108-90-7	
Chloroethane	**0.50 U**	ug/L	10.0	0.50	1		11/11/16 17:06	75-00-3	
Chloroform	**0.50 U**	ug/L	1.0	0.50	1		11/11/16 17:06	67-66-3	
Chloromethane	**0.62 U**	ug/L	1.0	0.62	1		11/11/16 17:06	74-87-3	
Dibromochloromethane	**0.26 U**	ug/L	0.50	0.26	1		11/11/16 17:06	124-48-1	
Dibromomethane	**0.50 U**	ug/L	1.0	0.50	1		11/11/16 17:06	74-95-3	
1,2-Dichlorobenzene	**0.50 U**	ug/L	1.0	0.50	1		11/11/16 17:06	95-50-1	
1,4-Dichlorobenzene	**0.50 U**	ug/L	1.0	0.50	1		11/11/16 17:06	106-46-7	
trans-1,4-Dichloro-2-butene	**5.0 U**	ug/L	10.0	5.0	1		11/11/16 17:06	110-57-6	
1,1-Dichloroethane	**0.50 U**	ug/L	1.0	0.50	1		11/11/16 17:06	75-34-3	
1,2-Dichloroethane	**0.50 U**	ug/L	1.0	0.50	1		11/11/16 17:06	107-06-2	
1,1-Dichloroethene	**0.50 U**	ug/L	1.0	0.50	1		11/11/16 17:06	75-35-4	
cis-1,2-Dichloroethene	**0.50 U**	ug/L	1.0	0.50	1		11/11/16 17:06	156-59-2	
trans-1,2-Dichloroethene	**0.50 U**	ug/L	1.0	0.50	1		11/11/16 17:06	156-60-5	
1,2-Dichloropropane	**0.50 U**	ug/L	1.0	0.50	1		11/11/16 17:06	78-87-5	
cis-1,3-Dichloropropene	**0.25 U**	ug/L	0.50	0.25	1		11/11/16 17:06	10061-01-5	
trans-1,3-Dichloropropene	**0.25 U**	ug/L	0.50	0.25	1		11/11/16 17:06	10061-02-6	
Ethylbenzene	**0.50 U**	ug/L	1.0	0.50	1		11/11/16 17:06	100-41-4	
2-Hexanone	**5.0 U**	ug/L	10.0	5.0	1		11/11/16 17:06	591-78-6	
Iodomethane	**0.50 U**	ug/L	10.0	0.50	1		11/11/16 17:06	74-88-4	
Methylene Chloride	**2.5 U**	ug/L	5.0	2.5	1		11/11/16 17:06	75-09-2	
4-Methyl-2-pentanone (MIBK)	**5.0 U**	ug/L	10.0	5.0	1		11/11/16 17:06	108-10-1	
Styrene	**0.50 U**	ug/L	1.0	0.50	1		11/11/16 17:06	100-42-5	
1,1,1,2-Tetrachloroethane	**0.50 U**	ug/L	1.0	0.50	1		11/11/16 17:06	630-20-6	
1,1,2,2-Tetrachloroethane	**0.12 U**	ug/L	0.50	0.12	1		11/11/16 17:06	79-34-5	
Tetrachloroethene	**0.50 U**	ug/L	1.0	0.50	1		11/11/16 17:06	127-18-4	
Toluene	**0.50 U**	ug/L	1.0	0.50	1		11/11/16 17:06	108-88-3	
1,1,1-Trichloroethane	**0.50 U**	ug/L	1.0	0.50	1		11/11/16 17:06	71-55-6	
1,1,2-Trichloroethane	**0.50 U**	ug/L	1.0	0.50	1		11/11/16 17:06	79-00-5	
Trichloroethene	**0.50 U**	ug/L	1.0	0.50	1		11/11/16 17:06	79-01-6	
Trichlorofluoromethane	**0.50 U**	ug/L	1.0	0.50	1		11/11/16 17:06	75-69-4	
1,2,3-Trichloropropane	**0.59 U**	ug/L	1.0	0.59	1		11/11/16 17:06	96-18-4	
Vinyl acetate	**1.0 U**	ug/L	2.0	1.0	1		11/11/16 17:06	108-05-4	
Vinyl chloride	**0.50 U**	ug/L	1.0	0.50	1		11/11/16 17:06	75-01-4	
Xylene (Total)	**1.5 U**	ug/L	3.0	1.5	1		11/11/16 17:06	1330-20-7	
Surrogates									
4-Bromofluorobenzene (S)	94	%	89-111		1		11/11/16 17:06	460-00-4	
1,2-Dichloroethane-d4 (S)	102	%	75-135		1		11/11/16 17:06	17060-07-0	

REPORT OF LABORATORY ANALYSIS

This report shall not be reproduced, except in full,
without the written consent of Pace Analytical Services, LLC.

Pace Analytical Services, LLC
8 East Tower Circle
Ormond Beach, FL 32174
(386)672-5668

ANALYTICAL RESULTS

Project: Tomoka LF Semi-annual SWs
Pace Project No.: 35275583

Sample: SW 2 **Lab ID: 35275583005** Collected: 11/08/16 13:20 Received: 11/08/16 15:54 Matrix: Water

Parameters	Results	Units	PQL	MDL	DF	Prepared	Analyzed	CAS No.	Qual
8260 MSV	Analytical Method: EPA 8260								
Surrogates									
Toluene-d8 (S)	100	%	89-112		1		11/11/16 17:06	2037-26-5	
2540C Total Dissolved Solids	Analytical Method: SM 2540C								
Total Dissolved Solids	**229**	mg/L	5.0	5.0	1		11/10/16 17:42		
2540D Total Suspended Solids	Analytical Method: SM 2540D								
Total Suspended Solids	**5.0 U**	mg/L	5.0	5.0	1		11/11/16 09:50		
5210B BOD, 5 day	Analytical Method: SM 5210B								
BOD, 5 day	**2.0 U**	mg/L	2.0	2.0	1	11/09/16 17:08	11/14/16 15:37		
Chlorophyll & Pheophytin	Analytical Method: SM10200 Preparation Method: SM10200								
Chlorophyll a	**7.2**	ug/L	5.0	2.2	1	11/09/16 08:00	11/16/16 14:09		
Total Nitrogen Calculation	Analytical Method: TKN+NOx Calculation								
Total Nitrogen	**0.88**	mg/L	0.50	0.086	1		11/15/16 14:52		
350.1 Ammonia	Analytical Method: EPA 350.1								
Nitrogen, Ammonia	**0.020 U**	mg/L	0.050	0.020	1		11/12/16 10:55	7664-41-7	
Nitrogen, Ammonia (Unionized)	**0.020 U**	mg/L	0.050	0.020	1		11/12/16 10:55		
351.2 Total Kjeldahl Nitrogen	Analytical Method: EPA 351.2 Preparation Method: EPA 351.2								
Nitrogen, Kjeldahl, Total	**0.78**	mg/L	0.50	0.086	1	11/14/16 07:29	11/15/16 10:22	7727-37-9	
353.2 Nitrogen, NO2/NO3 unpres	Analytical Method: EPA 353.2								
Nitrogen, Nitrate	**0.10**	mg/L	0.040	0.010	1		11/09/16 09:16		
Nitrogen, NO2 plus NO3	**0.10**	mg/L	0.050	0.025	1		11/09/16 09:16		
365.4 Phosphorus, Total	Analytical Method: EPA 365.4 Preparation Method: EPA 365.4								
Phosphorus, Total (as P)	**0.050 I**	mg/L	0.10	0.050	1	11/14/16 07:29	11/15/16 10:22	7723-14-0	
410.4 COD	Analytical Method: EPA 410.4								
Chemical Oxygen Demand	**12.5 U**	mg/L	20.0	12.5	1		11/14/16 14:39		
5310B TOC	Analytical Method: SM 5310B								
Total Organic Carbon	**11.6**	mg/L	1.0	0.50	1		11/12/16 04:39	7440-44-0	

REPORT OF LABORATORY ANALYSIS

This report shall not be reproduced, except in full,
without the written consent of Pace Analytical Services, LLC.

Pace Analytical Services, LLC
8 East Tower Circle
Ormond Beach, FL 32174
(386)672-5668

ANALYTICAL RESULTS

Project: Tomoka LF Semi-annual SWs
Pace Project No.: 35275583

Sample: SW 4 **Lab ID: 35275583006** Collected: 11/08/16 13:50 Received: 11/08/16 15:54 Matrix: Water

Parameters	Results	Units	PQL	MDL	DF	Prepared	Analyzed	CAS No.	Qual
Field Data	Analytical Method:								
Field pH	**6.34**	Std. Units			1		11/08/16 13:50		
Field Temperature	**24.97**	deg C			1		11/08/16 13:50		
Appearance	**Color: yellow, Sheen: none**				1		11/08/16 13:50		
Field Specific Conductance	**396**	umhos/cm			1		11/08/16 13:50		
Oxygen, Dissolved	**12.44**	mg/L			1		11/08/16 13:50	7782-44-7	
Turbidity	**1.39**	NTU			1		11/08/16 13:50		
8011 GCS EDB and DBCP	Analytical Method: EPA 8011 Preparation Method: EPA 8011								
1,2-Dibromo-3-chloropropane	**0.0048 U**	ug/L	0.020	0.0048	1	11/10/16 13:25	11/11/16 12:52	96-12-8	
1,2-Dibromoethane (EDB)	**0.0073 U**	ug/L	0.0098	0.0073	1	11/10/16 13:25	11/11/16 12:52	106-93-4	
6010 MET ICP	Analytical Method: EPA 6010 Preparation Method: EPA 3010								
Arsenic	**5.0 U**	ug/L	10.0	5.0	1	11/15/16 05:44	11/15/16 18:32	7440-38-2	
Barium	**21.0**	ug/L	10.0	5.0	1	11/15/16 05:44	11/15/16 18:32	7440-39-3	
Chromium	**2.5 U**	ug/L	5.0	2.5	1	11/15/16 05:44	11/15/16 18:32	7440-47-3	
Cobalt	**5.0 U**	ug/L	10.0	5.0	1	11/15/16 05:44	11/15/16 18:32	7440-48-4	
Iron	**321**	ug/L	40.0	20.0	1	11/15/16 05:44	11/15/16 18:32	7439-89-6	
Nickel	**2.5 U**	ug/L	5.0	2.5	1	11/15/16 05:44	11/15/16 18:32	7440-02-0	
Sodium	**30.8**	mg/L	1.0	0.50	1	11/15/16 05:44	11/15/16 18:32	7440-23-5	
Tot Hardness asCaCO3 (SM 2340B	**102**	mg/L	3.2	1.6	1	11/15/16 05:44	11/15/16 18:32		
Vanadium	**5.0 U**	ug/L	10.0	5.0	1	11/15/16 05:44	11/15/16 18:32	7440-62-2	
Zinc	**10.0 U**	ug/L	20.0	10.0	1	11/15/16 05:44	11/15/16 18:32	7440-66-6	
6020 MET ICPMS	Analytical Method: EPA 6020 Preparation Method: EPA 3010								
Antimony	**0.50 U**	ug/L	1.0	0.50	1	11/15/16 05:44	11/15/16 18:56	7440-36-0	
Beryllium	**0.050 U**	ug/L	0.10	0.050	1	11/15/16 05:44	11/15/16 18:56	7440-41-7	
Cadmium	**0.050 U**	ug/L	0.10	0.050	1	11/15/16 05:44	11/15/16 18:56	7440-43-9	
Copper	**0.93 U**	ug/L	1.0	0.93	1	11/15/16 05:44	11/15/16 18:56	7440-50-8	
Lead	**0.50 U**	ug/L	1.0	0.50	1	11/15/16 05:44	11/15/16 18:56	7439-92-1	
Selenium	**0.50 U**	ug/L	1.0	0.50	1	11/15/16 05:44	11/15/16 18:56	7782-49-2	
Silver	**0.050 U**	ug/L	0.10	0.050	1	11/15/16 05:44	11/15/16 18:56	7440-22-4	
Thallium	**0.50 U**	ug/L	1.0	0.50	1	11/15/16 05:44	11/15/16 18:56	7440-28-0	
9222D Fecal Coliform	Analytical Method: SM 9222D Preparation Method: SM 9222D								
Fecal Coliforms	**98.0**	CFU/100 mL	1.0	1.0	1	11/08/16 17:14	11/09/16 15:16		B
1631E Mercury,Low Level	Analytical Method: EPA 1631E Preparation Method: EPA 1631E								
Mercury	**0.00161**	ug/L	0.00050	0.00025	1	11/11/16 08:32	11/11/16 15:13	7439-97-6	
8260 MSV	Analytical Method: EPA 8260								
Acetone	**10.0 U**	ug/L	20.0	10.0	1		11/11/16 17:30	67-64-1	
Acrylonitrile	**5.0 U**	ug/L	10.0	5.0	1		11/11/16 17:30	107-13-1	

REPORT OF LABORATORY ANALYSIS

This report shall not be reproduced, except in full,
without the written consent of Pace Analytical Services, LLC.

Pace Analytical Services, LLC
8 East Tower Circle
Ormond Beach, FL 32174
(386)672-5668

ANALYTICAL RESULTS

Project: Tomoka LF Semi-annual SWs
Pace Project No.: 35275583

Sample: SW 4 **Lab ID: 35275583006** Collected: 11/08/16 13:50 Received: 11/08/16 15:54 Matrix: Water

Parameters	Results	Units	PQL	MDL	DF	Prepared	Analyzed	CAS No.	Qual
8260 MSV	Analytical Method: EPA 8260								
Benzene	**0.10 U**	ug/L	1.0	0.10	1		11/11/16 17:30	71-43-2	
Bromochloromethane	**0.50 U**	ug/L	1.0	0.50	1		11/11/16 17:30	74-97-5	
Bromodichloromethane	**0.27 U**	ug/L	0.60	0.27	1		11/11/16 17:30	75-27-4	
Bromoform	**0.50 U**	ug/L	1.0	0.50	1		11/11/16 17:30	75-25-2	
Bromomethane	**0.50 U**	ug/L	5.0	0.50	1		11/11/16 17:30	74-83-9	
2-Butanone (MEK)	**5.0 U**	ug/L	10.0	5.0	1		11/11/16 17:30	78-93-3	
Carbon disulfide	**5.0 U**	ug/L	10.0	5.0	1		11/11/16 17:30	75-15-0	
Carbon tetrachloride	**0.50 U**	ug/L	1.0	0.50	1		11/11/16 17:30	56-23-5	
Chlorobenzene	**0.50 U**	ug/L	1.0	0.50	1		11/11/16 17:30	108-90-7	
Chloroethane	**0.50 U**	ug/L	10.0	0.50	1		11/11/16 17:30	75-00-3	
Chloroform	**0.50 U**	ug/L	1.0	0.50	1		11/11/16 17:30	67-66-3	
Chloromethane	**0.62 U**	ug/L	1.0	0.62	1		11/11/16 17:30	74-87-3	
Dibromochloromethane	**0.26 U**	ug/L	0.50	0.26	1		11/11/16 17:30	124-48-1	
Dibromomethane	**0.50 U**	ug/L	1.0	0.50	1		11/11/16 17:30	74-95-3	
1,2-Dichlorobenzene	**0.50 U**	ug/L	1.0	0.50	1		11/11/16 17:30	95-50-1	
1,4-Dichlorobenzene	**0.50 U**	ug/L	1.0	0.50	1		11/11/16 17:30	106-46-7	
trans-1,4-Dichloro-2-butene	**5.0 U**	ug/L	10.0	5.0	1		11/11/16 17:30	110-57-6	
1,1-Dichloroethane	**0.50 U**	ug/L	1.0	0.50	1		11/11/16 17:30	75-34-3	
1,2-Dichloroethane	**0.50 U**	ug/L	1.0	0.50	1		11/11/16 17:30	107-06-2	
1,1-Dichloroethene	**0.50 U**	ug/L	1.0	0.50	1		11/11/16 17:30	75-35-4	
cis-1,2-Dichloroethene	**0.50 U**	ug/L	1.0	0.50	1		11/11/16 17:30	156-59-2	
trans-1,2-Dichloroethene	**0.50 U**	ug/L	1.0	0.50	1		11/11/16 17:30	156-60-5	
1,2-Dichloropropane	**0.50 U**	ug/L	1.0	0.50	1		11/11/16 17:30	78-87-5	
cis-1,3-Dichloropropene	**0.25 U**	ug/L	0.50	0.25	1		11/11/16 17:30	10061-01-5	
trans-1,3-Dichloropropene	**0.25 U**	ug/L	0.50	0.25	1		11/11/16 17:30	10061-02-6	
Ethylbenzene	**0.50 U**	ug/L	1.0	0.50	1		11/11/16 17:30	100-41-4	
2-Hexanone	**5.0 U**	ug/L	10.0	5.0	1		11/11/16 17:30	591-78-6	
Iodomethane	**0.50 U**	ug/L	10.0	0.50	1		11/11/16 17:30	74-88-4	
Methylene Chloride	**2.5 U**	ug/L	5.0	2.5	1		11/11/16 17:30	75-09-2	
4-Methyl-2-pentanone (MIBK)	**5.0 U**	ug/L	10.0	5.0	1		11/11/16 17:30	108-10-1	
Styrene	**0.50 U**	ug/L	1.0	0.50	1		11/11/16 17:30	100-42-5	
1,1,1,2-Tetrachloroethane	**0.50 U**	ug/L	1.0	0.50	1		11/11/16 17:30	630-20-6	
1,1,2,2-Tetrachloroethane	**0.12 U**	ug/L	0.50	0.12	1		11/11/16 17:30	79-34-5	
Tetrachloroethene	**0.50 U**	ug/L	1.0	0.50	1		11/11/16 17:30	127-18-4	
Toluene	**0.50 U**	ug/L	1.0	0.50	1		11/11/16 17:30	108-88-3	
1,1,1-Trichloroethane	**0.50 U**	ug/L	1.0	0.50	1		11/11/16 17:30	71-55-6	
1,1,2-Trichloroethane	**0.50 U**	ug/L	1.0	0.50	1		11/11/16 17:30	79-00-5	
Trichloroethene	**0.50 U**	ug/L	1.0	0.50	1		11/11/16 17:30	79-01-6	
Trichlorofluoromethane	**0.50 U**	ug/L	1.0	0.50	1		11/11/16 17:30	75-69-4	
1,2,3-Trichloropropane	**0.59 U**	ug/L	1.0	0.59	1		11/11/16 17:30	96-18-4	
Vinyl acetate	**1.0 U**	ug/L	2.0	1.0	1		11/11/16 17:30	108-05-4	
Vinyl chloride	**0.50 U**	ug/L	1.0	0.50	1		11/11/16 17:30	75-01-4	
Xylene (Total)	**1.5 U**	ug/L	3.0	1.5	1		11/11/16 17:30	1330-20-7	
Surrogates									
4-Bromofluorobenzene (S)	92	%	89-111		1		11/11/16 17:30	460-00-4	
1,2-Dichloroethane-d4 (S)	101	%	75-135		1		11/11/16 17:30	17060-07-0	

REPORT OF LABORATORY ANALYSIS

This report shall not be reproduced, except in full,
without the written consent of Pace Analytical Services, LLC.

Pace Analytical Services, LLC
8 East Tower Circle
Ormond Beach, FL 32174
(386)672-5668

ANALYTICAL RESULTS

Project: Tomoka LF Semi-annual SWs
Pace Project No.: 35275583

Sample: SW 4 **Lab ID: 35275583006** Collected: 11/08/16 13:50 Received: 11/08/16 15:54 Matrix: Water

Parameters	Results	Units	PQL	MDL	DF	Prepared	Analyzed	CAS No.	Qual
8260 MSV	Analytical Method: EPA 8260								
Surrogates									
Toluene-d8 (S)	99	%	89-112		1		11/11/16 17:30	2037-26-5	
2540C Total Dissolved Solids	Analytical Method: SM 2540C								
Total Dissolved Solids	**216**	mg/L	5.0	5.0	1		11/10/16 17:42		
2540D Total Suspended Solids	Analytical Method: SM 2540D								
Total Suspended Solids	**6.0**	mg/L	5.0	5.0	1		11/11/16 09:50		
5210B BOD, 5 day	Analytical Method: SM 5210B								
BOD, 5 day	**3.5**	mg/L	2.0	2.0	1	11/09/16 17:10	11/14/16 15:38		
Chlorophyll & Pheophytin	Analytical Method: SM10200 Preparation Method: SM10200								
Chlorophyll a	**28.1**	ug/L	5.0	2.2	1	11/09/16 08:00	11/16/16 14:09		
Total Nitrogen Calculation	Analytical Method: TKN+NOx Calculation								
Total Nitrogen	**1.3**	mg/L	0.50	0.086	1		11/15/16 14:52		
350.1 Ammonia	Analytical Method: EPA 350.1								
Nitrogen, Ammonia	**0.021 I**	mg/L	0.050	0.020	1		11/12/16 10:57	7664-41-7	
Nitrogen, Ammonia (Unionized)	**0.020 U**	mg/L	0.050	0.020	1		11/12/16 10:57		
351.2 Total Kjeldahl Nitrogen	Analytical Method: EPA 351.2 Preparation Method: EPA 351.2								
Nitrogen, Kjeldahl, Total	**1.3**	mg/L	0.50	0.086	1	11/14/16 07:29	11/15/16 10:23	7727-37-9	
353.2 Nitrogen, NO2/NO3 unpres	Analytical Method: EPA 353.2								
Nitrogen, Nitrate	**0.018 I**	mg/L	0.040	0.010	1		11/09/16 09:18		
Nitrogen, NO2 plus NO3	**0.025 U**	mg/L	0.050	0.025	1		11/09/16 09:18		
365.4 Phosphorus, Total	Analytical Method: EPA 365.4 Preparation Method: EPA 365.4								
Phosphorus, Total (as P)	**0.12**	mg/L	0.10	0.050	1	11/14/16 07:29	11/15/16 10:23	7723-14-0	
410.4 COD	Analytical Method: EPA 410.4								
Chemical Oxygen Demand	**26.5**	mg/L	20.0	12.5	1		11/14/16 14:39		
5310B TOC	Analytical Method: SM 5310B								
Total Organic Carbon	**16.8**	mg/L	1.0	0.50	1		11/12/16 04:57	7440-44-0	

REPORT OF LABORATORY ANALYSIS

This report shall not be reproduced, except in full,
without the written consent of Pace Analytical Services, LLC.

Pace Analytical Services, LLC
8 East Tower Circle
Ormond Beach, FL 32174
(386)672-5668

ANALYTICAL RESULTS

Project: Tomoka LF Semi-annual SWs
Pace Project No.: 35275583

Sample: SW 3 **Lab ID: 35275583007** Collected: 11/08/16 14:50 Received: 11/08/16 15:54 Matrix: Water

Parameters	Results	Units	PQL	MDL	DF	Prepared	Analyzed	CAS No.	Qual
Field Data	Analytical Method:								
Field pH	**6.63**	Std. Units			1		11/08/16 14:50		
Field Temperature	**23.73**	deg C			1		11/08/16 14:50		
Appearance	**Color: yellow, Sheen: none**				1		11/08/16 14:50		
Field Specific Conductance	**276**	umhos/cm			1		11/08/16 14:50		
Oxygen, Dissolved	**4.14**	mg/L			1		11/08/16 14:50	7782-44-7	
Turbidity	**3.70**	NTU			1		11/08/16 14:50		
8011 GCS EDB and DBCP	Analytical Method: EPA 8011 Preparation Method: EPA 8011								
1,2-Dibromo-3-chloropropane	**0.0047 U**	ug/L	0.019	0.0047	1	11/10/16 13:25	11/11/16 13:08	96-12-8	
1,2-Dibromoethane (EDB)	**0.0072 U**	ug/L	0.0096	0.0072	1	11/10/16 13:25	11/11/16 13:08	106-93-4	
6010 MET ICP	Analytical Method: EPA 6010 Preparation Method: EPA 3010								
Arsenic	**5.0 U**	ug/L	10.0	5.0	1	11/15/16 05:44	11/15/16 18:36	7440-38-2	
Barium	**26.0**	ug/L	10.0	5.0	1	11/15/16 05:44	11/15/16 18:36	7440-39-3	
Chromium	**2.5 U**	ug/L	5.0	2.5	1	11/15/16 05:44	11/15/16 18:36	7440-47-3	
Cobalt	**5.0 U**	ug/L	10.0	5.0	1	11/15/16 05:44	11/15/16 18:36	7440-48-4	
Iron	**920**	ug/L	40.0	20.0	1	11/15/16 05:44	11/15/16 18:36	7439-89-6	
Nickel	**2.5 U**	ug/L	5.0	2.5	1	11/15/16 05:44	11/15/16 18:36	7440-02-0	
Sodium	**12.2**	mg/L	1.0	0.50	1	11/15/16 05:44	11/15/16 18:36	7440-23-5	
Tot Hardness asCaCO3 (SM 2340B	**114**	mg/L	3.2	1.6	1	11/15/16 05:44	11/15/16 18:36		
Vanadium	**5.0 U**	ug/L	10.0	5.0	1	11/15/16 05:44	11/15/16 18:36	7440-62-2	
Zinc	**10.0 U**	ug/L	20.0	10.0	1	11/15/16 05:44	11/15/16 18:36	7440-66-6	
6020 MET ICPMS	Analytical Method: EPA 6020 Preparation Method: EPA 3010								
Antimony	**0.50 U**	ug/L	1.0	0.50	1	11/15/16 05:44	11/15/16 18:59	7440-36-0	
Beryllium	**0.050 U**	ug/L	0.10	0.050	1	11/15/16 05:44	11/15/16 18:59	7440-41-7	
Cadmium	**0.050 U**	ug/L	0.10	0.050	1	11/15/16 05:44	11/15/16 18:59	7440-43-9	
Copper	**0.97 I**	ug/L	1.0	0.93	1	11/15/16 05:44	11/15/16 18:59	7440-50-8	
Lead	**0.50 U**	ug/L	1.0	0.50	1	11/15/16 05:44	11/15/16 18:59	7439-92-1	
Selenium	**0.50 U**	ug/L	1.0	0.50	1	11/15/16 05:44	11/15/16 18:59	7782-49-2	
Silver	**0.050 U**	ug/L	0.10	0.050	1	11/15/16 05:44	11/15/16 18:59	7440-22-4	
Thallium	**0.50 U**	ug/L	1.0	0.50	1	11/15/16 05:44	11/15/16 18:59	7440-28-0	
9222D Fecal Coliform	Analytical Method: SM 9222D Preparation Method: SM 9222D								
Fecal Coliforms	**69.0**	CFU/100 mL	1.0	1.0	1	11/08/16 17:14	11/09/16 15:16		B
1631E Mercury,Low Level	Analytical Method: EPA 1631E Preparation Method: EPA 1631E								
Mercury	**0.00600**	ug/L	0.0025	0.0012	1	11/11/16 08:32	11/11/16 15:28	7439-97-6	D3
8260 MSV	Analytical Method: EPA 8260								
Acetone	**10.0 U**	ug/L	20.0	10.0	1		11/11/16 17:55	67-64-1	
Acrylonitrile	**5.0 U**	ug/L	10.0	5.0	1		11/11/16 17:55	107-13-1	

REPORT OF LABORATORY ANALYSIS

This report shall not be reproduced, except in full,
without the written consent of Pace Analytical Services, LLC.

Pace Analytical Services, LLC
8 East Tower Circle
Ormond Beach, FL 32174
(386)672-5668

ANALYTICAL RESULTS

Project: Tomoka LF Semi-annual SWs
Pace Project No.: 35275583

Sample: SW 3 **Lab ID: 35275583007** Collected: 11/08/16 14:50 Received: 11/08/16 15:54 Matrix: Water

Parameters	Results	Units	PQL	MDL	DF	Prepared	Analyzed	CAS No.	Qual
8260 MSV	Analytical Method: EPA 8260								
Benzene	**0.10 U**	ug/L	1.0	0.10	1		11/11/16 17:55	71-43-2	
Bromochloromethane	**0.50 U**	ug/L	1.0	0.50	1		11/11/16 17:55	74-97-5	
Bromodichloromethane	**0.27 U**	ug/L	0.60	0.27	1		11/11/16 17:55	75-27-4	
Bromoform	**0.50 U**	ug/L	1.0	0.50	1		11/11/16 17:55	75-25-2	
Bromomethane	**0.50 U**	ug/L	5.0	0.50	1		11/11/16 17:55	74-83-9	
2-Butanone (MEK)	**5.0 U**	ug/L	10.0	5.0	1		11/11/16 17:55	78-93-3	
Carbon disulfide	**5.0 U**	ug/L	10.0	5.0	1		11/11/16 17:55	75-15-0	
Carbon tetrachloride	**0.50 U**	ug/L	1.0	0.50	1		11/11/16 17:55	56-23-5	
Chlorobenzene	**0.50 U**	ug/L	1.0	0.50	1		11/11/16 17:55	108-90-7	
Chloroethane	**0.50 U**	ug/L	10.0	0.50	1		11/11/16 17:55	75-00-3	
Chloroform	**0.50 U**	ug/L	1.0	0.50	1		11/11/16 17:55	67-66-3	
Chloromethane	**0.62 U**	ug/L	1.0	0.62	1		11/11/16 17:55	74-87-3	
Dibromochloromethane	**0.26 U**	ug/L	0.50	0.26	1		11/11/16 17:55	124-48-1	
Dibromomethane	**0.50 U**	ug/L	1.0	0.50	1		11/11/16 17:55	74-95-3	
1,2-Dichlorobenzene	**0.50 U**	ug/L	1.0	0.50	1		11/11/16 17:55	95-50-1	
1,4-Dichlorobenzene	**0.50 U**	ug/L	1.0	0.50	1		11/11/16 17:55	106-46-7	
trans-1,4-Dichloro-2-butene	**5.0 U**	ug/L	10.0	5.0	1		11/11/16 17:55	110-57-6	
1,1-Dichloroethane	**0.50 U**	ug/L	1.0	0.50	1		11/11/16 17:55	75-34-3	
1,2-Dichloroethane	**0.50 U**	ug/L	1.0	0.50	1		11/11/16 17:55	107-06-2	
1,1-Dichloroethene	**0.50 U**	ug/L	1.0	0.50	1		11/11/16 17:55	75-35-4	
cis-1,2-Dichloroethene	**0.50 U**	ug/L	1.0	0.50	1		11/11/16 17:55	156-59-2	
trans-1,2-Dichloroethene	**0.50 U**	ug/L	1.0	0.50	1		11/11/16 17:55	156-60-5	
1,2-Dichloropropane	**0.50 U**	ug/L	1.0	0.50	1		11/11/16 17:55	78-87-5	
cis-1,3-Dichloropropene	**0.25 U**	ug/L	0.50	0.25	1		11/11/16 17:55	10061-01-5	
trans-1,3-Dichloropropene	**0.25 U**	ug/L	0.50	0.25	1		11/11/16 17:55	10061-02-6	
Ethylbenzene	**0.50 U**	ug/L	1.0	0.50	1		11/11/16 17:55	100-41-4	
2-Hexanone	**5.0 U**	ug/L	10.0	5.0	1		11/11/16 17:55	591-78-6	
Iodomethane	**0.50 U**	ug/L	10.0	0.50	1		11/11/16 17:55	74-88-4	
Methylene Chloride	**2.5 U**	ug/L	5.0	2.5	1		11/11/16 17:55	75-09-2	
4-Methyl-2-pentanone (MIBK)	**5.0 U**	ug/L	10.0	5.0	1		11/11/16 17:55	108-10-1	
Styrene	**0.50 U**	ug/L	1.0	0.50	1		11/11/16 17:55	100-42-5	
1,1,1,2-Tetrachloroethane	**0.50 U**	ug/L	1.0	0.50	1		11/11/16 17:55	630-20-6	
1,1,2,2-Tetrachloroethane	**0.12 U**	ug/L	0.50	0.12	1		11/11/16 17:55	79-34-5	
Tetrachloroethene	**0.50 U**	ug/L	1.0	0.50	1		11/11/16 17:55	127-18-4	
Toluene	**0.50 U**	ug/L	1.0	0.50	1		11/11/16 17:55	108-88-3	
1,1,1-Trichloroethane	**0.50 U**	ug/L	1.0	0.50	1		11/11/16 17:55	71-55-6	
1,1,2-Trichloroethane	**0.50 U**	ug/L	1.0	0.50	1		11/11/16 17:55	79-00-5	
Trichloroethene	**0.50 U**	ug/L	1.0	0.50	1		11/11/16 17:55	79-01-6	
Trichlorofluoromethane	**0.50 U**	ug/L	1.0	0.50	1		11/11/16 17:55	75-69-4	
1,2,3-Trichloropropane	**0.59 U**	ug/L	1.0	0.59	1		11/11/16 17:55	96-18-4	
Vinyl acetate	**1.0 U**	ug/L	2.0	1.0	1		11/11/16 17:55	108-05-4	
Vinyl chloride	**0.50 U**	ug/L	1.0	0.50	1		11/11/16 17:55	75-01-4	
Xylene (Total)	**1.5 U**	ug/L	3.0	1.5	1		11/11/16 17:55	1330-20-7	
Surrogates									
4-Bromofluorobenzene (S)	92	%	89-111		1		11/11/16 17:55	460-00-4	
1,2-Dichloroethane-d4 (S)	101	%	75-135		1		11/11/16 17:55	17060-07-0	

REPORT OF LABORATORY ANALYSIS

This report shall not be reproduced, except in full,
without the written consent of Pace Analytical Services, LLC.

Pace Analytical Services, LLC
8 East Tower Circle
Ormond Beach, FL 32174
(386)672-5668

ANALYTICAL RESULTS

Project: Tomoka LF Semi-annual SWs
Pace Project No.: 35275583

Sample: SW 3 **Lab ID: 35275583007** Collected: 11/08/16 14:50 Received: 11/08/16 15:54 Matrix: Water

Parameters	Results	Units	PQL	MDL	DF	Prepared	Analyzed	CAS No.	Qual
8260 MSV	Analytical Method: EPA 8260								
Surrogates									
Toluene-d8 (S)	100	%	89-112		1		11/11/16 17:55	2037-26-5	
2540C Total Dissolved Solids	Analytical Method: SM 2540C								
Total Dissolved Solids	**265**	mg/L	5.0	5.0	1		11/10/16 17:43		
2540D Total Suspended Solids	Analytical Method: SM 2540D								
Total Suspended Solids	**10.5**	mg/L	5.0	5.0	1		11/11/16 09:50		
5210B BOD, 5 day	Analytical Method: SM 5210B								
BOD, 5 day	**4.2**	mg/L	2.0	2.0	1	11/09/16 17:11	11/14/16 15:40		
Chlorophyll & Pheophytin	Analytical Method: SM10200 Preparation Method: SM10200								
Chlorophyll a	**41.3**	ug/L	5.6	2.5	1	11/09/16 08:00	11/16/16 14:09		
Total Nitrogen Calculation	Analytical Method: TKN+NOx Calculation								
Total Nitrogen	**3.0**	mg/L	0.50	0.086	1		11/15/16 14:52		
350.1 Ammonia	Analytical Method: EPA 350.1								
Nitrogen, Ammonia	**0.020 U**	mg/L	0.050	0.020	1		11/12/16 11:02	7664-41-7	
Nitrogen, Ammonia (Unionized)	**0.020 U**	mg/L	0.050	0.020	1		11/12/16 11:02		
351.2 Total Kjeldahl Nitrogen	Analytical Method: EPA 351.2 Preparation Method: EPA 351.2								
Nitrogen, Kjeldahl, Total	**3.0**	mg/L	1.0	0.17	1	11/14/16 07:29	11/15/16 10:27	7727-37-9	
353.2 Nitrogen, NO2/NO3 unpres	Analytical Method: EPA 353.2								
Nitrogen, Nitrate	**0.010 U**	mg/L	0.040	0.010	1		11/09/16 09:26		Q
Nitrogen, NO2 plus NO3	**0.025 U**	mg/L	0.050	0.025	1		11/09/16 09:26		Q
365.4 Phosphorus, Total	Analytical Method: EPA 365.4 Preparation Method: EPA 365.4								
Phosphorus, Total (as P)	**0.14 I**	mg/L	0.20	0.10	1	11/14/16 07:29	11/15/16 10:27	7723-14-0	
410.4 COD	Analytical Method: EPA 410.4								
Chemical Oxygen Demand	**157**	mg/L	20.0	12.5	1		11/14/16 14:39		
5310B TOC	Analytical Method: SM 5310B								
Total Organic Carbon	**55.7**	mg/L	1.0	0.50	1		11/12/16 05:13	7440-44-0	

REPORT OF LABORATORY ANALYSIS

This report shall not be reproduced, except in full,
without the written consent of Pace Analytical Services, LLC.

Pace Analytical Services, LLC
8 East Tower Circle
Ormond Beach, FL 32174
(386)672-5668

ANALYTICAL RESULTS

Project: Tomoka LF Semi-annual SWs
Pace Project No.: 35275583

Sample: TRIP BLANK 11/8/16 **Lab ID: 35275583008** Collected: 11/08/16 00:00 Received: 11/08/16 15:54 Matrix: Water

Parameters	Results	Units	PQL	MDL	DF	Prepared	Analyzed	CAS No.	Qual
8260 MSV	Analytical Method: EPA 8260								
Acetone	**10.0 U**	ug/L	20.0	10.0	1		11/11/16 09:51	67-64-1	
Acrylonitrile	**5.0 U**	ug/L	10.0	5.0	1		11/11/16 09:51	107-13-1	
Benzene	**0.10 U**	ug/L	1.0	0.10	1		11/11/16 09:51	71-43-2	
Bromochloromethane	**0.50 U**	ug/L	1.0	0.50	1		11/11/16 09:51	74-97-5	
Bromodichloromethane	**0.27 U**	ug/L	0.60	0.27	1		11/11/16 09:51	75-27-4	
Bromoform	**0.50 U**	ug/L	1.0	0.50	1		11/11/16 09:51	75-25-2	
Bromomethane	**0.50 U**	ug/L	5.0	0.50	1		11/11/16 09:51	74-83-9	
2-Butanone (MEK)	**5.0 U**	ug/L	10.0	5.0	1		11/11/16 09:51	78-93-3	
Carbon disulfide	**5.0 U**	ug/L	10.0	5.0	1		11/11/16 09:51	75-15-0	
Carbon tetrachloride	**0.50 U**	ug/L	1.0	0.50	1		11/11/16 09:51	56-23-5	
Chlorobenzene	**0.50 U**	ug/L	1.0	0.50	1		11/11/16 09:51	108-90-7	
Chloroethane	**0.50 U**	ug/L	10.0	0.50	1		11/11/16 09:51	75-00-3	
Chloroform	**0.50 U**	ug/L	1.0	0.50	1		11/11/16 09:51	67-66-3	
Chloromethane	**0.62 U**	ug/L	1.0	0.62	1		11/11/16 09:51	74-87-3	
1,2-Dibromo-3-chloropropane	**1.0 U**	ug/L	2.0	1.0	1		11/11/16 09:51	96-12-8	
Dibromochloromethane	**0.26 U**	ug/L	0.50	0.26	1		11/11/16 09:51	124-48-1	
1,2-Dibromoethane (EDB)	**0.50 U**	ug/L	1.0	0.50	1		11/11/16 09:51	106-93-4	
Dibromomethane	**0.50 U**	ug/L	1.0	0.50	1		11/11/16 09:51	74-95-3	
1,2-Dichlorobenzene	**0.50 U**	ug/L	1.0	0.50	1		11/11/16 09:51	95-50-1	
1,4-Dichlorobenzene	**0.50 U**	ug/L	1.0	0.50	1		11/11/16 09:51	106-46-7	
trans-1,4-Dichloro-2-butene	**5.0 U**	ug/L	10.0	5.0	1		11/11/16 09:51	110-57-6	
1,1-Dichloroethane	**0.50 U**	ug/L	1.0	0.50	1		11/11/16 09:51	75-34-3	
1,2-Dichloroethane	**0.50 U**	ug/L	1.0	0.50	1		11/11/16 09:51	107-06-2	
1,1-Dichloroethene	**0.50 U**	ug/L	1.0	0.50	1		11/11/16 09:51	75-35-4	
cis-1,2-Dichloroethene	**0.50 U**	ug/L	1.0	0.50	1		11/11/16 09:51	156-59-2	
trans-1,2-Dichloroethene	**0.50 U**	ug/L	1.0	0.50	1		11/11/16 09:51	156-60-5	
1,2-Dichloropropane	**0.50 U**	ug/L	1.0	0.50	1		11/11/16 09:51	78-87-5	
cis-1,3-Dichloropropene	**0.25 U**	ug/L	0.50	0.25	1		11/11/16 09:51	10061-01-5	
trans-1,3-Dichloropropene	**0.25 U**	ug/L	0.50	0.25	1		11/11/16 09:51	10061-02-6	
Ethylbenzene	**0.50 U**	ug/L	1.0	0.50	1		11/11/16 09:51	100-41-4	
2-Hexanone	**5.0 U**	ug/L	10.0	5.0	1		11/11/16 09:51	591-78-6	
Iodomethane	**0.50 U**	ug/L	10.0	0.50	1		11/11/16 09:51	74-88-4	
Methylene Chloride	**2.5 U**	ug/L	5.0	2.5	1		11/11/16 09:51	75-09-2	
4-Methyl-2-pentanone (MIBK)	**5.0 U**	ug/L	10.0	5.0	1		11/11/16 09:51	108-10-1	
Styrene	**0.50 U**	ug/L	1.0	0.50	1		11/11/16 09:51	100-42-5	
1,1,1,2-Tetrachloroethane	**0.50 U**	ug/L	1.0	0.50	1		11/11/16 09:51	630-20-6	
1,1,2,2-Tetrachloroethane	**0.12 U**	ug/L	0.50	0.12	1		11/11/16 09:51	79-34-5	
Tetrachloroethene	**0.50 U**	ug/L	1.0	0.50	1		11/11/16 09:51	127-18-4	
Toluene	**0.50 U**	ug/L	1.0	0.50	1		11/11/16 09:51	108-88-3	
1,1,1-Trichloroethane	**0.50 U**	ug/L	1.0	0.50	1		11/11/16 09:51	71-55-6	
1,1,2-Trichloroethane	**0.50 U**	ug/L	1.0	0.50	1		11/11/16 09:51	79-00-5	
Trichloroethene	**0.50 U**	ug/L	1.0	0.50	1		11/11/16 09:51	79-01-6	
Trichlorofluoromethane	**0.50 U**	ug/L	1.0	0.50	1		11/11/16 09:51	75-69-4	
1,2,3-Trichloropropane	**0.59 U**	ug/L	1.0	0.59	1		11/11/16 09:51	96-18-4	
Vinyl acetate	**1.0 U**	ug/L	2.0	1.0	1		11/11/16 09:51	108-05-4	
Vinyl chloride	**0.50 U**	ug/L	1.0	0.50	1		11/11/16 09:51	75-01-4	

REPORT OF LABORATORY ANALYSIS

This report shall not be reproduced, except in full,
without the written consent of Pace Analytical Services, LLC.

Pace Analytical Services, LLC
8 East Tower Circle
Ormond Beach, FL 32174
(386)672-5668

ANALYTICAL RESULTS

Project: Tomoka LF Semi-annual SWs
Pace Project No.: 35275583

Sample: TRIP BLANK 11/8/16 **Lab ID: 35275583008** Collected: 11/08/16 00:00 Received: 11/08/16 15:54 Matrix: Water

Parameters	Results	Units	PQL	MDL	DF	Prepared	Analyzed	CAS No.	Qual
8260 MSV	Analytical Method: EPA 8260								
Xylene (Total)	**1.5 U**	ug/L	3.0	1.5	1		11/11/16 09:51	1330-20-7	
Surrogates									
4-Bromofluorobenzene (S)	94	%	89-111		1		11/11/16 09:51	460-00-4	
1,2-Dichloroethane-d4 (S)	99	%	75-135		1		11/11/16 09:51	17060-07-0	
Toluene-d8 (S)	99	%	89-112		1		11/11/16 09:51	2037-26-5	

This report shall not be reproduced, except in full,
without the written consent of Pace Analytical Services, LLC.

Pace Analytical Services, LLC
8 East Tower Circle
Ormond Beach, FL 32174
(386)672-5668

QUALITY CONTROL DATA

Project: Tomoka LF Semi-annual SWs
Pace Project No.: 35275583

QC Batch: 331210 Analysis Method: SM 9222D
QC Batch Method: SM 9222D Analysis Description: 9222D MBIO Fecal Coliform
Associated Lab Samples: 35275583001, 35275583002, 35275583003, 35275583004, 35275583005, 35275583006, 35275583007

METHOD BLANK: 1771226 Matrix: Water
Associated Lab Samples: 35275583001, 35275583002, 35275583003, 35275583004, 35275583005, 35275583006, 35275583007

Parameter	Units	Blank Result	Reporting Limit	MDL	Analyzed	Qualifiers
Fecal Coliforms	CFU/100 mL	1.0 U	1.0	1.0	11/09/16 15:16	

Results presented on this page are in the units indicated by the "Units" column except where an alternate unit is presented to the right of the result.

REPORT OF LABORATORY ANALYSIS

This report shall not be reproduced, except in full,
without the written consent of Pace Analytical Services, LLC.

Pace Analytical Services, LLC
8 East Tower Circle
Ormond Beach, FL 32174
(386)672-5668

QUALITY CONTROL DATA

Project: Tomoka LF Semi-annual SWs
Pace Project No.: 35275583

QC Batch: 336568 Analysis Method: EPA 1631E
QC Batch Method: EPA 1631E Analysis Description: 1631E Mercury,Low Level
Associated Lab Samples: 35275583001, 35275583002, 35275583003, 35275583004, 35275583005, 35275583006, 35275583007

METHOD BLANK: 1866217 Matrix: Water
Associated Lab Samples: 35275583001, 35275583002, 35275583003, 35275583004, 35275583005, 35275583006, 35275583007

Parameter	Units	Blank Result	Reporting Limit	MDL	Analyzed	Qualifiers
Mercury	ug/L	0.00025 U	0.00050	0.00025	11/11/16 13:33	

METHOD BLANK: 1866218 Matrix: Water
Associated Lab Samples: 35275583001, 35275583002, 35275583003, 35275583004, 35275583005, 35275583006, 35275583007

Parameter	Units	Blank Result	Reporting Limit	MDL	Analyzed	Qualifiers
Mercury	ug/L	0.00025 U	0.00050	0.00025	11/11/16 15:20	

METHOD BLANK: 1866219 Matrix: Water
Associated Lab Samples: 35275583001, 35275583002, 35275583003, 35275583004, 35275583005, 35275583006, 35275583007

Parameter	Units	Blank Result	Reporting Limit	MDL	Analyzed	Qualifiers
Mercury	ug/L	0.00025 U	0.00050	0.00025	11/11/16 16:59	

LABORATORY CONTROL SAMPLE: 1866220

Parameter	Units	Spike Conc.	LCS Result	LCS % Rec	% Rec Limits	Qualifiers
Mercury	ug/L	.005	0.00505	101	80-120	

MATRIX SPIKE & MATRIX SPIKE DUPLICATE: 1866221 1866222

Parameter	Units	92318939001 Result	MS Spike Conc.	MSD Spike Conc.	MS Result	MSD Result	MS % Rec	MSD % Rec	% Rec Limits	RPD	Max RPD	Qual
Mercury	ug/L	1.03 ng/L	.025	.025	0.0256	0.0251	98	96	71-125	2	24	

MATRIX SPIKE & MATRIX SPIKE DUPLICATE: 1866223 1866224

Parameter	Units	92318779008 Result	MS Spike Conc.	MSD Spike Conc.	MS Result	MSD Result	MS % Rec	MSD % Rec	% Rec Limits	RPD	Max RPD	Qual
Mercury	ug/L	0.330 I ng/L	.025	.025	0.0243	0.0240	96	95	71-125	1	24	

Results presented on this page are in the units indicated by the "Units" column except where an alternate unit is presented to the right of the result.

REPORT OF LABORATORY ANALYSIS

This report shall not be reproduced, except in full,
without the written consent of Pace Analytical Services, LLC.

Pace Analytical Services, LLC
8 East Tower Circle
Ormond Beach, FL 32174
(386)672-5668

QUALITY CONTROL DATA

Project: Tomoka LF Semi-annual SWs
Pace Project No.: 35275583

QC Batch: 332348 Analysis Method: EPA 6010
QC Batch Method: EPA 3010 Analysis Description: 6010 MET
Associated Lab Samples: 35275583001, 35275583002, 35275583003, 35275583004, 35275583005, 35275583006, 35275583007

METHOD BLANK: 1778222 Matrix: Water
Associated Lab Samples: 35275583001, 35275583002, 35275583003, 35275583004, 35275583005, 35275583006, 35275583007

Parameter	Units	Blank Result	Reporting Limit	MDL	Analyzed	Qualifiers
Arsenic	ug/L	5.0 U	10.0	5.0	11/15/16 13:31	
Barium	ug/L	5.0 U	10.0	5.0	11/15/16 13:31	
Chromium	ug/L	2.5 U	5.0	2.5	11/15/16 13:31	
Cobalt	ug/L	5.0 U	10.0	5.0	11/15/16 13:31	
Iron	ug/L	20.0 U	40.0	20.0	11/15/16 13:31	
Nickel	ug/L	2.5 U	5.0	2.5	11/15/16 13:31	
Sodium	mg/L	0.50 U	1.0	0.50	11/15/16 13:31	
Tot Hardness asCaCO3 (SM 2340B	mg/L	1.6 U	3.2	1.6	11/15/16 13:31	
Vanadium	ug/L	5.0 U	10.0	5.0	11/15/16 13:31	
Zinc	ug/L	10.0 U	20.0	10.0	11/15/16 13:31	

LABORATORY CONTROL SAMPLE: 1778223

Parameter	Units	Spike Conc.	LCS Result	LCS % Rec	% Rec Limits	Qualifiers
Arsenic	ug/L	250	255	102	80-120	
Barium	ug/L	250	263	105	80-120	
Chromium	ug/L	250	266	107	80-120	
Cobalt	ug/L	250	265	106	80-120	
Iron	ug/L	2500	2600	104	80-120	
Nickel	ug/L	250	267	107	80-120	
Sodium	mg/L	12.5	13.1	105	80-120	
Tot Hardness asCaCO3 (SM 2340B	mg/L	82.7	86.3	104	80-120	
Vanadium	ug/L	250	262	105	80-120	
Zinc	ug/L	1250	1300	104	80-120	

MATRIX SPIKE & MATRIX SPIKE DUPLICATE: 1778224 1778225

Parameter	Units	35275541001 Result	MS Spike Conc.	MSD Spike Conc.	MS Result	MSD Result	MS % Rec	MSD % Rec	% Rec Limits	RPD	Max RPD	Qual
Arsenic	ug/L	5.0 U	250	250	244	250	97	100	75-125	2	20	
Barium	ug/L	70.7	250	250	322	322	100	101	75-125	0	20	
Chromium	ug/L	2.5 U	250	250	254	257	102	103	75-125	1	20	
Cobalt	ug/L	5.0 U	250	250	251	254	100	102	75-125	2	20	
Iron	ug/L	59.4	2500	2500	2520	2560	99	100	75-125	2	20	
Nickel	ug/L	2.5 U	250	250	252	255	101	102	75-125	1	20	
Sodium	mg/L	5.9	12.5	12.5	18.7	18.9	103	104	75-125	1	20	
Tot Hardness asCaCO3 (SM 2340B	mg/L	184000 ug/L	82.7	82.7	267	271	101	105	75-125	1	20	

Results presented on this page are in the units indicated by the "Units" column except where an alternate unit is presented to the right of the result.

REPORT OF LABORATORY ANALYSIS

This report shall not be reproduced, except in full,
without the written consent of Pace Analytical Services, LLC.

Pace Analytical Services, LLC
8 East Tower Circle
Ormond Beach, FL 32174
(386)672-5668

QUALITY CONTROL DATA

Project: Tomoka LF Semi-annual SWs
Pace Project No.: 35275583

MATRIX SPIKE & MATRIX SPIKE DUPLICATE: 1778224 1778225

Parameter	Units	35275541001 Result	MS Spike Conc.	MSD Spike Conc.	MS Result	MSD Result	MS % Rec	MSD % Rec	% Rec Limits	RPD	Max RPD	Qual
Vanadium	ug/L	5.0 U	250	250	252	256	101	102	75-125	2	20	
Zinc	ug/L	10.0 U	1250	1250	1250	1270	100	101	75-125	1	20	

Results presented on this page are in the units indicated by the "Units" column except where an alternate unit is presented to the right of the result.

REPORT OF LABORATORY ANALYSIS

This report shall not be reproduced, except in full,
without the written consent of Pace Analytical Services, LLC.

Pace Analytical Services, LLC
8 East Tower Circle
Ormond Beach, FL 32174
(386)672-5668

QUALITY CONTROL DATA

Project: Tomoka LF Semi-annual SWs
Pace Project No.: 35275583

QC Batch: 332347 Analysis Method: EPA 6020
QC Batch Method: EPA 3010 Analysis Description: 6020 MET
Associated Lab Samples: 35275583001, 35275583002, 35275583003, 35275583004, 35275583005, 35275583006, 35275583007

METHOD BLANK: 1778218 Matrix: Water
Associated Lab Samples: 35275583001, 35275583002, 35275583003, 35275583004, 35275583005, 35275583006, 35275583007

Parameter	Units	Blank Result	Reporting Limit	MDL	Analyzed	Qualifiers
Antimony	ug/L	0.50 U	1.0	0.50	11/15/16 18:03	
Beryllium	ug/L	0.050 U	0.10	0.050	11/15/16 18:03	
Cadmium	ug/L	0.050 U	0.10	0.050	11/15/16 18:03	
Copper	ug/L	0.93 U	1.0	0.93	11/15/16 18:03	
Lead	ug/L	0.50 U	1.0	0.50	11/15/16 18:03	
Selenium	ug/L	0.50 U	1.0	0.50	11/15/16 18:03	
Silver	ug/L	0.050 U	0.10	0.050	11/15/16 18:03	
Thallium	ug/L	0.50 U	1.0	0.50	11/15/16 18:03	

LABORATORY CONTROL SAMPLE: 1778219

Parameter	Units	Spike Conc.	LCS Result	LCS % Rec	% Rec Limits	Qualifiers
Antimony	ug/L	50	49.9	100	80-120	
Beryllium	ug/L	5	4.8	96	80-120	
Cadmium	ug/L	5	4.8	97	80-120	
Copper	ug/L	50	50.2	100	80-120	
Lead	ug/L	50	47.8	96	80-120	
Selenium	ug/L	50	51.6	103	80-120	
Silver	ug/L	5	4.9	99	80-120	
Thallium	ug/L	50	50.8	102	80-120	

MATRIX SPIKE & MATRIX SPIKE DUPLICATE: 1778220 1778221

Parameter	Units	35275541002 Result	MS Spike Conc.	MSD Spike Conc.	MS Result	MSD Result	MS % Rec	MSD % Rec	% Rec Limits	RPD	Max RPD	Qual
Antimony	ug/L	0.50 U	50	50	48.3	49.0	97	98	75-125	1	20	
Beryllium	ug/L	0.050 U	5	5	5.2	5.2	104	104	75-125	0	20	
Cadmium	ug/L	0.050 U	5	5	4.8	4.8	95	95	75-125	0	20	
Copper	ug/L	0.93 U	50	50	45.3	45.6	90	91	75-125	1	20	
Lead	ug/L	0.50 U	50	50	48.9	49.5	98	99	75-125	1	20	
Selenium	ug/L	0.50 U	50	50	49.0	49.5	98	99	75-125	1	20	
Silver	ug/L	0.050 U	5	5	4.6	4.7	92	94	75-125	2	20	
Thallium	ug/L	0.50 U	50	50	48.6	49.4	97	99	75-125	2	20	

Results presented on this page are in the units indicated by the "Units" column except where an alternate unit is presented to the right of the result.

REPORT OF LABORATORY ANALYSIS

This report shall not be reproduced, except in full,
without the written consent of Pace Analytical Services, LLC.

Pace Analytical Services, LLC
8 East Tower Circle
Ormond Beach, FL 32174
(386)672-5668

QUALITY CONTROL DATA

Project: Tomoka LF Semi-annual SWs
Pace Project No.: 35275583

QC Batch: 331518 Analysis Method: EPA 8260
QC Batch Method: EPA 8260 Analysis Description: 8260 MSV
Associated Lab Samples: 35275583001, 35275583002, 35275583003, 35275583004, 35275583005, 35275583006, 35275583007, 35275583008

METHOD BLANK: 1772889 Matrix: Water
Associated Lab Samples: 35275583001, 35275583002, 35275583003, 35275583004, 35275583005, 35275583006, 35275583007, 35275583008

Parameter	Units	Blank Result	Reporting Limit	MDL	Analyzed	Qualifiers
1,1,1,2-Tetrachloroethane	ug/L	0.50 U	1.0	0.50	11/11/16 08:14	
1,1,1-Trichloroethane	ug/L	0.50 U	1.0	0.50	11/11/16 08:14	
1,1,2,2-Tetrachloroethane	ug/L	0.12 U	0.50	0.12	11/11/16 08:14	
1,1,2-Trichloroethane	ug/L	0.50 U	1.0	0.50	11/11/16 08:14	
1,1-Dichloroethane	ug/L	0.50 U	1.0	0.50	11/11/16 08:14	
1,1-Dichloroethene	ug/L	0.50 U	1.0	0.50	11/11/16 08:14	
1,2,3-Trichloropropane	ug/L	0.59 U	1.0	0.59	11/11/16 08:14	
1,2-Dibromo-3-chloropropane	ug/L	1.0 U	2.0	1.0	11/11/16 08:14	
1,2-Dibromoethane (EDB)	ug/L	0.50 U	1.0	0.50	11/11/16 08:14	
1,2-Dichlorobenzene	ug/L	0.50 U	1.0	0.50	11/11/16 08:14	
1,2-Dichloroethane	ug/L	0.50 U	1.0	0.50	11/11/16 08:14	
1,2-Dichloropropane	ug/L	0.50 U	1.0	0.50	11/11/16 08:14	
1,4-Dichlorobenzene	ug/L	0.50 U	1.0	0.50	11/11/16 08:14	
2-Butanone (MEK)	ug/L	5.0 U	10.0	5.0	11/11/16 08:14	
2-Hexanone	ug/L	5.0 U	10.0	5.0	11/11/16 08:14	
4-Methyl-2-pentanone (MIBK)	ug/L	5.0 U	10.0	5.0	11/11/16 08:14	
Acetone	ug/L	10.0 U	20.0	10.0	11/11/16 08:14	
Acrylonitrile	ug/L	5.0 U	10.0	5.0	11/11/16 08:14	
Benzene	ug/L	0.10 U	1.0	0.10	11/11/16 08:14	
Bromochloromethane	ug/L	0.50 U	1.0	0.50	11/11/16 08:14	
Bromodichloromethane	ug/L	0.27 U	0.60	0.27	11/11/16 08:14	
Bromoform	ug/L	0.50 U	1.0	0.50	11/11/16 08:14	
Bromomethane	ug/L	0.50 U	5.0	0.50	11/11/16 08:14	
Carbon disulfide	ug/L	5.0 U	10.0	5.0	11/11/16 08:14	
Carbon tetrachloride	ug/L	0.50 U	1.0	0.50	11/11/16 08:14	
Chlorobenzene	ug/L	0.50 U	1.0	0.50	11/11/16 08:14	
Chloroethane	ug/L	0.50 U	10.0	0.50	11/11/16 08:14	
Chloroform	ug/L	0.50 U	1.0	0.50	11/11/16 08:14	
Chloromethane	ug/L	0.62 U	1.0	0.62	11/11/16 08:14	
cis-1,2-Dichloroethene	ug/L	0.50 U	1.0	0.50	11/11/16 08:14	
cis-1,3-Dichloropropene	ug/L	0.25 U	0.50	0.25	11/11/16 08:14	
Dibromochloromethane	ug/L	0.26 U	0.50	0.26	11/11/16 08:14	
Dibromomethane	ug/L	0.50 U	1.0	0.50	11/11/16 08:14	
Ethylbenzene	ug/L	0.50 U	1.0	0.50	11/11/16 08:14	
Iodomethane	ug/L	0.50 U	10.0	0.50	11/11/16 08:14	
Methylene Chloride	ug/L	2.5 U	5.0	2.5	11/11/16 08:14	
Styrene	ug/L	0.50 U	1.0	0.50	11/11/16 08:14	
Tetrachloroethene	ug/L	0.50 U	1.0	0.50	11/11/16 08:14	
Toluene	ug/L	0.50 U	1.0	0.50	11/11/16 08:14	
trans-1,2-Dichloroethene	ug/L	0.50 U	1.0	0.50	11/11/16 08:14	

Results presented on this page are in the units indicated by the "Units" column except where an alternate unit is presented to the right of the result.

REPORT OF LABORATORY ANALYSIS

This report shall not be reproduced, except in full,
without the written consent of Pace Analytical Services, LLC.

Pace Analytical Services, LLC
8 East Tower Circle
Ormond Beach, FL 32174
(386)672-5668

QUALITY CONTROL DATA

Project: Tomoka LF Semi-annual SWs
Pace Project No.: 35275583

METHOD BLANK: 1772889 Matrix: Water
Associated Lab Samples: 35275583001, 35275583002, 35275583003, 35275583004, 35275583005, 35275583006, 35275583007, 35275583008

Parameter	Units	Blank Result	Reporting Limit	MDL	Analyzed	Qualifiers
trans-1,3-Dichloropropene	ug/L	0.25 U	0.50	0.25	11/11/16 08:14	
trans-1,4-Dichloro-2-butene	ug/L	5.0 U	10.0	5.0	11/11/16 08:14	
Trichloroethene	ug/L	0.50 U	1.0	0.50	11/11/16 08:14	
Trichlorofluoromethane	ug/L	0.50 U	1.0	0.50	11/11/16 08:14	
Vinyl acetate	ug/L	1.0 U	2.0	1.0	11/11/16 08:14	
Vinyl chloride	ug/L	0.50 U	1.0	0.50	11/11/16 08:14	
Xylene (Total)	ug/L	1.5 U	3.0	1.5	11/11/16 08:14	
1,2-Dichloroethane-d4 (S)	%	99	75-135		11/11/16 08:14	
4-Bromofluorobenzene (S)	%	94	89-111		11/11/16 08:14	
Toluene-d8 (S)	%	100	89-112		11/11/16 08:14	

LABORATORY CONTROL SAMPLE: 1772890

Parameter	Units	Spike Conc.	LCS Result	LCS % Rec	% Rec Limits	Qualifiers
1,1,1,2-Tetrachloroethane	ug/L	20	19.9	99	70-130	
1,1,1-Trichloroethane	ug/L	20	18.1	91	70-130	
1,1,2,2-Tetrachloroethane	ug/L	20	21.8	109	70-130	
1,1,2-Trichloroethane	ug/L	20	20.8	104	70-130	
1,1-Dichloroethane	ug/L	20	18.5	93	70-130	
1,1-Dichloroethene	ug/L	20	17.4	87	65-134	
1,2,3-Trichloropropane	ug/L	20	21.2	106	65-135	
1,2-Dibromo-3-chloropropane	ug/L	20	21.3	106	62-133	
1,2-Dibromoethane (EDB)	ug/L	20	22.7	113	70-130	
1,2-Dichlorobenzene	ug/L	20	24.0	120	70-130	
1,2-Dichloroethane	ug/L	20	19.0	95	70-130	
1,2-Dichloropropane	ug/L	20	18.9	94	70-130	
1,4-Dichlorobenzene	ug/L	20	23.1	115	70-130	
2-Butanone (MEK)	ug/L	40	29.1	73	61-129	
2-Hexanone	ug/L	40	33.1	83	68-131	
4-Methyl-2-pentanone (MIBK)	ug/L	40	36.0	90	70-130	
Acetone	ug/L	40	31.0	77	44-155	
Acrylonitrile	ug/L	200	162	81	59-138	
Benzene	ug/L	20	18.5	92	70-130	
Bromochloromethane	ug/L	20	19.1	96	70-130	
Bromodichloromethane	ug/L	20	19.8	99	70-130	
Bromoform	ug/L	20	18.8	94	62-129	
Bromomethane	ug/L	20	16.2	81	10-179	
Carbon disulfide	ug/L	20	19.6	98	40-156	
Carbon tetrachloride	ug/L	20	18.3	91	66-127	
Chlorobenzene	ug/L	20	21.2	106	70-130	
Chloroethane	ug/L	20	20.3	101	57-142	
Chloroform	ug/L	20	18.8	94	70-130	
Chloromethane	ug/L	20	20.8	104	45-150	

Results presented on this page are in the units indicated by the "Units" column except where an alternate unit is presented to the right of the result.

REPORT OF LABORATORY ANALYSIS

This report shall not be reproduced, except in full,
without the written consent of Pace Analytical Services, LLC.

Pace Analytical Services, LLC
8 East Tower Circle
Ormond Beach, FL 32174
(386)672-5668

QUALITY CONTROL DATA

Project: Tomoka LF Semi-annual SWs
Pace Project No.: 35275583

LABORATORY CONTROL SAMPLE: 1772890

Parameter	Units	Spike Conc.	LCS Result	LCS % Rec	% Rec Limits	Qualifiers
cis-1,2-Dichloroethene	ug/L	20	19.0	95	70-130	
cis-1,3-Dichloropropene	ug/L	20	19.8	99	70-130	
Dibromochloromethane	ug/L	20	20.5	103	70-130	
Dibromomethane	ug/L	20	19.3	96	70-130	
Ethylbenzene	ug/L	20	20.0	100	70-130	
Iodomethane	ug/L	40	45.3	113	21-150	
Methylene Chloride	ug/L	20	18.3	91	65-127	
Styrene	ug/L	20	21.9	109	70-130	
Tetrachloroethene	ug/L	20	18.6	93	48-155	
Toluene	ug/L	20	20.0	100	70-130	
trans-1,2-Dichloroethene	ug/L	20	18.8	94	68-126	
trans-1,3-Dichloropropene	ug/L	20	19.8	99	70-130	
trans-1,4-Dichloro-2-butene	ug/L	20	18.4	92	46-138	
Trichloroethene	ug/L	20	18.5	93	69-129	
Trichlorofluoromethane	ug/L	20	20.0	100	60-144	
Vinyl acetate	ug/L	20	19.6	98	70-130	
Vinyl chloride	ug/L	20	20.9	105	67-136	
Xylene (Total)	ug/L	60	61.3	102	70-130	
1,2-Dichloroethane-d4 (S)	%			101	75-135	
4-Bromofluorobenzene (S)	%			97	89-111	
Toluene-d8 (S)	%			97	89-112	

MATRIX SPIKE SAMPLE: 1777459

Parameter	Units	35275984003 Result	Spike Conc.	MS Result	MS % Rec	% Rec Limits	Qualifiers
1,1,1,2-Tetrachloroethane	ug/L	0.50 U	20	19.0	95	70-130	
1,1,1-Trichloroethane	ug/L	0.50 U	20	19.2	96	70-130	
1,1,2,2-Tetrachloroethane	ug/L	0.12 U	20	20.8	104	70-130	
1,1,2-Trichloroethane	ug/L	0.50 U	20	19.9	99	70-130	
1,1-Dichloroethane	ug/L	0.50 U	20	19.7	99	70-130	
1,1-Dichloroethene	ug/L	0.50 U	20	19.9	99	65-134	
1,2,3-Trichloropropane	ug/L	0.59 U	20	20.2	101	65-135	
1,2-Dibromo-3-chloropropane	ug/L	1.0 U	20	21.0	105	62-133	
1,2-Dibromoethane (EDB)	ug/L	0.50 U	20	21.2	106	70-130	
1,2-Dichlorobenzene	ug/L	0.50 U	20	21.4	107	70-130	
1,2-Dichloroethane	ug/L	0.50 U	20	18.6	93	70-130	
1,2-Dichloropropane	ug/L	0.50 U	20	18.9	95	70-130	
1,4-Dichlorobenzene	ug/L	0.50 U	20	20.5	102	70-130	
2-Butanone (MEK)	ug/L	5.0 U	40	37.5	94	61-129	
2-Hexanone	ug/L	5.0 U	40	35.3	88	68-131	
4-Methyl-2-pentanone (MIBK)	ug/L	5.0 U	40	36.8	92	70-130	
Acetone	ug/L	10.0 U	40	37.5	94	44-155	
Acrylonitrile	ug/L	5.0 U	200	171	86	59-138	
Benzene	ug/L	0.10 U	20	18.8	94	70-130	
Bromochloromethane	ug/L	0.50 U	20	19.0	95	70-130	

Results presented on this page are in the units indicated by the "Units" column except where an alternate unit is presented to the right of the result.

REPORT OF LABORATORY ANALYSIS

This report shall not be reproduced, except in full,
without the written consent of Pace Analytical Services, LLC.

Pace Analytical Services, LLC
8 East Tower Circle
Ormond Beach, FL 32174
(386)672-5668

QUALITY CONTROL DATA

Project: Tomoka LF Semi-annual SWs
Pace Project No.: 35275583

MATRIX SPIKE SAMPLE: 1777459

Parameter	Units	35275984003 Result	Spike Conc.	MS Result	MS % Rec	% Rec Limits	Qualifiers
Bromodichloromethane	ug/L	0.27 U	20	20.2	101	70-130	
Bromoform	ug/L	0.50 U	20	17.4	87	62-129	
Bromomethane	ug/L	0.50 U	20	17.5	88	10-179	
Carbon disulfide	ug/L	5.0 U	20	19.9	99	40-156	
Carbon tetrachloride	ug/L	0.50 U	20	18.6	93	66-127	
Chlorobenzene	ug/L	0.50 U	20	20.5	102	70-130	
Chloroethane	ug/L	0.50 U	20	21.8	109	57-142	
Chloroform	ug/L	0.50 U	20	18.8	94	70-130	
Chloromethane	ug/L	0.62 U	20	21.0	105	45-150	
cis-1,2-Dichloroethene	ug/L	0.50 U	20	20.1	101	70-130	
cis-1,3-Dichloropropene	ug/L	0.25 U	20	17.5	87	70-130	
Dibromochloromethane	ug/L	0.26 U	20	18.8	94	70-130	
Dibromomethane	ug/L	0.50 U	20	18.9	94	70-130	
Ethylbenzene	ug/L	0.50 U	20	19.3	97	70-130	
Iodomethane	ug/L	0.50 U	40	48.9	122	21-150	
Methylene Chloride	ug/L	2.5 U	20	15.1	75	65-127	
Styrene	ug/L	0.50 U	20	20.5	102	70-130	
Tetrachloroethene	ug/L	0.50 U	20	14.4	72	48-155	
Toluene	ug/L	0.50 U	20	19.6	98	70-130	
trans-1,2-Dichloroethene	ug/L	0.50 U	20	18.8	94	68-126	
trans-1,3-Dichloropropene	ug/L	0.25 U	20	16.8	84	70-130	
trans-1,4-Dichloro-2-butene	ug/L	5.0 U	20	14.4	72	46-138	
Trichloroethene	ug/L	0.50 U	20	18.5	92	69-129	
Trichlorofluoromethane	ug/L	0.50 U	20	23.2	116	60-144	
Vinyl acetate	ug/L	1.0 U	20	11.5	57	70-130	J(M1)
Vinyl chloride	ug/L	0.50 U	20	21.0	105	67-136	
Xylene (Total)	ug/L	1.5 U	60	59.4	99	70-130	
1,2-Dichloroethane-d4 (S)	%				102	75-135	
4-Bromofluorobenzene (S)	%				96	89-111	
Toluene-d8 (S)	%				99	89-112	

SAMPLE DUPLICATE: 1777458

Parameter	Units	35275984002 Result	Dup Result	RPD	Max RPD	Qualifiers
1,1,1,2-Tetrachloroethane	ug/L	0.50 U	0.50 U		40	
1,1,1-Trichloroethane	ug/L	0.50 U	0.50 U		40	
1,1,2,2-Tetrachloroethane	ug/L	0.12 U	0.12 U		40	
1,1,2-Trichloroethane	ug/L	0.50 U	0.50 U		40	
1,1-Dichloroethane	ug/L	0.50 U	0.50 U		40	
1,1-Dichloroethene	ug/L	0.50 U	0.50 U		40	
1,2,3-Trichloropropane	ug/L	0.59 U	0.59 U		40	
1,2-Dibromo-3-chloropropane	ug/L	1.0 U	1.0 U		40	
1,2-Dibromoethane (EDB)	ug/L	0.50 U	0.50 U		40	
1,2-Dichlorobenzene	ug/L	0.50 U	0.50 U		40	
1,2-Dichloroethane	ug/L	0.50 U	0.50 U		40	

Results presented on this page are in the units indicated by the "Units" column except where an alternate unit is presented to the right of the result.

REPORT OF LABORATORY ANALYSIS

This report shall not be reproduced, except in full,
without the written consent of Pace Analytical Services, LLC.

Pace Analytical Services, LLC
8 East Tower Circle
Ormond Beach, FL 32174
(386)672-5668

QUALITY CONTROL DATA

Project: Tomoka LF Semi-annual SWs
Pace Project No.: 35275583

SAMPLE DUPLICATE: 1777458

Parameter	Units	35275984002 Result	Dup Result	RPD	Max RPD	Qualifiers
1,2-Dichloropropane	ug/L	0.50 U	0.50 U		40	
1,4-Dichlorobenzene	ug/L	0.50 U	0.50 U		40	
2-Butanone (MEK)	ug/L	5.0 U	5.0 U		40	
2-Hexanone	ug/L	5.0 U	5.0 U		40	
4-Methyl-2-pentanone (MIBK)	ug/L	5.0 U	5.0 U		40	
Acetone	ug/L	10.0 U	10.0 U		40	
Acrylonitrile	ug/L	5.0 U	5.0 U		40	
Benzene	ug/L	0.10 U	0.10 U		40	
Bromochloromethane	ug/L	0.50 U	0.50 U		40	
Bromodichloromethane	ug/L	0.27 U	0.27 U		40	
Bromoform	ug/L	0.50 U	0.50 U		40	
Bromomethane	ug/L	0.50 U	0.50 U		40	
Carbon disulfide	ug/L	5.0 U	5.0 U		40	
Carbon tetrachloride	ug/L	0.50 U	0.50 U		40	
Chlorobenzene	ug/L	0.50 U	0.50 U		40	
Chloroethane	ug/L	0.50 U	0.50 U		40	
Chloroform	ug/L	0.50 U	0.50 U		40	
Chloromethane	ug/L	0.62 U	0.62 U		40	
cis-1,2-Dichloroethene	ug/L	0.50 U	0.50 U		40	
cis-1,3-Dichloropropene	ug/L	0.25 U	0.25 U		40	
Dibromochloromethane	ug/L	0.26 U	0.26 U		40	
Dibromomethane	ug/L	0.50 U	0.50 U		40	
Ethylbenzene	ug/L	0.50 U	0.50 U		40	
Iodomethane	ug/L	0.50 U	0.50 U		40	
Methylene Chloride	ug/L	2.5 U	2.5 U		40	
Styrene	ug/L	0.50 U	0.50 U		40	
Tetrachloroethene	ug/L	0.50 U	0.50 U		40	
Toluene	ug/L	0.50 U	0.50 U		40	
trans-1,2-Dichloroethene	ug/L	0.50 U	0.50 U		40	
trans-1,3-Dichloropropene	ug/L	0.25 U	0.25 U		40	
trans-1,4-Dichloro-2-butene	ug/L	5.0 U	5.0 U		40	
Trichloroethene	ug/L	0.50 U	0.50 U		40	
Trichlorofluoromethane	ug/L	0.50 U	0.50 U		40	
Vinyl acetate	ug/L	1.0 U	1.0 U		40	
Vinyl chloride	ug/L	0.50 U	0.50 U		40	
Xylene (Total)	ug/L	1.5 U	1.5 U		40	
1,2-Dichloroethane-d4 (S)	%	100	101	1	40	
4-Bromofluorobenzene (S)	%	93	94	1	40	
Toluene-d8 (S)	%	100	100	0	40	

Results presented on this page are in the units indicated by the "Units" column except where an alternate unit is presented to the right of the result.

REPORT OF LABORATORY ANALYSIS

This report shall not be reproduced, except in full,
without the written consent of Pace Analytical Services, LLC.

Pace Analytical Services, LLC
8 East Tower Circle
Ormond Beach, FL 32174
(386)672-5668

QUALITY CONTROL DATA

Project: Tomoka LF Semi-annual SWs
Pace Project No.: 35275583

QC Batch: 331193 Analysis Method: EPA 8011
QC Batch Method: EPA 8011 Analysis Description: 8011 EDB DBCP
Associated Lab Samples: 35275583001, 35275583002, 35275583003, 35275583004, 35275583005, 35275583006, 35275583007

METHOD BLANK: 1770843 Matrix: Water
Associated Lab Samples: 35275583001, 35275583002, 35275583003, 35275583004, 35275583005, 35275583006, 35275583007

Parameter	Units	Blank Result	Reporting Limit	MDL	Analyzed	Qualifiers
1,2-Dibromo-3-chloropropane	ug/L	0.0049 U	0.020	0.0049	11/11/16 10:37	
1,2-Dibromoethane (EDB)	ug/L	0.0075 U	0.010	0.0075	11/11/16 10:37	

LABORATORY CONTROL SAMPLE: 1770844

Parameter	Units	Spike Conc.	LCS Result	LCS % Rec	% Rec Limits	Qualifiers
1,2-Dibromo-3-chloropropane	ug/L	.25	0.19	75	60-140	
1,2-Dibromoethane (EDB)	ug/L	.25	0.18	74	60-140	

MATRIX SPIKE & MATRIX SPIKE DUPLICATE: 1770906 1770907

Parameter	Units	35275699004 Result	MS Spike Conc.	MSD Spike Conc.	MS Result	MSD Result	MS % Rec	MSD % Rec	% Rec Limits	RPD	Max RPD	Qual
1,2-Dibromo-3-chloropropane	ug/L	0.0048 U	.44	.44	0.42	0.48	97	110	60-140	13	40	
1,2-Dibromoethane (EDB)	ug/L	0.0074 U	.44	.44	0.39	0.47	89	107	60-140	19	40	

Results presented on this page are in the units indicated by the "Units" column except where an alternate unit is presented to the right of the result.

REPORT OF LABORATORY ANALYSIS

This report shall not be reproduced, except in full,
without the written consent of Pace Analytical Services, LLC.

Pace Analytical Services, LLC
8 East Tower Circle
Ormond Beach, FL 32174
(386)672-5668

QUALITY CONTROL DATA

Project: Tomoka LF Semi-annual SWs
Pace Project No.: 35275583

QC Batch: 331557 Analysis Method: SM 2540C
QC Batch Method: SM 2540C Analysis Description: 2540C Total Dissolved Solids
Associated Lab Samples: 35275583001, 35275583002, 35275583003, 35275583004, 35275583005, 35275583006, 35275583007

METHOD BLANK: 1773294 Matrix: Water
Associated Lab Samples: 35275583001, 35275583002, 35275583003, 35275583004, 35275583005, 35275583006, 35275583007

Parameter	Units	Blank Result	Reporting Limit	MDL	Analyzed	Qualifiers
Total Dissolved Solids	mg/L	5.0 U	5.0	5.0	11/10/16 17:40	

LABORATORY CONTROL SAMPLE: 1773295

Parameter	Units	Spike Conc.	LCS Result	LCS % Rec	% Rec Limits	Qualifiers
Total Dissolved Solids	mg/L	300	304	101	90-110	

SAMPLE DUPLICATE: 1773296

Parameter	Units	35275583001 Result	Dup Result	RPD	Max RPD	Qualifiers
Total Dissolved Solids	mg/L	330	344	4	5	

SAMPLE DUPLICATE: 1773297

Parameter	Units	35275712009 Result	Dup Result	RPD	Max RPD	Qualifiers
Total Dissolved Solids	mg/L	265	264	0	5	

Results presented on this page are in the units indicated by the "Units" column except where an alternate unit is presented to the right of the result.

REPORT OF LABORATORY ANALYSIS

This report shall not be reproduced, except in full,
without the written consent of Pace Analytical Services, LLC.

Pace Analytical Services, LLC
8 East Tower Circle
Ormond Beach, FL 32174
(386)672-5668

QUALITY CONTROL DATA

Project: Tomoka LF Semi-annual SWs
Pace Project No.: 35275583

QC Batch: 331480 Analysis Method: SM 2540D
QC Batch Method: SM 2540D Analysis Description: 2540D Total Suspended Solids
Associated Lab Samples: 35275583001, 35275583002

METHOD BLANK: 1772687 Matrix: Water
Associated Lab Samples: 35275583001, 35275583002

Parameter	Units	Blank Result	Reporting Limit	MDL	Analyzed	Qualifiers
Total Suspended Solids	mg/L	5.0 U	5.0	5.0	11/10/16 17:13	

LABORATORY CONTROL SAMPLE: 1772688

Parameter	Units	Spike Conc.	LCS Result	LCS % Rec	% Rec Limits	Qualifiers
Total Suspended Solids	mg/L	100	97.0	97	90-110	

SAMPLE DUPLICATE: 1772689

Parameter	Units	35275907001 Result	Dup Result	RPD	Max RPD	Qualifiers
Total Suspended Solids	mg/L	20.0 U	20.0 U		5	

SAMPLE DUPLICATE: 1772691

Parameter	Units	35275429001 Result	Dup Result	RPD	Max RPD	Qualifiers
Total Suspended Solids	mg/L	170	166	2	5	

Results presented on this page are in the units indicated by the "Units" column except where an alternate unit is presented to the right of the result.

REPORT OF LABORATORY ANALYSIS

This report shall not be reproduced, except in full,
without the written consent of Pace Analytical Services, LLC.

Pace Analytical Services, LLC
8 East Tower Circle
Ormond Beach, FL 32174
(386)672-5668

QUALITY CONTROL DATA

Project: Tomoka LF Semi-annual SWs
Pace Project No.: 35275583

QC Batch: 331690 Analysis Method: SM 2540D
QC Batch Method: SM 2540D Analysis Description: 2540D Total Suspended Solids
Associated Lab Samples: 35275583003, 35275583004, 35275583005, 35275583006, 35275583007

METHOD BLANK: 1774107 Matrix: Water
Associated Lab Samples: 35275583003, 35275583004, 35275583005, 35275583006, 35275583007

Parameter	Units	Blank Result	Reporting Limit	MDL	Analyzed	Qualifiers
Total Suspended Solids	mg/L	5.0 U	5.0	5.0	11/11/16 09:50	

LABORATORY CONTROL SAMPLE: 1774108

Parameter	Units	Spike Conc.	LCS Result	LCS % Rec	% Rec Limits	Qualifiers
Total Suspended Solids	mg/L	100	101	101	90-110	

SAMPLE DUPLICATE: 1774109

Parameter	Units	35275594001 Result	Dup Result	RPD	Max RPD	Qualifiers
Total Suspended Solids	mg/L	40.0	40.0	0	5	

SAMPLE DUPLICATE: 1774110

Parameter	Units	35275595001 Result	Dup Result	RPD	Max RPD	Qualifiers
Total Suspended Solids	mg/L	110	102	8	5	J(D6)

Results presented on this page are in the units indicated by the "Units" column except where an alternate unit is presented to the right of the result.

REPORT OF LABORATORY ANALYSIS

This report shall not be reproduced, except in full,
without the written consent of Pace Analytical Services, LLC.

Pace Analytical Services, LLC
8 East Tower Circle
Ormond Beach, FL 32174
(386)672-5668

QUALITY CONTROL DATA

Project: Tomoka LF Semi-annual SWs
Pace Project No.: 35275583

QC Batch: 331061 Analysis Method: SM 5210B
QC Batch Method: SM 5210B Analysis Description: 5210B BOD, 5 day
Associated Lab Samples: 35275583001, 35275583002, 35275583003, 35275583004, 35275583005, 35275583006, 35275583007

METHOD BLANK: 1770203 Matrix: Water
Associated Lab Samples: 35275583001, 35275583002, 35275583003, 35275583004, 35275583005, 35275583006, 35275583007

Parameter	Units	Blank Result	Reporting Limit	MDL	Analyzed	Qualifiers
BOD, 5 day	mg/L	2.0 U	2.0	2.0	11/14/16 15:28	

LABORATORY CONTROL SAMPLE: 1770204

Parameter	Units	Spike Conc.	LCS Result	LCS % Rec	% Rec Limits	Qualifiers
BOD, 5 day	mg/L	198	206	104	85-115	

SAMPLE DUPLICATE: 1770208

Parameter	Units	35275648001 Result	Dup Result	RPD	Max RPD	Qualifiers
BOD, 5 day	mg/L	2.0 U	2.0 U		20	

Results presented on this page are in the units indicated by the "Units" column except where an alternate unit is presented to the right of the result.

REPORT OF LABORATORY ANALYSIS

This report shall not be reproduced, except in full,
without the written consent of Pace Analytical Services, LLC.

Pace Analytical Services, LLC
8 East Tower Circle
Ormond Beach, FL 32174
(386)672-5668

QUALITY CONTROL DATA

Project: Tomoka LF Semi-annual SWs
Pace Project No.: 35275583

QC Batch: 331025 Analysis Method: SM10200
QC Batch Method: SM10200 Analysis Description: Chlorophyll & Pheophytin
Associated Lab Samples: 35275583001, 35275583002, 35275583003, 35275583004, 35275583005, 35275583006, 35275583007

METHOD BLANK: 1770083 Matrix: Water
Associated Lab Samples: 35275583001, 35275583002, 35275583003, 35275583004, 35275583005, 35275583006, 35275583007

Parameter	Units	Blank Result	Reporting Limit	MDL	Analyzed	Qualifiers
Chlorophyll a	ug/L	2.2 U	5.0	2.2	11/16/16 14:09	

LABORATORY CONTROL SAMPLE: 1770084

Parameter	Units	Spike Conc.	LCS Result	LCS % Rec	% Rec Limits	Qualifiers
Chlorophyll a	ug/L	10	10.6	106	85-115	

SAMPLE DUPLICATE: 1770085

Parameter	Units	35275315009 Result	Dup Result	RPD	Max RPD	Qualifiers
Chlorophyll a	ug/L	14.0 mg/m3	14.6	4	40	

SAMPLE DUPLICATE: 1770086

Parameter	Units	35275583007 Result	Dup Result	RPD	Max RPD	Qualifiers
Chlorophyll a	ug/L	41.3	42.2	2	40	

Results presented on this page are in the units indicated by the "Units" column except where an alternate unit is presented to the right of the result.

REPORT OF LABORATORY ANALYSIS

This report shall not be reproduced, except in full,
without the written consent of Pace Analytical Services, LLC.

Pace Analytical Services, LLC
8 East Tower Circle
Ormond Beach, FL 32174
(386)672-5668

QUALITY CONTROL DATA

Project: Tomoka LF Semi-annual SWs
Pace Project No.: 35275583

QC Batch: 331912 Analysis Method: EPA 350.1
QC Batch Method: EPA 350.1 Analysis Description: 350.1 Ammonia
Associated Lab Samples: 35275583001, 35275583002, 35275583003, 35275583004, 35275583005, 35275583006, 35275583007

METHOD BLANK: 1775818 Matrix: Water
Associated Lab Samples: 35275583001, 35275583002, 35275583003, 35275583004, 35275583005, 35275583006, 35275583007

Parameter	Units	Blank Result	Reporting Limit	MDL	Analyzed	Qualifiers
Nitrogen, Ammonia	mg/L	0.020 U	0.050	0.020	11/12/16 10:27	

LABORATORY CONTROL SAMPLE: 1775819

Parameter	Units	Spike Conc.	LCS Result	LCS % Rec	% Rec Limits	Qualifiers
Nitrogen, Ammonia	mg/L	1	1.1	105	90-110	

MATRIX SPIKE SAMPLE: 1775821

Parameter	Units	35274225001 Result	Spike Conc.	MS Result	MS % Rec	% Rec Limits	Qualifiers
Nitrogen, Ammonia	mg/L	7.4	1	8.2	85	90-110	J(M1)

SAMPLE DUPLICATE: 1775820

Parameter	Units	35274225001 Result	Dup Result	RPD	Max RPD	Qualifiers
Nitrogen, Ammonia	mg/L	7.4	7.3	1	20	

Results presented on this page are in the units indicated by the "Units" column except where an alternate unit is presented to the right of the result.

REPORT OF LABORATORY ANALYSIS

This report shall not be reproduced, except in full,
without the written consent of Pace Analytical Services, LLC.

Pace Analytical Services, LLC
8 East Tower Circle
Ormond Beach, FL 32174
(386)672-5668

QUALITY CONTROL DATA

Project: Tomoka LF Semi-annual SWs
Pace Project No.: 35275583

QC Batch: 332033 Analysis Method: EPA 351.2
QC Batch Method: EPA 351.2 Analysis Description: 351.2 TKN
Associated Lab Samples: 35275583001, 35275583002, 35275583003, 35275583004, 35275583005, 35275583006, 35275583007

METHOD BLANK: 1776745 Matrix: Water
Associated Lab Samples: 35275583001, 35275583002, 35275583003, 35275583004, 35275583005, 35275583006, 35275583007

Parameter	Units	Blank Result	Reporting Limit	MDL	Analyzed	Qualifiers
Nitrogen, Kjeldahl, Total	mg/L	0.086 U	0.50	0.086	11/15/16 09:49	

LABORATORY CONTROL SAMPLE: 1776746

Parameter	Units	Spike Conc.	LCS Result	LCS % Rec	% Rec Limits	Qualifiers
Nitrogen, Kjeldahl, Total	mg/L	20	21.3	106	90-110	

MATRIX SPIKE SAMPLE: 1776748

Parameter	Units	35275292001 Result	Spike Conc.	MS Result	MS % Rec	% Rec Limits	Qualifiers
Nitrogen, Kjeldahl, Total	mg/L	3.6	20	24.4	104	90-110	

SAMPLE DUPLICATE: 1776747

Parameter	Units	35275292001 Result	Dup Result	RPD	Max RPD	Qualifiers
Nitrogen, Kjeldahl, Total	mg/L	3.6	3.8	5	20	

Results presented on this page are in the units indicated by the "Units" column except where an alternate unit is presented to the right of the result.

REPORT OF LABORATORY ANALYSIS

This report shall not be reproduced, except in full,
without the written consent of Pace Analytical Services, LLC.

Pace Analytical Services, LLC
8 East Tower Circle
Ormond Beach, FL 32174
(386)672-5668

QUALITY CONTROL DATA

Project: Tomoka LF Semi-annual SWs
Pace Project No.: 35275583

QC Batch: 331016 Analysis Method: EPA 353.2
QC Batch Method: EPA 353.2 Analysis Description: 353.2 Nitrate + Nitrite, Unpres.
Associated Lab Samples: 35275583001, 35275583002, 35275583003, 35275583004, 35275583005, 35275583006

METHOD BLANK: 1770038 Matrix: Water
Associated Lab Samples: 35275583001, 35275583002, 35275583003, 35275583004, 35275583005, 35275583006

Parameter	Units	Blank Result	Reporting Limit	MDL	Analyzed	Qualifiers
Nitrogen, Nitrate	mg/L	0.010 U	0.040	0.010	11/09/16 08:24	
Nitrogen, NO2 plus NO3	mg/L	0.025 U	0.050	0.025	11/09/16 08:24	

LABORATORY CONTROL SAMPLE: 1770039

Parameter	Units	Spike Conc.	LCS Result	LCS % Rec	% Rec Limits	Qualifiers
Nitrogen, NO2 plus NO3	mg/L	2	2.1	105	90-110	

MATRIX SPIKE SAMPLE: 1770041

Parameter	Units	35275488001 Result	Spike Conc.	MS Result	MS % Rec	% Rec Limits	Qualifiers
Nitrogen, NO2 plus NO3	mg/L	13.4	2	14.8	68	90-110	J(M1)

MATRIX SPIKE SAMPLE: 1770043

Parameter	Units	35275488011 Result	Spike Conc.	MS Result	MS % Rec	% Rec Limits	Qualifiers
Nitrogen, NO2 plus NO3	mg/L	11.3	2	12.6	65	90-110	J(M1)

SAMPLE DUPLICATE: 1770040

Parameter	Units	35275488001 Result	Dup Result	RPD	Max RPD	Qualifiers
Nitrogen, Nitrate	mg/L	13.4	13.1	3	20	
Nitrogen, NO2 plus NO3	mg/L	13.4	13.1	3	20	

SAMPLE DUPLICATE: 1770042

Parameter	Units	35275488011 Result	Dup Result	RPD	Max RPD	Qualifiers
Nitrogen, Nitrate	mg/L	11.3	11.2	1	20	
Nitrogen, NO2 plus NO3	mg/L	11.3	11.2	1	20	

Results presented on this page are in the units indicated by the "Units" column except where an alternate unit is presented to the right of the result.

REPORT OF LABORATORY ANALYSIS

This report shall not be reproduced, except in full,
without the written consent of Pace Analytical Services, LLC.

Pace Analytical Services, LLC
8 East Tower Circle
Ormond Beach, FL 32174
(386)672-5668

QUALITY CONTROL DATA

Project: Tomoka LF Semi-annual SWs
Pace Project No.: 35275583

QC Batch: 331019
QC Batch Method: EPA 353.2
Analysis Method: EPA 353.2
Analysis Description: 353.2 Nitrate + Nitrite, Unpres.
Associated Lab Samples: 35275583007

METHOD BLANK: 1770053 Matrix: Water
Associated Lab Samples: 35275583007

Parameter	Units	Blank Result	Reporting Limit	MDL	Analyzed	Qualifiers
Nitrogen, Nitrate	mg/L	0.010 U	0.040	0.010	11/09/16 09:21	
Nitrogen, NO2 plus NO3	mg/L	0.025 U	0.050	0.025	11/09/16 09:21	

LABORATORY CONTROL SAMPLE: 1770054

Parameter	Units	Spike Conc.	LCS Result	LCS % Rec	% Rec Limits	Qualifiers
Nitrogen, NO2 plus NO3	mg/L	2	2.1	105	90-110	

MATRIX SPIKE SAMPLE: 1770056

Parameter	Units	35275583007 Result	Spike Conc.	MS Result	MS % Rec	% Rec Limits	Qualifiers
Nitrogen, NO2 plus NO3	mg/L	0.025 U	2	2.0	98	90-110	Q

MATRIX SPIKE SAMPLE: 1770058

Parameter	Units	35275605007 Result	Spike Conc.	MS Result	MS % Rec	% Rec Limits	Qualifiers
Nitrogen, NO2 plus NO3	mg/L	0.14	2	2.0	93	90-110	

SAMPLE DUPLICATE: 1770055

Parameter	Units	35275583007 Result	Dup Result	RPD	Max RPD	Qualifiers
Nitrogen, Nitrate	mg/L	0.010 U	0.010 U		20	Q
Nitrogen, NO2 plus NO3	mg/L	0.025 U	0.025 U		20	Q

SAMPLE DUPLICATE: 1770057

Parameter	Units	35275605007 Result	Dup Result	RPD	Max RPD	Qualifiers
Nitrogen, Nitrate	mg/L	0.058	0.14	83	20	J(D6)
Nitrogen, NO2 plus NO3	mg/L	0.14	0.14	1	20	

Results presented on this page are in the units indicated by the "Units" column except where an alternate unit is presented to the right of the result.

REPORT OF LABORATORY ANALYSIS

This report shall not be reproduced, except in full,
without the written consent of Pace Analytical Services, LLC.

Pace Analytical Services, LLC
8 East Tower Circle
Ormond Beach, FL 32174
(386)672-5668

QUALITY CONTROL DATA

Project: Tomoka LF Semi-annual SWs
Pace Project No.: 35275583

QC Batch: 332035 Analysis Method: EPA 365.4
QC Batch Method: EPA 365.4 Analysis Description: 365.4 Phosphorus
Associated Lab Samples: 35275583001, 35275583002, 35275583003, 35275583004, 35275583005, 35275583006, 35275583007

METHOD BLANK: 1776751 Matrix: Water
Associated Lab Samples: 35275583001, 35275583002, 35275583003, 35275583004, 35275583005, 35275583006, 35275583007

Parameter	Units	Blank Result	Reporting Limit	MDL	Analyzed	Qualifiers
Phosphorus, Total (as P)	mg/L	0.050 U	0.10	0.050	11/15/16 10:30	

LABORATORY CONTROL SAMPLE: 1776752

Parameter	Units	Spike Conc.	LCS Result	LCS % Rec	% Rec Limits	Qualifiers
Phosphorus, Total (as P)	mg/L	4	4.1	102	90-110	

MATRIX SPIKE SAMPLE: 1776754

Parameter	Units	35275292001 Result	Spike Conc.	MS Result	MS % Rec	% Rec Limits	Qualifiers
Phosphorus, Total (as P)	mg/L	0.18	4	4.1	99	80-120	

SAMPLE DUPLICATE: 1776753

Parameter	Units	35275292001 Result	Dup Result	RPD	Max RPD	Qualifiers
Phosphorus, Total (as P)	mg/L	0.18	0.19	2	20	

Results presented on this page are in the units indicated by the "Units" column except where an alternate unit is presented to the right of the result.

REPORT OF LABORATORY ANALYSIS

This report shall not be reproduced, except in full,
without the written consent of Pace Analytical Services, LLC.

Pace Analytical Services, LLC
8 East Tower Circle
Ormond Beach, FL 32174
(386)672-5668

QUALITY CONTROL DATA

Project: Tomoka LF Semi-annual SWs
Pace Project No.: 35275583

QC Batch: 331854 Analysis Method: EPA 410.4
QC Batch Method: EPA 410.4 Analysis Description: 410.4 COD
Associated Lab Samples: 35275583001, 35275583002, 35275583003, 35275583004, 35275583005, 35275583006, 35275583007

METHOD BLANK: 1775298 Matrix: Water
Associated Lab Samples: 35275583001, 35275583002, 35275583003, 35275583004, 35275583005, 35275583006, 35275583007

Parameter	Units	Blank Result	Reporting Limit	MDL	Analyzed	Qualifiers
Chemical Oxygen Demand	mg/L	12.5 U	20.0	12.5	11/14/16 14:39	

LABORATORY CONTROL SAMPLE: 1775299

Parameter	Units	Spike Conc.	LCS Result	LCS % Rec	% Rec Limits	Qualifiers
Chemical Oxygen Demand	mg/L	500	462	92	90-110	

MATRIX SPIKE SAMPLE: 1775301

Parameter	Units	35274271001 Result	Spike Conc.	MS Result	MS % Rec	% Rec Limits	Qualifiers
Chemical Oxygen Demand	mg/L	148	500	611	93	90-110	

MATRIX SPIKE SAMPLE: 1775303

Parameter	Units	35276327002 Result	Spike Conc.	MS Result	MS % Rec	% Rec Limits	Qualifiers
Chemical Oxygen Demand	mg/L	197	500	651	91	90-110	

SAMPLE DUPLICATE: 1775300

Parameter	Units	35274271001 Result	Dup Result	RPD	Max RPD	Qualifiers
Chemical Oxygen Demand	mg/L	148	130	13	20	

SAMPLE DUPLICATE: 1775302

Parameter	Units	35276327002 Result	Dup Result	RPD	Max RPD	Qualifiers
Chemical Oxygen Demand	mg/L	197	198	1	20	

Results presented on this page are in the units indicated by the "Units" column except where an alternate unit is presented to the right of the result.

REPORT OF LABORATORY ANALYSIS

This report shall not be reproduced, except in full,
without the written consent of Pace Analytical Services, LLC.

Pace Analytical Services, LLC
8 East Tower Circle
Ormond Beach, FL 32174
(386)672-5668

QUALITY CONTROL DATA

Project: Tomoka LF Semi-annual SWs
Pace Project No.: 35275583

QC Batch: 331837 Analysis Method: SM 5310B
QC Batch Method: SM 5310B Analysis Description: 5310B TOC
Associated Lab Samples: 35275583001

METHOD BLANK: 1775003 Matrix: Water
Associated Lab Samples: 35275583001

Parameter	Units	Blank Result	Reporting Limit	MDL	Analyzed	Qualifiers
Total Organic Carbon	mg/L	0.50 U	1.0	0.50	11/11/16 18:35	

LABORATORY CONTROL SAMPLE: 1775004

Parameter	Units	Spike Conc.	LCS Result	LCS % Rec	% Rec Limits	Qualifiers
Total Organic Carbon	mg/L	20	19.8	99	90-110	

MATRIX SPIKE & MATRIX SPIKE DUPLICATE: 1775005 1775006

Parameter	Units	35276453001 Result	MS Spike Conc.	MSD Spike Conc.	MS Result	MSD Result	MS % Rec	MSD % Rec	% Rec Limits	RPD	Max RPD	Qual
Total Organic Carbon	mg/L	0.50 U	20	20	20.1	20.7	100	103	80-120	3	20	

MATRIX SPIKE & MATRIX SPIKE DUPLICATE: 1775007 1775008

Parameter	Units	35274084001 Result	MS Spike Conc.	MSD Spike Conc.	MS Result	MSD Result	MS % Rec	MSD % Rec	% Rec Limits	RPD	Max RPD	Qual
Total Organic Carbon	mg/L	19.3	20	20	27.5	28.3	41	45	80-120	3	20	J(M1)

Results presented on this page are in the units indicated by the "Units" column except where an alternate unit is presented to the right of the result.

REPORT OF LABORATORY ANALYSIS

This report shall not be reproduced, except in full,
without the written consent of Pace Analytical Services, LLC.

Pace Analytical Services, LLC
8 East Tower Circle
Ormond Beach, FL 32174
(386)672-5668

QUALITY CONTROL DATA

Project: Tomoka LF Semi-annual SWs
Pace Project No.: 35275583

QC Batch: 331838 Analysis Method: SM 5310B
QC Batch Method: SM 5310B Analysis Description: 5310B TOC
Associated Lab Samples: 35275583002, 35275583003, 35275583004, 35275583005, 35275583006, 35275583007

METHOD BLANK: 1775012 Matrix: Water
Associated Lab Samples: 35275583002, 35275583003, 35275583004, 35275583005, 35275583006, 35275583007

Parameter	Units	Blank Result	Reporting Limit	MDL	Analyzed	Qualifiers
Total Organic Carbon	mg/L	0.50 U	1.0	0.50	11/12/16 02:07	

LABORATORY CONTROL SAMPLE: 1775013

Parameter	Units	Spike Conc.	LCS Result	LCS % Rec	% Rec Limits	Qualifiers
Total Organic Carbon	mg/L	20	19.8	99	90-110	

MATRIX SPIKE & MATRIX SPIKE DUPLICATE: 1775014 1775015

Parameter	Units	35275583002 Result	MS Spike Conc.	MSD Spike Conc.	MS Result	MSD Result	MS % Rec	MSD % Rec	% Rec Limits	RPD	Max RPD	Qual
Total Organic Carbon	mg/L	12.4	20	20	31.5	31.5	96	96	80-120	0	20	

MATRIX SPIKE & MATRIX SPIKE DUPLICATE: 1775016 1775017

Parameter	Units	35275857001 Result	MS Spike Conc.	MSD Spike Conc.	MS Result	MSD Result	MS % Rec	MSD % Rec	% Rec Limits	RPD	Max RPD	Qual
Total Organic Carbon	mg/L	1.1	20	20	19.8	20.5	94	97	80-120	3	20	

Results presented on this page are in the units indicated by the "Units" column except where an alternate unit is presented to the right of the result.

REPORT OF LABORATORY ANALYSIS

This report shall not be reproduced, except in full,
without the written consent of Pace Analytical Services, LLC.

Pace Analytical Services, LLC
8 East Tower Circle
Ormond Beach, FL 32174
(386)672-5668

QUALIFIERS

Project: Tomoka LF Semi-annual SWs
Pace Project No.: 35275583

DEFINITIONS

DF - Dilution Factor, if reported, represents the factor applied to the reported data due to dilution of the sample aliquot.

ND - Not Detected at or above adjusted reporting limit.

MDL - Adjusted Method Detection Limit.

PQL - Practical Quantitation Limit.

RL - Reporting Limit.

S - Surrogate

1,2-Diphenylhydrazine decomposes to and cannot be separated from Azobenzene using Method 8270. The result for each analyte is a combined concentration.

Consistent with EPA guidelines, unrounded data are displayed and have been used to calculate % recovery and RPD values.

LCS(D) - Laboratory Control Sample (Duplicate)

MS(D) - Matrix Spike (Duplicate)

DUP - Sample Duplicate

RPD - Relative Percent Difference

NC - Not Calculable.

SG - Silica Gel - Clean-Up

U - Indicates the compound was analyzed for, but not detected.

N-Nitrosodiphenylamine decomposes and cannot be separated from Diphenylamine using Method 8270. The result reported for each analyte is a combined concentration.

Pace Analytical is TNI accredited. Contact your Pace PM for the current list of accredited analytes.

TNI - The NELAC Institute.

LABORATORIES

PASI-A	Pace Analytical Services - Asheville
PASI-O	Pace Analytical Services - Ormond Beach

ANALYTE QUALIFIERS

I	The reported value is between the laboratory method detection limit and the laboratory practical quantitation limit.
U	Compound was analyzed for but not detected.
B	Results based upon colony counts outside the acceptable range.
D3	Sample was diluted due to the presence of high levels of non-target analytes or other matrix interference.
J(D6)	Estimated Value. The relative percent difference (RPD) between the sample and sample duplicate exceeded laboratory control limits.
J(M1)	Estimated Value. Matrix spike recovery exceeded QC limits. Batch accepted based on laboratory control sample (LCS) recovery.
Q	Sample held beyond the accepted holding time. Sample was received outside EPA method holding time.
Z	Too many colonies were present (TNTC); the numeric value represents the estimated colony counts from the highest dilution used in this test.

This report shall not be reproduced, except in full,
without the written consent of Pace Analytical Services, LLC.

Pace Analytical Services, LLC
8 East Tower Circle
Ormond Beach, FL 32174
(386)672-5668

QUALITY CONTROL DATA CROSS REFERENCE TABLE

Project: Tomoka LF Semi-annual SWs
Pace Project No.: 35275583

Lab ID	Sample ID	QC Batch Method	QC Batch	Analytical Method	Analytical Batch
35275583001	**SW 11**				
35275583002	**SW 12**				
35275583003	**SW 1**				
35275583004	**SW 5**				
35275583005	**SW 2**				
35275583006	**SW 4**				
35275583007	**SW 3**				
35275583001	**SW 11**	EPA 8011	331193	EPA 8011	331603
35275583002	**SW 12**	EPA 8011	331193	EPA 8011	331603
35275583003	**SW 1**	EPA 8011	331193	EPA 8011	331603
35275583004	**SW 5**	EPA 8011	331193	EPA 8011	331603
35275583005	**SW 2**	EPA 8011	331193	EPA 8011	331603
35275583006	**SW 4**	EPA 8011	331193	EPA 8011	331603
35275583007	**SW 3**	EPA 8011	331193	EPA 8011	331603
35275583001	**SW 11**	EPA 3010	332348	EPA 6010	332443
35275583002	**SW 12**	EPA 3010	332348	EPA 6010	332443
35275583003	**SW 1**	EPA 3010	332348	EPA 6010	332443
35275583004	**SW 5**	EPA 3010	332348	EPA 6010	332443
35275583005	**SW 2**	EPA 3010	332348	EPA 6010	332443
35275583006	**SW 4**	EPA 3010	332348	EPA 6010	332443
35275583007	**SW 3**	EPA 3010	332348	EPA 6010	332443
35275583001	**SW 11**	EPA 3010	332347	EPA 6020	332444
35275583002	**SW 12**	EPA 3010	332347	EPA 6020	332444
35275583003	**SW 1**	EPA 3010	332347	EPA 6020	332444
35275583004	**SW 5**	EPA 3010	332347	EPA 6020	332444
35275583005	**SW 2**	EPA 3010	332347	EPA 6020	332444
35275583006	**SW 4**	EPA 3010	332347	EPA 6020	332444
35275583007	**SW 3**	EPA 3010	332347	EPA 6020	332444
35275583001	**SW 11**	SM 9222D	331210	SM 9222D	331212
35275583002	**SW 12**	SM 9222D	331210	SM 9222D	331212
35275583003	**SW 1**	SM 9222D	331210	SM 9222D	331212
35275583004	**SW 5**	SM 9222D	331210	SM 9222D	331212
35275583005	**SW 2**	SM 9222D	331210	SM 9222D	331212
35275583006	**SW 4**	SM 9222D	331210	SM 9222D	331212
35275583007	**SW 3**	SM 9222D	331210	SM 9222D	331212
35275583001	**SW 11**	EPA 1631E	336568	EPA 1631E	336569
35275583002	**SW 12**	EPA 1631E	336568	EPA 1631E	336569
35275583003	**SW 1**	EPA 1631E	336568	EPA 1631E	336569
35275583004	**SW 5**	EPA 1631E	336568	EPA 1631E	336569
35275583005	**SW 2**	EPA 1631E	336568	EPA 1631E	336569
35275583006	**SW 4**	EPA 1631E	336568	EPA 1631E	336569
35275583007	**SW 3**	EPA 1631E	336568	EPA 1631E	336569
35275583001	**SW 11**	EPA 8260	331518		
35275583002	**SW 12**	EPA 8260	331518		
35275583003	**SW 1**	EPA 8260	331518		
35275583004	**SW 5**	EPA 8260	331518		

REPORT OF LABORATORY ANALYSIS

This report shall not be reproduced, except in full,
without the written consent of Pace Analytical Services, LLC.

Pace Analytical Services, LLC
8 East Tower Circle
Ormond Beach, FL 32174
(386)672-5668

QUALITY CONTROL DATA CROSS REFERENCE TABLE

Project: Tomoka LF Semi-annual SWs
Pace Project No.: 35275583

Lab ID	Sample ID	QC Batch Method	QC Batch	Analytical Method	Analytical Batch
35275583005	**SW 2**	EPA 8260	331518		
35275583006	**SW 4**	EPA 8260	331518		
35275583007	**SW 3**	EPA 8260	331518		
35275583008	**TRIP BLANK 11/8/16**	EPA 8260	331518		
35275583001	**SW 11**	SM 2540C	331557		
35275583002	**SW 12**	SM 2540C	331557		
35275583003	**SW 1**	SM 2540C	331557		
35275583004	**SW 5**	SM 2540C	331557		
35275583005	**SW 2**	SM 2540C	331557		
35275583006	**SW 4**	SM 2540C	331557		
35275583007	**SW 3**	SM 2540C	331557		
35275583001	**SW 11**	SM 2540D	331480		
35275583002	**SW 12**	SM 2540D	331480		
35275583003	**SW 1**	SM 2540D	331690		
35275583004	**SW 5**	SM 2540D	331690		
35275583005	**SW 2**	SM 2540D	331690		
35275583006	**SW 4**	SM 2540D	331690		
35275583007	**SW 3**	SM 2540D	331690		
35275583001	**SW 11**	SM 5210B	331061	SM 5210B	332592
35275583002	**SW 12**	SM 5210B	331061	SM 5210B	332592
35275583003	**SW 1**	SM 5210B	331061	SM 5210B	332592
35275583004	**SW 5**	SM 5210B	331061	SM 5210B	332592
35275583005	**SW 2**	SM 5210B	331061	SM 5210B	332592
35275583006	**SW 4**	SM 5210B	331061	SM 5210B	332592
35275583007	**SW 3**	SM 5210B	331061	SM 5210B	332592
35275583001	**SW 11**	SM10200	331025	SM10200	332687
35275583002	**SW 12**	SM10200	331025	SM10200	332687
35275583003	**SW 1**	SM10200	331025	SM10200	332687
35275583004	**SW 5**	SM10200	331025	SM10200	332687
35275583005	**SW 2**	SM10200	331025	SM10200	332687
35275583006	**SW 4**	SM10200	331025	SM10200	332687
35275583007	**SW 3**	SM10200	331025	SM10200	332687
35275583001	**SW 11**	TKN+NOx Calculation	332540		
35275583002	**SW 12**	TKN+NOx Calculation	332540		
35275583003	**SW 1**	TKN+NOx Calculation	332540		
35275583004	**SW 5**	TKN+NOx Calculation	332540		
35275583005	**SW 2**	TKN+NOx Calculation	332540		
35275583006	**SW 4**	TKN+NOx Calculation	332540		
35275583007	**SW 3**	TKN+NOx Calculation	332540		
35275583001	**SW 11**	EPA 350.1	331912		
35275583002	**SW 12**	EPA 350.1	331912		
35275583003	**SW 1**	EPA 350.1	331912		
35275583004	**SW 5**	EPA 350.1	331912		
35275583005	**SW 2**	EPA 350.1	331912		
35275583006	**SW 4**	EPA 350.1	331912		

This report shall not be reproduced, except in full,
without the written consent of Pace Analytical Services, LLC.

Pace Analytical Services, LLC
8 East Tower Circle
Ormond Beach, FL 32174
(386)672-5668

QUALITY CONTROL DATA CROSS REFERENCE TABLE

Project: Tomoka LF Semi-annual SWs
Pace Project No.: 35275583

Lab ID	Sample ID	QC Batch Method	QC Batch	Analytical Method	Analytical Batch
35275583007	**SW 3**	EPA 350.1	331912		
35275583001	**SW 11**	EPA 351.2	332033	EPA 351.2	332372
35275583002	**SW 12**	EPA 351.2	332033	EPA 351.2	332372
35275583003	**SW 1**	EPA 351.2	332033	EPA 351.2	332372
35275583004	**SW 5**	EPA 351.2	332033	EPA 351.2	332372
35275583005	**SW 2**	EPA 351.2	332033	EPA 351.2	332372
35275583006	**SW 4**	EPA 351.2	332033	EPA 351.2	332372
35275583007	**SW 3**	EPA 351.2	332033	EPA 351.2	332372
35275583001	**SW 11**	EPA 353.2	331016		
35275583002	**SW 12**	EPA 353.2	331016		
35275583003	**SW 1**	EPA 353.2	331016		
35275583004	**SW 5**	EPA 353.2	331016		
35275583005	**SW 2**	EPA 353.2	331016		
35275583006	**SW 4**	EPA 353.2	331016		
35275583007	**SW 3**	EPA 353.2	331019		
35275583001	**SW 11**	EPA 365.4	332035	EPA 365.4	332374
35275583002	**SW 12**	EPA 365.4	332035	EPA 365.4	332374
35275583003	**SW 1**	EPA 365.4	332035	EPA 365.4	332374
35275583004	**SW 5**	EPA 365.4	332035	EPA 365.4	332374
35275583005	**SW 2**	EPA 365.4	332035	EPA 365.4	332374
35275583006	**SW 4**	EPA 365.4	332035	EPA 365.4	332374
35275583007	**SW 3**	EPA 365.4	332035	EPA 365.4	332374
35275583001	**SW 11**	EPA 410.4	331854		
35275583002	**SW 12**	EPA 410.4	331854		
35275583003	**SW 1**	EPA 410.4	331854		
35275583004	**SW 5**	EPA 410.4	331854		
35275583005	**SW 2**	EPA 410.4	331854		
35275583006	**SW 4**	EPA 410.4	331854		
35275583007	**SW 3**	EPA 410.4	331854		
35275583001	**SW 11**	SM 5310B	331837		
35275583002	**SW 12**	SM 5310B	331838		
35275583003	**SW 1**	SM 5310B	331838		
35275583004	**SW 5**	SM 5310B	331838		
35275583005	**SW 2**	SM 5310B	331838		
35275583006	**SW 4**	SM 5310B	331838		
35275583007	**SW 3**	SM 5310B	331838		

This report shall not be reproduced, except in full,
without the written consent of Pace Analytical Services, LLC.

WO# : 35275583

CHAIN-OF-CUSTODY / Analytical Request Document

The Chain-of-Custody is a LEGAL DOCUMENT. All relevant fields must be completed accurately.

Sect 35275583

Page : 1 Of 1

Requ	Required Project Information:	Section C Invoice Information:	
Company: Volusia County Solid Waste Management	Report To: Jennifer Stirk	Attention:	
Address: 1990 Tomoka Farms Road	Copy To:	Company Name:	
Port Orange, FL 32128		Address:	Regulatory Agency
Email: jstirk@volusia.org	Purchase Order #:	Pace Quote:	
Phone: (386)947-2952 Fax:	Project Name: Tomoka LF Semi-annual SWs	Pace Project Manager: jeff.baylor@pacelabs.com,	State / Location
Requested Due Date:	Project #:	Pace Profile #: 1590, Line 3	

ITEM #	SAMPLE ID (One Character per box. (A-Z, 0-9 / , -) Sample Ids must be unique)	MATRIX CODE (see valid codes to left)	SAMPLE TYPE (G=GRAB C=COMP)	COLLECTED START DATE	COLLECTED START TIME	COLLECTED END DATE	COLLECTED END TIME	SAMPLE TEMP AT COLLECTION	# OF CONTAINERS	Preservatives: Unpreserved	H2SO4	HNO3	HCl	NaOH	Na2S2O3	Methanol	Other	Analyses Test Y/N	8260 VOCs Full List	EDB 8011	Metals by 6010/6020	Ammonia/COD/TN/TP	BOD/NO3/TSS/TDS	TOC	Chloraphyll-A	Fecal Coliform MF	Low Level Mercury	Trip Blank DO NOT OPEN -			Residual Chlorine (Y/N)	
1	SW 11					11-8-15	1045												Y	Y	Y	Y	Y	Y	Y	Y	Y				
2	SW 12						1120																								
3	SW 1						1200																								
4	SW 5						1250																								
5	SW 2						1320																								
6	SW 4						1350																								
7	SW 3						1450																						X		
8	TRIP BLANK						0000																								
9																															
10																															
11																															
12																															

ADDITIONAL COMMENTS	RELINQUISHED BY / AFFILIATION	DATE	TIME	ACCEPTED BY / AFFILIATION	DATE	TIME	SAMPLE CONDITIONS			
SAMPLING KIT-EMPTY	TRIP BLANK	11-5-16	1600				DCM 11/08/16			
		11-8-16	1555		11-8-16	~~1555~~ 1555	3.6	Y	Y	Y
							1.8			
							1.7 +3.0			

SAMPLER NAME AND SIGNATURE

PRINT Name of SAMPLER: DAVID FOX

SIGNATURE of SAMPLER: [signature] DATE Signed: 11-8-16

TEMP in C | Received on Ice (Y/N) | Custody Sealed Cooler (Y/N) | Samples Intact (Y/N)

Pace Analytical Florida Laboratory	Document Name: Field Sampling Log	Date Revised: December 3, 2012
	Document Number: F-FL-C-022 rev.00	Issuing Authority: Pace Florida Quality Office

Field Sampling Log

Arrived on Site Date 11-8-16 Time: 940 Departed Site Time:

Sampler's Signature [signature] Sampler's Name DAVID ICE

CLIENT NAME: Volusia County Solid Waste PROJECT NAME: Tomoka Ld Semi Annual SWs

CLIENT CONTACT: SITE CONTACT:

Personnel on Site: DAVID ICE

SITE Location: LAND FILL

Ambient Conditions: Sunny 80°

Brief Description of Field Activities: Collect samples From Ponds

Field Equipment Used: YSi 556 MicroTPW 20000

Decon Procedures: Yes / No If Yes. Please Describe

Field Filtering: Yes / No If Yes. Please Describe

Sample Matrix: DW GW WW SU STW SO SE ML Other:

Physical Characteristics of Sample :

Sampling Method: GRAB ✓ COMPOSITE

For Composite Sampling; Document Sampling Procedure for Collecting a Representative Sample:

QC Blanks: Precleaned EQB Field Cleaned EQB

Field Blanks Trip Blanks QC Samples: Duplicate Replicate Samples

Split Samples(explain)

Sx. Location	Date and Time	Parameters	Appearance	Odor	pH	Temp °C	Conductivity	DO	Turbidity
SW-11	11-8-16 1045	BOH 102355	Yellow		7.15	24.07	584	5.12	8.97
SW-12	1 1120		Yellow		7.56	24.95	471	9.58	10.38
SW-1	1 1200		Yellow		7.57	23.60	311	10.49	16.99
SW-5	1 1250		Yellow		7.58	22.92	403	9.96	7.58
SW-2	1 1320		Yellow		7.34	21.90	394	5.92	1.22
SW-4	1350		Yellow		6.34	24.97	396	12.44	1.39

Calibration of Meters

Meter	Y / N	Standard	Slope	Variance	Value
SW 3	1 1450		Yellow	6.63 23.73	276

4.14 3.70

Other Notation's or Anomalies:

Pace Analytical Florida Laboratory	Document Name: Sample Condition Upon Receipt Form	Document Revised: August 10, 2016
	Document No.: F-FL-C-007 rev. 10	Issuing Authority: Pace Florida Quality Office

Sam **WO#: 35275583**

Project #
Project Manager: **PM: JSB** **Due Date: 11/16/16**
Client: **CLIENT: VOLDPW**

Date and Initials of person:
Examining contents: _____
Label: _____
Deliver: BCM
pH: _____

Thermometer Used: T269 Date: 11-8-16 Time: 1554 Initials: MS

Samples shorted to lab (If Yes, complete) Shorted Date: 11-8-16 Shorted Time: 1554 Qty: 7

Cooler #1 Temp.°C	3.4	(Visual)	+0.2	(Correction Factor)	3.6	(Actual)
Cooler #2 Temp.°C	1.6	(Visual)	+0.2	(Correction Factor)	1.8	(Actual)
Cooler #3 Temp.°C	1.7	(Visual)	+0.2	(Correction Factor)	1.9	(Actual)
Cooler #4 Temp.°C		(Visual)		(Correction Factor)		(Actual)
Cooler #5 Temp.°C		(Visual)		(Correction Factor)		(Actual)
Cooler #6 Temp.°C		(Visual)		(Correction Factor)		(Actual)

☒ Samples on ice, cooling process has begun
☒ Samples on ice, cooling process has begun
☒ Samples on ice, cooling process has begun
☐ Samples on ice, cooling process has begun
☐ Samples on ice, cooling process has begun
☐ Samples on ice, cooling process has begun

Courier: ☐ Fed Ex ☐ UPS ☐ USPS ☐ Client ☐ Commercial ☒ Pace ☐ Other _____

Shipping Method: ☐ First Overnight ☐ Priority Overnight ☐ Standard Overnight ☐ Ground ☐ Other _____

Billing: ☐ Recipient ☐ Sender ☐ Third Party ☐ Unknown

Tracking # _____

Custody Seal on Cooler/Box Present: ☐ Yes ☒ No Seals Intact: ☐ Yes ☐ No Ice: Wet Blue None

Packing Material: ☐ Bubble Wrap ☒ Bubble Bags ☐ None ☐ Other _____

		Comments:
Chain of Custody Present	☑ Yes ☐ No ☐ N/A	
Chain of Custody Filled Out	☑ Yes ☐ No ☐ N/A	
Relinquished Signature & Sampler Name COC	☑ Yes ☐ No ☐ N/A	
Samples Arrived within Hold Time	☑ Yes ☐ No ☐ N/A	
Rush TAT requested on COC	☐ Yes ☑ No ☐ N/A	
Sufficient Volume	☑ Yes ☐ No ☐ N/A	
Correct Containers Used	☑ Yes ☐ No ☐ N/A	
Containers Intact	☑ Yes ☐ No ☐ N/A	
Sample Labels match COC (sample IDs & date/time of collection)	☑ Yes ☐ No ☐ N/A	
All containers needing acid/base preservation have been checked.	☑ Yes ☐ No ☐ N/A	Preservation Information
All Containers needing preservation are found to be in compliance with EPA recommendation. Exceptions: VOA, Coliform, TOC, O&G, Carbamates	☑ Yes ☐ No ☐ N/A	Preservative _____ Lot #/Trace # _____ Date _____ Time _____ Initials _____
Headspace in VOA Vials? (>6mm):	☐ Yes ☑ No ☐ N/A	
Trip Blank Present:	☑ Yes ☐ No ☐ N/A	

Client Notification/ Resolution:

Person Contacted: _____ Date/Time: _____

Comments/ Resolution (use back for additional comments): _____

Project Manager Review: _____ Date: _____

Pace Analytical Services, LLC
8 East Tower Circle
Ormond Beach, FL 32174
(386)672-5668

January 23, 2017

Ms. Jennifer Stirk
Volusia County Solid Waste Management
1990 Tomoka Farms Road
Port Orange, FL 32128

RE: Project: Tomoka Semi-annual MWs
Pace Project No.: 35276003

Dear Ms. Stirk:
Enclosed are the analytical results for sample(s) received by the laboratory on November 09, 2016. The results relate only to the samples included in this report. Results reported herein conform to the most current, applicable TNI/NELAC standards and the laboratory's Quality Assurance Manual, where applicable, unless otherwise noted in the body of the report.

If you have any questions concerning this report, please feel free to contact me.

Sincerely,

Jeff Baylor
jeff.baylor@pacelabs.com
Project Manager

Enclosures

cc: John Catches, HDR Engineering, Inc.
Handi Wang, Volusia County Solid Waste Man

This report shall not be reproduced, except in full,
without the written consent of Pace Analytical Services, LLC.

Pace Analytical Services, LLC
8 East Tower Circle
Ormond Beach, FL 32174
(386)672-5668

CERTIFICATIONS

Project: Tomoka Semi-annual MWs
Pace Project No.: 35276003

Ormond Beach Certification IDs

8 East Tower Circle, Ormond Beach, FL 32174
Alabama Certification #: 41320
Connecticut Certification #: PH-0216
Delaware Certification: FL NELAC Reciprocity
Florida Certification #: E83079
Georgia Certification #: 955
Guam Certification: FL NELAC Reciprocity
Hawaii Certification: FL NELAC Reciprocity
Illinois Certification #: 200068
Indiana Certification: FL NELAC Reciprocity
Kansas Certification #: E-10383
Louisiana Certification #: FL NELAC Reciprocity
Louisiana Environmental Certificate #: 05007
Maryland Certification: #346
Michigan Certification #: 9911
Mississippi Certification: FL NELAC Reciprocity
Missouri Certification #: 236
Montana Certification #: Cert 0074
Nebraska Certification: NE-OS-28-14
Nevada Certification: FL NELAC Reciprocity
New York Certification #: 11608
North Carolina Environmental Certificate #: 667
North Carolina Certification #: 12710
Oklahoma Certification #: D9947
Pennsylvania Certification #: 68-00547
Puerto Rico Certification #: FL01264
South Carolina Certification: #96042001
Tennessee Certification #: TN02974
Texas Certification: FL NELAC Reciprocity
US Virgin Islands Certification: FL NELAC Reciprocity
Virginia Environmental Certification #: 460165
Wyoming Certification: FL NELAC Reciprocity
West Virginia Certification #: 9962C
Wisconsin Certification #: 399079670
Wyoming (EPA Region 8): FL NELAC Reciprocity

This report shall not be reproduced, except in full,
without the written consent of Pace Analytical Services, LLC.

Pace Analytical Services, LLC
8 East Tower Circle
Ormond Beach, FL 32174
(386)672-5668

SAMPLE SUMMARY

Project: Tomoka Semi-annual MWs
Pace Project No.: 35276003

Lab ID	Sample ID	Matrix	Date Collected	Date Received
35276003001	**EQ Blank 11/9/16**	Water	11/09/16 10:50	11/09/16 16:25
35276003002	**B45-2**	Water	11/09/16 11:20	11/09/16 16:25
35276003003	**B45.2 Dup**	Water	11/09/16 11:20	11/09/16 16:25
35276003004	**B44**	Water	11/09/16 11:58	11/09/16 16:25
35276003005	**B82-1**	Water	11/09/16 12:58	11/09/16 16:25
35276003006	**B87-6**	Water	11/09/16 14:19	11/09/16 16:25
35276003007	**B43-1**	Water	11/09/16 15:13	11/09/16 16:25
35276003008	**B43-2**	Water	11/09/16 15:36	11/09/16 16:25
35276003009	**Trip Blank 11/9/16**	Water	11/09/16 00:00	11/09/16 16:25

This report shall not be reproduced, except in full,
without the written consent of Pace Analytical Services, LLC.

Pace Analytical Services, LLC
8 East Tower Circle
Ormond Beach, FL 32174
(386)672-5668

SAMPLE ANALYTE COUNT

Project: Tomoka Semi-annual MWs
Pace Project No.: 35276003

Lab ID	Sample ID	Method	Analysts	Analytes Reported	Laboratory
35276003001	**EQ Blank 11/9/16**	EPA 8011	SMH	2	PASI-O
		EPA 6010	RVK	15	PASI-O
		EPA 6020	DRS	2	PASI-O
		EPA 7470	RVK	1	PASI-O
		EPA 8260	SK1	48	PASI-O
		SM 2540C	TDH	1	PASI-O
		EPA 300.0	CMB	1	PASI-O
		EPA 350.1	CMD	1	PASI-O
		EPA 353.2	JAM	1	PASI-O
35276003002	**B45-2**	EPA 8011	SMH	2	PASI-O
		EPA 6010	RVK	15	PASI-O
		EPA 6020	DRS	2	PASI-O
		EPA 7470	RVK	1	PASI-O
		EPA 8260	SK1	48	PASI-O
		SM 2540C	TDH	1	PASI-O
		EPA 300.0	CMB	1	PASI-O
		EPA 350.1	CMD	1	PASI-O
		EPA 353.2	JAM	1	PASI-O
35276003003	**B45.2 Dup**	EPA 8011	SMH	2	PASI-O
		EPA 6010	CKJ	15	PASI-O
		EPA 6020	KMW	2	PASI-O
		EPA 7470	RVK	1	PASI-O
		EPA 8260	SK1	48	PASI-O
		SM 2540C	TDH	1	PASI-O
		EPA 300.0	CMB	1	PASI-O
		EPA 350.1	CMD	1	PASI-O
		EPA 353.2	JAM	1	PASI-O
35276003004	**B44**	EPA 8011	SMH	2	PASI-O
		EPA 6010	CKJ	15	PASI-O
		EPA 6020	KMW	2	PASI-O
		EPA 7470	RVK	1	PASI-O
		EPA 8260	SK1	48	PASI-O
		SM 2540C	TDH	1	PASI-O
		EPA 300.0	KEK	1	PASI-O
		EPA 350.1	CMD	1	PASI-O
		EPA 353.2	JAM	1	PASI-O
35276003005	**B82-1**	EPA 8011	SMH	2	PASI-O

This report shall not be reproduced, except in full,
without the written consent of Pace Analytical Services, LLC.

Pace Analytical Services, LLC
8 East Tower Circle
Ormond Beach, FL 32174
(386)672-5668

SAMPLE ANALYTE COUNT

Project: Tomoka Semi-annual MWs
Pace Project No.: 35276003

Lab ID	Sample ID	Method	Analysts	Analytes Reported	Laboratory
		EPA 6010	CKJ	15	PASI-O
		EPA 6020	KMW	2	PASI-O
		EPA 7470	RVK	1	PASI-O
		EPA 8260	SK1	48	PASI-O
		SM 2540C	TDH	1	PASI-O
		EPA 300.0	CMB	1	PASI-O
		EPA 350.1	CMD	1	PASI-O
		EPA 353.2	JAM	1	PASI-O
35276003006	**B87-6**	EPA 8011	SMH	2	PASI-O
		EPA 6010	CKJ	15	PASI-O
		EPA 6020	KMW	2	PASI-O
		EPA 7470	RVK	1	PASI-O
		EPA 8260	SK1	48	PASI-O
		SM 2540C	TDH	1	PASI-O
		EPA 300.0	CMB	1	PASI-O
		EPA 350.1	CMD	1	PASI-O
		EPA 353.2	JAM	1	PASI-O
35276003007	**B43-1**	EPA 8011	SMH	2	PASI-O
		EPA 6010	CKJ	15	PASI-O
		EPA 6020	KMW	2	PASI-O
		EPA 7470	RVK	1	PASI-O
		EPA 8260	SK1	48	PASI-O
		SM 2540C	TDH	1	PASI-O
		EPA 300.0	CMB	1	PASI-O
		EPA 350.1	CMD	1	PASI-O
		EPA 353.2	JAM	1	PASI-O
35276003008	**B43-2**	EPA 8011	SMH	2	PASI-O
		EPA 6010	CKJ	15	PASI-O
		EPA 6020	KMW	2	PASI-O
		EPA 7470	RVK	1	PASI-O
		EPA 8260	SK1	48	PASI-O
		SM 2540C	TDH	1	PASI-O
		EPA 300.0	CMB	1	PASI-O
		EPA 350.1	CMD	1	PASI-O
		EPA 353.2	JAM	1	PASI-O
35276003009	**Trip Blank 11/9/16**	EPA 8260	SK1	50	PASI-O

This report shall not be reproduced, except in full,
without the written consent of Pace Analytical Services, LLC.

Pace Analytical Services, LLC
8 East Tower Circle
Ormond Beach, FL 32174
(386)672-5668

SUMMARY OF DETECTION

Project: Tomoka Semi-annual MWs
Pace Project No.: 35276003

Lab Sample ID / Method	Client Sample ID / Parameters	Result	Units	Report Limit	Analyzed	Qualifiers
35276003001	**EQ Blank 11/9/16**					
EPA 6010	Iron	23.6 I	ug/L	40.0	11/17/16 12:43	
SM 2540C	Total Dissolved Solids	17.0	mg/L	5.0	11/13/16 19:41	
EPA 353.2	Nitrogen, Nitrate	0.024 I	mg/L	0.040	11/10/16 16:59	
35276003002	**B45-2**					
	Field pH	5.43	Std. Units		11/09/16 11:20	
	Field Temperature	24.0	deg C		11/09/16 11:20	
	Appearance	Color: yellow, Sheen: none			11/09/16 11:20	
	Field Specific Conductance	371.5	umhos/cm		11/09/16 11:20	
	Oxygen, Dissolved	0.16	mg/L		11/09/16 11:20	
	Turbidity	3.37	NTU		11/09/16 11:20	
	Water Level(NGVD)	23.50	feet		11/09/16 11:20	
EPA 6010	Arsenic	9.4 I	ug/L	10.0	11/17/16 12:47	
EPA 6010	Barium	61.8	ug/L	10.0	11/17/16 12:47	
EPA 6010	Iron	6220	ug/L	40.0	11/17/16 12:47	
EPA 6010	Lead	6.6 I	ug/L	10.0	11/17/16 12:47	
EPA 6010	Nickel	4.8 I	ug/L	5.0	11/17/16 12:47	
EPA 6010	Sodium	21.8	mg/L	1.0	11/17/16 12:47	
EPA 6010	Vanadium	9.2 I	ug/L	10.0	11/17/16 12:47	
EPA 6010	Zinc	87.5	ug/L	20.0	11/17/16 12:47	
SM 2540C	Total Dissolved Solids	203	mg/L	5.0	11/13/16 19:41	
EPA 300.0	Chloride	65.2	mg/L	5.0	11/11/16 22:28	J(M1)
EPA 350.1	Nitrogen, Ammonia	0.023 I	mg/L	0.050	11/15/16 07:35	
EPA 353.2	Nitrogen, Nitrate	0.36	mg/L	0.040	11/10/16 17:08	
35276003003	**B45.2 Dup**					
	Field pH	5.43	Std. Units		11/09/16 11:20	
	Field Temperature	24.0	deg C		11/09/16 11:20	
	Appearance	Color: yellow, Sheen: none			11/09/16 11:20	
	Field Specific Conductance	371.5	umhos/cm		11/09/16 11:20	
	Oxygen, Dissolved	0.16	mg/L		11/09/16 11:20	
	Turbidity	3.37	NTU		11/09/16 11:20	
	Water Level(NGVD)	23.50	feet		11/09/16 11:20	
EPA 6010	Arsenic	8.7 I	ug/L	10.0	11/18/16 09:11	
EPA 6010	Barium	64.2	ug/L	10.0	11/18/16 09:11	
EPA 6010	Cadmium	0.54 I	ug/L	1.0	11/18/16 09:11	
EPA 6010	Chromium	2.7 I	ug/L	5.0	11/18/16 09:11	
EPA 6010	Iron	6280	ug/L	40.0	11/18/16 09:11	
EPA 6010	Nickel	6.0	ug/L	5.0	11/18/16 09:11	
EPA 6010	Sodium	22.8	mg/L	1.0	11/18/16 09:11	
EPA 6010	Vanadium	8.3 I	ug/L	10.0	11/18/16 09:11	
EPA 6010	Zinc	90.8	ug/L	20.0	11/18/16 09:11	
SM 2540C	Total Dissolved Solids	212	mg/L	5.0	11/13/16 19:42	

REPORT OF LABORATORY ANALYSIS

This report shall not be reproduced, except in full,
without the written consent of Pace Analytical Services, LLC.

Pace Analytical Services, LLC
8 East Tower Circle
Ormond Beach, FL 32174
(386)672-5668

SUMMARY OF DETECTION

Project: Tomoka Semi-annual MWs
Pace Project No.: 35276003

Lab Sample ID / Method	Client Sample ID / Parameters	Result	Units	Report Limit	Analyzed	Qualifiers
35276003003	**B45.2 Dup**					
EPA 300.0	Chloride	67.1	mg/L	5.0	11/11/16 23:36	
EPA 350.1	Nitrogen, Ammonia	0.033 I	mg/L	0.050	11/15/16 07:37	
EPA 353.2	Nitrogen, Nitrate	0.40	mg/L	0.040	11/10/16 17:09	
35276003004	**B44**					
	Field pH	5.02	Std. Units		11/09/16 11:58	
	Field Temperature	23.7	deg C		11/09/16 11:58	
	Appearance	Color: yellow, Sheen: none			11/09/16 11:58	
	Field Specific Conductance	1240	umhos/cm		11/09/16 11:58	
	Oxygen, Dissolved	0.18	mg/L		11/09/16 11:58	
	Turbidity	2.41	NTU		11/09/16 11:58	
	Water Level(NGVD)	23.18	feet		11/09/16 11:58	
EPA 6010	Barium	112	ug/L	10.0	11/18/16 00:00	
EPA 6010	Beryllium	0.66 I	ug/L	1.0	11/18/16 00:00	
EPA 6010	Iron	30700	ug/L	40.0	11/18/16 00:00	
EPA 6010	Lead	5.6 I	ug/L	10.0	11/18/16 00:00	
EPA 6010	Selenium	8.7 I	ug/L	15.0	11/18/16 00:00	
EPA 6010	Sodium	99.2	mg/L	1.0	11/18/16 00:00	
EPA 6010	Vanadium	18.4	ug/L	10.0	11/18/16 00:00	
SM 2540C	Total Dissolved Solids	592	mg/L	10.0	11/13/16 19:42	
EPA 300.0	Chloride	286	mg/L	25.0	11/13/16 19:36	
EPA 350.1	Nitrogen, Ammonia	0.031 I	mg/L	0.050	11/15/16 08:45	
EPA 353.2	Nitrogen, Nitrate	0.070	mg/L	0.040	11/10/16 17:10	
35276003005	**B82-1**					
	Field pH	6.18	Std. Units		11/09/16 12:58	
	Field Temperature	25.0	deg C		11/09/16 12:58	
	Appearance	Color: yellow, Sheen: none			11/09/16 12:58	
	Field Specific Conductance	476.0	umhos/cm		11/09/16 12:58	
	Oxygen, Dissolved	0.07	mg/L		11/09/16 12:58	
	Turbidity	1.16	NTU		11/09/16 12:58	
	Water Level(NGVD)	23.03	feet		11/09/16 12:58	
EPA 6010	Barium	45.2	ug/L	10.0	11/18/16 00:04	
EPA 6010	Iron	11200	ug/L	40.0	11/18/16 00:04	
EPA 6010	Lead	16.9	ug/L	10.0	11/18/16 00:04	
EPA 6010	Sodium	12.9	mg/L	1.0	11/18/16 00:04	
EPA 6010	Vanadium	5.6 I	ug/L	10.0	11/18/16 00:04	
SM 2540C	Total Dissolved Solids	291	mg/L	5.0	11/13/16 19:42	
EPA 300.0	Chloride	38.3	mg/L	5.0	11/12/16 00:21	
EPA 350.1	Nitrogen, Ammonia	0.12	mg/L	0.050	11/15/16 08:46	
EPA 353.2	Nitrogen, Nitrate	0.045	mg/L	0.040	11/10/16 17:11	
35276003006	**B87-6**					
	Field pH	6.70	Std. Units		11/09/16 14:19	

REPORT OF LABORATORY ANALYSIS

This report shall not be reproduced, except in full,
without the written consent of Pace Analytical Services, LLC.

Pace Analytical Services, LLC
8 East Tower Circle
Ormond Beach, FL 32174
(386)672-5668

SUMMARY OF DETECTION

Project: Tomoka Semi-annual MWs
Pace Project No.: 35276003

Lab Sample ID / Method	Client Sample ID / Parameters	Result	Units	Report Limit	Analyzed	Qualifiers
35276003006	**B87-6**					
	Field Temperature	23.2	deg C		11/09/16 14:19	
	Appearance	Color: none, Sheen: none			11/09/16 14:19	
	Field Specific Conductance	653	umhos/cm		11/09/16 14:19	
	Oxygen, Dissolved	0.06	mg/L		11/09/16 14:19	
	Turbidity	5.40	NTU		11/09/16 14:19	
	Water Level(NGVD)	18.42	feet		11/09/16 14:19	
EPA 6010	Barium	24.9	ug/L	10.0	11/18/16 00:08	
EPA 6010	Iron	3510	ug/L	40.0	11/18/16 00:08	
EPA 6010	Lead	21.2	ug/L	10.0	11/18/16 00:08	
EPA 6010	Sodium	22.8	mg/L	1.0	11/18/16 00:08	
SM 2540C	Total Dissolved Solids	370	mg/L	5.0	11/13/16 19:43	
EPA 300.0	Chloride	26.5	mg/L	5.0	11/12/16 00:43	
EPA 350.1	Nitrogen, Ammonia	0.11	mg/L	0.050	11/15/16 08:48	
EPA 353.2	Nitrogen, Nitrate	0.017 I	mg/L	0.040	11/10/16 17:13	
35276003007	**B43-1**					
	Field pH	6.03	Std. Units		11/09/16 15:13	
	Field Temperature	23.4	deg C		11/09/16 15:13	
	Appearance	Color: yellow, Sheen: none			11/09/16 15:13	
	Field Specific Conductance	810	umhos/cm		11/09/16 15:13	
	Oxygen, Dissolved	0.09	mg/L		11/09/16 15:13	
	Turbidity	3.77	NTU		11/09/16 15:13	
	Water Level(NGVD)	22.34	feet		11/09/16 15:13	
EPA 6010	Barium	159	ug/L	10.0	11/18/16 00:12	
EPA 6010	Iron	23900	ug/L	40.0	11/18/16 00:12	
EPA 6010	Sodium	77.9	mg/L	1.0	11/18/16 00:12	
EPA 8260	Chlorobenzene	1.1	ug/L	1.0	11/17/16 04:11	
SM 2540C	Total Dissolved Solids	418	mg/L	5.0	11/13/16 19:43	
EPA 300.0	Chloride	98.9	mg/L	5.0	11/12/16 01:05	
EPA 350.1	Nitrogen, Ammonia	2.2	mg/L	0.050	11/15/16 08:50	
EPA 353.2	Nitrogen, Nitrate	0.057	mg/L	0.040	11/10/16 17:14	
35276003008	**B43-2**					
	Field pH	6.37	Std. Units		11/09/16 15:36	
	Field Temperature	24.0	deg C		11/09/16 15:36	
	Appearance	Color: yellow, Sheen: none			11/09/16 15:36	
	Field Specific Conductance	515	umhos/cm		11/09/16 15:36	
	Oxygen, Dissolved	0.39	mg/L		11/09/16 15:36	
	Turbidity	2.59	NTU		11/09/16 15:36	
	Water Level(NGVD)	22.48	feet		11/09/16 15:36	
EPA 6010	Barium	16.6	ug/L	10.0	11/18/16 00:16	

REPORT OF LABORATORY ANALYSIS

This report shall not be reproduced, except in full,
without the written consent of Pace Analytical Services, LLC.

Pace Analytical Services, LLC
8 East Tower Circle
Ormond Beach, FL 32174
(386)672-5668

SUMMARY OF DETECTION

Project: Tomoka Semi-annual MWs
Pace Project No.: 35276003

Lab Sample ID / Method	Client Sample ID / Parameters	Result	Units	Report Limit	Analyzed	Qualifiers
35276003008	**B43-2**					
EPA 6010	Iron	618	ug/L	40.0	11/18/16 00:16	
EPA 6010	Sodium	29.0	mg/L	1.0	11/18/16 00:16	
SM 2540C	Total Dissolved Solids	152	mg/L	5.0	11/13/16 19:43	
EPA 300.0	Chloride	34.7	mg/L	5.0	11/12/16 01:28	
EPA 353.2	Nitrogen, Nitrate	0.019	mg/L	0.040	11/10/16 17:15	I

This report shall not be reproduced, except in full,
without the written consent of Pace Analytical Services, LLC.

Pace Analytical Services, LLC
8 East Tower Circle
Ormond Beach, FL 32174
(386)672-5668

PROJECT NARRATIVE

Project: Tomoka Semi-annual MWs
Pace Project No.: 35276003

Date: January 23, 2017

The field readings for 35276003008 were corrected and a revised report generated.

This report shall not be reproduced, except in full,
without the written consent of Pace Analytical Services, LLC.

Pace Analytical Services, LLC
8 East Tower Circle
Ormond Beach, FL 32174
(386)672-5668

ANALYTICAL RESULTS

Project: Tomoka Semi-annual MWs
Pace Project No.: 35276003

Sample: EQ Blank 11/9/16 **Lab ID: 35276003001** Collected: 11/09/16 10:50 Received: 11/09/16 16:25 Matrix: Water

Parameters	Results	Units	PQL	MDL	DF	Prepared	Analyzed	CAS No.	Qual
8011 GCS EDB and DBCP	Analytical Method: EPA 8011 Preparation Method: EPA 8011								
1,2-Dibromo-3-chloropropane	**0.0048 U**	ug/L	0.020	0.0048	1	11/14/16 11:35	11/14/16 22:47	96-12-8	
1,2-Dibromoethane (EDB)	**0.0073 U**	ug/L	0.0098	0.0073	1	11/14/16 11:35	11/14/16 22:47	106-93-4	
6010 MET ICP	Analytical Method: EPA 6010 Preparation Method: EPA 3010								
Arsenic	**5.0 U**	ug/L	10.0	5.0	1	11/16/16 23:33	11/17/16 12:43	7440-38-2	
Barium	**5.0 U**	ug/L	10.0	5.0	1	11/16/16 23:33	11/17/16 12:43	7440-39-3	
Beryllium	**0.50 U**	ug/L	1.0	0.50	1	11/16/16 23:33	11/17/16 12:43	7440-41-7	
Cadmium	**0.50 U**	ug/L	1.0	0.50	1	11/16/16 23:33	11/17/16 12:43	7440-43-9	
Chromium	**2.5 U**	ug/L	5.0	2.5	1	11/16/16 23:33	11/17/16 12:43	7440-47-3	
Cobalt	**5.0 U**	ug/L	10.0	5.0	1	11/16/16 23:33	11/17/16 12:43	7440-48-4	
Copper	**2.5 U**	ug/L	5.0	2.5	1	11/16/16 23:33	11/17/16 12:43	7440-50-8	
Iron	**23.6 I**	ug/L	40.0	20.0	1	11/16/16 23:33	11/17/16 12:43	7439-89-6	
Lead	**5.0 U**	ug/L	10.0	5.0	1	11/16/16 23:33	11/17/16 12:43	7439-92-1	
Nickel	**2.5 U**	ug/L	5.0	2.5	1	11/16/16 23:33	11/17/16 12:43	7440-02-0	
Selenium	**7.5 U**	ug/L	15.0	7.5	1	11/16/16 23:33	11/17/16 12:43	7782-49-2	
Silver	**2.5 U**	ug/L	5.0	2.5	1	11/16/16 23:33	11/17/16 12:43	7440-22-4	
Sodium	**0.50 U**	mg/L	1.0	0.50	1	11/16/16 23:33	11/17/16 12:43	7440-23-5	
Vanadium	**5.0 U**	ug/L	10.0	5.0	1	11/16/16 23:33	11/17/16 12:43	7440-62-2	
Zinc	**10.0 U**	ug/L	20.0	10.0	1	11/16/16 23:33	11/17/16 12:43	7440-66-6	
6020 MET ICPMS	Analytical Method: EPA 6020 Preparation Method: EPA 3010								
Antimony	**0.50 U**	ug/L	1.0	0.50	1	11/16/16 06:00	11/16/16 16:07	7440-36-0	
Thallium	**0.50 U**	ug/L	1.0	0.50	1	11/16/16 06:00	11/16/16 16:07	7440-28-0	
7470 Mercury	Analytical Method: EPA 7470 Preparation Method: EPA 7470								
Mercury	**0.10 U**	ug/L	0.20	0.10	1	11/16/16 15:48	11/16/16 20:41	7439-97-6	
8260 MSV	Analytical Method: EPA 8260								
Acetone	**10.0 U**	ug/L	20.0	10.0	1		11/15/16 17:58	67-64-1	
Acrylonitrile	**5.0 U**	ug/L	10.0	5.0	1		11/15/16 17:58	107-13-1	
Benzene	**0.10 U**	ug/L	1.0	0.10	1		11/15/16 17:58	71-43-2	
Bromochloromethane	**0.50 U**	ug/L	1.0	0.50	1		11/15/16 17:58	74-97-5	
Bromodichloromethane	**0.27 U**	ug/L	0.60	0.27	1		11/15/16 17:58	75-27-4	
Bromoform	**0.50 U**	ug/L	1.0	0.50	1		11/15/16 17:58	75-25-2	
Bromomethane	**0.50 U**	ug/L	5.0	0.50	1		11/15/16 17:58	74-83-9	
2-Butanone (MEK)	**5.0 U**	ug/L	10.0	5.0	1		11/15/16 17:58	78-93-3	
Carbon disulfide	**5.0 U**	ug/L	10.0	5.0	1		11/15/16 17:58	75-15-0	
Carbon tetrachloride	**0.50 U**	ug/L	1.0	0.50	1		11/15/16 17:58	56-23-5	
Chlorobenzene	**0.50 U**	ug/L	1.0	0.50	1		11/15/16 17:58	108-90-7	
Chloroethane	**0.50 U**	ug/L	10.0	0.50	1		11/15/16 17:58	75-00-3	
Chloroform	**0.50 U**	ug/L	1.0	0.50	1		11/15/16 17:58	67-66-3	
Chloromethane	**0.62 U**	ug/L	1.0	0.62	1		11/15/16 17:58	74-87-3	
Dibromochloromethane	**0.26 U**	ug/L	0.50	0.26	1		11/15/16 17:58	124-48-1	
Dibromomethane	**0.50 U**	ug/L	1.0	0.50	1		11/15/16 17:58	74-95-3	
1,2-Dichlorobenzene	**0.50 U**	ug/L	1.0	0.50	1		11/15/16 17:58	95-50-1	

REPORT OF LABORATORY ANALYSIS

This report shall not be reproduced, except in full,
without the written consent of Pace Analytical Services, LLC.

Pace Analytical Services, LLC
8 East Tower Circle
Ormond Beach, FL 32174
(386)672-5668

ANALYTICAL RESULTS

Project: Tomoka Semi-annual MWs
Pace Project No.: 35276003

Sample: EQ Blank 11/9/16 **Lab ID: 35276003001** Collected: 11/09/16 10:50 Received: 11/09/16 16:25 Matrix: Water

Parameters	Results	Units	PQL	MDL	DF	Prepared	Analyzed	CAS No.	Qual
8260 MSV	Analytical Method: EPA 8260								
1,4-Dichlorobenzene	**0.50 U**	ug/L	1.0	0.50	1		11/15/16 17:58	106-46-7	
trans-1,4-Dichloro-2-butene	**5.0 U**	ug/L	10.0	5.0	1		11/15/16 17:58	110-57-6	
1,1-Dichloroethane	**0.50 U**	ug/L	1.0	0.50	1		11/15/16 17:58	75-34-3	
1,2-Dichloroethane	**0.50 U**	ug/L	1.0	0.50	1		11/15/16 17:58	107-06-2	
1,1-Dichloroethene	**0.50 U**	ug/L	1.0	0.50	1		11/15/16 17:58	75-35-4	
cis-1,2-Dichloroethene	**0.50 U**	ug/L	1.0	0.50	1		11/15/16 17:58	156-59-2	
trans-1,2-Dichloroethene	**0.50 U**	ug/L	1.0	0.50	1		11/15/16 17:58	156-60-5	
1,2-Dichloropropane	**0.50 U**	ug/L	1.0	0.50	1		11/15/16 17:58	78-87-5	
cis-1,3-Dichloropropene	**0.25 U**	ug/L	0.50	0.25	1		11/15/16 17:58	10061-01-5	
trans-1,3-Dichloropropene	**0.25 U**	ug/L	0.50	0.25	1		11/15/16 17:58	10061-02-6	
Ethylbenzene	**0.50 U**	ug/L	1.0	0.50	1		11/15/16 17:58	100-41-4	
2-Hexanone	**5.0 U**	ug/L	10.0	5.0	1		11/15/16 17:58	591-78-6	
Iodomethane	**0.50 U**	ug/L	10.0	0.50	1		11/15/16 17:58	74-88-4	
Methylene Chloride	**2.5 U**	ug/L	5.0	2.5	1		11/15/16 17:58	75-09-2	
4-Methyl-2-pentanone (MIBK)	**5.0 U**	ug/L	10.0	5.0	1		11/15/16 17:58	108-10-1	
Styrene	**0.50 U**	ug/L	1.0	0.50	1		11/15/16 17:58	100-42-5	
1,1,1,2-Tetrachloroethane	**0.50 U**	ug/L	1.0	0.50	1		11/15/16 17:58	630-20-6	
1,1,2,2-Tetrachloroethane	**0.12 U**	ug/L	0.50	0.12	1		11/15/16 17:58	79-34-5	
Tetrachloroethene	**0.50 U**	ug/L	1.0	0.50	1		11/15/16 17:58	127-18-4	
Toluene	**0.50 U**	ug/L	1.0	0.50	1		11/15/16 17:58	108-88-3	
1,1,1-Trichloroethane	**0.50 U**	ug/L	1.0	0.50	1		11/15/16 17:58	71-55-6	
1,1,2-Trichloroethane	**0.50 U**	ug/L	1.0	0.50	1		11/15/16 17:58	79-00-5	
Trichloroethene	**0.50 U**	ug/L	1.0	0.50	1		11/15/16 17:58	79-01-6	
Trichlorofluoromethane	**0.50 U**	ug/L	1.0	0.50	1		11/15/16 17:58	75-69-4	
1,2,3-Trichloropropane	**0.59 U**	ug/L	1.0	0.59	1		11/15/16 17:58	96-18-4	
Vinyl acetate	**1.0 U**	ug/L	2.0	1.0	1		11/15/16 17:58	108-05-4	
Vinyl chloride	**0.50 U**	ug/L	1.0	0.50	1		11/15/16 17:58	75-01-4	
Xylene (Total)	**1.5 U**	ug/L	3.0	1.5	1		11/15/16 17:58	1330-20-7	
Surrogates									
4-Bromofluorobenzene (S)	107	%	89-111		1		11/15/16 17:58	460-00-4	
1,2-Dichloroethane-d4 (S)	103	%	75-135		1		11/15/16 17:58	17060-07-0	
Toluene-d8 (S)	106	%	89-112		1		11/15/16 17:58	2037-26-5	
2540C Total Dissolved Solids	Analytical Method: SM 2540C								
Total Dissolved Solids	**17.0**	mg/L	5.0	5.0	1		11/13/16 19:41		
300.0 IC Anions 28 Days	Analytical Method: EPA 300.0								
Chloride	**2.5 U**	mg/L	5.0	2.5	1		11/11/16 22:06	16887-00-6	
350.1 Ammonia	Analytical Method: EPA 350.1								
Nitrogen, Ammonia	**0.020 U**	mg/L	0.050	0.020	1		11/15/16 07:33	7664-41-7	
353.2 Nitrogen, NO2/NO3 unpres	Analytical Method: EPA 353.2								
Nitrogen, Nitrate	**0.024 I**	mg/L	0.040	0.010	1		11/10/16 16:59		

REPORT OF LABORATORY ANALYSIS

This report shall not be reproduced, except in full,
without the written consent of Pace Analytical Services, LLC.

Pace Analytical Services, LLC
8 East Tower Circle
Ormond Beach, FL 32174
(386)672-5668

ANALYTICAL RESULTS

Project: Tomoka Semi-annual MWs
Pace Project No.: 35276003

Sample: B45-2 **Lab ID: 35276003002** Collected: 11/09/16 11:20 Received: 11/09/16 16:25 Matrix: Water

Parameters	Results	Units	PQL	MDL	DF	Prepared	Analyzed	CAS No.	Qual
Field Data	Analytical Method:								
Field pH	**5.43**	Std. Units			1		11/09/16 11:20		
Field Temperature	**24.0**	deg C			1		11/09/16 11:20		
Appearance	**Color: yellow, Sheen: none**				1		11/09/16 11:20		
Field Specific Conductance	**371.5**	umhos/cm			1		11/09/16 11:20		
Oxygen, Dissolved	**0.16**	mg/L			1		11/09/16 11:20	7782-44-7	
Turbidity	**3.37**	NTU			1		11/09/16 11:20		
Water Level(NGVD)	**23.50**	feet			1		11/09/16 11:20		
8011 GCS EDB and DBCP	Analytical Method: EPA 8011 Preparation Method: EPA 8011								
1,2-Dibromo-3-chloropropane	**0.0047 U**	ug/L	0.019	0.0047	1	11/14/16 11:35	11/14/16 23:02	96-12-8	
1,2-Dibromoethane (EDB)	**0.0072 U**	ug/L	0.0096	0.0072	1	11/14/16 11:35	11/14/16 23:02	106-93-4	
6010 MET ICP	Analytical Method: EPA 6010 Preparation Method: EPA 3010								
Arsenic	**9.4 I**	ug/L	10.0	5.0	1	11/16/16 23:33	11/17/16 12:47	7440-38-2	
Barium	**61.8**	ug/L	10.0	5.0	1	11/16/16 23:33	11/17/16 12:47	7440-39-3	
Beryllium	**0.50 U**	ug/L	1.0	0.50	1	11/16/16 23:33	11/17/16 12:47	7440-41-7	
Cadmium	**0.50 U**	ug/L	1.0	0.50	1	11/16/16 23:33	11/17/16 12:47	7440-43-9	
Chromium	**2.5 U**	ug/L	5.0	2.5	1	11/16/16 23:33	11/17/16 12:47	7440-47-3	
Cobalt	**5.0 U**	ug/L	10.0	5.0	1	11/16/16 23:33	11/17/16 12:47	7440-48-4	
Copper	**2.5 U**	ug/L	5.0	2.5	1	11/16/16 23:33	11/17/16 12:47	7440-50-8	
Iron	**6220**	ug/L	40.0	20.0	1	11/16/16 23:33	11/17/16 12:47	7439-89-6	
Lead	**6.6 I**	ug/L	10.0	5.0	1	11/16/16 23:33	11/17/16 12:47	7439-92-1	
Nickel	**4.8 I**	ug/L	5.0	2.5	1	11/16/16 23:33	11/17/16 12:47	7440-02-0	
Selenium	**7.5 U**	ug/L	15.0	7.5	1	11/16/16 23:33	11/17/16 12:47	7782-49-2	
Silver	**2.5 U**	ug/L	5.0	2.5	1	11/16/16 23:33	11/17/16 12:47	7440-22-4	
Sodium	**21.8**	mg/L	1.0	0.50	1	11/16/16 23:33	11/17/16 12:47	7440-23-5	
Vanadium	**9.2 I**	ug/L	10.0	5.0	1	11/16/16 23:33	11/17/16 12:47	7440-62-2	
Zinc	**87.5**	ug/L	20.0	10.0	1	11/16/16 23:33	11/17/16 12:47	7440-66-6	
6020 MET ICPMS	Analytical Method: EPA 6020 Preparation Method: EPA 3010								
Antimony	**0.50 U**	ug/L	1.0	0.50	1	11/16/16 06:00	11/16/16 16:10	7440-36-0	
Thallium	**0.50 U**	ug/L	1.0	0.50	1	11/16/16 06:00	11/16/16 16:10	7440-28-0	
7470 Mercury	Analytical Method: EPA 7470 Preparation Method: EPA 7470								
Mercury	**0.10 U**	ug/L	0.20	0.10	1	11/17/16 08:48	11/17/16 16:56	7439-97-6	
8260 MSV	Analytical Method: EPA 8260								
Acetone	**10.0 U**	ug/L	20.0	10.0	1		11/15/16 20:08	67-64-1	
Acrylonitrile	**5.0 U**	ug/L	10.0	5.0	1		11/15/16 20:08	107-13-1	
Benzene	**0.10 U**	ug/L	1.0	0.10	1		11/15/16 20:08	71-43-2	
Bromochloromethane	**0.50 U**	ug/L	1.0	0.50	1		11/15/16 20:08	74-97-5	
Bromodichloromethane	**0.27 U**	ug/L	0.60	0.27	1		11/15/16 20:08	75-27-4	
Bromoform	**0.50 U**	ug/L	1.0	0.50	1		11/15/16 20:08	75-25-2	

REPORT OF LABORATORY ANALYSIS

This report shall not be reproduced, except in full,
without the written consent of Pace Analytical Services, LLC.

Pace Analytical Services, LLC
8 East Tower Circle
Ormond Beach, FL 32174
(386)672-5668

ANALYTICAL RESULTS

Project: Tomoka Semi-annual MWs
Pace Project No.: 35276003

Sample: B45-2 **Lab ID: 35276003002** Collected: 11/09/16 11:20 Received: 11/09/16 16:25 Matrix: Water

Parameters	Results	Units	PQL	MDL	DF	Prepared	Analyzed	CAS No.	Qual
8260 MSV	Analytical Method: EPA 8260								
Bromomethane	**0.50 U**	ug/L	5.0	0.50	1		11/15/16 20:08	74-83-9	
2-Butanone (MEK)	**5.0 U**	ug/L	10.0	5.0	1		11/15/16 20:08	78-93-3	
Carbon disulfide	**5.0 U**	ug/L	10.0	5.0	1		11/15/16 20:08	75-15-0	
Carbon tetrachloride	**0.50 U**	ug/L	1.0	0.50	1		11/15/16 20:08	56-23-5	
Chlorobenzene	**0.50 U**	ug/L	1.0	0.50	1		11/15/16 20:08	108-90-7	
Chloroethane	**0.50 U**	ug/L	10.0	0.50	1		11/15/16 20:08	75-00-3	
Chloroform	**0.50 U**	ug/L	1.0	0.50	1		11/15/16 20:08	67-66-3	
Chloromethane	**0.62 U**	ug/L	1.0	0.62	1		11/15/16 20:08	74-87-3	
Dibromochloromethane	**0.26 U**	ug/L	0.50	0.26	1		11/15/16 20:08	124-48-1	
Dibromomethane	**0.50 U**	ug/L	1.0	0.50	1		11/15/16 20:08	74-95-3	
1,2-Dichlorobenzene	**0.50 U**	ug/L	1.0	0.50	1		11/15/16 20:08	95-50-1	
1,4-Dichlorobenzene	**0.50 U**	ug/L	1.0	0.50	1		11/15/16 20:08	106-46-7	
trans-1,4-Dichloro-2-butene	**5.0 U**	ug/L	10.0	5.0	1		11/15/16 20:08	110-57-6	
1,1-Dichloroethane	**0.50 U**	ug/L	1.0	0.50	1		11/15/16 20:08	75-34-3	
1,2-Dichloroethane	**0.50 U**	ug/L	1.0	0.50	1		11/15/16 20:08	107-06-2	
1,1-Dichloroethene	**0.50 U**	ug/L	1.0	0.50	1		11/15/16 20:08	75-35-4	
cis-1,2-Dichloroethene	**0.50 U**	ug/L	1.0	0.50	1		11/15/16 20:08	156-59-2	
trans-1,2-Dichloroethene	**0.50 U**	ug/L	1.0	0.50	1		11/15/16 20:08	156-60-5	
1,2-Dichloropropane	**0.50 U**	ug/L	1.0	0.50	1		11/15/16 20:08	78-87-5	
cis-1,3-Dichloropropene	**0.25 U**	ug/L	0.50	0.25	1		11/15/16 20:08	10061-01-5	
trans-1,3-Dichloropropene	**0.25 U**	ug/L	0.50	0.25	1		11/15/16 20:08	10061-02-6	
Ethylbenzene	**0.50 U**	ug/L	1.0	0.50	1		11/15/16 20:08	100-41-4	
2-Hexanone	**5.0 U**	ug/L	10.0	5.0	1		11/15/16 20:08	591-78-6	
Iodomethane	**0.50 U**	ug/L	10.0	0.50	1		11/15/16 20:08	74-88-4	
Methylene Chloride	**2.5 U**	ug/L	5.0	2.5	1		11/15/16 20:08	75-09-2	
4-Methyl-2-pentanone (MIBK)	**5.0 U**	ug/L	10.0	5.0	1		11/15/16 20:08	108-10-1	
Styrene	**0.50 U**	ug/L	1.0	0.50	1		11/15/16 20:08	100-42-5	
1,1,1,2-Tetrachloroethane	**0.50 U**	ug/L	1.0	0.50	1		11/15/16 20:08	630-20-6	
1,1,2,2-Tetrachloroethane	**0.12 U**	ug/L	0.50	0.12	1		11/15/16 20:08	79-34-5	
Tetrachloroethene	**0.50 U**	ug/L	1.0	0.50	1		11/15/16 20:08	127-18-4	
Toluene	**0.50 U**	ug/L	1.0	0.50	1		11/15/16 20:08	108-88-3	
1,1,1-Trichloroethane	**0.50 U**	ug/L	1.0	0.50	1		11/15/16 20:08	71-55-6	
1,1,2-Trichloroethane	**0.50 U**	ug/L	1.0	0.50	1		11/15/16 20:08	79-00-5	
Trichloroethene	**0.50 U**	ug/L	1.0	0.50	1		11/15/16 20:08	79-01-6	
Trichlorofluoromethane	**0.50 U**	ug/L	1.0	0.50	1		11/15/16 20:08	75-69-4	
1,2,3-Trichloropropane	**0.59 U**	ug/L	1.0	0.59	1		11/15/16 20:08	96-18-4	
Vinyl acetate	**1.0 U**	ug/L	2.0	1.0	1		11/15/16 20:08	108-05-4	
Vinyl chloride	**0.50 U**	ug/L	1.0	0.50	1		11/15/16 20:08	75-01-4	
Xylene (Total)	**1.5 U**	ug/L	3.0	1.5	1		11/15/16 20:08	1330-20-7	
Surrogates									
4-Bromofluorobenzene (S)	105	%	89-111		1		11/15/16 20:08	460-00-4	
1,2-Dichloroethane-d4 (S)	103	%	75-135		1		11/15/16 20:08	17060-07-0	
Toluene-d8 (S)	108	%	89-112		1		11/15/16 20:08	2037-26-5	
2540C Total Dissolved Solids	Analytical Method: SM 2540C								
Total Dissolved Solids	**203**	mg/L	5.0	5.0	1		11/13/16 19:41		

REPORT OF LABORATORY ANALYSIS

This report shall not be reproduced, except in full,
without the written consent of Pace Analytical Services, LLC.

Pace Analytical Services, LLC
8 East Tower Circle
Ormond Beach, FL 32174
(386)672-5668

ANALYTICAL RESULTS

Project: Tomoka Semi-annual MWs
Pace Project No.: 35276003

Sample: B45-2 **Lab ID: 35276003002** Collected: 11/09/16 11:20 Received: 11/09/16 16:25 Matrix: Water

Parameters	Results	Units	PQL	MDL	DF	Prepared	Analyzed	CAS No.	Qual
300.0 IC Anions 28 Days	Analytical Method: EPA 300.0								
Chloride	**65.2**	mg/L	5.0	2.5	1		11/11/16 22:28	16887-00-6	J(M1)
350.1 Ammonia	Analytical Method: EPA 350.1								
Nitrogen, Ammonia	**0.023 I**	mg/L	0.050	0.020	1		11/15/16 07:35	7664-41-7	
353.2 Nitrogen, NO2/NO3 unpres	Analytical Method: EPA 353.2								
Nitrogen, Nitrate	**0.36**	mg/L	0.040	0.010	1		11/10/16 17:08		

REPORT OF LABORATORY ANALYSIS

This report shall not be reproduced, except in full,
without the written consent of Pace Analytical Services, LLC.

Pace Analytical Services, LLC
8 East Tower Circle
Ormond Beach, FL 32174
(386)672-5668

ANALYTICAL RESULTS

Project: Tomoka Semi-annual MWs
Pace Project No.: 35276003

Sample: B45.2 Dup **Lab ID: 35276003003** Collected: 11/09/16 11:20 Received: 11/09/16 16:25 Matrix: Water

Parameters	Results	Units	PQL	MDL	DF	Prepared	Analyzed	CAS No.	Qual
Field Data	Analytical Method:								
Field pH	**5.43**	Std. Units			1		11/09/16 11:20		
Field Temperature	**24.0**	deg C			1		11/09/16 11:20		
Appearance	**Color: yellow, Sheen: none**				1		11/09/16 11:20		
Field Specific Conductance	**371.5**	umhos/cm			1		11/09/16 11:20		
Oxygen, Dissolved	**0.16**	mg/L			1		11/09/16 11:20	7782-44-7	
Turbidity	**3.37**	NTU			1		11/09/16 11:20		
Water Level(NGVD)	**23.50**	feet			1		11/09/16 11:20		
8011 GCS EDB and DBCP	Analytical Method: EPA 8011 Preparation Method: EPA 8011								
1,2-Dibromo-3-chloropropane	**0.0047 U**	ug/L	0.019	0.0047	1	11/14/16 11:35	11/14/16 23:17	96-12-8	
1,2-Dibromoethane (EDB)	**0.0072 U**	ug/L	0.0096	0.0072	1	11/14/16 11:35	11/14/16 23:17	106-93-4	
6010 MET ICP	Analytical Method: EPA 6010 Preparation Method: EPA 3010								
Arsenic	**8.7 I**	ug/L	10.0	5.0	1	11/17/16 07:19	11/18/16 09:11	7440-38-2	
Barium	**64.2**	ug/L	10.0	5.0	1	11/17/16 07:19	11/18/16 09:11	7440-39-3	
Beryllium	**0.50 U**	ug/L	1.0	0.50	1	11/17/16 07:19	11/18/16 09:11	7440-41-7	
Cadmium	**0.54 I**	ug/L	1.0	0.50	1	11/17/16 07:19	11/18/16 09:11	7440-43-9	
Chromium	**2.7 I**	ug/L	5.0	2.5	1	11/17/16 07:19	11/18/16 09:11	7440-47-3	
Cobalt	**5.0 U**	ug/L	10.0	5.0	1	11/17/16 07:19	11/18/16 09:11	7440-48-4	
Copper	**2.5 U**	ug/L	5.0	2.5	1	11/17/16 07:19	11/18/16 09:11	7440-50-8	
Iron	**6280**	ug/L	40.0	20.0	1	11/17/16 07:19	11/18/16 09:11	7439-89-6	
Lead	**5.0 U**	ug/L	10.0	5.0	1	11/17/16 07:19	11/18/16 09:11	7439-92-1	
Nickel	**6.0**	ug/L	5.0	2.5	1	11/17/16 07:19	11/18/16 09:11	7440-02-0	
Selenium	**7.5 U**	ug/L	15.0	7.5	1	11/17/16 07:19	11/18/16 09:11	7782-49-2	
Silver	**2.5 U**	ug/L	5.0	2.5	1	11/17/16 07:19	11/18/16 09:11	7440-22-4	
Sodium	**22.8**	mg/L	1.0	0.50	1	11/17/16 07:19	11/18/16 09:11	7440-23-5	
Vanadium	**8.3 I**	ug/L	10.0	5.0	1	11/17/16 07:19	11/18/16 09:11	7440-62-2	
Zinc	**90.8**	ug/L	20.0	10.0	1	11/17/16 07:19	11/18/16 09:11	7440-66-6	
6020 MET ICPMS	Analytical Method: EPA 6020 Preparation Method: EPA 3010								
Antimony	**0.50 U**	ug/L	1.0	0.50	1	11/17/16 07:19	11/18/16 15:29	7440-36-0	
Thallium	**0.50 U**	ug/L	1.0	0.50	1	11/17/16 07:19	11/18/16 15:29	7440-28-0	
7470 Mercury	Analytical Method: EPA 7470 Preparation Method: EPA 7470								
Mercury	**0.10 U**	ug/L	0.20	0.10	1	11/17/16 08:48	11/17/16 17:03	7439-97-6	
8260 MSV	Analytical Method: EPA 8260								
Acetone	**10.0 U**	ug/L	20.0	10.0	1		11/15/16 21:00	67-64-1	
Acrylonitrile	**5.0 U**	ug/L	10.0	5.0	1		11/15/16 21:00	107-13-1	
Benzene	**0.10 U**	ug/L	1.0	0.10	1		11/15/16 21:00	71-43-2	
Bromochloromethane	**0.50 U**	ug/L	1.0	0.50	1		11/15/16 21:00	74-97-5	
Bromodichloromethane	**0.27 U**	ug/L	0.60	0.27	1		11/15/16 21:00	75-27-4	
Bromoform	**0.50 U**	ug/L	1.0	0.50	1		11/15/16 21:00	75-25-2	

REPORT OF LABORATORY ANALYSIS

This report shall not be reproduced, except in full,
without the written consent of Pace Analytical Services, LLC.

Pace Analytical Services, LLC
8 East Tower Circle
Ormond Beach, FL 32174
(386)672-5668

ANALYTICAL RESULTS

Project: Tomoka Semi-annual MWs
Pace Project No.: 35276003

Sample: B45.2 Dup **Lab ID: 35276003003** Collected: 11/09/16 11:20 Received: 11/09/16 16:25 Matrix: Water

Parameters	Results	Units	PQL	MDL	DF	Prepared	Analyzed	CAS No.	Qual
8260 MSV	Analytical Method: EPA 8260								
Bromomethane	**0.50 U**	ug/L	5.0	0.50	1		11/15/16 21:00	74-83-9	
2-Butanone (MEK)	**5.0 U**	ug/L	10.0	5.0	1		11/15/16 21:00	78-93-3	
Carbon disulfide	**5.0 U**	ug/L	10.0	5.0	1		11/15/16 21:00	75-15-0	
Carbon tetrachloride	**0.50 U**	ug/L	1.0	0.50	1		11/15/16 21:00	56-23-5	
Chlorobenzene	**0.50 U**	ug/L	1.0	0.50	1		11/15/16 21:00	108-90-7	
Chloroethane	**0.50 U**	ug/L	10.0	0.50	1		11/15/16 21:00	75-00-3	
Chloroform	**0.50 U**	ug/L	1.0	0.50	1		11/15/16 21:00	67-66-3	
Chloromethane	**0.62 U**	ug/L	1.0	0.62	1		11/15/16 21:00	74-87-3	
Dibromochloromethane	**0.26 U**	ug/L	0.50	0.26	1		11/15/16 21:00	124-48-1	
Dibromomethane	**0.50 U**	ug/L	1.0	0.50	1		11/15/16 21:00	74-95-3	
1,2-Dichlorobenzene	**0.50 U**	ug/L	1.0	0.50	1		11/15/16 21:00	95-50-1	
1,4-Dichlorobenzene	**0.50 U**	ug/L	1.0	0.50	1		11/15/16 21:00	106-46-7	
trans-1,4-Dichloro-2-butene	**5.0 U**	ug/L	10.0	5.0	1		11/15/16 21:00	110-57-6	
1,1-Dichloroethane	**0.50 U**	ug/L	1.0	0.50	1		11/15/16 21:00	75-34-3	
1,2-Dichloroethane	**0.50 U**	ug/L	1.0	0.50	1		11/15/16 21:00	107-06-2	
1,1-Dichloroethene	**0.50 U**	ug/L	1.0	0.50	1		11/15/16 21:00	75-35-4	
cis-1,2-Dichloroethene	**0.50 U**	ug/L	1.0	0.50	1		11/15/16 21:00	156-59-2	
trans-1,2-Dichloroethene	**0.50 U**	ug/L	1.0	0.50	1		11/15/16 21:00	156-60-5	
1,2-Dichloropropane	**0.50 U**	ug/L	1.0	0.50	1		11/15/16 21:00	78-87-5	
cis-1,3-Dichloropropene	**0.25 U**	ug/L	0.50	0.25	1		11/15/16 21:00	10061-01-5	
trans-1,3-Dichloropropene	**0.25 U**	ug/L	0.50	0.25	1		11/15/16 21:00	10061-02-6	
Ethylbenzene	**0.50 U**	ug/L	1.0	0.50	1		11/15/16 21:00	100-41-4	
2-Hexanone	**5.0 U**	ug/L	10.0	5.0	1		11/15/16 21:00	591-78-6	
Iodomethane	**0.50 U**	ug/L	10.0	0.50	1		11/15/16 21:00	74-88-4	
Methylene Chloride	**2.5 U**	ug/L	5.0	2.5	1		11/15/16 21:00	75-09-2	
4-Methyl-2-pentanone (MIBK)	**5.0 U**	ug/L	10.0	5.0	1		11/15/16 21:00	108-10-1	
Styrene	**0.50 U**	ug/L	1.0	0.50	1		11/15/16 21:00	100-42-5	
1,1,1,2-Tetrachloroethane	**0.50 U**	ug/L	1.0	0.50	1		11/15/16 21:00	630-20-6	
1,1,2,2-Tetrachloroethane	**0.12 U**	ug/L	0.50	0.12	1		11/15/16 21:00	79-34-5	
Tetrachloroethene	**0.50 U**	ug/L	1.0	0.50	1		11/15/16 21:00	127-18-4	
Toluene	**0.50 U**	ug/L	1.0	0.50	1		11/15/16 21:00	108-88-3	
1,1,1-Trichloroethane	**0.50 U**	ug/L	1.0	0.50	1		11/15/16 21:00	71-55-6	
1,1,2-Trichloroethane	**0.50 U**	ug/L	1.0	0.50	1		11/15/16 21:00	79-00-5	
Trichloroethene	**0.50 U**	ug/L	1.0	0.50	1		11/15/16 21:00	79-01-6	
Trichlorofluoromethane	**0.50 U**	ug/L	1.0	0.50	1		11/15/16 21:00	75-69-4	
1,2,3-Trichloropropane	**0.59 U**	ug/L	1.0	0.59	1		11/15/16 21:00	96-18-4	
Vinyl acetate	**1.0 U**	ug/L	2.0	1.0	1		11/15/16 21:00	108-05-4	
Vinyl chloride	**0.50 U**	ug/L	1.0	0.50	1		11/15/16 21:00	75-01-4	
Xylene (Total)	**1.5 U**	ug/L	3.0	1.5	1		11/15/16 21:00	1330-20-7	
Surrogates									
4-Bromofluorobenzene (S)	103	%	89-111		1		11/15/16 21:00	460-00-4	
1,2-Dichloroethane-d4 (S)	103	%	75-135		1		11/15/16 21:00	17060-07-0	
Toluene-d8 (S)	105	%	89-112		1		11/15/16 21:00	2037-26-5	
2540C Total Dissolved Solids	Analytical Method: SM 2540C								
Total Dissolved Solids	**212**	mg/L	5.0	5.0	1		11/13/16 19:42		

REPORT OF LABORATORY ANALYSIS

This report shall not be reproduced, except in full,
without the written consent of Pace Analytical Services, LLC.

Pace Analytical Services, LLC
8 East Tower Circle
Ormond Beach, FL 32174
(386)672-5668

ANALYTICAL RESULTS

Project: Tomoka Semi-annual MWs
Pace Project No.: 35276003

Sample: B45.2 Dup **Lab ID: 35276003003** Collected: 11/09/16 11:20 Received: 11/09/16 16:25 Matrix: Water

Parameters	Results	Units	PQL	MDL	DF	Prepared	Analyzed	CAS No.	Qual
300.0 IC Anions 28 Days	Analytical Method: EPA 300.0								
Chloride	**67.1**	mg/L	5.0	2.5	1		11/11/16 23:36	16887-00-6	
350.1 Ammonia	Analytical Method: EPA 350.1								
Nitrogen, Ammonia	**0.033 I**	mg/L	0.050	0.020	1		11/15/16 07:37	7664-41-7	
353.2 Nitrogen, NO2/NO3 unpres	Analytical Method: EPA 353.2								
Nitrogen, Nitrate	**0.40**	mg/L	0.040	0.010	1		11/10/16 17:09		

REPORT OF LABORATORY ANALYSIS

This report shall not be reproduced, except in full,
without the written consent of Pace Analytical Services, LLC.

Pace Analytical Services, LLC
8 East Tower Circle
Ormond Beach, FL 32174
(386)672-5668

ANALYTICAL RESULTS

Project: Tomoka Semi-annual MWs
Pace Project No.: 35276003

Sample: B44 **Lab ID: 35276003004** Collected: 11/09/16 11:58 Received: 11/09/16 16:25 Matrix: Water

Parameters	Results	Units	PQL	MDL	DF	Prepared	Analyzed	CAS No.	Qual
Field Data	Analytical Method:								
Field pH	**5.02**	Std. Units			1		11/09/16 11:58		
Field Temperature	**23.7**	deg C			1		11/09/16 11:58		
Appearance	**Color: yellow, Sheen: none**				1		11/09/16 11:58		
Field Specific Conductance	**1240**	umhos/cm			1		11/09/16 11:58		
Oxygen, Dissolved	**0.18**	mg/L			1		11/09/16 11:58	7782-44-7	
Turbidity	**2.41**	NTU			1		11/09/16 11:58		
Water Level(NGVD)	**23.18**	feet			1		11/09/16 11:58		
8011 GCS EDB and DBCP	Analytical Method: EPA 8011 Preparation Method: EPA 8011								
1,2-Dibromo-3-chloropropane	**0.0047 U**	ug/L	0.019	0.0047	1	11/14/16 11:35	11/15/16 00:03	96-12-8	
1,2-Dibromoethane (EDB)	**0.0073 U**	ug/L	0.0097	0.0073	1	11/14/16 11:35	11/15/16 00:03	106-93-4	
6010 MET ICP	Analytical Method: EPA 6010 Preparation Method: EPA 3010								
Arsenic	**5.0 U**	ug/L	10.0	5.0	1	11/17/16 07:19	11/18/16 00:00	7440-38-2	CU
Barium	**112**	ug/L	10.0	5.0	1	11/17/16 07:19	11/18/16 00:00	7440-39-3	
Beryllium	**0.66 I**	ug/L	1.0	0.50	1	11/17/16 07:19	11/18/16 00:00	7440-41-7	
Cadmium	**0.50 U**	ug/L	1.0	0.50	1	11/17/16 07:19	11/18/16 00:00	7440-43-9	
Chromium	**2.5 U**	ug/L	5.0	2.5	1	11/17/16 07:19	11/18/16 00:00	7440-47-3	
Cobalt	**5.0 U**	ug/L	10.0	5.0	1	11/17/16 07:19	11/18/16 00:00	7440-48-4	
Copper	**2.5 U**	ug/L	5.0	2.5	1	11/17/16 07:19	11/18/16 00:00	7440-50-8	
Iron	**30700**	ug/L	40.0	20.0	1	11/17/16 07:19	11/18/16 00:00	7439-89-6	
Lead	**5.6 I**	ug/L	10.0	5.0	1	11/17/16 07:19	11/18/16 00:00	7439-92-1	
Nickel	**2.5 U**	ug/L	5.0	2.5	1	11/17/16 07:19	11/18/16 00:00	7440-02-0	
Selenium	**8.7 I**	ug/L	15.0	7.5	1	11/17/16 07:19	11/18/16 00:00	7782-49-2	
Silver	**2.5 U**	ug/L	5.0	2.5	1	11/17/16 07:19	11/18/16 00:00	7440-22-4	
Sodium	**99.2**	mg/L	1.0	0.50	1	11/17/16 07:19	11/18/16 00:00	7440-23-5	
Vanadium	**18.4**	ug/L	10.0	5.0	1	11/17/16 07:19	11/18/16 00:00	7440-62-2	
Zinc	**10.0 U**	ug/L	20.0	10.0	1	11/17/16 07:19	11/18/16 00:00	7440-66-6	
6020 MET ICPMS	Analytical Method: EPA 6020 Preparation Method: EPA 3010								
Antimony	**0.50 U**	ug/L	1.0	0.50	1	11/17/16 07:19	11/18/16 15:44	7440-36-0	
Thallium	**0.50 U**	ug/L	1.0	0.50	1	11/17/16 07:19	11/18/16 15:44	7440-28-0	
7470 Mercury	Analytical Method: EPA 7470 Preparation Method: EPA 7470								
Mercury	**0.10 U**	ug/L	0.20	0.10	1	11/17/16 08:48	11/17/16 17:05	7439-97-6	
8260 MSV	Analytical Method: EPA 8260								
Acetone	**10.0 U**	ug/L	20.0	10.0	1		11/15/16 21:26	67-64-1	
Acrylonitrile	**5.0 U**	ug/L	10.0	5.0	1		11/15/16 21:26	107-13-1	
Benzene	**0.10 U**	ug/L	1.0	0.10	1		11/15/16 21:26	71-43-2	
Bromochloromethane	**0.50 U**	ug/L	1.0	0.50	1		11/15/16 21:26	74-97-5	
Bromodichloromethane	**0.27 U**	ug/L	0.60	0.27	1		11/15/16 21:26	75-27-4	
Bromoform	**0.50 U**	ug/L	1.0	0.50	1		11/15/16 21:26	75-25-2	

REPORT OF LABORATORY ANALYSIS

This report shall not be reproduced, except in full,
without the written consent of Pace Analytical Services, LLC.

Pace Analytical Services, LLC
8 East Tower Circle
Ormond Beach, FL 32174
(386)672-5668

ANALYTICAL RESULTS

Project: Tomoka Semi-annual MWs
Pace Project No.: 35276003

Sample: B44 **Lab ID: 35276003004** Collected: 11/09/16 11:58 Received: 11/09/16 16:25 Matrix: Water

Parameters	Results	Units	PQL	MDL	DF	Prepared	Analyzed	CAS No.	Qual
8260 MSV	Analytical Method: EPA 8260								
Bromomethane	**0.50 U**	ug/L	5.0	0.50	1		11/15/16 21:26	74-83-9	
2-Butanone (MEK)	**5.0 U**	ug/L	10.0	5.0	1		11/15/16 21:26	78-93-3	
Carbon disulfide	**5.0 U**	ug/L	10.0	5.0	1		11/15/16 21:26	75-15-0	
Carbon tetrachloride	**0.50 U**	ug/L	1.0	0.50	1		11/15/16 21:26	56-23-5	
Chlorobenzene	**0.50 U**	ug/L	1.0	0.50	1		11/15/16 21:26	108-90-7	
Chloroethane	**0.50 U**	ug/L	10.0	0.50	1		11/15/16 21:26	75-00-3	
Chloroform	**0.50 U**	ug/L	1.0	0.50	1		11/15/16 21:26	67-66-3	
Chloromethane	**0.62 U**	ug/L	1.0	0.62	1		11/15/16 21:26	74-87-3	
Dibromochloromethane	**0.26 U**	ug/L	0.50	0.26	1		11/15/16 21:26	124-48-1	
Dibromomethane	**0.50 U**	ug/L	1.0	0.50	1		11/15/16 21:26	74-95-3	
1,2-Dichlorobenzene	**0.50 U**	ug/L	1.0	0.50	1		11/15/16 21:26	95-50-1	
1,4-Dichlorobenzene	**0.50 U**	ug/L	1.0	0.50	1		11/15/16 21:26	106-46-7	
trans-1,4-Dichloro-2-butene	**5.0 U**	ug/L	10.0	5.0	1		11/15/16 21:26	110-57-6	
1,1-Dichloroethane	**0.50 U**	ug/L	1.0	0.50	1		11/15/16 21:26	75-34-3	
1,2-Dichloroethane	**0.50 U**	ug/L	1.0	0.50	1		11/15/16 21:26	107-06-2	
1,1-Dichloroethene	**0.50 U**	ug/L	1.0	0.50	1		11/15/16 21:26	75-35-4	
cis-1,2-Dichloroethene	**0.50 U**	ug/L	1.0	0.50	1		11/15/16 21:26	156-59-2	
trans-1,2-Dichloroethene	**0.50 U**	ug/L	1.0	0.50	1		11/15/16 21:26	156-60-5	
1,2-Dichloropropane	**0.50 U**	ug/L	1.0	0.50	1		11/15/16 21:26	78-87-5	
cis-1,3-Dichloropropene	**0.25 U**	ug/L	0.50	0.25	1		11/15/16 21:26	10061-01-5	
trans-1,3-Dichloropropene	**0.25 U**	ug/L	0.50	0.25	1		11/15/16 21:26	10061-02-6	
Ethylbenzene	**0.50 U**	ug/L	1.0	0.50	1		11/15/16 21:26	100-41-4	
2-Hexanone	**5.0 U**	ug/L	10.0	5.0	1		11/15/16 21:26	591-78-6	
Iodomethane	**0.50 U**	ug/L	10.0	0.50	1		11/15/16 21:26	74-88-4	
Methylene Chloride	**2.5 U**	ug/L	5.0	2.5	1		11/15/16 21:26	75-09-2	
4-Methyl-2-pentanone (MIBK)	**5.0 U**	ug/L	10.0	5.0	1		11/15/16 21:26	108-10-1	
Styrene	**0.50 U**	ug/L	1.0	0.50	1		11/15/16 21:26	100-42-5	
1,1,1,2-Tetrachloroethane	**0.50 U**	ug/L	1.0	0.50	1		11/15/16 21:26	630-20-6	
1,1,2,2-Tetrachloroethane	**0.12 U**	ug/L	0.50	0.12	1		11/15/16 21:26	79-34-5	
Tetrachloroethene	**0.50 U**	ug/L	1.0	0.50	1		11/15/16 21:26	127-18-4	
Toluene	**0.50 U**	ug/L	1.0	0.50	1		11/15/16 21:26	108-88-3	
1,1,1-Trichloroethane	**0.50 U**	ug/L	1.0	0.50	1		11/15/16 21:26	71-55-6	
1,1,2-Trichloroethane	**0.50 U**	ug/L	1.0	0.50	1		11/15/16 21:26	79-00-5	
Trichloroethene	**0.50 U**	ug/L	1.0	0.50	1		11/15/16 21:26	79-01-6	
Trichlorofluoromethane	**0.50 U**	ug/L	1.0	0.50	1		11/15/16 21:26	75-69-4	
1,2,3-Trichloropropane	**0.59 U**	ug/L	1.0	0.59	1		11/15/16 21:26	96-18-4	
Vinyl acetate	**1.0 U**	ug/L	2.0	1.0	1		11/15/16 21:26	108-05-4	
Vinyl chloride	**0.50 U**	ug/L	1.0	0.50	1		11/15/16 21:26	75-01-4	
Xylene (Total)	**1.5 U**	ug/L	3.0	1.5	1		11/15/16 21:26	1330-20-7	
Surrogates									
4-Bromofluorobenzene (S)	106	%	89-111		1		11/15/16 21:26	460-00-4	
1,2-Dichloroethane-d4 (S)	100	%	75-135		1		11/15/16 21:26	17060-07-0	
Toluene-d8 (S)	106	%	89-112		1		11/15/16 21:26	2037-26-5	
2540C Total Dissolved Solids	Analytical Method: SM 2540C								
Total Dissolved Solids	**592**	mg/L	10.0	10.0	1		11/13/16 19:42		

REPORT OF LABORATORY ANALYSIS

This report shall not be reproduced, except in full,
without the written consent of Pace Analytical Services, LLC.

Pace Analytical Services, LLC
8 East Tower Circle
Ormond Beach, FL 32174
(386)672-5668

ANALYTICAL RESULTS

Project: Tomoka Semi-annual MWs
Pace Project No.: 35276003

Sample: B44 **Lab ID: 35276003004** Collected: 11/09/16 11:58 Received: 11/09/16 16:25 Matrix: Water

Parameters	Results	Units	PQL	MDL	DF	Prepared	Analyzed	CAS No.	Qual
300.0 IC Anions 28 Days	Analytical Method: EPA 300.0								
Chloride	**286**	mg/L	25.0	12.5	5		11/13/16 19:36	16887-00-6	
350.1 Ammonia	Analytical Method: EPA 350.1								
Nitrogen, Ammonia	**0.031 I**	mg/L	0.050	0.020	1		11/15/16 08:45	7664-41-7	
353.2 Nitrogen, NO2/NO3 unpres	Analytical Method: EPA 353.2								
Nitrogen, Nitrate	**0.070**	mg/L	0.040	0.010	1		11/10/16 17:10		

REPORT OF LABORATORY ANALYSIS

This report shall not be reproduced, except in full,
without the written consent of Pace Analytical Services, LLC.

Pace Analytical Services, LLC
8 East Tower Circle
Ormond Beach, FL 32174
(386)672-5668

ANALYTICAL RESULTS

Project: Tomoka Semi-annual MWs
Pace Project No.: 35276003

Sample: B82-1 **Lab ID: 35276003005** Collected: 11/09/16 12:58 Received: 11/09/16 16:25 Matrix: Water

Parameters	Results	Units	PQL	MDL	DF	Prepared	Analyzed	CAS No.	Qual
Field Data	Analytical Method:								
Field pH	**6.18**	Std. Units			1		11/09/16 12:58		
Field Temperature	**25.0**	deg C			1		11/09/16 12:58		
Appearance	**Color: yellow, Sheen: none**				1		11/09/16 12:58		
Field Specific Conductance	**476.0**	umhos/cm			1		11/09/16 12:58		
Oxygen, Dissolved	**0.07**	mg/L			1		11/09/16 12:58	7782-44-7	
Turbidity	**1.16**	NTU			1		11/09/16 12:58		
Water Level(NGVD)	**23.03**	feet			1		11/09/16 12:58		
8011 GCS EDB and DBCP	Analytical Method: EPA 8011 Preparation Method: EPA 8011								
1,2-Dibromo-3-chloropropane	**0.0047 U**	ug/L	0.019	0.0047	1	11/14/16 11:35	11/15/16 00:18	96-12-8	
1,2-Dibromoethane (EDB)	**0.0073 U**	ug/L	0.0097	0.0073	1	11/14/16 11:35	11/15/16 00:18	106-93-4	
6010 MET ICP	Analytical Method: EPA 6010 Preparation Method: EPA 3010								
Arsenic	**5.0 U**	ug/L	10.0	5.0	1	11/17/16 07:19	11/18/16 00:04	7440-38-2	CU
Barium	**45.2**	ug/L	10.0	5.0	1	11/17/16 07:19	11/18/16 00:04	7440-39-3	
Beryllium	**0.50 U**	ug/L	1.0	0.50	1	11/17/16 07:19	11/18/16 00:04	7440-41-7	
Cadmium	**0.50 U**	ug/L	1.0	0.50	1	11/17/16 07:19	11/18/16 00:04	7440-43-9	
Chromium	**2.5 U**	ug/L	5.0	2.5	1	11/17/16 07:19	11/18/16 00:04	7440-47-3	
Cobalt	**5.0 U**	ug/L	10.0	5.0	1	11/17/16 07:19	11/18/16 00:04	7440-48-4	
Copper	**2.5 U**	ug/L	5.0	2.5	1	11/17/16 07:19	11/18/16 00:04	7440-50-8	
Iron	**11200**	ug/L	40.0	20.0	1	11/17/16 07:19	11/18/16 00:04	7439-89-6	
Lead	**16.9**	ug/L	10.0	5.0	1	11/17/16 07:19	11/18/16 00:04	7439-92-1	
Nickel	**2.5 U**	ug/L	5.0	2.5	1	11/17/16 07:19	11/18/16 00:04	7440-02-0	
Selenium	**7.5 U**	ug/L	15.0	7.5	1	11/17/16 07:19	11/18/16 00:04	7782-49-2	
Silver	**2.5 U**	ug/L	5.0	2.5	1	11/17/16 07:19	11/18/16 00:04	7440-22-4	
Sodium	**12.9**	mg/L	1.0	0.50	1	11/17/16 07:19	11/18/16 00:04	7440-23-5	
Vanadium	**5.6 I**	ug/L	10.0	5.0	1	11/17/16 07:19	11/18/16 00:04	7440-62-2	
Zinc	**10.0 U**	ug/L	20.0	10.0	1	11/17/16 07:19	11/18/16 00:04	7440-66-6	
6020 MET ICPMS	Analytical Method: EPA 6020 Preparation Method: EPA 3010								
Antimony	**0.50 U**	ug/L	1.0	0.50	1	11/17/16 07:19	11/18/16 15:54	7440-36-0	
Thallium	**0.50 U**	ug/L	1.0	0.50	1	11/17/16 07:19	11/18/16 15:54	7440-28-0	
7470 Mercury	Analytical Method: EPA 7470 Preparation Method: EPA 7470								
Mercury	**0.10 U**	ug/L	0.20	0.10	1	11/17/16 08:48	11/17/16 17:07	7439-97-6	
8260 MSV	Analytical Method: EPA 8260								
Acetone	**10.0 U**	ug/L	20.0	10.0	1		11/15/16 21:52	67-64-1	
Acrylonitrile	**5.0 U**	ug/L	10.0	5.0	1		11/15/16 21:52	107-13-1	
Benzene	**0.10 U**	ug/L	1.0	0.10	1		11/15/16 21:52	71-43-2	
Bromochloromethane	**0.50 U**	ug/L	1.0	0.50	1		11/15/16 21:52	74-97-5	
Bromodichloromethane	**0.27 U**	ug/L	0.60	0.27	1		11/15/16 21:52	75-27-4	
Bromoform	**0.50 U**	ug/L	1.0	0.50	1		11/15/16 21:52	75-25-2	

REPORT OF LABORATORY ANALYSIS

This report shall not be reproduced, except in full,
without the written consent of Pace Analytical Services, LLC.

Pace Analytical Services, LLC
8 East Tower Circle
Ormond Beach, FL 32174
(386)672-5668

ANALYTICAL RESULTS

Project: Tomoka Semi-annual MWs
Pace Project No.: 35276003

Sample: B82-1 **Lab ID: 35276003005** Collected: 11/09/16 12:58 Received: 11/09/16 16:25 Matrix: Water

Parameters	Results	Units	PQL	MDL	DF	Prepared	Analyzed	CAS No.	Qual
8260 MSV	Analytical Method: EPA 8260								
Bromomethane	**0.50 U**	ug/L	5.0	0.50	1		11/15/16 21:52	74-83-9	
2-Butanone (MEK)	**5.0 U**	ug/L	10.0	5.0	1		11/15/16 21:52	78-93-3	
Carbon disulfide	**5.0 U**	ug/L	10.0	5.0	1		11/15/16 21:52	75-15-0	
Carbon tetrachloride	**0.50 U**	ug/L	1.0	0.50	1		11/15/16 21:52	56-23-5	
Chlorobenzene	**0.50 U**	ug/L	1.0	0.50	1		11/15/16 21:52	108-90-7	
Chloroethane	**0.50 U**	ug/L	10.0	0.50	1		11/15/16 21:52	75-00-3	
Chloroform	**0.50 U**	ug/L	1.0	0.50	1		11/15/16 21:52	67-66-3	
Chloromethane	**0.62 U**	ug/L	1.0	0.62	1		11/15/16 21:52	74-87-3	
Dibromochloromethane	**0.26 U**	ug/L	0.50	0.26	1		11/15/16 21:52	124-48-1	
Dibromomethane	**0.50 U**	ug/L	1.0	0.50	1		11/15/16 21:52	74-95-3	
1,2-Dichlorobenzene	**0.50 U**	ug/L	1.0	0.50	1		11/15/16 21:52	95-50-1	
1,4-Dichlorobenzene	**0.50 U**	ug/L	1.0	0.50	1		11/15/16 21:52	106-46-7	
trans-1,4-Dichloro-2-butene	**5.0 U**	ug/L	10.0	5.0	1		11/15/16 21:52	110-57-6	
1,1-Dichloroethane	**0.50 U**	ug/L	1.0	0.50	1		11/15/16 21:52	75-34-3	
1,2-Dichloroethane	**0.50 U**	ug/L	1.0	0.50	1		11/15/16 21:52	107-06-2	
1,1-Dichloroethene	**0.50 U**	ug/L	1.0	0.50	1		11/15/16 21:52	75-35-4	
cis-1,2-Dichloroethene	**0.50 U**	ug/L	1.0	0.50	1		11/15/16 21:52	156-59-2	
trans-1,2-Dichloroethene	**0.50 U**	ug/L	1.0	0.50	1		11/15/16 21:52	156-60-5	
1,2-Dichloropropane	**0.50 U**	ug/L	1.0	0.50	1		11/15/16 21:52	78-87-5	
cis-1,3-Dichloropropene	**0.25 U**	ug/L	0.50	0.25	1		11/15/16 21:52	10061-01-5	
trans-1,3-Dichloropropene	**0.25 U**	ug/L	0.50	0.25	1		11/15/16 21:52	10061-02-6	
Ethylbenzene	**0.50 U**	ug/L	1.0	0.50	1		11/15/16 21:52	100-41-4	
2-Hexanone	**5.0 U**	ug/L	10.0	5.0	1		11/15/16 21:52	591-78-6	
Iodomethane	**0.50 U**	ug/L	10.0	0.50	1		11/15/16 21:52	74-88-4	
Methylene Chloride	**2.5 U**	ug/L	5.0	2.5	1		11/15/16 21:52	75-09-2	
4-Methyl-2-pentanone (MIBK)	**5.0 U**	ug/L	10.0	5.0	1		11/15/16 21:52	108-10-1	
Styrene	**0.50 U**	ug/L	1.0	0.50	1		11/15/16 21:52	100-42-5	
1,1,1,2-Tetrachloroethane	**0.50 U**	ug/L	1.0	0.50	1		11/15/16 21:52	630-20-6	
1,1,2,2-Tetrachloroethane	**0.12 U**	ug/L	0.50	0.12	1		11/15/16 21:52	79-34-5	
Tetrachloroethene	**0.50 U**	ug/L	1.0	0.50	1		11/15/16 21:52	127-18-4	
Toluene	**0.50 U**	ug/L	1.0	0.50	1		11/15/16 21:52	108-88-3	
1,1,1-Trichloroethane	**0.50 U**	ug/L	1.0	0.50	1		11/15/16 21:52	71-55-6	
1,1,2-Trichloroethane	**0.50 U**	ug/L	1.0	0.50	1		11/15/16 21:52	79-00-5	
Trichloroethene	**0.50 U**	ug/L	1.0	0.50	1		11/15/16 21:52	79-01-6	
Trichlorofluoromethane	**0.50 U**	ug/L	1.0	0.50	1		11/15/16 21:52	75-69-4	
1,2,3-Trichloropropane	**0.59 U**	ug/L	1.0	0.59	1		11/15/16 21:52	96-18-4	
Vinyl acetate	**1.0 U**	ug/L	2.0	1.0	1		11/15/16 21:52	108-05-4	
Vinyl chloride	**0.50 U**	ug/L	1.0	0.50	1		11/15/16 21:52	75-01-4	
Xylene (Total)	**1.5 U**	ug/L	3.0	1.5	1		11/15/16 21:52	1330-20-7	
Surrogates									
4-Bromofluorobenzene (S)	107	%	89-111		1		11/15/16 21:52	460-00-4	
1,2-Dichloroethane-d4 (S)	101	%	75-135		1		11/15/16 21:52	17060-07-0	
Toluene-d8 (S)	103	%	89-112		1		11/15/16 21:52	2037-26-5	
2540C Total Dissolved Solids	Analytical Method: SM 2540C								
Total Dissolved Solids	**291**	mg/L	5.0	5.0	1		11/13/16 19:42		

REPORT OF LABORATORY ANALYSIS

This report shall not be reproduced, except in full,
without the written consent of Pace Analytical Services, LLC.

Pace Analytical Services, LLC
8 East Tower Circle
Ormond Beach, FL 32174
(386)672-5668

ANALYTICAL RESULTS

Project: Tomoka Semi-annual MWs
Pace Project No.: 35276003

Sample: B82-1 **Lab ID: 35276003005** Collected: 11/09/16 12:58 Received: 11/09/16 16:25 Matrix: Water

Parameters	Results	Units	PQL	MDL	DF	Prepared	Analyzed	CAS No.	Qual
300.0 IC Anions 28 Days	Analytical Method: EPA 300.0								
Chloride	**38.3**	mg/L	5.0	2.5	1		11/12/16 00:21	16887-00-6	
350.1 Ammonia	Analytical Method: EPA 350.1								
Nitrogen, Ammonia	**0.12**	mg/L	0.050	0.020	1		11/15/16 08:46	7664-41-7	
353.2 Nitrogen, NO2/NO3 unpres	Analytical Method: EPA 353.2								
Nitrogen, Nitrate	**0.045**	mg/L	0.040	0.010	1		11/10/16 17:11		

REPORT OF LABORATORY ANALYSIS

This report shall not be reproduced, except in full,
without the written consent of Pace Analytical Services, LLC.

Pace Analytical Services, LLC
8 East Tower Circle
Ormond Beach, FL 32174
(386)672-5668

ANALYTICAL RESULTS

Project: Tomoka Semi-annual MWs
Pace Project No.: 35276003

Sample: B87-6 **Lab ID: 35276003006** Collected: 11/09/16 14:19 Received: 11/09/16 16:25 Matrix: Water

Parameters	Results	Units	PQL	MDL	DF	Prepared	Analyzed	CAS No.	Qual
Field Data	Analytical Method:								
Field pH	**6.70**	Std. Units			1		11/09/16 14:19		
Field Temperature	**23.2**	deg C			1		11/09/16 14:19		
Appearance	**Color: none, Sheen: none**				1		11/09/16 14:19		
Field Specific Conductance	**653**	umhos/cm			1		11/09/16 14:19		
Oxygen, Dissolved	**0.06**	mg/L			1		11/09/16 14:19	7782-44-7	
Turbidity	**5.40**	NTU			1		11/09/16 14:19		
Water Level(NGVD)	**18.42**	feet			1		11/09/16 14:19		
8011 GCS EDB and DBCP	Analytical Method: EPA 8011 Preparation Method: EPA 8011								
1,2-Dibromo-3-chloropropane	**0.0047 U**	ug/L	0.019	0.0047	1	11/14/16 11:35	11/15/16 00:34	96-12-8	
1,2-Dibromoethane (EDB)	**0.0072 U**	ug/L	0.0096	0.0072	1	11/14/16 11:35	11/15/16 00:34	106-93-4	
6010 MET ICP	Analytical Method: EPA 6010 Preparation Method: EPA 3010								
Arsenic	**5.0 U**	ug/L	10.0	5.0	1	11/17/16 07:19	11/18/16 00:08	7440-38-2	CU
Barium	**24.9**	ug/L	10.0	5.0	1	11/17/16 07:19	11/18/16 00:08	7440-39-3	
Beryllium	**0.50 U**	ug/L	1.0	0.50	1	11/17/16 07:19	11/18/16 00:08	7440-41-7	
Cadmium	**0.50 U**	ug/L	1.0	0.50	1	11/17/16 07:19	11/18/16 00:08	7440-43-9	
Chromium	**2.5 U**	ug/L	5.0	2.5	1	11/17/16 07:19	11/18/16 00:08	7440-47-3	
Cobalt	**5.0 U**	ug/L	10.0	5.0	1	11/17/16 07:19	11/18/16 00:08	7440-48-4	
Copper	**2.5 U**	ug/L	5.0	2.5	1	11/17/16 07:19	11/18/16 00:08	7440-50-8	
Iron	**3510**	ug/L	40.0	20.0	1	11/17/16 07:19	11/18/16 00:08	7439-89-6	
Lead	**21.2**	ug/L	10.0	5.0	1	11/17/16 07:19	11/18/16 00:08	7439-92-1	
Nickel	**2.5 U**	ug/L	5.0	2.5	1	11/17/16 07:19	11/18/16 00:08	7440-02-0	
Selenium	**7.5 U**	ug/L	15.0	7.5	1	11/17/16 07:19	11/18/16 00:08	7782-49-2	
Silver	**2.5 U**	ug/L	5.0	2.5	1	11/17/16 07:19	11/18/16 00:08	7440-22-4	
Sodium	**22.8**	mg/L	1.0	0.50	1	11/17/16 07:19	11/18/16 00:08	7440-23-5	
Vanadium	**5.0 U**	ug/L	10.0	5.0	1	11/17/16 07:19	11/18/16 00:08	7440-62-2	
Zinc	**10.0 U**	ug/L	20.0	10.0	1	11/17/16 07:19	11/18/16 00:08	7440-66-6	
6020 MET ICPMS	Analytical Method: EPA 6020 Preparation Method: EPA 3010								
Antimony	**0.50 U**	ug/L	1.0	0.50	1	11/17/16 07:19	11/18/16 15:58	7440-36-0	
Thallium	**0.50 U**	ug/L	1.0	0.50	1	11/17/16 07:19	11/18/16 15:58	7440-28-0	
7470 Mercury	Analytical Method: EPA 7470 Preparation Method: EPA 7470								
Mercury	**0.10 U**	ug/L	0.20	0.10	1	11/17/16 08:48	11/17/16 17:09	7439-97-6	
8260 MSV	Analytical Method: EPA 8260								
Acetone	**10.0 U**	ug/L	20.0	10.0	1		11/17/16 03:43	67-64-1	
Acrylonitrile	**5.0 U**	ug/L	10.0	5.0	1		11/17/16 03:43	107-13-1	
Benzene	**0.10 U**	ug/L	1.0	0.10	1		11/17/16 03:43	71-43-2	
Bromochloromethane	**0.50 U**	ug/L	1.0	0.50	1		11/17/16 03:43	74-97-5	
Bromodichloromethane	**0.27 U**	ug/L	0.60	0.27	1		11/17/16 03:43	75-27-4	
Bromoform	**0.50 U**	ug/L	1.0	0.50	1		11/17/16 03:43	75-25-2	

REPORT OF LABORATORY ANALYSIS

This report shall not be reproduced, except in full,
without the written consent of Pace Analytical Services, LLC.

Pace Analytical Services, LLC
8 East Tower Circle
Ormond Beach, FL 32174
(386)672-5668

ANALYTICAL RESULTS

Project: Tomoka Semi-annual MWs
Pace Project No.: 35276003

Sample: B87-6 **Lab ID: 35276003006** Collected: 11/09/16 14:19 Received: 11/09/16 16:25 Matrix: Water

Parameters	Results	Units	PQL	MDL	DF	Prepared	Analyzed	CAS No.	Qual
8260 MSV	Analytical Method: EPA 8260								
Bromomethane	**0.50 U**	ug/L	5.0	0.50	1		11/17/16 03:43	74-83-9	
2-Butanone (MEK)	**5.0 U**	ug/L	10.0	5.0	1		11/17/16 03:43	78-93-3	
Carbon disulfide	**5.0 U**	ug/L	10.0	5.0	1		11/17/16 03:43	75-15-0	
Carbon tetrachloride	**0.50 U**	ug/L	1.0	0.50	1		11/17/16 03:43	56-23-5	
Chlorobenzene	**0.50 U**	ug/L	1.0	0.50	1		11/17/16 03:43	108-90-7	
Chloroethane	**0.50 U**	ug/L	10.0	0.50	1		11/17/16 03:43	75-00-3	
Chloroform	**0.50 U**	ug/L	1.0	0.50	1		11/17/16 03:43	67-66-3	
Chloromethane	**0.62 U**	ug/L	1.0	0.62	1		11/17/16 03:43	74-87-3	
Dibromochloromethane	**0.26 U**	ug/L	0.50	0.26	1		11/17/16 03:43	124-48-1	
Dibromomethane	**0.50 U**	ug/L	1.0	0.50	1		11/17/16 03:43	74-95-3	
1,2-Dichlorobenzene	**0.50 U**	ug/L	1.0	0.50	1		11/17/16 03:43	95-50-1	
1,4-Dichlorobenzene	**0.50 U**	ug/L	1.0	0.50	1		11/17/16 03:43	106-46-7	
trans-1,4-Dichloro-2-butene	**5.0 U**	ug/L	10.0	5.0	1		11/17/16 03:43	110-57-6	
1,1-Dichloroethane	**0.50 U**	ug/L	1.0	0.50	1		11/17/16 03:43	75-34-3	
1,2-Dichloroethane	**0.50 U**	ug/L	1.0	0.50	1		11/17/16 03:43	107-06-2	
1,1-Dichloroethene	**0.50 U**	ug/L	1.0	0.50	1		11/17/16 03:43	75-35-4	
cis-1,2-Dichloroethene	**0.50 U**	ug/L	1.0	0.50	1		11/17/16 03:43	156-59-2	
trans-1,2-Dichloroethene	**0.50 U**	ug/L	1.0	0.50	1		11/17/16 03:43	156-60-5	
1,2-Dichloropropane	**0.50 U**	ug/L	1.0	0.50	1		11/17/16 03:43	78-87-5	
cis-1,3-Dichloropropene	**0.25 U**	ug/L	0.50	0.25	1		11/17/16 03:43	10061-01-5	
trans-1,3-Dichloropropene	**0.25 U**	ug/L	0.50	0.25	1		11/17/16 03:43	10061-02-6	
Ethylbenzene	**0.50 U**	ug/L	1.0	0.50	1		11/17/16 03:43	100-41-4	
2-Hexanone	**5.0 U**	ug/L	10.0	5.0	1		11/17/16 03:43	591-78-6	
Iodomethane	**0.50 U**	ug/L	10.0	0.50	1		11/17/16 03:43	74-88-4	
Methylene Chloride	**2.5 U**	ug/L	5.0	2.5	1		11/17/16 03:43	75-09-2	
4-Methyl-2-pentanone (MIBK)	**5.0 U**	ug/L	10.0	5.0	1		11/17/16 03:43	108-10-1	
Styrene	**0.50 U**	ug/L	1.0	0.50	1		11/17/16 03:43	100-42-5	
1,1,1,2-Tetrachloroethane	**0.50 U**	ug/L	1.0	0.50	1		11/17/16 03:43	630-20-6	
1,1,2,2-Tetrachloroethane	**0.12 U**	ug/L	0.50	0.12	1		11/17/16 03:43	79-34-5	
Tetrachloroethene	**0.50 U**	ug/L	1.0	0.50	1		11/17/16 03:43	127-18-4	
Toluene	**0.50 U**	ug/L	1.0	0.50	1		11/17/16 03:43	108-88-3	
1,1,1-Trichloroethane	**0.50 U**	ug/L	1.0	0.50	1		11/17/16 03:43	71-55-6	
1,1,2-Trichloroethane	**0.50 U**	ug/L	1.0	0.50	1		11/17/16 03:43	79-00-5	
Trichloroethene	**0.50 U**	ug/L	1.0	0.50	1		11/17/16 03:43	79-01-6	
Trichlorofluoromethane	**0.50 U**	ug/L	1.0	0.50	1		11/17/16 03:43	75-69-4	
1,2,3-Trichloropropane	**0.59 U**	ug/L	1.0	0.59	1		11/17/16 03:43	96-18-4	
Vinyl acetate	**1.0 U**	ug/L	2.0	1.0	1		11/17/16 03:43	108-05-4	
Vinyl chloride	**0.50 U**	ug/L	1.0	0.50	1		11/17/16 03:43	75-01-4	
Xylene (Total)	**1.5 U**	ug/L	3.0	1.5	1		11/17/16 03:43	1330-20-7	
Surrogates									
4-Bromofluorobenzene (S)	93	%	89-111		1		11/17/16 03:43	460-00-4	
1,2-Dichloroethane-d4 (S)	102	%	75-135		1		11/17/16 03:43	17060-07-0	
Toluene-d8 (S)	99	%	89-112		1		11/17/16 03:43	2037-26-5	
2540C Total Dissolved Solids	Analytical Method: SM 2540C								
Total Dissolved Solids	**370**	mg/L	5.0	5.0	1		11/13/16 19:43		

REPORT OF LABORATORY ANALYSIS

This report shall not be reproduced, except in full,
without the written consent of Pace Analytical Services, LLC.

Pace Analytical Services, LLC
8 East Tower Circle
Ormond Beach, FL 32174
(386)672-5668

ANALYTICAL RESULTS

Project: Tomoka Semi-annual MWs
Pace Project No.: 35276003

Sample: B87-6 **Lab ID: 35276003006** Collected: 11/09/16 14:19 Received: 11/09/16 16:25 Matrix: Water

Parameters	Results	Units	PQL	MDL	DF	Prepared	Analyzed	CAS No.	Qual
300.0 IC Anions 28 Days	Analytical Method: EPA 300.0								
Chloride	**26.5**	mg/L	5.0	2.5	1		11/12/16 00:43	16887-00-6	
350.1 Ammonia	Analytical Method: EPA 350.1								
Nitrogen, Ammonia	**0.11**	mg/L	0.050	0.020	1		11/15/16 08:48	7664-41-7	
353.2 Nitrogen, NO2/NO3 unpres	Analytical Method: EPA 353.2								
Nitrogen, Nitrate	**0.017 I**	mg/L	0.040	0.010	1		11/10/16 17:13		

REPORT OF LABORATORY ANALYSIS

This report shall not be reproduced, except in full,
without the written consent of Pace Analytical Services, LLC.

Pace Analytical Services, LLC
8 East Tower Circle
Ormond Beach, FL 32174
(386)672-5668

ANALYTICAL RESULTS

Project: Tomoka Semi-annual MWs
Pace Project No.: 35276003

Sample: B43-1 **Lab ID: 35276003007** Collected: 11/09/16 15:13 Received: 11/09/16 16:25 Matrix: Water

Parameters	Results	Units	PQL	MDL	DF	Prepared	Analyzed	CAS No.	Qual
Field Data	Analytical Method:								
Field pH	**6.03**	Std. Units			1		11/09/16 15:13		
Field Temperature	**23.4**	deg C			1		11/09/16 15:13		
Appearance	**Color: yellow, Sheen: none**				1		11/09/16 15:13		
Field Specific Conductance	**810**	umhos/cm			1		11/09/16 15:13		
Oxygen, Dissolved	**0.09**	mg/L			1		11/09/16 15:13	7782-44-7	
Turbidity	**3.77**	NTU			1		11/09/16 15:13		
Water Level(NGVD)	**22.34**	feet			1		11/09/16 15:13		
8011 GCS EDB and DBCP	Analytical Method: EPA 8011 Preparation Method: EPA 8011								
1,2-Dibromo-3-chloropropane	**0.0048 U**	ug/L	0.019	0.0048	1	11/14/16 11:35	11/15/16 01:04	96-12-8	
1,2-Dibromoethane (EDB)	**0.0073 U**	ug/L	0.0097	0.0073	1	11/14/16 11:35	11/15/16 01:04	106-93-4	
6010 MET ICP	Analytical Method: EPA 6010 Preparation Method: EPA 3010								
Arsenic	**5.0 U**	ug/L	10.0	5.0	1	11/17/16 07:19	11/18/16 00:12	7440-38-2	CU
Barium	**159**	ug/L	10.0	5.0	1	11/17/16 07:19	11/18/16 00:12	7440-39-3	
Beryllium	**0.50 U**	ug/L	1.0	0.50	1	11/17/16 07:19	11/18/16 00:12	7440-41-7	
Cadmium	**0.50 U**	ug/L	1.0	0.50	1	11/17/16 07:19	11/18/16 00:12	7440-43-9	
Chromium	**2.5 U**	ug/L	5.0	2.5	1	11/17/16 07:19	11/18/16 00:12	7440-47-3	
Cobalt	**5.0 U**	ug/L	10.0	5.0	1	11/17/16 07:19	11/18/16 00:12	7440-48-4	
Copper	**2.5 U**	ug/L	5.0	2.5	1	11/17/16 07:19	11/18/16 00:12	7440-50-8	
Iron	**23900**	ug/L	40.0	20.0	1	11/17/16 07:19	11/18/16 00:12	7439-89-6	
Lead	**5.0 U**	ug/L	10.0	5.0	1	11/17/16 07:19	11/18/16 00:12	7439-92-1	
Nickel	**2.5 U**	ug/L	5.0	2.5	1	11/17/16 07:19	11/18/16 00:12	7440-02-0	
Selenium	**7.5 U**	ug/L	15.0	7.5	1	11/17/16 07:19	11/18/16 00:12	7782-49-2	
Silver	**2.5 U**	ug/L	5.0	2.5	1	11/17/16 07:19	11/18/16 00:12	7440-22-4	
Sodium	**77.9**	mg/L	1.0	0.50	1	11/17/16 07:19	11/18/16 00:12	7440-23-5	
Vanadium	**5.0 U**	ug/L	10.0	5.0	1	11/17/16 07:19	11/18/16 00:12	7440-62-2	
Zinc	**10.0 U**	ug/L	20.0	10.0	1	11/17/16 07:19	11/18/16 00:12	7440-66-6	
6020 MET ICPMS	Analytical Method: EPA 6020 Preparation Method: EPA 3010								
Antimony	**0.50 U**	ug/L	1.0	0.50	1	11/17/16 07:19	11/18/16 16:26	7440-36-0	
Thallium	**0.50 U**	ug/L	1.0	0.50	1	11/17/16 07:19	11/18/16 16:26	7440-28-0	
7470 Mercury	Analytical Method: EPA 7470 Preparation Method: EPA 7470								
Mercury	**0.10 U**	ug/L	0.20	0.10	1	11/17/16 08:48	11/17/16 17:12	7439-97-6	
8260 MSV	Analytical Method: EPA 8260								
Acetone	**10.0 U**	ug/L	20.0	10.0	1		11/17/16 04:11	67-64-1	
Acrylonitrile	**5.0 U**	ug/L	10.0	5.0	1		11/17/16 04:11	107-13-1	
Benzene	**0.10 U**	ug/L	1.0	0.10	1		11/17/16 04:11	71-43-2	
Bromochloromethane	**0.50 U**	ug/L	1.0	0.50	1		11/17/16 04:11	74-97-5	
Bromodichloromethane	**0.27 U**	ug/L	0.60	0.27	1		11/17/16 04:11	75-27-4	
Bromoform	**0.50 U**	ug/L	1.0	0.50	1		11/17/16 04:11	75-25-2	

REPORT OF LABORATORY ANALYSIS

This report shall not be reproduced, except in full,
without the written consent of Pace Analytical Services, LLC.

Pace Analytical Services, LLC
8 East Tower Circle
Ormond Beach, FL 32174
(386)672-5668

ANALYTICAL RESULTS

Project: Tomoka Semi-annual MWs
Pace Project No.: 35276003

Sample: B43-1 **Lab ID: 35276003007** Collected: 11/09/16 15:13 Received: 11/09/16 16:25 Matrix: Water

Parameters	Results	Units	PQL	MDL	DF	Prepared	Analyzed	CAS No.	Qual
8260 MSV	Analytical Method: EPA 8260								
Bromomethane	**0.50 U**	ug/L	5.0	0.50	1		11/17/16 04:11	74-83-9	
2-Butanone (MEK)	**5.0 U**	ug/L	10.0	5.0	1		11/17/16 04:11	78-93-3	
Carbon disulfide	**5.0 U**	ug/L	10.0	5.0	1		11/17/16 04:11	75-15-0	
Carbon tetrachloride	**0.50 U**	ug/L	1.0	0.50	1		11/17/16 04:11	56-23-5	
Chlorobenzene	**1.1**	ug/L	1.0	0.50	1		11/17/16 04:11	108-90-7	
Chloroethane	**0.50 U**	ug/L	10.0	0.50	1		11/17/16 04:11	75-00-3	
Chloroform	**0.50 U**	ug/L	1.0	0.50	1		11/17/16 04:11	67-66-3	
Chloromethane	**0.62 U**	ug/L	1.0	0.62	1		11/17/16 04:11	74-87-3	
Dibromochloromethane	**0.26 U**	ug/L	0.50	0.26	1		11/17/16 04:11	124-48-1	
Dibromomethane	**0.50 U**	ug/L	1.0	0.50	1		11/17/16 04:11	74-95-3	
1,2-Dichlorobenzene	**0.50 U**	ug/L	1.0	0.50	1		11/17/16 04:11	95-50-1	
1,4-Dichlorobenzene	**0.50 U**	ug/L	1.0	0.50	1		11/17/16 04:11	106-46-7	
trans-1,4-Dichloro-2-butene	**5.0 U**	ug/L	10.0	5.0	1		11/17/16 04:11	110-57-6	
1,1-Dichloroethane	**0.50 U**	ug/L	1.0	0.50	1		11/17/16 04:11	75-34-3	
1,2-Dichloroethane	**0.50 U**	ug/L	1.0	0.50	1		11/17/16 04:11	107-06-2	
1,1-Dichloroethene	**0.50 U**	ug/L	1.0	0.50	1		11/17/16 04:11	75-35-4	
cis-1,2-Dichloroethene	**0.50 U**	ug/L	1.0	0.50	1		11/17/16 04:11	156-59-2	
trans-1,2-Dichloroethene	**0.50 U**	ug/L	1.0	0.50	1		11/17/16 04:11	156-60-5	
1,2-Dichloropropane	**0.50 U**	ug/L	1.0	0.50	1		11/17/16 04:11	78-87-5	
cis-1,3-Dichloropropene	**0.25 U**	ug/L	0.50	0.25	1		11/17/16 04:11	10061-01-5	
trans-1,3-Dichloropropene	**0.25 U**	ug/L	0.50	0.25	1		11/17/16 04:11	10061-02-6	
Ethylbenzene	**0.50 U**	ug/L	1.0	0.50	1		11/17/16 04:11	100-41-4	
2-Hexanone	**5.0 U**	ug/L	10.0	5.0	1		11/17/16 04:11	591-78-6	
Iodomethane	**0.50 U**	ug/L	10.0	0.50	1		11/17/16 04:11	74-88-4	
Methylene Chloride	**2.5 U**	ug/L	5.0	2.5	1		11/17/16 04:11	75-09-2	
4-Methyl-2-pentanone (MIBK)	**5.0 U**	ug/L	10.0	5.0	1		11/17/16 04:11	108-10-1	
Styrene	**0.50 U**	ug/L	1.0	0.50	1		11/17/16 04:11	100-42-5	
1,1,1,2-Tetrachloroethane	**0.50 U**	ug/L	1.0	0.50	1		11/17/16 04:11	630-20-6	
1,1,2,2-Tetrachloroethane	**0.12 U**	ug/L	0.50	0.12	1		11/17/16 04:11	79-34-5	
Tetrachloroethene	**0.50 U**	ug/L	1.0	0.50	1		11/17/16 04:11	127-18-4	
Toluene	**0.50 U**	ug/L	1.0	0.50	1		11/17/16 04:11	108-88-3	
1,1,1-Trichloroethane	**0.50 U**	ug/L	1.0	0.50	1		11/17/16 04:11	71-55-6	
1,1,2-Trichloroethane	**0.50 U**	ug/L	1.0	0.50	1		11/17/16 04:11	79-00-5	
Trichloroethene	**0.50 U**	ug/L	1.0	0.50	1		11/17/16 04:11	79-01-6	
Trichlorofluoromethane	**0.50 U**	ug/L	1.0	0.50	1		11/17/16 04:11	75-69-4	
1,2,3-Trichloropropane	**0.59 U**	ug/L	1.0	0.59	1		11/17/16 04:11	96-18-4	
Vinyl acetate	**1.0 U**	ug/L	2.0	1.0	1		11/17/16 04:11	108-05-4	
Vinyl chloride	**0.50 U**	ug/L	1.0	0.50	1		11/17/16 04:11	75-01-4	
Xylene (Total)	**1.5 U**	ug/L	3.0	1.5	1		11/17/16 04:11	1330-20-7	
Surrogates									
4-Bromofluorobenzene (S)	90	%	89-111		1		11/17/16 04:11	460-00-4	
1,2-Dichloroethane-d4 (S)	101	%	75-135		1		11/17/16 04:11	17060-07-0	
Toluene-d8 (S)	98	%	89-112		1		11/17/16 04:11	2037-26-5	
2540C Total Dissolved Solids	Analytical Method: SM 2540C								
Total Dissolved Solids	**418**	mg/L	5.0	5.0	1		11/13/16 19:43		

REPORT OF LABORATORY ANALYSIS

This report shall not be reproduced, except in full,
without the written consent of Pace Analytical Services, LLC.

Pace Analytical Services, LLC
8 East Tower Circle
Ormond Beach, FL 32174
(386)672-5668

ANALYTICAL RESULTS

Project: Tomoka Semi-annual MWs
Pace Project No.: 35276003

Sample: B43-1 **Lab ID: 35276003007** Collected: 11/09/16 15:13 Received: 11/09/16 16:25 Matrix: Water

Parameters	Results	Units	PQL	MDL	DF	Prepared	Analyzed	CAS No.	Qual
300.0 IC Anions 28 Days	Analytical Method: EPA 300.0								
Chloride	**98.9**	mg/L	5.0	2.5	1		11/12/16 01:05	16887-00-6	
350.1 Ammonia	Analytical Method: EPA 350.1								
Nitrogen, Ammonia	**2.2**	mg/L	0.050	0.020	1		11/15/16 08:50	7664-41-7	
353.2 Nitrogen, NO2/NO3 unpres	Analytical Method: EPA 353.2								
Nitrogen, Nitrate	**0.057**	mg/L	0.040	0.010	1		11/10/16 17:14		

REPORT OF LABORATORY ANALYSIS

This report shall not be reproduced, except in full,
without the written consent of Pace Analytical Services, LLC.

Pace Analytical Services, LLC
8 East Tower Circle
Ormond Beach, FL 32174
(386)672-5668

ANALYTICAL RESULTS

Project: Tomoka Semi-annual MWs
Pace Project No.: 35276003

Sample: B43-2 **Lab ID: 35276003008** Collected: 11/09/16 15:36 Received: 11/09/16 16:25 Matrix: Water

Parameters	Results	Units	PQL	MDL	DF	Prepared	Analyzed	CAS No.	Qual
Field Data	Analytical Method:								
Field pH	**6.37**	Std. Units			1		11/09/16 15:36		
Field Temperature	**24.0**	deg C			1		11/09/16 15:36		
Appearance	**Color: yellow, Sheen: none**				1		11/09/16 15:36		
Field Specific Conductance	**515**	umhos/cm			1		11/09/16 15:36		
Oxygen, Dissolved	**0.39**	mg/L			1		11/09/16 15:36	7782-44-7	
Turbidity	**2.59**	NTU			1		11/09/16 15:36		
Water Level(NGVD)	**22.48**	feet			1		11/09/16 15:36		
8011 GCS EDB and DBCP	Analytical Method: EPA 8011 Preparation Method: EPA 8011								
1,2-Dibromo-3-chloropropane	**0.0048 U**	ug/L	0.020	0.0048	1	11/14/16 11:35	11/15/16 01:20	96-12-8	
1,2-Dibromoethane (EDB)	**0.0074 U**	ug/L	0.0098	0.0074	1	11/14/16 11:35	11/15/16 01:20	106-93-4	
6010 MET ICP	Analytical Method: EPA 6010 Preparation Method: EPA 3010								
Arsenic	**5.0 U**	ug/L	10.0	5.0	1	11/17/16 07:19	11/18/16 00:16	7440-38-2	CU
Barium	**16.6**	ug/L	10.0	5.0	1	11/17/16 07:19	11/18/16 00:16	7440-39-3	
Beryllium	**0.50 U**	ug/L	1.0	0.50	1	11/17/16 07:19	11/18/16 00:16	7440-41-7	
Cadmium	**0.50 U**	ug/L	1.0	0.50	1	11/17/16 07:19	11/18/16 00:16	7440-43-9	
Chromium	**2.5 U**	ug/L	5.0	2.5	1	11/17/16 07:19	11/18/16 00:16	7440-47-3	
Cobalt	**5.0 U**	ug/L	10.0	5.0	1	11/17/16 07:19	11/18/16 00:16	7440-48-4	
Copper	**2.5 U**	ug/L	5.0	2.5	1	11/17/16 07:19	11/18/16 00:16	7440-50-8	
Iron	**618**	ug/L	40.0	20.0	1	11/17/16 07:19	11/18/16 00:16	7439-89-6	
Lead	**5.0 U**	ug/L	10.0	5.0	1	11/17/16 07:19	11/18/16 00:16	7439-92-1	
Nickel	**2.5 U**	ug/L	5.0	2.5	1	11/17/16 07:19	11/18/16 00:16	7440-02-0	
Selenium	**7.5 U**	ug/L	15.0	7.5	1	11/17/16 07:19	11/18/16 00:16	7782-49-2	
Silver	**2.5 U**	ug/L	5.0	2.5	1	11/17/16 07:19	11/18/16 00:16	7440-22-4	
Sodium	**29.0**	mg/L	1.0	0.50	1	11/17/16 07:19	11/18/16 00:16	7440-23-5	
Vanadium	**5.0 U**	ug/L	10.0	5.0	1	11/17/16 07:19	11/18/16 00:16	7440-62-2	
Zinc	**10.0 U**	ug/L	20.0	10.0	1	11/17/16 07:19	11/18/16 00:16	7440-66-6	
6020 MET ICPMS	Analytical Method: EPA 6020 Preparation Method: EPA 3010								
Antimony	**0.50 U**	ug/L	1.0	0.50	1	11/17/16 07:19	11/18/16 16:30	7440-36-0	
Thallium	**0.50 U**	ug/L	1.0	0.50	1	11/17/16 07:19	11/18/16 16:30	7440-28-0	
7470 Mercury	Analytical Method: EPA 7470 Preparation Method: EPA 7470								
Mercury	**0.10 U**	ug/L	0.20	0.10	1	11/17/16 08:48	11/17/16 17:14	7439-97-6	
8260 MSV	Analytical Method: EPA 8260								
Acetone	**10.0 U**	ug/L	20.0	10.0	1		11/15/16 23:10	67-64-1	
Acrylonitrile	**5.0 U**	ug/L	10.0	5.0	1		11/15/16 23:10	107-13-1	
Benzene	**0.10 U**	ug/L	1.0	0.10	1		11/15/16 23:10	71-43-2	
Bromochloromethane	**0.50 U**	ug/L	1.0	0.50	1		11/15/16 23:10	74-97-5	
Bromodichloromethane	**0.27 U**	ug/L	0.60	0.27	1		11/15/16 23:10	75-27-4	
Bromoform	**0.50 U**	ug/L	1.0	0.50	1		11/15/16 23:10	75-25-2	

REPORT OF LABORATORY ANALYSIS

This report shall not be reproduced, except in full,
without the written consent of Pace Analytical Services, LLC.

Pace Analytical Services, LLC
8 East Tower Circle
Ormond Beach, FL 32174
(386)672-5668

ANALYTICAL RESULTS

Project: Tomoka Semi-annual MWs
Pace Project No.: 35276003

Sample: B43-2 **Lab ID: 35276003008** Collected: 11/09/16 15:36 Received: 11/09/16 16:25 Matrix: Water

Parameters	Results	Units	PQL	MDL	DF	Prepared	Analyzed	CAS No.	Qual
8260 MSV	Analytical Method: EPA 8260								
Bromomethane	**0.50 U**	ug/L	5.0	0.50	1		11/15/16 23:10	74-83-9	
2-Butanone (MEK)	**5.0 U**	ug/L	10.0	5.0	1		11/15/16 23:10	78-93-3	
Carbon disulfide	**5.0 U**	ug/L	10.0	5.0	1		11/15/16 23:10	75-15-0	
Carbon tetrachloride	**0.50 U**	ug/L	1.0	0.50	1		11/15/16 23:10	56-23-5	
Chlorobenzene	**0.50 U**	ug/L	1.0	0.50	1		11/15/16 23:10	108-90-7	
Chloroethane	**0.50 U**	ug/L	10.0	0.50	1		11/15/16 23:10	75-00-3	
Chloroform	**0.50 U**	ug/L	1.0	0.50	1		11/15/16 23:10	67-66-3	
Chloromethane	**0.62 U**	ug/L	1.0	0.62	1		11/15/16 23:10	74-87-3	
Dibromochloromethane	**0.26 U**	ug/L	0.50	0.26	1		11/15/16 23:10	124-48-1	
Dibromomethane	**0.50 U**	ug/L	1.0	0.50	1		11/15/16 23:10	74-95-3	
1,2-Dichlorobenzene	**0.50 U**	ug/L	1.0	0.50	1		11/15/16 23:10	95-50-1	
1,4-Dichlorobenzene	**0.50 U**	ug/L	1.0	0.50	1		11/15/16 23:10	106-46-7	
trans-1,4-Dichloro-2-butene	**5.0 U**	ug/L	10.0	5.0	1		11/15/16 23:10	110-57-6	
1,1-Dichloroethane	**0.50 U**	ug/L	1.0	0.50	1		11/15/16 23:10	75-34-3	
1,2-Dichloroethane	**0.50 U**	ug/L	1.0	0.50	1		11/15/16 23:10	107-06-2	
1,1-Dichloroethene	**0.50 U**	ug/L	1.0	0.50	1		11/15/16 23:10	75-35-4	
cis-1,2-Dichloroethene	**0.50 U**	ug/L	1.0	0.50	1		11/15/16 23:10	156-59-2	
trans-1,2-Dichloroethene	**0.50 U**	ug/L	1.0	0.50	1		11/15/16 23:10	156-60-5	
1,2-Dichloropropane	**0.50 U**	ug/L	1.0	0.50	1		11/15/16 23:10	78-87-5	
cis-1,3-Dichloropropene	**0.25 U**	ug/L	0.50	0.25	1		11/15/16 23:10	10061-01-5	
trans-1,3-Dichloropropene	**0.25 U**	ug/L	0.50	0.25	1		11/15/16 23:10	10061-02-6	
Ethylbenzene	**0.50 U**	ug/L	1.0	0.50	1		11/15/16 23:10	100-41-4	
2-Hexanone	**5.0 U**	ug/L	10.0	5.0	1		11/15/16 23:10	591-78-6	
Iodomethane	**0.50 U**	ug/L	10.0	0.50	1		11/15/16 23:10	74-88-4	
Methylene Chloride	**2.5 U**	ug/L	5.0	2.5	1		11/15/16 23:10	75-09-2	
4-Methyl-2-pentanone (MIBK)	**5.0 U**	ug/L	10.0	5.0	1		11/15/16 23:10	108-10-1	
Styrene	**0.50 U**	ug/L	1.0	0.50	1		11/15/16 23:10	100-42-5	
1,1,1,2-Tetrachloroethane	**0.50 U**	ug/L	1.0	0.50	1		11/15/16 23:10	630-20-6	
1,1,2,2-Tetrachloroethane	**0.12 U**	ug/L	0.50	0.12	1		11/15/16 23:10	79-34-5	
Tetrachloroethene	**0.50 U**	ug/L	1.0	0.50	1		11/15/16 23:10	127-18-4	
Toluene	**0.50 U**	ug/L	1.0	0.50	1		11/15/16 23:10	108-88-3	
1,1,1-Trichloroethane	**0.50 U**	ug/L	1.0	0.50	1		11/15/16 23:10	71-55-6	
1,1,2-Trichloroethane	**0.50 U**	ug/L	1.0	0.50	1		11/15/16 23:10	79-00-5	
Trichloroethene	**0.50 U**	ug/L	1.0	0.50	1		11/15/16 23:10	79-01-6	
Trichlorofluoromethane	**0.50 U**	ug/L	1.0	0.50	1		11/15/16 23:10	75-69-4	
1,2,3-Trichloropropane	**0.59 U**	ug/L	1.0	0.59	1		11/15/16 23:10	96-18-4	
Vinyl acetate	**1.0 U**	ug/L	2.0	1.0	1		11/15/16 23:10	108-05-4	
Vinyl chloride	**0.50 U**	ug/L	1.0	0.50	1		11/15/16 23:10	75-01-4	
Xylene (Total)	**1.5 U**	ug/L	3.0	1.5	1		11/15/16 23:10	1330-20-7	
Surrogates									
4-Bromofluorobenzene (S)	107	%	89-111		1		11/15/16 23:10	460-00-4	
1,2-Dichloroethane-d4 (S)	104	%	75-135		1		11/15/16 23:10	17060-07-0	
Toluene-d8 (S)	105	%	89-112		1		11/15/16 23:10	2037-26-5	
2540C Total Dissolved Solids	Analytical Method: SM 2540C								
Total Dissolved Solids	**152**	mg/L	5.0	5.0	1		11/13/16 19:43		

REPORT OF LABORATORY ANALYSIS

This report shall not be reproduced, except in full,
without the written consent of Pace Analytical Services, LLC.

Pace Analytical Services, LLC
8 East Tower Circle
Ormond Beach, FL 32174
(386)672-5668

ANALYTICAL RESULTS

Project: Tomoka Semi-annual MWs
Pace Project No.: 35276003

Sample: B43-2 **Lab ID: 35276003008** Collected: 11/09/16 15:36 Received: 11/09/16 16:25 Matrix: Water

Parameters	Results	Units	PQL	MDL	DF	Prepared	Analyzed	CAS No.	Qual
300.0 IC Anions 28 Days	Analytical Method: EPA 300.0								
Chloride	**34.7**	mg/L	5.0	2.5	1		11/12/16 01:28	16887-00-6	
350.1 Ammonia	Analytical Method: EPA 350.1								
Nitrogen, Ammonia	**0.020 U**	mg/L	0.050	0.020	1		11/16/16 09:31	7664-41-7	
353.2 Nitrogen, NO2/NO3 unpres	Analytical Method: EPA 353.2								
Nitrogen, Nitrate	**0.019 I**	mg/L	0.040	0.010	1		11/10/16 17:15		

REPORT OF LABORATORY ANALYSIS

This report shall not be reproduced, except in full,
without the written consent of Pace Analytical Services, LLC.

Pace Analytical Services, LLC
8 East Tower Circle
Ormond Beach, FL 32174
(386)672-5668

ANALYTICAL RESULTS

Project: Tomoka Semi-annual MWs
Pace Project No.: 35276003

Sample: Trip Blank 11/9/16 **Lab ID: 35276003009** Collected: 11/09/16 00:00 Received: 11/09/16 16:25 Matrix: Water

Parameters	Results	Units	PQL	MDL	DF	Prepared	Analyzed	CAS No.	Qual
8260 MSV	Analytical Method: EPA 8260								
Acetone	**10.0 U**	ug/L	20.0	10.0	1		11/15/16 18:24	67-64-1	
Acrylonitrile	**5.0 U**	ug/L	10.0	5.0	1		11/15/16 18:24	107-13-1	
Benzene	**0.10 U**	ug/L	1.0	0.10	1		11/15/16 18:24	71-43-2	
Bromochloromethane	**0.50 U**	ug/L	1.0	0.50	1		11/15/16 18:24	74-97-5	
Bromodichloromethane	**0.27 U**	ug/L	0.60	0.27	1		11/15/16 18:24	75-27-4	
Bromoform	**0.50 U**	ug/L	1.0	0.50	1		11/15/16 18:24	75-25-2	
Bromomethane	**0.50 U**	ug/L	5.0	0.50	1		11/15/16 18:24	74-83-9	
2-Butanone (MEK)	**5.0 U**	ug/L	10.0	5.0	1		11/15/16 18:24	78-93-3	
Carbon disulfide	**5.0 U**	ug/L	10.0	5.0	1		11/15/16 18:24	75-15-0	
Carbon tetrachloride	**0.50 U**	ug/L	1.0	0.50	1		11/15/16 18:24	56-23-5	
Chlorobenzene	**0.50 U**	ug/L	1.0	0.50	1		11/15/16 18:24	108-90-7	
Chloroethane	**0.50 U**	ug/L	10.0	0.50	1		11/15/16 18:24	75-00-3	
Chloroform	**0.50 U**	ug/L	1.0	0.50	1		11/15/16 18:24	67-66-3	
Chloromethane	**0.62 U**	ug/L	1.0	0.62	1		11/15/16 18:24	74-87-3	
1,2-Dibromo-3-chloropropane	**1.0 U**	ug/L	2.0	1.0	1		11/15/16 18:24	96-12-8	
Dibromochloromethane	**0.26 U**	ug/L	0.50	0.26	1		11/15/16 18:24	124-48-1	
1,2-Dibromoethane (EDB)	**0.50 U**	ug/L	1.0	0.50	1		11/15/16 18:24	106-93-4	
Dibromomethane	**0.50 U**	ug/L	1.0	0.50	1		11/15/16 18:24	74-95-3	
1,2-Dichlorobenzene	**0.50 U**	ug/L	1.0	0.50	1		11/15/16 18:24	95-50-1	
1,4-Dichlorobenzene	**0.50 U**	ug/L	1.0	0.50	1		11/15/16 18:24	106-46-7	
trans-1,4-Dichloro-2-butene	**5.0 U**	ug/L	10.0	5.0	1		11/15/16 18:24	110-57-6	
1,1-Dichloroethane	**0.50 U**	ug/L	1.0	0.50	1		11/15/16 18:24	75-34-3	
1,2-Dichloroethane	**0.50 U**	ug/L	1.0	0.50	1		11/15/16 18:24	107-06-2	
1,1-Dichloroethene	**0.50 U**	ug/L	1.0	0.50	1		11/15/16 18:24	75-35-4	
cis-1,2-Dichloroethene	**0.50 U**	ug/L	1.0	0.50	1		11/15/16 18:24	156-59-2	
trans-1,2-Dichloroethene	**0.50 U**	ug/L	1.0	0.50	1		11/15/16 18:24	156-60-5	
1,2-Dichloropropane	**0.50 U**	ug/L	1.0	0.50	1		11/15/16 18:24	78-87-5	
cis-1,3-Dichloropropene	**0.25 U**	ug/L	0.50	0.25	1		11/15/16 18:24	10061-01-5	
trans-1,3-Dichloropropene	**0.25 U**	ug/L	0.50	0.25	1		11/15/16 18:24	10061-02-6	
Ethylbenzene	**0.50 U**	ug/L	1.0	0.50	1		11/15/16 18:24	100-41-4	
2-Hexanone	**5.0 U**	ug/L	10.0	5.0	1		11/15/16 18:24	591-78-6	
Iodomethane	**0.50 U**	ug/L	10.0	0.50	1		11/15/16 18:24	74-88-4	
Methylene Chloride	**2.5 U**	ug/L	5.0	2.5	1		11/15/16 18:24	75-09-2	
4-Methyl-2-pentanone (MIBK)	**5.0 U**	ug/L	10.0	5.0	1		11/15/16 18:24	108-10-1	
Styrene	**0.50 U**	ug/L	1.0	0.50	1		11/15/16 18:24	100-42-5	
1,1,1,2-Tetrachloroethane	**0.50 U**	ug/L	1.0	0.50	1		11/15/16 18:24	630-20-6	
1,1,2,2-Tetrachloroethane	**0.12 U**	ug/L	0.50	0.12	1		11/15/16 18:24	79-34-5	
Tetrachloroethene	**0.50 U**	ug/L	1.0	0.50	1		11/15/16 18:24	127-18-4	
Toluene	**0.50 U**	ug/L	1.0	0.50	1		11/15/16 18:24	108-88-3	
1,1,1-Trichloroethane	**0.50 U**	ug/L	1.0	0.50	1		11/15/16 18:24	71-55-6	
1,1,2-Trichloroethane	**0.50 U**	ug/L	1.0	0.50	1		11/15/16 18:24	79-00-5	
Trichloroethene	**0.50 U**	ug/L	1.0	0.50	1		11/15/16 18:24	79-01-6	
Trichlorofluoromethane	**0.50 U**	ug/L	1.0	0.50	1		11/15/16 18:24	75-69-4	
1,2,3-Trichloropropane	**0.59 U**	ug/L	1.0	0.59	1		11/15/16 18:24	96-18-4	
Vinyl acetate	**1.0 U**	ug/L	2.0	1.0	1		11/15/16 18:24	108-05-4	
Vinyl chloride	**0.50 U**	ug/L	1.0	0.50	1		11/15/16 18:24	75-01-4	

REPORT OF LABORATORY ANALYSIS

This report shall not be reproduced, except in full,
without the written consent of Pace Analytical Services, LLC.

Pace Analytical Services, LLC
8 East Tower Circle
Ormond Beach, FL 32174
(386)672-5668

ANALYTICAL RESULTS

Project: Tomoka Semi-annual MWs
Pace Project No.: 35276003

Sample: Trip Blank 11/9/16 **Lab ID: 35276003009** Collected: 11/09/16 00:00 Received: 11/09/16 16:25 Matrix: Water

Parameters	Results	Units	PQL	MDL	DF	Prepared	Analyzed	CAS No.	Qual
8260 MSV	Analytical Method: EPA 8260								
Xylene (Total)	**1.5 U**	ug/L	3.0	1.5	1		11/15/16 18:24	1330-20-7	
Surrogates									
4-Bromofluorobenzene (S)	109	%	89-111		1		11/15/16 18:24	460-00-4	
1,2-Dichloroethane-d4 (S)	100	%	75-135		1		11/15/16 18:24	17060-07-0	
Toluene-d8 (S)	106	%	89-112		1		11/15/16 18:24	2037-26-5	

REPORT OF LABORATORY ANALYSIS

This report shall not be reproduced, except in full,
without the written consent of Pace Analytical Services, LLC.

Pace Analytical Services, LLC
8 East Tower Circle
Ormond Beach, FL 32174
(386)672-5668

QUALITY CONTROL DATA

Project: Tomoka Semi-annual MWs
Pace Project No.: 35276003

QC Batch: 332704
QC Batch Method: EPA 7470
Analysis Method: EPA 7470
Analysis Description: 7470 Mercury
Associated Lab Samples: 35276003001

METHOD BLANK: 1780537 Matrix: Water
Associated Lab Samples: 35276003001

Parameter	Units	Blank Result	Reporting Limit	MDL	Analyzed	Qualifiers
Mercury	ug/L	0.10 U	0.20	0.10	11/16/16 19:56	

LABORATORY CONTROL SAMPLE: 1780538

Parameter	Units	Spike Conc.	LCS Result	LCS % Rec	% Rec Limits	Qualifiers
Mercury	ug/L	2	2.1	104	80-120	

MATRIX SPIKE & MATRIX SPIKE DUPLICATE: 1780539 1780540

Parameter	Units	35275469004 Result	MS Spike Conc.	MSD Spike Conc.	MS Result	MSD Result	MS % Rec	MSD % Rec	% Rec Limits	RPD	Max RPD	Qual
Mercury	ug/L	0.10 U	2	2	1.8	1.8	90	90	75-125	1	20	

Results presented on this page are in the units indicated by the "Units" column except where an alternate unit is presented to the right of the result.

REPORT OF LABORATORY ANALYSIS

This report shall not be reproduced, except in full,
without the written consent of Pace Analytical Services, LLC.

Pace Analytical Services, LLC
8 East Tower Circle
Ormond Beach, FL 32174
(386)672-5668

QUALITY CONTROL DATA

Project: Tomoka Semi-annual MWs
Pace Project No.: 35276003

QC Batch: 333017 Analysis Method: EPA 7470
QC Batch Method: EPA 7470 Analysis Description: 7470 Mercury
Associated Lab Samples: 35276003002, 35276003003, 35276003004, 35276003005, 35276003006, 35276003007, 35276003008

METHOD BLANK: 1782630 Matrix: Water
Associated Lab Samples: 35276003002, 35276003003, 35276003004, 35276003005, 35276003006, 35276003007, 35276003008

Parameter	Units	Blank Result	Reporting Limit	MDL	Analyzed	Qualifiers
Mercury	ug/L	0.10 U	0.20	0.10	11/17/16 16:22	

LABORATORY CONTROL SAMPLE: 1782631

Parameter	Units	Spike Conc.	LCS Result	LCS % Rec	% Rec Limits	Qualifiers
Mercury	ug/L	2	2.0	98	80-120	

MATRIX SPIKE & MATRIX SPIKE DUPLICATE: 1782632 1782633

Parameter	Units	35275425001 Result	MS Spike Conc.	MSD Spike Conc.	MS Result	MSD Result	MS % Rec	MSD % Rec	% Rec Limits	RPD	Max RPD	Qual
Mercury	ug/L	0.10 U	2	2	2.0	2.0	98	96	75-125	2	20	

Results presented on this page are in the units indicated by the "Units" column except where an alternate unit is presented to the right of the result.

REPORT OF LABORATORY ANALYSIS

This report shall not be reproduced, except in full,
without the written consent of Pace Analytical Services, LLC.

Pace Analytical Services, LLC
8 East Tower Circle
Ormond Beach, FL 32174
(386)672-5668

QUALITY CONTROL DATA

Project: Tomoka Semi-annual MWs
Pace Project No.: 35276003

QC Batch: 332897 Analysis Method: EPA 6010
QC Batch Method: EPA 3010 Analysis Description: 6010 MET
Associated Lab Samples: 35276003001, 35276003002

METHOD BLANK: 1781713 Matrix: Water
Associated Lab Samples: 35276003001, 35276003002

Parameter	Units	Blank Result	Reporting Limit	MDL	Analyzed	Qualifiers
Arsenic	ug/L	5.0 U	10.0	5.0	11/17/16 12:26	
Barium	ug/L	5.0 U	10.0	5.0	11/17/16 12:26	
Beryllium	ug/L	0.50 U	1.0	0.50	11/17/16 12:26	
Cadmium	ug/L	0.50 U	1.0	0.50	11/17/16 12:26	
Chromium	ug/L	2.5 U	5.0	2.5	11/17/16 12:26	
Cobalt	ug/L	5.0 U	10.0	5.0	11/17/16 12:26	
Copper	ug/L	2.5 U	5.0	2.5	11/17/16 12:26	
Iron	ug/L	20.0 U	40.0	20.0	11/17/16 12:26	
Lead	ug/L	5.0 U	10.0	5.0	11/17/16 12:26	
Nickel	ug/L	2.5 U	5.0	2.5	11/17/16 12:26	
Selenium	ug/L	7.5 U	15.0	7.5	11/17/16 12:26	
Silver	ug/L	2.5 U	5.0	2.5	11/17/16 12:26	
Sodium	mg/L	0.50 U	1.0	0.50	11/17/16 12:26	
Vanadium	ug/L	5.0 U	10.0	5.0	11/17/16 12:26	
Zinc	ug/L	10.0 U	20.0	10.0	11/17/16 12:26	

LABORATORY CONTROL SAMPLE: 1781714

Parameter	Units	Spike Conc.	LCS Result	LCS % Rec	% Rec Limits	Qualifiers
Arsenic	ug/L	250	238	95	80-120	
Barium	ug/L	250	246	99	80-120	
Beryllium	ug/L	25	25.3	101	80-120	
Cadmium	ug/L	25	25.6	102	80-120	
Chromium	ug/L	250	249	100	80-120	
Cobalt	ug/L	250	255	102	80-120	
Copper	ug/L	250	242	97	80-120	
Iron	ug/L	2500	2460	98	80-120	
Lead	ug/L	250	262	105	80-120	
Nickel	ug/L	250	259	104	80-120	
Selenium	ug/L	250	254	102	80-120	
Silver	ug/L	25	23.2	93	80-120	
Sodium	mg/L	12.5	12.3	98	80-120	
Vanadium	ug/L	250	249	100	80-120	
Zinc	ug/L	1250	1240	99	80-120	

Results presented on this page are in the units indicated by the "Units" column except where an alternate unit is presented to the right of the result.

REPORT OF LABORATORY ANALYSIS

This report shall not be reproduced, except in full,
without the written consent of Pace Analytical Services, LLC.

Pace Analytical Services, LLC
8 East Tower Circle
Ormond Beach, FL 32174
(386)672-5668

QUALITY CONTROL DATA

Project: Tomoka Semi-annual MWs
Pace Project No.: 35276003

MATRIX SPIKE & MATRIX SPIKE DUPLICATE: 1781715 1781716

Parameter	Units	35276362002 Result	MS Spike Conc.	MSD Spike Conc.	MS Result	MSD Result	MS % Rec	MSD % Rec	% Rec Limits	RPD	Max RPD	Qual
Arsenic	ug/L	5.0 U	250	250	256	251	101	100	75-125	2	20	
Barium	ug/L	5.0 U	250	250	252	253	99	100	75-125	1	20	
Beryllium	ug/L	0.50 U	25	25	25.8	25.7	103	103	75-125	0	20	
Cadmium	ug/L	0.50 U	25	25	25.6	25.6	102	102	75-125	0	20	
Chromium	ug/L	2.5 U	250	250	254	252	102	101	75-125	1	20	
Cobalt	ug/L	5.0 U	250	250	253	254	101	102	75-125	0	20	
Copper	ug/L	2.5 U	250	250	251	251	100	100	75-125	0	20	
Iron	ug/L	45.2	2500	2500	2490	2500	98	98	75-125	1	20	
Lead	ug/L	0.0052 I mg/L	250	250	264	264	104	104	75-125	0	20	
Nickel	ug/L	2.5 U	250	250	257	257	103	103	75-125	0	20	
Selenium	ug/L	7.5 U	250	250	250	255	100	102	75-125	2	20	
Silver	ug/L	2.5 U	25	25	23.8	24.1	95	96	75-125	2	20	
Sodium	mg/L	151000 ug/L	12.5	12.5	52.0	52.1	-789	-788	75-125	0	20	J(M1)
Vanadium	ug/L	5.0 U	250	250	256	257	102	102	75-125	0	20	
Zinc	ug/L	10.0 U	1250	1250	1260	1260	100	100	75-125	0	20	

Results presented on this page are in the units indicated by the "Units" column except where an alternate unit is presented to the right of the result.

REPORT OF LABORATORY ANALYSIS

This report shall not be reproduced, except in full,
without the written consent of Pace Analytical Services, LLC.

Pace Analytical Services, LLC
8 East Tower Circle
Ormond Beach, FL 32174
(386)672-5668

QUALITY CONTROL DATA

Project: Tomoka Semi-annual MWs
Pace Project No.: 35276003

QC Batch: 332966 Analysis Method: EPA 6010
QC Batch Method: EPA 3010 Analysis Description: 6010 MET
Associated Lab Samples: 35276003003, 35276003004, 35276003005, 35276003006, 35276003007, 35276003008

METHOD BLANK: 1782447 Matrix: Water
Associated Lab Samples: 35276003003, 35276003004, 35276003005, 35276003006, 35276003007, 35276003008

Parameter	Units	Blank Result	Reporting Limit	MDL	Analyzed	Qualifiers
Arsenic	ug/L	5.0 U	10.0	5.0	11/18/16 09:03	
Barium	ug/L	5.0 U	10.0	5.0	11/18/16 09:03	
Beryllium	ug/L	0.50 U	1.0	0.50	11/18/16 09:03	
Cadmium	ug/L	0.50 U	1.0	0.50	11/18/16 09:03	
Chromium	ug/L	2.5 U	5.0	2.5	11/18/16 09:03	
Cobalt	ug/L	5.0 U	10.0	5.0	11/18/16 09:03	
Copper	ug/L	2.5 U	5.0	2.5	11/18/16 09:03	
Iron	ug/L	20.0 U	40.0	20.0	11/18/16 09:03	
Lead	ug/L	5.0 U	10.0	5.0	11/18/16 09:03	
Nickel	ug/L	2.5 U	5.0	2.5	11/18/16 09:03	
Selenium	ug/L	7.5 U	15.0	7.5	11/18/16 09:03	
Silver	ug/L	2.5 U	5.0	2.5	11/18/16 09:03	
Sodium	mg/L	0.50 U	1.0	0.50	11/18/16 09:03	
Vanadium	ug/L	5.0 U	10.0	5.0	11/18/16 09:03	
Zinc	ug/L	10.0 U	20.0	10.0	11/18/16 09:03	

LABORATORY CONTROL SAMPLE: 1782448

Parameter	Units	Spike Conc.	LCS Result	LCS % Rec	% Rec Limits	Qualifiers
Arsenic	ug/L	250	239	95	80-120	
Barium	ug/L	250	250	100	80-120	
Beryllium	ug/L	25	25.4	102	80-120	
Cadmium	ug/L	25	25.7	103	80-120	
Chromium	ug/L	250	255	102	80-120	
Cobalt	ug/L	250	256	103	80-120	
Copper	ug/L	250	246	98	80-120	
Iron	ug/L	2500	2540	102	80-120	
Lead	ug/L	250	259	103	80-120	
Nickel	ug/L	250	264	106	80-120	
Selenium	ug/L	250	247	99	80-120	
Silver	ug/L	25	25.9	103	80-120	
Sodium	mg/L	12.5	12.6	101	80-120	
Vanadium	ug/L	250	248	99	80-120	
Zinc	ug/L	1250	1260	100	80-120	

Results presented on this page are in the units indicated by the "Units" column except where an alternate unit is presented to the right of the result.

REPORT OF LABORATORY ANALYSIS

This report shall not be reproduced, except in full,
without the written consent of Pace Analytical Services, LLC.

Pace Analytical Services, LLC
8 East Tower Circle
Ormond Beach, FL 32174
(386)672-5668

QUALITY CONTROL DATA

Project: Tomoka Semi-annual MWs
Pace Project No.: 35276003

MATRIX SPIKE & MATRIX SPIKE DUPLICATE: 1782449 1782450

Parameter	Units	35276501002 Result	MS Spike Conc.	MSD Spike Conc.	MS Result	MSD Result	MS % Rec	MSD % Rec	% Rec Limits	RPD	Max RPD	Qual
Arsenic	ug/L	5.0 U	250	250	248	248	99	99	75-125	0	20	
Barium	ug/L	53.6	250	250	309	306	102	101	75-125	1	20	
Beryllium	ug/L	0.50 U	25	25	26.1	25.5	104	102	75-125	2	20	
Cadmium	ug/L	0.50 U	25	25	25.9	25.5	102	101	75-125	1	20	
Chromium	ug/L	2.5 U	250	250	260	256	104	103	75-125	2	20	
Cobalt	ug/L	5.0 U	250	250	259	257	103	103	75-125	1	20	
Copper	ug/L	2.5 U	250	250	253	251	101	100	75-125	1	20	
Iron	ug/L	6010	2500	2500	8840	8800	113	111	75-125	1	20	
Lead	ug/L	5.0 U	250	250	268	266	106	105	75-125	1	20	
Nickel	ug/L	2.5 U	250	250	263	260	105	104	75-125	1	20	
Selenium	ug/L	7.5 U	250	250	240	233	96	93	75-125	3	20	
Silver	ug/L	2.5 U	25	25	27.2	27.5	109	110	75-125	1	20	
Sodium	mg/L	7420 ug/L	12.5	12.5	20.3	20.0	103	101	75-125	1	20	
Vanadium	ug/L	5.0 U	250	250	253	249	101	100	75-125	1	20	
Zinc	ug/L	68.6	1250	1250	1330	1320	101	100	75-125	1	20	

Results presented on this page are in the units indicated by the "Units" column except where an alternate unit is presented to the right of the result.

REPORT OF LABORATORY ANALYSIS

This report shall not be reproduced, except in full,
without the written consent of Pace Analytical Services, LLC.

Pace Analytical Services, LLC
8 East Tower Circle
Ormond Beach, FL 32174
(386)672-5668

QUALITY CONTROL DATA

Project: Tomoka Semi-annual MWs
Pace Project No.: 35276003

QC Batch: 332664 Analysis Method: EPA 6020
QC Batch Method: EPA 3010 Analysis Description: 6020 MET
Associated Lab Samples: 35276003001, 35276003002

METHOD BLANK: 1780418 Matrix: Water
Associated Lab Samples: 35276003001, 35276003002

Parameter	Units	Blank Result	Reporting Limit	MDL	Analyzed	Qualifiers
Antimony	ug/L	0.50 U	1.0	0.50	11/16/16 15:11	
Thallium	ug/L	0.50 U	1.0	0.50	11/16/16 15:11	

LABORATORY CONTROL SAMPLE: 1780419

Parameter	Units	Spike Conc.	LCS Result	LCS % Rec	% Rec Limits	Qualifiers
Antimony	ug/L	50	44.8	90	80-120	
Thallium	ug/L	50	48.5	97	80-120	

MATRIX SPIKE & MATRIX SPIKE DUPLICATE: 1780420 1780421

Parameter	Units	35275469002 Result	MS Spike Conc.	MSD Spike Conc.	MS Result	MSD Result	MS % Rec	MSD % Rec	% Rec Limits	RPD	Max RPD	Qual
Antimony	ug/L	0.50 U	50	50	45.4	45.2	91	90	75-125	0	20	
Thallium	ug/L	0.50 U	50	50	48.2	47.9	96	96	75-125	1	20	

Results presented on this page are in the units indicated by the "Units" column except where an alternate unit is presented to the right of the result.

REPORT OF LABORATORY ANALYSIS

This report shall not be reproduced, except in full,
without the written consent of Pace Analytical Services, LLC.

Pace Analytical Services, LLC
8 East Tower Circle
Ormond Beach, FL 32174
(386)672-5668

QUALITY CONTROL DATA

Project: Tomoka Semi-annual MWs
Pace Project No.: 35276003

QC Batch: 332971 Analysis Method: EPA 6020
QC Batch Method: EPA 3010 Analysis Description: 6020 MET
Associated Lab Samples: 35276003003, 35276003004, 35276003005, 35276003006, 35276003007, 35276003008

METHOD BLANK: 1782467 Matrix: Water
Associated Lab Samples: 35276003003, 35276003004, 35276003005, 35276003006, 35276003007, 35276003008

Parameter	Units	Blank Result	Reporting Limit	MDL	Analyzed	Qualifiers
Antimony	ug/L	0.50 U	1.0	0.50	11/18/16 15:22	
Thallium	ug/L	0.50 U	1.0	0.50	11/18/16 15:22	

LABORATORY CONTROL SAMPLE: 1782468

Parameter	Units	Spike Conc.	LCS Result	LCS % Rec	% Rec Limits	Qualifiers
Antimony	ug/L	50	47.1	94	80-120	
Thallium	ug/L	50	48.3	97	80-120	

MATRIX SPIKE & MATRIX SPIKE DUPLICATE: 1782469 1782470

Parameter	Units	35276003003 Result	MS Spike Conc.	MSD Spike Conc.	MS Result	MSD Result	MS % Rec	MSD % Rec	% Rec Limits	RPD	Max RPD	Qual
Antimony	ug/L	0.50 U	50	50	47.4	47.3	94	94	75-125	0	20	
Thallium	ug/L	0.50 U	50	50	50.0	50.2	100	100	75-125	0	20	

Results presented on this page are in the units indicated by the "Units" column except where an alternate unit is presented to the right of the result.

REPORT OF LABORATORY ANALYSIS

This report shall not be reproduced, except in full,
without the written consent of Pace Analytical Services, LLC.

Pace Analytical Services, LLC
8 East Tower Circle
Ormond Beach, FL 32174
(386)672-5668

QUALITY CONTROL DATA

Project: Tomoka Semi-annual MWs
Pace Project No.: 35276003

QC Batch: 332485 Analysis Method: EPA 8260
QC Batch Method: EPA 8260 Analysis Description: 8260 MSV
Associated Lab Samples: 35276003001, 35276003002, 35276003003, 35276003004, 35276003005, 35276003008, 35276003009

METHOD BLANK: 1779063 Matrix: Water
Associated Lab Samples: 35276003001, 35276003002, 35276003003, 35276003004, 35276003005, 35276003008, 35276003009

Parameter	Units	Blank Result	Reporting Limit	MDL	Analyzed	Qualifiers
1,1,1,2-Tetrachloroethane	ug/L	0.50 U	1.0	0.50	11/15/16 14:30	
1,1,1-Trichloroethane	ug/L	0.50 U	1.0	0.50	11/15/16 14:30	
1,1,2,2-Tetrachloroethane	ug/L	0.12 U	0.50	0.12	11/15/16 14:30	
1,1,2-Trichloroethane	ug/L	0.50 U	1.0	0.50	11/15/16 14:30	
1,1-Dichloroethane	ug/L	0.50 U	1.0	0.50	11/15/16 14:30	
1,1-Dichloroethene	ug/L	0.50 U	1.0	0.50	11/15/16 14:30	
1,2,3-Trichloropropane	ug/L	0.59 U	1.0	0.59	11/15/16 14:30	
1,2-Dibromo-3-chloropropane	ug/L	1.0 U	2.0	1.0	11/15/16 14:30	
1,2-Dibromoethane (EDB)	ug/L	0.50 U	1.0	0.50	11/15/16 14:30	
1,2-Dichlorobenzene	ug/L	0.50 U	1.0	0.50	11/15/16 14:30	
1,2-Dichloroethane	ug/L	0.50 U	1.0	0.50	11/15/16 14:30	
1,2-Dichloropropane	ug/L	0.50 U	1.0	0.50	11/15/16 14:30	
1,4-Dichlorobenzene	ug/L	0.50 U	1.0	0.50	11/15/16 14:30	
2-Butanone (MEK)	ug/L	5.0 U	10.0	5.0	11/15/16 14:30	
2-Hexanone	ug/L	5.0 U	10.0	5.0	11/15/16 14:30	
4-Methyl-2-pentanone (MIBK)	ug/L	5.0 U	10.0	5.0	11/15/16 14:30	
Acetone	ug/L	10.0 U	20.0	10.0	11/15/16 14:30	
Acrylonitrile	ug/L	5.0 U	10.0	5.0	11/15/16 14:30	
Benzene	ug/L	0.10 U	1.0	0.10	11/15/16 14:30	
Bromochloromethane	ug/L	0.50 U	1.0	0.50	11/15/16 14:30	
Bromodichloromethane	ug/L	0.27 U	0.60	0.27	11/15/16 14:30	
Bromoform	ug/L	0.50 U	1.0	0.50	11/15/16 14:30	
Bromomethane	ug/L	0.50 U	5.0	0.50	11/15/16 14:30	
Carbon disulfide	ug/L	5.0 U	10.0	5.0	11/15/16 14:30	
Carbon tetrachloride	ug/L	0.50 U	1.0	0.50	11/15/16 14:30	
Chlorobenzene	ug/L	0.50 U	1.0	0.50	11/15/16 14:30	
Chloroethane	ug/L	0.50 U	10.0	0.50	11/15/16 14:30	
Chloroform	ug/L	0.50 U	1.0	0.50	11/15/16 14:30	
Chloromethane	ug/L	0.62 U	1.0	0.62	11/15/16 14:30	
cis-1,2-Dichloroethene	ug/L	0.50 U	1.0	0.50	11/15/16 14:30	
cis-1,3-Dichloropropene	ug/L	0.25 U	0.50	0.25	11/15/16 14:30	
Dibromochloromethane	ug/L	0.26 U	0.50	0.26	11/15/16 14:30	
Dibromomethane	ug/L	0.50 U	1.0	0.50	11/15/16 14:30	
Ethylbenzene	ug/L	0.50 U	1.0	0.50	11/15/16 14:30	
Iodomethane	ug/L	0.50 U	10.0	0.50	11/15/16 14:30	
Methylene Chloride	ug/L	2.5 U	5.0	2.5	11/15/16 14:30	
Styrene	ug/L	0.50 U	1.0	0.50	11/15/16 14:30	
Tetrachloroethene	ug/L	0.50 U	1.0	0.50	11/15/16 14:30	
Toluene	ug/L	0.50 U	1.0	0.50	11/15/16 14:30	
trans-1,2-Dichloroethene	ug/L	0.50 U	1.0	0.50	11/15/16 14:30	
trans-1,3-Dichloropropene	ug/L	0.25 U	0.50	0.25	11/15/16 14:30	

Results presented on this page are in the units indicated by the "Units" column except where an alternate unit is presented to the right of the result.

REPORT OF LABORATORY ANALYSIS

This report shall not be reproduced, except in full,
without the written consent of Pace Analytical Services, LLC.

Pace Analytical Services, LLC
8 East Tower Circle
Ormond Beach, FL 32174
(386)672-5668

QUALITY CONTROL DATA

Project: Tomoka Semi-annual MWs
Pace Project No.: 35276003

METHOD BLANK: 1779063 Matrix: Water
Associated Lab Samples: 35276003001, 35276003002, 35276003003, 35276003004, 35276003005, 35276003008, 35276003009

Parameter	Units	Blank Result	Reporting Limit	MDL	Analyzed	Qualifiers
trans-1,4-Dichloro-2-butene	ug/L	5.0 U	10.0	5.0	11/15/16 14:30	
Trichloroethene	ug/L	0.50 U	1.0	0.50	11/15/16 14:30	
Trichlorofluoromethane	ug/L	0.50 U	1.0	0.50	11/15/16 14:30	
Vinyl acetate	ug/L	1.0 U	2.0	1.0	11/15/16 14:30	
Vinyl chloride	ug/L	0.50 U	1.0	0.50	11/15/16 14:30	
Xylene (Total)	ug/L	1.5 U	3.0	1.5	11/15/16 14:30	
1,2-Dichloroethane-d4 (S)	%	101	75-135		11/15/16 14:30	
4-Bromofluorobenzene (S)	%	108	89-111		11/15/16 14:30	
Toluene-d8 (S)	%	104	89-112		11/15/16 14:30	

LABORATORY CONTROL SAMPLE: 1779064

Parameter	Units	Spike Conc.	LCS Result	LCS % Rec	% Rec Limits	Qualifiers
1,1,1,2-Tetrachloroethane	ug/L	20	21.5	108	70-130	
1,1,1-Trichloroethane	ug/L	20	17.1	85	70-130	
1,1,2,2-Tetrachloroethane	ug/L	20	21.8	109	70-130	
1,1,2-Trichloroethane	ug/L	20	21.8	109	70-130	
1,1-Dichloroethane	ug/L	20	17.6	88	70-130	
1,1-Dichloroethene	ug/L	20	18.2	91	65-134	
1,2,3-Trichloropropane	ug/L	20	23.9	120	65-135	
1,2-Dibromo-3-chloropropane	ug/L	20	24.5	123	62-133	
1,2-Dibromoethane (EDB)	ug/L	20	21.9	110	70-130	
1,2-Dichlorobenzene	ug/L	20	24.9	124	70-130	
1,2-Dichloroethane	ug/L	20	17.8	89	70-130	
1,2-Dichloropropane	ug/L	20	18.2	91	70-130	
1,4-Dichlorobenzene	ug/L	20	22.9	114	70-130	
2-Butanone (MEK)	ug/L	40	32.2	80	61-129	
2-Hexanone	ug/L	40	43.1	108	68-131	
4-Methyl-2-pentanone (MIBK)	ug/L	40	37.7	94	70-130	
Acetone	ug/L	40	32.8	82	44-155	
Acrylonitrile	ug/L	200	211	106	59-138	
Benzene	ug/L	20	17.3	86	70-130	
Bromochloromethane	ug/L	20	18.4	92	70-130	
Bromodichloromethane	ug/L	20	20.1	101	70-130	
Bromoform	ug/L	20	20.0	100	62-129	
Bromomethane	ug/L	20	13.3	67	10-179	
Carbon disulfide	ug/L	20	18.7	93	40-156	
Carbon tetrachloride	ug/L	20	18.9	94	66-127	
Chlorobenzene	ug/L	20	22.3	112	70-130	
Chloroethane	ug/L	20	20.4	102	57-142	
Chloroform	ug/L	20	18.1	91	70-130	
Chloromethane	ug/L	20	18.0	90	45-150	
cis-1,2-Dichloroethene	ug/L	20	17.7	88	70-130	
cis-1,3-Dichloropropene	ug/L	20	18.4	92	70-130	

Results presented on this page are in the units indicated by the "Units" column except where an alternate unit is presented to the right of the result.

REPORT OF LABORATORY ANALYSIS

This report shall not be reproduced, except in full,
without the written consent of Pace Analytical Services, LLC.

Pace Analytical Services, LLC
8 East Tower Circle
Ormond Beach, FL 32174
(386)672-5668

QUALITY CONTROL DATA

Project: Tomoka Semi-annual MWs
Pace Project No.: 35276003

LABORATORY CONTROL SAMPLE: 1779064

Parameter	Units	Spike Conc.	LCS Result	LCS % Rec	% Rec Limits	Qualifiers
Dibromochloromethane	ug/L	20	20.2	101	70-130	
Dibromomethane	ug/L	20	18.8	94	70-130	
Ethylbenzene	ug/L	20	20.9	104	70-130	
Iodomethane	ug/L	40	28.1	70	21-150	
Methylene Chloride	ug/L	20	18.5	93	65-127	
Styrene	ug/L	20	22.4	112	70-130	
Tetrachloroethene	ug/L	20	20.7	103	48-155	
Toluene	ug/L	20	19.2	96	70-130	
trans-1,2-Dichloroethene	ug/L	20	18.8	94	68-126	
trans-1,3-Dichloropropene	ug/L	20	18.8	94	70-130	
trans-1,4-Dichloro-2-butene	ug/L	20	14.5	73	46-138	
Trichloroethene	ug/L	20	19.6	98	69-129	
Trichlorofluoromethane	ug/L	20	22.2	111	60-144	
Vinyl acetate	ug/L	20	17.9	89	70-130	
Vinyl chloride	ug/L	20	20.4	102	67-136	
Xylene (Total)	ug/L	60	62.6	104	70-130	
1,2-Dichloroethane-d4 (S)	%			98	75-135	
4-Bromofluorobenzene (S)	%			108	89-111	
Toluene-d8 (S)	%			99	89-112	

MATRIX SPIKE SAMPLE: 1781277

Parameter	Units	35276003003 Result	Spike Conc.	MS Result	MS % Rec	% Rec Limits	Qualifiers
1,1,1,2-Tetrachloroethane	ug/L	0.50 U	20	21.4	107	70-130	
1,1,1-Trichloroethane	ug/L	0.50 U	20	18.4	92	70-130	
1,1,2,2-Tetrachloroethane	ug/L	0.12 U	20	19.4	97	70-130	
1,1,2-Trichloroethane	ug/L	0.50 U	20	19.4	97	70-130	
1,1-Dichloroethane	ug/L	0.50 U	20	18.3	91	70-130	
1,1-Dichloroethene	ug/L	0.50 U	20	19.2	96	65-134	
1,2,3-Trichloropropane	ug/L	0.59 U	20	17.9	89	65-135	
1,2-Dibromo-3-chloropropane	ug/L	1.0 U	20	18.4	92	62-133	
1,2-Dibromoethane (EDB)	ug/L	0.50 U	20	20.6	103	70-130	
1,2-Dichlorobenzene	ug/L	0.50 U	20	23.3	116	70-130	
1,2-Dichloroethane	ug/L	0.50 U	20	17.6	88	70-130	
1,2-Dichloropropane	ug/L	0.50 U	20	17.9	89	70-130	
1,4-Dichlorobenzene	ug/L	0.50 U	20	21.9	109	70-130	
2-Butanone (MEK)	ug/L	5.0 U	40	28.7	72	61-129	
2-Hexanone	ug/L	5.0 U	40	32.6	81	68-131	
4-Methyl-2-pentanone (MIBK)	ug/L	5.0 U	40	33.9	85	70-130	
Acetone	ug/L	10.0 U	40	25.3	63	44-155	
Acrylonitrile	ug/L	5.0 U	200	179	90	59-138	
Benzene	ug/L	0.10 U	20	17.8	89	70-130	
Bromochloromethane	ug/L	0.50 U	20	18.7	94	70-130	
Bromodichloromethane	ug/L	0.27 U	20	19.5	97	70-130	
Bromoform	ug/L	0.50 U	20	19.2	96	62-129	

Results presented on this page are in the units indicated by the "Units" column except where an alternate unit is presented to the right of the result.

REPORT OF LABORATORY ANALYSIS

This report shall not be reproduced, except in full,
without the written consent of Pace Analytical Services, LLC.

Pace Analytical Services, LLC
8 East Tower Circle
Ormond Beach, FL 32174
(386)672-5668

QUALITY CONTROL DATA

Project: Tomoka Semi-annual MWs
Pace Project No.: 35276003

MATRIX SPIKE SAMPLE: 1781277

Parameter	Units	35276003003 Result	Spike Conc.	MS Result	MS % Rec	% Rec Limits	Qualifiers
Bromomethane	ug/L	0.50 U	20	14.2	71	10-179	
Carbon disulfide	ug/L	5.0 U	20	21.6	106	40-156	
Carbon tetrachloride	ug/L	0.50 U	20	19.5	98	66-127	
Chlorobenzene	ug/L	0.50 U	20	22.6	113	70-130	
Chloroethane	ug/L	0.50 U	20	24.0	120	57-142	
Chloroform	ug/L	0.50 U	20	19.3	96	70-130	
Chloromethane	ug/L	0.62 U	20	17.1	86	45-150	
cis-1,2-Dichloroethene	ug/L	0.50 U	20	18.2	91	70-130	
cis-1,3-Dichloropropene	ug/L	0.25 U	20	17.2	86	70-130	
Dibromochloromethane	ug/L	0.26 U	20	19.3	97	70-130	
Dibromomethane	ug/L	0.50 U	20	18.4	92	70-130	
Ethylbenzene	ug/L	0.50 U	20	21.0	105	70-130	
Iodomethane	ug/L	0.50 U	40	27.6	69	21-150	
Methylene Chloride	ug/L	2.5 U	20	16.1	81	65-127	
Styrene	ug/L	0.50 U	20	21.9	109	70-130	
Tetrachloroethene	ug/L	0.50 U	20	17.1	86	48-155	
Toluene	ug/L	0.50 U	20	19.4	97	70-130	
trans-1,2-Dichloroethene	ug/L	0.50 U	20	18.9	95	68-126	
trans-1,3-Dichloropropene	ug/L	0.25 U	20	17.0	85	70-130	
trans-1,4-Dichloro-2-butene	ug/L	5.0 U	20	14.6	73	46-138	
Trichloroethene	ug/L	0.50 U	20	20.3	101	69-129	
Trichlorofluoromethane	ug/L	0.50 U	20	26.5	133	60-144	
Vinyl acetate	ug/L	1.0 U	20	17.0	85	70-130	
Vinyl chloride	ug/L	0.50 U	20	22.3	112	67-136	
Xylene (Total)	ug/L	1.5 U	60	61.0	102	70-130	
1,2-Dichloroethane-d4 (S)	%				94	75-135	
4-Bromofluorobenzene (S)	%				109	89-111	
Toluene-d8 (S)	%				100	89-112	

SAMPLE DUPLICATE: 1781276

Parameter	Units	35276003002 Result	Dup Result	RPD	Max RPD	Qualifiers
1,1,1,2-Tetrachloroethane	ug/L	0.50 U	0.50 U		40	
1,1,1-Trichloroethane	ug/L	0.50 U	0.50 U		40	
1,1,2,2-Tetrachloroethane	ug/L	0.12 U	0.12 U		40	
1,1,2-Trichloroethane	ug/L	0.50 U	0.50 U		40	
1,1-Dichloroethane	ug/L	0.50 U	0.50 U		40	
1,1-Dichloroethene	ug/L	0.50 U	0.50 U		40	
1,2,3-Trichloropropane	ug/L	0.59 U	0.59 U		40	
1,2-Dibromo-3-chloropropane	ug/L	1.0 U	1.0 U		40	
1,2-Dibromoethane (EDB)	ug/L	0.50 U	0.50 U		40	
1,2-Dichlorobenzene	ug/L	0.50 U	0.50 U		40	
1,2-Dichloroethane	ug/L	0.50 U	0.50 U		40	
1,2-Dichloropropane	ug/L	0.50 U	0.50 U		40	
1,4-Dichlorobenzene	ug/L	0.50 U	0.50 U		40	

Results presented on this page are in the units indicated by the "Units" column except where an alternate unit is presented to the right of the result.

REPORT OF LABORATORY ANALYSIS

This report shall not be reproduced, except in full,
without the written consent of Pace Analytical Services, LLC.

Pace Analytical Services, LLC
8 East Tower Circle
Ormond Beach, FL 32174
(386)672-5668

QUALITY CONTROL DATA

Project: Tomoka Semi-annual MWs
Pace Project No.: 35276003

SAMPLE DUPLICATE: 1781276

Parameter	Units	35276003002 Result	Dup Result	RPD	Max RPD	Qualifiers
2-Butanone (MEK)	ug/L	5.0 U	5.0 U		40	
2-Hexanone	ug/L	5.0 U	5.0 U		40	
4-Methyl-2-pentanone (MIBK)	ug/L	5.0 U	5.0 U		40	
Acetone	ug/L	10.0 U	10.0 U		40	
Acrylonitrile	ug/L	5.0 U	5.0 U		40	
Benzene	ug/L	0.10 U	0.14 I		40	
Bromochloromethane	ug/L	0.50 U	0.50 U		40	
Bromodichloromethane	ug/L	0.27 U	0.27 U		40	
Bromoform	ug/L	0.50 U	0.50 U		40	
Bromomethane	ug/L	0.50 U	0.50 U		40	
Carbon disulfide	ug/L	5.0 U	5.0 U		40	
Carbon tetrachloride	ug/L	0.50 U	0.50 U		40	
Chlorobenzene	ug/L	0.50 U	0.50 U		40	
Chloroethane	ug/L	0.50 U	0.50 U		40	
Chloroform	ug/L	0.50 U	0.50 U		40	
Chloromethane	ug/L	0.62 U	0.62 U		40	
cis-1,2-Dichloroethene	ug/L	0.50 U	0.50 U		40	
cis-1,3-Dichloropropene	ug/L	0.25 U	0.25 U		40	
Dibromochloromethane	ug/L	0.26 U	0.26 U		40	
Dibromomethane	ug/L	0.50 U	0.50 U		40	
Ethylbenzene	ug/L	0.50 U	0.50 U		40	
Iodomethane	ug/L	0.50 U	0.50 U		40	
Methylene Chloride	ug/L	2.5 U	2.5 U		40	
Styrene	ug/L	0.50 U	0.50 U		40	
Tetrachloroethene	ug/L	0.50 U	0.50 U		40	
Toluene	ug/L	0.50 U	0.50 U		40	
trans-1,2-Dichloroethene	ug/L	0.50 U	0.50 U		40	
trans-1,3-Dichloropropene	ug/L	0.25 U	0.25 U		40	
trans-1,4-Dichloro-2-butene	ug/L	5.0 U	5.0 U		40	
Trichloroethene	ug/L	0.50 U	0.50 U		40	
Trichlorofluoromethane	ug/L	0.50 U	0.50 U		40	
Vinyl acetate	ug/L	1.0 U	1.0 U		40	
Vinyl chloride	ug/L	0.50 U	0.50 U		40	
Xylene (Total)	ug/L	1.5 U	1.5 U		40	
1,2-Dichloroethane-d4 (S)	%	103	102	1	40	
4-Bromofluorobenzene (S)	%	105	105	1	40	
Toluene-d8 (S)	%	108	107	1	40	

Results presented on this page are in the units indicated by the "Units" column except where an alternate unit is presented to the right of the result.

REPORT OF LABORATORY ANALYSIS

This report shall not be reproduced, except in full,
without the written consent of Pace Analytical Services, LLC.

Pace Analytical Services, LLC
8 East Tower Circle
Ormond Beach, FL 32174
(386)672-5668

QUALITY CONTROL DATA

Project: Tomoka Semi-annual MWs
Pace Project No.: 35276003

QC Batch: 332881 Analysis Method: EPA 8260
QC Batch Method: EPA 8260 Analysis Description: 8260 MSV
Associated Lab Samples: 35276003006, 35276003007

METHOD BLANK: 1781503 Matrix: Water
Associated Lab Samples: 35276003006, 35276003007

Parameter	Units	Blank Result	Reporting Limit	MDL	Analyzed	Qualifiers
1,1,1,2-Tetrachloroethane	ug/L	0.50 U	1.0	0.50	11/17/16 02:23	
1,1,1-Trichloroethane	ug/L	0.50 U	1.0	0.50	11/17/16 02:23	
1,1,2,2-Tetrachloroethane	ug/L	0.12 U	0.50	0.12	11/17/16 02:23	
1,1,2-Trichloroethane	ug/L	0.50 U	1.0	0.50	11/17/16 02:23	
1,1-Dichloroethane	ug/L	0.50 U	1.0	0.50	11/17/16 02:23	
1,1-Dichloroethene	ug/L	0.50 U	1.0	0.50	11/17/16 02:23	
1,2,3-Trichloropropane	ug/L	0.59 U	1.0	0.59	11/17/16 02:23	
1,2-Dichlorobenzene	ug/L	0.50 U	1.0	0.50	11/17/16 02:23	
1,2-Dichloroethane	ug/L	0.50 U	1.0	0.50	11/17/16 02:23	
1,2-Dichloropropane	ug/L	0.50 U	1.0	0.50	11/17/16 02:23	
1,4-Dichlorobenzene	ug/L	0.50 U	1.0	0.50	11/17/16 02:23	
2-Butanone (MEK)	ug/L	5.0 U	10.0	5.0	11/17/16 02:23	
2-Hexanone	ug/L	5.0 U	10.0	5.0	11/17/16 02:23	
4-Methyl-2-pentanone (MIBK)	ug/L	5.0 U	10.0	5.0	11/17/16 02:23	
Acetone	ug/L	10.0 U	20.0	10.0	11/17/16 02:23	
Acrylonitrile	ug/L	5.0 U	10.0	5.0	11/17/16 02:23	
Benzene	ug/L	0.10 U	1.0	0.10	11/17/16 02:23	
Bromochloromethane	ug/L	0.50 U	1.0	0.50	11/17/16 02:23	
Bromodichloromethane	ug/L	0.27 U	0.60	0.27	11/17/16 02:23	
Bromoform	ug/L	0.50 U	1.0	0.50	11/17/16 02:23	
Bromomethane	ug/L	0.50 U	5.0	0.50	11/17/16 02:23	
Carbon disulfide	ug/L	5.0 U	10.0	5.0	11/17/16 02:23	
Carbon tetrachloride	ug/L	0.50 U	1.0	0.50	11/17/16 02:23	
Chlorobenzene	ug/L	0.50 U	1.0	0.50	11/17/16 02:23	
Chloroethane	ug/L	0.50 U	10.0	0.50	11/17/16 02:23	
Chloroform	ug/L	0.50 U	1.0	0.50	11/17/16 02:23	
Chloromethane	ug/L	0.62 U	1.0	0.62	11/17/16 02:23	
cis-1,2-Dichloroethene	ug/L	0.50 U	1.0	0.50	11/17/16 02:23	
cis-1,3-Dichloropropene	ug/L	0.25 U	0.50	0.25	11/17/16 02:23	
Dibromochloromethane	ug/L	0.26 U	0.50	0.26	11/17/16 02:23	
Dibromomethane	ug/L	0.50 U	1.0	0.50	11/17/16 02:23	
Ethylbenzene	ug/L	0.50 U	1.0	0.50	11/17/16 02:23	
Iodomethane	ug/L	0.50 U	10.0	0.50	11/17/16 02:23	
Methylene Chloride	ug/L	2.5 U	5.0	2.5	11/17/16 02:23	
Styrene	ug/L	0.50 U	1.0	0.50	11/17/16 02:23	
Tetrachloroethene	ug/L	0.50 U	1.0	0.50	11/17/16 02:23	
Toluene	ug/L	0.50 U	1.0	0.50	11/17/16 02:23	
trans-1,2-Dichloroethene	ug/L	0.50 U	1.0	0.50	11/17/16 02:23	
trans-1,3-Dichloropropene	ug/L	0.25 U	0.50	0.25	11/17/16 02:23	
trans-1,4-Dichloro-2-butene	ug/L	5.0 U	10.0	5.0	11/17/16 02:23	
Trichloroethene	ug/L	0.50 U	1.0	0.50	11/17/16 02:23	

Results presented on this page are in the units indicated by the "Units" column except where an alternate unit is presented to the right of the result.

REPORT OF LABORATORY ANALYSIS

This report shall not be reproduced, except in full,
without the written consent of Pace Analytical Services, LLC.

Pace Analytical Services, LLC
8 East Tower Circle
Ormond Beach, FL 32174
(386)672-5668

QUALITY CONTROL DATA

Project: Tomoka Semi-annual MWs
Pace Project No.: 35276003

METHOD BLANK: 1781503 Matrix: Water
Associated Lab Samples: 35276003006, 35276003007

Parameter	Units	Blank Result	Reporting Limit	MDL	Analyzed	Qualifiers
Trichlorofluoromethane	ug/L	0.50 U	1.0	0.50	11/17/16 02:23	
Vinyl acetate	ug/L	1.0 U	2.0	1.0	11/17/16 02:23	
Vinyl chloride	ug/L	0.50 U	1.0	0.50	11/17/16 02:23	
Xylene (Total)	ug/L	1.5 U	3.0	1.5	11/17/16 02:23	
1,2-Dichloroethane-d4 (S)	%	102	75-135		11/17/16 02:23	
4-Bromofluorobenzene (S)	%	93	89-111		11/17/16 02:23	
Toluene-d8 (S)	%	101	89-112		11/17/16 02:23	

LABORATORY CONTROL SAMPLE: 1781504

Parameter	Units	Spike Conc.	LCS Result	LCS % Rec	% Rec Limits	Qualifiers
1,1,1,2-Tetrachloroethane	ug/L	20	20.6	103	70-130	
1,1,1-Trichloroethane	ug/L	20	19.5	97	70-130	
1,1,2,2-Tetrachloroethane	ug/L	20	22.8	114	70-130	
1,1,2-Trichloroethane	ug/L	20	22.0	110	70-130	
1,1-Dichloroethane	ug/L	20	21.5	108	70-130	
1,1-Dichloroethene	ug/L	20	19.9	100	65-134	
1,2,3-Trichloropropane	ug/L	20	22.2	111	65-135	
1,2-Dichlorobenzene	ug/L	20	21.7	109	70-130	
1,2-Dichloroethane	ug/L	20	21.6	108	70-130	
1,2-Dichloropropane	ug/L	20	20.6	103	70-130	
1,4-Dichlorobenzene	ug/L	20	21.9	110	70-130	
2-Butanone (MEK)	ug/L	40	39.3	98	61-129	
2-Hexanone	ug/L	40	42.7	107	68-131	
4-Methyl-2-pentanone (MIBK)	ug/L	40	41.6	104	70-130	
Acetone	ug/L	40	38.5	96	44-155	
Acrylonitrile	ug/L	200	212	106	59-138	
Benzene	ug/L	20	20.4	102	70-130	
Bromochloromethane	ug/L	20	20.3	102	70-130	
Bromodichloromethane	ug/L	20	21.6	108	70-130	
Bromoform	ug/L	20	20.1	101	62-129	
Bromomethane	ug/L	20	17.4	87	10-179	
Carbon disulfide	ug/L	20	18.3	92	40-156	
Carbon tetrachloride	ug/L	20	19.9	99	66-127	
Chlorobenzene	ug/L	20	21.2	106	70-130	
Chloroethane	ug/L	20	21.5	108	57-142	
Chloroform	ug/L	20	20.4	102	70-130	
Chloromethane	ug/L	20	22.8	114	45-150	
cis-1,2-Dichloroethene	ug/L	20	21.4	107	70-130	
cis-1,3-Dichloropropene	ug/L	20	21.2	106	70-130	
Dibromochloromethane	ug/L	20	21.6	108	70-130	
Dibromomethane	ug/L	20	21.0	105	70-130	
Ethylbenzene	ug/L	20	20.3	101	70-130	
Iodomethane	ug/L	40	40.5	101	21-150	

Results presented on this page are in the units indicated by the "Units" column except where an alternate unit is presented to the right of the result.

REPORT OF LABORATORY ANALYSIS

This report shall not be reproduced, except in full,
without the written consent of Pace Analytical Services, LLC.

Pace Analytical Services, LLC
8 East Tower Circle
Ormond Beach, FL 32174
(386)672-5668

QUALITY CONTROL DATA

Project: Tomoka Semi-annual MWs
Pace Project No.: 35276003

LABORATORY CONTROL SAMPLE: 1781504

Parameter	Units	Spike Conc.	LCS Result	LCS % Rec	% Rec Limits	Qualifiers
Methylene Chloride	ug/L	20	21.7	109	65-127	
Styrene	ug/L	20	21.3	106	70-130	
Tetrachloroethene	ug/L	20	17.9	89	48-155	
Toluene	ug/L	20	20.5	103	70-130	
trans-1,2-Dichloroethene	ug/L	20	20.5	102	68-126	
trans-1,3-Dichloropropene	ug/L	20	21.0	105	70-130	
trans-1,4-Dichloro-2-butene	ug/L	20	20.3	101	46-138	
Trichloroethene	ug/L	20	19.8	99	69-129	
Trichlorofluoromethane	ug/L	20	21.1	106	60-144	
Vinyl acetate	ug/L	20	22.1	110	70-130	
Vinyl chloride	ug/L	20	20.2	101	67-136	
Xylene (Total)	ug/L	60	62.2	104	70-130	
1,2-Dichloroethane-d4 (S)	%			103	75-135	
4-Bromofluorobenzene (S)	%			95	89-111	
Toluene-d8 (S)	%			97	89-112	

MATRIX SPIKE SAMPLE: 1783189

Parameter	Units	35275629002 Result	Spike Conc.	MS Result	MS % Rec	% Rec Limits	Qualifiers
1,1,1,2-Tetrachloroethane	ug/L	<0.50	20	19.0	95	70-130	
1,1,1-Trichloroethane	ug/L	<0.50	20	19.6	98	70-130	
1,1,2,2-Tetrachloroethane	ug/L	<0.12	20	21.0	105	70-130	
1,1,2-Trichloroethane	ug/L	<0.50	20	20.1	100	70-130	
1,1-Dichloroethane	ug/L	<0.50	20	21.2	106	70-130	
1,1-Dichloroethene	ug/L	<0.50	20	22.7	113	65-134	
1,2,3-Trichloropropane	ug/L	<0.59	20	19.3	97	65-135	
1,2-Dichlorobenzene	ug/L	<0.50	20	19.9	100	70-130	
1,2-Dichloroethane	ug/L	<0.50	20	19.7	98	70-130	
1,2-Dichloropropane	ug/L	<0.50	20	20.0	100	70-130	
1,4-Dichlorobenzene	ug/L	<0.50	20	19.7	98	70-130	
2-Butanone (MEK)	ug/L	<5.0	40	40.3	101	61-129	
2-Hexanone	ug/L	<5.0	40	40.7	102	68-131	
4-Methyl-2-pentanone (MIBK)	ug/L	<5.0	40	41.9	105	70-130	
Acetone	ug/L	<10.0	40	39.0	98	44-155	
Acrylonitrile	ug/L	<5.0	200	216	108	59-138	
Benzene	ug/L	<0.10	20	20.5	103	70-130	
Bromochloromethane	ug/L	<0.50	20	19.4	97	70-130	
Bromodichloromethane	ug/L	<0.27	20	20.2	101	70-130	
Bromoform	ug/L	<0.50	20	18.2	91	62-129	
Bromomethane	ug/L	<0.50	20	15.9	80	10-179	
Carbon disulfide	ug/L	<5.0	20	21.7	109	40-156	
Carbon tetrachloride	ug/L	<0.50	20	20.1	101	66-127	
Chlorobenzene	ug/L	<0.50	20	19.2	96	70-130	
Chloroethane	ug/L	<0.50	20	17.4	87	57-142	
Chloroform	ug/L	<0.50	20	19.7	99	70-130	

Results presented on this page are in the units indicated by the "Units" column except where an alternate unit is presented to the right of the result.

REPORT OF LABORATORY ANALYSIS

This report shall not be reproduced, except in full,
without the written consent of Pace Analytical Services, LLC.

Pace Analytical Services, LLC
8 East Tower Circle
Ormond Beach, FL 32174
(386)672-5668

QUALITY CONTROL DATA

Project: Tomoka Semi-annual MWs
Pace Project No.: 35276003

MATRIX SPIKE SAMPLE: 1783189

Parameter	Units	35275629002 Result	Spike Conc.	MS Result	MS % Rec	% Rec Limits	Qualifiers
Chloromethane	ug/L	<0.62	20	23.3	117	45-150	
cis-1,2-Dichloroethene	ug/L	<0.50	20	20.7	104	70-130	
cis-1,3-Dichloropropene	ug/L	<0.25	20	17.2	86	70-130	
Dibromochloromethane	ug/L	<0.26	20	19.0	95	70-130	
Dibromomethane	ug/L	<0.50	20	19.1	96	70-130	
Ethylbenzene	ug/L	<0.50	20	19.2	96	70-130	
Iodomethane	ug/L	<0.50	40	45.7	114	21-150	
Methylene Chloride	ug/L	<2.5	20	16.5	83	65-127	
Styrene	ug/L	<0.50	20	18.6	93	70-130	
Tetrachloroethene	ug/L	<0.50	20	15.6	78	48-155	
Toluene	ug/L	<0.50	20	19.9	100	70-130	
trans-1,2-Dichloroethene	ug/L	<0.50	20	20.2	101	68-126	
trans-1,3-Dichloropropene	ug/L	<0.25	20	17.0	85	70-130	
trans-1,4-Dichloro-2-butene	ug/L	<5.0	20	9.9 I	50	46-138	
Trichloroethene	ug/L	<0.50	20	20.3	101	69-129	
Trichlorofluoromethane	ug/L	<0.50	20	22.2	111	60-144	
Vinyl acetate	ug/L	<1.0	20	16.0	80	70-130	
Vinyl chloride	ug/L	<0.50	20	24.0	120	67-136	
Xylene (Total)	ug/L	<1.5	60	58.2	97	70-130	
1,2-Dichloroethane-d4 (S)	%				102	75-135	
4-Bromofluorobenzene (S)	%				93	89-111	
Toluene-d8 (S)	%				98	89-112	

SAMPLE DUPLICATE: 1783188

Parameter	Units	35275629001 Result	Dup Result	RPD	Max RPD	Qualifiers
1,1,1,2-Tetrachloroethane	ug/L	<0.50	0.50 U		40	
1,1,1-Trichloroethane	ug/L	<0.50	0.50 U		40	
1,1,2,2-Tetrachloroethane	ug/L	<0.12	0.12 U		40	
1,1,2-Trichloroethane	ug/L	<0.50	0.50 U		40	
1,1-Dichloroethane	ug/L	<0.50	0.50 U		40	
1,1-Dichloroethene	ug/L	<0.50	0.50 U		40	
1,2,3-Trichloropropane	ug/L	<0.59	0.59 U		40	
1,2-Dichlorobenzene	ug/L	<0.50	0.50 U		40	
1,2-Dichloroethane	ug/L	<0.50	0.50 U		40	
1,2-Dichloropropane	ug/L	<0.50	0.50 U		40	
1,4-Dichlorobenzene	ug/L	0.98 I	0.91 I		40	
2-Butanone (MEK)	ug/L	<5.0	5.0 U		40	
2-Hexanone	ug/L	<5.0	5.0 U		40	
4-Methyl-2-pentanone (MIBK)	ug/L	<5.0	5.0 U		40	
Acetone	ug/L	<10.0	10.0 U		40	
Acrylonitrile	ug/L	<5.0	5.0 U		40	
Benzene	ug/L	<0.10	0.10 U		40	
Bromochloromethane	ug/L	<0.50	0.50 U		40	
Bromodichloromethane	ug/L	<0.27	0.27 U		40	

Results presented on this page are in the units indicated by the "Units" column except where an alternate unit is presented to the right of the result.

REPORT OF LABORATORY ANALYSIS

This report shall not be reproduced, except in full,
without the written consent of Pace Analytical Services, LLC.

Pace Analytical Services, LLC
8 East Tower Circle
Ormond Beach, FL 32174
(386)672-5668

QUALITY CONTROL DATA

Project: Tomoka Semi-annual MWs
Pace Project No.: 35276003

SAMPLE DUPLICATE: 1783188

Parameter	Units	35275629001 Result	Dup Result	RPD	Max RPD	Qualifiers
Bromoform	ug/L	<0.50	0.50 U		40	
Bromomethane	ug/L	<0.50	0.50 U		40	
Carbon disulfide	ug/L	<5.0	5.0 U		40	
Carbon tetrachloride	ug/L	<0.50	0.50 U		40	
Chlorobenzene	ug/L	<0.50	0.50 U		40	
Chloroethane	ug/L	<0.50	0.50 U		40	
Chloroform	ug/L	<0.50	0.50 U		40	
Chloromethane	ug/L	<0.62	0.62 U		40	
cis-1,2-Dichloroethene	ug/L	<0.50	0.50 U		40	
cis-1,3-Dichloropropene	ug/L	<0.25	0.25 U		40	
Dibromochloromethane	ug/L	<0.26	0.26 U		40	
Dibromomethane	ug/L	<0.50	0.50 U		40	
Ethylbenzene	ug/L	<0.50	0.50 U		40	
Iodomethane	ug/L	<0.50	0.50 U		40	
Methylene Chloride	ug/L	<2.5	2.5 U		40	
Styrene	ug/L	<0.50	0.50 U		40	
Tetrachloroethene	ug/L	<0.50	0.50 U		40	
Toluene	ug/L	<0.50	0.50 U		40	
trans-1,2-Dichloroethene	ug/L	<0.50	0.50 U		40	
trans-1,3-Dichloropropene	ug/L	<0.25	0.25 U		40	
trans-1,4-Dichloro-2-butene	ug/L	<5.0	5.0 U		40	
Trichloroethene	ug/L	<0.50	0.50 U		40	
Trichlorofluoromethane	ug/L	<0.50	0.50 U		40	
Vinyl acetate	ug/L	<1.0	1.0 U		40	
Vinyl chloride	ug/L	<0.50	0.50 U		40	
Xylene (Total)	ug/L	<1.5	1.5 U		40	
1,2-Dichloroethane-d4 (S)	%	102	102	0	40	
4-Bromofluorobenzene (S)	%	92	92	0	40	
Toluene-d8 (S)	%	100	101	1	40	

Results presented on this page are in the units indicated by the "Units" column except where an alternate unit is presented to the right of the result.

REPORT OF LABORATORY ANALYSIS

This report shall not be reproduced, except in full,
without the written consent of Pace Analytical Services, LLC.

Pace Analytical Services, LLC
8 East Tower Circle
Ormond Beach, FL 32174
(386)672-5668

QUALITY CONTROL DATA

Project: Tomoka Semi-annual MWs
Pace Project No.: 35276003

QC Batch: 332001 Analysis Method: EPA 8011
QC Batch Method: EPA 8011 Analysis Description: 8011 EDB DBCP
Associated Lab Samples: 35276003001, 35276003002, 35276003003, 35276003004, 35276003005, 35276003006, 35276003007, 35276003008

METHOD BLANK: 1776656 Matrix: Water
Associated Lab Samples: 35276003001, 35276003002, 35276003003, 35276003004, 35276003005, 35276003006, 35276003007, 35276003008

Parameter	Units	Blank Result	Reporting Limit	MDL	Analyzed	Qualifiers
1,2-Dibromo-3-chloropropane	ug/L	0.0049 U	0.020	0.0049	11/14/16 22:16	
1,2-Dibromoethane (EDB)	ug/L	0.0075 U	0.010	0.0075	11/14/16 22:16	

LABORATORY CONTROL SAMPLE: 1776657

Parameter	Units	Spike Conc.	LCS Result	LCS % Rec	% Rec Limits	Qualifiers
1,2-Dibromo-3-chloropropane	ug/L	.25	0.25	102	60-140	
1,2-Dibromoethane (EDB)	ug/L	.25	0.27	107	60-140	

MATRIX SPIKE & MATRIX SPIKE DUPLICATE: 1776862 1776863

Parameter	Units	35276003003 Result	MS Spike Conc.	MSD Spike Conc.	MS Result	MSD Result	MS % Rec	MSD % Rec	% Rec Limits	RPD	Max RPD	Qual
1,2-Dibromo-3-chloropropane	ug/L	0.0047 U	.44	.44	0.53	0.52	121	120	60-140	1	40	
1,2-Dibromoethane (EDB)	ug/L	0.0072 U	.44	.44	0.51	0.51	116	117	60-140	1	40	

Results presented on this page are in the units indicated by the "Units" column except where an alternate unit is presented to the right of the result.

REPORT OF LABORATORY ANALYSIS

This report shall not be reproduced, except in full,
without the written consent of Pace Analytical Services, LLC.

Pace Analytical Services, LLC
8 East Tower Circle
Ormond Beach, FL 32174
(386)672-5668

QUALITY CONTROL DATA

Project: Tomoka Semi-annual MWs
Pace Project No.: 35276003

QC Batch: 332011 Analysis Method: SM 2540C
QC Batch Method: SM 2540C Analysis Description: 2540C Total Dissolved Solids
Associated Lab Samples: 35276003001, 35276003002, 35276003003, 35276003004, 35276003005, 35276003006, 35276003007, 35276003008

METHOD BLANK: 1776678 Matrix: Water
Associated Lab Samples: 35276003001, 35276003002, 35276003003, 35276003004, 35276003005, 35276003006, 35276003007, 35276003008

Parameter	Units	Blank Result	Reporting Limit	MDL	Analyzed	Qualifiers
Total Dissolved Solids	mg/L	5.0 U	5.0	5.0	11/13/16 19:39	

LABORATORY CONTROL SAMPLE: 1776679

Parameter	Units	Spike Conc.	LCS Result	LCS % Rec	% Rec Limits	Qualifiers
Total Dissolved Solids	mg/L	300	311	104	90-110	

SAMPLE DUPLICATE: 1776680

Parameter	Units	35275959002 Result	Dup Result	RPD	Max RPD	Qualifiers
Total Dissolved Solids	mg/L	287	299	4	5	

SAMPLE DUPLICATE: 1776681

Parameter	Units	35276003004 Result	Dup Result	RPD	Max RPD	Qualifiers
Total Dissolved Solids	mg/L	592	610	3	5	

Results presented on this page are in the units indicated by the "Units" column except where an alternate unit is presented to the right of the result.

REPORT OF LABORATORY ANALYSIS

This report shall not be reproduced, except in full,
without the written consent of Pace Analytical Services, LLC.

Pace Analytical Services, LLC
8 East Tower Circle
Ormond Beach, FL 32174
(386)672-5668

QUALITY CONTROL DATA

Project: Tomoka Semi-annual MWs
Pace Project No.: 35276003

QC Batch: 331750 Analysis Method: EPA 300.0
QC Batch Method: EPA 300.0 Analysis Description: 300.0 IC Anions
Associated Lab Samples: 35276003001, 35276003002, 35276003003, 35276003004, 35276003005, 35276003006, 35276003007, 35276003008

METHOD BLANK: 1774485 Matrix: Water
Associated Lab Samples: 35276003001, 35276003002, 35276003003, 35276003004, 35276003005, 35276003006, 35276003007, 35276003008

Parameter	Units	Blank Result	Reporting Limit	MDL	Analyzed	Qualifiers
Chloride	mg/L	2.5 U	5.0	2.5	11/11/16 20:36	

LABORATORY CONTROL SAMPLE: 1774486

Parameter	Units	Spike Conc.	LCS Result	LCS % Rec	% Rec Limits	Qualifiers
Chloride	mg/L	50	48.7	97	90-110	

MATRIX SPIKE & MATRIX SPIKE DUPLICATE: 1774487 1774488

Parameter	Units	35276003002 Result	MS Spike Conc.	MSD Spike Conc.	MS Result	MSD Result	MS % Rec	MSD % Rec	% Rec Limits	RPD	Max RPD	Qual
Chloride	mg/L	65.2	50	50	121	120	111	110	90-110	0	20	J(M1), L

MATRIX SPIKE & MATRIX SPIKE DUPLICATE: 1774489 1774490

Parameter	Units	35276012001 Result	MS Spike Conc.	MSD Spike Conc.	MS Result	MSD Result	MS % Rec	MSD % Rec	% Rec Limits	RPD	Max RPD	Qual
Chloride	mg/L	32.1	50	50	85.6	85.0	107	106	90-110	1	20	

Results presented on this page are in the units indicated by the "Units" column except where an alternate unit is presented to the right of the result.

REPORT OF LABORATORY ANALYSIS

This report shall not be reproduced, except in full,
without the written consent of Pace Analytical Services, LLC.

Pace Analytical Services, LLC
8 East Tower Circle
Ormond Beach, FL 32174
(386)672-5668

QUALITY CONTROL DATA

Project: Tomoka Semi-annual MWs
Pace Project No.: 35276003

QC Batch: 332355 Analysis Method: EPA 350.1
QC Batch Method: EPA 350.1 Analysis Description: 350.1 Ammonia
Associated Lab Samples: 35276003001, 35276003002, 35276003003, 35276003004, 35276003005, 35276003006, 35276003007

METHOD BLANK: 1778247 Matrix: Water
Associated Lab Samples: 35276003001, 35276003002, 35276003003, 35276003004, 35276003005, 35276003006, 35276003007

Parameter	Units	Blank Result	Reporting Limit	MDL	Analyzed	Qualifiers
Nitrogen, Ammonia	mg/L	0.020 U	0.050	0.020	11/15/16 07:03	

LABORATORY CONTROL SAMPLE: 1778248

Parameter	Units	Spike Conc.	LCS Result	LCS % Rec	% Rec Limits	Qualifiers
Nitrogen, Ammonia	mg/L	1	1.0	103	90-110	

MATRIX SPIKE SAMPLE: 1778250

Parameter	Units	35275800001 Result	Spike Conc.	MS Result	MS % Rec	% Rec Limits	Qualifiers
Nitrogen, Ammonia	mg/L	0.94	1	1.9	97	90-110	

SAMPLE DUPLICATE: 1778249

Parameter	Units	35275800001 Result	Dup Result	RPD	Max RPD	Qualifiers
Nitrogen, Ammonia	mg/L	0.94	0.93	0	20	

Results presented on this page are in the units indicated by the "Units" column except where an alternate unit is presented to the right of the result.

REPORT OF LABORATORY ANALYSIS

This report shall not be reproduced, except in full,
without the written consent of Pace Analytical Services, LLC.

Pace Analytical Services, LLC
8 East Tower Circle
Ormond Beach, FL 32174
(386)672-5668

QUALITY CONTROL DATA

Project: Tomoka Semi-annual MWs
Pace Project No.: 35276003

QC Batch: 332692 Analysis Method: EPA 350.1
QC Batch Method: EPA 350.1 Analysis Description: 350.1 Ammonia
Associated Lab Samples: 35276003008

METHOD BLANK: 1780520 Matrix: Water
Associated Lab Samples: 35276003008

Parameter	Units	Blank Result	Reporting Limit	MDL	Analyzed	Qualifiers
Nitrogen, Ammonia	mg/L	0.020 U	0.050	0.020	11/16/16 09:20	

LABORATORY CONTROL SAMPLE: 1780521

Parameter	Units	Spike Conc.	LCS Result	LCS % Rec	% Rec Limits	Qualifiers
Nitrogen, Ammonia	mg/L	1	1.1	107	90-110	

MATRIX SPIKE SAMPLE: 1780523

Parameter	Units	35277316001 Result	Spike Conc.	MS Result	MS % Rec	% Rec Limits	Qualifiers
Nitrogen, Ammonia	mg/L	0.11	1	1.2	105	90-110	

SAMPLE DUPLICATE: 1780522

Parameter	Units	35277316001 Result	Dup Result	RPD	Max RPD	Qualifiers
Nitrogen, Ammonia	mg/L	0.11	0.10	5	20	

Results presented on this page are in the units indicated by the "Units" column except where an alternate unit is presented to the right of the result.

REPORT OF LABORATORY ANALYSIS

This report shall not be reproduced, except in full,
without the written consent of Pace Analytical Services, LLC.

Pace Analytical Services, LLC
8 East Tower Circle
Ormond Beach, FL 32174
(386)672-5668

QUALITY CONTROL DATA

Project: Tomoka Semi-annual MWs
Pace Project No.: 35276003

QC Batch: 331533 Analysis Method: EPA 353.2
QC Batch Method: EPA 353.2 Analysis Description: 353.2 Nitrate + Nitrite, Unpres.
Associated Lab Samples: 35276003001, 35276003002, 35276003003, 35276003004, 35276003005, 35276003006, 35276003007, 35276003008

METHOD BLANK: 1773001 Matrix: Water
Associated Lab Samples: 35276003001, 35276003002, 35276003003, 35276003004, 35276003005, 35276003006, 35276003007, 35276003008

Parameter	Units	Blank Result	Reporting Limit	MDL	Analyzed	Qualifiers
Nitrogen, Nitrate	mg/L	0.010 U	0.040	0.010	11/10/16 16:54	

SAMPLE DUPLICATE: 1773003

Parameter	Units	35276003001 Result	Dup Result	RPD	Max RPD	Qualifiers
Nitrogen, Nitrate	mg/L	0.024 I	0.052		20	

SAMPLE DUPLICATE: 1773005

Parameter	Units	35276008018 Result	Dup Result	RPD	Max RPD	Qualifiers
Nitrogen, Nitrate	mg/L	0.17	0.17	1	20	

Results presented on this page are in the units indicated by the "Units" column except where an alternate unit is presented to the right of the result.

REPORT OF LABORATORY ANALYSIS

This report shall not be reproduced, except in full,
without the written consent of Pace Analytical Services, LLC.

Pace Analytical Services, LLC
8 East Tower Circle
Ormond Beach, FL 32174
(386)672-5668

QUALIFIERS

Project: Tomoka Semi-annual MWs
Pace Project No.: 35276003

DEFINITIONS

DF - Dilution Factor, if reported, represents the factor applied to the reported data due to dilution of the sample aliquot.

ND - Not Detected at or above adjusted reporting limit.

MDL - Adjusted Method Detection Limit.

PQL - Practical Quantitation Limit.

RL - Reporting Limit.

S - Surrogate

1,2-Diphenylhydrazine decomposes to and cannot be separated from Azobenzene using Method 8270. The result for each analyte is a combined concentration.

Consistent with EPA guidelines, unrounded data are displayed and have been used to calculate % recovery and RPD values.

LCS(D) - Laboratory Control Sample (Duplicate)

MS(D) - Matrix Spike (Duplicate)

DUP - Sample Duplicate

RPD - Relative Percent Difference

NC - Not Calculable.

SG - Silica Gel - Clean-Up

U - Indicates the compound was analyzed for, but not detected.

N-Nitrosodiphenylamine decomposes and cannot be separated from Diphenylamine using Method 8270. The result reported for each analyte is a combined concentration.

Pace Analytical is TNI accredited. Contact your Pace PM for the current list of accredited analytes.

TNI - The NELAC Institute.

LABORATORIES

PASI-O	Pace Analytical Services - Ormond Beach

ANALYTE QUALIFIERS

I	The reported value is between the laboratory method detection limit and the laboratory practical quantitation limit.
U	Compound was analyzed for but not detected.
CU	The continuing calibration for this compound is outside of Pace Analytical acceptance limits. Analyte presence below reporting limits in associated samples.
J(M1)	Estimated Value. Matrix spike recovery exceeded QC limits. Batch accepted based on laboratory control sample (LCS) recovery.
L	Off-scale high. Actual value is known to be greater than value given.

This report shall not be reproduced, except in full,
without the written consent of Pace Analytical Services, LLC.

Pace Analytical Services, LLC
8 East Tower Circle
Ormond Beach, FL 32174
(386)672-5668

QUALITY CONTROL DATA CROSS REFERENCE TABLE

Project: Tomoka Semi-annual MWs
Pace Project No.: 35276003

Lab ID	Sample ID	QC Batch Method	QC Batch	Analytical Method	Analytical Batch
35276003002	**B45-2**				
35276003003	**B45.2 Dup**				
35276003004	**B44**				
35276003005	**B82-1**				
35276003006	**B87-6**				
35276003007	**B43-1**				
35276003008	**B43-2**				
35276003001	**EQ Blank 11/9/16**	EPA 8011	332001	EPA 8011	332414
35276003002	**B45-2**	EPA 8011	332001	EPA 8011	332414
35276003003	**B45.2 Dup**	EPA 8011	332001	EPA 8011	332414
35276003004	**B44**	EPA 8011	332001	EPA 8011	332414
35276003005	**B82-1**	EPA 8011	332001	EPA 8011	332414
35276003006	**B87-6**	EPA 8011	332001	EPA 8011	332414
35276003007	**B43-1**	EPA 8011	332001	EPA 8011	332414
35276003008	**B43-2**	EPA 8011	332001	EPA 8011	332414
35276003001	**EQ Blank 11/9/16**	EPA 3010	332897	EPA 6010	332953
35276003002	**B45-2**	EPA 3010	332897	EPA 6010	332953
35276003003	**B45.2 Dup**	EPA 3010	332966	EPA 6010	333079
35276003004	**B44**	EPA 3010	332966	EPA 6010	333079
35276003005	**B82-1**	EPA 3010	332966	EPA 6010	333079
35276003006	**B87-6**	EPA 3010	332966	EPA 6010	333079
35276003007	**B43-1**	EPA 3010	332966	EPA 6010	333079
35276003008	**B43-2**	EPA 3010	332966	EPA 6010	333079
35276003001	**EQ Blank 11/9/16**	EPA 3010	332664	EPA 6020	332786
35276003002	**B45-2**	EPA 3010	332664	EPA 6020	332786
35276003003	**B45.2 Dup**	EPA 3010	332971	EPA 6020	333080
35276003004	**B44**	EPA 3010	332971	EPA 6020	333080
35276003005	**B82-1**	EPA 3010	332971	EPA 6020	333080
35276003006	**B87-6**	EPA 3010	332971	EPA 6020	333080
35276003007	**B43-1**	EPA 3010	332971	EPA 6020	333080
35276003008	**B43-2**	EPA 3010	332971	EPA 6020	333080
35276003001	**EQ Blank 11/9/16**	EPA 7470	332704	EPA 7470	332776
35276003002	**B45-2**	EPA 7470	333017	EPA 7470	333075
35276003003	**B45.2 Dup**	EPA 7470	333017	EPA 7470	333075
35276003004	**B44**	EPA 7470	333017	EPA 7470	333075
35276003005	**B82-1**	EPA 7470	333017	EPA 7470	333075
35276003006	**B87-6**	EPA 7470	333017	EPA 7470	333075
35276003007	**B43-1**	EPA 7470	333017	EPA 7470	333075
35276003008	**B43-2**	EPA 7470	333017	EPA 7470	333075
35276003001	**EQ Blank 11/9/16**	EPA 8260	332485		
35276003002	**B45-2**	EPA 8260	332485		
35276003003	**B45.2 Dup**	EPA 8260	332485		
35276003004	**B44**	EPA 8260	332485		
35276003005	**B82-1**	EPA 8260	332485		

REPORT OF LABORATORY ANALYSIS

This report shall not be reproduced, except in full,
without the written consent of Pace Analytical Services, LLC.

Pace Analytical Services, LLC
8 East Tower Circle
Ormond Beach, FL 32174
(386)672-5668

QUALITY CONTROL DATA CROSS REFERENCE TABLE

Project: Tomoka Semi-annual MWs
Pace Project No.: 35276003

Lab ID	Sample ID	QC Batch Method	QC Batch	Analytical Method	Analytical Batch
35276003006	**B87-6**	EPA 8260	332881		
35276003007	**B43-1**	EPA 8260	332881		
35276003008	**B43-2**	EPA 8260	332485		
35276003009	**Trip Blank 11/9/16**	EPA 8260	332485		
35276003001	**EQ Blank 11/9/16**	SM 2540C	332011		
35276003002	**B45-2**	SM 2540C	332011		
35276003003	**B45.2 Dup**	SM 2540C	332011		
35276003004	**B44**	SM 2540C	332011		
35276003005	**B82-1**	SM 2540C	332011		
35276003006	**B87-6**	SM 2540C	332011		
35276003007	**B43-1**	SM 2540C	332011		
35276003008	**B43-2**	SM 2540C	332011		
35276003001	**EQ Blank 11/9/16**	EPA 300.0	331750		
35276003002	**B45-2**	EPA 300.0	331750		
35276003003	**B45.2 Dup**	EPA 300.0	331750		
35276003004	**B44**	EPA 300.0	331750		
35276003005	**B82-1**	EPA 300.0	331750		
35276003006	**B87-6**	EPA 300.0	331750		
35276003007	**B43-1**	EPA 300.0	331750		
35276003008	**B43-2**	EPA 300.0	331750		
35276003001	**EQ Blank 11/9/16**	EPA 350.1	332355		
35276003002	**B45-2**	EPA 350.1	332355		
35276003003	**B45.2 Dup**	EPA 350.1	332355		
35276003004	**B44**	EPA 350.1	332355		
35276003005	**B82-1**	EPA 350.1	332355		
35276003006	**B87-6**	EPA 350.1	332355		
35276003007	**B43-1**	EPA 350.1	332355		
35276003008	**B43-2**	EPA 350.1	332692		
35276003001	**EQ Blank 11/9/16**	EPA 353.2	331533		
35276003002	**B45-2**	EPA 353.2	331533		
35276003003	**B45.2 Dup**	EPA 353.2	331533		
35276003004	**B44**	EPA 353.2	331533		
35276003005	**B82-1**	EPA 353.2	331533		
35276003006	**B87-6**	EPA 353.2	331533		
35276003007	**B43-1**	EPA 353.2	331533		
35276003008	**B43-2**	EPA 353.2	331533		

This report shall not be reproduced, except in full,
without the written consent of Pace Analytical Services, LLC.

WO# : 35276003

35276003

CHAIN-OF-CUSTODY / Analytical Request Document

The Chain-of-Custody is a LEGAL DOCUMENT. All relevant fields must be completed accurately.

Section A — Required Client Information.

Company:	Volusia County Solid Waste Management
Address:	1990 Tomoka Farms Road
	Port Orange, FL 32128
Email:	jstirk@volusia.org
Phone: (386)947-2952	Fax:
Requested Due Date:	

Required Project Information:

Report To:	Jennifer Stirk
Copy To:	
Purchase Order #:	
Project Name:	Tomoka LF Semi-annual MWs
Project #:	

Section C — Invoice Information:

Attention:	
Company Name:	
Address:	
Pace Quote:	
Pace Project Manager:	jeff.baylor@pacelabs.com,
Pace Profile #:	1590, Line 1

Regulatory Agency

State / Location

Requested Analysis Filtered (Y/N)

ITEM #	SAMPLE ID (One Character per box. (A-Z, 0-9 / , -) Sample Ids must be unique)	MATRIX CODE (see valid codes to left)	SAMPLE TYPE (G=GRAB C=COMP)	COLLECTED START DATE	COLLECTED START TIME	COLLECTED END DATE	COLLECTED END TIME	SAMPLE TEMP AT COLLECTION	# OF CONTAINERS	Preservatives: Unpreserved	H2SO4	HNO3	HCl	NaOH	Na2S2O3	Methanol	Other	Analyses Test Y/N	TDS, NO3, Cl	ammonia	Metals by 6010/6020/Hg	EDB 8011	8260 VOCs Full List	Trip Blank DO NOT OPEN -	Residual Chlorine (Y/N)
1	EQ	WT	G			11-9-16	1050		8	3	1	1	3					X	X	X	X	X		
2	B45-2						1120																	
3	DUPLICATE						1120																	
4	B44						1158																	
5	B82-1						1258																	
6	B87-6						1419																	
7	B43-1						1513																	
8	B43-2						1536																	
9	TRIP BLANK					11-7-16																	X	
10																								
11																								
12																								

MATRIX CODE: Drinking Water DW; Water WT; Waste Water WW; Product P; Soil/Solid SL; Oil OL; Wipe WP; Air AR; Other OT; Tissue TS

ADDITIONAL COMMENTS	RELINQUISHED BY / AFFILIATION	DATE	TIME	ACCEPTED BY / AFFILIATION	DATE	TIME	SAMPLE CONDITIONS
SAMPLING KIT-EMPTY	TBG/PACE	11-6-16	1600				
	[signature]/PACE	11-9-16	1625	AS/Pace	11/9/16	1625	Y N Y
					0.9	T-269	

SAMPLER NAME AND SIGNATURE

PRINT Name of SAMPLER: MARK GILBERT

SIGNATURE of SAMPLER: [signature] DATE Signed: 11-9-16

TEMP in C	Received on Ice (Y/N)	Custody Sealed Cooler (Y/N)	Samples Intact (Y/N)
	Y	N	Y

Form FD 9000-24

GROUNDWATER SAMPLING LOG

SITE NAME: VOLUSIA COUNTY SOLID WASTE	SITE LOCATION: TOMOKA LF SEMI ANNUAL	
WELL NO: O	SAMPLE ID: EQ	DATE: 11-9-16

PURGING DATA

WELL DIAMETER (inches):	TUBING DIAMETER (inches):	WELL SCREEN INTERVAL DEPTH: feet to feet	STATIC DEPTH TO WATER (feet):	PURGE PUMP TYPE OR BAILER: PP

WELL VOLUME PURGE: 1 WELL VOLUME = (TOTAL WELL DEPTH – STATIC DEPTH TO WATER) X WELL CAPACITY
(only fill out if applicable)
= (feet – feet) X gallons/foot = gallons

EQUIPMENT VOLUME PURGE: 1 EQUIPMENT VOL. = PUMP VOLUME + (TUBING CAPACITY X TUBING LENGTH) + FLOW CELL VOLUME
(only fill out if applicable)
= gallons + (gallons/foot X feet) + gallons = gallons

INITIAL PUMP OR TUBING DEPTH IN WELL (feet):	FINAL PUMP OR TUBING DEPTH IN WELL (feet):	PURGING INITIATED AT:	PURGING ENDED AT:	TOTAL VOLUME PURGED (gallons):

TIME	VOLUME PURGED (gallons)	CUMUL. VOLUME PURGED (gallons)	PURGE RATE (gpm)	DEPTH TO WATER (feet)	pH (standard units)	TEMP. (°C)	COND. (circle units) µmhos/cm or µS/cm	DISSOLVED OXYGEN (circle units) mg/L or % saturation	TURBIDITY (NTUs)	COLOR (describe)	ODOR (describe)

WELL CAPACITY (Gallons Per Foot): **0.75"** = 0.02; **1"** = 0.04; **1.25"** = 0.06; **2"** = 0.16; **3"** = 0.37; **4"** = 0.65; **5"** = 1.02; **6"** = 1.47; **12"** = 5.88
TUBING INSIDE DIA. CAPACITY (Gal./Ft.): **1/8"** = 0.0006; **3/16"** = 0.0014; **1/4"** = 0.0026; **5/16"** = 0.004; **3/8"** = 0.006; **1/2"** = 0.010; **5/8"** = 0.016

PURGING EQUIPMENT CODES: **B** = Bailer; **BP** = Bladder Pump; **ESP** = Electric Submersible Pump; **PP** = Peristaltic Pump; **O** = Other (Specify)

SAMPLING DATA

SAMPLED BY (PRINT) / AFFILIATION: MARK GILBERT / PACE	SAMPLER(S) SIGNATURE(S):	SAMPLING INITIATED AT:	SAMPLING ENDED AT: 1050
PUMP OR TUBING DEPTH IN WELL (feet):	TUBING MATERIAL CODE: PE, S	FIELD-FILTERED: Y (N) Filtration Equipment Type:	FILTER SIZE: ____ µm
FIELD DECONTAMINATION: PUMP Y (N)	TUBING Y (N) (replaced)	DUPLICATE: Y (N)	

SAMPLE CONTAINER SPECIFICATION				SAMPLE PRESERVATION					
SAMPLE ID CODE	# CONTAINERS	MATERIAL CODE	VOLUME	PRESERVATIVE USED	TOTAL VOL ADDED IN FIELD (mL)	FINAL pH	INTENDED ANALYSIS AND/OR METHOD	SAMPLING EQUIPMENT CODE	SAMPLE PUMP FLOW RATE (mL per minute)
	1	PE	1000	ICE			TDS, NO3, Cl	APP	<400
	1	PE	250	HNO3			METALS		
	1	PE	250	H2SO4			AMMONIA		
	2	CG	40	ICE			8011 DBP		
	3	CG	40	HCL			8260 VOC		

REMARKS:

MATERIAL CODES: **AG** = Amber Glass; **CG** = Clear Glass; **PE** = Polyethylene; **PP** = Polypropylene; **S** = Silicone; **T** = Teflon; **O** = Other (Specify)

SAMPLING EQUIPMENT CODES: **APP** = After Peristaltic Pump; **B** = Bailer; **BP** = Bladder Pump; **ESP** = Electric Submersible Pump; **RFPP** = Reverse Flow Peristaltic Pump; **SM** = Straw Method (Tubing Gravity Drain); **O** = Other (Specify)

NOTES: 1. The above do not constitute all of the information required by Chapter 62-160, F.A.C.

2. STABILIZATION CRITERIA FOR RANGE OF VARIATION OF LAST THREE CONSECUTIVE READINGS (SEE FS 2212, SECTION 3)

pH: ± 0.2 units **Temperature:** ± 0.2 °C **Specific Conductance:** ± 5% **Dissolved Oxygen:** all readings ≤ 20% saturation (see Table FS 2200-2); optionally, ± 0.2 mg/L or ± 10% (whichever is greater) **Turbidity:** all readings ≤ 20 NTU; optionally ± 5 NTU or ± 10% (whichever is greater)

Form FD 9000-24

GROUNDWATER SAMPLING LOG

SITE NAME: VOLUSIA COUNTY SOLID WASTE	SITE LOCATION: TOMOKA LF SEMI ANNUAL	
WELL NO: 1	SAMPLE ID: B45-2 / DUPLICATE	DATE: 11-9-16

PURGING DATA

WELL DIAMETER (inches): 2	TUBING DIAMETER (inches): 1/4	WELL SCREEN INTERVAL DEPTH: feet to feet	STATIC DEPTH TO WATER (feet): 6.85	PURGE PUMP TYPE OR BAILER: PP

WELL VOLUME PURGE: 1 WELL VOLUME = (TOTAL WELL DEPTH – STATIC DEPTH TO WATER) X WELL CAPACITY
(only fill out if applicable)
= (17.65 feet – 6.85 feet) X 0.16 gallons/foot = 1.728 gallons

EQUIPMENT VOLUME PURGE: 1 EQUIPMENT VOL. = PUMP VOLUME + (TUBING CAPACITY X TUBING LENGTH) + FLOW CELL VOLUME
(only fill out if applicable)
= gallons + (gallons/foot X feet) + gallons = gallons

INITIAL PUMP OR TUBING DEPTH IN WELL (feet): 9	FINAL PUMP OR TUBING DEPTH IN WELL (feet): 10	PURGING INITIATED AT: 1100	PURGING ENDED AT: 1113	TOTAL VOLUME PURGED (gallons): 2.60

TIME	VOLUME PURGED (gallons)	CUMUL. VOLUME PURGED (gallons)	PURGE RATE (gpm)	DEPTH TO WATER (feet)	pH (standard units)	TEMP. (°C)	COND. (circle units) µmhos/cm or µS/cm	DISSOLVED OXYGEN (circle units) mg/L or % saturation	TURBIDITY (NTUs)	COLOR (describe)	ODOR (describe)
1109	1.80	1.80	0.20	8.40	5.37	24.0	375.2	0.24	3.60	yellow	SULFUR
1111	0.40	2.20	0.20	8.45	5.40	24.1	376.5	0.18	3.28	↓	↓
1113	0.40	2.60	0.20	8.50	5.43	24.0	371.5	0.16	3.37	↓	↓

WELL CAPACITY (Gallons Per Foot): **0.75"** = 0.02; **1"** = 0.04; **1.25"** = 0.06; **2"** = 0.16; **3"** = 0.37; **4"** = 0.65; **5"** = 1.02; **6"** = 1.47; **12"** = 5.88
TUBING INSIDE DIA. CAPACITY (Gal./Ft.): **1/8"** = 0.0006; **3/16"** = 0.0014; **1/4"** = 0.0026; **5/16"** = 0.004; **3/8"** = 0.006; **1/2"** = 0.010; **5/8"** = 0.016

PURGING EQUIPMENT CODES: **B** = Bailer; **BP** = Bladder Pump; **ESP** = Electric Submersible Pump; **PP** = Peristaltic Pump; **O** = Other (Specify)

SAMPLING DATA

SAMPLED BY (PRINT) / AFFILIATION: MARK GILBERT / PACE	SAMPLER(S) SIGNATURE(S):	SAMPLING INITIATED AT: 1113	SAMPLING ENDED AT: 1120
PUMP OR TUBING DEPTH IN WELL (feet): 10	TUBING MATERIAL CODE: PE, S	FIELD-FILTERED: Y (N) Filtration Equipment Type:	FILTER SIZE: ____ µm
FIELD DECONTAMINATION: PUMP Y (N)	TUBING (Y) N (replaced)	DUPLICATE: (Y) N	

SAMPLE CONTAINER SPECIFICATION				SAMPLE PRESERVATION					
SAMPLE ID CODE	# CONTAINERS	MATERIAL CODE	VOLUME	PRESERVATIVE USED	TOTAL VOL ADDED IN FIELD (mL)	FINAL pH	INTENDED ANALYSIS AND/OR METHOD	SAMPLING EQUIPMENT CODE	SAMPLE PUMP FLOW RATE (mL per minute)
	1 1	PE	1000	ICE		5.43	TDS, NO3, CL	APP	<400
	1 1	PE	250	HNO3		<2	METALS	↓	↓
	1 1	PE	250	H2SO4		<2	AMMONIA		
	2 2	CG	40	ICE		5.43	8011		
	3 3	CG	40	HCL		<2	8260	↓	↓

REMARKS:

MATERIAL CODES: **AG** = Amber Glass; **CG** = Clear Glass; **PE** = Polyethylene; **PP** = Polypropylene; **S** = Silicone; **T** = Teflon; **O** = Other (Specify)

SAMPLING EQUIPMENT CODES: **APP** = After Peristaltic Pump; **B** = Bailer; **BP** = Bladder Pump; **ESP** = Electric Submersible Pump; **RFPP** = Reverse Flow Peristaltic Pump; **SM** = Straw Method (Tubing Gravity Drain); **O** = Other (Specify)

NOTES: 1. **The above do not constitute all of the information required by Chapter 62-160, F.A.C.**
2. STABILIZATION CRITERIA FOR RANGE OF VARIATION OF LAST THREE CONSECUTIVE READINGS (SEE FS 2212, SECTION 3)

pH: ± 0.2 units **Temperature:** ± 0.2 °C **Specific Conductance:** ± 5% **Dissolved Oxygen:** all readings ≤ 20% saturation (see Table FS 2200-2); optionally, ± 0.2 mg/L or ± 10% (whichever is greater) **Turbidity:** all readings ≤ 20 NTU; optionally ± 5 NTU or ± 10% (whichever is greater)

Form FD 9000-24

GROUNDWATER SAMPLING LOG

SITE NAME: VOLUSIA COUNTY SOLID WASTE	SITE LOCATION: TOMOKA LF SEMI ANNUAL	
WELL NO: 2	SAMPLE ID: B44	DATE: 11-9-16

PURGING DATA

WELL DIAMETER (inches): 2	TUBING DIAMETER (inches): 1/4	WELL SCREEN INTERVAL DEPTH: feet to feet	STATIC DEPTH TO WATER (feet): 6.80	PURGE PUMP TYPE OR BAILER: PP

WELL VOLUME PURGE: 1 WELL VOLUME = (TOTAL WELL DEPTH – STATIC DEPTH TO WATER) X WELL CAPACITY
(only fill out if applicable)
= (14.70 feet – 6.80 feet) X 0.16 gallons/foot = 1.264 gallons

EQUIPMENT VOLUME PURGE: 1 EQUIPMENT VOL. = PUMP VOLUME + (TUBING CAPACITY X TUBING LENGTH) + FLOW CELL VOLUME
(only fill out if applicable)
= gallons + (gallons/foot X feet) + gallons = gallons

INITIAL PUMP OR TUBING DEPTH IN WELL (feet): 9	FINAL PUMP OR TUBING DEPTH IN WELL (feet): 9	PURGING INITIATED AT: 1143	PURGING ENDED AT: 1154	TOTAL VOLUME PURGED (gallons): 2.20

TIME	VOLUME PURGED (gallons)	CUMUL. VOLUME PURGED (gallons)	PURGE RATE (gpm)	DEPTH TO WATER (feet)	pH (standard units)	TEMP (°C)	COND. (circle units) µmhos/cm or µS/cm	DISSOLVED OXYGEN (circle units) mg/L or % saturation	TURBIDITY (NTUs)	COLOR (describe)	ODOR (describe)
1150	1.40	1.40	0.20	7.75	4.99	23.7	1256	0.24	5.36	YELLOW	SULFUR
1152	0.40	1.80	0.20	7.78	5.01	23.7	1251	0.21	3.99	↓	↓
1154	0.40	2.20	0.20	7.80	5.02	23.7	1240	0.18	2.41	↓	↓

WELL CAPACITY (Gallons Per Foot): **0.75"** = 0.02; **1"** = 0.04; **1.25"** = 0.06; **2"** = 0.16; **3"** = 0.37; **4"** = 0.65; **5"** = 1.02; **6"** = 1.47; **12"** = 5.88
TUBING INSIDE DIA. CAPACITY (Gal./Ft.): **1/8"** = 0.0006; **3/16"** = 0.0014; **1/4"** = 0.0026; **5/16"** = 0.004; **3/8"** = 0.006; **1/2"** = 0.010; **5/8"** = 0.016

PURGING EQUIPMENT CODES: **B** = Bailer; **BP** = Bladder Pump; **ESP** = Electric Submersible Pump; **PP** = Peristaltic Pump; **O** = Other (Specify)

SAMPLING DATA

SAMPLED BY (PRINT) / AFFILIATION: MARK GILBERT / PACE	SAMPLER(S) SIGNATURE(S):	SAMPLING INITIATED AT: 1154	SAMPLING ENDED AT: 1158
PUMP OR TUBING DEPTH IN WELL (feet): 9	TUBING MATERIAL CODE: PE, S	FIELD-FILTERED: Y (N) Filtration Equipment Type:	FILTER SIZE: ____ µm
FIELD DECONTAMINATION: PUMP Y (N)	TUBING (Y) N (replaced)	DUPLICATE: Y (N)	

SAMPLE CONTAINER SPECIFICATION				SAMPLE PRESERVATION					
SAMPLE ID CODE	# CONTAINERS	MATERIAL CODE	VOLUME	PRESERVATIVE USED	TOTAL VOL ADDED IN FIELD (mL)	FINAL pH	INTENDED ANALYSIS AND/OR METHOD	SAMPLING EQUIPMENT CODE	SAMPLE PUMP FLOW RATE (mL per minute)
	1	PE	1000	ICE		≤5.02	TDS, NO3, CL	APP	< 400
	1	↓	250	HNO3		<2	METALS	↓	↓
	1	↓	250	H2SO4		<2	AMMONIA		
	2	CG	40	ICE		5.02	8011		
	3	CG	40	HCL		<2	8260		

REMARKS:

MATERIAL CODES: **AG** = Amber Glass; **CG** = Clear Glass; **PE** = Polyethylene; **PP** = Polypropylene; **S** = Silicone; **T** = Teflon; **O** = Other (Specify)

SAMPLING EQUIPMENT CODES: **APP** = After Peristaltic Pump; **B** = Bailer; **BP** = Bladder Pump; **ESP** = Electric Submersible Pump; **RFPP** = Reverse Flow Peristaltic Pump; **SM** = Straw Method (Tubing Gravity Drain); **O** = Other (Specify)

NOTES: 1. The above do not constitute all of the information required by Chapter 62-160, F.A.C.

2. STABILIZATION CRITERIA FOR RANGE OF VARIATION OF LAST THREE CONSECUTIVE READINGS (SEE FS 2212, SECTION 3)

pH: ± 0.2 units **Temperature:** ± 0.2 °C **Specific Conductance:** ± 5% **Dissolved Oxygen:** all readings ≤ 20% saturation (see Table FS 2200-2); optionally, ± 0.2 mg/L or ± 10% (whichever is greater) **Turbidity:** all readings ≤ 20 NTU; optionally ± 5 NTU or ± 10% (whichever is greater)

Form FD 9000-24

GROUNDWATER SAMPLING LOG

SITE NAME: VOLUSIA COUNTY SOLID WASTE	SITE LOCATION: TOMOKA LF SEMI ANNUAL	
WELL NO: 3	SAMPLE ID: B 82-1	DATE: 11-9-16

PURGING DATA

WELL DIAMETER (inches): 2	TUBING DIAMETER (inches): 1/4	WELL SCREEN INTERVAL DEPTH: feet to feet	STATIC DEPTH TO WATER (feet): 7.75	PURGE PUMP TYPE OR BAILER: PP

WELL VOLUME PURGE: 1 WELL VOLUME = (TOTAL WELL DEPTH – STATIC DEPTH TO WATER) X WELL CAPACITY
(only fill out if applicable)
= (38.70 feet – 7.75 feet) X 0.16 gallons/foot = 4.952 gallons

EQUIPMENT VOLUME PURGE: 1 EQUIPMENT VOL. = PUMP VOLUME + (TUBING CAPACITY X TUBING LENGTH) + FLOW CELL VOLUME
(only fill out if applicable)
= gallons + (gallons/foot X feet) + gallons = gallons

INITIAL PUMP OR TUBING DEPTH IN WELL (feet): 10	FINAL PUMP OR TUBING DEPTH IN WELL (feet): 12	PURGING INITIATED AT: 1217	PURGING ENDED AT: 1254	TOTAL VOLUME PURGED (gallons): 6.40

TIME	VOLUME PURGED (gallons)	CUMUL. VOLUME PURGED (gallons)	PURGE RATE (gpm)	DEPTH TO WATER (feet)	pH (standard units)	TEMP. (°C)	COND. (circle units) µmhos/cm or (µS/cm)	DISSOLVED OXYGEN (circle units) mg/L or % saturation	TURBIDITY (NTUs)	COLOR (describe)	ODOR (describe)
1242	5.00	5.00	0.20	11.00	6.18	25.0	470.8	0.15	3.43	Yellow	Sulfur
1248	1.20	6.20	0.20	11.07	6.18	25.0	472.7	0.20	2.24	↓	↓
1254	1.20	6.40	0.20	11.12	6.18	25.0	476.0	0.07	1.16	↓	↓

WELL CAPACITY (Gallons Per Foot): **0.75"** = 0.02; **1"** = 0.04; **1.25"** = 0.06; **2"** = 0.16; **3"** = 0.37; **4"** = 0.65; **5"** = 1.02; **6"** = 1.47; **12"** = 5.88
TUBING INSIDE DIA. CAPACITY (Gal./Ft.): **1/8"** = 0.0006; **3/16"** = 0.0014; **1/4"** = 0.0026; **5/16"** = 0.004; **3/8"** = 0.006; **1/2"** = 0.010; **5/8"** = 0.016

PURGING EQUIPMENT CODES: **B** = Bailer; **BP** = Bladder Pump; **ESP** = Electric Submersible Pump; **PP** = Peristaltic Pump; **O** = Other (Specify)

SAMPLING DATA

SAMPLED BY (PRINT) / AFFILIATION: MARK GILBERT / PACE	SAMPLER(S) SIGNATURE(S):	SAMPLING INITIATED AT: 1254	SAMPLING ENDED AT: 1258
PUMP OR TUBING DEPTH IN WELL (feet): 12	TUBING MATERIAL CODE: PE, S	FIELD-FILTERED: Y (N) Filtration Equipment Type:	FILTER SIZE: ____ µm
FIELD DECONTAMINATION: PUMP Y (N)	TUBING (Y) N (replaced)	DUPLICATE: Y (N)	

SAMPLE CONTAINER SPECIFICATION				SAMPLE PRESERVATION					
SAMPLE ID CODE	# CONTAINERS	MATERIAL CODE	VOLUME	PRESERVATIVE USED	TOTAL VOL ADDED IN FIELD (mL)	FINAL pH	INTENDED ANALYSIS AND/OR METHOD	SAMPLING EQUIPMENT CODE	SAMPLE PUMP FLOW RATE (mL per minute)
	1	PE	1000	ICE		6.18	TDS NO3 Cl	APP	<400
	1	↓	250	HNO3		<2	METALS	↓	↓
	1	↓	250	H2SO4		<2	NH3		
	2	CG	40	ICE		6.18	8011		
	3	CG	40	HCl		<2	8260		

REMARKS:

MATERIAL CODES: **AG** = Amber Glass; **CG** = Clear Glass; **PE** = Polyethylene; **PP** = Polypropylene; **S** = Silicone; **T** = Teflon; **O** = Other (Specify)

SAMPLING EQUIPMENT CODES: **APP** = After Peristaltic Pump; **B** = Bailer; **BP** = Bladder Pump; **ESP** = Electric Submersible Pump; **RFPP** = Reverse Flow Peristaltic Pump; **SM** = Straw Method (Tubing Gravity Drain); **O** = Other (Specify)

NOTES: 1. The above do not constitute all of the information required by Chapter 62-160, F.A.C.

2. STABILIZATION CRITERIA FOR RANGE OF VARIATION OF LAST THREE CONSECUTIVE READINGS (SEE FS 2212, SECTION 3)

pH: ± 0.2 units **Temperature:** ± 0.2 °C **Specific Conductance:** ± 5% **Dissolved Oxygen:** all readings ≤ 20% saturation (see Table FS 2200-2); optionally, ± 0.2 mg/L or ± 10% (whichever is greater) **Turbidity:** all readings ≤ 20 NTU; optionally ± 5 NTU or ± 10% (whichever is greater).

Form FD 9000-24

GROUNDWATER SAMPLING LOG

SITE NAME: VOLUSIA COUNTY SOLID WASTE	SITE LOCATION: TOMOKA LF SEMI ANNUAL	
WELL NO: 4	SAMPLE ID: B 87-6	DATE: 11-9-16

PURGING DATA

WELL DIAMETER (inches): 2	TUBING DIAMETER (inches): 1/4	WELL SCREEN INTERVAL DEPTH: feet to feet	STATIC DEPTH TO WATER (feet): 10.95	PURGE PUMP TYPE OR BAILER: PP

WELL VOLUME PURGE: 1 WELL VOLUME = (TOTAL WELL DEPTH – STATIC DEPTH TO WATER) X WELL CAPACITY (only fill out if applicable)
= (53.20 feet – 10.95 feet) X 0.16 gallons/foot = 6.76 gallons

EQUIPMENT VOLUME PURGE: 1 EQUIPMENT VOL. = PUMP VOLUME + (TUBING CAPACITY X TUBING LENGTH) + FLOW CELL VOLUME (only fill out if applicable)
= gallons + (gallons/foot X 1332 feet) + gallons = gallons

INITIAL PUMP OR TUBING DEPTH IN WELL (feet): 13	FINAL PUMP OR TUBING DEPTH IN WELL (feet): 13	PURGING INITIATED AT: 1332	PURGING ENDED AT: 1414	TOTAL VOLUME PURGED (gallons): 10.50

TIME	VOLUME PURGED (gallons)	CUMUL. VOLUME PURGED (gallons)	PURGE RATE (gpm)	DEPTH TO WATER (feet)	pH (standard units)	TEMP. (°C)	COND. (circle units) µmhos/cm or µS/cm	DISSOLVED OXYGEN (circle units) mg/L or % saturation	TURBIDITY (NTUs)	COLOR (describe)	ODOR (describe)
1400	7.00	7.00	0.25	11.10	6.69	23.2	642	0.07	6.80	CLEAR	SULFUR
1407	1.75	8.75	0.25	11.10	6.70	23.2	649	0.07	6.14	↓	↓
1414	1.75	10.50	0.25	11.10	6.70	23.2	653	0.06	5.40	↓	↓

WELL CAPACITY (Gallons Per Foot): **0.75"** = 0.02; **1"** = 0.04; **1.25"** = 0.06; **2"** = 0.16; **3"** = 0.37; **4"** = 0.65; **5"** = 1.02; **6"** = 1.47; **12"** = 5.88
TUBING INSIDE DIA. CAPACITY (Gal./Ft.): **1/8"** = 0.0006; **3/16"** = 0.0014; **1/4"** = 0.0026; **5/16"** = 0.004; **3/8"** = 0.006; **1/2"** = 0.010; **5/8"** = 0.016

PURGING EQUIPMENT CODES: **B** = Bailer; **BP** = Bladder Pump; **ESP** = Electric Submersible Pump; **PP** = Peristaltic Pump; **O** = Other (Specify)

SAMPLING DATA

SAMPLED BY (PRINT) / AFFILIATION: MARK GILBERT/PACE	SAMPLER(S) SIGNATURE(S):	SAMPLING INITIATED AT: 1414	SAMPLING ENDED AT: 1419
PUMP OR TUBING DEPTH IN WELL (feet): 13	TUBING MATERIAL CODE: PE, S	FIELD-FILTERED: Y (N) Filtration Equipment Type:	FILTER SIZE: ____ µm
FIELD DECONTAMINATION: PUMP Y (N)	TUBING (Y) N (replaced)	DUPLICATE: Y (N)	

SAMPLE CONTAINER SPECIFICATION				SAMPLE PRESERVATION					
SAMPLE ID CODE	# CONTAINERS	MATERIAL CODE	VOLUME	PRESERVATIVE USED	TOTAL VOL ADDED IN FIELD (mL)	FINAL pH	INTENDED ANALYSIS AND/OR METHOD	SAMPLING EQUIPMENT CODE	SAMPLE PUMP FLOW RATE (mL per minute)
	1	PE	1000	ICE		6.70	TDS, NO3, CL	APP	<400
	1	↓	250	HNO3		<2	METALS	↓	↓
	1	↓	250	H2SO4		<2	NH3		
	2	CG	40	ICE		6.70	8011		
	3	CG	40	HCL		<2	8260	↓	↓

REMARKS: ORP -92.7

MATERIAL CODES: **AG** = Amber Glass; **CG** = Clear Glass; **PE** = Polyethylene; **PP** = Polypropylene; **S** = Silicone; **T** = Teflon; **O** = Other (Specify)

SAMPLING EQUIPMENT CODES: **APP** = After Peristaltic Pump; **B** = Bailer; **BP** = Bladder Pump; **ESP** = Electric Submersible Pump; **RFPP** = Reverse Flow Peristaltic Pump; **SM** = Straw Method (Tubing Gravity Drain); **O** = Other (Specify)

NOTES: 1. **The above do not constitute all of the information required by Chapter 62-160, F.A.C.**
2. STABILIZATION CRITERIA FOR RANGE OF VARIATION OF LAST THREE CONSECUTIVE READINGS (SEE FS 2212, SECTION 3)

pH: ± 0.2 units **Temperature:** ± 0.2 °C **Specific Conductance:** ± 5% **Dissolved Oxygen:** all readings ≤ 20% saturation (see Table FS 2200-2); optionally, ± 0.2 mg/L or ± 10% (whichever is greater) **Turbidity:** all readings ≤ 20 NTU; optionally ± 5 NTU or ± 10% (whichever is greater)

Form FD 9000-24

GROUNDWATER SAMPLING LOG

SITE NAME: VOLUSIA COUNTY SOLID WASTE	SITE LOCATION: TOMOKA LF SEMI ANNUAL	
WELL NO: 5	SAMPLE ID: MB43-1	DATE: 11-9-16

PURGING DATA

WELL DIAMETER (inches): 2	TUBING DIAMETER (inches): 1/4	WELL SCREEN INTERVAL DEPTH: feet to feet	STATIC DEPTH TO WATER (feet): 5.75	PURGE PUMP TYPE OR BAILER: PP

WELL VOLUME PURGE: 1 WELL VOLUME = (TOTAL WELL DEPTH – STATIC DEPTH TO WATER) X WELL CAPACITY (only fill out if applicable)

= (29.00 feet – 5.75 feet) X 0.16 gallons/foot = 3.72 gallons

EQUIPMENT VOLUME PURGE: 1 EQUIPMENT VOL. = PUMP VOLUME + (TUBING CAPACITY X TUBING LENGTH) + FLOW CELL VOLUME (only fill out if applicable)

= gallons + (gallons/foot X feet) + gallons = gallons

INITIAL PUMP OR TUBING DEPTH IN WELL (feet): 8	FINAL PUMP OR TUBING DEPTH IN WELL (feet): 8	PURGING INITIATED AT: 1445	PURGING ENDED AT: 1508	TOTAL VOLUME PURGED (gallons): 5.75

TIME	VOLUME PURGED (gallons)	CUMUL. VOLUME PURGED (gallons)	PURGE RATE (gpm)	DEPTH TO WATER (feet)	pH (standard units)	TEMP. (°C)	COND. (circle units) µmhos/cm or (µS/cm)	DISSOLVED OXYGEN (circle units) mg/L or % saturation	TURBIDITY (NTUs)	COLOR (describe)	ODOR (describe)
1500	3.75	3.75	0.25	6.45	6.08	23.4	781	0.10	3.63	Yellow	Sulfur
1504	1.00	4.75	0.25	6.45	6.05	23.4	800	0.09	3.44	↓	↓
1508	1.00	5.75	0.25	6.45	6.03	23.4	810	0.09	3.77		

WELL CAPACITY (Gallons Per Foot): **0.75"** = 0.02; **1"** = 0.04; **1.25"** = 0.06; **2"** = 0.16; **3"** = 0.37; **4"** = 0.65; **5"** = 1.02; **6"** = 1.47; **12"** = 5.88
TUBING INSIDE DIA. CAPACITY (Gal./Ft.): **1/8"** = 0.0006; **3/16"** = 0.0014; **1/4"** = 0.0026; **5/16"** = 0.004; **3/8"** = 0.006; **1/2"** = 0.010; **5/8"** = 0.016

PURGING EQUIPMENT CODES: **B** = Bailer; **BP** = Bladder Pump; **ESP** = Electric Submersible Pump; **PP** = Peristaltic Pump; **O** = Other (Specify)

SAMPLING DATA

SAMPLED BY (PRINT) / AFFILIATION: MARK GILBERT/PACE	SAMPLER(S) SIGNATURE(S):	SAMPLING INITIATED AT: 1508	SAMPLING ENDED AT: 1513
PUMP OR TUBING DEPTH IN WELL (feet): 8	TUBING MATERIAL CODE: PE, S	FIELD-FILTERED: Y (N) Filtration Equipment Type:	FILTER SIZE: ____ µm
FIELD DECONTAMINATION: PUMP Y (N)	TUBING (Y) N (replaced)	DUPLICATE: Y (N)	

SAMPLE CONTAINER SPECIFICATION				SAMPLE PRESERVATION					
SAMPLE ID CODE	# CONTAINERS	MATERIAL CODE	VOLUME	PRESERVATIVE USED	TOTAL VOL ADDED IN FIELD (mL)	FINAL pH	INTENDED ANALYSIS AND/OR METHOD	SAMPLING EQUIPMENT CODE	SAMPLE PUMP FLOW RATE (mL per minute)
	1	PE	1000	ICE		6.03	TDS, NO3, CL	APP	< 400
	1	↓	250	HNO3		<2	METALS	↓	↓
	1	↓	250	H2SO4		<2	NH3		
	2	CG	40	ICE		6.03	9011		
	3	CG	40	HCL		<2	8260		

REMARKS: ORP -10.2 ORP -10.6 ORP -10.5

MATERIAL CODES: **AG** = Amber Glass; **CG** = Clear Glass; **PE** = Polyethylene; **PP** = Polypropylene; **S** = Silicone; **T** = Teflon; **O** = Other (Specify)

SAMPLING EQUIPMENT CODES: **APP** = After Peristaltic Pump; **B** = Bailer; **BP** = Bladder Pump; **ESP** = Electric Submersible Pump; **RFPP** = Reverse Flow Peristaltic Pump; **SM** = Straw Method (Tubing Gravity Drain); **O** = Other (Specify)

NOTES: 1. **The above do not constitute all of the information required by Chapter 62-160, F.A.C.**

2. STABILIZATION CRITERIA FOR RANGE OF VARIATION OF LAST THREE CONSECUTIVE READINGS (SEE FS 2212, SECTION 3)

pH: ± 0.2 units **Temperature:** ± 0.2 °C **Specific Conductance:** ± 5% **Dissolved Oxygen:** all readings ≤ 20% saturation (see Table FS 2200-2); optionally, ± 0.2 mg/L or ± 10% (whichever is greater) **Turbidity:** all readings ≤ 20 NTU; optionally ± 5 NTU or ± 10% (whichever is greater)

Form FD 9000-24

GROUNDWATER SAMPLING LOG

SITE NAME: VOLUSIA COUNTY SOLID WASTE	SITE LOCATION: TOMOKA LF SEMI ANNUAL	
WELL NO: 6	SAMPLE ID: B43-2	DATE: 11-9-16

PURGING DATA

WELL DIAMETER (inches): 2	TUBING DIAMETER (inches): 1/4	WELL SCREEN INTERVAL DEPTH: feet to feet	STATIC DEPTH TO WATER (feet): 5.75	PURGE PUMP TYPE OR BAILER: PP

WELL VOLUME PURGE: 1 WELL VOLUME = (TOTAL WELL DEPTH – STATIC DEPTH TO WATER) X WELL CAPACITY
(only fill out if applicable)
= (14.86 feet – 5.75 feet) X 0.16 gallons/foot = 1.448 gallons

EQUIPMENT VOLUME PURGE: 1 EQUIPMENT VOL. = PUMP VOLUME + (TUBING CAPACITY X TUBING LENGTH) + FLOW CELL VOLUME
(only fill out if applicable)
= gallons + (gallons/foot X feet) + gallons = gallons

INITIAL PUMP OR TUBING DEPTH IN WELL (feet): 8	FINAL PUMP OR TUBING DEPTH IN WELL (feet): 8	PURGING INITIATED AT: 1519	PURGING ENDED AT: 1531	TOTAL VOLUME PURGED (gallons): 2.30

8 min TIME	VOLUME PURGED (gallons)	CUMUL. VOLUME PURGED (gallons)	PURGE RATE (gpm)	DEPTH TO WATER (feet)	pH (standard units)	TEMP. (°C)	COND. (circle units) µmhos/cm or (µS/cm)	DISSOLVED OXYGEN (circle units) (mg/L) or % saturation	TURBIDITY (NTUs)	COLOR (describe)	ODOR (describe)
1527	1.50	1.50	0.20	6.40	6.39	24.0	518	0.52	4.91	YELLOW	SULFUR
1529	0.40	1.90	0.20	6.60	6.37	24.0	513	0.41	4.06	↓	↓
1531	0.40	2.30	0.20	6.75	6.37	24.0	515	0.34	2.59	↓	↓

WELL CAPACITY (Gallons Per Foot): **0.75"** = 0.02; **1"** = 0.04; **1.25"** = 0.06; **2"** = 0.16; **3"** = 0.37; **4"** = 0.65; **5"** = 1.02; **6"** = 1.47; **12"** = 5.88
TUBING INSIDE DIA. CAPACITY (Gal./Ft.): **1/8"** = 0.0006; **3/16"** = 0.0014; **1/4"** = 0.0026; **5/16"** = 0.004; **3/8"** = 0.006; **1/2"** = 0.010; **5/8"** = 0.016

PURGING EQUIPMENT CODES: **B** = Bailer; **BP** = Bladder Pump; **ESP** = Electric Submersible Pump; **PP** = Peristaltic Pump; **O** = Other (Specify)

SAMPLING DATA

SAMPLED BY (PRINT) / AFFILIATION: MARK GILBERT / PACE	SAMPLER(S) SIGNATURE(S):	SAMPLING INITIATED AT: 1531	SAMPLING ENDED AT: 1536
PUMP OR TUBING DEPTH IN WELL (feet): 8	TUBING MATERIAL CODE: PE,S	FIELD-FILTERED: Y (N) Filtration Equipment Type:	FILTER SIZE: ____ µm
FIELD DECONTAMINATION: PUMP Y (N)	TUBING (Y) N (replaced)	DUPLICATE: Y (N)	

SAMPLE CONTAINER SPECIFICATION				SAMPLE PRESERVATION					
SAMPLE ID CODE	# CONTAINERS	MATERIAL CODE	VOLUME	PRESERVATIVE USED	TOTAL VOL ADDED IN FIELD (mL)	FINAL pH	INTENDED ANALYSIS AND/OR METHOD	SAMPLING EQUIPMENT CODE	SAMPLE PUMP FLOW RATE (mL per minute)
	1	PE	1000	ICE		6.37	TDS, NO3, CL	APP	< 400
	1	↓	250	HNO3		<2	METALS	↓	
	1	↓	250	H2SO4		<2	NH3	↓	
	2	CG	40	ICE		6.37	8011	↓	
	3	CG	40	HCL		<2	8260	↓	

REMARKS: ORP 31.2 ORP 39.7 ORP 46.3

MATERIAL CODES: **AG** = Amber Glass; **CG** = Clear Glass; **PE** = Polyethylene; **PP** = Polypropylene; **S** = Silicone; **T** = Teflon; **O** = Other (Specify)

SAMPLING EQUIPMENT CODES: **APP** = After Peristaltic Pump; **B** = Bailer; **BP** = Bladder Pump; **ESP** = Electric Submersible Pump; **RFPP** = Reverse Flow Peristaltic Pump; **SM** = Straw Method (Tubing Gravity Drain); **O** = Other (Specify)

NOTES: 1. The above do not constitute all of the information required by Chapter 62-160, F.A.C.

2. STABILIZATION CRITERIA FOR RANGE OF VARIATION OF LAST THREE CONSECUTIVE READINGS (SEE FS 2212, SECTION 3)

pH: ± 0.2 units **Temperature:** ± 0.2 °C **Specific Conductance:** ± 5% **Dissolved Oxygen:** all readings ≤ 20% saturation (see Table FS 2200-2); optionally, ± 0.2 mg/L or ± 10% (whichever is greater) **Turbidity:** all readings ≤ 20 NTU; optionally ± 5 NTU or ± 10% (whichever is greater)

Pace Analytical Florida Laboratories	Document Name: Sample Condition Upon Receipt Form	Document Revised: August 10, 2016
	Document No: F-FL-C-007-rev. 10	Issuing Authority: Pace Florida Quality Office

Sam **WO#: 35276003**

Project # PM: JSB Due Date: 11/17/16

Project Manager: CLIENT: VOLDPW

Client: AS

Date and Initials of person:
Examining contents: _____
Label: _____
Deliver: AS
pH: _____

Thermometer Used: 269 Date: 11-9-16 Time: 1625 Initials: KP

Samples shorted to lab (If Yes, complete) Shorted Date: _____ Shorted Time: _____ Qty: _____

Cooler #1 Temp.°C	3.9 (Visual)	.2 (Correction Factor)	4.1 (Actual)	☐ Samples on ice, cooling process has begun
Cooler #2 Temp.°C	3.7 (Visual)	.2 (Correction Factor)	3.9 (Actual)	☐ Samples on ice, cooling process has begun
Cooler #3 Temp.°C	_____ (Visual)	_____ (Correction Factor)	_____ (Actual)	☐ Samples on ice, cooling process has begun
Cooler #4 Temp.°C	_____ (Visual)	_____ (Correction Factor)	_____ (Actual)	☐ Samples on ice, cooling process has begun
Cooler #5 Temp.°C	_____ (Visual)	_____ (Correction Factor)	_____ (Actual)	☐ Samples on ice, cooling process has begun
Cooler #6 Temp.°C	_____ (Visual)	_____ (Correction Factor)	_____ (Actual)	☐ Samples on ice, cooling process has begun

Courier: ☐ Fed Ex ☐ UPS ☐ USPS ☐ Client: ☐ Commercial ☑ Pace ☐ Other _____

Shipping Method: ☐ First Overnight ☐ Priority Overnight ☐ Standard Overnight ☐ Ground ☐ Other _____

Billing: ☐ Recipient ☐ Sender ☐ Third Party ☐ Unknown

Tracking # _____

Custody Seal on Cooler/Box Present: ☐ Yes ☑ No Seals Intact: ☐ Yes ☐ No Ice: (Wet) Blue None

Packing Material: ☐ Bubble Wrap ☑ Bubble Bags ☐ None ☑ Other _____

		Comments:
Chain of Custody Present	☑ Yes ☐ No ☐ N/A	
Chain of Custody Filled Out	☑ Yes ☐ No ☐ N/A	
Relinquished Signature & Sampler Name COC	☑ Yes ☐ No ☐ N/A	
Samples Arrived within Hold Time	☑ Yes ☐ No ☐ N/A	
Rush TAT requested on COC	☐ Yes ☐ No ☑ N/A	
Sufficient Volume	☑ Yes ☐ No ☐ N/A	
Correct Containers Used	☑ Yes ☐ No ☐ N/A	
Containers Intact	☑ Yes ☐ No ☐ N/A	
Sample Labels match COC (sample IDs & date/time of collection)	☑ Yes ☐ No ☐ N/A	
All containers needing acid/base preservation have been checked	☑ Yes ☐ No ☐ N/A	
All Containers needing preservation are found to be in compliance with EPA recommendation. Exceptions: VOA, Coliform, TOC, O&G, Carbamates	☑ Yes ☐ No ☐ N/A	Preservation Information Preservative _____ Lot # /Trace # _____ Date _____ Time _____ Initials _____
Headspace in VOA Vials? (>6mm):	☑ Yes ☐ No ☐ N/A	
Trip Blank Present:	☑ Yes ☐ No ☐ N/A	

Client Notification/ Resolution:

Person Contacted: _____ Date/Time: _____

Comments/ Resolution (use back for additional comments): _____

Project Manager Review: _____ Date: _____

Pace Analytical Services, LLC
8 East Tower Circle
Ormond Beach, FL 32174
(386)672-5668

November 23, 2016

Ms. Jennifer Stirk
Volusia County Solid Waste Management
1990 Tomoka Farms Road
Port Orange, FL 32128

RE: Project: Tomoka LF Semi-annual MWs
Pace Project No.: 35276270

Dear Ms. Stirk:
Enclosed are the analytical results for sample(s) received by the laboratory on November 10, 2016. The results relate only to the samples included in this report. Results reported herein conform to the most current, applicable TNI/NELAC standards and the laboratory's Quality Assurance Manual, where applicable, unless otherwise noted in the body of the report.

If you have any questions concerning this report, please feel free to contact me.

Sincerely,

Jeff Baylor
jeff.baylor@pacelabs.com
Project Manager

Enclosures

cc: John Catches, HDR Engineering, Inc.
Handi Wang, Volusia County Solid Waste Man

This report shall not be reproduced, except in full,
without the written consent of Pace Analytical Services, LLC.

Pace Analytical Services, LLC
8 East Tower Circle
Ormond Beach, FL 32174
(386)672-5668

CERTIFICATIONS

Project: Tomoka LF Semi-annual MWs
Pace Project No.: 35276270

Ormond Beach Certification IDs

8 East Tower Circle, Ormond Beach, FL 32174
Alabama Certification #: 41320
Connecticut Certification #: PH-0216
Delaware Certification: FL NELAC Reciprocity
Florida Certification #: E83079
Georgia Certification #: 955
Guam Certification: FL NELAC Reciprocity
Hawaii Certification: FL NELAC Reciprocity
Illinois Certification #: 200068
Indiana Certification: FL NELAC Reciprocity
Kansas Certification #: E-10383
Louisiana Certification #: FL NELAC Reciprocity
Louisiana Environmental Certificate #: 05007
Maryland Certification: #346
Michigan Certification #: 9911
Mississippi Certification: FL NELAC Reciprocity
Missouri Certification #: 236
Montana Certification #: Cert 0074
Nebraska Certification: NE-OS-28-14
Nevada Certification: FL NELAC Reciprocity
New York Certification #: 11608
North Carolina Environmental Certificate #: 667
North Carolina Certification #: 12710
Oklahoma Certification #: D9947
Pennsylvania Certification #: 68-00547
Puerto Rico Certification #: FL01264
South Carolina Certification: #96042001
Tennessee Certification #: TN02974
Texas Certification: FL NELAC Reciprocity
US Virgin Islands Certification: FL NELAC Reciprocity
Virginia Environmental Certification #: 460165
Wyoming Certification: FL NELAC Reciprocity
West Virginia Certification #: 9962C
Wisconsin Certification #: 399079670
Wyoming (EPA Region 8): FL NELAC Reciprocity

This report shall not be reproduced, except in full,
without the written consent of Pace Analytical Services, LLC.

Pace Analytical Services, LLC
8 East Tower Circle
Ormond Beach, FL 32174
(386)672-5668

SAMPLE SUMMARY

Project: Tomoka LF Semi-annual MWs
Pace Project No.: 35276270

Lab ID	Sample ID	Matrix	Date Collected	Date Received
35276270001	**EQ Blank 11/10/16**	Water	11/10/16 09:15	11/10/16 15:40
35276270002	**B5**	Water	11/10/16 09:55	11/10/16 15:40
35276270003	**B5 Dup**	Water	11/10/16 09:55	11/10/16 15:40
35276270004	**B2**	Water	11/10/16 10:41	11/10/16 15:40
35276270005	**B11**	Water	11/10/16 11:17	11/10/16 15:40
35276270006	**B33-2**	Water	11/10/16 12:00	11/10/16 15:40
35276270007	**B33-1**	Water	11/10/16 13:06	11/10/16 15:40
35276270008	**B68**	Water	11/10/16 14:35	11/10/16 15:40
35276270009	**B70-2**	Water	11/10/16 09:41	11/10/16 15:40
35276270010	**B71**	Water	11/10/16 10:16	11/10/16 15:40
35276270011	**B70-1**	Water	11/10/16 11:09	11/10/16 15:40
35276270012	**B72**	Water	11/10/16 11:47	11/10/16 15:40
35276270013	**B73-2**	Water	11/10/16 12:59	11/10/16 15:40
35276270014	**TRIP BLANK 11/10/16**	Water	11/10/16 00:01	11/10/16 15:40

This report shall not be reproduced, except in full,
without the written consent of Pace Analytical Services, LLC.

Pace Analytical Services, LLC
8 East Tower Circle
Ormond Beach, FL 32174
(386)672-5668

SAMPLE ANALYTE COUNT

Project: Tomoka LF Semi-annual MWs
Pace Project No.: 35276270

Lab ID	Sample ID	Method	Analysts	Analytes Reported	Laboratory
35276270001	**EQ Blank 11/10/16**	EPA 8011	SMH	2	PASI-O
		EPA 6010	CKJ	15	PASI-O
		EPA 6020	DRS	2	PASI-O
		EPA 7470	CKJ	1	PASI-O
		EPA 8260	SK1	48	PASI-O
		SM 2540C	ALD	1	PASI-O
		EPA 300.0	CMB	1	PASI-O
		EPA 350.1	CMD	1	PASI-O
		EPA 353.2	JWH	1	PASI-O
35276270002	**B5**	EPA 8011	SMH	2	PASI-O
		EPA 6010	CKJ	15	PASI-O
		EPA 6020	DRS	2	PASI-O
		EPA 7470	CKJ	1	PASI-O
		EPA 8260	SK1	48	PASI-O
		SM 2540C	TDH	1	PASI-O
		EPA 300.0	CMB	1	PASI-O
		EPA 350.1	CMD	1	PASI-O
		EPA 353.2	JWH	1	PASI-O
35276270003	**B5 Dup**	EPA 8011	SMH	2	PASI-O
		EPA 6010	CKJ	15	PASI-O
		EPA 6020	DRS	2	PASI-O
		EPA 7470	CKJ	1	PASI-O
		EPA 8260	SK1	48	PASI-O
		SM 2540C	TDH	1	PASI-O
		EPA 300.0	CMB	1	PASI-O
		EPA 350.1	CMD	1	PASI-O
		EPA 353.2	JWH	1	PASI-O
35276270004	**B2**	EPA 8011	SMH	2	PASI-O
		EPA 6010	CKJ	15	PASI-O
		EPA 6020	DRS	2	PASI-O
		EPA 7470	CKJ	1	PASI-O
		EPA 8260	SK1	48	PASI-O
		SM 2540C	TDH	1	PASI-O
		EPA 300.0	CMB	1	PASI-O
		EPA 350.1	CMD	1	PASI-O
		EPA 353.2	JWH	1	PASI-O
35276270005	**B11**	EPA 8011	SMH	2	PASI-O

This report shall not be reproduced, except in full,
without the written consent of Pace Analytical Services, LLC.

Pace Analytical Services, LLC
8 East Tower Circle
Ormond Beach, FL 32174
(386)672-5668

SAMPLE ANALYTE COUNT

Project: Tomoka LF Semi-annual MWs
Pace Project No.: 35276270

Lab ID	Sample ID	Method	Analysts	Analytes Reported	Laboratory
		EPA 6010	CKJ	15	PASI-O
		EPA 6020	DRS	2	PASI-O
		EPA 7470	CKJ	1	PASI-O
		EPA 8260	SK1	48	PASI-O
		SM 2540C	TDH	1	PASI-O
		EPA 300.0	CMB	1	PASI-O
		EPA 350.1	CMD	1	PASI-O
		EPA 353.2	JWH	1	PASI-O
35276270006	**B33-2**	EPA 8011	SMH	2	PASI-O
		EPA 6010	CKJ	15	PASI-O
		EPA 6020	DRS	2	PASI-O
		EPA 7470	CKJ	1	PASI-O
		EPA 8260	SK1	48	PASI-O
		SM 2540C	TDH	1	PASI-O
		EPA 300.0	CMB	1	PASI-O
		EPA 350.1	CMD	1	PASI-O
		EPA 353.2	JWH	1	PASI-O
35276270007	**B33-1**	EPA 8011	IRL	2	PASI-O
		EPA 6010	CKJ	15	PASI-O
		EPA 6020	DRS	2	PASI-O
		EPA 7470	CKJ	1	PASI-O
		EPA 8260	SK1	48	PASI-O
		SM 2540C	TDH	1	PASI-O
		EPA 300.0	KEK	1	PASI-O
		EPA 350.1	CMD	1	PASI-O
		EPA 353.2	JWH	1	PASI-O
35276270008	**B68**	EPA 8011	IRL	2	PASI-O
		EPA 6010	CKJ	15	PASI-O
		EPA 6020	DRS	2	PASI-O
		EPA 7470	CKJ	1	PASI-O
		EPA 8260	SK1	48	PASI-O
		SM 2540C	TDH	1	PASI-O
		EPA 300.0	CMB	1	PASI-O
		EPA 350.1	CMD	1	PASI-O
		EPA 353.2	JAM	1	PASI-O
35276270009	**B70-2**	EPA 8011	IRL	2	PASI-O
		EPA 6010	CKJ	15	PASI-O

This report shall not be reproduced, except in full,
without the written consent of Pace Analytical Services, LLC.

Pace Analytical Services, LLC
8 East Tower Circle
Ormond Beach, FL 32174
(386)672-5668

SAMPLE ANALYTE COUNT

Project: Tomoka LF Semi-annual MWs
Pace Project No.: 35276270

Lab ID	Sample ID	Method	Analysts	Analytes Reported	Laboratory
		EPA 6020	DRS	2	PASI-O
		EPA 7470	CKJ	1	PASI-O
		EPA 8260	SK1	48	PASI-O
		SM 2540C	TDH	1	PASI-O
		EPA 300.0	CMB	1	PASI-O
		EPA 350.1	CMD	1	PASI-O
		EPA 353.2	JAM	1	PASI-O
35276270010	**B71**	EPA 8011	IRL	2	PASI-O
		EPA 6010	CKJ	15	PASI-O
		EPA 6020	DRS	2	PASI-O
		EPA 7470	CKJ	1	PASI-O
		EPA 8260	SK1	48	PASI-O
		SM 2540C	TDH	1	PASI-O
		EPA 300.0	CMB	1	PASI-O
		EPA 350.1	CMD	1	PASI-O
		EPA 353.2	JAM	1	PASI-O
35276270011	**B70-1**	EPA 8011	IRL	2	PASI-O
		EPA 6010	CKJ	15	PASI-O
		EPA 6020	DRS	2	PASI-O
		EPA 7470	CKJ	1	PASI-O
		EPA 8260	SK1	48	PASI-O
		SM 2540C	TDH	1	PASI-O
		EPA 300.0	CMB	1	PASI-O
		EPA 350.1	CMD	1	PASI-O
		EPA 353.2	JAM	1	PASI-O
35276270012	**B72**	EPA 8011	IRL	2	PASI-O
		EPA 6010	CKJ	15	PASI-O
		EPA 6020	DRS	2	PASI-O
		EPA 7470	CKJ	1	PASI-O
		EPA 8260	SK1	48	PASI-O
		SM 2540C	TDH	1	PASI-O
		EPA 300.0	CMB	1	PASI-O
		EPA 350.1	CMD	1	PASI-O
		EPA 353.2	JAM	1	PASI-O
35276270013	**B73-2**	EPA 8011	IRL	2	PASI-O
		EPA 6010	CKJ	15	PASI-O
		EPA 6020	DRS	2	PASI-O

This report shall not be reproduced, except in full,
without the written consent of Pace Analytical Services, LLC.

Pace Analytical Services, LLC
8 East Tower Circle
Ormond Beach, FL 32174
(386)672-5668

SAMPLE ANALYTE COUNT

Project: Tomoka LF Semi-annual MWs
Pace Project No.: 35276270

Lab ID	Sample ID	Method	Analysts	Analytes Reported	Laboratory
		EPA 7470	CKJ	1	PASI-O
		EPA 8260	SK1	48	PASI-O
		SM 2540C	TDH	1	PASI-O
		EPA 300.0	CMB	1	PASI-O
		EPA 350.1	CMD	1	PASI-O
		EPA 353.2	JAM	1	PASI-O
35276270014	**TRIP BLANK 11/10/16**	EPA 8260	SK1	50	PASI-O

This report shall not be reproduced, except in full,
without the written consent of Pace Analytical Services, LLC.

Pace Analytical Services, LLC
8 East Tower Circle
Ormond Beach, FL 32174
(386)672-5668

SUMMARY OF DETECTION

Project: Tomoka LF Semi-annual MWs
Pace Project No.: 35276270

Lab Sample ID / Method	Client Sample ID / Parameters	Result	Units	Report Limit	Analyzed	Qualifiers
35276270001	**EQ Blank 11/10/16**					
EPA 353.2	Nitrogen, Nitrate	0.054	mg/L	0.040	11/11/16 14:10	
35276270002	**B5**					
	Field pH	6.59	Std. Units		11/10/16 09:55	
	Field Temperature	24.5	deg C		11/10/16 09:55	
	Appearance	Color: yellow, Sheen: none			11/10/16 09:55	
	Field Specific Conductance	799	umhos/cm		11/10/16 09:55	
	Oxygen, Dissolved	0.07	mg/L		11/10/16 09:55	
	REDOX	79.9	mV		11/10/16 09:55	
	Turbidity	1.00	NTU		11/10/16 09:55	
	Water Level(NGVD)	28.34	feet		11/10/16 09:55	
EPA 6010	Barium	89.7	ug/L	10.0	11/23/16 00:33	
EPA 6010	Iron	16600	ug/L	40.0	11/23/16 00:33	
EPA 6010	Sodium	33.7	mg/L	1.0	11/22/16 04:20	
EPA 7470	Mercury	3.9	ug/L	0.20	11/18/16 13:50	
SM 2540C	Total Dissolved Solids	471	mg/L	5.0	11/15/16 17:55	
EPA 300.0	Chloride	23.0	mg/L	5.0	11/12/16 19:33	
EPA 350.1	Nitrogen, Ammonia	0.82	mg/L	0.050	11/17/16 13:22	
EPA 353.2	Nitrogen, Nitrate	0.018 I	mg/L	0.040	11/11/16 14:12	
35276270003	**B5 Dup**					
	Field pH	6.59	Std. Units		11/10/16 09:55	
	Field Temperature	24.5	deg C		11/10/16 09:55	
	Appearance	Color: yellow, Sheen: none			11/10/16 09:55	
	Field Specific Conductance	799	umhos/cm		11/10/16 09:55	
	Oxygen, Dissolved	0.07	mg/L		11/10/16 09:55	
	REDOX	79.9	mV		11/10/16 09:55	
	Turbidity	1.00	NTU		11/10/16 09:55	
	Water Level(NGVD)	28.34	feet		11/10/16 09:55	
EPA 6010	Barium	93.2	ug/L	10.0	11/23/16 00:37	
EPA 6010	Iron	17200	ug/L	40.0	11/23/16 00:37	
EPA 6010	Sodium	33.4	mg/L	1.0	11/22/16 04:24	
EPA 8260	Vinyl chloride	0.51 I	ug/L	1.0	11/17/16 17:40	
SM 2540C	Total Dissolved Solids	495	mg/L	5.0	11/15/16 17:55	
EPA 300.0	Chloride	23.4	mg/L	5.0	11/12/16 19:55	
EPA 350.1	Nitrogen, Ammonia	0.79	mg/L	0.050	11/17/16 13:55	
EPA 353.2	Nitrogen, Nitrate	0.018 I	mg/L	0.040	11/11/16 14:14	
35276270004	**B2**					
	Field pH	5.72	Std. Units		11/10/16 10:41	
	Field Temperature	25.8	deg C		11/10/16 10:41	

This report shall not be reproduced, except in full,
without the written consent of Pace Analytical Services, LLC.

Pace Analytical Services, LLC
8 East Tower Circle
Ormond Beach, FL 32174
(386)672-5668

SUMMARY OF DETECTION

Project: Tomoka LF Semi-annual MWs
Pace Project No.: 35276270

Lab Sample ID / Method	Client Sample ID / Parameters	Result	Units	Report Limit	Analyzed	Qualifiers
35276270004	**B2**					
	Appearance	Color: yellow, Sheen: none			11/10/16 10:41	
	Field Specific Conductance	1009	umhos/cm		11/10/16 10:41	
	Oxygen, Dissolved	0.05	mg/L		11/10/16 10:41	
	REDOX	-17.3	mV		11/10/16 10:41	
	Turbidity	4.07	NTU		11/10/16 10:41	
	Water Level(NGVD)	28.13	feet		11/10/16 10:41	
EPA 6010	Barium	116	ug/L	10.0	11/23/16 00:41	
EPA 6010	Beryllium	1.1	ug/L	1.0	11/23/16 00:41	
EPA 6010	Chromium	3.9 I	ug/L	5.0	11/23/16 00:41	
EPA 6010	Iron	18700	ug/L	40.0	11/23/16 00:41	
EPA 6010	Nickel	2.9 I	ug/L	5.0	11/23/16 00:41	
EPA 6010	Sodium	29.6	mg/L	1.0	11/22/16 04:28	
EPA 6010	Vanadium	16.3	ug/L	10.0	11/23/16 00:41	
EPA 7470	Mercury	0.10 I	ug/L	0.20	11/18/16 13:55	
SM 2540C	Total Dissolved Solids	698	mg/L	5.0	11/15/16 17:55	
EPA 300.0	Chloride	34.6	mg/L	10.0	11/12/16 20:18	
EPA 350.1	Nitrogen, Ammonia	5.5	mg/L	0.050	11/17/16 13:59	
EPA 353.2	Nitrogen, Nitrate	0.022 I	mg/L	0.040	11/11/16 14:15	
35276270005	**B11**					
	Field pH	5.26	Std. Units		11/10/16 11:17	
	Field Temperature	26.9	deg C		11/10/16 11:17	
	Appearance	Color: yellow, Sheen: none			11/10/16 11:17	
	Field Specific Conductance	214	umhos/cm		11/10/16 11:17	
	Oxygen, Dissolved	0.09	mg/L		11/10/16 11:17	
	REDOX	34.5	mV		11/10/16 11:17	
	Turbidity	0.05	NTU		11/10/16 11:17	
	Water Level(NGVD)	27.75	feet		11/10/16 11:17	
EPA 6010	Barium	63.1	ug/L	10.0	11/21/16 10:56	
EPA 6010	Beryllium	0.71 I	ug/L	1.0	11/21/16 10:56	
EPA 6010	Chromium	3.6 I	ug/L	5.0	11/21/16 10:56	
EPA 6010	Iron	3450	ug/L	40.0	11/21/16 10:56	
EPA 6010	Sodium	11.1	mg/L	1.0	11/21/16 10:56	
EPA 6010	Vanadium	16.6	ug/L	10.0	11/21/16 10:56	
SM 2540C	Total Dissolved Solids	164	mg/L	5.0	11/15/16 17:56	
EPA 300.0	Chloride	16.6	mg/L	5.0	11/12/16 20:40	
EPA 350.1	Nitrogen, Ammonia	0.84	mg/L	0.050	11/17/16 14:01	
EPA 353.2	Nitrogen, Nitrate	0.020 I	mg/L	0.040	11/11/16 14:17	
35276270006	**B33-2**					
	Field pH	6.84	Std. Units		11/10/16 12:00	
	Field Temperature	25.2	deg C		11/10/16 12:00	

REPORT OF LABORATORY ANALYSIS

This report shall not be reproduced, except in full,
without the written consent of Pace Analytical Services, LLC.

Pace Analytical Services, LLC
8 East Tower Circle
Ormond Beach, FL 32174
(386)672-5668

SUMMARY OF DETECTION

Project: Tomoka LF Semi-annual MWs
Pace Project No.: 35276270

Lab Sample ID / Method	Client Sample ID / Parameters	Result	Units	Report Limit	Analyzed	Qualifiers
35276270006	**B33-2**					
	Appearance	Color: yellow Sheen: none			11/10/16 12:00	
	Field Specific Conductance	1135	umhos/cm		11/10/16 12:00	
	Oxygen, Dissolved	1.10	mg/L		11/10/16 12:00	
	REDOX	38.8	mV		11/10/16 12:00	
	Turbidity	16.90	NTU		11/10/16 12:00	
	Water Level(NGVD)	27.52	feet		11/10/16 12:00	
EPA 6010	Barium	72.1	ug/L	10.0	11/21/16 11:00	
EPA 6010	Chromium	6.1	ug/L	5.0	11/21/16 11:00	
EPA 6010	Copper	5.1	ug/L	5.0	11/21/16 11:00	
EPA 6010	Iron	1120	ug/L	40.0	11/21/16 11:00	
EPA 6010	Nickel	3.9 I	ug/L	5.0	11/21/16 11:00	
EPA 6010	Selenium	7.9 I	ug/L	15.0	11/21/16 11:00	
EPA 6010	Sodium	127	mg/L	1.0	11/21/16 11:00	
EPA 6010	Vanadium	14.4	ug/L	10.0	11/21/16 11:00	
EPA 6020	Antimony	2.7	ug/L	1.0	11/18/16 18:54	
EPA 7470	Mercury	0.10 I	ug/L	0.20	11/18/16 13:59	
SM 2540C	Total Dissolved Solids	764	mg/L	10.0	11/15/16 17:57	
EPA 300.0	Chloride	55.3	mg/L	25.0	11/12/16 21:03	
EPA 353.2	Nitrogen, Nitrate	0.092	mg/L	0.040	11/11/16 14:22	
35276270007	**B33-1**					
	Field pH	6.24	Std. Units		11/10/16 13:06	
	Field Temperature	24.1	deg C		11/10/16 13:06	
	Appearance	Color: yellow, Sheen: none			11/10/16 13:06	
	Field Specific Conductance	787	umhos/cm		11/10/16 13:06	
	Oxygen, Dissolved	0.09	mg/L		11/10/16 13:06	
	REDOX	-69.3	mV		11/10/16 13:06	
	Turbidity	1.15	NTU		11/10/16 13:06	
	Water Level(NGVD)	26.94	feet		11/10/16 13:06	
EPA 6010	Barium	60.3	ug/L	10.0	11/21/16 11:04	
EPA 6010	Iron	13100	ug/L	40.0	11/21/16 11:04	
EPA 6010	Sodium	71.7	mg/L	1.0	11/21/16 11:04	
SM 2540C	Total Dissolved Solids	522	mg/L	5.0	11/15/16 17:58	
EPA 300.0	Chloride	101	mg/L	10.0	11/13/16 21:48	
EPA 350.1	Nitrogen, Ammonia	0.28	mg/L	0.050	11/17/16 14:04	
35276270008	**B68**					
	Field pH	5.89	Std. Units		11/10/16 14:35	
	Field Temperature	25.0	deg C		11/10/16 14:35	
	Appearance	Color: yellow, Sheen: none			11/10/16 14:35	
	Field Specific Conductance	1110	umhos/cm		11/10/16 14:35	

This report shall not be reproduced, except in full,
without the written consent of Pace Analytical Services, LLC.

Pace Analytical Services, LLC
8 East Tower Circle
Ormond Beach, FL 32174
(386)672-5668

SUMMARY OF DETECTION

Project: Tomoka LF Semi-annual MWs
Pace Project No.: 35276270

Lab Sample ID / Method	Client Sample ID / Parameters	Result	Units	Report Limit	Analyzed	Qualifiers
35276270008	**B68**					
	Oxygen, Dissolved	0.08	mg/L		11/10/16 14:35	
	REDOX	-21.9	mV		11/10/16 14:35	
	Turbidity	0.34	NTU		11/10/16 14:35	
	Water Level(NGVD)	26.28	feet		11/10/16 14:35	
EPA 6010	Barium	204	ug/L	10.0	11/21/16 11:08	
EPA 6010	Iron	36100	ug/L	40.0	11/21/16 11:08	
EPA 6010	Sodium	32.7	mg/L	1.0	11/21/16 11:08	
EPA 7470	Mercury	0.10 I	ug/L	0.20	11/18/16 14:03	
SM 2540C	Total Dissolved Solids	718	mg/L	10.0	11/15/16 17:58	
EPA 300.0	Chloride	31.7	mg/L	25.0	11/12/16 21:47	
EPA 350.1	Nitrogen, Ammonia	2.3	mg/L	0.050	11/17/16 14:06	
EPA 353.2	Nitrogen, Nitrate	0.060 I	mg/L	0.12	11/11/16 18:23	
35276270009	**B70-2**					
	Field pH	6.11	Std. Units		11/10/16 09:41	
	Field Temperature	25.09	deg C		11/10/16 09:41	
	Appearance	Color: yellow, Sheen: none			11/10/16 09:41	
	Field Specific Conductance	452	umhos/cm		11/10/16 09:41	
	Oxygen, Dissolved	0.29	mg/L		11/10/16 09:41	
	REDOX	67.3	mV		11/10/16 09:41	
	Turbidity	5.62	NTU		11/10/16 09:41	
	Water Level(NGVD)	23.41	feet		11/10/16 09:41	
EPA 6010	Barium	53.7	ug/L	10.0	11/20/16 15:37	
EPA 6010	Iron	1420	ug/L	40.0	11/20/16 15:37	
EPA 6010	Sodium	24.1	mg/L	1.0	11/20/16 15:37	
SM 2540C	Total Dissolved Solids	261	mg/L	5.0	11/15/16 17:58	
EPA 300.0	Chloride	28.8	mg/L	5.0	11/13/16 01:17	
EPA 350.1	Nitrogen, Ammonia	0.034 I	mg/L	0.050	11/17/16 14:10	
EPA 353.2	Nitrogen, Nitrate	0.37	mg/L	0.040	11/11/16 16:42	
35276270010	**B71**					
	Field pH	5.99	Std. Units		11/10/16 10:16	
	Field Temperature	25.27	deg C		11/10/16 10:16	
	Appearance	Color: yellow, Sheen: none			11/10/16 10:16	
	Field Specific Conductance	324	umhos/cm		11/10/16 10:16	
	Oxygen, Dissolved	0.38	mg/L		11/10/16 10:16	
	REDOX	-89.8	mV		11/10/16 10:16	
	Turbidity	1.23	NTU		11/10/16 10:16	
	Water Level(NGVD)	23.70	feet		11/10/16 10:16	
EPA 6010	Barium	19.3	ug/L	10.0	11/20/16 16:02	
EPA 6010	Iron	526	ug/L	40.0	11/20/16 16:02	
EPA 6010	Sodium	4.2	mg/L	1.0	11/20/16 16:02	
EPA 6010	Vanadium	5.3 I	ug/L	10.0	11/20/16 16:02	

This report shall not be reproduced, except in full,
without the written consent of Pace Analytical Services, LLC.

Pace Analytical Services, LLC
8 East Tower Circle
Ormond Beach, FL 32174
(386)672-5668

SUMMARY OF DETECTION

Project: Tomoka LF Semi-annual MWs
Pace Project No.: 35276270

Lab Sample ID / Method	Client Sample ID / Parameters	Result	Units	Report Limit	Analyzed	Qualifiers
35276270010	**B71**					
EPA 6010	Zinc	13.4 I	ug/L	20.0	11/20/16 16:02	
SM 2540C	Total Dissolved Solids	185	mg/L	5.0	11/15/16 17:58	
EPA 300.0	Chloride	5.4	mg/L	5.0	11/13/16 01:38	
EPA 353.2	Nitrogen, Nitrate	0.026 I	mg/L	0.040	11/11/16 16:43	
35276270011	**B70-1**					
	Field pH	5.38	Std. Units		11/10/16 11:09	
	Field Temperature	24.52	deg C		11/10/16 11:09	
	Appearance	Color: none, Sheen: none			11/10/16 11:09	
	Field Specific Conductance	321	umhos/cm		11/10/16 11:09	
	Oxygen, Dissolved	0.09	mg/L		11/10/16 11:09	
	REDOX	26.1	mV		11/10/16 11:09	
	Turbidity	0.41	NTU		11/10/16 11:09	
	Water Level(NGVD)	23.03	feet		11/10/16 11:09	
EPA 6010	Barium	40.0	ug/L	10.0	11/20/16 16:06	
EPA 6010	Iron	6150	ug/L	40.0	11/20/16 16:06	
EPA 6010	Sodium	27.6	mg/L	1.0	11/20/16 16:06	
SM 2540C	Total Dissolved Solids	194	mg/L	5.0	11/15/16 17:58	
EPA 300.0	Chloride	36.4	mg/L	5.0	11/13/16 02:00	
EPA 350.1	Nitrogen, Ammonia	0.038 I	mg/L	0.050	11/17/16 14:29	
EPA 353.2	Nitrogen, Nitrate	0.019 I	mg/L	0.040	11/11/16 16:44	
35276270012	**B72**					
	Field pH	6.63	Std. Units		11/10/16 11:47	
	Field Temperature	26.41	deg C		11/10/16 11:47	
	Appearance	Color: yellow, Sheen: none			11/10/16 11:47	
	Field Specific Conductance	530	umhos/cm		11/10/16 11:47	
	Oxygen, Dissolved	0.90	mg/L		11/10/16 11:47	
	REDOX	107.9	mV		11/10/16 11:47	
	Turbidity	1.50	NTU		11/10/16 11:47	
	Water Level(NGVD)	23.08	feet		11/10/16 11:47	
EPA 6010	Barium	30.9	ug/L	10.0	11/20/16 16:10	
EPA 6010	Iron	64.8	ug/L	40.0	11/20/16 16:10	
EPA 6010	Sodium	4.1	mg/L	1.0	11/20/16 16:10	
EPA 6010	Vanadium	5.5 I	ug/L	10.0	11/20/16 16:10	
EPA 6010	Zinc	35.8	ug/L	20.0	11/20/16 16:10	
SM 2540C	Total Dissolved Solids	280	mg/L	5.0	11/15/16 17:59	
EPA 300.0	Chloride	3.6 I	mg/L	5.0	11/13/16 02:21	
EPA 353.2	Nitrogen, Nitrate	0.060	mg/L	0.040	11/11/16 16:46	
35276270013	**B73-2**					
	Field pH	6.44	Std. Units		11/10/16 12:59	
	Field Temperature	25.52	deg C		11/10/16 12:59	

REPORT OF LABORATORY ANALYSIS

This report shall not be reproduced, except in full,
without the written consent of Pace Analytical Services, LLC.

Pace Analytical Services, LLC
8 East Tower Circle
Ormond Beach, FL 32174
(386)672-5668

SUMMARY OF DETECTION

Project: Tomoka LF Semi-annual MWs
Pace Project No.: 35276270

Lab Sample ID / Method	Client Sample ID / Parameters	Result	Units	Report Limit	Analyzed	Qualifiers
35276270013	**B73-2**					
	Appearance	Color: yellow, Sheen: none			11/10/16 12:59	
	Field Specific Conductance	317	umhos/cm		11/10/16 12:59	
	Oxygen, Dissolved	3.01	mg/L		11/10/16 12:59	
	REDOX	65.1	mV		11/10/16 12:59	
	Turbidity	1.99	NTU		11/10/16 12:59	
	Water Level(NGVD)	23.02	feet		11/10/16 12:59	
EPA 6010	Arsenic	6.7 I	ug/L	10.0	11/20/16 16:14	
EPA 6010	Barium	32.8	ug/L	10.0	11/20/16 16:14	
EPA 6010	Iron	854	ug/L	40.0	11/20/16 16:14	
EPA 6010	Sodium	5.0	mg/L	1.0	11/20/16 16:14	
EPA 6010	Zinc	10.8 I	ug/L	20.0	11/20/16 16:14	
EPA 7470	Mercury	0.10 I	ug/L	0.20	11/18/16 14:18	
SM 2540C	Total Dissolved Solids	201	mg/L	5.0	11/15/16 17:59	
EPA 300.0	Chloride	5.5	mg/L	5.0	11/13/16 02:42	
EPA 353.2	Nitrogen, Nitrate	0.092	mg/L	0.040	11/11/16 16:47	

This report shall not be reproduced, except in full,
without the written consent of Pace Analytical Services, LLC.

Pace Analytical Services, LLC
8 East Tower Circle
Ormond Beach, FL 32174
(386)672-5668

PROJECT NARRATIVE

Project: Tomoka LF Semi-annual MWs
Pace Project No.: 35276270

Date: November 23, 2016

The TDS was re-run past the recommended holding time for the sample ID EQ Blank. The sample was originally run in hold but the result appeared to be biased high so it was re-run. The re-run did not confirm the original result.

This report shall not be reproduced, except in full,
without the written consent of Pace Analytical Services, LLC.

Pace Analytical Services, LLC
8 East Tower Circle
Ormond Beach, FL 32174
(386)672-5668

ANALYTICAL RESULTS

Project: Tomoka LF Semi-annual MWs
Pace Project No.: 35276270

Sample: EQ Blank 11/10/16 **Lab ID: 35276270001** Collected: 11/10/16 09:15 Received: 11/10/16 15:40 Matrix: Water

Parameters	Results	Units	PQL	MDL	DF	Prepared	Analyzed	CAS No.	Qual
8011 GCS EDB and DBCP	Analytical Method: EPA 8011 Preparation Method: EPA 8011								
1,2-Dibromo-3-chloropropane	**0.0047 U**	ug/L	0.019	0.0047	1	11/14/16 11:35	11/15/16 03:06	96-12-8	
1,2-Dibromoethane (EDB)	**0.0072 U**	ug/L	0.0096	0.0072	1	11/14/16 11:35	11/15/16 03:06	106-93-4	
6010 MET ICP	Analytical Method: EPA 6010 Preparation Method: EPA 3010								
Arsenic	**5.0 U**	ug/L	10.0	5.0	1	11/17/16 08:37	11/17/16 22:50	7440-38-2	
Barium	**5.0 U**	ug/L	10.0	5.0	1	11/17/16 08:37	11/17/16 22:50	7440-39-3	
Beryllium	**0.50 U**	ug/L	1.0	0.50	1	11/17/16 08:37	11/17/16 22:50	7440-41-7	
Cadmium	**0.50 U**	ug/L	1.0	0.50	1	11/17/16 08:37	11/17/16 22:50	7440-43-9	
Chromium	**2.5 U**	ug/L	5.0	2.5	1	11/17/16 08:37	11/17/16 22:50	7440-47-3	
Cobalt	**5.0 U**	ug/L	10.0	5.0	1	11/17/16 08:37	11/17/16 22:50	7440-48-4	
Copper	**2.5 U**	ug/L	5.0	2.5	1	11/17/16 08:37	11/17/16 22:50	7440-50-8	
Iron	**20.0 U**	ug/L	40.0	20.0	1	11/17/16 08:37	11/17/16 22:50	7439-89-6	
Lead	**5.0 U**	ug/L	10.0	5.0	1	11/17/16 08:37	11/17/16 22:50	7439-92-1	
Nickel	**2.5 U**	ug/L	5.0	2.5	1	11/17/16 08:37	11/17/16 22:50	7440-02-0	
Selenium	**7.5 U**	ug/L	15.0	7.5	1	11/17/16 08:37	11/17/16 22:50	7782-49-2	
Silver	**2.5 U**	ug/L	5.0	2.5	1	11/17/16 08:37	11/17/16 22:50	7440-22-4	
Sodium	**0.50 U**	mg/L	1.0	0.50	1	11/17/16 08:37	11/17/16 22:50	7440-23-5	
Vanadium	**5.0 U**	ug/L	10.0	5.0	1	11/17/16 08:37	11/17/16 22:50	7440-62-2	
Zinc	**10.0 U**	ug/L	20.0	10.0	1	11/17/16 08:37	11/17/16 22:50	7440-66-6	
6020 MET ICPMS	Analytical Method: EPA 6020 Preparation Method: EPA 3010								
Antimony	**0.50 U**	ug/L	1.0	0.50	1	11/18/16 05:55	11/19/16 19:22	7440-36-0	
Thallium	**0.50 U**	ug/L	1.0	0.50	1	11/18/16 05:55	11/19/16 19:22	7440-28-0	
7470 Mercury	Analytical Method: EPA 7470 Preparation Method: EPA 7470								
Mercury	**0.10 U**	ug/L	0.20	0.10	1	11/18/16 05:45	11/18/16 13:46	7439-97-6	
8260 MSV	Analytical Method: EPA 8260								
Acetone	**10.0 U**	ug/L	20.0	10.0	1		11/17/16 15:58	67-64-1	
Acrylonitrile	**5.0 U**	ug/L	10.0	5.0	1		11/17/16 15:58	107-13-1	
Benzene	**0.10 U**	ug/L	1.0	0.10	1		11/17/16 15:58	71-43-2	
Bromochloromethane	**0.50 U**	ug/L	1.0	0.50	1		11/17/16 15:58	74-97-5	
Bromodichloromethane	**0.27 U**	ug/L	0.60	0.27	1		11/17/16 15:58	75-27-4	
Bromoform	**0.50 U**	ug/L	1.0	0.50	1		11/17/16 15:58	75-25-2	
Bromomethane	**0.50 U**	ug/L	5.0	0.50	1		11/17/16 15:58	74-83-9	
2-Butanone (MEK)	**5.0 U**	ug/L	10.0	5.0	1		11/17/16 15:58	78-93-3	
Carbon disulfide	**5.0 U**	ug/L	10.0	5.0	1		11/17/16 15:58	75-15-0	
Carbon tetrachloride	**0.50 U**	ug/L	1.0	0.50	1		11/17/16 15:58	56-23-5	
Chlorobenzene	**0.50 U**	ug/L	1.0	0.50	1		11/17/16 15:58	108-90-7	
Chloroethane	**0.50 U**	ug/L	10.0	0.50	1		11/17/16 15:58	75-00-3	
Chloroform	**0.50 U**	ug/L	1.0	0.50	1		11/17/16 15:58	67-66-3	
Chloromethane	**0.62 U**	ug/L	1.0	0.62	1		11/17/16 15:58	74-87-3	
Dibromochloromethane	**0.26 U**	ug/L	0.50	0.26	1		11/17/16 15:58	124-48-1	
Dibromomethane	**0.50 U**	ug/L	1.0	0.50	1		11/17/16 15:58	74-95-3	
1,2-Dichlorobenzene	**0.50 U**	ug/L	1.0	0.50	1		11/17/16 15:58	95-50-1	

REPORT OF LABORATORY ANALYSIS

This report shall not be reproduced, except in full,
without the written consent of Pace Analytical Services, LLC.

Pace Analytical Services, LLC
8 East Tower Circle
Ormond Beach, FL 32174
(386)672-5668

ANALYTICAL RESULTS

Project: Tomoka LF Semi-annual MWs
Pace Project No.: 35276270

Sample: EQ Blank 11/10/16 **Lab ID: 35276270001** Collected: 11/10/16 09:15 Received: 11/10/16 15:40 Matrix: Water

Parameters	Results	Units	PQL	MDL	DF	Prepared	Analyzed	CAS No.	Qual
8260 MSV	Analytical Method: EPA 8260								
1,4-Dichlorobenzene	**0.50 U**	ug/L	1.0	0.50	1		11/17/16 15:58	106-46-7	
trans-1,4-Dichloro-2-butene	**5.0 U**	ug/L	10.0	5.0	1		11/17/16 15:58	110-57-6	
1,1-Dichloroethane	**0.50 U**	ug/L	1.0	0.50	1		11/17/16 15:58	75-34-3	
1,2-Dichloroethane	**0.50 U**	ug/L	1.0	0.50	1		11/17/16 15:58	107-06-2	
1,1-Dichloroethene	**0.50 U**	ug/L	1.0	0.50	1		11/17/16 15:58	75-35-4	
cis-1,2-Dichloroethene	**0.50 U**	ug/L	1.0	0.50	1		11/17/16 15:58	156-59-2	
trans-1,2-Dichloroethene	**0.50 U**	ug/L	1.0	0.50	1		11/17/16 15:58	156-60-5	
1,2-Dichloropropane	**0.50 U**	ug/L	1.0	0.50	1		11/17/16 15:58	78-87-5	
cis-1,3-Dichloropropene	**0.25 U**	ug/L	0.50	0.25	1		11/17/16 15:58	10061-01-5	
trans-1,3-Dichloropropene	**0.25 U**	ug/L	0.50	0.25	1		11/17/16 15:58	10061-02-6	
Ethylbenzene	**0.50 U**	ug/L	1.0	0.50	1		11/17/16 15:58	100-41-4	
2-Hexanone	**5.0 U**	ug/L	10.0	5.0	1		11/17/16 15:58	591-78-6	
Iodomethane	**0.50 U**	ug/L	10.0	0.50	1		11/17/16 15:58	74-88-4	
Methylene Chloride	**2.5 U**	ug/L	5.0	2.5	1		11/17/16 15:58	75-09-2	
4-Methyl-2-pentanone (MIBK)	**5.0 U**	ug/L	10.0	5.0	1		11/17/16 15:58	108-10-1	
Styrene	**0.50 U**	ug/L	1.0	0.50	1		11/17/16 15:58	100-42-5	
1,1,1,2-Tetrachloroethane	**0.50 U**	ug/L	1.0	0.50	1		11/17/16 15:58	630-20-6	
1,1,2,2-Tetrachloroethane	**0.12 U**	ug/L	0.50	0.12	1		11/17/16 15:58	79-34-5	
Tetrachloroethene	**0.50 U**	ug/L	1.0	0.50	1		11/17/16 15:58	127-18-4	
Toluene	**0.50 U**	ug/L	1.0	0.50	1		11/17/16 15:58	108-88-3	
1,1,1-Trichloroethane	**0.50 U**	ug/L	1.0	0.50	1		11/17/16 15:58	71-55-6	
1,1,2-Trichloroethane	**0.50 U**	ug/L	1.0	0.50	1		11/17/16 15:58	79-00-5	
Trichloroethene	**0.50 U**	ug/L	1.0	0.50	1		11/17/16 15:58	79-01-6	
Trichlorofluoromethane	**0.50 U**	ug/L	1.0	0.50	1		11/17/16 15:58	75-69-4	
1,2,3-Trichloropropane	**0.59 U**	ug/L	1.0	0.59	1		11/17/16 15:58	96-18-4	
Vinyl acetate	**1.0 U**	ug/L	2.0	1.0	1		11/17/16 15:58	108-05-4	
Vinyl chloride	**0.50 U**	ug/L	1.0	0.50	1		11/17/16 15:58	75-01-4	
Xylene (Total)	**1.5 U**	ug/L	3.0	1.5	1		11/17/16 15:58	1330-20-7	
Surrogates									
4-Bromofluorobenzene (S)	90	%	89-111		1		11/17/16 15:58	460-00-4	
1,2-Dichloroethane-d4 (S)	103	%	75-135		1		11/17/16 15:58	17060-07-0	
Toluene-d8 (S)	97	%	89-112		1		11/17/16 15:58	2037-26-5	
2540C Total Dissolved Solids	Analytical Method: SM 2540C								
Total Dissolved Solids	**5.0 U**	mg/L	5.0	5.0	1		11/18/16 20:01		Q
300.0 IC Anions 28 Days	Analytical Method: EPA 300.0								
Chloride	**2.5 U**	mg/L	5.0	2.5	1		11/12/16 19:10	16887-00-6	
350.1 Ammonia	Analytical Method: EPA 350.1								
Nitrogen, Ammonia	**0.020 U**	mg/L	0.050	0.020	1		11/17/16 13:20	7664-41-7	
353.2 Nitrogen, NO2/NO3 unpres	Analytical Method: EPA 353.2								
Nitrogen, Nitrate	**0.054**	mg/L	0.040	0.010	1		11/11/16 14:10		

REPORT OF LABORATORY ANALYSIS

This report shall not be reproduced, except in full,
without the written consent of Pace Analytical Services, LLC.

Pace Analytical Services, LLC
8 East Tower Circle
Ormond Beach, FL 32174
(386)672-5668

ANALYTICAL RESULTS

Project: Tomoka LF Semi-annual MWs
Pace Project No.: 35276270

Sample: B5 **Lab ID: 35276270002** Collected: 11/10/16 09:55 Received: 11/10/16 15:40 Matrix: Water

Parameters	Results	Units	PQL	MDL	DF	Prepared	Analyzed	CAS No.	Qual
Field Data	Analytical Method:								
Field pH	**6.59**	Std. Units			1		11/10/16 09:55		
Field Temperature	**24.5**	deg C			1		11/10/16 09:55		
Appearance	**Color: yellow, Sheen: none**				1		11/10/16 09:55		
Field Specific Conductance	**799**	umhos/cm			1		11/10/16 09:55		
Oxygen, Dissolved	**0.07**	mg/L			1		11/10/16 09:55	7782-44-7	
REDOX	**79.9**	mV			1		11/10/16 09:55		
Turbidity	**1.00**	NTU			1		11/10/16 09:55		
Water Level(NGVD)	**28.34**	feet			1		11/10/16 09:55		
8011 GCS EDB and DBCP	Analytical Method: EPA 8011 Preparation Method: EPA 8011								
1,2-Dibromo-3-chloropropane	**0.0048 U**	ug/L	0.020	0.0048	1	11/14/16 11:35	11/15/16 03:21	96-12-8	
1,2-Dibromoethane (EDB)	**0.0073 U**	ug/L	0.0098	0.0073	1	11/14/16 11:35	11/15/16 03:21	106-93-4	
6010 MET ICP	Analytical Method: EPA 6010 Preparation Method: EPA 3010								
Arsenic	**5.0 U**	ug/L	10.0	5.0	1	11/17/16 18:25	11/23/16 00:33	7440-38-2	
Barium	**89.7**	ug/L	10.0	5.0	1	11/17/16 18:25	11/23/16 00:33	7440-39-3	
Beryllium	**0.50 U**	ug/L	1.0	0.50	1	11/17/16 18:25	11/23/16 00:33	7440-41-7	
Cadmium	**0.50 U**	ug/L	1.0	0.50	1	11/17/16 18:25	11/23/16 00:33	7440-43-9	
Chromium	**2.5 U**	ug/L	5.0	2.5	1	11/17/16 18:25	11/23/16 00:33	7440-47-3	
Cobalt	**5.0 U**	ug/L	10.0	5.0	1	11/17/16 18:25	11/23/16 00:33	7440-48-4	
Copper	**2.5 U**	ug/L	5.0	2.5	1	11/17/16 18:25	11/23/16 00:33	7440-50-8	
Iron	**16600**	ug/L	40.0	20.0	1	11/17/16 18:25	11/23/16 00:33	7439-89-6	
Lead	**5.0 U**	ug/L	10.0	5.0	1	11/17/16 18:25	11/23/16 00:33	7439-92-1	
Nickel	**2.5 U**	ug/L	5.0	2.5	1	11/17/16 18:25	11/23/16 00:33	7440-02-0	
Selenium	**7.5 U**	ug/L	15.0	7.5	1	11/17/16 18:25	11/23/16 00:33	7782-49-2	
Silver	**2.5 U**	ug/L	5.0	2.5	1	11/17/16 18:25	11/23/16 00:33	7440-22-4	
Sodium	**33.7**	mg/L	1.0	0.50	1	11/17/16 18:25	11/22/16 04:20	7440-23-5	
Vanadium	**5.0 U**	ug/L	10.0	5.0	1	11/17/16 18:25	11/23/16 00:33	7440-62-2	
Zinc	**10.0 U**	ug/L	20.0	10.0	1	11/17/16 18:25	11/23/16 00:33	7440-66-6	
6020 MET ICPMS	Analytical Method: EPA 6020 Preparation Method: EPA 3010								
Antimony	**0.50 U**	ug/L	1.0	0.50	1	11/17/16 18:28	11/18/16 18:40	7440-36-0	
Thallium	**0.50 U**	ug/L	1.0	0.50	1	11/17/16 18:28	11/18/16 18:40	7440-28-0	
7470 Mercury	Analytical Method: EPA 7470 Preparation Method: EPA 7470								
Mercury	**3.9**	ug/L	0.20	0.10	1	11/18/16 05:45	11/18/16 13:50	7439-97-6	
8260 MSV	Analytical Method: EPA 8260								
Acetone	**10.0 U**	ug/L	20.0	10.0	1		11/17/16 16:48	67-64-1	
Acrylonitrile	**5.0 U**	ug/L	10.0	5.0	1		11/17/16 16:48	107-13-1	
Benzene	**0.10 U**	ug/L	1.0	0.10	1		11/17/16 16:48	71-43-2	
Bromochloromethane	**0.50 U**	ug/L	1.0	0.50	1		11/17/16 16:48	74-97-5	
Bromodichloromethane	**0.27 U**	ug/L	0.60	0.27	1		11/17/16 16:48	75-27-4	

REPORT OF LABORATORY ANALYSIS

This report shall not be reproduced, except in full,
without the written consent of Pace Analytical Services, LLC.

Pace Analytical Services, LLC
8 East Tower Circle
Ormond Beach, FL 32174
(386)672-5668

ANALYTICAL RESULTS

Project: Tomoka LF Semi-annual MWs
Pace Project No.: 35276270

Sample: B5 **Lab ID: 35276270002** Collected: 11/10/16 09:55 Received: 11/10/16 15:40 Matrix: Water

Parameters	Results	Units	PQL	MDL	DF	Prepared	Analyzed	CAS No.	Qual
8260 MSV	Analytical Method: EPA 8260								
Bromoform	**0.50 U**	ug/L	1.0	0.50	1		11/17/16 16:48	75-25-2	
Bromomethane	**0.50 U**	ug/L	5.0	0.50	1		11/17/16 16:48	74-83-9	
2-Butanone (MEK)	**5.0 U**	ug/L	10.0	5.0	1		11/17/16 16:48	78-93-3	
Carbon disulfide	**5.0 U**	ug/L	10.0	5.0	1		11/17/16 16:48	75-15-0	
Carbon tetrachloride	**0.50 U**	ug/L	1.0	0.50	1		11/17/16 16:48	56-23-5	
Chlorobenzene	**0.50 U**	ug/L	1.0	0.50	1		11/17/16 16:48	108-90-7	
Chloroethane	**0.50 U**	ug/L	10.0	0.50	1		11/17/16 16:48	75-00-3	
Chloroform	**0.50 U**	ug/L	1.0	0.50	1		11/17/16 16:48	67-66-3	
Chloromethane	**0.62 U**	ug/L	1.0	0.62	1		11/17/16 16:48	74-87-3	
Dibromochloromethane	**0.26 U**	ug/L	0.50	0.26	1		11/17/16 16:48	124-48-1	
Dibromomethane	**0.50 U**	ug/L	1.0	0.50	1		11/17/16 16:48	74-95-3	
1,2-Dichlorobenzene	**0.50 U**	ug/L	1.0	0.50	1		11/17/16 16:48	95-50-1	
1,4-Dichlorobenzene	**0.50 U**	ug/L	1.0	0.50	1		11/17/16 16:48	106-46-7	
trans-1,4-Dichloro-2-butene	**5.0 U**	ug/L	10.0	5.0	1		11/17/16 16:48	110-57-6	
1,1-Dichloroethane	**0.50 U**	ug/L	1.0	0.50	1		11/17/16 16:48	75-34-3	
1,2-Dichloroethane	**0.50 U**	ug/L	1.0	0.50	1		11/17/16 16:48	107-06-2	
1,1-Dichloroethene	**0.50 U**	ug/L	1.0	0.50	1		11/17/16 16:48	75-35-4	
cis-1,2-Dichloroethene	**0.50 U**	ug/L	1.0	0.50	1		11/17/16 16:48	156-59-2	
trans-1,2-Dichloroethene	**0.50 U**	ug/L	1.0	0.50	1		11/17/16 16:48	156-60-5	
1,2-Dichloropropane	**0.50 U**	ug/L	1.0	0.50	1		11/17/16 16:48	78-87-5	
cis-1,3-Dichloropropene	**0.25 U**	ug/L	0.50	0.25	1		11/17/16 16:48	10061-01-5	
trans-1,3-Dichloropropene	**0.25 U**	ug/L	0.50	0.25	1		11/17/16 16:48	10061-02-6	
Ethylbenzene	**0.50 U**	ug/L	1.0	0.50	1		11/17/16 16:48	100-41-4	
2-Hexanone	**5.0 U**	ug/L	10.0	5.0	1		11/17/16 16:48	591-78-6	
Iodomethane	**0.50 U**	ug/L	10.0	0.50	1		11/17/16 16:48	74-88-4	
Methylene Chloride	**2.5 U**	ug/L	5.0	2.5	1		11/17/16 16:48	75-09-2	
4-Methyl-2-pentanone (MIBK)	**5.0 U**	ug/L	10.0	5.0	1		11/17/16 16:48	108-10-1	
Styrene	**0.50 U**	ug/L	1.0	0.50	1		11/17/16 16:48	100-42-5	
1,1,1,2-Tetrachloroethane	**0.50 U**	ug/L	1.0	0.50	1		11/17/16 16:48	630-20-6	
1,1,2,2-Tetrachloroethane	**0.12 U**	ug/L	0.50	0.12	1		11/17/16 16:48	79-34-5	
Tetrachloroethene	**0.50 U**	ug/L	1.0	0.50	1		11/17/16 16:48	127-18-4	
Toluene	**0.50 U**	ug/L	1.0	0.50	1		11/17/16 16:48	108-88-3	
1,1,1-Trichloroethane	**0.50 U**	ug/L	1.0	0.50	1		11/17/16 16:48	71-55-6	
1,1,2-Trichloroethane	**0.50 U**	ug/L	1.0	0.50	1		11/17/16 16:48	79-00-5	
Trichloroethene	**0.50 U**	ug/L	1.0	0.50	1		11/17/16 16:48	79-01-6	
Trichlorofluoromethane	**0.50 U**	ug/L	1.0	0.50	1		11/17/16 16:48	75-69-4	
1,2,3-Trichloropropane	**0.59 U**	ug/L	1.0	0.59	1		11/17/16 16:48	96-18-4	
Vinyl acetate	**1.0 U**	ug/L	2.0	1.0	1		11/17/16 16:48	108-05-4	
Vinyl chloride	**0.50 U**	ug/L	1.0	0.50	1		11/17/16 16:48	75-01-4	
Xylene (Total)	**1.5 U**	ug/L	3.0	1.5	1		11/17/16 16:48	1330-20-7	
Surrogates									
4-Bromofluorobenzene (S)	90	%	89-111		1		11/17/16 16:48	460-00-4	
1,2-Dichloroethane-d4 (S)	100	%	75-135		1		11/17/16 16:48	17060-07-0	
Toluene-d8 (S)	98	%	89-112		1		11/17/16 16:48	2037-26-5	

REPORT OF LABORATORY ANALYSIS

This report shall not be reproduced, except in full,
without the written consent of Pace Analytical Services, LLC.

Pace Analytical Services, LLC
8 East Tower Circle
Ormond Beach, FL 32174
(386)672-5668

ANALYTICAL RESULTS

Project: Tomoka LF Semi-annual MWs
Pace Project No.: 35276270

Sample: B5 **Lab ID: 35276270002** Collected: 11/10/16 09:55 Received: 11/10/16 15:40 Matrix: Water

Parameters	Results	Units	PQL	MDL	DF	Prepared	Analyzed	CAS No.	Qual
2540C Total Dissolved Solids	Analytical Method: SM 2540C								
Total Dissolved Solids	**471**	mg/L	5.0	5.0	1		11/15/16 17:55		
300.0 IC Anions 28 Days	Analytical Method: EPA 300.0								
Chloride	**23.0**	mg/L	5.0	2.5	1		11/12/16 19:33	16887-00-6	
350.1 Ammonia	Analytical Method: EPA 350.1								
Nitrogen, Ammonia	**0.82**	mg/L	0.050	0.020	1		11/17/16 13:22	7664-41-7	
353.2 Nitrogen, NO2/NO3 unpres	Analytical Method: EPA 353.2								
Nitrogen, Nitrate	**0.018 I**	mg/L	0.040	0.010	1		11/11/16 14:12		

REPORT OF LABORATORY ANALYSIS

This report shall not be reproduced, except in full,
without the written consent of Pace Analytical Services, LLC.

Pace Analytical Services, LLC
8 East Tower Circle
Ormond Beach, FL 32174
(386)672-5668

ANALYTICAL RESULTS

Project: Tomoka LF Semi-annual MWs
Pace Project No.: 35276270

Sample: B5 Dup **Lab ID: 35276270003** Collected: 11/10/16 09:55 Received: 11/10/16 15:40 Matrix: Water

Parameters	Results	Units	PQL	MDL	DF	Prepared	Analyzed	CAS No.	Qual
Field Data	Analytical Method:								
Field pH	**6.59**	Std. Units			1		11/10/16 09:55		
Field Temperature	**24.5**	deg C			1		11/10/16 09:55		
Appearance	**Color: yellow, Sheen: none**				1		11/10/16 09:55		
Field Specific Conductance	**799**	umhos/cm			1		11/10/16 09:55		
Oxygen, Dissolved	**0.07**	mg/L			1		11/10/16 09:55	7782-44-7	
REDOX	**79.9**	mV			1		11/10/16 09:55		
Turbidity	**1.00**	NTU			1		11/10/16 09:55		
Water Level(NGVD)	**28.34**	feet			1		11/10/16 09:55		
8011 GCS EDB and DBCP	Analytical Method: EPA 8011 Preparation Method: EPA 8011								
1,2-Dibromo-3-chloropropane	**0.0048 U**	ug/L	0.019	0.0048	1	11/14/16 11:35	11/15/16 03:52	96-12-8	
1,2-Dibromoethane (EDB)	**0.0073 U**	ug/L	0.0097	0.0073	1	11/14/16 11:35	11/15/16 03:52	106-93-4	
6010 MET ICP	Analytical Method: EPA 6010 Preparation Method: EPA 3010								
Arsenic	**5.0 U**	ug/L	10.0	5.0	1	11/17/16 18:25	11/23/16 00:37	7440-38-2	
Barium	**93.2**	ug/L	10.0	5.0	1	11/17/16 18:25	11/23/16 00:37	7440-39-3	
Beryllium	**0.50 U**	ug/L	1.0	0.50	1	11/17/16 18:25	11/23/16 00:37	7440-41-7	
Cadmium	**0.50 U**	ug/L	1.0	0.50	1	11/17/16 18:25	11/23/16 00:37	7440-43-9	
Chromium	**2.5 U**	ug/L	5.0	2.5	1	11/17/16 18:25	11/23/16 00:37	7440-47-3	
Cobalt	**5.0 U**	ug/L	10.0	5.0	1	11/17/16 18:25	11/23/16 00:37	7440-48-4	
Copper	**2.5 U**	ug/L	5.0	2.5	1	11/17/16 18:25	11/23/16 00:37	7440-50-8	
Iron	**17200**	ug/L	40.0	20.0	1	11/17/16 18:25	11/23/16 00:37	7439-89-6	
Lead	**5.0 U**	ug/L	10.0	5.0	1	11/17/16 18:25	11/23/16 00:37	7439-92-1	
Nickel	**2.5 U**	ug/L	5.0	2.5	1	11/17/16 18:25	11/23/16 00:37	7440-02-0	
Selenium	**7.5 U**	ug/L	15.0	7.5	1	11/17/16 18:25	11/23/16 00:37	7782-49-2	
Silver	**2.5 U**	ug/L	5.0	2.5	1	11/17/16 18:25	11/23/16 00:37	7440-22-4	
Sodium	**33.4**	mg/L	1.0	0.50	1	11/17/16 18:25	11/22/16 04:24	7440-23-5	
Vanadium	**5.0 U**	ug/L	10.0	5.0	1	11/17/16 18:25	11/23/16 00:37	7440-62-2	
Zinc	**10.0 U**	ug/L	20.0	10.0	1	11/17/16 18:25	11/23/16 00:37	7440-66-6	
6020 MET ICPMS	Analytical Method: EPA 6020 Preparation Method: EPA 3010								
Antimony	**0.50 U**	ug/L	1.0	0.50	1	11/17/16 18:28	11/18/16 18:44	7440-36-0	
Thallium	**0.50 U**	ug/L	1.0	0.50	1	11/17/16 18:28	11/18/16 18:44	7440-28-0	
7470 Mercury	Analytical Method: EPA 7470 Preparation Method: EPA 7470								
Mercury	**0.10 U**	ug/L	0.20	0.10	1	11/18/16 05:45	11/18/16 13:52	7439-97-6	
8260 MSV	Analytical Method: EPA 8260								
Acetone	**10.0 U**	ug/L	20.0	10.0	1		11/17/16 17:40	67-64-1	
Acrylonitrile	**5.0 U**	ug/L	10.0	5.0	1		11/17/16 17:40	107-13-1	
Benzene	**0.10 U**	ug/L	1.0	0.10	1		11/17/16 17:40	71-43-2	
Bromochloromethane	**0.50 U**	ug/L	1.0	0.50	1		11/17/16 17:40	74-97-5	
Bromodichloromethane	**0.27 U**	ug/L	0.60	0.27	1		11/17/16 17:40	75-27-4	

REPORT OF LABORATORY ANALYSIS

This report shall not be reproduced, except in full,
without the written consent of Pace Analytical Services, LLC.

Pace Analytical Services, LLC
8 East Tower Circle
Ormond Beach, FL 32174
(386)672-5668

ANALYTICAL RESULTS

Project: Tomoka LF Semi-annual MWs
Pace Project No.: 35276270

Sample: B5 Dup **Lab ID: 35276270003** Collected: 11/10/16 09:55 Received: 11/10/16 15:40 Matrix: Water

Parameters	Results	Units	PQL	MDL	DF	Prepared	Analyzed	CAS No.	Qual
8260 MSV	Analytical Method: EPA 8260								
Bromoform	**0.50 U**	ug/L	1.0	0.50	1		11/17/16 17:40	75-25-2	
Bromomethane	**0.50 U**	ug/L	5.0	0.50	1		11/17/16 17:40	74-83-9	
2-Butanone (MEK)	**5.0 U**	ug/L	10.0	5.0	1		11/17/16 17:40	78-93-3	
Carbon disulfide	**5.0 U**	ug/L	10.0	5.0	1		11/17/16 17:40	75-15-0	
Carbon tetrachloride	**0.50 U**	ug/L	1.0	0.50	1		11/17/16 17:40	56-23-5	
Chlorobenzene	**0.50 U**	ug/L	1.0	0.50	1		11/17/16 17:40	108-90-7	
Chloroethane	**0.50 U**	ug/L	10.0	0.50	1		11/17/16 17:40	75-00-3	
Chloroform	**0.50 U**	ug/L	1.0	0.50	1		11/17/16 17:40	67-66-3	
Chloromethane	**0.62 U**	ug/L	1.0	0.62	1		11/17/16 17:40	74-87-3	
Dibromochloromethane	**0.26 U**	ug/L	0.50	0.26	1		11/17/16 17:40	124-48-1	
Dibromomethane	**0.50 U**	ug/L	1.0	0.50	1		11/17/16 17:40	74-95-3	
1,2-Dichlorobenzene	**0.50 U**	ug/L	1.0	0.50	1		11/17/16 17:40	95-50-1	
1,4-Dichlorobenzene	**0.50 U**	ug/L	1.0	0.50	1		11/17/16 17:40	106-46-7	
trans-1,4-Dichloro-2-butene	**5.0 U**	ug/L	10.0	5.0	1		11/17/16 17:40	110-57-6	
1,1-Dichloroethane	**0.50 U**	ug/L	1.0	0.50	1		11/17/16 17:40	75-34-3	
1,2-Dichloroethane	**0.50 U**	ug/L	1.0	0.50	1		11/17/16 17:40	107-06-2	
1,1-Dichloroethene	**0.50 U**	ug/L	1.0	0.50	1		11/17/16 17:40	75-35-4	
cis-1,2-Dichloroethene	**0.50 U**	ug/L	1.0	0.50	1		11/17/16 17:40	156-59-2	
trans-1,2-Dichloroethene	**0.50 U**	ug/L	1.0	0.50	1		11/17/16 17:40	156-60-5	
1,2-Dichloropropane	**0.50 U**	ug/L	1.0	0.50	1		11/17/16 17:40	78-87-5	
cis-1,3-Dichloropropene	**0.25 U**	ug/L	0.50	0.25	1		11/17/16 17:40	10061-01-5	
trans-1,3-Dichloropropene	**0.25 U**	ug/L	0.50	0.25	1		11/17/16 17:40	10061-02-6	
Ethylbenzene	**0.50 U**	ug/L	1.0	0.50	1		11/17/16 17:40	100-41-4	
2-Hexanone	**5.0 U**	ug/L	10.0	5.0	1		11/17/16 17:40	591-78-6	
Iodomethane	**0.50 U**	ug/L	10.0	0.50	1		11/17/16 17:40	74-88-4	
Methylene Chloride	**2.5 U**	ug/L	5.0	2.5	1		11/17/16 17:40	75-09-2	
4-Methyl-2-pentanone (MIBK)	**5.0 U**	ug/L	10.0	5.0	1		11/17/16 17:40	108-10-1	
Styrene	**0.50 U**	ug/L	1.0	0.50	1		11/17/16 17:40	100-42-5	
1,1,1,2-Tetrachloroethane	**0.50 U**	ug/L	1.0	0.50	1		11/17/16 17:40	630-20-6	
1,1,2,2-Tetrachloroethane	**0.12 U**	ug/L	0.50	0.12	1		11/17/16 17:40	79-34-5	
Tetrachloroethene	**0.50 U**	ug/L	1.0	0.50	1		11/17/16 17:40	127-18-4	
Toluene	**0.50 U**	ug/L	1.0	0.50	1		11/17/16 17:40	108-88-3	
1,1,1-Trichloroethane	**0.50 U**	ug/L	1.0	0.50	1		11/17/16 17:40	71-55-6	
1,1,2-Trichloroethane	**0.50 U**	ug/L	1.0	0.50	1		11/17/16 17:40	79-00-5	
Trichloroethene	**0.50 U**	ug/L	1.0	0.50	1		11/17/16 17:40	79-01-6	
Trichlorofluoromethane	**0.50 U**	ug/L	1.0	0.50	1		11/17/16 17:40	75-69-4	
1,2,3-Trichloropropane	**0.59 U**	ug/L	1.0	0.59	1		11/17/16 17:40	96-18-4	
Vinyl acetate	**1.0 U**	ug/L	2.0	1.0	1		11/17/16 17:40	108-05-4	
Vinyl chloride	**0.51 I**	ug/L	1.0	0.50	1		11/17/16 17:40	75-01-4	
Xylene (Total)	**1.5 U**	ug/L	3.0	1.5	1		11/17/16 17:40	1330-20-7	
Surrogates									
4-Bromofluorobenzene (S)	90	%	89-111		1		11/17/16 17:40	460-00-4	
1,2-Dichloroethane-d4 (S)	101	%	75-135		1		11/17/16 17:40	17060-07-0	
Toluene-d8 (S)	99	%	89-112		1		11/17/16 17:40	2037-26-5	

REPORT OF LABORATORY ANALYSIS

This report shall not be reproduced, except in full,
without the written consent of Pace Analytical Services, LLC.

Pace Analytical Services, LLC
8 East Tower Circle
Ormond Beach, FL 32174
(386)672-5668

ANALYTICAL RESULTS

Project: Tomoka LF Semi-annual MWs
Pace Project No.: 35276270

Sample: B5 Dup **Lab ID: 35276270003** Collected: 11/10/16 09:55 Received: 11/10/16 15:40 Matrix: Water

Parameters	Results	Units	PQL	MDL	DF	Prepared	Analyzed	CAS No.	Qual
2540C Total Dissolved Solids	Analytical Method: SM 2540C								
Total Dissolved Solids	**495**	mg/L	5.0	5.0	1		11/15/16 17:55		
300.0 IC Anions 28 Days	Analytical Method: EPA 300.0								
Chloride	**23.4**	mg/L	5.0	2.5	1		11/12/16 19:55	16887-00-6	
350.1 Ammonia	Analytical Method: EPA 350.1								
Nitrogen, Ammonia	**0.79**	mg/L	0.050	0.020	1		11/17/16 13:55	7664-41-7	
353.2 Nitrogen, NO2/NO3 unpres	Analytical Method: EPA 353.2								
Nitrogen, Nitrate	**0.018 I**	mg/L	0.040	0.010	1		11/11/16 14:14		

REPORT OF LABORATORY ANALYSIS

This report shall not be reproduced, except in full,
without the written consent of Pace Analytical Services, LLC.

Pace Analytical Services, LLC
8 East Tower Circle
Ormond Beach, FL 32174
(386)672-5668

ANALYTICAL RESULTS

Project: Tomoka LF Semi-annual MWs
Pace Project No.: 35276270

Sample: B2 **Lab ID: 35276270004** Collected: 11/10/16 10:41 Received: 11/10/16 15:40 Matrix: Water

Parameters	Results	Units	PQL	MDL	DF	Prepared	Analyzed	CAS No.	Qual
Field Data	Analytical Method:								
Field pH	**5.72**	Std. Units			1		11/10/16 10:41		
Field Temperature	**25.8**	deg C			1		11/10/16 10:41		
Appearance	**Color: yellow, Sheen: none**				1		11/10/16 10:41		
Field Specific Conductance	**1009**	umhos/cm			1		11/10/16 10:41		
Oxygen, Dissolved	**0.05**	mg/L			1		11/10/16 10:41	7782-44-7	
REDOX	**-17.3**	mV			1		11/10/16 10:41		
Turbidity	**4.07**	NTU			1		11/10/16 10:41		
Water Level(NGVD)	**28.13**	feet			1		11/10/16 10:41		
8011 GCS EDB and DBCP	Analytical Method: EPA 8011 Preparation Method: EPA 8011								
1,2-Dibromo-3-chloropropane	**0.0047 U**	ug/L	0.019	0.0047	1	11/14/16 11:35	11/15/16 04:07	96-12-8	
1,2-Dibromoethane (EDB)	**0.0072 U**	ug/L	0.0097	0.0072	1	11/14/16 11:35	11/15/16 04:07	106-93-4	
6010 MET ICP	Analytical Method: EPA 6010 Preparation Method: EPA 3010								
Arsenic	**5.0 U**	ug/L	10.0	5.0	1	11/17/16 18:25	11/23/16 00:41	7440-38-2	
Barium	**116**	ug/L	10.0	5.0	1	11/17/16 18:25	11/23/16 00:41	7440-39-3	
Beryllium	**1.1**	ug/L	1.0	0.50	1	11/17/16 18:25	11/23/16 00:41	7440-41-7	
Cadmium	**0.50 U**	ug/L	1.0	0.50	1	11/17/16 18:25	11/23/16 00:41	7440-43-9	
Chromium	**3.9 I**	ug/L	5.0	2.5	1	11/17/16 18:25	11/23/16 00:41	7440-47-3	
Cobalt	**5.0 U**	ug/L	10.0	5.0	1	11/17/16 18:25	11/23/16 00:41	7440-48-4	
Copper	**2.5 U**	ug/L	5.0	2.5	1	11/17/16 18:25	11/23/16 00:41	7440-50-8	
Iron	**18700**	ug/L	40.0	20.0	1	11/17/16 18:25	11/23/16 00:41	7439-89-6	
Lead	**5.0 U**	ug/L	10.0	5.0	1	11/17/16 18:25	11/23/16 00:41	7439-92-1	
Nickel	**2.9 I**	ug/L	5.0	2.5	1	11/17/16 18:25	11/23/16 00:41	7440-02-0	
Selenium	**7.5 U**	ug/L	15.0	7.5	1	11/17/16 18:25	11/23/16 00:41	7782-49-2	
Silver	**2.5 U**	ug/L	5.0	2.5	1	11/17/16 18:25	11/22/16 04:28	7440-22-4	
Sodium	**29.6**	mg/L	1.0	0.50	1	11/17/16 18:25	11/22/16 04:28	7440-23-5	
Vanadium	**16.3**	ug/L	10.0	5.0	1	11/17/16 18:25	11/23/16 00:41	7440-62-2	
Zinc	**10.0 U**	ug/L	20.0	10.0	1	11/17/16 18:25	11/23/16 00:41	7440-66-6	
6020 MET ICPMS	Analytical Method: EPA 6020 Preparation Method: EPA 3010								
Antimony	**0.50 U**	ug/L	1.0	0.50	1	11/17/16 18:28	11/18/16 18:47	7440-36-0	
Thallium	**0.50 U**	ug/L	1.0	0.50	1	11/17/16 18:28	11/18/16 18:47	7440-28-0	
7470 Mercury	Analytical Method: EPA 7470 Preparation Method: EPA 7470								
Mercury	**0.10 I**	ug/L	0.20	0.10	1	11/18/16 05:45	11/18/16 13:55	7439-97-6	
8260 MSV	Analytical Method: EPA 8260								
Acetone	**10.0 U**	ug/L	20.0	10.0	1		11/17/16 18:07	67-64-1	
Acrylonitrile	**5.0 U**	ug/L	10.0	5.0	1		11/17/16 18:07	107-13-1	
Benzene	**0.10 U**	ug/L	1.0	0.10	1		11/17/16 18:07	71-43-2	
Bromochloromethane	**0.50 U**	ug/L	1.0	0.50	1		11/17/16 18:07	74-97-5	
Bromodichloromethane	**0.27 U**	ug/L	0.60	0.27	1		11/17/16 18:07	75-27-4	

REPORT OF LABORATORY ANALYSIS

This report shall not be reproduced, except in full,
without the written consent of Pace Analytical Services, LLC.

Pace Analytical Services, LLC
8 East Tower Circle
Ormond Beach, FL 32174
(386)672-5668

ANALYTICAL RESULTS

Project: Tomoka LF Semi-annual MWs
Pace Project No.: 35276270

Sample: B2 **Lab ID: 35276270004** Collected: 11/10/16 10:41 Received: 11/10/16 15:40 Matrix: Water

Parameters	Results	Units	PQL	MDL	DF	Prepared	Analyzed	CAS No.	Qual
8260 MSV	Analytical Method: EPA 8260								
Bromoform	**0.50 U**	ug/L	1.0	0.50	1		11/17/16 18:07	75-25-2	
Bromomethane	**0.50 U**	ug/L	5.0	0.50	1		11/17/16 18:07	74-83-9	
2-Butanone (MEK)	**5.0 U**	ug/L	10.0	5.0	1		11/17/16 18:07	78-93-3	
Carbon disulfide	**5.0 U**	ug/L	10.0	5.0	1		11/17/16 18:07	75-15-0	
Carbon tetrachloride	**0.50 U**	ug/L	1.0	0.50	1		11/17/16 18:07	56-23-5	
Chlorobenzene	**0.50 U**	ug/L	1.0	0.50	1		11/17/16 18:07	108-90-7	
Chloroethane	**0.50 U**	ug/L	10.0	0.50	1		11/17/16 18:07	75-00-3	
Chloroform	**0.50 U**	ug/L	1.0	0.50	1		11/17/16 18:07	67-66-3	
Chloromethane	**0.62 U**	ug/L	1.0	0.62	1		11/17/16 18:07	74-87-3	
Dibromochloromethane	**0.26 U**	ug/L	0.50	0.26	1		11/17/16 18:07	124-48-1	
Dibromomethane	**0.50 U**	ug/L	1.0	0.50	1		11/17/16 18:07	74-95-3	
1,2-Dichlorobenzene	**0.50 U**	ug/L	1.0	0.50	1		11/17/16 18:07	95-50-1	
1,4-Dichlorobenzene	**0.50 U**	ug/L	1.0	0.50	1		11/17/16 18:07	106-46-7	
trans-1,4-Dichloro-2-butene	**5.0 U**	ug/L	10.0	5.0	1		11/17/16 18:07	110-57-6	
1,1-Dichloroethane	**0.50 U**	ug/L	1.0	0.50	1		11/17/16 18:07	75-34-3	
1,2-Dichloroethane	**0.50 U**	ug/L	1.0	0.50	1		11/17/16 18:07	107-06-2	
1,1-Dichloroethene	**0.50 U**	ug/L	1.0	0.50	1		11/17/16 18:07	75-35-4	
cis-1,2-Dichloroethene	**0.50 U**	ug/L	1.0	0.50	1		11/17/16 18:07	156-59-2	
trans-1,2-Dichloroethene	**0.50 U**	ug/L	1.0	0.50	1		11/17/16 18:07	156-60-5	
1,2-Dichloropropane	**0.50 U**	ug/L	1.0	0.50	1		11/17/16 18:07	78-87-5	
cis-1,3-Dichloropropene	**0.25 U**	ug/L	0.50	0.25	1		11/17/16 18:07	10061-01-5	
trans-1,3-Dichloropropene	**0.25 U**	ug/L	0.50	0.25	1		11/17/16 18:07	10061-02-6	
Ethylbenzene	**0.50 U**	ug/L	1.0	0.50	1		11/17/16 18:07	100-41-4	
2-Hexanone	**5.0 U**	ug/L	10.0	5.0	1		11/17/16 18:07	591-78-6	
Iodomethane	**0.50 U**	ug/L	10.0	0.50	1		11/17/16 18:07	74-88-4	
Methylene Chloride	**2.5 U**	ug/L	5.0	2.5	1		11/17/16 18:07	75-09-2	
4-Methyl-2-pentanone (MIBK)	**5.0 U**	ug/L	10.0	5.0	1		11/17/16 18:07	108-10-1	
Styrene	**0.50 U**	ug/L	1.0	0.50	1		11/17/16 18:07	100-42-5	
1,1,1,2-Tetrachloroethane	**0.50 U**	ug/L	1.0	0.50	1		11/17/16 18:07	630-20-6	
1,1,2,2-Tetrachloroethane	**0.12 U**	ug/L	0.50	0.12	1		11/17/16 18:07	79-34-5	
Tetrachloroethene	**0.50 U**	ug/L	1.0	0.50	1		11/17/16 18:07	127-18-4	
Toluene	**0.50 U**	ug/L	1.0	0.50	1		11/17/16 18:07	108-88-3	
1,1,1-Trichloroethane	**0.50 U**	ug/L	1.0	0.50	1		11/17/16 18:07	71-55-6	
1,1,2-Trichloroethane	**0.50 U**	ug/L	1.0	0.50	1		11/17/16 18:07	79-00-5	
Trichloroethene	**0.50 U**	ug/L	1.0	0.50	1		11/17/16 18:07	79-01-6	
Trichlorofluoromethane	**0.50 U**	ug/L	1.0	0.50	1		11/17/16 18:07	75-69-4	
1,2,3-Trichloropropane	**0.59 U**	ug/L	1.0	0.59	1		11/17/16 18:07	96-18-4	
Vinyl acetate	**1.0 U**	ug/L	2.0	1.0	1		11/17/16 18:07	108-05-4	
Vinyl chloride	**0.50 U**	ug/L	1.0	0.50	1		11/17/16 18:07	75-01-4	
Xylene (Total)	**1.5 U**	ug/L	3.0	1.5	1		11/17/16 18:07	1330-20-7	
Surrogates									
4-Bromofluorobenzene (S)	92	%	89-111		1		11/17/16 18:07	460-00-4	
1,2-Dichloroethane-d4 (S)	101	%	75-135		1		11/17/16 18:07	17060-07-0	
Toluene-d8 (S)	100	%	89-112		1		11/17/16 18:07	2037-26-5	

REPORT OF LABORATORY ANALYSIS

This report shall not be reproduced, except in full,
without the written consent of Pace Analytical Services, LLC.

Pace Analytical Services, LLC
8 East Tower Circle
Ormond Beach, FL 32174
(386)672-5668

ANALYTICAL RESULTS

Project: Tomoka LF Semi-annual MWs
Pace Project No.: 35276270

Sample: B2 **Lab ID: 35276270004** Collected: 11/10/16 10:41 Received: 11/10/16 15:40 Matrix: Water

Parameters	Results	Units	PQL	MDL	DF	Prepared	Analyzed	CAS No.	Qual
2540C Total Dissolved Solids	Analytical Method: SM 2540C								
Total Dissolved Solids	**698**	mg/L	5.0	5.0	1		11/15/16 17:55		
300.0 IC Anions 28 Days	Analytical Method: EPA 300.0								
Chloride	**34.6**	mg/L	10.0	5.0	2		11/12/16 20:18	16887-00-6	
350.1 Ammonia	Analytical Method: EPA 350.1								
Nitrogen, Ammonia	**5.5**	mg/L	0.050	0.020	1		11/17/16 13:59	7664-41-7	
353.2 Nitrogen, NO2/NO3 unpres	Analytical Method: EPA 353.2								
Nitrogen, Nitrate	**0.022 I**	mg/L	0.040	0.010	1		11/11/16 14:15		

REPORT OF LABORATORY ANALYSIS

This report shall not be reproduced, except in full,
without the written consent of Pace Analytical Services, LLC.

Pace Analytical Services, LLC
8 East Tower Circle
Ormond Beach, FL 32174
(386)672-5668

ANALYTICAL RESULTS

Project: Tomoka LF Semi-annual MWs
Pace Project No.: 35276270

Sample: B11 **Lab ID: 35276270005** Collected: 11/10/16 11:17 Received: 11/10/16 15:40 Matrix: Water

Parameters	Results	Units	PQL	MDL	DF	Prepared	Analyzed	CAS No.	Qual
Field Data	Analytical Method:								
Field pH	**5.26**	Std. Units			1		11/10/16 11:17		
Field Temperature	**26.9**	deg C			1		11/10/16 11:17		
Appearance	**Color: yellow, Sheen: none**				1		11/10/16 11:17		
Field Specific Conductance	**214**	umhos/cm			1		11/10/16 11:17		
Oxygen, Dissolved	**0.09**	mg/L			1		11/10/16 11:17	7782-44-7	
REDOX	**34.5**	mV			1		11/10/16 11:17		
Turbidity	**0.05**	NTU			1		11/10/16 11:17		
Water Level(NGVD)	**27.75**	feet			1		11/10/16 11:17		
8011 GCS EDB and DBCP	Analytical Method: EPA 8011 Preparation Method: EPA 8011								
1,2-Dibromo-3-chloropropane	**0.0047 U**	ug/L	0.019	0.0047	1	11/14/16 11:35	11/15/16 04:22	96-12-8	
1,2-Dibromoethane (EDB)	**0.0072 U**	ug/L	0.0096	0.0072	1	11/14/16 11:35	11/15/16 04:22	106-93-4	
6010 MET ICP	Analytical Method: EPA 6010 Preparation Method: EPA 3010								
Arsenic	**5.0 U**	ug/L	10.0	5.0	1	11/17/16 18:25	11/21/16 10:56	7440-38-2	
Barium	**63.1**	ug/L	10.0	5.0	1	11/17/16 18:25	11/21/16 10:56	7440-39-3	
Beryllium	**0.71 I**	ug/L	1.0	0.50	1	11/17/16 18:25	11/21/16 10:56	7440-41-7	
Cadmium	**0.50 U**	ug/L	1.0	0.50	1	11/17/16 18:25	11/21/16 10:56	7440-43-9	
Chromium	**3.6 I**	ug/L	5.0	2.5	1	11/17/16 18:25	11/21/16 10:56	7440-47-3	
Cobalt	**5.0 U**	ug/L	10.0	5.0	1	11/17/16 18:25	11/21/16 10:56	7440-48-4	
Copper	**2.5 U**	ug/L	5.0	2.5	1	11/17/16 18:25	11/21/16 10:56	7440-50-8	
Iron	**3450**	ug/L	40.0	20.0	1	11/17/16 18:25	11/21/16 10:56	7439-89-6	
Lead	**5.0 U**	ug/L	10.0	5.0	1	11/17/16 18:25	11/21/16 10:56	7439-92-1	
Nickel	**2.5 U**	ug/L	5.0	2.5	1	11/17/16 18:25	11/21/16 10:56	7440-02-0	
Selenium	**7.5 U**	ug/L	15.0	7.5	1	11/17/16 18:25	11/21/16 10:56	7782-49-2	
Silver	**2.5 U**	ug/L	5.0	2.5	1	11/17/16 18:25	11/21/16 10:56	7440-22-4	
Sodium	**11.1**	mg/L	1.0	0.50	1	11/17/16 18:25	11/21/16 10:56	7440-23-5	
Vanadium	**16.6**	ug/L	10.0	5.0	1	11/17/16 18:25	11/21/16 10:56	7440-62-2	
Zinc	**10.0 U**	ug/L	20.0	10.0	1	11/17/16 18:25	11/21/16 10:56	7440-66-6	
6020 MET ICPMS	Analytical Method: EPA 6020 Preparation Method: EPA 3010								
Antimony	**0.50 U**	ug/L	1.0	0.50	1	11/17/16 18:28	11/18/16 18:51	7440-36-0	
Thallium	**0.50 U**	ug/L	1.0	0.50	1	11/17/16 18:28	11/18/16 18:51	7440-28-0	
7470 Mercury	Analytical Method: EPA 7470 Preparation Method: EPA 7470								
Mercury	**0.10 U**	ug/L	0.20	0.10	1	11/18/16 05:45	11/18/16 13:57	7439-97-6	
8260 MSV	Analytical Method: EPA 8260								
Acetone	**10.0 U**	ug/L	20.0	10.0	1		11/17/16 18:33	67-64-1	
Acrylonitrile	**5.0 U**	ug/L	10.0	5.0	1		11/17/16 18:33	107-13-1	
Benzene	**0.10 U**	ug/L	1.0	0.10	1		11/17/16 18:33	71-43-2	
Bromochloromethane	**0.50 U**	ug/L	1.0	0.50	1		11/17/16 18:33	74-97-5	
Bromodichloromethane	**0.27 U**	ug/L	0.60	0.27	1		11/17/16 18:33	75-27-4	

REPORT OF LABORATORY ANALYSIS

This report shall not be reproduced, except in full,
without the written consent of Pace Analytical Services, LLC.

Pace Analytical Services, LLC
8 East Tower Circle
Ormond Beach, FL 32174
(386)672-5668

ANALYTICAL RESULTS

Project: Tomoka LF Semi-annual MWs
Pace Project No.: 35276270

Sample: B11 **Lab ID: 35276270005** Collected: 11/10/16 11:17 Received: 11/10/16 15:40 Matrix: Water

Parameters	Results	Units	PQL	MDL	DF	Prepared	Analyzed	CAS No.	Qual
8260 MSV	Analytical Method: EPA 8260								
Bromoform	**0.50 U**	ug/L	1.0	0.50	1		11/17/16 18:33	75-25-2	
Bromomethane	**0.50 U**	ug/L	5.0	0.50	1		11/17/16 18:33	74-83-9	
2-Butanone (MEK)	**5.0 U**	ug/L	10.0	5.0	1		11/17/16 18:33	78-93-3	
Carbon disulfide	**5.0 U**	ug/L	10.0	5.0	1		11/17/16 18:33	75-15-0	
Carbon tetrachloride	**0.50 U**	ug/L	1.0	0.50	1		11/17/16 18:33	56-23-5	
Chlorobenzene	**0.50 U**	ug/L	1.0	0.50	1		11/17/16 18:33	108-90-7	
Chloroethane	**0.50 U**	ug/L	10.0	0.50	1		11/17/16 18:33	75-00-3	
Chloroform	**0.50 U**	ug/L	1.0	0.50	1		11/17/16 18:33	67-66-3	
Chloromethane	**0.62 U**	ug/L	1.0	0.62	1		11/17/16 18:33	74-87-3	
Dibromochloromethane	**0.26 U**	ug/L	0.50	0.26	1		11/17/16 18:33	124-48-1	
Dibromomethane	**0.50 U**	ug/L	1.0	0.50	1		11/17/16 18:33	74-95-3	
1,2-Dichlorobenzene	**0.50 U**	ug/L	1.0	0.50	1		11/17/16 18:33	95-50-1	
1,4-Dichlorobenzene	**0.50 U**	ug/L	1.0	0.50	1		11/17/16 18:33	106-46-7	
trans-1,4-Dichloro-2-butene	**5.0 U**	ug/L	10.0	5.0	1		11/17/16 18:33	110-57-6	
1,1-Dichloroethane	**0.50 U**	ug/L	1.0	0.50	1		11/17/16 18:33	75-34-3	
1,2-Dichloroethane	**0.50 U**	ug/L	1.0	0.50	1		11/17/16 18:33	107-06-2	
1,1-Dichloroethene	**0.50 U**	ug/L	1.0	0.50	1		11/17/16 18:33	75-35-4	
cis-1,2-Dichloroethene	**0.50 U**	ug/L	1.0	0.50	1		11/17/16 18:33	156-59-2	
trans-1,2-Dichloroethene	**0.50 U**	ug/L	1.0	0.50	1		11/17/16 18:33	156-60-5	
1,2-Dichloropropane	**0.50 U**	ug/L	1.0	0.50	1		11/17/16 18:33	78-87-5	
cis-1,3-Dichloropropene	**0.25 U**	ug/L	0.50	0.25	1		11/17/16 18:33	10061-01-5	
trans-1,3-Dichloropropene	**0.25 U**	ug/L	0.50	0.25	1		11/17/16 18:33	10061-02-6	
Ethylbenzene	**0.50 U**	ug/L	1.0	0.50	1		11/17/16 18:33	100-41-4	
2-Hexanone	**5.0 U**	ug/L	10.0	5.0	1		11/17/16 18:33	591-78-6	
Iodomethane	**0.50 U**	ug/L	10.0	0.50	1		11/17/16 18:33	74-88-4	
Methylene Chloride	**2.5 U**	ug/L	5.0	2.5	1		11/17/16 18:33	75-09-2	
4-Methyl-2-pentanone (MIBK)	**5.0 U**	ug/L	10.0	5.0	1		11/17/16 18:33	108-10-1	
Styrene	**0.50 U**	ug/L	1.0	0.50	1		11/17/16 18:33	100-42-5	
1,1,1,2-Tetrachloroethane	**0.50 U**	ug/L	1.0	0.50	1		11/17/16 18:33	630-20-6	
1,1,2,2-Tetrachloroethane	**0.12 U**	ug/L	0.50	0.12	1		11/17/16 18:33	79-34-5	
Tetrachloroethene	**0.50 U**	ug/L	1.0	0.50	1		11/17/16 18:33	127-18-4	
Toluene	**0.50 U**	ug/L	1.0	0.50	1		11/17/16 18:33	108-88-3	
1,1,1-Trichloroethane	**0.50 U**	ug/L	1.0	0.50	1		11/17/16 18:33	71-55-6	
1,1,2-Trichloroethane	**0.50 U**	ug/L	1.0	0.50	1		11/17/16 18:33	79-00-5	
Trichloroethene	**0.50 U**	ug/L	1.0	0.50	1		11/17/16 18:33	79-01-6	
Trichlorofluoromethane	**0.50 U**	ug/L	1.0	0.50	1		11/17/16 18:33	75-69-4	
1,2,3-Trichloropropane	**0.59 U**	ug/L	1.0	0.59	1		11/17/16 18:33	96-18-4	
Vinyl acetate	**1.0 U**	ug/L	2.0	1.0	1		11/17/16 18:33	108-05-4	
Vinyl chloride	**0.50 U**	ug/L	1.0	0.50	1		11/17/16 18:33	75-01-4	
Xylene (Total)	**1.5 U**	ug/L	3.0	1.5	1		11/17/16 18:33	1330-20-7	
Surrogates									
4-Bromofluorobenzene (S)	89	%	89-111		1		11/17/16 18:33	460-00-4	
1,2-Dichloroethane-d4 (S)	101	%	75-135		1		11/17/16 18:33	17060-07-0	
Toluene-d8 (S)	99	%	89-112		1		11/17/16 18:33	2037-26-5	

REPORT OF LABORATORY ANALYSIS

This report shall not be reproduced, except in full,
without the written consent of Pace Analytical Services, LLC.

Pace Analytical Services, LLC
8 East Tower Circle
Ormond Beach, FL 32174
(386)672-5668

ANALYTICAL RESULTS

Project: Tomoka LF Semi-annual MWs
Pace Project No.: 35276270

Sample: B11 **Lab ID: 35276270005** Collected: 11/10/16 11:17 Received: 11/10/16 15:40 Matrix: Water

Parameters	Results	Units	PQL	MDL	DF	Prepared	Analyzed	CAS No.	Qual
2540C Total Dissolved Solids	Analytical Method: SM 2540C								
Total Dissolved Solids	**164**	mg/L	5.0	5.0	1		11/15/16 17:56		
300.0 IC Anions 28 Days	Analytical Method: EPA 300.0								
Chloride	**16.6**	mg/L	5.0	2.5	1		11/12/16 20:40	16887-00-6	
350.1 Ammonia	Analytical Method: EPA 350.1								
Nitrogen, Ammonia	**0.84**	mg/L	0.050	0.020	1		11/17/16 14:01	7664-41-7	
353.2 Nitrogen, NO2/NO3 unpres	Analytical Method: EPA 353.2								
Nitrogen, Nitrate	**0.020 I**	mg/L	0.040	0.010	1		11/11/16 14:17		

REPORT OF LABORATORY ANALYSIS

This report shall not be reproduced, except in full,
without the written consent of Pace Analytical Services, LLC.

Pace Analytical Services, LLC
8 East Tower Circle
Ormond Beach, FL 32174
(386)672-5668

ANALYTICAL RESULTS

Project: Tomoka LF Semi-annual MWs
Pace Project No.: 35276270

Sample: B33-2 **Lab ID: 35276270006** Collected: 11/10/16 12:00 Received: 11/10/16 15:40 Matrix: Water

Parameters	Results	Units	PQL	MDL	DF	Prepared	Analyzed	CAS No.	Qual
Field Data	Analytical Method:								
Field pH	**6.84**	Std. Units			1		11/10/16 12:00		
Field Temperature	**25.2**	deg C			1		11/10/16 12:00		
Appearance	**Color: yellow Sheen: none**				1		11/10/16 12:00		
Field Specific Conductance	**1135**	umhos/cm			1		11/10/16 12:00		
Oxygen, Dissolved	**1.10**	mg/L			1		11/10/16 12:00	7782-44-7	
REDOX	**38.8**	mV			1		11/10/16 12:00		
Turbidity	**16.90**	NTU			1		11/10/16 12:00		
Water Level(NGVD)	**27.52**	feet			1		11/10/16 12:00		
8011 GCS EDB and DBCP	Analytical Method: EPA 8011 Preparation Method: EPA 8011								
1,2-Dibromo-3-chloropropane	**0.0048 U**	ug/L	0.020	0.0048	1	11/14/16 11:35	11/15/16 04:38	96-12-8	
1,2-Dibromoethane (EDB)	**0.0074 U**	ug/L	0.0099	0.0074	1	11/14/16 11:35	11/15/16 04:38	106-93-4	
6010 MET ICP	Analytical Method: EPA 6010 Preparation Method: EPA 3010								
Arsenic	**5.0 U**	ug/L	10.0	5.0	1	11/17/16 18:25	11/21/16 11:00	7440-38-2	
Barium	**72.1**	ug/L	10.0	5.0	1	11/17/16 18:25	11/21/16 11:00	7440-39-3	
Beryllium	**0.50 U**	ug/L	1.0	0.50	1	11/17/16 18:25	11/21/16 11:00	7440-41-7	
Cadmium	**0.50 U**	ug/L	1.0	0.50	1	11/17/16 18:25	11/21/16 11:00	7440-43-9	
Chromium	**6.1**	ug/L	5.0	2.5	1	11/17/16 18:25	11/21/16 11:00	7440-47-3	
Cobalt	**5.0 U**	ug/L	10.0	5.0	1	11/17/16 18:25	11/21/16 11:00	7440-48-4	
Copper	**5.1**	ug/L	5.0	2.5	1	11/17/16 18:25	11/21/16 11:00	7440-50-8	
Iron	**1120**	ug/L	40.0	20.0	1	11/17/16 18:25	11/21/16 11:00	7439-89-6	
Lead	**5.0 U**	ug/L	10.0	5.0	1	11/17/16 18:25	11/21/16 11:00	7439-92-1	
Nickel	**3.9 I**	ug/L	5.0	2.5	1	11/17/16 18:25	11/21/16 11:00	7440-02-0	
Selenium	**7.9 I**	ug/L	15.0	7.5	1	11/17/16 18:25	11/21/16 11:00	7782-49-2	
Silver	**2.5 U**	ug/L	5.0	2.5	1	11/17/16 18:25	11/21/16 11:00	7440-22-4	
Sodium	**127**	mg/L	1.0	0.50	1	11/17/16 18:25	11/21/16 11:00	7440-23-5	
Vanadium	**14.4**	ug/L	10.0	5.0	1	11/17/16 18:25	11/21/16 11:00	7440-62-2	
Zinc	**50.0 U**	ug/L	100	50.0	5	11/17/16 18:25	11/22/16 04:32	7440-66-6	D3
6020 MET ICPMS	Analytical Method: EPA 6020 Preparation Method: EPA 3010								
Antimony	**2.7**	ug/L	1.0	0.50	1	11/17/16 18:28	11/18/16 18:54	7440-36-0	
Thallium	**0.50 U**	ug/L	1.0	0.50	1	11/17/16 18:28	11/18/16 18:54	7440-28-0	
7470 Mercury	Analytical Method: EPA 7470 Preparation Method: EPA 7470								
Mercury	**0.10 I**	ug/L	0.20	0.10	1	11/18/16 05:45	11/18/16 13:59	7439-97-6	
8260 MSV	Analytical Method: EPA 8260								
Acetone	**10.0 U**	ug/L	20.0	10.0	1		11/17/16 18:59	67-64-1	
Acrylonitrile	**5.0 U**	ug/L	10.0	5.0	1		11/17/16 18:59	107-13-1	
Benzene	**0.10 U**	ug/L	1.0	0.10	1		11/17/16 18:59	71-43-2	
Bromochloromethane	**0.50 U**	ug/L	1.0	0.50	1		11/17/16 18:59	74-97-5	
Bromodichloromethane	**0.27 U**	ug/L	0.60	0.27	1		11/17/16 18:59	75-27-4	

REPORT OF LABORATORY ANALYSIS

This report shall not be reproduced, except in full,
without the written consent of Pace Analytical Services, LLC.

Pace Analytical Services, LLC
8 East Tower Circle
Ormond Beach, FL 32174
(386)672-5668

ANALYTICAL RESULTS

Project: Tomoka LF Semi-annual MWs
Pace Project No.: 35276270

Sample: B33-2 **Lab ID: 35276270006** Collected: 11/10/16 12:00 Received: 11/10/16 15:40 Matrix: Water

Parameters	Results	Units	PQL	MDL	DF	Prepared	Analyzed	CAS No.	Qual
8260 MSV	Analytical Method: EPA 8260								
Bromoform	**0.50 U**	ug/L	1.0	0.50	1		11/17/16 18:59	75-25-2	
Bromomethane	**0.50 U**	ug/L	5.0	0.50	1		11/17/16 18:59	74-83-9	
2-Butanone (MEK)	**5.0 U**	ug/L	10.0	5.0	1		11/17/16 18:59	78-93-3	
Carbon disulfide	**5.0 U**	ug/L	10.0	5.0	1		11/17/16 18:59	75-15-0	
Carbon tetrachloride	**0.50 U**	ug/L	1.0	0.50	1		11/17/16 18:59	56-23-5	
Chlorobenzene	**0.50 U**	ug/L	1.0	0.50	1		11/17/16 18:59	108-90-7	
Chloroethane	**0.50 U**	ug/L	10.0	0.50	1		11/17/16 18:59	75-00-3	
Chloroform	**0.50 U**	ug/L	1.0	0.50	1		11/17/16 18:59	67-66-3	
Chloromethane	**0.62 U**	ug/L	1.0	0.62	1		11/17/16 18:59	74-87-3	
Dibromochloromethane	**0.26 U**	ug/L	0.50	0.26	1		11/17/16 18:59	124-48-1	
Dibromomethane	**0.50 U**	ug/L	1.0	0.50	1		11/17/16 18:59	74-95-3	
1,2-Dichlorobenzene	**0.50 U**	ug/L	1.0	0.50	1		11/17/16 18:59	95-50-1	
1,4-Dichlorobenzene	**0.50 U**	ug/L	1.0	0.50	1		11/17/16 18:59	106-46-7	
trans-1,4-Dichloro-2-butene	**5.0 U**	ug/L	10.0	5.0	1		11/17/16 18:59	110-57-6	
1,1-Dichloroethane	**0.50 U**	ug/L	1.0	0.50	1		11/17/16 18:59	75-34-3	
1,2-Dichloroethane	**0.50 U**	ug/L	1.0	0.50	1		11/17/16 18:59	107-06-2	
1,1-Dichloroethene	**0.50 U**	ug/L	1.0	0.50	1		11/17/16 18:59	75-35-4	
cis-1,2-Dichloroethene	**0.50 U**	ug/L	1.0	0.50	1		11/17/16 18:59	156-59-2	
trans-1,2-Dichloroethene	**0.50 U**	ug/L	1.0	0.50	1		11/17/16 18:59	156-60-5	
1,2-Dichloropropane	**0.50 U**	ug/L	1.0	0.50	1		11/17/16 18:59	78-87-5	
cis-1,3-Dichloropropene	**0.25 U**	ug/L	0.50	0.25	1		11/17/16 18:59	10061-01-5	
trans-1,3-Dichloropropene	**0.25 U**	ug/L	0.50	0.25	1		11/17/16 18:59	10061-02-6	
Ethylbenzene	**0.50 U**	ug/L	1.0	0.50	1		11/17/16 18:59	100-41-4	
2-Hexanone	**5.0 U**	ug/L	10.0	5.0	1		11/17/16 18:59	591-78-6	
Iodomethane	**0.50 U**	ug/L	10.0	0.50	1		11/17/16 18:59	74-88-4	
Methylene Chloride	**2.5 U**	ug/L	5.0	2.5	1		11/17/16 18:59	75-09-2	
4-Methyl-2-pentanone (MIBK)	**5.0 U**	ug/L	10.0	5.0	1		11/17/16 18:59	108-10-1	
Styrene	**0.50 U**	ug/L	1.0	0.50	1		11/17/16 18:59	100-42-5	
1,1,1,2-Tetrachloroethane	**0.50 U**	ug/L	1.0	0.50	1		11/17/16 18:59	630-20-6	
1,1,2,2-Tetrachloroethane	**0.12 U**	ug/L	0.50	0.12	1		11/17/16 18:59	79-34-5	
Tetrachloroethene	**0.50 U**	ug/L	1.0	0.50	1		11/17/16 18:59	127-18-4	
Toluene	**0.50 U**	ug/L	1.0	0.50	1		11/17/16 18:59	108-88-3	
1,1,1-Trichloroethane	**0.50 U**	ug/L	1.0	0.50	1		11/17/16 18:59	71-55-6	
1,1,2-Trichloroethane	**0.50 U**	ug/L	1.0	0.50	1		11/17/16 18:59	79-00-5	
Trichloroethene	**0.50 U**	ug/L	1.0	0.50	1		11/17/16 18:59	79-01-6	
Trichlorofluoromethane	**0.50 U**	ug/L	1.0	0.50	1		11/17/16 18:59	75-69-4	
1,2,3-Trichloropropane	**0.59 U**	ug/L	1.0	0.59	1		11/17/16 18:59	96-18-4	
Vinyl acetate	**1.0 U**	ug/L	2.0	1.0	1		11/17/16 18:59	108-05-4	
Vinyl chloride	**0.50 U**	ug/L	1.0	0.50	1		11/17/16 18:59	75-01-4	
Xylene (Total)	**1.5 U**	ug/L	3.0	1.5	1		11/17/16 18:59	1330-20-7	
Surrogates									
4-Bromofluorobenzene (S)	93	%	89-111		1		11/17/16 18:59	460-00-4	
1,2-Dichloroethane-d4 (S)	102	%	75-135		1		11/17/16 18:59	17060-07-0	
Toluene-d8 (S)	100	%	89-112		1		11/17/16 18:59	2037-26-5	

REPORT OF LABORATORY ANALYSIS

This report shall not be reproduced, except in full,
without the written consent of Pace Analytical Services, LLC.

Pace Analytical Services, LLC
8 East Tower Circle
Ormond Beach, FL 32174
(386)672-5668

ANALYTICAL RESULTS

Project: Tomoka LF Semi-annual MWs
Pace Project No.: 35276270

Sample: B33-2 **Lab ID: 35276270006** Collected: 11/10/16 12:00 Received: 11/10/16 15:40 Matrix: Water

Parameters	Results	Units	PQL	MDL	DF	Prepared	Analyzed	CAS No.	Qual
2540C Total Dissolved Solids	Analytical Method: SM 2540C								
Total Dissolved Solids	**764**	mg/L	10.0	10.0	1		11/15/16 17:57		
300.0 IC Anions 28 Days	Analytical Method: EPA 300.0								
Chloride	**55.3**	mg/L	25.0	12.5	5		11/12/16 21:03	16887-00-6	
350.1 Ammonia	Analytical Method: EPA 350.1								
Nitrogen, Ammonia	**0.020 U**	mg/L	0.050	0.020	1		11/17/16 14:02	7664-41-7	
353.2 Nitrogen, NO2/NO3 unpres	Analytical Method: EPA 353.2								
Nitrogen, Nitrate	**0.092**	mg/L	0.040	0.010	1		11/11/16 14:22		

REPORT OF LABORATORY ANALYSIS

This report shall not be reproduced, except in full,
without the written consent of Pace Analytical Services, LLC.

Pace Analytical Services, LLC
8 East Tower Circle
Ormond Beach, FL 32174
(386)672-5668

ANALYTICAL RESULTS

Project: Tomoka LF Semi-annual MWs
Pace Project No.: 35276270

Sample: B33-1 **Lab ID: 35276270007** Collected: 11/10/16 13:06 Received: 11/10/16 15:40 Matrix: Water

Parameters	Results	Units	PQL	MDL	DF	Prepared	Analyzed	CAS No.	Qual
Field Data	Analytical Method:								
Field pH	**6.24**	Std. Units			1		11/10/16 13:06		
Field Temperature	**24.1**	deg C			1		11/10/16 13:06		
Appearance	**Color: yellow, Sheen: none**				1		11/10/16 13:06		
Field Specific Conductance	**787**	umhos/cm			1		11/10/16 13:06		
Oxygen, Dissolved	**0.09**	mg/L			1		11/10/16 13:06	7782-44-7	
REDOX	**-69.3**	mV			1		11/10/16 13:06		
Turbidity	**1.15**	NTU			1		11/10/16 13:06		
Water Level(NGVD)	**26.94**	feet			1		11/10/16 13:06		
8011 GCS EDB and DBCP	Analytical Method: EPA 8011 Preparation Method: EPA 8011								
1,2-Dibromo-3-chloropropane	**0.0047 U**	ug/L	0.019	0.0047	1	11/14/16 15:45	11/16/16 02:48	96-12-8	J(M1)
1,2-Dibromoethane (EDB)	**0.0072 U**	ug/L	0.0096	0.0072	1	11/14/16 15:45	11/16/16 02:48	106-93-4	J(M1)
6010 MET ICP	Analytical Method: EPA 6010 Preparation Method: EPA 3010								
Arsenic	**5.0 U**	ug/L	10.0	5.0	1	11/17/16 18:25	11/21/16 11:04	7440-38-2	
Barium	**60.3**	ug/L	10.0	5.0	1	11/17/16 18:25	11/21/16 11:04	7440-39-3	
Beryllium	**0.50 U**	ug/L	1.0	0.50	1	11/17/16 18:25	11/21/16 11:04	7440-41-7	
Cadmium	**0.50 U**	ug/L	1.0	0.50	1	11/17/16 18:25	11/21/16 11:04	7440-43-9	
Chromium	**2.5 U**	ug/L	5.0	2.5	1	11/17/16 18:25	11/21/16 11:04	7440-47-3	
Cobalt	**5.0 U**	ug/L	10.0	5.0	1	11/17/16 18:25	11/21/16 11:04	7440-48-4	
Copper	**2.5 U**	ug/L	5.0	2.5	1	11/17/16 18:25	11/21/16 11:04	7440-50-8	
Iron	**13100**	ug/L	40.0	20.0	1	11/17/16 18:25	11/21/16 11:04	7439-89-6	
Lead	**5.0 U**	ug/L	10.0	5.0	1	11/17/16 18:25	11/21/16 11:04	7439-92-1	
Nickel	**2.5 U**	ug/L	5.0	2.5	1	11/17/16 18:25	11/21/16 11:04	7440-02-0	
Selenium	**7.5 U**	ug/L	15.0	7.5	1	11/17/16 18:25	11/21/16 11:04	7782-49-2	
Silver	**2.5 U**	ug/L	5.0	2.5	1	11/17/16 18:25	11/21/16 11:04	7440-22-4	
Sodium	**71.7**	mg/L	1.0	0.50	1	11/17/16 18:25	11/21/16 11:04	7440-23-5	
Vanadium	**5.0 U**	ug/L	10.0	5.0	1	11/17/16 18:25	11/21/16 11:04	7440-62-2	
Zinc	**10.0 U**	ug/L	20.0	10.0	1	11/17/16 18:25	11/21/16 11:04	7440-66-6	
6020 MET ICPMS	Analytical Method: EPA 6020 Preparation Method: EPA 3010								
Antimony	**0.50 U**	ug/L	1.0	0.50	1	11/17/16 18:28	11/18/16 18:58	7440-36-0	
Thallium	**0.50 U**	ug/L	1.0	0.50	1	11/17/16 18:28	11/18/16 18:58	7440-28-0	
7470 Mercury	Analytical Method: EPA 7470 Preparation Method: EPA 7470								
Mercury	**0.10 U**	ug/L	0.20	0.10	1	11/18/16 05:45	11/18/16 14:01	7439-97-6	
8260 MSV	Analytical Method: EPA 8260								
Acetone	**10.0 U**	ug/L	20.0	10.0	1		11/17/16 19:25	67-64-1	
Acrylonitrile	**5.0 U**	ug/L	10.0	5.0	1		11/17/16 19:25	107-13-1	
Benzene	**0.10 U**	ug/L	1.0	0.10	1		11/17/16 19:25	71-43-2	
Bromochloromethane	**0.50 U**	ug/L	1.0	0.50	1		11/17/16 19:25	74-97-5	
Bromodichloromethane	**0.27 U**	ug/L	0.60	0.27	1		11/17/16 19:25	75-27-4	

REPORT OF LABORATORY ANALYSIS

This report shall not be reproduced, except in full,
without the written consent of Pace Analytical Services, LLC.

Pace Analytical Services, LLC
8 East Tower Circle
Ormond Beach, FL 32174
(386)672-5668

ANALYTICAL RESULTS

Project: Tomoka LF Semi-annual MWs
Pace Project No.: 35276270

Sample: B33-1 **Lab ID: 35276270007** Collected: 11/10/16 13:06 Received: 11/10/16 15:40 Matrix: Water

Parameters	Results	Units	PQL	MDL	DF	Prepared	Analyzed	CAS No.	Qual
8260 MSV	Analytical Method: EPA 8260								
Bromoform	**0.50 U**	ug/L	1.0	0.50	1		11/17/16 19:25	75-25-2	
Bromomethane	**0.50 U**	ug/L	5.0	0.50	1		11/17/16 19:25	74-83-9	
2-Butanone (MEK)	**5.0 U**	ug/L	10.0	5.0	1		11/17/16 19:25	78-93-3	
Carbon disulfide	**5.0 U**	ug/L	10.0	5.0	1		11/17/16 19:25	75-15-0	
Carbon tetrachloride	**0.50 U**	ug/L	1.0	0.50	1		11/17/16 19:25	56-23-5	
Chlorobenzene	**0.50 U**	ug/L	1.0	0.50	1		11/17/16 19:25	108-90-7	
Chloroethane	**0.50 U**	ug/L	10.0	0.50	1		11/17/16 19:25	75-00-3	
Chloroform	**0.50 U**	ug/L	1.0	0.50	1		11/17/16 19:25	67-66-3	
Chloromethane	**0.62 U**	ug/L	1.0	0.62	1		11/17/16 19:25	74-87-3	
Dibromochloromethane	**0.26 U**	ug/L	0.50	0.26	1		11/17/16 19:25	124-48-1	
Dibromomethane	**0.50 U**	ug/L	1.0	0.50	1		11/17/16 19:25	74-95-3	
1,2-Dichlorobenzene	**0.50 U**	ug/L	1.0	0.50	1		11/17/16 19:25	95-50-1	
1,4-Dichlorobenzene	**0.50 U**	ug/L	1.0	0.50	1		11/17/16 19:25	106-46-7	
trans-1,4-Dichloro-2-butene	**5.0 U**	ug/L	10.0	5.0	1		11/17/16 19:25	110-57-6	
1,1-Dichloroethane	**0.50 U**	ug/L	1.0	0.50	1		11/17/16 19:25	75-34-3	
1,2-Dichloroethane	**0.50 U**	ug/L	1.0	0.50	1		11/17/16 19:25	107-06-2	
1,1-Dichloroethene	**0.50 U**	ug/L	1.0	0.50	1		11/17/16 19:25	75-35-4	
cis-1,2-Dichloroethene	**0.50 U**	ug/L	1.0	0.50	1		11/17/16 19:25	156-59-2	
trans-1,2-Dichloroethene	**0.50 U**	ug/L	1.0	0.50	1		11/17/16 19:25	156-60-5	
1,2-Dichloropropane	**0.50 U**	ug/L	1.0	0.50	1		11/17/16 19:25	78-87-5	
cis-1,3-Dichloropropene	**0.25 U**	ug/L	0.50	0.25	1		11/17/16 19:25	10061-01-5	
trans-1,3-Dichloropropene	**0.25 U**	ug/L	0.50	0.25	1		11/17/16 19:25	10061-02-6	
Ethylbenzene	**0.50 U**	ug/L	1.0	0.50	1		11/17/16 19:25	100-41-4	
2-Hexanone	**5.0 U**	ug/L	10.0	5.0	1		11/17/16 19:25	591-78-6	
Iodomethane	**0.50 U**	ug/L	10.0	0.50	1		11/17/16 19:25	74-88-4	
Methylene Chloride	**2.5 U**	ug/L	5.0	2.5	1		11/17/16 19:25	75-09-2	
4-Methyl-2-pentanone (MIBK)	**5.0 U**	ug/L	10.0	5.0	1		11/17/16 19:25	108-10-1	
Styrene	**0.50 U**	ug/L	1.0	0.50	1		11/17/16 19:25	100-42-5	
1,1,1,2-Tetrachloroethane	**0.50 U**	ug/L	1.0	0.50	1		11/17/16 19:25	630-20-6	
1,1,2,2-Tetrachloroethane	**0.12 U**	ug/L	0.50	0.12	1		11/17/16 19:25	79-34-5	
Tetrachloroethene	**0.50 U**	ug/L	1.0	0.50	1		11/17/16 19:25	127-18-4	
Toluene	**0.50 U**	ug/L	1.0	0.50	1		11/17/16 19:25	108-88-3	
1,1,1-Trichloroethane	**0.50 U**	ug/L	1.0	0.50	1		11/17/16 19:25	71-55-6	
1,1,2-Trichloroethane	**0.50 U**	ug/L	1.0	0.50	1		11/17/16 19:25	79-00-5	
Trichloroethene	**0.50 U**	ug/L	1.0	0.50	1		11/17/16 19:25	79-01-6	
Trichlorofluoromethane	**0.50 U**	ug/L	1.0	0.50	1		11/17/16 19:25	75-69-4	
1,2,3-Trichloropropane	**0.59 U**	ug/L	1.0	0.59	1		11/17/16 19:25	96-18-4	
Vinyl acetate	**1.0 U**	ug/L	2.0	1.0	1		11/17/16 19:25	108-05-4	
Vinyl chloride	**0.50 U**	ug/L	1.0	0.50	1		11/17/16 19:25	75-01-4	
Xylene (Total)	**1.5 U**	ug/L	3.0	1.5	1		11/17/16 19:25	1330-20-7	
Surrogates									
4-Bromofluorobenzene (S)	90	%	89-111		1		11/17/16 19:25	460-00-4	
1,2-Dichloroethane-d4 (S)	101	%	75-135		1		11/17/16 19:25	17060-07-0	
Toluene-d8 (S)	98	%	89-112		1		11/17/16 19:25	2037-26-5	

REPORT OF LABORATORY ANALYSIS

This report shall not be reproduced, except in full,
without the written consent of Pace Analytical Services, LLC.

Pace Analytical Services, LLC
8 East Tower Circle
Ormond Beach, FL 32174
(386)672-5668

ANALYTICAL RESULTS

Project: Tomoka LF Semi-annual MWs
Pace Project No.: 35276270

Sample: B33-1 **Lab ID: 35276270007** Collected: 11/10/16 13:06 Received: 11/10/16 15:40 Matrix: Water

Parameters	Results	Units	PQL	MDL	DF	Prepared	Analyzed	CAS No.	Qual
2540C Total Dissolved Solids	Analytical Method: SM 2540C								
Total Dissolved Solids	**522**	mg/L	5.0	5.0	1		11/15/16 17:58		
300.0 IC Anions 28 Days	Analytical Method: EPA 300.0								
Chloride	**101**	mg/L	10.0	5.0	2		11/13/16 21:48	16887-00-6	
350.1 Ammonia	Analytical Method: EPA 350.1								
Nitrogen, Ammonia	**0.28**	mg/L	0.050	0.020	1		11/17/16 14:04	7664-41-7	
353.2 Nitrogen, NO2/NO3 unpres	Analytical Method: EPA 353.2								
Nitrogen, Nitrate	**0.050 U**	mg/L	0.20	0.050	5		11/11/16 14:27		

REPORT OF LABORATORY ANALYSIS

This report shall not be reproduced, except in full,
without the written consent of Pace Analytical Services, LLC.

Pace Analytical Services, LLC
8 East Tower Circle
Ormond Beach, FL 32174
(386)672-5668

ANALYTICAL RESULTS

Project: Tomoka LF Semi-annual MWs
Pace Project No.: 35276270

Sample: B68 **Lab ID: 35276270008** Collected: 11/10/16 14:35 Received: 11/10/16 15:40 Matrix: Water

Parameters	Results	Units	PQL	MDL	DF	Prepared	Analyzed	CAS No.	Qual
Field Data	Analytical Method:								
Field pH	**5.89**	Std. Units			1		11/10/16 14:35		
Field Temperature	**25.0**	deg C			1		11/10/16 14:35		
Appearance	**Color: yellow, Sheen: none**				1		11/10/16 14:35		
Field Specific Conductance	**1110**	umhos/cm			1		11/10/16 14:35		
Oxygen, Dissolved	**0.08**	mg/L			1		11/10/16 14:35	7782-44-7	
REDOX	**-21.9**	mV			1		11/10/16 14:35		
Turbidity	**0.34**	NTU			1		11/10/16 14:35		
Water Level(NGVD)	**26.28**	feet			1		11/10/16 14:35		
8011 GCS EDB and DBCP	Analytical Method: EPA 8011 Preparation Method: EPA 8011								
1,2-Dibromo-3-chloropropane	**0.0049 U**	ug/L	0.020	0.0049	1	11/14/16 15:45	11/16/16 03:33	96-12-8	
1,2-Dibromoethane (EDB)	**0.0075 U**	ug/L	0.010	0.0075	1	11/14/16 15:45	11/16/16 03:33	106-93-4	
6010 MET ICP	Analytical Method: EPA 6010 Preparation Method: EPA 3010								
Arsenic	**5.0 U**	ug/L	10.0	5.0	1	11/17/16 18:25	11/21/16 11:08	7440-38-2	
Barium	**204**	ug/L	10.0	5.0	1	11/17/16 18:25	11/21/16 11:08	7440-39-3	
Beryllium	**0.50 U**	ug/L	1.0	0.50	1	11/17/16 18:25	11/21/16 11:08	7440-41-7	
Cadmium	**0.50 U**	ug/L	1.0	0.50	1	11/17/16 18:25	11/21/16 11:08	7440-43-9	
Chromium	**2.5 U**	ug/L	5.0	2.5	1	11/17/16 18:25	11/21/16 11:08	7440-47-3	
Cobalt	**5.0 U**	ug/L	10.0	5.0	1	11/17/16 18:25	11/21/16 11:08	7440-48-4	
Copper	**2.5 U**	ug/L	5.0	2.5	1	11/17/16 18:25	11/21/16 11:08	7440-50-8	
Iron	**36100**	ug/L	40.0	20.0	1	11/17/16 18:25	11/21/16 11:08	7439-89-6	
Lead	**5.0 U**	ug/L	10.0	5.0	1	11/17/16 18:25	11/21/16 11:08	7439-92-1	
Nickel	**2.5 U**	ug/L	5.0	2.5	1	11/17/16 18:25	11/21/16 11:08	7440-02-0	
Selenium	**7.5 U**	ug/L	15.0	7.5	1	11/17/16 18:25	11/21/16 11:08	7782-49-2	
Silver	**2.5 U**	ug/L	5.0	2.5	1	11/17/16 18:25	11/21/16 11:08	7440-22-4	
Sodium	**32.7**	mg/L	1.0	0.50	1	11/17/16 18:25	11/21/16 11:08	7440-23-5	
Vanadium	**5.0 U**	ug/L	10.0	5.0	1	11/17/16 18:25	11/21/16 11:08	7440-62-2	
Zinc	**10.0 U**	ug/L	20.0	10.0	1	11/17/16 18:25	11/21/16 11:08	7440-66-6	
6020 MET ICPMS	Analytical Method: EPA 6020 Preparation Method: EPA 3010								
Antimony	**0.50 U**	ug/L	1.0	0.50	1	11/17/16 18:28	11/18/16 19:01	7440-36-0	
Thallium	**0.50 U**	ug/L	1.0	0.50	1	11/17/16 18:28	11/18/16 19:01	7440-28-0	
7470 Mercury	Analytical Method: EPA 7470 Preparation Method: EPA 7470								
Mercury	**0.10 I**	ug/L	0.20	0.10	1	11/18/16 05:45	11/18/16 14:03	7439-97-6	
8260 MSV	Analytical Method: EPA 8260								
Acetone	**10.0 U**	ug/L	20.0	10.0	1		11/17/16 19:52	67-64-1	
Acrylonitrile	**5.0 U**	ug/L	10.0	5.0	1		11/17/16 19:52	107-13-1	
Benzene	**0.10 U**	ug/L	1.0	0.10	1		11/17/16 19:52	71-43-2	
Bromochloromethane	**0.50 U**	ug/L	1.0	0.50	1		11/17/16 19:52	74-97-5	
Bromodichloromethane	**0.27 U**	ug/L	0.60	0.27	1		11/17/16 19:52	75-27-4	

REPORT OF LABORATORY ANALYSIS

This report shall not be reproduced, except in full,
without the written consent of Pace Analytical Services, LLC.

Pace Analytical Services, LLC
8 East Tower Circle
Ormond Beach, FL 32174
(386)672-5668

ANALYTICAL RESULTS

Project: Tomoka LF Semi-annual MWs
Pace Project No.: 35276270

Sample: B68 **Lab ID: 35276270008** Collected: 11/10/16 14:35 Received: 11/10/16 15:40 Matrix: Water

Parameters	Results	Units	PQL	MDL	DF	Prepared	Analyzed	CAS No.	Qual
8260 MSV	Analytical Method: EPA 8260								
Bromoform	**0.50 U**	ug/L	1.0	0.50	1		11/17/16 19:52	75-25-2	
Bromomethane	**0.50 U**	ug/L	5.0	0.50	1		11/17/16 19:52	74-83-9	
2-Butanone (MEK)	**5.0 U**	ug/L	10.0	5.0	1		11/17/16 19:52	78-93-3	
Carbon disulfide	**5.0 U**	ug/L	10.0	5.0	1		11/17/16 19:52	75-15-0	
Carbon tetrachloride	**0.50 U**	ug/L	1.0	0.50	1		11/17/16 19:52	56-23-5	
Chlorobenzene	**0.50 U**	ug/L	1.0	0.50	1		11/17/16 19:52	108-90-7	
Chloroethane	**0.50 U**	ug/L	10.0	0.50	1		11/17/16 19:52	75-00-3	
Chloroform	**0.50 U**	ug/L	1.0	0.50	1		11/17/16 19:52	67-66-3	
Chloromethane	**0.62 U**	ug/L	1.0	0.62	1		11/17/16 19:52	74-87-3	
Dibromochloromethane	**0.26 U**	ug/L	0.50	0.26	1		11/17/16 19:52	124-48-1	
Dibromomethane	**0.50 U**	ug/L	1.0	0.50	1		11/17/16 19:52	74-95-3	
1,2-Dichlorobenzene	**0.50 U**	ug/L	1.0	0.50	1		11/17/16 19:52	95-50-1	
1,4-Dichlorobenzene	**0.50 U**	ug/L	1.0	0.50	1		11/17/16 19:52	106-46-7	
trans-1,4-Dichloro-2-butene	**5.0 U**	ug/L	10.0	5.0	1		11/17/16 19:52	110-57-6	
1,1-Dichloroethane	**0.50 U**	ug/L	1.0	0.50	1		11/17/16 19:52	75-34-3	
1,2-Dichloroethane	**0.50 U**	ug/L	1.0	0.50	1		11/17/16 19:52	107-06-2	
1,1-Dichloroethene	**0.50 U**	ug/L	1.0	0.50	1		11/17/16 19:52	75-35-4	
cis-1,2-Dichloroethene	**0.50 U**	ug/L	1.0	0.50	1		11/17/16 19:52	156-59-2	
trans-1,2-Dichloroethene	**0.50 U**	ug/L	1.0	0.50	1		11/17/16 19:52	156-60-5	
1,2-Dichloropropane	**0.50 U**	ug/L	1.0	0.50	1		11/17/16 19:52	78-87-5	
cis-1,3-Dichloropropene	**0.25 U**	ug/L	0.50	0.25	1		11/17/16 19:52	10061-01-5	
trans-1,3-Dichloropropene	**0.25 U**	ug/L	0.50	0.25	1		11/17/16 19:52	10061-02-6	
Ethylbenzene	**0.50 U**	ug/L	1.0	0.50	1		11/17/16 19:52	100-41-4	
2-Hexanone	**5.0 U**	ug/L	10.0	5.0	1		11/17/16 19:52	591-78-6	
Iodomethane	**0.50 U**	ug/L	10.0	0.50	1		11/17/16 19:52	74-88-4	
Methylene Chloride	**2.5 U**	ug/L	5.0	2.5	1		11/17/16 19:52	75-09-2	
4-Methyl-2-pentanone (MIBK)	**5.0 U**	ug/L	10.0	5.0	1		11/17/16 19:52	108-10-1	
Styrene	**0.50 U**	ug/L	1.0	0.50	1		11/17/16 19:52	100-42-5	
1,1,1,2-Tetrachloroethane	**0.50 U**	ug/L	1.0	0.50	1		11/17/16 19:52	630-20-6	
1,1,2,2-Tetrachloroethane	**0.12 U**	ug/L	0.50	0.12	1		11/17/16 19:52	79-34-5	
Tetrachloroethene	**0.50 U**	ug/L	1.0	0.50	1		11/17/16 19:52	127-18-4	
Toluene	**0.50 U**	ug/L	1.0	0.50	1		11/17/16 19:52	108-88-3	
1,1,1-Trichloroethane	**0.50 U**	ug/L	1.0	0.50	1		11/17/16 19:52	71-55-6	
1,1,2-Trichloroethane	**0.50 U**	ug/L	1.0	0.50	1		11/17/16 19:52	79-00-5	
Trichloroethene	**0.50 U**	ug/L	1.0	0.50	1		11/17/16 19:52	79-01-6	
Trichlorofluoromethane	**0.50 U**	ug/L	1.0	0.50	1		11/17/16 19:52	75-69-4	
1,2,3-Trichloropropane	**0.59 U**	ug/L	1.0	0.59	1		11/17/16 19:52	96-18-4	
Vinyl acetate	**1.0 U**	ug/L	2.0	1.0	1		11/17/16 19:52	108-05-4	
Vinyl chloride	**0.50 U**	ug/L	1.0	0.50	1		11/17/16 19:52	75-01-4	
Xylene (Total)	**1.5 U**	ug/L	3.0	1.5	1		11/17/16 19:52	1330-20-7	
Surrogates									
4-Bromofluorobenzene (S)	92	%	89-111		1		11/17/16 19:52	460-00-4	
1,2-Dichloroethane-d4 (S)	101	%	75-135		1		11/17/16 19:52	17060-07-0	
Toluene-d8 (S)	99	%	89-112		1		11/17/16 19:52	2037-26-5	

REPORT OF LABORATORY ANALYSIS

This report shall not be reproduced, except in full,
without the written consent of Pace Analytical Services, LLC.

Pace Analytical Services, LLC
8 East Tower Circle
Ormond Beach, FL 32174
(386)672-5668

ANALYTICAL RESULTS

Project: Tomoka LF Semi-annual MWs
Pace Project No.: 35276270

Sample: B68 **Lab ID: 35276270008** Collected: 11/10/16 14:35 Received: 11/10/16 15:40 Matrix: Water

Parameters	Results	Units	PQL	MDL	DF	Prepared	Analyzed	CAS No.	Qual
2540C Total Dissolved Solids	Analytical Method: SM 2540C								
Total Dissolved Solids	**718**	mg/L	10.0	10.0	1		11/15/16 17:58		
300.0 IC Anions 28 Days	Analytical Method: EPA 300.0								
Chloride	**31.7**	mg/L	25.0	12.5	5		11/12/16 21:47	16887-00-6	
350.1 Ammonia	Analytical Method: EPA 350.1								
Nitrogen, Ammonia	**2.3**	mg/L	0.050	0.020	1		11/17/16 14:06	7664-41-7	
353.2 Nitrogen, NO2/NO3 unpres	Analytical Method: EPA 353.2								
Nitrogen, Nitrate	**0.060 I**	mg/L	0.12	0.030	3		11/11/16 18:23		

REPORT OF LABORATORY ANALYSIS

This report shall not be reproduced, except in full,
without the written consent of Pace Analytical Services, LLC.

Pace Analytical Services, LLC
8 East Tower Circle
Ormond Beach, FL 32174
(386)672-5668

ANALYTICAL RESULTS

Project: Tomoka LF Semi-annual MWs
Pace Project No.: 35276270

Sample: B70-2 **Lab ID: 35276270009** Collected: 11/10/16 09:41 Received: 11/10/16 15:40 Matrix: Water

Parameters	Results	Units	PQL	MDL	DF	Prepared	Analyzed	CAS No.	Qual
Field Data	Analytical Method:								
Field pH	**6.11**	Std. Units			1		11/10/16 09:41		
Field Temperature	**25.09**	deg C			1		11/10/16 09:41		
Appearance	**Color: yellow, Sheen: none**				1		11/10/16 09:41		
Field Specific Conductance	**452**	umhos/cm			1		11/10/16 09:41		
Oxygen, Dissolved	**0.29**	mg/L			1		11/10/16 09:41	7782-44-7	
REDOX	**67.3**	mV			1		11/10/16 09:41		
Turbidity	**5.62**	NTU			1		11/10/16 09:41		
Water Level(NGVD)	**23.41**	feet			1		11/10/16 09:41		
8011 GCS EDB and DBCP	Analytical Method: EPA 8011 Preparation Method: EPA 8011								
1,2-Dibromo-3-chloropropane	**0.0048 U**	ug/L	0.020	0.0048	1	11/14/16 15:45	11/16/16 03:48	96-12-8	
1,2-Dibromoethane (EDB)	**0.0073 U**	ug/L	0.0098	0.0073	1	11/14/16 15:45	11/16/16 03:48	106-93-4	
6010 MET ICP	Analytical Method: EPA 6010 Preparation Method: EPA 3010								
Arsenic	**5.0 U**	ug/L	10.0	5.0	1	11/18/16 05:55	11/20/16 15:37	7440-38-2	
Barium	**53.7**	ug/L	10.0	5.0	1	11/18/16 05:55	11/20/16 15:37	7440-39-3	
Beryllium	**0.50 U**	ug/L	1.0	0.50	1	11/18/16 05:55	11/20/16 15:37	7440-41-7	
Cadmium	**0.50 U**	ug/L	1.0	0.50	1	11/18/16 05:55	11/20/16 15:37	7440-43-9	
Chromium	**2.5 U**	ug/L	5.0	2.5	1	11/18/16 05:55	11/20/16 15:37	7440-47-3	
Cobalt	**5.0 U**	ug/L	10.0	5.0	1	11/18/16 05:55	11/20/16 15:37	7440-48-4	
Copper	**2.5 U**	ug/L	5.0	2.5	1	11/18/16 05:55	11/20/16 15:37	7440-50-8	
Iron	**1420**	ug/L	40.0	20.0	1	11/18/16 05:55	11/20/16 15:37	7439-89-6	
Lead	**5.0 U**	ug/L	10.0	5.0	1	11/18/16 05:55	11/20/16 15:37	7439-92-1	
Nickel	**2.5 U**	ug/L	5.0	2.5	1	11/18/16 05:55	11/20/16 15:37	7440-02-0	
Selenium	**7.5 U**	ug/L	15.0	7.5	1	11/18/16 05:55	11/20/16 15:37	7782-49-2	
Silver	**2.5 U**	ug/L	5.0	2.5	1	11/18/16 05:55	11/20/16 15:37	7440-22-4	
Sodium	**24.1**	mg/L	1.0	0.50	1	11/18/16 05:55	11/20/16 15:37	7440-23-5	
Vanadium	**5.0 U**	ug/L	10.0	5.0	1	11/18/16 05:55	11/20/16 15:37	7440-62-2	
Zinc	**10.0 U**	ug/L	20.0	10.0	1	11/18/16 05:55	11/20/16 15:37	7440-66-6	
6020 MET ICPMS	Analytical Method: EPA 6020 Preparation Method: EPA 3010								
Antimony	**0.50 U**	ug/L	1.0	0.50	1	11/18/16 05:55	11/19/16 19:33	7440-36-0	
Thallium	**0.50 U**	ug/L	1.0	0.50	1	11/18/16 05:55	11/19/16 19:33	7440-28-0	
7470 Mercury	Analytical Method: EPA 7470 Preparation Method: EPA 7470								
Mercury	**0.10 U**	ug/L	0.20	0.10	1	11/18/16 05:45	11/18/16 14:10	7439-97-6	
8260 MSV	Analytical Method: EPA 8260								
Acetone	**10.0 U**	ug/L	20.0	10.0	1		11/17/16 20:16	67-64-1	
Acrylonitrile	**5.0 U**	ug/L	10.0	5.0	1		11/17/16 20:16	107-13-1	
Benzene	**0.10 U**	ug/L	1.0	0.10	1		11/17/16 20:16	71-43-2	
Bromochloromethane	**0.50 U**	ug/L	1.0	0.50	1		11/17/16 20:16	74-97-5	
Bromodichloromethane	**0.27 U**	ug/L	0.60	0.27	1		11/17/16 20:16	75-27-4	

REPORT OF LABORATORY ANALYSIS

This report shall not be reproduced, except in full,
without the written consent of Pace Analytical Services, LLC.

Pace Analytical Services, LLC
8 East Tower Circle
Ormond Beach, FL 32174
(386)672-5668

ANALYTICAL RESULTS

Project: Tomoka LF Semi-annual MWs
Pace Project No.: 35276270

Sample: B70-2 **Lab ID: 35276270009** Collected: 11/10/16 09:41 Received: 11/10/16 15:40 Matrix: Water

Parameters	Results	Units	PQL	MDL	DF	Prepared	Analyzed	CAS No.	Qual
8260 MSV	Analytical Method: EPA 8260								
Bromoform	**0.50 U**	ug/L	1.0	0.50	1		11/17/16 20:16	75-25-2	
Bromomethane	**0.50 U**	ug/L	5.0	0.50	1		11/17/16 20:16	74-83-9	
2-Butanone (MEK)	**5.0 U**	ug/L	10.0	5.0	1		11/17/16 20:16	78-93-3	
Carbon disulfide	**5.0 U**	ug/L	10.0	5.0	1		11/17/16 20:16	75-15-0	
Carbon tetrachloride	**0.50 U**	ug/L	1.0	0.50	1		11/17/16 20:16	56-23-5	
Chlorobenzene	**0.50 U**	ug/L	1.0	0.50	1		11/17/16 20:16	108-90-7	
Chloroethane	**0.50 U**	ug/L	10.0	0.50	1		11/17/16 20:16	75-00-3	
Chloroform	**0.50 U**	ug/L	1.0	0.50	1		11/17/16 20:16	67-66-3	
Chloromethane	**0.62 U**	ug/L	1.0	0.62	1		11/17/16 20:16	74-87-3	
Dibromochloromethane	**0.26 U**	ug/L	0.50	0.26	1		11/17/16 20:16	124-48-1	
Dibromomethane	**0.50 U**	ug/L	1.0	0.50	1		11/17/16 20:16	74-95-3	
1,2-Dichlorobenzene	**0.50 U**	ug/L	1.0	0.50	1		11/17/16 20:16	95-50-1	
1,4-Dichlorobenzene	**0.50 U**	ug/L	1.0	0.50	1		11/17/16 20:16	106-46-7	
trans-1,4-Dichloro-2-butene	**5.0 U**	ug/L	10.0	5.0	1		11/17/16 20:16	110-57-6	
1,1-Dichloroethane	**0.50 U**	ug/L	1.0	0.50	1		11/17/16 20:16	75-34-3	
1,2-Dichloroethane	**0.50 U**	ug/L	1.0	0.50	1		11/17/16 20:16	107-06-2	
1,1-Dichloroethene	**0.50 U**	ug/L	1.0	0.50	1		11/17/16 20:16	75-35-4	
cis-1,2-Dichloroethene	**0.50 U**	ug/L	1.0	0.50	1		11/17/16 20:16	156-59-2	
trans-1,2-Dichloroethene	**0.50 U**	ug/L	1.0	0.50	1		11/17/16 20:16	156-60-5	
1,2-Dichloropropane	**0.50 U**	ug/L	1.0	0.50	1		11/17/16 20:16	78-87-5	
cis-1,3-Dichloropropene	**0.25 U**	ug/L	0.50	0.25	1		11/17/16 20:16	10061-01-5	
trans-1,3-Dichloropropene	**0.25 U**	ug/L	0.50	0.25	1		11/17/16 20:16	10061-02-6	
Ethylbenzene	**0.50 U**	ug/L	1.0	0.50	1		11/17/16 20:16	100-41-4	
2-Hexanone	**5.0 U**	ug/L	10.0	5.0	1		11/17/16 20:16	591-78-6	
Iodomethane	**0.50 U**	ug/L	10.0	0.50	1		11/17/16 20:16	74-88-4	
Methylene Chloride	**2.5 U**	ug/L	5.0	2.5	1		11/17/16 20:16	75-09-2	
4-Methyl-2-pentanone (MIBK)	**5.0 U**	ug/L	10.0	5.0	1		11/17/16 20:16	108-10-1	
Styrene	**0.50 U**	ug/L	1.0	0.50	1		11/17/16 20:16	100-42-5	
1,1,1,2-Tetrachloroethane	**0.50 U**	ug/L	1.0	0.50	1		11/17/16 20:16	630-20-6	
1,1,2,2-Tetrachloroethane	**0.12 U**	ug/L	0.50	0.12	1		11/17/16 20:16	79-34-5	
Tetrachloroethene	**0.50 U**	ug/L	1.0	0.50	1		11/17/16 20:16	127-18-4	
Toluene	**0.50 U**	ug/L	1.0	0.50	1		11/17/16 20:16	108-88-3	
1,1,1-Trichloroethane	**0.50 U**	ug/L	1.0	0.50	1		11/17/16 20:16	71-55-6	
1,1,2-Trichloroethane	**0.50 U**	ug/L	1.0	0.50	1		11/17/16 20:16	79-00-5	
Trichloroethene	**0.50 U**	ug/L	1.0	0.50	1		11/17/16 20:16	79-01-6	
Trichlorofluoromethane	**0.50 U**	ug/L	1.0	0.50	1		11/17/16 20:16	75-69-4	
1,2,3-Trichloropropane	**0.59 U**	ug/L	1.0	0.59	1		11/17/16 20:16	96-18-4	
Vinyl acetate	**1.0 U**	ug/L	2.0	1.0	1		11/17/16 20:16	108-05-4	
Vinyl chloride	**0.50 U**	ug/L	1.0	0.50	1		11/17/16 20:16	75-01-4	
Xylene (Total)	**1.5 U**	ug/L	3.0	1.5	1		11/17/16 20:16	1330-20-7	
Surrogates									
4-Bromofluorobenzene (S)	92	%	89-111		1		11/17/16 20:16	460-00-4	
1,2-Dichloroethane-d4 (S)	101	%	75-135		1		11/17/16 20:16	17060-07-0	
Toluene-d8 (S)	100	%	89-112		1		11/17/16 20:16	2037-26-5	

REPORT OF LABORATORY ANALYSIS

This report shall not be reproduced, except in full,
without the written consent of Pace Analytical Services, LLC.

Pace Analytical Services, LLC
8 East Tower Circle
Ormond Beach, FL 32174
(386)672-5668

ANALYTICAL RESULTS

Project: Tomoka LF Semi-annual MWs
Pace Project No.: 35276270

Sample: B70-2 **Lab ID: 35276270009** Collected: 11/10/16 09:41 Received: 11/10/16 15:40 Matrix: Water

Parameters	Results	Units	PQL	MDL	DF	Prepared	Analyzed	CAS No.	Qual
2540C Total Dissolved Solids	Analytical Method: SM 2540C								
Total Dissolved Solids	**261**	mg/L	5.0	5.0	1		11/15/16 17:58		
300.0 IC Anions 28 Days	Analytical Method: EPA 300.0								
Chloride	**28.8**	mg/L	5.0	2.5	1		11/13/16 01:17	16887-00-6	
350.1 Ammonia	Analytical Method: EPA 350.1								
Nitrogen, Ammonia	**0.034 I**	mg/L	0.050	0.020	1		11/17/16 14:10	7664-41-7	
353.2 Nitrogen, NO2/NO3 unpres	Analytical Method: EPA 353.2								
Nitrogen, Nitrate	**0.37**	mg/L	0.040	0.010	1		11/11/16 16:42		

REPORT OF LABORATORY ANALYSIS

This report shall not be reproduced, except in full,
without the written consent of Pace Analytical Services, LLC.

Pace Analytical Services, LLC
8 East Tower Circle
Ormond Beach, FL 32174
(386)672-5668

ANALYTICAL RESULTS

Project: Tomoka LF Semi-annual MWs
Pace Project No.: 35276270

Sample: B71 **Lab ID: 35276270010** Collected: 11/10/16 10:16 Received: 11/10/16 15:40 Matrix: Water

Parameters	Results	Units	PQL	MDL	DF	Prepared	Analyzed	CAS No.	Qual
Field Data	Analytical Method:								
Field pH	**5.99**	Std. Units			1		11/10/16 10:16		
Field Temperature	**25.27**	deg C			1		11/10/16 10:16		
Appearance	**Color: yellow, Sheen: none**				1		11/10/16 10:16		
Field Specific Conductance	**324**	umhos/cm			1		11/10/16 10:16		
Oxygen, Dissolved	**0.38**	mg/L			1		11/10/16 10:16	7782-44-7	
REDOX	**-89.8**	mV			1		11/10/16 10:16		
Turbidity	**1.23**	NTU			1		11/10/16 10:16		
Water Level(NGVD)	**23.70**	feet			1		11/10/16 10:16		
8011 GCS EDB and DBCP	Analytical Method: EPA 8011 Preparation Method: EPA 8011								
1,2-Dibromo-3-chloropropane	**0.0047 U**	ug/L	0.019	0.0047	1	11/14/16 15:45	11/16/16 04:03	96-12-8	
1,2-Dibromoethane (EDB)	**0.0072 U**	ug/L	0.0096	0.0072	1	11/14/16 15:45	11/16/16 04:03	106-93-4	
6010 MET ICP	Analytical Method: EPA 6010 Preparation Method: EPA 3010								
Arsenic	**5.0 U**	ug/L	10.0	5.0	1	11/18/16 05:55	11/20/16 16:02	7440-38-2	
Barium	**19.3**	ug/L	10.0	5.0	1	11/18/16 05:55	11/20/16 16:02	7440-39-3	
Beryllium	**0.50 U**	ug/L	1.0	0.50	1	11/18/16 05:55	11/20/16 16:02	7440-41-7	
Cadmium	**0.50 U**	ug/L	1.0	0.50	1	11/18/16 05:55	11/20/16 16:02	7440-43-9	
Chromium	**2.5 U**	ug/L	5.0	2.5	1	11/18/16 05:55	11/20/16 16:02	7440-47-3	
Cobalt	**5.0 U**	ug/L	10.0	5.0	1	11/18/16 05:55	11/20/16 16:02	7440-48-4	
Copper	**2.5 U**	ug/L	5.0	2.5	1	11/18/16 05:55	11/20/16 16:02	7440-50-8	
Iron	**526**	ug/L	40.0	20.0	1	11/18/16 05:55	11/20/16 16:02	7439-89-6	
Lead	**5.0 U**	ug/L	10.0	5.0	1	11/18/16 05:55	11/20/16 16:02	7439-92-1	
Nickel	**2.5 U**	ug/L	5.0	2.5	1	11/18/16 05:55	11/20/16 16:02	7440-02-0	
Selenium	**7.5 U**	ug/L	15.0	7.5	1	11/18/16 05:55	11/20/16 16:02	7782-49-2	
Silver	**2.5 U**	ug/L	5.0	2.5	1	11/18/16 05:55	11/20/16 16:02	7440-22-4	
Sodium	**4.2**	mg/L	1.0	0.50	1	11/18/16 05:55	11/20/16 16:02	7440-23-5	
Vanadium	**5.3 I**	ug/L	10.0	5.0	1	11/18/16 05:55	11/20/16 16:02	7440-62-2	
Zinc	**13.4 I**	ug/L	20.0	10.0	1	11/18/16 05:55	11/20/16 16:02	7440-66-6	
6020 MET ICPMS	Analytical Method: EPA 6020 Preparation Method: EPA 3010								
Antimony	**0.50 U**	ug/L	1.0	0.50	1	11/18/16 05:55	11/19/16 19:37	7440-36-0	
Thallium	**0.50 U**	ug/L	1.0	0.50	1	11/18/16 05:55	11/19/16 19:37	7440-28-0	
7470 Mercury	Analytical Method: EPA 7470 Preparation Method: EPA 7470								
Mercury	**0.10 U**	ug/L	0.20	0.10	1	11/18/16 05:45	11/18/16 14:12	7439-97-6	
8260 MSV	Analytical Method: EPA 8260								
Acetone	**10.0 U**	ug/L	20.0	10.0	1		11/17/16 20:40	67-64-1	
Acrylonitrile	**5.0 U**	ug/L	10.0	5.0	1		11/17/16 20:40	107-13-1	
Benzene	**0.10 U**	ug/L	1.0	0.10	1		11/17/16 20:40	71-43-2	
Bromochloromethane	**0.50 U**	ug/L	1.0	0.50	1		11/17/16 20:40	74-97-5	
Bromodichloromethane	**0.27 U**	ug/L	0.60	0.27	1		11/17/16 20:40	75-27-4	

REPORT OF LABORATORY ANALYSIS

This report shall not be reproduced, except in full,
without the written consent of Pace Analytical Services, LLC.

Pace Analytical Services, LLC
8 East Tower Circle
Ormond Beach, FL 32174
(386)672-5668

ANALYTICAL RESULTS

Project: Tomoka LF Semi-annual MWs
Pace Project No.: 35276270

Sample: B71 **Lab ID: 35276270010** Collected: 11/10/16 10:16 Received: 11/10/16 15:40 Matrix: Water

Parameters	Results	Units	PQL	MDL	DF	Prepared	Analyzed	CAS No.	Qual
8260 MSV	Analytical Method: EPA 8260								
Bromoform	**0.50 U**	ug/L	1.0	0.50	1		11/17/16 20:40	75-25-2	
Bromomethane	**0.50 U**	ug/L	5.0	0.50	1		11/17/16 20:40	74-83-9	
2-Butanone (MEK)	**5.0 U**	ug/L	10.0	5.0	1		11/17/16 20:40	78-93-3	
Carbon disulfide	**5.0 U**	ug/L	10.0	5.0	1		11/17/16 20:40	75-15-0	
Carbon tetrachloride	**0.50 U**	ug/L	1.0	0.50	1		11/17/16 20:40	56-23-5	
Chlorobenzene	**0.50 U**	ug/L	1.0	0.50	1		11/17/16 20:40	108-90-7	
Chloroethane	**0.50 U**	ug/L	10.0	0.50	1		11/17/16 20:40	75-00-3	
Chloroform	**0.50 U**	ug/L	1.0	0.50	1		11/17/16 20:40	67-66-3	
Chloromethane	**0.62 U**	ug/L	1.0	0.62	1		11/17/16 20:40	74-87-3	
Dibromochloromethane	**0.26 U**	ug/L	0.50	0.26	1		11/17/16 20:40	124-48-1	
Dibromomethane	**0.50 U**	ug/L	1.0	0.50	1		11/17/16 20:40	74-95-3	
1,2-Dichlorobenzene	**0.50 U**	ug/L	1.0	0.50	1		11/17/16 20:40	95-50-1	
1,4-Dichlorobenzene	**0.50 U**	ug/L	1.0	0.50	1		11/17/16 20:40	106-46-7	
trans-1,4-Dichloro-2-butene	**5.0 U**	ug/L	10.0	5.0	1		11/17/16 20:40	110-57-6	
1,1-Dichloroethane	**0.50 U**	ug/L	1.0	0.50	1		11/17/16 20:40	75-34-3	
1,2-Dichloroethane	**0.50 U**	ug/L	1.0	0.50	1		11/17/16 20:40	107-06-2	
1,1-Dichloroethene	**0.50 U**	ug/L	1.0	0.50	1		11/17/16 20:40	75-35-4	
cis-1,2-Dichloroethene	**0.50 U**	ug/L	1.0	0.50	1		11/17/16 20:40	156-59-2	
trans-1,2-Dichloroethene	**0.50 U**	ug/L	1.0	0.50	1		11/17/16 20:40	156-60-5	
1,2-Dichloropropane	**0.50 U**	ug/L	1.0	0.50	1		11/17/16 20:40	78-87-5	
cis-1,3-Dichloropropene	**0.25 U**	ug/L	0.50	0.25	1		11/17/16 20:40	10061-01-5	
trans-1,3-Dichloropropene	**0.25 U**	ug/L	0.50	0.25	1		11/17/16 20:40	10061-02-6	
Ethylbenzene	**0.50 U**	ug/L	1.0	0.50	1		11/17/16 20:40	100-41-4	
2-Hexanone	**5.0 U**	ug/L	10.0	5.0	1		11/17/16 20:40	591-78-6	
Iodomethane	**0.50 U**	ug/L	10.0	0.50	1		11/17/16 20:40	74-88-4	
Methylene Chloride	**2.5 U**	ug/L	5.0	2.5	1		11/17/16 20:40	75-09-2	
4-Methyl-2-pentanone (MIBK)	**5.0 U**	ug/L	10.0	5.0	1		11/17/16 20:40	108-10-1	
Styrene	**0.50 U**	ug/L	1.0	0.50	1		11/17/16 20:40	100-42-5	
1,1,1,2-Tetrachloroethane	**0.50 U**	ug/L	1.0	0.50	1		11/17/16 20:40	630-20-6	
1,1,2,2-Tetrachloroethane	**0.12 U**	ug/L	0.50	0.12	1		11/17/16 20:40	79-34-5	
Tetrachloroethene	**0.50 U**	ug/L	1.0	0.50	1		11/17/16 20:40	127-18-4	
Toluene	**0.50 U**	ug/L	1.0	0.50	1		11/17/16 20:40	108-88-3	
1,1,1-Trichloroethane	**0.50 U**	ug/L	1.0	0.50	1		11/17/16 20:40	71-55-6	
1,1,2-Trichloroethane	**0.50 U**	ug/L	1.0	0.50	1		11/17/16 20:40	79-00-5	
Trichloroethene	**0.50 U**	ug/L	1.0	0.50	1		11/17/16 20:40	79-01-6	
Trichlorofluoromethane	**0.50 U**	ug/L	1.0	0.50	1		11/17/16 20:40	75-69-4	
1,2,3-Trichloropropane	**0.59 U**	ug/L	1.0	0.59	1		11/17/16 20:40	96-18-4	
Vinyl acetate	**1.0 U**	ug/L	2.0	1.0	1		11/17/16 20:40	108-05-4	
Vinyl chloride	**0.50 U**	ug/L	1.0	0.50	1		11/17/16 20:40	75-01-4	
Xylene (Total)	**1.5 U**	ug/L	3.0	1.5	1		11/17/16 20:40	1330-20-7	
Surrogates									
4-Bromofluorobenzene (S)	91	%	89-111		1		11/17/16 20:40	460-00-4	
1,2-Dichloroethane-d4 (S)	101	%	75-135		1		11/17/16 20:40	17060-07-0	
Toluene-d8 (S)	99	%	89-112		1		11/17/16 20:40	2037-26-5	

REPORT OF LABORATORY ANALYSIS

This report shall not be reproduced, except in full,
without the written consent of Pace Analytical Services, LLC.

Pace Analytical Services, LLC
8 East Tower Circle
Ormond Beach, FL 32174
(386)672-5668

ANALYTICAL RESULTS

Project: Tomoka LF Semi-annual MWs
Pace Project No.: 35276270

Sample: B71 **Lab ID: 35276270010** Collected: 11/10/16 10:16 Received: 11/10/16 15:40 Matrix: Water

Parameters	Results	Units	PQL	MDL	DF	Prepared	Analyzed	CAS No.	Qual
2540C Total Dissolved Solids	Analytical Method: SM 2540C								
Total Dissolved Solids	**185**	mg/L	5.0	5.0	1		11/15/16 17:58		
300.0 IC Anions 28 Days	Analytical Method: EPA 300.0								
Chloride	**5.4**	mg/L	5.0	2.5	1		11/13/16 01:38	16887-00-6	
350.1 Ammonia	Analytical Method: EPA 350.1								
Nitrogen, Ammonia	**0.020 U**	mg/L	0.050	0.020	1		11/17/16 14:12	7664-41-7	
353.2 Nitrogen, NO2/NO3 unpres	Analytical Method: EPA 353.2								
Nitrogen, Nitrate	**0.026 I**	mg/L	0.040	0.010	1		11/11/16 16:43		

REPORT OF LABORATORY ANALYSIS

This report shall not be reproduced, except in full,
without the written consent of Pace Analytical Services, LLC.

Pace Analytical Services, LLC
8 East Tower Circle
Ormond Beach, FL 32174
(386)672-5668

ANALYTICAL RESULTS

Project: Tomoka LF Semi-annual MWs
Pace Project No.: 35276270

Sample: B70-1 **Lab ID: 35276270011** Collected: 11/10/16 11:09 Received: 11/10/16 15:40 Matrix: Water

Parameters	Results	Units	PQL	MDL	DF	Prepared	Analyzed	CAS No.	Qual
Field Data	Analytical Method:								
Field pH	**5.38**	Std. Units			1		11/10/16 11:09		
Field Temperature	**24.52**	deg C			1		11/10/16 11:09		
Appearance	**Color: none, Sheen: none**				1		11/10/16 11:09		
Field Specific Conductance	**321**	umhos/cm			1		11/10/16 11:09		
Oxygen, Dissolved	**0.09**	mg/L			1		11/10/16 11:09	7782-44-7	
REDOX	**26.1**	mV			1		11/10/16 11:09		
Turbidity	**0.41**	NTU			1		11/10/16 11:09		
Water Level(NGVD)	**23.03**	feet			1		11/10/16 11:09		
8011 GCS EDB and DBCP	Analytical Method: EPA 8011 Preparation Method: EPA 8011								
1,2-Dibromo-3-chloropropane	**0.0048 U**	ug/L	0.020	0.0048	1	11/14/16 15:45	11/16/16 04:19	96-12-8	
1,2-Dibromoethane (EDB)	**0.0073 U**	ug/L	0.0098	0.0073	1	11/14/16 15:45	11/16/16 04:19	106-93-4	
6010 MET ICP	Analytical Method: EPA 6010 Preparation Method: EPA 3010								
Arsenic	**5.0 U**	ug/L	10.0	5.0	1	11/18/16 05:55	11/20/16 16:06	7440-38-2	
Barium	**40.0**	ug/L	10.0	5.0	1	11/18/16 05:55	11/20/16 16:06	7440-39-3	
Beryllium	**0.50 U**	ug/L	1.0	0.50	1	11/18/16 05:55	11/20/16 16:06	7440-41-7	
Cadmium	**0.50 U**	ug/L	1.0	0.50	1	11/18/16 05:55	11/20/16 16:06	7440-43-9	
Chromium	**2.5 U**	ug/L	5.0	2.5	1	11/18/16 05:55	11/20/16 16:06	7440-47-3	
Cobalt	**5.0 U**	ug/L	10.0	5.0	1	11/18/16 05:55	11/20/16 16:06	7440-48-4	
Copper	**2.5 U**	ug/L	5.0	2.5	1	11/18/16 05:55	11/20/16 16:06	7440-50-8	
Iron	**6150**	ug/L	40.0	20.0	1	11/18/16 05:55	11/20/16 16:06	7439-89-6	
Lead	**5.0 U**	ug/L	10.0	5.0	1	11/18/16 05:55	11/20/16 16:06	7439-92-1	
Nickel	**2.5 U**	ug/L	5.0	2.5	1	11/18/16 05:55	11/20/16 16:06	7440-02-0	
Selenium	**7.5 U**	ug/L	15.0	7.5	1	11/18/16 05:55	11/20/16 16:06	7782-49-2	
Silver	**2.5 U**	ug/L	5.0	2.5	1	11/18/16 05:55	11/20/16 16:06	7440-22-4	
Sodium	**27.6**	mg/L	1.0	0.50	1	11/18/16 05:55	11/20/16 16:06	7440-23-5	
Vanadium	**5.0 U**	ug/L	10.0	5.0	1	11/18/16 05:55	11/20/16 16:06	7440-62-2	
Zinc	**10.0 U**	ug/L	20.0	10.0	1	11/18/16 05:55	11/20/16 16:06	7440-66-6	
6020 MET ICPMS	Analytical Method: EPA 6020 Preparation Method: EPA 3010								
Antimony	**0.50 U**	ug/L	1.0	0.50	1	11/18/16 05:55	11/19/16 19:40	7440-36-0	
Thallium	**0.50 U**	ug/L	1.0	0.50	1	11/18/16 05:55	11/19/16 19:40	7440-28-0	
7470 Mercury	Analytical Method: EPA 7470 Preparation Method: EPA 7470								
Mercury	**0.10 U**	ug/L	0.20	0.10	1	11/18/16 05:45	11/18/16 14:14	7439-97-6	
8260 MSV	Analytical Method: EPA 8260								
Acetone	**10.0 U**	ug/L	20.0	10.0	1		11/17/16 21:04	67-64-1	
Acrylonitrile	**5.0 U**	ug/L	10.0	5.0	1		11/17/16 21:04	107-13-1	
Benzene	**0.10 U**	ug/L	1.0	0.10	1		11/17/16 21:04	71-43-2	
Bromochloromethane	**0.50 U**	ug/L	1.0	0.50	1		11/17/16 21:04	74-97-5	
Bromodichloromethane	**0.27 U**	ug/L	0.60	0.27	1		11/17/16 21:04	75-27-4	

REPORT OF LABORATORY ANALYSIS

This report shall not be reproduced, except in full,
without the written consent of Pace Analytical Services, LLC.

Pace Analytical Services, LLC
8 East Tower Circle
Ormond Beach, FL 32174
(386)672-5668

ANALYTICAL RESULTS

Project: Tomoka LF Semi-annual MWs
Pace Project No.: 35276270

Sample: B70-1 **Lab ID: 35276270011** Collected: 11/10/16 11:09 Received: 11/10/16 15:40 Matrix: Water

Parameters	Results	Units	PQL	MDL	DF	Prepared	Analyzed	CAS No.	Qual
8260 MSV	Analytical Method: EPA 8260								
Bromoform	**0.50 U**	ug/L	1.0	0.50	1		11/17/16 21:04	75-25-2	
Bromomethane	**0.50 U**	ug/L	5.0	0.50	1		11/17/16 21:04	74-83-9	
2-Butanone (MEK)	**5.0 U**	ug/L	10.0	5.0	1		11/17/16 21:04	78-93-3	
Carbon disulfide	**5.0 U**	ug/L	10.0	5.0	1		11/17/16 21:04	75-15-0	
Carbon tetrachloride	**0.50 U**	ug/L	1.0	0.50	1		11/17/16 21:04	56-23-5	
Chlorobenzene	**0.50 U**	ug/L	1.0	0.50	1		11/17/16 21:04	108-90-7	
Chloroethane	**0.50 U**	ug/L	10.0	0.50	1		11/17/16 21:04	75-00-3	
Chloroform	**0.50 U**	ug/L	1.0	0.50	1		11/17/16 21:04	67-66-3	
Chloromethane	**0.62 U**	ug/L	1.0	0.62	1		11/17/16 21:04	74-87-3	
Dibromochloromethane	**0.26 U**	ug/L	0.50	0.26	1		11/17/16 21:04	124-48-1	
Dibromomethane	**0.50 U**	ug/L	1.0	0.50	1		11/17/16 21:04	74-95-3	
1,2-Dichlorobenzene	**0.50 U**	ug/L	1.0	0.50	1		11/17/16 21:04	95-50-1	
1,4-Dichlorobenzene	**0.50 U**	ug/L	1.0	0.50	1		11/17/16 21:04	106-46-7	
trans-1,4-Dichloro-2-butene	**5.0 U**	ug/L	10.0	5.0	1		11/17/16 21:04	110-57-6	
1,1-Dichloroethane	**0.50 U**	ug/L	1.0	0.50	1		11/17/16 21:04	75-34-3	
1,2-Dichloroethane	**0.50 U**	ug/L	1.0	0.50	1		11/17/16 21:04	107-06-2	
1,1-Dichloroethene	**0.50 U**	ug/L	1.0	0.50	1		11/17/16 21:04	75-35-4	
cis-1,2-Dichloroethene	**0.50 U**	ug/L	1.0	0.50	1		11/17/16 21:04	156-59-2	
trans-1,2-Dichloroethene	**0.50 U**	ug/L	1.0	0.50	1		11/17/16 21:04	156-60-5	
1,2-Dichloropropane	**0.50 U**	ug/L	1.0	0.50	1		11/17/16 21:04	78-87-5	
cis-1,3-Dichloropropene	**0.25 U**	ug/L	0.50	0.25	1		11/17/16 21:04	10061-01-5	
trans-1,3-Dichloropropene	**0.25 U**	ug/L	0.50	0.25	1		11/17/16 21:04	10061-02-6	
Ethylbenzene	**0.50 U**	ug/L	1.0	0.50	1		11/17/16 21:04	100-41-4	
2-Hexanone	**5.0 U**	ug/L	10.0	5.0	1		11/17/16 21:04	591-78-6	
Iodomethane	**0.50 U**	ug/L	10.0	0.50	1		11/17/16 21:04	74-88-4	
Methylene Chloride	**2.5 U**	ug/L	5.0	2.5	1		11/17/16 21:04	75-09-2	
4-Methyl-2-pentanone (MIBK)	**5.0 U**	ug/L	10.0	5.0	1		11/17/16 21:04	108-10-1	
Styrene	**0.50 U**	ug/L	1.0	0.50	1		11/17/16 21:04	100-42-5	
1,1,1,2-Tetrachloroethane	**0.50 U**	ug/L	1.0	0.50	1		11/17/16 21:04	630-20-6	
1,1,2,2-Tetrachloroethane	**0.12 U**	ug/L	0.50	0.12	1		11/17/16 21:04	79-34-5	
Tetrachloroethene	**0.50 U**	ug/L	1.0	0.50	1		11/17/16 21:04	127-18-4	
Toluene	**0.50 U**	ug/L	1.0	0.50	1		11/17/16 21:04	108-88-3	
1,1,1-Trichloroethane	**0.50 U**	ug/L	1.0	0.50	1		11/17/16 21:04	71-55-6	
1,1,2-Trichloroethane	**0.50 U**	ug/L	1.0	0.50	1		11/17/16 21:04	79-00-5	
Trichloroethene	**0.50 U**	ug/L	1.0	0.50	1		11/17/16 21:04	79-01-6	
Trichlorofluoromethane	**0.50 U**	ug/L	1.0	0.50	1		11/17/16 21:04	75-69-4	
1,2,3-Trichloropropane	**0.59 U**	ug/L	1.0	0.59	1		11/17/16 21:04	96-18-4	
Vinyl acetate	**1.0 U**	ug/L	2.0	1.0	1		11/17/16 21:04	108-05-4	
Vinyl chloride	**0.50 U**	ug/L	1.0	0.50	1		11/17/16 21:04	75-01-4	
Xylene (Total)	**1.5 U**	ug/L	3.0	1.5	1		11/17/16 21:04	1330-20-7	
Surrogates									
4-Bromofluorobenzene (S)	91	%	89-111		1		11/17/16 21:04	460-00-4	
1,2-Dichloroethane-d4 (S)	100	%	75-135		1		11/17/16 21:04	17060-07-0	
Toluene-d8 (S)	100	%	89-112		1		11/17/16 21:04	2037-26-5	

REPORT OF LABORATORY ANALYSIS

This report shall not be reproduced, except in full,
without the written consent of Pace Analytical Services, LLC.

Pace Analytical Services, LLC
8 East Tower Circle
Ormond Beach, FL 32174
(386)672-5668

ANALYTICAL RESULTS

Project: Tomoka LF Semi-annual MWs
Pace Project No.: 35276270

Sample: B70-1 **Lab ID: 35276270011** Collected: 11/10/16 11:09 Received: 11/10/16 15:40 Matrix: Water

Parameters	Results	Units	PQL	MDL	DF	Prepared	Analyzed	CAS No.	Qual
2540C Total Dissolved Solids	Analytical Method: SM 2540C								
Total Dissolved Solids	**194**	mg/L	5.0	5.0	1		11/15/16 17:58		
300.0 IC Anions 28 Days	Analytical Method: EPA 300.0								
Chloride	**36.4**	mg/L	5.0	2.5	1		11/13/16 02:00	16887-00-6	
350.1 Ammonia	Analytical Method: EPA 350.1								
Nitrogen, Ammonia	**0.038 I**	mg/L	0.050	0.020	1		11/17/16 14:29	7664-41-7	
353.2 Nitrogen, NO2/NO3 unpres	Analytical Method: EPA 353.2								
Nitrogen, Nitrate	**0.019 I**	mg/L	0.040	0.010	1		11/11/16 16:44		

REPORT OF LABORATORY ANALYSIS

This report shall not be reproduced, except in full,
without the written consent of Pace Analytical Services, LLC.

Pace Analytical Services, LLC
8 East Tower Circle
Ormond Beach, FL 32174
(386)672-5668

ANALYTICAL RESULTS

Project: Tomoka LF Semi-annual MWs
Pace Project No.: 35276270

Sample: B72 **Lab ID: 35276270012** Collected: 11/10/16 11:47 Received: 11/10/16 15:40 Matrix: Water

Parameters	Results	Units	PQL	MDL	DF	Prepared	Analyzed	CAS No.	Qual
Field Data	Analytical Method:								
Field pH	**6.63**	Std. Units			1		11/10/16 11:47		
Field Temperature	**26.41**	deg C			1		11/10/16 11:47		
Appearance	**Color: yellow, Sheen: none**				1		11/10/16 11:47		
Field Specific Conductance	**530**	umhos/cm			1		11/10/16 11:47		
Oxygen, Dissolved	**0.90**	mg/L			1		11/10/16 11:47	7782-44-7	
REDOX	**107.9**	mV			1		11/10/16 11:47		
Turbidity	**1.50**	NTU			1		11/10/16 11:47		
Water Level(NGVD)	**23.08**	feet			1		11/10/16 11:47		
8011 GCS EDB and DBCP	Analytical Method: EPA 8011 Preparation Method: EPA 8011								
1,2-Dibromo-3-chloropropane	**0.0048 U**	ug/L	0.019	0.0048	1	11/14/16 15:45	11/16/16 04:34	96-12-8	
1,2-Dibromoethane (EDB)	**0.0073 U**	ug/L	0.0097	0.0073	1	11/14/16 15:45	11/16/16 04:34	106-93-4	
6010 MET ICP	Analytical Method: EPA 6010 Preparation Method: EPA 3010								
Arsenic	**5.0 U**	ug/L	10.0	5.0	1	11/18/16 05:55	11/20/16 16:10	7440-38-2	
Barium	**30.9**	ug/L	10.0	5.0	1	11/18/16 05:55	11/20/16 16:10	7440-39-3	
Beryllium	**0.50 U**	ug/L	1.0	0.50	1	11/18/16 05:55	11/20/16 16:10	7440-41-7	
Cadmium	**0.50 U**	ug/L	1.0	0.50	1	11/18/16 05:55	11/20/16 16:10	7440-43-9	
Chromium	**2.5 U**	ug/L	5.0	2.5	1	11/18/16 05:55	11/20/16 16:10	7440-47-3	
Cobalt	**5.0 U**	ug/L	10.0	5.0	1	11/18/16 05:55	11/20/16 16:10	7440-48-4	
Copper	**2.5 U**	ug/L	5.0	2.5	1	11/18/16 05:55	11/20/16 16:10	7440-50-8	
Iron	**64.8**	ug/L	40.0	20.0	1	11/18/16 05:55	11/20/16 16:10	7439-89-6	
Lead	**5.0 U**	ug/L	10.0	5.0	1	11/18/16 05:55	11/20/16 16:10	7439-92-1	
Nickel	**2.5 U**	ug/L	5.0	2.5	1	11/18/16 05:55	11/20/16 16:10	7440-02-0	
Selenium	**7.5 U**	ug/L	15.0	7.5	1	11/18/16 05:55	11/20/16 16:10	7782-49-2	
Silver	**2.5 U**	ug/L	5.0	2.5	1	11/18/16 05:55	11/20/16 16:10	7440-22-4	
Sodium	**4.1**	mg/L	1.0	0.50	1	11/18/16 05:55	11/20/16 16:10	7440-23-5	
Vanadium	**5.5 I**	ug/L	10.0	5.0	1	11/18/16 05:55	11/20/16 16:10	7440-62-2	
Zinc	**35.8**	ug/L	20.0	10.0	1	11/18/16 05:55	11/20/16 16:10	7440-66-6	
6020 MET ICPMS	Analytical Method: EPA 6020 Preparation Method: EPA 3010								
Antimony	**0.50 U**	ug/L	1.0	0.50	1	11/18/16 05:55	11/19/16 19:43	7440-36-0	
Thallium	**0.50 U**	ug/L	1.0	0.50	1	11/18/16 05:55	11/19/16 19:43	7440-28-0	
7470 Mercury	Analytical Method: EPA 7470 Preparation Method: EPA 7470								
Mercury	**0.10 U**	ug/L	0.20	0.10	1	11/18/16 05:45	11/18/16 14:16	7439-97-6	
8260 MSV	Analytical Method: EPA 8260								
Acetone	**10.0 U**	ug/L	20.0	10.0	1		11/17/16 21:28	67-64-1	
Acrylonitrile	**5.0 U**	ug/L	10.0	5.0	1		11/17/16 21:28	107-13-1	
Benzene	**0.10 U**	ug/L	1.0	0.10	1		11/17/16 21:28	71-43-2	
Bromochloromethane	**0.50 U**	ug/L	1.0	0.50	1		11/17/16 21:28	74-97-5	
Bromodichloromethane	**0.27 U**	ug/L	0.60	0.27	1		11/17/16 21:28	75-27-4	

REPORT OF LABORATORY ANALYSIS

This report shall not be reproduced, except in full,
without the written consent of Pace Analytical Services, LLC.

Pace Analytical Services, LLC
8 East Tower Circle
Ormond Beach, FL 32174
(386)672-5668

ANALYTICAL RESULTS

Project: Tomoka LF Semi-annual MWs
Pace Project No.: 35276270

Sample: B72 **Lab ID: 35276270012** Collected: 11/10/16 11:47 Received: 11/10/16 15:40 Matrix: Water

Parameters	Results	Units	PQL	MDL	DF	Prepared	Analyzed	CAS No.	Qual
8260 MSV	Analytical Method: EPA 8260								
Bromoform	**0.50 U**	ug/L	1.0	0.50	1		11/17/16 21:28	75-25-2	
Bromomethane	**0.50 U**	ug/L	5.0	0.50	1		11/17/16 21:28	74-83-9	
2-Butanone (MEK)	**5.0 U**	ug/L	10.0	5.0	1		11/17/16 21:28	78-93-3	
Carbon disulfide	**5.0 U**	ug/L	10.0	5.0	1		11/17/16 21:28	75-15-0	
Carbon tetrachloride	**0.50 U**	ug/L	1.0	0.50	1		11/17/16 21:28	56-23-5	
Chlorobenzene	**0.50 U**	ug/L	1.0	0.50	1		11/17/16 21:28	108-90-7	
Chloroethane	**0.50 U**	ug/L	10.0	0.50	1		11/17/16 21:28	75-00-3	
Chloroform	**0.50 U**	ug/L	1.0	0.50	1		11/17/16 21:28	67-66-3	
Chloromethane	**0.62 U**	ug/L	1.0	0.62	1		11/17/16 21:28	74-87-3	
Dibromochloromethane	**0.26 U**	ug/L	0.50	0.26	1		11/17/16 21:28	124-48-1	
Dibromomethane	**0.50 U**	ug/L	1.0	0.50	1		11/17/16 21:28	74-95-3	
1,2-Dichlorobenzene	**0.50 U**	ug/L	1.0	0.50	1		11/17/16 21:28	95-50-1	
1,4-Dichlorobenzene	**0.50 U**	ug/L	1.0	0.50	1		11/17/16 21:28	106-46-7	
trans-1,4-Dichloro-2-butene	**5.0 U**	ug/L	10.0	5.0	1		11/17/16 21:28	110-57-6	
1,1-Dichloroethane	**0.50 U**	ug/L	1.0	0.50	1		11/17/16 21:28	75-34-3	
1,2-Dichloroethane	**0.50 U**	ug/L	1.0	0.50	1		11/17/16 21:28	107-06-2	
1,1-Dichloroethene	**0.50 U**	ug/L	1.0	0.50	1		11/17/16 21:28	75-35-4	
cis-1,2-Dichloroethene	**0.50 U**	ug/L	1.0	0.50	1		11/17/16 21:28	156-59-2	
trans-1,2-Dichloroethene	**0.50 U**	ug/L	1.0	0.50	1		11/17/16 21:28	156-60-5	
1,2-Dichloropropane	**0.50 U**	ug/L	1.0	0.50	1		11/17/16 21:28	78-87-5	
cis-1,3-Dichloropropene	**0.25 U**	ug/L	0.50	0.25	1		11/17/16 21:28	10061-01-5	
trans-1,3-Dichloropropene	**0.25 U**	ug/L	0.50	0.25	1		11/17/16 21:28	10061-02-6	
Ethylbenzene	**0.50 U**	ug/L	1.0	0.50	1		11/17/16 21:28	100-41-4	
2-Hexanone	**5.0 U**	ug/L	10.0	5.0	1		11/17/16 21:28	591-78-6	
Iodomethane	**0.50 U**	ug/L	10.0	0.50	1		11/17/16 21:28	74-88-4	
Methylene Chloride	**2.5 U**	ug/L	5.0	2.5	1		11/17/16 21:28	75-09-2	
4-Methyl-2-pentanone (MIBK)	**5.0 U**	ug/L	10.0	5.0	1		11/17/16 21:28	108-10-1	
Styrene	**0.50 U**	ug/L	1.0	0.50	1		11/17/16 21:28	100-42-5	
1,1,1,2-Tetrachloroethane	**0.50 U**	ug/L	1.0	0.50	1		11/17/16 21:28	630-20-6	
1,1,2,2-Tetrachloroethane	**0.12 U**	ug/L	0.50	0.12	1		11/17/16 21:28	79-34-5	
Tetrachloroethene	**0.50 U**	ug/L	1.0	0.50	1		11/17/16 21:28	127-18-4	
Toluene	**0.50 U**	ug/L	1.0	0.50	1		11/17/16 21:28	108-88-3	
1,1,1-Trichloroethane	**0.50 U**	ug/L	1.0	0.50	1		11/17/16 21:28	71-55-6	
1,1,2-Trichloroethane	**0.50 U**	ug/L	1.0	0.50	1		11/17/16 21:28	79-00-5	
Trichloroethene	**0.50 U**	ug/L	1.0	0.50	1		11/17/16 21:28	79-01-6	
Trichlorofluoromethane	**0.50 U**	ug/L	1.0	0.50	1		11/17/16 21:28	75-69-4	
1,2,3-Trichloropropane	**0.59 U**	ug/L	1.0	0.59	1		11/17/16 21:28	96-18-4	
Vinyl acetate	**1.0 U**	ug/L	2.0	1.0	1		11/17/16 21:28	108-05-4	
Vinyl chloride	**0.50 U**	ug/L	1.0	0.50	1		11/17/16 21:28	75-01-4	
Xylene (Total)	**1.5 U**	ug/L	3.0	1.5	1		11/17/16 21:28	1330-20-7	
Surrogates									
4-Bromofluorobenzene (S)	91	%	89-111		1		11/17/16 21:28	460-00-4	
1,2-Dichloroethane-d4 (S)	102	%	75-135		1		11/17/16 21:28	17060-07-0	
Toluene-d8 (S)	100	%	89-112		1		11/17/16 21:28	2037-26-5	

REPORT OF LABORATORY ANALYSIS

This report shall not be reproduced, except in full,
without the written consent of Pace Analytical Services, LLC.

Pace Analytical Services, LLC
8 East Tower Circle
Ormond Beach, FL 32174
(386)672-5668

ANALYTICAL RESULTS

Project: Tomoka LF Semi-annual MWs
Pace Project No.: 35276270

Sample: B72 **Lab ID: 35276270012** Collected: 11/10/16 11:47 Received: 11/10/16 15:40 Matrix: Water

Parameters	Results	Units	PQL	MDL	DF	Prepared	Analyzed	CAS No.	Qual
2540C Total Dissolved Solids	Analytical Method: SM 2540C								
Total Dissolved Solids	**280**	mg/L	5.0	5.0	1		11/15/16 17:59		
300.0 IC Anions 28 Days	Analytical Method: EPA 300.0								
Chloride	**3.6 I**	mg/L	5.0	2.5	1		11/13/16 02:21	16887-00-6	
350.1 Ammonia	Analytical Method: EPA 350.1								
Nitrogen, Ammonia	**0.020 U**	mg/L	0.050	0.020	1		11/17/16 14:31	7664-41-7	
353.2 Nitrogen, NO2/NO3 unpres	Analytical Method: EPA 353.2								
Nitrogen, Nitrate	**0.060**	mg/L	0.040	0.010	1		11/11/16 16:46		

REPORT OF LABORATORY ANALYSIS

This report shall not be reproduced, except in full,
without the written consent of Pace Analytical Services, LLC.

Pace Analytical Services, LLC
8 East Tower Circle
Ormond Beach, FL 32174
(386)672-5668

ANALYTICAL RESULTS

Project: Tomoka LF Semi-annual MWs
Pace Project No.: 35276270

Sample: B73-2 **Lab ID: 35276270013** Collected: 11/10/16 12:59 Received: 11/10/16 15:40 Matrix: Water

Parameters	Results	Units	PQL	MDL	DF	Prepared	Analyzed	CAS No.	Qual
Field Data	Analytical Method:								
Field pH	**6.44**	Std. Units			1		11/10/16 12:59		
Field Temperature	**25.52**	deg C			1		11/10/16 12:59		
Appearance	**Color: yellow, Sheen: none**				1		11/10/16 12:59		
Field Specific Conductance	**317**	umhos/cm			1		11/10/16 12:59		
Oxygen, Dissolved	**3.01**	mg/L			1		11/10/16 12:59	7782-44-7	
REDOX	**65.1**	mV			1		11/10/16 12:59		
Turbidity	**1.99**	NTU			1		11/10/16 12:59		
Water Level(NGVD)	**23.02**	feet			1		11/10/16 12:59		
8011 GCS EDB and DBCP	Analytical Method: EPA 8011 Preparation Method: EPA 8011								
1,2-Dibromo-3-chloropropane	**0.0046 U**	ug/L	0.019	0.0046	1	11/14/16 15:45	11/16/16 04:49	96-12-8	
1,2-Dibromoethane (EDB)	**0.0071 U**	ug/L	0.0095	0.0071	1	11/14/16 15:45	11/16/16 04:49	106-93-4	
6010 MET ICP	Analytical Method: EPA 6010 Preparation Method: EPA 3010								
Arsenic	**6.7 I**	ug/L	10.0	5.0	1	11/18/16 05:55	11/20/16 16:14	7440-38-2	
Barium	**32.8**	ug/L	10.0	5.0	1	11/18/16 05:55	11/20/16 16:14	7440-39-3	
Beryllium	**0.50 U**	ug/L	1.0	0.50	1	11/18/16 05:55	11/20/16 16:14	7440-41-7	
Cadmium	**0.50 U**	ug/L	1.0	0.50	1	11/18/16 05:55	11/20/16 16:14	7440-43-9	
Chromium	**2.5 U**	ug/L	5.0	2.5	1	11/18/16 05:55	11/20/16 16:14	7440-47-3	
Cobalt	**5.0 U**	ug/L	10.0	5.0	1	11/18/16 05:55	11/20/16 16:14	7440-48-4	
Copper	**2.5 U**	ug/L	5.0	2.5	1	11/18/16 05:55	11/20/16 16:14	7440-50-8	
Iron	**854**	ug/L	40.0	20.0	1	11/18/16 05:55	11/20/16 16:14	7439-89-6	
Lead	**5.0 U**	ug/L	10.0	5.0	1	11/18/16 05:55	11/20/16 16:14	7439-92-1	
Nickel	**2.5 U**	ug/L	5.0	2.5	1	11/18/16 05:55	11/20/16 16:14	7440-02-0	
Selenium	**7.5 U**	ug/L	15.0	7.5	1	11/18/16 05:55	11/20/16 16:14	7782-49-2	
Silver	**2.5 U**	ug/L	5.0	2.5	1	11/18/16 05:55	11/20/16 16:14	7440-22-4	
Sodium	**5.0**	mg/L	1.0	0.50	1	11/18/16 05:55	11/20/16 16:14	7440-23-5	
Vanadium	**5.0 U**	ug/L	10.0	5.0	1	11/18/16 05:55	11/20/16 16:14	7440-62-2	
Zinc	**10.8 I**	ug/L	20.0	10.0	1	11/18/16 05:55	11/20/16 16:14	7440-66-6	
6020 MET ICPMS	Analytical Method: EPA 6020 Preparation Method: EPA 3010								
Antimony	**0.50 U**	ug/L	1.0	0.50	1	11/18/16 05:55	11/19/16 19:47	7440-36-0	
Thallium	**0.50 U**	ug/L	1.0	0.50	1	11/18/16 05:55	11/19/16 19:47	7440-28-0	
7470 Mercury	Analytical Method: EPA 7470 Preparation Method: EPA 7470								
Mercury	**0.10 I**	ug/L	0.20	0.10	1	11/18/16 05:45	11/18/16 14:18	7439-97-6	
8260 MSV	Analytical Method: EPA 8260								
Acetone	**10.0 U**	ug/L	20.0	10.0	1		11/17/16 21:54	67-64-1	
Acrylonitrile	**5.0 U**	ug/L	10.0	5.0	1		11/17/16 21:54	107-13-1	
Benzene	**0.10 U**	ug/L	1.0	0.10	1		11/17/16 21:54	71-43-2	
Bromochloromethane	**0.50 U**	ug/L	1.0	0.50	1		11/17/16 21:54	74-97-5	
Bromodichloromethane	**0.27 U**	ug/L	0.60	0.27	1		11/17/16 21:54	75-27-4	

REPORT OF LABORATORY ANALYSIS

This report shall not be reproduced, except in full,
without the written consent of Pace Analytical Services, LLC.

Pace Analytical Services, LLC
8 East Tower Circle
Ormond Beach, FL 32174
(386)672-5668

ANALYTICAL RESULTS

Project: Tomoka LF Semi-annual MWs
Pace Project No.: 35276270

Sample: B73-2 **Lab ID: 35276270013** Collected: 11/10/16 12:59 Received: 11/10/16 15:40 Matrix: Water

Parameters	Results	Units	PQL	MDL	DF	Prepared	Analyzed	CAS No.	Qual
8260 MSV	Analytical Method: EPA 8260								
Bromoform	**0.50 U**	ug/L	1.0	0.50	1		11/17/16 21:54	75-25-2	
Bromomethane	**0.50 U**	ug/L	5.0	0.50	1		11/17/16 21:54	74-83-9	
2-Butanone (MEK)	**5.0 U**	ug/L	10.0	5.0	1		11/17/16 21:54	78-93-3	
Carbon disulfide	**5.0 U**	ug/L	10.0	5.0	1		11/17/16 21:54	75-15-0	
Carbon tetrachloride	**0.50 U**	ug/L	1.0	0.50	1		11/17/16 21:54	56-23-5	
Chlorobenzene	**0.50 U**	ug/L	1.0	0.50	1		11/17/16 21:54	108-90-7	
Chloroethane	**0.50 U**	ug/L	10.0	0.50	1		11/17/16 21:54	75-00-3	
Chloroform	**0.50 U**	ug/L	1.0	0.50	1		11/17/16 21:54	67-66-3	
Chloromethane	**0.62 U**	ug/L	1.0	0.62	1		11/17/16 21:54	74-87-3	
Dibromochloromethane	**0.26 U**	ug/L	0.50	0.26	1		11/17/16 21:54	124-48-1	
Dibromomethane	**0.50 U**	ug/L	1.0	0.50	1		11/17/16 21:54	74-95-3	
1,2-Dichlorobenzene	**0.50 U**	ug/L	1.0	0.50	1		11/17/16 21:54	95-50-1	
1,4-Dichlorobenzene	**0.50 U**	ug/L	1.0	0.50	1		11/17/16 21:54	106-46-7	
trans-1,4-Dichloro-2-butene	**5.0 U**	ug/L	10.0	5.0	1		11/17/16 21:54	110-57-6	
1,1-Dichloroethane	**0.50 U**	ug/L	1.0	0.50	1		11/17/16 21:54	75-34-3	
1,2-Dichloroethane	**0.50 U**	ug/L	1.0	0.50	1		11/17/16 21:54	107-06-2	
1,1-Dichloroethene	**0.50 U**	ug/L	1.0	0.50	1		11/17/16 21:54	75-35-4	
cis-1,2-Dichloroethene	**0.50 U**	ug/L	1.0	0.50	1		11/17/16 21:54	156-59-2	
trans-1,2-Dichloroethene	**0.50 U**	ug/L	1.0	0.50	1		11/17/16 21:54	156-60-5	
1,2-Dichloropropane	**0.50 U**	ug/L	1.0	0.50	1		11/17/16 21:54	78-87-5	
cis-1,3-Dichloropropene	**0.25 U**	ug/L	0.50	0.25	1		11/17/16 21:54	10061-01-5	
trans-1,3-Dichloropropene	**0.25 U**	ug/L	0.50	0.25	1		11/17/16 21:54	10061-02-6	
Ethylbenzene	**0.50 U**	ug/L	1.0	0.50	1		11/17/16 21:54	100-41-4	
2-Hexanone	**5.0 U**	ug/L	10.0	5.0	1		11/17/16 21:54	591-78-6	
Iodomethane	**0.50 U**	ug/L	10.0	0.50	1		11/17/16 21:54	74-88-4	
Methylene Chloride	**2.5 U**	ug/L	5.0	2.5	1		11/17/16 21:54	75-09-2	
4-Methyl-2-pentanone (MIBK)	**5.0 U**	ug/L	10.0	5.0	1		11/17/16 21:54	108-10-1	
Styrene	**0.50 U**	ug/L	1.0	0.50	1		11/17/16 21:54	100-42-5	
1,1,1,2-Tetrachloroethane	**0.50 U**	ug/L	1.0	0.50	1		11/17/16 21:54	630-20-6	
1,1,2,2-Tetrachloroethane	**0.12 U**	ug/L	0.50	0.12	1		11/17/16 21:54	79-34-5	
Tetrachloroethene	**0.50 U**	ug/L	1.0	0.50	1		11/17/16 21:54	127-18-4	
Toluene	**0.50 U**	ug/L	1.0	0.50	1		11/17/16 21:54	108-88-3	
1,1,1-Trichloroethane	**0.50 U**	ug/L	1.0	0.50	1		11/17/16 21:54	71-55-6	
1,1,2-Trichloroethane	**0.50 U**	ug/L	1.0	0.50	1		11/17/16 21:54	79-00-5	
Trichloroethene	**0.50 U**	ug/L	1.0	0.50	1		11/17/16 21:54	79-01-6	
Trichlorofluoromethane	**0.50 U**	ug/L	1.0	0.50	1		11/17/16 21:54	75-69-4	
1,2,3-Trichloropropane	**0.59 U**	ug/L	1.0	0.59	1		11/17/16 21:54	96-18-4	
Vinyl acetate	**1.0 U**	ug/L	2.0	1.0	1		11/17/16 21:54	108-05-4	
Vinyl chloride	**0.50 U**	ug/L	1.0	0.50	1		11/17/16 21:54	75-01-4	
Xylene (Total)	**1.5 U**	ug/L	3.0	1.5	1		11/17/16 21:54	1330-20-7	
Surrogates									
4-Bromofluorobenzene (S)	90	%	89-111		1		11/17/16 21:54	460-00-4	
1,2-Dichloroethane-d4 (S)	102	%	75-135		1		11/17/16 21:54	17060-07-0	
Toluene-d8 (S)	99	%	89-112		1		11/17/16 21:54	2037-26-5	

REPORT OF LABORATORY ANALYSIS

This report shall not be reproduced, except in full,
without the written consent of Pace Analytical Services, LLC.

Pace Analytical Services, LLC
8 East Tower Circle
Ormond Beach, FL 32174
(386)672-5668

ANALYTICAL RESULTS

Project: Tomoka LF Semi-annual MWs
Pace Project No.: 35276270

Sample: B73-2 **Lab ID: 35276270013** Collected: 11/10/16 12:59 Received: 11/10/16 15:40 Matrix: Water

Parameters	Results	Units	PQL	MDL	DF	Prepared	Analyzed	CAS No.	Qual
2540C Total Dissolved Solids	Analytical Method: SM 2540C								
Total Dissolved Solids	**201**	mg/L	5.0	5.0	1		11/15/16 17:59		
300.0 IC Anions 28 Days	Analytical Method: EPA 300.0								
Chloride	**5.5**	mg/L	5.0	2.5	1		11/13/16 02:42	16887-00-6	
350.1 Ammonia	Analytical Method: EPA 350.1								
Nitrogen, Ammonia	**0.020 U**	mg/L	0.050	0.020	1		11/17/16 14:32	7664-41-7	
353.2 Nitrogen, NO2/NO3 unpres	Analytical Method: EPA 353.2								
Nitrogen, Nitrate	**0.092**	mg/L	0.040	0.010	1		11/11/16 16:47		

REPORT OF LABORATORY ANALYSIS

This report shall not be reproduced, except in full,
without the written consent of Pace Analytical Services, LLC.

Pace Analytical Services, LLC
8 East Tower Circle
Ormond Beach, FL 32174
(386)672-5668

ANALYTICAL RESULTS

Project: Tomoka LF Semi-annual MWs
Pace Project No.: 35276270

Sample: TRIP BLANK 11/10/16 **Lab ID: 35276270014** Collected: 11/10/16 00:01 Received: 11/10/16 15:40 Matrix: Water

Parameters	Results	Units	PQL	MDL	DF	Prepared	Analyzed	CAS No.	Qual
8260 MSV	Analytical Method: EPA 8260								
Acetone	**10.0 U**	ug/L	20.0	10.0	1		11/17/16 16:22	67-64-1	
Acrylonitrile	**5.0 U**	ug/L	10.0	5.0	1		11/17/16 16:22	107-13-1	
Benzene	**0.10 U**	ug/L	1.0	0.10	1		11/17/16 16:22	71-43-2	
Bromochloromethane	**0.50 U**	ug/L	1.0	0.50	1		11/17/16 16:22	74-97-5	
Bromodichloromethane	**0.27 U**	ug/L	0.60	0.27	1		11/17/16 16:22	75-27-4	
Bromoform	**0.50 U**	ug/L	1.0	0.50	1		11/17/16 16:22	75-25-2	
Bromomethane	**0.50 U**	ug/L	5.0	0.50	1		11/17/16 16:22	74-83-9	
2-Butanone (MEK)	**5.0 U**	ug/L	10.0	5.0	1		11/17/16 16:22	78-93-3	
Carbon disulfide	**5.0 U**	ug/L	10.0	5.0	1		11/17/16 16:22	75-15-0	
Carbon tetrachloride	**0.50 U**	ug/L	1.0	0.50	1		11/17/16 16:22	56-23-5	
Chlorobenzene	**0.50 U**	ug/L	1.0	0.50	1		11/17/16 16:22	108-90-7	
Chloroethane	**0.50 U**	ug/L	10.0	0.50	1		11/17/16 16:22	75-00-3	
Chloroform	**0.50 U**	ug/L	1.0	0.50	1		11/17/16 16:22	67-66-3	
Chloromethane	**0.62 U**	ug/L	1.0	0.62	1		11/17/16 16:22	74-87-3	
1,2-Dibromo-3-chloropropane	**1.0 U**	ug/L	2.0	1.0	1		11/17/16 16:22	96-12-8	
Dibromochloromethane	**0.26 U**	ug/L	0.50	0.26	1		11/17/16 16:22	124-48-1	
1,2-Dibromoethane (EDB)	**0.50 U**	ug/L	1.0	0.50	1		11/17/16 16:22	106-93-4	
Dibromomethane	**0.50 U**	ug/L	1.0	0.50	1		11/17/16 16:22	74-95-3	
1,2-Dichlorobenzene	**0.50 U**	ug/L	1.0	0.50	1		11/17/16 16:22	95-50-1	
1,4-Dichlorobenzene	**0.50 U**	ug/L	1.0	0.50	1		11/17/16 16:22	106-46-7	
trans-1,4-Dichloro-2-butene	**5.0 U**	ug/L	10.0	5.0	1		11/17/16 16:22	110-57-6	
1,1-Dichloroethane	**0.50 U**	ug/L	1.0	0.50	1		11/17/16 16:22	75-34-3	
1,2-Dichloroethane	**0.50 U**	ug/L	1.0	0.50	1		11/17/16 16:22	107-06-2	
1,1-Dichloroethene	**0.50 U**	ug/L	1.0	0.50	1		11/17/16 16:22	75-35-4	
cis-1,2-Dichloroethene	**0.50 U**	ug/L	1.0	0.50	1		11/17/16 16:22	156-59-2	
trans-1,2-Dichloroethene	**0.50 U**	ug/L	1.0	0.50	1		11/17/16 16:22	156-60-5	
1,2-Dichloropropane	**0.50 U**	ug/L	1.0	0.50	1		11/17/16 16:22	78-87-5	
cis-1,3-Dichloropropene	**0.25 U**	ug/L	0.50	0.25	1		11/17/16 16:22	10061-01-5	
trans-1,3-Dichloropropene	**0.25 U**	ug/L	0.50	0.25	1		11/17/16 16:22	10061-02-6	
Ethylbenzene	**0.50 U**	ug/L	1.0	0.50	1		11/17/16 16:22	100-41-4	
2-Hexanone	**5.0 U**	ug/L	10.0	5.0	1		11/17/16 16:22	591-78-6	
Iodomethane	**0.50 U**	ug/L	10.0	0.50	1		11/17/16 16:22	74-88-4	
Methylene Chloride	**2.5 U**	ug/L	5.0	2.5	1		11/17/16 16:22	75-09-2	
4-Methyl-2-pentanone (MIBK)	**5.0 U**	ug/L	10.0	5.0	1		11/17/16 16:22	108-10-1	
Styrene	**0.50 U**	ug/L	1.0	0.50	1		11/17/16 16:22	100-42-5	
1,1,1,2-Tetrachloroethane	**0.50 U**	ug/L	1.0	0.50	1		11/17/16 16:22	630-20-6	
1,1,2,2-Tetrachloroethane	**0.12 U**	ug/L	0.50	0.12	1		11/17/16 16:22	79-34-5	
Tetrachloroethene	**0.50 U**	ug/L	1.0	0.50	1		11/17/16 16:22	127-18-4	
Toluene	**0.50 U**	ug/L	1.0	0.50	1		11/17/16 16:22	108-88-3	
1,1,1-Trichloroethane	**0.50 U**	ug/L	1.0	0.50	1		11/17/16 16:22	71-55-6	
1,1,2-Trichloroethane	**0.50 U**	ug/L	1.0	0.50	1		11/17/16 16:22	79-00-5	
Trichloroethene	**0.50 U**	ug/L	1.0	0.50	1		11/17/16 16:22	79-01-6	
Trichlorofluoromethane	**0.50 U**	ug/L	1.0	0.50	1		11/17/16 16:22	75-69-4	
1,2,3-Trichloropropane	**0.59 U**	ug/L	1.0	0.59	1		11/17/16 16:22	96-18-4	
Vinyl acetate	**1.0 U**	ug/L	2.0	1.0	1		11/17/16 16:22	108-05-4	
Vinyl chloride	**0.50 U**	ug/L	1.0	0.50	1		11/17/16 16:22	75-01-4	

REPORT OF LABORATORY ANALYSIS

This report shall not be reproduced, except in full,
without the written consent of Pace Analytical Services, LLC.

Pace Analytical Services, LLC
8 East Tower Circle
Ormond Beach, FL 32174
(386)672-5668

ANALYTICAL RESULTS

Project: Tomoka LF Semi-annual MWs
Pace Project No.: 35276270

Sample: TRIP BLANK 11/10/16 **Lab ID: 35276270014** Collected: 11/10/16 00:01 Received: 11/10/16 15:40 Matrix: Water

Parameters	Results	Units	PQL	MDL	DF	Prepared	Analyzed	CAS No.	Qual
8260 MSV	Analytical Method: EPA 8260								
Xylene (Total)	**1.5 U**	ug/L	3.0	1.5	1		11/17/16 16:22	1330-20-7	
Surrogates									
4-Bromofluorobenzene (S)	91	%	89-111		1		11/17/16 16:22	460-00-4	
1,2-Dichloroethane-d4 (S)	102	%	75-135		1		11/17/16 16:22	17060-07-0	
Toluene-d8 (S)	100	%	89-112		1		11/17/16 16:22	2037-26-5	

REPORT OF LABORATORY ANALYSIS

This report shall not be reproduced, except in full,
without the written consent of Pace Analytical Services, LLC.

Pace Analytical Services, LLC
8 East Tower Circle
Ormond Beach, FL 32174
(386)672-5668

QUALITY CONTROL DATA

Project: Tomoka LF Semi-annual MWs
Pace Project No.: 35276270

QC Batch: 333267 Analysis Method: EPA 7470
QC Batch Method: EPA 7470 Analysis Description: 7470 Mercury
Associated Lab Samples: 35276270001, 35276270002, 35276270003, 35276270004, 35276270005, 35276270006, 35276270007, 35276270008, 35276270009, 35276270010, 35276270011, 35276270012, 35276270013

METHOD BLANK: 1784398 Matrix: Water
Associated Lab Samples: 35276270001, 35276270002, 35276270003, 35276270004, 35276270005, 35276270006, 35276270007, 35276270008, 35276270009, 35276270010, 35276270011, 35276270012, 35276270013

Parameter	Units	Blank Result	Reporting Limit	MDL	Analyzed	Qualifiers
Mercury	ug/L	0.10 U	0.20	0.10	11/18/16 13:31	

LABORATORY CONTROL SAMPLE: 1784399

Parameter	Units	Spike Conc.	LCS Result	LCS % Rec	% Rec Limits	Qualifiers
Mercury	ug/L	2	2.0	101	80-120	

MATRIX SPIKE & MATRIX SPIKE DUPLICATE: 1784400 1784401

Parameter	Units	35275629003 Result	MS Spike Conc.	MSD Spike Conc.	MS Result	MSD Result	MS % Rec	MSD % Rec	% Rec Limits	RPD	Max RPD	Qual
Mercury	ug/L	<0.10	2	2	2.0	2.0	94	96	75-125	2	20	

Results presented on this page are in the units indicated by the "Units" column except where an alternate unit is presented to the right of the result.

REPORT OF LABORATORY ANALYSIS

This report shall not be reproduced, except in full,
without the written consent of Pace Analytical Services, LLC.

Pace Analytical Services, LLC
8 East Tower Circle
Ormond Beach, FL 32174
(386)672-5668

QUALITY CONTROL DATA

Project: Tomoka LF Semi-annual MWs
Pace Project No.: 35276270

QC Batch: 332997
QC Batch Method: EPA 3010
Analysis Method: EPA 6010
Analysis Description: 6010 MET
Associated Lab Samples: 35276270001

METHOD BLANK: 1782542
Matrix: Water
Associated Lab Samples: 35276270001

Parameter	Units	Blank Result	Reporting Limit	MDL	Analyzed	Qualifiers
Arsenic	ug/L	5.0 U	10.0	5.0	11/17/16 20:17	
Barium	ug/L	5.0 U	10.0	5.0	11/17/16 20:17	
Beryllium	ug/L	0.50 U	1.0	0.50	11/17/16 20:17	
Cadmium	ug/L	0.50 U	1.0	0.50	11/17/16 20:17	
Chromium	ug/L	2.5 U	5.0	2.5	11/17/16 20:17	
Cobalt	ug/L	5.0 U	10.0	5.0	11/17/16 20:17	
Copper	ug/L	2.5 U	5.0	2.5	11/17/16 20:17	
Iron	ug/L	20.0 U	40.0	20.0	11/17/16 20:17	
Lead	ug/L	5.0 U	10.0	5.0	11/17/16 20:17	
Nickel	ug/L	2.5 U	5.0	2.5	11/17/16 20:17	
Selenium	ug/L	7.5 U	15.0	7.5	11/17/16 20:17	
Silver	ug/L	2.5 U	5.0	2.5	11/17/16 20:17	
Sodium	mg/L	0.50 U	1.0	0.50	11/17/16 20:17	
Vanadium	ug/L	5.0 U	10.0	5.0	11/17/16 20:17	
Zinc	ug/L	10.0 U	20.0	10.0	11/17/16 20:17	

LABORATORY CONTROL SAMPLE: 1782543

Parameter	Units	Spike Conc.	LCS Result	LCS % Rec	% Rec Limits	Qualifiers
Arsenic	ug/L	250	233	93	80-120	
Barium	ug/L	250	244	98	80-120	
Beryllium	ug/L	25	24.6	98	80-120	
Cadmium	ug/L	25	25.3	101	80-120	
Chromium	ug/L	250	243	97	80-120	
Cobalt	ug/L	250	249	100	80-120	
Copper	ug/L	250	231	93	80-120	
Iron	ug/L	2500	2380	95	80-120	
Lead	ug/L	250	250	100	80-120	
Nickel	ug/L	250	251	101	80-120	
Selenium	ug/L	250	245	98	80-120	
Silver	ug/L	25	25.1	100	80-120	
Sodium	mg/L	12.5	11.9	95	80-120	
Vanadium	ug/L	250	242	97	80-120	
Zinc	ug/L	1250	1220	97	80-120	

Results presented on this page are in the units indicated by the "Units" column except where an alternate unit is presented to the right of the result.

REPORT OF LABORATORY ANALYSIS

This report shall not be reproduced, except in full,
without the written consent of Pace Analytical Services, LLC.

Pace Analytical Services, LLC
8 East Tower Circle
Ormond Beach, FL 32174
(386)672-5668

QUALITY CONTROL DATA

Project: Tomoka LF Semi-annual MWs
Pace Project No.: 35276270

MATRIX SPIKE & MATRIX SPIKE DUPLICATE: 1782544 1782545

Parameter	Units	35276214001 Result	MS Spike Conc.	MSD Spike Conc.	MS Result	MSD Result	MS % Rec	MSD % Rec	% Rec Limits	RPD	Max RPD	Qual
Arsenic	ug/L	5.0 U	250	250	239	234	95	93	75-125	2	20	
Barium	ug/L	5.0 U	250	250	243	243	97	97	75-125	0	20	
Beryllium	ug/L	0.50 U	25	25	24.4	24.3	97	97	75-125	0	20	
Cadmium	ug/L	0.50 U	25	25	24.6	24.2	98	96	75-125	2	20	
Chromium	ug/L	2.5 U	250	250	241	243	96	97	75-125	1	20	
Cobalt	ug/L	5.0 U	250	250	245	246	98	98	75-125	0	20	
Copper	ug/L	2.5 U	250	250	233	234	93	94	75-125	1	20	
Iron	ug/L	18600	2500	2500	20700	20800	84	90	75-125	1	20	
Lead	ug/L	5.0 U	250	250	257	256	101	101	75-125	0	20	
Nickel	ug/L	2.5 U	250	250	247	245	99	98	75-125	1	20	
Selenium	ug/L	7.5 U	250	250	244	238	97	94	75-125	3	20	
Silver	ug/L	2.5 U	25	25	25.9	26.2	102	104	75-125	1	20	
Sodium	mg/L	4220 ug/L	12.5	12.5	15.9	16.0	93	94	75-125	1	20	
Vanadium	ug/L	5.0 U	250	250	241	239	96	95	75-125	1	20	
Zinc	ug/L	10.0 U	1250	1250	1200	1200	96	96	75-125	0	20	

Results presented on this page are in the units indicated by the "Units" column except where an alternate unit is presented to the right of the result.

REPORT OF LABORATORY ANALYSIS

This report shall not be reproduced, except in full,
without the written consent of Pace Analytical Services, LLC.

Pace Analytical Services, LLC
8 East Tower Circle
Ormond Beach, FL 32174
(386)672-5668

QUALITY CONTROL DATA

Project: Tomoka LF Semi-annual MWs
Pace Project No.: 35276270

QC Batch: 333123 Analysis Method: EPA 6010
QC Batch Method: EPA 3010 Analysis Description: 6010 MET
Associated Lab Samples: 35276270002, 35276270003, 35276270004, 35276270005, 35276270006, 35276270007, 35276270008

METHOD BLANK: 1783197 Matrix: Water
Associated Lab Samples: 35276270002, 35276270003, 35276270004, 35276270005, 35276270006, 35276270007, 35276270008

Parameter	Units	Blank Result	Reporting Limit	MDL	Analyzed	Qualifiers
Arsenic	ug/L	5.0 U	10.0	5.0	11/21/16 11:31	
Barium	ug/L	5.0 U	10.0	5.0	11/21/16 11:31	
Beryllium	ug/L	0.50 U	1.0	0.50	11/21/16 11:31	
Cadmium	ug/L	0.50 U	1.0	0.50	11/21/16 11:31	
Chromium	ug/L	2.5 U	5.0	2.5	11/21/16 11:31	
Cobalt	ug/L	5.0 U	10.0	5.0	11/21/16 11:31	
Copper	ug/L	2.5 U	5.0	2.5	11/21/16 11:31	
Iron	ug/L	20.0 U	40.0	20.0	11/21/16 11:31	
Lead	ug/L	5.0 U	10.0	5.0	11/21/16 11:31	
Nickel	ug/L	2.5 U	5.0	2.5	11/21/16 11:31	
Selenium	ug/L	7.5 U	15.0	7.5	11/21/16 11:31	
Silver	ug/L	2.5 U	5.0	2.5	11/21/16 11:31	
Sodium	mg/L	0.50 U	1.0	0.50	11/21/16 11:31	
Vanadium	ug/L	5.0 U	10.0	5.0	11/21/16 11:31	
Zinc	ug/L	10.0 U	20.0	10.0	11/21/16 11:31	

LABORATORY CONTROL SAMPLE: 1783198

Parameter	Units	Spike Conc.	LCS Result	LCS % Rec	% Rec Limits	Qualifiers
Arsenic	ug/L	250	248	99	80-120	
Barium	ug/L	250	256	102	80-120	
Beryllium	ug/L	25	26.2	105	80-120	
Cadmium	ug/L	25	25.6	102	80-120	
Chromium	ug/L	250	259	104	80-120	
Cobalt	ug/L	250	257	103	80-120	
Copper	ug/L	250	256	103	80-120	
Iron	ug/L	2500	2680	107	80-120	
Lead	ug/L	250	261	104	80-120	
Nickel	ug/L	250	261	104	80-120	
Selenium	ug/L	250	251	100	80-120	
Silver	ug/L	25	24.6	98	80-120	
Sodium	mg/L	12.5	13.4	107	80-120	
Vanadium	ug/L	250	258	103	80-120	
Zinc	ug/L	1250	1330	107	80-120	

Results presented on this page are in the units indicated by the "Units" column except where an alternate unit is presented to the right of the result.

REPORT OF LABORATORY ANALYSIS

This report shall not be reproduced, except in full,
without the written consent of Pace Analytical Services, LLC.

Pace Analytical Services, LLC
8 East Tower Circle
Ormond Beach, FL 32174
(386)672-5668

QUALITY CONTROL DATA

Project: Tomoka LF Semi-annual MWs
Pace Project No.: 35276270

MATRIX SPIKE & MATRIX SPIKE DUPLICATE: 1783199 1783200

Parameter	Units	35275934002 Result	MS Spike Conc.	MSD Spike Conc.	MS Result	MSD Result	MS % Rec	MSD % Rec	% Rec Limits	RPD	Max RPD	Qual
Arsenic	ug/L	5.0 U	250	250	252	254	101	102	75-125	1	20	
Barium	ug/L	17.2	250	250	277	281	104	105	75-125	1	20	
Beryllium	ug/L	0.50 U	25	25	27.2	27.1	108	108	75-125	0	20	
Cadmium	ug/L	0.50 U	25	25	25.9	26.2	103	105	75-125	1	20	
Chromium	ug/L	2.5 U	250	250	265	268	106	107	75-125	1	20	
Cobalt	ug/L	5.0 U	250	250	263	266	105	106	75-125	1	20	
Copper	ug/L	2.5 U	250	250	265	266	106	106	75-125	1	20	
Iron	ug/L	104	2500	2500	2820	2860	108	110	75-125	2	20	
Lead	ug/L	5.0 U	250	250	264	266	106	106	75-125	1	20	
Nickel	ug/L	2.5 U	250	250	266	270	106	108	75-125	2	20	
Selenium	ug/L	7.5 U	250	250	255	258	102	103	75-125	1	20	
Silver	ug/L	2.5 U	25	25	24.6	25.5	99	102	75-125	3	20	
Sodium	mg/L	10.0	12.5	12.5	23.1	23.4	105	107	75-125	1	20	
Vanadium	ug/L	5.0 U	250	250	265	268	106	107	75-125	1	20	
Zinc	ug/L	10.0 U	1250	1250	1350	1370	108	109	75-125	1	20	

Results presented on this page are in the units indicated by the "Units" column except where an alternate unit is presented to the right of the result.

REPORT OF LABORATORY ANALYSIS

This report shall not be reproduced, except in full,
without the written consent of Pace Analytical Services, LLC.

Pace Analytical Services, LLC
8 East Tower Circle
Ormond Beach, FL 32174
(386)672-5668

QUALITY CONTROL DATA

Project: Tomoka LF Semi-annual MWs
Pace Project No.: 35276270

QC Batch: 333277 Analysis Method: EPA 6010
QC Batch Method: EPA 3010 Analysis Description: 6010 MET
Associated Lab Samples: 35276270009, 35276270010, 35276270011, 35276270012, 35276270013

METHOD BLANK: 1784462 Matrix: Water
Associated Lab Samples: 35276270009, 35276270010, 35276270011, 35276270012, 35276270013

Parameter	Units	Blank Result	Reporting Limit	MDL	Analyzed	Qualifiers
Arsenic	ug/L	5.0 U	10.0	5.0	11/20/16 15:29	
Barium	ug/L	5.0 U	10.0	5.0	11/20/16 15:29	
Beryllium	ug/L	0.50 U	1.0	0.50	11/20/16 15:29	
Cadmium	ug/L	0.50 U	1.0	0.50	11/20/16 15:29	
Chromium	ug/L	2.5 U	5.0	2.5	11/20/16 15:29	
Cobalt	ug/L	5.0 U	10.0	5.0	11/20/16 15:29	
Copper	ug/L	2.5 U	5.0	2.5	11/20/16 15:29	
Iron	ug/L	20.0 U	40.0	20.0	11/20/16 15:29	
Lead	ug/L	5.0 U	10.0	5.0	11/20/16 15:29	
Nickel	ug/L	2.5 U	5.0	2.5	11/20/16 15:29	
Selenium	ug/L	7.5 U	15.0	7.5	11/20/16 15:29	
Silver	ug/L	2.5 U	5.0	2.5	11/20/16 15:29	
Sodium	mg/L	0.50 U	1.0	0.50	11/20/16 15:29	
Vanadium	ug/L	5.0 U	10.0	5.0	11/20/16 15:29	
Zinc	ug/L	10.0 U	20.0	10.0	11/20/16 15:29	

LABORATORY CONTROL SAMPLE: 1784463

Parameter	Units	Spike Conc.	LCS Result	LCS % Rec	% Rec Limits	Qualifiers
Arsenic	ug/L	250	252	101	80-120	
Barium	ug/L	250	258	103	80-120	
Beryllium	ug/L	25	26.4	105	80-120	
Cadmium	ug/L	25	27.2	109	80-120	
Chromium	ug/L	250	269	107	80-120	
Cobalt	ug/L	250	266	107	80-120	
Copper	ug/L	250	253	101	80-120	
Iron	ug/L	2500	2560	102	80-120	
Lead	ug/L	250	275	110	80-120	
Nickel	ug/L	250	270	108	80-120	
Selenium	ug/L	250	260	104	80-120	
Silver	ug/L	25	26.7	107	80-120	
Sodium	mg/L	12.5	13.2	106	80-120	
Vanadium	ug/L	250	258	103	80-120	
Zinc	ug/L	1250	1300	104	80-120	

Results presented on this page are in the units indicated by the "Units" column except where an alternate unit is presented to the right of the result.

REPORT OF LABORATORY ANALYSIS

This report shall not be reproduced, except in full,
without the written consent of Pace Analytical Services, LLC.

Pace Analytical Services, LLC
8 East Tower Circle
Ormond Beach, FL 32174
(386)672-5668

QUALITY CONTROL DATA

Project: Tomoka LF Semi-annual MWs
Pace Project No.: 35276270

MATRIX SPIKE & MATRIX SPIKE DUPLICATE: 1784464 1784465

Parameter	Units	35276270009 Result	MS Spike Conc.	MSD Spike Conc.	MS Result	MSD Result	MS % Rec	MSD % Rec	% Rec Limits	RPD	Max RPD	Qual
Arsenic	ug/L	5.0 U	250	250	259	253	103	101	75-125	2	20	
Barium	ug/L	53.7	250	250	317	311	105	103	75-125	2	20	
Beryllium	ug/L	0.50 U	25	25	27.0	26.7	108	107	75-125	1	20	
Cadmium	ug/L	0.50 U	25	25	26.3	26.4	105	105	75-125	0	20	
Chromium	ug/L	2.5 U	250	250	270	267	108	107	75-125	1	20	
Cobalt	ug/L	5.0 U	250	250	269	265	107	105	75-125	1	20	
Copper	ug/L	2.5 U	250	250	268	265	107	105	75-125	1	20	
Iron	ug/L	1420	2500	2500	4030	3970	104	102	75-125	2	20	
Lead	ug/L	5.0 U	250	250	269	270	107	108	75-125	0	20	
Nickel	ug/L	2.5 U	250	250	272	267	109	107	75-125	2	20	
Selenium	ug/L	7.5 U	250	250	270	264	108	105	75-125	2	20	
Silver	ug/L	2.5 U	25	25	27.5	25.8	109	103	75-125	6	20	
Sodium	mg/L	24.1	12.5	12.5	37.4	37.2	107	105	75-125	1	20	
Vanadium	ug/L	5.0 U	250	250	269	265	106	105	75-125	1	20	
Zinc	ug/L	10.0 U	1250	1250	1320	1300	105	103	75-125	2	20	

Results presented on this page are in the units indicated by the "Units" column except where an alternate unit is presented to the right of the result.

REPORT OF LABORATORY ANALYSIS

This report shall not be reproduced, except in full,
without the written consent of Pace Analytical Services, LLC.

Pace Analytical Services, LLC
8 East Tower Circle
Ormond Beach, FL 32174
(386)672-5668

QUALITY CONTROL DATA

Project: Tomoka LF Semi-annual MWs
Pace Project No.: 35276270

QC Batch: 333122 Analysis Method: EPA 6020
QC Batch Method: EPA 3010 Analysis Description: 6020 MET
Associated Lab Samples: 35276270002, 35276270003, 35276270004, 35276270005, 35276270006, 35276270007, 35276270008

METHOD BLANK: 1783193 Matrix: Water
Associated Lab Samples: 35276270002, 35276270003, 35276270004, 35276270005, 35276270006, 35276270007, 35276270008

Parameter	Units	Blank Result	Reporting Limit	MDL	Analyzed	Qualifiers
Antimony	ug/L	0.50 U	1.0	0.50	11/18/16 17:33	
Thallium	ug/L	0.50 U	1.0	0.50	11/18/16 17:33	

LABORATORY CONTROL SAMPLE: 1783194

Parameter	Units	Spike Conc.	LCS Result	LCS % Rec	% Rec Limits	Qualifiers
Antimony	ug/L	100	93.8	94	80-120	
Thallium	ug/L	100	95.8	96	80-120	

MATRIX SPIKE & MATRIX SPIKE DUPLICATE: 1783195 1783196

Parameter	Units	35275934001 Result	MS Spike Conc.	MSD Spike Conc.	MS Result	MSD Result	MS % Rec	MSD % Rec	% Rec Limits	RPD	Max RPD	Qual
Antimony	ug/L	0.50 U	100	100	95.3	95.6	95	96	75-125	0	20	
Thallium	ug/L	0.50 U	100	100	99.4	99.4	99	99	75-125	0	20	

Results presented on this page are in the units indicated by the "Units" column except where an alternate unit is presented to the right of the result.

REPORT OF LABORATORY ANALYSIS

This report shall not be reproduced, except in full,
without the written consent of Pace Analytical Services, LLC.

Pace Analytical Services, LLC
8 East Tower Circle
Ormond Beach, FL 32174
(386)672-5668

QUALITY CONTROL DATA

Project: Tomoka LF Semi-annual MWs
Pace Project No.: 35276270

QC Batch: 333278 Analysis Method: EPA 6020
QC Batch Method: EPA 3010 Analysis Description: 6020 MET
Associated Lab Samples: 35276270001, 35276270009, 35276270010, 35276270011, 35276270012, 35276270013

METHOD BLANK: 1784466 Matrix: Water
Associated Lab Samples: 35276270001, 35276270009, 35276270010, 35276270011, 35276270012, 35276270013

Parameter	Units	Blank Result	Reporting Limit	MDL	Analyzed	Qualifiers
Antimony	ug/L	0.50 U	1.0	0.50	11/21/16 08:56	
Thallium	ug/L	0.50 U	1.0	0.50	11/21/16 08:56	

LABORATORY CONTROL SAMPLE: 1784467

Parameter	Units	Spike Conc.	LCS Result	LCS % Rec	% Rec Limits	Qualifiers
Antimony	ug/L	50	45.7	91	80-120	
Thallium	ug/L	50	48.0	96	80-120	

MATRIX SPIKE & MATRIX SPIKE DUPLICATE: 1784468 1784469

Parameter	Units	92319375002 Result	MS Spike Conc.	MSD Spike Conc.	MS Result	MSD Result	MS % Rec	MSD % Rec	% Rec Limits	RPD	Max RPD	Qual
Antimony	ug/L	ND	50	50	44.6	44.9	89	90	75-125	1	20	
Thallium	ug/L	ND	50	50	47.5	48.1	95	96	75-125	1	20	

Results presented on this page are in the units indicated by the "Units" column except where an alternate unit is presented to the right of the result.

REPORT OF LABORATORY ANALYSIS

This report shall not be reproduced, except in full,
without the written consent of Pace Analytical Services, LLC.

Pace Analytical Services, LLC
8 East Tower Circle
Ormond Beach, FL 32174
(386)672-5668

QUALITY CONTROL DATA

Project: Tomoka LF Semi-annual MWs
Pace Project No.: 35276270

QC Batch: 333145 Analysis Method: EPA 8260
QC Batch Method: EPA 8260 Analysis Description: 8260 MSV
Associated Lab Samples: 35276270001, 35276270002, 35276270003, 35276270004, 35276270005, 35276270006, 35276270007, 35276270008, 35276270009, 35276270010, 35276270011, 35276270012, 35276270013, 35276270014

METHOD BLANK: 1783322 Matrix: Water
Associated Lab Samples: 35276270001, 35276270002, 35276270003, 35276270004, 35276270005, 35276270006, 35276270007, 35276270008, 35276270009, 35276270010, 35276270011, 35276270012, 35276270013, 35276270014

Parameter	Units	Blank Result	Reporting Limit	MDL	Analyzed	Qualifiers
1,1,1,2-Tetrachloroethane	ug/L	0.50 U	1.0	0.50	11/17/16 15:03	
1,1,1-Trichloroethane	ug/L	0.50 U	1.0	0.50	11/17/16 15:03	
1,1,2,2-Tetrachloroethane	ug/L	0.12 U	0.50	0.12	11/17/16 15:03	
1,1,2-Trichloroethane	ug/L	0.50 U	1.0	0.50	11/17/16 15:03	
1,1-Dichloroethane	ug/L	0.50 U	1.0	0.50	11/17/16 15:03	
1,1-Dichloroethene	ug/L	0.50 U	1.0	0.50	11/17/16 15:03	
1,2,3-Trichloropropane	ug/L	0.59 U	1.0	0.59	11/17/16 15:03	
1,2-Dibromo-3-chloropropane	ug/L	1.0 U	2.0	1.0	11/17/16 15:03	
1,2-Dibromoethane (EDB)	ug/L	0.50 U	1.0	0.50	11/17/16 15:03	
1,2-Dichlorobenzene	ug/L	0.50 U	1.0	0.50	11/17/16 15:03	
1,2-Dichloroethane	ug/L	0.50 U	1.0	0.50	11/17/16 15:03	
1,2-Dichloropropane	ug/L	0.50 U	1.0	0.50	11/17/16 15:03	
1,4-Dichlorobenzene	ug/L	0.50 U	1.0	0.50	11/17/16 15:03	
2-Butanone (MEK)	ug/L	5.0 U	10.0	5.0	11/17/16 15:03	
2-Hexanone	ug/L	5.0 U	10.0	5.0	11/17/16 15:03	
4-Methyl-2-pentanone (MIBK)	ug/L	5.0 U	10.0	5.0	11/17/16 15:03	
Acetone	ug/L	10.0 U	20.0	10.0	11/17/16 15:03	
Acrylonitrile	ug/L	5.0 U	10.0	5.0	11/17/16 15:03	
Benzene	ug/L	0.10 U	1.0	0.10	11/17/16 15:03	
Bromochloromethane	ug/L	0.50 U	1.0	0.50	11/17/16 15:03	
Bromodichloromethane	ug/L	0.27 U	0.60	0.27	11/17/16 15:03	
Bromoform	ug/L	0.50 U	1.0	0.50	11/17/16 15:03	
Bromomethane	ug/L	0.50 U	5.0	0.50	11/17/16 15:03	
Carbon disulfide	ug/L	5.0 U	10.0	5.0	11/17/16 15:03	
Carbon tetrachloride	ug/L	0.50 U	1.0	0.50	11/17/16 15:03	
Chlorobenzene	ug/L	0.50 U	1.0	0.50	11/17/16 15:03	
Chloroethane	ug/L	0.50 U	10.0	0.50	11/17/16 15:03	
Chloroform	ug/L	0.50 U	1.0	0.50	11/17/16 15:03	
Chloromethane	ug/L	0.62 U	1.0	0.62	11/17/16 15:03	
cis-1,2-Dichloroethene	ug/L	0.50 U	1.0	0.50	11/17/16 15:03	
cis-1,3-Dichloropropene	ug/L	0.25 U	0.50	0.25	11/17/16 15:03	
Dibromochloromethane	ug/L	0.26 U	0.50	0.26	11/17/16 15:03	
Dibromomethane	ug/L	0.50 U	1.0	0.50	11/17/16 15:03	
Ethylbenzene	ug/L	0.50 U	1.0	0.50	11/17/16 15:03	
Iodomethane	ug/L	0.50 U	10.0	0.50	11/17/16 15:03	
Methylene Chloride	ug/L	2.5 U	5.0	2.5	11/17/16 15:03	
Styrene	ug/L	0.50 U	1.0	0.50	11/17/16 15:03	
Tetrachloroethene	ug/L	0.50 U	1.0	0.50	11/17/16 15:03	
Toluene	ug/L	0.50 U	1.0	0.50	11/17/16 15:03	
trans-1,2-Dichloroethene	ug/L	0.50 U	1.0	0.50	11/17/16 15:03	

Results presented on this page are in the units indicated by the "Units" column except where an alternate unit is presented to the right of the result.

REPORT OF LABORATORY ANALYSIS

This report shall not be reproduced, except in full,
without the written consent of Pace Analytical Services, LLC.

Pace Analytical Services, LLC
8 East Tower Circle
Ormond Beach, FL 32174
(386)672-5668

QUALITY CONTROL DATA

Project: Tomoka LF Semi-annual MWs
Pace Project No.: 35276270

METHOD BLANK: 1783322 Matrix: Water

Associated Lab Samples: 35276270001, 35276270002, 35276270003, 35276270004, 35276270005, 35276270006, 35276270007, 35276270008, 35276270009, 35276270010, 35276270011, 35276270012, 35276270013, 35276270014

Parameter	Units	Blank Result	Reporting Limit	MDL	Analyzed	Qualifiers
trans-1,3-Dichloropropene	ug/L	0.25 U	0.50	0.25	11/17/16 15:03	
trans-1,4-Dichloro-2-butene	ug/L	5.0 U	10.0	5.0	11/17/16 15:03	
Trichloroethene	ug/L	0.50 U	1.0	0.50	11/17/16 15:03	
Trichlorofluoromethane	ug/L	0.50 U	1.0	0.50	11/17/16 15:03	
Vinyl acetate	ug/L	1.0 U	2.0	1.0	11/17/16 15:03	
Vinyl chloride	ug/L	0.50 U	1.0	0.50	11/17/16 15:03	
Xylene (Total)	ug/L	1.5 U	3.0	1.5	11/17/16 15:03	
1,2-Dichloroethane-d4 (S)	%	101	75-135		11/17/16 15:03	
4-Bromofluorobenzene (S)	%	92	89-111		11/17/16 15:03	
Toluene-d8 (S)	%	100	89-112		11/17/16 15:03	

LABORATORY CONTROL SAMPLE: 1783323

Parameter	Units	Spike Conc.	LCS Result	LCS % Rec	% Rec Limits	Qualifiers
1,1,1,2-Tetrachloroethane	ug/L	20	20.7	103	70-130	
1,1,1-Trichloroethane	ug/L	20	19.9	100	70-130	
1,1,2,2-Tetrachloroethane	ug/L	20	22.6	113	70-130	
1,1,2-Trichloroethane	ug/L	20	21.1	106	70-130	
1,1-Dichloroethane	ug/L	20	21.3	106	70-130	
1,1-Dichloroethene	ug/L	20	22.0	110	65-134	
1,2,3-Trichloropropane	ug/L	20	20.7	104	65-135	
1,2-Dibromo-3-chloropropane	ug/L	20	19.2	96	62-133	
1,2-Dibromoethane (EDB)	ug/L	20	20.8	104	70-130	
1,2-Dichlorobenzene	ug/L	20	21.1	105	70-130	
1,2-Dichloroethane	ug/L	20	20.4	102	70-130	
1,2-Dichloropropane	ug/L	20	21.1	106	70-130	
1,4-Dichlorobenzene	ug/L	20	21.4	107	70-130	
2-Butanone (MEK)	ug/L	40	41.4	103	61-129	
2-Hexanone	ug/L	40	43.8	109	68-131	
4-Methyl-2-pentanone (MIBK)	ug/L	40	42.1	105	70-130	
Acetone	ug/L	40	48.3	121	44-155	
Acrylonitrile	ug/L	200	211	106	59-138	
Benzene	ug/L	20	20.9	104	70-130	
Bromochloromethane	ug/L	20	21.0	105	70-130	
Bromodichloromethane	ug/L	20	21.2	106	70-130	
Bromoform	ug/L	20	19.7	99	62-129	
Bromomethane	ug/L	20	19.5	97	10-179	
Carbon disulfide	ug/L	20	17.9	89	40-156	
Carbon tetrachloride	ug/L	20	20.8	104	66-127	
Chlorobenzene	ug/L	20	20.6	103	70-130	
Chloroethane	ug/L	20	22.2	111	57-142	
Chloroform	ug/L	20	20.4	102	70-130	
Chloromethane	ug/L	20	24.0	120	45-150	

Results presented on this page are in the units indicated by the "Units" column except where an alternate unit is presented to the right of the result.

REPORT OF LABORATORY ANALYSIS

This report shall not be reproduced, except in full,
without the written consent of Pace Analytical Services, LLC.

Pace Analytical Services, LLC
8 East Tower Circle
Ormond Beach, FL 32174
(386)672-5668

QUALITY CONTROL DATA

Project: Tomoka LF Semi-annual MWs
Pace Project No.: 35276270

LABORATORY CONTROL SAMPLE: 1783323

Parameter	Units	Spike Conc.	LCS Result	LCS % Rec	% Rec Limits	Qualifiers
cis-1,2-Dichloroethene	ug/L	20	21.0	105	70-130	
cis-1,3-Dichloropropene	ug/L	20	21.1	106	70-130	
Dibromochloromethane	ug/L	20	20.4	102	70-130	
Dibromomethane	ug/L	20	20.3	102	70-130	
Ethylbenzene	ug/L	20	20.4	102	70-130	
Iodomethane	ug/L	40	37.6	94	21-150	
Methylene Chloride	ug/L	20	17.6	88	65-127	
Styrene	ug/L	20	20.5	102	70-130	
Tetrachloroethene	ug/L	20	17.8	89	48-155	
Toluene	ug/L	20	20.6	103	70-130	
trans-1,2-Dichloroethene	ug/L	20	20.9	104	68-126	
trans-1,3-Dichloropropene	ug/L	20	20.6	103	70-130	
trans-1,4-Dichloro-2-butene	ug/L	20	17.6	88	46-138	
Trichloroethene	ug/L	20	20.5	103	69-129	
Trichlorofluoromethane	ug/L	20	21.5	107	60-144	
Vinyl acetate	ug/L	20	21.3	107	70-130	
Vinyl chloride	ug/L	20	23.2	116	67-136	
Xylene (Total)	ug/L	60	61.4	102	70-130	
1,2-Dichloroethane-d4 (S)	%			104	75-135	
4-Bromofluorobenzene (S)	%			95	89-111	
Toluene-d8 (S)	%			98	89-112	

MATRIX SPIKE SAMPLE: 1784725

Parameter	Units	35276270003 Result	Spike Conc.	MS Result	MS % Rec	% Rec Limits	Qualifiers
1,1,1,2-Tetrachloroethane	ug/L	0.50 U	20	19.2	96	70-130	
1,1,1-Trichloroethane	ug/L	0.50 U	20	19.8	99	70-130	
1,1,2,2-Tetrachloroethane	ug/L	0.12 U	20	21.5	107	70-130	
1,1,2-Trichloroethane	ug/L	0.50 U	20	20.4	102	70-130	
1,1-Dichloroethane	ug/L	0.50 U	20	20.5	102	70-130	
1,1-Dichloroethene	ug/L	0.50 U	20	20.8	104	65-134	
1,2,3-Trichloropropane	ug/L	0.59 U	20	20.9	105	65-135	
1,2-Dibromo-3-chloropropane	ug/L	1.0 U	20	17.5	88	62-133	
1,2-Dibromoethane (EDB)	ug/L	0.50 U	20	19.5	98	70-130	
1,2-Dichlorobenzene	ug/L	0.50 U	20	19.7	99	70-130	
1,2-Dichloroethane	ug/L	0.50 U	20	19.9	99	70-130	
1,2-Dichloropropane	ug/L	0.50 U	20	19.7	98	70-130	
1,4-Dichlorobenzene	ug/L	0.50 U	20	19.8	99	70-130	
2-Butanone (MEK)	ug/L	5.0 U	40	40.9	102	61-129	
2-Hexanone	ug/L	5.0 U	40	41.7	104	68-131	
4-Methyl-2-pentanone (MIBK)	ug/L	5.0 U	40	40.5	101	70-130	
Acetone	ug/L	10.0 U	40	37.9	95	44-155	
Acrylonitrile	ug/L	5.0 U	200	187	94	59-138	
Benzene	ug/L	0.10 U	20	20.1	100	70-130	
Bromochloromethane	ug/L	0.50 U	20	19.3	96	70-130	

Results presented on this page are in the units indicated by the "Units" column except where an alternate unit is presented to the right of the result.

REPORT OF LABORATORY ANALYSIS

This report shall not be reproduced, except in full,
without the written consent of Pace Analytical Services, LLC.

Pace Analytical Services, LLC
8 East Tower Circle
Ormond Beach, FL 32174
(386)672-5668

QUALITY CONTROL DATA

Project: Tomoka LF Semi-annual MWs
Pace Project No.: 35276270

MATRIX SPIKE SAMPLE: 1784725

Parameter	Units	35276270003 Result	Spike Conc.	MS Result	MS % Rec	% Rec Limits	Qualifiers
Bromodichloromethane	ug/L	0.27 U	20	20.0	100	70-130	
Bromoform	ug/L	0.50 U	20	18.2	91	62-129	
Bromomethane	ug/L	0.50 U	20	14.6	73	10-179	
Carbon disulfide	ug/L	5.0 U	20	16.6	83	40-156	
Carbon tetrachloride	ug/L	0.50 U	20	19.6	98	66-127	
Chlorobenzene	ug/L	0.50 U	20	20.4	102	70-130	
Chloroethane	ug/L	0.50 U	20	22.8	114	57-142	
Chloroform	ug/L	0.50 U	20	19.7	99	70-130	
Chloromethane	ug/L	0.62 U	20	21.6	108	45-150	
cis-1,2-Dichloroethene	ug/L	0.50 U	20	20.6	103	70-130	
cis-1,3-Dichloropropene	ug/L	0.25 U	20	18.5	92	70-130	
Dibromochloromethane	ug/L	0.26 U	20	18.9	94	70-130	
Dibromomethane	ug/L	0.50 U	20	18.7	94	70-130	
Ethylbenzene	ug/L	0.50 U	20	19.8	99	70-130	
Iodomethane	ug/L	0.50 U	40	36.3	91	21-150	
Methylene Chloride	ug/L	2.5 U	20	16.9	85	65-127	
Styrene	ug/L	0.50 U	20	20.0	100	70-130	
Tetrachloroethene	ug/L	0.50 U	20	16.2	81	48-155	
Toluene	ug/L	0.50 U	20	20.1	100	70-130	
trans-1,2-Dichloroethene	ug/L	0.50 U	20	20.5	102	68-126	
trans-1,3-Dichloropropene	ug/L	0.25 U	20	18.3	92	70-130	
trans-1,4-Dichloro-2-butene	ug/L	5.0 U	20	12.1	61	46-138	
Trichloroethene	ug/L	0.50 U	20	19.8	99	69-129	
Trichlorofluoromethane	ug/L	0.50 U	20	22.8	114	60-144	
Vinyl acetate	ug/L	1.0 U	20	17.0	85	70-130	
Vinyl chloride	ug/L	0.51 I	20	22.2	109	67-136	
Xylene (Total)	ug/L	1.5 U	60	59.1	98	70-130	
1,2-Dichloroethane-d4 (S)	%				102	75-135	
4-Bromofluorobenzene (S)	%				96	89-111	
Toluene-d8 (S)	%				98	89-112	

SAMPLE DUPLICATE: 1784724

Parameter	Units	35276270002 Result	Dup Result	RPD	Max RPD	Qualifiers
1,1,1,2-Tetrachloroethane	ug/L	0.50 U	0.50 U		40	
1,1,1-Trichloroethane	ug/L	0.50 U	0.50 U		40	
1,1,2,2-Tetrachloroethane	ug/L	0.12 U	0.12 U		40	
1,1,2-Trichloroethane	ug/L	0.50 U	0.50 U		40	
1,1-Dichloroethane	ug/L	0.50 U	0.50 U		40	
1,1-Dichloroethene	ug/L	0.50 U	0.50 U		40	
1,2,3-Trichloropropane	ug/L	0.59 U	0.59 U		40	
1,2-Dibromo-3-chloropropane	ug/L	1.0 U	1.0 U		40	
1,2-Dibromoethane (EDB)	ug/L	0.50 U	0.50 U		40	
1,2-Dichlorobenzene	ug/L	0.50 U	0.50 U		40	
1,2-Dichloroethane	ug/L	0.50 U	0.50 U		40	

Results presented on this page are in the units indicated by the "Units" column except where an alternate unit is presented to the right of the result.

REPORT OF LABORATORY ANALYSIS

This report shall not be reproduced, except in full,
without the written consent of Pace Analytical Services, LLC.

Pace Analytical Services, LLC
8 East Tower Circle
Ormond Beach, FL 32174
(386)672-5668

QUALITY CONTROL DATA

Project: Tomoka LF Semi-annual MWs
Pace Project No.: 35276270

SAMPLE DUPLICATE: 1784724

Parameter	Units	35276270002 Result	Dup Result	RPD	Max RPD	Qualifiers
1,2-Dichloropropane	ug/L	0.50 U	0.50 U		40	
1,4-Dichlorobenzene	ug/L	0.50 U	0.50 U		40	
2-Butanone (MEK)	ug/L	5.0 U	5.0 U		40	
2-Hexanone	ug/L	5.0 U	5.0 U		40	
4-Methyl-2-pentanone (MIBK)	ug/L	5.0 U	5.0 U		40	
Acetone	ug/L	10.0 U	10.0 U		40	
Acrylonitrile	ug/L	5.0 U	5.0 U		40	
Benzene	ug/L	0.10 U	0.10 U		40	
Bromochloromethane	ug/L	0.50 U	0.50 U		40	
Bromodichloromethane	ug/L	0.27 U	0.27 U		40	
Bromoform	ug/L	0.50 U	0.50 U		40	
Bromomethane	ug/L	0.50 U	0.50 U		40	
Carbon disulfide	ug/L	5.0 U	5.0 U		40	
Carbon tetrachloride	ug/L	0.50 U	0.50 U		40	
Chlorobenzene	ug/L	0.50 U	0.50 U		40	
Chloroethane	ug/L	0.50 U	0.50 U		40	
Chloroform	ug/L	0.50 U	0.50 U		40	
Chloromethane	ug/L	0.62 U	0.62 U		40	
cis-1,2-Dichloroethene	ug/L	0.50 U	0.50 U		40	
cis-1,3-Dichloropropene	ug/L	0.25 U	0.25 U		40	
Dibromochloromethane	ug/L	0.26 U	0.26 U		40	
Dibromomethane	ug/L	0.50 U	0.50 U		40	
Ethylbenzene	ug/L	0.50 U	0.50 U		40	
Iodomethane	ug/L	0.50 U	0.50 U		40	
Methylene Chloride	ug/L	2.5 U	2.5 U		40	
Styrene	ug/L	0.50 U	0.50 U		40	
Tetrachloroethene	ug/L	0.50 U	0.50 U		40	
Toluene	ug/L	0.50 U	0.50 U		40	
trans-1,2-Dichloroethene	ug/L	0.50 U	0.50 U		40	
trans-1,3-Dichloropropene	ug/L	0.25 U	0.25 U		40	
trans-1,4-Dichloro-2-butene	ug/L	5.0 U	5.0 U		40	
Trichloroethene	ug/L	0.50 U	0.50 U		40	
Trichlorofluoromethane	ug/L	0.50 U	0.50 U		40	
Vinyl acetate	ug/L	1.0 U	1.0 U		40	
Vinyl chloride	ug/L	0.50 U	0.51 I		40	
Xylene (Total)	ug/L	1.5 U	1.5 U		40	
1,2-Dichloroethane-d4 (S)	%	100	103	3	40	
4-Bromofluorobenzene (S)	%	90	93	4	40	
Toluene-d8 (S)	%	98	99	2	40	

Results presented on this page are in the units indicated by the "Units" column except where an alternate unit is presented to the right of the result.

REPORT OF LABORATORY ANALYSIS

This report shall not be reproduced, except in full,
without the written consent of Pace Analytical Services, LLC.

Pace Analytical Services, LLC
8 East Tower Circle
Ormond Beach, FL 32174
(386)672-5668

QUALITY CONTROL DATA

Project: Tomoka LF Semi-annual MWs
Pace Project No.: 35276270

QC Batch: 332001 Analysis Method: EPA 8011
QC Batch Method: EPA 8011 Analysis Description: 8011 EDB DBCP
Associated Lab Samples: 35276270001, 35276270002, 35276270003, 35276270004, 35276270005, 35276270006

METHOD BLANK: 1776656 Matrix: Water
Associated Lab Samples: 35276270001, 35276270002, 35276270003, 35276270004, 35276270005, 35276270006

Parameter	Units	Blank Result	Reporting Limit	MDL	Analyzed	Qualifiers
1,2-Dibromo-3-chloropropane	ug/L	0.0049 U	0.020	0.0049	11/14/16 22:16	
1,2-Dibromoethane (EDB)	ug/L	0.0075 U	0.010	0.0075	11/14/16 22:16	

LABORATORY CONTROL SAMPLE: 1776657

Parameter	Units	Spike Conc.	LCS Result	LCS % Rec	% Rec Limits	Qualifiers
1,2-Dibromo-3-chloropropane	ug/L	.25	0.25	102	60-140	
1,2-Dibromoethane (EDB)	ug/L	.25	0.27	107	60-140	

MATRIX SPIKE & MATRIX SPIKE DUPLICATE: 1776862 1776863

Parameter	Units	35276003003 Result	MS Spike Conc.	MSD Spike Conc.	MS Result	MSD Result	MS % Rec	MSD % Rec	% Rec Limits	RPD	Max RPD	Qual
1,2-Dibromo-3-chloropropane	ug/L	0.0047 U	.44	.44	0.53	0.52	121	120	60-140	1	40	
1,2-Dibromoethane (EDB)	ug/L	0.0072 U	.44	.44	0.51	0.51	116	117	60-140	1	40	

Results presented on this page are in the units indicated by the "Units" column except where an alternate unit is presented to the right of the result.

REPORT OF LABORATORY ANALYSIS

This report shall not be reproduced, except in full,
without the written consent of Pace Analytical Services, LLC.

Pace Analytical Services, LLC
8 East Tower Circle
Ormond Beach, FL 32174
(386)672-5668

QUALITY CONTROL DATA

Project: Tomoka LF Semi-annual MWs
Pace Project No.: 35276270

QC Batch: 332002 Analysis Method: EPA 8011
QC Batch Method: EPA 8011 Analysis Description: 8011 EDB DBCP
Associated Lab Samples: 35276270007, 35276270008, 35276270009, 35276270010, 35276270011, 35276270012, 35276270013

METHOD BLANK: 1776658 Matrix: Water
Associated Lab Samples: 35276270007, 35276270008, 35276270009, 35276270010, 35276270011, 35276270012, 35276270013

Parameter	Units	Blank Result	Reporting Limit	MDL	Analyzed	Qualifiers
1,2-Dibromo-3-chloropropane	ug/L	0.0049 U	0.020	0.0049	11/16/16 02:03	
1,2-Dibromoethane (EDB)	ug/L	0.0075 U	0.010	0.0075	11/16/16 02:03	

LABORATORY CONTROL SAMPLE: 1776659

Parameter	Units	Spike Conc.	LCS Result	LCS % Rec	% Rec Limits	Qualifiers
1,2-Dibromo-3-chloropropane	ug/L	.25	0.25	99	60-140	
1,2-Dibromoethane (EDB)	ug/L	.25	0.26	105	60-140	

MATRIX SPIKE & MATRIX SPIKE DUPLICATE: 1777405 1777406

Parameter	Units	35276270007 Result	MS Spike Conc.	MSD Spike Conc.	MS Result	MSD Result	MS % Rec	MSD % Rec	% Rec Limits	RPD	Max RPD	Qual
1,2-Dibromo-3-chloropropane	ug/L	0.0047 U	.44	.44	0.72	0.69	164	157	60-140	4	40	J(M1)
1,2-Dibromoethane (EDB)	ug/L	0.0072 U	.44	.44	0.78	0.76	179	174	60-140	3	40	J(M1)

Results presented on this page are in the units indicated by the "Units" column except where an alternate unit is presented to the right of the result.

REPORT OF LABORATORY ANALYSIS

This report shall not be reproduced, except in full,
without the written consent of Pace Analytical Services, LLC.

Pace Analytical Services, LLC
8 East Tower Circle
Ormond Beach, FL 32174
(386)672-5668

QUALITY CONTROL DATA

Project: Tomoka LF Semi-annual MWs
Pace Project No.: 35276270

QC Batch: 332435 Analysis Method: SM 2540C
QC Batch Method: SM 2540C Analysis Description: 2540C Total Dissolved Solids
Associated Lab Samples: 35276270002, 35276270003, 35276270004, 35276270005, 35276270006, 35276270007, 35276270008, 35276270009, 35276270010, 35276270011, 35276270012, 35276270013

METHOD BLANK: 1778502 Matrix: Water
Associated Lab Samples: 35276270002, 35276270003, 35276270004, 35276270005, 35276270006, 35276270007, 35276270008, 35276270009, 35276270010, 35276270011, 35276270012, 35276270013

Parameter	Units	Blank Result	Reporting Limit	MDL	Analyzed	Qualifiers
Total Dissolved Solids	mg/L	5.0 U	5.0	5.0	11/15/16 17:51	

LABORATORY CONTROL SAMPLE: 1778503

Parameter	Units	Spike Conc.	LCS Result	LCS % Rec	% Rec Limits	Qualifiers
Total Dissolved Solids	mg/L	300	285	95	90-110	

SAMPLE DUPLICATE: 1778504

Parameter	Units	35276109001 Result	Dup Result	RPD	Max RPD	Qualifiers
Total Dissolved Solids	mg/L	184	184	0	5	

SAMPLE DUPLICATE: 1778505

Parameter	Units	35276270005 Result	Dup Result	RPD	Max RPD	Qualifiers
Total Dissolved Solids	mg/L	164	156	5	5	

Results presented on this page are in the units indicated by the "Units" column except where an alternate unit is presented to the right of the result.

REPORT OF LABORATORY ANALYSIS

This report shall not be reproduced, except in full,
without the written consent of Pace Analytical Services, LLC.

Pace Analytical Services, LLC
8 East Tower Circle
Ormond Beach, FL 32174
(386)672-5668

QUALITY CONTROL DATA

Project: Tomoka LF Semi-annual MWs
Pace Project No.: 35276270

QC Batch: 333527 Analysis Method: SM 2540C
QC Batch Method: SM 2540C Analysis Description: 2540C Total Dissolved Solids
Associated Lab Samples: 35276270001

METHOD BLANK: 1785777 Matrix: Water
Associated Lab Samples: 35276270001

Parameter	Units	Blank Result	Reporting Limit	MDL	Analyzed	Qualifiers
Total Dissolved Solids	mg/L	5.0 U	5.0	5.0	11/18/16 19:30	

LABORATORY CONTROL SAMPLE: 1785778

Parameter	Units	Spike Conc.	LCS Result	LCS % Rec	% Rec Limits	Qualifiers
Total Dissolved Solids	mg/L	300	305	102	90-110	

SAMPLE DUPLICATE: 1785779

Parameter	Units	35276055005 Result	Dup Result	RPD	Max RPD	Qualifiers
Total Dissolved Solids	mg/L	116	124	7	5	J(D6),Q

Results presented on this page are in the units indicated by the "Units" column except where an alternate unit is presented to the right of the result.

REPORT OF LABORATORY ANALYSIS

This report shall not be reproduced, except in full,
without the written consent of Pace Analytical Services, LLC.

Pace Analytical Services, LLC
8 East Tower Circle
Ormond Beach, FL 32174
(386)672-5668

QUALITY CONTROL DATA

Project: Tomoka LF Semi-annual MWs
Pace Project No.: 35276270

QC Batch: 331945 Analysis Method: EPA 300.0
QC Batch Method: EPA 300.0 Analysis Description: 300.0 IC Anions
Associated Lab Samples: 35276270001, 35276270002, 35276270003, 35276270004, 35276270005, 35276270006, 35276270007, 35276270008

METHOD BLANK: 1776092 Matrix: Water
Associated Lab Samples: 35276270001, 35276270002, 35276270003, 35276270004, 35276270005, 35276270006, 35276270007, 35276270008

Parameter	Units	Blank Result	Reporting Limit	MDL	Analyzed	Qualifiers
Chloride	mg/L	2.5 U	5.0	2.5	11/12/16 10:57	

LABORATORY CONTROL SAMPLE: 1776093

Parameter	Units	Spike Conc.	LCS Result	LCS % Rec	% Rec Limits	Qualifiers
Chloride	mg/L	50	48.2	96	90-110	

MATRIX SPIKE & MATRIX SPIKE DUPLICATE: 1776094 1776095

Parameter	Units	35276211002 Result	MS Spike Conc.	MSD Spike Conc.	MS Result	MSD Result	MS % Rec	MSD % Rec	% Rec Limits	RPD	Max RPD	Qual
Chloride	mg/L	47.5	50	50	103	104	112	112	90-110	0	20	J(M1), L

MATRIX SPIKE & MATRIX SPIKE DUPLICATE: 1776096 1776097

Parameter	Units	35276265001 Result	MS Spike Conc.	MSD Spike Conc.	MS Result	MSD Result	MS % Rec	MSD % Rec	% Rec Limits	RPD	Max RPD	Qual
Chloride	mg/L	10	50	50	56.0	58.8	92	98	90-110	5	20	

Results presented on this page are in the units indicated by the "Units" column except where an alternate unit is presented to the right of the result.

REPORT OF LABORATORY ANALYSIS

This report shall not be reproduced, except in full,
without the written consent of Pace Analytical Services, LLC.

Pace Analytical Services, LLC
8 East Tower Circle
Ormond Beach, FL 32174
(386)672-5668

QUALITY CONTROL DATA

Project: Tomoka LF Semi-annual MWs
Pace Project No.: 35276270

QC Batch: 331967 Analysis Method: EPA 300.0
QC Batch Method: EPA 300.0 Analysis Description: 300.0 IC Anions
Associated Lab Samples: 35276270009, 35276270010, 35276270011, 35276270012, 35276270013

METHOD BLANK: 1776407 Matrix: Water
Associated Lab Samples: 35276270009, 35276270010, 35276270011, 35276270012, 35276270013

Parameter	Units	Blank Result	Reporting Limit	MDL	Analyzed	Qualifiers
Chloride	mg/L	2.5 U	5.0	2.5	11/12/16 22:47	

LABORATORY CONTROL SAMPLE: 1776408

Parameter	Units	Spike Conc.	LCS Result	LCS % Rec	% Rec Limits	Qualifiers
Chloride	mg/L	50	49.4	99	90-110	

MATRIX SPIKE & MATRIX SPIKE DUPLICATE: 1776409 1776410

Parameter	Units	35276268001 Result	MS Spike Conc.	MSD Spike Conc.	MS Result	MSD Result	MS % Rec	MSD % Rec	% Rec Limits	RPD	Max RPD	Qual
Chloride	mg/L	22.6	50	50	75.5	75.4	106	106	90-110	0	20	

MATRIX SPIKE & MATRIX SPIKE DUPLICATE: 1776411 1776412

Parameter	Units	35276344001 Result	MS Spike Conc.	MSD Spike Conc.	MS Result	MSD Result	MS % Rec	MSD % Rec	% Rec Limits	RPD	Max RPD	Qual
Chloride	mg/L	37.9	50	50	88.4	90.4	101	105	90-110	2	20	

Results presented on this page are in the units indicated by the "Units" column except where an alternate unit is presented to the right of the result.

REPORT OF LABORATORY ANALYSIS

This report shall not be reproduced, except in full,
without the written consent of Pace Analytical Services, LLC.

Pace Analytical Services, LLC
8 East Tower Circle
Ormond Beach, FL 32174
(386)672-5668

QUALITY CONTROL DATA

Project: Tomoka LF Semi-annual MWs
Pace Project No.: 35276270

QC Batch: 333010 Analysis Method: EPA 350.1
QC Batch Method: EPA 350.1 Analysis Description: 350.1 Ammonia
Associated Lab Samples: 35276270001, 35276270002

METHOD BLANK: 1782596 Matrix: Water
Associated Lab Samples: 35276270001, 35276270002

Parameter	Units	Blank Result	Reporting Limit	MDL	Analyzed	Qualifiers
Nitrogen, Ammonia	mg/L	0.020 U	0.050	0.020	11/17/16 12:37	

LABORATORY CONTROL SAMPLE: 1782597

Parameter	Units	Spike Conc.	LCS Result	LCS % Rec	% Rec Limits	Qualifiers
Nitrogen, Ammonia	mg/L	1	1.0	103	90-110	

MATRIX SPIKE SAMPLE: 1782599

Parameter	Units	35275631002 Result	Spike Conc.	MS Result	MS % Rec	% Rec Limits	Qualifiers
Nitrogen, Ammonia	mg/L	0.87	1	1.8	96	90-110	

SAMPLE DUPLICATE: 1782598

Parameter	Units	35275631002 Result	Dup Result	RPD	Max RPD	Qualifiers
Nitrogen, Ammonia	mg/L	0.87	0.85	1	20	

Results presented on this page are in the units indicated by the "Units" column except where an alternate unit is presented to the right of the result.

REPORT OF LABORATORY ANALYSIS

This report shall not be reproduced, except in full,
without the written consent of Pace Analytical Services, LLC.

Pace Analytical Services, LLC
8 East Tower Circle
Ormond Beach, FL 32174
(386)672-5668

QUALITY CONTROL DATA

Project: Tomoka LF Semi-annual MWs
Pace Project No.: 35276270

QC Batch: 333011 Analysis Method: EPA 350.1
QC Batch Method: EPA 350.1 Analysis Description: 350.1 Ammonia
Associated Lab Samples: 35276270003, 35276270004, 35276270005, 35276270006, 35276270007, 35276270008, 35276270009, 35276270010

METHOD BLANK: 1782600 Matrix: Water
Associated Lab Samples: 35276270003, 35276270004, 35276270005, 35276270006, 35276270007, 35276270008, 35276270009, 35276270010

Parameter	Units	Blank Result	Reporting Limit	MDL	Analyzed	Qualifiers
Nitrogen, Ammonia	mg/L	0.020 U	0.050	0.020	11/17/16 13:27	

LABORATORY CONTROL SAMPLE: 1782601

Parameter	Units	Spike Conc.	LCS Result	LCS % Rec	% Rec Limits	Qualifiers
Nitrogen, Ammonia	mg/L	1	1.0	103	90-110	

MATRIX SPIKE SAMPLE: 1782603

Parameter	Units	35276270003 Result	Spike Conc.	MS Result	MS % Rec	% Rec Limits	Qualifiers
Nitrogen, Ammonia	mg/L	0.79	1	1.9	108	90-110	

SAMPLE DUPLICATE: 1782602

Parameter	Units	35276270003 Result	Dup Result	RPD	Max RPD	Qualifiers
Nitrogen, Ammonia	mg/L	0.79	0.77	2	20	

Results presented on this page are in the units indicated by the "Units" column except where an alternate unit is presented to the right of the result.

REPORT OF LABORATORY ANALYSIS

This report shall not be reproduced, except in full,
without the written consent of Pace Analytical Services, LLC.

Pace Analytical Services, LLC
8 East Tower Circle
Ormond Beach, FL 32174
(386)672-5668

QUALITY CONTROL DATA

Project: Tomoka LF Semi-annual MWs
Pace Project No.: 35276270

QC Batch: 333012 Analysis Method: EPA 350.1
QC Batch Method: EPA 350.1 Analysis Description: 350.1 Ammonia
Associated Lab Samples: 35276270011, 35276270012, 35276270013

METHOD BLANK: 1782604 Matrix: Water
Associated Lab Samples: 35276270011, 35276270012, 35276270013

Parameter	Units	Blank Result	Reporting Limit	MDL	Analyzed	Qualifiers
Nitrogen, Ammonia	mg/L	0.020 U	0.050	0.020	11/17/16 14:17	

LABORATORY CONTROL SAMPLE: 1782605

Parameter	Units	Spike Conc.	LCS Result	LCS % Rec	% Rec Limits	Qualifiers
Nitrogen, Ammonia	mg/L	1	1.1	105	90-110	

MATRIX SPIKE SAMPLE: 1782607

Parameter	Units	35274700001 Result	Spike Conc.	MS Result	MS % Rec	% Rec Limits	Qualifiers
Nitrogen, Ammonia	mg/L	1530	1	0.020 U	-153000	90-110	J(M1)

SAMPLE DUPLICATE: 1782606

Parameter	Units	35274700001 Result	Dup Result	RPD	Max RPD	Qualifiers
Nitrogen, Ammonia	mg/L	1530	1530	0	20	

Results presented on this page are in the units indicated by the "Units" column except where an alternate unit is presented to the right of the result.

REPORT OF LABORATORY ANALYSIS

This report shall not be reproduced, except in full,
without the written consent of Pace Analytical Services, LLC.

Pace Analytical Services, LLC
8 East Tower Circle
Ormond Beach, FL 32174
(386)672-5668

QUALITY CONTROL DATA

Project: Tomoka LF Semi-annual MWs
Pace Project No.: 35276270

QC Batch: 331648 Analysis Method: EPA 353.2
QC Batch Method: EPA 353.2 Analysis Description: 353.2 Nitrate + Nitrite, Unpres.
Associated Lab Samples: 35276270001, 35276270002, 35276270003, 35276270004, 35276270005, 35276270006, 35276270007

METHOD BLANK: 1774025 Matrix: Water
Associated Lab Samples: 35276270001, 35276270002, 35276270003, 35276270004, 35276270005, 35276270006, 35276270007

Parameter	Units	Blank Result	Reporting Limit	MDL	Analyzed	Qualifiers
Nitrogen, Nitrate	mg/L	0.010 U	0.040	0.010	11/11/16 13:37	

SAMPLE DUPLICATE: 1774027

Parameter	Units	35276069001 Result	Dup Result	RPD	Max RPD	Qualifiers
Nitrogen, Nitrate	mg/L	0.093	0.096	3	20	

SAMPLE DUPLICATE: 1774029

Parameter	Units	35276214007 Result	Dup Result	RPD	Max RPD	Qualifiers
Nitrogen, Nitrate	mg/L	0.010 U	0.010 U		20	

Results presented on this page are in the units indicated by the "Units" column except where an alternate unit is presented to the right of the result.

REPORT OF LABORATORY ANALYSIS

This report shall not be reproduced, except in full,
without the written consent of Pace Analytical Services, LLC.

Pace Analytical Services, LLC
8 East Tower Circle
Ormond Beach, FL 32174
(386)672-5668

QUALITY CONTROL DATA

Project: Tomoka LF Semi-annual MWs
Pace Project No.: 35276270

QC Batch: 331840 Analysis Method: EPA 353.2
QC Batch Method: EPA 353.2 Analysis Description: 353.2 Nitrate + Nitrite, Unpres.
Associated Lab Samples: 35276270008, 35276270009, 35276270010, 35276270011, 35276270012, 35276270013

METHOD BLANK: 1775030 Matrix: Water
Associated Lab Samples: 35276270008, 35276270009, 35276270010, 35276270011, 35276270012, 35276270013

Parameter	Units	Blank Result	Reporting Limit	MDL	Analyzed	Qualifiers
Nitrogen, Nitrate	mg/L	0.010 U	0.040	0.010	11/11/16 16:36	

SAMPLE DUPLICATE: 1775032

Parameter	Units	35274201001 Result	Dup Result	RPD	Max RPD	Qualifiers
Nitrogen, Nitrate	mg/L	1.2	0.064 I		20	Q

SAMPLE DUPLICATE: 1775034

Parameter	Units	35276308003 Result	Dup Result	RPD	Max RPD	Qualifiers
Nitrogen, Nitrate	mg/L	0.010 U	0.010 U		20	

Results presented on this page are in the units indicated by the "Units" column except where an alternate unit is presented to the right of the result.

REPORT OF LABORATORY ANALYSIS

This report shall not be reproduced, except in full,
without the written consent of Pace Analytical Services, LLC.

Pace Analytical Services, LLC
8 East Tower Circle
Ormond Beach, FL 32174
(386)672-5668

QUALIFIERS

Project: Tomoka LF Semi-annual MWs
Pace Project No.: 35276270

DEFINITIONS

DF - Dilution Factor, if reported, represents the factor applied to the reported data due to dilution of the sample aliquot.

ND - Not Detected at or above adjusted reporting limit.

MDL - Adjusted Method Detection Limit.

PQL - Practical Quantitation Limit.

RL - Reporting Limit.

S - Surrogate

1,2-Diphenylhydrazine decomposes to and cannot be separated from Azobenzene using Method 8270. The result for each analyte is a combined concentration.

Consistent with EPA guidelines, unrounded data are displayed and have been used to calculate % recovery and RPD values.

LCS(D) - Laboratory Control Sample (Duplicate)

MS(D) - Matrix Spike (Duplicate)

DUP - Sample Duplicate

RPD - Relative Percent Difference

NC - Not Calculable.

SG - Silica Gel - Clean-Up

U - Indicates the compound was analyzed for, but not detected.

N-Nitrosodiphenylamine decomposes and cannot be separated from Diphenylamine using Method 8270. The result reported for each analyte is a combined concentration.

Pace Analytical is TNI accredited. Contact your Pace PM for the current list of accredited analytes.

TNI - The NELAC Institute.

LABORATORIES

PASI-O	Pace Analytical Services - Ormond Beach

ANALYTE QUALIFIERS

I	The reported value is between the laboratory method detection limit and the laboratory practical quantitation limit.
U	Compound was analyzed for but not detected.
D3	Sample was diluted due to the presence of high levels of non-target analytes or other matrix interference.
J(D6)	Estimated Value. The relative percent difference (RPD) between the sample and sample duplicate exceeded laboratory control limits.
J(M1)	Estimated Value. Matrix spike recovery exceeded QC limits. Batch accepted based on laboratory control sample (LCS) recovery.
L	Off-scale high. Actual value is known to be greater than value given.
Q	Sample held beyond the accepted holding time.

This report shall not be reproduced, except in full,
without the written consent of Pace Analytical Services, LLC.

Pace Analytical Services, LLC
8 East Tower Circle
Ormond Beach, FL 32174
(386)672-5668

QUALITY CONTROL DATA CROSS REFERENCE TABLE

Project: Tomoka LF Semi-annual MWs
Pace Project No.: 35276270

Lab ID	Sample ID	QC Batch Method	QC Batch	Analytical Method	Analytical Batch
35276270002	**B5**				
35276270003	**B5 Dup**				
35276270004	**B2**				
35276270005	**B11**				
35276270006	**B33-2**				
35276270007	**B33-1**				
35276270008	**B68**				
35276270009	**B70-2**				
35276270010	**B71**				
35276270011	**B70-1**				
35276270012	**B72**				
35276270013	**B73-2**				
35276270001	**EQ Blank 11/10/16**	EPA 8011	332001	EPA 8011	332414
35276270002	**B5**	EPA 8011	332001	EPA 8011	332414
35276270003	**B5 Dup**	EPA 8011	332001	EPA 8011	332414
35276270004	**B2**	EPA 8011	332001	EPA 8011	332414
35276270005	**B11**	EPA 8011	332001	EPA 8011	332414
35276270006	**B33-2**	EPA 8011	332001	EPA 8011	332414
35276270007	**B33-1**	EPA 8011	332002	EPA 8011	332416
35276270008	**B68**	EPA 8011	332002	EPA 8011	332416
35276270009	**B70-2**	EPA 8011	332002	EPA 8011	332416
35276270010	**B71**	EPA 8011	332002	EPA 8011	332416
35276270011	**B70-1**	EPA 8011	332002	EPA 8011	332416
35276270012	**B72**	EPA 8011	332002	EPA 8011	332416
35276270013	**B73-2**	EPA 8011	332002	EPA 8011	332416
35276270001	**EQ Blank 11/10/16**	EPA 3010	332997	EPA 6010	333089
35276270002	**B5**	EPA 3010	333123	EPA 6010	333262
35276270003	**B5 Dup**	EPA 3010	333123	EPA 6010	333262
35276270004	**B2**	EPA 3010	333123	EPA 6010	333262
35276270005	**B11**	EPA 3010	333123	EPA 6010	333262
35276270006	**B33-2**	EPA 3010	333123	EPA 6010	333262
35276270007	**B33-1**	EPA 3010	333123	EPA 6010	333262
35276270008	**B68**	EPA 3010	333123	EPA 6010	333262
35276270009	**B70-2**	EPA 3010	333277	EPA 6010	333361
35276270010	**B71**	EPA 3010	333277	EPA 6010	333361
35276270011	**B70-1**	EPA 3010	333277	EPA 6010	333361
35276270012	**B72**	EPA 3010	333277	EPA 6010	333361
35276270013	**B73-2**	EPA 3010	333277	EPA 6010	333361
35276270001	**EQ Blank 11/10/16**	EPA 3010	333278	EPA 6020	333353
35276270002	**B5**	EPA 3010	333122	EPA 6020	333263
35276270003	**B5 Dup**	EPA 3010	333122	EPA 6020	333263
35276270004	**B2**	EPA 3010	333122	EPA 6020	333263
35276270005	**B11**	EPA 3010	333122	EPA 6020	333263
35276270006	**B33-2**	EPA 3010	333122	EPA 6020	333263
35276270007	**B33-1**	EPA 3010	333122	EPA 6020	333263

This report shall not be reproduced, except in full,
without the written consent of Pace Analytical Services, LLC.

Pace Analytical Services, LLC
8 East Tower Circle
Ormond Beach, FL 32174
(386)672-5668

QUALITY CONTROL DATA CROSS REFERENCE TABLE

Project: Tomoka LF Semi-annual MWs
Pace Project No.: 35276270

Lab ID	Sample ID	QC Batch Method	QC Batch	Analytical Method	Analytical Batch
35276270008	**B68**	EPA 3010	333122	EPA 6020	333263
35276270009	**B70-2**	EPA 3010	333278	EPA 6020	333353
35276270010	**B71**	EPA 3010	333278	EPA 6020	333353
35276270011	**B70-1**	EPA 3010	333278	EPA 6020	333353
35276270012	**B72**	EPA 3010	333278	EPA 6020	333353
35276270013	**B73-2**	EPA 3010	333278	EPA 6020	333353
35276270001	**EQ Blank 11/10/16**	EPA 7470	333267	EPA 7470	333326
35276270002	**B5**	EPA 7470	333267	EPA 7470	333326
35276270003	**B5 Dup**	EPA 7470	333267	EPA 7470	333326
35276270004	**B2**	EPA 7470	333267	EPA 7470	333326
35276270005	**B11**	EPA 7470	333267	EPA 7470	333326
35276270006	**B33-2**	EPA 7470	333267	EPA 7470	333326
35276270007	**B33-1**	EPA 7470	333267	EPA 7470	333326
35276270008	**B68**	EPA 7470	333267	EPA 7470	333326
35276270009	**B70-2**	EPA 7470	333267	EPA 7470	333326
35276270010	**B71**	EPA 7470	333267	EPA 7470	333326
35276270011	**B70-1**	EPA 7470	333267	EPA 7470	333326
35276270012	**B72**	EPA 7470	333267	EPA 7470	333326
35276270013	**B73-2**	EPA 7470	333267	EPA 7470	333326
35276270001	**EQ Blank 11/10/16**	EPA 8260	333145		
35276270002	**B5**	EPA 8260	333145		
35276270003	**B5 Dup**	EPA 8260	333145		
35276270004	**B2**	EPA 8260	333145		
35276270005	**B11**	EPA 8260	333145		
35276270006	**B33-2**	EPA 8260	333145		
35276270007	**B33-1**	EPA 8260	333145		
35276270008	**B68**	EPA 8260	333145		
35276270009	**B70-2**	EPA 8260	333145		
35276270010	**B71**	EPA 8260	333145		
35276270011	**B70-1**	EPA 8260	333145		
35276270012	**B72**	EPA 8260	333145		
35276270013	**B73-2**	EPA 8260	333145		
35276270014	**TRIP BLANK 11/10/16**	EPA 8260	333145		
35276270001	**EQ Blank 11/10/16**	SM 2540C	333527		
35276270002	**B5**	SM 2540C	332435		
35276270003	**B5 Dup**	SM 2540C	332435		
35276270004	**B2**	SM 2540C	332435		
35276270005	**B11**	SM 2540C	332435		
35276270006	**B33-2**	SM 2540C	332435		
35276270007	**B33-1**	SM 2540C	332435		
35276270008	**B68**	SM 2540C	332435		
35276270009	**B70-2**	SM 2540C	332435		
35276270010	**B71**	SM 2540C	332435		
35276270011	**B70-1**	SM 2540C	332435		
35276270012	**B72**	SM 2540C	332435		
35276270013	**B73-2**	SM 2540C	332435		

REPORT OF LABORATORY ANALYSIS

This report shall not be reproduced, except in full,
without the written consent of Pace Analytical Services, LLC.

Pace Analytical Services, LLC
8 East Tower Circle
Ormond Beach, FL 32174
(386)672-5668

QUALITY CONTROL DATA CROSS REFERENCE TABLE

Project: Tomoka LF Semi-annual MWs
Pace Project No.: 35276270

Lab ID	Sample ID	QC Batch Method	QC Batch	Analytical Method	Analytical Batch
35276270001	**EQ Blank 11/10/16**	EPA 300.0	331945		
35276270002	**B5**	EPA 300.0	331945		
35276270003	**B5 Dup**	EPA 300.0	331945		
35276270004	**B2**	EPA 300.0	331945		
35276270005	**B11**	EPA 300.0	331945		
35276270006	**B33-2**	EPA 300.0	331945		
35276270007	**B33-1**	EPA 300.0	331945		
35276270008	**B68**	EPA 300.0	331945		
35276270009	**B70-2**	EPA 300.0	331967		
35276270010	**B71**	EPA 300.0	331967		
35276270011	**B70-1**	EPA 300.0	331967		
35276270012	**B72**	EPA 300.0	331967		
35276270013	**B73-2**	EPA 300.0	331967		
35276270001	**EQ Blank 11/10/16**	EPA 350.1	333010		
35276270002	**B5**	EPA 350.1	333010		
35276270003	**B5 Dup**	EPA 350.1	333011		
35276270004	**B2**	EPA 350.1	333011		
35276270005	**B11**	EPA 350.1	333011		
35276270006	**B33-2**	EPA 350.1	333011		
35276270007	**B33-1**	EPA 350.1	333011		
35276270008	**B68**	EPA 350.1	333011		
35276270009	**B70-2**	EPA 350.1	333011		
35276270010	**B71**	EPA 350.1	333011		
35276270011	**B70-1**	EPA 350.1	333012		
35276270012	**B72**	EPA 350.1	333012		
35276270013	**B73-2**	EPA 350.1	333012		
35276270001	**EQ Blank 11/10/16**	EPA 353.2	331648		
35276270002	**B5**	EPA 353.2	331648		
35276270003	**B5 Dup**	EPA 353.2	331648		
35276270004	**B2**	EPA 353.2	331648		
35276270005	**B11**	EPA 353.2	331648		
35276270006	**B33-2**	EPA 353.2	331648		
35276270007	**B33-1**	EPA 353.2	331648		
35276270008	**B68**	EPA 353.2	331840		
35276270009	**B70-2**	EPA 353.2	331840		
35276270010	**B71**	EPA 353.2	331840		
35276270011	**B70-1**	EPA 353.2	331840		
35276270012	**B72**	EPA 353.2	331840		
35276270013	**B73-2**	EPA 353.2	331840		

This report shall not be reproduced, except in full,
without the written consent of Pace Analytical Services, LLC.

WO#: 35276270

35276270

CHAIN-OF-CUSTODY / Analytical Request Document

The Chain-of-Custody is a LEGAL DOCUMENT. All relevant fields must be completed accurately.

Page : 1 Of 1

Required Client Information:

Company:	Volusia County Solid Waste Management
Address:	1990 Tomoka Farms Road
	Port Orange, FL 32128
Email:	jstirk@volusia.org
Phone:	(386)947-2952 Fax:
Requested Due Date:	

Required Project Information:

Report To:	Jennifer Stirk
Copy To:	
Purchase Order #:	
Project Name:	Tomoka LF Semi-annual MWs
Project #:	

Section C
Invoice Information:

Attention:	
Company Name:	
Address:	
Pace Quote:	
Pace Project Manager:	jeff.baylor@pacelabs.com,
Pace Profile #:	1590, Line 1

Regulatory Agency

State / Location

Requested Analysis Filtered (Y/N)

ITEM #	SAMPLE ID (One Character per box. (A-Z, 0-9 / , -) Sample Ids must be unique)	MATRIX CODE (see valid codes to left)	SAMPLE TYPE (G=GRAB C=COMP)	COLLECTED START DATE	COLLECTED START TIME	COLLECTED END DATE	COLLECTED END TIME	SAMPLE TEMP AT COLLECTION	# OF CONTAINERS	Preservatives: Unpreserved	H2SO4	HNO3	HCl	NaOH	Na2S2O3	Methanol	Other	Analyses Test Y/N	TDS, NO3, CL	ammonia	Metals by 6010/6020/Hg	EDB 8011	8260 VOCs Full List	Trip Blank DO NOT OPEN -	Residual Chlorine (Y/N)
1	EQ	WT	G			11-10-16	0915		8	3	1	1	3					X	X	X	X	X		
2	B5						0955																		
3	DUPLICATE						0955																		
4	B2						1041																		
5	B11						1117																		
6	B33-2						1200																		
7	B33-1						1306																		
8	B68						1435																		
9	B70-2						0941																		
10	B71						1016																		
11	B70-1						1109																		
12	B72						1147																		

MATRIX CODE: Drinking Water DW; Water WT; Waste Water WW; Product P; Soil/Solid SL; Oil OL; Wipe WP; Air AR; Other OT; Tissue TS

ADDITIONAL COMMENTS	RELINQUISHED BY / AFFILIATION	DATE	TIME	ACCEPTED BY / AFFILIATION	DATE	TIME	SAMPLE CONDITIONS: TEMP in C	Received on Ice (Y/N)	Custody Sealed Cooler (Y/N)	Samples Intact (Y/N)
SAMPLING KIT-EMPTY	7730/PACE	11-6-16	1600							
	[signature]/PACE	11-10-16	1540	[signature] T-269	11/10/16	15:40	1.9	Y	N	Y

SAMPLER NAME AND SIGNATURE

PRINT Name of SAMPLER: MARY GILBERT

SIGNATURE of SAMPLER: [signature] DATE Signed: 11-10-16

CHAIN-OF-CUSTODY / Analytical Request Document

The Chain-of-Custody is a LEGAL DOCUMENT. All relevant fields must be completed accurately.

Page : 1 Of 1

Section A — Required Client Information:

Company:	Volusia County Solid Waste Management
Address:	1990 Tomoka Farms Road
	Port Orange, FL 32128
Email:	jstirk@volusia.org
Phone:	(386)947-2952 Fax:
Requested Due Date:	

Section B — Required Project Information:

Report To:	Jennifer Stirk
Copy To:	
Purchase Order #:	
Project Name:	Tomoka LF Semi-annual MWs
Project #:	

Section C — Invoice Information:

Attention:	
Company Name:	
Address:	
Pace Quote:	
Pace Project Manager:	jeff.baylor@pacelabs.com,
Pace Profile #:	1590, Line 1

Regulatory Agency:

State / Location:

SAMPLE ID — One Character per box. (A-Z, 0-9 / , -) Sample Ids must be unique

MATRIX CODE: Drinking Water DW; Water WT; Waste Water WW; Product P; Soil/Solid SL; Oil OL; Wipe WP; Air AR; Other OT; Tissue TS

ITEM #	SAMPLE ID	MATRIX CODE (see valid codes to left)	SAMPLE TYPE (G=GRAB C=COMP)	COLLECTED START DATE	COLLECTED START TIME	COLLECTED END DATE	COLLECTED END TIME	SAMPLE TEMP AT COLLECTION	# OF CONTAINERS	Preservatives: Unpreserved	H2SO4	HNO3	HCl	NaOH	Na2S2O3	Methanol	Other	Analyses Test Y/N	TDS, NO3, CL	ammonia	Metals by 6010/6020/Hg	EDB 8011	8260 VOCs Full List	Trip Blank DO NOT OPEN -	Residual Chlorine (Y/N)
1	B73-2	WT	G			11-10-16	1254		8	3	1	1	3						X	X	X	X	X		
2	TRIP BLANKS	WT	G			11-10-16			3				3											X	
3																										
4																										
5																										
6																										
7																										
8																										
9																										
10																										
11																										
12																										

ADDITIONAL COMMENTS	RELINQUISHED BY / AFFILIATION	DATE	TIME	ACCEPTED BY / AFFILIATION	DATE	TIME	SAMPLE CONDITIONS			
SAMPLING KIT-EMPTY	730/PACE	11-6-16	1600							
	[signature]	11-10-16	1540	[signature] T-769	11/10/16	15:40	1.9	Y	N	Y

SAMPLER NAME AND SIGNATURE

PRINT Name of SAMPLER: MARK GILBERT

SIGNATURE of SAMPLER: [signature] DATE Signed: 11-10-16

TEMP in C | Received on Ice (Y/N) | Custody Sealed Cooler (Y/N) | Samples Intact (Y/N)

Form FD 9000-24
GROUNDWATER SAMPLING LOG

SITE NAME: VOLUSIA COUNTY SOLID WASTE	SITE LOCATION: TOMOKA LF SEMI ANNUAL	
WELL NO: O	SAMPLE ID: EQ	DATE: 11-10-16

PURGING DATA

WELL DIAMETER (inches):	TUBING DIAMETER (inches):	WELL SCREEN INTERVAL DEPTH: feet to feet	STATIC DEPTH TO WATER (feet):	PURGE PUMP TYPE OR BAILER: PP

WELL VOLUME PURGE: 1 WELL VOLUME = (TOTAL WELL DEPTH – STATIC DEPTH TO WATER) X WELL CAPACITY
(only fill out if applicable)
= (feet – feet) X gallons/foot = gallons

EQUIPMENT VOLUME PURGE: 1 EQUIPMENT VOL. = PUMP VOLUME + (TUBING CAPACITY X TUBING LENGTH) + FLOW CELL VOLUME
(only fill out if applicable)
= gallons + (gallons/foot X feet) + gallons = gallons

INITIAL PUMP OR TUBING DEPTH IN WELL (feet):	FINAL PUMP OR TUBING DEPTH IN WELL (feet):	PURGING INITIATED AT:	PURGING ENDED AT:	TOTAL VOLUME PURGED (gallons):

TIME	VOLUME PURGED (gallons)	CUMUL. VOLUME PURGED (gallons)	PURGE RATE (gpm)	DEPTH TO WATER (feet)	pH (standard units)	TEMP. (°C)	COND. (circle units) µmhos/cm or µS/cm	DISSOLVED OXYGEN (circle units) mg/L or % saturation	TURBIDITY (NTUs)	COLOR (describe)	ODOR (describe)

WELL CAPACITY (Gallons Per Foot): **0.75"** = 0.02; **1"** = 0.04; **1.25"** = 0.06; **2"** = 0.16; **3"** = 0.37; **4"** = 0.65; **5"** = 1.02; **6"** = 1.47; **12"** = 5.88
TUBING INSIDE DIA. CAPACITY (Gal./Ft.): **1/8"** = 0.0006; **3/16"** = 0.0014; **1/4"** = 0.0026; **5/16"** = 0.004; **3/8"** = 0.006; **1/2"** = 0.010; **5/8"** = 0.016

PURGING EQUIPMENT CODES: **B** = Bailer; **BP** = Bladder Pump; **ESP** = Electric Submersible Pump; **PP** = Peristaltic Pump; **O** = Other (Specify)

SAMPLING DATA

SAMPLED BY (PRINT) / AFFILIATION: MARK GILBERT / PACE	SAMPLER(S) SIGNATURE(S):	SAMPLING INITIATED AT:	SAMPLING ENDED AT: 0915
PUMP OR TUBING DEPTH IN WELL (feet):	TUBING MATERIAL CODE: PE, S	FIELD-FILTERED: Y (N) Filtration Equipment Type:	FILTER SIZE: ____ µm
FIELD DECONTAMINATION: PUMP Y (N)	TUBING Y (N) (replaced)	DUPLICATE: Y (N)	

SAMPLE CONTAINER SPECIFICATION				SAMPLE PRESERVATION					
SAMPLE ID CODE	# CONTAINERS	MATERIAL CODE	VOLUME	PRESERVATIVE USED	TOTAL VOL ADDED IN FIELD (mL)	FINAL pH	INTENDED ANALYSIS AND/OR METHOD	SAMPLING EQUIPMENT CODE	SAMPLE PUMP FLOW RATE (mL per minute)
	1	PE	1000	ICE			TAS, NO3, CL	APP	<400
	1	↓	250	HNO3			METALS	↓	↓
	1	↓	250	H2SO4			NH3		
	2	CG	40	ICE			8011		
	3	CG	40	HCL			8260	↓	↓

REMARKS:

MATERIAL CODES: **AG** = Amber Glass; **CG** = Clear Glass; **PE** = Polyethylene; **PP** = Polypropylene; **S** = Silicone; **T** = Teflon; **O** = Other (Specify)

SAMPLING EQUIPMENT CODES: **APP** = After Peristaltic Pump; **B** = Bailer; **BP** = Bladder Pump; **ESP** = Electric Submersible Pump; **RFPP** = Reverse Flow Peristaltic Pump; **SM** = Straw Method (Tubing Gravity Drain); **O** = Other (Specify)

NOTES: 1. The above do not constitute all of the information required by Chapter 62-160, F.A.C.
2. STABILIZATION CRITERIA FOR RANGE OF VARIATION OF LAST THREE CONSECUTIVE READINGS (SEE FS 2212, SECTION 3)

pH: ± 0.2 units **Temperature:** ± 0.2 °C **Specific Conductance:** ± 5% **Dissolved Oxygen:** all readings ≤ 20% saturation (see Table FS 2200-2); optionally, ± 0.2 mg/L or ± 10% (whichever is greater) **Turbidity:** all readings ≤ 20 NTU; optionally ± 5 NTU or ± 10% (whichever is greater)

Form FD 9000-24

GROUNDWATER SAMPLING LOG

SITE NAME: VOLUSIA COUNTY SOLID WASTE	SITE LOCATION: TOMOKA LF SEMI ANNUAL	
WELL NO: 1	SAMPLE ID: B5/DUPLICATE	DATE: 11-10-16

PURGING DATA

WELL DIAMETER (inches): 2	TUBING DIAMETER (inches): 1/4	WELL SCREEN INTERVAL DEPTH: feet to feet	STATIC DEPTH TO WATER (feet): 4.25	PURGE PUMP TYPE OR BAILER: PP

WELL VOLUME PURGE: 1 WELL VOLUME = (TOTAL WELL DEPTH – STATIC DEPTH TO WATER) X WELL CAPACITY
(only fill out if applicable)
= (25.40 feet – 4.25 feet) X 0.16 gallons/foot = 3.384 gallons

EQUIPMENT VOLUME PURGE: 1 EQUIPMENT VOL. = PUMP VOLUME + (TUBING CAPACITY X TUBING LENGTH) + FLOW CELL VOLUME
(only fill out if applicable)
= gallons + (gallons/foot X feet) + gallons = gallons

INITIAL PUMP OR TUBING DEPTH IN WELL (feet): 7	FINAL PUMP OR TUBING DEPTH IN WELL (feet): 8	PURGING INITIATED AT: 0921	PURGING ENDED AT: 0946	TOTAL VOLUME PURGED (gallons): 5.00

TIME	VOLUME PURGED (gallons)	CUMUL. VOLUME PURGED (gallons)	PURGE RATE (gpm)	DEPTH TO WATER (feet)	pH (standard units)	TEMP. (°C)	COND. (circle units) µmhos/cm or (µS/cm)	DISSOLVED OXYGEN (circle units) (mg/L) or % saturation	TURBIDITY (NTUs)	COLOR (describe)	ODOR (describe)
0938	3.40	3.40	0.20	6.07	6.67	24.6	789	0.04	4.47	YELLOW	SULFUR
0942	0.80	4.20	0.20	6.10	6.62	24.6	789	0.07	1.94	↓	↓
0946	0.80	5.00	0.20	6.12	6.59	24.5	799	0.07	1.00	↓	↓

WELL CAPACITY (Gallons Per Foot): **0.75"** = 0.02; **1"** = 0.04; **1.25"** = 0.06; **2"** = 0.16; **3"** = 0.37; **4"** = 0.65; **5"** = 1.02; **6"** = 1.47; **12"** = 5.88
TUBING INSIDE DIA. CAPACITY (Gal./Ft.): **1/8"** = 0.0006; **3/16"** = 0.0014; **1/4"** = 0.0026; **5/16"** = 0.004; **3/8"** = 0.006; **1/2"** = 0.010; **5/8"** = 0.016

PURGING EQUIPMENT CODES: **B** = Bailer; **BP** = Bladder Pump; **ESP** = Electric Submersible Pump; **PP** = Peristaltic Pump; **O** = Other (Specify)

SAMPLING DATA

SAMPLED BY (PRINT) / AFFILIATION: MARK GILBERT / PACE	SAMPLER(S) SIGNATURE(S):	SAMPLING INITIATED AT: 0946	SAMPLING ENDED AT: 0955
PUMP OR TUBING DEPTH IN WELL (feet): 8	TUBING MATERIAL CODE: PE, S	FIELD-FILTERED: Y (N) Filtration Equipment Type:	FILTER SIZE: ____ µm
FIELD DECONTAMINATION: PUMP Y (N)	TUBING (Y) N (replaced)	DUPLICATE: (Y) N	

SAMPLE CONTAINER SPECIFICATION				SAMPLE PRESERVATION					
SAMPLE ID CODE	# CONTAINERS	MATERIAL CODE	VOLUME	PRESERVATIVE USED	TOTAL VOL ADDED IN FIELD (mL)	FINAL pH	INTENDED ANALYSIS AND/OR METHOD	SAMPLING EQUIPMENT CODE	SAMPLE PUMP FLOW RATE (mL per minute)
	1	PE	1000	ICE		6.59	TDS, NO3, Cl	APP	<400
	1	↓	250	HNO3		<2	METALS	↓	↓
	1	↓	250	H2SO4		<2	NH3		
	2	CG	40	ICE		6.5C	8011		
	3	CG	40	HCl		<2	8260		

REMARKS: ORP -81.5 ORP -81.3 ORP 79.9

MATERIAL CODES: **AG** = Amber Glass; **CG** = Clear Glass; **PE** = Polyethylene; **PP** = Polypropylene; **S** = Silicone; **T** = Teflon; **O** = Other (Specify)

SAMPLING EQUIPMENT CODES: **APP** = After Peristaltic Pump; **B** = Bailer; **BP** = Bladder Pump; **ESP** = Electric Submersible Pump; **RFPP** = Reverse Flow Peristaltic Pump; **SM** = Straw Method (Tubing Gravity Drain); **O** = Other (Specify)

NOTES: 1. The above do not constitute all of the information required by Chapter 62-160, F.A.C.

2. STABILIZATION CRITERIA FOR RANGE OF VARIATION OF LAST THREE CONSECUTIVE READINGS (SEE FS 2212, SECTION 3)

pH: ± 0.2 units **Temperature:** ± 0.2 °C **Specific Conductance:** ± 5% **Dissolved Oxygen:** all readings ≤ 20% saturation (see Table FS 2200-2); optionally, ± 0.2 mg/L or ± 10% (whichever is greater) **Turbidity:** all readings ≤ 20 NTU; optionally ± 5 NTU or ± 10% (whichever is greater).

Form FD 9000-24
GROUNDWATER SAMPLING LOG

SITE NAME: VOLUSIA COUNTY SOLID WASTE	SITE LOCATION: TOMOKA L.F. SEMI ANNUAL	
WELL NO: 2	SAMPLE ID: B 2	DATE: 10-11-16

PURGING DATA

WELL DIAMETER (inches): 2	TUBING DIAMETER (inches): 1/4	WELL SCREEN INTERVAL DEPTH: feet to feet	STATIC DEPTH TO WATER (feet): 6.45	PURGE PUMP TYPE OR BAILER: PP

WELL VOLUME PURGE: 1 WELL VOLUME = (TOTAL WELL DEPTH – STATIC DEPTH TO WATER) X WELL CAPACITY
(only fill out if applicable)
= (27.40 feet – 6.45 feet) X 0.16 gallons/foot = 3.352 gallons

EQUIPMENT VOLUME PURGE: 1 EQUIPMENT VOL. = PUMP VOLUME + (TUBING CAPACITY X TUBING LENGTH) + FLOW CELL VOLUME
(only fill out if applicable)
= gallons + (gallons/foot X feet) + gallons = gallons

INITIAL PUMP OR TUBING DEPTH IN WELL (feet): 9	FINAL PUMP OR TUBING DEPTH IN WELL (feet): 10	PURGING INITIATED AT: 1012	PURGING ENDED AT: 1037	TOTAL VOLUME PURGED (gallons): 5.00

TIME	VOLUME PURGED (gallons)	CUMUL. VOLUME PURGED (gallons)	PURGE RATE (gpm)	DEPTH TO WATER (feet)	pH (standard units)	TEMP. (°C)	COND. (circle units) µmhos/cm or (µS/cm)	DISSOLVED OXYGEN (circle units) (mg/L or % saturation	TURBIDITY (NTUs)	COLOR (describe)	ODOR (describe)
1029	3.40	3.40	0.20	8.13	5.71	25.8	1003	0.06	2.61	YELLOW	SULFUR
1033	0.80	4.20	0.20	8.13	5.71	25.8	1006	0.05	4.17	↓	↓
1037	0.80	5.00	0.20	8.13	5.72	25.8	1009	0.05	4.07	↓	↓

WELL CAPACITY (Gallons Per Foot): **0.75"** = 0.02; **1"** = 0.04; **1.25"** = 0.06; **2"** = 0.16; **3"** = 0.37; **4"** = 0.65; **5"** = 1.02; **6"** = 1.47; **12"** = 5.88
TUBING INSIDE DIA. CAPACITY (Gal./Ft.): **1/8"** = 0.0006; **3/16"** = 0.0014; **1/4"** = 0.0026; **5/16"** = 0.004; **3/8"** = 0.006; **1/2"** = 0.010; **5/8"** = 0.016

PURGING EQUIPMENT CODES: **B** = Bailer; **BP** = Bladder Pump; **ESP** = Electric Submersible Pump; **PP** = Peristaltic Pump; **O** = Other (Specify)

SAMPLING DATA

SAMPLED BY (PRINT) / AFFILIATION: MARK GILBERT / PACE	SAMPLER(S) SIGNATURE(S):	SAMPLING INITIATED AT: 1037	SAMPLING ENDED AT: 1041
PUMP OR TUBING DEPTH IN WELL (feet): 10	TUBING MATERIAL CODE: PE, S	FIELD-FILTERED: Y (N) Filtration Equipment Type:	FILTER SIZE: ____ µm
FIELD DECONTAMINATION: PUMP Y (N)	TUBING (Y) N (replaced)	DUPLICATE: Y (N)	

SAMPLE CONTAINER SPECIFICATION				SAMPLE PRESERVATION			INTENDED ANALYSIS AND/OR METHOD	SAMPLING EQUIPMENT CODE	SAMPLE PUMP FLOW RATE (mL per minute)
SAMPLE ID CODE	# CONTAINERS	MATERIAL CODE	VOLUME	PRESERVATIVE USED	TOTAL VOL ADDED IN FIELD (mL)	FINAL pH			
	1	PE	1000	ICE		5.72	TDS, NO3, CL	APP	≤ 400
	1	↓	250	HNO3		<2	METALS	↓	↓
	1	↓	250	H2SO4		<2	NH3		
	2	CG	40	ICE		5.72	9011		
	3	CG	40	HCL		<2	9260		

REMARKS:
ORP -9.3 ORP -13.3 ORP -17.3

MATERIAL CODES: **AG** = Amber Glass; **CG** = Clear Glass; **PE** = Polyethylene; **PP** = Polypropylene; **S** = Silicone; **T** = Teflon; **O** = Other (Specify)

SAMPLING EQUIPMENT CODES: **APP** = After Peristaltic Pump; **B** = Bailer; **BP** = Bladder Pump; **ESP** = Electric Submersible Pump; **RFPP** = Reverse Flow Peristaltic Pump; **SM** = Straw Method (Tubing Gravity Drain); **O** = Other (Specify)

NOTES: 1. The above do not constitute all of the information required by Chapter 62-160, F.A.C.
2. STABILIZATION CRITERIA FOR RANGE OF VARIATION OF LAST THREE CONSECUTIVE READINGS (SEE FS 2212, SECTION 3)
pH: ± 0.2 units **Temperature:** ± 0.2 °C **Specific Conductance:** ± 5% **Dissolved Oxygen:** all readings ≤ 20% saturation (see Table FS 2200-2); optionally, ± 0.2 mg/L or ± 10% (whichever is greater) **Turbidity:** all readings ≤ 20 NTU; optionally ± 5 NTU or ± 10% (whichever is greater)

Form FD 9000-24
GROUNDWATER SAMPLING LOG

SITE NAME: VOLUSIA COUNTY SOLID WASTE	SITE LOCATION: TOMOKA LF Semi Annual	
WELL NO: 3	SAMPLE ID: B 11	DATE: 11-10-16

PURGING DATA

WELL DIAMETER (inches): 2	TUBING DIAMETER (inches): 1/4	WELL SCREEN INTERVAL DEPTH: feet to feet	STATIC DEPTH TO WATER (feet): 5.27	PURGE PUMP TYPE OR BAILER: PP

WELL VOLUME PURGE: 1 WELL VOLUME = (TOTAL WELL DEPTH − STATIC DEPTH TO WATER) X WELL CAPACITY (only fill out if applicable)
= (16.88 feet − 5.27 feet) X 0.16 gallons/foot = 1.857 gallons

EQUIPMENT VOLUME PURGE: 1 EQUIPMENT VOL. = PUMP VOLUME + (TUBING CAPACITY X TUBING LENGTH) + FLOW CELL VOLUME (only fill out if applicable)
= gallons + (gallons/foot X feet) + gallons = gallons

INITIAL PUMP OR TUBING DEPTH IN WELL (feet): 7	FINAL PUMP OR TUBING DEPTH IN WELL (feet): 8	PURGING INITIATED AT: 1057	PURGING ENDED AT: 1113	TOTAL VOLUME PURGED (gallons): 3.20

TIME	VOLUME PURGED (gallons)	CUMUL. VOLUME PURGED (gallons)	PURGE RATE (gpm)	DEPTH TO WATER (feet)	pH (standard units)	TEMP. (°C)	COND. (circle units) µmhos/cm or (µS/cm)	DISSOLVED OXYGEN (circle units) mg/L or % saturation	TURBIDITY (NTUs)	COLOR (describe)	ODOR (describe)
1107	2.00	2.00	0.20	6.25	5.23	26.9	212	0.14	0.98	Yellow	SULFUR
1110	0.60	2.60	0.20	6.28	5.19	26.9	211	0.11	0.24	↓	↓
1113	0.60	3.20	0.20	6.28	5.26	26.9	214	0.09	0.05	↓	↓

WELL CAPACITY (Gallons Per Foot): **0.75"** = 0.02; **1"** = 0.04; **1.25"** = 0.06; **2"** = 0.16; **3"** = 0.37; **4"** = 0.65; **5"** = 1.02; **6"** = 1.47; **12"** = 5.88
TUBING INSIDE DIA. CAPACITY (Gal./Ft.): **1/8"** = 0.0006; **3/16"** = 0.0014; **1/4"** = 0.0026; **5/16"** = 0.004; **3/8"** = 0.006; **1/2"** = 0.010; **5/8"** = 0.016

PURGING EQUIPMENT CODES: **B** = Bailer; **BP** = Bladder Pump; **ESP** = Electric Submersible Pump; **PP** = Peristaltic Pump; **O** = Other (Specify)

SAMPLING DATA

SAMPLED BY (PRINT) / AFFILIATION: MARK GILBERT / PACE	SAMPLER(S) SIGNATURE(S):	SAMPLING INITIATED AT: 1113	SAMPLING ENDED AT: 1117
PUMP OR TUBING DEPTH IN WELL (feet): 8	TUBING MATERIAL CODE: PE, S	FIELD-FILTERED: Y (N) Filtration Equipment Type:	FILTER SIZE: ____ µm
FIELD DECONTAMINATION: PUMP Y (N)	TUBING (Y) N (replaced)	DUPLICATE: Y (N)	

SAMPLE CONTAINER SPECIFICATION				SAMPLE PRESERVATION			INTENDED ANALYSIS AND/OR METHOD	SAMPLING EQUIPMENT CODE	SAMPLE PUMP FLOW RATE (mL per minute)
SAMPLE ID CODE	# CONTAINERS	MATERIAL CODE	VOLUME	PRESERVATIVE USED	TOTAL VOL ADDED IN FIELD (mL)	FINAL pH			
	1	PE	1000	ICE		5.26	TDS, NO3, CL	APP	< 400
	1	↓	250	HNO3		<2	METALS	↓	↓
	1	↓	250	H2SO4		<2	NH3		
	2	CG	40	ICE		5.26	8011		
	3	CG	40	HCL		<2	8260		

REMARKS: ORP 48.2 ORP 43.8 ORP 34.5

MATERIAL CODES: **AG** = Amber Glass; **CG** = Clear Glass; **PE** = Polyethylene; **PP** = Polypropylene; **S** = Silicone; **T** = Teflon; **O** = Other (Specify)

SAMPLING EQUIPMENT CODES: **APP** = After Peristaltic Pump; **B** = Bailer; **BP** = Bladder Pump; **ESP** = Electric Submersible Pump; **RFPP** = Reverse Flow Peristaltic Pump; **SM** = Straw Method (Tubing Gravity Drain); **O** = Other (Specify)

NOTES: **1. The above do not constitute all of the information required by Chapter 62-160, F.A.C.**
2. STABILIZATION CRITERIA FOR RANGE OF VARIATION OF LAST THREE CONSECUTIVE READINGS (SEE FS 2212, SECTION 3)

pH: ± 0.2 units **Temperature:** ± 0.2 °C **Specific Conductance:** ± 5% **Dissolved Oxygen:** all readings ≤ 20% saturation (see Table FS 2200-2); optionally, ± 0.2 mg/L or ± 10% (whichever is greater) **Turbidity:** all readings ≤ 20 NTU; optionally ± 5 NTU or ± 10% (whichever is greater)

Form FD 9000-24

GROUNDWATER SAMPLING LOG

SITE NAME: VOLUSIA COUNTY SOLID WASTE	SITE LOCATION: TOMOKA LF SEMI ANNUAL	
WELL NO: 4	SAMPLE ID: B 33 2	DATE: 11-10-16

PURGING DATA

WELL DIAMETER (inches): 2	TUBING DIAMETER (inches): 1/4	WELL SCREEN INTERVAL DEPTH: feet to feet	STATIC DEPTH TO WATER (feet): 5.55	PURGE PUMP TYPE OR BAILER: PP

WELL VOLUME PURGE: 1 WELL VOLUME = (TOTAL WELL DEPTH – STATIC DEPTH TO WATER) X WELL CAPACITY
(only fill out if applicable)
= (17.85 feet – 5.55 feet) X 0.16 gallons/foot = 1.968 gallons

EQUIPMENT VOLUME PURGE: 1 EQUIPMENT VOL. = PUMP VOLUME + (TUBING CAPACITY X TUBING LENGTH) + FLOW CELL VOLUME
(only fill out if applicable)
= gallons + (gallons/foot X feet) + gallons = gallons

INITIAL PUMP OR TUBING DEPTH IN WELL (feet): 8	FINAL PUMP OR TUBING DEPTH IN WELL (feet): 12	PURGING INITIATED AT: 1141	PURGING ENDED AT: 1155	TOTAL VOLUME PURGED (gallons): 2.80

TIME	VOLUME PURGED (gallons)	CUMUL. VOLUME PURGED (gallons)	PURGE RATE (gpm)	DEPTH TO WATER (feet)	pH (standard units)	TEMP. (°C)	COND. (circle units) µmhos/cm or µS/cm	DISSOLVED OXYGEN (circle units) mg/L or % saturation	TURBIDITY (NTUs)	COLOR (describe)	ODOR (describe)
1151	2.00	2.00	0.20	9.95	6.80	25.1	1110	1.15	16.25	YELLOW	SULFUR
1153	0.40	2.40	0.20	10.10	6.83	25.2	1133	1.00	17.50		
1155	0.40	2.80	0.20	10.20	6.84	25.2	1135	1.10	16.90		

WELL CAPACITY (Gallons Per Foot): **0.75"** = 0.02; **1"** = 0.04; **1.25"** = 0.06; **2"** = 0.16; **3"** = 0.37; **4"** = 0.65; **5"** = 1.02; **6"** = 1.47; **12"** = 5.88
TUBING INSIDE DIA. CAPACITY (Gal./Ft.): **1/8"** = 0.0006; **3/16"** = 0.0014; **1/4"** = 0.0026; **5/16"** = 0.004; **3/8"** = 0.006; **1/2"** = 0.010; **5/8"** = 0.016

PURGING EQUIPMENT CODES: **B** = Bailer; **BP** = Bladder Pump; **ESP** = Electric Submersible Pump; **PP** = Peristaltic Pump; **O** = Other (Specify)

SAMPLING DATA

SAMPLED BY (PRINT) / AFFILIATION: MARK GILBERT / PACE	SAMPLER(S) SIGNATURE(S):	SAMPLING INITIATED AT: 1155	SAMPLING ENDED AT: 1200
PUMP OR TUBING DEPTH IN WELL (feet): 12	TUBING MATERIAL CODE: PE, S	FIELD-FILTERED: Y (N) Filtration Equipment Type:	FILTER SIZE: ____ µm
FIELD DECONTAMINATION: PUMP Y (N)	TUBING (Y) N (replaced)	DUPLICATE: Y (N)	

SAMPLE CONTAINER SPECIFICATION				SAMPLE PRESERVATION					
SAMPLE ID CODE	# CONTAINERS	MATERIAL CODE	VOLUME	PRESERVATIVE USED	TOTAL VOL ADDED IN FIELD (mL)	FINAL pH	INTENDED ANALYSIS AND/OR METHOD	SAMPLING EQUIPMENT CODE	SAMPLE PUMP FLOW RATE (mL per minute)
	1	PE	1000	ICE		6.84	TDS, NO3, CL	APP	<400
	1	↓	250	HNO3		≤2	METALS	↓	↓
	1	↓	250	H2SO4		<2	NH3		
	2	CG	40	ICE		6.84	8011		
	3	CG	40	HCL		<2	8260		

REMARKS:
ORP 42.2 ORP 35.5 ORP 38.8

MATERIAL CODES: **AG** = Amber Glass; **CG** = Clear Glass; **PE** = Polyethylene; **PP** = Polypropylene; **S** = Silicone; **T** = Teflon; **O** = Other (Specify)

SAMPLING EQUIPMENT CODES: **APP** = After Peristaltic Pump; **B** = Bailer; **BP** = Bladder Pump; **ESP** = Electric Submersible Pump; **RFPP** = Reverse Flow Peristaltic Pump; **SM** = Straw Method (Tubing Gravity Drain); **O** = Other (Specify)

NOTES: 1. The above do not constitute all of the information required by Chapter 62-160, F.A.C.

2. STABILIZATION CRITERIA FOR RANGE OF VARIATION OF LAST THREE CONSECUTIVE READINGS (SEE FS 2212, SECTION 3)

pH: ± 0.2 units **Temperature:** ± 0.2 °C **Specific Conductance:** ± 5% **Dissolved Oxygen:** all readings ≤ 20% saturation (see Table FS 2200-2); optionally, ± 0.2 mg/L or ± 10% (whichever is greater) **Turbidity:** all readings ≤ 20 NTU; optionally ± 5 NTU or ± 10% (whichever is greater)

Form FD 9000-24

GROUNDWATER SAMPLING LOG

SITE NAME: VOLUSIA COUNTY SOLID WASTE	SITE LOCATION: TOMOKA LF SEMI ANNUAL	
WELL NO: 5	SAMPLE ID: B 331	DATE: 11-10-16

PURGING DATA

WELL DIAMETER (inches): 2	TUBING DIAMETER (inches): 1/4	WELL SCREEN INTERVAL DEPTH: feet to feet	STATIC DEPTH TO WATER (feet): 7.75	PURGE PUMP TYPE OR BAILER: PP

WELL VOLUME PURGE: 1 WELL VOLUME = (TOTAL WELL DEPTH − STATIC DEPTH TO WATER) X WELL CAPACITY (only fill out if applicable)
= (39.68 feet − 7.75 feet) X 0.16 gallons/foot = 5.108 gallons

EQUIPMENT VOLUME PURGE: 1 EQUIPMENT VOL. = PUMP VOLUME + (TUBING CAPACITY X TUBING LENGTH) + FLOW CELL VOLUME (only fill out if applicable)
= gallons + (gallons/foot X feet) + gallons = gallons

INITIAL PUMP OR TUBING DEPTH IN WELL (feet): 10	FINAL PUMP OR TUBING DEPTH IN WELL (feet): 10	PURGING INITIATED AT: 1223	PURGING ENDED AT: 1301	TOTAL VOLUME PURGED (gallons): 7.60

24 TIME	VOLUME PURGED (gallons)	CUMUL. VOLUME PURGED (gallons)	PURGE RATE (gpm)	DEPTH TO WATER (feet)	pH (standard units)	TEMP. (°C)	COND. (circle units) µmhos/cm or (µS/cm)	DISSOLVED OXYGEN (circle units) mg/L or % saturation	TURBIDITY (NTUs)	COLOR (describe)	ODOR (describe)
1249	5.20	5.20	0.20	8.91	6.24	24.2	793	0.06	1.14	YELLOW	SULFUR
1255	1.20	6.40	0.20	8.92	6.25	24.1	794	0.05	1.00	↓	↓
1301	1.20	7.60	0.20	8.93	6.24	24.1	787	0.09	1.15	↓	↓

WELL CAPACITY (Gallons Per Foot): **0.75"** = 0.02; **1"** = 0.04; **1.25"** = 0.06; **2"** = 0.16; **3"** = 0.37; **4"** = 0.65; **5"** = 1.02; **6"** = 1.47; **12"** = 5.88
TUBING INSIDE DIA. CAPACITY (Gal./Ft.): **1/8"** = 0.0006; **3/16"** = 0.0014; **1/4"** = 0.0026; **5/16"** = 0.004; **3/8"** = 0.006; **1/2"** = 0.010; **5/8"** = 0.016

PURGING EQUIPMENT CODES: **B** = Bailer; **BP** = Bladder Pump; **ESP** = Electric Submersible Pump; **PP** = Peristaltic Pump; **O** = Other (Specify)

SAMPLING DATA

SAMPLED BY (PRINT) / AFFILIATION: MARK GILBERT / PACE	SAMPLER(S) SIGNATURE(S):	SAMPLING INITIATED AT: 1301	SAMPLING ENDED AT: 1306
PUMP OR TUBING DEPTH IN WELL (feet): 10	TUBING MATERIAL CODE: PE, S	FIELD-FILTERED: Y (N) Filtration Equipment Type:	FILTER SIZE: ____ µm
FIELD DECONTAMINATION: PUMP Y (N)	TUBING (Y) N (replaced)	DUPLICATE: Y (N)	

SAMPLE CONTAINER SPECIFICATION				SAMPLE PRESERVATION					
SAMPLE ID CODE	# CONTAINERS	MATERIAL CODE	VOLUME	PRESERVATIVE USED	TOTAL VOL ADDED IN FIELD (mL)	FINAL pH	INTENDED ANALYSIS AND/OR METHOD	SAMPLING EQUIPMENT CODE	SAMPLE PUMP FLOW RATE (mL per minute)
	1	PE	1000	ICE		6.24	TDS, NO3, Cl	APP	< 400
	1	↓	250	HNO3		<2	METALS	↓	↓
	1	↓	250	H2SO4		<2	NH3		
	2	CG	40	ICE		6.24	8011		
	3	CG	40	HCl		<2	8260		

REMARKS:
ORP -64.5 ORP -66.8 ORP -69.3

MATERIAL CODES: **AG** = Amber Glass; **CG** = Clear Glass; **PE** = Polyethylene; **PP** = Polypropylene; **S** = Silicone; **T** = Teflon; **O** = Other (Specify)

SAMPLING EQUIPMENT CODES: **APP** = After Peristaltic Pump; **B** = Bailer; **BP** = Bladder Pump; **ESP** = Electric Submersible Pump; **RFPP** = Reverse Flow Peristaltic Pump; **SM** = Straw Method (Tubing Gravity Drain); **O** = Other (Specify)

NOTES: 1. **The above do not constitute all of the information required by Chapter 62-160, F.A.C.**
2. STABILIZATION CRITERIA FOR RANGE OF VARIATION OF LAST THREE CONSECUTIVE READINGS (SEE FS 2212, SECTION 3)

pH: ± 0.2 units **Temperature:** ± 0.2 °C **Specific Conductance:** ± 5% **Dissolved Oxygen:** all readings ≤ 20% saturation (see Table FS 2200-2); optionally, ± 0.2 mg/L or ± 10% (whichever is greater) **Turbidity:** all readings ≤ 20 NTU; optionally ± 5 NTU or ± 10% (whichever is greater)

Form FD 9000-24

GROUNDWATER SAMPLING LOG

SITE NAME: VOLUSIA COUNTY SOLID WASTE	SITE LOCATION: TOMOKA LF SEMI ANNUAL	
WELL NO: 6	SAMPLE ID: B 68 MW B68	DATE: 11-10-16

PURGING DATA

WELL DIAMETER (inches): 2	TUBING DIAMETER (inches): 1/4	WELL SCREEN INTERVAL DEPTH: feet to feet	STATIC DEPTH TO WATER (feet): 6.70	PURGE PUMP TYPE OR BAILER: PP

WELL VOLUME PURGE: 1 WELL VOLUME = (TOTAL WELL DEPTH – STATIC DEPTH TO WATER) X WELL CAPACITY (only fill out if applicable)

= (35.10 feet – 6.70 feet) X 0.16 gallons/foot = 4.544 gallons

EQUIPMENT VOLUME PURGE: 1 EQUIPMENT VOL. = PUMP VOLUME + (TUBING CAPACITY X TUBING LENGTH) + FLOW CELL VOLUME (only fill out if applicable)

= gallons + (gallons/foot X feet) + gallons = gallons

INITIAL PUMP OR TUBING DEPTH IN WELL (feet): 10	FINAL PUMP OR TUBING DEPTH IN WELL (feet): 10	PURGING INITIATED AT: 1401	PURGING ENDED AT: 1430	TOTAL VOLUME PURGED (gallons): 7.25

TIME	VOLUME PURGED (gallons)	CUMUL. VOLUME PURGED (gallons)	PURGE RATE (gpm)	DEPTH TO WATER (feet)	pH (standard units)	TEMP. (°C)	COND. (circle units) µmhos/cm or µS/cm	DISSOLVED OXYGEN (circle units) mg/L or % saturation	TURBIDITY (NTUs)	COLOR (describe)	ODOR (describe)
~~1410~~ 1420	4.75	4.75	0.25	8.90	5.89	25.1	1155	0.06	0.10	YELLOW	SULFUR
1425	1.25	6.00	0.25	8.91	5.88	25.1	1121	0.07	0.09	↓	↓
1430	1.25	7.25	0.25	8.92	5.89	25.0	1110	0.08	0.34	↓	↓

WELL CAPACITY (Gallons Per Foot): **0.75"** = 0.02; **1"** = 0.04; **1.25"** = 0.06; **2"** = 0.16; **3"** = 0.37; **4"** = 0.65; **5"** = 1.02; **6"** = 1.47; **12"** = 5.88
TUBING INSIDE DIA. CAPACITY (Gal./Ft.): **1/8"** = 0.0006; **3/16"** = 0.0014; **1/4"** = 0.0026; **5/16"** = 0.004; **3/8"** = 0.006; **1/2"** = 0.010; **5/8"** = 0.016

PURGING EQUIPMENT CODES: **B** = Bailer; **BP** = Bladder Pump; **ESP** = Electric Submersible Pump; **PP** = Peristaltic Pump; **O** = Other (Specify)

SAMPLING DATA

SAMPLED BY (PRINT) / AFFILIATION: MARK GILBERT / PACE	SAMPLER(S) SIGNATURE(S):	SAMPLING INITIATED AT: 1430	SAMPLING ENDED AT: 1435
PUMP OR TUBING DEPTH IN WELL (feet): 10	TUBING MATERIAL CODE: PE, S	FIELD-FILTERED: Y (N) Filtration Equipment Type:	FILTER SIZE: ____ µm
FIELD DECONTAMINATION: PUMP Y (N)	TUBING (Y) N (replaced)	DUPLICATE: Y (N)	

SAMPLE CONTAINER SPECIFICATION				SAMPLE PRESERVATION					
SAMPLE ID CODE	# CONTAINERS	MATERIAL CODE	VOLUME	PRESERVATIVE USED	TOTAL VOL ADDED IN FIELD (mL)	FINAL pH	INTENDED ANALYSIS AND/OR METHOD	SAMPLING EQUIPMENT CODE	SAMPLE PUMP FLOW RATE (mL per minute)
	1	PE	1000	ICE		5.89	TDS, NO3, Cl	APP	< 400
	1	↓	250	HNO3		<2	METALS	↓	↓
	1	↓	250	H2SO4		<2	NH3		
	2	CG	40	ICE		5.89	8011		
	3	CG	40	HCl		<2	8260	↓	↓

REMARKS:
ORP -17.7 ORP -20.5 ORP -21.9

MATERIAL CODES: **AG** = Amber Glass; **CG** = Clear Glass; **PE** = Polyethylene; **PP** = Polypropylene; **S** = Silicone; **T** = Teflon; **O** = Other (Specify)

SAMPLING EQUIPMENT CODES: **APP** = After Peristaltic Pump; **B** = Bailer; **BP** = Bladder Pump; **ESP** = Electric Submersible Pump; **RFPP** = Reverse Flow Peristaltic Pump; **SM** = Straw Method (Tubing Gravity Drain); **O** = Other (Specify)

NOTES: 1. The above do not constitute all of the information required by Chapter 62-160, F.A.C.

2. STABILIZATION CRITERIA FOR RANGE OF VARIATION OF LAST THREE CONSECUTIVE READINGS (SEE FS 2212, SECTION 3)

pH: ± 0.2 units **Temperature:** ± 0.2 °C **Specific Conductance:** ± 5% **Dissolved Oxygen:** all readings ≤ 20% saturation (see Table FS 2200-2); optionally, ± 0.2 mg/L or ± 10% (whichever is greater) **Turbidity:** all readings ≤ 20 NTU; optionally ± 5 NTU or ± 10% (whichever is greater)

Form FD 9000-24

GROUNDWATER SAMPLING LOG

SITE NAME: Volusia County Solid Waste		SITE LOCATION: Tomoka LF Stn: Annual MW3	
WELL NO: 1	SAMPLE ID: B70-2		DATE: 11-10-16

PURGING DATA

WELL DIAMETER (inches): 2	TUBING DIAMETER (inches): 1/4	WELL SCREEN INTERVAL DEPTH: feet to feet	STATIC DEPTH TO WATER (feet): 8.13	PURGE PUMP TYPE OR BAILER: AP

WELL VOLUME PURGE: 1 WELL VOLUME = (TOTAL WELL DEPTH – STATIC DEPTH TO WATER) X WELL CAPACITY
(only fill out if applicable)
= (22.01 feet – 8.13 feet) X 0.16 gallons/foot = 2.2208 gallons

EQUIPMENT VOLUME PURGE: 1 EQUIPMENT VOL. = PUMP VOLUME + (TUBING CAPACITY X TUBING LENGTH) + FLOW CELL VOLUME
(only fill out if applicable)
= gallons + (gallons/foot X feet) + gallons = gallons

INITIAL PUMP OR TUBING DEPTH IN WELL (feet):	FINAL PUMP OR TUBING DEPTH IN WELL (feet):	PURGING INITIATED AT:	PURGING ENDED AT:	TOTAL VOLUME PURGED (gallons):
9	9	09:19	0937	3.60

TIME	VOLUME PURGED (gallons)	CUMUL. VOLUME PURGED (gallons)	PURGE RATE (gpm)	DEPTH TO WATER (feet)	pH (standard units)	TEMP. (°C)	COND. (circle units) µmhos/cm or µS/cm	DISSOLVED OXYGEN (circle units) mg/L or % saturation	TURBIDITY (NTUs)	COLOR (describe)	ODOR (describe)
0931	2.40	2.40	0.20	9.32	6.26	2509	474	0.48	7.03	Yellow	NONE
0934	0.60	3.00	0.20	9.34	6.19	2509	461	0.37	6.27	1	1
0937	0.60	3.60	0.20	9.36	6.11	2509	452	0.39	562	1	1

WELL CAPACITY (Gallons Per Foot): **0.75"** = 0.02; **1"** = 0.04; **1.25"** = 0.06; **2"** = 0.16; **3"** = 0.37; **4"** = 0.65; **5"** = 1.02; **6"** = 1.47; **12"** = 5.88
TUBING INSIDE DIA. CAPACITY (Gal./Ft.): **1/8"** = 0.0006; **3/16"** = 0.0014; **1/4"** = 0.0026; **5/16"** = 0.004; **3/8"** = 0.006; **1/2"** = 0.010; **5/8"** = 0.016

PURGING EQUIPMENT CODES: **B** = Bailer; **BP** = Bladder Pump; **ESP** = Electric Submersible Pump; **PP** = Peristaltic Pump; **O** = Other (Specify)

SAMPLING DATA

SAMPLED BY (PRINT) / AFFILIATION:	SAMPLER(S) SIGNATURE(S):	SAMPLING INITIATED AT:	SAMPLING ENDED AT:
DAVID ICE / PACE		0937	0941

PUMP OR TUBING DEPTH IN WELL (feet):	TUBING MATERIAL CODE:	FIELD-FILTERED: Y (N) Filtration Equipment Type:	FILTER SIZE: ____ µm
9	PE, S		

FIELD DECONTAMINATION: PUMP Y (N) TUBING Y (N) (replaced) DUPLICATE: Y (N)

SAMPLE CONTAINER SPECIFICATION				SAMPLE PRESERVATION					
SAMPLE ID CODE	# CONTAINERS	MATERIAL CODE	VOLUME	PRESERVATIVE USED	TOTAL VOL ADDED IN FIELD (mL)	FINAL pH	INTENDED ANALYSIS AND/OR METHOD	SAMPLING EQUIPMENT CODE	SAMPLE PUMP FLOW RATE (mL per minute)
	1	PE	1000	ICE		6.11	TDS, NO3, Cl	APP	< 400
	1	1	250	H_2NO_3			6010, 6020		
	1	1	1	H_2SO_4			Ammonia		
	2	CG	40	ICE			EDB 8011		
	3	1	1	HCl			8260 Full List		

REMARKS: ORP 95.9 ORP 74.1 ORP 67.3

MATERIAL CODES: **AG** = Amber Glass; **CG** = Clear Glass; **PE** = Polyethylene; **PP** = Polypropylene; **S** = Silicone; **T** = Teflon; **O** = Other (Specify)

SAMPLING EQUIPMENT CODES: **APP** = After Peristaltic Pump; **B** = Bailer; **BP** = Bladder Pump; **ESP** = Electric Submersible Pump; **RFPP** = Reverse Flow Peristaltic Pump; **SM** = Straw Method (Tubing Gravity Drain); **O** = Other (Specify)

NOTES: 1. **The above do not constitute all of the information required by Chapter 62-160, F.A.C.**

2. STABILIZATION CRITERIA FOR RANGE OF VARIATION OF LAST THREE CONSECUTIVE READINGS (SEE FS 2212, SECTION 3)

pH: ± 0.2 units **Temperature:** ± 0.2 °C **Specific Conductance:** ± 5% **Dissolved Oxygen:** all readings ≤ 20% saturation (see Table FS 2200-2); optionally, ± 0.2 mg/L or ± 10% (whichever is greater) **Turbidity:** all readings ≤ 20 NTU; optionally ± 5 NTU or ± 10% (whichever is greater)

Form FD 9000-24

GROUNDWATER SAMPLING LOG

SITE NAME: Volusia County Solid Waste	SITE LOCATION: Tomoka LF Semi Annual MWs	
WELL NO: 2	SAMPLE ID: B 71	DATE: 11-10-16

PURGING DATA

WELL DIAMETER (inches): 2	TUBING DIAMETER (inches): 1/4	WELL SCREEN INTERVAL DEPTH: feet to feet	STATIC DEPTH TO WATER (feet): 7.14	PURGE PUMP TYPE OR BAILER: PP

WELL VOLUME PURGE: 1 WELL VOLUME = (TOTAL WELL DEPTH – STATIC DEPTH TO WATER) X WELL CAPACITY
(only fill out if applicable)
= (21.40 feet – 7.14 feet) X 0.16 gallons/foot = 2.2816 gallons

EQUIPMENT VOLUME PURGE: 1 EQUIPMENT VOL. = PUMP VOLUME + (TUBING CAPACITY X TUBING LENGTH) + FLOW CELL VOLUME
(only fill out if applicable)
= gallons + (gallons/foot X feet) + gallons = gallons

INITIAL PUMP OR TUBING DEPTH IN WELL (feet): 8	FINAL PUMP OR TUBING DEPTH IN WELL (feet): 9	PURGING INITIATED AT: 9.54	PURGING ENDED AT: 1012	TOTAL VOLUME PURGED (gallons): 3.60

TIME	VOLUME PURGED (gallons)	CUMUL. VOLUME PURGED (gallons)	PURGE RATE (gpm)	DEPTH TO WATER (feet)	pH (standard units)	TEMP. (°C)	COND. (circle units) µmhos/cm or µS/cm	DISSOLVED OXYGEN (circle units) mg/L or % saturation	TURBIDITY (NTUs)	COLOR (describe)	ODOR (describe)
1006	2.40	2.40	0.20	8.59	6.02	25.22	324	0.52	3.29	Yellow	Sulfer
1009	0.60	3.00	0.20	8.59	6.00	25.26	324	0.45	1.36	"	"
1012	0.60	3.60	0.20	8.59	5.99	25.27	324	0.38	1.23	"	"

WELL CAPACITY (Gallons Per Foot): **0.75"** = 0.02; **1"** = 0.04; **1.25"** = 0.06; **2"** = 0.16; **3"** = 0.37; **4"** = 0.65; **5"** = 1.02; **6"** = 1.47; **12"** = 5.88
TUBING INSIDE DIA. CAPACITY (Gal./Ft.): **1/8"** = 0.0006; **3/16"** = 0.0014; **1/4"** = 0.0026; **5/16"** = 0.004; **3/8"** = 0.006; **1/2"** = 0.010; **5/8"** = 0.016

PURGING EQUIPMENT CODES: **B** = Bailer; **BP** = Bladder Pump; **ESP** = Electric Submersible Pump; **PP** = Peristaltic Pump; **O** = Other (Specify)

SAMPLING DATA

SAMPLED BY (PRINT) / AFFILIATION: DAVID ICE / PACE	SAMPLER(S) SIGNATURE(S):	SAMPLING INITIATED AT: 1102	SAMPLING ENDED AT: 1016
PUMP OR TUBING DEPTH IN WELL (feet): 9	TUBING MATERIAL CODE: PE, S	FIELD-FILTERED: Y (N) Filtration Equipment Type:	FILTER SIZE: ____ µm
FIELD DECONTAMINATION: PUMP Y (N)	TUBING (Y) N (replaced)	DUPLICATE: Y (N)	

SAMPLE CONTAINER SPECIFICATION				SAMPLE PRESERVATION					
SAMPLE ID CODE	# CONTAINERS	MATERIAL CODE	VOLUME	PRESERVATIVE USED	TOTAL VOL ADDED IN FIELD (mL)	FINAL pH	INTENDED ANALYSIS AND/OR METHOD	SAMPLING EQUIPMENT CODE	SAMPLE PUMP FLOW RATE (mL per minute)
	1	PE	1000	ICE		5.99	TDS, NO3, Cl	APP	400
	1	"	250	HNO3		"	6010 6020	"	"
	1	"	250	H_2SO_4		"	Ammonia	"	"
	2	CG	40	ICE		"	EPA 8011	"	"
	3	"	40	HCl		"	8260 Full List	"	"

REMARKS: ORP 94.7 ORP 90.9 ORP 89.8

MATERIAL CODES: **AG** = Amber Glass; **CG** = Clear Glass; **PE** = Polyethylene; **PP** = Polypropylene; **S** = Silicone; **T** = Teflon; **O** = Other (Specify)

SAMPLING EQUIPMENT CODES: **APP** = After Peristaltic Pump; **B** = Bailer; **BP** = Bladder Pump; **ESP** = Electric Submersible Pump; **RFPP** = Reverse Flow Peristaltic Pump; **SM** = Straw Method (Tubing Gravity Drain); **O** = Other (Specify)

NOTES:
1. **The above do not constitute all of the information required by Chapter 62-160, F.A.C.**
2. STABILIZATION CRITERIA FOR RANGE OF VARIATION OF LAST THREE CONSECUTIVE READINGS (SEE FS 2212, SECTION 3)

pH: ± 0.2 units **Temperature:** ± 0.2 °C **Specific Conductance:** ± 5% **Dissolved Oxygen:** all readings ≤ 20% saturation (see Table FS 2200-2); optionally, ± 0.2 mg/L or ± 10% (whichever is greater) **Turbidity:** all readings ≤ 20 NTU; optionally ± 5 NTU or ± 10% (whichever is greater)

Form FD 9000-24

GROUNDWATER SAMPLING LOG

SITE NAME:	Volusia County Solid Waste	SITE LOCATION:	Tomoka LF Semi Annual MWS
WELL NO:	3	SAMPLE ID:	B70-1
DATE:	11-10-16		

PURGING DATA

WELL DIAMETER (inches):	2	TUBING DIAMETER (inches):	1/4	WELL SCREEN INTERVAL DEPTH: feet to feet	STATIC DEPTH TO WATER (feet): 8.05	PURGE PUMP TYPE OR BAILER: PP

WELL VOLUME PURGE: 1 WELL VOLUME = (TOTAL WELL DEPTH – STATIC DEPTH TO WATER) X WELL CAPACITY
(only fill out if applicable)
= (38.80 feet – 8.05 feet) X 0.16 gallons/foot = 4.92 gallons

EQUIPMENT VOLUME PURGE: 1 EQUIPMENT VOL. = PUMP VOLUME + (TUBING CAPACITY X TUBING LENGTH) + FLOW CELL VOLUME
(only fill out if applicable)
= gallons + (gallons/foot X feet) + 1105 DI gallons = gallons

INITIAL PUMP OR TUBING DEPTH IN WELL (feet):	9	FINAL PUMP OR TUBING DEPTH IN WELL (feet):	9	PURGING INITIATED AT:	1126	PURGING ENDED AT:	~~1205~~	TOTAL VOLUME PURGED (gallons):	7.80

TIME	VOLUME PURGED (gallons)	CUMUL. VOLUME PURGED (gallons)	PURGE RATE (gpm)	DEPTH TO WATER (feet)	pH (standard units)	TEMP. (°C)	COND. (circle units) µmhos/cm or µS/cm	DISSOLVED OXYGEN (circle units) mg/L or % saturation	TURBIDITY (NTUs)	COLOR (describe)	ODOR (describe)
1151	5.0	5.06	0.20	8.37	5.43	2445	307	0.16	0.84	CLEAR	SULFUR
1158	1.4	6.40	0.20	8.37	5.38	2443	317	0.11	0.33	"	"
~~1205~~	1.4	7.80	0.20	8.37	5.38	2452	321	0.09	0.41	"	"
1105 DI											

WELL CAPACITY (Gallons Per Foot): 0.75" = 0.02; 1" = 0.04; 1.25" = 0.06; 2" = 0.16; 3" = 0.37; 4" = 0.65; 5" = 1.02; 6" = 1.47; 12" = 5.88
TUBING INSIDE DIA. CAPACITY (Gal./Ft.): 1/8" = 0.0006; 3/16" = 0.0014; 1/4" = 0.0026; 5/16" = 0.004; 3/8" = 0.006; 1/2" = 0.010; 5/8" = 0.016
PURGING EQUIPMENT CODES: B = Bailer; BP = Bladder Pump; ESP = Electric Submersible Pump; PP = Peristaltic Pump; O = Other (Specify)

SAMPLING DATA

SAMPLED BY (PRINT) / AFFILIATION:	DAVID ICE / PACE	SAMPLER(S) SIGNATURE(S):		SAMPLING INITIATED AT: ~~1205~~ 1105 DI 1103 DI	SAMPLING ENDED AT: ~~1209~~
PUMP OR TUBING DEPTH IN WELL (feet):	9	TUBING MATERIAL CODE:	PES	FIELD-FILTERED: Y (N) Filtration Equipment Type:	FILTER SIZE: ____ µm
FIELD DECONTAMINATION:	PUMP Y (N)	TUBING (Y) N (replaced)		DUPLICATE: Y (N)	

SAMPLE CONTAINER SPECIFICATION				SAMPLE PRESERVATION					
SAMPLE ID CODE	# CONTAINERS	MATERIAL CODE	VOLUME	PRESERVATIVE USED	TOTAL VOL ADDED IN FIELD (mL)	FINAL pH	INTENDED ANALYSIS AND/OR METHOD	SAMPLING EQUIPMENT CODE	SAMPLE PUMP FLOW RATE (mL per minute)
	1	PE	1000	ICE		5.38	TDS, NO3, Cl	APP	400
	1	"	250	H_2O_3			6010, 6020	"	"
	1	"	1	H_2SO_4			Ammonia	"	"
	2	CG	40	ICE			RSK SOP	"	"
	3	"	1	HCL			8260 Full List	"	"

REMARKS: ORP 39.0 ORP 33.9 ORP 26.1

MATERIAL CODES: AG = Amber Glass; CG = Clear Glass; PE = Polyethylene; PP = Polypropylene; S = Silicone; T = Teflon; O = Other (Specify)
SAMPLING EQUIPMENT CODES: APP = After Peristaltic Pump; B = Bailer; BP = Bladder Pump; ESP = Electric Submersible Pump; RFPP = Reverse Flow Peristaltic Pump; SM = Straw Method (Tubing Gravity Drain); O = Other (Specify)

NOTES:
1. **The above do not constitute all of the information required by Chapter 62-160, F.A.C.**
2. STABILIZATION CRITERIA FOR RANGE OF VARIATION OF LAST THREE CONSECUTIVE READINGS (SEE FS 2212, SECTION 3)

pH: ± 0.2 units **Temperature:** ± 0.2 °C **Specific Conductance:** ± 5% **Dissolved Oxygen:** all readings ≤ 20% saturation (see Table FS 2200-2); optionally, ± 0.2 mg/L or ± 10% (whichever is greater) **Turbidity:** all readings ≤ 20 NTU; optionally ± 5 NTU or ± 10% (whichever is greater)

Form FD 9000-24

GROUNDWATER SAMPLING LOG

SITE NAME:	Volusia County Solid WASTE	SITE LOCATION:	Tomoka LF Site Bound MW 5
WELL NO:	4	SAMPLE ID:	B72
DATE:	11-10-16		

PURGING DATA

WELL DIAMETER (inches):	2	TUBING DIAMETER (inches):	1/4	WELL SCREEN INTERVAL DEPTH: feet to feet	STATIC DEPTH TO WATER (feet): 6.00	PURGE PUMP TYPE OR BAILER: PP

WELL VOLUME PURGE: 1 WELL VOLUME = (TOTAL WELL DEPTH – STATIC DEPTH TO WATER) X WELL CAPACITY
(only fill out if applicable)
= (21.80 feet – 6.00 feet) X 0.16 gallons/foot = 2.528 gallons

EQUIPMENT VOLUME PURGE: 1 EQUIPMENT VOL. = PUMP VOLUME + (TUBING CAPACITY X TUBING LENGTH) + FLOW CELL VOLUME
(only fill out if applicable)
= gallons + (gallons/foot X feet) + gallons = gallons

INITIAL PUMP OR TUBING DEPTH IN WELL (feet):	7	FINAL PUMP OR TUBING DEPTH IN WELL (feet):	9	PURGING INITIATED AT:	1122	PURGING ENDED AT:	1143	TOTAL VOLUME PURGED (gallons):	4.20

TIME	VOLUME PURGED (gallons)	CUMUL. VOLUME PURGED (gallons)	PURGE RATE (gpm)	DEPTH TO WATER (feet)	pH (standard units)	TEMP. (°C)	COND. (circle units) µmhos/cm or µS/cm	DISSOLVED OXYGEN (circle units) mg/L or % saturation	TURBIDITY (NTUs)	COLOR (describe)	ODOR (describe)
1135	2.60	2.60	0.20	7.83	6.67	26.41	538	1.25	2.21	Yellow	Sulfur
1139	.80	3.40	0.20	7.90	6.66	26.45	535	1.07	1.65	1	1
1143	.80	4.20	0.20	8.01	6.63	26.41	530	0.90	1.50		

WELL CAPACITY (Gallons Per Foot): **0.75"** = 0.02; **1"** = 0.04; **1.25"** = 0.06; **2"** = 0.16; **3"** = 0.37; **4"** = 0.65; **5"** = 1.02; **6"** = 1.47; **12"** = 5.88
TUBING INSIDE DIA. CAPACITY (Gal./Ft.): **1/8"** = 0.0006; **3/16"** = 0.0014; **1/4"** = 0.0026; **5/16"** = 0.004; **3/8"** = 0.006; **1/2"** = 0.010; **5/8"** = 0.016

PURGING EQUIPMENT CODES: **B** = Bailer; **BP** = Bladder Pump; **ESP** = Electric Submersible Pump; **PP** = Peristaltic Pump; **O** = Other (Specify)

SAMPLING DATA

SAMPLED BY (PRINT) / AFFILIATION:	DAVID ICE / PACE	SAMPLER(S) SIGNATURE(S):		SAMPLING INITIATED AT:	1143	SAMPLING ENDED AT:	1143
PUMP OR TUBING DEPTH IN WELL (feet):	9	TUBING MATERIAL CODE:	PE	FIELD-FILTERED: Y (N) Filtration Equipment Type:		FILTER SIZE: ____ µm	

FIELD DECONTAMINATION: PUMP Y (N) TUBING (Y) N (replaced) DUPLICATE: Y (N)

SAMPLE CONTAINER SPECIFICATION				SAMPLE PRESERVATION					
SAMPLE ID CODE	# CONTAINERS	MATERIAL CODE	VOLUME	PRESERVATIVE USED	TOTAL VOL ADDED IN FIELD (mL)	FINAL pH	INTENDED ANALYSIS AND/OR METHOD	SAMPLING EQUIPMENT CODE	SAMPLE PUMP FLOW RATE (mL per minute)
	1	PE	1000	ICE		6.63	TDS, NO3, Cl	APP	200
	1	1	250	HNO3			6010, 6020		
	1	1	1	H2SO4			AMMONIA		
	2	CG	40	ICE			EPA 8011		
	3	1	1	HCl			8260 FULL LIST		

REMARKS: ORP 97.2 ORP 101.4 ORP 102.9

MATERIAL CODES: **AG** = Amber Glass; **CG** = Clear Glass; **PE** = Polyethylene; **PP** = Polypropylene; **S** = Silicone; **T** = Teflon; **O** = Other (Specify)

SAMPLING EQUIPMENT CODES: **APP** = After Peristaltic Pump; **B** = Bailer; **BP** = Bladder Pump; **ESP** = Electric Submersible Pump; **RFPP** = Reverse Flow Peristaltic Pump; **SM** = Straw Method (Tubing Gravity Drain); **O** = Other (Specify)

NOTES: 1. **The above do not constitute all of the information required by Chapter 62-160, F.A.C.**
2. STABILIZATION CRITERIA FOR RANGE OF VARIATION OF LAST THREE CONSECUTIVE READINGS (SEE FS 2212, SECTION 3)

pH: ± 0.2 units **Temperature:** ± 0.2 °C **Specific Conductance:** ± 5% **Dissolved Oxygen:** all readings ≤ 20% saturation (see Table FS 2200-2); optionally, ± 0.2 mg/L or ± 10% (whichever is greater) **Turbidity:** all readings ≤ 20 NTU; optionally ± 5 NTU or ± 10% (whichever is greater)

Form FD 9000-24

GROUNDWATER SAMPLING LOG

SITE NAME:	Volusia County Solid Waste	SITE LOCATION:	Tomoka LF Semi Annual MW's
WELL NO:	5	SAMPLE ID:	B73-2
DATE:	11-10-16		

PURGING DATA

WELL DIAMETER (inches):	2	TUBING DIAMETER (inches):	1/4	WELL SCREEN INTERVAL DEPTH: feet to feet	STATIC DEPTH TO WATER (feet):	6.00	PURGE PUMP TYPE OR BAILER:	PP

WELL VOLUME PURGE: 1 WELL VOLUME = (TOTAL WELL DEPTH – STATIC DEPTH TO WATER) X WELL CAPACITY
(only fill out if applicable)
= (20.40 feet – 6.00 feet) X 0.16 gallons/foot = 2.304 gallons

EQUIPMENT VOLUME PURGE: 1 EQUIPMENT VOL. = PUMP VOLUME + (TUBING CAPACITY X TUBING LENGTH) + FLOW CELL VOLUME
(only fill out if applicable)
= gallons + (gallons/foot X feet) + gallons = gallons

INITIAL PUMP OR TUBING DEPTH IN WELL (feet):	7	FINAL PUMP OR TUBING DEPTH IN WELL (feet):	13	PURGING INITIATED AT:	1203	PURGING ENDED AT:	1250	TOTAL VOLUME PURGED (gallons):	5.40

TIME	VOLUME PURGED (gallons)	CUMUL. VOLUME PURGED (gallons)	PURGE RATE (gpm)	DEPTH TO WATER (feet)	pH (standard units)	TEMP. (°C)	COND. (circle units) µmhos/cm or µS/cm	DISSOLVED OXYGEN (circle units) mg/L or % saturation	TURBIDITY (NTUs)	COLOR (describe)	ODOR (describe)
1222	2.375	2.375	0.125	11.00	6.33	25.58	256	2.87	5.45	Yellow	None
1227	1.625	3.00	0.125	11.44	6.34	25.62	267	1.35	3.82		
1233	0.60	3.60	0.100	11.89	6.35	25.65	286	0.77	3.35		
1239	0.60	4.20	0.100	12.40	6.37	25.73	301	0.57	2.51		
1245	0.60	4.80	0.100	12.83	6.42	25.69	312	1.36	2.13		
1250	0.60	5.40	0.100	13.25	6.44	25.52	317	3.01	1.99		
		REMARK		WELL DRAWN Down				DS COND, DO	NOT	STABLE	

WELL CAPACITY (Gallons Per Foot): **0.75"** = 0.02; **1"** = 0.04; **1.25"** = 0.06; **2"** = 0.16; **3"** = 0.37; **4"** = 0.65; **5"** = 1.02; **6"** = 1.47; **12"** = 5.88
TUBING INSIDE DIA. CAPACITY (Gal./Ft.): **1/8"** = 0.0006; **3/16"** = 0.0014; **1/4"** = 0.0026; **5/16"** = 0.004; **3/8"** = 0.006; **1/2"** = 0.010; **5/8"** = 0.016

PURGING EQUIPMENT CODES: **B** = Bailer; **BP** = Bladder Pump; **ESP** = Electric Submersible Pump; **PP** = Peristaltic Pump; **O** = Other (Specify)

SAMPLING DATA

SAMPLED BY (PRINT) / AFFILIATION:	JAMIE / PACE	SAMPLER(S) SIGNATURE(S):		SAMPLING INITIATED AT:	1250	SAMPLING ENDED AT:	1259
PUMP OR TUBING DEPTH IN WELL (feet):	13	TUBING MATERIAL CODE:	PE, S	FIELD-FILTERED: Y N Filtration Equipment Type:		FILTER SIZE: ____ µm	
FIELD DECONTAMINATION:	PUMP Y (N)	TUBING (Y) N (replaced)		DUPLICATE: Y (N)			

SAMPLE CONTAINER SPECIFICATION				SAMPLE PRESERVATION					
SAMPLE ID CODE	# CONTAINERS	MATERIAL CODE	VOLUME	PRESERVATIVE USED	TOTAL VOL ADDED IN FIELD (mL)	FINAL pH	INTENDED ANALYSIS AND/OR METHOD	SAMPLING EQUIPMENT CODE	SAMPLE PUMP FLOW RATE (mL per minute)
	1	PE	1000	ICE		6.44	TDS, NO3, Cl	APP	400
	1	1	250	HNO_3			6010, 6020		
	1	1	1	H_2SO_4			Ammonia		
	2	CG	40	ICE			TOC/DOC 8011		
	3	1	1	HCl			8260 full list		

REMARKS: ORP 96.2 ORP 84.6 ORP 74.5 ORP ~~88~~ 83.0 ORP 56.7 ORP 63.1

MATERIAL CODES: **AG** = Amber Glass; **CG** = Clear Glass; **PE** = Polyethylene; **PP** = Polypropylene; **S** = Silicone; **T** = Teflon; **O** = Other (Specify)

SAMPLING EQUIPMENT CODES: **APP** = After Peristaltic Pump; **B** = Bailer; **BP** = Bladder Pump; **ESP** = Electric Submersible Pump; **RFPP** = Reverse Flow Peristaltic Pump; **SM** = Straw Method (Tubing Gravity Drain); **O** = Other (Specify)

NOTES: 1. **The above do not constitute all of the information required by Chapter 62-160, F.A.C.**
2. STABILIZATION CRITERIA FOR RANGE OF VARIATION OF LAST THREE CONSECUTIVE READINGS (SEE FS 2212, SECTION 3)

pH: ± 0.2 units **Temperature:** ± 0.2 °C **Specific Conductance:** ± 5% **Dissolved Oxygen:** all readings ≤ 20% saturation (see Table FS 2200-2); optionally, ± 0.2 mg/L or ± 10% (whichever is greater) **Turbidity:** all readings ≤ 20 NTU; optionally ± 5 NTU or ± 10% (whichever is greater)

Pace Analytical Florida Laboratory	Document Name: Sample Condition Upon Receipt Form	Document Revised: August 10, 2016
	Document No: F-FL-C-007 rev. 10	Issuing Authority: Pace Florida Quality Office

Sam

WO#: 35276270

Project #
Project Manager: PM: JSB Due Date: 11/18/16
Client: CLIENT: VOLDPW

Date and Initials of person:
Examining contents: _____
Label: _____
Deliver: _____
pH: _____

Thermometer Used: T269 Date: 11-10-16 Time: 15:40 Initials: KP

Samples shorted to lab (If Yes, complete) Shorted Date: _____ Shorted Time: _____ Qty: _____

Cooler #1 Temp.°C	1.7 (Visual)	.2 (Correction Factor)	1.9 (Actual)	☐ Samples on ice, cooling process has begun
Cooler #2 Temp.°C	.5 (Visual)	.2 (Correction Factor)	.7 (Actual)	☐ Samples on ice, cooling process has begun
Cooler #3 Temp.°C	.8 (Visual)	.2 (Correction Factor)	1.0 (Actual)	☐ Samples on ice, cooling process has begun
Cooler #4 Temp.°C	_____ (Visual)	_____ (Correction Factor)	_____ (Actual)	☐ Samples on ice, cooling process has begun
Cooler #5 Temp.°C	_____ (Visual)	_____ (Correction Factor)	_____ (Actual)	☐ Samples on ice, cooling process has begun
Cooler #6 Temp.°C	_____ (Visual)	_____ (Correction Factor)	_____ (Actual)	☐ Samples on ice, cooling process has begun

Courier: ☐ Fed Ex ☐ UPS ☐ USPS ☐ Client ☐ Commercial ☑ Pace ☐ Other _____

Shipping Method: ☐ First Overnight ☐ Priority Overnight ☐ Standard Overnight ☐ Ground ☐ Other _____

Billing: ☐ Recipient ☐ Sender ☐ Third Party ☐ Unknown

Tracking # _____

Custody Seal on Cooler/Box Present: ☐ Yes ☑ No Seals intact: ☐ Yes ☑ No Ice: Wet Blue None

Packing Material: ☐ Bubble Wrap ☐ Bubble Bags ☐ None ☑ Other ZL

		Comments:
Chain of Custody Present	☑ Yes ☐ No ☐ N/A	
Chain of Custody Filled Out	☑ Yes ☐ No ☐ N/A	
Relinquished Signature & Sampler Name COC	☑ Yes ☐ No ☐ N/A	
Samples Arrived within Hold Time	☑ Yes ☐ No ☐ N/A	
Rush TAT requested on COC	☐ Yes ☑ No ☐ N/A	
Sufficient Volume	☑ Yes ☐ No ☐ N/A	
Correct Containers Used	☑ Yes ☐ No ☐ N/A	
Containers Intact	☑ Yes ☐ No ☐ N/A	
Sample Labels match COC (sample IDs & date/time of collection)	☑ Yes ☐ No ☐ N/A	
All containers needing acid/base preservation have been checked.	☐ Yes ☐ No ☐ N/A	Preservation Information
All Containers needing preservation are found to be in compliance with EPA recommendation. Exceptions: VOA, Coliform, TOC, O&G, Carbamates	☑ Yes ☐ No ☐ N/A	Preservative: _____ Lot #/Trace # _____ Date _____ Time: _____ Initials _____
Headspace in VOA Vials? (>6mm):	☑ Yes ☐ No ☐ N/A	
Trip Blank Present:	☑ Yes ☐ No ☐ N/A	

Client Notification/ Resolution:

Person Contacted: _____ Date/Time: _____

Comments/ Resolution (use back for additional comments): _____

Project Manager Review: _____ Date: _____

Pace Analytical Services, LLC
8 East Tower Circle
Ormond Beach, FL 32174
(386)672-5668

November 22, 2016

Ms. Jennifer Stirk
Volusia County Solid Waste Management
1990 Tomoka Farms Road
Port Orange, FL 32128

RE: Project: Tomoka LF Semi-annual MWs
Pace Project No.: 35276503

Dear Ms. Stirk:
Enclosed are the analytical results for sample(s) received by the laboratory on November 11, 2016. The results relate only to the samples included in this report. Results reported herein conform to the most current, applicable TNI/NELAC standards and the laboratory's Quality Assurance Manual, where applicable, unless otherwise noted in the body of the report.

If you have any questions concerning this report, please feel free to contact me.

Sincerely,

Jeff Baylor
jeff.baylor@pacelabs.com
Project Manager

Enclosures

cc: John Catches, HDR Engineering, Inc.
Handi Wang, Volusia County Solid Waste Man

This report shall not be reproduced, except in full,
without the written consent of Pace Analytical Services, LLC.

Pace Analytical Services, LLC
8 East Tower Circle
Ormond Beach, FL 32174
(386)672-5668

CERTIFICATIONS

Project: Tomoka LF Semi-annual MWs
Pace Project No.: 35276503

Ormond Beach Certification IDs

8 East Tower Circle, Ormond Beach, FL 32174
Alabama Certification #: 41320
Connecticut Certification #: PH-0216
Delaware Certification: FL NELAC Reciprocity
Florida Certification #: E83079
Georgia Certification #: 955
Guam Certification: FL NELAC Reciprocity
Hawaii Certification: FL NELAC Reciprocity
Illinois Certification #: 200068
Indiana Certification: FL NELAC Reciprocity
Kansas Certification #: E-10383
Louisiana Certification #: FL NELAC Reciprocity
Louisiana Environmental Certificate #: 05007
Maryland Certification: #346
Michigan Certification #: 9911
Mississippi Certification: FL NELAC Reciprocity
Missouri Certification #: 236
Montana Certification #: Cert 0074
Nebraska Certification: NE-OS-28-14
Nevada Certification: FL NELAC Reciprocity
New York Certification #: 11608
North Carolina Environmental Certificate #: 667
North Carolina Certification #: 12710
Oklahoma Certification #: D9947
Pennsylvania Certification #: 68-00547
Puerto Rico Certification #: FL01264
South Carolina Certification: #96042001
Tennessee Certification #: TN02974
Texas Certification: FL NELAC Reciprocity
US Virgin Islands Certification: FL NELAC Reciprocity
Virginia Environmental Certification #: 460165
Wyoming Certification: FL NELAC Reciprocity
West Virginia Certification #: 9962C
Wisconsin Certification #: 399079670
Wyoming (EPA Region 8): FL NELAC Reciprocity

This report shall not be reproduced, except in full,
without the written consent of Pace Analytical Services, LLC.

Pace Analytical Services, LLC
8 East Tower Circle
Ormond Beach, FL 32174
(386)672-5668

SAMPLE SUMMARY

Project: Tomoka LF Semi-annual MWs
Pace Project No.: 35276503

Lab ID	Sample ID	Matrix	Date Collected	Date Received
35276503001	**EQ Blank 11/11/16**	Water	11/11/16 09:00	11/11/16 11:10
35276503002	**B73-1 Dup**	Water	11/11/16 09:47	11/11/16 11:10
35276503003	**B73-1**	Water	11/11/16 09:47	11/11/16 11:10
35276503004	**B74-A**	Water	11/11/16 10:37	11/11/16 11:10
35276503005	**TRIP BLANK 11/11/16**	Water	11/11/16 00:01	11/11/16 11:10

This report shall not be reproduced, except in full,
without the written consent of Pace Analytical Services, LLC.

Pace Analytical Services, LLC
8 East Tower Circle
Ormond Beach, FL 32174
(386)672-5668

SAMPLE ANALYTE COUNT

Project: Tomoka LF Semi-annual MWs
Pace Project No.: 35276503

Lab ID	Sample ID	Method	Analysts	Analytes Reported	Laboratory
35276503001	**EQ Blank 11/11/16**	EPA 8011	SMH	2	PASI-O
		EPA 6010	CKJ	15	PASI-O
		EPA 6020	DRS	2	PASI-O
		EPA 7470	CKJ	1	PASI-O
		EPA 8260	SK1	48	PASI-O
		SM 2540C	ALD	1	PASI-O
		EPA 300.0	KEK	1	PASI-O
		EPA 350.1	CMD	1	PASI-O
		EPA 353.2	KEK	1	PASI-O
35276503002	**B73-1 Dup**	EPA 8011	SMH	2	PASI-O
		EPA 6010	CKJ	15	PASI-O
		EPA 6020	DRS	2	PASI-O
		EPA 7470	CKJ	1	PASI-O
		EPA 8260	SK1	48	PASI-O
		SM 2540C	ALD	1	PASI-O
		EPA 300.0	KEK	1	PASI-O
		EPA 350.1	CMD	1	PASI-O
		EPA 353.2	KEK	1	PASI-O
35276503003	**B73-1**	EPA 8011	SMH	2	PASI-O
		EPA 6010	CKJ	15	PASI-O
		EPA 6020	DRS	2	PASI-O
		EPA 7470	CKJ	1	PASI-O
		EPA 8260	SK1	48	PASI-O
		SM 2540C	ALD	1	PASI-O
		EPA 300.0	KEK	1	PASI-O
		EPA 350.1	CMD	1	PASI-O
		EPA 353.2	KEK	1	PASI-O
35276503004	**B74-A**	EPA 8011	SMH	2	PASI-O
		EPA 6010	CKJ	15	PASI-O
		EPA 6020	DRS	2	PASI-O
		EPA 7470	CKJ	1	PASI-O
		EPA 8260	SK1	48	PASI-O
		SM 2540C	ALD	1	PASI-O
		EPA 300.0	KEK	1	PASI-O
		EPA 350.1	CMD	1	PASI-O
		EPA 353.2	KEK	1	PASI-O
35276503005	**TRIP BLANK 11/11/16**	EPA 8260	SK1	50	PASI-O

This report shall not be reproduced, except in full,
without the written consent of Pace Analytical Services, LLC.

Pace Analytical Services, LLC
8 East Tower Circle
Ormond Beach, FL 32174
(386)672-5668

SUMMARY OF DETECTION

Project: Tomoka LF Semi-annual MWs
Pace Project No.: 35276503

Lab Sample ID / Method	Client Sample ID / Parameters	Result	Units	Report Limit	Analyzed	Qualifiers
35276503001	**EQ Blank 11/11/16**					
EPA 6010	Barium	37.9	ug/L	10.0	11/20/16 17:44	
SM 2540C	Total Dissolved Solids	24.0	mg/L	5.0	11/17/16 11:12	J(D6)
35276503002	**B73-1 Dup**					
	Field pH	6.56	Std. Units		11/11/16 09:47	
	Field Temperature	24.32	deg C		11/11/16 09:47	
	Appearance	Color: yellow, Sheen: none			11/11/16 09:47	
	Field Specific Conductance	760	umhos/cm		11/11/16 09:47	
	Oxygen, Dissolved	0.13	mg/L		11/11/16 09:47	
	REDOX	-79.3	mV		11/11/16 09:47	
	Turbidity	1.79	NTU		11/11/16 09:47	
	Water Level(NGVD)	22.45	feet		11/11/16 09:47	
EPA 6010	Barium	48.5	ug/L	10.0	11/20/16 17:48	
EPA 6010	Iron	11900	ug/L	40.0	11/20/16 17:48	
EPA 6010	Sodium	39.8	mg/L	1.0	11/20/16 17:48	
SM 2540C	Total Dissolved Solids	403	mg/L	5.0	11/17/16 11:12	
EPA 300.0	Chloride	20.5	mg/L	5.0	11/15/16 02:14	
EPA 350.1	Nitrogen, Ammonia	0.13	mg/L	0.050	11/18/16 15:45	
EPA 353.2	Nitrogen, Nitrate	0.037 I	mg/L	0.040	11/12/16 12:04	
35276503003	**B73-1**					
	Field pH	6.56	Std. Units		11/11/16 09:47	
	Field Temperature	24.32	deg C		11/11/16 09:47	
	Appearance	Color: yellow, Sheen: none			11/11/16 09:47	
	Field Specific Conductance	760	umhos/cm		11/11/16 09:47	
	Oxygen, Dissolved	0.13	mg/L		11/11/16 09:47	
	REDOX	-79.3	mV		11/11/16 09:47	
	Turbidity	1.79	NTU		11/11/16 09:47	
	Water Level(NGVD)	22.45	feet		11/11/16 09:47	
EPA 6010	Barium	48.5	ug/L	10.0	11/20/16 17:52	
EPA 6010	Iron	11900	ug/L	40.0	11/20/16 17:52	
EPA 6010	Sodium	39.7	mg/L	1.0	11/20/16 17:52	
SM 2540C	Total Dissolved Solids	412	mg/L	5.0	11/17/16 11:12	
EPA 300.0	Chloride	20.5	mg/L	5.0	11/15/16 02:36	
EPA 350.1	Nitrogen, Ammonia	0.13	mg/L	0.050	11/18/16 15:57	
EPA 353.2	Nitrogen, Nitrate	0.043	mg/L	0.040	11/12/16 12:05	
35276503004	**B74-A**					
	Field pH	6.69	Std. Units		11/11/16 10:37	
	Field Temperature	23.86	deg C		11/11/16 10:37	
	Appearance	Color: yellow, Sheen: none			11/11/16 10:37	

REPORT OF LABORATORY ANALYSIS

This report shall not be reproduced, except in full,
without the written consent of Pace Analytical Services, LLC.

Pace Analytical Services, LLC
8 East Tower Circle
Ormond Beach, FL 32174
(386)672-5668

SUMMARY OF DETECTION

Project: Tomoka LF Semi-annual MWs
Pace Project No.: 35276503

Lab Sample ID / Method	Client Sample ID / Parameters	Result	Units	Report Limit	Analyzed	Qualifiers
35276503004	**B74-A**					
	Field Specific Conductance	751	umhos/cm		11/11/16 10:37	
	Oxygen, Dissolved	0.12	mg/L		11/11/16 10:37	
	REDOX	-69.5	mV		11/11/16 10:37	
	Turbidity	0.51	NTU		11/11/16 10:37	
	Water Level(NGVD)	29.53	feet		11/11/16 10:37	
EPA 6010	Barium	42.8	ug/L	10.0	11/20/16 17:56	
EPA 6010	Iron	3440	ug/L	40.0	11/20/16 17:56	
EPA 6010	Selenium	8.9 I	ug/L	15.0	11/20/16 17:56	
EPA 6010	Sodium	41.8	mg/L	1.0	11/20/16 17:56	
SM 2540C	Total Dissolved Solids	424	mg/L	5.0	11/17/16 11:13	
EPA 300.0	Chloride	24.0	mg/L	5.0	11/15/16 02:59	
EPA 350.1	Nitrogen, Ammonia	0.15	mg/L	0.050	11/18/16 15:59	
EPA 353.2	Nitrogen, Nitrate	0.018 I	mg/L	0.040	11/12/16 12:07	

This report shall not be reproduced, except in full,
without the written consent of Pace Analytical Services, LLC.

Pace Analytical Services, LLC
8 East Tower Circle
Ormond Beach, FL 32174
(386)672-5668

ANALYTICAL RESULTS

Project: Tomoka LF Semi-annual MWs
Pace Project No.: 35276503

Sample: EQ Blank 11/11/16 **Lab ID: 35276503001** Collected: 11/11/16 09:00 Received: 11/11/16 11:10 Matrix: Water

Parameters	Results	Units	PQL	MDL	DF	Prepared	Analyzed	CAS No.	Qual
8011 GCS EDB and DBCP	Analytical Method: EPA 8011 Preparation Method: EPA 8011								
1,2-Dibromo-3-chloropropane	**0.0048 U**	ug/L	0.020	0.0048	1	11/16/16 04:30	11/17/16 14:58	96-12-8	
1,2-Dibromoethane (EDB)	**0.0074 U**	ug/L	0.0098	0.0074	1	11/16/16 04:30	11/17/16 14:58	106-93-4	
6010 MET ICP	Analytical Method: EPA 6010 Preparation Method: EPA 3010								
Arsenic	**5.0 U**	ug/L	10.0	5.0	1	11/19/16 08:26	11/20/16 17:44	7440-38-2	
Barium	**37.9**	ug/L	10.0	5.0	1	11/19/16 08:26	11/20/16 17:44	7440-39-3	
Beryllium	**0.50 U**	ug/L	1.0	0.50	1	11/19/16 08:26	11/20/16 17:44	7440-41-7	
Cadmium	**0.50 U**	ug/L	1.0	0.50	1	11/19/16 08:26	11/20/16 17:44	7440-43-9	
Chromium	**2.5 U**	ug/L	5.0	2.5	1	11/19/16 08:26	11/20/16 17:44	7440-47-3	
Cobalt	**5.0 U**	ug/L	10.0	5.0	1	11/19/16 08:26	11/20/16 17:44	7440-48-4	
Copper	**2.5 U**	ug/L	5.0	2.5	1	11/19/16 08:26	11/20/16 17:44	7440-50-8	
Iron	**20.0 U**	ug/L	40.0	20.0	1	11/19/16 08:26	11/20/16 17:44	7439-89-6	
Lead	**5.0 U**	ug/L	10.0	5.0	1	11/19/16 08:26	11/20/16 17:44	7439-92-1	
Nickel	**2.5 U**	ug/L	5.0	2.5	1	11/19/16 08:26	11/20/16 17:44	7440-02-0	
Selenium	**7.5 U**	ug/L	15.0	7.5	1	11/19/16 08:26	11/20/16 17:44	7782-49-2	
Silver	**2.5 U**	ug/L	5.0	2.5	1	11/19/16 08:26	11/20/16 17:44	7440-22-4	
Sodium	**0.50 U**	mg/L	1.0	0.50	1	11/19/16 08:26	11/20/16 17:44	7440-23-5	
Vanadium	**5.0 U**	ug/L	10.0	5.0	1	11/19/16 08:26	11/20/16 17:44	7440-62-2	
Zinc	**10.0 U**	ug/L	20.0	10.0	1	11/19/16 08:26	11/20/16 17:44	7440-66-6	
6020 MET ICPMS	Analytical Method: EPA 6020 Preparation Method: EPA 3010								
Antimony	**0.50 U**	ug/L	1.0	0.50	1	11/19/16 00:00	11/21/16 19:00	7440-36-0	
Thallium	**0.50 U**	ug/L	1.0	0.50	1	11/19/16 00:00	11/21/16 19:00	7440-28-0	
7470 Mercury	Analytical Method: EPA 7470 Preparation Method: EPA 7470								
Mercury	**0.10 U**	ug/L	0.20	0.10	1	11/18/16 07:00	11/18/16 15:09	7439-97-6	
8260 MSV	Analytical Method: EPA 8260								
Acetone	**10.0 U**	ug/L	20.0	10.0	1		11/19/16 05:16	67-64-1	
Acrylonitrile	**5.0 U**	ug/L	10.0	5.0	1		11/19/16 05:16	107-13-1	
Benzene	**0.10 U**	ug/L	1.0	0.10	1		11/19/16 05:16	71-43-2	
Bromochloromethane	**0.50 U**	ug/L	1.0	0.50	1		11/19/16 05:16	74-97-5	
Bromodichloromethane	**0.27 U**	ug/L	0.60	0.27	1		11/19/16 05:16	75-27-4	
Bromoform	**0.50 U**	ug/L	1.0	0.50	1		11/19/16 05:16	75-25-2	
Bromomethane	**0.50 U**	ug/L	5.0	0.50	1		11/19/16 05:16	74-83-9	
2-Butanone (MEK)	**5.0 U**	ug/L	10.0	5.0	1		11/19/16 05:16	78-93-3	
Carbon disulfide	**5.0 U**	ug/L	10.0	5.0	1		11/19/16 05:16	75-15-0	
Carbon tetrachloride	**0.50 U**	ug/L	1.0	0.50	1		11/19/16 05:16	56-23-5	
Chlorobenzene	**0.50 U**	ug/L	1.0	0.50	1		11/19/16 05:16	108-90-7	
Chloroethane	**0.50 U**	ug/L	10.0	0.50	1		11/19/16 05:16	75-00-3	
Chloroform	**0.50 U**	ug/L	1.0	0.50	1		11/19/16 05:16	67-66-3	
Chloromethane	**0.62 U**	ug/L	1.0	0.62	1		11/19/16 05:16	74-87-3	
Dibromochloromethane	**0.26 U**	ug/L	0.50	0.26	1		11/19/16 05:16	124-48-1	
Dibromomethane	**0.50 U**	ug/L	1.0	0.50	1		11/19/16 05:16	74-95-3	
1,2-Dichlorobenzene	**0.50 U**	ug/L	1.0	0.50	1		11/19/16 05:16	95-50-1	

REPORT OF LABORATORY ANALYSIS

This report shall not be reproduced, except in full,
without the written consent of Pace Analytical Services, LLC.

Pace Analytical Services, LLC
8 East Tower Circle
Ormond Beach, FL 32174
(386)672-5668

ANALYTICAL RESULTS

Project: Tomoka LF Semi-annual MWs
Pace Project No.: 35276503

Sample: EQ Blank 11/11/16 **Lab ID: 35276503001** Collected: 11/11/16 09:00 Received: 11/11/16 11:10 Matrix: Water

Parameters	Results	Units	PQL	MDL	DF	Prepared	Analyzed	CAS No.	Qual
8260 MSV	Analytical Method: EPA 8260								
1,4-Dichlorobenzene	**0.50 U**	ug/L	1.0	0.50	1		11/19/16 05:16	106-46-7	
trans-1,4-Dichloro-2-butene	**5.0 U**	ug/L	10.0	5.0	1		11/19/16 05:16	110-57-6	
1,1-Dichloroethane	**0.50 U**	ug/L	1.0	0.50	1		11/19/16 05:16	75-34-3	
1,2-Dichloroethane	**0.50 U**	ug/L	1.0	0.50	1		11/19/16 05:16	107-06-2	
1,1-Dichloroethene	**0.50 U**	ug/L	1.0	0.50	1		11/19/16 05:16	75-35-4	
cis-1,2-Dichloroethene	**0.50 U**	ug/L	1.0	0.50	1		11/19/16 05:16	156-59-2	
trans-1,2-Dichloroethene	**0.50 U**	ug/L	1.0	0.50	1		11/19/16 05:16	156-60-5	
1,2-Dichloropropane	**0.50 U**	ug/L	1.0	0.50	1		11/19/16 05:16	78-87-5	
cis-1,3-Dichloropropene	**0.25 U**	ug/L	0.50	0.25	1		11/19/16 05:16	10061-01-5	
trans-1,3-Dichloropropene	**0.25 U**	ug/L	0.50	0.25	1		11/19/16 05:16	10061-02-6	
Ethylbenzene	**0.50 U**	ug/L	1.0	0.50	1		11/19/16 05:16	100-41-4	
2-Hexanone	**5.0 U**	ug/L	10.0	5.0	1		11/19/16 05:16	591-78-6	
Iodomethane	**0.50 U**	ug/L	10.0	0.50	1		11/19/16 05:16	74-88-4	
Methylene Chloride	**2.5 U**	ug/L	5.0	2.5	1		11/19/16 05:16	75-09-2	
4-Methyl-2-pentanone (MIBK)	**5.0 U**	ug/L	10.0	5.0	1		11/19/16 05:16	108-10-1	
Styrene	**0.50 U**	ug/L	1.0	0.50	1		11/19/16 05:16	100-42-5	
1,1,1,2-Tetrachloroethane	**0.50 U**	ug/L	1.0	0.50	1		11/19/16 05:16	630-20-6	
1,1,2,2-Tetrachloroethane	**0.12 U**	ug/L	0.50	0.12	1		11/19/16 05:16	79-34-5	
Tetrachloroethene	**0.50 U**	ug/L	1.0	0.50	1		11/19/16 05:16	127-18-4	
Toluene	**0.50 U**	ug/L	1.0	0.50	1		11/19/16 05:16	108-88-3	
1,1,1-Trichloroethane	**0.50 U**	ug/L	1.0	0.50	1		11/19/16 05:16	71-55-6	
1,1,2-Trichloroethane	**0.50 U**	ug/L	1.0	0.50	1		11/19/16 05:16	79-00-5	
Trichloroethene	**0.50 U**	ug/L	1.0	0.50	1		11/19/16 05:16	79-01-6	
Trichlorofluoromethane	**0.50 U**	ug/L	1.0	0.50	1		11/19/16 05:16	75-69-4	
1,2,3-Trichloropropane	**0.59 U**	ug/L	1.0	0.59	1		11/19/16 05:16	96-18-4	
Vinyl acetate	**1.0 U**	ug/L	2.0	1.0	1		11/19/16 05:16	108-05-4	
Vinyl chloride	**0.50 U**	ug/L	1.0	0.50	1		11/19/16 05:16	75-01-4	
Xylene (Total)	**1.5 U**	ug/L	3.0	1.5	1		11/19/16 05:16	1330-20-7	
Surrogates									
4-Bromofluorobenzene (S)	109	%	89-111		1		11/19/16 05:16	460-00-4	
1,2-Dichloroethane-d4 (S)	100	%	75-135		1		11/19/16 05:16	17060-07-0	
Toluene-d8 (S)	105	%	89-112		1		11/19/16 05:16	2037-26-5	
2540C Total Dissolved Solids	Analytical Method: SM 2540C								
Total Dissolved Solids	**24.0**	mg/L	5.0	5.0	1		11/17/16 11:12		J(D6)
300.0 IC Anions 28 Days	Analytical Method: EPA 300.0								
Chloride	**2.5 U**	mg/L	5.0	2.5	1		11/15/16 01:51	16887-00-6	
350.1 Ammonia	Analytical Method: EPA 350.1								
Nitrogen, Ammonia	**0.020 U**	mg/L	0.050	0.020	1		11/18/16 15:40	7664-41-7	
353.2 Nitrogen, NO2/NO3 unpres	Analytical Method: EPA 353.2								
Nitrogen, Nitrate	**0.010 U**	mg/L	0.040	0.010	1		11/12/16 12:03		

REPORT OF LABORATORY ANALYSIS

This report shall not be reproduced, except in full,
without the written consent of Pace Analytical Services, LLC.

Pace Analytical Services, LLC
8 East Tower Circle
Ormond Beach, FL 32174
(386)672-5668

ANALYTICAL RESULTS

Project: Tomoka LF Semi-annual MWs
Pace Project No.: 35276503

Sample: B73-1 Dup **Lab ID: 35276503002** Collected: 11/11/16 09:47 Received: 11/11/16 11:10 Matrix: Water

Parameters	Results	Units	PQL	MDL	DF	Prepared	Analyzed	CAS No.	Qual
Field Data	Analytical Method:								
Field pH	**6.56**	Std. Units			1		11/11/16 09:47		
Field Temperature	**24.32**	deg C			1		11/11/16 09:47		
Appearance	**Color: yellow, Sheen: none**				1		11/11/16 09:47		
Field Specific Conductance	**760**	umhos/cm			1		11/11/16 09:47		
Oxygen, Dissolved	**0.13**	mg/L			1		11/11/16 09:47	7782-44-7	
REDOX	**-79.3**	mV			1		11/11/16 09:47		
Turbidity	**1.79**	NTU			1		11/11/16 09:47		
Water Level(NGVD)	**22.45**	feet			1		11/11/16 09:47		
8011 GCS EDB and DBCP	Analytical Method: EPA 8011 Preparation Method: EPA 8011								
1,2-Dibromo-3-chloropropane	**0.0049 U**	ug/L	0.020	0.0049	1	11/16/16 04:30	11/17/16 15:43	96-12-8	
1,2-Dibromoethane (EDB)	**0.0075 U**	ug/L	0.010	0.0075	1	11/16/16 04:30	11/17/16 15:43	106-93-4	
6010 MET ICP	Analytical Method: EPA 6010 Preparation Method: EPA 3010								
Arsenic	**5.0 U**	ug/L	10.0	5.0	1	11/19/16 08:26	11/20/16 17:48	7440-38-2	
Barium	**48.5**	ug/L	10.0	5.0	1	11/19/16 08:26	11/20/16 17:48	7440-39-3	
Beryllium	**0.50 U**	ug/L	1.0	0.50	1	11/19/16 08:26	11/20/16 17:48	7440-41-7	
Cadmium	**0.50 U**	ug/L	1.0	0.50	1	11/19/16 08:26	11/20/16 17:48	7440-43-9	
Chromium	**2.5 U**	ug/L	5.0	2.5	1	11/19/16 08:26	11/20/16 17:48	7440-47-3	
Cobalt	**5.0 U**	ug/L	10.0	5.0	1	11/19/16 08:26	11/20/16 17:48	7440-48-4	
Copper	**2.5 U**	ug/L	5.0	2.5	1	11/19/16 08:26	11/20/16 17:48	7440-50-8	
Iron	**11900**	ug/L	40.0	20.0	1	11/19/16 08:26	11/20/16 17:48	7439-89-6	
Lead	**5.0 U**	ug/L	10.0	5.0	1	11/19/16 08:26	11/20/16 17:48	7439-92-1	
Nickel	**2.5 U**	ug/L	5.0	2.5	1	11/19/16 08:26	11/20/16 17:48	7440-02-0	
Selenium	**7.5 U**	ug/L	15.0	7.5	1	11/19/16 08:26	11/20/16 17:48	7782-49-2	
Silver	**2.5 U**	ug/L	5.0	2.5	1	11/19/16 08:26	11/20/16 17:48	7440-22-4	
Sodium	**39.8**	mg/L	1.0	0.50	1	11/19/16 08:26	11/20/16 17:48	7440-23-5	
Vanadium	**5.0 U**	ug/L	10.0	5.0	1	11/19/16 08:26	11/20/16 17:48	7440-62-2	
Zinc	**10.0 U**	ug/L	20.0	10.0	1	11/19/16 08:26	11/20/16 17:48	7440-66-6	
6020 MET ICPMS	Analytical Method: EPA 6020 Preparation Method: EPA 3010								
Antimony	**0.50 U**	ug/L	1.0	0.50	1	11/19/16 00:00	11/21/16 19:03	7440-36-0	
Thallium	**0.50 U**	ug/L	1.0	0.50	1	11/19/16 00:00	11/21/16 19:03	7440-28-0	
7470 Mercury	Analytical Method: EPA 7470 Preparation Method: EPA 7470								
Mercury	**0.10 U**	ug/L	0.20	0.10	1	11/18/16 07:00	11/18/16 15:11	7439-97-6	
8260 MSV	Analytical Method: EPA 8260								
Acetone	**10.0 U**	ug/L	20.0	10.0	1		11/19/16 07:51	67-64-1	
Acrylonitrile	**5.0 U**	ug/L	10.0	5.0	1		11/19/16 07:51	107-13-1	
Benzene	**0.10 U**	ug/L	1.0	0.10	1		11/19/16 07:51	71-43-2	
Bromochloromethane	**0.50 U**	ug/L	1.0	0.50	1		11/19/16 07:51	74-97-5	
Bromodichloromethane	**0.27 U**	ug/L	0.60	0.27	1		11/19/16 07:51	75-27-4	

REPORT OF LABORATORY ANALYSIS

This report shall not be reproduced, except in full,
without the written consent of Pace Analytical Services, LLC.

Pace Analytical Services, LLC
8 East Tower Circle
Ormond Beach, FL 32174
(386)672-5668

ANALYTICAL RESULTS

Project: Tomoka LF Semi-annual MWs
Pace Project No.: 35276503

Sample: B73-1 Dup **Lab ID: 35276503002** Collected: 11/11/16 09:47 Received: 11/11/16 11:10 Matrix: Water

Parameters	Results	Units	PQL	MDL	DF	Prepared	Analyzed	CAS No.	Qual
8260 MSV	Analytical Method: EPA 8260								
Bromoform	**0.50 U**	ug/L	1.0	0.50	1		11/19/16 07:51	75-25-2	
Bromomethane	**0.50 U**	ug/L	5.0	0.50	1		11/19/16 07:51	74-83-9	
2-Butanone (MEK)	**5.0 U**	ug/L	10.0	5.0	1		11/19/16 07:51	78-93-3	
Carbon disulfide	**5.0 U**	ug/L	10.0	5.0	1		11/19/16 07:51	75-15-0	
Carbon tetrachloride	**0.50 U**	ug/L	1.0	0.50	1		11/19/16 07:51	56-23-5	
Chlorobenzene	**0.50 U**	ug/L	1.0	0.50	1		11/19/16 07:51	108-90-7	
Chloroethane	**0.50 U**	ug/L	10.0	0.50	1		11/19/16 07:51	75-00-3	
Chloroform	**0.50 U**	ug/L	1.0	0.50	1		11/19/16 07:51	67-66-3	
Chloromethane	**0.62 U**	ug/L	1.0	0.62	1		11/19/16 07:51	74-87-3	
Dibromochloromethane	**0.26 U**	ug/L	0.50	0.26	1		11/19/16 07:51	124-48-1	
Dibromomethane	**0.50 U**	ug/L	1.0	0.50	1		11/19/16 07:51	74-95-3	
1,2-Dichlorobenzene	**0.50 U**	ug/L	1.0	0.50	1		11/19/16 07:51	95-50-1	
1,4-Dichlorobenzene	**0.50 U**	ug/L	1.0	0.50	1		11/19/16 07:51	106-46-7	
trans-1,4-Dichloro-2-butene	**5.0 U**	ug/L	10.0	5.0	1		11/19/16 07:51	110-57-6	
1,1-Dichloroethane	**0.50 U**	ug/L	1.0	0.50	1		11/19/16 07:51	75-34-3	
1,2-Dichloroethane	**0.50 U**	ug/L	1.0	0.50	1		11/19/16 07:51	107-06-2	
1,1-Dichloroethene	**0.50 U**	ug/L	1.0	0.50	1		11/19/16 07:51	75-35-4	
cis-1,2-Dichloroethene	**0.50 U**	ug/L	1.0	0.50	1		11/19/16 07:51	156-59-2	
trans-1,2-Dichloroethene	**0.50 U**	ug/L	1.0	0.50	1		11/19/16 07:51	156-60-5	
1,2-Dichloropropane	**0.50 U**	ug/L	1.0	0.50	1		11/19/16 07:51	78-87-5	
cis-1,3-Dichloropropene	**0.25 U**	ug/L	0.50	0.25	1		11/19/16 07:51	10061-01-5	
trans-1,3-Dichloropropene	**0.25 U**	ug/L	0.50	0.25	1		11/19/16 07:51	10061-02-6	
Ethylbenzene	**0.50 U**	ug/L	1.0	0.50	1		11/19/16 07:51	100-41-4	
2-Hexanone	**5.0 U**	ug/L	10.0	5.0	1		11/19/16 07:51	591-78-6	
Iodomethane	**0.50 U**	ug/L	10.0	0.50	1		11/19/16 07:51	74-88-4	
Methylene Chloride	**2.5 U**	ug/L	5.0	2.5	1		11/19/16 07:51	75-09-2	
4-Methyl-2-pentanone (MIBK)	**5.0 U**	ug/L	10.0	5.0	1		11/19/16 07:51	108-10-1	
Styrene	**0.50 U**	ug/L	1.0	0.50	1		11/19/16 07:51	100-42-5	
1,1,1,2-Tetrachloroethane	**0.50 U**	ug/L	1.0	0.50	1		11/19/16 07:51	630-20-6	
1,1,2,2-Tetrachloroethane	**0.12 U**	ug/L	0.50	0.12	1		11/19/16 07:51	79-34-5	
Tetrachloroethene	**0.50 U**	ug/L	1.0	0.50	1		11/19/16 07:51	127-18-4	
Toluene	**0.50 U**	ug/L	1.0	0.50	1		11/19/16 07:51	108-88-3	
1,1,1-Trichloroethane	**0.50 U**	ug/L	1.0	0.50	1		11/19/16 07:51	71-55-6	
1,1,2-Trichloroethane	**0.50 U**	ug/L	1.0	0.50	1		11/19/16 07:51	79-00-5	
Trichloroethene	**0.50 U**	ug/L	1.0	0.50	1		11/19/16 07:51	79-01-6	
Trichlorofluoromethane	**0.50 U**	ug/L	1.0	0.50	1		11/19/16 07:51	75-69-4	
1,2,3-Trichloropropane	**0.59 U**	ug/L	1.0	0.59	1		11/19/16 07:51	96-18-4	
Vinyl acetate	**1.0 U**	ug/L	2.0	1.0	1		11/19/16 07:51	108-05-4	
Vinyl chloride	**0.50 U**	ug/L	1.0	0.50	1		11/19/16 07:51	75-01-4	
Xylene (Total)	**1.5 U**	ug/L	3.0	1.5	1		11/19/16 07:51	1330-20-7	
Surrogates									
4-Bromofluorobenzene (S)	105	%	89-111		1		11/19/16 07:51	460-00-4	
1,2-Dichloroethane-d4 (S)	104	%	75-135		1		11/19/16 07:51	17060-07-0	
Toluene-d8 (S)	110	%	89-112		1		11/19/16 07:51	2037-26-5	

REPORT OF LABORATORY ANALYSIS

This report shall not be reproduced, except in full,
without the written consent of Pace Analytical Services, LLC.

Pace Analytical Services, LLC
8 East Tower Circle
Ormond Beach, FL 32174
(386)672-5668

ANALYTICAL RESULTS

Project: Tomoka LF Semi-annual MWs
Pace Project No.: 35276503

Sample: B73-1 Dup **Lab ID: 35276503002** Collected: 11/11/16 09:47 Received: 11/11/16 11:10 Matrix: Water

Parameters	Results	Units	PQL	MDL	DF	Prepared	Analyzed	CAS No.	Qual
2540C Total Dissolved Solids	Analytical Method: SM 2540C								
Total Dissolved Solids	**403**	mg/L	5.0	5.0	1		11/17/16 11:12		
300.0 IC Anions 28 Days	Analytical Method: EPA 300.0								
Chloride	**20.5**	mg/L	5.0	2.5	1		11/15/16 02:14	16887-00-6	
350.1 Ammonia	Analytical Method: EPA 350.1								
Nitrogen, Ammonia	**0.13**	mg/L	0.050	0.020	1		11/18/16 15:45	7664-41-7	
353.2 Nitrogen, NO2/NO3 unpres	Analytical Method: EPA 353.2								
Nitrogen, Nitrate	**0.037 I**	mg/L	0.040	0.010	1		11/12/16 12:04		

REPORT OF LABORATORY ANALYSIS

This report shall not be reproduced, except in full,
without the written consent of Pace Analytical Services, LLC.

Pace Analytical Services, LLC
8 East Tower Circle
Ormond Beach, FL 32174
(386)672-5668

ANALYTICAL RESULTS

Project: Tomoka LF Semi-annual MWs
Pace Project No.: 35276503

Sample: B73-1 **Lab ID: 35276503003** Collected: 11/11/16 09:47 Received: 11/11/16 11:10 Matrix: Water

Parameters	Results	Units	PQL	MDL	DF	Prepared	Analyzed	CAS No.	Qual
Field Data	Analytical Method:								
Field pH	**6.56**	Std. Units			1		11/11/16 09:47		
Field Temperature	**24.32**	deg C			1		11/11/16 09:47		
Appearance	**Color: yellow, Sheen: none**				1		11/11/16 09:47		
Field Specific Conductance	**760**	umhos/cm			1		11/11/16 09:47		
Oxygen, Dissolved	**0.13**	mg/L			1		11/11/16 09:47	7782-44-7	
REDOX	**-79.3**	mV			1		11/11/16 09:47		
Turbidity	**1.79**	NTU			1		11/11/16 09:47		
Water Level(NGVD)	**22.45**	feet			1		11/11/16 09:47		
8011 GCS EDB and DBCP	Analytical Method: EPA 8011 Preparation Method: EPA 8011								
1,2-Dibromo-3-chloropropane	**0.0049 U**	ug/L	0.020	0.0049	1	11/16/16 04:30	11/17/16 15:58	96-12-8	
1,2-Dibromoethane (EDB)	**0.0075 U**	ug/L	0.010	0.0075	1	11/16/16 04:30	11/17/16 15:58	106-93-4	
6010 MET ICP	Analytical Method: EPA 6010 Preparation Method: EPA 3010								
Arsenic	**5.0 U**	ug/L	10.0	5.0	1	11/19/16 08:26	11/20/16 17:52	7440-38-2	
Barium	**48.5**	ug/L	10.0	5.0	1	11/19/16 08:26	11/20/16 17:52	7440-39-3	
Beryllium	**0.50 U**	ug/L	1.0	0.50	1	11/19/16 08:26	11/20/16 17:52	7440-41-7	
Cadmium	**0.50 U**	ug/L	1.0	0.50	1	11/19/16 08:26	11/20/16 17:52	7440-43-9	
Chromium	**2.5 U**	ug/L	5.0	2.5	1	11/19/16 08:26	11/20/16 17:52	7440-47-3	
Cobalt	**5.0 U**	ug/L	10.0	5.0	1	11/19/16 08:26	11/20/16 17:52	7440-48-4	
Copper	**2.5 U**	ug/L	5.0	2.5	1	11/19/16 08:26	11/20/16 17:52	7440-50-8	
Iron	**11900**	ug/L	40.0	20.0	1	11/19/16 08:26	11/20/16 17:52	7439-89-6	
Lead	**5.0 U**	ug/L	10.0	5.0	1	11/19/16 08:26	11/20/16 17:52	7439-92-1	
Nickel	**2.5 U**	ug/L	5.0	2.5	1	11/19/16 08:26	11/20/16 17:52	7440-02-0	
Selenium	**7.5 U**	ug/L	15.0	7.5	1	11/19/16 08:26	11/20/16 17:52	7782-49-2	
Silver	**2.5 U**	ug/L	5.0	2.5	1	11/19/16 08:26	11/20/16 17:52	7440-22-4	
Sodium	**39.7**	mg/L	1.0	0.50	1	11/19/16 08:26	11/20/16 17:52	7440-23-5	
Vanadium	**5.0 U**	ug/L	10.0	5.0	1	11/19/16 08:26	11/20/16 17:52	7440-62-2	
Zinc	**10.0 U**	ug/L	20.0	10.0	1	11/19/16 08:26	11/20/16 17:52	7440-66-6	
6020 MET ICPMS	Analytical Method: EPA 6020 Preparation Method: EPA 3010								
Antimony	**0.50 U**	ug/L	1.0	0.50	1	11/19/16 00:00	11/21/16 19:07	7440-36-0	
Thallium	**0.50 U**	ug/L	1.0	0.50	1	11/19/16 00:00	11/21/16 19:07	7440-28-0	
7470 Mercury	Analytical Method: EPA 7470 Preparation Method: EPA 7470								
Mercury	**0.10 U**	ug/L	0.20	0.10	1	11/18/16 07:00	11/18/16 15:13	7439-97-6	
8260 MSV	Analytical Method: EPA 8260								
Acetone	**10.0 U**	ug/L	20.0	10.0	1		11/19/16 08:42	67-64-1	
Acrylonitrile	**5.0 U**	ug/L	10.0	5.0	1		11/19/16 08:42	107-13-1	
Benzene	**0.10 U**	ug/L	1.0	0.10	1		11/19/16 08:42	71-43-2	
Bromochloromethane	**0.50 U**	ug/L	1.0	0.50	1		11/19/16 08:42	74-97-5	
Bromodichloromethane	**0.27 U**	ug/L	0.60	0.27	1		11/19/16 08:42	75-27-4	

REPORT OF LABORATORY ANALYSIS

This report shall not be reproduced, except in full,
without the written consent of Pace Analytical Services, LLC.

Pace Analytical Services, LLC
8 East Tower Circle
Ormond Beach, FL 32174
(386)672-5668

ANALYTICAL RESULTS

Project: Tomoka LF Semi-annual MWs
Pace Project No.: 35276503

Sample: B73-1 **Lab ID: 35276503003** Collected: 11/11/16 09:47 Received: 11/11/16 11:10 Matrix: Water

Parameters	Results	Units	PQL	MDL	DF	Prepared	Analyzed	CAS No.	Qual
8260 MSV	Analytical Method: EPA 8260								
Bromoform	**0.50 U**	ug/L	1.0	0.50	1		11/19/16 08:42	75-25-2	
Bromomethane	**0.50 U**	ug/L	5.0	0.50	1		11/19/16 08:42	74-83-9	
2-Butanone (MEK)	**5.0 U**	ug/L	10.0	5.0	1		11/19/16 08:42	78-93-3	J(M1)
Carbon disulfide	**5.0 U**	ug/L	10.0	5.0	1		11/19/16 08:42	75-15-0	
Carbon tetrachloride	**0.50 U**	ug/L	1.0	0.50	1		11/19/16 08:42	56-23-5	
Chlorobenzene	**0.50 U**	ug/L	1.0	0.50	1		11/19/16 08:42	108-90-7	
Chloroethane	**0.50 U**	ug/L	10.0	0.50	1		11/19/16 08:42	75-00-3	
Chloroform	**0.50 U**	ug/L	1.0	0.50	1		11/19/16 08:42	67-66-3	
Chloromethane	**0.62 U**	ug/L	1.0	0.62	1		11/19/16 08:42	74-87-3	
Dibromochloromethane	**0.26 U**	ug/L	0.50	0.26	1		11/19/16 08:42	124-48-1	
Dibromomethane	**0.50 U**	ug/L	1.0	0.50	1		11/19/16 08:42	74-95-3	
1,2-Dichlorobenzene	**0.50 U**	ug/L	1.0	0.50	1		11/19/16 08:42	95-50-1	
1,4-Dichlorobenzene	**0.50 U**	ug/L	1.0	0.50	1		11/19/16 08:42	106-46-7	
trans-1,4-Dichloro-2-butene	**5.0 U**	ug/L	10.0	5.0	1		11/19/16 08:42	110-57-6	
1,1-Dichloroethane	**0.50 U**	ug/L	1.0	0.50	1		11/19/16 08:42	75-34-3	
1,2-Dichloroethane	**0.50 U**	ug/L	1.0	0.50	1		11/19/16 08:42	107-06-2	
1,1-Dichloroethene	**0.50 U**	ug/L	1.0	0.50	1		11/19/16 08:42	75-35-4	
cis-1,2-Dichloroethene	**0.50 U**	ug/L	1.0	0.50	1		11/19/16 08:42	156-59-2	
trans-1,2-Dichloroethene	**0.50 U**	ug/L	1.0	0.50	1		11/19/16 08:42	156-60-5	
1,2-Dichloropropane	**0.50 U**	ug/L	1.0	0.50	1		11/19/16 08:42	78-87-5	
cis-1,3-Dichloropropene	**0.25 U**	ug/L	0.50	0.25	1		11/19/16 08:42	10061-01-5	
trans-1,3-Dichloropropene	**0.25 U**	ug/L	0.50	0.25	1		11/19/16 08:42	10061-02-6	
Ethylbenzene	**0.50 U**	ug/L	1.0	0.50	1		11/19/16 08:42	100-41-4	
2-Hexanone	**5.0 U**	ug/L	10.0	5.0	1		11/19/16 08:42	591-78-6	
Iodomethane	**0.50 U**	ug/L	10.0	0.50	1		11/19/16 08:42	74-88-4	
Methylene Chloride	**2.5 U**	ug/L	5.0	2.5	1		11/19/16 08:42	75-09-2	
4-Methyl-2-pentanone (MIBK)	**5.0 U**	ug/L	10.0	5.0	1		11/19/16 08:42	108-10-1	
Styrene	**0.50 U**	ug/L	1.0	0.50	1		11/19/16 08:42	100-42-5	
1,1,1,2-Tetrachloroethane	**0.50 U**	ug/L	1.0	0.50	1		11/19/16 08:42	630-20-6	
1,1,2,2-Tetrachloroethane	**0.12 U**	ug/L	0.50	0.12	1		11/19/16 08:42	79-34-5	
Tetrachloroethene	**0.50 U**	ug/L	1.0	0.50	1		11/19/16 08:42	127-18-4	
Toluene	**0.50 U**	ug/L	1.0	0.50	1		11/19/16 08:42	108-88-3	
1,1,1-Trichloroethane	**0.50 U**	ug/L	1.0	0.50	1		11/19/16 08:42	71-55-6	
1,1,2-Trichloroethane	**0.50 U**	ug/L	1.0	0.50	1		11/19/16 08:42	79-00-5	
Trichloroethene	**0.50 U**	ug/L	1.0	0.50	1		11/19/16 08:42	79-01-6	
Trichlorofluoromethane	**0.50 U**	ug/L	1.0	0.50	1		11/19/16 08:42	75-69-4	
1,2,3-Trichloropropane	**0.59 U**	ug/L	1.0	0.59	1		11/19/16 08:42	96-18-4	
Vinyl acetate	**1.0 U**	ug/L	2.0	1.0	1		11/19/16 08:42	108-05-4	J(M1)
Vinyl chloride	**0.50 U**	ug/L	1.0	0.50	1		11/19/16 08:42	75-01-4	
Xylene (Total)	**1.5 U**	ug/L	3.0	1.5	1		11/19/16 08:42	1330-20-7	
Surrogates									
4-Bromofluorobenzene (S)	104	%	89-111		1		11/19/16 08:42	460-00-4	
1,2-Dichloroethane-d4 (S)	97	%	75-135		1		11/19/16 08:42	17060-07-0	
Toluene-d8 (S)	103	%	89-112		1		11/19/16 08:42	2037-26-5	

REPORT OF LABORATORY ANALYSIS

This report shall not be reproduced, except in full,
without the written consent of Pace Analytical Services, LLC.

Pace Analytical Services, LLC
8 East Tower Circle
Ormond Beach, FL 32174
(386)672-5668

ANALYTICAL RESULTS

Project: Tomoka LF Semi-annual MWs
Pace Project No.: 35276503

Sample: B73-1 **Lab ID: 35276503003** Collected: 11/11/16 09:47 Received: 11/11/16 11:10 Matrix: Water

Parameters	Results	Units	PQL	MDL	DF	Prepared	Analyzed	CAS No.	Qual
2540C Total Dissolved Solids	Analytical Method: SM 2540C								
Total Dissolved Solids	**412**	mg/L	5.0	5.0	1		11/17/16 11:12		
300.0 IC Anions 28 Days	Analytical Method: EPA 300.0								
Chloride	**20.5**	mg/L	5.0	2.5	1		11/15/16 02:36	16887-00-6	
350.1 Ammonia	Analytical Method: EPA 350.1								
Nitrogen, Ammonia	**0.13**	mg/L	0.050	0.020	1		11/18/16 15:57	7664-41-7	
353.2 Nitrogen, NO2/NO3 unpres	Analytical Method: EPA 353.2								
Nitrogen, Nitrate	**0.043**	mg/L	0.040	0.010	1		11/12/16 12:05		

REPORT OF LABORATORY ANALYSIS

This report shall not be reproduced, except in full,
without the written consent of Pace Analytical Services, LLC.

Pace Analytical Services, LLC
8 East Tower Circle
Ormond Beach, FL 32174
(386)672-5668

ANALYTICAL RESULTS

Project: Tomoka LF Semi-annual MWs
Pace Project No.: 35276503

Sample: B74-A **Lab ID: 35276503004** Collected: 11/11/16 10:37 Received: 11/11/16 11:10 Matrix: Water

Parameters	Results	Units	PQL	MDL	DF	Prepared	Analyzed	CAS No.	Qual
Field Data	Analytical Method:								
Field pH	**6.69**	Std. Units			1		11/11/16 10:37		
Field Temperature	**23.86**	deg C			1		11/11/16 10:37		
Appearance	**Color: yellow, Sheen: none**				1		11/11/16 10:37		
Field Specific Conductance	**751**	umhos/cm			1		11/11/16 10:37		
Oxygen, Dissolved	**0.12**	mg/L			1		11/11/16 10:37	7782-44-7	
REDOX	**-69.5**	mV			1		11/11/16 10:37		
Turbidity	**0.51**	NTU			1		11/11/16 10:37		
Water Level(NGVD)	**29.53**	feet			1		11/11/16 10:37		
8011 GCS EDB and DBCP	Analytical Method: EPA 8011 Preparation Method: EPA 8011								
1,2-Dibromo-3-chloropropane	**0.0049 U**	ug/L	0.020	0.0049	1	11/16/16 04:30	11/17/16 16:14	96-12-8	
1,2-Dibromoethane (EDB)	**0.0074 U**	ug/L	0.0099	0.0074	1	11/16/16 04:30	11/17/16 16:14	106-93-4	
6010 MET ICP	Analytical Method: EPA 6010 Preparation Method: EPA 3010								
Arsenic	**5.0 U**	ug/L	10.0	5.0	1	11/19/16 08:26	11/20/16 17:56	7440-38-2	
Barium	**42.8**	ug/L	10.0	5.0	1	11/19/16 08:26	11/20/16 17:56	7440-39-3	
Beryllium	**0.50 U**	ug/L	1.0	0.50	1	11/19/16 08:26	11/20/16 17:56	7440-41-7	
Cadmium	**0.50 U**	ug/L	1.0	0.50	1	11/19/16 08:26	11/20/16 17:56	7440-43-9	
Chromium	**2.5 U**	ug/L	5.0	2.5	1	11/19/16 08:26	11/20/16 17:56	7440-47-3	
Cobalt	**5.0 U**	ug/L	10.0	5.0	1	11/19/16 08:26	11/20/16 17:56	7440-48-4	
Copper	**2.5 U**	ug/L	5.0	2.5	1	11/19/16 08:26	11/20/16 17:56	7440-50-8	
Iron	**3440**	ug/L	40.0	20.0	1	11/19/16 08:26	11/20/16 17:56	7439-89-6	
Lead	**5.0 U**	ug/L	10.0	5.0	1	11/19/16 08:26	11/20/16 17:56	7439-92-1	
Nickel	**2.5 U**	ug/L	5.0	2.5	1	11/19/16 08:26	11/20/16 17:56	7440-02-0	
Selenium	**8.9 I**	ug/L	15.0	7.5	1	11/19/16 08:26	11/20/16 17:56	7782-49-2	
Silver	**2.5 U**	ug/L	5.0	2.5	1	11/19/16 08:26	11/20/16 17:56	7440-22-4	
Sodium	**41.8**	mg/L	1.0	0.50	1	11/19/16 08:26	11/20/16 17:56	7440-23-5	
Vanadium	**5.0 U**	ug/L	10.0	5.0	1	11/19/16 08:26	11/20/16 17:56	7440-62-2	
Zinc	**10.0 U**	ug/L	20.0	10.0	1	11/19/16 08:26	11/20/16 17:56	7440-66-6	
6020 MET ICPMS	Analytical Method: EPA 6020 Preparation Method: EPA 3010								
Antimony	**0.50 U**	ug/L	1.0	0.50	1	11/19/16 00:00	11/21/16 19:10	7440-36-0	
Thallium	**0.50 U**	ug/L	1.0	0.50	1	11/19/16 00:00	11/21/16 19:10	7440-28-0	
7470 Mercury	Analytical Method: EPA 7470 Preparation Method: EPA 7470								
Mercury	**0.10 U**	ug/L	0.20	0.10	1	11/18/16 07:00	11/18/16 15:15	7439-97-6	
8260 MSV	Analytical Method: EPA 8260								
Acetone	**10.0 U**	ug/L	20.0	10.0	1		11/19/16 09:08	67-64-1	
Acrylonitrile	**5.0 U**	ug/L	10.0	5.0	1		11/19/16 09:08	107-13-1	
Benzene	**0.10 U**	ug/L	1.0	0.10	1		11/19/16 09:08	71-43-2	
Bromochloromethane	**0.50 U**	ug/L	1.0	0.50	1		11/19/16 09:08	74-97-5	
Bromodichloromethane	**0.27 U**	ug/L	0.60	0.27	1		11/19/16 09:08	75-27-4	

REPORT OF LABORATORY ANALYSIS

This report shall not be reproduced, except in full,
without the written consent of Pace Analytical Services, LLC.

Pace Analytical Services, LLC
8 East Tower Circle
Ormond Beach, FL 32174
(386)672-5668

ANALYTICAL RESULTS

Project: Tomoka LF Semi-annual MWs
Pace Project No.: 35276503

Sample: B74-A **Lab ID: 35276503004** Collected: 11/11/16 10:37 Received: 11/11/16 11:10 Matrix: Water

Parameters	Results	Units	PQL	MDL	DF	Prepared	Analyzed	CAS No.	Qual
8260 MSV	Analytical Method: EPA 8260								
Bromoform	**0.50 U**	ug/L	1.0	0.50	1		11/19/16 09:08	75-25-2	
Bromomethane	**0.50 U**	ug/L	5.0	0.50	1		11/19/16 09:08	74-83-9	
2-Butanone (MEK)	**5.0 U**	ug/L	10.0	5.0	1		11/19/16 09:08	78-93-3	
Carbon disulfide	**5.0 U**	ug/L	10.0	5.0	1		11/19/16 09:08	75-15-0	
Carbon tetrachloride	**0.50 U**	ug/L	1.0	0.50	1		11/19/16 09:08	56-23-5	
Chlorobenzene	**0.50 U**	ug/L	1.0	0.50	1		11/19/16 09:08	108-90-7	
Chloroethane	**0.50 U**	ug/L	10.0	0.50	1		11/19/16 09:08	75-00-3	
Chloroform	**0.50 U**	ug/L	1.0	0.50	1		11/19/16 09:08	67-66-3	
Chloromethane	**0.62 U**	ug/L	1.0	0.62	1		11/19/16 09:08	74-87-3	
Dibromochloromethane	**0.26 U**	ug/L	0.50	0.26	1		11/19/16 09:08	124-48-1	
Dibromomethane	**0.50 U**	ug/L	1.0	0.50	1		11/19/16 09:08	74-95-3	
1,2-Dichlorobenzene	**0.50 U**	ug/L	1.0	0.50	1		11/19/16 09:08	95-50-1	
1,4-Dichlorobenzene	**0.50 U**	ug/L	1.0	0.50	1		11/19/16 09:08	106-46-7	
trans-1,4-Dichloro-2-butene	**5.0 U**	ug/L	10.0	5.0	1		11/19/16 09:08	110-57-6	
1,1-Dichloroethane	**0.50 U**	ug/L	1.0	0.50	1		11/19/16 09:08	75-34-3	
1,2-Dichloroethane	**0.50 U**	ug/L	1.0	0.50	1		11/19/16 09:08	107-06-2	
1,1-Dichloroethene	**0.50 U**	ug/L	1.0	0.50	1		11/19/16 09:08	75-35-4	
cis-1,2-Dichloroethene	**0.50 U**	ug/L	1.0	0.50	1		11/19/16 09:08	156-59-2	
trans-1,2-Dichloroethene	**0.50 U**	ug/L	1.0	0.50	1		11/19/16 09:08	156-60-5	
1,2-Dichloropropane	**0.50 U**	ug/L	1.0	0.50	1		11/19/16 09:08	78-87-5	
cis-1,3-Dichloropropene	**0.25 U**	ug/L	0.50	0.25	1		11/19/16 09:08	10061-01-5	
trans-1,3-Dichloropropene	**0.25 U**	ug/L	0.50	0.25	1		11/19/16 09:08	10061-02-6	
Ethylbenzene	**0.50 U**	ug/L	1.0	0.50	1		11/19/16 09:08	100-41-4	
2-Hexanone	**5.0 U**	ug/L	10.0	5.0	1		11/19/16 09:08	591-78-6	
Iodomethane	**0.50 U**	ug/L	10.0	0.50	1		11/19/16 09:08	74-88-4	
Methylene Chloride	**2.5 U**	ug/L	5.0	2.5	1		11/19/16 09:08	75-09-2	
4-Methyl-2-pentanone (MIBK)	**5.0 U**	ug/L	10.0	5.0	1		11/19/16 09:08	108-10-1	
Styrene	**0.50 U**	ug/L	1.0	0.50	1		11/19/16 09:08	100-42-5	
1,1,1,2-Tetrachloroethane	**0.50 U**	ug/L	1.0	0.50	1		11/19/16 09:08	630-20-6	
1,1,2,2-Tetrachloroethane	**0.12 U**	ug/L	0.50	0.12	1		11/19/16 09:08	79-34-5	
Tetrachloroethene	**0.50 U**	ug/L	1.0	0.50	1		11/19/16 09:08	127-18-4	
Toluene	**0.50 U**	ug/L	1.0	0.50	1		11/19/16 09:08	108-88-3	
1,1,1-Trichloroethane	**0.50 U**	ug/L	1.0	0.50	1		11/19/16 09:08	71-55-6	
1,1,2-Trichloroethane	**0.50 U**	ug/L	1.0	0.50	1		11/19/16 09:08	79-00-5	
Trichloroethene	**0.50 U**	ug/L	1.0	0.50	1		11/19/16 09:08	79-01-6	
Trichlorofluoromethane	**0.50 U**	ug/L	1.0	0.50	1		11/19/16 09:08	75-69-4	
1,2,3-Trichloropropane	**0.59 U**	ug/L	1.0	0.59	1		11/19/16 09:08	96-18-4	
Vinyl acetate	**1.0 U**	ug/L	2.0	1.0	1		11/19/16 09:08	108-05-4	
Vinyl chloride	**0.50 U**	ug/L	1.0	0.50	1		11/19/16 09:08	75-01-4	
Xylene (Total)	**1.5 U**	ug/L	3.0	1.5	1		11/19/16 09:08	1330-20-7	
Surrogates									
4-Bromofluorobenzene (S)	107	%	89-111		1		11/19/16 09:08	460-00-4	
1,2-Dichloroethane-d4 (S)	97	%	75-135		1		11/19/16 09:08	17060-07-0	
Toluene-d8 (S)	106	%	89-112		1		11/19/16 09:08	2037-26-5	

REPORT OF LABORATORY ANALYSIS

This report shall not be reproduced, except in full,
without the written consent of Pace Analytical Services, LLC.

Pace Analytical Services, LLC
8 East Tower Circle
Ormond Beach, FL 32174
(386)672-5668

ANALYTICAL RESULTS

Project: Tomoka LF Semi-annual MWs
Pace Project No.: 35276503

Sample: B74-A **Lab ID: 35276503004** Collected: 11/11/16 10:37 Received: 11/11/16 11:10 Matrix: Water

Parameters	Results	Units	PQL	MDL	DF	Prepared	Analyzed	CAS No.	Qual
2540C Total Dissolved Solids	Analytical Method: SM 2540C								
Total Dissolved Solids	**424**	mg/L	5.0	5.0	1		11/17/16 11:13		
300.0 IC Anions 28 Days	Analytical Method: EPA 300.0								
Chloride	**24.0**	mg/L	5.0	2.5	1		11/15/16 02:59	16887-00-6	
350.1 Ammonia	Analytical Method: EPA 350.1								
Nitrogen, Ammonia	**0.15**	mg/L	0.050	0.020	1		11/18/16 15:59	7664-41-7	
353.2 Nitrogen, NO2/NO3 unpres	Analytical Method: EPA 353.2								
Nitrogen, Nitrate	**0.018 I**	mg/L	0.040	0.010	1		11/12/16 12:07		

REPORT OF LABORATORY ANALYSIS

This report shall not be reproduced, except in full,
without the written consent of Pace Analytical Services, LLC.

Pace Analytical Services, LLC
8 East Tower Circle
Ormond Beach, FL 32174
(386)672-5668

ANALYTICAL RESULTS

Project: Tomoka LF Semi-annual MWs
Pace Project No.: 35276503

Sample: TRIP BLANK 11/11/16 **Lab ID: 35276503005** Collected: 11/11/16 00:01 Received: 11/11/16 11:10 Matrix: Water

Parameters	Results	Units	PQL	MDL	DF	Prepared	Analyzed	CAS No.	Qual
8260 MSV	Analytical Method: EPA 8260								
Acetone	**10.0 U**	ug/L	20.0	10.0	1		11/18/16 16:28	67-64-1	
Acrylonitrile	**5.0 U**	ug/L	10.0	5.0	1		11/18/16 16:28	107-13-1	
Benzene	**0.10 U**	ug/L	1.0	0.10	1		11/18/16 16:28	71-43-2	
Bromochloromethane	**0.50 U**	ug/L	1.0	0.50	1		11/18/16 16:28	74-97-5	
Bromodichloromethane	**0.27 U**	ug/L	0.60	0.27	1		11/18/16 16:28	75-27-4	
Bromoform	**0.50 U**	ug/L	1.0	0.50	1		11/18/16 16:28	75-25-2	
Bromomethane	**0.50 U**	ug/L	5.0	0.50	1		11/18/16 16:28	74-83-9	
2-Butanone (MEK)	**5.0 U**	ug/L	10.0	5.0	1		11/18/16 16:28	78-93-3	
Carbon disulfide	**5.0 U**	ug/L	10.0	5.0	1		11/18/16 16:28	75-15-0	
Carbon tetrachloride	**0.50 U**	ug/L	1.0	0.50	1		11/18/16 16:28	56-23-5	
Chlorobenzene	**0.50 U**	ug/L	1.0	0.50	1		11/18/16 16:28	108-90-7	
Chloroethane	**0.50 U**	ug/L	10.0	0.50	1		11/18/16 16:28	75-00-3	
Chloroform	**0.50 U**	ug/L	1.0	0.50	1		11/18/16 16:28	67-66-3	
Chloromethane	**0.62 U**	ug/L	1.0	0.62	1		11/18/16 16:28	74-87-3	
1,2-Dibromo-3-chloropropane	**1.0 U**	ug/L	2.0	1.0	1		11/18/16 16:28	96-12-8	
Dibromochloromethane	**0.26 U**	ug/L	0.50	0.26	1		11/18/16 16:28	124-48-1	
1,2-Dibromoethane (EDB)	**0.50 U**	ug/L	1.0	0.50	1		11/18/16 16:28	106-93-4	
Dibromomethane	**0.50 U**	ug/L	1.0	0.50	1		11/18/16 16:28	74-95-3	
1,2-Dichlorobenzene	**0.50 U**	ug/L	1.0	0.50	1		11/18/16 16:28	95-50-1	
1,4-Dichlorobenzene	**0.50 U**	ug/L	1.0	0.50	1		11/18/16 16:28	106-46-7	
trans-1,4-Dichloro-2-butene	**5.0 U**	ug/L	10.0	5.0	1		11/18/16 16:28	110-57-6	
1,1-Dichloroethane	**0.50 U**	ug/L	1.0	0.50	1		11/18/16 16:28	75-34-3	
1,2-Dichloroethane	**0.50 U**	ug/L	1.0	0.50	1		11/18/16 16:28	107-06-2	
1,1-Dichloroethene	**0.50 U**	ug/L	1.0	0.50	1		11/18/16 16:28	75-35-4	
cis-1,2-Dichloroethene	**0.50 U**	ug/L	1.0	0.50	1		11/18/16 16:28	156-59-2	
trans-1,2-Dichloroethene	**0.50 U**	ug/L	1.0	0.50	1		11/18/16 16:28	156-60-5	
1,2-Dichloropropane	**0.50 U**	ug/L	1.0	0.50	1		11/18/16 16:28	78-87-5	
cis-1,3-Dichloropropene	**0.25 U**	ug/L	0.50	0.25	1		11/18/16 16:28	10061-01-5	
trans-1,3-Dichloropropene	**0.25 U**	ug/L	0.50	0.25	1		11/18/16 16:28	10061-02-6	
Ethylbenzene	**0.50 U**	ug/L	1.0	0.50	1		11/18/16 16:28	100-41-4	
2-Hexanone	**5.0 U**	ug/L	10.0	5.0	1		11/18/16 16:28	591-78-6	
Iodomethane	**0.50 U**	ug/L	10.0	0.50	1		11/18/16 16:28	74-88-4	
Methylene Chloride	**2.5 U**	ug/L	5.0	2.5	1		11/18/16 16:28	75-09-2	
4-Methyl-2-pentanone (MIBK)	**5.0 U**	ug/L	10.0	5.0	1		11/18/16 16:28	108-10-1	
Styrene	**0.50 U**	ug/L	1.0	0.50	1		11/18/16 16:28	100-42-5	
1,1,1,2-Tetrachloroethane	**0.50 U**	ug/L	1.0	0.50	1		11/18/16 16:28	630-20-6	
1,1,2,2-Tetrachloroethane	**0.12 U**	ug/L	0.50	0.12	1		11/18/16 16:28	79-34-5	
Tetrachloroethene	**0.50 U**	ug/L	1.0	0.50	1		11/18/16 16:28	127-18-4	
Toluene	**0.50 U**	ug/L	1.0	0.50	1		11/18/16 16:28	108-88-3	
1,1,1-Trichloroethane	**0.50 U**	ug/L	1.0	0.50	1		11/18/16 16:28	71-55-6	
1,1,2-Trichloroethane	**0.50 U**	ug/L	1.0	0.50	1		11/18/16 16:28	79-00-5	
Trichloroethene	**0.50 U**	ug/L	1.0	0.50	1		11/18/16 16:28	79-01-6	
Trichlorofluoromethane	**0.50 U**	ug/L	1.0	0.50	1		11/18/16 16:28	75-69-4	
1,2,3-Trichloropropane	**0.59 U**	ug/L	1.0	0.59	1		11/18/16 16:28	96-18-4	
Vinyl acetate	**1.0 U**	ug/L	2.0	1.0	1		11/18/16 16:28	108-05-4	
Vinyl chloride	**0.50 U**	ug/L	1.0	0.50	1		11/18/16 16:28	75-01-4	

REPORT OF LABORATORY ANALYSIS

This report shall not be reproduced, except in full,
without the written consent of Pace Analytical Services, LLC.

Pace Analytical Services, LLC
8 East Tower Circle
Ormond Beach, FL 32174
(386)672-5668

ANALYTICAL RESULTS

Project: Tomoka LF Semi-annual MWs
Pace Project No.: 35276503

Sample: TRIP BLANK 11/11/16 **Lab ID: 35276503005** Collected: 11/11/16 00:01 Received: 11/11/16 11:10 Matrix: Water

Parameters	Results	Units	PQL	MDL	DF	Prepared	Analyzed	CAS No.	Qual
8260 MSV	Analytical Method: EPA 8260								
Xylene (Total)	**1.5 U**	ug/L	3.0	1.5	1		11/18/16 16:28	1330-20-7	
Surrogates									
4-Bromofluorobenzene (S)	92	%	89-111		1		11/18/16 16:28	460-00-4	
1,2-Dichloroethane-d4 (S)	102	%	75-135		1		11/18/16 16:28	17060-07-0	
Toluene-d8 (S)	98	%	89-112		1		11/18/16 16:28	2037-26-5	

REPORT OF LABORATORY ANALYSIS

This report shall not be reproduced, except in full,
without the written consent of Pace Analytical Services, LLC.

Pace Analytical Services, LLC
8 East Tower Circle
Ormond Beach, FL 32174
(386)672-5668

QUALITY CONTROL DATA

Project: Tomoka LF Semi-annual MWs
Pace Project No.: 35276503

QC Batch: 333280 Analysis Method: EPA 7470
QC Batch Method: EPA 7470 Analysis Description: 7470 Mercury
Associated Lab Samples: 35276503001, 35276503002, 35276503003, 35276503004

METHOD BLANK: 1784477 Matrix: Water
Associated Lab Samples: 35276503001, 35276503002, 35276503003, 35276503004

Parameter	Units	Blank Result	Reporting Limit	MDL	Analyzed	Qualifiers
Mercury	ug/L	0.10 U	0.20	0.10	11/18/16 14:38	

LABORATORY CONTROL SAMPLE: 1784478

Parameter	Units	Spike Conc.	LCS Result	LCS % Rec	% Rec Limits	Qualifiers
Mercury	ug/L	2	2.0	98	80-120	

MATRIX SPIKE & MATRIX SPIKE DUPLICATE: 1784479 1784480

Parameter	Units	35277558002 Result	MS Spike Conc.	MSD Spike Conc.	MS Result	MSD Result	MS % Rec	MSD % Rec	% Rec Limits	RPD	Max RPD	Qual
Mercury	ug/L	0.10 I	2	2	1.9	1.9	91	90	75-125	2	20	

Results presented on this page are in the units indicated by the "Units" column except where an alternate unit is presented to the right of the result.

REPORT OF LABORATORY ANALYSIS

This report shall not be reproduced, except in full,
without the written consent of Pace Analytical Services, LLC.

Pace Analytical Services, LLC
8 East Tower Circle
Ormond Beach, FL 32174
(386)672-5668

QUALITY CONTROL DATA

Project: Tomoka LF Semi-annual MWs
Pace Project No.: 35276503

QC Batch: 333596 Analysis Method: EPA 6010
QC Batch Method: EPA 3010 Analysis Description: 6010 MET
Associated Lab Samples: 35276503001, 35276503002, 35276503003, 35276503004

METHOD BLANK: 1786194 Matrix: Water
Associated Lab Samples: 35276503001, 35276503002, 35276503003, 35276503004

Parameter	Units	Blank Result	Reporting Limit	MDL	Analyzed	Qualifiers
Arsenic	ug/L	5.0 U	10.0	5.0	11/21/16 10:20	
Barium	ug/L	5.0 U	10.0	5.0	11/21/16 10:20	
Beryllium	ug/L	0.50 U	1.0	0.50	11/21/16 10:20	
Cadmium	ug/L	0.50 U	1.0	0.50	11/21/16 10:20	
Chromium	ug/L	2.5 U	5.0	2.5	11/21/16 10:20	
Cobalt	ug/L	5.0 U	10.0	5.0	11/21/16 10:20	
Copper	ug/L	2.5 U	5.0	2.5	11/21/16 10:20	
Iron	ug/L	20.0 U	40.0	20.0	11/21/16 10:20	
Lead	ug/L	5.0 U	10.0	5.0	11/21/16 10:20	
Nickel	ug/L	2.5 U	5.0	2.5	11/21/16 10:20	
Selenium	ug/L	7.5 U	15.0	7.5	11/21/16 10:20	
Silver	ug/L	2.5 U	5.0	2.5	11/21/16 10:20	
Sodium	mg/L	0.50 U	1.0	0.50	11/21/16 10:20	
Vanadium	ug/L	5.0 U	10.0	5.0	11/21/16 10:20	
Zinc	ug/L	10.0 U	20.0	10.0	11/21/16 10:20	

LABORATORY CONTROL SAMPLE: 1786195

Parameter	Units	Spike Conc.	LCS Result	LCS % Rec	% Rec Limits	Qualifiers
Arsenic	ug/L	250	245	98	80-120	
Barium	ug/L	250	252	101	80-120	
Beryllium	ug/L	25	25.5	102	80-120	
Cadmium	ug/L	25	26.3	105	80-120	
Chromium	ug/L	250	262	105	80-120	
Cobalt	ug/L	250	263	105	80-120	
Copper	ug/L	250	248	99	80-120	
Iron	ug/L	2500	2640	105	80-120	
Lead	ug/L	250	270	108	80-120	
Nickel	ug/L	250	268	107	80-120	
Selenium	ug/L	250	260	104	80-120	
Silver	ug/L	25	25.2	101	80-120	
Sodium	mg/L	12.5	13.4	107	80-120	
Vanadium	ug/L	250	252	101	80-120	
Zinc	ug/L	1250	1300	104	80-120	

Results presented on this page are in the units indicated by the "Units" column except where an alternate unit is presented to the right of the result.

REPORT OF LABORATORY ANALYSIS

This report shall not be reproduced, except in full,
without the written consent of Pace Analytical Services, LLC.

Pace Analytical Services, LLC
8 East Tower Circle
Ormond Beach, FL 32174
(386)672-5668

QUALITY CONTROL DATA

Project: Tomoka LF Semi-annual MWs
Pace Project No.: 35276503

MATRIX SPIKE & MATRIX SPIKE DUPLICATE: 1786196 1786197

Parameter	Units	35276801001 Result	MS Spike Conc.	MSD Spike Conc.	MS Result	MSD Result	MS % Rec	MSD % Rec	% Rec Limits	RPD	Max RPD	Qual
Arsenic	ug/L	5.0 U	250	250	244	244	98	98	75-125	0	20	
Barium	ug/L	78.5	250	250	326	316	99	95	75-125	3	20	
Beryllium	ug/L	0.50 U	25	25	25.4	24.9	100	98	75-125	2	20	
Cadmium	ug/L	0.50 U	25	25	25.3	25.3	101	101	75-125	0	20	
Chromium	ug/L	2.5 U	250	250	257	254	102	101	75-125	1	20	
Cobalt	ug/L	5.0 U	250	250	258	253	103	101	75-125	2	20	
Copper	ug/L	2.9 I	250	250	246	244	97	96	75-125	1	20	
Iron	ug/L	570	2500	2500	3130	3050	102	99	75-125	3	20	
Lead	ug/L	5.0 U	250	250	265	259	105	103	75-125	2	20	
Nickel	ug/L	2.5 U	250	250	262	258	104	102	75-125	2	20	
Selenium	ug/L	8.0 I	250	250	252	257	98	100	75-125	2	20	
Silver	ug/L	2.5 U	25	25	24.6	24.4	98	98	75-125	1	20	
Sodium	mg/L	8760 ug/L	12.5	12.5	21.8	21.0	104	98	75-125	4	20	
Vanadium	ug/L	5.0 U	250	250	248	244	99	97	75-125	2	20	
Zinc	ug/L	10.0 U	1250	1250	1270	1240	101	99	75-125	2	20	

MATRIX SPIKE & MATRIX SPIKE DUPLICATE: 1786198 1786199

Parameter	Units	35277558002 Result	MS Spike Conc.	MSD Spike Conc.	MS Result	MSD Result	MS % Rec	MSD % Rec	% Rec Limits	RPD	Max RPD	Qual
Arsenic	ug/L	5.0 U	250	250	246	250	98	99	75-125	2	20	
Barium	ug/L	8.6 I	250	250	259	262	100	102	75-125	1	20	
Beryllium	ug/L	0.50 U	25	25	25.4	26.0	101	104	75-125	2	20	
Cadmium	ug/L	0.50 U	25	25	25.9	26.3	104	105	75-125	1	20	
Chromium	ug/L	3.4 I	250	250	262	270	103	107	75-125	3	20	
Cobalt	ug/L	5.0 U	250	250	261	263	104	105	75-125	1	20	
Copper	ug/L	3.7 I	250	250	251	256	99	101	75-125	2	20	
Iron	ug/L	707	2500	2500	3300	3370	104	107	75-125	2	20	
Lead	ug/L	5.9 I	250	250	268	271	105	106	75-125	1	20	
Nickel	ug/L	2.5 U	250	250	265	268	105	106	75-125	1	20	
Selenium	ug/L	7.5 U	250	250	234	245	93	98	75-125	5	20	
Silver	ug/L	2.5 U	25	25	24.5	25.4	98	101	75-125	3	20	
Sodium	mg/L	16700 ug/L	12.5	12.5	29.4	30.0	101	106	75-125	2	20	
Vanadium	ug/L	39.1	250	250	287	294	99	102	75-125	2	20	
Zinc	ug/L	10.0 U	1250	1250	1280	1300	102	103	75-125	1	20	

Results presented on this page are in the units indicated by the "Units" column except where an alternate unit is presented to the right of the result.

REPORT OF LABORATORY ANALYSIS

This report shall not be reproduced, except in full,
without the written consent of Pace Analytical Services, LLC.

Pace Analytical Services, LLC
8 East Tower Circle
Ormond Beach, FL 32174
(386)672-5668

QUALITY CONTROL DATA

Project: Tomoka LF Semi-annual MWs
Pace Project No.: 35276503

QC Batch: 333597 Analysis Method: EPA 6020
QC Batch Method: EPA 3010 Analysis Description: 6020 MET
Associated Lab Samples: 35276503001, 35276503002, 35276503003, 35276503004

METHOD BLANK: 1786200 Matrix: Water
Associated Lab Samples: 35276503001, 35276503002, 35276503003, 35276503004

Parameter	Units	Blank Result	Reporting Limit	MDL	Analyzed	Qualifiers
Antimony	ug/L	0.50 U	1.0	0.50	11/21/16 18:53	
Thallium	ug/L	0.50 U	1.0	0.50	11/21/16 18:53	

LABORATORY CONTROL SAMPLE: 1786201

Parameter	Units	Spike Conc.	LCS Result	LCS % Rec	% Rec Limits	Qualifiers
Antimony	ug/L	50	44.9	90	80-120	
Thallium	ug/L	50	47.4	95	80-120	

MATRIX SPIKE & MATRIX SPIKE DUPLICATE: 1786202 1786203

Parameter	Units	35276503004 Result	MS Spike Conc.	MSD Spike Conc.	MS Result	MSD Result	MS % Rec	MSD % Rec	% Rec Limits	RPD	Max RPD	Qual
Antimony	ug/L	0.50 U	50	50	44.5	43.7	89	87	75-125	2	20	
Thallium	ug/L	0.50 U	50	50	49.0	48.3	98	97	75-125	1	20	

Results presented on this page are in the units indicated by the "Units" column except where an alternate unit is presented to the right of the result.

REPORT OF LABORATORY ANALYSIS

This report shall not be reproduced, except in full,
without the written consent of Pace Analytical Services, LLC.

Pace Analytical Services, LLC
8 East Tower Circle
Ormond Beach, FL 32174
(386)672-5668

QUALITY CONTROL DATA

Project: Tomoka LF Semi-annual MWs
Pace Project No.: 35276503

QC Batch: 333434 Analysis Method: EPA 8260
QC Batch Method: EPA 8260 Analysis Description: 8260 MSV
Associated Lab Samples: 35276503005

METHOD BLANK: 1785189 Matrix: Water
Associated Lab Samples: 35276503005

Parameter	Units	Blank Result	Reporting Limit	MDL	Analyzed	Qualifiers
1,1,1,2-Tetrachloroethane	ug/L	0.50 U	1.0	0.50	11/18/16 15:09	
1,1,1-Trichloroethane	ug/L	0.50 U	1.0	0.50	11/18/16 15:09	
1,1,2,2-Tetrachloroethane	ug/L	0.12 U	0.50	0.12	11/18/16 15:09	
1,1,2-Trichloroethane	ug/L	0.50 U	1.0	0.50	11/18/16 15:09	
1,1-Dichloroethane	ug/L	0.50 U	1.0	0.50	11/18/16 15:09	
1,1-Dichloroethene	ug/L	0.50 U	1.0	0.50	11/18/16 15:09	
1,2,3-Trichloropropane	ug/L	0.59 U	1.0	0.59	11/18/16 15:09	
1,2-Dibromo-3-chloropropane	ug/L	1.0 U	2.0	1.0	11/18/16 15:09	
1,2-Dibromoethane (EDB)	ug/L	0.50 U	1.0	0.50	11/18/16 15:09	
1,2-Dichlorobenzene	ug/L	0.50 U	1.0	0.50	11/18/16 15:09	
1,2-Dichloroethane	ug/L	0.50 U	1.0	0.50	11/18/16 15:09	
1,2-Dichloropropane	ug/L	0.50 U	1.0	0.50	11/18/16 15:09	
1,4-Dichlorobenzene	ug/L	0.50 U	1.0	0.50	11/18/16 15:09	
2-Butanone (MEK)	ug/L	5.0 U	10.0	5.0	11/18/16 15:09	
2-Hexanone	ug/L	5.0 U	10.0	5.0	11/18/16 15:09	
4-Methyl-2-pentanone (MIBK)	ug/L	5.0 U	10.0	5.0	11/18/16 15:09	
Acetone	ug/L	10.0 U	20.0	10.0	11/18/16 15:09	
Acrylonitrile	ug/L	5.0 U	10.0	5.0	11/18/16 15:09	
Benzene	ug/L	0.10 U	1.0	0.10	11/18/16 15:09	
Bromochloromethane	ug/L	0.50 U	1.0	0.50	11/18/16 15:09	
Bromodichloromethane	ug/L	0.27 U	0.60	0.27	11/18/16 15:09	
Bromoform	ug/L	0.50 U	1.0	0.50	11/18/16 15:09	
Bromomethane	ug/L	0.50 U	5.0	0.50	11/18/16 15:09	
Carbon disulfide	ug/L	5.0 U	10.0	5.0	11/18/16 15:09	
Carbon tetrachloride	ug/L	0.50 U	1.0	0.50	11/18/16 15:09	
Chlorobenzene	ug/L	0.50 U	1.0	0.50	11/18/16 15:09	
Chloroethane	ug/L	0.50 U	10.0	0.50	11/18/16 15:09	
Chloroform	ug/L	0.50 U	1.0	0.50	11/18/16 15:09	
Chloromethane	ug/L	0.62 U	1.0	0.62	11/18/16 15:09	
cis-1,2-Dichloroethene	ug/L	0.50 U	1.0	0.50	11/18/16 15:09	
cis-1,3-Dichloropropene	ug/L	0.25 U	0.50	0.25	11/18/16 15:09	
Dibromochloromethane	ug/L	0.26 U	0.50	0.26	11/18/16 15:09	
Dibromomethane	ug/L	0.50 U	1.0	0.50	11/18/16 15:09	
Ethylbenzene	ug/L	0.50 U	1.0	0.50	11/18/16 15:09	
Iodomethane	ug/L	0.50 U	10.0	0.50	11/18/16 15:09	
Methylene Chloride	ug/L	2.5 U	5.0	2.5	11/18/16 15:09	
Styrene	ug/L	0.50 U	1.0	0.50	11/18/16 15:09	
Tetrachloroethene	ug/L	0.50 U	1.0	0.50	11/18/16 15:09	
Toluene	ug/L	0.50 U	1.0	0.50	11/18/16 15:09	
trans-1,2-Dichloroethene	ug/L	0.50 U	1.0	0.50	11/18/16 15:09	
trans-1,3-Dichloropropene	ug/L	0.25 U	0.50	0.25	11/18/16 15:09	

Results presented on this page are in the units indicated by the "Units" column except where an alternate unit is presented to the right of the result.

REPORT OF LABORATORY ANALYSIS

This report shall not be reproduced, except in full,
without the written consent of Pace Analytical Services, LLC.

Pace Analytical Services, LLC
8 East Tower Circle
Ormond Beach, FL 32174
(386)672-5668

QUALITY CONTROL DATA

Project: Tomoka LF Semi-annual MWs
Pace Project No.: 35276503

METHOD BLANK: 1785189 Matrix: Water
Associated Lab Samples: 35276503005

Parameter	Units	Blank Result	Reporting Limit	MDL	Analyzed	Qualifiers
trans-1,4-Dichloro-2-butene	ug/L	5.0 U	10.0	5.0	11/18/16 15:09	
Trichloroethene	ug/L	0.50 U	1.0	0.50	11/18/16 15:09	
Trichlorofluoromethane	ug/L	0.50 U	1.0	0.50	11/18/16 15:09	
Vinyl acetate	ug/L	1.0 U	2.0	1.0	11/18/16 15:09	
Vinyl chloride	ug/L	0.50 U	1.0	0.50	11/18/16 15:09	
Xylene (Total)	ug/L	1.5 U	3.0	1.5	11/18/16 15:09	
1,2-Dichloroethane-d4 (S)	%	100	75-135		11/18/16 15:09	
4-Bromofluorobenzene (S)	%	92	89-111		11/18/16 15:09	
Toluene-d8 (S)	%	97	89-112		11/18/16 15:09	

LABORATORY CONTROL SAMPLE: 1785190

Parameter	Units	Spike Conc.	LCS Result	LCS % Rec	% Rec Limits	Qualifiers
1,1,1,2-Tetrachloroethane	ug/L	20	20.0	100	70-130	
1,1,1-Trichloroethane	ug/L	20	20.6	103	70-130	
1,1,2,2-Tetrachloroethane	ug/L	20	22.5	113	70-130	
1,1,2-Trichloroethane	ug/L	20	21.3	107	70-130	
1,1-Dichloroethane	ug/L	20	21.7	109	70-130	
1,1-Dichloroethene	ug/L	20	22.7	113	65-134	
1,2,3-Trichloropropane	ug/L	20	21.9	109	65-135	
1,2-Dibromo-3-chloropropane	ug/L	20	19.4	97	62-133	
1,2-Dibromoethane (EDB)	ug/L	20	20.5	102	70-130	
1,2-Dichlorobenzene	ug/L	20	22.7	113	70-130	
1,2-Dichloroethane	ug/L	20	21.8	109	70-130	
1,2-Dichloropropane	ug/L	20	21.4	107	70-130	
1,4-Dichlorobenzene	ug/L	20	23.2	116	70-130	
2-Butanone (MEK)	ug/L	40	38.6	97	61-129	
2-Hexanone	ug/L	40	41.3	103	68-131	
4-Methyl-2-pentanone (MIBK)	ug/L	40	40.8	102	70-130	
Acetone	ug/L	40	44.9	112	44-155	
Acrylonitrile	ug/L	200	204	102	59-138	
Benzene	ug/L	20	21.5	108	70-130	
Bromochloromethane	ug/L	20	21.3	106	70-130	
Bromodichloromethane	ug/L	20	21.4	107	70-130	
Bromoform	ug/L	20	20.3	102	62-129	
Bromomethane	ug/L	20	21.9	110	10-179	
Carbon disulfide	ug/L	20	18.2	91	40-156	
Carbon tetrachloride	ug/L	20	20.3	101	66-127	
Chlorobenzene	ug/L	20	21.1	106	70-130	
Chloroethane	ug/L	20	24.8	124	57-142	
Chloroform	ug/L	20	20.4	102	70-130	
Chloromethane	ug/L	20	24.7	124	45-150	
cis-1,2-Dichloroethene	ug/L	20	21.8	109	70-130	
cis-1,3-Dichloropropene	ug/L	20	20.9	104	70-130	

Results presented on this page are in the units indicated by the "Units" column except where an alternate unit is presented to the right of the result.

REPORT OF LABORATORY ANALYSIS

This report shall not be reproduced, except in full,
without the written consent of Pace Analytical Services, LLC.

Pace Analytical Services, LLC
8 East Tower Circle
Ormond Beach, FL 32174
(386)672-5668

QUALITY CONTROL DATA

Project: Tomoka LF Semi-annual MWs
Pace Project No.: 35276503

LABORATORY CONTROL SAMPLE: 1785190

Parameter	Units	Spike Conc.	LCS Result	LCS % Rec	% Rec Limits	Qualifiers
Dibromochloromethane	ug/L	20	21.1	105	70-130	
Dibromomethane	ug/L	20	20.1	100	70-130	
Ethylbenzene	ug/L	20	21.1	105	70-130	
Iodomethane	ug/L	40	39.9	100	21-150	
Methylene Chloride	ug/L	20	20.6	103	65-127	
Styrene	ug/L	20	21.3	107	70-130	
Tetrachloroethene	ug/L	20	18.4	92	48-155	
Toluene	ug/L	20	21.4	107	70-130	
trans-1,2-Dichloroethene	ug/L	20	21.7	109	68-126	
trans-1,3-Dichloropropene	ug/L	20	21.5	107	70-130	
trans-1,4-Dichloro-2-butene	ug/L	20	21.4	107	46-138	
Trichloroethene	ug/L	20	21.1	106	69-129	
Trichlorofluoromethane	ug/L	20	21.9	109	60-144	
Vinyl acetate	ug/L	20	21.0	105	70-130	
Vinyl chloride	ug/L	20	23.5	118	67-136	
Xylene (Total)	ug/L	60	63.4	106	70-130	
1,2-Dichloroethane-d4 (S)	%			100	75-135	
4-Bromofluorobenzene (S)	%			94	89-111	
Toluene-d8 (S)	%			98	89-112	

MATRIX SPIKE SAMPLE: 1786843

Parameter	Units	35276774007 Result	Spike Conc.	MS Result	MS % Rec	% Rec Limits	Qualifiers
1,1,1,2-Tetrachloroethane	ug/L	0.50 U	20	18.0	90	70-130	
1,1,1-Trichloroethane	ug/L	0.50 U	20	19.5	97	70-130	
1,1,2,2-Tetrachloroethane	ug/L	0.12 U	20	20.4	102	70-130	
1,1,2-Trichloroethane	ug/L	0.50 U	20	19.3	97	70-130	
1,1-Dichloroethane	ug/L	0.50 U	20	20.0	100	70-130	
1,1-Dichloroethene	ug/L	0.50 U	20	21.2	106	65-134	
1,2,3-Trichloropropane	ug/L	0.59 U	20	19.1	96	65-135	
1,2-Dibromo-3-chloropropane	ug/L	1.0 U	20	16.9	84	62-133	
1,2-Dibromoethane (EDB)	ug/L	0.50 U	20	18.6	93	70-130	
1,2-Dichlorobenzene	ug/L	0.50 U	20	19.1	96	70-130	
1,2-Dichloroethane	ug/L	0.50 U	20	19.5	97	70-130	
1,2-Dichloropropane	ug/L	0.50 U	20	19.5	98	70-130	
1,4-Dichlorobenzene	ug/L	0.50 U	20	19.8	99	70-130	
2-Butanone (MEK)	ug/L	5.0 U	40	42.0	105	61-129	
2-Hexanone	ug/L	5.0 U	40	42.8	107	68-131	
4-Methyl-2-pentanone (MIBK)	ug/L	5.0 U	40	40.9	102	70-130	
Acetone	ug/L	10.0 U	40	40.9	102	44-155	
Acrylonitrile	ug/L	5.0 U	200	188	94	59-138	
Benzene	ug/L	0.10 U	20	19.5	98	70-130	
Bromochloromethane	ug/L	0.50 U	20	19.4	97	70-130	
Bromodichloromethane	ug/L	0.27 U	20	19.5	97	70-130	
Bromoform	ug/L	0.50 U	20	18.1	90	62-129	

Results presented on this page are in the units indicated by the "Units" column except where an alternate unit is presented to the right of the result.

REPORT OF LABORATORY ANALYSIS

This report shall not be reproduced, except in full,
without the written consent of Pace Analytical Services, LLC.

Pace Analytical Services, LLC
8 East Tower Circle
Ormond Beach, FL 32174
(386)672-5668

QUALITY CONTROL DATA

Project: Tomoka LF Semi-annual MWs
Pace Project No.: 35276503

MATRIX SPIKE SAMPLE: 1786843

Parameter	Units	35276774007 Result	Spike Conc.	MS Result	MS % Rec	% Rec Limits	Qualifiers
Bromomethane	ug/L	0.50 U	20	17.4	87	10-179	
Carbon disulfide	ug/L	5.0 U	20	17.9	89	40-156	
Carbon tetrachloride	ug/L	0.50 U	20	19.1	96	66-127	
Chlorobenzene	ug/L	0.50 U	20	18.9	95	70-130	
Chloroethane	ug/L	0.50 U	20	28.1	141	57-142	
Chloroform	ug/L	0.50 U	20	19.6	98	70-130	
Chloromethane	ug/L	0.62 U	20	25.1	126	45-150	
cis-1,2-Dichloroethene	ug/L	0.50 U	20	19.8	99	70-130	
cis-1,3-Dichloropropene	ug/L	0.25 U	20	17.6	88	70-130	
Dibromochloromethane	ug/L	0.26 U	20	18.7	94	70-130	
Dibromomethane	ug/L	0.50 U	20	18.5	92	70-130	
Ethylbenzene	ug/L	0.50 U	20	18.8	94	70-130	
Iodomethane	ug/L	0.50 U	40	41.0	103	21-150	
Methylene Chloride	ug/L	2.5 U	20	16.2	81	65-127	
Styrene	ug/L	0.50 U	20	18.9	95	70-130	
Tetrachloroethene	ug/L	0.50 U	20	15.9	79	48-155	
Toluene	ug/L	0.50 U	20	19.6	98	70-130	
trans-1,2-Dichloroethene	ug/L	0.50 U	20	20.2	101	68-126	
trans-1,3-Dichloropropene	ug/L	0.25 U	20	17.1	86	70-130	
trans-1,4-Dichloro-2-butene	ug/L	5.0 U	20	13.7	69	46-138	
Trichloroethene	ug/L	0.50 U	20	19.4	97	69-129	
Trichlorofluoromethane	ug/L	0.50 U	20	24.7	124	60-144	
Vinyl acetate	ug/L	1.0 U	20	18.9	95	70-130	
Vinyl chloride	ug/L	0.50 U	20	26.2	129	67-136	
Xylene (Total)	ug/L	1.5 U	60	57.0	95	70-130	
1,2-Dichloroethane-d4 (S)	%				101	75-135	
4-Bromofluorobenzene (S)	%				93	89-111	
Toluene-d8 (S)	%				99	89-112	

SAMPLE DUPLICATE: 1786842

Parameter	Units	35276774001 Result	Dup Result	RPD	Max RPD	Qualifiers
1,1,1,2-Tetrachloroethane	ug/L	0.50 U	0.50 U		40	
1,1,1-Trichloroethane	ug/L	0.50 U	0.50 U		40	
1,1,2,2-Tetrachloroethane	ug/L	0.12 U	0.12 U		40	
1,1,2-Trichloroethane	ug/L	0.50 U	0.50 U		40	
1,1-Dichloroethane	ug/L	0.50 U	0.50 U		40	
1,1-Dichloroethene	ug/L	0.50 U	0.50 U		40	
1,2,3-Trichloropropane	ug/L	0.59 U	0.59 U		40	
1,2-Dibromo-3-chloropropane	ug/L	1.0 U	1.0 U		40	
1,2-Dibromoethane (EDB)	ug/L	0.50 U	0.50 U		40	
1,2-Dichlorobenzene	ug/L	0.50 U	0.50 U		40	
1,2-Dichloroethane	ug/L	0.50 U	0.50 U		40	
1,2-Dichloropropane	ug/L	0.50 U	0.50 U		40	
1,4-Dichlorobenzene	ug/L	0.50 U	0.50 U		40	

Results presented on this page are in the units indicated by the "Units" column except where an alternate unit is presented to the right of the result.

REPORT OF LABORATORY ANALYSIS

This report shall not be reproduced, except in full,
without the written consent of Pace Analytical Services, LLC.

Pace Analytical Services, LLC
8 East Tower Circle
Ormond Beach, FL 32174
(386)672-5668

QUALITY CONTROL DATA

Project: Tomoka LF Semi-annual MWs
Pace Project No.: 35276503

SAMPLE DUPLICATE: 1786842

Parameter	Units	35276774001 Result	Dup Result	RPD	Max RPD	Qualifiers
2-Butanone (MEK)	ug/L	5.0 U	5.0 U		40	
2-Hexanone	ug/L	5.0 U	5.0 U		40	
4-Methyl-2-pentanone (MIBK)	ug/L	5.0 U	5.0 U		40	
Acetone	ug/L	10.0 U	10.0 U		40	
Acrylonitrile	ug/L	5.0 U	5.0 U		40	
Benzene	ug/L	0.10 U	0.10 U		40	
Bromochloromethane	ug/L	0.50 U	0.50 U		40	
Bromodichloromethane	ug/L	0.27 U	0.27 U		40	
Bromoform	ug/L	0.50 U	0.50 U		40	
Bromomethane	ug/L	0.50 U	0.50 U		40	
Carbon disulfide	ug/L	5.0 U	5.0 U		40	
Carbon tetrachloride	ug/L	0.50 U	0.50 U		40	
Chlorobenzene	ug/L	0.50 U	0.50 U		40	
Chloroethane	ug/L	0.50 U	0.50 U		40	
Chloroform	ug/L	0.50 U	0.50 U		40	
Chloromethane	ug/L	0.62 U	0.62 U		40	
cis-1,2-Dichloroethene	ug/L	0.50 U	0.50 U		40	
cis-1,3-Dichloropropene	ug/L	0.25 U	0.25 U		40	
Dibromochloromethane	ug/L	0.26 U	0.26 U		40	
Dibromomethane	ug/L	0.50 U	0.50 U		40	
Ethylbenzene	ug/L	0.50 U	0.50 U		40	
Iodomethane	ug/L	0.50 U	0.50 U		40	
Methylene Chloride	ug/L	2.5 U	2.5 U		40	
Styrene	ug/L	0.50 U	0.50 U		40	
Tetrachloroethene	ug/L	0.50 U	0.50 U		40	
Toluene	ug/L	0.50 U	0.50 U		40	
trans-1,2-Dichloroethene	ug/L	0.50 U	0.50 U		40	
trans-1,3-Dichloropropene	ug/L	0.25 U	0.25 U		40	
trans-1,4-Dichloro-2-butene	ug/L	5.0 U	5.0 U		40	
Trichloroethene	ug/L	0.50 U	0.50 U		40	
Trichlorofluoromethane	ug/L	0.50 U	0.50 U		40	
Vinyl acetate	ug/L	1.0 U	1.0 U		40	
Vinyl chloride	ug/L	0.97 I	0.72 I		40	
Xylene (Total)	ug/L	1.5 U	1.5 U		40	
1,2-Dichloroethane-d4 (S)	%	102	101	1	40	
4-Bromofluorobenzene (S)	%	91	93	2	40	
Toluene-d8 (S)	%	99	98	1	40	

Results presented on this page are in the units indicated by the "Units" column except where an alternate unit is presented to the right of the result.

REPORT OF LABORATORY ANALYSIS

This report shall not be reproduced, except in full,
without the written consent of Pace Analytical Services, LLC.

Pace Analytical Services, LLC
8 East Tower Circle
Ormond Beach, FL 32174
(386)672-5668

QUALITY CONTROL DATA

Project: Tomoka LF Semi-annual MWs
Pace Project No.: 35276503

QC Batch: 333460 Analysis Method: EPA 8260
QC Batch Method: EPA 8260 Analysis Description: 8260 MSV
Associated Lab Samples: 35276503001, 35276503002, 35276503003, 35276503004

METHOD BLANK: 1785290 Matrix: Water
Associated Lab Samples: 35276503001, 35276503002, 35276503003, 35276503004

Parameter	Units	Blank Result	Reporting Limit	MDL	Analyzed	Qualifiers
1,1,1,2-Tetrachloroethane	ug/L	0.50 U	1.0	0.50	11/19/16 04:23	
1,1,1-Trichloroethane	ug/L	0.50 U	1.0	0.50	11/19/16 04:23	
1,1,2,2-Tetrachloroethane	ug/L	0.12 U	0.50	0.12	11/19/16 04:23	
1,1,2-Trichloroethane	ug/L	0.50 U	1.0	0.50	11/19/16 04:23	
1,1-Dichloroethane	ug/L	0.50 U	1.0	0.50	11/19/16 04:23	
1,1-Dichloroethene	ug/L	0.50 U	1.0	0.50	11/19/16 04:23	
1,2,3-Trichloropropane	ug/L	0.59 U	1.0	0.59	11/19/16 04:23	
1,2-Dichlorobenzene	ug/L	0.50 U	1.0	0.50	11/19/16 04:23	
1,2-Dichloroethane	ug/L	0.50 U	1.0	0.50	11/19/16 04:23	
1,2-Dichloropropane	ug/L	0.50 U	1.0	0.50	11/19/16 04:23	
1,4-Dichlorobenzene	ug/L	0.50 U	1.0	0.50	11/19/16 04:23	
2-Butanone (MEK)	ug/L	5.0 U	10.0	5.0	11/19/16 04:23	
2-Hexanone	ug/L	5.0 U	10.0	5.0	11/19/16 04:23	
4-Methyl-2-pentanone (MIBK)	ug/L	5.0 U	10.0	5.0	11/19/16 04:23	
Acetone	ug/L	10.0 U	20.0	10.0	11/19/16 04:23	
Acrylonitrile	ug/L	5.0 U	10.0	5.0	11/19/16 04:23	
Benzene	ug/L	0.10 U	1.0	0.10	11/19/16 04:23	
Bromochloromethane	ug/L	0.50 U	1.0	0.50	11/19/16 04:23	
Bromodichloromethane	ug/L	0.27 U	0.60	0.27	11/19/16 04:23	
Bromoform	ug/L	0.50 U	1.0	0.50	11/19/16 04:23	
Bromomethane	ug/L	0.50 U	5.0	0.50	11/19/16 04:23	
Carbon disulfide	ug/L	5.0 U	10.0	5.0	11/19/16 04:23	
Carbon tetrachloride	ug/L	0.50 U	1.0	0.50	11/19/16 04:23	
Chlorobenzene	ug/L	0.50 U	1.0	0.50	11/19/16 04:23	
Chloroethane	ug/L	0.50 U	10.0	0.50	11/19/16 04:23	
Chloroform	ug/L	0.50 U	1.0	0.50	11/19/16 04:23	
Chloromethane	ug/L	0.62 U	1.0	0.62	11/19/16 04:23	
cis-1,2-Dichloroethene	ug/L	0.50 U	1.0	0.50	11/19/16 04:23	
cis-1,3-Dichloropropene	ug/L	0.25 U	0.50	0.25	11/19/16 04:23	
Dibromochloromethane	ug/L	0.26 U	0.50	0.26	11/19/16 04:23	
Dibromomethane	ug/L	0.50 U	1.0	0.50	11/19/16 04:23	
Ethylbenzene	ug/L	0.50 U	1.0	0.50	11/19/16 04:23	
Iodomethane	ug/L	0.50 U	10.0	0.50	11/19/16 04:23	
Methylene Chloride	ug/L	2.5 U	5.0	2.5	11/19/16 04:23	
Styrene	ug/L	0.50 U	1.0	0.50	11/19/16 04:23	
Tetrachloroethene	ug/L	0.50 U	1.0	0.50	11/19/16 04:23	
Toluene	ug/L	0.50 U	1.0	0.50	11/19/16 04:23	
trans-1,2-Dichloroethene	ug/L	0.50 U	1.0	0.50	11/19/16 04:23	
trans-1,3-Dichloropropene	ug/L	0.25 U	0.50	0.25	11/19/16 04:23	
trans-1,4-Dichloro-2-butene	ug/L	5.0 U	10.0	5.0	11/19/16 04:23	
Trichloroethene	ug/L	0.50 U	1.0	0.50	11/19/16 04:23	

Results presented on this page are in the units indicated by the "Units" column except where an alternate unit is presented to the right of the result.

REPORT OF LABORATORY ANALYSIS

This report shall not be reproduced, except in full,
without the written consent of Pace Analytical Services, LLC.

Pace Analytical Services, LLC
8 East Tower Circle
Ormond Beach, FL 32174
(386)672-5668

QUALITY CONTROL DATA

Project: Tomoka LF Semi-annual MWs
Pace Project No.: 35276503

METHOD BLANK: 1785290 Matrix: Water
Associated Lab Samples: 35276503001, 35276503002, 35276503003, 35276503004

Parameter	Units	Blank Result	Reporting Limit	MDL	Analyzed	Qualifiers
Trichlorofluoromethane	ug/L	0.50 U	1.0	0.50	11/19/16 04:23	
Vinyl acetate	ug/L	1.0 U	2.0	1.0	11/19/16 04:23	
Vinyl chloride	ug/L	0.50 U	1.0	0.50	11/19/16 04:23	
Xylene (Total)	ug/L	1.5 U	3.0	1.5	11/19/16 04:23	
1,2-Dichloroethane-d4 (S)	%	96	75-135		11/19/16 04:23	
4-Bromofluorobenzene (S)	%	105	89-111		11/19/16 04:23	
Toluene-d8 (S)	%	102	89-112		11/19/16 04:23	

LABORATORY CONTROL SAMPLE: 1785291

Parameter	Units	Spike Conc.	LCS Result	LCS % Rec	% Rec Limits	Qualifiers
1,1,1,2-Tetrachloroethane	ug/L	20	21.1	106	70-130	
1,1,1-Trichloroethane	ug/L	20	20.0	100	70-130	
1,1,2,2-Tetrachloroethane	ug/L	20	19.3	97	70-130	
1,1,2-Trichloroethane	ug/L	20	22.1	110	70-130	
1,1-Dichloroethane	ug/L	20	20.4	102	70-130	
1,1-Dichloroethene	ug/L	20	23.2	116	65-134	
1,2,3-Trichloropropane	ug/L	20	17.7	89	65-135	
1,2-Dichlorobenzene	ug/L	20	21.0	105	70-130	
1,2-Dichloroethane	ug/L	20	20.5	103	70-130	
1,2-Dichloropropane	ug/L	20	20.3	101	70-130	
1,4-Dichlorobenzene	ug/L	20	22.2	111	70-130	
2-Butanone (MEK)	ug/L	40	32.0	80	61-129	
2-Hexanone	ug/L	40	47.7	119	68-131	
4-Methyl-2-pentanone (MIBK)	ug/L	40	40.0	100	70-130	
Acetone	ug/L	40	34.6	86	44-155	
Acrylonitrile	ug/L	200	212	106	59-138	
Benzene	ug/L	20	19.9	99	70-130	
Bromochloromethane	ug/L	20	21.6	108	70-130	
Bromodichloromethane	ug/L	20	20.3	102	70-130	
Bromoform	ug/L	20	19.7	99	62-129	
Bromomethane	ug/L	20	15.8	79	10-179	
Carbon disulfide	ug/L	20	14.7	73	40-156	
Carbon tetrachloride	ug/L	20	20.8	104	66-127	
Chlorobenzene	ug/L	20	22.9	114	70-130	
Chloroethane	ug/L	20	23.7	119	57-142	
Chloroform	ug/L	20	19.8	99	70-130	
Chloromethane	ug/L	20	18.4	92	45-150	
cis-1,2-Dichloroethene	ug/L	20	20.5	103	70-130	
cis-1,3-Dichloropropene	ug/L	20	19.2	96	70-130	
Dibromochloromethane	ug/L	20	20.6	103	70-130	
Dibromomethane	ug/L	20	20.7	103	70-130	
Ethylbenzene	ug/L	20	21.9	110	70-130	
Iodomethane	ug/L	40	31.7	79	21-150	

Results presented on this page are in the units indicated by the "Units" column except where an alternate unit is presented to the right of the result.

REPORT OF LABORATORY ANALYSIS

This report shall not be reproduced, except in full,
without the written consent of Pace Analytical Services, LLC.

Pace Analytical Services, LLC
8 East Tower Circle
Ormond Beach, FL 32174
(386)672-5668

QUALITY CONTROL DATA

Project: Tomoka LF Semi-annual MWs
Pace Project No.: 35276503

LABORATORY CONTROL SAMPLE: 1785291

Parameter	Units	Spike Conc.	LCS Result	LCS % Rec	% Rec Limits	Qualifiers
Methylene Chloride	ug/L	20	19.8	99	65-127	
Styrene	ug/L	20	20.8	104	70-130	
Tetrachloroethene	ug/L	20	22.4	112	48-155	
Toluene	ug/L	20	21.7	108	70-130	
trans-1,2-Dichloroethene	ug/L	20	20.7	104	68-126	
trans-1,3-Dichloropropene	ug/L	20	19.1	96	70-130	
trans-1,4-Dichloro-2-butene	ug/L	20	20.5	102	46-138	
Trichloroethene	ug/L	20	22.2	111	69-129	
Trichlorofluoromethane	ug/L	20	22.4	112	60-144	
Vinyl acetate	ug/L	20	17.6	88	70-130	
Vinyl chloride	ug/L	20	21.2	106	67-136	
Xylene (Total)	ug/L	60	64.7	108	70-130	
1,2-Dichloroethane-d4 (S)	%			95	75-135	
4-Bromofluorobenzene (S)	%			105	89-111	
Toluene-d8 (S)	%			96	89-112	

MATRIX SPIKE SAMPLE: 1787527

Parameter	Units	35276503003 Result	Spike Conc.	MS Result	MS % Rec	% Rec Limits	Qualifiers
1,1,1,2-Tetrachloroethane	ug/L	0.50 U	20	20.6	103	70-130	
1,1,1-Trichloroethane	ug/L	0.50 U	20	18.6	93	70-130	
1,1,2,2-Tetrachloroethane	ug/L	0.12 U	20	17.7	88	70-130	
1,1,2-Trichloroethane	ug/L	0.50 U	20	19.6	98	70-130	
1,1-Dichloroethane	ug/L	0.50 U	20	19.6	98	70-130	
1,1-Dichloroethene	ug/L	0.50 U	20	23.7	119	65-134	
1,2,3-Trichloropropane	ug/L	0.59 U	20	16.3	81	65-135	
1,2-Dichlorobenzene	ug/L	0.50 U	20	18.9	94	70-130	
1,2-Dichloroethane	ug/L	0.50 U	20	18.1	90	70-130	
1,2-Dichloropropane	ug/L	0.50 U	20	18.1	91	70-130	
1,4-Dichlorobenzene	ug/L	0.50 U	20	19.7	98	70-130	
2-Butanone (MEK)	ug/L	5.0 U	40	23.9	60	61-129	J(M1)
2-Hexanone	ug/L	5.0 U	40	35.4	88	68-131	
4-Methyl-2-pentanone (MIBK)	ug/L	5.0 U	40	32.0	80	70-130	
Acetone	ug/L	10.0 U	40	21.7	54	44-155	
Acrylonitrile	ug/L	5.0 U	200	162	81	59-138	
Benzene	ug/L	0.10 U	20	18.2	91	70-130	
Bromochloromethane	ug/L	0.50 U	20	20.5	102	70-130	
Bromodichloromethane	ug/L	0.27 U	20	18.9	95	70-130	
Bromoform	ug/L	0.50 U	20	16.9	85	62-129	
Bromomethane	ug/L	0.50 U	20	13.6	68	10-179	
Carbon disulfide	ug/L	5.0 U	20	17.2	85	40-156	
Carbon tetrachloride	ug/L	0.50 U	20	20.5	102	66-127	
Chlorobenzene	ug/L	0.50 U	20	21.9	109	70-130	
Chloroethane	ug/L	0.50 U	20	22.0	110	57-142	
Chloroform	ug/L	0.50 U	20	17.7	88	70-130	

Results presented on this page are in the units indicated by the "Units" column except where an alternate unit is presented to the right of the result.

REPORT OF LABORATORY ANALYSIS

This report shall not be reproduced, except in full,
without the written consent of Pace Analytical Services, LLC.

Pace Analytical Services, LLC
8 East Tower Circle
Ormond Beach, FL 32174
(386)672-5668

QUALITY CONTROL DATA

Project: Tomoka LF Semi-annual MWs
Pace Project No.: 35276503

MATRIX SPIKE SAMPLE: 1787527

Parameter	Units	35276503003 Result	Spike Conc.	MS Result	MS % Rec	% Rec Limits	Qualifiers
Chloromethane	ug/L	0.62 U	20	15.7	79	45-150	
cis-1,2-Dichloroethene	ug/L	0.50 U	20	17.6	88	70-130	
cis-1,3-Dichloropropene	ug/L	0.25 U	20	14.9	74	70-130	
Dibromochloromethane	ug/L	0.26 U	20	18.1	90	70-130	
Dibromomethane	ug/L	0.50 U	20	17.7	88	70-130	
Ethylbenzene	ug/L	0.50 U	20	20.4	102	70-130	
Iodomethane	ug/L	0.50 U	40	28.6	71	21-150	
Methylene Chloride	ug/L	2.5 U	20	18.2	91	65-127	
Styrene	ug/L	0.50 U	20	19.7	99	70-130	
Tetrachloroethene	ug/L	0.50 U	20	18.7	94	48-155	
Toluene	ug/L	0.50 U	20	20.3	102	70-130	
trans-1,2-Dichloroethene	ug/L	0.50 U	20	19.6	98	68-126	
trans-1,3-Dichloropropene	ug/L	0.25 U	20	16.4	82	70-130	
trans-1,4-Dichloro-2-butene	ug/L	5.0 U	20	13.8	69	46-138	
Trichloroethene	ug/L	0.50 U	20	20.6	103	69-129	
Trichlorofluoromethane	ug/L	0.50 U	20	22.9	114	60-144	
Vinyl acetate	ug/L	1.0 U	20	13.3	67	70-130	J(M1)
Vinyl chloride	ug/L	0.50 U	20	19.2	96	67-136	
Xylene (Total)	ug/L	1.5 U	60	59.1	98	70-130	
1,2-Dichloroethane-d4 (S)	%				95	75-135	
4-Bromofluorobenzene (S)	%				108	89-111	
Toluene-d8 (S)	%				99	89-112	

SAMPLE DUPLICATE: 1787526

Parameter	Units	35276503002 Result	Dup Result	RPD	Max RPD	Qualifiers
1,1,1,2-Tetrachloroethane	ug/L	0.50 U	0.50 U		40	
1,1,1-Trichloroethane	ug/L	0.50 U	0.50 U		40	
1,1,2,2-Tetrachloroethane	ug/L	0.12 U	0.12 U		40	
1,1,2-Trichloroethane	ug/L	0.50 U	0.50 U		40	
1,1-Dichloroethane	ug/L	0.50 U	0.50 U		40	
1,1-Dichloroethene	ug/L	0.50 U	0.50 U		40	
1,2,3-Trichloropropane	ug/L	0.59 U	0.59 U		40	
1,2-Dichlorobenzene	ug/L	0.50 U	0.50 U		40	
1,2-Dichloroethane	ug/L	0.50 U	0.50 U		40	
1,2-Dichloropropane	ug/L	0.50 U	0.50 U		40	
1,4-Dichlorobenzene	ug/L	0.50 U	0.50 U		40	
2-Butanone (MEK)	ug/L	5.0 U	5.0 U		40	
2-Hexanone	ug/L	5.0 U	5.0 U		40	
4-Methyl-2-pentanone (MIBK)	ug/L	5.0 U	5.0 U		40	
Acetone	ug/L	10.0 U	10.0 U		40	
Acrylonitrile	ug/L	5.0 U	5.0 U		40	
Benzene	ug/L	0.10 U	0.10 U		40	
Bromochloromethane	ug/L	0.50 U	0.50 U		40	
Bromodichloromethane	ug/L	0.27 U	0.27 U		40	

Results presented on this page are in the units indicated by the "Units" column except where an alternate unit is presented to the right of the result.

REPORT OF LABORATORY ANALYSIS

This report shall not be reproduced, except in full,
without the written consent of Pace Analytical Services, LLC.

Pace Analytical Services, LLC
8 East Tower Circle
Ormond Beach, FL 32174
(386)672-5668

QUALITY CONTROL DATA

Project: Tomoka LF Semi-annual MWs
Pace Project No.: 35276503

SAMPLE DUPLICATE: 1787526

Parameter	Units	35276503002 Result	Dup Result	RPD	Max RPD	Qualifiers
Bromoform	ug/L	0.50 U	0.50 U		40	
Bromomethane	ug/L	0.50 U	0.50 U		40	
Carbon disulfide	ug/L	5.0 U	5.0 U		40	
Carbon tetrachloride	ug/L	0.50 U	0.50 U		40	
Chlorobenzene	ug/L	0.50 U	0.50 U		40	
Chloroethane	ug/L	0.50 U	0.50 U		40	
Chloroform	ug/L	0.50 U	0.50 U		40	
Chloromethane	ug/L	0.62 U	0.62 U		40	
cis-1,2-Dichloroethene	ug/L	0.50 U	0.50 U		40	
cis-1,3-Dichloropropene	ug/L	0.25 U	0.25 U		40	
Dibromochloromethane	ug/L	0.26 U	0.26 U		40	
Dibromomethane	ug/L	0.50 U	0.50 U		40	
Ethylbenzene	ug/L	0.50 U	0.50 U		40	
Iodomethane	ug/L	0.50 U	0.50 U		40	
Methylene Chloride	ug/L	2.5 U	2.5 U		40	
Styrene	ug/L	0.50 U	0.50 U		40	
Tetrachloroethene	ug/L	0.50 U	0.50 U		40	
Toluene	ug/L	0.50 U	0.50 U		40	
trans-1,2-Dichloroethene	ug/L	0.50 U	0.50 U		40	
trans-1,3-Dichloropropene	ug/L	0.25 U	0.25 U		40	
trans-1,4-Dichloro-2-butene	ug/L	5.0 U	5.0 U		40	
Trichloroethene	ug/L	0.50 U	0.50 U		40	
Trichlorofluoromethane	ug/L	0.50 U	0.50 U		40	
Vinyl acetate	ug/L	1.0 U	1.0 U		40	
Vinyl chloride	ug/L	0.50 U	0.50 U		40	
Xylene (Total)	ug/L	1.5 U	1.5 U		40	
1,2-Dichloroethane-d4 (S)	%	104	99	5	40	
4-Bromofluorobenzene (S)	%	105	106	1	40	
Toluene-d8 (S)	%	110	106	4	40	

Results presented on this page are in the units indicated by the "Units" column except where an alternate unit is presented to the right of the result.

REPORT OF LABORATORY ANALYSIS

This report shall not be reproduced, except in full,
without the written consent of Pace Analytical Services, LLC.

Pace Analytical Services, LLC
8 East Tower Circle
Ormond Beach, FL 32174
(386)672-5668

QUALITY CONTROL DATA

Project: Tomoka LF Semi-annual MWs
Pace Project No.: 35276503

QC Batch: 332307 Analysis Method: EPA 8011
QC Batch Method: EPA 8011 Analysis Description: 8011 EDB DBCP
Associated Lab Samples: 35276503001, 35276503002, 35276503003, 35276503004

METHOD BLANK: 1777780 Matrix: Water
Associated Lab Samples: 35276503001, 35276503002, 35276503003, 35276503004

Parameter	Units	Blank Result	Reporting Limit	MDL	Analyzed	Qualifiers
1,2-Dibromo-3-chloropropane	ug/L	0.0049 U	0.020	0.0049	11/18/16 17:57	
1,2-Dibromoethane (EDB)	ug/L	0.0075 U	0.010	0.0075	11/18/16 17:57	

LABORATORY CONTROL SAMPLE: 1777781

Parameter	Units	Spike Conc.	LCS Result	LCS % Rec	% Rec Limits	Qualifiers
1,2-Dibromo-3-chloropropane	ug/L	.25	0.17	68	60-140	
1,2-Dibromoethane (EDB)	ug/L	.25	0.23	92	60-140	

MATRIX SPIKE & MATRIX SPIKE DUPLICATE: 1778026 1778027

Parameter	Units	35276503001 Result	MS Spike Conc.	MSD Spike Conc.	MS Result	MSD Result	MS % Rec	MSD % Rec	% Rec Limits	RPD	Max RPD	Qual
1,2-Dibromo-3-chloropropane	ug/L	0.0048 U	.44	.44	0.53	0.55	121	125	60-140	3	40	
1,2-Dibromoethane (EDB)	ug/L	0.0074 U	.44	.44	0.54	0.58	122	133	60-140	8	40	

Results presented on this page are in the units indicated by the "Units" column except where an alternate unit is presented to the right of the result.

REPORT OF LABORATORY ANALYSIS

This report shall not be reproduced, except in full,
without the written consent of Pace Analytical Services, LLC.

Pace Analytical Services, LLC
8 East Tower Circle
Ormond Beach, FL 32174
(386)672-5668

QUALITY CONTROL DATA

Project: Tomoka LF Semi-annual MWs
Pace Project No.: 35276503

QC Batch: 333018 Analysis Method: SM 2540C
QC Batch Method: SM 2540C Analysis Description: 2540C Total Dissolved Solids
Associated Lab Samples: 35276503001, 35276503002, 35276503003, 35276503004

METHOD BLANK: 1782635 Matrix: Water
Associated Lab Samples: 35276503001, 35276503002, 35276503003, 35276503004

Parameter	Units	Blank Result	Reporting Limit	MDL	Analyzed	Qualifiers
Total Dissolved Solids	mg/L	5.0 U	5.0	5.0	11/17/16 11:11	

LABORATORY CONTROL SAMPLE: 1782636

Parameter	Units	Spike Conc.	LCS Result	LCS % Rec	% Rec Limits	Qualifiers
Total Dissolved Solids	mg/L	300	302	101	90-110	

SAMPLE DUPLICATE: 1782637

Parameter	Units	35276503001 Result	Dup Result	RPD	Max RPD	Qualifiers
Total Dissolved Solids	mg/L	24.0	13.0	59	5	J(D6)

SAMPLE DUPLICATE: 1782638

Parameter	Units	35276651001 Result	Dup Result	RPD	Max RPD	Qualifiers
Total Dissolved Solids	mg/L	17400	17100	2	5	

Results presented on this page are in the units indicated by the "Units" column except where an alternate unit is presented to the right of the result.

REPORT OF LABORATORY ANALYSIS

This report shall not be reproduced, except in full,
without the written consent of Pace Analytical Services, LLC.

Pace Analytical Services, LLC
8 East Tower Circle
Ormond Beach, FL 32174
(386)672-5668

QUALITY CONTROL DATA

Project: Tomoka LF Semi-annual MWs
Pace Project No.: 35276503

QC Batch: 332059 Analysis Method: EPA 300.0
QC Batch Method: EPA 300.0 Analysis Description: 300.0 IC Anions
Associated Lab Samples: 35276503001, 35276503002, 35276503003, 35276503004

METHOD BLANK: 1776803 Matrix: Water
Associated Lab Samples: 35276503001, 35276503002, 35276503003, 35276503004

Parameter	Units	Blank Result	Reporting Limit	MDL	Analyzed	Qualifiers
Chloride	mg/L	2.5 U	5.0	2.5	11/14/16 18:23	

LABORATORY CONTROL SAMPLE: 1776804

Parameter	Units	Spike Conc.	LCS Result	LCS % Rec	% Rec Limits	Qualifiers
Chloride	mg/L	50	49.2	98	90-110	

MATRIX SPIKE & MATRIX SPIKE DUPLICATE: 1776805 1776806

Parameter	Units	35276356001 Result	MS Spike Conc.	MSD Spike Conc.	MS Result	MSD Result	MS % Rec	MSD % Rec	% Rec Limits	RPD	Max RPD	Qual
Chloride	mg/L	29.1	50	50	79.7	76.4	101	95	90-110	4	20	

MATRIX SPIKE & MATRIX SPIKE DUPLICATE: 1776807 1776808

Parameter	Units	35276356006 Result	MS Spike Conc.	MSD Spike Conc.	MS Result	MSD Result	MS % Rec	MSD % Rec	% Rec Limits	RPD	Max RPD	Qual
Chloride	mg/L	16.0	50	50	65.0	61.5	98	91	90-110	5	20	

Results presented on this page are in the units indicated by the "Units" column except where an alternate unit is presented to the right of the result.

REPORT OF LABORATORY ANALYSIS

This report shall not be reproduced, except in full,
without the written consent of Pace Analytical Services, LLC.

Pace Analytical Services, LLC
8 East Tower Circle
Ormond Beach, FL 32174
(386)672-5668

QUALITY CONTROL DATA

Project: Tomoka LF Semi-annual MWs
Pace Project No.: 35276503

QC Batch: 333443 Analysis Method: EPA 350.1
QC Batch Method: EPA 350.1 Analysis Description: 350.1 Ammonia
Associated Lab Samples: 35276503001, 35276503002, 35276503003, 35276503004

METHOD BLANK: 1785214 Matrix: Water
Associated Lab Samples: 35276503001, 35276503002, 35276503003, 35276503004

Parameter	Units	Blank Result	Reporting Limit	MDL	Analyzed	Qualifiers
Nitrogen, Ammonia	mg/L	0.020 U	0.050	0.020	11/18/16 15:32	

LABORATORY CONTROL SAMPLE: 1785215

Parameter	Units	Spike Conc.	LCS Result	LCS % Rec	% Rec Limits	Qualifiers
Nitrogen, Ammonia	mg/L	1	1.1	108	90-110	

MATRIX SPIKE SAMPLE: 1785217

Parameter	Units	35276503001 Result	Spike Conc.	MS Result	MS % Rec	% Rec Limits	Qualifiers
Nitrogen, Ammonia	mg/L	0.020 U	1	1.0	101	90-110	

SAMPLE DUPLICATE: 1785216

Parameter	Units	35276503001 Result	Dup Result	RPD	Max RPD	Qualifiers
Nitrogen, Ammonia	mg/L	0.020 U	0.020 U		20	

Results presented on this page are in the units indicated by the "Units" column except where an alternate unit is presented to the right of the result.

REPORT OF LABORATORY ANALYSIS

This report shall not be reproduced, except in full,
without the written consent of Pace Analytical Services, LLC.

Pace Analytical Services, LLC
8 East Tower Circle
Ormond Beach, FL 32174
(386)672-5668

QUALITY CONTROL DATA

Project: Tomoka LF Semi-annual MWs
Pace Project No.: 35276503

QC Batch: 331935 Analysis Method: EPA 353.2
QC Batch Method: EPA 353.2 Analysis Description: 353.2 Nitrate + Nitrite, Unpres.
Associated Lab Samples: 35276503001, 35276503002, 35276503003, 35276503004

METHOD BLANK: 1775973 Matrix: Water
Associated Lab Samples: 35276503001, 35276503002, 35276503003, 35276503004

Parameter	Units	Blank Result	Reporting Limit	MDL	Analyzed	Qualifiers
Nitrogen, Nitrate	mg/L	0.010 U	0.040	0.010	11/12/16 11:53	

SAMPLE DUPLICATE: 1775975

Parameter	Units	35276499009 Result	Dup Result	RPD	Max RPD	Qualifiers
Nitrogen, Nitrate	mg/L	18.6	18.4	1	20	Q

SAMPLE DUPLICATE: 1775977

Parameter	Units	35276546001 Result	Dup Result	RPD	Max RPD	Qualifiers
Nitrogen, Nitrate	mg/L	0.010 U	0.010 U		20	

Results presented on this page are in the units indicated by the "Units" column except where an alternate unit is presented to the right of the result.

REPORT OF LABORATORY ANALYSIS

This report shall not be reproduced, except in full,
without the written consent of Pace Analytical Services, LLC.

Pace Analytical Services, LLC
8 East Tower Circle
Ormond Beach, FL 32174
(386)672-5668

QUALIFIERS

Project: Tomoka LF Semi-annual MWs
Pace Project No.: 35276503

DEFINITIONS

DF - Dilution Factor, if reported, represents the factor applied to the reported data due to dilution of the sample aliquot.

ND - Not Detected at or above adjusted reporting limit.

MDL - Adjusted Method Detection Limit.

PQL - Practical Quantitation Limit.

RL - Reporting Limit.

S - Surrogate

1,2-Diphenylhydrazine decomposes to and cannot be separated from Azobenzene using Method 8270. The result for each analyte is a combined concentration.

Consistent with EPA guidelines, unrounded data are displayed and have been used to calculate % recovery and RPD values.

LCS(D) - Laboratory Control Sample (Duplicate)

MS(D) - Matrix Spike (Duplicate)

DUP - Sample Duplicate

RPD - Relative Percent Difference

NC - Not Calculable.

SG - Silica Gel - Clean-Up

U - Indicates the compound was analyzed for, but not detected.

N-Nitrosodiphenylamine decomposes and cannot be separated from Diphenylamine using Method 8270. The result reported for each analyte is a combined concentration.

Pace Analytical is TNI accredited. Contact your Pace PM for the current list of accredited analytes.

TNI - The NELAC Institute.

LABORATORIES

PASI-O	Pace Analytical Services - Ormond Beach

ANALYTE QUALIFIERS

I	The reported value is between the laboratory method detection limit and the laboratory practical quantitation limit.
U	Compound was analyzed for but not detected.
J(D6)	Estimated Value. The relative percent difference (RPD) between the sample and sample duplicate exceeded laboratory control limits.
J(M1)	Estimated Value. Matrix spike recovery exceeded QC limits. Batch accepted based on laboratory control sample (LCS) recovery.
Q	Sample held beyond the accepted holding time. Sample was received outside EPA method holding time.

This report shall not be reproduced, except in full,
without the written consent of Pace Analytical Services, LLC.

Pace Analytical Services, LLC
8 East Tower Circle
Ormond Beach, FL 32174
(386)672-5668

QUALITY CONTROL DATA CROSS REFERENCE TABLE

Project: Tomoka LF Semi-annual MWs
Pace Project No.: 35276503

Lab ID	Sample ID	QC Batch Method	QC Batch	Analytical Method	Analytical Batch
35276503002	**B73-1 Dup**				
35276503003	**B73-1**				
35276503004	**B74-A**				
35276503001	**EQ Blank 11/11/16**	EPA 8011	332307	EPA 8011	333131
35276503002	**B73-1 Dup**	EPA 8011	332307	EPA 8011	333131
35276503003	**B73-1**	EPA 8011	332307	EPA 8011	333131
35276503004	**B74-A**	EPA 8011	332307	EPA 8011	333131
35276503001	**EQ Blank 11/11/16**	EPA 3010	333596	EPA 6010	333658
35276503002	**B73-1 Dup**	EPA 3010	333596	EPA 6010	333658
35276503003	**B73-1**	EPA 3010	333596	EPA 6010	333658
35276503004	**B74-A**	EPA 3010	333596	EPA 6010	333658
35276503001	**EQ Blank 11/11/16**	EPA 3010	333597	EPA 6020	333659
35276503002	**B73-1 Dup**	EPA 3010	333597	EPA 6020	333659
35276503003	**B73-1**	EPA 3010	333597	EPA 6020	333659
35276503004	**B74-A**	EPA 3010	333597	EPA 6020	333659
35276503001	**EQ Blank 11/11/16**	EPA 7470	333280	EPA 7470	333329
35276503002	**B73-1 Dup**	EPA 7470	333280	EPA 7470	333329
35276503003	**B73-1**	EPA 7470	333280	EPA 7470	333329
35276503004	**B74-A**	EPA 7470	333280	EPA 7470	333329
35276503001	**EQ Blank 11/11/16**	EPA 8260	333460		
35276503002	**B73-1 Dup**	EPA 8260	333460		
35276503003	**B73-1**	EPA 8260	333460		
35276503004	**B74-A**	EPA 8260	333460		
35276503005	**TRIP BLANK 11/11/16**	EPA 8260	333434		
35276503001	**EQ Blank 11/11/16**	SM 2540C	333018		
35276503002	**B73-1 Dup**	SM 2540C	333018		
35276503003	**B73-1**	SM 2540C	333018		
35276503004	**B74-A**	SM 2540C	333018		
35276503001	**EQ Blank 11/11/16**	EPA 300.0	332059		
35276503002	**B73-1 Dup**	EPA 300.0	332059		
35276503003	**B73-1**	EPA 300.0	332059		
35276503004	**B74-A**	EPA 300.0	332059		
35276503001	**EQ Blank 11/11/16**	EPA 350.1	333443		
35276503002	**B73-1 Dup**	EPA 350.1	333443		
35276503003	**B73-1**	EPA 350.1	333443		
35276503004	**B74-A**	EPA 350.1	333443		
35276503001	**EQ Blank 11/11/16**	EPA 353.2	331935		
35276503002	**B73-1 Dup**	EPA 353.2	331935		
35276503003	**B73-1**	EPA 353.2	331935		
35276503004	**B74-A**	EPA 353.2	331935		

This report shall not be reproduced, except in full,
without the written consent of Pace Analytical Services, LLC.

WO# : 35276503

35276503

CHAIN-OF-CUSTODY / Analytical Request Document

The Chain-of-Custody is a LEGAL DOCUMENT. All relevant fields must be completed accurately.

Page : 1 Of 1

Required Client Information:		Project Information:		Section C Invoice Information:	
Company:	Volusia County Solid Waste Management	Report To:	Jennifer Stirk	Attention:	
Address:	1990 Tomoka Farms Road	Copy To:		Company Name:	
Port Orange, FL 32128				Address:	
Email:	jstirk@volusia.org	Purchase Order #:		Pace Quote:	
Phone:	(386)947-2952 Fax:	Project Name:	Tomoka LF Semi-annual MWs	Pace Project Manager:	jeff.baylor@pacelabs.com,
Requested Due Date:		Project #:		Pace Profile #:	1590, Line 1

Regulatory Agency

State / Location

Requested Analysis Filtered (Y/N)

ITEM #	SAMPLE ID (One Character per box. (A-Z, 0-9 / , -) Sample Ids must be unique)	MATRIX CODE (see valid codes to left)	SAMPLE TYPE (G=GRAB C=COMP)	COLLECTED START DATE	COLLECTED START TIME	COLLECTED END DATE	COLLECTED END TIME	SAMPLE TEMP AT COLLECTION	# OF CONTAINERS	Unpreserved	H2SO4	HNO3	HCl	NaOH	Na2S2O3	Methanol	Other	Analyses Test Y/N	TDS, NO3, CL	ammonia	Metals by 6010/6020/Hg	EDB 8011	8260 VOCs Full List	Trip Blank DO NOT OPEN -	Residual Chlorine (Y/N)
1	EO					11-11-16	900												Y	Y	Y	Y	6		
2	Duplicate						947																		
3	B73-1						917																		
4	B74A						1037																		
5	Trip Blank																							✓	
6																									
7																									
8																									
9																									
10																									
11																									
12																									

ADDITIONAL COMMENTS	RELINQUISHED BY / AFFILIATION	DATE	TIME	ACCEPTED BY / AFFILIATION	DATE	TIME	SAMPLE CONDITIONS: TEMP in C	Received on Ice (Y/N)	Custody Sealed Cooler (Y/N)	Samples Intact (Y/N)
SAMPLING KIT-EMPTY	TBO/PACE	11-6-16	1600							
	[signature] / PACE	11-11-16	1210	JM T-264	11/11/16	11:10	1.6	Y	N	Y

SAMPLER NAME AND SIGNATURE

PRINT Name of SAMPLER: DAVID ICE

SIGNATURE of SAMPLER: [signature] DATE Signed: 11-11-16

Form FD 9000-24

GROUNDWATER SAMPLING LOG

SITE NAME: Volusia County Solid Waste	SITE LOCATION: Tomoka LF Semi Annual MW's	
WELL NO: 6	SAMPLE ID: EC	DATE: 11-11-16

PURGING DATA

WELL DIAMETER (inches):	TUBING DIAMETER (inches): 1/4	WELL SCREEN INTERVAL DEPTH: feet to feet	STATIC DEPTH TO WATER (feet):	PURGE PUMP TYPE OR BAILER: A

WELL VOLUME PURGE: 1 WELL VOLUME = (TOTAL WELL DEPTH – STATIC DEPTH TO WATER) X WELL CAPACITY
(only fill out if applicable)
= (feet – feet) X gallons/foot = gallons

EQUIPMENT VOLUME PURGE: 1 EQUIPMENT VOL. = PUMP VOLUME + (TUBING CAPACITY X TUBING LENGTH) + FLOW CELL VOLUME
(only fill out if applicable)
= gallons + (gallons/foot X feet) + gallons = gallons

INITIAL PUMP OR TUBING DEPTH IN WELL (feet):	FINAL PUMP OR TUBING DEPTH IN WELL (feet):	PURGING INITIATED AT:	PURGING ENDED AT:	TOTAL VOLUME PURGED (gallons):

TIME	VOLUME PURGED (gallons)	CUMUL. VOLUME PURGED (gallons)	PURGE RATE (gpm)	DEPTH TO WATER (feet)	pH (standard units)	TEMP. (°C)	COND. (circle units) µmhos/cm or µS/cm	DISSOLVED OXYGEN (circle units) mg/L or % saturation	TURBIDITY (NTUs)	COLOR (describe)	ODOR (describe)

WELL CAPACITY (Gallons Per Foot): **0.75"** = 0.02; **1"** = 0.04; **1.25"** = 0.06; **2"** = 0.16; **3"** = 0.37; **4"** = 0.65; **5"** = 1.02; **6"** = 1.47; **12"** = 5.88
TUBING INSIDE DIA. CAPACITY (Gal./Ft.): **1/8"** = 0.0006; **3/16"** = 0.0014; **1/4"** = 0.0026; **5/16"** = 0.004; **3/8"** = 0.006; **1/2"** = 0.010; **5/8"** = 0.016

PURGING EQUIPMENT CODES: **B** = Bailer; **BP** = Bladder Pump; **ESP** = Electric Submersible Pump; **PP** = Peristaltic Pump; **O** = Other (Specify)

SAMPLING DATA

SAMPLED BY (PRINT) / AFFILIATION: DAVID ICE / PACE	SAMPLER(S) SIGNATURE(S):	SAMPLING INITIATED AT:	SAMPLING ENDED AT: 900
PUMP OR TUBING DEPTH IN WELL (feet):	TUBING MATERIAL CODE: PE	FIELD-FILTERED: Y (N) Filtration Equipment Type:	FILTER SIZE: ____ µm
FIELD DECONTAMINATION: PUMP Y (N)	TUBING Y (N) (replaced)	DUPLICATE: Y (N)	

SAMPLE CONTAINER SPECIFICATION				SAMPLE PRESERVATION					
SAMPLE ID CODE	# CONTAINERS	MATERIAL CODE	VOLUME	PRESERVATIVE USED	TOTAL VOL ADDED IN FIELD (mL)	FINAL pH	INTENDED ANALYSIS AND/OR METHOD	SAMPLING EQUIPMENT CODE	SAMPLE PUMP FLOW RATE (mL per minute)
	1	PE	1000	ICE			TDS, NO3, Cl	APP	~400
	1	1	250	HNO3			6010, 6020	|	|
	1	|	1	H2SO4			Ammonia	|	|
	2	CG	40	ICE			RSK 8011	|	|
	3	1	.1	HCL			8260 FULL LIST	|	|

REMARKS:

MATERIAL CODES: **AG** = Amber Glass; **CG** = Clear Glass; **PE** = Polyethylene; **PP** = Polypropylene; **S** = Silicone; **T** = Teflon; **O** = Other (Specify)

SAMPLING EQUIPMENT CODES: **APP** = After Peristaltic Pump; **B** = Bailer; **BP** = Bladder Pump; **ESP** = Electric Submersible Pump; **RFPP** = Reverse Flow Peristaltic Pump; **SM** = Straw Method (Tubing Gravity Drain); **O** = Other (Specify)

NOTES: **1. The above do not constitute all of the information required by Chapter 62-160, F.A.C.**

2. STABILIZATION CRITERIA FOR RANGE OF VARIATION OF LAST THREE CONSECUTIVE READINGS (SEE FS 2212, SECTION 3)

pH: ± 0.2 units **Temperature:** ± 0.2 °C **Specific Conductance:** ± 5% **Dissolved Oxygen:** all readings ≤ 20% saturation (see Table FS 2200-2); optionally, ± 0.2 mg/L or ± 10% (whichever is greater) **Turbidity:** all readings ≤ 20 NTU; optionally ± 5 NTU or ± 10% (whichever is greater)

Form FD 9000-24
GROUNDWATER SAMPLING LOG

SITE NAME: Volusia County Solid Waste	SITE LOCATION: Tomoka, LF Semi Annual MW's		
WELL NO: 1	SAMPLE ID: B73-1 / Duplicate	DATE: 11-11-16	

PURGING DATA

WELL DIAMETER (inches): 2	TUBING DIAMETER (inches): 1/4	WELL SCREEN INTERVAL DEPTH: feet to feet	STATIC DEPTH TO WATER (feet): 6.82	PURGE PUMP TYPE OR BAILER: PP

WELL VOLUME PURGE: 1 WELL VOLUME = (TOTAL WELL DEPTH − STATIC DEPTH TO WATER) X WELL CAPACITY
(only fill out if applicable)
= (37.35 feet − 6.82 feet) X 0.16 gallons/foot = 4.8848 gallons

EQUIPMENT VOLUME PURGE: 1 EQUIPMENT VOL. = PUMP VOLUME + (TUBING CAPACITY X TUBING LENGTH) + FLOW CELL VOLUME
(only fill out if applicable)
= gallons + (gallons/foot X feet) + gallons = gallons

INITIAL PUMP OR TUBING DEPTH IN WELL (feet): 8	FINAL PUMP OR TUBING DEPTH IN WELL (feet): 8	PURGING INITIATED AT: 9.12	PURGING ENDED AT: 9.42	TOTAL VOLUME PURGED (gallons): 7.50

TIME	VOLUME PURGED (gallons)	CUMUL. VOLUME PURGED (gallons)	PURGE RATE (gpm)	DEPTH TO WATER (feet)	pH (standard units)	TEMP. (°C)	COND. (circle units) µmhos/cm or µS/cm	DISSOLVED OXYGEN (circle units) mg/L or % saturation	TURBIDITY (NTUs)	COLOR (describe)	ODOR (describe)
932	5.00	5.00	0.25	~~7.54~~ 7.20	6.54	24.36	733	0.22	0.30	Yellow	sulfur
937	1.25	6.25	0.25	7.20	6.55	24.32	754	0.12	0.30	"	"
942	1.25	7.50	0.25	7.20	6.56	24.32	760	0.13	1.79	"	"

WELL CAPACITY (Gallons Per Foot): **0.75"** = 0.02; **1"** = 0.04; **1.25"** = 0.06; **2"** = 0.16; **3"** = 0.37; **4"** = 0.65; **5"** = 1.02; **6"** = 1.47; **12"** = 5.88
TUBING INSIDE DIA. CAPACITY (Gal./Ft.): **1/8"** = 0.0006; **3/16"** = 0.0014; **1/4"** = 0.0026; **5/16"** = 0.004; **3/8"** = 0.006; **1/2"** = 0.010; **5/8"** = 0.016

PURGING EQUIPMENT CODES: **B** = Bailer; **BP** = Bladder Pump; **ESP** = Electric Submersible Pump; **PP** = Peristaltic Pump; **O** = Other (Specify)

SAMPLING DATA

SAMPLED BY (PRINT) / AFFILIATION: DAVID ICK / PACE	SAMPLER(S) SIGNATURE(S):	SAMPLING INITIATED AT: 942	SAMPLING ENDED AT: 947
PUMP OR TUBING DEPTH IN WELL (feet): 8	TUBING MATERIAL CODE: PE, S	FIELD-FILTERED: Y (N) Filtration Equipment Type:	FILTER SIZE: ____ µm
FIELD DECONTAMINATION: PUMP Y (N)	TUBING Y (N replaced)	DUPLICATE: (Y) N	

SAMPLE CONTAINER SPECIFICATION				SAMPLE PRESERVATION					
SAMPLE ID CODE	# CONTAINERS	MATERIAL CODE	VOLUME	PRESERVATIVE USED	TOTAL VOL ADDED IN FIELD (mL)	FINAL pH	INTENDED ANALYSIS AND/OR METHOD	SAMPLING EQUIPMENT CODE	SAMPLE PUMP FLOW RATE (mL per minute)
	1	PE	1000	ICE		6.56	TDS, NO3, Cl	APP	≤ 400
	1	"	250	HNO_3		"	6010, 6020	"	"
	1	"	1	H_2SO_4		"	Ammonia	"	"
	2	CG	40	ICE		"	EDB 8011	"	"
	3	"	1	HCl		"	8260 Full List	"	"

REMARKS: ORP -78.8 ORP -78.5 ORP -79.3

MATERIAL CODES: **AG** = Amber Glass; **CG** = Clear Glass; **PE** = Polyethylene; **PP** = Polypropylene; **S** = Silicone; **T** = Teflon; **O** = Other (Specify)

SAMPLING EQUIPMENT CODES: **APP** = After Peristaltic Pump; **B** = Bailer; **BP** = Bladder Pump; **ESP** = Electric Submersible Pump; **RFPP** = Reverse Flow Peristaltic Pump; **SM** = Straw Method (Tubing Gravity Drain); **O** = Other (Specify)

NOTES: 1. **The above do not constitute all of the information required by Chapter 62-160, F.A.C.**
2. STABILIZATION CRITERIA FOR RANGE OF VARIATION OF LAST THREE CONSECUTIVE READINGS (SEE FS 2212, SECTION 3)
pH: ± 0.2 units **Temperature:** ± 0.2 °C **Specific Conductance:** ± 5% **Dissolved Oxygen:** all readings ≤ 20% saturation (see Table FS 2200-2); optionally, ± 0.2 mg/L or ± 10% (whichever is greater) **Turbidity:** all readings ≤ 20 NTU; optionally ± 5 NTU or ± 10% (whichever is greater)

Form FD 9000-24

GROUNDWATER SAMPLING LOG

SITE NAME: Volusia County Solid WASTE | SITE LOCATION: Tomoka LF Semi Annual MW's

WELL NO: 2 | SAMPLE ID: B 74-A | DATE: 11-11-16

PURGING DATA

WELL DIAMETER (inches): 2 | TUBING DIAMETER (inches): 1/4 | WELL SCREEN INTERVAL DEPTH: feet to feet | STATIC DEPTH TO WATER (feet): 4.94 | PURGE PUMP TYPE OR BAILER: PP

WELL VOLUME PURGE: 1 WELL VOLUME = (TOTAL WELL DEPTH – STATIC DEPTH TO WATER) X WELL CAPACITY (only fill out if applicable)

= (33.15 feet – 4.94 feet) X 0.16 gallons/foot = 4.5136 gallons

EQUIPMENT VOLUME PURGE: 1 EQUIPMENT VOL. = PUMP VOLUME + (TUBING CAPACITY X TUBING LENGTH) + FLOW CELL VOLUME (only fill out if applicable)

= gallons + (gallons/foot X feet) + gallons = gallons

INITIAL PUMP OR TUBING DEPTH IN WELL (feet): 6 | FINAL PUMP OR TUBING DEPTH IN WELL (feet): 7 | PURGING INITIATED AT: 1005 | PURGING ENDED AT: 1034 | TOTAL VOLUME PURGED (gallons): 6.000

TIME	VOLUME PURGED (gallons)	CUMUL. VOLUME PURGED (gallons)	PURGE RATE (gpm)	DEPTH TO WATER (feet)	pH (standard units)	TEMP. (°C)	COND. (circle units) µmhos/cm or µS/cm	DISSOLVED OXYGEN (circle units) mg/L or % saturation	TURBIDITY (NTUs)	COLOR (describe)	ODOR (describe)
1024	4.75	4.75	0.25	6.92	6.68	23.87	730	0.18	0.43	YELLOW	SULFER
1029	.625	5.375	0.25	6.92	6.68	23.83	744	0.18	0.49	"	"
1034	.625	6.000	0.25	6.92	6.69	23.86	751	0.12	0.51	"	"

WELL CAPACITY (Gallons Per Foot): **0.75"** = 0.02; **1"** = 0.04; **1.25"** = 0.06; **2"** = 0.16; **3"** = 0.37; **4"** = 0.65; **5"** = 1.02; **6"** = 1.47; **12"** = 5.88
TUBING INSIDE DIA. CAPACITY (Gal./Ft.): **1/8"** = 0.0006; **3/16"** = 0.0014; **1/4"** = 0.0026; **5/16"** = 0.004; **3/8"** = 0.006; **1/2"** = 0.010; **5/8"** = 0.016

PURGING EQUIPMENT CODES: **B** = Bailer; **BP** = Bladder Pump; **ESP** = Electric Submersible Pump; **PP** = Peristaltic Pump; **O** = Other (Specify)

SAMPLING DATA

SAMPLED BY (PRINT) / AFFILIATION: DAVID ICE / PACE | SAMPLER(S) SIGNATURE(S): | SAMPLING INITIATED AT: 1034 | SAMPLING ENDED AT: 1037

PUMP OR TUBING DEPTH IN WELL (feet): 7 | TUBING MATERIAL CODE: PE, S | FIELD-FILTERED: Y (N) Filtration Equipment Type: | FILTER SIZE: ____ µm

FIELD DECONTAMINATION: PUMP Y (N) | TUBING (Y) N (replaced) | DUPLICATE: Y (N)

SAMPLE CONTAINER SPECIFICATION				SAMPLE PRESERVATION					
SAMPLE ID CODE	# CONTAINERS	MATERIAL CODE	VOLUME	PRESERVATIVE USED	TOTAL VOL ADDED IN FIELD (mL)	FINAL pH	INTENDED ANALYSIS AND/OR METHOD	SAMPLING EQUIPMENT CODE	SAMPLE PUMP FLOW RATE (mL per minute)
	1	PE	1000	ICE		6.69	TDS, NO3, Cl	APP	2100
	1	1	250	HNO3			6010, 6020		
	1		250	H2SO4			Ammonia		
	2	CG	40	ICE			EDB 8011		
	3	1	40	HCL			8260 Full List		

REMARKS: ORP-66.8 ORP-68.1 ORP-69.5

MATERIAL CODES: **AG** = Amber Glass; **CG** = Clear Glass; **PE** = Polyethylene; **PP** = Polypropylene; **S** = Silicone; **T** = Teflon; **O** = Other (Specify)

SAMPLING EQUIPMENT CODES: **APP** = After Peristaltic Pump; **B** = Bailer; **BP** = Bladder Pump; **ESP** = Electric Submersible Pump; **RFPP** = Reverse Flow Peristaltic Pump; **SM** = Straw Method (Tubing Gravity Drain); **O** = Other (Specify)

NOTES: 1. **The above do not constitute all of the information required by Chapter 62-160, F.A.C.**

2. STABILIZATION CRITERIA FOR RANGE OF VARIATION OF LAST THREE CONSECUTIVE READINGS (SEE FS 2212, SECTION 3)

pH: ± 0.2 units **Temperature:** ± 0.2 °C **Specific Conductance:** ± 5% **Dissolved Oxygen:** all readings ≤ 20% saturation (see Table FS 2200-2); optionally, ± 0.2 mg/L or ± 10% (whichever is greater) **Turbidity:** all readings ≤ 20 NTU; optionally ± 5 NTU or ± 10% (whichever is greater)

Pace Analytical Florida Laboratory	Document Name: Sample Condition Upon Receipt Form	Document Revised: August 10, 2016
	Document No.: F-FL-C-007 rev. 10	Issuing Authority: Pace Florida Quality Office

Sampl

WO#: 35276503

Project #
Project Manager: PM: JSB Due Date: 11/21/16
Client: CLIENT: VOLDPW

Date and Initials of person:
Examining contents: _____
Label: _____
Deliver: _____
pH: K.P.

Thermometer Used: T-249 Date: 11/4/16 Time: 1110 Initials: _____

Samples shorted to lab (If Yes, complete) Shorted Date: _____ Shorted Time: _____ Qty: _____

Cooler #1 Temp.°C	1.4 (Visual)	+0.2 (Correction Factor)	1.6 (Actual)	☐ Samples on ice, cooling process has begun
Cooler #2 Temp.°C	_____ (Visual)	_____ (Correction Factor)	_____ (Actual)	☐ Samples on ice, cooling process has begun
Cooler #3 Temp.°C	_____ (Visual)	_____ (Correction Factor)	_____ (Actual)	☐ Samples on ice, cooling process has begun
Cooler #4 Temp.°C	_____ (Visual)	_____ (Correction Factor)	_____ (Actual)	☐ Samples on ice, cooling process has begun
Cooler #5 Temp.°C	_____ (Visual)	_____ (Correction Factor)	_____ (Actual)	☐ Samples on ice, cooling process has begun
Cooler #6 Temp.°C	_____ (Visual)	_____ (Correction Factor)	_____ (Actual)	☐ Samples on ice, cooling process has begun

Courier: ☐ Fed Ex ☐ UPS ☐ USPS ☐ Client ☑ Commercial ☐ Pace ☐ Other _____

Shipping Method: ☐ First Overnight ☐ Priority Overnight ☐ Standard Overnight ☐ Ground ☐ Other _____

Billing: ☐ Recipient ☐ Sender ☐ Third Party ☐ Unknown

Tracking # _____

Custody Seal on Cooler/Box Present: ☐ Yes ☑ No Seals Intact: ☐ Yes ☑ No Ice: (Wet) Blue None

Packing Material: ☐ Bubble Wrap ☑ Bubble Bags ☐ None ☐ Other _____

		Comments:
Chain of Custody Present	☑Yes ☐No ☐N/A	
Chain of Custody Filled Out	☑Yes ☐No ☐N/A	
Relinquished Signature & Sampler Name COC	☑Yes ☐No ☐N/A	
Samples Arrived within Hold Time	☑Yes ☐No ☐N/A	
Rush TAT requested on COC	☐Yes ☑No ☐N/A	
Sufficient Volume	☑Yes ☐No ☐N/A	
Correct Containers Used	☑Yes ☐No ☐N/A	
Containers Intact	☑Yes ☐No ☐N/A	
Sample Labels match COC (sample IDs & date/time of collection)	☑Yes ☐No ☐N/A	
All containers needing acid/base preservation have been checked.	☑Yes ☐No ☐N/A	Preservation Information
All Containers needing preservation are found to be in compliance with EPA recommendation: Exceptions: VOA, Coliform, TOC, O&G, Carbamates	☑Yes ☐No ☐N/A	Preservative: _____ Lot #/Trace #: _____ Date: _____ Time: _____ Initials: _____
Headspace in VOA Vials? (>6mm):	☐Yes ☑No ☐N/A	
Trip Blank Present:	☑Yes ☐No ☐N/A	

Client Notification/ Resolution:

Person Contacted: _____ Date/Time: _____

Comments/ Resolution (use back for additional comments): K JW 11/11/16

Project Manager Review: _____ Date: _____

Pace Analytical Services, LLC
8 East Tower Circle
Ormond Beach, FL 32174
(386)672-5668

December 13, 2016

Ms. Jennifer Stirk
Volusia County Solid Waste Management
1990 Tomoka Farms Road
Port Orange, FL 32128

RE: Project: Tomoka LF Semi-Annual MWs
Pace Project No.: 35277536

Dear Ms. Stirk:
Enclosed are the analytical results for sample(s) received by the laboratory on November 16, 2016. The results relate only to the samples included in this report. Results reported herein conform to the most current, applicable TNI/NELAC standards and the laboratory's Quality Assurance Manual, where applicable, unless otherwise noted in the body of the report.

If you have any questions concerning this report, please feel free to contact me.

Sincerely,

Jeff Baylor
jeff.baylor@pacelabs.com
Project Manager

Enclosures

cc: John Catches, HDR Engineering, Inc.
Handi Wang, Volusia County Solid Waste Man

This report shall not be reproduced, except in full,
without the written consent of Pace Analytical Services, LLC.

Pace Analytical Services, LLC
8 East Tower Circle
Ormond Beach, FL 32174
(386)672-5668

CERTIFICATIONS

Project: Tomoka LF Semi-Annual MWs
Pace Project No.: 35277536

Ormond Beach Certification IDs

8 East Tower Circle, Ormond Beach, FL 32174
Alabama Certification #: 41320
Connecticut Certification #: PH-0216
Delaware Certification: FL NELAC Reciprocity
Florida Certification #: E83079
Georgia Certification #: 955
Guam Certification: FL NELAC Reciprocity
Hawaii Certification: FL NELAC Reciprocity
Illinois Certification #: 200068
Indiana Certification: FL NELAC Reciprocity
Kansas Certification #: E-10383
Louisiana Certification #: FL NELAC Reciprocity
Louisiana Environmental Certificate #: 05007
Maryland Certification: #346
Michigan Certification #: 9911
Mississippi Certification: FL NELAC Reciprocity
Missouri Certification #: 236
Montana Certification #: Cert 0074
Nebraska Certification: NE-OS-28-14
Nevada Certification: FL NELAC Reciprocity
New York Certification #: 11608
North Carolina Environmental Certificate #: 667
North Carolina Certification #: 12710
Oklahoma Certification #: D9947
Pennsylvania Certification #: 68-00547
Puerto Rico Certification #: FL01264
South Carolina Certification: #96042001
Tennessee Certification #: TN02974
Texas Certification: FL NELAC Reciprocity
US Virgin Islands Certification: FL NELAC Reciprocity
Virginia Environmental Certification #: 460165
Wyoming Certification: FL NELAC Reciprocity
West Virginia Certification #: 9962C
Wisconsin Certification #: 399079670
Wyoming (EPA Region 8): FL NELAC Reciprocity

This report shall not be reproduced, except in full,
without the written consent of Pace Analytical Services, LLC.

Pace Analytical Services, LLC
8 East Tower Circle
Ormond Beach, FL 32174
(386)672-5668

SAMPLE SUMMARY

Project: Tomoka LF Semi-Annual MWs
Pace Project No.: 35277536

Lab ID	Sample ID	Matrix	Date Collected	Date Received
35277536001	**EQ Blank 11/16/16**	Water	11/16/16 09:40	11/16/16 15:45
35277536002	**B85-6**	Water	11/16/16 10:42	11/16/16 15:45
35277536003	**B85-6 Dup**	Water	11/16/16 10:42	11/16/16 15:45
35277536004	**B85**	Water	11/16/16 11:37	11/16/16 15:45
35277536005	**B40-1**	Water	11/16/16 13:06	11/16/16 15:45
35277536006	**B60**	Water	11/16/16 10:28	11/16/16 15:45
35277536007	**B59-2R**	Water	11/16/16 11:01	11/16/16 15:45
35277536008	**B59-1R**	Water	11/16/16 11:46	11/16/16 15:45
35277536009	**B75**	Water	11/16/16 12:23	11/16/16 15:45
35277536010	**B8-2**	Water	11/16/16 13:29	11/16/16 15:45
35277536011	**Trip Blank 11/16/16**	Water	11/16/16 00:01	11/16/16 15:45

This report shall not be reproduced, except in full,
without the written consent of Pace Analytical Services, LLC.

Pace Analytical Services, LLC
8 East Tower Circle
Ormond Beach, FL 32174
(386)672-5668

SAMPLE ANALYTE COUNT

Project: Tomoka LF Semi-Annual MWs
Pace Project No.: 35277536

Lab ID	Sample ID	Method	Analysts	Analytes Reported	Laboratory
35277536001	**EQ Blank 11/16/16**	EPA 8011	SMH	2	PASI-O
		EPA 6010	BDS, RVK	15	PASI-O
		EPA 6020	KMW	2	PASI-O
		EPA 7470	MLO	1	PASI-O
		EPA 8260	SK1	48	PASI-O
		SM 2540C	TDH	1	PASI-O
		EPA 300.0	KEK	1	PASI-O
		EPA 350.1	CMD	1	PASI-O
		EPA 353.2	JAM	1	PASI-O
35277536002	**B85-6**	EPA 8011	SMH	2	PASI-O
		EPA 6010	BDS, RVK	15	PASI-O
		EPA 6020	KMW	2	PASI-O
		EPA 7470	MLO	1	PASI-O
		EPA 8260	SK1	48	PASI-O
		SM 2540C	TDH	1	PASI-O
		EPA 300.0	KEK	1	PASI-O
		EPA 350.1	CMD	1	PASI-O
		EPA 353.2	JAM	1	PASI-O
35277536003	**B85-6 Dup**	EPA 8011	SMH	2	PASI-O
		EPA 6010	BDS, RVK	15	PASI-O
		EPA 6020	KMW	2	PASI-O
		EPA 7470	MLO	1	PASI-O
		EPA 8260	SK1	48	PASI-O
		SM 2540C	TDH	1	PASI-O
		EPA 300.0	KEK	1	PASI-O
		EPA 350.1	CMD	1	PASI-O
		EPA 353.2	JAM	1	PASI-O
35277536004	**B85**	EPA 8011	SMH	2	PASI-O
		EPA 6010	BDS	15	PASI-O
		EPA 6020	KMW	2	PASI-O
		EPA 7470	MLO	1	PASI-O
		EPA 8260	SK1	48	PASI-O
		SM 2540C	TDH	1	PASI-O
		EPA 300.0	KEK	1	PASI-O
		EPA 350.1	CMD	1	PASI-O
		EPA 353.2	JAM	1	PASI-O
35277536005	**B40-1**	EPA 8011	SMH	2	PASI-O

This report shall not be reproduced, except in full,
without the written consent of Pace Analytical Services, LLC.

Pace Analytical Services, LLC
8 East Tower Circle
Ormond Beach, FL 32174
(386)672-5668

SAMPLE ANALYTE COUNT

Project: Tomoka LF Semi-Annual MWs
Pace Project No.: 35277536

Lab ID	Sample ID	Method	Analysts	Analytes Reported	Laboratory
		EPA 6010	BDS, RVK	15	PASI-O
		EPA 6020	KMW	2	PASI-O
		EPA 7470	MLO	1	PASI-O
		EPA 8260	SK1	48	PASI-O
		SM 2540C	TDH	1	PASI-O
		EPA 300.0	KEK	1	PASI-O
		EPA 350.1	CMD	1	PASI-O
		EPA 353.2	JAM	1	PASI-O
35277536006	**B60**	EPA 8011	SMH	2	PASI-O
		EPA 6010	BDS	15	PASI-O
		EPA 6020	KMW	2	PASI-O
		EPA 7470	MLO	1	PASI-O
		EPA 8260	SK1	48	PASI-O
		SM 2540C	TDH	1	PASI-O
		EPA 300.0	KEK	1	PASI-O
		EPA 350.1	CMD	1	PASI-O
		EPA 353.2	JAM	1	PASI-O
35277536007	**B59-2R**	EPA 8011	SMH	2	PASI-O
		EPA 6010	BDS	15	PASI-O
		EPA 6020	KMW	2	PASI-O
		EPA 7470	MLO	1	PASI-O
		EPA 8260	SK1	48	PASI-O
		SM 2540C	TDH	1	PASI-O
		EPA 300.0	KEK	1	PASI-O
		EPA 350.1	CMD	1	PASI-O
		EPA 353.2	JAM	1	PASI-O
35277536008	**B59-1R**	EPA 8011	SMH	2	PASI-O
		EPA 6010	BDS	15	PASI-O
		EPA 6020	KMW	2	PASI-O
		EPA 7470	RVK	1	PASI-O
		EPA 8260	SK1	48	PASI-O
		SM 2540C	ALD	1	PASI-O
		EPA 300.0	KEK	1	PASI-O
		EPA 350.1	CMD	1	PASI-O
		EPA 353.2	JAM	1	PASI-O
35277536009	**B75**	EPA 8011	SMH	2	PASI-O
		EPA 6010	BDS, RVK	15	PASI-O

This report shall not be reproduced, except in full,
without the written consent of Pace Analytical Services, LLC.

Pace Analytical Services, LLC
8 East Tower Circle
Ormond Beach, FL 32174
(386)672-5668

SAMPLE ANALYTE COUNT

Project: Tomoka LF Semi-Annual MWs
Pace Project No.: 35277536

Lab ID	Sample ID	Method	Analysts	Analytes Reported	Laboratory
		EPA 6020	KMW	2	PASI-O
		EPA 7470	RVK	1	PASI-O
		EPA 8260	SK1	48	PASI-O
		SM 2540C	ALD	1	PASI-O
		EPA 300.0	KEK	1	PASI-O
		EPA 350.1	CMD	1	PASI-O
		EPA 353.2	JAM	1	PASI-O
35277536010	**B8-2**	EPA 8011	SMH	2	PASI-O
		EPA 6010	BDS, RVK	15	PASI-O
		EPA 6020	KMW	2	PASI-O
		EPA 7470	RVK	1	PASI-O
		EPA 8260	SK1	48	PASI-O
		SM 2540C	ALD	1	PASI-O
		EPA 300.0	KEK	1	PASI-O
		EPA 350.1	CMD	1	PASI-O
		EPA 353.2	JAM	1	PASI-O
35277536011	**Trip Blank 11/16/16**	EPA 8260	SK1	50	PASI-O

This report shall not be reproduced, except in full,
without the written consent of Pace Analytical Services, LLC.

Pace Analytical Services, LLC
8 East Tower Circle
Ormond Beach, FL 32174
(386)672-5668

SUMMARY OF DETECTION

Project: Tomoka LF Semi-Annual MWs
Pace Project No.: 35277536

Lab Sample ID / Method	Client Sample ID / Parameters	Result	Units	Report Limit	Analyzed	Qualifiers
35277536001	**EQ Blank 11/16/16**					
EPA 353.2	Nitrogen, Nitrate	0.011 I	mg/L	0.040	11/18/16 06:59	
35277536002	**B85-6**					
	Field pH	6.30	Std. Units		11/16/16 10:42	
	Field Temperature	23.1	deg C		11/16/16 10:42	
	Appearance	Color: yellow, Sheen: none			11/16/16 10:42	
	Field Specific Conductance	2192	umhos/cm		11/16/16 10:42	
	Oxygen, Dissolved	0.09	mg/L		11/16/16 10:42	
	REDOX	-53.5	mV		11/16/16 10:42	
	Turbidity	0.63	NTU		11/16/16 10:42	
	Water Level(NGVD)	18.87	feet		11/16/16 10:42	
EPA 6010	Barium	59.9	ug/L	10.0	11/28/16 08:48	
EPA 6010	Chromium	3.3 I	ug/L	5.0	11/28/16 08:48	
EPA 6010	Copper	3.1 I	ug/L	5.0	11/28/16 08:48	
EPA 6010	Iron	11200	ug/L	40.0	11/28/16 08:48	
EPA 6010	Sodium	188	mg/L	1.0	11/28/16 08:48	
EPA 6010	Vanadium	5.1 I	ug/L	10.0	11/28/16 08:48	
EPA 8260	Benzene	1.8	ug/L	1.0	11/28/16 06:00	
EPA 8260	Chlorobenzene	3.3	ug/L	1.0	11/28/16 06:00	
EPA 8260	1,4-Dichlorobenzene	0.69 I	ug/L	1.0	11/28/16 06:00	
SM 2540C	Total Dissolved Solids	1380	mg/L	10.0	11/21/16 18:50	
EPA 300.0	Chloride	271	mg/L	50.0	11/24/16 00:41	
EPA 350.1	Nitrogen, Ammonia	17.8	mg/L	0.050	12/06/16 11:31	
EPA 353.2	Nitrogen, Nitrate	0.025 I	mg/L	0.040	11/18/16 07:44	
35277536003	**B85-6 Dup**					
	Field pH	6.30	Std. Units		11/16/16 10:42	
	Field Temperature	23.1	deg C		11/16/16 10:42	
	Appearance	Color: yellow, Sheen: none			11/16/16 10:42	
	Field Specific Conductance	2192	umhos/cm		11/16/16 10:42	
	Oxygen, Dissolved	0.09	mg/L		11/16/16 10:42	
	REDOX	-53.5	mV		11/16/16 10:42	
	Turbidity	0.63	NTU		11/16/16 10:42	
	Water Level(NGVD)	18.87	feet		11/16/16 10:42	
EPA 6010	Barium	59.9	ug/L	10.0	11/28/16 08:52	
EPA 6010	Cadmium	0.51 I	ug/L	1.0	11/28/16 08:52	
EPA 6010	Chromium	4.5 I	ug/L	5.0	11/28/16 08:52	
EPA 6010	Copper	3.3 I	ug/L	5.0	11/28/16 08:52	
EPA 6010	Iron	11200	ug/L	40.0	11/28/16 08:52	
EPA 6010	Selenium	8.9 I	ug/L	15.0	11/28/16 08:52	
EPA 6010	Sodium	188	mg/L	1.0	11/28/16 08:52	
EPA 8260	Benzene	1.9	ug/L	1.0	11/28/16 06:53	
EPA 8260	Chlorobenzene	3.5	ug/L	1.0	11/28/16 06:53	

REPORT OF LABORATORY ANALYSIS

This report shall not be reproduced, except in full,
without the written consent of Pace Analytical Services, LLC.

Pace Analytical Services, LLC
8 East Tower Circle
Ormond Beach, FL 32174
(386)672-5668

SUMMARY OF DETECTION

Project: Tomoka LF Semi-Annual MWs
Pace Project No.: 35277536

Lab Sample ID / Method	Client Sample ID / Parameters	Result	Units	Report Limit	Analyzed	Qualifiers
35277536003	**B85-6 Dup**					
EPA 8260	1,4-Dichlorobenzene	0.69 I	ug/L	1.0	11/28/16 06:53	
SM 2540C	Total Dissolved Solids	1370	mg/L	10.0	11/21/16 18:50	
EPA 300.0	Chloride	268	mg/L	50.0	11/24/16 01:00	
EPA 350.1	Nitrogen, Ammonia	17.6	mg/L	0.050	12/06/16 11:33	
EPA 353.2	Nitrogen, Nitrate	0.023 I	mg/L	0.040	11/18/16 07:45	
35277536004	**B85**					
	Field pH	6.36	Std. Units		11/16/16 11:37	
	Field Temperature	23.1	deg C		11/16/16 11:37	
	Appearance	Color: yellow, Sheen: none			11/16/16 11:37	
	Field Specific Conductance	1888	umhos/cm		11/16/16 11:37	
	Oxygen, Dissolved	0.06	mg/L		11/16/16 11:37	
	REDOX	-56.2	mV		11/16/16 11:37	
	Turbidity	0.39	NTU		11/16/16 11:37	
	Water Level(NGVD)	18.93	feet		11/16/16 11:37	
EPA 6010	Barium	55.3	ug/L	10.0	11/28/16 08:56	
EPA 6010	Chromium	4.9 I	ug/L	5.0	11/28/16 08:56	
EPA 6010	Iron	6740	ug/L	40.0	11/28/16 08:56	
EPA 6010	Sodium	121	mg/L	1.0	11/28/16 08:56	
EPA 8260	Chlorobenzene	3.3	ug/L	1.0	11/28/16 07:20	
EPA 8260	1,4-Dichlorobenzene	0.84 I	ug/L	1.0	11/28/16 07:20	
SM 2540C	Total Dissolved Solids	996	mg/L	10.0	11/21/16 18:51	
EPA 300.0	Chloride	152	mg/L	5.0	11/24/16 01:58	J(M1)
EPA 350.1	Nitrogen, Ammonia	19.2	mg/L	0.050	12/06/16 11:35	
EPA 353.2	Nitrogen, Nitrate	0.026 I	mg/L	0.040	11/18/16 09:03	
35277536005	**B40-1**					
	Field pH	5.50	Std. Units		11/16/16 13:06	
	Field Temperature	22.9	deg C		11/16/16 13:06	
	Appearance	Color: yellow, Sheen: none			11/16/16 13:06	
	Field Specific Conductance	723	umhos/cm		11/16/16 13:06	
	Oxygen, Dissolved	0.11	mg/L		11/16/16 13:06	
	REDOX	30.3	mV		11/16/16 13:06	
	Turbidity	0.05	NTU		11/16/16 13:06	
	Water Level(NGVD)	21.32	feet		11/16/16 13:06	
EPA 6010	Barium	200	ug/L	10.0	11/28/16 09:00	
EPA 6010	Chromium	2.8 I	ug/L	5.0	11/28/16 09:00	
EPA 6010	Copper	2.8 I	ug/L	5.0	11/28/16 09:00	
EPA 6010	Iron	22600	ug/L	40.0	11/28/16 09:00	
EPA 6010	Lead	5.3 I	ug/L	10.0	11/28/16 09:00	
EPA 6010	Sodium	57.1	mg/L	1.0	11/28/16 09:00	
SM 2540C	Total Dissolved Solids	484	mg/L	5.0	11/21/16 18:51	
EPA 300.0	Chloride	79.5	mg/L	5.0	11/24/16 02:57	

This report shall not be reproduced, except in full,
without the written consent of Pace Analytical Services, LLC.

Pace Analytical Services, LLC
8 East Tower Circle
Ormond Beach, FL 32174
(386)672-5668

SUMMARY OF DETECTION

Project: Tomoka LF Semi-Annual MWs
Pace Project No.: 35277536

Lab Sample ID / Method	Client Sample ID / Parameters	Result	Units	Report Limit	Analyzed	Qualifiers
35277536005	**B40-1**					
EPA 350.1	Nitrogen, Ammonia	0.21	mg/L	0.050	12/06/16 11:41	
EPA 353.2	Nitrogen, Nitrate	0.056	mg/L	0.040	11/18/16 12:08	
35277536006	**B60**					
	Field pH	6.48	Std. Units		11/16/16 10:28	
	Field Temperature	25.44	deg C		11/16/16 10:28	
	Appearance	Color: yellow, Sheen: none			11/16/16 10:28	
	Field Specific Conductance	585	umhos/cm		11/16/16 10:28	
	Oxygen, Dissolved	0.10	mg/L		11/16/16 10:28	
	REDOX	-69.0	mV		11/16/16 10:28	
	Turbidity	0.68	NTU		11/16/16 10:28	
	Water Level(NGVD)	26.25	feet		11/16/16 10:28	
EPA 6010	Barium	80.9	ug/L	10.0	11/28/16 09:12	
EPA 6010	Iron	4040	ug/L	40.0	11/28/16 09:12	
EPA 6010	Sodium	46.7	mg/L	1.0	11/28/16 09:12	
SM 2540C	Total Dissolved Solids	329	mg/L	5.0	11/21/16 18:51	
EPA 300.0	Chloride	52.5	mg/L	5.0	11/24/16 03:16	
EPA 350.1	Nitrogen, Ammonia	1.6	mg/L	0.050	12/06/16 11:45	
EPA 353.2	Nitrogen, Nitrate	0.019 I	mg/L	0.040	11/18/16 07:47	
35277536007	**B59-2R**					
	Field pH	6.61	Std. Units		11/16/16 11:01	
	Field Temperature	25.65	deg C		11/16/16 11:01	
	Appearance	Color: yellow, Sheen: none			11/16/16 11:01	
	Field Specific Conductance	777	umhos/cm		11/16/16 11:01	
	Oxygen, Dissolved	0.17	mg/L		11/16/16 11:01	
	REDOX	-45.9	mV		11/16/16 11:01	
	Turbidity	4.70	NTU		11/16/16 11:01	
	Water Level(NGVD)	15818	feet		11/16/16 11:01	
EPA 6010	Barium	82.8	ug/L	10.0	11/28/16 09:16	
EPA 6010	Iron	4700	ug/L	40.0	11/28/16 09:16	
EPA 6010	Sodium	32.2	mg/L	1.0	11/28/16 09:16	
SM 2540C	Total Dissolved Solids	477	mg/L	5.0	11/21/16 18:51	
EPA 300.0	Chloride	23.6	mg/L	5.0	11/24/16 03:35	
EPA 350.1	Nitrogen, Ammonia	0.52	mg/L	0.050	12/06/16 11:47	
EPA 353.2	Nitrogen, Nitrate	0.032 I	mg/L	0.040	11/18/16 09:04	
35277536008	**B59-1R**					
	Field pH	6.65	Std. Units		11/16/16 11:46	
	Field Temperature	25.44	deg C		11/16/16 11:46	
	Appearance	Color: yellow, Sheen: none			11/16/16 11:46	

This report shall not be reproduced, except in full,
without the written consent of Pace Analytical Services, LLC.

Pace Analytical Services, LLC
8 East Tower Circle
Ormond Beach, FL 32174
(386)672-5668

SUMMARY OF DETECTION

Project: Tomoka LF Semi-Annual MWs
Pace Project No.: 35277536

Lab Sample ID / Method	Client Sample ID / Parameters	Result	Units	Report Limit	Analyzed	Qualifiers
35277536008	**B59-1R**					
	Field Specific Conductance	578	umhos/cm		11/16/16 11:46	
	Oxygen, Dissolved	0.08	mg/L		11/16/16 11:46	
	REDOX	-82.7	mV		11/16/16 11:46	
	Turbidity	1.18	NTU		11/16/16 11:46	
	Water Level(NGVD)	25.99	feet		11/16/16 11:46	
EPA 6010	Barium	60.1	ug/L	10.0	11/28/16 09:20	
EPA 6010	Iron	3720	ug/L	40.0	11/28/16 09:20	
EPA 6010	Sodium	45.7	mg/L	1.0	11/28/16 09:20	
SM 2540C	Total Dissolved Solids	321	mg/L	5.0	11/21/16 09:38	
EPA 300.0	Chloride	47.7	mg/L	5.0	11/24/16 03:55	
EPA 350.1	Nitrogen, Ammonia	1.1	mg/L	0.050	12/06/16 11:48	
EPA 353.2	Nitrogen, Nitrate	0.027 I	mg/L	0.040	11/18/16 09:06	
35277536009	**B75**					
	Field pH	6.26	Std. Units		11/16/16 12:23	
	Field Temperature	26.05	deg C		11/16/16 12:23	
	Appearance	Color: yellow, Sheen: none			11/16/16 12:23	
	Field Specific Conductance	1377	umhos/cm		11/16/16 12:23	
	Oxygen, Dissolved	0.10	mg/L		11/16/16 12:23	
	REDOX	-67.8	mV		11/16/16 12:23	
	Turbidity	8.99	NTU		11/16/16 12:23	
	Water Level(NGVD)	24.27	feet		11/16/16 12:23	
EPA 6010	Arsenic	20.2	ug/L	10.0	11/28/16 09:25	
EPA 6010	Barium	122	ug/L	10.0	11/28/16 09:25	
EPA 6010	Copper	6.6	ug/L	5.0	11/28/16 09:25	
EPA 6010	Iron	54000	ug/L	40.0	11/28/16 09:25	
EPA 6010	Sodium	60.4	mg/L	1.0	11/28/16 09:25	
EPA 6010	Vanadium	5.5 I	ug/L	10.0	11/28/16 09:25	
SM 2540C	Total Dissolved Solids	738	mg/L	10.0	11/21/16 09:38	
EPA 300.0	Chloride	89.0	mg/L	25.0	11/24/16 04:14	
EPA 350.1	Nitrogen, Ammonia	3.0	mg/L	0.050	12/06/16 11:50	
EPA 353.2	Nitrogen, Nitrate	0.052	mg/L	0.040	11/18/16 12:10	
35277536010	**B8-2**					
	Field pH	5.24	Std. Units		11/16/16 13:29	
	Field Temperature	25.57	deg C		11/16/16 13:29	
	Appearance	Color: yellow, Sheen: none			11/16/16 13:29	
	Field Specific Conductance	2073	umhos/cm		11/16/16 13:29	
	Oxygen, Dissolved	0.09	mg/L		11/16/16 13:29	
	REDOX	68.0	mV		11/16/16 13:29	
	Turbidity	2.49	NTU		11/16/16 13:29	
	Water Level(NGVD)	26.54	feet		11/16/16 13:29	
EPA 6010	Barium	427	ug/L	10.0	11/28/16 09:29	

This report shall not be reproduced, except in full,
without the written consent of Pace Analytical Services, LLC.

Pace Analytical Services, LLC
8 East Tower Circle
Ormond Beach, FL 32174
(386)672-5668

SUMMARY OF DETECTION

Project: Tomoka LF Semi-Annual MWs
Pace Project No.: 35277536

Lab Sample ID / Method	Client Sample ID / Parameters	Result	Units	Report Limit	Analyzed	Qualifiers
35277536010	**B8-2**					
EPA 6010	Copper	5.4	ug/L	5.0	11/28/16 09:29	
EPA 6010	Iron	46700	ug/L	40.0	11/28/16 09:29	
EPA 6010	Lead	8.6 I	ug/L	10.0	11/28/16 09:29	
EPA 6010	Sodium	131	mg/L	1.0	11/28/16 09:29	
EPA 6010	Vanadium	25.5	ug/L	10.0	11/28/16 09:29	
SM 2540C	Total Dissolved Solids	1250	mg/L	10.0	11/21/16 09:38	
EPA 300.0	Chloride	572	mg/L	25.0	11/24/16 04:34	
EPA 350.1	Nitrogen, Ammonia	0.17	mg/L	0.050	12/06/16 11:52	
EPA 353.2	Nitrogen, Nitrate	0.056	mg/L	0.040	11/18/16 12:11	

This report shall not be reproduced, except in full,
without the written consent of Pace Analytical Services, LLC.

Pace Analytical Services, LLC
8 East Tower Circle
Ormond Beach, FL 32174
(386)672-5668

ANALYTICAL RESULTS

Project: Tomoka LF Semi-Annual MWs
Pace Project No.: 35277536

Sample: EQ Blank 11/16/16 **Lab ID: 35277536001** Collected: 11/16/16 09:40 Received: 11/16/16 15:45 Matrix: Water

Parameters	Results	Units	PQL	MDL	DF	Prepared	Analyzed	CAS No.	Qual
8011 GCS EDB and DBCP	Analytical Method: EPA 8011 Preparation Method: EPA 8011								
1,2-Dibromo-3-chloropropane	**0.0047 U**	ug/L	0.019	0.0047	1	11/17/16 23:15	11/19/16 13:25	96-12-8	
1,2-Dibromoethane (EDB)	**0.0072 U**	ug/L	0.0096	0.0072	1	11/17/16 23:15	11/19/16 13:25	106-93-4	
6010 MET ICP	Analytical Method: EPA 6010 Preparation Method: EPA 3010								
Arsenic	**5.0 U**	ug/L	10.0	5.0	1	11/26/16 08:40	11/30/16 19:55	7440-38-2	
Barium	**5.0 U**	ug/L	10.0	5.0	1	11/26/16 08:40	11/28/16 20:32	7440-39-3	
Beryllium	**0.50 U**	ug/L	1.0	0.50	1	11/26/16 08:40	11/30/16 19:55	7440-41-7	
Cadmium	**0.50 U**	ug/L	1.0	0.50	1	11/26/16 08:40	11/30/16 19:55	7440-43-9	
Chromium	**2.5 U**	ug/L	5.0	2.5	1	11/26/16 08:40	11/30/16 19:55	7440-47-3	
Cobalt	**5.0 U**	ug/L	10.0	5.0	1	11/26/16 08:40	11/30/16 19:55	7440-48-4	
Copper	**2.5 U**	ug/L	5.0	2.5	1	11/26/16 08:40	11/30/16 19:55	7440-50-8	
Iron	**20.0 U**	ug/L	40.0	20.0	1	11/26/16 08:40	11/28/16 20:32	7439-89-6	
Lead	**5.0 U**	ug/L	10.0	5.0	1	11/26/16 08:40	11/30/16 19:55	7439-92-1	
Nickel	**2.5 U**	ug/L	5.0	2.5	1	11/26/16 08:40	11/30/16 19:55	7440-02-0	
Selenium	**7.5 U**	ug/L	15.0	7.5	1	11/26/16 08:40	11/30/16 19:55	7782-49-2	
Silver	**2.5 U**	ug/L	5.0	2.5	1	11/26/16 08:40	11/30/16 19:55	7440-22-4	
Sodium	**0.50 U**	mg/L	1.0	0.50	1	11/26/16 08:40	11/28/16 20:32	7440-23-5	
Vanadium	**5.0 U**	ug/L	10.0	5.0	1	11/26/16 08:40	11/30/16 19:55	7440-62-2	
Zinc	**10.0 U**	ug/L	20.0	10.0	1	11/26/16 08:40	11/30/16 19:55	7440-66-6	
6020 MET ICPMS	Analytical Method: EPA 6020 Preparation Method: EPA 3010								
Antimony	**0.50 U**	ug/L	1.0	0.50	1	11/26/16 08:40	11/29/16 12:16	7440-36-0	
Thallium	**0.50 U**	ug/L	1.0	0.50	1	11/26/16 08:40	11/29/16 12:16	7440-28-0	
7470 Mercury	Analytical Method: EPA 7470 Preparation Method: EPA 7470								
Mercury	**0.10 U**	ug/L	0.20	0.10	1	11/29/16 07:07	11/29/16 20:23	7439-97-6	
8260 MSV	Analytical Method: EPA 8260								
Acetone	**10.0 U**	ug/L	20.0	10.0	1		11/28/16 04:38	67-64-1	
Acrylonitrile	**5.0 U**	ug/L	10.0	5.0	1		11/28/16 04:38	107-13-1	L3
Benzene	**0.10 U**	ug/L	1.0	0.10	1		11/28/16 04:38	71-43-2	
Bromochloromethane	**0.50 U**	ug/L	1.0	0.50	1		11/28/16 04:38	74-97-5	
Bromodichloromethane	**0.27 U**	ug/L	0.60	0.27	1		11/28/16 04:38	75-27-4	
Bromoform	**0.50 U**	ug/L	1.0	0.50	1		11/28/16 04:38	75-25-2	
Bromomethane	**0.50 U**	ug/L	5.0	0.50	1		11/28/16 04:38	74-83-9	
2-Butanone (MEK)	**5.0 U**	ug/L	10.0	5.0	1		11/28/16 04:38	78-93-3	
Carbon disulfide	**5.0 U**	ug/L	10.0	5.0	1		11/28/16 04:38	75-15-0	
Carbon tetrachloride	**0.50 U**	ug/L	1.0	0.50	1		11/28/16 04:38	56-23-5	
Chlorobenzene	**0.50 U**	ug/L	1.0	0.50	1		11/28/16 04:38	108-90-7	
Chloroethane	**0.50 U**	ug/L	10.0	0.50	1		11/28/16 04:38	75-00-3	
Chloroform	**0.50 U**	ug/L	1.0	0.50	1		11/28/16 04:38	67-66-3	
Chloromethane	**0.62 U**	ug/L	1.0	0.62	1		11/28/16 04:38	74-87-3	
Dibromochloromethane	**0.26 U**	ug/L	0.50	0.26	1		11/28/16 04:38	124-48-1	
Dibromomethane	**0.50 U**	ug/L	1.0	0.50	1		11/28/16 04:38	74-95-3	
1,2-Dichlorobenzene	**0.50 U**	ug/L	1.0	0.50	1		11/28/16 04:38	95-50-1	

REPORT OF LABORATORY ANALYSIS

This report shall not be reproduced, except in full,
without the written consent of Pace Analytical Services, LLC.

Pace Analytical Services, LLC
8 East Tower Circle
Ormond Beach, FL 32174
(386)672-5668

ANALYTICAL RESULTS

Project: Tomoka LF Semi-Annual MWs
Pace Project No.: 35277536

Sample: EQ Blank 11/16/16 **Lab ID: 35277536001** Collected: 11/16/16 09:40 Received: 11/16/16 15:45 Matrix: Water

Parameters	Results	Units	PQL	MDL	DF	Prepared	Analyzed	CAS No.	Qual
8260 MSV	Analytical Method: EPA 8260								
1,4-Dichlorobenzene	**0.50 U**	ug/L	1.0	0.50	1		11/28/16 04:38	106-46-7	
trans-1,4-Dichloro-2-butene	**5.0 U**	ug/L	10.0	5.0	1		11/28/16 04:38	110-57-6	
1,1-Dichloroethane	**0.50 U**	ug/L	1.0	0.50	1		11/28/16 04:38	75-34-3	
1,2-Dichloroethane	**0.50 U**	ug/L	1.0	0.50	1		11/28/16 04:38	107-06-2	
1,1-Dichloroethene	**0.50 U**	ug/L	1.0	0.50	1		11/28/16 04:38	75-35-4	
cis-1,2-Dichloroethene	**0.50 U**	ug/L	1.0	0.50	1		11/28/16 04:38	156-59-2	
trans-1,2-Dichloroethene	**0.50 U**	ug/L	1.0	0.50	1		11/28/16 04:38	156-60-5	
1,2-Dichloropropane	**0.50 U**	ug/L	1.0	0.50	1		11/28/16 04:38	78-87-5	
cis-1,3-Dichloropropene	**0.25 U**	ug/L	0.50	0.25	1		11/28/16 04:38	10061-01-5	
trans-1,3-Dichloropropene	**0.25 U**	ug/L	0.50	0.25	1		11/28/16 04:38	10061-02-6	
Ethylbenzene	**0.50 U**	ug/L	1.0	0.50	1		11/28/16 04:38	100-41-4	
2-Hexanone	**5.0 U**	ug/L	10.0	5.0	1		11/28/16 04:38	591-78-6	
Iodomethane	**0.50 U**	ug/L	10.0	0.50	1		11/28/16 04:38	74-88-4	
Methylene Chloride	**2.5 U**	ug/L	5.0	2.5	1		11/28/16 04:38	75-09-2	
4-Methyl-2-pentanone (MIBK)	**5.0 U**	ug/L	10.0	5.0	1		11/28/16 04:38	108-10-1	
Styrene	**0.50 U**	ug/L	1.0	0.50	1		11/28/16 04:38	100-42-5	
1,1,1,2-Tetrachloroethane	**0.50 U**	ug/L	1.0	0.50	1		11/28/16 04:38	630-20-6	
1,1,2,2-Tetrachloroethane	**0.12 U**	ug/L	0.50	0.12	1		11/28/16 04:38	79-34-5	
Tetrachloroethene	**0.50 U**	ug/L	1.0	0.50	1		11/28/16 04:38	127-18-4	
Toluene	**0.50 U**	ug/L	1.0	0.50	1		11/28/16 04:38	108-88-3	
1,1,1-Trichloroethane	**0.50 U**	ug/L	1.0	0.50	1		11/28/16 04:38	71-55-6	
1,1,2-Trichloroethane	**0.50 U**	ug/L	1.0	0.50	1		11/28/16 04:38	79-00-5	
Trichloroethene	**0.50 U**	ug/L	1.0	0.50	1		11/28/16 04:38	79-01-6	
Trichlorofluoromethane	**0.50 U**	ug/L	1.0	0.50	1		11/28/16 04:38	75-69-4	
1,2,3-Trichloropropane	**0.59 U**	ug/L	1.0	0.59	1		11/28/16 04:38	96-18-4	
Vinyl acetate	**1.0 U**	ug/L	2.0	1.0	1		11/28/16 04:38	108-05-4	
Vinyl chloride	**0.50 U**	ug/L	1.0	0.50	1		11/28/16 04:38	75-01-4	
Xylene (Total)	**1.5 U**	ug/L	3.0	1.5	1		11/28/16 04:38	1330-20-7	
Surrogates									
4-Bromofluorobenzene (S)	98	%	89-111		1		11/28/16 04:38	460-00-4	
1,2-Dichloroethane-d4 (S)	100	%	75-135		1		11/28/16 04:38	17060-07-0	
Toluene-d8 (S)	105	%	89-112		1		11/28/16 04:38	2037-26-5	
2540C Total Dissolved Solids	Analytical Method: SM 2540C								
Total Dissolved Solids	**5.0 U**	mg/L	5.0	5.0	1		11/21/16 18:50		
300.0 IC Anions 28 Days	Analytical Method: EPA 300.0								
Chloride	**2.5 U**	mg/L	5.0	2.5	1		11/24/16 00:22	16887-00-6	
350.1 Ammonia	Analytical Method: EPA 350.1								
Nitrogen, Ammonia	**0.020 U**	mg/L	0.050	0.020	1		12/06/16 11:43	7664-41-7	
353.2 Nitrogen, NO2/NO3 unpres	Analytical Method: EPA 353.2								
Nitrogen, Nitrate	**0.011 I**	mg/L	0.040	0.010	1		11/18/16 06:59		

REPORT OF LABORATORY ANALYSIS

This report shall not be reproduced, except in full,
without the written consent of Pace Analytical Services, LLC.

Pace Analytical Services, LLC
8 East Tower Circle
Ormond Beach, FL 32174
(386)672-5668

ANALYTICAL RESULTS

Project: Tomoka LF Semi-Annual MWs
Pace Project No.: 35277536

Sample: B85-6 **Lab ID: 35277536002** Collected: 11/16/16 10:42 Received: 11/16/16 15:45 Matrix: Water

Parameters	Results	Units	PQL	MDL	DF	Prepared	Analyzed	CAS No.	Qual
Field Data	Analytical Method:								
Field pH	**6.30**	Std. Units			1		11/16/16 10:42		
Field Temperature	**23.1**	deg C			1		11/16/16 10:42		
Appearance	**Color: yellow, Sheen: none**				1		11/16/16 10:42		
Field Specific Conductance	**2192**	umhos/cm			1		11/16/16 10:42		
Oxygen, Dissolved	**0.09**	mg/L			1		11/16/16 10:42	7782-44-7	
REDOX	**-53.5**	mV			1		11/16/16 10:42		
Turbidity	**0.63**	NTU			1		11/16/16 10:42		
Water Level(NGVD)	**18.87**	feet			1		11/16/16 10:42		
8011 GCS EDB and DBCP	Analytical Method: EPA 8011 Preparation Method: EPA 8011								
1,2-Dibromo-3-chloropropane	**0.0046 U**	ug/L	0.019	0.0046	1	11/17/16 23:15	11/19/16 13:40	96-12-8	
1,2-Dibromoethane (EDB)	**0.0071 U**	ug/L	0.0094	0.0071	1	11/17/16 23:15	11/19/16 13:40	106-93-4	
6010 MET ICP	Analytical Method: EPA 6010 Preparation Method: EPA 3010								
Arsenic	**5.0 U**	ug/L	10.0	5.0	1	11/26/16 08:40	11/28/16 08:48	7440-38-2	
Barium	**59.9**	ug/L	10.0	5.0	1	11/26/16 08:40	11/28/16 08:48	7440-39-3	
Beryllium	**0.50 U**	ug/L	1.0	0.50	1	11/26/16 08:40	11/28/16 08:48	7440-41-7	
Cadmium	**0.50 U**	ug/L	1.0	0.50	1	11/26/16 08:40	11/28/16 08:48	7440-43-9	
Chromium	**3.3 I**	ug/L	5.0	2.5	1	11/26/16 08:40	11/28/16 08:48	7440-47-3	
Cobalt	**5.0 U**	ug/L	10.0	5.0	1	11/26/16 08:40	11/28/16 08:48	7440-48-4	
Copper	**3.1 I**	ug/L	5.0	2.5	1	11/26/16 08:40	11/28/16 08:48	7440-50-8	
Iron	**11200**	ug/L	40.0	20.0	1	11/26/16 08:40	11/28/16 08:48	7439-89-6	
Lead	**5.0 U**	ug/L	10.0	5.0	1	11/26/16 08:40	11/28/16 08:48	7439-92-1	
Nickel	**2.5 U**	ug/L	5.0	2.5	1	11/26/16 08:40	11/28/16 08:48	7440-02-0	
Selenium	**7.5 U**	ug/L	15.0	7.5	1	11/26/16 08:40	11/28/16 08:48	7782-49-2	
Silver	**12.5 U**	ug/L	25.0	12.5	5	11/26/16 08:40	11/28/16 20:36	7440-22-4	
Sodium	**188**	mg/L	1.0	0.50	1	11/26/16 08:40	11/28/16 08:48	7440-23-5	
Vanadium	**5.1 I**	ug/L	10.0	5.0	1	11/26/16 08:40	11/28/16 08:48	7440-62-2	
Zinc	**10.0 U**	ug/L	20.0	10.0	1	11/26/16 08:40	11/28/16 08:48	7440-66-6	
6020 MET ICPMS	Analytical Method: EPA 6020 Preparation Method: EPA 3010								
Antimony	**0.50 U**	ug/L	1.0	0.50	1	11/26/16 08:40	11/29/16 12:20	7440-36-0	
Thallium	**0.50 U**	ug/L	1.0	0.50	1	11/26/16 08:40	11/29/16 12:20	7440-28-0	
7470 Mercury	Analytical Method: EPA 7470 Preparation Method: EPA 7470								
Mercury	**0.10 U**	ug/L	0.20	0.10	1	11/29/16 07:07	11/29/16 20:25	7439-97-6	
8260 MSV	Analytical Method: EPA 8260								
Acetone	**10.0 U**	ug/L	20.0	10.0	1		11/28/16 06:00	67-64-1	
Acrylonitrile	**5.0 U**	ug/L	10.0	5.0	1		11/28/16 06:00	107-13-1	L3
Benzene	**1.8**	ug/L	1.0	0.10	1		11/28/16 06:00	71-43-2	
Bromochloromethane	**0.50 U**	ug/L	1.0	0.50	1		11/28/16 06:00	74-97-5	
Bromodichloromethane	**0.27 U**	ug/L	0.60	0.27	1		11/28/16 06:00	75-27-4	

REPORT OF LABORATORY ANALYSIS

This report shall not be reproduced, except in full,
without the written consent of Pace Analytical Services, LLC.

Pace Analytical Services, LLC
8 East Tower Circle
Ormond Beach, FL 32174
(386)672-5668

ANALYTICAL RESULTS

Project: Tomoka LF Semi-Annual MWs
Pace Project No.: 35277536

Sample: B85-6 **Lab ID: 35277536002** Collected: 11/16/16 10:42 Received: 11/16/16 15:45 Matrix: Water

Parameters	Results	Units	PQL	MDL	DF	Prepared	Analyzed	CAS No.	Qual
8260 MSV	Analytical Method: EPA 8260								
Bromoform	**0.50 U**	ug/L	1.0	0.50	1		11/28/16 06:00	75-25-2	
Bromomethane	**0.50 U**	ug/L	5.0	0.50	1		11/28/16 06:00	74-83-9	
2-Butanone (MEK)	**5.0 U**	ug/L	10.0	5.0	1		11/28/16 06:00	78-93-3	
Carbon disulfide	**5.0 U**	ug/L	10.0	5.0	1		11/28/16 06:00	75-15-0	
Carbon tetrachloride	**0.50 U**	ug/L	1.0	0.50	1		11/28/16 06:00	56-23-5	
Chlorobenzene	**3.3**	ug/L	1.0	0.50	1		11/28/16 06:00	108-90-7	
Chloroethane	**0.50 U**	ug/L	10.0	0.50	1		11/28/16 06:00	75-00-3	
Chloroform	**0.50 U**	ug/L	1.0	0.50	1		11/28/16 06:00	67-66-3	
Chloromethane	**0.62 U**	ug/L	1.0	0.62	1		11/28/16 06:00	74-87-3	
Dibromochloromethane	**0.26 U**	ug/L	0.50	0.26	1		11/28/16 06:00	124-48-1	
Dibromomethane	**0.50 U**	ug/L	1.0	0.50	1		11/28/16 06:00	74-95-3	
1,2-Dichlorobenzene	**0.50 U**	ug/L	1.0	0.50	1		11/28/16 06:00	95-50-1	
1,4-Dichlorobenzene	**0.69 I**	ug/L	1.0	0.50	1		11/28/16 06:00	106-46-7	
trans-1,4-Dichloro-2-butene	**5.0 U**	ug/L	10.0	5.0	1		11/28/16 06:00	110-57-6	
1,1-Dichloroethane	**0.50 U**	ug/L	1.0	0.50	1		11/28/16 06:00	75-34-3	
1,2-Dichloroethane	**0.50 U**	ug/L	1.0	0.50	1		11/28/16 06:00	107-06-2	
1,1-Dichloroethene	**0.50 U**	ug/L	1.0	0.50	1		11/28/16 06:00	75-35-4	
cis-1,2-Dichloroethene	**0.50 U**	ug/L	1.0	0.50	1		11/28/16 06:00	156-59-2	
trans-1,2-Dichloroethene	**0.50 U**	ug/L	1.0	0.50	1		11/28/16 06:00	156-60-5	
1,2-Dichloropropane	**0.50 U**	ug/L	1.0	0.50	1		11/28/16 06:00	78-87-5	
cis-1,3-Dichloropropene	**0.25 U**	ug/L	0.50	0.25	1		11/28/16 06:00	10061-01-5	
trans-1,3-Dichloropropene	**0.25 U**	ug/L	0.50	0.25	1		11/28/16 06:00	10061-02-6	
Ethylbenzene	**0.50 U**	ug/L	1.0	0.50	1		11/28/16 06:00	100-41-4	
2-Hexanone	**5.0 U**	ug/L	10.0	5.0	1		11/28/16 06:00	591-78-6	
Iodomethane	**0.50 U**	ug/L	10.0	0.50	1		11/28/16 06:00	74-88-4	
Methylene Chloride	**2.5 U**	ug/L	5.0	2.5	1		11/28/16 06:00	75-09-2	
4-Methyl-2-pentanone (MIBK)	**5.0 U**	ug/L	10.0	5.0	1		11/28/16 06:00	108-10-1	
Styrene	**0.50 U**	ug/L	1.0	0.50	1		11/28/16 06:00	100-42-5	
1,1,1,2-Tetrachloroethane	**0.50 U**	ug/L	1.0	0.50	1		11/28/16 06:00	630-20-6	
1,1,2,2-Tetrachloroethane	**0.12 U**	ug/L	0.50	0.12	1		11/28/16 06:00	79-34-5	
Tetrachloroethene	**0.50 U**	ug/L	1.0	0.50	1		11/28/16 06:00	127-18-4	
Toluene	**0.50 U**	ug/L	1.0	0.50	1		11/28/16 06:00	108-88-3	
1,1,1-Trichloroethane	**0.50 U**	ug/L	1.0	0.50	1		11/28/16 06:00	71-55-6	
1,1,2-Trichloroethane	**0.50 U**	ug/L	1.0	0.50	1		11/28/16 06:00	79-00-5	
Trichloroethene	**0.50 U**	ug/L	1.0	0.50	1		11/28/16 06:00	79-01-6	
Trichlorofluoromethane	**0.50 U**	ug/L	1.0	0.50	1		11/28/16 06:00	75-69-4	
1,2,3-Trichloropropane	**0.59 U**	ug/L	1.0	0.59	1		11/28/16 06:00	96-18-4	
Vinyl acetate	**1.0 U**	ug/L	2.0	1.0	1		11/28/16 06:00	108-05-4	
Vinyl chloride	**0.50 U**	ug/L	1.0	0.50	1		11/28/16 06:00	75-01-4	
Xylene (Total)	**1.5 U**	ug/L	3.0	1.5	1		11/28/16 06:00	1330-20-7	
Surrogates									
4-Bromofluorobenzene (S)	98	%	89-111		1		11/28/16 06:00	460-00-4	
1,2-Dichloroethane-d4 (S)	97	%	75-135		1		11/28/16 06:00	17060-07-0	
Toluene-d8 (S)	103	%	89-112		1		11/28/16 06:00	2037-26-5	

REPORT OF LABORATORY ANALYSIS

This report shall not be reproduced, except in full,
without the written consent of Pace Analytical Services, LLC.

Pace Analytical Services, LLC
8 East Tower Circle
Ormond Beach, FL 32174
(386)672-5668

ANALYTICAL RESULTS

Project: Tomoka LF Semi-Annual MWs
Pace Project No.: 35277536

Sample: B85-6 **Lab ID: 35277536002** Collected: 11/16/16 10:42 Received: 11/16/16 15:45 Matrix: Water

Parameters	Results	Units	PQL	MDL	DF	Prepared	Analyzed	CAS No.	Qual
2540C Total Dissolved Solids	Analytical Method: SM 2540C								
Total Dissolved Solids	**1380**	mg/L	10.0	10.0	1		11/21/16 18:50		
300.0 IC Anions 28 Days	Analytical Method: EPA 300.0								
Chloride	**271**	mg/L	50.0	25.0	10		11/24/16 00:41	16887-00-6	
350.1 Ammonia	Analytical Method: EPA 350.1								
Nitrogen, Ammonia	**17.8**	mg/L	0.050	0.020	1		12/06/16 11:31	7664-41-7	
353.2 Nitrogen, NO2/NO3 unpres	Analytical Method: EPA 353.2								
Nitrogen, Nitrate	**0.025 I**	mg/L	0.040	0.010	1		11/18/16 07:44		

REPORT OF LABORATORY ANALYSIS

This report shall not be reproduced, except in full,
without the written consent of Pace Analytical Services, LLC.

Pace Analytical Services, LLC
8 East Tower Circle
Ormond Beach, FL 32174
(386)672-5668

ANALYTICAL RESULTS

Project: Tomoka LF Semi-Annual MWs
Pace Project No.: 35277536

Sample: B85-6 Dup **Lab ID: 35277536003** Collected: 11/16/16 10:42 Received: 11/16/16 15:45 Matrix: Water

Parameters	Results	Units	PQL	MDL	DF	Prepared	Analyzed	CAS No.	Qual
Field Data	Analytical Method:								
Field pH	**6.30**	Std. Units			1		11/16/16 10:42		
Field Temperature	**23.1**	deg C			1		11/16/16 10:42		
Appearance	**Color: yellow, Sheen: none**				1		11/16/16 10:42		
Field Specific Conductance	**2192**	umhos/cm			1		11/16/16 10:42		
Oxygen, Dissolved	**0.09**	mg/L			1		11/16/16 10:42	7782-44-7	
REDOX	**-53.5**	mV			1		11/16/16 10:42		
Turbidity	**0.63**	NTU			1		11/16/16 10:42		
Water Level(NGVD)	**18.87**	feet			1		11/16/16 10:42		
8011 GCS EDB and DBCP	Analytical Method: EPA 8011 Preparation Method: EPA 8011								
1,2-Dibromo-3-chloropropane	**0.0046 U**	ug/L	0.019	0.0046	1	11/17/16 23:15	11/19/16 13:55	96-12-8	
1,2-Dibromoethane (EDB)	**0.0071 U**	ug/L	0.0094	0.0071	1	11/17/16 23:15	11/19/16 13:55	106-93-4	
6010 MET ICP	Analytical Method: EPA 6010 Preparation Method: EPA 3010								
Arsenic	**5.0 U**	ug/L	10.0	5.0	1	11/26/16 08:40	11/28/16 08:52	7440-38-2	
Barium	**59.9**	ug/L	10.0	5.0	1	11/26/16 08:40	11/28/16 08:52	7440-39-3	
Beryllium	**0.50 U**	ug/L	1.0	0.50	1	11/26/16 08:40	11/28/16 08:52	7440-41-7	
Cadmium	**0.51 I**	ug/L	1.0	0.50	1	11/26/16 08:40	11/28/16 08:52	7440-43-9	
Chromium	**4.5 I**	ug/L	5.0	2.5	1	11/26/16 08:40	11/28/16 08:52	7440-47-3	
Cobalt	**5.0 U**	ug/L	10.0	5.0	1	11/26/16 08:40	11/28/16 08:52	7440-48-4	
Copper	**3.3 I**	ug/L	5.0	2.5	1	11/26/16 08:40	11/28/16 08:52	7440-50-8	
Iron	**11200**	ug/L	40.0	20.0	1	11/26/16 08:40	11/28/16 08:52	7439-89-6	
Lead	**5.0 U**	ug/L	10.0	5.0	1	11/26/16 08:40	11/28/16 08:52	7439-92-1	
Nickel	**2.5 U**	ug/L	5.0	2.5	1	11/26/16 08:40	11/28/16 08:52	7440-02-0	
Selenium	**8.9 I**	ug/L	15.0	7.5	1	11/26/16 08:40	11/28/16 08:52	7782-49-2	
Silver	**12.5 U**	ug/L	25.0	12.5	5	11/26/16 08:40	11/28/16 20:40	7440-22-4	
Sodium	**188**	mg/L	1.0	0.50	1	11/26/16 08:40	11/28/16 08:52	7440-23-5	
Vanadium	**5.0 U**	ug/L	10.0	5.0	1	11/26/16 08:40	11/28/16 08:52	7440-62-2	
Zinc	**10.0 U**	ug/L	20.0	10.0	1	11/26/16 08:40	11/28/16 08:52	7440-66-6	
6020 MET ICPMS	Analytical Method: EPA 6020 Preparation Method: EPA 3010								
Antimony	**0.50 U**	ug/L	1.0	0.50	1	11/26/16 08:40	11/29/16 12:41	7440-36-0	
Thallium	**0.50 U**	ug/L	1.0	0.50	1	11/26/16 08:40	11/29/16 12:41	7440-28-0	
7470 Mercury	Analytical Method: EPA 7470 Preparation Method: EPA 7470								
Mercury	**0.10 U**	ug/L	0.20	0.10	1	11/29/16 07:07	11/29/16 20:32	7439-97-6	
8260 MSV	Analytical Method: EPA 8260								
Acetone	**10.0 U**	ug/L	20.0	10.0	1		11/28/16 06:53	67-64-1	
Acrylonitrile	**5.0 U**	ug/L	10.0	5.0	1		11/28/16 06:53	107-13-1	L3
Benzene	**1.9**	ug/L	1.0	0.10	1		11/28/16 06:53	71-43-2	
Bromochloromethane	**0.50 U**	ug/L	1.0	0.50	1		11/28/16 06:53	74-97-5	
Bromodichloromethane	**0.27 U**	ug/L	0.60	0.27	1		11/28/16 06:53	75-27-4	

REPORT OF LABORATORY ANALYSIS

This report shall not be reproduced, except in full,
without the written consent of Pace Analytical Services, LLC.

Pace Analytical Services, LLC
8 East Tower Circle
Ormond Beach, FL 32174
(386)672-5668

ANALYTICAL RESULTS

Project: Tomoka LF Semi-Annual MWs
Pace Project No.: 35277536

Sample: B85-6 Dup **Lab ID: 35277536003** Collected: 11/16/16 10:42 Received: 11/16/16 15:45 Matrix: Water

Parameters	Results	Units	PQL	MDL	DF	Prepared	Analyzed	CAS No.	Qual
8260 MSV	Analytical Method: EPA 8260								
Bromoform	**0.50 U**	ug/L	1.0	0.50	1		11/28/16 06:53	75-25-2	
Bromomethane	**0.50 U**	ug/L	5.0	0.50	1		11/28/16 06:53	74-83-9	
2-Butanone (MEK)	**5.0 U**	ug/L	10.0	5.0	1		11/28/16 06:53	78-93-3	
Carbon disulfide	**5.0 U**	ug/L	10.0	5.0	1		11/28/16 06:53	75-15-0	
Carbon tetrachloride	**0.50 U**	ug/L	1.0	0.50	1		11/28/16 06:53	56-23-5	
Chlorobenzene	**3.5**	ug/L	1.0	0.50	1		11/28/16 06:53	108-90-7	
Chloroethane	**0.50 U**	ug/L	10.0	0.50	1		11/28/16 06:53	75-00-3	
Chloroform	**0.50 U**	ug/L	1.0	0.50	1		11/28/16 06:53	67-66-3	
Chloromethane	**0.62 U**	ug/L	1.0	0.62	1		11/28/16 06:53	74-87-3	
Dibromochloromethane	**0.26 U**	ug/L	0.50	0.26	1		11/28/16 06:53	124-48-1	
Dibromomethane	**0.50 U**	ug/L	1.0	0.50	1		11/28/16 06:53	74-95-3	
1,2-Dichlorobenzene	**0.50 U**	ug/L	1.0	0.50	1		11/28/16 06:53	95-50-1	
1,4-Dichlorobenzene	**0.69 I**	ug/L	1.0	0.50	1		11/28/16 06:53	106-46-7	
trans-1,4-Dichloro-2-butene	**5.0 U**	ug/L	10.0	5.0	1		11/28/16 06:53	110-57-6	
1,1-Dichloroethane	**0.50 U**	ug/L	1.0	0.50	1		11/28/16 06:53	75-34-3	
1,2-Dichloroethane	**0.50 U**	ug/L	1.0	0.50	1		11/28/16 06:53	107-06-2	
1,1-Dichloroethene	**0.50 U**	ug/L	1.0	0.50	1		11/28/16 06:53	75-35-4	
cis-1,2-Dichloroethene	**0.50 U**	ug/L	1.0	0.50	1		11/28/16 06:53	156-59-2	
trans-1,2-Dichloroethene	**0.50 U**	ug/L	1.0	0.50	1		11/28/16 06:53	156-60-5	
1,2-Dichloropropane	**0.50 U**	ug/L	1.0	0.50	1		11/28/16 06:53	78-87-5	
cis-1,3-Dichloropropene	**0.25 U**	ug/L	0.50	0.25	1		11/28/16 06:53	10061-01-5	
trans-1,3-Dichloropropene	**0.25 U**	ug/L	0.50	0.25	1		11/28/16 06:53	10061-02-6	
Ethylbenzene	**0.50 U**	ug/L	1.0	0.50	1		11/28/16 06:53	100-41-4	
2-Hexanone	**5.0 U**	ug/L	10.0	5.0	1		11/28/16 06:53	591-78-6	
Iodomethane	**0.50 U**	ug/L	10.0	0.50	1		11/28/16 06:53	74-88-4	
Methylene Chloride	**2.5 U**	ug/L	5.0	2.5	1		11/28/16 06:53	75-09-2	
4-Methyl-2-pentanone (MIBK)	**5.0 U**	ug/L	10.0	5.0	1		11/28/16 06:53	108-10-1	
Styrene	**0.50 U**	ug/L	1.0	0.50	1		11/28/16 06:53	100-42-5	
1,1,1,2-Tetrachloroethane	**0.50 U**	ug/L	1.0	0.50	1		11/28/16 06:53	630-20-6	
1,1,2,2-Tetrachloroethane	**0.12 U**	ug/L	0.50	0.12	1		11/28/16 06:53	79-34-5	
Tetrachloroethene	**0.50 U**	ug/L	1.0	0.50	1		11/28/16 06:53	127-18-4	
Toluene	**0.50 U**	ug/L	1.0	0.50	1		11/28/16 06:53	108-88-3	
1,1,1-Trichloroethane	**0.50 U**	ug/L	1.0	0.50	1		11/28/16 06:53	71-55-6	
1,1,2-Trichloroethane	**0.50 U**	ug/L	1.0	0.50	1		11/28/16 06:53	79-00-5	
Trichloroethene	**0.50 U**	ug/L	1.0	0.50	1		11/28/16 06:53	79-01-6	
Trichlorofluoromethane	**0.50 U**	ug/L	1.0	0.50	1		11/28/16 06:53	75-69-4	
1,2,3-Trichloropropane	**0.59 U**	ug/L	1.0	0.59	1		11/28/16 06:53	96-18-4	
Vinyl acetate	**1.0 U**	ug/L	2.0	1.0	1		11/28/16 06:53	108-05-4	
Vinyl chloride	**0.50 U**	ug/L	1.0	0.50	1		11/28/16 06:53	75-01-4	
Xylene (Total)	**1.5 U**	ug/L	3.0	1.5	1		11/28/16 06:53	1330-20-7	
Surrogates									
4-Bromofluorobenzene (S)	100	%	89-111		1		11/28/16 06:53	460-00-4	
1,2-Dichloroethane-d4 (S)	99	%	75-135		1		11/28/16 06:53	17060-07-0	
Toluene-d8 (S)	102	%	89-112		1		11/28/16 06:53	2037-26-5	

REPORT OF LABORATORY ANALYSIS

This report shall not be reproduced, except in full,
without the written consent of Pace Analytical Services, LLC.

Pace Analytical Services, LLC
8 East Tower Circle
Ormond Beach, FL 32174
(386)672-5668

ANALYTICAL RESULTS

Project: Tomoka LF Semi-Annual MWs
Pace Project No.: 35277536

Sample: B85-6 Dup **Lab ID: 35277536003** Collected: 11/16/16 10:42 Received: 11/16/16 15:45 Matrix: Water

Parameters	Results	Units	PQL	MDL	DF	Prepared	Analyzed	CAS No.	Qual
2540C Total Dissolved Solids	Analytical Method: SM 2540C								
Total Dissolved Solids	**1370**	mg/L	10.0	10.0	1		11/21/16 18:50		
300.0 IC Anions 28 Days	Analytical Method: EPA 300.0								
Chloride	**268**	mg/L	50.0	25.0	10		11/24/16 01:00	16887-00-6	
350.1 Ammonia	Analytical Method: EPA 350.1								
Nitrogen, Ammonia	**17.6**	mg/L	0.050	0.020	1		12/06/16 11:33	7664-41-7	
353.2 Nitrogen, NO2/NO3 unpres	Analytical Method: EPA 353.2								
Nitrogen, Nitrate	**0.023 I**	mg/L	0.040	0.010	1		11/18/16 07:45		

REPORT OF LABORATORY ANALYSIS

This report shall not be reproduced, except in full,
without the written consent of Pace Analytical Services, LLC.

Pace Analytical Services, LLC
8 East Tower Circle
Ormond Beach, FL 32174
(386)672-5668

ANALYTICAL RESULTS

Project: Tomoka LF Semi-Annual MWs
Pace Project No.: 35277536

Sample: B85 **Lab ID: 35277536004** Collected: 11/16/16 11:37 Received: 11/16/16 15:45 Matrix: Water

Parameters	Results	Units	PQL	MDL	DF	Prepared	Analyzed	CAS No.	Qual
Field Data	Analytical Method:								
Field pH	**6.36**	Std. Units			1		11/16/16 11:37		
Field Temperature	**23.1**	deg C			1		11/16/16 11:37		
Appearance	**Color: yellow, Sheen: none**				1		11/16/16 11:37		
Field Specific Conductance	**1888**	umhos/cm			1		11/16/16 11:37		
Oxygen, Dissolved	**0.06**	mg/L			1		11/16/16 11:37	7782-44-7	
REDOX	**-56.2**	mV			1		11/16/16 11:37		
Turbidity	**0.39**	NTU			1		11/16/16 11:37		
Water Level(NGVD)	**18.93**	feet			1		11/16/16 11:37		
8011 GCS EDB and DBCP	Analytical Method: EPA 8011 Preparation Method: EPA 8011								
1,2-Dibromo-3-chloropropane	**0.0047 U**	ug/L	0.019	0.0047	1	11/17/16 23:15	11/19/16 14:10	96-12-8	
1,2-Dibromoethane (EDB)	**0.0072 U**	ug/L	0.0096	0.0072	1	11/17/16 23:15	11/19/16 14:10	106-93-4	
6010 MET ICP	Analytical Method: EPA 6010 Preparation Method: EPA 3010								
Arsenic	**5.0 U**	ug/L	10.0	5.0	1	11/26/16 08:40	11/28/16 08:56	7440-38-2	
Barium	**55.3**	ug/L	10.0	5.0	1	11/26/16 08:40	11/28/16 08:56	7440-39-3	
Beryllium	**0.50 U**	ug/L	1.0	0.50	1	11/26/16 08:40	11/28/16 08:56	7440-41-7	
Cadmium	**0.50 U**	ug/L	1.0	0.50	1	11/26/16 08:40	11/28/16 08:56	7440-43-9	
Chromium	**4.9 I**	ug/L	5.0	2.5	1	11/26/16 08:40	11/28/16 08:56	7440-47-3	
Cobalt	**5.0 U**	ug/L	10.0	5.0	1	11/26/16 08:40	11/28/16 08:56	7440-48-4	
Copper	**2.5 U**	ug/L	5.0	2.5	1	11/26/16 08:40	11/28/16 08:56	7440-50-8	
Iron	**6740**	ug/L	40.0	20.0	1	11/26/16 08:40	11/28/16 08:56	7439-89-6	
Lead	**5.0 U**	ug/L	10.0	5.0	1	11/26/16 08:40	11/28/16 08:56	7439-92-1	
Nickel	**2.5 U**	ug/L	5.0	2.5	1	11/26/16 08:40	11/28/16 08:56	7440-02-0	
Selenium	**7.5 U**	ug/L	15.0	7.5	1	11/26/16 08:40	11/28/16 08:56	7782-49-2	
Silver	**2.5 U**	ug/L	5.0	2.5	1	11/26/16 08:40	11/28/16 08:56	7440-22-4	
Sodium	**121**	mg/L	1.0	0.50	1	11/26/16 08:40	11/28/16 08:56	7440-23-5	
Vanadium	**5.0 U**	ug/L	10.0	5.0	1	11/26/16 08:40	11/28/16 08:56	7440-62-2	
Zinc	**10.0 U**	ug/L	20.0	10.0	1	11/26/16 08:40	11/28/16 08:56	7440-66-6	
6020 MET ICPMS	Analytical Method: EPA 6020 Preparation Method: EPA 3010								
Antimony	**0.50 U**	ug/L	1.0	0.50	1	11/26/16 08:40	11/29/16 12:44	7440-36-0	
Thallium	**0.50 U**	ug/L	1.0	0.50	1	11/26/16 08:40	11/29/16 12:44	7440-28-0	
7470 Mercury	Analytical Method: EPA 7470 Preparation Method: EPA 7470								
Mercury	**0.10 U**	ug/L	0.20	0.10	1	11/29/16 07:07	11/29/16 20:34	7439-97-6	
8260 MSV	Analytical Method: EPA 8260								
Acetone	**10.0 U**	ug/L	20.0	10.0	1		11/28/16 07:20	67-64-1	
Acrylonitrile	**5.0 U**	ug/L	10.0	5.0	1		11/28/16 07:20	107-13-1	L3
Benzene	**0.10 U**	ug/L	1.0	0.10	1		11/28/16 07:20	71-43-2	
Bromochloromethane	**0.50 U**	ug/L	1.0	0.50	1		11/28/16 07:20	74-97-5	
Bromodichloromethane	**0.27 U**	ug/L	0.60	0.27	1		11/28/16 07:20	75-27-4	

REPORT OF LABORATORY ANALYSIS

This report shall not be reproduced, except in full,
without the written consent of Pace Analytical Services, LLC.

Pace Analytical Services, LLC
8 East Tower Circle
Ormond Beach, FL 32174
(386)672-5668

ANALYTICAL RESULTS

Project: Tomoka LF Semi-Annual MWs
Pace Project No.: 35277536

Sample: B85 **Lab ID: 35277536004** Collected: 11/16/16 11:37 Received: 11/16/16 15:45 Matrix: Water

Parameters	Results	Units	PQL	MDL	DF	Prepared	Analyzed	CAS No.	Qual
8260 MSV	Analytical Method: EPA 8260								
Bromoform	**0.50 U**	ug/L	1.0	0.50	1		11/28/16 07:20	75-25-2	
Bromomethane	**0.50 U**	ug/L	5.0	0.50	1		11/28/16 07:20	74-83-9	
2-Butanone (MEK)	**5.0 U**	ug/L	10.0	5.0	1		11/28/16 07:20	78-93-3	
Carbon disulfide	**5.0 U**	ug/L	10.0	5.0	1		11/28/16 07:20	75-15-0	
Carbon tetrachloride	**0.50 U**	ug/L	1.0	0.50	1		11/28/16 07:20	56-23-5	
Chlorobenzene	**3.3**	ug/L	1.0	0.50	1		11/28/16 07:20	108-90-7	
Chloroethane	**0.50 U**	ug/L	10.0	0.50	1		11/28/16 07:20	75-00-3	
Chloroform	**0.50 U**	ug/L	1.0	0.50	1		11/28/16 07:20	67-66-3	
Chloromethane	**0.62 U**	ug/L	1.0	0.62	1		11/28/16 07:20	74-87-3	
Dibromochloromethane	**0.26 U**	ug/L	0.50	0.26	1		11/28/16 07:20	124-48-1	
Dibromomethane	**0.50 U**	ug/L	1.0	0.50	1		11/28/16 07:20	74-95-3	
1,2-Dichlorobenzene	**0.50 U**	ug/L	1.0	0.50	1		11/28/16 07:20	95-50-1	
1,4-Dichlorobenzene	**0.84 I**	ug/L	1.0	0.50	1		11/28/16 07:20	106-46-7	
trans-1,4-Dichloro-2-butene	**5.0 U**	ug/L	10.0	5.0	1		11/28/16 07:20	110-57-6	
1,1-Dichloroethane	**0.50 U**	ug/L	1.0	0.50	1		11/28/16 07:20	75-34-3	
1,2-Dichloroethane	**0.50 U**	ug/L	1.0	0.50	1		11/28/16 07:20	107-06-2	
1,1-Dichloroethene	**0.50 U**	ug/L	1.0	0.50	1		11/28/16 07:20	75-35-4	
cis-1,2-Dichloroethene	**0.50 U**	ug/L	1.0	0.50	1		11/28/16 07:20	156-59-2	
trans-1,2-Dichloroethene	**0.50 U**	ug/L	1.0	0.50	1		11/28/16 07:20	156-60-5	
1,2-Dichloropropane	**0.50 U**	ug/L	1.0	0.50	1		11/28/16 07:20	78-87-5	
cis-1,3-Dichloropropene	**0.25 U**	ug/L	0.50	0.25	1		11/28/16 07:20	10061-01-5	
trans-1,3-Dichloropropene	**0.25 U**	ug/L	0.50	0.25	1		11/28/16 07:20	10061-02-6	
Ethylbenzene	**0.50 U**	ug/L	1.0	0.50	1		11/28/16 07:20	100-41-4	
2-Hexanone	**5.0 U**	ug/L	10.0	5.0	1		11/28/16 07:20	591-78-6	
Iodomethane	**0.50 U**	ug/L	10.0	0.50	1		11/28/16 07:20	74-88-4	
Methylene Chloride	**2.5 U**	ug/L	5.0	2.5	1		11/28/16 07:20	75-09-2	
4-Methyl-2-pentanone (MIBK)	**5.0 U**	ug/L	10.0	5.0	1		11/28/16 07:20	108-10-1	
Styrene	**0.50 U**	ug/L	1.0	0.50	1		11/28/16 07:20	100-42-5	
1,1,1,2-Tetrachloroethane	**0.50 U**	ug/L	1.0	0.50	1		11/28/16 07:20	630-20-6	
1,1,2,2-Tetrachloroethane	**0.12 U**	ug/L	0.50	0.12	1		11/28/16 07:20	79-34-5	
Tetrachloroethene	**0.50 U**	ug/L	1.0	0.50	1		11/28/16 07:20	127-18-4	
Toluene	**0.50 U**	ug/L	1.0	0.50	1		11/28/16 07:20	108-88-3	
1,1,1-Trichloroethane	**0.50 U**	ug/L	1.0	0.50	1		11/28/16 07:20	71-55-6	
1,1,2-Trichloroethane	**0.50 U**	ug/L	1.0	0.50	1		11/28/16 07:20	79-00-5	
Trichloroethene	**0.50 U**	ug/L	1.0	0.50	1		11/28/16 07:20	79-01-6	
Trichlorofluoromethane	**0.50 U**	ug/L	1.0	0.50	1		11/28/16 07:20	75-69-4	
1,2,3-Trichloropropane	**0.59 U**	ug/L	1.0	0.59	1		11/28/16 07:20	96-18-4	
Vinyl acetate	**1.0 U**	ug/L	2.0	1.0	1		11/28/16 07:20	108-05-4	
Vinyl chloride	**0.50 U**	ug/L	1.0	0.50	1		11/28/16 07:20	75-01-4	
Xylene (Total)	**1.5 U**	ug/L	3.0	1.5	1		11/28/16 07:20	1330-20-7	
Surrogates									
4-Bromofluorobenzene (S)	100	%	89-111		1		11/28/16 07:20	460-00-4	
1,2-Dichloroethane-d4 (S)	102	%	75-135		1		11/28/16 07:20	17060-07-0	
Toluene-d8 (S)	104	%	89-112		1		11/28/16 07:20	2037-26-5	

REPORT OF LABORATORY ANALYSIS

This report shall not be reproduced, except in full,
without the written consent of Pace Analytical Services, LLC.

Pace Analytical Services, LLC
8 East Tower Circle
Ormond Beach, FL 32174
(386)672-5668

ANALYTICAL RESULTS

Project: Tomoka LF Semi-Annual MWs
Pace Project No.: 35277536

Sample: B85 **Lab ID: 35277536004** Collected: 11/16/16 11:37 Received: 11/16/16 15:45 Matrix: Water

Parameters	Results	Units	PQL	MDL	DF	Prepared	Analyzed	CAS No.	Qual
2540C Total Dissolved Solids	Analytical Method: SM 2540C								
Total Dissolved Solids	**996**	mg/L	10.0	10.0	1		11/21/16 18:51		
300.0 IC Anions 28 Days	Analytical Method: EPA 300.0								
Chloride	**152**	mg/L	5.0	2.5	1		11/24/16 01:58	16887-00-6	J(M1)
350.1 Ammonia	Analytical Method: EPA 350.1								
Nitrogen, Ammonia	**19.2**	mg/L	0.050	0.020	1		12/06/16 11:35	7664-41-7	
353.2 Nitrogen, NO2/NO3 unpres	Analytical Method: EPA 353.2								
Nitrogen, Nitrate	**0.026 I**	mg/L	0.040	0.010	1		11/18/16 09:03		

REPORT OF LABORATORY ANALYSIS

This report shall not be reproduced, except in full,
without the written consent of Pace Analytical Services, LLC.

Pace Analytical Services, LLC
8 East Tower Circle
Ormond Beach, FL 32174
(386)672-5668

ANALYTICAL RESULTS

Project: Tomoka LF Semi-Annual MWs
Pace Project No.: 35277536

Sample: B40-1 **Lab ID: 35277536005** Collected: 11/16/16 13:06 Received: 11/16/16 15:45 Matrix: Water

Parameters	Results	Units	PQL	MDL	DF	Prepared	Analyzed	CAS No.	Qual
Field Data	Analytical Method:								
Field pH	**5.50**	Std. Units			1		11/16/16 13:06		
Field Temperature	**22.9**	deg C			1		11/16/16 13:06		
Appearance	**Color: yellow, Sheen: none**				1		11/16/16 13:06		
Field Specific Conductance	**723**	umhos/cm			1		11/16/16 13:06		
Oxygen, Dissolved	**0.11**	mg/L			1		11/16/16 13:06	7782-44-7	
REDOX	**30.3**	mV			1		11/16/16 13:06		
Turbidity	**0.05**	NTU			1		11/16/16 13:06		
Water Level(NGVD)	**21.32**	feet			1		11/16/16 13:06		
8011 GCS EDB and DBCP	Analytical Method: EPA 8011 Preparation Method: EPA 8011								
1,2-Dibromo-3-chloropropane	**0.0048 U**	ug/L	0.020	0.0048	1	11/17/16 23:15	11/19/16 14:25	96-12-8	
1,2-Dibromoethane (EDB)	**0.0074 U**	ug/L	0.0098	0.0074	1	11/17/16 23:15	11/19/16 14:25	106-93-4	
6010 MET ICP	Analytical Method: EPA 6010 Preparation Method: EPA 3010								
Arsenic	**5.0 U**	ug/L	10.0	5.0	1	11/26/16 08:40	11/28/16 09:00	7440-38-2	
Barium	**200**	ug/L	10.0	5.0	1	11/26/16 08:40	11/28/16 09:00	7440-39-3	
Beryllium	**0.50 U**	ug/L	1.0	0.50	1	11/26/16 08:40	11/28/16 09:00	7440-41-7	
Cadmium	**0.50 U**	ug/L	1.0	0.50	1	11/26/16 08:40	11/28/16 09:00	7440-43-9	
Chromium	**2.8 I**	ug/L	5.0	2.5	1	11/26/16 08:40	11/28/16 09:00	7440-47-3	
Cobalt	**5.0 U**	ug/L	10.0	5.0	1	11/26/16 08:40	11/28/16 09:00	7440-48-4	
Copper	**2.8 I**	ug/L	5.0	2.5	1	11/26/16 08:40	11/28/16 09:00	7440-50-8	
Iron	**22600**	ug/L	40.0	20.0	1	11/26/16 08:40	11/28/16 09:00	7439-89-6	
Lead	**5.3 I**	ug/L	10.0	5.0	1	11/26/16 08:40	11/28/16 09:00	7439-92-1	
Nickel	**2.5 U**	ug/L	5.0	2.5	1	11/26/16 08:40	11/28/16 09:00	7440-02-0	
Selenium	**7.5 U**	ug/L	15.0	7.5	1	11/26/16 08:40	11/28/16 09:00	7782-49-2	
Silver	**25.0 U**	ug/L	50.0	25.0	10	11/26/16 08:40	11/28/16 20:44	7440-22-4	
Sodium	**57.1**	mg/L	1.0	0.50	1	11/26/16 08:40	11/28/16 09:00	7440-23-5	
Vanadium	**5.0 U**	ug/L	10.0	5.0	1	11/26/16 08:40	11/28/16 09:00	7440-62-2	
Zinc	**10.0 U**	ug/L	20.0	10.0	1	11/26/16 08:40	11/28/16 09:00	7440-66-6	
6020 MET ICPMS	Analytical Method: EPA 6020 Preparation Method: EPA 3010								
Antimony	**0.50 U**	ug/L	1.0	0.50	1	11/26/16 08:40	11/29/16 12:48	7440-36-0	
Thallium	**0.50 U**	ug/L	1.0	0.50	1	11/26/16 08:40	11/29/16 12:48	7440-28-0	
7470 Mercury	Analytical Method: EPA 7470 Preparation Method: EPA 7470								
Mercury	**0.10 U**	ug/L	0.20	0.10	1	11/29/16 07:07	11/29/16 20:36	7439-97-6	
8260 MSV	Analytical Method: EPA 8260								
Acetone	**10.0 U**	ug/L	20.0	10.0	1		11/28/16 07:46	67-64-1	
Acrylonitrile	**5.0 U**	ug/L	10.0	5.0	1		11/28/16 07:46	107-13-1	L3
Benzene	**0.10 U**	ug/L	1.0	0.10	1		11/28/16 07:46	71-43-2	
Bromochloromethane	**0.50 U**	ug/L	1.0	0.50	1		11/28/16 07:46	74-97-5	
Bromodichloromethane	**0.27 U**	ug/L	0.60	0.27	1		11/28/16 07:46	75-27-4	

REPORT OF LABORATORY ANALYSIS

This report shall not be reproduced, except in full,
without the written consent of Pace Analytical Services, LLC.

Pace Analytical Services, LLC
8 East Tower Circle
Ormond Beach, FL 32174
(386)672-5668

ANALYTICAL RESULTS

Project: Tomoka LF Semi-Annual MWs
Pace Project No.: 35277536

Sample: B40-1 **Lab ID: 35277536005** Collected: 11/16/16 13:06 Received: 11/16/16 15:45 Matrix: Water

Parameters	Results	Units	PQL	MDL	DF	Prepared	Analyzed	CAS No.	Qual
8260 MSV	Analytical Method: EPA 8260								
Bromoform	**0.50 U**	ug/L	1.0	0.50	1		11/28/16 07:46	75-25-2	
Bromomethane	**0.50 U**	ug/L	5.0	0.50	1		11/28/16 07:46	74-83-9	
2-Butanone (MEK)	**5.0 U**	ug/L	10.0	5.0	1		11/28/16 07:46	78-93-3	
Carbon disulfide	**5.0 U**	ug/L	10.0	5.0	1		11/28/16 07:46	75-15-0	
Carbon tetrachloride	**0.50 U**	ug/L	1.0	0.50	1		11/28/16 07:46	56-23-5	
Chlorobenzene	**0.50 U**	ug/L	1.0	0.50	1		11/28/16 07:46	108-90-7	
Chloroethane	**0.50 U**	ug/L	10.0	0.50	1		11/28/16 07:46	75-00-3	
Chloroform	**0.50 U**	ug/L	1.0	0.50	1		11/28/16 07:46	67-66-3	
Chloromethane	**0.62 U**	ug/L	1.0	0.62	1		11/28/16 07:46	74-87-3	
Dibromochloromethane	**0.26 U**	ug/L	0.50	0.26	1		11/28/16 07:46	124-48-1	
Dibromomethane	**0.50 U**	ug/L	1.0	0.50	1		11/28/16 07:46	74-95-3	
1,2-Dichlorobenzene	**0.50 U**	ug/L	1.0	0.50	1		11/28/16 07:46	95-50-1	
1,4-Dichlorobenzene	**0.50 U**	ug/L	1.0	0.50	1		11/28/16 07:46	106-46-7	
trans-1,4-Dichloro-2-butene	**5.0 U**	ug/L	10.0	5.0	1		11/28/16 07:46	110-57-6	
1,1-Dichloroethane	**0.50 U**	ug/L	1.0	0.50	1		11/28/16 07:46	75-34-3	
1,2-Dichloroethane	**0.50 U**	ug/L	1.0	0.50	1		11/28/16 07:46	107-06-2	
1,1-Dichloroethene	**0.50 U**	ug/L	1.0	0.50	1		11/28/16 07:46	75-35-4	
cis-1,2-Dichloroethene	**0.50 U**	ug/L	1.0	0.50	1		11/28/16 07:46	156-59-2	
trans-1,2-Dichloroethene	**0.50 U**	ug/L	1.0	0.50	1		11/28/16 07:46	156-60-5	
1,2-Dichloropropane	**0.50 U**	ug/L	1.0	0.50	1		11/28/16 07:46	78-87-5	
cis-1,3-Dichloropropene	**0.25 U**	ug/L	0.50	0.25	1		11/28/16 07:46	10061-01-5	
trans-1,3-Dichloropropene	**0.25 U**	ug/L	0.50	0.25	1		11/28/16 07:46	10061-02-6	
Ethylbenzene	**0.50 U**	ug/L	1.0	0.50	1		11/28/16 07:46	100-41-4	
2-Hexanone	**5.0 U**	ug/L	10.0	5.0	1		11/28/16 07:46	591-78-6	
Iodomethane	**0.50 U**	ug/L	10.0	0.50	1		11/28/16 07:46	74-88-4	
Methylene Chloride	**2.5 U**	ug/L	5.0	2.5	1		11/28/16 07:46	75-09-2	
4-Methyl-2-pentanone (MIBK)	**5.0 U**	ug/L	10.0	5.0	1		11/28/16 07:46	108-10-1	
Styrene	**0.50 U**	ug/L	1.0	0.50	1		11/28/16 07:46	100-42-5	
1,1,1,2-Tetrachloroethane	**0.50 U**	ug/L	1.0	0.50	1		11/28/16 07:46	630-20-6	
1,1,2,2-Tetrachloroethane	**0.12 U**	ug/L	0.50	0.12	1		11/28/16 07:46	79-34-5	
Tetrachloroethene	**0.50 U**	ug/L	1.0	0.50	1		11/28/16 07:46	127-18-4	
Toluene	**0.50 U**	ug/L	1.0	0.50	1		11/28/16 07:46	108-88-3	
1,1,1-Trichloroethane	**0.50 U**	ug/L	1.0	0.50	1		11/28/16 07:46	71-55-6	
1,1,2-Trichloroethane	**0.50 U**	ug/L	1.0	0.50	1		11/28/16 07:46	79-00-5	
Trichloroethene	**0.50 U**	ug/L	1.0	0.50	1		11/28/16 07:46	79-01-6	
Trichlorofluoromethane	**0.50 U**	ug/L	1.0	0.50	1		11/28/16 07:46	75-69-4	
1,2,3-Trichloropropane	**0.59 U**	ug/L	1.0	0.59	1		11/28/16 07:46	96-18-4	
Vinyl acetate	**1.0 U**	ug/L	2.0	1.0	1		11/28/16 07:46	108-05-4	
Vinyl chloride	**0.50 U**	ug/L	1.0	0.50	1		11/28/16 07:46	75-01-4	
Xylene (Total)	**1.5 U**	ug/L	3.0	1.5	1		11/28/16 07:46	1330-20-7	
Surrogates									
4-Bromofluorobenzene (S)	99	%	89-111		1		11/28/16 07:46	460-00-4	
1,2-Dichloroethane-d4 (S)	104	%	75-135		1		11/28/16 07:46	17060-07-0	
Toluene-d8 (S)	104	%	89-112		1		11/28/16 07:46	2037-26-5	

REPORT OF LABORATORY ANALYSIS

This report shall not be reproduced, except in full,
without the written consent of Pace Analytical Services, LLC.

Pace Analytical Services, LLC
8 East Tower Circle
Ormond Beach, FL 32174
(386)672-5668

ANALYTICAL RESULTS

Project: Tomoka LF Semi-Annual MWs
Pace Project No.: 35277536

Sample: B40-1 **Lab ID: 35277536005** Collected: 11/16/16 13:06 Received: 11/16/16 15:45 Matrix: Water

Parameters	Results	Units	PQL	MDL	DF	Prepared	Analyzed	CAS No.	Qual
2540C Total Dissolved Solids	Analytical Method: SM 2540C								
Total Dissolved Solids	**484**	mg/L	5.0	5.0	1		11/21/16 18:51		
300.0 IC Anions 28 Days	Analytical Method: EPA 300.0								
Chloride	**79.5**	mg/L	5.0	2.5	1		11/24/16 02:57	16887-00-6	
350.1 Ammonia	Analytical Method: EPA 350.1								
Nitrogen, Ammonia	**0.21**	mg/L	0.050	0.020	1		12/06/16 11:41	7664-41-7	
353.2 Nitrogen, NO2/NO3 unpres	Analytical Method: EPA 353.2								
Nitrogen, Nitrate	**0.056**	mg/L	0.040	0.010	1		11/18/16 12:08		

REPORT OF LABORATORY ANALYSIS

This report shall not be reproduced, except in full,
without the written consent of Pace Analytical Services, LLC.

Pace Analytical Services, LLC
8 East Tower Circle
Ormond Beach, FL 32174
(386)672-5668

ANALYTICAL RESULTS

Project: Tomoka LF Semi-Annual MWs
Pace Project No.: 35277536

Sample: B60 **Lab ID: 35277536006** Collected: 11/16/16 10:28 Received: 11/16/16 15:45 Matrix: Water

Parameters	Results	Units	PQL	MDL	DF	Prepared	Analyzed	CAS No.	Qual
Field Data	Analytical Method:								
Field pH	**6.48**	Std. Units			1		11/16/16 10:28		
Field Temperature	**25.44**	deg C			1		11/16/16 10:28		
Appearance	**Color: yellow, Sheen: none**				1		11/16/16 10:28		
Field Specific Conductance	**585**	umhos/cm			1		11/16/16 10:28		
Oxygen, Dissolved	**0.10**	mg/L			1		11/16/16 10:28	7782-44-7	
REDOX	**-69.0**	mV			1		11/16/16 10:28		
Turbidity	**0.68**	NTU			1		11/16/16 10:28		
Water Level(NGVD)	**26.25**	feet			1		11/16/16 10:28		
8011 GCS EDB and DBCP	Analytical Method: EPA 8011 Preparation Method: EPA 8011								
1,2-Dibromo-3-chloropropane	**0.0047 U**	ug/L	0.019	0.0047	1	11/17/16 23:15	11/19/16 14:41	96-12-8	
1,2-Dibromoethane (EDB)	**0.0072 U**	ug/L	0.0096	0.0072	1	11/17/16 23:15	11/19/16 14:41	106-93-4	
6010 MET ICP	Analytical Method: EPA 6010 Preparation Method: EPA 3010								
Arsenic	**5.0 U**	ug/L	10.0	5.0	1	11/26/16 08:40	11/28/16 09:12	7440-38-2	
Barium	**80.9**	ug/L	10.0	5.0	1	11/26/16 08:40	11/28/16 09:12	7440-39-3	
Beryllium	**0.50 U**	ug/L	1.0	0.50	1	11/26/16 08:40	11/28/16 09:12	7440-41-7	
Cadmium	**0.50 U**	ug/L	1.0	0.50	1	11/26/16 08:40	11/28/16 09:12	7440-43-9	
Chromium	**2.5 U**	ug/L	5.0	2.5	1	11/26/16 08:40	11/28/16 09:12	7440-47-3	
Cobalt	**5.0 U**	ug/L	10.0	5.0	1	11/26/16 08:40	11/28/16 09:12	7440-48-4	
Copper	**2.5 U**	ug/L	5.0	2.5	1	11/26/16 08:40	11/28/16 09:12	7440-50-8	
Iron	**4040**	ug/L	40.0	20.0	1	11/26/16 08:40	11/28/16 09:12	7439-89-6	
Lead	**5.0 U**	ug/L	10.0	5.0	1	11/26/16 08:40	11/28/16 09:12	7439-92-1	
Nickel	**2.5 U**	ug/L	5.0	2.5	1	11/26/16 08:40	11/28/16 09:12	7440-02-0	
Selenium	**7.5 U**	ug/L	15.0	7.5	1	11/26/16 08:40	11/28/16 09:12	7782-49-2	
Silver	**2.5 U**	ug/L	5.0	2.5	1	11/26/16 08:40	11/28/16 09:12	7440-22-4	
Sodium	**46.7**	mg/L	1.0	0.50	1	11/26/16 08:40	11/28/16 09:12	7440-23-5	
Vanadium	**5.0 U**	ug/L	10.0	5.0	1	11/26/16 08:40	11/28/16 09:12	7440-62-2	
Zinc	**10.0 U**	ug/L	20.0	10.0	1	11/26/16 08:40	11/28/16 09:12	7440-66-6	
6020 MET ICPMS	Analytical Method: EPA 6020 Preparation Method: EPA 3010								
Antimony	**0.50 U**	ug/L	1.0	0.50	1	11/26/16 08:40	11/29/16 12:51	7440-36-0	
Thallium	**0.50 U**	ug/L	1.0	0.50	1	11/26/16 08:40	11/29/16 12:51	7440-28-0	
7470 Mercury	Analytical Method: EPA 7470 Preparation Method: EPA 7470								
Mercury	**0.10 U**	ug/L	0.20	0.10	1	11/29/16 07:07	11/29/16 20:38	7439-97-6	
8260 MSV	Analytical Method: EPA 8260								
Acetone	**10.0 U**	ug/L	20.0	10.0	1		11/28/16 08:14	67-64-1	
Acrylonitrile	**5.0 U**	ug/L	10.0	5.0	1		11/28/16 08:14	107-13-1	L3
Benzene	**0.10 U**	ug/L	1.0	0.10	1		11/28/16 08:14	71-43-2	
Bromochloromethane	**0.50 U**	ug/L	1.0	0.50	1		11/28/16 08:14	74-97-5	
Bromodichloromethane	**0.27 U**	ug/L	0.60	0.27	1		11/28/16 08:14	75-27-4	

REPORT OF LABORATORY ANALYSIS

This report shall not be reproduced, except in full,
without the written consent of Pace Analytical Services, LLC.

Pace Analytical Services, LLC
8 East Tower Circle
Ormond Beach, FL 32174
(386)672-5668

ANALYTICAL RESULTS

Project: Tomoka LF Semi-Annual MWs
Pace Project No.: 35277536

Sample: B60 **Lab ID: 35277536006** Collected: 11/16/16 10:28 Received: 11/16/16 15:45 Matrix: Water

Parameters	Results	Units	PQL	MDL	DF	Prepared	Analyzed	CAS No.	Qual
8260 MSV	Analytical Method: EPA 8260								
Bromoform	**0.50 U**	ug/L	1.0	0.50	1		11/28/16 08:14	75-25-2	
Bromomethane	**0.50 U**	ug/L	5.0	0.50	1		11/28/16 08:14	74-83-9	
2-Butanone (MEK)	**5.0 U**	ug/L	10.0	5.0	1		11/28/16 08:14	78-93-3	
Carbon disulfide	**5.0 U**	ug/L	10.0	5.0	1		11/28/16 08:14	75-15-0	
Carbon tetrachloride	**0.50 U**	ug/L	1.0	0.50	1		11/28/16 08:14	56-23-5	
Chlorobenzene	**0.50 U**	ug/L	1.0	0.50	1		11/28/16 08:14	108-90-7	
Chloroethane	**0.50 U**	ug/L	10.0	0.50	1		11/28/16 08:14	75-00-3	
Chloroform	**0.50 U**	ug/L	1.0	0.50	1		11/28/16 08:14	67-66-3	
Chloromethane	**0.62 U**	ug/L	1.0	0.62	1		11/28/16 08:14	74-87-3	
Dibromochloromethane	**0.26 U**	ug/L	0.50	0.26	1		11/28/16 08:14	124-48-1	
Dibromomethane	**0.50 U**	ug/L	1.0	0.50	1		11/28/16 08:14	74-95-3	
1,2-Dichlorobenzene	**0.50 U**	ug/L	1.0	0.50	1		11/28/16 08:14	95-50-1	
1,4-Dichlorobenzene	**0.50 U**	ug/L	1.0	0.50	1		11/28/16 08:14	106-46-7	
trans-1,4-Dichloro-2-butene	**5.0 U**	ug/L	10.0	5.0	1		11/28/16 08:14	110-57-6	
1,1-Dichloroethane	**0.50 U**	ug/L	1.0	0.50	1		11/28/16 08:14	75-34-3	
1,2-Dichloroethane	**0.50 U**	ug/L	1.0	0.50	1		11/28/16 08:14	107-06-2	
1,1-Dichloroethene	**0.50 U**	ug/L	1.0	0.50	1		11/28/16 08:14	75-35-4	
cis-1,2-Dichloroethene	**0.50 U**	ug/L	1.0	0.50	1		11/28/16 08:14	156-59-2	
trans-1,2-Dichloroethene	**0.50 U**	ug/L	1.0	0.50	1		11/28/16 08:14	156-60-5	
1,2-Dichloropropane	**0.50 U**	ug/L	1.0	0.50	1		11/28/16 08:14	78-87-5	
cis-1,3-Dichloropropene	**0.25 U**	ug/L	0.50	0.25	1		11/28/16 08:14	10061-01-5	
trans-1,3-Dichloropropene	**0.25 U**	ug/L	0.50	0.25	1		11/28/16 08:14	10061-02-6	
Ethylbenzene	**0.50 U**	ug/L	1.0	0.50	1		11/28/16 08:14	100-41-4	
2-Hexanone	**5.0 U**	ug/L	10.0	5.0	1		11/28/16 08:14	591-78-6	
Iodomethane	**0.50 U**	ug/L	10.0	0.50	1		11/28/16 08:14	74-88-4	
Methylene Chloride	**2.5 U**	ug/L	5.0	2.5	1		11/28/16 08:14	75-09-2	
4-Methyl-2-pentanone (MIBK)	**5.0 U**	ug/L	10.0	5.0	1		11/28/16 08:14	108-10-1	
Styrene	**0.50 U**	ug/L	1.0	0.50	1		11/28/16 08:14	100-42-5	
1,1,1,2-Tetrachloroethane	**0.50 U**	ug/L	1.0	0.50	1		11/28/16 08:14	630-20-6	
1,1,2,2-Tetrachloroethane	**0.12 U**	ug/L	0.50	0.12	1		11/28/16 08:14	79-34-5	
Tetrachloroethene	**0.50 U**	ug/L	1.0	0.50	1		11/28/16 08:14	127-18-4	
Toluene	**0.50 U**	ug/L	1.0	0.50	1		11/28/16 08:14	108-88-3	
1,1,1-Trichloroethane	**0.50 U**	ug/L	1.0	0.50	1		11/28/16 08:14	71-55-6	
1,1,2-Trichloroethane	**0.50 U**	ug/L	1.0	0.50	1		11/28/16 08:14	79-00-5	
Trichloroethene	**0.50 U**	ug/L	1.0	0.50	1		11/28/16 08:14	79-01-6	
Trichlorofluoromethane	**0.50 U**	ug/L	1.0	0.50	1		11/28/16 08:14	75-69-4	
1,2,3-Trichloropropane	**0.59 U**	ug/L	1.0	0.59	1		11/28/16 08:14	96-18-4	
Vinyl acetate	**1.0 U**	ug/L	2.0	1.0	1		11/28/16 08:14	108-05-4	
Vinyl chloride	**0.50 U**	ug/L	1.0	0.50	1		11/28/16 08:14	75-01-4	
Xylene (Total)	**1.5 U**	ug/L	3.0	1.5	1		11/28/16 08:14	1330-20-7	
Surrogates									
4-Bromofluorobenzene (S)	100	%	89-111		1		11/28/16 08:14	460-00-4	
1,2-Dichloroethane-d4 (S)	105	%	75-135		1		11/28/16 08:14	17060-07-0	
Toluene-d8 (S)	103	%	89-112		1		11/28/16 08:14	2037-26-5	

REPORT OF LABORATORY ANALYSIS

This report shall not be reproduced, except in full,
without the written consent of Pace Analytical Services, LLC.

Pace Analytical Services, LLC
8 East Tower Circle
Ormond Beach, FL 32174
(386)672-5668

ANALYTICAL RESULTS

Project: Tomoka LF Semi-Annual MWs
Pace Project No.: 35277536

Sample: B60 **Lab ID: 35277536006** Collected: 11/16/16 10:28 Received: 11/16/16 15:45 Matrix: Water

Parameters	Results	Units	PQL	MDL	DF	Prepared	Analyzed	CAS No.	Qual
2540C Total Dissolved Solids	Analytical Method: SM 2540C								
Total Dissolved Solids	**329**	mg/L	5.0	5.0	1		11/21/16 18:51		
300.0 IC Anions 28 Days	Analytical Method: EPA 300.0								
Chloride	**52.5**	mg/L	5.0	2.5	1		11/24/16 03:16	16887-00-6	
350.1 Ammonia	Analytical Method: EPA 350.1								
Nitrogen, Ammonia	**1.6**	mg/L	0.050	0.020	1		12/06/16 11:45	7664-41-7	
353.2 Nitrogen, NO2/NO3 unpres	Analytical Method: EPA 353.2								
Nitrogen, Nitrate	**0.019 I**	mg/L	0.040	0.010	1		11/18/16 07:47		

REPORT OF LABORATORY ANALYSIS

This report shall not be reproduced, except in full,
without the written consent of Pace Analytical Services, LLC.

Pace Analytical Services, LLC
8 East Tower Circle
Ormond Beach, FL 32174
(386)672-5668

ANALYTICAL RESULTS

Project: Tomoka LF Semi-Annual MWs
Pace Project No.: 35277536

Sample: B59-2R **Lab ID: 35277536007** Collected: 11/16/16 11:01 Received: 11/16/16 15:45 Matrix: Water

Parameters	Results	Units	PQL	MDL	DF	Prepared	Analyzed	CAS No.	Qual
Field Data	Analytical Method:								
Field pH	**6.61**	Std. Units			1		11/16/16 11:01		
Field Temperature	**25.65**	deg C			1		11/16/16 11:01		
Appearance	**Color: yellow, Sheen: none**				1		11/16/16 11:01		
Field Specific Conductance	**777**	umhos/cm			1		11/16/16 11:01		
Oxygen, Dissolved	**0.17**	mg/L			1		11/16/16 11:01	7782-44-7	
REDOX	**-45.9**	mV			1		11/16/16 11:01		
Turbidity	**4.70**	NTU			1		11/16/16 11:01		
Water Level(NGVD)	**15818**	feet			1		11/16/16 11:01		
8011 GCS EDB and DBCP	Analytical Method: EPA 8011 Preparation Method: EPA 8011								
1,2-Dibromo-3-chloropropane	**0.0047 U**	ug/L	0.019	0.0047	1	11/17/16 23:15	11/19/16 15:11	96-12-8	
1,2-Dibromoethane (EDB)	**0.0072 U**	ug/L	0.0095	0.0072	1	11/17/16 23:15	11/19/16 15:11	106-93-4	
6010 MET ICP	Analytical Method: EPA 6010 Preparation Method: EPA 3010								
Arsenic	**5.0 U**	ug/L	10.0	5.0	1	11/26/16 08:40	11/28/16 09:16	7440-38-2	
Barium	**82.8**	ug/L	10.0	5.0	1	11/26/16 08:40	11/28/16 09:16	7440-39-3	
Beryllium	**0.50 U**	ug/L	1.0	0.50	1	11/26/16 08:40	11/28/16 09:16	7440-41-7	
Cadmium	**0.50 U**	ug/L	1.0	0.50	1	11/26/16 08:40	11/28/16 09:16	7440-43-9	
Chromium	**2.5 U**	ug/L	5.0	2.5	1	11/26/16 08:40	11/28/16 09:16	7440-47-3	
Cobalt	**5.0 U**	ug/L	10.0	5.0	1	11/26/16 08:40	11/28/16 09:16	7440-48-4	
Copper	**2.5 U**	ug/L	5.0	2.5	1	11/26/16 08:40	11/28/16 09:16	7440-50-8	
Iron	**4700**	ug/L	40.0	20.0	1	11/26/16 08:40	11/28/16 09:16	7439-89-6	
Lead	**5.0 U**	ug/L	10.0	5.0	1	11/26/16 08:40	11/28/16 09:16	7439-92-1	
Nickel	**2.5 U**	ug/L	5.0	2.5	1	11/26/16 08:40	11/28/16 09:16	7440-02-0	
Selenium	**7.5 U**	ug/L	15.0	7.5	1	11/26/16 08:40	11/28/16 09:16	7782-49-2	
Silver	**2.5 U**	ug/L	5.0	2.5	1	11/26/16 08:40	11/28/16 09:16	7440-22-4	
Sodium	**32.2**	mg/L	1.0	0.50	1	11/26/16 08:40	11/28/16 09:16	7440-23-5	
Vanadium	**5.0 U**	ug/L	10.0	5.0	1	11/26/16 08:40	11/28/16 09:16	7440-62-2	
Zinc	**10.0 U**	ug/L	20.0	10.0	1	11/26/16 08:40	11/28/16 09:16	7440-66-6	
6020 MET ICPMS	Analytical Method: EPA 6020 Preparation Method: EPA 3010								
Antimony	**0.50 U**	ug/L	1.0	0.50	1	11/26/16 08:40	11/29/16 12:55	7440-36-0	
Thallium	**0.50 U**	ug/L	1.0	0.50	1	11/26/16 08:40	11/29/16 12:55	7440-28-0	
7470 Mercury	Analytical Method: EPA 7470 Preparation Method: EPA 7470								
Mercury	**0.10 U**	ug/L	0.20	0.10	1	11/29/16 07:07	11/29/16 20:40	7439-97-6	
8260 MSV	Analytical Method: EPA 8260								
Acetone	**10.0 U**	ug/L	20.0	10.0	1		11/28/16 08:41	67-64-1	
Acrylonitrile	**5.0 U**	ug/L	10.0	5.0	1		11/28/16 08:41	107-13-1	L3
Benzene	**0.10 U**	ug/L	1.0	0.10	1		11/28/16 08:41	71-43-2	
Bromochloromethane	**0.50 U**	ug/L	1.0	0.50	1		11/28/16 08:41	74-97-5	
Bromodichloromethane	**0.27 U**	ug/L	0.60	0.27	1		11/28/16 08:41	75-27-4	

REPORT OF LABORATORY ANALYSIS

This report shall not be reproduced, except in full,
without the written consent of Pace Analytical Services, LLC.

Pace Analytical Services, LLC
8 East Tower Circle
Ormond Beach, FL 32174
(386)672-5668

ANALYTICAL RESULTS

Project: Tomoka LF Semi-Annual MWs
Pace Project No.: 35277536

Sample: B59-2R **Lab ID: 35277536007** Collected: 11/16/16 11:01 Received: 11/16/16 15:45 Matrix: Water

Parameters	Results	Units	PQL	MDL	DF	Prepared	Analyzed	CAS No.	Qual
8260 MSV	Analytical Method: EPA 8260								
Bromoform	**0.50 U**	ug/L	1.0	0.50	1		11/28/16 08:41	75-25-2	
Bromomethane	**0.50 U**	ug/L	5.0	0.50	1		11/28/16 08:41	74-83-9	
2-Butanone (MEK)	**5.0 U**	ug/L	10.0	5.0	1		11/28/16 08:41	78-93-3	
Carbon disulfide	**5.0 U**	ug/L	10.0	5.0	1		11/28/16 08:41	75-15-0	
Carbon tetrachloride	**0.50 U**	ug/L	1.0	0.50	1		11/28/16 08:41	56-23-5	
Chlorobenzene	**0.50 U**	ug/L	1.0	0.50	1		11/28/16 08:41	108-90-7	
Chloroethane	**0.50 U**	ug/L	10.0	0.50	1		11/28/16 08:41	75-00-3	
Chloroform	**0.50 U**	ug/L	1.0	0.50	1		11/28/16 08:41	67-66-3	
Chloromethane	**0.62 U**	ug/L	1.0	0.62	1		11/28/16 08:41	74-87-3	
Dibromochloromethane	**0.26 U**	ug/L	0.50	0.26	1		11/28/16 08:41	124-48-1	
Dibromomethane	**0.50 U**	ug/L	1.0	0.50	1		11/28/16 08:41	74-95-3	
1,2-Dichlorobenzene	**0.50 U**	ug/L	1.0	0.50	1		11/28/16 08:41	95-50-1	
1,4-Dichlorobenzene	**0.50 U**	ug/L	1.0	0.50	1		11/28/16 08:41	106-46-7	
trans-1,4-Dichloro-2-butene	**5.0 U**	ug/L	10.0	5.0	1		11/28/16 08:41	110-57-6	
1,1-Dichloroethane	**0.50 U**	ug/L	1.0	0.50	1		11/28/16 08:41	75-34-3	
1,2-Dichloroethane	**0.50 U**	ug/L	1.0	0.50	1		11/28/16 08:41	107-06-2	
1,1-Dichloroethene	**0.50 U**	ug/L	1.0	0.50	1		11/28/16 08:41	75-35-4	
cis-1,2-Dichloroethene	**0.50 U**	ug/L	1.0	0.50	1		11/28/16 08:41	156-59-2	
trans-1,2-Dichloroethene	**0.50 U**	ug/L	1.0	0.50	1		11/28/16 08:41	156-60-5	
1,2-Dichloropropane	**0.50 U**	ug/L	1.0	0.50	1		11/28/16 08:41	78-87-5	
cis-1,3-Dichloropropene	**0.25 U**	ug/L	0.50	0.25	1		11/28/16 08:41	10061-01-5	
trans-1,3-Dichloropropene	**0.25 U**	ug/L	0.50	0.25	1		11/28/16 08:41	10061-02-6	
Ethylbenzene	**0.50 U**	ug/L	1.0	0.50	1		11/28/16 08:41	100-41-4	
2-Hexanone	**5.0 U**	ug/L	10.0	5.0	1		11/28/16 08:41	591-78-6	
Iodomethane	**0.50 U**	ug/L	10.0	0.50	1		11/28/16 08:41	74-88-4	
Methylene Chloride	**2.5 U**	ug/L	5.0	2.5	1		11/28/16 08:41	75-09-2	
4-Methyl-2-pentanone (MIBK)	**5.0 U**	ug/L	10.0	5.0	1		11/28/16 08:41	108-10-1	
Styrene	**0.50 U**	ug/L	1.0	0.50	1		11/28/16 08:41	100-42-5	
1,1,1,2-Tetrachloroethane	**0.50 U**	ug/L	1.0	0.50	1		11/28/16 08:41	630-20-6	
1,1,2,2-Tetrachloroethane	**0.12 U**	ug/L	0.50	0.12	1		11/28/16 08:41	79-34-5	
Tetrachloroethene	**0.50 U**	ug/L	1.0	0.50	1		11/28/16 08:41	127-18-4	
Toluene	**0.50 U**	ug/L	1.0	0.50	1		11/28/16 08:41	108-88-3	
1,1,1-Trichloroethane	**0.50 U**	ug/L	1.0	0.50	1		11/28/16 08:41	71-55-6	
1,1,2-Trichloroethane	**0.50 U**	ug/L	1.0	0.50	1		11/28/16 08:41	79-00-5	
Trichloroethene	**0.50 U**	ug/L	1.0	0.50	1		11/28/16 08:41	79-01-6	
Trichlorofluoromethane	**0.50 U**	ug/L	1.0	0.50	1		11/28/16 08:41	75-69-4	
1,2,3-Trichloropropane	**0.59 U**	ug/L	1.0	0.59	1		11/28/16 08:41	96-18-4	
Vinyl acetate	**1.0 U**	ug/L	2.0	1.0	1		11/28/16 08:41	108-05-4	
Vinyl chloride	**0.50 U**	ug/L	1.0	0.50	1		11/28/16 08:41	75-01-4	
Xylene (Total)	**1.5 U**	ug/L	3.0	1.5	1		11/28/16 08:41	1330-20-7	
Surrogates									
4-Bromofluorobenzene (S)	99	%	89-111		1		11/28/16 08:41	460-00-4	
1,2-Dichloroethane-d4 (S)	105	%	75-135		1		11/28/16 08:41	17060-07-0	
Toluene-d8 (S)	104	%	89-112		1		11/28/16 08:41	2037-26-5	

REPORT OF LABORATORY ANALYSIS

This report shall not be reproduced, except in full,
without the written consent of Pace Analytical Services, LLC.

Pace Analytical Services, LLC
8 East Tower Circle
Ormond Beach, FL 32174
(386)672-5668

ANALYTICAL RESULTS

Project: Tomoka LF Semi-Annual MWs
Pace Project No.: 35277536

Sample: B59-2R **Lab ID: 35277536007** Collected: 11/16/16 11:01 Received: 11/16/16 15:45 Matrix: Water

Parameters	Results	Units	PQL	MDL	DF	Prepared	Analyzed	CAS No.	Qual
2540C Total Dissolved Solids	Analytical Method: SM 2540C								
Total Dissolved Solids	**477**	mg/L	5.0	5.0	1		11/21/16 18:51		
300.0 IC Anions 28 Days	Analytical Method: EPA 300.0								
Chloride	**23.6**	mg/L	5.0	2.5	1		11/24/16 03:35	16887-00-6	
350.1 Ammonia	Analytical Method: EPA 350.1								
Nitrogen, Ammonia	**0.52**	mg/L	0.050	0.020	1		12/06/16 11:47	7664-41-7	
353.2 Nitrogen, NO2/NO3 unpres	Analytical Method: EPA 353.2								
Nitrogen, Nitrate	**0.032 I**	mg/L	0.040	0.010	1		11/18/16 09:04		

REPORT OF LABORATORY ANALYSIS

This report shall not be reproduced, except in full,
without the written consent of Pace Analytical Services, LLC.

Pace Analytical Services, LLC
8 East Tower Circle
Ormond Beach, FL 32174
(386)672-5668

ANALYTICAL RESULTS

Project: Tomoka LF Semi-Annual MWs
Pace Project No.: 35277536

Sample: B59-1R **Lab ID: 35277536008** Collected: 11/16/16 11:46 Received: 11/16/16 15:45 Matrix: Water

Parameters	Results	Units	PQL	MDL	DF	Prepared	Analyzed	CAS No.	Qual
Field Data	Analytical Method:								
Field pH	**6.65**	Std. Units			1		11/16/16 11:46		
Field Temperature	**25.44**	deg C			1		11/16/16 11:46		
Appearance	**Color: yellow, Sheen: none**				1		11/16/16 11:46		
Field Specific Conductance	**578**	umhos/cm			1		11/16/16 11:46		
Oxygen, Dissolved	**0.08**	mg/L			1		11/16/16 11:46	7782-44-7	
REDOX	**-82.7**	mV			1		11/16/16 11:46		
Turbidity	**1.18**	NTU			1		11/16/16 11:46		
Water Level(NGVD)	**25.99**	feet			1		11/16/16 11:46		
8011 GCS EDB and DBCP	Analytical Method: EPA 8011 Preparation Method: EPA 8011								
1,2-Dibromo-3-chloropropane	**0.0046 U**	ug/L	0.019	0.0046	1	11/17/16 23:15	11/19/16 15:26	96-12-8	
1,2-Dibromoethane (EDB)	**0.0071 U**	ug/L	0.0095	0.0071	1	11/17/16 23:15	11/19/16 15:26	106-93-4	
6010 MET ICP	Analytical Method: EPA 6010 Preparation Method: EPA 3010								
Arsenic	**5.0 U**	ug/L	10.0	5.0	1	11/26/16 08:40	11/28/16 09:20	7440-38-2	
Barium	**60.1**	ug/L	10.0	5.0	1	11/26/16 08:40	11/28/16 09:20	7440-39-3	
Beryllium	**0.50 U**	ug/L	1.0	0.50	1	11/26/16 08:40	11/28/16 09:20	7440-41-7	
Cadmium	**0.50 U**	ug/L	1.0	0.50	1	11/26/16 08:40	11/28/16 09:20	7440-43-9	
Chromium	**2.5 U**	ug/L	5.0	2.5	1	11/26/16 08:40	11/28/16 09:20	7440-47-3	
Cobalt	**5.0 U**	ug/L	10.0	5.0	1	11/26/16 08:40	11/28/16 09:20	7440-48-4	
Copper	**2.5 U**	ug/L	5.0	2.5	1	11/26/16 08:40	11/28/16 09:20	7440-50-8	
Iron	**3720**	ug/L	40.0	20.0	1	11/26/16 08:40	11/28/16 09:20	7439-89-6	
Lead	**5.0 U**	ug/L	10.0	5.0	1	11/26/16 08:40	11/28/16 09:20	7439-92-1	
Nickel	**2.5 U**	ug/L	5.0	2.5	1	11/26/16 08:40	11/28/16 09:20	7440-02-0	
Selenium	**7.5 U**	ug/L	15.0	7.5	1	11/26/16 08:40	11/28/16 09:20	7782-49-2	
Silver	**2.5 U**	ug/L	5.0	2.5	1	11/26/16 08:40	11/28/16 09:20	7440-22-4	
Sodium	**45.7**	mg/L	1.0	0.50	1	11/26/16 08:40	11/28/16 09:20	7440-23-5	
Vanadium	**5.0 U**	ug/L	10.0	5.0	1	11/26/16 08:40	11/28/16 09:20	7440-62-2	
Zinc	**10.0 U**	ug/L	20.0	10.0	1	11/26/16 08:40	11/28/16 09:20	7440-66-6	
6020 MET ICPMS	Analytical Method: EPA 6020 Preparation Method: EPA 3010								
Antimony	**0.50 U**	ug/L	1.0	0.50	1	11/26/16 08:40	11/29/16 12:58	7440-36-0	
Thallium	**0.50 U**	ug/L	1.0	0.50	1	11/26/16 08:40	11/29/16 12:58	7440-28-0	
7470 Mercury	Analytical Method: EPA 7470 Preparation Method: EPA 7470								
Mercury	**0.10 U**	ug/L	0.20	0.10	1	12/01/16 07:44	12/02/16 13:05	7439-97-6	
8260 MSV	Analytical Method: EPA 8260								
Acetone	**10.0 U**	ug/L	20.0	10.0	1		11/28/16 19:09	67-64-1	
Acrylonitrile	**5.0 U**	ug/L	10.0	5.0	1		11/28/16 19:09	107-13-1	
Benzene	**0.10 U**	ug/L	1.0	0.10	1		11/28/16 19:09	71-43-2	
Bromochloromethane	**0.50 U**	ug/L	1.0	0.50	1		11/28/16 19:09	74-97-5	
Bromodichloromethane	**0.27 U**	ug/L	0.60	0.27	1		11/28/16 19:09	75-27-4	

REPORT OF LABORATORY ANALYSIS

This report shall not be reproduced, except in full,
without the written consent of Pace Analytical Services, LLC.

Pace Analytical Services, LLC
8 East Tower Circle
Ormond Beach, FL 32174
(386)672-5668

ANALYTICAL RESULTS

Project: Tomoka LF Semi-Annual MWs
Pace Project No.: 35277536

Sample: B59-1R **Lab ID: 35277536008** Collected: 11/16/16 11:46 Received: 11/16/16 15:45 Matrix: Water

Parameters	Results	Units	PQL	MDL	DF	Prepared	Analyzed	CAS No.	Qual
8260 MSV	Analytical Method: EPA 8260								
Bromoform	**0.50 U**	ug/L	1.0	0.50	1		11/28/16 19:09	75-25-2	
Bromomethane	**0.50 U**	ug/L	5.0	0.50	1		11/28/16 19:09	74-83-9	
2-Butanone (MEK)	**5.0 U**	ug/L	10.0	5.0	1		11/28/16 19:09	78-93-3	
Carbon disulfide	**5.0 U**	ug/L	10.0	5.0	1		11/28/16 19:09	75-15-0	
Carbon tetrachloride	**0.50 U**	ug/L	1.0	0.50	1		11/28/16 19:09	56-23-5	
Chlorobenzene	**0.50 U**	ug/L	1.0	0.50	1		11/28/16 19:09	108-90-7	
Chloroethane	**0.50 U**	ug/L	10.0	0.50	1		11/28/16 19:09	75-00-3	
Chloroform	**0.50 U**	ug/L	1.0	0.50	1		11/28/16 19:09	67-66-3	
Chloromethane	**0.62 U**	ug/L	1.0	0.62	1		11/28/16 19:09	74-87-3	
Dibromochloromethane	**0.26 U**	ug/L	0.50	0.26	1		11/28/16 19:09	124-48-1	
Dibromomethane	**0.50 U**	ug/L	1.0	0.50	1		11/28/16 19:09	74-95-3	
1,2-Dichlorobenzene	**0.50 U**	ug/L	1.0	0.50	1		11/28/16 19:09	95-50-1	
1,4-Dichlorobenzene	**0.50 U**	ug/L	1.0	0.50	1		11/28/16 19:09	106-46-7	
trans-1,4-Dichloro-2-butene	**5.0 U**	ug/L	10.0	5.0	1		11/28/16 19:09	110-57-6	
1,1-Dichloroethane	**0.50 U**	ug/L	1.0	0.50	1		11/28/16 19:09	75-34-3	
1,2-Dichloroethane	**0.50 U**	ug/L	1.0	0.50	1		11/28/16 19:09	107-06-2	
1,1-Dichloroethene	**0.50 U**	ug/L	1.0	0.50	1		11/28/16 19:09	75-35-4	
cis-1,2-Dichloroethene	**0.50 U**	ug/L	1.0	0.50	1		11/28/16 19:09	156-59-2	
trans-1,2-Dichloroethene	**0.50 U**	ug/L	1.0	0.50	1		11/28/16 19:09	156-60-5	
1,2-Dichloropropane	**0.50 U**	ug/L	1.0	0.50	1		11/28/16 19:09	78-87-5	
cis-1,3-Dichloropropene	**0.25 U**	ug/L	0.50	0.25	1		11/28/16 19:09	10061-01-5	
trans-1,3-Dichloropropene	**0.25 U**	ug/L	0.50	0.25	1		11/28/16 19:09	10061-02-6	
Ethylbenzene	**0.50 U**	ug/L	1.0	0.50	1		11/28/16 19:09	100-41-4	
2-Hexanone	**5.0 U**	ug/L	10.0	5.0	1		11/28/16 19:09	591-78-6	
Iodomethane	**0.50 U**	ug/L	10.0	0.50	1		11/28/16 19:09	74-88-4	
Methylene Chloride	**2.5 U**	ug/L	5.0	2.5	1		11/28/16 19:09	75-09-2	
4-Methyl-2-pentanone (MIBK)	**5.0 U**	ug/L	10.0	5.0	1		11/28/16 19:09	108-10-1	
Styrene	**0.50 U**	ug/L	1.0	0.50	1		11/28/16 19:09	100-42-5	
1,1,1,2-Tetrachloroethane	**0.50 U**	ug/L	1.0	0.50	1		11/28/16 19:09	630-20-6	
1,1,2,2-Tetrachloroethane	**0.12 U**	ug/L	0.50	0.12	1		11/28/16 19:09	79-34-5	
Tetrachloroethene	**0.50 U**	ug/L	1.0	0.50	1		11/28/16 19:09	127-18-4	
Toluene	**0.50 U**	ug/L	1.0	0.50	1		11/28/16 19:09	108-88-3	
1,1,1-Trichloroethane	**0.50 U**	ug/L	1.0	0.50	1		11/28/16 19:09	71-55-6	
1,1,2-Trichloroethane	**0.50 U**	ug/L	1.0	0.50	1		11/28/16 19:09	79-00-5	
Trichloroethene	**0.50 U**	ug/L	1.0	0.50	1		11/28/16 19:09	79-01-6	
Trichlorofluoromethane	**0.50 U**	ug/L	1.0	0.50	1		11/28/16 19:09	75-69-4	
1,2,3-Trichloropropane	**0.59 U**	ug/L	1.0	0.59	1		11/28/16 19:09	96-18-4	
Vinyl acetate	**1.0 U**	ug/L	2.0	1.0	1		11/28/16 19:09	108-05-4	
Vinyl chloride	**0.50 U**	ug/L	1.0	0.50	1		11/28/16 19:09	75-01-4	
Xylene (Total)	**1.5 U**	ug/L	3.0	1.5	1		11/28/16 19:09	1330-20-7	
Surrogates									
4-Bromofluorobenzene (S)	101	%	89-111		1		11/28/16 19:09	460-00-4	
1,2-Dichloroethane-d4 (S)	99	%	75-135		1		11/28/16 19:09	17060-07-0	
Toluene-d8 (S)	99	%	89-112		1		11/28/16 19:09	2037-26-5	

REPORT OF LABORATORY ANALYSIS

This report shall not be reproduced, except in full,
without the written consent of Pace Analytical Services, LLC.

Pace Analytical Services, LLC
8 East Tower Circle
Ormond Beach, FL 32174
(386)672-5668

ANALYTICAL RESULTS

Project: Tomoka LF Semi-Annual MWs
Pace Project No.: 35277536

Sample: B59-1R **Lab ID: 35277536008** Collected: 11/16/16 11:46 Received: 11/16/16 15:45 Matrix: Water

Parameters	Results	Units	PQL	MDL	DF	Prepared	Analyzed	CAS No.	Qual
2540C Total Dissolved Solids	Analytical Method: SM 2540C								
Total Dissolved Solids	**321**	mg/L	5.0	5.0	1		11/21/16 09:38		
300.0 IC Anions 28 Days	Analytical Method: EPA 300.0								
Chloride	**47.7**	mg/L	5.0	2.5	1		11/24/16 03:55	16887-00-6	
350.1 Ammonia	Analytical Method: EPA 350.1								
Nitrogen, Ammonia	**1.1**	mg/L	0.050	0.020	1		12/06/16 11:48	7664-41-7	
353.2 Nitrogen, NO2/NO3 unpres	Analytical Method: EPA 353.2								
Nitrogen, Nitrate	**0.027 I**	mg/L	0.040	0.010	1		11/18/16 09:06		

REPORT OF LABORATORY ANALYSIS

This report shall not be reproduced, except in full,
without the written consent of Pace Analytical Services, LLC.

Pace Analytical Services, LLC
8 East Tower Circle
Ormond Beach, FL 32174
(386)672-5668

ANALYTICAL RESULTS

Project: Tomoka LF Semi-Annual MWs
Pace Project No.: 35277536

Sample: B75 **Lab ID: 35277536009** Collected: 11/16/16 12:23 Received: 11/16/16 15:45 Matrix: Water

Parameters	Results	Units	PQL	MDL	DF	Prepared	Analyzed	CAS No.	Qual
Field Data	Analytical Method:								
Field pH	**6.26**	Std. Units			1		11/16/16 12:23		
Field Temperature	**26.05**	deg C			1		11/16/16 12:23		
Appearance	**Color: yellow, Sheen: none**				1		11/16/16 12:23		
Field Specific Conductance	**1377**	umhos/cm			1		11/16/16 12:23		
Oxygen, Dissolved	**0.10**	mg/L			1		11/16/16 12:23	7782-44-7	
REDOX	**-67.8**	mV			1		11/16/16 12:23		
Turbidity	**8.99**	NTU			1		11/16/16 12:23		
Water Level(NGVD)	**24.27**	feet			1		11/16/16 12:23		
8011 GCS EDB and DBCP	Analytical Method: EPA 8011 Preparation Method: EPA 8011								
1,2-Dibromo-3-chloropropane	**0.0047 U**	ug/L	0.019	0.0047	1	11/17/16 23:15	11/19/16 15:41	96-12-8	
1,2-Dibromoethane (EDB)	**0.0072 U**	ug/L	0.0096	0.0072	1	11/17/16 23:15	11/19/16 15:41	106-93-4	
6010 MET ICP	Analytical Method: EPA 6010 Preparation Method: EPA 3010								
Arsenic	**20.2**	ug/L	10.0	5.0	1	11/26/16 08:40	11/28/16 09:25	7440-38-2	
Barium	**122**	ug/L	10.0	5.0	1	11/26/16 08:40	11/28/16 09:25	7440-39-3	
Beryllium	**0.50 U**	ug/L	1.0	0.50	1	11/26/16 08:40	11/28/16 09:25	7440-41-7	
Cadmium	**0.50 U**	ug/L	1.0	0.50	1	11/26/16 08:40	11/28/16 09:25	7440-43-9	
Chromium	**2.5 U**	ug/L	5.0	2.5	1	11/26/16 08:40	11/28/16 09:25	7440-47-3	
Cobalt	**5.0 U**	ug/L	10.0	5.0	1	11/26/16 08:40	11/28/16 09:25	7440-48-4	
Copper	**6.6**	ug/L	5.0	2.5	1	11/26/16 08:40	11/28/16 09:25	7440-50-8	
Iron	**54000**	ug/L	40.0	20.0	1	11/26/16 08:40	11/28/16 09:25	7439-89-6	
Lead	**5.0 U**	ug/L	10.0	5.0	1	11/26/16 08:40	11/28/16 09:25	7439-92-1	
Nickel	**2.5 U**	ug/L	5.0	2.5	1	11/26/16 08:40	11/28/16 09:25	7440-02-0	
Selenium	**7.5 U**	ug/L	15.0	7.5	1	11/26/16 08:40	11/28/16 09:25	7782-49-2	
Silver	**25.0 U**	ug/L	50.0	25.0	10	11/26/16 08:40	11/28/16 20:48	7440-22-4	
Sodium	**60.4**	mg/L	1.0	0.50	1	11/26/16 08:40	11/28/16 09:25	7440-23-5	
Vanadium	**5.5 I**	ug/L	10.0	5.0	1	11/26/16 08:40	11/28/16 09:25	7440-62-2	
Zinc	**10.0 U**	ug/L	20.0	10.0	1	11/26/16 08:40	11/28/16 09:25	7440-66-6	
6020 MET ICPMS	Analytical Method: EPA 6020 Preparation Method: EPA 3010								
Antimony	**0.50 U**	ug/L	1.0	0.50	1	11/26/16 08:40	11/29/16 13:02	7440-36-0	
Thallium	**0.50 U**	ug/L	1.0	0.50	1	11/26/16 08:40	11/29/16 13:02	7440-28-0	
7470 Mercury	Analytical Method: EPA 7470 Preparation Method: EPA 7470								
Mercury	**0.10 U**	ug/L	0.20	0.10	1	12/01/16 07:44	12/02/16 13:11	7439-97-6	
8260 MSV	Analytical Method: EPA 8260								
Acetone	**10.0 U**	ug/L	20.0	10.0	1		11/28/16 19:35	67-64-1	
Acrylonitrile	**5.0 U**	ug/L	10.0	5.0	1		11/28/16 19:35	107-13-1	
Benzene	**0.10 U**	ug/L	1.0	0.10	1		11/28/16 19:35	71-43-2	
Bromochloromethane	**0.50 U**	ug/L	1.0	0.50	1		11/28/16 19:35	74-97-5	
Bromodichloromethane	**0.27 U**	ug/L	0.60	0.27	1		11/28/16 19:35	75-27-4	

REPORT OF LABORATORY ANALYSIS

This report shall not be reproduced, except in full,
without the written consent of Pace Analytical Services, LLC.

Pace Analytical Services, LLC
8 East Tower Circle
Ormond Beach, FL 32174
(386)672-5668

ANALYTICAL RESULTS

Project: Tomoka LF Semi-Annual MWs
Pace Project No.: 35277536

Sample: B75 **Lab ID: 35277536009** Collected: 11/16/16 12:23 Received: 11/16/16 15:45 Matrix: Water

Parameters	Results	Units	PQL	MDL	DF	Prepared	Analyzed	CAS No.	Qual
8260 MSV	Analytical Method: EPA 8260								
Bromoform	**0.50 U**	ug/L	1.0	0.50	1		11/28/16 19:35	75-25-2	
Bromomethane	**0.50 U**	ug/L	5.0	0.50	1		11/28/16 19:35	74-83-9	
2-Butanone (MEK)	**5.0 U**	ug/L	10.0	5.0	1		11/28/16 19:35	78-93-3	
Carbon disulfide	**5.0 U**	ug/L	10.0	5.0	1		11/28/16 19:35	75-15-0	
Carbon tetrachloride	**0.50 U**	ug/L	1.0	0.50	1		11/28/16 19:35	56-23-5	
Chlorobenzene	**0.50 U**	ug/L	1.0	0.50	1		11/28/16 19:35	108-90-7	
Chloroethane	**0.50 U**	ug/L	10.0	0.50	1		11/28/16 19:35	75-00-3	
Chloroform	**0.50 U**	ug/L	1.0	0.50	1		11/28/16 19:35	67-66-3	
Chloromethane	**0.62 U**	ug/L	1.0	0.62	1		11/28/16 19:35	74-87-3	
Dibromochloromethane	**0.26 U**	ug/L	0.50	0.26	1		11/28/16 19:35	124-48-1	
Dibromomethane	**0.50 U**	ug/L	1.0	0.50	1		11/28/16 19:35	74-95-3	
1,2-Dichlorobenzene	**0.50 U**	ug/L	1.0	0.50	1		11/28/16 19:35	95-50-1	
1,4-Dichlorobenzene	**0.50 U**	ug/L	1.0	0.50	1		11/28/16 19:35	106-46-7	
trans-1,4-Dichloro-2-butene	**5.0 U**	ug/L	10.0	5.0	1		11/28/16 19:35	110-57-6	
1,1-Dichloroethane	**0.50 U**	ug/L	1.0	0.50	1		11/28/16 19:35	75-34-3	
1,2-Dichloroethane	**0.50 U**	ug/L	1.0	0.50	1		11/28/16 19:35	107-06-2	
1,1-Dichloroethene	**0.50 U**	ug/L	1.0	0.50	1		11/28/16 19:35	75-35-4	
cis-1,2-Dichloroethene	**0.50 U**	ug/L	1.0	0.50	1		11/28/16 19:35	156-59-2	
trans-1,2-Dichloroethene	**0.50 U**	ug/L	1.0	0.50	1		11/28/16 19:35	156-60-5	
1,2-Dichloropropane	**0.50 U**	ug/L	1.0	0.50	1		11/28/16 19:35	78-87-5	
cis-1,3-Dichloropropene	**0.25 U**	ug/L	0.50	0.25	1		11/28/16 19:35	10061-01-5	
trans-1,3-Dichloropropene	**0.25 U**	ug/L	0.50	0.25	1		11/28/16 19:35	10061-02-6	
Ethylbenzene	**0.50 U**	ug/L	1.0	0.50	1		11/28/16 19:35	100-41-4	
2-Hexanone	**5.0 U**	ug/L	10.0	5.0	1		11/28/16 19:35	591-78-6	
Iodomethane	**0.50 U**	ug/L	10.0	0.50	1		11/28/16 19:35	74-88-4	
Methylene Chloride	**2.5 U**	ug/L	5.0	2.5	1		11/28/16 19:35	75-09-2	
4-Methyl-2-pentanone (MIBK)	**5.0 U**	ug/L	10.0	5.0	1		11/28/16 19:35	108-10-1	
Styrene	**0.50 U**	ug/L	1.0	0.50	1		11/28/16 19:35	100-42-5	
1,1,1,2-Tetrachloroethane	**0.50 U**	ug/L	1.0	0.50	1		11/28/16 19:35	630-20-6	
1,1,2,2-Tetrachloroethane	**0.12 U**	ug/L	0.50	0.12	1		11/28/16 19:35	79-34-5	
Tetrachloroethene	**0.50 U**	ug/L	1.0	0.50	1		11/28/16 19:35	127-18-4	
Toluene	**0.50 U**	ug/L	1.0	0.50	1		11/28/16 19:35	108-88-3	
1,1,1-Trichloroethane	**0.50 U**	ug/L	1.0	0.50	1		11/28/16 19:35	71-55-6	
1,1,2-Trichloroethane	**0.50 U**	ug/L	1.0	0.50	1		11/28/16 19:35	79-00-5	
Trichloroethene	**0.50 U**	ug/L	1.0	0.50	1		11/28/16 19:35	79-01-6	
Trichlorofluoromethane	**0.50 U**	ug/L	1.0	0.50	1		11/28/16 19:35	75-69-4	
1,2,3-Trichloropropane	**0.59 U**	ug/L	1.0	0.59	1		11/28/16 19:35	96-18-4	
Vinyl acetate	**1.0 U**	ug/L	2.0	1.0	1		11/28/16 19:35	108-05-4	
Vinyl chloride	**0.50 U**	ug/L	1.0	0.50	1		11/28/16 19:35	75-01-4	
Xylene (Total)	**1.5 U**	ug/L	3.0	1.5	1		11/28/16 19:35	1330-20-7	
Surrogates									
4-Bromofluorobenzene (S)	102	%	89-111		1		11/28/16 19:35	460-00-4	
1,2-Dichloroethane-d4 (S)	99	%	75-135		1		11/28/16 19:35	17060-07-0	
Toluene-d8 (S)	99	%	89-112		1		11/28/16 19:35	2037-26-5	

REPORT OF LABORATORY ANALYSIS

This report shall not be reproduced, except in full,
without the written consent of Pace Analytical Services, LLC.

Pace Analytical Services, LLC
8 East Tower Circle
Ormond Beach, FL 32174
(386)672-5668

ANALYTICAL RESULTS

Project: Tomoka LF Semi-Annual MWs
Pace Project No.: 35277536

Sample: B75 **Lab ID: 35277536009** Collected: 11/16/16 12:23 Received: 11/16/16 15:45 Matrix: Water

Parameters	Results	Units	PQL	MDL	DF	Prepared	Analyzed	CAS No.	Qual
2540C Total Dissolved Solids	Analytical Method: SM 2540C								
Total Dissolved Solids	**738**	mg/L	10.0	10.0	1		11/21/16 09:38		
300.0 IC Anions 28 Days	Analytical Method: EPA 300.0								
Chloride	**89.0**	mg/L	25.0	12.5	5		11/24/16 04:14	16887-00-6	
350.1 Ammonia	Analytical Method: EPA 350.1								
Nitrogen, Ammonia	**3.0**	mg/L	0.050	0.020	1		12/06/16 11:50	7664-41-7	
353.2 Nitrogen, NO2/NO3 unpres	Analytical Method: EPA 353.2								
Nitrogen, Nitrate	**0.052**	mg/L	0.040	0.010	1		11/18/16 12:10		

REPORT OF LABORATORY ANALYSIS

This report shall not be reproduced, except in full,
without the written consent of Pace Analytical Services, LLC.

Pace Analytical Services, LLC
8 East Tower Circle
Ormond Beach, FL 32174
(386)672-5668

ANALYTICAL RESULTS

Project: Tomoka LF Semi-Annual MWs
Pace Project No.: 35277536

Sample: B8-2 **Lab ID: 35277536010** Collected: 11/16/16 13:29 Received: 11/16/16 15:45 Matrix: Water

Parameters	Results	Units	PQL	MDL	DF	Prepared	Analyzed	CAS No.	Qual
Field Data	Analytical Method:								
Field pH	**5.24**	Std. Units			1		11/16/16 13:29		
Field Temperature	**25.57**	deg C			1		11/16/16 13:29		
Appearance	**Color: yellow, Sheen: none**				1		11/16/16 13:29		
Field Specific Conductance	**2073**	umhos/cm			1		11/16/16 13:29		
Oxygen, Dissolved	**0.09**	mg/L			1		11/16/16 13:29	7782-44-7	
REDOX	**68.0**	mV			1		11/16/16 13:29		
Turbidity	**2.49**	NTU			1		11/16/16 13:29		
Water Level(NGVD)	**26.54**	feet			1		11/16/16 13:29		
8011 GCS EDB and DBCP	Analytical Method: EPA 8011 Preparation Method: EPA 8011								
1,2-Dibromo-3-chloropropane	**0.0048 U**	ug/L	0.019	0.0048	1	11/17/16 23:15	11/19/16 15:57	96-12-8	
1,2-Dibromoethane (EDB)	**0.0073 U**	ug/L	0.0097	0.0073	1	11/17/16 23:15	11/19/16 15:57	106-93-4	
6010 MET ICP	Analytical Method: EPA 6010 Preparation Method: EPA 3010								
Arsenic	**5.0 U**	ug/L	10.0	5.0	1	11/26/16 08:40	11/28/16 09:29	7440-38-2	
Barium	**427**	ug/L	10.0	5.0	1	11/26/16 08:40	11/28/16 09:29	7440-39-3	
Beryllium	**0.50 U**	ug/L	1.0	0.50	1	11/26/16 08:40	11/28/16 09:29	7440-41-7	
Cadmium	**0.50 U**	ug/L	1.0	0.50	1	11/26/16 08:40	11/28/16 09:29	7440-43-9	
Chromium	**2.5 U**	ug/L	5.0	2.5	1	11/26/16 08:40	11/28/16 09:29	7440-47-3	
Cobalt	**5.0 U**	ug/L	10.0	5.0	1	11/26/16 08:40	11/28/16 09:29	7440-48-4	
Copper	**5.4**	ug/L	5.0	2.5	1	11/26/16 08:40	11/28/16 09:29	7440-50-8	
Iron	**46700**	ug/L	40.0	20.0	1	11/26/16 08:40	11/28/16 09:29	7439-89-6	
Lead	**8.6 I**	ug/L	10.0	5.0	1	11/26/16 08:40	11/28/16 09:29	7439-92-1	
Nickel	**2.5 U**	ug/L	5.0	2.5	1	11/26/16 08:40	11/28/16 09:29	7440-02-0	
Selenium	**7.5 U**	ug/L	15.0	7.5	1	11/26/16 08:40	11/28/16 09:29	7782-49-2	
Silver	**25.0 U**	ug/L	50.0	25.0	10	11/26/16 08:40	11/28/16 20:52	7440-22-4	
Sodium	**131**	mg/L	1.0	0.50	1	11/26/16 08:40	11/28/16 09:29	7440-23-5	
Vanadium	**25.5**	ug/L	10.0	5.0	1	11/26/16 08:40	11/28/16 09:29	7440-62-2	
Zinc	**10.0 U**	ug/L	20.0	10.0	1	11/26/16 08:40	11/28/16 09:29	7440-66-6	
6020 MET ICPMS	Analytical Method: EPA 6020 Preparation Method: EPA 3010								
Antimony	**0.50 U**	ug/L	1.0	0.50	1	11/26/16 08:40	11/29/16 13:05	7440-36-0	
Thallium	**0.50 U**	ug/L	1.0	0.50	1	11/26/16 08:40	11/29/16 13:05	7440-28-0	
7470 Mercury	Analytical Method: EPA 7470 Preparation Method: EPA 7470								
Mercury	**0.10 U**	ug/L	0.20	0.10	1	12/01/16 07:44	12/02/16 13:15	7439-97-6	
8260 MSV	Analytical Method: EPA 8260								
Acetone	**10.0 U**	ug/L	20.0	10.0	1		11/28/16 20:01	67-64-1	
Acrylonitrile	**5.0 U**	ug/L	10.0	5.0	1		11/28/16 20:01	107-13-1	
Benzene	**0.10 U**	ug/L	1.0	0.10	1		11/28/16 20:01	71-43-2	
Bromochloromethane	**0.50 U**	ug/L	1.0	0.50	1		11/28/16 20:01	74-97-5	
Bromodichloromethane	**0.27 U**	ug/L	0.60	0.27	1		11/28/16 20:01	75-27-4	

REPORT OF LABORATORY ANALYSIS

This report shall not be reproduced, except in full,
without the written consent of Pace Analytical Services, LLC.

Pace Analytical Services, LLC
8 East Tower Circle
Ormond Beach, FL 32174
(386)672-5668

ANALYTICAL RESULTS

Project: Tomoka LF Semi-Annual MWs
Pace Project No.: 35277536

Sample: B8-2 **Lab ID: 35277536010** Collected: 11/16/16 13:29 Received: 11/16/16 15:45 Matrix: Water

Parameters	Results	Units	PQL	MDL	DF	Prepared	Analyzed	CAS No.	Qual
8260 MSV	Analytical Method: EPA 8260								
Bromoform	**0.50 U**	ug/L	1.0	0.50	1		11/28/16 20:01	75-25-2	
Bromomethane	**0.50 U**	ug/L	5.0	0.50	1		11/28/16 20:01	74-83-9	
2-Butanone (MEK)	**5.0 U**	ug/L	10.0	5.0	1		11/28/16 20:01	78-93-3	
Carbon disulfide	**5.0 U**	ug/L	10.0	5.0	1		11/28/16 20:01	75-15-0	
Carbon tetrachloride	**0.50 U**	ug/L	1.0	0.50	1		11/28/16 20:01	56-23-5	
Chlorobenzene	**0.50 U**	ug/L	1.0	0.50	1		11/28/16 20:01	108-90-7	
Chloroethane	**0.50 U**	ug/L	10.0	0.50	1		11/28/16 20:01	75-00-3	
Chloroform	**0.50 U**	ug/L	1.0	0.50	1		11/28/16 20:01	67-66-3	
Chloromethane	**0.62 U**	ug/L	1.0	0.62	1		11/28/16 20:01	74-87-3	
Dibromochloromethane	**0.26 U**	ug/L	0.50	0.26	1		11/28/16 20:01	124-48-1	
Dibromomethane	**0.50 U**	ug/L	1.0	0.50	1		11/28/16 20:01	74-95-3	
1,2-Dichlorobenzene	**0.50 U**	ug/L	1.0	0.50	1		11/28/16 20:01	95-50-1	
1,4-Dichlorobenzene	**0.50 U**	ug/L	1.0	0.50	1		11/28/16 20:01	106-46-7	
trans-1,4-Dichloro-2-butene	**5.0 U**	ug/L	10.0	5.0	1		11/28/16 20:01	110-57-6	
1,1-Dichloroethane	**0.50 U**	ug/L	1.0	0.50	1		11/28/16 20:01	75-34-3	
1,2-Dichloroethane	**0.50 U**	ug/L	1.0	0.50	1		11/28/16 20:01	107-06-2	
1,1-Dichloroethene	**0.50 U**	ug/L	1.0	0.50	1		11/28/16 20:01	75-35-4	
cis-1,2-Dichloroethene	**0.50 U**	ug/L	1.0	0.50	1		11/28/16 20:01	156-59-2	
trans-1,2-Dichloroethene	**0.50 U**	ug/L	1.0	0.50	1		11/28/16 20:01	156-60-5	
1,2-Dichloropropane	**0.50 U**	ug/L	1.0	0.50	1		11/28/16 20:01	78-87-5	
cis-1,3-Dichloropropene	**0.25 U**	ug/L	0.50	0.25	1		11/28/16 20:01	10061-01-5	
trans-1,3-Dichloropropene	**0.25 U**	ug/L	0.50	0.25	1		11/28/16 20:01	10061-02-6	
Ethylbenzene	**0.50 U**	ug/L	1.0	0.50	1		11/28/16 20:01	100-41-4	
2-Hexanone	**5.0 U**	ug/L	10.0	5.0	1		11/28/16 20:01	591-78-6	
Iodomethane	**0.50 U**	ug/L	10.0	0.50	1		11/28/16 20:01	74-88-4	
Methylene Chloride	**2.5 U**	ug/L	5.0	2.5	1		11/28/16 20:01	75-09-2	
4-Methyl-2-pentanone (MIBK)	**5.0 U**	ug/L	10.0	5.0	1		11/28/16 20:01	108-10-1	
Styrene	**0.50 U**	ug/L	1.0	0.50	1		11/28/16 20:01	100-42-5	
1,1,1,2-Tetrachloroethane	**0.50 U**	ug/L	1.0	0.50	1		11/28/16 20:01	630-20-6	
1,1,2,2-Tetrachloroethane	**0.12 U**	ug/L	0.50	0.12	1		11/28/16 20:01	79-34-5	
Tetrachloroethene	**0.50 U**	ug/L	1.0	0.50	1		11/28/16 20:01	127-18-4	
Toluene	**0.50 U**	ug/L	1.0	0.50	1		11/28/16 20:01	108-88-3	
1,1,1-Trichloroethane	**0.50 U**	ug/L	1.0	0.50	1		11/28/16 20:01	71-55-6	
1,1,2-Trichloroethane	**0.50 U**	ug/L	1.0	0.50	1		11/28/16 20:01	79-00-5	
Trichloroethene	**0.50 U**	ug/L	1.0	0.50	1		11/28/16 20:01	79-01-6	
Trichlorofluoromethane	**0.50 U**	ug/L	1.0	0.50	1		11/28/16 20:01	75-69-4	
1,2,3-Trichloropropane	**0.59 U**	ug/L	1.0	0.59	1		11/28/16 20:01	96-18-4	
Vinyl acetate	**1.0 U**	ug/L	2.0	1.0	1		11/28/16 20:01	108-05-4	
Vinyl chloride	**0.50 U**	ug/L	1.0	0.50	1		11/28/16 20:01	75-01-4	
Xylene (Total)	**1.5 U**	ug/L	3.0	1.5	1		11/28/16 20:01	1330-20-7	
Surrogates									
4-Bromofluorobenzene (S)	100	%	89-111		1		11/28/16 20:01	460-00-4	
1,2-Dichloroethane-d4 (S)	99	%	75-135		1		11/28/16 20:01	17060-07-0	
Toluene-d8 (S)	99	%	89-112		1		11/28/16 20:01	2037-26-5	

REPORT OF LABORATORY ANALYSIS

This report shall not be reproduced, except in full,
without the written consent of Pace Analytical Services, LLC.

Pace Analytical Services, LLC
8 East Tower Circle
Ormond Beach, FL 32174
(386)672-5668

ANALYTICAL RESULTS

Project: Tomoka LF Semi-Annual MWs
Pace Project No.: 35277536

Sample: B8-2 **Lab ID: 35277536010** Collected: 11/16/16 13:29 Received: 11/16/16 15:45 Matrix: Water

Parameters	Results	Units	PQL	MDL	DF	Prepared	Analyzed	CAS No.	Qual
2540C Total Dissolved Solids	Analytical Method: SM 2540C								
Total Dissolved Solids	**1250**	mg/L	10.0	10.0	1		11/21/16 09:38		
300.0 IC Anions 28 Days	Analytical Method: EPA 300.0								
Chloride	**572**	mg/L	25.0	12.5	5		11/24/16 04:34	16887-00-6	
350.1 Ammonia	Analytical Method: EPA 350.1								
Nitrogen, Ammonia	**0.17**	mg/L	0.050	0.020	1		12/06/16 11:52	7664-41-7	
353.2 Nitrogen, NO2/NO3 unpres	Analytical Method: EPA 353.2								
Nitrogen, Nitrate	**0.056**	mg/L	0.040	0.010	1		11/18/16 12:11		

REPORT OF LABORATORY ANALYSIS

This report shall not be reproduced, except in full,
without the written consent of Pace Analytical Services, LLC.

Pace Analytical Services, LLC
8 East Tower Circle
Ormond Beach, FL 32174
(386)672-5668

ANALYTICAL RESULTS

Project: Tomoka LF Semi-Annual MWs
Pace Project No.: 35277536

Sample: Trip Blank 11/16/16 **Lab ID: 35277536011** Collected: 11/16/16 00:01 Received: 11/16/16 15:45 Matrix: Water

Parameters	Results	Units	PQL	MDL	DF	Prepared	Analyzed	CAS No.	Qual
8260 MSV	Analytical Method: EPA 8260								
Acetone	**10.0 U**	ug/L	20.0	10.0	1		11/28/16 17:31	67-64-1	
Acrylonitrile	**5.0 U**	ug/L	10.0	5.0	1		11/28/16 17:31	107-13-1	
Benzene	**0.10 U**	ug/L	1.0	0.10	1		11/28/16 17:31	71-43-2	
Bromochloromethane	**0.50 U**	ug/L	1.0	0.50	1		11/28/16 17:31	74-97-5	
Bromodichloromethane	**0.27 U**	ug/L	0.60	0.27	1		11/28/16 17:31	75-27-4	
Bromoform	**0.50 U**	ug/L	1.0	0.50	1		11/28/16 17:31	75-25-2	
Bromomethane	**0.50 U**	ug/L	5.0	0.50	1		11/28/16 17:31	74-83-9	
2-Butanone (MEK)	**5.0 U**	ug/L	10.0	5.0	1		11/28/16 17:31	78-93-3	
Carbon disulfide	**5.0 U**	ug/L	10.0	5.0	1		11/28/16 17:31	75-15-0	
Carbon tetrachloride	**0.50 U**	ug/L	1.0	0.50	1		11/28/16 17:31	56-23-5	
Chlorobenzene	**0.50 U**	ug/L	1.0	0.50	1		11/28/16 17:31	108-90-7	
Chloroethane	**0.50 U**	ug/L	10.0	0.50	1		11/28/16 17:31	75-00-3	
Chloroform	**0.50 U**	ug/L	1.0	0.50	1		11/28/16 17:31	67-66-3	
Chloromethane	**0.62 U**	ug/L	1.0	0.62	1		11/28/16 17:31	74-87-3	
1,2-Dibromo-3-chloropropane	**1.0 U**	ug/L	2.0	1.0	1		11/28/16 17:31	96-12-8	
Dibromochloromethane	**0.26 U**	ug/L	0.50	0.26	1		11/28/16 17:31	124-48-1	
1,2-Dibromoethane (EDB)	**0.50 U**	ug/L	1.0	0.50	1		11/28/16 17:31	106-93-4	
Dibromomethane	**0.50 U**	ug/L	1.0	0.50	1		11/28/16 17:31	74-95-3	
1,2-Dichlorobenzene	**0.50 U**	ug/L	1.0	0.50	1		11/28/16 17:31	95-50-1	
1,4-Dichlorobenzene	**0.50 U**	ug/L	1.0	0.50	1		11/28/16 17:31	106-46-7	
trans-1,4-Dichloro-2-butene	**5.0 U**	ug/L	10.0	5.0	1		11/28/16 17:31	110-57-6	
1,1-Dichloroethane	**0.50 U**	ug/L	1.0	0.50	1		11/28/16 17:31	75-34-3	
1,2-Dichloroethane	**0.50 U**	ug/L	1.0	0.50	1		11/28/16 17:31	107-06-2	
1,1-Dichloroethene	**0.50 U**	ug/L	1.0	0.50	1		11/28/16 17:31	75-35-4	
cis-1,2-Dichloroethene	**0.50 U**	ug/L	1.0	0.50	1		11/28/16 17:31	156-59-2	
trans-1,2-Dichloroethene	**0.50 U**	ug/L	1.0	0.50	1		11/28/16 17:31	156-60-5	
1,2-Dichloropropane	**0.50 U**	ug/L	1.0	0.50	1		11/28/16 17:31	78-87-5	
cis-1,3-Dichloropropene	**0.25 U**	ug/L	0.50	0.25	1		11/28/16 17:31	10061-01-5	
trans-1,3-Dichloropropene	**0.25 U**	ug/L	0.50	0.25	1		11/28/16 17:31	10061-02-6	
Ethylbenzene	**0.50 U**	ug/L	1.0	0.50	1		11/28/16 17:31	100-41-4	
2-Hexanone	**5.0 U**	ug/L	10.0	5.0	1		11/28/16 17:31	591-78-6	
Iodomethane	**0.50 U**	ug/L	10.0	0.50	1		11/28/16 17:31	74-88-4	
Methylene Chloride	**2.5 U**	ug/L	5.0	2.5	1		11/28/16 17:31	75-09-2	
4-Methyl-2-pentanone (MIBK)	**5.0 U**	ug/L	10.0	5.0	1		11/28/16 17:31	108-10-1	
Styrene	**0.50 U**	ug/L	1.0	0.50	1		11/28/16 17:31	100-42-5	
1,1,1,2-Tetrachloroethane	**0.50 U**	ug/L	1.0	0.50	1		11/28/16 17:31	630-20-6	
1,1,2,2-Tetrachloroethane	**0.12 U**	ug/L	0.50	0.12	1		11/28/16 17:31	79-34-5	
Tetrachloroethene	**0.50 U**	ug/L	1.0	0.50	1		11/28/16 17:31	127-18-4	
Toluene	**0.50 U**	ug/L	1.0	0.50	1		11/28/16 17:31	108-88-3	
1,1,1-Trichloroethane	**0.50 U**	ug/L	1.0	0.50	1		11/28/16 17:31	71-55-6	
1,1,2-Trichloroethane	**0.50 U**	ug/L	1.0	0.50	1		11/28/16 17:31	79-00-5	
Trichloroethene	**0.50 U**	ug/L	1.0	0.50	1		11/28/16 17:31	79-01-6	
Trichlorofluoromethane	**0.50 U**	ug/L	1.0	0.50	1		11/28/16 17:31	75-69-4	
1,2,3-Trichloropropane	**0.59 U**	ug/L	1.0	0.59	1		11/28/16 17:31	96-18-4	
Vinyl acetate	**1.0 U**	ug/L	2.0	1.0	1		11/28/16 17:31	108-05-4	
Vinyl chloride	**0.50 U**	ug/L	1.0	0.50	1		11/28/16 17:31	75-01-4	

REPORT OF LABORATORY ANALYSIS

This report shall not be reproduced, except in full,
without the written consent of Pace Analytical Services, LLC.

Pace Analytical Services, LLC
8 East Tower Circle
Ormond Beach, FL 32174
(386)672-5668

ANALYTICAL RESULTS

Project: Tomoka LF Semi-Annual MWs
Pace Project No.: 35277536

Sample: Trip Blank 11/16/16 **Lab ID: 35277536011** Collected: 11/16/16 00:01 Received: 11/16/16 15:45 Matrix: Water

Parameters	Results	Units	PQL	MDL	DF	Prepared	Analyzed	CAS No.	Qual
8260 MSV	Analytical Method: EPA 8260								
Xylene (Total)	**1.5 U**	ug/L	3.0	1.5	1		11/28/16 17:31	1330-20-7	
Surrogates									
4-Bromofluorobenzene (S)	100	%	89-111		1		11/28/16 17:31	460-00-4	
1,2-Dichloroethane-d4 (S)	100	%	75-135		1		11/28/16 17:31	17060-07-0	
Toluene-d8 (S)	100	%	89-112		1		11/28/16 17:31	2037-26-5	

REPORT OF LABORATORY ANALYSIS

This report shall not be reproduced, except in full,
without the written consent of Pace Analytical Services, LLC.

Pace Analytical Services, LLC
8 East Tower Circle
Ormond Beach, FL 32174
(386)672-5668

QUALITY CONTROL DATA

Project: Tomoka LF Semi-Annual MWs
Pace Project No.: 35277536

QC Batch: 335006 Analysis Method: EPA 7470
QC Batch Method: EPA 7470 Analysis Description: 7470 Mercury
Associated Lab Samples: 35277536001, 35277536002, 35277536003, 35277536004, 35277536005, 35277536006, 35277536007

METHOD BLANK: 1793530 Matrix: Water
Associated Lab Samples: 35277536001, 35277536002, 35277536003, 35277536004, 35277536005, 35277536006, 35277536007

Parameter	Units	Blank Result	Reporting Limit	MDL	Analyzed	Qualifiers
Mercury	ug/L	0.10 U	0.20	0.10	11/29/16 19:40	

LABORATORY CONTROL SAMPLE: 1793531

Parameter	Units	Spike Conc.	LCS Result	LCS % Rec	% Rec Limits	Qualifiers
Mercury	ug/L	2	2.1	103	80-120	

MATRIX SPIKE & MATRIX SPIKE DUPLICATE: 1793532 1793533

Parameter	Units	35278217006 Result	MS Spike Conc.	MSD Spike Conc.	MS Result	MSD Result	MS % Rec	MSD % Rec	% Rec Limits	RPD	Max RPD	Qual
Mercury	ug/L	0.10 U	2	2	2.1	2.2	106	110	75-125	4	20	

Results presented on this page are in the units indicated by the "Units" column except where an alternate unit is presented to the right of the result.

REPORT OF LABORATORY ANALYSIS

This report shall not be reproduced, except in full,
without the written consent of Pace Analytical Services, LLC.

Pace Analytical Services, LLC
8 East Tower Circle
Ormond Beach, FL 32174
(386)672-5668

QUALITY CONTROL DATA

Project: Tomoka LF Semi-Annual MWs
Pace Project No.: 35277536

QC Batch: 335566 Analysis Method: EPA 7470
QC Batch Method: EPA 7470 Analysis Description: 7470 Mercury
Associated Lab Samples: 35277536008, 35277536009, 35277536010

METHOD BLANK: 1796792 Matrix: Water
Associated Lab Samples: 35277536008, 35277536009, 35277536010

Parameter	Units	Blank Result	Reporting Limit	MDL	Analyzed	Qualifiers
Mercury	ug/L	0.10 U	0.20	0.10	12/02/16 13:01	

LABORATORY CONTROL SAMPLE: 1796793

Parameter	Units	Spike Conc.	LCS Result	LCS % Rec	% Rec Limits	Qualifiers
Mercury	ug/L	2	2.0	99	80-120	

MATRIX SPIKE & MATRIX SPIKE DUPLICATE: 1796794 1796795

Parameter	Units	35277536008 Result	MS Spike Conc.	MSD Spike Conc.	MS Result	MSD Result	MS % Rec	MSD % Rec	% Rec Limits	RPD	Max RPD	Qual
Mercury	ug/L	0.10 U	2	2	1.9	2.0	97	100	75-125	4	20	

Results presented on this page are in the units indicated by the "Units" column except where an alternate unit is presented to the right of the result.

REPORT OF LABORATORY ANALYSIS

This report shall not be reproduced, except in full,
without the written consent of Pace Analytical Services, LLC.

Pace Analytical Services, LLC
8 East Tower Circle
Ormond Beach, FL 32174
(386)672-5668

QUALITY CONTROL DATA

Project: Tomoka LF Semi-Annual MWs
Pace Project No.: 35277536

QC Batch: 334606 Analysis Method: EPA 6010
QC Batch Method: EPA 3010 Analysis Description: 6010 MET
Associated Lab Samples: 35277536001, 35277536002, 35277536003, 35277536004, 35277536005, 35277536006, 35277536007, 35277536008, 35277536009, 35277536010

METHOD BLANK: 1791907 Matrix: Water
Associated Lab Samples: 35277536001, 35277536002, 35277536003, 35277536004, 35277536005, 35277536006, 35277536007, 35277536008, 35277536009, 35277536010

Parameter	Units	Blank Result	Reporting Limit	MDL	Analyzed	Qualifiers
Arsenic	ug/L	5.0 U	10.0	5.0	11/28/16 08:11	
Barium	ug/L	5.0 U	10.0	5.0	11/28/16 08:11	
Beryllium	ug/L	0.50 U	1.0	0.50	11/28/16 08:11	
Cadmium	ug/L	0.50 U	1.0	0.50	11/28/16 08:11	
Chromium	ug/L	2.5 U	5.0	2.5	11/28/16 08:11	
Cobalt	ug/L	5.0 U	10.0	5.0	11/28/16 08:11	
Copper	ug/L	2.5 U	5.0	2.5	11/28/16 08:11	
Iron	ug/L	20.0 U	40.0	20.0	11/28/16 08:11	
Lead	ug/L	5.0 U	10.0	5.0	11/28/16 08:11	
Nickel	ug/L	2.5 U	5.0	2.5	11/28/16 08:11	
Selenium	ug/L	7.5 U	15.0	7.5	11/28/16 08:11	
Silver	ug/L	2.5 U	5.0	2.5	11/28/16 08:11	
Sodium	mg/L	0.50 U	1.0	0.50	11/28/16 08:11	
Vanadium	ug/L	5.0 U	10.0	5.0	11/28/16 08:11	
Zinc	ug/L	10.0 U	20.0	10.0	11/28/16 08:11	

LABORATORY CONTROL SAMPLE: 1791908

Parameter	Units	Spike Conc.	LCS Result	LCS % Rec	% Rec Limits	Qualifiers
Arsenic	ug/L	500	502	100	80-120	
Barium	ug/L	500	506	101	80-120	
Beryllium	ug/L	50	51.5	103	80-120	
Cadmium	ug/L	50	51.6	103	80-120	
Chromium	ug/L	250	257	103	80-120	
Cobalt	ug/L	500	518	104	80-120	
Copper	ug/L	250	254	102	80-120	
Iron	ug/L	2000	2060	103	80-120	
Lead	ug/L	500	519	104	80-120	
Nickel	ug/L	250	261	104	80-120	
Selenium	ug/L	750	757	101	80-120	
Silver	ug/L	250	250	100	80-120	
Sodium	mg/L	50	51.3	103	80-120	
Vanadium	ug/L	500	515	103	80-120	
Zinc	ug/L	1000	1050	105	80-120	

Results presented on this page are in the units indicated by the "Units" column except where an alternate unit is presented to the right of the result.

REPORT OF LABORATORY ANALYSIS

This report shall not be reproduced, except in full,
without the written consent of Pace Analytical Services, LLC.

Pace Analytical Services, LLC
8 East Tower Circle
Ormond Beach, FL 32174
(386)672-5668

QUALITY CONTROL DATA

Project: Tomoka LF Semi-Annual MWs
Pace Project No.: 35277536

MATRIX SPIKE & MATRIX SPIKE DUPLICATE: 1791909 1791910

Parameter	Units	35277480001 Result	MS Spike Conc.	MSD Spike Conc.	MS Result	MSD Result	MS % Rec	MSD % Rec	% Rec Limits	RPD	Max RPD	Qual
Arsenic	ug/L	5.0 U	500	500	500	513	100	102	75-125	2	20	
Barium	ug/L	8.0 I	500	500	511	515	101	101	75-125	1	20	
Beryllium	ug/L	0.50 U	50	50	51.8	52.5	103	105	75-125	1	20	
Cadmium	ug/L	0.50 U	50	50	51.8	52.0	103	104	75-125	0	20	
Chromium	ug/L	2.5 U	250	250	256	259	102	103	75-125	1	20	
Cobalt	ug/L	5.0 U	500	500	516	521	103	104	75-125	1	20	
Copper	ug/L	2.5 U	250	250	252	255	101	102	75-125	1	20	
Iron	ug/L	502	2000	2000	2550	2560	102	103	75-125	0	20	
Lead	ug/L	5.0 U	500	500	518	529	103	105	75-125	2	20	
Nickel	ug/L	2.5 U	250	250	259	262	103	105	75-125	1	20	
Selenium	ug/L	7.5 U	750	750	743	755	99	101	75-125	2	20	
Silver	ug/L	2.5 U	250	250	248	252	99	100	75-125	1	20	
Sodium	mg/L	1.3	50	50	52.2	52.5	102	102	75-125	1	20	
Vanadium	ug/L	5.0 U	500	500	515	522	103	104	75-125	1	20	
Zinc	ug/L	10.0 U	1000	1000	1040	1050	104	105	75-125	2	20	

Results presented on this page are in the units indicated by the "Units" column except where an alternate unit is presented to the right of the result.

REPORT OF LABORATORY ANALYSIS

This report shall not be reproduced, except in full,
without the written consent of Pace Analytical Services, LLC.

Pace Analytical Services, LLC
8 East Tower Circle
Ormond Beach, FL 32174
(386)672-5668

QUALITY CONTROL DATA

Project: Tomoka LF Semi-Annual MWs
Pace Project No.: 35277536

QC Batch: 334607 Analysis Method: EPA 6020
QC Batch Method: EPA 3010 Analysis Description: 6020 MET
Associated Lab Samples: 35277536001, 35277536002, 35277536003, 35277536004, 35277536005, 35277536006, 35277536007, 35277536008, 35277536009, 35277536010

METHOD BLANK: 1791911 Matrix: Water
Associated Lab Samples: 35277536001, 35277536002, 35277536003, 35277536004, 35277536005, 35277536006, 35277536007, 35277536008, 35277536009, 35277536010

Parameter	Units	Blank Result	Reporting Limit	MDL	Analyzed	Qualifiers
Antimony	ug/L	0.50 U	1.0	0.50	11/29/16 12:06	
Thallium	ug/L	0.50 U	1.0	0.50	11/29/16 12:06	

LABORATORY CONTROL SAMPLE: 1791912

Parameter	Units	Spike Conc.	LCS Result	LCS % Rec	% Rec Limits	Qualifiers
Antimony	ug/L	150	152	101	80-120	
Thallium	ug/L	150	167	111	80-120	

MATRIX SPIKE & MATRIX SPIKE DUPLICATE: 1791913 1791914

Parameter	Units	35277536002 Result	MS Spike Conc.	MSD Spike Conc.	MS Result	MSD Result	MS % Rec	MSD % Rec	% Rec Limits	RPD	Max RPD	Qual
Antimony	ug/L	0.50 U	150	150	150	149	100	100	75-125	0	20	
Thallium	ug/L	0.50 U	150	150	167	162	111	108	75-125	3	20	

Results presented on this page are in the units indicated by the "Units" column except where an alternate unit is presented to the right of the result.

REPORT OF LABORATORY ANALYSIS

This report shall not be reproduced, except in full,
without the written consent of Pace Analytical Services, LLC.

Pace Analytical Services, LLC
8 East Tower Circle
Ormond Beach, FL 32174
(386)672-5668

QUALITY CONTROL DATA

Project: Tomoka LF Semi-Annual MWs
Pace Project No.: 35277536

QC Batch: 334696 Analysis Method: EPA 8260
QC Batch Method: EPA 8260 Analysis Description: 8260 MSV
Associated Lab Samples: 35277536001, 35277536002, 35277536003, 35277536004, 35277536005, 35277536006, 35277536007

METHOD BLANK: 1792418 Matrix: Water
Associated Lab Samples: 35277536001, 35277536002, 35277536003, 35277536004, 35277536005, 35277536006, 35277536007

Parameter	Units	Blank Result	Reporting Limit	MDL	Analyzed	Qualifiers
1,1,1,2-Tetrachloroethane	ug/L	0.50 U	1.0	0.50	11/28/16 04:12	
1,1,1-Trichloroethane	ug/L	0.50 U	1.0	0.50	11/28/16 04:12	
1,1,2,2-Tetrachloroethane	ug/L	0.12 U	0.50	0.12	11/28/16 04:12	
1,1,2-Trichloroethane	ug/L	0.50 U	1.0	0.50	11/28/16 04:12	
1,1-Dichloroethane	ug/L	0.50 U	1.0	0.50	11/28/16 04:12	
1,1-Dichloroethene	ug/L	0.50 U	1.0	0.50	11/28/16 04:12	
1,2,3-Trichloropropane	ug/L	0.59 U	1.0	0.59	11/28/16 04:12	
1,2-Dichlorobenzene	ug/L	0.50 U	1.0	0.50	11/28/16 04:12	
1,2-Dichloroethane	ug/L	0.50 U	1.0	0.50	11/28/16 04:12	
1,2-Dichloropropane	ug/L	0.50 U	1.0	0.50	11/28/16 04:12	
1,4-Dichlorobenzene	ug/L	0.50 U	1.0	0.50	11/28/16 04:12	
2-Butanone (MEK)	ug/L	5.0 U	10.0	5.0	11/28/16 04:12	
2-Hexanone	ug/L	5.0 U	10.0	5.0	11/28/16 04:12	
4-Methyl-2-pentanone (MIBK)	ug/L	5.0 U	10.0	5.0	11/28/16 04:12	
Acetone	ug/L	10.0 U	20.0	10.0	11/28/16 04:12	
Acrylonitrile	ug/L	5.0 U	10.0	5.0	11/28/16 04:12	
Benzene	ug/L	0.10 U	1.0	0.10	11/28/16 04:12	
Bromochloromethane	ug/L	0.50 U	1.0	0.50	11/28/16 04:12	
Bromodichloromethane	ug/L	0.27 U	0.60	0.27	11/28/16 04:12	
Bromoform	ug/L	0.50 U	1.0	0.50	11/28/16 04:12	
Bromomethane	ug/L	0.50 U	5.0	0.50	11/28/16 04:12	
Carbon disulfide	ug/L	5.0 U	10.0	5.0	11/28/16 04:12	
Carbon tetrachloride	ug/L	0.50 U	1.0	0.50	11/28/16 04:12	
Chlorobenzene	ug/L	0.50 U	1.0	0.50	11/28/16 04:12	
Chloroethane	ug/L	0.50 U	10.0	0.50	11/28/16 04:12	
Chloroform	ug/L	0.50 U	1.0	0.50	11/28/16 04:12	
Chloromethane	ug/L	0.62 U	1.0	0.62	11/28/16 04:12	
cis-1,2-Dichloroethene	ug/L	0.50 U	1.0	0.50	11/28/16 04:12	
cis-1,3-Dichloropropene	ug/L	0.25 U	0.50	0.25	11/28/16 04:12	
Dibromochloromethane	ug/L	0.26 U	0.50	0.26	11/28/16 04:12	
Dibromomethane	ug/L	0.50 U	1.0	0.50	11/28/16 04:12	
Ethylbenzene	ug/L	0.50 U	1.0	0.50	11/28/16 04:12	
Iodomethane	ug/L	0.50 U	10.0	0.50	11/28/16 04:12	
Methylene Chloride	ug/L	2.5 U	5.0	2.5	11/28/16 04:12	
Styrene	ug/L	0.50 U	1.0	0.50	11/28/16 04:12	
Tetrachloroethene	ug/L	0.50 U	1.0	0.50	11/28/16 04:12	
Toluene	ug/L	0.50 U	1.0	0.50	11/28/16 04:12	
trans-1,2-Dichloroethene	ug/L	0.50 U	1.0	0.50	11/28/16 04:12	
trans-1,3-Dichloropropene	ug/L	0.25 U	0.50	0.25	11/28/16 04:12	
trans-1,4-Dichloro-2-butene	ug/L	5.0 U	10.0	5.0	11/28/16 04:12	
Trichloroethene	ug/L	0.50 U	1.0	0.50	11/28/16 04:12	

Results presented on this page are in the units indicated by the "Units" column except where an alternate unit is presented to the right of the result.

REPORT OF LABORATORY ANALYSIS

This report shall not be reproduced, except in full,
without the written consent of Pace Analytical Services, LLC.

Pace Analytical Services, LLC
8 East Tower Circle
Ormond Beach, FL 32174
(386)672-5668

QUALITY CONTROL DATA

Project: Tomoka LF Semi-Annual MWs
Pace Project No.: 35277536

METHOD BLANK: 1792418 Matrix: Water
Associated Lab Samples: 35277536001, 35277536002, 35277536003, 35277536004, 35277536005, 35277536006, 35277536007

Parameter	Units	Blank Result	Reporting Limit	MDL	Analyzed	Qualifiers
Trichlorofluoromethane	ug/L	0.50 U	1.0	0.50	11/28/16 04:12	
Vinyl acetate	ug/L	1.0 U	2.0	1.0	11/28/16 04:12	
Vinyl chloride	ug/L	0.50 U	1.0	0.50	11/28/16 04:12	
Xylene (Total)	ug/L	1.5 U	3.0	1.5	11/28/16 04:12	
1,2-Dichloroethane-d4 (S)	%	103	75-135		11/28/16 04:12	
4-Bromofluorobenzene (S)	%	100	89-111		11/28/16 04:12	
Toluene-d8 (S)	%	105	89-112		11/28/16 04:12	

LABORATORY CONTROL SAMPLE: 1792419

Parameter	Units	Spike Conc.	LCS Result	LCS % Rec	% Rec Limits	Qualifiers
1,1,1,2-Tetrachloroethane	ug/L	20	20.5	103	70-130	
1,1,1-Trichloroethane	ug/L	20	20.7	103	70-130	
1,1,2,2-Tetrachloroethane	ug/L	20	21.2	106	70-130	
1,1,2-Trichloroethane	ug/L	20	20.7	104	70-130	
1,1-Dichloroethane	ug/L	20	21.0	105	70-130	
1,1-Dichloroethene	ug/L	20	19.2	96	65-134	
1,2,3-Trichloropropane	ug/L	20	20.8	104	65-135	
1,2-Dichlorobenzene	ug/L	20	20.4	102	70-130	
1,2-Dichloroethane	ug/L	20	20.3	102	70-130	
1,2-Dichloropropane	ug/L	20	20.0	100	70-130	
1,4-Dichlorobenzene	ug/L	20	20.2	101	70-130	
2-Butanone (MEK)	ug/L	40	44.8	112	61-129	
2-Hexanone	ug/L	40	46.7	117	68-131	
4-Methyl-2-pentanone (MIBK)	ug/L	40	44.7	112	70-130	
Acetone	ug/L	40	41.1	103	44-155	
Acrylonitrile	ug/L	200	279	140	59-138	J(L0)
Benzene	ug/L	20	19.4	97	70-130	
Bromochloromethane	ug/L	20	19.7	98	70-130	
Bromodichloromethane	ug/L	20	19.6	98	70-130	
Bromoform	ug/L	20	20.2	101	62-129	
Bromomethane	ug/L	20	25.3	126	10-179	
Carbon disulfide	ug/L	20	15.4	77	40-156	
Carbon tetrachloride	ug/L	20	18.0	90	66-127	
Chlorobenzene	ug/L	20	20.3	101	70-130	
Chloroethane	ug/L	20	21.4	107	57-142	
Chloroform	ug/L	20	20.1	100	70-130	
Chloromethane	ug/L	20	22.0	110	45-150	
cis-1,2-Dichloroethene	ug/L	20	20.7	103	70-130	
cis-1,3-Dichloropropene	ug/L	20	19.4	97	70-130	
Dibromochloromethane	ug/L	20	19.7	99	70-130	
Dibromomethane	ug/L	20	20.6	103	70-130	
Ethylbenzene	ug/L	20	19.9	100	70-130	
Iodomethane	ug/L	40	46.4	116	21-150	

Results presented on this page are in the units indicated by the "Units" column except where an alternate unit is presented to the right of the result.

REPORT OF LABORATORY ANALYSIS

This report shall not be reproduced, except in full,
without the written consent of Pace Analytical Services, LLC.

Pace Analytical Services, LLC
8 East Tower Circle
Ormond Beach, FL 32174
(386)672-5668

QUALITY CONTROL DATA

Project: Tomoka LF Semi-Annual MWs
Pace Project No.: 35277536

LABORATORY CONTROL SAMPLE: 1792419

Parameter	Units	Spike Conc.	LCS Result	LCS % Rec	% Rec Limits	Qualifiers
Methylene Chloride	ug/L	20	20.4	102	65-127	
Styrene	ug/L	20	19.9	99	70-130	
Tetrachloroethene	ug/L	20	19.9	99	48-155	
Toluene	ug/L	20	21.3	107	70-130	
trans-1,2-Dichloroethene	ug/L	20	19.3	97	68-126	
trans-1,3-Dichloropropene	ug/L	20	19.8	99	70-130	
trans-1,4-Dichloro-2-butene	ug/L	20	25.0	125	46-138	
Trichloroethene	ug/L	20	19.9	100	69-129	
Trichlorofluoromethane	ug/L	20	20.3	102	60-144	
Vinyl acetate	ug/L	20	20.7	104	70-130	
Vinyl chloride	ug/L	20	20.4	102	67-136	
Xylene (Total)	ug/L	60	60.7	101	70-130	
1,2-Dichloroethane-d4 (S)	%			103	75-135	
4-Bromofluorobenzene (S)	%			101	89-111	
Toluene-d8 (S)	%			99	89-112	

MATRIX SPIKE SAMPLE: 1794017

Parameter	Units	35277536003 Result	Spike Conc.	MS Result	MS % Rec	% Rec Limits	Qualifiers
1,1,1,2-Tetrachloroethane	ug/L	0.50 U	20	15.7	79	70-130	
1,1,1-Trichloroethane	ug/L	0.50 U	20	16.5	83	70-130	
1,1,2,2-Tetrachloroethane	ug/L	0.12 U	20	16.8	84	70-130	
1,1,2-Trichloroethane	ug/L	0.50 U	20	17.3	87	70-130	
1,1-Dichloroethane	ug/L	0.50 U	20	16.7	84	70-130	
1,1-Dichloroethene	ug/L	0.50 U	20	18.1	91	65-134	
1,2,3-Trichloropropane	ug/L	0.59 U	20	18.7	93	65-135	
1,2-Dichlorobenzene	ug/L	0.50 U	20	15.6	78	70-130	
1,2-Dichloroethane	ug/L	0.50 U	20	16.0	80	70-130	
1,2-Dichloropropane	ug/L	0.50 U	20	16.4	82	70-130	
1,4-Dichlorobenzene	ug/L	0.69 I	20	16.1	77	70-130	
2-Butanone (MEK)	ug/L	5.0 U	40	34.0	85	61-129	
2-Hexanone	ug/L	5.0 U	40	29.9	75	68-131	
4-Methyl-2-pentanone (MIBK)	ug/L	5.0 U	40	30.4	76	70-130	
Acetone	ug/L	10.0 U	40	33.8	84	44-155	
Acrylonitrile	ug/L	5.0 U	200	146	73	59-138	
Benzene	ug/L	1.9	20	18.0	80	70-130	
Bromochloromethane	ug/L	0.50 U	20	15.3	76	70-130	
Bromodichloromethane	ug/L	0.27 U	20	14.9	74	70-130	
Bromoform	ug/L	0.50 U	20	13.2	66	62-129	
Bromomethane	ug/L	0.50 U	20	21.2	106	10-179	
Carbon disulfide	ug/L	5.0 U	20	18.1	90	40-156	
Carbon tetrachloride	ug/L	0.50 U	20	15.7	78	66-127	
Chlorobenzene	ug/L	3.5	20	19.5	80	70-130	
Chloroethane	ug/L	0.50 U	20	18.4	92	57-142	
Chloroform	ug/L	0.50 U	20	15.9	80	70-130	

Results presented on this page are in the units indicated by the "Units" column except where an alternate unit is presented to the right of the result.

REPORT OF LABORATORY ANALYSIS

This report shall not be reproduced, except in full,
without the written consent of Pace Analytical Services, LLC.

Pace Analytical Services, LLC
8 East Tower Circle
Ormond Beach, FL 32174
(386)672-5668

QUALITY CONTROL DATA

Project: Tomoka LF Semi-Annual MWs
Pace Project No.: 35277536

MATRIX SPIKE SAMPLE: 1794017

Parameter	Units	35277536003 Result	Spike Conc.	MS Result	MS % Rec	% Rec Limits	Qualifiers
Chloromethane	ug/L	0.62 U	20	20.2	101	45-150	
cis-1,2-Dichloroethene	ug/L	0.50 U	20	16.2	81	70-130	
cis-1,3-Dichloropropene	ug/L	0.25 U	20	14.5	72	70-130	
Dibromochloromethane	ug/L	0.26 U	20	15.0	75	70-130	
Dibromomethane	ug/L	0.50 U	20	15.4	77	70-130	
Ethylbenzene	ug/L	0.50 U	20	16.2	81	70-130	
Iodomethane	ug/L	0.50 U	40	33.5	84	21-150	
Methylene Chloride	ug/L	2.5 U	20	16.1	80	65-127	
Styrene	ug/L	0.50 U	20	14.7	73	70-130	
Tetrachloroethene	ug/L	0.50 U	20	14.7	74	48-155	
Toluene	ug/L	0.50 U	20	17.4	86	70-130	
trans-1,2-Dichloroethene	ug/L	0.50 U	20	16.1	80	68-126	
trans-1,3-Dichloropropene	ug/L	0.25 U	20	14.4	72	70-130	
trans-1,4-Dichloro-2-butene	ug/L	5.0 U	20	13.3	66	46-138	
Trichloroethene	ug/L	0.50 U	20	16.0	80	69-129	
Trichlorofluoromethane	ug/L	0.50 U	20	18.4	92	60-144	
Vinyl acetate	ug/L	1.0 U	20	14.5	73	70-130	
Vinyl chloride	ug/L	0.50 U	20	17.3	86	67-136	
Xylene (Total)	ug/L	1.5 U	60	48.7	81	70-130	
1,2-Dichloroethane-d4 (S)	%				96	75-135	
4-Bromofluorobenzene (S)	%				101	89-111	
Toluene-d8 (S)	%				98	89-112	

SAMPLE DUPLICATE: 1794016

Parameter	Units	35277536002 Result	Dup Result	RPD	Max RPD	Qualifiers
1,1,1,2-Tetrachloroethane	ug/L	0.50 U	0.50 U		40	
1,1,1-Trichloroethane	ug/L	0.50 U	0.50 U		40	
1,1,2,2-Tetrachloroethane	ug/L	0.12 U	0.12 U		40	
1,1,2-Trichloroethane	ug/L	0.50 U	0.50 U		40	
1,1-Dichloroethane	ug/L	0.50 U	0.50 U		40	
1,1-Dichloroethene	ug/L	0.50 U	0.50 U		40	
1,2,3-Trichloropropane	ug/L	0.59 U	0.59 U		40	
1,2-Dichlorobenzene	ug/L	0.50 U	0.50 U		40	
1,2-Dichloroethane	ug/L	0.50 U	0.50 U		40	
1,2-Dichloropropane	ug/L	0.50 U	0.50 U		40	
1,4-Dichlorobenzene	ug/L	0.69 I	0.71 I		40	
2-Butanone (MEK)	ug/L	5.0 U	5.0 U		40	
2-Hexanone	ug/L	5.0 U	5.0 U		40	
4-Methyl-2-pentanone (MIBK)	ug/L	5.0 U	5.0 U		40	
Acetone	ug/L	10.0 U	10.0 U		40	
Acrylonitrile	ug/L	5.0 U	5.0 U		40	
Benzene	ug/L	1.8	2.0	10	40	
Bromochloromethane	ug/L	0.50 U	0.50 U		40	
Bromodichloromethane	ug/L	0.27 U	0.27 U		40	

Results presented on this page are in the units indicated by the "Units" column except where an alternate unit is presented to the right of the result.

REPORT OF LABORATORY ANALYSIS

This report shall not be reproduced, except in full,
without the written consent of Pace Analytical Services, LLC.

Pace Analytical Services, LLC
8 East Tower Circle
Ormond Beach, FL 32174
(386)672-5668

QUALITY CONTROL DATA

Project: Tomoka LF Semi-Annual MWs
Pace Project No.: 35277536

SAMPLE DUPLICATE: 1794016

Parameter	Units	35277536002 Result	Dup Result	RPD	Max RPD	Qualifiers
Bromoform	ug/L	0.50 U	0.50 U		40	
Bromomethane	ug/L	0.50 U	0.50 U		40	
Carbon disulfide	ug/L	5.0 U	5.0 U		40	
Carbon tetrachloride	ug/L	0.50 U	0.50 U		40	
Chlorobenzene	ug/L	3.3	3.5	7	40	
Chloroethane	ug/L	0.50 U	0.50 U		40	
Chloroform	ug/L	0.50 U	0.50 U		40	
Chloromethane	ug/L	0.62 U	0.62 U		40	
cis-1,2-Dichloroethene	ug/L	0.50 U	0.50 U		40	
cis-1,3-Dichloropropene	ug/L	0.25 U	0.25 U		40	
Dibromochloromethane	ug/L	0.26 U	0.26 U		40	
Dibromomethane	ug/L	0.50 U	0.50 U		40	
Ethylbenzene	ug/L	0.50 U	0.50 U		40	
Iodomethane	ug/L	0.50 U	0.50 U		40	
Methylene Chloride	ug/L	2.5 U	2.5 U		40	
Styrene	ug/L	0.50 U	0.50 U		40	
Tetrachloroethene	ug/L	0.50 U	0.50 U		40	
Toluene	ug/L	0.50 U	0.50 U		40	
trans-1,2-Dichloroethene	ug/L	0.50 U	0.50 U		40	
trans-1,3-Dichloropropene	ug/L	0.25 U	0.25 U		40	
trans-1,4-Dichloro-2-butene	ug/L	5.0 U	5.0 U		40	
Trichloroethene	ug/L	0.50 U	0.50 U		40	
Trichlorofluoromethane	ug/L	0.50 U	0.50 U		40	
Vinyl acetate	ug/L	1.0 U	1.0 U		40	
Vinyl chloride	ug/L	0.50 U	0.50 U		40	
Xylene (Total)	ug/L	1.5 U	1.5 U		40	
1,2-Dichloroethane-d4 (S)	%	97	99	2	40	
4-Bromofluorobenzene (S)	%	98	97	1	40	
Toluene-d8 (S)	%	103	102	1	40	

Results presented on this page are in the units indicated by the "Units" column except where an alternate unit is presented to the right of the result.

REPORT OF LABORATORY ANALYSIS

This report shall not be reproduced, except in full,
without the written consent of Pace Analytical Services, LLC.

Pace Analytical Services, LLC
8 East Tower Circle
Ormond Beach, FL 32174
(386)672-5668

QUALITY CONTROL DATA

Project: Tomoka LF Semi-Annual MWs
Pace Project No.: 35277536

QC Batch: 334919 Analysis Method: EPA 8260
QC Batch Method: EPA 8260 Analysis Description: 8260 MSV
Associated Lab Samples: 35277536008, 35277536009, 35277536010, 35277536011

METHOD BLANK: 1793058 Matrix: Water
Associated Lab Samples: 35277536008, 35277536009, 35277536010, 35277536011

Parameter	Units	Blank Result	Reporting Limit	MDL	Analyzed	Qualifiers
1,1,1,2-Tetrachloroethane	ug/L	0.50 U	1.0	0.50	11/28/16 15:02	
1,1,1-Trichloroethane	ug/L	0.50 U	1.0	0.50	11/28/16 15:02	
1,1,2,2-Tetrachloroethane	ug/L	0.12 U	0.50	0.12	11/28/16 15:02	
1,1,2-Trichloroethane	ug/L	0.50 U	1.0	0.50	11/28/16 15:02	
1,1-Dichloroethane	ug/L	0.50 U	1.0	0.50	11/28/16 15:02	
1,1-Dichloroethene	ug/L	0.50 U	1.0	0.50	11/28/16 15:02	
1,2,3-Trichloropropane	ug/L	0.59 U	1.0	0.59	11/28/16 15:02	
1,2-Dibromo-3-chloropropane	ug/L	1.0 U	2.0	1.0	11/28/16 15:02	
1,2-Dibromoethane (EDB)	ug/L	0.50 U	1.0	0.50	11/28/16 15:02	
1,2-Dichlorobenzene	ug/L	0.50 U	1.0	0.50	11/28/16 15:02	
1,2-Dichloroethane	ug/L	0.50 U	1.0	0.50	11/28/16 15:02	
1,2-Dichloropropane	ug/L	0.50 U	1.0	0.50	11/28/16 15:02	
1,4-Dichlorobenzene	ug/L	0.50 U	1.0	0.50	11/28/16 15:02	
2-Butanone (MEK)	ug/L	5.0 U	10.0	5.0	11/28/16 15:02	
2-Hexanone	ug/L	5.0 U	10.0	5.0	11/28/16 15:02	
4-Methyl-2-pentanone (MIBK)	ug/L	5.0 U	10.0	5.0	11/28/16 15:02	
Acetone	ug/L	10.0 U	20.0	10.0	11/28/16 15:02	
Acrylonitrile	ug/L	5.0 U	10.0	5.0	11/28/16 15:02	
Benzene	ug/L	0.10 U	1.0	0.10	11/28/16 15:02	
Bromochloromethane	ug/L	0.50 U	1.0	0.50	11/28/16 15:02	
Bromodichloromethane	ug/L	0.27 U	0.60	0.27	11/28/16 15:02	
Bromoform	ug/L	0.50 U	1.0	0.50	11/28/16 15:02	
Bromomethane	ug/L	0.50 U	5.0	0.50	11/28/16 15:02	
Carbon disulfide	ug/L	5.0 U	10.0	5.0	11/28/16 15:02	
Carbon tetrachloride	ug/L	0.50 U	1.0	0.50	11/28/16 15:02	
Chlorobenzene	ug/L	0.50 U	1.0	0.50	11/28/16 15:02	
Chloroethane	ug/L	0.50 U	10.0	0.50	11/28/16 15:02	
Chloroform	ug/L	0.50 U	1.0	0.50	11/28/16 15:02	
Chloromethane	ug/L	0.62 U	1.0	0.62	11/28/16 15:02	
cis-1,2-Dichloroethene	ug/L	0.50 U	1.0	0.50	11/28/16 15:02	
cis-1,3-Dichloropropene	ug/L	0.25 U	0.50	0.25	11/28/16 15:02	
Dibromochloromethane	ug/L	0.26 U	0.50	0.26	11/28/16 15:02	
Dibromomethane	ug/L	0.50 U	1.0	0.50	11/28/16 15:02	
Ethylbenzene	ug/L	0.50 U	1.0	0.50	11/28/16 15:02	
Iodomethane	ug/L	0.50 U	10.0	0.50	11/28/16 15:02	
Methylene Chloride	ug/L	2.5 U	5.0	2.5	11/28/16 15:02	
Styrene	ug/L	0.50 U	1.0	0.50	11/28/16 15:02	
Tetrachloroethene	ug/L	0.50 U	1.0	0.50	11/28/16 15:02	
Toluene	ug/L	0.50 U	1.0	0.50	11/28/16 15:02	
trans-1,2-Dichloroethene	ug/L	0.50 U	1.0	0.50	11/28/16 15:02	
trans-1,3-Dichloropropene	ug/L	0.25 U	0.50	0.25	11/28/16 15:02	

Results presented on this page are in the units indicated by the "Units" column except where an alternate unit is presented to the right of the result.

REPORT OF LABORATORY ANALYSIS

This report shall not be reproduced, except in full,
without the written consent of Pace Analytical Services, LLC.

Pace Analytical Services, LLC
8 East Tower Circle
Ormond Beach, FL 32174
(386)672-5668

QUALITY CONTROL DATA

Project: Tomoka LF Semi-Annual MWs
Pace Project No.: 35277536

METHOD BLANK: 1793058 Matrix: Water
Associated Lab Samples: 35277536008, 35277536009, 35277536010, 35277536011

Parameter	Units	Blank Result	Reporting Limit	MDL	Analyzed	Qualifiers
trans-1,4-Dichloro-2-butene	ug/L	5.0 U	10.0	5.0	11/28/16 15:02	
Trichloroethene	ug/L	0.50 U	1.0	0.50	11/28/16 15:02	
Trichlorofluoromethane	ug/L	0.50 U	1.0	0.50	11/28/16 15:02	
Vinyl acetate	ug/L	1.0 U	2.0	1.0	11/28/16 15:02	
Vinyl chloride	ug/L	0.50 U	1.0	0.50	11/28/16 15:02	
Xylene (Total)	ug/L	1.5 U	3.0	1.5	11/28/16 15:02	
1,2-Dichloroethane-d4 (S)	%	99	75-135		11/28/16 15:02	
4-Bromofluorobenzene (S)	%	100	89-111		11/28/16 15:02	
Toluene-d8 (S)	%	99	89-112		11/28/16 15:02	

LABORATORY CONTROL SAMPLE: 1793059

Parameter	Units	Spike Conc.	LCS Result	LCS % Rec	% Rec Limits	Qualifiers
1,1,1,2-Tetrachloroethane	ug/L	20	19.8	99	70-130	
1,1,1-Trichloroethane	ug/L	20	18.4	92	70-130	
1,1,2,2-Tetrachloroethane	ug/L	20	20.0	100	70-130	
1,1,2-Trichloroethane	ug/L	20	19.9	99	70-130	
1,1-Dichloroethane	ug/L	20	18.3	92	70-130	
1,1-Dichloroethene	ug/L	20	18.7	93	65-134	
1,2,3-Trichloropropane	ug/L	20	20.8	104	65-135	
1,2-Dibromo-3-chloropropane	ug/L	20	20.5	102	62-133	
1,2-Dibromoethane (EDB)	ug/L	20	20.2	101	70-130	
1,2-Dichlorobenzene	ug/L	20	19.7	99	70-130	
1,2-Dichloroethane	ug/L	20	18.7	93	70-130	
1,2-Dichloropropane	ug/L	20	19.1	95	70-130	
1,4-Dichlorobenzene	ug/L	20	20.1	101	70-130	
2-Butanone (MEK)	ug/L	40	37.1	93	61-129	
2-Hexanone	ug/L	40	42.4	106	68-131	
4-Methyl-2-pentanone (MIBK)	ug/L	40	40.8	102	70-130	
Acetone	ug/L	40	38.3	96	44-155	
Acrylonitrile	ug/L	200	264	132	59-138	
Benzene	ug/L	20	19.0	95	70-130	
Bromochloromethane	ug/L	20	19.8	99	70-130	
Bromodichloromethane	ug/L	20	18.6	93	70-130	
Bromoform	ug/L	20	19.9	100	62-129	
Bromomethane	ug/L	20	25.7	128	10-179	
Carbon disulfide	ug/L	20	19.0	95	40-156	
Carbon tetrachloride	ug/L	20	18.2	91	66-127	
Chlorobenzene	ug/L	20	20.3	101	70-130	
Chloroethane	ug/L	20	16.5	83	57-142	
Chloroform	ug/L	20	18.6	93	70-130	
Chloromethane	ug/L	20	21.0	105	45-150	
cis-1,2-Dichloroethene	ug/L	20	18.7	94	70-130	
cis-1,3-Dichloropropene	ug/L	20	18.5	92	70-130	

Results presented on this page are in the units indicated by the "Units" column except where an alternate unit is presented to the right of the result.

REPORT OF LABORATORY ANALYSIS

This report shall not be reproduced, except in full,
without the written consent of Pace Analytical Services, LLC.

Pace Analytical Services, LLC
8 East Tower Circle
Ormond Beach, FL 32174
(386)672-5668

QUALITY CONTROL DATA

Project: Tomoka LF Semi-Annual MWs
Pace Project No.: 35277536

LABORATORY CONTROL SAMPLE: 1793059

Parameter	Units	Spike Conc.	LCS Result	LCS % Rec	% Rec Limits	Qualifiers
Dibromochloromethane	ug/L	20	19.8	99	70-130	
Dibromomethane	ug/L	20	20.6	103	70-130	
Ethylbenzene	ug/L	20	19.6	98	70-130	
Iodomethane	ug/L	40	38.5	96	21-150	
Methylene Chloride	ug/L	20	20.1	100	65-127	
Styrene	ug/L	20	20.5	102	70-130	
Tetrachloroethene	ug/L	20	19.7	98	48-155	
Toluene	ug/L	20	20.1	101	70-130	
trans-1,2-Dichloroethene	ug/L	20	18.8	94	68-126	
trans-1,3-Dichloropropene	ug/L	20	20.6	103	70-130	
trans-1,4-Dichloro-2-butene	ug/L	20	20.7	103	46-138	
Trichloroethene	ug/L	20	19.9	100	69-129	
Trichlorofluoromethane	ug/L	20	20.3	101	60-144	
Vinyl acetate	ug/L	20	18.7	94	70-130	
Vinyl chloride	ug/L	20	22.9	114	67-136	
Xylene (Total)	ug/L	60	58.1	97	70-130	
1,2-Dichloroethane-d4 (S)	%			101	75-135	
4-Bromofluorobenzene (S)	%			103	89-111	
Toluene-d8 (S)	%			99	89-112	

MATRIX SPIKE SAMPLE: 1794313

Parameter	Units	35278600002 Result	Spike Conc.	MS Result	MS % Rec	% Rec Limits	Qualifiers
1,1,1,2-Tetrachloroethane	ug/L	0.50 U	20	17.2	86	70-130	
1,1,1-Trichloroethane	ug/L	0.50 U	20	17.1	85	70-130	
1,1,2,2-Tetrachloroethane	ug/L	0.12 U	20	16.8	84	70-130	
1,1,2-Trichloroethane	ug/L	0.50 U	20	16.6	83	70-130	
1,1-Dichloroethane	ug/L	0.50 U	20	17.5	87	70-130	
1,1-Dichloroethene	ug/L	0.50 U	20	18.1	91	65-134	
1,2,3-Trichloropropane	ug/L	0.59 U	20	17.8	89	65-135	
1,2-Dibromo-3-chloropropane	ug/L	1.0 U	20	16.3	81	62-133	
1,2-Dibromoethane (EDB)	ug/L	0.50 U	20	17.5	87	70-130	
1,2-Dichlorobenzene	ug/L	0.50 U	20	17.1	86	70-130	
1,2-Dichloroethane	ug/L	0.50 U	20	16.7	84	70-130	
1,2-Dichloropropane	ug/L	0.50 U	20	17.5	87	70-130	
1,4-Dichlorobenzene	ug/L	0.50 U	20	17.5	88	70-130	
2-Butanone (MEK)	ug/L	5.0 U	40	32.8	82	61-129	
2-Hexanone	ug/L	5.0 U	40	34.5	86	68-131	
4-Methyl-2-pentanone (MIBK)	ug/L	5.0 U	40	34.6	86	70-130	
Acetone	ug/L	10.0 U	40	33.4	84	44-155	
Acrylonitrile	ug/L	5.0 U	200	194	97	59-138	
Benzene	ug/L	0.10 U	20	17.3	87	70-130	
Bromochloromethane	ug/L	0.50 U	20	17.6	88	70-130	
Bromodichloromethane	ug/L	0.27 U	20	16.6	83	70-130	
Bromoform	ug/L	0.50 U	20	16.2	81	62-129	

Results presented on this page are in the units indicated by the "Units" column except where an alternate unit is presented to the right of the result.

REPORT OF LABORATORY ANALYSIS

This report shall not be reproduced, except in full,
without the written consent of Pace Analytical Services, LLC.

Pace Analytical Services, LLC
8 East Tower Circle
Ormond Beach, FL 32174
(386)672-5668

QUALITY CONTROL DATA

Project: Tomoka LF Semi-Annual MWs
Pace Project No.: 35277536

MATRIX SPIKE SAMPLE: 1794313

Parameter	Units	35278600002 Result	Spike Conc.	MS Result	MS % Rec	% Rec Limits	Qualifiers
Bromomethane	ug/L	0.50 U	20	16.7	84	10-179	
Carbon disulfide	ug/L	5.0 U	20	18.1	90	40-156	
Carbon tetrachloride	ug/L	0.50 U	20	16.7	83	66-127	
Chlorobenzene	ug/L	0.50 U	20	18.6	91	70-130	
Chloroethane	ug/L	0.50 U	20	15.5	78	57-142	
Chloroform	ug/L	0.50 U	20	17.2	86	70-130	
Chloromethane	ug/L	0.62 U	20	18.9	94	45-150	
cis-1,2-Dichloroethene	ug/L	0.50 U	20	17.0	85	70-130	
cis-1,3-Dichloropropene	ug/L	0.25 U	20	15.3	77	70-130	
Dibromochloromethane	ug/L	0.26 U	20	17.4	87	70-130	
Dibromomethane	ug/L	0.50 U	20	17.6	88	70-130	
Ethylbenzene	ug/L	0.50 U	20	18.0	90	70-130	
Iodomethane	ug/L	0.50 U	40	36.4	91	21-150	
Methylene Chloride	ug/L	2.5 U	20	17.8	89	65-127	
Styrene	ug/L	0.50 U	20	17.7	88	70-130	
Tetrachloroethene	ug/L	0.50 U	20	16.9	85	48-155	
Toluene	ug/L	0.50 U	20	18.5	93	70-130	
trans-1,2-Dichloroethene	ug/L	0.50 U	20	17.6	88	68-126	
trans-1,3-Dichloropropene	ug/L	0.25 U	20	16.3	82	70-130	
trans-1,4-Dichloro-2-butene	ug/L	5.0 U	20	11.8	59	46-138	
Trichloroethene	ug/L	0.50 U	20	17.6	88	69-129	
Trichlorofluoromethane	ug/L	0.50 U	20	15.9	79	60-144	
Vinyl acetate	ug/L	1.0 U	20	14.2	71	70-130	
Vinyl chloride	ug/L	0.50 U	20	19.7	99	67-136	
Xylene (Total)	ug/L	1.5 U	60	51.9	86	70-130	
1,2-Dichloroethane-d4 (S)	%				101	75-135	
4-Bromofluorobenzene (S)	%				103	89-111	
Toluene-d8 (S)	%				98	89-112	

SAMPLE DUPLICATE: 1794312

Parameter	Units	35278894001 Result	Dup Result	RPD	Max RPD	Qualifiers
1,1,1,2-Tetrachloroethane	ug/L	0.50 U	0.50 U		40	
1,1,1-Trichloroethane	ug/L	0.50 U	0.50 U		40	
1,1,2,2-Tetrachloroethane	ug/L	0.12 U	0.12 U		40	
1,1,2-Trichloroethane	ug/L	0.50 U	0.50 U		40	
1,1-Dichloroethane	ug/L	0.50 U	0.50 U		40	
1,1-Dichloroethene	ug/L	0.50 U	0.50 U		40	
1,2,3-Trichloropropane	ug/L	0.59 U	0.59 U		40	
1,2-Dibromo-3-chloropropane	ug/L	1.0 U	1.0 U		40	
1,2-Dibromoethane (EDB)	ug/L	0.50 U	0.50 U		40	
1,2-Dichlorobenzene	ug/L	0.50 U	0.50 U		40	
1,2-Dichloroethane	ug/L	0.50 U	0.50 U		40	
1,2-Dichloropropane	ug/L	0.50 U	0.50 U		40	
1,4-Dichlorobenzene	ug/L	0.50 U	0.50 U		40	

Results presented on this page are in the units indicated by the "Units" column except where an alternate unit is presented to the right of the result.

REPORT OF LABORATORY ANALYSIS

This report shall not be reproduced, except in full,
without the written consent of Pace Analytical Services, LLC.

Pace Analytical Services, LLC
8 East Tower Circle
Ormond Beach, FL 32174
(386)672-5668

QUALITY CONTROL DATA

Project: Tomoka LF Semi-Annual MWs
Pace Project No.: 35277536

SAMPLE DUPLICATE: 1794312

Parameter	Units	35278894001 Result	Dup Result	RPD	Max RPD	Qualifiers
2-Butanone (MEK)	ug/L	5.0 U	5.0 U		40	
2-Hexanone	ug/L	5.0 U	5.0 U		40	
4-Methyl-2-pentanone (MIBK)	ug/L	5.0 U	5.0 U		40	
Acetone	ug/L	10.0 U	10.0 U		40	
Acrylonitrile	ug/L	5.0 U	5.0 U		40	
Benzene	ug/L	0.10 U	0.10 U		40	
Bromochloromethane	ug/L	0.50 U	0.50 U		40	
Bromodichloromethane	ug/L	0.27 U	0.27 U		40	
Bromoform	ug/L	0.50 U	0.50 U		40	
Bromomethane	ug/L	0.50 U	0.50 U		40	
Carbon disulfide	ug/L	5.0 U	5.0 U		40	
Carbon tetrachloride	ug/L	0.50 U	0.50 U		40	
Chlorobenzene	ug/L	0.50 U	0.50 U		40	
Chloroethane	ug/L	0.50 U	0.50 U		40	
Chloroform	ug/L	0.50 U	0.50 U		40	
Chloromethane	ug/L	0.62 U	0.62 U		40	
cis-1,2-Dichloroethene	ug/L	0.50 U	0.50 U		40	
cis-1,3-Dichloropropene	ug/L	0.25 U	0.25 U		40	
Dibromochloromethane	ug/L	0.26 U	0.26 U		40	
Dibromomethane	ug/L	0.50 U	0.50 U		40	
Ethylbenzene	ug/L	0.50 U	0.50 U		40	
Iodomethane	ug/L	0.50 U	0.50 U		40	
Methylene Chloride	ug/L	2.5 U	2.5 U		40	
Styrene	ug/L	0.50 U	0.50 U		40	
Tetrachloroethene	ug/L	0.50 U	0.50 U		40	
Toluene	ug/L	0.50 U	0.50 U		40	
trans-1,2-Dichloroethene	ug/L	0.50 U	0.50 U		40	
trans-1,3-Dichloropropene	ug/L	0.25 U	0.25 U		40	
trans-1,4-Dichloro-2-butene	ug/L	5.0 U	5.0 U		40	
Trichloroethene	ug/L	0.50 U	0.50 U		40	
Trichlorofluoromethane	ug/L	0.50 U	0.50 U		40	
Vinyl acetate	ug/L	1.0 U	1.0 U		40	
Vinyl chloride	ug/L	0.50 U	0.50 U		40	
Xylene (Total)	ug/L	1.5 U	1.5 U		40	
1,2-Dichloroethane-d4 (S)	%	99	100	1	40	
4-Bromofluorobenzene (S)	%	102	99	3	40	
Toluene-d8 (S)	%	100	101	1	40	

Results presented on this page are in the units indicated by the "Units" column except where an alternate unit is presented to the right of the result.

REPORT OF LABORATORY ANALYSIS

This report shall not be reproduced, except in full,
without the written consent of Pace Analytical Services, LLC.

Pace Analytical Services, LLC
8 East Tower Circle
Ormond Beach, FL 32174
(386)672-5668

QUALITY CONTROL DATA

Project: Tomoka LF Semi-Annual MWs
Pace Project No.: 35277536

QC Batch: 333143 Analysis Method: EPA 8011
QC Batch Method: EPA 8011 Analysis Description: 8011 EDB DBCP
Associated Lab Samples: 35277536001, 35277536002, 35277536003, 35277536004, 35277536005, 35277536006, 35277536007, 35277536008, 35277536009, 35277536010

METHOD BLANK: 1783296 Matrix: Water
Associated Lab Samples: 35277536001, 35277536002, 35277536003, 35277536004, 35277536005, 35277536006, 35277536007, 35277536008, 35277536009, 35277536010

Parameter	Units	Blank Result	Reporting Limit	MDL	Analyzed	Qualifiers
1,2-Dibromo-3-chloropropane	ug/L	0.0049 U	0.020	0.0049	11/19/16 09:37	
1,2-Dibromoethane (EDB)	ug/L	0.0075 U	0.010	0.0075	11/19/16 09:37	

LABORATORY CONTROL SAMPLE: 1783297

Parameter	Units	Spike Conc.	LCS Result	LCS % Rec	% Rec Limits	Qualifiers
1,2-Dibromo-3-chloropropane	ug/L	.25	0.21	85	60-140	
1,2-Dibromoethane (EDB)	ug/L	.25	0.20	79	60-140	

MATRIX SPIKE & MATRIX SPIKE DUPLICATE: 1784183 1784184

Parameter	Units	35277603003 Result	MS Spike Conc.	MSD Spike Conc.	MS Result	MSD Result	MS % Rec	MSD % Rec	% Rec Limits	RPD	Max RPD	Qual
1,2-Dibromo-3-chloropropane	ug/L	<0.0047	.44	.44	0.91	0.97	207	222	60-140	7	40	J(M1)
1,2-Dibromoethane (EDB)	ug/L	<0.0071	.44	.44	0.81	0.87	184	200	60-140	8	40	J(M1)

Results presented on this page are in the units indicated by the "Units" column except where an alternate unit is presented to the right of the result.

REPORT OF LABORATORY ANALYSIS

This report shall not be reproduced, except in full,
without the written consent of Pace Analytical Services, LLC.

Pace Analytical Services, LLC
8 East Tower Circle
Ormond Beach, FL 32174
(386)672-5668

QUALITY CONTROL DATA

Project: Tomoka LF Semi-Annual MWs
Pace Project No.: 35277536

QC Batch: 333763 Analysis Method: SM 2540C
QC Batch Method: SM 2540C Analysis Description: 2540C Total Dissolved Solids
Associated Lab Samples: 35277536001, 35277536002, 35277536003, 35277536004, 35277536005, 35277536006, 35277536007

METHOD BLANK: 1787301 Matrix: Water
Associated Lab Samples: 35277536001, 35277536002, 35277536003, 35277536004, 35277536005, 35277536006, 35277536007

Parameter	Units	Blank Result	Reporting Limit	MDL	Analyzed	Qualifiers
Total Dissolved Solids	mg/L	5.0 U	5.0	5.0	11/21/16 18:46	

LABORATORY CONTROL SAMPLE: 1787302

Parameter	Units	Spike Conc.	LCS Result	LCS % Rec	% Rec Limits	Qualifiers
Total Dissolved Solids	mg/L	300	297	99	90-110	

SAMPLE DUPLICATE: 1787303

Parameter	Units	92319960001 Result	Dup Result	RPD	Max RPD	Qualifiers
Total Dissolved Solids	mg/L	106	116	9	5	J(D6),Q

SAMPLE DUPLICATE: 1787304

Parameter	Units	92320068003 Result	Dup Result	RPD	Max RPD	Qualifiers
Total Dissolved Solids	mg/L	192	203	6	5	J(D6)

Results presented on this page are in the units indicated by the "Units" column except where an alternate unit is presented to the right of the result.

REPORT OF LABORATORY ANALYSIS

This report shall not be reproduced, except in full,
without the written consent of Pace Analytical Services, LLC.

Pace Analytical Services, LLC
8 East Tower Circle
Ormond Beach, FL 32174
(386)672-5668

QUALITY CONTROL DATA

Project: Tomoka LF Semi-Annual MWs
Pace Project No.: 35277536

QC Batch: 333769 Analysis Method: SM 2540C
QC Batch Method: SM 2540C Analysis Description: 2540C Total Dissolved Solids
Associated Lab Samples: 35277536008, 35277536009, 35277536010

METHOD BLANK: 1787315 Matrix: Water
Associated Lab Samples: 35277536008, 35277536009, 35277536010

Parameter	Units	Blank Result	Reporting Limit	MDL	Analyzed	Qualifiers
Total Dissolved Solids	mg/L	5.0 U	5.0	5.0	11/21/16 09:38	

LABORATORY CONTROL SAMPLE: 1787316

Parameter	Units	Spike Conc.	LCS Result	LCS % Rec	% Rec Limits	Qualifiers
Total Dissolved Solids	mg/L	300	281	94	90-110	

SAMPLE DUPLICATE: 1787317

Parameter	Units	35277536008 Result	Dup Result	RPD	Max RPD	Qualifiers
Total Dissolved Solids	mg/L	321	316	2	5	

SAMPLE DUPLICATE: 1787318

Parameter	Units	35277678005 Result	Dup Result	RPD	Max RPD	Qualifiers
Total Dissolved Solids	mg/L	458	474	3	5	

Results presented on this page are in the units indicated by the "Units" column except where an alternate unit is presented to the right of the result.

REPORT OF LABORATORY ANALYSIS

This report shall not be reproduced, except in full,
without the written consent of Pace Analytical Services, LLC.

Pace Analytical Services, LLC
8 East Tower Circle
Ormond Beach, FL 32174
(386)672-5668

QUALITY CONTROL DATA

Project: Tomoka LF Semi-Annual MWs
Pace Project No.: 35277536

QC Batch: 334527 Analysis Method: EPA 300.0
QC Batch Method: EPA 300.0 Analysis Description: 300.0 IC Anions
Associated Lab Samples: 35277536001, 35277536002, 35277536003, 35277536004, 35277536005, 35277536006, 35277536007, 35277536008, 35277536009, 35277536010

METHOD BLANK: 1791314 Matrix: Water
Associated Lab Samples: 35277536001, 35277536002, 35277536003, 35277536004, 35277536005, 35277536006, 35277536007, 35277536008, 35277536009, 35277536010

Parameter	Units	Blank Result	Reporting Limit	MDL	Analyzed	Qualifiers
Chloride	mg/L	2.5 U	5.0	2.5	11/23/16 20:49	

LABORATORY CONTROL SAMPLE: 1791315

Parameter	Units	Spike Conc.	LCS Result	LCS % Rec	% Rec Limits	Qualifiers
Chloride	mg/L	50	49.0	98	90-110	

MATRIX SPIKE & MATRIX SPIKE DUPLICATE: 1791316 1791317

Parameter	Units	35277362005 Result	MS Spike Conc.	MSD Spike Conc.	MS Result	MSD Result	MS % Rec	MSD % Rec	% Rec Limits	RPD	Max RPD	Qual
Chloride	mg/L	4.0 I	50	50	52.3	55.1	97	102	90-110	5	20	

MATRIX SPIKE & MATRIX SPIKE DUPLICATE: 1791318 1791319

Parameter	Units	35277536004 Result	MS Spike Conc.	MSD Spike Conc.	MS Result	MSD Result	MS % Rec	MSD % Rec	% Rec Limits	RPD	Max RPD	Qual
Chloride	mg/L	152	50	50	196	195	89	87	90-110	1	20	J(M1)

Results presented on this page are in the units indicated by the "Units" column except where an alternate unit is presented to the right of the result.

REPORT OF LABORATORY ANALYSIS

This report shall not be reproduced, except in full,
without the written consent of Pace Analytical Services, LLC.

Pace Analytical Services, LLC
8 East Tower Circle
Ormond Beach, FL 32174
(386)672-5668

QUALITY CONTROL DATA

Project: Tomoka LF Semi-Annual MWs
Pace Project No.: 35277536

QC Batch: 336536 Analysis Method: EPA 350.1
QC Batch Method: EPA 350.1 Analysis Description: 350.1 Ammonia
Associated Lab Samples: 35277536001, 35277536002, 35277536003, 35277536004, 35277536005, 35277536006, 35277536007, 35277536008, 35277536009, 35277536010

METHOD BLANK: 1802530 Matrix: Water
Associated Lab Samples: 35277536001, 35277536002, 35277536003, 35277536004, 35277536005, 35277536006, 35277536007, 35277536008, 35277536009, 35277536010

Parameter	Units	Blank Result	Reporting Limit	MDL	Analyzed	Qualifiers
Nitrogen, Ammonia	mg/L	0.020 U	0.050	0.020	12/06/16 11:09	

LABORATORY CONTROL SAMPLE: 1802531

Parameter	Units	Spike Conc.	LCS Result	LCS % Rec	% Rec Limits	Qualifiers
Nitrogen, Ammonia	mg/L	1	1.0	104	90-110	

MATRIX SPIKE SAMPLE: 1802533

Parameter	Units	35279163009 Result	Spike Conc.	MS Result	MS % Rec	% Rec Limits	Qualifiers
Nitrogen, Ammonia	mg/L	0.28	1	1.3	101	90-110	

SAMPLE DUPLICATE: 1802532

Parameter	Units	35279163009 Result	Dup Result	RPD	Max RPD	Qualifiers
Nitrogen, Ammonia	mg/L	0.28	0.28	2	20	

Results presented on this page are in the units indicated by the "Units" column except where an alternate unit is presented to the right of the result.

REPORT OF LABORATORY ANALYSIS

This report shall not be reproduced, except in full,
without the written consent of Pace Analytical Services, LLC.

Pace Analytical Services, LLC
8 East Tower Circle
Ormond Beach, FL 32174
(386)672-5668

QUALITY CONTROL DATA

Project: Tomoka LF Semi-Annual MWs
Pace Project No.: 35277536

QC Batch: 333273
QC Batch Method: EPA 353.2
Analysis Method: EPA 353.2
Analysis Description: 353.2 Nitrate + Nitrite, Unpres.
Associated Lab Samples: 35277536001

METHOD BLANK: 1784438
Matrix: Water
Associated Lab Samples: 35277536001

Parameter	Units	Blank Result	Reporting Limit	MDL	Analyzed	Qualifiers
Nitrogen, Nitrate	mg/L	0.010 U	0.040	0.010	11/18/16 06:39	

SAMPLE DUPLICATE: 1784440

Parameter	Units	35277406001 Result	Dup Result	RPD	Max RPD	Qualifiers
Nitrogen, Nitrate	mg/L	2.0	2.2	9	20	

SAMPLE DUPLICATE: 1784442

Parameter	Units	35277634001 Result	Dup Result	RPD	Max RPD	Qualifiers
Nitrogen, Nitrate	mg/L	0.020 U	0.020 U		20	

Results presented on this page are in the units indicated by the "Units" column except where an alternate unit is presented to the right of the result.

REPORT OF LABORATORY ANALYSIS

This report shall not be reproduced, except in full,
without the written consent of Pace Analytical Services, LLC.

Pace Analytical Services, LLC
8 East Tower Circle
Ormond Beach, FL 32174
(386)672-5668

QUALITY CONTROL DATA

Project: Tomoka LF Semi-Annual MWs
Pace Project No.: 35277536

QC Batch: 333274 Analysis Method: EPA 353.2
QC Batch Method: EPA 353.2 Analysis Description: 353.2 Nitrate + Nitrite, Unpres.
Associated Lab Samples: 35277536002, 35277536003, 35277536006

METHOD BLANK: 1784444 Matrix: Water
Associated Lab Samples: 35277536002, 35277536003, 35277536006

Parameter	Units	Blank Result	Reporting Limit	MDL	Analyzed	Qualifiers
Nitrogen, Nitrate	mg/L	0.010 U	0.040	0.010	11/18/16 07:28	

SAMPLE DUPLICATE: 1784446

Parameter	Units	35277449002 Result	Dup Result	RPD	Max RPD	Qualifiers
Nitrogen, Nitrate	mg/L	0.010 U	0.010 U		20	

SAMPLE DUPLICATE: 1784448

Parameter	Units	35277601004 Result	Dup Result	RPD	Max RPD	Qualifiers
Nitrogen, Nitrate	mg/L	0.10 U	1.2		20	

Results presented on this page are in the units indicated by the "Units" column except where an alternate unit is presented to the right of the result.

REPORT OF LABORATORY ANALYSIS

This report shall not be reproduced, except in full,
without the written consent of Pace Analytical Services, LLC.

Pace Analytical Services, LLC
8 East Tower Circle
Ormond Beach, FL 32174
(386)672-5668

QUALITY CONTROL DATA

Project: Tomoka LF Semi-Annual MWs
Pace Project No.: 35277536

QC Batch: 333275 Analysis Method: EPA 353.2
QC Batch Method: EPA 353.2 Analysis Description: 353.2 Nitrate + Nitrite, Unpres.
Associated Lab Samples: 35277536004, 35277536007, 35277536008

METHOD BLANK: 1784450 Matrix: Water
Associated Lab Samples: 35277536004, 35277536007, 35277536008

Parameter	Units	Blank Result	Reporting Limit	MDL	Analyzed	Qualifiers
Nitrogen, Nitrate	mg/L	0.010 U	0.040	0.010	11/18/16 08:48	

SAMPLE DUPLICATE: 1784452

Parameter	Units	35277520006 Result	Dup Result	RPD	Max RPD	Qualifiers
Nitrogen, Nitrate	mg/L	0.089	0.095	7	20	

SAMPLE DUPLICATE: 1784454

Parameter	Units	35277613002 Result	Dup Result	RPD	Max RPD	Qualifiers
Nitrogen, Nitrate	mg/L	0.025 I	0.026 I		20	

Results presented on this page are in the units indicated by the "Units" column except where an alternate unit is presented to the right of the result.

REPORT OF LABORATORY ANALYSIS

This report shall not be reproduced, except in full,
without the written consent of Pace Analytical Services, LLC.

Pace Analytical Services, LLC
8 East Tower Circle
Ormond Beach, FL 32174
(386)672-5668

QUALITY CONTROL DATA

Project: Tomoka LF Semi-Annual MWs
Pace Project No.: 35277536

QC Batch: 333371 Analysis Method: EPA 353.2
QC Batch Method: EPA 353.2 Analysis Description: 353.2 Nitrate + Nitrite, Unpres.
Associated Lab Samples: 35277536005, 35277536009, 35277536010

METHOD BLANK: 1784726 Matrix: Water
Associated Lab Samples: 35277536005, 35277536009, 35277536010

Parameter	Units	Blank Result	Reporting Limit	MDL	Analyzed	Qualifiers
Nitrogen, Nitrate	mg/L	0.010 U	0.040	0.010	11/18/16 11:34	

SAMPLE DUPLICATE: 1784728

Parameter	Units	35277535003 Result	Dup Result	RPD	Max RPD	Qualifiers
Nitrogen, Nitrate	mg/L	0.025 I	0.010 U		20	

SAMPLE DUPLICATE: 1784730

Parameter	Units	35277603003 Result	Dup Result	RPD	Max RPD	Qualifiers
Nitrogen, Nitrate	mg/L	<0.010	0.010 U		20	

Results presented on this page are in the units indicated by the "Units" column except where an alternate unit is presented to the right of the result.

REPORT OF LABORATORY ANALYSIS

This report shall not be reproduced, except in full,
without the written consent of Pace Analytical Services, LLC.

Pace Analytical Services, LLC
8 East Tower Circle
Ormond Beach, FL 32174
(386)672-5668

QUALIFIERS

Project: Tomoka LF Semi-Annual MWs
Pace Project No.: 35277536

DEFINITIONS

DF - Dilution Factor, if reported, represents the factor applied to the reported data due to dilution of the sample aliquot.

ND - Not Detected at or above adjusted reporting limit.

MDL - Adjusted Method Detection Limit.

PQL - Practical Quantitation Limit.

RL - Reporting Limit.

S - Surrogate

1,2-Diphenylhydrazine decomposes to and cannot be separated from Azobenzene using Method 8270. The result for each analyte is a combined concentration.

Consistent with EPA guidelines, unrounded data are displayed and have been used to calculate % recovery and RPD values.

LCS(D) - Laboratory Control Sample (Duplicate)

MS(D) - Matrix Spike (Duplicate)

DUP - Sample Duplicate

RPD - Relative Percent Difference

NC - Not Calculable.

SG - Silica Gel - Clean-Up

U - Indicates the compound was analyzed for, but not detected.

N-Nitrosodiphenylamine decomposes and cannot be separated from Diphenylamine using Method 8270. The result reported for each analyte is a combined concentration.

Pace Analytical is TNI accredited. Contact your Pace PM for the current list of accredited analytes.

TNI - The NELAC Institute.

LABORATORIES

PASI-O	Pace Analytical Services - Ormond Beach

ANALYTE QUALIFIERS

I	The reported value is between the laboratory method detection limit and the laboratory practical quantitation limit.
U	Compound was analyzed for but not detected.
J(D6)	Estimated Value. The relative percent difference (RPD) between the sample and sample duplicate exceeded laboratory control limits.
J(L0)	Estimated Value. Analyte recovery in the laboratory control sample (LCS) was outside QC limits.
J(M1)	Estimated Value. Matrix spike recovery exceeded QC limits. Batch accepted based on laboratory control sample (LCS) recovery.
L3	Analyte recovery in the laboratory control sample (LCS) exceeded QC limits. Analyte presence below reporting limits in associated samples.
Q	Sample held beyond the accepted holding time. Sample was received outside EPA method holding time.

This report shall not be reproduced, except in full,
without the written consent of Pace Analytical Services, LLC.

Pace Analytical Services, LLC
8 East Tower Circle
Ormond Beach, FL 32174
(386)672-5668

QUALITY CONTROL DATA CROSS REFERENCE TABLE

Project: Tomoka LF Semi-Annual MWs
Pace Project No.: 35277536

Lab ID	Sample ID	QC Batch Method	QC Batch	Analytical Method	Analytical Batch
35277536002	**B85-6**				
35277536003	**B85-6 Dup**				
35277536004	**B85**				
35277536005	**B40-1**				
35277536006	**B60**				
35277536007	**B59-2R**				
35277536008	**B59-1R**				
35277536009	**B75**				
35277536010	**B8-2**				
35277536001	**EQ Blank 11/16/16**	EPA 8011	333143	EPA 8011	333469
35277536002	**B85-6**	EPA 8011	333143	EPA 8011	333469
35277536003	**B85-6 Dup**	EPA 8011	333143	EPA 8011	333469
35277536004	**B85**	EPA 8011	333143	EPA 8011	333469
35277536005	**B40-1**	EPA 8011	333143	EPA 8011	333469
35277536006	**B60**	EPA 8011	333143	EPA 8011	333469
35277536007	**B59-2R**	EPA 8011	333143	EPA 8011	333469
35277536008	**B59-1R**	EPA 8011	333143	EPA 8011	333469
35277536009	**B75**	EPA 8011	333143	EPA 8011	333469
35277536010	**B8-2**	EPA 8011	333143	EPA 8011	333469
35277536001	**EQ Blank 11/16/16**	EPA 3010	334606	EPA 6010	334637
35277536002	**B85-6**	EPA 3010	334606	EPA 6010	334637
35277536003	**B85-6 Dup**	EPA 3010	334606	EPA 6010	334637
35277536004	**B85**	EPA 3010	334606	EPA 6010	334637
35277536005	**B40-1**	EPA 3010	334606	EPA 6010	334637
35277536006	**B60**	EPA 3010	334606	EPA 6010	334637
35277536007	**B59-2R**	EPA 3010	334606	EPA 6010	334637
35277536008	**B59-1R**	EPA 3010	334606	EPA 6010	334637
35277536009	**B75**	EPA 3010	334606	EPA 6010	334637
35277536010	**B8-2**	EPA 3010	334606	EPA 6010	334637
35277536001	**EQ Blank 11/16/16**	EPA 3010	334607	EPA 6020	334635
35277536002	**B85-6**	EPA 3010	334607	EPA 6020	334635
35277536003	**B85-6 Dup**	EPA 3010	334607	EPA 6020	334635
35277536004	**B85**	EPA 3010	334607	EPA 6020	334635
35277536005	**B40-1**	EPA 3010	334607	EPA 6020	334635
35277536006	**B60**	EPA 3010	334607	EPA 6020	334635
35277536007	**B59-2R**	EPA 3010	334607	EPA 6020	334635
35277536008	**B59-1R**	EPA 3010	334607	EPA 6020	334635
35277536009	**B75**	EPA 3010	334607	EPA 6020	334635
35277536010	**B8-2**	EPA 3010	334607	EPA 6020	334635
35277536001	**EQ Blank 11/16/16**	EPA 7470	335006	EPA 7470	335096
35277536002	**B85-6**	EPA 7470	335006	EPA 7470	335096
35277536003	**B85-6 Dup**	EPA 7470	335006	EPA 7470	335096
35277536004	**B85**	EPA 7470	335006	EPA 7470	335096
35277536005	**B40-1**	EPA 7470	335006	EPA 7470	335096
35277536006	**B60**	EPA 7470	335006	EPA 7470	335096
35277536007	**B59-2R**	EPA 7470	335006	EPA 7470	335096

This report shall not be reproduced, except in full,
without the written consent of Pace Analytical Services, LLC.

Pace Analytical Services, LLC
8 East Tower Circle
Ormond Beach, FL 32174
(386)672-5668

QUALITY CONTROL DATA CROSS REFERENCE TABLE

Project: Tomoka LF Semi-Annual MWs
Pace Project No.: 35277536

Lab ID	Sample ID	QC Batch Method	QC Batch	Analytical Method	Analytical Batch
35277536008	**B59-1R**	EPA 7470	335566	EPA 7470	335688
35277536009	**B75**	EPA 7470	335566	EPA 7470	335688
35277536010	**B8-2**	EPA 7470	335566	EPA 7470	335688
35277536001	**EQ Blank 11/16/16**	EPA 8260	334696		
35277536002	**B85-6**	EPA 8260	334696		
35277536003	**B85-6 Dup**	EPA 8260	334696		
35277536004	**B85**	EPA 8260	334696		
35277536005	**B40-1**	EPA 8260	334696		
35277536006	**B60**	EPA 8260	334696		
35277536007	**B59-2R**	EPA 8260	334696		
35277536008	**B59-1R**	EPA 8260	334919		
35277536009	**B75**	EPA 8260	334919		
35277536010	**B8-2**	EPA 8260	334919		
35277536011	**Trip Blank 11/16/16**	EPA 8260	334919		
35277536001	**EQ Blank 11/16/16**	SM 2540C	333763		
35277536002	**B85-6**	SM 2540C	333763		
35277536003	**B85-6 Dup**	SM 2540C	333763		
35277536004	**B85**	SM 2540C	333763		
35277536005	**B40-1**	SM 2540C	333763		
35277536006	**B60**	SM 2540C	333763		
35277536007	**B59-2R**	SM 2540C	333763		
35277536008	**B59-1R**	SM 2540C	333769		
35277536009	**B75**	SM 2540C	333769		
35277536010	**B8-2**	SM 2540C	333769		
35277536001	**EQ Blank 11/16/16**	EPA 300.0	334527		
35277536002	**B85-6**	EPA 300.0	334527		
35277536003	**B85-6 Dup**	EPA 300.0	334527		
35277536004	**B85**	EPA 300.0	334527		
35277536005	**B40-1**	EPA 300.0	334527		
35277536006	**B60**	EPA 300.0	334527		
35277536007	**B59-2R**	EPA 300.0	334527		
35277536008	**B59-1R**	EPA 300.0	334527		
35277536009	**B75**	EPA 300.0	334527		
35277536010	**B8-2**	EPA 300.0	334527		
35277536001	**EQ Blank 11/16/16**	EPA 350.1	336536		
35277536002	**B85-6**	EPA 350.1	336536		
35277536003	**B85-6 Dup**	EPA 350.1	336536		
35277536004	**B85**	EPA 350.1	336536		
35277536005	**B40-1**	EPA 350.1	336536		
35277536006	**B60**	EPA 350.1	336536		
35277536007	**B59-2R**	EPA 350.1	336536		
35277536008	**B59-1R**	EPA 350.1	336536		
35277536009	**B75**	EPA 350.1	336536		
35277536010	**B8-2**	EPA 350.1	336536		
35277536001	**EQ Blank 11/16/16**	EPA 353.2	333273		

This report shall not be reproduced, except in full,
without the written consent of Pace Analytical Services, LLC.

Pace Analytical Services, LLC
8 East Tower Circle
Ormond Beach, FL 32174
(386)672-5668

QUALITY CONTROL DATA CROSS REFERENCE TABLE

Project: Tomoka LF Semi-Annual MWs
Pace Project No.: 35277536

Lab ID	Sample ID	QC Batch Method	QC Batch	Analytical Method	Analytical Batch
35277536002	**B85-6**	EPA 353.2	333274		
35277536003	**B85-6 Dup**	EPA 353.2	333274		
35277536004	**B85**	EPA 353.2	333275		
35277536005	**B40-1**	EPA 353.2	333371		
35277536006	**B60**	EPA 353.2	333274		
35277536007	**B59-2R**	EPA 353.2	333275		
35277536008	**B59-1R**	EPA 353.2	333275		
35277536009	**B75**	EPA 353.2	333371		
35277536010	**B8-2**	EPA 353.2	333371		

This report shall not be reproduced, except in full,
without the written consent of Pace Analytical Services, LLC.

Pace Analytical

CHAIN-OF-CU

The Chain-of-Custody ... accurately.

WO# : 35277536

35277536

Page : 1 Of 1

Section A Required Client Information:		Section B Required Project Information:		Sec Inv	
Company:	Volusia County Solid Waste Management	Report To:	Jennifer Stirk	Attention:	
Address:	1990 Tomoka Farms Road	Copy To:		Company Name:	
Port Orange, FL 32128				Address:	
Email:	jstirk@volusia.org	Purchase Order #:		Pace Quote:	
Phone:	(386)947-2952 Fax:	Project Name:	Tomoka LF Semi-annual MWs	Pace Project Manager:	jeff.baylor@pacelabs.com,
Requested Due Date:		Project #:		Pace Profile #:	1590, Line 1

Regulatory Agency

State / Location

ITEM #	SAMPLE ID One Character per box. (A-Z, 0-9 / , -) Sample Ids must be unique	MATRIX CODE (see valid codes to left)	SAMPLE TYPE (G=GRAB C=COMP)	COLLECTED START DATE	START TIME	END DATE	END TIME	SAMPLE TEMP AT COLLECTION	# OF CONTAINERS	Preservatives: Unpreserved	H2SO4	HNO3	HCl	NaOH	Na2S2O3	Methanol	Other	Analyses Test Y/N	TDS, NO3, CL	ammonia	Metals by 6010/6020/Hg	EDB 8011	8260 VOCs Full List	Trip Blank DO NOT OPEN -	Residual Chlorine (Y/N)
1	EQ	WT	G			11-16-16	0940		8	3	1	1	3						X	X	X	X	X		
2	B 85-6						1042																		
3	DUPLICATE						1042																		
4	B 85						1137																		
5	B 40-1						1306																		
6	B 60						1028																		
7	B 59-2						1101																		
8	B 59-1						1146																		
9	B 75						1223																		
10	B 8-2						1329																		
11	TRIP BLANK					11-16-16	—		2				2											X	
12																									

ADDITIONAL COMMENTS	RELINQUISHED BY / AFFILIATION	DATE	TIME	ACCEPTED BY / AFFILIATION	DATE	TIME	SAMPLE CONDITIONS: TEMP in C	Received on Ice (Y/N)	Custody Sealed Cooler (Y/N)	Samples Intact (Y/N)
SAMPLING KIT-EMPTY	7 BO/PACR	11-6-16	1600							
	[signature]	11-16-16	1545	[signature]	11/16/16	1545	5.1	Y	N	Y
						T270				

SAMPLER NAME AND SIGNATURE

PRINT Name of SAMPLER: MARK GILBERT

SIGNATURE of SAMPLER: [signature] DATE Signed: 11-16-16

Pace Analytical Florida Laboratory	Document Name: Groundwater Sampling Log	Document Revised: December 03, 2012
	Document No.: F-FL-C-021 rev.00	Issuing Authority: Pace Florida Quality Office

Form FD 9000-24

GROUNDWATER SAMPLING LOG

SITE NAME: VOLUSIA COUNTY SOLID WASTE	SITE LOCATION: TOMOKA LF SEMI ANNUAL	
WELL NO: D	SAMPLE ID: EQ	DATE: 11-16-16

PURGING DATA

WELL DIAMETER (inches):	TUBING DIAMETER (inches):	WELL SCREEN INTERVAL DEPTH: feet to feet	STATIC DEPTH TO WATER (feet):	PURGE PUMP TYPE OR BAILER: PP

WELL VOLUME PURGE: **1 WELL VOLUME** = (TOTAL WELL DEPTH – STATIC DEPTH TO WATER) X WELL CAPACITY
(only fill out if applicable)
= (feet – feet) X gallons/foot = gallons

EQUIPMENT VOLUME PURGE: **1 EQUIPMENT VOL.** = PUMP VOLUME + (TUBING CAPACITY X TUBING LENGTH) + FLOW CELL VOLUME
(only fill out if applicable)
= gallons + (gallons/foot X feet) + gallons = gallons

INITIAL PUMP OR TUBING DEPTH IN WELL (feet):	FINAL PUMP OR TUBING DEPTH IN WELL (feet):	PURGING INITIATED AT:	PURGING ENDED AT:	TOTAL VOLUME PURGED (gallons):

TIME	VOLUME PURGED (gallons)	CUMUL. VOLUME PURGED (gallons)	PURGE RATE (gpm)	DEPTH TO WATER (feet)	pH (standard units)	TEMP. (°C)	COND. (circle units) µmhos/cm or µS/cm	DISSOLVED OXYGEN (circle units) mg/L or % saturation	TURBIDITY (NTUs)	COLOR (describe)	ODOR (describe)

WELL CAPACITY (Gallons Per Foot): **0.75"** = 0.02; **1"** = 0.04; **1.25"** = 0.06; **2"** = 0.16; **3"** = 0.37; **4"** = 0.65; **5"** = 1.02; **6"** = 1.47; **12"** = 5.88
TUBING INSIDE DIA. CAPACITY (Gal./Ft.): **1/8"** = 0.0006; **3/16"** = 0.0014; **1/4"** = 0.0026; **5/16"** = 0.004; **3/8"** = 0.006; **1/2"** = 0.010; **5/8"** = 0.016

PURGING EQUIPMENT CODES: **B** = Bailer; **BP** = Bladder Pump; **ESP** = Electric Submersible Pump; **PP** = Peristaltic Pump; **O** = Other (Specify)

SAMPLING DATA

SAMPLED BY (PRINT) / AFFILIATION: MARK GILBERT / PACE	SAMPLER(S) SIGNATURE(S):	SAMPLING INITIATED AT:	SAMPLING ENDED AT: 0940
PUMP OR TUBING DEPTH IN WELL (feet):	TUBING MATERIAL CODE:	FIELD-FILTERED: Y (N) Filtration Equipment Type:	FILTER SIZE: ____ µm
FIELD DECONTAMINATION: PUMP Y (N)	TUBING Y (N) (replaced)	DUPLICATE: Y (N)	

SAMPLE CONTAINER SPECIFICATION				SAMPLE PRESERVATION					
SAMPLE ID CODE	# CONTAINERS	MATERIAL CODE	VOLUME	PRESERVATIVE USED	TOTAL VOL ADDED IN FIELD (mL)	FINAL pH	INTENDED ANALYSIS AND/OR METHOD	SAMPLING EQUIPMENT CODE	SAMPLE PUMP FLOW RATE (mL per minute)
	1	PO	1000	ICE			TDS, NO3, CL	APP	<400
	1	↓	250	HNO3			METALS	↓	↓
	1	↓	250	H2SO4			NH3		
	2	CG	40	ICE			8011		
	3	CG	40	HCL			8260	↓	↓

REMARKS:

MATERIAL CODES: **AG** = Amber Glass; **CG** = Clear Glass; **PE** = Polyethylene; **PP** = Polypropylene; **S** = Silicone; **T** = Teflon; **O** = Other (Specify)

SAMPLING EQUIPMENT CODES: **APP** = After Peristaltic Pump; **B** = Bailer; **BP** = Bladder Pump; **ESP** = Electric Submersible Pump; **RFPP** = Reverse Flow Peristaltic Pump; **SM** = Straw Method (Tubing Gravity Drain); **O** = Other (Specify)

NOTES: **1. The above do not constitute all of the information required by Chapter 62-160, F.A.C.**
2. STABILIZATION CRITERIA FOR RANGE OF VARIATION OF LAST THREE CONSECUTIVE READINGS (SEE FS 2212, SECTION 3)
pH: ± 0.2 units **Temperature:** ± 0.2 °C **Specific Conductance:** ± 5% **Dissolved Oxygen:** all readings ≤ 20% saturation (see Table FS 2200-2); optionally, ± 0.2 mg/L or ± 10% (whichever is greater) **Turbidity:** all readings ≤ 20 NTU; optionally ± 5 NTU or ± 10% (whichever is greater)

Form FD 9000-24

GROUNDWATER SAMPLING LOG

SITE NAME: VOLUSIA COUNTY SOLID WASTE	SITE LOCATION: TOMOKA LF SEMI ANNUAL	
WELL NO: 1	SAMPLE ID: B85-6 / DUPLICATE	DATE: 11-16-16

PURGING DATA

WELL DIAMETER (inches): 2	TUBING DIAMETER (inches): 1/4	WELL SCREEN INTERVAL DEPTH: feet to feet	STATIC DEPTH TO WATER (feet): 8.35	PURGE PUMP TYPE OR BAILER: PP

WELL VOLUME PURGE: 1 WELL VOLUME = (TOTAL WELL DEPTH – STATIC DEPTH TO WATER) X WELL CAPACITY (only fill out if applicable)

= (54.50 feet – 8.35 feet) X 0.16 gallons/foot = 7.384 gallons

EQUIPMENT VOLUME PURGE: 1 EQUIPMENT VOL. = PUMP VOLUME + (TUBING CAPACITY X TUBING LENGTH) + FLOW CELL VOLUME (only fill out if applicable)

= gallons + (gallons/foot X feet) + gallons = gallons

INITIAL PUMP OR TUBING DEPTH IN WELL (feet): 10	FINAL PUMP OR TUBING DEPTH IN WELL (feet): 10	PURGING INITIATED AT: 0947	PURGING ENDED AT: 1033	TOTAL VOLUME PURGED (gallons): 11.50

TIME	VOLUME PURGED (gallons)	CUMUL. VOLUME PURGED (gallons)	PURGE RATE (gpm)	DEPTH TO WATER (feet)	pH (standard units)	TEMP. (°C)	COND. (circle units) µmhos/cm or (µS/cm)	DISSOLVED OXYGEN (circle units) (mg/L or) % saturation	TURBIDITY (NTUs)	COLOR (describe)	ODOR (describe)
1017	7.50	7.50	0.25	8.50	6.31	23.1	2160	0.16	0.43	YELLOW	SULFUR
1025	2.00	9.50	0.25	8.50	6.30	23.1	2175	0.14	0.49	↓	↓
1033	2.00	11.50	0.25	8.50	6.30	23.1	2192	0.09	0.63	↓	↓

WELL CAPACITY (Gallons Per Foot): **0.75"** = 0.02; **1"** = 0.04; **1.25"** = 0.06; **2"** = 0.16; **3"** = 0.37; **4"** = 0.65; **5"** = 1.02; **6"** = 1.47; **12"** = 5.88

TUBING INSIDE DIA. CAPACITY (Gal./Ft.): **1/8"** = 0.0006; **3/16"** = 0.0014; **1/4"** = 0.0026; **5/16"** = 0.004; **3/8"** = 0.006; **1/2"** = 0.010; **5/8"** = 0.016

PURGING EQUIPMENT CODES: **B** = Bailer; **BP** = Bladder Pump; **ESP** = Electric Submersible Pump; **PP** = Peristaltic Pump; **O** = Other (Specify)

SAMPLING DATA

SAMPLED BY (PRINT) / AFFILIATION: MARK GILBERT / PACE	SAMPLER(S) SIGNATURE(S):	SAMPLING INITIATED AT: 1033	SAMPLING ENDED AT: 1042
PUMP OR TUBING DEPTH IN WELL (feet): 10	TUBING MATERIAL CODE: PE, S	FIELD-FILTERED: Y (N) Filtration Equipment Type:	FILTER SIZE: ____ µm
FIELD DECONTAMINATION: PUMP Y (N)	TUBING (Y) N (replaced)	DUPLICATE: (Y) N	

SAMPLE CONTAINER SPECIFICATION				SAMPLE PRESERVATION					
SAMPLE ID CODE	# CONTAINERS	MATERIAL CODE	VOLUME	PRESERVATIVE USED	TOTAL VOL ADDED IN FIELD (mL)	FINAL pH	INTENDED ANALYSIS AND/OR METHOD	SAMPLING EQUIPMENT CODE	SAMPLE PUMP FLOW RATE (mL per minute)
	1, 1	PE	1000	ICE		6.30	TDS, NO3, CL	APP	<400
	1, 1	↓	250	HNO3		<2	METALS	↓	↓
	1, 1	↓	250	H2SO4		<2	NH3		
	2, 2	CG	40	ICE		6.30	8011		
	3, 3	CG	40	HCL		<2	8260	↓	↓

REMARKS: ORP -54.9 ORP -54.6 ORP -53.5

MATERIAL CODES: **AG** = Amber Glass; **CG** = Clear Glass; **PE** = Polyethylene; **PP** = Polypropylene; **S** = Silicone; **T** = Teflon; **O** = Other (Specify)

SAMPLING EQUIPMENT CODES: **APP** = After Peristaltic Pump; **B** = Bailer; **BP** = Bladder Pump; **ESP** = Electric Submersible Pump; **RFPP** = Reverse Flow Peristaltic Pump; **SM** = Straw Method (Tubing Gravity Drain); **O** = Other (Specify)

NOTES: 1. **The above do not constitute all of the information required by Chapter 62-160, F.A.C.**

2. STABILIZATION CRITERIA FOR RANGE OF VARIATION OF LAST THREE CONSECUTIVE READINGS (SEE FS 2212, SECTION 3)

pH: ± 0.2 units **Temperature:** ± 0.2 °C **Specific Conductance:** ± 5% **Dissolved Oxygen:** all readings ≤ 20% saturation (see Table FS 2200-2); optionally, ± 0.2 mg/L or ± 10% (whichever is greater) **Turbidity:** all readings ≤ 20 NTU; optionally ± 5 NTU or ± 10% (whichever is greater)

Form FD 9000-24
GROUNDWATER SAMPLING LOG

SITE NAME: VOLUSIA COUNTY SOLID WASTE	SITE LOCATION: TOMOKA LF SEMI ANNUAL	
WELL NO: 2	SAMPLE ID: B 8 5	DATE: 11-16-16

PURGING DATA

WELL DIAMETER (inches): 2	TUBING DIAMETER (inches): 1/4	WELL SCREEN INTERVAL DEPTH: feet to feet	STATIC DEPTH TO WATER (feet): 8.35	PURGE PUMP TYPE OR BAILER: PP

WELL VOLUME PURGE: 1 WELL VOLUME = (TOTAL WELL DEPTH – STATIC DEPTH TO WATER) X WELL CAPACITY (only fill out if applicable)
= (43.30 feet – 8.35 feet) X 0.16 gallons/foot = 5.592 gallons

EQUIPMENT VOLUME PURGE: 1 EQUIPMENT VOL. = PUMP VOLUME + (TUBING CAPACITY X TUBING LENGTH) + FLOW CELL VOLUME (only fill out if applicable)
= gallons + (gallons/foot X feet) + gallons = gallons

INITIAL PUMP OR TUBING DEPTH IN WELL (feet): 10	FINAL PUMP OR TUBING DEPTH IN WELL (feet): 10	PURGING INITIATED AT: 1058	PURGING ENDED AT: 1133	TOTAL VOLUME PURGED (gallons): 8.75

TIME (23)	VOLUME PURGED (gallons)	CUMUL. VOLUME PURGED (gallons)	PURGE RATE (gpm)	DEPTH TO WATER (feet)	pH (standard units)	TEMP. (°C)	COND. (circle units) µmhos/cm or (µS/cm)	DISSOLVED OXYGEN (circle units) mg/L or % saturation	TURBIDITY (NTUs)	COLOR (describe)	ODOR (describe)
1121	5.75	5.75	0.25	8.40	6.37	23.1	1857	0.07	0.15	YELLOW	SULFUR
1127	1.50	7.25	0.25	8.40	6.36	23.1	1877	0.06	0.06	↓	↓
1133	1.50	8.75	0.25	8.40	6.36	23.1	1888	0.06	0.39	↓	↓

WELL CAPACITY (Gallons Per Foot): **0.75"** = 0.02; **1"** = 0.04; **1.25"** = 0.06; **2"** = 0.16; **3"** = 0.37; **4"** = 0.65; **5"** = 1.02; **6"** = 1.47; **12"** = 5.88
TUBING INSIDE DIA. CAPACITY (Gal./Ft.): **1/8"** = 0.0006; **3/16"** = 0.0014; **1/4"** = 0.0026; **5/16"** = 0.004; **3/8"** = 0.006; **1/2"** = 0.010; **5/8"** = 0.016

PURGING EQUIPMENT CODES: **B** = Bailer; **BP** = Bladder Pump; **ESP** = Electric Submersible Pump; **PP** = Peristaltic Pump; **O** = Other (Specify)

SAMPLING DATA

SAMPLED BY (PRINT) / AFFILIATION: MARK GILBERT / PACE	SAMPLER(S) SIGNATURE(S):	SAMPLING INITIATED AT: 1133	SAMPLING ENDED AT: 1137
PUMP OR TUBING DEPTH IN WELL (feet): 10	TUBING MATERIAL CODE: PE, S	FIELD-FILTERED: Y (N) Filtration Equipment Type:	FILTER SIZE: ____ µm
FIELD DECONTAMINATION: PUMP Y (N)	TUBING (Y) N (replaced)	DUPLICATE: Y (N)	

SAMPLE CONTAINER SPECIFICATION				SAMPLE PRESERVATION			INTENDED ANALYSIS AND/OR METHOD	SAMPLING EQUIPMENT CODE	SAMPLE PUMP FLOW RATE (mL per minute)
SAMPLE ID CODE	# CONTAINERS	MATERIAL CODE	VOLUME	PRESERVATIVE USED	TOTAL VOL ADDED IN FIELD (mL)	FINAL pH			
	1	PE	1000	ICE		6.36	TDS, NO3, CL	APP	< 400
	1	↓	250	HNO3		< 2	METALS	↓	↓
	1	↓	250	H2SO4		< 2	NH3		
	2	CG	40	ICE		6.36	8011		
	3	CG	40	HCL		< 2	8260		

REMARKS:
ORP -51.5 ORP -54.3 ORP -56.2

MATERIAL CODES: **AG** = Amber Glass; **CG** = Clear Glass; **PE** = Polyethylene; **PP** = Polypropylene; **S** = Silicone; **T** = Teflon; **O** = Other (Specify)

SAMPLING EQUIPMENT CODES: **APP** = After Peristaltic Pump; **B** = Bailer; **BP** = Bladder Pump; **ESP** = Electric Submersible Pump; **RFPP** = Reverse Flow Peristaltic Pump; **SM** = Straw Method (Tubing Gravity Drain); **O** = Other (Specify)

NOTES: 1. **The above do not constitute all of the information required by Chapter 62-160, F.A.C.**
2. STABILIZATION CRITERIA FOR RANGE OF VARIATION OF LAST THREE CONSECUTIVE READINGS (SEE FS 2212, SECTION 3)
pH: ± 0.2 units **Temperature:** ± 0.2 °C **Specific Conductance:** ± 5% **Dissolved Oxygen:** all readings ≤ 20% saturation (see Table FS 2200-2); optionally, ± 0.2 mg/L or ± 10% (whichever is greater) **Turbidity:** all readings ≤ 20 NTU; optionally ± 5 NTU or ± 10% (whichever is greater)

Form FD 9000-24

GROUNDWATER SAMPLING LOG

SITE NAME: VOLUSIA COUNTY SOLID WASTE	SITE LOCATION: TOMOKA LF SEMI ANNUAL	
WELL NO: 3	SAMPLE ID: B 40-1	DATE: 11-16-16

PURGING DATA

WELL DIAMETER (inches): 2	TUBING DIAMETER (inches): 1/4	WELL SCREEN INTERVAL DEPTH: feet to feet	STATIC DEPTH TO WATER (feet): 6.65	PURGE PUMP TYPE OR BAILER: PP

WELL VOLUME PURGE: 1 WELL VOLUME = (TOTAL WELL DEPTH – STATIC DEPTH TO WATER) X WELL CAPACITY
(only fill out if applicable)
= (29.80 feet – 6.65 feet) X 0.16 gallons/foot = 3.704 gallons

EQUIPMENT VOLUME PURGE: 1 EQUIPMENT VOL. = PUMP VOLUME + (TUBING CAPACITY X TUBING LENGTH) + FLOW CELL VOLUME
(only fill out if applicable)
= gallons + (gallons/foot X feet) + gallons = gallons

INITIAL PUMP OR TUBING DEPTH IN WELL (feet): 9	FINAL PUMP OR TUBING DEPTH IN WELL (feet): 15	PURGING INITIATED AT: 1203	PURGING ENDED AT: 1259	TOTAL VOLUME PURGED (gallons): 1306

TIME	VOLUME PURGED (gallons)	CUMUL. VOLUME PURGED (gallons)	PURGE RATE (gpm)	DEPTH TO WATER (feet)	pH (standard units)	TEMP. (°C)	COND. (circle units) µmhos/cm or µS/cm	DISSOLVED OXYGEN (circle units) (mg/L or % saturation	TURBIDITY (NTUs)	COLOR (describe)	ODOR (describe)
1241	3.80	3.80	0.10	12.50	5.50	23.0	726	0.23	1.17	YELLOW	SULFUR
1250	0.90	4.70	0.10	12.55	5.50	22.9	722	0.14	0.15	↓	↓
1259	0.90	5.60	0.10	12.60	5.50	22.9	723	0.11	0.05	↓	↓

WELL CAPACITY (Gallons Per Foot): **0.75"** = 0.02; **1"** = 0.04; **1.25"** = 0.06; **2"** = 0.16; **3"** = 0.37; **4"** = 0.65; **5"** = 1.02; **6"** = 1.47; **12"** = 5.88
TUBING INSIDE DIA. CAPACITY (Gal./Ft.): **1/8"** = 0.0006; **3/16"** = 0.0014; **1/4"** = 0.0026; **5/16"** = 0.004; **3/8"** = 0.006; **1/2"** = 0.010; **5/8"** = 0.016

PURGING EQUIPMENT CODES: **B** = Bailer; **BP** = Bladder Pump; **ESP** = Electric Submersible Pump; **PP** = Peristaltic Pump; **O** = Other (Specify)

SAMPLING DATA

SAMPLED BY (PRINT) / AFFILIATION: MARK GILBERT / PACE	SAMPLER(S) SIGNATURE(S):	SAMPLING INITIATED AT: 1259	SAMPLING ENDED AT: 1306
PUMP OR TUBING DEPTH IN WELL (feet): 15	TUBING MATERIAL CODE: PE, S	FIELD-FILTERED: Y (N) Filtration Equipment Type:	FILTER SIZE: ____ µm
FIELD DECONTAMINATION: PUMP Y (N)	TUBING (Y) N (replaced)	DUPLICATE: Y (N)	

SAMPLE CONTAINER SPECIFICATION				SAMPLE PRESERVATION					
SAMPLE ID CODE	# CONTAINERS	MATERIAL CODE	VOLUME	PRESERVATIVE USED	TOTAL VOL ADDED IN FIELD (mL)	FINAL pH	INTENDED ANALYSIS AND/OR METHOD	SAMPLING EQUIPMENT CODE	SAMPLE PUMP FLOW RATE (mL per minute)
	1	PE	1000	ICE		5.50	TDS, NO3, Cl	APP	<400
	1	↓	250	HNO3		<2	METALS	↓	↓
	1	↓	250	H2SO4		<2	NH3		
	2	CG	40	ICE		5.50	8011		
	3	CG	40	HCl		<2	8260		

REMARKS:
ORP 380b ORP 33.3 ORP 30.3

MATERIAL CODES: **AG** = Amber Glass; **CG** = Clear Glass; **PE** = Polyethylene; **PP** = Polypropylene; **S** = Silicone; **T** = Teflon; **O** = Other (Specify)

SAMPLING EQUIPMENT CODES: **APP** = After Peristaltic Pump; **B** = Bailer; **BP** = Bladder Pump; **ESP** = Electric Submersible Pump; **RFPP** = Reverse Flow Peristaltic Pump; **SM** = Straw Method (Tubing Gravity Drain); **O** = Other (Specify)

NOTES: 1. **The above do not constitute all of the information required by Chapter 62-160, F.A.C.**
2. STABILIZATION CRITERIA FOR RANGE OF VARIATION OF LAST THREE CONSECUTIVE READINGS (SEE FS 2212, SECTION 3)

pH: ± 0.2 units **Temperature:** ± 0.2 °C **Specific Conductance:** ± 5% **Dissolved Oxygen:** all readings ≤ 20% saturation (see Table FS 2200-2); optionally, ± 0.2 mg/L or ± 10% (whichever is greater) **Turbidity:** all readings ≤ 20 NTU; optionally ± 5 NTU or ± 10% (whichever is greater)

Form FD 9000-24

GROUNDWATER SAMPLING LOG

SITE NAME: Volusia County Solid Waste | SITE LOCATION: Tomoka LF Semi Annual MW

WELL NO: 1 | SAMPLE ID: DIP-24 B60 | DATE: 11-16-16

PURGING DATA

WELL DIAMETER (inches): 2 | TUBING DIAMETER (inches): 1/4 | WELL SCREEN INTERVAL DEPTH: feet to feet | STATIC DEPTH TO WATER (feet): ~~10.83~~ 6.76 | PURGE PUMP TYPE OR BAILER: BP

WELL VOLUME PURGE: 1 WELL VOLUME = (TOTAL WELL DEPTH – STATIC DEPTH TO WATER) X WELL CAPACITY (only fill out if applicable)

= (37.88 feet – 6.76 feet) X 0.16 gallons/foot = 4.9764 gallons

EQUIPMENT VOLUME PURGE: 1 EQUIPMENT VOL. = PUMP VOLUME + (TUBING CAPACITY X TUBING LENGTH) + FLOW CELL VOLUME (only fill out if applicable)

= gallons + (gallons/foot X feet) + gallons = gallons

INITIAL PUMP OR TUBING DEPTH IN WELL (feet): 8 | FINAL PUMP OR TUBING DEPTH IN WELL (feet): 8 | PURGING INITIATED AT: 9:45 | PURGING ENDED AT: 1024 | TOTAL VOLUME PURGED (gallons): 7.80

TIME	VOLUME PURGED (gallons)	CUMUL. VOLUME PURGED (gallons)	PURGE RATE (gpm)	DEPTH TO WATER (feet)	pH (standard units)	TEMP. (°C)	COND. (circle units) µmhos/cm or µS/cm	DISSOLVED OXYGEN (circle units) mg/L or % saturation	TURBIDITY (NTUs)	COLOR (describe)	ODOR (describe)
1010	5.00	5.00	0.20	7.92	6.50	25.46	585	0.13	1.60	Yellow	sulfur
1017	1.40	6.40	0.20	7.92	6.48	25.43	585	0.12	6.63	"	"
1024	1.40	7.80	0.20	7.92	6.48	25.44	585	0.10	0.68	"	"

WELL CAPACITY (Gallons Per Foot): 0.75" = 0.02; 1" = 0.04; 1.25" = 0.06; 2" = 0.16; 3" = 0.37; 4" = 0.65; 5" = 1.02; 6" = 1.47; 12" = 5.88
TUBING INSIDE DIA. CAPACITY (Gal./Ft.): 1/8" = 0.0006; 3/16" = 0.0014; 1/4" = 0.0026; 5/16" = 0.004; 3/8" = 0.006; 1/2" = 0.010; 5/8" = 0.016

PURGING EQUIPMENT CODES: B = Bailer; BP = Bladder Pump; ESP = Electric Submersible Pump; PP = Peristaltic Pump; O = Other (Specify)

SAMPLING DATA

SAMPLED BY (PRINT) / AFFILIATION: DAVID JACK / PACE | SAMPLER(S) SIGNATURE(S): | SAMPLING INITIATED AT: 1024 | SAMPLING ENDED AT: 1028

PUMP OR TUBING DEPTH IN WELL (feet): 8 | TUBING MATERIAL CODE: PE, S | FIELD-FILTERED: Y (N) Filtration Equipment Type: | FILTER SIZE: ____ µm

FIELD DECONTAMINATION: PUMP Y (N) TUBING Y (N) (replaced) | DUPLICATE: Y (N)

SAMPLE CONTAINER SPECIFICATION				SAMPLE PRESERVATION					
SAMPLE ID CODE	# CONTAINERS	MATERIAL CODE	VOLUME	PRESERVATIVE USED	TOTAL VOL ADDED IN FIELD (mL)	FINAL pH	INTENDED ANALYSIS AND/OR METHOD	SAMPLING EQUIPMENT CODE	SAMPLE PUMP FLOW RATE (mL per minute)
	1	PE	1000	ICE		6.48	TDS NO3 Cl	APP	< 400
	1	"	250	HNO3		"	6010 6020	"	"
	1	"	1	H2SO4		"	Ammonia	"	"
	2	CG	40	ICE		"	608 8011	"	"
	3	"	1	HCl		"	8260 LIST FBL	"	"

REMARKS: ORP -69.4 ORP -69.5 ORP -69.0

MATERIAL CODES: AG = Amber Glass; CG = Clear Glass; PE = Polyethylene; PP = Polypropylene; S = Silicone; T = Teflon; O = Other (Specify)

SAMPLING EQUIPMENT CODES: APP = After Peristaltic Pump; B = Bailer; BP = Bladder Pump; ESP = Electric Submersible Pump; RFPP = Reverse Flow Peristaltic Pump; SM = Straw Method (Tubing Gravity Drain); O = Other (Specify)

NOTES: 1. **The above do not constitute all of the information required by Chapter 62-160, F.A.C.**

2. STABILIZATION CRITERIA FOR RANGE OF VARIATION OF LAST THREE CONSECUTIVE READINGS (SEE FS 2212, SECTION 3)

pH: ± 0.2 units **Temperature:** ± 0.2 °C **Specific Conductance:** ± 5% **Dissolved Oxygen:** all readings ≤ 20% saturation (see Table FS 2200-2); optionally, ± 0.2 mg/L or ± 10% (whichever is greater) **Turbidity:** all readings ≤ 20 NTU; optionally ± 5 NTU or ± 10% (whichever is greater)

Form FD 9000-24

GROUNDWATER SAMPLING LOG

SITE NAME: Volusia County Solid Waste	SITE LOCATION: Tomoka LF Semi Annual MWS	
WELL NO: 2	SAMPLE ID: B59-2	DATE: 11-16-16

PURGING DATA

WELL DIAMETER (inches): 2	TUBING DIAMETER (inches): 1/4	WELL SCREEN INTERVAL DEPTH: feet to feet	STATIC DEPTH TO WATER (feet): ~~17.90~~ 6.28	PURGE PUMP TYPE OR BAILER: PP

WELL VOLUME PURGE: 1 WELL VOLUME = (TOTAL WELL DEPTH – STATIC DEPTH TO WATER) X WELL CAPACITY
(only fill out if applicable)
= (17.90 feet – 6.28 feet) X 0.16 gallons/foot = 1.7792 gallons

EQUIPMENT VOLUME PURGE: 1 EQUIPMENT VOL. = PUMP VOLUME + (TUBING CAPACITY X TUBING LENGTH) + FLOW CELL VOLUME
(only fill out if applicable)
= gallons + (gallons/foot X feet) + gallons = gallons

INITIAL PUMP OR TUBING DEPTH IN WELL (feet): 8	FINAL PUMP OR TUBING DEPTH IN WELL (feet): 8	PURGING INITIATED AT: 1042	PURGING ENDED AT: 1052	TOTAL VOLUME PURGED (gallons): 3.00

TIME	VOLUME PURGED (gallons)	CUMUL. VOLUME PURGED (gallons)	PURGE RATE (gpm)	DEPTH TO WATER (feet)	pH (standard units)	TEMP. (°C)	COND. (circle units) µmhos/cm or µS/cm	DISSOLVED OXYGEN (circle units) mg/L or % saturation	TURBIDITY (NTUs)	COLOR (describe)	ODOR (describe)
1051	1.80 DV	1.80	0.20	7.59	6.69	25.71	250	0.29	7.56	Yellow	Sulfur
1054	2.40 DV	2.40	0.20	7.60	6.66	25.72	767	0.21	5.61	/	/
1057	6.60	3.00	0.20	7.61	6.61	25.65	777	0.17	4.20	/	/

WELL CAPACITY (Gallons Per Foot): **0.75"** = 0.02; **1"** = 0.04; **1.25"** = 0.06; **2"** = 0.16; **3"** = 0.37; **4"** = 0.65; **5"** = 1.02; **6"** = 1.47; **12"** = 5.88
TUBING INSIDE DIA. CAPACITY (Gal./Ft.): **1/8"** = 0.0006; **3/16"** = 0.0014; **1/4"** = 0.0026; **5/16"** = 0.004; **3/8"** = 0.006; **1/2"** = 0.010; **5/8"** = 0.016

PURGING EQUIPMENT CODES: **B** = Bailer; **BP** = Bladder Pump; **ESP** = Electric Submersible Pump; **PP** = Peristaltic Pump; **O** = Other (Specify)

SAMPLING DATA

SAMPLED BY (PRINT) / AFFILIATION: DAVID ICE / PACE	SAMPLER(S) SIGNATURE(S):	SAMPLING INITIATED AT: 1057	SAMPLING ENDED AT: 1101
PUMP OR TUBING DEPTH IN WELL (feet): 8	TUBING MATERIAL CODE: PE, S	FIELD-FILTERED: Y (N) Filtration Equipment Type:	FILTER SIZE: ____ µm
FIELD DECONTAMINATION: PUMP Y (N)	TUBING (Y) N (replaced)	DUPLICATE: Y (N)	

SAMPLE CONTAINER SPECIFICATION				SAMPLE PRESERVATION					
SAMPLE ID CODE	# CONTAINERS	MATERIAL CODE	VOLUME	PRESERVATIVE USED	TOTAL VOL ADDED IN FIELD (mL)	FINAL pH	INTENDED ANALYSIS AND/OR METHOD	SAMPLING EQUIPMENT CODE	SAMPLE PUMP FLOW RATE (mL per minute)
	1	PE	1000	ICE		6.61	TDS, NO3, Cl	APP	≤400
	1	1	250	HNO3		/	6010, 6020	/	/
	1	1	1	H_2SO_4		/	Ammonia	/	/
	2	CG	40	ICE		/	RSK 8011	/	/
	3	1	1	HCl		/	8260 Full List	/	/

REMARKS: ORP -31.1 ORP -35.8 ORP -45.9

MATERIAL CODES: **AG** = Amber Glass; **CG** = Clear Glass; **PE** = Polyethylene; **PP** = Polypropylene; **S** = Silicone; **T** = Teflon; **O** = Other (Specify)

SAMPLING EQUIPMENT CODES: **APP** = After Peristaltic Pump; **B** = Bailer; **BP** = Bladder Pump; **ESP** = Electric Submersible Pump; **RFPP** = Reverse Flow Peristaltic Pump; **SM** = Straw Method (Tubing Gravity Drain); **O** = Other (Specify)

NOTES:
1. **The above do not constitute all of the information required by Chapter 62-160, F.A.C.**
2. STABILIZATION CRITERIA FOR RANGE OF VARIATION OF LAST THREE CONSECUTIVE READINGS (SEE FS 2212, SECTION 3)

pH: ± 0.2 units **Temperature:** ± 0.2 °C **Specific Conductance:** ± 5% **Dissolved Oxygen:** all readings ≤ 20% saturation (see Table FS 2200-2); optionally, ± 0.2 mg/L or ± 10% (whichever is greater) **Turbidity:** all readings ≤ 20 NTU; optionally ± 5 NTU or ± 10% (whichever is greater)

Form FD 9000-24
GROUNDWATER SAMPLING LOG

SITE NAME: Volusia County Solid WASTE	SITE LOCATION: Tomoka LF Semi Annual MWs		
WELL NO: 3	SAMPLE ID: B59-1	DATE: 11-16-16	

PURGING DATA

WELL DIAMETER (inches): 2	TUBING DIAMETER (inches): 1/4	WELL SCREEN INTERVAL DEPTH: feet to feet	STATIC DEPTH TO WATER (feet): 6.49	PURGE PUMP TYPE OR BAILER: PP

WELL VOLUME PURGE: 1 WELL VOLUME = (TOTAL WELL DEPTH – STATIC DEPTH TO WATER) X WELL CAPACITY
(only fill out if applicable)
= (35.15 feet – 6.49 feet) X 0.16 gallons/foot = 4.5856 gallons

EQUIPMENT VOLUME PURGE: 1 EQUIPMENT VOL. = PUMP VOLUME + (TUBING CAPACITY X TUBING LENGTH) + FLOW CELL VOLUME
(only fill out if applicable)
= gallons + (gallons/foot X feet) + gallons = gallons

INITIAL PUMP OR TUBING DEPTH IN WELL (feet): 8	FINAL PUMP OR TUBING DEPTH IN WELL (feet): 8	PURGING INITIATED AT: 1107	PURGING ENDED AT: 1142	TOTAL VOLUME PURGED (gallons): 7.00

TIME	VOLUME PURGED (gallons)	CUMUL. VOLUME PURGED (gallons)	PURGE RATE (gpm)	DEPTH TO WATER (feet)	pH (standard units)	TEMP. (°C)	COND. (circle units) µmhos/cm or µS/cm	DISSOLVED OXYGEN (circle units) mg/L or % saturation	TURBIDITY (NTUs)	COLOR (describe)	ODOR (describe)
1130	4.60	4.60	0.20	7.80	6.63	25.49	575	0.09	2.20	Yellow	silty
1136	1.20	5.80	0.20	7.83	6.64	25.44	576	0.09	1.48	"	"
1142	1.20	7.00	0.20	7.85	6.65	25.44	578	0.08	1.18	"	"

WELL CAPACITY (Gallons Per Foot): **0.75"** = 0.02; **1"** = 0.04; **1.25"** = 0.06; **2"** = 0.16; **3"** = 0.37; **4"** = 0.65; **5"** = 1.02; **6"** = 1.47; **12"** = 5.88
TUBING INSIDE DIA. CAPACITY (Gal./Ft.): **1/8"** = 0.0006; **3/16"** = 0.0014; **1/4"** = 0.0026; **5/16"** = 0.004; **3/8"** = 0.006; **1/2"** = 0.010; **5/8"** = 0.016

PURGING EQUIPMENT CODES: **B** = Bailer; **BP** = Bladder Pump; **ESP** = Electric Submersible Pump; **PP** = Peristaltic Pump; **O** = Other (Specify)

SAMPLING DATA

SAMPLED BY (PRINT) / AFFILIATION: DAVID ICE / PACE	SAMPLER(S) SIGNATURE(S):	SAMPLING INITIATED AT: 1142	SAMPLING ENDED AT: 1176
PUMP OR TUBING DEPTH IN WELL (feet): 8	TUBING MATERIAL CODE: PE, S	FIELD-FILTERED: Y (N) Filtration Equipment Type:	FILTER SIZE: ____ µm
FIELD DECONTAMINATION: PUMP Y (N)	TUBING (Y) N (replaced)	DUPLICATE: Y (N)	

SAMPLE CONTAINER SPECIFICATION				SAMPLE PRESERVATION					
SAMPLE ID CODE	# CONTAINERS	MATERIAL CODE	VOLUME	PRESERVATIVE USED	TOTAL VOL ADDED IN FIELD (mL)	FINAL pH	INTENDED ANALYSIS AND/OR METHOD	SAMPLING EQUIPMENT CODE	SAMPLE PUMP FLOW RATE (mL per minute)
	1	PE	1000	ICE		6.65	TDS, NO3, Cl	APP	< 400
	1	1	250	HNO3			6010, 6020		
	1	1	1	H2SO4			Ammonia		
	2	CG	40	ICE			EDB 8011		
	3	1	1	HCl			8260 Full List		

REMARKS: ORP -80.5 ORP -82.1 ORP -82.7

MATERIAL CODES: **AG** = Amber Glass; **CG** = Clear Glass; **PE** = Polyethylene; **PP** = Polypropylene; **S** = Silicone; **T** = Teflon; **O** = Other (Specify)

SAMPLING EQUIPMENT CODES: **APP** = After Peristaltic Pump; **B** = Bailer; **BP** = Bladder Pump; **ESP** = Electric Submersible Pump; **RFPP** = Reverse Flow Peristaltic Pump; **SM** = Straw Method (Tubing Gravity Drain); **O** = Other (Specify)

NOTES: 1. **The above do not constitute all of the information required by Chapter 62-160, F.A.C.**
2. STABILIZATION CRITERIA FOR RANGE OF VARIATION OF LAST THREE CONSECUTIVE READINGS (SEE FS 2212, SECTION 3)

pH: ± 0.2 units **Temperature:** ± 0.2 °C **Specific Conductance:** ± 5% **Dissolved Oxygen:** all readings ≤ 20% saturation (see Table FS 2200-2); optionally, ± 0.2 mg/L or ± 10% (whichever is greater) **Turbidity:** all readings ≤ 20 NTU; optionally ± 5 NTU or ± 10% (whichever is greater)

Form FD 9000-24

GROUNDWATER SAMPLING LOG

SITE NAME: Volusia County Solid Waste	SITE LOCATION: Tomoka LF Semi Arroyo Mode
WELL NO: 4	SAMPLE ID: B25
DATE: 11-16-16	

PURGING DATA

WELL DIAMETER (inches): 2	TUBING DIAMETER (inches): 1/4	WELL SCREEN INTERVAL DEPTH: feet to feet	STATIC DEPTH TO WATER (feet): 8.59	PURGE PUMP TYPE OR BAILER: AP

WELL VOLUME PURGE: 1 WELL VOLUME = (TOTAL WELL DEPTH – STATIC DEPTH TO WATER) X WELL CAPACITY (only fill out if applicable)

= (20.90 feet – 8.59 feet) X 0.16 gallons/foot = 1.9696 gallons

EQUIPMENT VOLUME PURGE: 1 EQUIPMENT VOL. = PUMP VOLUME + (TUBING CAPACITY X TUBING LENGTH) + FLOW CELL VOLUME (only fill out if applicable)

= gallons + (gallons/foot X feet) + gallons = gallons

INITIAL PUMP OR TUBING DEPTH IN WELL (feet): 9	FINAL PUMP OR TUBING DEPTH IN WELL (feet): 10	PURGING INITIATED AT: 1203	PURGING ENDED AT: 1219	TOTAL VOLUME PURGED (gallons): 3.20

TIME	VOLUME PURGED (gallons)	CUMUL. VOLUME PURGED (gallons)	PURGE RATE (gpm)	DEPTH TO WATER (feet)	pH (standard units)	TEMP. (°C)	COND. (circle units) µmhos/cm or µS/cm	DISSOLVED OXYGEN (circle units) mg/L or % saturation	TURBIDITY (NTUs)	COLOR (describe)	ODOR (describe)
1213	2.00	2.00	0.20	9.08	6.26	26.04	1381	0.11	4.93	Yellow	SULFUR
1216	0.60	2.60	0.20	9.08	6.26	26.07	1379	0.10	3.94	1	1
1219	0.60	3.20	0.20	9.08	6.26	26.05	1377	0.10	8.88	1	1

WELL CAPACITY (Gallons Per Foot): **0.75"** = 0.02; **1"** = 0.04; **1.25"** = 0.06; **2"** = 0.16; **3"** = 0.37; **4"** = 0.65; **5"** = 1.02; **6"** = 1.47; **12"** = 5.88
TUBING INSIDE DIA. CAPACITY (Gal./Ft.): **1/8"** = 0.0006; **3/16"** = 0.0014; **1/4"** = 0.0026; **5/16"** = 0.004; **3/8"** = 0.006; **1/2"** = 0.010; **5/8"** = 0.016

PURGING EQUIPMENT CODES: **B** = Bailer; **BP** = Bladder Pump; **ESP** = Electric Submersible Pump; **PP** = Peristaltic Pump; **O** = Other (Specify)

SAMPLING DATA

SAMPLED BY (PRINT) / AFFILIATION: DAVID ICE / PACE	SAMPLER(S) SIGNATURE(S):	SAMPLING INITIATED AT: 1219	SAMPLING ENDED AT: 1223
PUMP OR TUBING DEPTH IN WELL (feet): 10	TUBING MATERIAL CODE: PE, S	FIELD-FILTERED: Y (N) Filtration Equipment Type:	FILTER SIZE: ____ µm
FIELD DECONTAMINATION: PUMP Y (N)	TUBING (Y) N (replaced)	DUPLICATE: Y (N)	

SAMPLE CONTAINER SPECIFICATION				SAMPLE PRESERVATION					
SAMPLE ID CODE	# CONTAINERS	MATERIAL CODE	VOLUME	PRESERVATIVE USED	TOTAL VOL ADDED IN FIELD (mL)	FINAL pH	INTENDED ANALYSIS AND/OR METHOD	SAMPLING EQUIPMENT CODE	SAMPLE PUMP FLOW RATE (mL per minute)
	1	PE	1000	ICE		6.26	TDS, NO3, Cl	APP	<400
	1	1	256	HNO3			6010, 6020		
	1	1	1	H2SO4			Ammonia		
	2	CG	40	ICE			EDB 8011		
	3	1	1	HCl			8260 Full List		

REMARKS: ORP -66.3 ORP-67.4 ORP-67.8

MATERIAL CODES: **AG** = Amber Glass; **CG** = Clear Glass; **PE** = Polyethylene; **PP** = Polypropylene; **S** = Silicone; **T** = Teflon; **O** = Other (Specify)

SAMPLING EQUIPMENT CODES: **APP** = After Peristaltic Pump; **B** = Bailer; **BP** = Bladder Pump; **ESP** = Electric Submersible Pump; **RFPP** = Reverse Flow Peristaltic Pump; **SM** = Straw Method (Tubing Gravity Drain); **O** = Other (Specify)

NOTES: 1. **The above do not constitute all of the information required by Chapter 62-160, F.A.C.**

2. STABILIZATION CRITERIA FOR RANGE OF VARIATION OF LAST THREE CONSECUTIVE READINGS (SEE FS 2212, SECTION 3)

pH: ± 0.2 units **Temperature:** ± 0.2 °C **Specific Conductance:** ± 5% **Dissolved Oxygen:** all readings ≤ 20% saturation (see Table FS 2200-2); optionally, ± 0.2 mg/L or ± 10% (whichever is greater) **Turbidity:** all readings ≤ 20 NTU; optionally ± 5 NTU or ± 10% (whichever is greater)

Form FD 9000-24
GROUNDWATER SAMPLING LOG

SITE NAME:	Volusia County Solid Waste	SITE LOCATION:	Tomoka LF Semi Annual MWs
WELL NO:	5	SAMPLE ID:	BS-2
DATE:	11-16-16		

PURGING DATA

WELL DIAMETER (inches):	TUBING DIAMETER (inches):	WELL SCREEN INTERVAL DEPTH: feet to feet	STATIC DEPTH TO WATER (feet):	PURGE PUMP TYPE OR BAILER:
2	1/4		6.95	PP

WELL VOLUME PURGE: 1 WELL VOLUME = (TOTAL WELL DEPTH – STATIC DEPTH TO WATER) X WELL CAPACITY
(only fill out if applicable)
= (33.25 feet – 6.95 feet) X 0.16 gallons/foot = 4.208 gallons

EQUIPMENT VOLUME PURGE: 1 EQUIPMENT VOL. = PUMP VOLUME + (TUBING CAPACITY X TUBING LENGTH) + FLOW CELL VOLUME
(only fill out if applicable)
= gallons + (gallons/foot X feet) + gallons = gallons

INITIAL PUMP OR TUBING DEPTH IN WELL (feet):	FINAL PUMP OR TUBING DEPTH IN WELL (feet):	PURGING INITIATED AT:	PURGING ENDED AT:	TOTAL VOLUME PURGED (gallons):
8	8	1245	1325	8.00

TIME	VOLUME PURGED (gallons)	CUMUL. VOLUME PURGED (gallons)	PURGE RATE (gpm)	DEPTH TO WATER (feet)	pH (standard units)	TEMP. (°C)	COND. (circle units) µmhos/cm or µS/cm	DISSOLVED OXYGEN (circle units) mg/L or % saturation	TURBIDITY (NTUs)	COLOR (describe)	ODOR (describe)
1307	4.40	4.40	0.20	7.92	5.48	25.62	2090	0.11	12.47	Yellow	Sulfur
1313	1.20	5.60	0.20	7.92	5.20	25.59	2087	0.10	6.02		
1319	1.20	6.80	0.20	7.92	5.20	25.58	2089	0.09	2.72		
1325	1.20	8.00	0.20	7.92	5.24	25.57	2073	0.09	2.49		

WELL CAPACITY (Gallons Per Foot): **0.75"** = 0.02; **1"** = 0.04; **1.25"** = 0.06; **2"** = 0.16; **3"** = 0.37; **4"** = 0.65; **5"** = 1.02; **6"** = 1.47; **12"** = 5.88
TUBING INSIDE DIA. CAPACITY (Gal./Ft.): **1/8"** = 0.0006; **3/16"** = 0.0014; **1/4"** = 0.0026; **5/16"** = 0.004; **3/8"** = 0.006; **1/2"** = 0.010; **5/8"** = 0.016

PURGING EQUIPMENT CODES: **B** = Bailer; **BP** = Bladder Pump; **ESP** = Electric Submersible Pump; **PP** = Peristaltic Pump; **O** = Other (Specify)

SAMPLING DATA

SAMPLED BY (PRINT) / AFFILIATION:	SAMPLER(S) SIGNATURE(S):	SAMPLING INITIATED AT:	SAMPLING ENDED AT:
DAVID ICE / PACE		1325	1329

PUMP OR TUBING DEPTH IN WELL (feet):	TUBING MATERIAL CODE:	FIELD-FILTERED: Y (N) Filtration Equipment Type:	FILTER SIZE: ____ µm
8	PE, S		

FIELD DECONTAMINATION: PUMP Y (N) TUBING (Y) N (replaced) DUPLICATE: Y (N)

SAMPLE CONTAINER SPECIFICATION				SAMPLE PRESERVATION					
SAMPLE ID CODE	# CONTAINERS	MATERIAL CODE	VOLUME	PRESERVATIVE USED	TOTAL VOL ADDED IN FIELD (mL)	FINAL pH	INTENDED ANALYSIS AND/OR METHOD	SAMPLING EQUIPMENT CODE	SAMPLE PUMP FLOW RATE (mL per minute)
	1	PE	1000	ICE		5.24	TDS, NO3, Cl	APP	<400
	1	1	250	HNO3		1	6010, 6020	1	1
	1	1	1	H2SO4		1	Ammonia	1	1
	2	CG	40	ICE		1	8011	1	1
	3	1	1	HCL		1	8260 FULL LIST	1	1

REMARKS: ORP 28.8 ORP 72.2 ORP 68.0

MATERIAL CODES: **AG** = Amber Glass; **CG** = Clear Glass; **PE** = Polyethylene; **PP** = Polypropylene; **S** = Silicone; **T** = Teflon; **O** = Other (Specify)

SAMPLING EQUIPMENT CODES: **APP** = After Peristaltic Pump; **B** = Bailer; **BP** = Bladder Pump; **ESP** = Electric Submersible Pump; **RFPP** = Reverse Flow Peristaltic Pump; **SM** = Straw Method (Tubing Gravity Drain); **O** = Other (Specify)

NOTES: 1. The above do not constitute all of the information required by Chapter 62-160, F.A.C.

2. STABILIZATION CRITERIA FOR RANGE OF VARIATION OF LAST THREE CONSECUTIVE READINGS (SEE FS 2212, SECTION 3)

pH: ± 0.2 units **Temperature:** ± 0.2 °C **Specific Conductance:** ± 5% **Dissolved Oxygen:** all readings ≤ 20% saturation (see Table FS 2200-2); optionally, ± 0.2 mg/L or ± 10% (whichever is greater) **Turbidity:** all readings ≤ 20 NTU; optionally ± 5 NTU or ± 10% (whichever is greater)

Pace Analytical Florida Laboratory	Document Name: Sample Condition Upon Receipt Form	Document Revised: August 10, 2016
	Document No.: F-FL-C-007 rev. 10	Issuing Authority: Pace Florida Quality Office

Sar **WO#: 35277536**

Project # PM: JSB Due Date: 11/28/16
Project Manager:
Client: CLIENT: VOLDPW

Date and Initials of person:
Examining contents: 11/10/16
Label:
Deliver:
pH:

Thermometer Used: T270 Date: 11/10/16 Time: 1545 Initials:

Samples shorted to lab (If Yes, complete) Shorted Date: Shorted Time: Qty:

Cooler #1 Temp.°C	2.5	**(Visual)**	+0.3	**(Correction Factor)**	2.8	**(Actual)**
Cooler #2 Temp.°C	4.8	**(Visual)**	+0.3	**(Correction Factor)**	5.1	**(Actual)**
Cooler #3 Temp.°C		**(Visual)**		**(Correction Factor)**		**(Actual)**
Cooler #4 Temp.°C		**(Visual)**		**(Correction Factor)**		**(Actual)**
Cooler #5 Temp.°C		**(Visual)**		**(Correction Factor)**		**(Actual)**
Cooler #6 Temp.°C		**(Visual)**		**(Correction Factor)**		**(Actual)**

☐ Samples on ice, cooling process has begun

Courier: ☐ Fed Ex ☐ UPS ☐ USPS ☐ Client ☐ Commercial ☑ Pace ☐ Other

Shipping Method: ☐ First Overnight ☐ Priority Overnight ☐ Standard Overnight ☐ Ground ☐ Other

Billing: ☐ Recipient ☐ Sender ☐ Third Party ☐ Unknown

Tracking #

Custody Seal on Cooler/Box Present: ☐ Yes ☑ No **Seals intact:** ☐ Yes ☑ No **Ice:** (Wet) Blue None

Packing Material: ☐ Bubble Wrap ☐ Bubble Bags ☑ None ☐ Other

Comments:

Chain of Custody Present	☑Yes ☐ No ☐N/A	
Chain of Custody Filled Out	☑Yes ☐ No ☐N/A	
Relinquished Signature & Sampler Name COC	☑Yes ☐ No ☐N/A	
Samples Arrived within Hold Time	☑Yes ☐ No ☐N/A	
Rush TAT requested on COC	☐Yes ☑ No ☐N/A	
Sufficient Volume	☑Yes ☐ No ☐N/A	
Correct Containers Used	☑Yes ☐ No ☐N/A	
Containers Intact	☑Yes ☐ No ☐N/A	
Sample Labels match COC (sample IDs & date/time of collection)	☑Yes ☐ No ☐N/A	
All containers needing acid/base preservation have been checked. All Containers needing preservation are found to be in compliance with EPA recommendation: Exceptions: VOA, Coliform, TOC, O&G, Carbamates	☑Yes ☐ No ☐N/A ☑Yes ☐ No ☐N/A	Preservation Information: Preservative: Lot #/Trace #: Date: Time: Initials:
Headspace in VOA Vials? (>6mm):	☐Yes ☐ No ☑N/A	
Trip Blank Present:	☐Yes ☐ No ☑N/A	

Client Notification/ Resolution:

Person Contacted: Date/Time:

Comments/ Resolution (use back for additional comments):

Project Manager Review: Date:

Pace Analytical Services, LLC
8 East Tower Circle
Ormond Beach, FL 32174
(386)672-5668

January 23, 2017

Ms. Jennifer Stirk
Volusia County Solid Waste Management
1990 Tomoka Farms Road
Port Orange, FL 32128

RE: Project: Tomoka Semi-annual MWs
Pace Project No.: 35277966

Dear Ms. Stirk:
Enclosed are the analytical results for sample(s) received by the laboratory on November 17, 2016. The results relate only to the samples included in this report. Results reported herein conform to the most current, applicable TNI/NELAC standards and the laboratory's Quality Assurance Manual, where applicable, unless otherwise noted in the body of the report.

If you have any questions concerning this report, please feel free to contact me.

Sincerely,

Jeff Baylor
jeff.baylor@pacelabs.com
Project Manager

Enclosures

cc: John Catches, HDR Engineering, Inc.
Handi Wang, Volusia County Solid Waste Man

This report shall not be reproduced, except in full,
without the written consent of Pace Analytical Services, LLC.

Pace Analytical Services, LLC
8 East Tower Circle
Ormond Beach, FL 32174
(386)672-5668

CERTIFICATIONS

Project: Tomoka Semi-annual MWs
Pace Project No.: 35277966

Ormond Beach Certification IDs

8 East Tower Circle, Ormond Beach, FL 32174
Alabama Certification #: 41320
Connecticut Certification #: PH-0216
Delaware Certification: FL NELAC Reciprocity
Florida Certification #: E83079
Georgia Certification #: 955
Guam Certification: FL NELAC Reciprocity
Hawaii Certification: FL NELAC Reciprocity
Illinois Certification #: 200068
Indiana Certification: FL NELAC Reciprocity
Kansas Certification #: E-10383
Louisiana Certification #: FL NELAC Reciprocity
Louisiana Environmental Certificate #: 05007
Maryland Certification: #346
Michigan Certification #: 9911
Mississippi Certification: FL NELAC Reciprocity
Missouri Certification #: 236
Montana Certification #: Cert 0074
Nebraska Certification: NE-OS-28-14
Nevada Certification: FL NELAC Reciprocity
New York Certification #: 11608
North Carolina Environmental Certificate #: 667
North Carolina Certification #: 12710
Oklahoma Certification #: D9947
Pennsylvania Certification #: 68-00547
Puerto Rico Certification #: FL01264
South Carolina Certification: #96042001
Tennessee Certification #: TN02974
Texas Certification: FL NELAC Reciprocity
US Virgin Islands Certification: FL NELAC Reciprocity
Virginia Environmental Certification #: 460165
Wyoming Certification: FL NELAC Reciprocity
West Virginia Certification #: 9962C
Wisconsin Certification #: 399079670
Wyoming (EPA Region 8): FL NELAC Reciprocity

This report shall not be reproduced, except in full,
without the written consent of Pace Analytical Services, LLC.

Pace Analytical Services, LLC
8 East Tower Circle
Ormond Beach, FL 32174
(386)672-5668

SAMPLE SUMMARY

Project: Tomoka Semi-annual MWs
Pace Project No.: 35277966

Lab ID	Sample ID	Matrix	Date Collected	Date Received
35277966001	**EQ Blank 11/17/16**	Water	11/17/16 09:05	11/17/16 17:35
35277966002	**B63-1**	Water	11/17/16 10:05	11/17/16 17:35
35277966003	**B63-1 Dup**	Water	11/17/16 10:05	11/17/16 17:35
35277966004	**B63-2**	Water	11/17/16 10:25	11/17/16 17:35
35277966005	**B35-1**	Water	11/17/16 11:58	11/17/16 17:35
35277966006	**B35-2**	Water	11/17/16 12:25	11/17/16 17:35
35277966007	**B40-2**	Water	11/17/16 14:05	11/17/16 17:35
35277966008	**B65**	Water	11/17/16 14:51	11/17/16 17:35
35277966009	**B41-2**	Water	11/17/16 15:34	11/17/16 17:35
35277966010	**B1-B**	Water	11/17/16 16:25	11/17/16 17:35
35277966011	**FA-2C**	Water	11/17/16 09:06	11/17/16 17:35
35277966012	**B34-1**	Water	11/17/16 10:37	11/17/16 17:35
35277966013	**B34-2**	Water	11/17/16 11:06	11/17/16 17:35
35277966014	**FA-1B**	Water	11/17/16 11:55	11/17/16 17:35
35277966015	**F-MB**	Water	11/17/16 12:43	11/17/16 17:35
35277966016	**MO5-B**	Water	11/17/16 15:45	11/17/16 17:35
35277966017	**B42-2**	Water	11/17/16 16:23	11/17/16 17:35
35277966018	**Trip Blank 11/17/16**	Water	11/17/16 00:01	11/17/16 17:35

This report shall not be reproduced, except in full,
without the written consent of Pace Analytical Services, LLC.

Pace Analytical Services, LLC
8 East Tower Circle
Ormond Beach, FL 32174
(386)672-5668

SAMPLE ANALYTE COUNT

Project: Tomoka Semi-annual MWs
Pace Project No.: 35277966

Lab ID	Sample ID	Method	Analysts	Analytes Reported	Laboratory
35277966001	**EQ Blank 11/17/16**	EPA 8011	CRT	2	PASI-O
		EPA 6010	BDS	15	PASI-O
		EPA 6020	DRS	2	PASI-O
		EPA 7470	MLO	1	PASI-O
		EPA 8260	SK1	48	PASI-O
		SM 2540C	ALD	1	PASI-O
		EPA 300.0	CMB	1	PASI-O
		EPA 350.1	CMD	1	PASI-O
		EPA 353.2	JAM	1	PASI-O
35277966002	**B63-1**	EPA 8011	CRT	2	PASI-O
		EPA 6010	BDS	15	PASI-O
		EPA 6020	DRS	2	PASI-O
		EPA 7470	MLO	1	PASI-O
		EPA 8260	SK1	48	PASI-O
		SM 2540C	ALD	1	PASI-O
		EPA 300.0	CMB	1	PASI-O
		EPA 350.1	CMD	1	PASI-O
		EPA 353.2	JAM	1	PASI-O
35277966003	**B63-1 Dup**	EPA 8011	CRT	2	PASI-O
		EPA 6010	BDS	15	PASI-O
		EPA 6020	DRS	2	PASI-O
		EPA 7470	MLO	1	PASI-O
		EPA 8260	SK1	48	PASI-O
		SM 2540C	ALD	1	PASI-O
		EPA 300.0	CMB	1	PASI-O
		EPA 350.1	CMD	1	PASI-O
		EPA 353.2	JAM	1	PASI-O
35277966004	**B63-2**	EPA 8011	CRT	2	PASI-O
		EPA 6010	BDS	15	PASI-O
		EPA 6020	DRS	2	PASI-O
		EPA 7470	MLO	1	PASI-O
		EPA 8260	SK1	48	PASI-O
		SM 2540C	ALD	1	PASI-O
		EPA 300.0	CMB	1	PASI-O
		EPA 350.1	CMD	1	PASI-O
		EPA 353.2	JAM	1	PASI-O
35277966005	**B35-1**	EPA 8011	CRT	2	PASI-O

This report shall not be reproduced, except in full,
without the written consent of Pace Analytical Services, LLC.

Pace Analytical Services, LLC
8 East Tower Circle
Ormond Beach, FL 32174
(386)672-5668

SAMPLE ANALYTE COUNT

Project: Tomoka Semi-annual MWs
Pace Project No.: 35277966

Lab ID	Sample ID	Method	Analysts	Analytes Reported	Laboratory
		EPA 6010	BDS	15	PASI-O
		EPA 6020	DRS	2	PASI-O
		EPA 7470	MLO	1	PASI-O
		EPA 8260	SK1	48	PASI-O
		SM 2540C	ALD	1	PASI-O
		EPA 300.0	CMB	1	PASI-O
		EPA 350.1	CMD	1	PASI-O
		EPA 353.2	JAM	1	PASI-O
35277966006	**B35-2**	EPA 8011	CRT	2	PASI-O
		EPA 6010	BDS	15	PASI-O
		EPA 6020	DRS	2	PASI-O
		EPA 7470	MLO	1	PASI-O
		EPA 8260	SK1	48	PASI-O
		SM 2540C	ALD	1	PASI-O
		EPA 300.0	CMB	1	PASI-O
		EPA 350.1	CMD	1	PASI-O
		EPA 353.2	JAM	1	PASI-O
35277966007	**B40-2**	EPA 8011	CRT	2	PASI-O
		EPA 6010	BDS	15	PASI-O
		EPA 6020	DRS	2	PASI-O
		EPA 7470	MLO	1	PASI-O
		EPA 8260	SK1	48	PASI-O
		SM 2540C	ALD	1	PASI-O
		EPA 300.0	CMB	1	PASI-O
		EPA 350.1	CMD	1	PASI-O
		EPA 353.2	JAM	1	PASI-O
35277966008	**B65**	EPA 8011	CRT	2	PASI-O
		EPA 6010	BDS	15	PASI-O
		EPA 6020	DRS	2	PASI-O
		EPA 7470	MLO	1	PASI-O
		EPA 8260	SK1	48	PASI-O
		SM 2540C	ALD	1	PASI-O
		EPA 300.0	CMB	1	PASI-O
		EPA 350.1	CMD	1	PASI-O
		EPA 353.2	JAM	1	PASI-O
35277966009	**B41-2**	EPA 8011	CRT	2	PASI-O
		EPA 6010	BDS	15	PASI-O

This report shall not be reproduced, except in full,
without the written consent of Pace Analytical Services, LLC.

Pace Analytical Services, LLC
8 East Tower Circle
Ormond Beach, FL 32174
(386)672-5668

SAMPLE ANALYTE COUNT

Project: Tomoka Semi-annual MWs
Pace Project No.: 35277966

Lab ID	Sample ID	Method	Analysts	Analytes Reported	Laboratory
		EPA 6020	DRS	2	PASI-O
		EPA 7470	MLO	1	PASI-O
		EPA 8260	SK1	48	PASI-O
		SM 2540C	ALD	1	PASI-O
		EPA 300.0	CMB	1	PASI-O
		EPA 350.1	CMD	1	PASI-O
		EPA 353.2	JAM	1	PASI-O
35277966010	**B1-B**	EPA 8011	CRT	2	PASI-O
		EPA 6010	BDS	15	PASI-O
		EPA 6020	DRS	2	PASI-O
		EPA 7470	MLO	1	PASI-O
		EPA 8260	SK1	48	PASI-O
		SM 2540C	ALD	1	PASI-O
		EPA 300.0	CMB	1	PASI-O
		EPA 350.1	CMD	1	PASI-O
		EPA 353.2	JAM	1	PASI-O
35277966011	**FA-2C**	EPA 8011	CRT	2	PASI-O
		EPA 6010	RVK	15	PASI-O
		EPA 6020	DRS	2	PASI-O
		EPA 7470	MLO	1	PASI-O
		EPA 8260	SK1	48	PASI-O
		SM 2540C	ALD	1	PASI-O
		EPA 300.0	CMB	1	PASI-O
		EPA 350.1	CMD	1	PASI-O
		EPA 353.2	JAM	1	PASI-O
35277966012	**B34-1**	EPA 8011	CRT	2	PASI-O
		EPA 6010	BDS	15	PASI-O
		EPA 6020	DRS	2	PASI-O
		EPA 7470	MLO	1	PASI-O
		EPA 8260	SK1	48	PASI-O
		SM 2540C	ALD	1	PASI-O
		EPA 300.0	CMB	1	PASI-O
		EPA 350.1	CMD	1	PASI-O
		EPA 353.2	JAM	1	PASI-O
35277966013	**B34-2**	EPA 8011	CRT	2	PASI-O
		EPA 6010	BDS, RVK	15	PASI-O
		EPA 6020	DRS	2	PASI-O

This report shall not be reproduced, except in full,
without the written consent of Pace Analytical Services, LLC.

Pace Analytical Services, LLC
8 East Tower Circle
Ormond Beach, FL 32174
(386)672-5668

SAMPLE ANALYTE COUNT

Project: Tomoka Semi-annual MWs
Pace Project No.: 35277966

Lab ID	Sample ID	Method	Analysts	Analytes Reported	Laboratory
		EPA 7470	MLO	1	PASI-O
		EPA 8260	SK1	48	PASI-O
		SM 2540C	ALD	1	PASI-O
		EPA 300.0	CMB	1	PASI-O
		EPA 350.1	CMD	1	PASI-O
		EPA 353.2	JAM	1	PASI-O
35277966014	**FA-1B**	EPA 8011	CRT	2	PASI-O
		EPA 6010	BDS	15	PASI-O
		EPA 6020	DRS	2	PASI-O
		EPA 7470	MLO	1	PASI-O
		EPA 8260	SK1	48	PASI-O
		SM 2540C	ALD	1	PASI-O
		EPA 300.0	CMB	1	PASI-O
		EPA 350.1	CMD	1	PASI-O
		EPA 353.2	JAM	1	PASI-O
35277966015	**F-MB**	EPA 8011	CRT	2	PASI-O
		EPA 6010	BDS	15	PASI-O
		EPA 6020	DRS	2	PASI-O
		EPA 7470	MLO	1	PASI-O
		EPA 8260	SK1	48	PASI-O
		SM 2540C	TDH	1	PASI-O
		EPA 300.0	CMB	1	PASI-O
		EPA 350.1	CMD	1	PASI-O
		EPA 353.2	JAM	1	PASI-O
35277966016	**MO5-B**	EPA 8011	CRT	2	PASI-O
		EPA 6010	BDS	15	PASI-O
		EPA 6020	DRS	2	PASI-O
		EPA 7470	MLO	1	PASI-O
		EPA 8260	SK1	48	PASI-O
		SM 2540C	TDH	1	PASI-O
		EPA 300.0	CMB	1	PASI-O
		EPA 350.1	CMD	1	PASI-O
		EPA 353.2	JAM	1	PASI-O
35277966017	**B42-2**	EPA 8011	CRT	2	PASI-O
		EPA 6010	BDS	15	PASI-O
		EPA 6020	DRS	2	PASI-O
		EPA 7470	MLO	1	PASI-O

This report shall not be reproduced, except in full,
without the written consent of Pace Analytical Services, LLC.

Pace Analytical Services, LLC
8 East Tower Circle
Ormond Beach, FL 32174
(386)672-5668

SAMPLE ANALYTE COUNT

Project: Tomoka Semi-annual MWs
Pace Project No.: 35277966

Lab ID	Sample ID	Method	Analysts	Analytes Reported	Laboratory
		EPA 8260	SK1	48	PASI-O
		SM 2540C	TDH	1	PASI-O
		EPA 300.0	CMB	1	PASI-O
		EPA 350.1	CMD	1	PASI-O
		EPA 353.2	JAM	1	PASI-O
35277966018	**Trip Blank 11/17/16**	EPA 8260	SK1	50	PASI-O

This report shall not be reproduced, except in full,
without the written consent of Pace Analytical Services, LLC.

Pace Analytical Services, LLC
8 East Tower Circle
Ormond Beach, FL 32174
(386)672-5668

SUMMARY OF DETECTION

Project: Tomoka Semi-annual MWs
Pace Project No.: 35277966

Lab Sample ID / Method	Client Sample ID / Parameters	Result	Units	Report Limit	Analyzed	Qualifiers
35277966001	**EQ Blank 11/17/16**					
EPA 353.2	Nitrogen, Nitrate	0.022 I	mg/L	0.040	11/19/16 07:28	
35277966002	**B63-1**					
	Field pH	6.72	Std. Units		11/17/16 10:05	
	Field Temperature	23.3	deg C		11/17/16 10:05	
	Appearance	Color: yellow, Sheen: none			11/17/16 10:05	
	Field Specific Conductance	539	umhos/cm		11/17/16 10:05	
	Oxygen, Dissolved	0.05	mg/L		11/17/16 10:05	
	REDOX	-68.5	mV		11/17/16 10:05	
	Turbidity	0.45	NTU		11/17/16 10:05	
	Water Level(NGVD)	27.83	feet		11/17/16 10:05	
EPA 6010	Barium	46.7	ug/L	10.0	12/01/16 21:16	
EPA 6010	Iron	2200	ug/L	40.0	12/01/16 21:16	
EPA 6010	Sodium	53.8	mg/L	1.0	12/01/16 21:16	
SM 2540C	Total Dissolved Solids	313	mg/L	5.0	11/23/16 12:03	
EPA 300.0	Chloride	41.5	mg/L	5.0	11/23/16 12:57	
EPA 350.1	Nitrogen, Ammonia	0.11	mg/L	0.050	12/03/16 12:12	
EPA 353.2	Nitrogen, Nitrate	0.015 I	mg/L	0.040	11/19/16 07:31	
35277966003	**B63-1 Dup**					
	Field pH	6.72	Std. Units		11/17/16 10:05	
	Field Temperature	23.3	deg C		11/17/16 10:05	
	Appearance	Color: yellow, Sheen: none			11/17/16 10:05	
	Field Specific Conductance	539	umhos/cm		11/17/16 10:05	
	Oxygen, Dissolved	0.05	mg/L		11/17/16 10:05	
	REDOX	-68.5	mV		11/17/16 10:05	
	Turbidity	0.45	NTU		11/17/16 10:05	
	Water Level(NGVD)	27.83	feet		11/17/16 10:05	
EPA 6010	Barium	47.6	ug/L	10.0	12/01/16 21:20	
EPA 6010	Iron	2230	ug/L	40.0	12/01/16 21:20	
EPA 6010	Sodium	54.0	mg/L	1.0	12/01/16 21:20	
SM 2540C	Total Dissolved Solids	306	mg/L	5.0	11/23/16 12:03	
EPA 300.0	Chloride	40.5	mg/L	5.0	11/23/16 13:18	
EPA 350.1	Nitrogen, Ammonia	0.10	mg/L	0.050	12/03/16 12:29	
EPA 353.2	Nitrogen, Nitrate	0.012 I	mg/L	0.040	11/19/16 07:33	
35277966004	**B63-2**					
	Field pH	6.63	Std. Units		11/17/16 10:25	
	Field Temperature	23.5	deg C		11/17/16 10:25	
	Appearance	Color: yellow, Sheen: none			11/17/16 10:25	
	Field Specific Conductance	704	umhos/cm		11/17/16 10:25	

REPORT OF LABORATORY ANALYSIS

This report shall not be reproduced, except in full,
without the written consent of Pace Analytical Services, LLC.

Pace Analytical Services, LLC
8 East Tower Circle
Ormond Beach, FL 32174
(386)672-5668

SUMMARY OF DETECTION

Project: Tomoka Semi-annual MWs
Pace Project No.: 35277966

Lab Sample ID / Method	Client Sample ID / Parameters	Result	Units	Report Limit	Analyzed	Qualifiers
35277966004	**B63-2**					
	Oxygen, Dissolved	0.05	mg/L		11/17/16 10:25	
	REDOX	-79.3	mV		11/17/16 10:25	
	Turbidity	2.49	NTU		11/17/16 10:25	
	Water Level(NGVD)	28.13	feet		11/17/16 10:25	
EPA 6010	Barium	46.9	ug/L	10.0	12/01/16 21:24	
EPA 6010	Iron	8700	ug/L	40.0	12/01/16 21:24	
EPA 6010	Sodium	33.0	mg/L	1.0	12/01/16 21:24	
SM 2540C	Total Dissolved Solids	422	mg/L	5.0	11/23/16 12:03	
EPA 300.0	Chloride	39.2	mg/L	5.0	11/23/16 13:39	
EPA 350.1	Nitrogen, Ammonia	0.21	mg/L	0.050	12/03/16 12:31	
EPA 353.2	Nitrogen, Nitrate	0.022 I	mg/L	0.040	11/19/16 07:36	
35277966005	**B35-1**					
	Field pH	5.81	Std. Units		11/17/16 11:58	
	Field Temperature	22.4	deg C		11/17/16 11:58	
	Appearance	Color: yellow, Sheen: none			11/17/16 11:58	
	Field Specific Conductance	338	umhos/cm		11/17/16 11:58	
	Oxygen, Dissolved	0.05	mg/L		11/17/16 11:58	
	REDOX	30.8	mV		11/17/16 11:58	
	Turbidity	1.59	NTU		11/17/16 11:58	
	Water Level(NGVD)	28.21	feet		11/17/16 11:58	
EPA 6010	Barium	87.8	ug/L	10.0	12/01/16 21:28	
EPA 6010	Iron	8930	ug/L	40.0	12/01/16 21:28	
EPA 6010	Sodium	29.0	mg/L	1.0	12/01/16 21:28	
SM 2540C	Total Dissolved Solids	204	mg/L	5.0	11/23/16 12:03	
EPA 300.0	Chloride	55.9	mg/L	5.0	11/23/16 14:01	
EPA 350.1	Nitrogen, Ammonia	0.15	mg/L	0.050	12/03/16 12:32	
EPA 353.2	Nitrogen, Nitrate	0.033 I	mg/L	0.040	11/19/16 07:38	
35277966006	**B35-2**					
	Field pH	5.55	Std. Units		11/17/16 12:25	
	Field Temperature	22.9	deg C		11/17/16 12:25	
	Appearance	Color: yellow, Sheen: none			11/17/16 12:25	
	Field Specific Conductance	535	umhos/cm		11/17/16 12:25	
	Oxygen, Dissolved	0.04	mg/L		11/17/16 12:25	
	REDOX	29.5	mV		11/17/16 12:25	
	Turbidity	1.84	NTU		11/17/16 12:25	
	Water Level(NGVD)	28.34	feet		11/17/16 12:25	
EPA 6010	Barium	85.0	ug/L	10.0	12/01/16 21:32	
EPA 6010	Chromium	5.0 I	ug/L	5.0	12/01/16 21:32	
EPA 6010	Iron	10000	ug/L	40.0	12/01/16 21:32	
EPA 6010	Sodium	79.3	mg/L	1.0	12/01/16 21:32	
EPA 6010	Vanadium	8.5 I	ug/L	10.0	12/01/16 21:32	

This report shall not be reproduced, except in full,
without the written consent of Pace Analytical Services, LLC.

Pace Analytical Services, LLC
8 East Tower Circle
Ormond Beach, FL 32174
(386)672-5668

SUMMARY OF DETECTION

Project: Tomoka Semi-annual MWs
Pace Project No.: 35277966

Lab Sample ID / Method	Client Sample ID / Parameters	Result	Units	Report Limit	Analyzed	Qualifiers
35277966006	**B35-2**					
SM 2540C	Total Dissolved Solids	323	mg/L	5.0	11/23/16 12:03	
EPA 300.0	Chloride	108	mg/L	10.0	11/28/16 07:13	
EPA 350.1	Nitrogen, Ammonia	1.4	mg/L	0.050	12/03/16 12:34	
EPA 353.2	Nitrogen, Nitrate	0.033 I	mg/L	0.040	11/19/16 07:39	
35277966007	**B40-2**					
	Field pH	5.91	Std. Units		11/17/16 14:05	
	Field Temperature	23.2	deg C		11/17/16 14:05	
	Appearance	Color: yellow, Sheen: none			11/17/16 14:05	
	Field Specific Conductance	764	umhos/cm		11/17/16 14:05	
	Oxygen, Dissolved	0.09	mg/L		11/17/16 14:05	
	REDOX	71.2	mV		11/17/16 14:05	
	Turbidity	7.72	NTU		11/17/16 14:05	
	Water Level(NGVD)	23.27	feet		11/17/16 14:05	
EPA 6010	Barium	50.5	ug/L	10.0	12/01/16 21:36	
EPA 6010	Iron	1480	ug/L	40.0	12/01/16 21:36	
EPA 6010	Sodium	26.1	mg/L	1.0	12/01/16 21:36	
EPA 6010	Vanadium	7.4 I	ug/L	10.0	12/01/16 21:36	
SM 2540C	Total Dissolved Solids	533	mg/L	5.0	11/23/16 12:04	
EPA 300.0	Chloride	33.4	mg/L	5.0	11/23/16 14:44	
EPA 350.1	Nitrogen, Ammonia	0.38	mg/L	0.050	12/03/16 12:36	
EPA 353.2	Nitrogen, Nitrate	0.029 I	mg/L	0.040	11/19/16 07:40	
35277966008	**B65**					
	Field pH	5.94	Std. Units		11/17/16 14:51	
	Field Temperature	22.4	deg C		11/17/16 14:51	
	Appearance	Color: yellow, Sheen: none			11/17/16 14:51	
	Field Specific Conductance	546	umhos/cm		11/17/16 14:51	
	Oxygen, Dissolved	0.06	mg/L		11/17/16 14:51	
	REDOX	38.0	mV		11/17/16 14:51	
	Turbidity	3.75	NTU		11/17/16 14:51	
	Water Level(NGVD)	23.32	feet		11/17/16 14:51	
EPA 6010	Barium	59.2	ug/L	10.0	12/01/16 21:39	
EPA 6010	Chromium	3.7 I	ug/L	5.0	12/01/16 21:39	
EPA 6010	Iron	2480	ug/L	40.0	12/01/16 21:39	
EPA 6010	Sodium	27.0	mg/L	1.0	12/01/16 21:39	
EPA 6010	Vanadium	9.1 I	ug/L	10.0	12/01/16 21:39	
SM 2540C	Total Dissolved Solids	387	mg/L	5.0	11/23/16 12:04	
EPA 300.0	Chloride	35.8	mg/L	5.0	11/23/16 15:05	
EPA 350.1	Nitrogen, Ammonia	0.19	mg/L	0.050	12/03/16 12:37	
EPA 353.2	Nitrogen, Nitrate	0.015 I	mg/L	0.040	11/19/16 07:42	
35277966009	**B41-2**					
	Field pH	6.56	Std. Units		11/17/16 15:34	

REPORT OF LABORATORY ANALYSIS

This report shall not be reproduced, except in full,
without the written consent of Pace Analytical Services, LLC.

Pace Analytical Services, LLC
8 East Tower Circle
Ormond Beach, FL 32174
(386)672-5668

SUMMARY OF DETECTION

Project: Tomoka Semi-annual MWs
Pace Project No.: 35277966

Lab Sample ID / Method	Client Sample ID / Parameters	Result	Units	Report Limit	Analyzed	Qualifiers
35277966009	**B41-2**					
	Field Temperature	22.3	deg C		11/17/16 15:34	
	Appearance	Color:yellow, Sheen: none			11/17/16 15:34	
	Field Specific Conductance	804	umhos/cm		11/17/16 15:34	
	Oxygen, Dissolved	0.06	mg/L		11/17/16 15:34	
	REDOX	-47.6	mV		11/17/16 15:34	
	Turbidity	0.77	NTU		11/17/16 15:34	
	Water Level(NGVD)	23.37	feet		11/17/16 15:34	
EPA 6010	Barium	48.8	ug/L	10.0	12/01/16 21:43	
EPA 6010	Iron	1600	ug/L	40.0	12/01/16 21:43	
EPA 6010	Sodium	24.9	mg/L	1.0	12/01/16 21:43	
SM 2540C	Total Dissolved Solids	504	mg/L	5.0	11/23/16 12:05	
EPA 300.0	Chloride	33.0	mg/L	5.0	11/23/16 15:26	
EPA 350.1	Nitrogen, Ammonia	0.25	mg/L	0.050	12/03/16 12:42	
EPA 353.2	Nitrogen, Nitrate	0.016 I	mg/L	0.040	11/19/16 07:43	
35277966010	**B1-B**					
	Field pH	6.33	Std. Units		11/17/16 16:25	
	Field Temperature	23.1	deg C		11/17/16 16:25	
	Appearance	Color: yellow, Sheen: none			11/17/16 16:25	
	Field Specific Conductance	1326	umhos/cm		11/17/16 16:25	
	Oxygen, Dissolved	0.08	mg/L		11/17/16 16:25	
	REDOX	-63.3	mV		11/17/16 16:25	
	Turbidity	1.47	NTU		11/17/16 16:25	
	Water Level(NGVD)	20.33	feet		11/17/16 16:25	
EPA 6010	Barium	277	ug/L	10.0	12/01/16 21:47	
EPA 6010	Iron	18300	ug/L	40.0	12/01/16 21:47	
EPA 6010	Sodium	74.3	mg/L	1.0	12/01/16 21:47	
EPA 8260	Chlorobenzene	0.86 I	ug/L	1.0	11/26/16 16:38	
SM 2540C	Total Dissolved Solids	696	mg/L	10.0	11/23/16 12:05	
EPA 300.0	Chloride	64.1	mg/L	25.0	11/23/16 17:13	
EPA 350.1	Nitrogen, Ammonia	21.7	mg/L	0.25	12/03/16 13:40	
EPA 353.2	Nitrogen, Nitrate	0.032 I	mg/L	0.040	11/19/16 07:44	
35277966011	**FA-2C**					
	Field pH	7.33	Std. Units		11/17/16 09:06	
	Field Temperature	21.83	deg C		11/17/16 09:06	
	Appearance	Color: yellow, Sheen: none			11/17/16 09:06	
	Field Specific Conductance	733	umhos/cm		11/17/16 09:06	
	Oxygen, Dissolved	0.09	mg/L		11/17/16 09:06	
	REDOX	159.4	mV		11/17/16 09:06	
	Turbidity	0.55	NTU		11/17/16 09:06	
	Water Level(NGVD)	15.30	feet		11/17/16 09:06	

REPORT OF LABORATORY ANALYSIS

This report shall not be reproduced, except in full,
without the written consent of Pace Analytical Services, LLC.

Pace Analytical Services, LLC
8 East Tower Circle
Ormond Beach, FL 32174
(386)672-5668

SUMMARY OF DETECTION

Project: Tomoka Semi-annual MWs
Pace Project No.: 35277966

Lab Sample ID / Method	Client Sample ID / Parameters	Result	Units	Report Limit	Analyzed	Qualifiers
35277966011	**FA-2C**					
SM 2540C	Total Dissolved Solids	404	mg/L	5.0	11/23/16 12:05	
EPA 300.0	Chloride	67.6	mg/L	5.0	11/23/16 17:35	
EPA 350.1	Nitrogen, Ammonia	0.48	mg/L	0.050	12/03/16 12:46	
EPA 353.2	Nitrogen, Nitrate	0.018 I	mg/L	0.040	11/19/16 07:29	
35277966012	**B34-1**					
	Field pH	6.47	Std. Units		11/17/16 10:37	
	Field Temperature	22.93	deg C		11/17/16 10:37	
	Appearance	Color: yellow, Sheen: none			11/17/16 10:37	
	Field Specific Conductance	1418	umhos/cm		11/17/16 10:37	
	Oxygen, Dissolved	0.18	mg/L		11/17/16 10:37	
	REDOX	-79.9	mV		11/17/16 10:37	
	Turbidity	2.41	NTU		11/17/16 10:37	
	Water Level(NGVD)	27.94	feet		11/17/16 10:37	
EPA 6010	Barium	163	ug/L	10.0	11/30/16 14:24	
EPA 6010	Iron	34000	ug/L	40.0	11/30/16 14:24	
EPA 6010	Sodium	41.0	mg/L	1.0	11/30/16 14:24	
SM 2540C	Total Dissolved Solids	896	mg/L	10.0	11/23/16 12:05	
EPA 300.0	Chloride	46.2	mg/L	25.0	11/23/16 17:56	
EPA 350.1	Nitrogen, Ammonia	0.16	mg/L	0.050	12/03/16 12:48	
EPA 353.2	Nitrogen, Nitrate	0.053	mg/L	0.040	11/19/16 08:02	
35277966013	**B34-2**					
	Field pH	6.88	Std. Units		11/17/16 11:06	
	Field Temperature	23.66	deg C		11/17/16 11:06	
	Appearance	Color: yellow, Sheen: none			11/17/16 11:06	
	Field Specific Conductance	1720	umhos/cm		11/17/16 11:06	
	Oxygen, Dissolved	0.14	mg/L		11/17/16 11:06	
	REDOX	-129.2	mV		11/17/16 11:06	
	Turbidity	1.76	NTU		11/17/16 11:06	
	Water Level(NGVD)	29.30	feet		11/17/16 11:06	
EPA 6010	Arsenic	5.1 I	ug/L	10.0	11/30/16 14:28	
EPA 6010	Barium	109	ug/L	10.0	11/30/16 14:28	J(M1)
EPA 6010	Beryllium	0.50 I	ug/L	1.0	11/30/16 14:28	
EPA 6010	Iron	17500	ug/L	40.0	11/30/16 14:28	J(M1)
EPA 6010	Nickel	8.2	ug/L	5.0	11/30/16 14:28	
EPA 6010	Sodium	49.0	mg/L	1.0	11/30/16 14:28	J(M1)
SM 2540C	Total Dissolved Solids	1130	mg/L	10.0	11/23/16 12:05	
EPA 300.0	Chloride	53.1	mg/L	25.0	11/23/16 18:18	
EPA 350.1	Nitrogen, Ammonia	0.75	mg/L	0.050	12/03/16 12:49	
EPA 353.2	Nitrogen, Nitrate	0.016 I	mg/L	0.040	11/19/16 08:03	
35277966014	**FA-1B**					
	Field pH	6.92	Std. Units		11/17/16 11:55	

REPORT OF LABORATORY ANALYSIS

This report shall not be reproduced, except in full,
without the written consent of Pace Analytical Services, LLC.

Pace Analytical Services, LLC
8 East Tower Circle
Ormond Beach, FL 32174
(386)672-5668

SUMMARY OF DETECTION

Project: Tomoka Semi-annual MWs
Pace Project No.: 35277966

Lab Sample ID / Method	Client Sample ID / Parameters	Result	Units	Report Limit	Analyzed	Qualifiers
35277966014	**FA-1B**					
	Field Temperature	22.26	deg C		11/17/16 11:55	
	Appearance	Color: yellow, Sheen: none			11/17/16 11:55	
	Field Specific Conductance	584	umhos/cm		11/17/16 11:55	
	Oxygen, Dissolved	0.13	mg/L		11/17/16 11:55	
	REDOX	-77.7	mV		11/17/16 11:55	
	Turbidity	0.86	NTU		11/17/16 11:55	
	Water Level(NGVD)	18.42	feet		11/17/16 11:55	
EPA 6010	Barium	21.2	ug/L	10.0	11/30/16 14:32	
EPA 6010	Iron	346	ug/L	40.0	11/30/16 14:32	
EPA 6010	Sodium	10.6	mg/L	1.0	11/30/16 14:32	
SM 2540C	Total Dissolved Solids	309	mg/L	5.0	11/23/16 12:05	
EPA 300.0	Chloride	13.4	mg/L	5.0	11/23/16 18:39	
EPA 350.1	Nitrogen, Ammonia	0.41	mg/L	0.050	12/03/16 12:51	
EPA 353.2	Nitrogen, Nitrate	0.014 I	mg/L	0.040	11/19/16 08:07	
35277966015	**F-MB**					
	Field pH	6.90	Std. Units		11/17/16 12:43	
	Field Temperature	23.50	deg C		11/17/16 12:43	
	Appearance	Color: yellow, Sheen: none			11/17/16 12:43	
	Field Specific Conductance	630	umhos/cm		11/17/16 12:43	
	Oxygen, Dissolved	0.10	mg/L		11/17/16 12:43	
	REDOX	-26.0	mV		11/17/16 12:43	
	Turbidity	15.82	NTU		11/17/16 12:43	
	Water Level(NGVD)	17.93	feet		11/17/16 12:43	
EPA 6010	Barium	18.7	ug/L	10.0	11/30/16 14:36	
EPA 6010	Iron	106	ug/L	40.0	11/30/16 14:36	
EPA 6010	Sodium	17.1	mg/L	1.0	11/30/16 14:36	
SM 2540C	Total Dissolved Solids	351	mg/L	5.0	11/23/16 17:57	
EPA 300.0	Chloride	21.4	mg/L	5.0	11/23/16 19:00	
EPA 350.1	Nitrogen, Ammonia	0.36	mg/L	0.050	12/03/16 12:53	
EPA 353.2	Nitrogen, Nitrate	0.016 I	mg/L	0.040	11/19/16 08:08	
35277966016	**MO5-B**					
	Field pH	6.09	Std. Units		11/17/16 15:45	
	Field Temperature	23.59	deg C		11/17/16 15:45	
	Appearance	Color: yellow, Sheen: none			11/17/16 15:45	
	Field Specific Conductance	1118	umhos/cm		11/17/16 15:45	
	Oxygen, Dissolved	0.31	mg/L		11/17/16 15:45	
	REDOX	-10.1	mV		11/17/16 15:45	
	Turbidity	0.97	NTU		11/17/16 15:45	
	Water Level(NGVD)	19.65	feet		11/17/16 15:45	

REPORT OF LABORATORY ANALYSIS

This report shall not be reproduced, except in full,
without the written consent of Pace Analytical Services, LLC.

Pace Analytical Services, LLC
8 East Tower Circle
Ormond Beach, FL 32174
(386)672-5668

SUMMARY OF DETECTION

Project: Tomoka Semi-annual MWs
Pace Project No.: 35277966

Lab Sample ID / Method	Client Sample ID / Parameters	Result	Units	Report Limit	Analyzed	Qualifiers
35277966016	**MO5-B**					
EPA 6010	Barium	167	ug/L	10.0	11/30/16 14:40	
EPA 6010	Beryllium	0.51 I	ug/L	1.0	11/30/16 14:40	
EPA 6010	Chromium	3.3 I	ug/L	5.0	11/30/16 14:40	
EPA 6010	Iron	8410	ug/L	40.0	11/30/16 14:40	
EPA 6010	Sodium	123	mg/L	1.0	11/30/16 14:40	
SM 2540C	Total Dissolved Solids	662	mg/L	5.0	11/23/16 17:58	
EPA 300.0	Chloride	87.0	mg/L	10.0	11/23/16 19:22	
EPA 350.1	Nitrogen, Ammonia	3.9	mg/L	0.050	12/03/16 12:54	
EPA 353.2	Nitrogen, Nitrate	0.028 I	mg/L	0.040	11/19/16 08:10	
35277966017	**B42-2**					
	Field pH	5.75	Std. Units		11/17/16 16:23	
	Field Temperature	2302	deg C		11/17/16 16:23	
	Appearance	Color: yellow, Sheen: none			11/17/16 16:23	
	Field Specific Conductance	537	umhos/cm		11/17/16 16:23	
	Oxygen, Dissolved	0.28	mg/L		11/17/16 16:23	
	REDOX	100.3	mV		11/17/16 16:23	
	Turbidity	1.36	NTU		11/17/16 16:23	
	Water Level(NGVD)	23.47	feet		11/17/16 16:23	
EPA 6010	Barium	72.5	ug/L	10.0	11/30/16 14:44	
EPA 6010	Chromium	4.6 I	ug/L	5.0	11/30/16 14:44	
EPA 6010	Iron	1190	ug/L	40.0	11/30/16 14:44	
EPA 6010	Sodium	24.5	mg/L	1.0	11/30/16 14:44	
SM 2540C	Total Dissolved Solids	356	mg/L	5.0	11/23/16 17:58	
EPA 300.0	Chloride	35.3	mg/L	5.0	11/23/16 19:43	
EPA 350.1	Nitrogen, Ammonia	0.19	mg/L	0.050	12/03/16 12:56	
EPA 353.2	Nitrogen, Nitrate	0.029 I	mg/L	0.040	11/19/16 08:11	

This report shall not be reproduced, except in full,
without the written consent of Pace Analytical Services, LLC.

Pace Analytical Services, LLC
8 East Tower Circle
Ormond Beach, FL 32174
(386)672-5668

PROJECT NARRATIVE

Project: Tomoka Semi-annual MWs
Pace Project No.: 35277966

Date: January 23, 2017

The field temperature reading for 35277966016 was corrected and a revised report generated.

This report shall not be reproduced, except in full,
without the written consent of Pace Analytical Services, LLC.

Pace Analytical Services, LLC
8 East Tower Circle
Ormond Beach, FL 32174
(386)672-5668

ANALYTICAL RESULTS

Project: Tomoka Semi-annual MWs
Pace Project No.: 35277966

Sample: EQ Blank 11/17/16 **Lab ID: 35277966001** Collected: 11/17/16 09:05 Received: 11/17/16 17:35 Matrix: Water

Parameters	Results	Units	PQL	MDL	DF	Prepared	Analyzed	CAS No.	Qual
8011 GCS EDB and DBCP	Analytical Method: EPA 8011 Preparation Method: EPA 8011								
1,2-Dibromo-3-chloropropane	**0.0047 U**	ug/L	0.019	0.0047	1	11/21/16 17:40	11/22/16 01:32	96-12-8	
1,2-Dibromoethane (EDB)	**0.0072 U**	ug/L	0.0096	0.0072	1	11/21/16 17:40	11/22/16 01:32	106-93-4	
6010 MET ICP	Analytical Method: EPA 6010 Preparation Method: EPA 3010								
Arsenic	**5.0 U**	ug/L	10.0	5.0	1	11/26/16 20:34	12/01/16 21:12	7440-38-2	
Barium	**5.0 U**	ug/L	10.0	5.0	1	11/26/16 20:34	12/01/16 21:12	7440-39-3	
Beryllium	**0.50 U**	ug/L	1.0	0.50	1	11/26/16 20:34	12/01/16 21:12	7440-41-7	
Cadmium	**0.50 U**	ug/L	1.0	0.50	1	11/26/16 20:34	12/01/16 21:12	7440-43-9	
Chromium	**2.5 U**	ug/L	5.0	2.5	1	11/26/16 20:34	12/01/16 21:12	7440-47-3	
Cobalt	**5.0 U**	ug/L	10.0	5.0	1	11/26/16 20:34	12/01/16 21:12	7440-48-4	
Copper	**2.5 U**	ug/L	5.0	2.5	1	11/26/16 20:34	12/01/16 21:12	7440-50-8	
Iron	**20.0 U**	ug/L	40.0	20.0	1	11/26/16 20:34	12/01/16 21:12	7439-89-6	
Lead	**5.0 U**	ug/L	10.0	5.0	1	11/26/16 20:34	12/01/16 21:12	7439-92-1	
Nickel	**2.5 U**	ug/L	5.0	2.5	1	11/26/16 20:34	12/01/16 21:12	7440-02-0	
Selenium	**7.5 U**	ug/L	15.0	7.5	1	11/26/16 20:34	12/01/16 21:12	7782-49-2	
Silver	**2.5 U**	ug/L	5.0	2.5	1	11/26/16 20:34	12/01/16 21:12	7440-22-4	
Sodium	**0.50 U**	mg/L	1.0	0.50	1	11/26/16 20:34	12/01/16 21:12	7440-23-5	
Vanadium	**5.0 U**	ug/L	10.0	5.0	1	11/26/16 20:34	12/01/16 21:12	7440-62-2	
Zinc	**10.0 U**	ug/L	20.0	10.0	1	11/26/16 20:34	12/01/16 21:12	7440-66-6	
6020 MET ICPMS	Analytical Method: EPA 6020 Preparation Method: EPA 3010								
Antimony	**0.50 U**	ug/L	1.0	0.50	1	11/26/16 20:34	11/30/16 15:15	7440-36-0	
Thallium	**0.50 U**	ug/L	1.0	0.50	1	11/26/16 20:34	11/30/16 15:15	7440-28-0	
7470 Mercury	Analytical Method: EPA 7470 Preparation Method: EPA 7470								
Mercury	**0.10 U**	ug/L	0.20	0.10	1	11/28/16 19:58	11/29/16 18:10	7439-97-6	
8260 MSV	Analytical Method: EPA 8260								
Acetone	**10.0 U**	ug/L	20.0	10.0	1		11/26/16 11:56	67-64-1	
Acrylonitrile	**5.0 U**	ug/L	10.0	5.0	1		11/26/16 11:56	107-13-1	
Benzene	**0.10 U**	ug/L	1.0	0.10	1		11/26/16 11:56	71-43-2	
Bromochloromethane	**0.50 U**	ug/L	1.0	0.50	1		11/26/16 11:56	74-97-5	
Bromodichloromethane	**0.27 U**	ug/L	0.60	0.27	1		11/26/16 11:56	75-27-4	
Bromoform	**0.50 U**	ug/L	1.0	0.50	1		11/26/16 11:56	75-25-2	
Bromomethane	**0.50 U**	ug/L	5.0	0.50	1		11/26/16 11:56	74-83-9	
2-Butanone (MEK)	**5.0 U**	ug/L	10.0	5.0	1		11/26/16 11:56	78-93-3	
Carbon disulfide	**5.0 U**	ug/L	10.0	5.0	1		11/26/16 11:56	75-15-0	
Carbon tetrachloride	**0.50 U**	ug/L	1.0	0.50	1		11/26/16 11:56	56-23-5	
Chlorobenzene	**0.50 U**	ug/L	1.0	0.50	1		11/26/16 11:56	108-90-7	
Chloroethane	**0.50 U**	ug/L	10.0	0.50	1		11/26/16 11:56	75-00-3	
Chloroform	**0.50 U**	ug/L	1.0	0.50	1		11/26/16 11:56	67-66-3	
Chloromethane	**0.62 U**	ug/L	1.0	0.62	1		11/26/16 11:56	74-87-3	
Dibromochloromethane	**0.26 U**	ug/L	0.50	0.26	1		11/26/16 11:56	124-48-1	
Dibromomethane	**0.50 U**	ug/L	1.0	0.50	1		11/26/16 11:56	74-95-3	
1,2-Dichlorobenzene	**0.50 U**	ug/L	1.0	0.50	1		11/26/16 11:56	95-50-1	

REPORT OF LABORATORY ANALYSIS

This report shall not be reproduced, except in full,
without the written consent of Pace Analytical Services, LLC.

Pace Analytical Services, LLC
8 East Tower Circle
Ormond Beach, FL 32174
(386)672-5668

ANALYTICAL RESULTS

Project: Tomoka Semi-annual MWs
Pace Project No.: 35277966

Sample: EQ Blank 11/17/16 **Lab ID: 35277966001** Collected: 11/17/16 09:05 Received: 11/17/16 17:35 Matrix: Water

Parameters	Results	Units	PQL	MDL	DF	Prepared	Analyzed	CAS No.	Qual
8260 MSV	Analytical Method: EPA 8260								
1,4-Dichlorobenzene	**0.50 U**	ug/L	1.0	0.50	1		11/26/16 11:56	106-46-7	
trans-1,4-Dichloro-2-butene	**5.0 U**	ug/L	10.0	5.0	1		11/26/16 11:56	110-57-6	
1,1-Dichloroethane	**0.50 U**	ug/L	1.0	0.50	1		11/26/16 11:56	75-34-3	
1,2-Dichloroethane	**0.50 U**	ug/L	1.0	0.50	1		11/26/16 11:56	107-06-2	
1,1-Dichloroethene	**0.50 U**	ug/L	1.0	0.50	1		11/26/16 11:56	75-35-4	
cis-1,2-Dichloroethene	**0.50 U**	ug/L	1.0	0.50	1		11/26/16 11:56	156-59-2	
trans-1,2-Dichloroethene	**0.50 U**	ug/L	1.0	0.50	1		11/26/16 11:56	156-60-5	
1,2-Dichloropropane	**0.50 U**	ug/L	1.0	0.50	1		11/26/16 11:56	78-87-5	
cis-1,3-Dichloropropene	**0.25 U**	ug/L	0.50	0.25	1		11/26/16 11:56	10061-01-5	
trans-1,3-Dichloropropene	**0.25 U**	ug/L	0.50	0.25	1		11/26/16 11:56	10061-02-6	
Ethylbenzene	**0.50 U**	ug/L	1.0	0.50	1		11/26/16 11:56	100-41-4	
2-Hexanone	**5.0 U**	ug/L	10.0	5.0	1		11/26/16 11:56	591-78-6	
Iodomethane	**0.50 U**	ug/L	10.0	0.50	1		11/26/16 11:56	74-88-4	
Methylene Chloride	**2.5 U**	ug/L	5.0	2.5	1		11/26/16 11:56	75-09-2	
4-Methyl-2-pentanone (MIBK)	**5.0 U**	ug/L	10.0	5.0	1		11/26/16 11:56	108-10-1	
Styrene	**0.50 U**	ug/L	1.0	0.50	1		11/26/16 11:56	100-42-5	
1,1,1,2-Tetrachloroethane	**0.50 U**	ug/L	1.0	0.50	1		11/26/16 11:56	630-20-6	
1,1,2,2-Tetrachloroethane	**0.12 U**	ug/L	0.50	0.12	1		11/26/16 11:56	79-34-5	
Tetrachloroethene	**0.50 U**	ug/L	1.0	0.50	1		11/26/16 11:56	127-18-4	
Toluene	**0.50 U**	ug/L	1.0	0.50	1		11/26/16 11:56	108-88-3	
1,1,1-Trichloroethane	**0.50 U**	ug/L	1.0	0.50	1		11/26/16 11:56	71-55-6	
1,1,2-Trichloroethane	**0.50 U**	ug/L	1.0	0.50	1		11/26/16 11:56	79-00-5	
Trichloroethene	**0.50 U**	ug/L	1.0	0.50	1		11/26/16 11:56	79-01-6	
Trichlorofluoromethane	**0.50 U**	ug/L	1.0	0.50	1		11/26/16 11:56	75-69-4	
1,2,3-Trichloropropane	**0.59 U**	ug/L	1.0	0.59	1		11/26/16 11:56	96-18-4	
Vinyl acetate	**1.0 U**	ug/L	2.0	1.0	1		11/26/16 11:56	108-05-4	
Vinyl chloride	**0.50 U**	ug/L	1.0	0.50	1		11/26/16 11:56	75-01-4	
Xylene (Total)	**1.5 U**	ug/L	3.0	1.5	1		11/26/16 11:56	1330-20-7	
Surrogates									
4-Bromofluorobenzene (S)	101	%	89-111		1		11/26/16 11:56	460-00-4	
1,2-Dichloroethane-d4 (S)	103	%	75-135		1		11/26/16 11:56	17060-07-0	
Toluene-d8 (S)	102	%	89-112		1		11/26/16 11:56	2037-26-5	
2540C Total Dissolved Solids	Analytical Method: SM 2540C								
Total Dissolved Solids	**5.0 U**	mg/L	5.0	5.0	1		11/23/16 12:02		
300.0 IC Anions 28 Days	Analytical Method: EPA 300.0								
Chloride	**2.5 U**	mg/L	5.0	2.5	1		11/23/16 12:35	16887-00-6	
350.1 Ammonia	Analytical Method: EPA 350.1								
Nitrogen, Ammonia	**0.020 U**	mg/L	0.050	0.020	1		12/03/16 12:11	7664-41-7	
353.2 Nitrogen, NO2/NO3 unpres	Analytical Method: EPA 353.2								
Nitrogen, Nitrate	**0.022 I**	mg/L	0.040	0.010	1		11/19/16 07:28		

REPORT OF LABORATORY ANALYSIS

This report shall not be reproduced, except in full,
without the written consent of Pace Analytical Services, LLC.

Pace Analytical Services, LLC
8 East Tower Circle
Ormond Beach, FL 32174
(386)672-5668

ANALYTICAL RESULTS

Project: Tomoka Semi-annual MWs
Pace Project No.: 35277966

Sample: B63-1 **Lab ID: 35277966002** Collected: 11/17/16 10:05 Received: 11/17/16 17:35 Matrix: Water

Parameters	Results	Units	PQL	MDL	DF	Prepared	Analyzed	CAS No.	Qual
Field Data	Analytical Method:								
Field pH	**6.72**	Std. Units			1		11/17/16 10:05		
Field Temperature	**23.3**	deg C			1		11/17/16 10:05		
Appearance	**Color: yellow, Sheen: none**				1		11/17/16 10:05		
Field Specific Conductance	**539**	umhos/cm			1		11/17/16 10:05		
Oxygen, Dissolved	**0.05**	mg/L			1		11/17/16 10:05	7782-44-7	
REDOX	**-68.5**	mV			1		11/17/16 10:05		
Turbidity	**0.45**	NTU			1		11/17/16 10:05		
Water Level(NGVD)	**27.83**	feet			1		11/17/16 10:05		
8011 GCS EDB and DBCP	Analytical Method: EPA 8011 Preparation Method: EPA 8011								
1,2-Dibromo-3-chloropropane	**0.0049 U**	ug/L	0.020	0.0049	1	11/21/16 17:40	11/22/16 01:47	96-12-8	
1,2-Dibromoethane (EDB)	**0.0074 U**	ug/L	0.0099	0.0074	1	11/21/16 17:40	11/22/16 01:47	106-93-4	
6010 MET ICP	Analytical Method: EPA 6010 Preparation Method: EPA 3010								
Arsenic	**5.0 U**	ug/L	10.0	5.0	1	11/26/16 20:34	12/01/16 21:16	7440-38-2	
Barium	**46.7**	ug/L	10.0	5.0	1	11/26/16 20:34	12/01/16 21:16	7440-39-3	
Beryllium	**0.50 U**	ug/L	1.0	0.50	1	11/26/16 20:34	12/01/16 21:16	7440-41-7	
Cadmium	**0.50 U**	ug/L	1.0	0.50	1	11/26/16 20:34	12/01/16 21:16	7440-43-9	
Chromium	**2.5 U**	ug/L	5.0	2.5	1	11/26/16 20:34	12/01/16 21:16	7440-47-3	
Cobalt	**5.0 U**	ug/L	10.0	5.0	1	11/26/16 20:34	12/01/16 21:16	7440-48-4	
Copper	**2.5 U**	ug/L	5.0	2.5	1	11/26/16 20:34	12/01/16 21:16	7440-50-8	
Iron	**2200**	ug/L	40.0	20.0	1	11/26/16 20:34	12/01/16 21:16	7439-89-6	
Lead	**5.0 U**	ug/L	10.0	5.0	1	11/26/16 20:34	12/01/16 21:16	7439-92-1	
Nickel	**2.5 U**	ug/L	5.0	2.5	1	11/26/16 20:34	12/01/16 21:16	7440-02-0	
Selenium	**7.5 U**	ug/L	15.0	7.5	1	11/26/16 20:34	12/01/16 21:16	7782-49-2	
Silver	**2.5 U**	ug/L	5.0	2.5	1	11/26/16 20:34	12/01/16 21:16	7440-22-4	
Sodium	**53.8**	mg/L	1.0	0.50	1	11/26/16 20:34	12/01/16 21:16	7440-23-5	
Vanadium	**5.0 U**	ug/L	10.0	5.0	1	11/26/16 20:34	12/01/16 21:16	7440-62-2	
Zinc	**10.0 U**	ug/L	20.0	10.0	1	11/26/16 20:34	12/01/16 21:16	7440-66-6	
6020 MET ICPMS	Analytical Method: EPA 6020 Preparation Method: EPA 3010								
Antimony	**0.50 U**	ug/L	1.0	0.50	1	11/26/16 20:34	11/30/16 15:17	7440-36-0	
Thallium	**0.50 U**	ug/L	1.0	0.50	1	11/26/16 20:34	11/30/16 15:17	7440-28-0	
7470 Mercury	Analytical Method: EPA 7470 Preparation Method: EPA 7470								
Mercury	**0.10 U**	ug/L	0.20	0.10	1	11/28/16 19:58	11/29/16 18:12	7439-97-6	
8260 MSV	Analytical Method: EPA 8260								
Acetone	**10.0 U**	ug/L	20.0	10.0	1		11/26/16 12:47	67-64-1	
Acrylonitrile	**5.0 U**	ug/L	10.0	5.0	1		11/26/16 12:47	107-13-1	
Benzene	**0.10 U**	ug/L	1.0	0.10	1		11/26/16 12:47	71-43-2	
Bromochloromethane	**0.50 U**	ug/L	1.0	0.50	1		11/26/16 12:47	74-97-5	
Bromodichloromethane	**0.27 U**	ug/L	0.60	0.27	1		11/26/16 12:47	75-27-4	

REPORT OF LABORATORY ANALYSIS

This report shall not be reproduced, except in full,
without the written consent of Pace Analytical Services, LLC.

Pace Analytical Services, LLC
8 East Tower Circle
Ormond Beach, FL 32174
(386)672-5668

ANALYTICAL RESULTS

Project: Tomoka Semi-annual MWs
Pace Project No.: 35277966

Sample: B63-1 **Lab ID: 35277966002** Collected: 11/17/16 10:05 Received: 11/17/16 17:35 Matrix: Water

Parameters	Results	Units	PQL	MDL	DF	Prepared	Analyzed	CAS No.	Qual
8260 MSV	Analytical Method: EPA 8260								
Bromoform	**0.50 U**	ug/L	1.0	0.50	1		11/26/16 12:47	75-25-2	
Bromomethane	**0.50 U**	ug/L	5.0	0.50	1		11/26/16 12:47	74-83-9	
2-Butanone (MEK)	**5.0 U**	ug/L	10.0	5.0	1		11/26/16 12:47	78-93-3	
Carbon disulfide	**5.0 U**	ug/L	10.0	5.0	1		11/26/16 12:47	75-15-0	
Carbon tetrachloride	**0.50 U**	ug/L	1.0	0.50	1		11/26/16 12:47	56-23-5	
Chlorobenzene	**0.50 U**	ug/L	1.0	0.50	1		11/26/16 12:47	108-90-7	
Chloroethane	**0.50 U**	ug/L	10.0	0.50	1		11/26/16 12:47	75-00-3	
Chloroform	**0.50 U**	ug/L	1.0	0.50	1		11/26/16 12:47	67-66-3	
Chloromethane	**0.62 U**	ug/L	1.0	0.62	1		11/26/16 12:47	74-87-3	
Dibromochloromethane	**0.26 U**	ug/L	0.50	0.26	1		11/26/16 12:47	124-48-1	
Dibromomethane	**0.50 U**	ug/L	1.0	0.50	1		11/26/16 12:47	74-95-3	
1,2-Dichlorobenzene	**0.50 U**	ug/L	1.0	0.50	1		11/26/16 12:47	95-50-1	
1,4-Dichlorobenzene	**0.50 U**	ug/L	1.0	0.50	1		11/26/16 12:47	106-46-7	
trans-1,4-Dichloro-2-butene	**5.0 U**	ug/L	10.0	5.0	1		11/26/16 12:47	110-57-6	
1,1-Dichloroethane	**0.50 U**	ug/L	1.0	0.50	1		11/26/16 12:47	75-34-3	
1,2-Dichloroethane	**0.50 U**	ug/L	1.0	0.50	1		11/26/16 12:47	107-06-2	
1,1-Dichloroethene	**0.50 U**	ug/L	1.0	0.50	1		11/26/16 12:47	75-35-4	
cis-1,2-Dichloroethene	**0.50 U**	ug/L	1.0	0.50	1		11/26/16 12:47	156-59-2	
trans-1,2-Dichloroethene	**0.50 U**	ug/L	1.0	0.50	1		11/26/16 12:47	156-60-5	
1,2-Dichloropropane	**0.50 U**	ug/L	1.0	0.50	1		11/26/16 12:47	78-87-5	
cis-1,3-Dichloropropene	**0.25 U**	ug/L	0.50	0.25	1		11/26/16 12:47	10061-01-5	
trans-1,3-Dichloropropene	**0.25 U**	ug/L	0.50	0.25	1		11/26/16 12:47	10061-02-6	
Ethylbenzene	**0.50 U**	ug/L	1.0	0.50	1		11/26/16 12:47	100-41-4	
2-Hexanone	**5.0 U**	ug/L	10.0	5.0	1		11/26/16 12:47	591-78-6	
Iodomethane	**0.50 U**	ug/L	10.0	0.50	1		11/26/16 12:47	74-88-4	
Methylene Chloride	**2.5 U**	ug/L	5.0	2.5	1		11/26/16 12:47	75-09-2	
4-Methyl-2-pentanone (MIBK)	**5.0 U**	ug/L	10.0	5.0	1		11/26/16 12:47	108-10-1	
Styrene	**0.50 U**	ug/L	1.0	0.50	1		11/26/16 12:47	100-42-5	
1,1,1,2-Tetrachloroethane	**0.50 U**	ug/L	1.0	0.50	1		11/26/16 12:47	630-20-6	
1,1,2,2-Tetrachloroethane	**0.12 U**	ug/L	0.50	0.12	1		11/26/16 12:47	79-34-5	
Tetrachloroethene	**0.50 U**	ug/L	1.0	0.50	1		11/26/16 12:47	127-18-4	
Toluene	**0.50 U**	ug/L	1.0	0.50	1		11/26/16 12:47	108-88-3	
1,1,1-Trichloroethane	**0.50 U**	ug/L	1.0	0.50	1		11/26/16 12:47	71-55-6	
1,1,2-Trichloroethane	**0.50 U**	ug/L	1.0	0.50	1		11/26/16 12:47	79-00-5	
Trichloroethene	**0.50 U**	ug/L	1.0	0.50	1		11/26/16 12:47	79-01-6	
Trichlorofluoromethane	**0.50 U**	ug/L	1.0	0.50	1		11/26/16 12:47	75-69-4	
1,2,3-Trichloropropane	**0.59 U**	ug/L	1.0	0.59	1		11/26/16 12:47	96-18-4	
Vinyl acetate	**1.0 U**	ug/L	2.0	1.0	1		11/26/16 12:47	108-05-4	
Vinyl chloride	**0.50 U**	ug/L	1.0	0.50	1		11/26/16 12:47	75-01-4	
Xylene (Total)	**1.5 U**	ug/L	3.0	1.5	1		11/26/16 12:47	1330-20-7	
Surrogates									
4-Bromofluorobenzene (S)	100	%	89-111		1		11/26/16 12:47	460-00-4	
1,2-Dichloroethane-d4 (S)	100	%	75-135		1		11/26/16 12:47	17060-07-0	
Toluene-d8 (S)	103	%	89-112		1		11/26/16 12:47	2037-26-5	

REPORT OF LABORATORY ANALYSIS

This report shall not be reproduced, except in full,
without the written consent of Pace Analytical Services, LLC.

Pace Analytical Services, LLC
8 East Tower Circle
Ormond Beach, FL 32174
(386)672-5668

ANALYTICAL RESULTS

Project: Tomoka Semi-annual MWs
Pace Project No.: 35277966

Sample: B63-1 **Lab ID: 35277966002** Collected: 11/17/16 10:05 Received: 11/17/16 17:35 Matrix: Water

Parameters	Results	Units	PQL	MDL	DF	Prepared	Analyzed	CAS No.	Qual
2540C Total Dissolved Solids	Analytical Method: SM 2540C								
Total Dissolved Solids	**313**	mg/L	5.0	5.0	1		11/23/16 12:03		
300.0 IC Anions 28 Days	Analytical Method: EPA 300.0								
Chloride	**41.5**	mg/L	5.0	2.5	1		11/23/16 12:57	16887-00-6	
350.1 Ammonia	Analytical Method: EPA 350.1								
Nitrogen, Ammonia	**0.11**	mg/L	0.050	0.020	1		12/03/16 12:12	7664-41-7	
353.2 Nitrogen, NO2/NO3 unpres	Analytical Method: EPA 353.2								
Nitrogen, Nitrate	**0.015 I**	mg/L	0.040	0.010	1		11/19/16 07:31		

REPORT OF LABORATORY ANALYSIS

This report shall not be reproduced, except in full,
without the written consent of Pace Analytical Services, LLC.

Pace Analytical Services, LLC
8 East Tower Circle
Ormond Beach, FL 32174
(386)672-5668

ANALYTICAL RESULTS

Project: Tomoka Semi-annual MWs
Pace Project No.: 35277966

Sample: B63-1 Dup **Lab ID: 35277966003** Collected: 11/17/16 10:05 Received: 11/17/16 17:35 Matrix: Water

Parameters	Results	Units	PQL	MDL	DF	Prepared	Analyzed	CAS No.	Qual
Field Data	Analytical Method:								
Field pH	**6.72**	Std. Units			1		11/17/16 10:05		
Field Temperature	**23.3**	deg C			1		11/17/16 10:05		
Appearance	**Color: yellow, Sheen: none**				1		11/17/16 10:05		
Field Specific Conductance	**539**	umhos/cm			1		11/17/16 10:05		
Oxygen, Dissolved	**0.05**	mg/L			1		11/17/16 10:05	7782-44-7	
REDOX	**-68.5**	mV			1		11/17/16 10:05		
Turbidity	**0.45**	NTU			1		11/17/16 10:05		
Water Level(NGVD)	**27.83**	feet			1		11/17/16 10:05		
8011 GCS EDB and DBCP	Analytical Method: EPA 8011 Preparation Method: EPA 8011								
1,2-Dibromo-3-chloropropane	**0.0047 U**	ug/L	0.019	0.0047	1	11/21/16 17:40	11/22/16 02:02	96-12-8	
1,2-Dibromoethane (EDB)	**0.0072 U**	ug/L	0.0096	0.0072	1	11/21/16 17:40	11/22/16 02:02	106-93-4	
6010 MET ICP	Analytical Method: EPA 6010 Preparation Method: EPA 3010								
Arsenic	**5.0 U**	ug/L	10.0	5.0	1	11/26/16 20:34	12/01/16 21:20	7440-38-2	
Barium	**47.6**	ug/L	10.0	5.0	1	11/26/16 20:34	12/01/16 21:20	7440-39-3	
Beryllium	**0.50 U**	ug/L	1.0	0.50	1	11/26/16 20:34	12/01/16 21:20	7440-41-7	
Cadmium	**0.50 U**	ug/L	1.0	0.50	1	11/26/16 20:34	12/01/16 21:20	7440-43-9	
Chromium	**2.5 U**	ug/L	5.0	2.5	1	11/26/16 20:34	12/01/16 21:20	7440-47-3	
Cobalt	**5.0 U**	ug/L	10.0	5.0	1	11/26/16 20:34	12/01/16 21:20	7440-48-4	
Copper	**2.5 U**	ug/L	5.0	2.5	1	11/26/16 20:34	12/01/16 21:20	7440-50-8	
Iron	**2230**	ug/L	40.0	20.0	1	11/26/16 20:34	12/01/16 21:20	7439-89-6	
Lead	**5.0 U**	ug/L	10.0	5.0	1	11/26/16 20:34	12/01/16 21:20	7439-92-1	
Nickel	**2.5 U**	ug/L	5.0	2.5	1	11/26/16 20:34	12/01/16 21:20	7440-02-0	
Selenium	**7.5 U**	ug/L	15.0	7.5	1	11/26/16 20:34	12/01/16 21:20	7782-49-2	
Silver	**2.5 U**	ug/L	5.0	2.5	1	11/26/16 20:34	12/01/16 21:20	7440-22-4	
Sodium	**54.0**	mg/L	1.0	0.50	1	11/26/16 20:34	12/01/16 21:20	7440-23-5	
Vanadium	**5.0 U**	ug/L	10.0	5.0	1	11/26/16 20:34	12/01/16 21:20	7440-62-2	
Zinc	**10.0 U**	ug/L	20.0	10.0	1	11/26/16 20:34	12/01/16 21:20	7440-66-6	
6020 MET ICPMS	Analytical Method: EPA 6020 Preparation Method: EPA 3010								
Antimony	**0.50 U**	ug/L	1.0	0.50	1	11/26/16 20:34	11/30/16 15:20	7440-36-0	
Thallium	**0.50 U**	ug/L	1.0	0.50	1	11/26/16 20:34	11/30/16 15:20	7440-28-0	
7470 Mercury	Analytical Method: EPA 7470 Preparation Method: EPA 7470								
Mercury	**0.10 U**	ug/L	0.20	0.10	1	11/28/16 19:58	11/29/16 18:14	7439-97-6	
8260 MSV	Analytical Method: EPA 8260								
Acetone	**10.0 U**	ug/L	20.0	10.0	1		11/26/16 13:38	67-64-1	
Acrylonitrile	**5.0 U**	ug/L	10.0	5.0	1		11/26/16 13:38	107-13-1	
Benzene	**0.10 U**	ug/L	1.0	0.10	1		11/26/16 13:38	71-43-2	
Bromochloromethane	**0.50 U**	ug/L	1.0	0.50	1		11/26/16 13:38	74-97-5	
Bromodichloromethane	**0.27 U**	ug/L	0.60	0.27	1		11/26/16 13:38	75-27-4	

REPORT OF LABORATORY ANALYSIS

This report shall not be reproduced, except in full,
without the written consent of Pace Analytical Services, LLC.

Pace Analytical Services, LLC
8 East Tower Circle
Ormond Beach, FL 32174
(386)672-5668

ANALYTICAL RESULTS

Project: Tomoka Semi-annual MWs
Pace Project No.: 35277966

Sample: B63-1 Dup **Lab ID: 35277966003** Collected: 11/17/16 10:05 Received: 11/17/16 17:35 Matrix: Water

Parameters	Results	Units	PQL	MDL	DF	Prepared	Analyzed	CAS No.	Qual
8260 MSV	Analytical Method: EPA 8260								
Bromoform	**0.50 U**	ug/L	1.0	0.50	1		11/26/16 13:38	75-25-2	
Bromomethane	**0.50 U**	ug/L	5.0	0.50	1		11/26/16 13:38	74-83-9	
2-Butanone (MEK)	**5.0 U**	ug/L	10.0	5.0	1		11/26/16 13:38	78-93-3	
Carbon disulfide	**5.0 U**	ug/L	10.0	5.0	1		11/26/16 13:38	75-15-0	
Carbon tetrachloride	**0.50 U**	ug/L	1.0	0.50	1		11/26/16 13:38	56-23-5	
Chlorobenzene	**0.50 U**	ug/L	1.0	0.50	1		11/26/16 13:38	108-90-7	
Chloroethane	**0.50 U**	ug/L	10.0	0.50	1		11/26/16 13:38	75-00-3	
Chloroform	**0.50 U**	ug/L	1.0	0.50	1		11/26/16 13:38	67-66-3	
Chloromethane	**0.62 U**	ug/L	1.0	0.62	1		11/26/16 13:38	74-87-3	
Dibromochloromethane	**0.26 U**	ug/L	0.50	0.26	1		11/26/16 13:38	124-48-1	
Dibromomethane	**0.50 U**	ug/L	1.0	0.50	1		11/26/16 13:38	74-95-3	
1,2-Dichlorobenzene	**0.50 U**	ug/L	1.0	0.50	1		11/26/16 13:38	95-50-1	
1,4-Dichlorobenzene	**0.50 U**	ug/L	1.0	0.50	1		11/26/16 13:38	106-46-7	
trans-1,4-Dichloro-2-butene	**5.0 U**	ug/L	10.0	5.0	1		11/26/16 13:38	110-57-6	
1,1-Dichloroethane	**0.50 U**	ug/L	1.0	0.50	1		11/26/16 13:38	75-34-3	
1,2-Dichloroethane	**0.50 U**	ug/L	1.0	0.50	1		11/26/16 13:38	107-06-2	
1,1-Dichloroethene	**0.50 U**	ug/L	1.0	0.50	1		11/26/16 13:38	75-35-4	
cis-1,2-Dichloroethene	**0.50 U**	ug/L	1.0	0.50	1		11/26/16 13:38	156-59-2	
trans-1,2-Dichloroethene	**0.50 U**	ug/L	1.0	0.50	1		11/26/16 13:38	156-60-5	
1,2-Dichloropropane	**0.50 U**	ug/L	1.0	0.50	1		11/26/16 13:38	78-87-5	
cis-1,3-Dichloropropene	**0.25 U**	ug/L	0.50	0.25	1		11/26/16 13:38	10061-01-5	
trans-1,3-Dichloropropene	**0.25 U**	ug/L	0.50	0.25	1		11/26/16 13:38	10061-02-6	
Ethylbenzene	**0.50 U**	ug/L	1.0	0.50	1		11/26/16 13:38	100-41-4	
2-Hexanone	**5.0 U**	ug/L	10.0	5.0	1		11/26/16 13:38	591-78-6	
Iodomethane	**0.50 U**	ug/L	10.0	0.50	1		11/26/16 13:38	74-88-4	
Methylene Chloride	**2.5 U**	ug/L	5.0	2.5	1		11/26/16 13:38	75-09-2	
4-Methyl-2-pentanone (MIBK)	**5.0 U**	ug/L	10.0	5.0	1		11/26/16 13:38	108-10-1	
Styrene	**0.50 U**	ug/L	1.0	0.50	1		11/26/16 13:38	100-42-5	
1,1,1,2-Tetrachloroethane	**0.50 U**	ug/L	1.0	0.50	1		11/26/16 13:38	630-20-6	
1,1,2,2-Tetrachloroethane	**0.12 U**	ug/L	0.50	0.12	1		11/26/16 13:38	79-34-5	
Tetrachloroethene	**0.50 U**	ug/L	1.0	0.50	1		11/26/16 13:38	127-18-4	
Toluene	**0.50 U**	ug/L	1.0	0.50	1		11/26/16 13:38	108-88-3	
1,1,1-Trichloroethane	**0.50 U**	ug/L	1.0	0.50	1		11/26/16 13:38	71-55-6	
1,1,2-Trichloroethane	**0.50 U**	ug/L	1.0	0.50	1		11/26/16 13:38	79-00-5	
Trichloroethene	**0.50 U**	ug/L	1.0	0.50	1		11/26/16 13:38	79-01-6	
Trichlorofluoromethane	**0.50 U**	ug/L	1.0	0.50	1		11/26/16 13:38	75-69-4	
1,2,3-Trichloropropane	**0.59 U**	ug/L	1.0	0.59	1		11/26/16 13:38	96-18-4	
Vinyl acetate	**1.0 U**	ug/L	2.0	1.0	1		11/26/16 13:38	108-05-4	
Vinyl chloride	**0.50 U**	ug/L	1.0	0.50	1		11/26/16 13:38	75-01-4	
Xylene (Total)	**1.5 U**	ug/L	3.0	1.5	1		11/26/16 13:38	1330-20-7	
Surrogates									
4-Bromofluorobenzene (S)	99	%	89-111		1		11/26/16 13:38	460-00-4	
1,2-Dichloroethane-d4 (S)	101	%	75-135		1		11/26/16 13:38	17060-07-0	
Toluene-d8 (S)	105	%	89-112		1		11/26/16 13:38	2037-26-5	

REPORT OF LABORATORY ANALYSIS

This report shall not be reproduced, except in full,
without the written consent of Pace Analytical Services, LLC.

Pace Analytical Services, LLC
8 East Tower Circle
Ormond Beach, FL 32174
(386)672-5668

ANALYTICAL RESULTS

Project: Tomoka Semi-annual MWs
Pace Project No.: 35277966

Sample: B63-1 Dup **Lab ID: 35277966003** Collected: 11/17/16 10:05 Received: 11/17/16 17:35 Matrix: Water

Parameters	Results	Units	PQL	MDL	DF	Prepared	Analyzed	CAS No.	Qual
2540C Total Dissolved Solids	Analytical Method: SM 2540C								
Total Dissolved Solids	**306**	mg/L	5.0	5.0	1		11/23/16 12:03		
300.0 IC Anions 28 Days	Analytical Method: EPA 300.0								
Chloride	**40.5**	mg/L	5.0	2.5	1		11/23/16 13:18	16887-00-6	
350.1 Ammonia	Analytical Method: EPA 350.1								
Nitrogen, Ammonia	**0.10**	mg/L	0.050	0.020	1		12/03/16 12:29	7664-41-7	
353.2 Nitrogen, NO2/NO3 unpres	Analytical Method: EPA 353.2								
Nitrogen, Nitrate	**0.012 I**	mg/L	0.040	0.010	1		11/19/16 07:33		

REPORT OF LABORATORY ANALYSIS

This report shall not be reproduced, except in full,
without the written consent of Pace Analytical Services, LLC.

Pace Analytical Services, LLC
8 East Tower Circle
Ormond Beach, FL 32174
(386)672-5668

ANALYTICAL RESULTS

Project: Tomoka Semi-annual MWs
Pace Project No.: 35277966

Sample: B63-2 **Lab ID: 35277966004** Collected: 11/17/16 10:25 Received: 11/17/16 17:35 Matrix: Water

Parameters	Results	Units	PQL	MDL	DF	Prepared	Analyzed	CAS No.	Qual
Field Data	Analytical Method:								
Field pH	**6.63**	Std. Units			1		11/17/16 10:25		
Field Temperature	**23.5**	deg C			1		11/17/16 10:25		
Appearance	**Color: yellow, Sheen: none**				1		11/17/16 10:25		
Field Specific Conductance	**704**	umhos/cm			1		11/17/16 10:25		
Oxygen, Dissolved	**0.05**	mg/L			1		11/17/16 10:25	7782-44-7	
REDOX	**-79.3**	mV			1		11/17/16 10:25		
Turbidity	**2.49**	NTU			1		11/17/16 10:25		
Water Level(NGVD)	**28.13**	feet			1		11/17/16 10:25		
8011 GCS EDB and DBCP	Analytical Method: EPA 8011 Preparation Method: EPA 8011								
1,2-Dibromo-3-chloropropane	**0.0049 U**	ug/L	0.020	0.0049	1	11/21/16 17:40	11/22/16 02:18	96-12-8	
1,2-Dibromoethane (EDB)	**0.0075 U**	ug/L	0.010	0.0075	1	11/21/16 17:40	11/22/16 02:18	106-93-4	
6010 MET ICP	Analytical Method: EPA 6010 Preparation Method: EPA 3010								
Arsenic	**5.0 U**	ug/L	10.0	5.0	1	11/26/16 20:34	12/01/16 21:24	7440-38-2	
Barium	**46.9**	ug/L	10.0	5.0	1	11/26/16 20:34	12/01/16 21:24	7440-39-3	
Beryllium	**0.50 U**	ug/L	1.0	0.50	1	11/26/16 20:34	12/01/16 21:24	7440-41-7	
Cadmium	**0.50 U**	ug/L	1.0	0.50	1	11/26/16 20:34	12/01/16 21:24	7440-43-9	
Chromium	**2.5 U**	ug/L	5.0	2.5	1	11/26/16 20:34	12/01/16 21:24	7440-47-3	
Cobalt	**5.0 U**	ug/L	10.0	5.0	1	11/26/16 20:34	12/01/16 21:24	7440-48-4	
Copper	**2.5 U**	ug/L	5.0	2.5	1	11/26/16 20:34	12/01/16 21:24	7440-50-8	
Iron	**8700**	ug/L	40.0	20.0	1	11/26/16 20:34	12/01/16 21:24	7439-89-6	
Lead	**5.0 U**	ug/L	10.0	5.0	1	11/26/16 20:34	12/01/16 21:24	7439-92-1	
Nickel	**2.5 U**	ug/L	5.0	2.5	1	11/26/16 20:34	12/01/16 21:24	7440-02-0	
Selenium	**7.5 U**	ug/L	15.0	7.5	1	11/26/16 20:34	12/01/16 21:24	7782-49-2	
Silver	**2.5 U**	ug/L	5.0	2.5	1	11/26/16 20:34	12/01/16 21:24	7440-22-4	
Sodium	**33.0**	mg/L	1.0	0.50	1	11/26/16 20:34	12/01/16 21:24	7440-23-5	
Vanadium	**5.0 U**	ug/L	10.0	5.0	1	11/26/16 20:34	12/01/16 21:24	7440-62-2	
Zinc	**10.0 U**	ug/L	20.0	10.0	1	11/26/16 20:34	12/01/16 21:24	7440-66-6	
6020 MET ICPMS	Analytical Method: EPA 6020 Preparation Method: EPA 3010								
Antimony	**0.50 U**	ug/L	1.0	0.50	1	11/26/16 20:34	11/30/16 15:22	7440-36-0	
Thallium	**0.50 U**	ug/L	1.0	0.50	1	11/26/16 20:34	11/30/16 15:22	7440-28-0	
7470 Mercury	Analytical Method: EPA 7470 Preparation Method: EPA 7470								
Mercury	**0.10 U**	ug/L	0.20	0.10	1	11/28/16 19:58	11/29/16 18:17	7439-97-6	
8260 MSV	Analytical Method: EPA 8260								
Acetone	**10.0 U**	ug/L	20.0	10.0	1		11/26/16 14:04	67-64-1	
Acrylonitrile	**5.0 U**	ug/L	10.0	5.0	1		11/26/16 14:04	107-13-1	
Benzene	**0.10 U**	ug/L	1.0	0.10	1		11/26/16 14:04	71-43-2	
Bromochloromethane	**0.50 U**	ug/L	1.0	0.50	1		11/26/16 14:04	74-97-5	
Bromodichloromethane	**0.27 U**	ug/L	0.60	0.27	1		11/26/16 14:04	75-27-4	

REPORT OF LABORATORY ANALYSIS

This report shall not be reproduced, except in full,
without the written consent of Pace Analytical Services, LLC.

Pace Analytical Services, LLC
8 East Tower Circle
Ormond Beach, FL 32174
(386)672-5668

ANALYTICAL RESULTS

Project: Tomoka Semi-annual MWs
Pace Project No.: 35277966

Sample: B63-2 **Lab ID: 35277966004** Collected: 11/17/16 10:25 Received: 11/17/16 17:35 Matrix: Water

Parameters	Results	Units	PQL	MDL	DF	Prepared	Analyzed	CAS No.	Qual
8260 MSV	Analytical Method: EPA 8260								
Bromoform	**0.50 U**	ug/L	1.0	0.50	1		11/26/16 14:04	75-25-2	
Bromomethane	**0.50 U**	ug/L	5.0	0.50	1		11/26/16 14:04	74-83-9	
2-Butanone (MEK)	**5.0 U**	ug/L	10.0	5.0	1		11/26/16 14:04	78-93-3	
Carbon disulfide	**5.0 U**	ug/L	10.0	5.0	1		11/26/16 14:04	75-15-0	
Carbon tetrachloride	**0.50 U**	ug/L	1.0	0.50	1		11/26/16 14:04	56-23-5	
Chlorobenzene	**0.50 U**	ug/L	1.0	0.50	1		11/26/16 14:04	108-90-7	
Chloroethane	**0.50 U**	ug/L	10.0	0.50	1		11/26/16 14:04	75-00-3	
Chloroform	**0.50 U**	ug/L	1.0	0.50	1		11/26/16 14:04	67-66-3	
Chloromethane	**0.62 U**	ug/L	1.0	0.62	1		11/26/16 14:04	74-87-3	
Dibromochloromethane	**0.26 U**	ug/L	0.50	0.26	1		11/26/16 14:04	124-48-1	
Dibromomethane	**0.50 U**	ug/L	1.0	0.50	1		11/26/16 14:04	74-95-3	
1,2-Dichlorobenzene	**0.50 U**	ug/L	1.0	0.50	1		11/26/16 14:04	95-50-1	
1,4-Dichlorobenzene	**0.50 U**	ug/L	1.0	0.50	1		11/26/16 14:04	106-46-7	
trans-1,4-Dichloro-2-butene	**5.0 U**	ug/L	10.0	5.0	1		11/26/16 14:04	110-57-6	
1,1-Dichloroethane	**0.50 U**	ug/L	1.0	0.50	1		11/26/16 14:04	75-34-3	
1,2-Dichloroethane	**0.50 U**	ug/L	1.0	0.50	1		11/26/16 14:04	107-06-2	
1,1-Dichloroethene	**0.50 U**	ug/L	1.0	0.50	1		11/26/16 14:04	75-35-4	
cis-1,2-Dichloroethene	**0.50 U**	ug/L	1.0	0.50	1		11/26/16 14:04	156-59-2	
trans-1,2-Dichloroethene	**0.50 U**	ug/L	1.0	0.50	1		11/26/16 14:04	156-60-5	
1,2-Dichloropropane	**0.50 U**	ug/L	1.0	0.50	1		11/26/16 14:04	78-87-5	
cis-1,3-Dichloropropene	**0.25 U**	ug/L	0.50	0.25	1		11/26/16 14:04	10061-01-5	
trans-1,3-Dichloropropene	**0.25 U**	ug/L	0.50	0.25	1		11/26/16 14:04	10061-02-6	
Ethylbenzene	**0.50 U**	ug/L	1.0	0.50	1		11/26/16 14:04	100-41-4	
2-Hexanone	**5.0 U**	ug/L	10.0	5.0	1		11/26/16 14:04	591-78-6	
Iodomethane	**0.50 U**	ug/L	10.0	0.50	1		11/26/16 14:04	74-88-4	
Methylene Chloride	**2.5 U**	ug/L	5.0	2.5	1		11/26/16 14:04	75-09-2	
4-Methyl-2-pentanone (MIBK)	**5.0 U**	ug/L	10.0	5.0	1		11/26/16 14:04	108-10-1	
Styrene	**0.50 U**	ug/L	1.0	0.50	1		11/26/16 14:04	100-42-5	
1,1,1,2-Tetrachloroethane	**0.50 U**	ug/L	1.0	0.50	1		11/26/16 14:04	630-20-6	
1,1,2,2-Tetrachloroethane	**0.12 U**	ug/L	0.50	0.12	1		11/26/16 14:04	79-34-5	
Tetrachloroethene	**0.50 U**	ug/L	1.0	0.50	1		11/26/16 14:04	127-18-4	
Toluene	**0.50 U**	ug/L	1.0	0.50	1		11/26/16 14:04	108-88-3	
1,1,1-Trichloroethane	**0.50 U**	ug/L	1.0	0.50	1		11/26/16 14:04	71-55-6	
1,1,2-Trichloroethane	**0.50 U**	ug/L	1.0	0.50	1		11/26/16 14:04	79-00-5	
Trichloroethene	**0.50 U**	ug/L	1.0	0.50	1		11/26/16 14:04	79-01-6	
Trichlorofluoromethane	**0.50 U**	ug/L	1.0	0.50	1		11/26/16 14:04	75-69-4	
1,2,3-Trichloropropane	**0.59 U**	ug/L	1.0	0.59	1		11/26/16 14:04	96-18-4	
Vinyl acetate	**1.0 U**	ug/L	2.0	1.0	1		11/26/16 14:04	108-05-4	
Vinyl chloride	**0.50 U**	ug/L	1.0	0.50	1		11/26/16 14:04	75-01-4	
Xylene (Total)	**1.5 U**	ug/L	3.0	1.5	1		11/26/16 14:04	1330-20-7	
Surrogates									
4-Bromofluorobenzene (S)	100	%	89-111		1		11/26/16 14:04	460-00-4	
1,2-Dichloroethane-d4 (S)	101	%	75-135		1		11/26/16 14:04	17060-07-0	
Toluene-d8 (S)	103	%	89-112		1		11/26/16 14:04	2037-26-5	

REPORT OF LABORATORY ANALYSIS

This report shall not be reproduced, except in full,
without the written consent of Pace Analytical Services, LLC.

Pace Analytical Services, LLC
8 East Tower Circle
Ormond Beach, FL 32174
(386)672-5668

ANALYTICAL RESULTS

Project: Tomoka Semi-annual MWs
Pace Project No.: 35277966

Sample: B63-2 **Lab ID: 35277966004** Collected: 11/17/16 10:25 Received: 11/17/16 17:35 Matrix: Water

Parameters	Results	Units	PQL	MDL	DF	Prepared	Analyzed	CAS No.	Qual
2540C Total Dissolved Solids	Analytical Method: SM 2540C								
Total Dissolved Solids	**422**	mg/L	5.0	5.0	1		11/23/16 12:03		
300.0 IC Anions 28 Days	Analytical Method: EPA 300.0								
Chloride	**39.2**	mg/L	5.0	2.5	1		11/23/16 13:39	16887-00-6	
350.1 Ammonia	Analytical Method: EPA 350.1								
Nitrogen, Ammonia	**0.21**	mg/L	0.050	0.020	1		12/03/16 12:31	7664-41-7	
353.2 Nitrogen, NO2/NO3 unpres	Analytical Method: EPA 353.2								
Nitrogen, Nitrate	**0.022 I**	mg/L	0.040	0.010	1		11/19/16 07:36		

REPORT OF LABORATORY ANALYSIS

This report shall not be reproduced, except in full,
without the written consent of Pace Analytical Services, LLC.

Pace Analytical Services, LLC
8 East Tower Circle
Ormond Beach, FL 32174
(386)672-5668

ANALYTICAL RESULTS

Project: Tomoka Semi-annual MWs
Pace Project No.: 35277966

Sample: B35-1 **Lab ID: 35277966005** Collected: 11/17/16 11:58 Received: 11/17/16 17:35 Matrix: Water

Parameters	Results	Units	PQL	MDL	DF	Prepared	Analyzed	CAS No.	Qual
Field Data	Analytical Method:								
Field pH	**5.81**	Std. Units			1		11/17/16 11:58		
Field Temperature	**22.4**	deg C			1		11/17/16 11:58		
Appearance	**Color: yellow, Sheen: none**				1		11/17/16 11:58		
Field Specific Conductance	**338**	umhos/cm			1		11/17/16 11:58		
Oxygen, Dissolved	**0.05**	mg/L			1		11/17/16 11:58	7782-44-7	
REDOX	**30.8**	mV			1		11/17/16 11:58		
Turbidity	**1.59**	NTU			1		11/17/16 11:58		
Water Level(NGVD)	**28.21**	feet			1		11/17/16 11:58		
8011 GCS EDB and DBCP	Analytical Method: EPA 8011 Preparation Method: EPA 8011								
1,2-Dibromo-3-chloropropane	**0.0047 U**	ug/L	0.019	0.0047	1	11/21/16 17:40	11/22/16 03:03	96-12-8	
1,2-Dibromoethane (EDB)	**0.0071 U**	ug/L	0.0095	0.0071	1	11/21/16 17:40	11/22/16 03:03	106-93-4	
6010 MET ICP	Analytical Method: EPA 6010 Preparation Method: EPA 3010								
Arsenic	**5.0 U**	ug/L	10.0	5.0	1	11/26/16 20:34	12/01/16 21:28	7440-38-2	
Barium	**87.8**	ug/L	10.0	5.0	1	11/26/16 20:34	12/01/16 21:28	7440-39-3	
Beryllium	**0.50 U**	ug/L	1.0	0.50	1	11/26/16 20:34	12/01/16 21:28	7440-41-7	
Cadmium	**0.50 U**	ug/L	1.0	0.50	1	11/26/16 20:34	12/01/16 21:28	7440-43-9	
Chromium	**2.5 U**	ug/L	5.0	2.5	1	11/26/16 20:34	12/01/16 21:28	7440-47-3	
Cobalt	**5.0 U**	ug/L	10.0	5.0	1	11/26/16 20:34	12/01/16 21:28	7440-48-4	
Copper	**2.5 U**	ug/L	5.0	2.5	1	11/26/16 20:34	12/01/16 21:28	7440-50-8	
Iron	**8930**	ug/L	40.0	20.0	1	11/26/16 20:34	12/01/16 21:28	7439-89-6	
Lead	**5.0 U**	ug/L	10.0	5.0	1	11/26/16 20:34	12/01/16 21:28	7439-92-1	
Nickel	**2.5 U**	ug/L	5.0	2.5	1	11/26/16 20:34	12/01/16 21:28	7440-02-0	
Selenium	**7.5 U**	ug/L	15.0	7.5	1	11/26/16 20:34	12/01/16 21:28	7782-49-2	
Silver	**2.5 U**	ug/L	5.0	2.5	1	11/26/16 20:34	12/01/16 21:28	7440-22-4	
Sodium	**29.0**	mg/L	1.0	0.50	1	11/26/16 20:34	12/01/16 21:28	7440-23-5	
Vanadium	**5.0 U**	ug/L	10.0	5.0	1	11/26/16 20:34	12/01/16 21:28	7440-62-2	
Zinc	**10.0 U**	ug/L	20.0	10.0	1	11/26/16 20:34	12/01/16 21:28	7440-66-6	
6020 MET ICPMS	Analytical Method: EPA 6020 Preparation Method: EPA 3010								
Antimony	**0.50 U**	ug/L	1.0	0.50	1	11/26/16 20:34	11/30/16 15:29	7440-36-0	
Thallium	**0.50 U**	ug/L	1.0	0.50	1	11/26/16 20:34	11/30/16 15:29	7440-28-0	
7470 Mercury	Analytical Method: EPA 7470 Preparation Method: EPA 7470								
Mercury	**0.10 U**	ug/L	0.20	0.10	1	11/28/16 19:58	11/29/16 18:19	7439-97-6	
8260 MSV	Analytical Method: EPA 8260								
Acetone	**10.0 U**	ug/L	20.0	10.0	1		11/26/16 14:30	67-64-1	
Acrylonitrile	**5.0 U**	ug/L	10.0	5.0	1		11/26/16 14:30	107-13-1	
Benzene	**0.10 U**	ug/L	1.0	0.10	1		11/26/16 14:30	71-43-2	
Bromochloromethane	**0.50 U**	ug/L	1.0	0.50	1		11/26/16 14:30	74-97-5	
Bromodichloromethane	**0.27 U**	ug/L	0.60	0.27	1		11/26/16 14:30	75-27-4	

REPORT OF LABORATORY ANALYSIS

This report shall not be reproduced, except in full,
without the written consent of Pace Analytical Services, LLC.

Pace Analytical Services, LLC
8 East Tower Circle
Ormond Beach, FL 32174
(386)672-5668

ANALYTICAL RESULTS

Project: Tomoka Semi-annual MWs
Pace Project No.: 35277966

Sample: B35-1 **Lab ID: 35277966005** Collected: 11/17/16 11:58 Received: 11/17/16 17:35 Matrix: Water

Parameters	Results	Units	PQL	MDL	DF	Prepared	Analyzed	CAS No.	Qual
8260 MSV	Analytical Method: EPA 8260								
Bromoform	**0.50 U**	ug/L	1.0	0.50	1		11/26/16 14:30	75-25-2	
Bromomethane	**0.50 U**	ug/L	5.0	0.50	1		11/26/16 14:30	74-83-9	
2-Butanone (MEK)	**5.0 U**	ug/L	10.0	5.0	1		11/26/16 14:30	78-93-3	
Carbon disulfide	**5.0 U**	ug/L	10.0	5.0	1		11/26/16 14:30	75-15-0	
Carbon tetrachloride	**0.50 U**	ug/L	1.0	0.50	1		11/26/16 14:30	56-23-5	
Chlorobenzene	**0.50 U**	ug/L	1.0	0.50	1		11/26/16 14:30	108-90-7	
Chloroethane	**0.50 U**	ug/L	10.0	0.50	1		11/26/16 14:30	75-00-3	
Chloroform	**0.50 U**	ug/L	1.0	0.50	1		11/26/16 14:30	67-66-3	
Chloromethane	**0.62 U**	ug/L	1.0	0.62	1		11/26/16 14:30	74-87-3	
Dibromochloromethane	**0.26 U**	ug/L	0.50	0.26	1		11/26/16 14:30	124-48-1	
Dibromomethane	**0.50 U**	ug/L	1.0	0.50	1		11/26/16 14:30	74-95-3	
1,2-Dichlorobenzene	**0.50 U**	ug/L	1.0	0.50	1		11/26/16 14:30	95-50-1	
1,4-Dichlorobenzene	**0.50 U**	ug/L	1.0	0.50	1		11/26/16 14:30	106-46-7	
trans-1,4-Dichloro-2-butene	**5.0 U**	ug/L	10.0	5.0	1		11/26/16 14:30	110-57-6	
1,1-Dichloroethane	**0.50 U**	ug/L	1.0	0.50	1		11/26/16 14:30	75-34-3	
1,2-Dichloroethane	**0.50 U**	ug/L	1.0	0.50	1		11/26/16 14:30	107-06-2	
1,1-Dichloroethene	**0.50 U**	ug/L	1.0	0.50	1		11/26/16 14:30	75-35-4	
cis-1,2-Dichloroethene	**0.50 U**	ug/L	1.0	0.50	1		11/26/16 14:30	156-59-2	
trans-1,2-Dichloroethene	**0.50 U**	ug/L	1.0	0.50	1		11/26/16 14:30	156-60-5	
1,2-Dichloropropane	**0.50 U**	ug/L	1.0	0.50	1		11/26/16 14:30	78-87-5	
cis-1,3-Dichloropropene	**0.25 U**	ug/L	0.50	0.25	1		11/26/16 14:30	10061-01-5	
trans-1,3-Dichloropropene	**0.25 U**	ug/L	0.50	0.25	1		11/26/16 14:30	10061-02-6	
Ethylbenzene	**0.50 U**	ug/L	1.0	0.50	1		11/26/16 14:30	100-41-4	
2-Hexanone	**5.0 U**	ug/L	10.0	5.0	1		11/26/16 14:30	591-78-6	
Iodomethane	**0.50 U**	ug/L	10.0	0.50	1		11/26/16 14:30	74-88-4	
Methylene Chloride	**2.5 U**	ug/L	5.0	2.5	1		11/26/16 14:30	75-09-2	
4-Methyl-2-pentanone (MIBK)	**5.0 U**	ug/L	10.0	5.0	1		11/26/16 14:30	108-10-1	
Styrene	**0.50 U**	ug/L	1.0	0.50	1		11/26/16 14:30	100-42-5	
1,1,1,2-Tetrachloroethane	**0.50 U**	ug/L	1.0	0.50	1		11/26/16 14:30	630-20-6	
1,1,2,2-Tetrachloroethane	**0.12 U**	ug/L	0.50	0.12	1		11/26/16 14:30	79-34-5	
Tetrachloroethene	**0.50 U**	ug/L	1.0	0.50	1		11/26/16 14:30	127-18-4	
Toluene	**0.50 U**	ug/L	1.0	0.50	1		11/26/16 14:30	108-88-3	
1,1,1-Trichloroethane	**0.50 U**	ug/L	1.0	0.50	1		11/26/16 14:30	71-55-6	
1,1,2-Trichloroethane	**0.50 U**	ug/L	1.0	0.50	1		11/26/16 14:30	79-00-5	
Trichloroethene	**0.50 U**	ug/L	1.0	0.50	1		11/26/16 14:30	79-01-6	
Trichlorofluoromethane	**0.50 U**	ug/L	1.0	0.50	1		11/26/16 14:30	75-69-4	
1,2,3-Trichloropropane	**0.59 U**	ug/L	1.0	0.59	1		11/26/16 14:30	96-18-4	
Vinyl acetate	**1.0 U**	ug/L	2.0	1.0	1		11/26/16 14:30	108-05-4	
Vinyl chloride	**0.50 U**	ug/L	1.0	0.50	1		11/26/16 14:30	75-01-4	
Xylene (Total)	**1.5 U**	ug/L	3.0	1.5	1		11/26/16 14:30	1330-20-7	
Surrogates									
4-Bromofluorobenzene (S)	101	%	89-111		1		11/26/16 14:30	460-00-4	
1,2-Dichloroethane-d4 (S)	103	%	75-135		1		11/26/16 14:30	17060-07-0	
Toluene-d8 (S)	105	%	89-112		1		11/26/16 14:30	2037-26-5	

REPORT OF LABORATORY ANALYSIS

This report shall not be reproduced, except in full,
without the written consent of Pace Analytical Services, LLC.

Pace Analytical Services, LLC
8 East Tower Circle
Ormond Beach, FL 32174
(386)672-5668

ANALYTICAL RESULTS

Project: Tomoka Semi-annual MWs
Pace Project No.: 35277966

Sample: B35-1 **Lab ID: 35277966005** Collected: 11/17/16 11:58 Received: 11/17/16 17:35 Matrix: Water

Parameters	Results	Units	PQL	MDL	DF	Prepared	Analyzed	CAS No.	Qual
2540C Total Dissolved Solids	Analytical Method: SM 2540C								
Total Dissolved Solids	**204**	mg/L	5.0	5.0	1		11/23/16 12:03		
300.0 IC Anions 28 Days	Analytical Method: EPA 300.0								
Chloride	**55.9**	mg/L	5.0	2.5	1		11/23/16 14:01	16887-00-6	
350.1 Ammonia	Analytical Method: EPA 350.1								
Nitrogen, Ammonia	**0.15**	mg/L	0.050	0.020	1		12/03/16 12:32	7664-41-7	
353.2 Nitrogen, NO2/NO3 unpres	Analytical Method: EPA 353.2								
Nitrogen, Nitrate	**0.033 I**	mg/L	0.040	0.010	1		11/19/16 07:38		

REPORT OF LABORATORY ANALYSIS

This report shall not be reproduced, except in full,
without the written consent of Pace Analytical Services, LLC.

Pace Analytical Services, LLC
8 East Tower Circle
Ormond Beach, FL 32174
(386)672-5668

ANALYTICAL RESULTS

Project: Tomoka Semi-annual MWs
Pace Project No.: 35277966

Sample: B35-2 **Lab ID: 35277966006** Collected: 11/17/16 12:25 Received: 11/17/16 17:35 Matrix: Water

Parameters	Results	Units	PQL	MDL	DF	Prepared	Analyzed	CAS No.	Qual
Field Data	Analytical Method:								
Field pH	**5.55**	Std. Units			1		11/17/16 12:25		
Field Temperature	**22.9**	deg C			1		11/17/16 12:25		
Appearance	**Color: yellow, Sheen: none**				1		11/17/16 12:25		
Field Specific Conductance	**535**	umhos/cm			1		11/17/16 12:25		
Oxygen, Dissolved	**0.04**	mg/L			1		11/17/16 12:25	7782-44-7	
REDOX	**29.5**	mV			1		11/17/16 12:25		
Turbidity	**1.84**	NTU			1		11/17/16 12:25		
Water Level(NGVD)	**28.34**	feet			1		11/17/16 12:25		
8011 GCS EDB and DBCP	Analytical Method: EPA 8011 Preparation Method: EPA 8011								
1,2-Dibromo-3-chloropropane	**0.0048 U**	ug/L	0.019	0.0048	1	11/21/16 17:40	11/22/16 03:18	96-12-8	
1,2-Dibromoethane (EDB)	**0.0073 U**	ug/L	0.0097	0.0073	1	11/21/16 17:40	11/22/16 03:18	106-93-4	
6010 MET ICP	Analytical Method: EPA 6010 Preparation Method: EPA 3010								
Arsenic	**5.0 U**	ug/L	10.0	5.0	1	11/26/16 20:34	12/01/16 21:32	7440-38-2	
Barium	**85.0**	ug/L	10.0	5.0	1	11/26/16 20:34	12/01/16 21:32	7440-39-3	
Beryllium	**0.50 U**	ug/L	1.0	0.50	1	11/26/16 20:34	12/01/16 21:32	7440-41-7	
Cadmium	**0.50 U**	ug/L	1.0	0.50	1	11/26/16 20:34	12/01/16 21:32	7440-43-9	
Chromium	**5.0 I**	ug/L	5.0	2.5	1	11/26/16 20:34	12/01/16 21:32	7440-47-3	
Cobalt	**5.0 U**	ug/L	10.0	5.0	1	11/26/16 20:34	12/01/16 21:32	7440-48-4	
Copper	**2.5 U**	ug/L	5.0	2.5	1	11/26/16 20:34	12/01/16 21:32	7440-50-8	
Iron	**10000**	ug/L	40.0	20.0	1	11/26/16 20:34	12/01/16 21:32	7439-89-6	
Lead	**5.0 U**	ug/L	10.0	5.0	1	11/26/16 20:34	12/01/16 21:32	7439-92-1	
Nickel	**2.5 U**	ug/L	5.0	2.5	1	11/26/16 20:34	12/01/16 21:32	7440-02-0	
Selenium	**7.5 U**	ug/L	15.0	7.5	1	11/26/16 20:34	12/01/16 21:32	7782-49-2	
Silver	**2.5 U**	ug/L	5.0	2.5	1	11/26/16 20:34	12/01/16 21:32	7440-22-4	
Sodium	**79.3**	mg/L	1.0	0.50	1	11/26/16 20:34	12/01/16 21:32	7440-23-5	
Vanadium	**8.5 I**	ug/L	10.0	5.0	1	11/26/16 20:34	12/01/16 21:32	7440-62-2	
Zinc	**10.0 U**	ug/L	20.0	10.0	1	11/26/16 20:34	12/01/16 21:32	7440-66-6	
6020 MET ICPMS	Analytical Method: EPA 6020 Preparation Method: EPA 3010								
Antimony	**0.50 U**	ug/L	1.0	0.50	1	11/26/16 20:34	12/02/16 09:58	7440-36-0	
Thallium	**0.50 U**	ug/L	1.0	0.50	1	11/26/16 20:34	12/02/16 09:58	7440-28-0	
7470 Mercury	Analytical Method: EPA 7470 Preparation Method: EPA 7470								
Mercury	**0.10 U**	ug/L	0.20	0.10	1	11/28/16 19:58	11/29/16 18:21	7439-97-6	
8260 MSV	Analytical Method: EPA 8260								
Acetone	**10.0 U**	ug/L	20.0	10.0	1		11/26/16 14:55	67-64-1	
Acrylonitrile	**5.0 U**	ug/L	10.0	5.0	1		11/26/16 14:55	107-13-1	
Benzene	**0.10 U**	ug/L	1.0	0.10	1		11/26/16 14:55	71-43-2	
Bromochloromethane	**0.50 U**	ug/L	1.0	0.50	1		11/26/16 14:55	74-97-5	
Bromodichloromethane	**0.27 U**	ug/L	0.60	0.27	1		11/26/16 14:55	75-27-4	

REPORT OF LABORATORY ANALYSIS

This report shall not be reproduced, except in full,
without the written consent of Pace Analytical Services, LLC.

Pace Analytical Services, LLC
8 East Tower Circle
Ormond Beach, FL 32174
(386)672-5668

ANALYTICAL RESULTS

Project: Tomoka Semi-annual MWs
Pace Project No.: 35277966

Sample: B35-2 **Lab ID: 35277966006** Collected: 11/17/16 12:25 Received: 11/17/16 17:35 Matrix: Water

Parameters	Results	Units	PQL	MDL	DF	Prepared	Analyzed	CAS No.	Qual
8260 MSV	Analytical Method: EPA 8260								
Bromoform	**0.50 U**	ug/L	1.0	0.50	1		11/26/16 14:55	75-25-2	
Bromomethane	**0.50 U**	ug/L	5.0	0.50	1		11/26/16 14:55	74-83-9	
2-Butanone (MEK)	**5.0 U**	ug/L	10.0	5.0	1		11/26/16 14:55	78-93-3	
Carbon disulfide	**5.0 U**	ug/L	10.0	5.0	1		11/26/16 14:55	75-15-0	
Carbon tetrachloride	**0.50 U**	ug/L	1.0	0.50	1		11/26/16 14:55	56-23-5	
Chlorobenzene	**0.50 U**	ug/L	1.0	0.50	1		11/26/16 14:55	108-90-7	
Chloroethane	**0.50 U**	ug/L	10.0	0.50	1		11/26/16 14:55	75-00-3	
Chloroform	**0.50 U**	ug/L	1.0	0.50	1		11/26/16 14:55	67-66-3	
Chloromethane	**0.62 U**	ug/L	1.0	0.62	1		11/26/16 14:55	74-87-3	
Dibromochloromethane	**0.26 U**	ug/L	0.50	0.26	1		11/26/16 14:55	124-48-1	
Dibromomethane	**0.50 U**	ug/L	1.0	0.50	1		11/26/16 14:55	74-95-3	
1,2-Dichlorobenzene	**0.50 U**	ug/L	1.0	0.50	1		11/26/16 14:55	95-50-1	
1,4-Dichlorobenzene	**0.50 U**	ug/L	1.0	0.50	1		11/26/16 14:55	106-46-7	
trans-1,4-Dichloro-2-butene	**5.0 U**	ug/L	10.0	5.0	1		11/26/16 14:55	110-57-6	
1,1-Dichloroethane	**0.50 U**	ug/L	1.0	0.50	1		11/26/16 14:55	75-34-3	
1,2-Dichloroethane	**0.50 U**	ug/L	1.0	0.50	1		11/26/16 14:55	107-06-2	
1,1-Dichloroethene	**0.50 U**	ug/L	1.0	0.50	1		11/26/16 14:55	75-35-4	
cis-1,2-Dichloroethene	**0.50 U**	ug/L	1.0	0.50	1		11/26/16 14:55	156-59-2	
trans-1,2-Dichloroethene	**0.50 U**	ug/L	1.0	0.50	1		11/26/16 14:55	156-60-5	
1,2-Dichloropropane	**0.50 U**	ug/L	1.0	0.50	1		11/26/16 14:55	78-87-5	
cis-1,3-Dichloropropene	**0.25 U**	ug/L	0.50	0.25	1		11/26/16 14:55	10061-01-5	
trans-1,3-Dichloropropene	**0.25 U**	ug/L	0.50	0.25	1		11/26/16 14:55	10061-02-6	
Ethylbenzene	**0.50 U**	ug/L	1.0	0.50	1		11/26/16 14:55	100-41-4	
2-Hexanone	**5.0 U**	ug/L	10.0	5.0	1		11/26/16 14:55	591-78-6	
Iodomethane	**0.50 U**	ug/L	10.0	0.50	1		11/26/16 14:55	74-88-4	
Methylene Chloride	**2.5 U**	ug/L	5.0	2.5	1		11/26/16 14:55	75-09-2	
4-Methyl-2-pentanone (MIBK)	**5.0 U**	ug/L	10.0	5.0	1		11/26/16 14:55	108-10-1	
Styrene	**0.50 U**	ug/L	1.0	0.50	1		11/26/16 14:55	100-42-5	
1,1,1,2-Tetrachloroethane	**0.50 U**	ug/L	1.0	0.50	1		11/26/16 14:55	630-20-6	
1,1,2,2-Tetrachloroethane	**0.12 U**	ug/L	0.50	0.12	1		11/26/16 14:55	79-34-5	
Tetrachloroethene	**0.50 U**	ug/L	1.0	0.50	1		11/26/16 14:55	127-18-4	
Toluene	**0.50 U**	ug/L	1.0	0.50	1		11/26/16 14:55	108-88-3	
1,1,1-Trichloroethane	**0.50 U**	ug/L	1.0	0.50	1		11/26/16 14:55	71-55-6	
1,1,2-Trichloroethane	**0.50 U**	ug/L	1.0	0.50	1		11/26/16 14:55	79-00-5	
Trichloroethene	**0.50 U**	ug/L	1.0	0.50	1		11/26/16 14:55	79-01-6	
Trichlorofluoromethane	**0.50 U**	ug/L	1.0	0.50	1		11/26/16 14:55	75-69-4	
1,2,3-Trichloropropane	**0.59 U**	ug/L	1.0	0.59	1		11/26/16 14:55	96-18-4	
Vinyl acetate	**1.0 U**	ug/L	2.0	1.0	1		11/26/16 14:55	108-05-4	
Vinyl chloride	**0.50 U**	ug/L	1.0	0.50	1		11/26/16 14:55	75-01-4	
Xylene (Total)	**1.5 U**	ug/L	3.0	1.5	1		11/26/16 14:55	1330-20-7	
Surrogates									
4-Bromofluorobenzene (S)	99	%	89-111		1		11/26/16 14:55	460-00-4	
1,2-Dichloroethane-d4 (S)	102	%	75-135		1		11/26/16 14:55	17060-07-0	
Toluene-d8 (S)	107	%	89-112		1		11/26/16 14:55	2037-26-5	

REPORT OF LABORATORY ANALYSIS

This report shall not be reproduced, except in full,
without the written consent of Pace Analytical Services, LLC.

Pace Analytical Services, LLC
8 East Tower Circle
Ormond Beach, FL 32174
(386)672-5668

ANALYTICAL RESULTS

Project: Tomoka Semi-annual MWs
Pace Project No.: 35277966

Sample: B35-2 **Lab ID: 35277966006** Collected: 11/17/16 12:25 Received: 11/17/16 17:35 Matrix: Water

Parameters	Results	Units	PQL	MDL	DF	Prepared	Analyzed	CAS No.	Qual
2540C Total Dissolved Solids	Analytical Method: SM 2540C								
Total Dissolved Solids	**323**	mg/L	5.0	5.0	1		11/23/16 12:03		
300.0 IC Anions 28 Days	Analytical Method: EPA 300.0								
Chloride	**108**	mg/L	10.0	5.0	2		11/28/16 07:13	16887-00-6	
350.1 Ammonia	Analytical Method: EPA 350.1								
Nitrogen, Ammonia	**1.4**	mg/L	0.050	0.020	1		12/03/16 12:34	7664-41-7	
353.2 Nitrogen, NO2/NO3 unpres	Analytical Method: EPA 353.2								
Nitrogen, Nitrate	**0.033 I**	mg/L	0.040	0.010	1		11/19/16 07:39		

REPORT OF LABORATORY ANALYSIS

This report shall not be reproduced, except in full,
without the written consent of Pace Analytical Services, LLC.

Pace Analytical Services, LLC
8 East Tower Circle
Ormond Beach, FL 32174
(386)672-5668

ANALYTICAL RESULTS

Project: Tomoka Semi-annual MWs
Pace Project No.: 35277966

Sample: B40-2 **Lab ID: 35277966007** Collected: 11/17/16 14:05 Received: 11/17/16 17:35 Matrix: Water

Parameters	Results	Units	PQL	MDL	DF	Prepared	Analyzed	CAS No.	Qual
Field Data	Analytical Method:								
Field pH	**5.91**	Std. Units			1		11/17/16 14:05		
Field Temperature	**23.2**	deg C			1		11/17/16 14:05		
Appearance	**Color: yellow, Sheen: none**				1		11/17/16 14:05		
Field Specific Conductance	**764**	umhos/cm			1		11/17/16 14:05		
Oxygen, Dissolved	**0.09**	mg/L			1		11/17/16 14:05	7782-44-7	
REDOX	**71.2**	mV			1		11/17/16 14:05		
Turbidity	**7.72**	NTU			1		11/17/16 14:05		
Water Level(NGVD)	**23.27**	feet			1		11/17/16 14:05		
8011 GCS EDB and DBCP	Analytical Method: EPA 8011 Preparation Method: EPA 8011								
1,2-Dibromo-3-chloropropane	**0.0046 U**	ug/L	0.019	0.0046	1	11/21/16 17:40	11/22/16 03:49	96-12-8	
1,2-Dibromoethane (EDB)	**0.0071 U**	ug/L	0.0095	0.0071	1	11/21/16 17:40	11/22/16 03:49	106-93-4	
6010 MET ICP	Analytical Method: EPA 6010 Preparation Method: EPA 3010								
Arsenic	**5.0 U**	ug/L	10.0	5.0	1	11/26/16 20:34	12/01/16 21:36	7440-38-2	
Barium	**50.5**	ug/L	10.0	5.0	1	11/26/16 20:34	12/01/16 21:36	7440-39-3	
Beryllium	**0.50 U**	ug/L	1.0	0.50	1	11/26/16 20:34	12/01/16 21:36	7440-41-7	
Cadmium	**0.50 U**	ug/L	1.0	0.50	1	11/26/16 20:34	12/01/16 21:36	7440-43-9	
Chromium	**2.5 U**	ug/L	5.0	2.5	1	11/26/16 20:34	12/01/16 21:36	7440-47-3	
Cobalt	**5.0 U**	ug/L	10.0	5.0	1	11/26/16 20:34	12/01/16 21:36	7440-48-4	
Copper	**2.5 U**	ug/L	5.0	2.5	1	11/26/16 20:34	12/01/16 21:36	7440-50-8	
Iron	**1480**	ug/L	40.0	20.0	1	11/26/16 20:34	12/01/16 21:36	7439-89-6	
Lead	**5.0 U**	ug/L	10.0	5.0	1	11/26/16 20:34	12/01/16 21:36	7439-92-1	
Nickel	**2.5 U**	ug/L	5.0	2.5	1	11/26/16 20:34	12/01/16 21:36	7440-02-0	
Selenium	**7.5 U**	ug/L	15.0	7.5	1	11/26/16 20:34	12/01/16 21:36	7782-49-2	
Silver	**2.5 U**	ug/L	5.0	2.5	1	11/26/16 20:34	12/01/16 21:36	7440-22-4	
Sodium	**26.1**	mg/L	1.0	0.50	1	11/26/16 20:34	12/01/16 21:36	7440-23-5	
Vanadium	**7.4 I**	ug/L	10.0	5.0	1	11/26/16 20:34	12/01/16 21:36	7440-62-2	
Zinc	**10.0 U**	ug/L	20.0	10.0	1	11/26/16 20:34	12/01/16 21:36	7440-66-6	
6020 MET ICPMS	Analytical Method: EPA 6020 Preparation Method: EPA 3010								
Antimony	**0.50 U**	ug/L	1.0	0.50	1	11/26/16 20:34	11/30/16 15:34	7440-36-0	
Thallium	**0.50 U**	ug/L	1.0	0.50	1	11/26/16 20:34	11/30/16 15:34	7440-28-0	
7470 Mercury	Analytical Method: EPA 7470 Preparation Method: EPA 7470								
Mercury	**0.10 U**	ug/L	0.20	0.10	1	11/29/16 07:07	11/29/16 20:47	7439-97-6	
8260 MSV	Analytical Method: EPA 8260								
Acetone	**10.0 U**	ug/L	20.0	10.0	1		11/26/16 15:21	67-64-1	
Acrylonitrile	**5.0 U**	ug/L	10.0	5.0	1		11/26/16 15:21	107-13-1	
Benzene	**0.10 U**	ug/L	1.0	0.10	1		11/26/16 15:21	71-43-2	
Bromochloromethane	**0.50 U**	ug/L	1.0	0.50	1		11/26/16 15:21	74-97-5	
Bromodichloromethane	**0.27 U**	ug/L	0.60	0.27	1		11/26/16 15:21	75-27-4	

REPORT OF LABORATORY ANALYSIS

This report shall not be reproduced, except in full,
without the written consent of Pace Analytical Services, LLC.

Pace Analytical Services, LLC
8 East Tower Circle
Ormond Beach, FL 32174
(386)672-5668

ANALYTICAL RESULTS

Project: Tomoka Semi-annual MWs
Pace Project No.: 35277966

Sample: B40-2 **Lab ID: 35277966007** Collected: 11/17/16 14:05 Received: 11/17/16 17:35 Matrix: Water

Parameters	Results	Units	PQL	MDL	DF	Prepared	Analyzed	CAS No.	Qual
8260 MSV	Analytical Method: EPA 8260								
Bromoform	**0.50 U**	ug/L	1.0	0.50	1		11/26/16 15:21	75-25-2	
Bromomethane	**0.50 U**	ug/L	5.0	0.50	1		11/26/16 15:21	74-83-9	
2-Butanone (MEK)	**5.0 U**	ug/L	10.0	5.0	1		11/26/16 15:21	78-93-3	
Carbon disulfide	**5.0 U**	ug/L	10.0	5.0	1		11/26/16 15:21	75-15-0	
Carbon tetrachloride	**0.50 U**	ug/L	1.0	0.50	1		11/26/16 15:21	56-23-5	
Chlorobenzene	**0.50 U**	ug/L	1.0	0.50	1		11/26/16 15:21	108-90-7	
Chloroethane	**0.50 U**	ug/L	10.0	0.50	1		11/26/16 15:21	75-00-3	
Chloroform	**0.50 U**	ug/L	1.0	0.50	1		11/26/16 15:21	67-66-3	
Chloromethane	**0.62 U**	ug/L	1.0	0.62	1		11/26/16 15:21	74-87-3	
Dibromochloromethane	**0.26 U**	ug/L	0.50	0.26	1		11/26/16 15:21	124-48-1	
Dibromomethane	**0.50 U**	ug/L	1.0	0.50	1		11/26/16 15:21	74-95-3	
1,2-Dichlorobenzene	**0.50 U**	ug/L	1.0	0.50	1		11/26/16 15:21	95-50-1	
1,4-Dichlorobenzene	**0.50 U**	ug/L	1.0	0.50	1		11/26/16 15:21	106-46-7	
trans-1,4-Dichloro-2-butene	**5.0 U**	ug/L	10.0	5.0	1		11/26/16 15:21	110-57-6	
1,1-Dichloroethane	**0.50 U**	ug/L	1.0	0.50	1		11/26/16 15:21	75-34-3	
1,2-Dichloroethane	**0.50 U**	ug/L	1.0	0.50	1		11/26/16 15:21	107-06-2	
1,1-Dichloroethene	**0.50 U**	ug/L	1.0	0.50	1		11/26/16 15:21	75-35-4	
cis-1,2-Dichloroethene	**0.50 U**	ug/L	1.0	0.50	1		11/26/16 15:21	156-59-2	
trans-1,2-Dichloroethene	**0.50 U**	ug/L	1.0	0.50	1		11/26/16 15:21	156-60-5	
1,2-Dichloropropane	**0.50 U**	ug/L	1.0	0.50	1		11/26/16 15:21	78-87-5	
cis-1,3-Dichloropropene	**0.25 U**	ug/L	0.50	0.25	1		11/26/16 15:21	10061-01-5	
trans-1,3-Dichloropropene	**0.25 U**	ug/L	0.50	0.25	1		11/26/16 15:21	10061-02-6	
Ethylbenzene	**0.50 U**	ug/L	1.0	0.50	1		11/26/16 15:21	100-41-4	
2-Hexanone	**5.0 U**	ug/L	10.0	5.0	1		11/26/16 15:21	591-78-6	
Iodomethane	**0.50 U**	ug/L	10.0	0.50	1		11/26/16 15:21	74-88-4	
Methylene Chloride	**2.5 U**	ug/L	5.0	2.5	1		11/26/16 15:21	75-09-2	
4-Methyl-2-pentanone (MIBK)	**5.0 U**	ug/L	10.0	5.0	1		11/26/16 15:21	108-10-1	
Styrene	**0.50 U**	ug/L	1.0	0.50	1		11/26/16 15:21	100-42-5	
1,1,1,2-Tetrachloroethane	**0.50 U**	ug/L	1.0	0.50	1		11/26/16 15:21	630-20-6	
1,1,2,2-Tetrachloroethane	**0.12 U**	ug/L	0.50	0.12	1		11/26/16 15:21	79-34-5	
Tetrachloroethene	**0.50 U**	ug/L	1.0	0.50	1		11/26/16 15:21	127-18-4	
Toluene	**0.50 U**	ug/L	1.0	0.50	1		11/26/16 15:21	108-88-3	
1,1,1-Trichloroethane	**0.50 U**	ug/L	1.0	0.50	1		11/26/16 15:21	71-55-6	
1,1,2-Trichloroethane	**0.50 U**	ug/L	1.0	0.50	1		11/26/16 15:21	79-00-5	
Trichloroethene	**0.50 U**	ug/L	1.0	0.50	1		11/26/16 15:21	79-01-6	
Trichlorofluoromethane	**0.50 U**	ug/L	1.0	0.50	1		11/26/16 15:21	75-69-4	
1,2,3-Trichloropropane	**0.59 U**	ug/L	1.0	0.59	1		11/26/16 15:21	96-18-4	
Vinyl acetate	**1.0 U**	ug/L	2.0	1.0	1		11/26/16 15:21	108-05-4	
Vinyl chloride	**0.50 U**	ug/L	1.0	0.50	1		11/26/16 15:21	75-01-4	
Xylene (Total)	**1.5 U**	ug/L	3.0	1.5	1		11/26/16 15:21	1330-20-7	
Surrogates									
4-Bromofluorobenzene (S)	98	%	89-111		1		11/26/16 15:21	460-00-4	
1,2-Dichloroethane-d4 (S)	100	%	75-135		1		11/26/16 15:21	17060-07-0	
Toluene-d8 (S)	106	%	89-112		1		11/26/16 15:21	2037-26-5	

REPORT OF LABORATORY ANALYSIS

This report shall not be reproduced, except in full,
without the written consent of Pace Analytical Services, LLC.

Pace Analytical Services, LLC
8 East Tower Circle
Ormond Beach, FL 32174
(386)672-5668

ANALYTICAL RESULTS

Project: Tomoka Semi-annual MWs
Pace Project No.: 35277966

Sample: B40-2 **Lab ID: 35277966007** Collected: 11/17/16 14:05 Received: 11/17/16 17:35 Matrix: Water

Parameters	Results	Units	PQL	MDL	DF	Prepared	Analyzed	CAS No.	Qual
2540C Total Dissolved Solids	Analytical Method: SM 2540C								
Total Dissolved Solids	**533**	mg/L	5.0	5.0	1		11/23/16 12:04		
300.0 IC Anions 28 Days	Analytical Method: EPA 300.0								
Chloride	**33.4**	mg/L	5.0	2.5	1		11/23/16 14:44	16887-00-6	
350.1 Ammonia	Analytical Method: EPA 350.1								
Nitrogen, Ammonia	**0.38**	mg/L	0.050	0.020	1		12/03/16 12:36	7664-41-7	
353.2 Nitrogen, NO2/NO3 unpres	Analytical Method: EPA 353.2								
Nitrogen, Nitrate	**0.029 I**	mg/L	0.040	0.010	1		11/19/16 07:40		

REPORT OF LABORATORY ANALYSIS

This report shall not be reproduced, except in full,
without the written consent of Pace Analytical Services, LLC.

Pace Analytical Services, LLC
8 East Tower Circle
Ormond Beach, FL 32174
(386)672-5668

ANALYTICAL RESULTS

Project: Tomoka Semi-annual MWs
Pace Project No.: 35277966

Sample: B65 **Lab ID: 35277966008** Collected: 11/17/16 14:51 Received: 11/17/16 17:35 Matrix: Water

Parameters	Results	Units	PQL	MDL	DF	Prepared	Analyzed	CAS No.	Qual
Field Data	Analytical Method:								
Field pH	**5.94**	Std. Units			1		11/17/16 14:51		
Field Temperature	**22.4**	deg C			1		11/17/16 14:51		
Appearance	**Color: yellow, Sheen: none**				1		11/17/16 14:51		
Field Specific Conductance	**546**	umhos/cm			1		11/17/16 14:51		
Oxygen, Dissolved	**0.06**	mg/L			1		11/17/16 14:51	7782-44-7	
REDOX	**38.0**	mV			1		11/17/16 14:51		
Turbidity	**3.75**	NTU			1		11/17/16 14:51		
Water Level(NGVD)	**23.32**	feet			1		11/17/16 14:51		
8011 GCS EDB and DBCP	Analytical Method: EPA 8011 Preparation Method: EPA 8011								
1,2-Dibromo-3-chloropropane	**0.0048 U**	ug/L	0.019	0.0048	1	11/21/16 17:40	11/22/16 04:04	96-12-8	
1,2-Dibromoethane (EDB)	**0.0073 U**	ug/L	0.0097	0.0073	1	11/21/16 17:40	11/22/16 04:04	106-93-4	
6010 MET ICP	Analytical Method: EPA 6010 Preparation Method: EPA 3010								
Arsenic	**5.0 U**	ug/L	10.0	5.0	1	11/26/16 20:34	12/01/16 21:39	7440-38-2	
Barium	**59.2**	ug/L	10.0	5.0	1	11/26/16 20:34	12/01/16 21:39	7440-39-3	
Beryllium	**0.50 U**	ug/L	1.0	0.50	1	11/26/16 20:34	12/01/16 21:39	7440-41-7	
Cadmium	**0.50 U**	ug/L	1.0	0.50	1	11/26/16 20:34	12/01/16 21:39	7440-43-9	
Chromium	**3.7 I**	ug/L	5.0	2.5	1	11/26/16 20:34	12/01/16 21:39	7440-47-3	
Cobalt	**5.0 U**	ug/L	10.0	5.0	1	11/26/16 20:34	12/01/16 21:39	7440-48-4	
Copper	**2.5 U**	ug/L	5.0	2.5	1	11/26/16 20:34	12/01/16 21:39	7440-50-8	
Iron	**2480**	ug/L	40.0	20.0	1	11/26/16 20:34	12/01/16 21:39	7439-89-6	
Lead	**5.0 U**	ug/L	10.0	5.0	1	11/26/16 20:34	12/01/16 21:39	7439-92-1	
Nickel	**2.5 U**	ug/L	5.0	2.5	1	11/26/16 20:34	12/01/16 21:39	7440-02-0	
Selenium	**7.5 U**	ug/L	15.0	7.5	1	11/26/16 20:34	12/01/16 21:39	7782-49-2	
Silver	**2.5 U**	ug/L	5.0	2.5	1	11/26/16 20:34	12/01/16 21:39	7440-22-4	
Sodium	**27.0**	mg/L	1.0	0.50	1	11/26/16 20:34	12/01/16 21:39	7440-23-5	
Vanadium	**9.1 I**	ug/L	10.0	5.0	1	11/26/16 20:34	12/01/16 21:39	7440-62-2	
Zinc	**10.0 U**	ug/L	20.0	10.0	1	11/26/16 20:34	12/01/16 21:39	7440-66-6	
6020 MET ICPMS	Analytical Method: EPA 6020 Preparation Method: EPA 3010								
Antimony	**0.50 U**	ug/L	1.0	0.50	1	11/26/16 20:34	11/30/16 15:37	7440-36-0	
Thallium	**0.50 U**	ug/L	1.0	0.50	1	11/26/16 20:34	11/30/16 15:37	7440-28-0	
7470 Mercury	Analytical Method: EPA 7470 Preparation Method: EPA 7470								
Mercury	**0.10 U**	ug/L	0.20	0.10	1	11/29/16 07:07	11/29/16 20:58	7439-97-6	
8260 MSV	Analytical Method: EPA 8260								
Acetone	**10.0 U**	ug/L	20.0	10.0	1		11/26/16 15:46	67-64-1	
Acrylonitrile	**5.0 U**	ug/L	10.0	5.0	1		11/26/16 15:46	107-13-1	
Benzene	**0.10 U**	ug/L	1.0	0.10	1		11/26/16 15:46	71-43-2	
Bromochloromethane	**0.50 U**	ug/L	1.0	0.50	1		11/26/16 15:46	74-97-5	
Bromodichloromethane	**0.27 U**	ug/L	0.60	0.27	1		11/26/16 15:46	75-27-4	

REPORT OF LABORATORY ANALYSIS

This report shall not be reproduced, except in full,
without the written consent of Pace Analytical Services, LLC.

Pace Analytical Services, LLC
8 East Tower Circle
Ormond Beach, FL 32174
(386)672-5668

ANALYTICAL RESULTS

Project: Tomoka Semi-annual MWs
Pace Project No.: 35277966

Sample: B65 **Lab ID: 35277966008** Collected: 11/17/16 14:51 Received: 11/17/16 17:35 Matrix: Water

Parameters	Results	Units	PQL	MDL	DF	Prepared	Analyzed	CAS No.	Qual
8260 MSV	Analytical Method: EPA 8260								
Bromoform	**0.50 U**	ug/L	1.0	0.50	1		11/26/16 15:46	75-25-2	
Bromomethane	**0.50 U**	ug/L	5.0	0.50	1		11/26/16 15:46	74-83-9	
2-Butanone (MEK)	**5.0 U**	ug/L	10.0	5.0	1		11/26/16 15:46	78-93-3	
Carbon disulfide	**5.0 U**	ug/L	10.0	5.0	1		11/26/16 15:46	75-15-0	
Carbon tetrachloride	**0.50 U**	ug/L	1.0	0.50	1		11/26/16 15:46	56-23-5	
Chlorobenzene	**0.50 U**	ug/L	1.0	0.50	1		11/26/16 15:46	108-90-7	
Chloroethane	**0.50 U**	ug/L	10.0	0.50	1		11/26/16 15:46	75-00-3	
Chloroform	**0.50 U**	ug/L	1.0	0.50	1		11/26/16 15:46	67-66-3	
Chloromethane	**0.62 U**	ug/L	1.0	0.62	1		11/26/16 15:46	74-87-3	
Dibromochloromethane	**0.26 U**	ug/L	0.50	0.26	1		11/26/16 15:46	124-48-1	
Dibromomethane	**0.50 U**	ug/L	1.0	0.50	1		11/26/16 15:46	74-95-3	
1,2-Dichlorobenzene	**0.50 U**	ug/L	1.0	0.50	1		11/26/16 15:46	95-50-1	
1,4-Dichlorobenzene	**0.50 U**	ug/L	1.0	0.50	1		11/26/16 15:46	106-46-7	
trans-1,4-Dichloro-2-butene	**5.0 U**	ug/L	10.0	5.0	1		11/26/16 15:46	110-57-6	
1,1-Dichloroethane	**0.50 U**	ug/L	1.0	0.50	1		11/26/16 15:46	75-34-3	
1,2-Dichloroethane	**0.50 U**	ug/L	1.0	0.50	1		11/26/16 15:46	107-06-2	
1,1-Dichloroethene	**0.50 U**	ug/L	1.0	0.50	1		11/26/16 15:46	75-35-4	
cis-1,2-Dichloroethene	**0.50 U**	ug/L	1.0	0.50	1		11/26/16 15:46	156-59-2	
trans-1,2-Dichloroethene	**0.50 U**	ug/L	1.0	0.50	1		11/26/16 15:46	156-60-5	
1,2-Dichloropropane	**0.50 U**	ug/L	1.0	0.50	1		11/26/16 15:46	78-87-5	
cis-1,3-Dichloropropene	**0.25 U**	ug/L	0.50	0.25	1		11/26/16 15:46	10061-01-5	
trans-1,3-Dichloropropene	**0.25 U**	ug/L	0.50	0.25	1		11/26/16 15:46	10061-02-6	
Ethylbenzene	**0.50 U**	ug/L	1.0	0.50	1		11/26/16 15:46	100-41-4	
2-Hexanone	**5.0 U**	ug/L	10.0	5.0	1		11/26/16 15:46	591-78-6	
Iodomethane	**0.50 U**	ug/L	10.0	0.50	1		11/26/16 15:46	74-88-4	
Methylene Chloride	**2.5 U**	ug/L	5.0	2.5	1		11/26/16 15:46	75-09-2	
4-Methyl-2-pentanone (MIBK)	**5.0 U**	ug/L	10.0	5.0	1		11/26/16 15:46	108-10-1	
Styrene	**0.50 U**	ug/L	1.0	0.50	1		11/26/16 15:46	100-42-5	
1,1,1,2-Tetrachloroethane	**0.50 U**	ug/L	1.0	0.50	1		11/26/16 15:46	630-20-6	
1,1,2,2-Tetrachloroethane	**0.12 U**	ug/L	0.50	0.12	1		11/26/16 15:46	79-34-5	
Tetrachloroethene	**0.50 U**	ug/L	1.0	0.50	1		11/26/16 15:46	127-18-4	
Toluene	**0.50 U**	ug/L	1.0	0.50	1		11/26/16 15:46	108-88-3	
1,1,1-Trichloroethane	**0.50 U**	ug/L	1.0	0.50	1		11/26/16 15:46	71-55-6	
1,1,2-Trichloroethane	**0.50 U**	ug/L	1.0	0.50	1		11/26/16 15:46	79-00-5	
Trichloroethene	**0.50 U**	ug/L	1.0	0.50	1		11/26/16 15:46	79-01-6	
Trichlorofluoromethane	**0.50 U**	ug/L	1.0	0.50	1		11/26/16 15:46	75-69-4	
1,2,3-Trichloropropane	**0.59 U**	ug/L	1.0	0.59	1		11/26/16 15:46	96-18-4	
Vinyl acetate	**1.0 U**	ug/L	2.0	1.0	1		11/26/16 15:46	108-05-4	
Vinyl chloride	**0.50 U**	ug/L	1.0	0.50	1		11/26/16 15:46	75-01-4	
Xylene (Total)	**1.5 U**	ug/L	3.0	1.5	1		11/26/16 15:46	1330-20-7	
Surrogates									
4-Bromofluorobenzene (S)	101	%	89-111		1		11/26/16 15:46	460-00-4	
1,2-Dichloroethane-d4 (S)	101	%	75-135		1		11/26/16 15:46	17060-07-0	
Toluene-d8 (S)	103	%	89-112		1		11/26/16 15:46	2037-26-5	

REPORT OF LABORATORY ANALYSIS

This report shall not be reproduced, except in full,
without the written consent of Pace Analytical Services, LLC.

Pace Analytical Services, LLC
8 East Tower Circle
Ormond Beach, FL 32174
(386)672-5668

ANALYTICAL RESULTS

Project: Tomoka Semi-annual MWs
Pace Project No.: 35277966

Sample: B65 **Lab ID: 35277966008** Collected: 11/17/16 14:51 Received: 11/17/16 17:35 Matrix: Water

Parameters	Results	Units	PQL	MDL	DF	Prepared	Analyzed	CAS No.	Qual
2540C Total Dissolved Solids	Analytical Method: SM 2540C								
Total Dissolved Solids	**387**	mg/L	5.0	5.0	1		11/23/16 12:04		
300.0 IC Anions 28 Days	Analytical Method: EPA 300.0								
Chloride	**35.8**	mg/L	5.0	2.5	1		11/23/16 15:05	16887-00-6	
350.1 Ammonia	Analytical Method: EPA 350.1								
Nitrogen, Ammonia	**0.19**	mg/L	0.050	0.020	1		12/03/16 12:37	7664-41-7	
353.2 Nitrogen, NO2/NO3 unpres	Analytical Method: EPA 353.2								
Nitrogen, Nitrate	**0.015 I**	mg/L	0.040	0.010	1		11/19/16 07:42		

REPORT OF LABORATORY ANALYSIS

This report shall not be reproduced, except in full,
without the written consent of Pace Analytical Services, LLC.

Pace Analytical Services, LLC
8 East Tower Circle
Ormond Beach, FL 32174
(386)672-5668

ANALYTICAL RESULTS

Project: Tomoka Semi-annual MWs
Pace Project No.: 35277966

Sample: B41-2 **Lab ID: 35277966009** Collected: 11/17/16 15:34 Received: 11/17/16 17:35 Matrix: Water

Parameters	Results	Units	PQL	MDL	DF	Prepared	Analyzed	CAS No.	Qual
Field Data	Analytical Method:								
Field pH	**6.56**	Std. Units			1		11/17/16 15:34		
Field Temperature	**22.3**	deg C			1		11/17/16 15:34		
Appearance	**Color:yellow, Sheen: none**				1		11/17/16 15:34		
Field Specific Conductance	**804**	umhos/cm			1		11/17/16 15:34		
Oxygen, Dissolved	**0.06**	mg/L			1		11/17/16 15:34	7782-44-7	
REDOX	**-47.6**	mV			1		11/17/16 15:34		
Turbidity	**0.77**	NTU			1		11/17/16 15:34		
Water Level(NGVD)	**23.37**	feet			1		11/17/16 15:34		
8011 GCS EDB and DBCP	Analytical Method: EPA 8011 Preparation Method: EPA 8011								
1,2-Dibromo-3-chloropropane	**0.0048 U**	ug/L	0.019	0.0048	1	11/21/16 17:40	11/22/16 04:19	96-12-8	
1,2-Dibromoethane (EDB)	**0.0073 U**	ug/L	0.0097	0.0073	1	11/21/16 17:40	11/22/16 04:19	106-93-4	
6010 MET ICP	Analytical Method: EPA 6010 Preparation Method: EPA 3010								
Arsenic	**5.0 U**	ug/L	10.0	5.0	1	11/26/16 20:34	12/01/16 21:43	7440-38-2	
Barium	**48.8**	ug/L	10.0	5.0	1	11/26/16 20:34	12/01/16 21:43	7440-39-3	
Beryllium	**0.50 U**	ug/L	1.0	0.50	1	11/26/16 20:34	12/01/16 21:43	7440-41-7	
Cadmium	**0.50 U**	ug/L	1.0	0.50	1	11/26/16 20:34	12/01/16 21:43	7440-43-9	
Chromium	**2.5 U**	ug/L	5.0	2.5	1	11/26/16 20:34	12/01/16 21:43	7440-47-3	
Cobalt	**5.0 U**	ug/L	10.0	5.0	1	11/26/16 20:34	12/01/16 21:43	7440-48-4	
Copper	**2.5 U**	ug/L	5.0	2.5	1	11/26/16 20:34	12/01/16 21:43	7440-50-8	
Iron	**1600**	ug/L	40.0	20.0	1	11/26/16 20:34	12/01/16 21:43	7439-89-6	
Lead	**5.0 U**	ug/L	10.0	5.0	1	11/26/16 20:34	12/01/16 21:43	7439-92-1	
Nickel	**2.5 U**	ug/L	5.0	2.5	1	11/26/16 20:34	12/01/16 21:43	7440-02-0	
Selenium	**7.5 U**	ug/L	15.0	7.5	1	11/26/16 20:34	12/01/16 21:43	7782-49-2	
Silver	**2.5 U**	ug/L	5.0	2.5	1	11/26/16 20:34	12/01/16 21:43	7440-22-4	
Sodium	**24.9**	mg/L	1.0	0.50	1	11/26/16 20:34	12/01/16 21:43	7440-23-5	
Vanadium	**5.0 U**	ug/L	10.0	5.0	1	11/26/16 20:34	12/01/16 21:43	7440-62-2	
Zinc	**10.0 U**	ug/L	20.0	10.0	1	11/26/16 20:34	12/01/16 21:43	7440-66-6	
6020 MET ICPMS	Analytical Method: EPA 6020 Preparation Method: EPA 3010								
Antimony	**0.50 U**	ug/L	1.0	0.50	1	11/26/16 20:34	12/02/16 10:09	7440-36-0	
Thallium	**0.50 U**	ug/L	1.0	0.50	1	11/26/16 20:34	12/02/16 10:09	7440-28-0	
7470 Mercury	Analytical Method: EPA 7470 Preparation Method: EPA 7470								
Mercury	**0.10 U**	ug/L	0.20	0.10	1	11/29/16 07:07	11/29/16 21:02	7439-97-6	
8260 MSV	Analytical Method: EPA 8260								
Acetone	**10.0 U**	ug/L	20.0	10.0	1		11/26/16 16:12	67-64-1	
Acrylonitrile	**5.0 U**	ug/L	10.0	5.0	1		11/26/16 16:12	107-13-1	
Benzene	**0.10 U**	ug/L	1.0	0.10	1		11/26/16 16:12	71-43-2	
Bromochloromethane	**0.50 U**	ug/L	1.0	0.50	1		11/26/16 16:12	74-97-5	
Bromodichloromethane	**0.27 U**	ug/L	0.60	0.27	1		11/26/16 16:12	75-27-4	

REPORT OF LABORATORY ANALYSIS

This report shall not be reproduced, except in full,
without the written consent of Pace Analytical Services, LLC.

Pace Analytical Services, LLC
8 East Tower Circle
Ormond Beach, FL 32174
(386)672-5668

ANALYTICAL RESULTS

Project: Tomoka Semi-annual MWs
Pace Project No.: 35277966

Sample: B41-2 **Lab ID: 35277966009** Collected: 11/17/16 15:34 Received: 11/17/16 17:35 Matrix: Water

Parameters	Results	Units	PQL	MDL	DF	Prepared	Analyzed	CAS No.	Qual
8260 MSV	Analytical Method: EPA 8260								
Bromoform	**0.50 U**	ug/L	1.0	0.50	1		11/26/16 16:12	75-25-2	
Bromomethane	**0.50 U**	ug/L	5.0	0.50	1		11/26/16 16:12	74-83-9	
2-Butanone (MEK)	**5.0 U**	ug/L	10.0	5.0	1		11/26/16 16:12	78-93-3	
Carbon disulfide	**5.0 U**	ug/L	10.0	5.0	1		11/26/16 16:12	75-15-0	
Carbon tetrachloride	**0.50 U**	ug/L	1.0	0.50	1		11/26/16 16:12	56-23-5	
Chlorobenzene	**0.50 U**	ug/L	1.0	0.50	1		11/26/16 16:12	108-90-7	
Chloroethane	**0.50 U**	ug/L	10.0	0.50	1		11/26/16 16:12	75-00-3	
Chloroform	**0.50 U**	ug/L	1.0	0.50	1		11/26/16 16:12	67-66-3	
Chloromethane	**0.62 U**	ug/L	1.0	0.62	1		11/26/16 16:12	74-87-3	
Dibromochloromethane	**0.26 U**	ug/L	0.50	0.26	1		11/26/16 16:12	124-48-1	
Dibromomethane	**0.50 U**	ug/L	1.0	0.50	1		11/26/16 16:12	74-95-3	
1,2-Dichlorobenzene	**0.50 U**	ug/L	1.0	0.50	1		11/26/16 16:12	95-50-1	
1,4-Dichlorobenzene	**0.50 U**	ug/L	1.0	0.50	1		11/26/16 16:12	106-46-7	
trans-1,4-Dichloro-2-butene	**5.0 U**	ug/L	10.0	5.0	1		11/26/16 16:12	110-57-6	
1,1-Dichloroethane	**0.50 U**	ug/L	1.0	0.50	1		11/26/16 16:12	75-34-3	
1,2-Dichloroethane	**0.50 U**	ug/L	1.0	0.50	1		11/26/16 16:12	107-06-2	
1,1-Dichloroethene	**0.50 U**	ug/L	1.0	0.50	1		11/26/16 16:12	75-35-4	
cis-1,2-Dichloroethene	**0.50 U**	ug/L	1.0	0.50	1		11/26/16 16:12	156-59-2	
trans-1,2-Dichloroethene	**0.50 U**	ug/L	1.0	0.50	1		11/26/16 16:12	156-60-5	
1,2-Dichloropropane	**0.50 U**	ug/L	1.0	0.50	1		11/26/16 16:12	78-87-5	
cis-1,3-Dichloropropene	**0.25 U**	ug/L	0.50	0.25	1		11/26/16 16:12	10061-01-5	
trans-1,3-Dichloropropene	**0.25 U**	ug/L	0.50	0.25	1		11/26/16 16:12	10061-02-6	
Ethylbenzene	**0.50 U**	ug/L	1.0	0.50	1		11/26/16 16:12	100-41-4	
2-Hexanone	**5.0 U**	ug/L	10.0	5.0	1		11/26/16 16:12	591-78-6	
Iodomethane	**0.50 U**	ug/L	10.0	0.50	1		11/26/16 16:12	74-88-4	
Methylene Chloride	**2.5 U**	ug/L	5.0	2.5	1		11/26/16 16:12	75-09-2	
4-Methyl-2-pentanone (MIBK)	**5.0 U**	ug/L	10.0	5.0	1		11/26/16 16:12	108-10-1	
Styrene	**0.50 U**	ug/L	1.0	0.50	1		11/26/16 16:12	100-42-5	
1,1,1,2-Tetrachloroethane	**0.50 U**	ug/L	1.0	0.50	1		11/26/16 16:12	630-20-6	
1,1,2,2-Tetrachloroethane	**0.12 U**	ug/L	0.50	0.12	1		11/26/16 16:12	79-34-5	
Tetrachloroethene	**0.50 U**	ug/L	1.0	0.50	1		11/26/16 16:12	127-18-4	
Toluene	**0.50 U**	ug/L	1.0	0.50	1		11/26/16 16:12	108-88-3	
1,1,1-Trichloroethane	**0.50 U**	ug/L	1.0	0.50	1		11/26/16 16:12	71-55-6	
1,1,2-Trichloroethane	**0.50 U**	ug/L	1.0	0.50	1		11/26/16 16:12	79-00-5	
Trichloroethene	**0.50 U**	ug/L	1.0	0.50	1		11/26/16 16:12	79-01-6	
Trichlorofluoromethane	**0.50 U**	ug/L	1.0	0.50	1		11/26/16 16:12	75-69-4	
1,2,3-Trichloropropane	**0.59 U**	ug/L	1.0	0.59	1		11/26/16 16:12	96-18-4	
Vinyl acetate	**1.0 U**	ug/L	2.0	1.0	1		11/26/16 16:12	108-05-4	
Vinyl chloride	**0.50 U**	ug/L	1.0	0.50	1		11/26/16 16:12	75-01-4	
Xylene (Total)	**1.5 U**	ug/L	3.0	1.5	1		11/26/16 16:12	1330-20-7	
Surrogates									
4-Bromofluorobenzene (S)	97	%	89-111		1		11/26/16 16:12	460-00-4	
1,2-Dichloroethane-d4 (S)	105	%	75-135		1		11/26/16 16:12	17060-07-0	
Toluene-d8 (S)	105	%	89-112		1		11/26/16 16:12	2037-26-5	

REPORT OF LABORATORY ANALYSIS

This report shall not be reproduced, except in full,
without the written consent of Pace Analytical Services, LLC.

Pace Analytical Services, LLC
8 East Tower Circle
Ormond Beach, FL 32174
(386)672-5668

ANALYTICAL RESULTS

Project: Tomoka Semi-annual MWs
Pace Project No.: 35277966

Sample: B41-2 **Lab ID: 35277966009** Collected: 11/17/16 15:34 Received: 11/17/16 17:35 Matrix: Water

Parameters	Results	Units	PQL	MDL	DF	Prepared	Analyzed	CAS No.	Qual
2540C Total Dissolved Solids	Analytical Method: SM 2540C								
Total Dissolved Solids	**504**	mg/L	5.0	5.0	1		11/23/16 12:05		
300.0 IC Anions 28 Days	Analytical Method: EPA 300.0								
Chloride	**33.0**	mg/L	5.0	2.5	1		11/23/16 15:26	16887-00-6	
350.1 Ammonia	Analytical Method: EPA 350.1								
Nitrogen, Ammonia	**0.25**	mg/L	0.050	0.020	1		12/03/16 12:42	7664-41-7	
353.2 Nitrogen, NO2/NO3 unpres	Analytical Method: EPA 353.2								
Nitrogen, Nitrate	**0.016 I**	mg/L	0.040	0.010	1		11/19/16 07:43		

REPORT OF LABORATORY ANALYSIS

This report shall not be reproduced, except in full,
without the written consent of Pace Analytical Services, LLC.

Pace Analytical Services, LLC
8 East Tower Circle
Ormond Beach, FL 32174
(386)672-5668

ANALYTICAL RESULTS

Project: Tomoka Semi-annual MWs
Pace Project No.: 35277966

Sample: B1-B **Lab ID: 35277966010** Collected: 11/17/16 16:25 Received: 11/17/16 17:35 Matrix: Water

Parameters	Results	Units	PQL	MDL	DF	Prepared	Analyzed	CAS No.	Qual
Field Data	Analytical Method:								
Field pH	**6.33**	Std. Units			1		11/17/16 16:25		
Field Temperature	**23.1**	deg C			1		11/17/16 16:25		
Appearance	**Color: yellow, Sheen: none**				1		11/17/16 16:25		
Field Specific Conductance	**1326**	umhos/cm			1		11/17/16 16:25		
Oxygen, Dissolved	**0.08**	mg/L			1		11/17/16 16:25	7782-44-7	
REDOX	**-63.3**	mV			1		11/17/16 16:25		
Turbidity	**1.47**	NTU			1		11/17/16 16:25		
Water Level(NGVD)	**20.33**	feet			1		11/17/16 16:25		
8011 GCS EDB and DBCP	Analytical Method: EPA 8011 Preparation Method: EPA 8011								
1,2-Dibromo-3-chloropropane	**0.0046 U**	ug/L	0.019	0.0046	1	11/21/16 17:40	11/22/16 04:34	96-12-8	
1,2-Dibromoethane (EDB)	**0.0071 U**	ug/L	0.0094	0.0071	1	11/21/16 17:40	11/22/16 04:34	106-93-4	
6010 MET ICP	Analytical Method: EPA 6010 Preparation Method: EPA 3010								
Arsenic	**5.0 U**	ug/L	10.0	5.0	1	11/26/16 20:34	12/01/16 21:47	7440-38-2	
Barium	**277**	ug/L	10.0	5.0	1	11/26/16 20:34	12/01/16 21:47	7440-39-3	
Beryllium	**0.50 U**	ug/L	1.0	0.50	1	11/26/16 20:34	12/01/16 21:47	7440-41-7	
Cadmium	**0.50 U**	ug/L	1.0	0.50	1	11/26/16 20:34	12/01/16 21:47	7440-43-9	
Chromium	**2.5 U**	ug/L	5.0	2.5	1	11/26/16 20:34	12/01/16 21:47	7440-47-3	
Cobalt	**5.0 U**	ug/L	10.0	5.0	1	11/26/16 20:34	12/01/16 21:47	7440-48-4	
Copper	**2.5 U**	ug/L	5.0	2.5	1	11/26/16 20:34	12/01/16 21:47	7440-50-8	
Iron	**18300**	ug/L	40.0	20.0	1	11/26/16 20:34	12/01/16 21:47	7439-89-6	
Lead	**5.0 U**	ug/L	10.0	5.0	1	11/26/16 20:34	12/01/16 21:47	7439-92-1	
Nickel	**2.5 U**	ug/L	5.0	2.5	1	11/26/16 20:34	12/01/16 21:47	7440-02-0	
Selenium	**7.5 U**	ug/L	15.0	7.5	1	11/26/16 20:34	12/01/16 21:47	7782-49-2	
Silver	**2.5 U**	ug/L	5.0	2.5	1	11/26/16 20:34	12/01/16 21:47	7440-22-4	
Sodium	**74.3**	mg/L	1.0	0.50	1	11/26/16 20:34	12/01/16 21:47	7440-23-5	
Vanadium	**5.0 U**	ug/L	10.0	5.0	1	11/26/16 20:34	12/01/16 21:47	7440-62-2	
Zinc	**10.0 U**	ug/L	20.0	10.0	1	11/26/16 20:34	12/01/16 21:47	7440-66-6	
6020 MET ICPMS	Analytical Method: EPA 6020 Preparation Method: EPA 3010								
Antimony	**0.50 U**	ug/L	1.0	0.50	1	11/26/16 20:34	12/02/16 10:12	7440-36-0	
Thallium	**0.50 U**	ug/L	1.0	0.50	1	11/26/16 20:34	12/02/16 10:12	7440-28-0	
7470 Mercury	Analytical Method: EPA 7470 Preparation Method: EPA 7470								
Mercury	**0.10 U**	ug/L	0.20	0.10	1	11/29/16 07:07	11/29/16 21:04	7439-97-6	
8260 MSV	Analytical Method: EPA 8260								
Acetone	**10.0 U**	ug/L	20.0	10.0	1		11/26/16 16:38	67-64-1	
Acrylonitrile	**5.0 U**	ug/L	10.0	5.0	1		11/26/16 16:38	107-13-1	
Benzene	**0.10 U**	ug/L	1.0	0.10	1		11/26/16 16:38	71-43-2	
Bromochloromethane	**0.50 U**	ug/L	1.0	0.50	1		11/26/16 16:38	74-97-5	
Bromodichloromethane	**0.27 U**	ug/L	0.60	0.27	1		11/26/16 16:38	75-27-4	

REPORT OF LABORATORY ANALYSIS

This report shall not be reproduced, except in full,
without the written consent of Pace Analytical Services, LLC.

Pace Analytical Services, LLC
8 East Tower Circle
Ormond Beach, FL 32174
(386)672-5668

ANALYTICAL RESULTS

Project: Tomoka Semi-annual MWs
Pace Project No.: 35277966

Sample: B1-B **Lab ID: 35277966010** Collected: 11/17/16 16:25 Received: 11/17/16 17:35 Matrix: Water

Parameters	Results	Units	PQL	MDL	DF	Prepared	Analyzed	CAS No.	Qual
8260 MSV	Analytical Method: EPA 8260								
Bromoform	**0.50 U**	ug/L	1.0	0.50	1		11/26/16 16:38	75-25-2	
Bromomethane	**0.50 U**	ug/L	5.0	0.50	1		11/26/16 16:38	74-83-9	
2-Butanone (MEK)	**5.0 U**	ug/L	10.0	5.0	1		11/26/16 16:38	78-93-3	
Carbon disulfide	**5.0 U**	ug/L	10.0	5.0	1		11/26/16 16:38	75-15-0	
Carbon tetrachloride	**0.50 U**	ug/L	1.0	0.50	1		11/26/16 16:38	56-23-5	
Chlorobenzene	**0.86 I**	ug/L	1.0	0.50	1		11/26/16 16:38	108-90-7	
Chloroethane	**0.50 U**	ug/L	10.0	0.50	1		11/26/16 16:38	75-00-3	
Chloroform	**0.50 U**	ug/L	1.0	0.50	1		11/26/16 16:38	67-66-3	
Chloromethane	**0.62 U**	ug/L	1.0	0.62	1		11/26/16 16:38	74-87-3	
Dibromochloromethane	**0.26 U**	ug/L	0.50	0.26	1		11/26/16 16:38	124-48-1	
Dibromomethane	**0.50 U**	ug/L	1.0	0.50	1		11/26/16 16:38	74-95-3	
1,2-Dichlorobenzene	**0.50 U**	ug/L	1.0	0.50	1		11/26/16 16:38	95-50-1	
1,4-Dichlorobenzene	**0.50 U**	ug/L	1.0	0.50	1		11/26/16 16:38	106-46-7	
trans-1,4-Dichloro-2-butene	**5.0 U**	ug/L	10.0	5.0	1		11/26/16 16:38	110-57-6	
1,1-Dichloroethane	**0.50 U**	ug/L	1.0	0.50	1		11/26/16 16:38	75-34-3	
1,2-Dichloroethane	**0.50 U**	ug/L	1.0	0.50	1		11/26/16 16:38	107-06-2	
1,1-Dichloroethene	**0.50 U**	ug/L	1.0	0.50	1		11/26/16 16:38	75-35-4	
cis-1,2-Dichloroethene	**0.50 U**	ug/L	1.0	0.50	1		11/26/16 16:38	156-59-2	
trans-1,2-Dichloroethene	**0.50 U**	ug/L	1.0	0.50	1		11/26/16 16:38	156-60-5	
1,2-Dichloropropane	**0.50 U**	ug/L	1.0	0.50	1		11/26/16 16:38	78-87-5	
cis-1,3-Dichloropropene	**0.25 U**	ug/L	0.50	0.25	1		11/26/16 16:38	10061-01-5	
trans-1,3-Dichloropropene	**0.25 U**	ug/L	0.50	0.25	1		11/26/16 16:38	10061-02-6	
Ethylbenzene	**0.50 U**	ug/L	1.0	0.50	1		11/26/16 16:38	100-41-4	
2-Hexanone	**5.0 U**	ug/L	10.0	5.0	1		11/26/16 16:38	591-78-6	
Iodomethane	**0.50 U**	ug/L	10.0	0.50	1		11/26/16 16:38	74-88-4	
Methylene Chloride	**2.5 U**	ug/L	5.0	2.5	1		11/26/16 16:38	75-09-2	
4-Methyl-2-pentanone (MIBK)	**5.0 U**	ug/L	10.0	5.0	1		11/26/16 16:38	108-10-1	
Styrene	**0.50 U**	ug/L	1.0	0.50	1		11/26/16 16:38	100-42-5	
1,1,1,2-Tetrachloroethane	**0.50 U**	ug/L	1.0	0.50	1		11/26/16 16:38	630-20-6	
1,1,2,2-Tetrachloroethane	**0.12 U**	ug/L	0.50	0.12	1		11/26/16 16:38	79-34-5	
Tetrachloroethene	**0.50 U**	ug/L	1.0	0.50	1		11/26/16 16:38	127-18-4	
Toluene	**0.50 U**	ug/L	1.0	0.50	1		11/26/16 16:38	108-88-3	
1,1,1-Trichloroethane	**0.50 U**	ug/L	1.0	0.50	1		11/26/16 16:38	71-55-6	
1,1,2-Trichloroethane	**0.50 U**	ug/L	1.0	0.50	1		11/26/16 16:38	79-00-5	
Trichloroethene	**0.50 U**	ug/L	1.0	0.50	1		11/26/16 16:38	79-01-6	
Trichlorofluoromethane	**0.50 U**	ug/L	1.0	0.50	1		11/26/16 16:38	75-69-4	
1,2,3-Trichloropropane	**0.59 U**	ug/L	1.0	0.59	1		11/26/16 16:38	96-18-4	
Vinyl acetate	**1.0 U**	ug/L	2.0	1.0	1		11/26/16 16:38	108-05-4	
Vinyl chloride	**0.50 U**	ug/L	1.0	0.50	1		11/26/16 16:38	75-01-4	
Xylene (Total)	**1.5 U**	ug/L	3.0	1.5	1		11/26/16 16:38	1330-20-7	
Surrogates									
4-Bromofluorobenzene (S)	97	%	89-111		1		11/26/16 16:38	460-00-4	
1,2-Dichloroethane-d4 (S)	101	%	75-135		1		11/26/16 16:38	17060-07-0	
Toluene-d8 (S)	106	%	89-112		1		11/26/16 16:38	2037-26-5	

REPORT OF LABORATORY ANALYSIS

This report shall not be reproduced, except in full,
without the written consent of Pace Analytical Services, LLC.

Pace Analytical Services, LLC
8 East Tower Circle
Ormond Beach, FL 32174
(386)672-5668

ANALYTICAL RESULTS

Project: Tomoka Semi-annual MWs
Pace Project No.: 35277966

Sample: B1-B **Lab ID: 35277966010** Collected: 11/17/16 16:25 Received: 11/17/16 17:35 Matrix: Water

Parameters	Results	Units	PQL	MDL	DF	Prepared	Analyzed	CAS No.	Qual
2540C Total Dissolved Solids	Analytical Method: SM 2540C								
Total Dissolved Solids	**696**	mg/L	10.0	10.0	1		11/23/16 12:05		
300.0 IC Anions 28 Days	Analytical Method: EPA 300.0								
Chloride	**64.1**	mg/L	25.0	12.5	5		11/23/16 17:13	16887-00-6	
350.1 Ammonia	Analytical Method: EPA 350.1								
Nitrogen, Ammonia	**21.7**	mg/L	0.25	0.10	5		12/03/16 13:40	7664-41-7	
353.2 Nitrogen, NO2/NO3 unpres	Analytical Method: EPA 353.2								
Nitrogen, Nitrate	**0.032 I**	mg/L	0.040	0.010	1		11/19/16 07:44		

REPORT OF LABORATORY ANALYSIS

This report shall not be reproduced, except in full,
without the written consent of Pace Analytical Services, LLC.

Pace Analytical Services, LLC
8 East Tower Circle
Ormond Beach, FL 32174
(386)672-5668

ANALYTICAL RESULTS

Project: Tomoka Semi-annual MWs
Pace Project No.: 35277966

Sample: FA-2C **Lab ID: 35277966011** Collected: 11/17/16 09:06 Received: 11/17/16 17:35 Matrix: Water

Parameters	Results	Units	PQL	MDL	DF	Prepared	Analyzed	CAS No.	Qual
Field Data	Analytical Method:								
Field pH	**7.33**	Std. Units			1		11/17/16 09:06		
Field Temperature	**21.83**	deg C			1		11/17/16 09:06		
Appearance	**Color: yellow, Sheen: none**				1		11/17/16 09:06		
Field Specific Conductance	**733**	umhos/cm			1		11/17/16 09:06		
Oxygen, Dissolved	**0.09**	mg/L			1		11/17/16 09:06	7782-44-7	
REDOX	**159.4**	mV			1		11/17/16 09:06		
Turbidity	**0.55**	NTU			1		11/17/16 09:06		
Water Level(NGVD)	**15.30**	feet			1		11/17/16 09:06		
8011 GCS EDB and DBCP	Analytical Method: EPA 8011 Preparation Method: EPA 8011								
1,2-Dibromo-3-chloropropane	**0.0048 U**	ug/L	0.020	0.0048	1	11/21/16 17:40	11/22/16 04:49	96-12-8	
1,2-Dibromoethane (EDB)	**0.0074 U**	ug/L	0.0099	0.0074	1	11/21/16 17:40	11/22/16 04:49	106-93-4	
6010 MET ICP	Analytical Method: EPA 6010 Preparation Method: EPA 3010								
Arsenic	**5.0 U**	ug/L	10.0	5.0	1	11/26/16 20:34	12/03/16 02:25	7440-38-2	
Barium	**5.0 U**	ug/L	10.0	5.0	1	11/26/16 20:34	12/03/16 02:25	7440-39-3	
Beryllium	**0.50 U**	ug/L	1.0	0.50	1	11/26/16 20:34	12/03/16 02:25	7440-41-7	
Cadmium	**0.50 U**	ug/L	1.0	0.50	1	11/26/16 20:34	12/03/16 02:25	7440-43-9	
Chromium	**2.5 U**	ug/L	5.0	2.5	1	11/26/16 20:34	12/03/16 02:25	7440-47-3	
Cobalt	**5.0 U**	ug/L	10.0	5.0	1	11/26/16 20:34	12/03/16 02:25	7440-48-4	
Copper	**2.5 U**	ug/L	5.0	2.5	1	11/26/16 20:34	12/03/16 02:25	7440-50-8	
Iron	**20.0 U**	ug/L	40.0	20.0	1	11/26/16 20:34	12/03/16 02:25	7439-89-6	
Lead	**5.0 U**	ug/L	10.0	5.0	1	11/26/16 20:34	12/03/16 02:25	7439-92-1	
Nickel	**2.5 U**	ug/L	5.0	2.5	1	11/26/16 20:34	12/03/16 02:25	7440-02-0	
Selenium	**7.5 U**	ug/L	15.0	7.5	1	11/26/16 20:34	12/03/16 02:25	7782-49-2	
Silver	**2.5 U**	ug/L	5.0	2.5	1	11/26/16 20:34	12/03/16 02:25	7440-22-4	
Sodium	**0.50 U**	mg/L	1.0	0.50	1	11/26/16 20:34	12/03/16 02:25	7440-23-5	
Vanadium	**5.0 U**	ug/L	10.0	5.0	1	11/26/16 20:34	12/03/16 02:25	7440-62-2	
Zinc	**10.0 U**	ug/L	20.0	10.0	1	11/26/16 20:34	12/03/16 02:25	7440-66-6	
6020 MET ICPMS	Analytical Method: EPA 6020 Preparation Method: EPA 3010								
Antimony	**0.50 U**	ug/L	1.0	0.50	1	11/26/16 20:34	11/30/16 15:44	7440-36-0	
Thallium	**0.50 U**	ug/L	1.0	0.50	1	11/26/16 20:34	11/30/16 15:44	7440-28-0	
7470 Mercury	Analytical Method: EPA 7470 Preparation Method: EPA 7470								
Mercury	**0.10 U**	ug/L	0.20	0.10	1	11/29/16 07:07	11/29/16 21:06	7439-97-6	
8260 MSV	Analytical Method: EPA 8260								
Acetone	**10.0 U**	ug/L	20.0	10.0	1		11/26/16 17:03	67-64-1	
Acrylonitrile	**5.0 U**	ug/L	10.0	5.0	1		11/26/16 17:03	107-13-1	
Benzene	**0.10 U**	ug/L	1.0	0.10	1		11/26/16 17:03	71-43-2	
Bromochloromethane	**0.50 U**	ug/L	1.0	0.50	1		11/26/16 17:03	74-97-5	
Bromodichloromethane	**0.27 U**	ug/L	0.60	0.27	1		11/26/16 17:03	75-27-4	

REPORT OF LABORATORY ANALYSIS

This report shall not be reproduced, except in full,
without the written consent of Pace Analytical Services, LLC.

Pace Analytical Services, LLC
8 East Tower Circle
Ormond Beach, FL 32174
(386)672-5668

ANALYTICAL RESULTS

Project: Tomoka Semi-annual MWs
Pace Project No.: 35277966

Sample: FA-2C **Lab ID: 35277966011** Collected: 11/17/16 09:06 Received: 11/17/16 17:35 Matrix: Water

Parameters	Results	Units	PQL	MDL	DF	Prepared	Analyzed	CAS No.	Qual
8260 MSV	Analytical Method: EPA 8260								
Bromoform	**0.50 U**	ug/L	1.0	0.50	1		11/26/16 17:03	75-25-2	
Bromomethane	**0.50 U**	ug/L	5.0	0.50	1		11/26/16 17:03	74-83-9	
2-Butanone (MEK)	**5.0 U**	ug/L	10.0	5.0	1		11/26/16 17:03	78-93-3	
Carbon disulfide	**5.0 U**	ug/L	10.0	5.0	1		11/26/16 17:03	75-15-0	
Carbon tetrachloride	**0.50 U**	ug/L	1.0	0.50	1		11/26/16 17:03	56-23-5	
Chlorobenzene	**0.50 U**	ug/L	1.0	0.50	1		11/26/16 17:03	108-90-7	
Chloroethane	**0.50 U**	ug/L	10.0	0.50	1		11/26/16 17:03	75-00-3	
Chloroform	**0.50 U**	ug/L	1.0	0.50	1		11/26/16 17:03	67-66-3	
Chloromethane	**0.62 U**	ug/L	1.0	0.62	1		11/26/16 17:03	74-87-3	
Dibromochloromethane	**0.26 U**	ug/L	0.50	0.26	1		11/26/16 17:03	124-48-1	
Dibromomethane	**0.50 U**	ug/L	1.0	0.50	1		11/26/16 17:03	74-95-3	
1,2-Dichlorobenzene	**0.50 U**	ug/L	1.0	0.50	1		11/26/16 17:03	95-50-1	
1,4-Dichlorobenzene	**0.50 U**	ug/L	1.0	0.50	1		11/26/16 17:03	106-46-7	
trans-1,4-Dichloro-2-butene	**5.0 U**	ug/L	10.0	5.0	1		11/26/16 17:03	110-57-6	
1,1-Dichloroethane	**0.50 U**	ug/L	1.0	0.50	1		11/26/16 17:03	75-34-3	
1,2-Dichloroethane	**0.50 U**	ug/L	1.0	0.50	1		11/26/16 17:03	107-06-2	
1,1-Dichloroethene	**0.50 U**	ug/L	1.0	0.50	1		11/26/16 17:03	75-35-4	
cis-1,2-Dichloroethene	**0.50 U**	ug/L	1.0	0.50	1		11/26/16 17:03	156-59-2	
trans-1,2-Dichloroethene	**0.50 U**	ug/L	1.0	0.50	1		11/26/16 17:03	156-60-5	
1,2-Dichloropropane	**0.50 U**	ug/L	1.0	0.50	1		11/26/16 17:03	78-87-5	
cis-1,3-Dichloropropene	**0.25 U**	ug/L	0.50	0.25	1		11/26/16 17:03	10061-01-5	
trans-1,3-Dichloropropene	**0.25 U**	ug/L	0.50	0.25	1		11/26/16 17:03	10061-02-6	
Ethylbenzene	**0.50 U**	ug/L	1.0	0.50	1		11/26/16 17:03	100-41-4	
2-Hexanone	**5.0 U**	ug/L	10.0	5.0	1		11/26/16 17:03	591-78-6	
Iodomethane	**0.50 U**	ug/L	10.0	0.50	1		11/26/16 17:03	74-88-4	
Methylene Chloride	**2.5 U**	ug/L	5.0	2.5	1		11/26/16 17:03	75-09-2	
4-Methyl-2-pentanone (MIBK)	**5.0 U**	ug/L	10.0	5.0	1		11/26/16 17:03	108-10-1	
Styrene	**0.50 U**	ug/L	1.0	0.50	1		11/26/16 17:03	100-42-5	
1,1,1,2-Tetrachloroethane	**0.50 U**	ug/L	1.0	0.50	1		11/26/16 17:03	630-20-6	
1,1,2,2-Tetrachloroethane	**0.12 U**	ug/L	0.50	0.12	1		11/26/16 17:03	79-34-5	
Tetrachloroethene	**0.50 U**	ug/L	1.0	0.50	1		11/26/16 17:03	127-18-4	
Toluene	**0.50 U**	ug/L	1.0	0.50	1		11/26/16 17:03	108-88-3	
1,1,1-Trichloroethane	**0.50 U**	ug/L	1.0	0.50	1		11/26/16 17:03	71-55-6	
1,1,2-Trichloroethane	**0.50 U**	ug/L	1.0	0.50	1		11/26/16 17:03	79-00-5	
Trichloroethene	**0.50 U**	ug/L	1.0	0.50	1		11/26/16 17:03	79-01-6	
Trichlorofluoromethane	**0.50 U**	ug/L	1.0	0.50	1		11/26/16 17:03	75-69-4	
1,2,3-Trichloropropane	**0.59 U**	ug/L	1.0	0.59	1		11/26/16 17:03	96-18-4	
Vinyl acetate	**1.0 U**	ug/L	2.0	1.0	1		11/26/16 17:03	108-05-4	
Vinyl chloride	**0.50 U**	ug/L	1.0	0.50	1		11/26/16 17:03	75-01-4	
Xylene (Total)	**1.5 U**	ug/L	3.0	1.5	1		11/26/16 17:03	1330-20-7	
Surrogates									
4-Bromofluorobenzene (S)	99	%	89-111		1		11/26/16 17:03	460-00-4	
1,2-Dichloroethane-d4 (S)	103	%	75-135		1		11/26/16 17:03	17060-07-0	
Toluene-d8 (S)	106	%	89-112		1		11/26/16 17:03	2037-26-5	

REPORT OF LABORATORY ANALYSIS

This report shall not be reproduced, except in full,
without the written consent of Pace Analytical Services, LLC.

Pace Analytical Services, LLC
8 East Tower Circle
Ormond Beach, FL 32174
(386)672-5668

ANALYTICAL RESULTS

Project: Tomoka Semi-annual MWs
Pace Project No.: 35277966

Sample: FA-2C **Lab ID: 35277966011** Collected: 11/17/16 09:06 Received: 11/17/16 17:35 Matrix: Water

Parameters	Results	Units	PQL	MDL	DF	Prepared	Analyzed	CAS No.	Qual
2540C Total Dissolved Solids	Analytical Method: SM 2540C								
Total Dissolved Solids	**404**	mg/L	5.0	5.0	1		11/23/16 12:05		
300.0 IC Anions 28 Days	Analytical Method: EPA 300.0								
Chloride	**67.6**	mg/L	5.0	2.5	1		11/23/16 17:35	16887-00-6	
350.1 Ammonia	Analytical Method: EPA 350.1								
Nitrogen, Ammonia	**0.48**	mg/L	0.050	0.020	1		12/03/16 12:46	7664-41-7	
353.2 Nitrogen, NO2/NO3 unpres	Analytical Method: EPA 353.2								
Nitrogen, Nitrate	**0.018 I**	mg/L	0.040	0.010	1		11/19/16 07:29		

REPORT OF LABORATORY ANALYSIS

This report shall not be reproduced, except in full,
without the written consent of Pace Analytical Services, LLC.

Pace Analytical Services, LLC
8 East Tower Circle
Ormond Beach, FL 32174
(386)672-5668

ANALYTICAL RESULTS

Project: Tomoka Semi-annual MWs
Pace Project No.: 35277966

Sample: B34-1 **Lab ID: 35277966012** Collected: 11/17/16 10:37 Received: 11/17/16 17:35 Matrix: Water

Parameters	Results	Units	PQL	MDL	DF	Prepared	Analyzed	CAS No.	Qual
Field Data	Analytical Method:								
Field pH	**6.47**	Std. Units			1		11/17/16 10:37		
Field Temperature	**22.93**	deg C			1		11/17/16 10:37		
Appearance	**Color: yellow, Sheen: none**				1		11/17/16 10:37		
Field Specific Conductance	**1418**	umhos/cm			1		11/17/16 10:37		
Oxygen, Dissolved	**0.18**	mg/L			1		11/17/16 10:37	7782-44-7	
REDOX	**-79.9**	mV			1		11/17/16 10:37		
Turbidity	**2.41**	NTU			1		11/17/16 10:37		
Water Level(NGVD)	**27.94**	feet			1		11/17/16 10:37		
8011 GCS EDB and DBCP	Analytical Method: EPA 8011 Preparation Method: EPA 8011								
1,2-Dibromo-3-chloropropane	**0.0048 U**	ug/L	0.019	0.0048	1	11/21/16 17:40	11/22/16 05:04	96-12-8	
1,2-Dibromoethane (EDB)	**0.0073 U**	ug/L	0.0097	0.0073	1	11/21/16 17:40	11/22/16 05:04	106-93-4	
6010 MET ICP	Analytical Method: EPA 6010 Preparation Method: EPA 3010								
Arsenic	**5.0 U**	ug/L	10.0	5.0	1	11/26/16 20:34	11/30/16 14:24	7440-38-2	
Barium	**163**	ug/L	10.0	5.0	1	11/26/16 20:34	11/30/16 14:24	7440-39-3	
Beryllium	**0.50 U**	ug/L	1.0	0.50	1	11/26/16 20:34	11/30/16 14:24	7440-41-7	
Cadmium	**0.50 U**	ug/L	1.0	0.50	1	11/26/16 20:34	11/30/16 14:24	7440-43-9	
Chromium	**2.5 U**	ug/L	5.0	2.5	1	11/26/16 20:34	11/30/16 14:24	7440-47-3	
Cobalt	**5.0 U**	ug/L	10.0	5.0	1	11/26/16 20:34	11/30/16 14:24	7440-48-4	
Copper	**2.5 U**	ug/L	5.0	2.5	1	11/26/16 20:34	11/30/16 14:24	7440-50-8	
Iron	**34000**	ug/L	40.0	20.0	1	11/26/16 20:34	11/30/16 14:24	7439-89-6	
Lead	**5.0 U**	ug/L	10.0	5.0	1	11/26/16 20:34	11/30/16 14:24	7439-92-1	
Nickel	**2.5 U**	ug/L	5.0	2.5	1	11/26/16 20:34	11/30/16 14:24	7440-02-0	
Selenium	**7.5 U**	ug/L	15.0	7.5	1	11/26/16 20:34	11/30/16 14:24	7782-49-2	
Silver	**2.5 U**	ug/L	5.0	2.5	1	11/26/16 20:34	11/30/16 14:24	7440-22-4	
Sodium	**41.0**	mg/L	1.0	0.50	1	11/26/16 20:34	11/30/16 14:24	7440-23-5	
Vanadium	**5.0 U**	ug/L	10.0	5.0	1	11/26/16 20:34	11/30/16 14:24	7440-62-2	
Zinc	**10.0 U**	ug/L	20.0	10.0	1	11/26/16 20:34	11/30/16 14:24	7440-66-6	
6020 MET ICPMS	Analytical Method: EPA 6020 Preparation Method: EPA 3010								
Antimony	**0.50 U**	ug/L	1.0	0.50	1	11/26/16 20:34	11/30/16 13:36	7440-36-0	
Thallium	**0.50 U**	ug/L	1.0	0.50	1	11/26/16 20:34	11/30/16 13:36	7440-28-0	
7470 Mercury	Analytical Method: EPA 7470 Preparation Method: EPA 7470								
Mercury	**0.10 U**	ug/L	0.20	0.10	1	11/29/16 07:07	11/29/16 21:08	7439-97-6	
8260 MSV	Analytical Method: EPA 8260								
Acetone	**10.0 U**	ug/L	20.0	10.0	1		11/26/16 17:29	67-64-1	
Acrylonitrile	**5.0 U**	ug/L	10.0	5.0	1		11/26/16 17:29	107-13-1	
Benzene	**0.10 U**	ug/L	1.0	0.10	1		11/26/16 17:29	71-43-2	
Bromochloromethane	**0.50 U**	ug/L	1.0	0.50	1		11/26/16 17:29	74-97-5	
Bromodichloromethane	**0.27 U**	ug/L	0.60	0.27	1		11/26/16 17:29	75-27-4	

REPORT OF LABORATORY ANALYSIS

This report shall not be reproduced, except in full,
without the written consent of Pace Analytical Services, LLC.

Pace Analytical Services, LLC
8 East Tower Circle
Ormond Beach, FL 32174
(386)672-5668

ANALYTICAL RESULTS

Project: Tomoka Semi-annual MWs
Pace Project No.: 35277966

Sample: B34-1 **Lab ID: 35277966012** Collected: 11/17/16 10:37 Received: 11/17/16 17:35 Matrix: Water

Parameters	Results	Units	PQL	MDL	DF	Prepared	Analyzed	CAS No.	Qual
8260 MSV	Analytical Method: EPA 8260								
Bromoform	**0.50 U**	ug/L	1.0	0.50	1		11/26/16 17:29	75-25-2	
Bromomethane	**0.50 U**	ug/L	5.0	0.50	1		11/26/16 17:29	74-83-9	
2-Butanone (MEK)	**5.0 U**	ug/L	10.0	5.0	1		11/26/16 17:29	78-93-3	
Carbon disulfide	**5.0 U**	ug/L	10.0	5.0	1		11/26/16 17:29	75-15-0	
Carbon tetrachloride	**0.50 U**	ug/L	1.0	0.50	1		11/26/16 17:29	56-23-5	
Chlorobenzene	**0.50 U**	ug/L	1.0	0.50	1		11/26/16 17:29	108-90-7	
Chloroethane	**0.50 U**	ug/L	10.0	0.50	1		11/26/16 17:29	75-00-3	
Chloroform	**0.50 U**	ug/L	1.0	0.50	1		11/26/16 17:29	67-66-3	
Chloromethane	**0.62 U**	ug/L	1.0	0.62	1		11/26/16 17:29	74-87-3	
Dibromochloromethane	**0.26 U**	ug/L	0.50	0.26	1		11/26/16 17:29	124-48-1	
Dibromomethane	**0.50 U**	ug/L	1.0	0.50	1		11/26/16 17:29	74-95-3	
1,2-Dichlorobenzene	**0.50 U**	ug/L	1.0	0.50	1		11/26/16 17:29	95-50-1	
1,4-Dichlorobenzene	**0.50 U**	ug/L	1.0	0.50	1		11/26/16 17:29	106-46-7	
trans-1,4-Dichloro-2-butene	**5.0 U**	ug/L	10.0	5.0	1		11/26/16 17:29	110-57-6	
1,1-Dichloroethane	**0.50 U**	ug/L	1.0	0.50	1		11/26/16 17:29	75-34-3	
1,2-Dichloroethane	**0.50 U**	ug/L	1.0	0.50	1		11/26/16 17:29	107-06-2	
1,1-Dichloroethene	**0.50 U**	ug/L	1.0	0.50	1		11/26/16 17:29	75-35-4	
cis-1,2-Dichloroethene	**0.50 U**	ug/L	1.0	0.50	1		11/26/16 17:29	156-59-2	
trans-1,2-Dichloroethene	**0.50 U**	ug/L	1.0	0.50	1		11/26/16 17:29	156-60-5	
1,2-Dichloropropane	**0.50 U**	ug/L	1.0	0.50	1		11/26/16 17:29	78-87-5	
cis-1,3-Dichloropropene	**0.25 U**	ug/L	0.50	0.25	1		11/26/16 17:29	10061-01-5	
trans-1,3-Dichloropropene	**0.25 U**	ug/L	0.50	0.25	1		11/26/16 17:29	10061-02-6	
Ethylbenzene	**0.50 U**	ug/L	1.0	0.50	1		11/26/16 17:29	100-41-4	
2-Hexanone	**5.0 U**	ug/L	10.0	5.0	1		11/26/16 17:29	591-78-6	
Iodomethane	**0.50 U**	ug/L	10.0	0.50	1		11/26/16 17:29	74-88-4	
Methylene Chloride	**2.5 U**	ug/L	5.0	2.5	1		11/26/16 17:29	75-09-2	
4-Methyl-2-pentanone (MIBK)	**5.0 U**	ug/L	10.0	5.0	1		11/26/16 17:29	108-10-1	
Styrene	**0.50 U**	ug/L	1.0	0.50	1		11/26/16 17:29	100-42-5	
1,1,1,2-Tetrachloroethane	**0.50 U**	ug/L	1.0	0.50	1		11/26/16 17:29	630-20-6	
1,1,2,2-Tetrachloroethane	**0.12 U**	ug/L	0.50	0.12	1		11/26/16 17:29	79-34-5	
Tetrachloroethene	**0.50 U**	ug/L	1.0	0.50	1		11/26/16 17:29	127-18-4	
Toluene	**0.50 U**	ug/L	1.0	0.50	1		11/26/16 17:29	108-88-3	
1,1,1-Trichloroethane	**0.50 U**	ug/L	1.0	0.50	1		11/26/16 17:29	71-55-6	
1,1,2-Trichloroethane	**0.50 U**	ug/L	1.0	0.50	1		11/26/16 17:29	79-00-5	
Trichloroethene	**0.50 U**	ug/L	1.0	0.50	1		11/26/16 17:29	79-01-6	
Trichlorofluoromethane	**0.50 U**	ug/L	1.0	0.50	1		11/26/16 17:29	75-69-4	
1,2,3-Trichloropropane	**0.59 U**	ug/L	1.0	0.59	1		11/26/16 17:29	96-18-4	
Vinyl acetate	**1.0 U**	ug/L	2.0	1.0	1		11/26/16 17:29	108-05-4	
Vinyl chloride	**0.50 U**	ug/L	1.0	0.50	1		11/26/16 17:29	75-01-4	
Xylene (Total)	**1.5 U**	ug/L	3.0	1.5	1		11/26/16 17:29	1330-20-7	
Surrogates									
4-Bromofluorobenzene (S)	99	%	89-111		1		11/26/16 17:29	460-00-4	
1,2-Dichloroethane-d4 (S)	103	%	75-135		1		11/26/16 17:29	17060-07-0	
Toluene-d8 (S)	104	%	89-112		1		11/26/16 17:29	2037-26-5	

REPORT OF LABORATORY ANALYSIS

This report shall not be reproduced, except in full,
without the written consent of Pace Analytical Services, LLC.

Pace Analytical Services, LLC
8 East Tower Circle
Ormond Beach, FL 32174
(386)672-5668

ANALYTICAL RESULTS

Project: Tomoka Semi-annual MWs
Pace Project No.: 35277966

Sample: B34-1 **Lab ID: 35277966012** Collected: 11/17/16 10:37 Received: 11/17/16 17:35 Matrix: Water

Parameters	Results	Units	PQL	MDL	DF	Prepared	Analyzed	CAS No.	Qual
2540C Total Dissolved Solids	Analytical Method: SM 2540C								
Total Dissolved Solids	**896**	mg/L	10.0	10.0	1		11/23/16 12:05		
300.0 IC Anions 28 Days	Analytical Method: EPA 300.0								
Chloride	**46.2**	mg/L	25.0	12.5	5		11/23/16 17:56	16887-00-6	
350.1 Ammonia	Analytical Method: EPA 350.1								
Nitrogen, Ammonia	**0.16**	mg/L	0.050	0.020	1		12/03/16 12:48	7664-41-7	
353.2 Nitrogen, NO2/NO3 unpres	Analytical Method: EPA 353.2								
Nitrogen, Nitrate	**0.053**	mg/L	0.040	0.010	1		11/19/16 08:02		

REPORT OF LABORATORY ANALYSIS

This report shall not be reproduced, except in full,
without the written consent of Pace Analytical Services, LLC.

Pace Analytical Services, LLC
8 East Tower Circle
Ormond Beach, FL 32174
(386)672-5668

ANALYTICAL RESULTS

Project: Tomoka Semi-annual MWs
Pace Project No.: 35277966

Sample: B34-2 **Lab ID: 35277966013** Collected: 11/17/16 11:06 Received: 11/17/16 17:35 Matrix: Water

Parameters	Results	Units	PQL	MDL	DF	Prepared	Analyzed	CAS No.	Qual
Field Data	Analytical Method:								
Field pH	**6.88**	Std. Units			1		11/17/16 11:06		
Field Temperature	**23.66**	deg C			1		11/17/16 11:06		
Appearance	**Color: yellow, Sheen: none**				1		11/17/16 11:06		
Field Specific Conductance	**1720**	umhos/cm			1		11/17/16 11:06		
Oxygen, Dissolved	**0.14**	mg/L			1		11/17/16 11:06	7782-44-7	
REDOX	**-129.2**	mV			1		11/17/16 11:06		
Turbidity	**1.76**	NTU			1		11/17/16 11:06		
Water Level(NGVD)	**29.30**	feet			1		11/17/16 11:06		
8011 GCS EDB and DBCP	Analytical Method: EPA 8011 Preparation Method: EPA 8011								
1,2-Dibromo-3-chloropropane	**0.0047 U**	ug/L	0.019	0.0047	1	11/21/16 17:40	11/22/16 05:19	96-12-8	
1,2-Dibromoethane (EDB)	**0.0072 U**	ug/L	0.0097	0.0072	1	11/21/16 17:40	11/22/16 05:19	106-93-4	
6010 MET ICP	Analytical Method: EPA 6010 Preparation Method: EPA 3010								
Arsenic	**5.1 I**	ug/L	10.0	5.0	1	11/26/16 20:34	11/30/16 14:28	7440-38-2	
Barium	**109**	ug/L	10.0	5.0	1	11/26/16 20:34	11/30/16 14:28	7440-39-3	J(M1)
Beryllium	**0.50 I**	ug/L	1.0	0.50	1	11/26/16 20:34	11/30/16 14:28	7440-41-7	
Cadmium	**0.50 U**	ug/L	1.0	0.50	1	11/26/16 20:34	11/30/16 14:28	7440-43-9	
Chromium	**2.5 U**	ug/L	5.0	2.5	1	11/26/16 20:34	11/30/16 14:28	7440-47-3	
Cobalt	**5.0 U**	ug/L	10.0	5.0	1	11/26/16 20:34	11/30/16 14:28	7440-48-4	
Copper	**2.5 U**	ug/L	5.0	2.5	1	11/26/16 20:34	11/30/16 14:28	7440-50-8	J(M1), J(R1)
Iron	**17500**	ug/L	40.0	20.0	1	11/26/16 20:34	11/30/16 14:28	7439-89-6	J(M1)
Lead	**5.0 U**	ug/L	10.0	5.0	1	11/26/16 20:34	11/30/16 14:28	7439-92-1	
Nickel	**8.2**	ug/L	5.0	2.5	1	11/26/16 20:34	11/30/16 14:28	7440-02-0	
Selenium	**7.5 U**	ug/L	15.0	7.5	1	11/26/16 20:34	11/30/16 14:28	7782-49-2	
Silver	**2.5 U**	ug/L	5.0	2.5	1	11/26/16 20:34	11/30/16 14:28	7440-22-4	
Sodium	**49.0**	mg/L	1.0	0.50	1	11/26/16 20:34	11/30/16 14:28	7440-23-5	J(M1)
Vanadium	**5.0 U**	ug/L	10.0	5.0	1	11/26/16 20:34	11/30/16 14:28	7440-62-2	
Zinc	**10.0 U**	ug/L	20.0	10.0	1	11/26/16 20:34	11/30/16 00:35	7440-66-6	J(M1), J(R1)
6020 MET ICPMS	Analytical Method: EPA 6020 Preparation Method: EPA 3010								
Antimony	**0.50 U**	ug/L	1.0	0.50	1	11/26/16 20:34	11/30/16 13:43	7440-36-0	
Thallium	**0.50 U**	ug/L	1.0	0.50	1	11/26/16 20:34	11/30/16 13:43	7440-28-0	
7470 Mercury	Analytical Method: EPA 7470 Preparation Method: EPA 7470								
Mercury	**0.10 U**	ug/L	0.20	0.10	1	11/29/16 07:07	11/29/16 21:10	7439-97-6	
8260 MSV	Analytical Method: EPA 8260								
Acetone	**10.0 U**	ug/L	20.0	10.0	1		11/26/16 17:55	67-64-1	
Acrylonitrile	**5.0 U**	ug/L	10.0	5.0	1		11/26/16 17:55	107-13-1	
Benzene	**0.10 U**	ug/L	1.0	0.10	1		11/26/16 17:55	71-43-2	

REPORT OF LABORATORY ANALYSIS

This report shall not be reproduced, except in full,
without the written consent of Pace Analytical Services, LLC.

Pace Analytical Services, LLC
8 East Tower Circle
Ormond Beach, FL 32174
(386)672-5668

ANALYTICAL RESULTS

Project: Tomoka Semi-annual MWs
Pace Project No.: 35277966

Sample: B34-2 **Lab ID: 35277966013** Collected: 11/17/16 11:06 Received: 11/17/16 17:35 Matrix: Water

Parameters	Results	Units	PQL	MDL	DF	Prepared	Analyzed	CAS No.	Qual
8260 MSV	Analytical Method: EPA 8260								
Bromochloromethane	**0.50 U**	ug/L	1.0	0.50	1		11/26/16 17:55	74-97-5	
Bromodichloromethane	**0.27 U**	ug/L	0.60	0.27	1		11/26/16 17:55	75-27-4	
Bromoform	**0.50 U**	ug/L	1.0	0.50	1		11/26/16 17:55	75-25-2	
Bromomethane	**0.50 U**	ug/L	5.0	0.50	1		11/26/16 17:55	74-83-9	
2-Butanone (MEK)	**5.0 U**	ug/L	10.0	5.0	1		11/26/16 17:55	78-93-3	
Carbon disulfide	**5.0 U**	ug/L	10.0	5.0	1		11/26/16 17:55	75-15-0	
Carbon tetrachloride	**0.50 U**	ug/L	1.0	0.50	1		11/26/16 17:55	56-23-5	
Chlorobenzene	**0.50 U**	ug/L	1.0	0.50	1		11/26/16 17:55	108-90-7	
Chloroethane	**0.50 U**	ug/L	10.0	0.50	1		11/26/16 17:55	75-00-3	
Chloroform	**0.50 U**	ug/L	1.0	0.50	1		11/26/16 17:55	67-66-3	
Chloromethane	**0.62 U**	ug/L	1.0	0.62	1		11/26/16 17:55	74-87-3	
Dibromochloromethane	**0.26 U**	ug/L	0.50	0.26	1		11/26/16 17:55	124-48-1	
Dibromomethane	**0.50 U**	ug/L	1.0	0.50	1		11/26/16 17:55	74-95-3	
1,2-Dichlorobenzene	**0.50 U**	ug/L	1.0	0.50	1		11/26/16 17:55	95-50-1	
1,4-Dichlorobenzene	**0.50 U**	ug/L	1.0	0.50	1		11/26/16 17:55	106-46-7	
trans-1,4-Dichloro-2-butene	**5.0 U**	ug/L	10.0	5.0	1		11/26/16 17:55	110-57-6	
1,1-Dichloroethane	**0.50 U**	ug/L	1.0	0.50	1		11/26/16 17:55	75-34-3	
1,2-Dichloroethane	**0.50 U**	ug/L	1.0	0.50	1		11/26/16 17:55	107-06-2	
1,1-Dichloroethene	**0.50 U**	ug/L	1.0	0.50	1		11/26/16 17:55	75-35-4	
cis-1,2-Dichloroethene	**0.50 U**	ug/L	1.0	0.50	1		11/26/16 17:55	156-59-2	
trans-1,2-Dichloroethene	**0.50 U**	ug/L	1.0	0.50	1		11/26/16 17:55	156-60-5	
1,2-Dichloropropane	**0.50 U**	ug/L	1.0	0.50	1		11/26/16 17:55	78-87-5	
cis-1,3-Dichloropropene	**0.25 U**	ug/L	0.50	0.25	1		11/26/16 17:55	10061-01-5	
trans-1,3-Dichloropropene	**0.25 U**	ug/L	0.50	0.25	1		11/26/16 17:55	10061-02-6	
Ethylbenzene	**0.50 U**	ug/L	1.0	0.50	1		11/26/16 17:55	100-41-4	
2-Hexanone	**5.0 U**	ug/L	10.0	5.0	1		11/26/16 17:55	591-78-6	
Iodomethane	**0.50 U**	ug/L	10.0	0.50	1		11/26/16 17:55	74-88-4	
Methylene Chloride	**2.5 U**	ug/L	5.0	2.5	1		11/26/16 17:55	75-09-2	
4-Methyl-2-pentanone (MIBK)	**5.0 U**	ug/L	10.0	5.0	1		11/26/16 17:55	108-10-1	
Styrene	**0.50 U**	ug/L	1.0	0.50	1		11/26/16 17:55	100-42-5	
1,1,1,2-Tetrachloroethane	**0.50 U**	ug/L	1.0	0.50	1		11/26/16 17:55	630-20-6	
1,1,2,2-Tetrachloroethane	**0.12 U**	ug/L	0.50	0.12	1		11/26/16 17:55	79-34-5	
Tetrachloroethene	**0.50 U**	ug/L	1.0	0.50	1		11/26/16 17:55	127-18-4	
Toluene	**0.50 U**	ug/L	1.0	0.50	1		11/26/16 17:55	108-88-3	
1,1,1-Trichloroethane	**0.50 U**	ug/L	1.0	0.50	1		11/26/16 17:55	71-55-6	
1,1,2-Trichloroethane	**0.50 U**	ug/L	1.0	0.50	1		11/26/16 17:55	79-00-5	
Trichloroethene	**0.50 U**	ug/L	1.0	0.50	1		11/26/16 17:55	79-01-6	
Trichlorofluoromethane	**0.50 U**	ug/L	1.0	0.50	1		11/26/16 17:55	75-69-4	
1,2,3-Trichloropropane	**0.59 U**	ug/L	1.0	0.59	1		11/26/16 17:55	96-18-4	
Vinyl acetate	**1.0 U**	ug/L	2.0	1.0	1		11/26/16 17:55	108-05-4	
Vinyl chloride	**0.50 U**	ug/L	1.0	0.50	1		11/26/16 17:55	75-01-4	
Xylene (Total)	**1.5 U**	ug/L	3.0	1.5	1		11/26/16 17:55	1330-20-7	
Surrogates									
4-Bromofluorobenzene (S)	99	%	89-111		1		11/26/16 17:55	460-00-4	
1,2-Dichloroethane-d4 (S)	100	%	75-135		1		11/26/16 17:55	17060-07-0	
Toluene-d8 (S)	102	%	89-112		1		11/26/16 17:55	2037-26-5	

REPORT OF LABORATORY ANALYSIS

This report shall not be reproduced, except in full,
without the written consent of Pace Analytical Services, LLC.

Pace Analytical Services, LLC
8 East Tower Circle
Ormond Beach, FL 32174
(386)672-5668

ANALYTICAL RESULTS

Project: Tomoka Semi-annual MWs
Pace Project No.: 35277966

Sample: B34-2 **Lab ID: 35277966013** Collected: 11/17/16 11:06 Received: 11/17/16 17:35 Matrix: Water

Parameters	Results	Units	PQL	MDL	DF	Prepared	Analyzed	CAS No.	Qual
2540C Total Dissolved Solids	Analytical Method: SM 2540C								
Total Dissolved Solids	**1130**	mg/L	10.0	10.0	1		11/23/16 12:05		
300.0 IC Anions 28 Days	Analytical Method: EPA 300.0								
Chloride	**53.1**	mg/L	25.0	12.5	5		11/23/16 18:18	16887-00-6	
350.1 Ammonia	Analytical Method: EPA 350.1								
Nitrogen, Ammonia	**0.75**	mg/L	0.050	0.020	1		12/03/16 12:49	7664-41-7	
353.2 Nitrogen, NO2/NO3 unpres	Analytical Method: EPA 353.2								
Nitrogen, Nitrate	**0.016 I**	mg/L	0.040	0.010	1		11/19/16 08:03		

REPORT OF LABORATORY ANALYSIS

This report shall not be reproduced, except in full,
without the written consent of Pace Analytical Services, LLC.

Pace Analytical Services, LLC
8 East Tower Circle
Ormond Beach, FL 32174
(386)672-5668

ANALYTICAL RESULTS

Project: Tomoka Semi-annual MWs
Pace Project No.: 35277966

Sample: FA-1B **Lab ID: 35277966014** Collected: 11/17/16 11:55 Received: 11/17/16 17:35 Matrix: Water

Parameters	Results	Units	PQL	MDL	DF	Prepared	Analyzed	CAS No.	Qual
Field Data	Analytical Method:								
Field pH	**6.92**	Std. Units			1		11/17/16 11:55		
Field Temperature	**22.26**	deg C			1		11/17/16 11:55		
Appearance	**Color: yellow, Sheen: none**				1		11/17/16 11:55		
Field Specific Conductance	**584**	umhos/cm			1		11/17/16 11:55		
Oxygen, Dissolved	**0.13**	mg/L			1		11/17/16 11:55	7782-44-7	
REDOX	**-77.7**	mV			1		11/17/16 11:55		
Turbidity	**0.86**	NTU			1		11/17/16 11:55		
Water Level(NGVD)	**18.42**	feet			1		11/17/16 11:55		
8011 GCS EDB and DBCP	Analytical Method: EPA 8011 Preparation Method: EPA 8011								
1,2-Dibromo-3-chloropropane	**0.0047 U**	ug/L	0.019	0.0047	1	11/21/16 17:40	11/22/16 05:34	96-12-8	
1,2-Dibromoethane (EDB)	**0.0073 U**	ug/L	0.0097	0.0073	1	11/21/16 17:40	11/22/16 05:34	106-93-4	
6010 MET ICP	Analytical Method: EPA 6010 Preparation Method: EPA 3010								
Arsenic	**5.0 U**	ug/L	10.0	5.0	1	11/26/16 20:34	11/30/16 14:32	7440-38-2	
Barium	**21.2**	ug/L	10.0	5.0	1	11/26/16 20:34	11/30/16 14:32	7440-39-3	
Beryllium	**0.50 U**	ug/L	1.0	0.50	1	11/26/16 20:34	11/30/16 14:32	7440-41-7	
Cadmium	**0.50 U**	ug/L	1.0	0.50	1	11/26/16 20:34	11/30/16 14:32	7440-43-9	
Chromium	**2.5 U**	ug/L	5.0	2.5	1	11/26/16 20:34	11/30/16 14:32	7440-47-3	
Cobalt	**5.0 U**	ug/L	10.0	5.0	1	11/26/16 20:34	11/30/16 14:32	7440-48-4	
Copper	**2.5 U**	ug/L	5.0	2.5	1	11/26/16 20:34	11/30/16 14:32	7440-50-8	
Iron	**346**	ug/L	40.0	20.0	1	11/26/16 20:34	11/30/16 14:32	7439-89-6	
Lead	**5.0 U**	ug/L	10.0	5.0	1	11/26/16 20:34	11/30/16 14:32	7439-92-1	
Nickel	**2.5 U**	ug/L	5.0	2.5	1	11/26/16 20:34	11/30/16 14:32	7440-02-0	
Selenium	**7.5 U**	ug/L	15.0	7.5	1	11/26/16 20:34	11/30/16 14:32	7782-49-2	
Silver	**2.5 U**	ug/L	5.0	2.5	1	11/26/16 20:34	11/30/16 14:32	7440-22-4	
Sodium	**10.6**	mg/L	1.0	0.50	1	11/26/16 20:34	11/30/16 14:32	7440-23-5	
Vanadium	**5.0 U**	ug/L	10.0	5.0	1	11/26/16 20:34	11/30/16 14:32	7440-62-2	
Zinc	**10.0 U**	ug/L	20.0	10.0	1	11/26/16 20:34	11/30/16 14:32	7440-66-6	
6020 MET ICPMS	Analytical Method: EPA 6020 Preparation Method: EPA 3010								
Antimony	**0.50 U**	ug/L	1.0	0.50	1	11/26/16 20:34	11/30/16 13:45	7440-36-0	
Thallium	**0.50 U**	ug/L	1.0	0.50	1	11/26/16 20:34	11/30/16 13:45	7440-28-0	
7470 Mercury	Analytical Method: EPA 7470 Preparation Method: EPA 7470								
Mercury	**0.10 U**	ug/L	0.20	0.10	1	11/29/16 07:07	11/29/16 21:13	7439-97-6	
8260 MSV	Analytical Method: EPA 8260								
Acetone	**10.0 U**	ug/L	20.0	10.0	1		11/26/16 18:22	67-64-1	
Acrylonitrile	**5.0 U**	ug/L	10.0	5.0	1		11/26/16 18:22	107-13-1	
Benzene	**0.10 U**	ug/L	1.0	0.10	1		11/26/16 18:22	71-43-2	
Bromochloromethane	**0.50 U**	ug/L	1.0	0.50	1		11/26/16 18:22	74-97-5	
Bromodichloromethane	**0.27 U**	ug/L	0.60	0.27	1		11/26/16 18:22	75-27-4	

REPORT OF LABORATORY ANALYSIS

This report shall not be reproduced, except in full,
without the written consent of Pace Analytical Services, LLC.

Pace Analytical Services, LLC
8 East Tower Circle
Ormond Beach, FL 32174
(386)672-5668

ANALYTICAL RESULTS

Project: Tomoka Semi-annual MWs
Pace Project No.: 35277966

Sample: FA-1B **Lab ID: 35277966014** Collected: 11/17/16 11:55 Received: 11/17/16 17:35 Matrix: Water

Parameters	Results	Units	PQL	MDL	DF	Prepared	Analyzed	CAS No.	Qual
8260 MSV	Analytical Method: EPA 8260								
Bromoform	**0.50 U**	ug/L	1.0	0.50	1		11/26/16 18:22	75-25-2	
Bromomethane	**0.50 U**	ug/L	5.0	0.50	1		11/26/16 18:22	74-83-9	
2-Butanone (MEK)	**5.0 U**	ug/L	10.0	5.0	1		11/26/16 18:22	78-93-3	
Carbon disulfide	**5.0 U**	ug/L	10.0	5.0	1		11/26/16 18:22	75-15-0	
Carbon tetrachloride	**0.50 U**	ug/L	1.0	0.50	1		11/26/16 18:22	56-23-5	
Chlorobenzene	**0.50 U**	ug/L	1.0	0.50	1		11/26/16 18:22	108-90-7	
Chloroethane	**0.50 U**	ug/L	10.0	0.50	1		11/26/16 18:22	75-00-3	
Chloroform	**0.50 U**	ug/L	1.0	0.50	1		11/26/16 18:22	67-66-3	
Chloromethane	**0.62 U**	ug/L	1.0	0.62	1		11/26/16 18:22	74-87-3	
Dibromochloromethane	**0.26 U**	ug/L	0.50	0.26	1		11/26/16 18:22	124-48-1	
Dibromomethane	**0.50 U**	ug/L	1.0	0.50	1		11/26/16 18:22	74-95-3	
1,2-Dichlorobenzene	**0.50 U**	ug/L	1.0	0.50	1		11/26/16 18:22	95-50-1	
1,4-Dichlorobenzene	**0.50 U**	ug/L	1.0	0.50	1		11/26/16 18:22	106-46-7	
trans-1,4-Dichloro-2-butene	**5.0 U**	ug/L	10.0	5.0	1		11/26/16 18:22	110-57-6	
1,1-Dichloroethane	**0.50 U**	ug/L	1.0	0.50	1		11/26/16 18:22	75-34-3	
1,2-Dichloroethane	**0.50 U**	ug/L	1.0	0.50	1		11/26/16 18:22	107-06-2	
1,1-Dichloroethene	**0.50 U**	ug/L	1.0	0.50	1		11/26/16 18:22	75-35-4	
cis-1,2-Dichloroethene	**0.50 U**	ug/L	1.0	0.50	1		11/26/16 18:22	156-59-2	
trans-1,2-Dichloroethene	**0.50 U**	ug/L	1.0	0.50	1		11/26/16 18:22	156-60-5	
1,2-Dichloropropane	**0.50 U**	ug/L	1.0	0.50	1		11/26/16 18:22	78-87-5	
cis-1,3-Dichloropropene	**0.25 U**	ug/L	0.50	0.25	1		11/26/16 18:22	10061-01-5	
trans-1,3-Dichloropropene	**0.25 U**	ug/L	0.50	0.25	1		11/26/16 18:22	10061-02-6	
Ethylbenzene	**0.50 U**	ug/L	1.0	0.50	1		11/26/16 18:22	100-41-4	
2-Hexanone	**5.0 U**	ug/L	10.0	5.0	1		11/26/16 18:22	591-78-6	
Iodomethane	**0.50 U**	ug/L	10.0	0.50	1		11/26/16 18:22	74-88-4	
Methylene Chloride	**2.5 U**	ug/L	5.0	2.5	1		11/26/16 18:22	75-09-2	
4-Methyl-2-pentanone (MIBK)	**5.0 U**	ug/L	10.0	5.0	1		11/26/16 18:22	108-10-1	
Styrene	**0.50 U**	ug/L	1.0	0.50	1		11/26/16 18:22	100-42-5	
1,1,1,2-Tetrachloroethane	**0.50 U**	ug/L	1.0	0.50	1		11/26/16 18:22	630-20-6	
1,1,2,2-Tetrachloroethane	**0.12 U**	ug/L	0.50	0.12	1		11/26/16 18:22	79-34-5	
Tetrachloroethene	**0.50 U**	ug/L	1.0	0.50	1		11/26/16 18:22	127-18-4	
Toluene	**0.50 U**	ug/L	1.0	0.50	1		11/26/16 18:22	108-88-3	
1,1,1-Trichloroethane	**0.50 U**	ug/L	1.0	0.50	1		11/26/16 18:22	71-55-6	
1,1,2-Trichloroethane	**0.50 U**	ug/L	1.0	0.50	1		11/26/16 18:22	79-00-5	
Trichloroethene	**0.50 U**	ug/L	1.0	0.50	1		11/26/16 18:22	79-01-6	
Trichlorofluoromethane	**0.50 U**	ug/L	1.0	0.50	1		11/26/16 18:22	75-69-4	
1,2,3-Trichloropropane	**0.59 U**	ug/L	1.0	0.59	1		11/26/16 18:22	96-18-4	
Vinyl acetate	**1.0 U**	ug/L	2.0	1.0	1		11/26/16 18:22	108-05-4	
Vinyl chloride	**0.50 U**	ug/L	1.0	0.50	1		11/26/16 18:22	75-01-4	
Xylene (Total)	**1.5 U**	ug/L	3.0	1.5	1		11/26/16 18:22	1330-20-7	
Surrogates									
4-Bromofluorobenzene (S)	102	%	89-111		1		11/26/16 18:22	460-00-4	
1,2-Dichloroethane-d4 (S)	103	%	75-135		1		11/26/16 18:22	17060-07-0	
Toluene-d8 (S)	104	%	89-112		1		11/26/16 18:22	2037-26-5	

REPORT OF LABORATORY ANALYSIS

This report shall not be reproduced, except in full,
without the written consent of Pace Analytical Services, LLC.

Pace Analytical Services, LLC
8 East Tower Circle
Ormond Beach, FL 32174
(386)672-5668

ANALYTICAL RESULTS

Project: Tomoka Semi-annual MWs
Pace Project No.: 35277966

Sample: FA-1B **Lab ID: 35277966014** Collected: 11/17/16 11:55 Received: 11/17/16 17:35 Matrix: Water

Parameters	Results	Units	PQL	MDL	DF	Prepared	Analyzed	CAS No.	Qual
2540C Total Dissolved Solids	Analytical Method: SM 2540C								
Total Dissolved Solids	**309**	mg/L	5.0	5.0	1		11/23/16 12:05		
300.0 IC Anions 28 Days	Analytical Method: EPA 300.0								
Chloride	**13.4**	mg/L	5.0	2.5	1		11/23/16 18:39	16887-00-6	
350.1 Ammonia	Analytical Method: EPA 350.1								
Nitrogen, Ammonia	**0.41**	mg/L	0.050	0.020	1		12/03/16 12:51	7664-41-7	
353.2 Nitrogen, NO2/NO3 unpres	Analytical Method: EPA 353.2								
Nitrogen, Nitrate	**0.014 I**	mg/L	0.040	0.010	1		11/19/16 08:07		

REPORT OF LABORATORY ANALYSIS

This report shall not be reproduced, except in full,
without the written consent of Pace Analytical Services, LLC.

Pace Analytical Services, LLC
8 East Tower Circle
Ormond Beach, FL 32174
(386)672-5668

ANALYTICAL RESULTS

Project: Tomoka Semi-annual MWs
Pace Project No.: 35277966

Sample: F-MB **Lab ID: 35277966015** Collected: 11/17/16 12:43 Received: 11/17/16 17:35 Matrix: Water

Parameters	Results	Units	PQL	MDL	DF	Prepared	Analyzed	CAS No.	Qual
Field Data	Analytical Method:								
Field pH	**6.90**	Std. Units			1		11/17/16 12:43		
Field Temperature	**23.50**	deg C			1		11/17/16 12:43		
Appearance	**Color: yellow, Sheen: none**				1		11/17/16 12:43		
Field Specific Conductance	**630**	umhos/cm			1		11/17/16 12:43		
Oxygen, Dissolved	**0.10**	mg/L			1		11/17/16 12:43	7782-44-7	
REDOX	**-26.0**	mV			1		11/17/16 12:43		
Turbidity	**15.82**	NTU			1		11/17/16 12:43		
Water Level(NGVD)	**17.93**	feet			1		11/17/16 12:43		
8011 GCS EDB and DBCP	Analytical Method: EPA 8011 Preparation Method: EPA 8011								
1,2-Dibromo-3-chloropropane	**0.0047 U**	ug/L	0.019	0.0047	1	11/21/16 17:40	11/22/16 05:49	96-12-8	
1,2-Dibromoethane (EDB)	**0.0072 U**	ug/L	0.0095	0.0072	1	11/21/16 17:40	11/22/16 05:49	106-93-4	
6010 MET ICP	Analytical Method: EPA 6010 Preparation Method: EPA 3010								
Arsenic	**5.0 U**	ug/L	10.0	5.0	1	11/26/16 20:34	11/30/16 14:36	7440-38-2	
Barium	**18.7**	ug/L	10.0	5.0	1	11/26/16 20:34	11/30/16 14:36	7440-39-3	
Beryllium	**0.50 U**	ug/L	1.0	0.50	1	11/26/16 20:34	11/30/16 14:36	7440-41-7	
Cadmium	**0.50 U**	ug/L	1.0	0.50	1	11/26/16 20:34	11/30/16 14:36	7440-43-9	
Chromium	**2.5 U**	ug/L	5.0	2.5	1	11/26/16 20:34	11/30/16 14:36	7440-47-3	
Cobalt	**5.0 U**	ug/L	10.0	5.0	1	11/26/16 20:34	11/30/16 14:36	7440-48-4	
Copper	**2.5 U**	ug/L	5.0	2.5	1	11/26/16 20:34	11/30/16 14:36	7440-50-8	
Iron	**106**	ug/L	40.0	20.0	1	11/26/16 20:34	11/30/16 14:36	7439-89-6	
Lead	**5.0 U**	ug/L	10.0	5.0	1	11/26/16 20:34	11/30/16 14:36	7439-92-1	
Nickel	**2.5 U**	ug/L	5.0	2.5	1	11/26/16 20:34	11/30/16 14:36	7440-02-0	
Selenium	**7.5 U**	ug/L	15.0	7.5	1	11/26/16 20:34	11/30/16 14:36	7782-49-2	
Silver	**2.5 U**	ug/L	5.0	2.5	1	11/26/16 20:34	11/30/16 14:36	7440-22-4	
Sodium	**17.1**	mg/L	1.0	0.50	1	11/26/16 20:34	11/30/16 14:36	7440-23-5	
Vanadium	**5.0 U**	ug/L	10.0	5.0	1	11/26/16 20:34	11/30/16 14:36	7440-62-2	
Zinc	**10.0 U**	ug/L	20.0	10.0	1	11/26/16 20:34	11/30/16 14:36	7440-66-6	
6020 MET ICPMS	Analytical Method: EPA 6020 Preparation Method: EPA 3010								
Antimony	**0.50 U**	ug/L	1.0	0.50	1	11/26/16 20:34	11/30/16 13:48	7440-36-0	
Thallium	**0.50 U**	ug/L	1.0	0.50	1	11/26/16 20:34	11/30/16 13:48	7440-28-0	
7470 Mercury	Analytical Method: EPA 7470 Preparation Method: EPA 7470								
Mercury	**0.10 U**	ug/L	0.20	0.10	1	11/29/16 07:07	11/29/16 21:15	7439-97-6	
8260 MSV	Analytical Method: EPA 8260								
Acetone	**10.0 U**	ug/L	20.0	10.0	1		11/26/16 18:48	67-64-1	
Acrylonitrile	**5.0 U**	ug/L	10.0	5.0	1		11/26/16 18:48	107-13-1	
Benzene	**0.10 U**	ug/L	1.0	0.10	1		11/26/16 18:48	71-43-2	
Bromochloromethane	**0.50 U**	ug/L	1.0	0.50	1		11/26/16 18:48	74-97-5	
Bromodichloromethane	**0.27 U**	ug/L	0.60	0.27	1		11/26/16 18:48	75-27-4	

REPORT OF LABORATORY ANALYSIS

This report shall not be reproduced, except in full,
without the written consent of Pace Analytical Services, LLC.

Pace Analytical Services, LLC
8 East Tower Circle
Ormond Beach, FL 32174
(386)672-5668

ANALYTICAL RESULTS

Project: Tomoka Semi-annual MWs
Pace Project No.: 35277966

Sample: F-MB **Lab ID: 35277966015** Collected: 11/17/16 12:43 Received: 11/17/16 17:35 Matrix: Water

Parameters	Results	Units	PQL	MDL	DF	Prepared	Analyzed	CAS No.	Qual
8260 MSV	Analytical Method: EPA 8260								
Bromoform	**0.50 U**	ug/L	1.0	0.50	1		11/26/16 18:48	75-25-2	
Bromomethane	**0.50 U**	ug/L	5.0	0.50	1		11/26/16 18:48	74-83-9	
2-Butanone (MEK)	**5.0 U**	ug/L	10.0	5.0	1		11/26/16 18:48	78-93-3	
Carbon disulfide	**5.0 U**	ug/L	10.0	5.0	1		11/26/16 18:48	75-15-0	
Carbon tetrachloride	**0.50 U**	ug/L	1.0	0.50	1		11/26/16 18:48	56-23-5	
Chlorobenzene	**0.50 U**	ug/L	1.0	0.50	1		11/26/16 18:48	108-90-7	
Chloroethane	**0.50 U**	ug/L	10.0	0.50	1		11/26/16 18:48	75-00-3	
Chloroform	**0.50 U**	ug/L	1.0	0.50	1		11/26/16 18:48	67-66-3	
Chloromethane	**0.62 U**	ug/L	1.0	0.62	1		11/26/16 18:48	74-87-3	
Dibromochloromethane	**0.26 U**	ug/L	0.50	0.26	1		11/26/16 18:48	124-48-1	
Dibromomethane	**0.50 U**	ug/L	1.0	0.50	1		11/26/16 18:48	74-95-3	
1,2-Dichlorobenzene	**0.50 U**	ug/L	1.0	0.50	1		11/26/16 18:48	95-50-1	
1,4-Dichlorobenzene	**0.50 U**	ug/L	1.0	0.50	1		11/26/16 18:48	106-46-7	
trans-1,4-Dichloro-2-butene	**5.0 U**	ug/L	10.0	5.0	1		11/26/16 18:48	110-57-6	
1,1-Dichloroethane	**0.50 U**	ug/L	1.0	0.50	1		11/26/16 18:48	75-34-3	
1,2-Dichloroethane	**0.50 U**	ug/L	1.0	0.50	1		11/26/16 18:48	107-06-2	
1,1-Dichloroethene	**0.50 U**	ug/L	1.0	0.50	1		11/26/16 18:48	75-35-4	
cis-1,2-Dichloroethene	**0.50 U**	ug/L	1.0	0.50	1		11/26/16 18:48	156-59-2	
trans-1,2-Dichloroethene	**0.50 U**	ug/L	1.0	0.50	1		11/26/16 18:48	156-60-5	
1,2-Dichloropropane	**0.50 U**	ug/L	1.0	0.50	1		11/26/16 18:48	78-87-5	
cis-1,3-Dichloropropene	**0.25 U**	ug/L	0.50	0.25	1		11/26/16 18:48	10061-01-5	
trans-1,3-Dichloropropene	**0.25 U**	ug/L	0.50	0.25	1		11/26/16 18:48	10061-02-6	
Ethylbenzene	**0.50 U**	ug/L	1.0	0.50	1		11/26/16 18:48	100-41-4	
2-Hexanone	**5.0 U**	ug/L	10.0	5.0	1		11/26/16 18:48	591-78-6	
Iodomethane	**0.50 U**	ug/L	10.0	0.50	1		11/26/16 18:48	74-88-4	
Methylene Chloride	**2.5 U**	ug/L	5.0	2.5	1		11/26/16 18:48	75-09-2	
4-Methyl-2-pentanone (MIBK)	**5.0 U**	ug/L	10.0	5.0	1		11/26/16 18:48	108-10-1	
Styrene	**0.50 U**	ug/L	1.0	0.50	1		11/26/16 18:48	100-42-5	
1,1,1,2-Tetrachloroethane	**0.50 U**	ug/L	1.0	0.50	1		11/26/16 18:48	630-20-6	
1,1,2,2-Tetrachloroethane	**0.12 U**	ug/L	0.50	0.12	1		11/26/16 18:48	79-34-5	
Tetrachloroethene	**0.50 U**	ug/L	1.0	0.50	1		11/26/16 18:48	127-18-4	
Toluene	**0.50 U**	ug/L	1.0	0.50	1		11/26/16 18:48	108-88-3	
1,1,1-Trichloroethane	**0.50 U**	ug/L	1.0	0.50	1		11/26/16 18:48	71-55-6	
1,1,2-Trichloroethane	**0.50 U**	ug/L	1.0	0.50	1		11/26/16 18:48	79-00-5	
Trichloroethene	**0.50 U**	ug/L	1.0	0.50	1		11/26/16 18:48	79-01-6	
Trichlorofluoromethane	**0.50 U**	ug/L	1.0	0.50	1		11/26/16 18:48	75-69-4	
1,2,3-Trichloropropane	**0.59 U**	ug/L	1.0	0.59	1		11/26/16 18:48	96-18-4	
Vinyl acetate	**1.0 U**	ug/L	2.0	1.0	1		11/26/16 18:48	108-05-4	
Vinyl chloride	**0.50 U**	ug/L	1.0	0.50	1		11/26/16 18:48	75-01-4	
Xylene (Total)	**1.5 U**	ug/L	3.0	1.5	1		11/26/16 18:48	1330-20-7	
Surrogates									
4-Bromofluorobenzene (S)	99	%	89-111		1		11/26/16 18:48	460-00-4	
1,2-Dichloroethane-d4 (S)	102	%	75-135		1		11/26/16 18:48	17060-07-0	
Toluene-d8 (S)	106	%	89-112		1		11/26/16 18:48	2037-26-5	

REPORT OF LABORATORY ANALYSIS

This report shall not be reproduced, except in full,
without the written consent of Pace Analytical Services, LLC.

Pace Analytical Services, LLC
8 East Tower Circle
Ormond Beach, FL 32174
(386)672-5668

ANALYTICAL RESULTS

Project: Tomoka Semi-annual MWs
Pace Project No.: 35277966

Sample: F-MB **Lab ID: 35277966015** Collected: 11/17/16 12:43 Received: 11/17/16 17:35 Matrix: Water

Parameters	Results	Units	PQL	MDL	DF	Prepared	Analyzed	CAS No.	Qual
2540C Total Dissolved Solids	Analytical Method: SM 2540C								
Total Dissolved Solids	**351**	mg/L	5.0	5.0	1		11/23/16 17:57		
300.0 IC Anions 28 Days	Analytical Method: EPA 300.0								
Chloride	**21.4**	mg/L	5.0	2.5	1		11/23/16 19:00	16887-00-6	
350.1 Ammonia	Analytical Method: EPA 350.1								
Nitrogen, Ammonia	**0.36**	mg/L	0.050	0.020	1		12/03/16 12:53	7664-41-7	
353.2 Nitrogen, NO2/NO3 unpres	Analytical Method: EPA 353.2								
Nitrogen, Nitrate	**0.016 I**	mg/L	0.040	0.010	1		11/19/16 08:08		

REPORT OF LABORATORY ANALYSIS

This report shall not be reproduced, except in full,
without the written consent of Pace Analytical Services, LLC.

Pace Analytical Services, LLC
8 East Tower Circle
Ormond Beach, FL 32174
(386)672-5668

ANALYTICAL RESULTS

Project: Tomoka Semi-annual MWs
Pace Project No.: 35277966

Sample: MO5-B **Lab ID: 35277966016** Collected: 11/17/16 15:45 Received: 11/17/16 17:35 Matrix: Water

Parameters	Results	Units	PQL	MDL	DF	Prepared	Analyzed	CAS No.	Qual
Field Data	Analytical Method:								
Field pH	**6.09**	Std. Units			1		11/17/16 15:45		
Field Temperature	**23.59**	deg C			1		11/17/16 15:45		
Appearance	**Color: yellow, Sheen: none**				1		11/17/16 15:45		
Field Specific Conductance	**1118**	umhos/cm			1		11/17/16 15:45		
Oxygen, Dissolved	**0.31**	mg/L			1		11/17/16 15:45	7782-44-7	
REDOX	**-10.1**	mV			1		11/17/16 15:45		
Turbidity	**0.97**	NTU			1		11/17/16 15:45		
Water Level(NGVD)	**19.65**	feet			1		11/17/16 15:45		
8011 GCS EDB and DBCP	Analytical Method: EPA 8011 Preparation Method: EPA 8011								
1,2-Dibromo-3-chloropropane	**0.0048 U**	ug/L	0.019	0.0048	1	11/21/16 17:40	11/22/16 06:04	96-12-8	
1,2-Dibromoethane (EDB)	**0.0073 U**	ug/L	0.0097	0.0073	1	11/21/16 17:40	11/22/16 06:04	106-93-4	
6010 MET ICP	Analytical Method: EPA 6010 Preparation Method: EPA 3010								
Arsenic	**5.0 U**	ug/L	10.0	5.0	1	11/26/16 20:34	11/30/16 14:40	7440-38-2	
Barium	**167**	ug/L	10.0	5.0	1	11/26/16 20:34	11/30/16 14:40	7440-39-3	
Beryllium	**0.51 I**	ug/L	1.0	0.50	1	11/26/16 20:34	11/30/16 14:40	7440-41-7	
Cadmium	**0.50 U**	ug/L	1.0	0.50	1	11/26/16 20:34	11/30/16 14:40	7440-43-9	
Chromium	**3.3 I**	ug/L	5.0	2.5	1	11/26/16 20:34	11/30/16 14:40	7440-47-3	
Cobalt	**5.0 U**	ug/L	10.0	5.0	1	11/26/16 20:34	11/30/16 14:40	7440-48-4	
Copper	**2.5 U**	ug/L	5.0	2.5	1	11/26/16 20:34	11/30/16 14:40	7440-50-8	
Iron	**8410**	ug/L	40.0	20.0	1	11/26/16 20:34	11/30/16 14:40	7439-89-6	
Lead	**5.0 U**	ug/L	10.0	5.0	1	11/26/16 20:34	11/30/16 14:40	7439-92-1	
Nickel	**2.5 U**	ug/L	5.0	2.5	1	11/26/16 20:34	11/30/16 14:40	7440-02-0	
Selenium	**7.5 U**	ug/L	15.0	7.5	1	11/26/16 20:34	11/30/16 14:40	7782-49-2	
Silver	**2.5 U**	ug/L	5.0	2.5	1	11/26/16 20:34	11/30/16 14:40	7440-22-4	
Sodium	**123**	mg/L	1.0	0.50	1	11/26/16 20:34	11/30/16 14:40	7440-23-5	
Vanadium	**5.0 U**	ug/L	10.0	5.0	1	11/26/16 20:34	11/30/16 14:40	7440-62-2	
Zinc	**10.0 U**	ug/L	20.0	10.0	1	11/26/16 20:34	11/30/16 14:40	7440-66-6	
6020 MET ICPMS	Analytical Method: EPA 6020 Preparation Method: EPA 3010								
Antimony	**0.50 U**	ug/L	1.0	0.50	1	11/26/16 20:34	11/30/16 13:50	7440-36-0	
Thallium	**0.50 U**	ug/L	1.0	0.50	1	11/26/16 20:34	11/30/16 13:50	7440-28-0	
7470 Mercury	Analytical Method: EPA 7470 Preparation Method: EPA 7470								
Mercury	**0.10 U**	ug/L	0.20	0.10	1	11/29/16 07:07	11/29/16 21:17	7439-97-6	
8260 MSV	Analytical Method: EPA 8260								
Acetone	**10.0 U**	ug/L	20.0	10.0	1		11/26/16 19:18	67-64-1	
Acrylonitrile	**5.0 U**	ug/L	10.0	5.0	1		11/26/16 19:18	107-13-1	
Benzene	**0.10 U**	ug/L	1.0	0.10	1		11/26/16 19:18	71-43-2	
Bromochloromethane	**0.50 U**	ug/L	1.0	0.50	1		11/26/16 19:18	74-97-5	
Bromodichloromethane	**0.27 U**	ug/L	0.60	0.27	1		11/26/16 19:18	75-27-4	

REPORT OF LABORATORY ANALYSIS

This report shall not be reproduced, except in full,
without the written consent of Pace Analytical Services, LLC.

Pace Analytical Services, LLC
8 East Tower Circle
Ormond Beach, FL 32174
(386)672-5668

ANALYTICAL RESULTS

Project: Tomoka Semi-annual MWs
Pace Project No.: 35277966

Sample: MO5-B **Lab ID: 35277966016** Collected: 11/17/16 15:45 Received: 11/17/16 17:35 Matrix: Water

Parameters	Results	Units	PQL	MDL	DF	Prepared	Analyzed	CAS No.	Qual
8260 MSV	Analytical Method: EPA 8260								
Bromoform	**0.50 U**	ug/L	1.0	0.50	1		11/26/16 19:18	75-25-2	
Bromomethane	**0.50 U**	ug/L	5.0	0.50	1		11/26/16 19:18	74-83-9	
2-Butanone (MEK)	**5.0 U**	ug/L	10.0	5.0	1		11/26/16 19:18	78-93-3	
Carbon disulfide	**5.0 U**	ug/L	10.0	5.0	1		11/26/16 19:18	75-15-0	
Carbon tetrachloride	**0.50 U**	ug/L	1.0	0.50	1		11/26/16 19:18	56-23-5	
Chlorobenzene	**0.50 U**	ug/L	1.0	0.50	1		11/26/16 19:18	108-90-7	
Chloroethane	**0.50 U**	ug/L	10.0	0.50	1		11/26/16 19:18	75-00-3	
Chloroform	**0.50 U**	ug/L	1.0	0.50	1		11/26/16 19:18	67-66-3	
Chloromethane	**0.62 U**	ug/L	1.0	0.62	1		11/26/16 19:18	74-87-3	
Dibromochloromethane	**0.26 U**	ug/L	0.50	0.26	1		11/26/16 19:18	124-48-1	
Dibromomethane	**0.50 U**	ug/L	1.0	0.50	1		11/26/16 19:18	74-95-3	
1,2-Dichlorobenzene	**0.50 U**	ug/L	1.0	0.50	1		11/26/16 19:18	95-50-1	
1,4-Dichlorobenzene	**0.50 U**	ug/L	1.0	0.50	1		11/26/16 19:18	106-46-7	
trans-1,4-Dichloro-2-butene	**5.0 U**	ug/L	10.0	5.0	1		11/26/16 19:18	110-57-6	
1,1-Dichloroethane	**0.50 U**	ug/L	1.0	0.50	1		11/26/16 19:18	75-34-3	
1,2-Dichloroethane	**0.50 U**	ug/L	1.0	0.50	1		11/26/16 19:18	107-06-2	
1,1-Dichloroethene	**0.50 U**	ug/L	1.0	0.50	1		11/26/16 19:18	75-35-4	
cis-1,2-Dichloroethene	**0.50 U**	ug/L	1.0	0.50	1		11/26/16 19:18	156-59-2	
trans-1,2-Dichloroethene	**0.50 U**	ug/L	1.0	0.50	1		11/26/16 19:18	156-60-5	
1,2-Dichloropropane	**0.50 U**	ug/L	1.0	0.50	1		11/26/16 19:18	78-87-5	
cis-1,3-Dichloropropene	**0.25 U**	ug/L	0.50	0.25	1		11/26/16 19:18	10061-01-5	
trans-1,3-Dichloropropene	**0.25 U**	ug/L	0.50	0.25	1		11/26/16 19:18	10061-02-6	
Ethylbenzene	**0.50 U**	ug/L	1.0	0.50	1		11/26/16 19:18	100-41-4	
2-Hexanone	**5.0 U**	ug/L	10.0	5.0	1		11/26/16 19:18	591-78-6	
Iodomethane	**0.50 U**	ug/L	10.0	0.50	1		11/26/16 19:18	74-88-4	
Methylene Chloride	**2.5 U**	ug/L	5.0	2.5	1		11/26/16 19:18	75-09-2	
4-Methyl-2-pentanone (MIBK)	**5.0 U**	ug/L	10.0	5.0	1		11/26/16 19:18	108-10-1	
Styrene	**0.50 U**	ug/L	1.0	0.50	1		11/26/16 19:18	100-42-5	
1,1,1,2-Tetrachloroethane	**0.50 U**	ug/L	1.0	0.50	1		11/26/16 19:18	630-20-6	
1,1,2,2-Tetrachloroethane	**0.12 U**	ug/L	0.50	0.12	1		11/26/16 19:18	79-34-5	
Tetrachloroethene	**0.50 U**	ug/L	1.0	0.50	1		11/26/16 19:18	127-18-4	
Toluene	**0.50 U**	ug/L	1.0	0.50	1		11/26/16 19:18	108-88-3	
1,1,1-Trichloroethane	**0.50 U**	ug/L	1.0	0.50	1		11/26/16 19:18	71-55-6	
1,1,2-Trichloroethane	**0.50 U**	ug/L	1.0	0.50	1		11/26/16 19:18	79-00-5	
Trichloroethene	**0.50 U**	ug/L	1.0	0.50	1		11/26/16 19:18	79-01-6	
Trichlorofluoromethane	**0.50 U**	ug/L	1.0	0.50	1		11/26/16 19:18	75-69-4	
1,2,3-Trichloropropane	**0.59 U**	ug/L	1.0	0.59	1		11/26/16 19:18	96-18-4	
Vinyl acetate	**1.0 U**	ug/L	2.0	1.0	1		11/26/16 19:18	108-05-4	
Vinyl chloride	**0.50 U**	ug/L	1.0	0.50	1		11/26/16 19:18	75-01-4	
Xylene (Total)	**1.5 U**	ug/L	3.0	1.5	1		11/26/16 19:18	1330-20-7	
Surrogates									
4-Bromofluorobenzene (S)	102	%	89-111		1		11/26/16 19:18	460-00-4	
1,2-Dichloroethane-d4 (S)	100	%	75-135		1		11/26/16 19:18	17060-07-0	
Toluene-d8 (S)	107	%	89-112		1		11/26/16 19:18	2037-26-5	

REPORT OF LABORATORY ANALYSIS

This report shall not be reproduced, except in full,
without the written consent of Pace Analytical Services, LLC.

Pace Analytical Services, LLC
8 East Tower Circle
Ormond Beach, FL 32174
(386)672-5668

ANALYTICAL RESULTS

Project: Tomoka Semi-annual MWs
Pace Project No.: 35277966

Sample: MO5-B **Lab ID: 35277966016** Collected: 11/17/16 15:45 Received: 11/17/16 17:35 Matrix: Water

Parameters	Results	Units	PQL	MDL	DF	Prepared	Analyzed	CAS No.	Qual
2540C Total Dissolved Solids	Analytical Method: SM 2540C								
Total Dissolved Solids	**662**	mg/L	5.0	5.0	1		11/23/16 17:58		
300.0 IC Anions 28 Days	Analytical Method: EPA 300.0								
Chloride	**87.0**	mg/L	10.0	5.0	2		11/23/16 19:22	16887-00-6	
350.1 Ammonia	Analytical Method: EPA 350.1								
Nitrogen, Ammonia	**3.9**	mg/L	0.050	0.020	1		12/03/16 12:54	7664-41-7	
353.2 Nitrogen, NO2/NO3 unpres	Analytical Method: EPA 353.2								
Nitrogen, Nitrate	**0.028 I**	mg/L	0.040	0.010	1		11/19/16 08:10		

REPORT OF LABORATORY ANALYSIS

This report shall not be reproduced, except in full,
without the written consent of Pace Analytical Services, LLC.

Pace Analytical Services, LLC
8 East Tower Circle
Ormond Beach, FL 32174
(386)672-5668

ANALYTICAL RESULTS

Project: Tomoka Semi-annual MWs
Pace Project No.: 35277966

Sample: B42-2 **Lab ID: 35277966017** Collected: 11/17/16 16:23 Received: 11/17/16 17:35 Matrix: Water

Parameters	Results	Units	PQL	MDL	DF	Prepared	Analyzed	CAS No.	Qual
Field Data	Analytical Method:								
Field pH	**5.75**	Std. Units			1		11/17/16 16:23		
Field Temperature	**2302**	deg C			1		11/17/16 16:23		
Appearance	**Color: yellow, Sheen: none**				1		11/17/16 16:23		
Field Specific Conductance	**537**	umhos/cm			1		11/17/16 16:23		
Oxygen, Dissolved	**0.28**	mg/L			1		11/17/16 16:23	7782-44-7	
REDOX	**100.3**	mV			1		11/17/16 16:23		
Turbidity	**1.36**	NTU			1		11/17/16 16:23		
Water Level(NGVD)	**23.47**	feet			1		11/17/16 16:23		
8011 GCS EDB and DBCP	Analytical Method: EPA 8011 Preparation Method: EPA 8011								
1,2-Dibromo-3-chloropropane	**0.0047 U**	ug/L	0.019	0.0047	1	11/21/16 17:40	11/22/16 06:35	96-12-8	
1,2-Dibromoethane (EDB)	**0.0071 U**	ug/L	0.0095	0.0071	1	11/21/16 17:40	11/22/16 06:35	106-93-4	
6010 MET ICP	Analytical Method: EPA 6010 Preparation Method: EPA 3010								
Arsenic	**5.0 U**	ug/L	10.0	5.0	1	11/26/16 20:34	11/30/16 14:44	7440-38-2	
Barium	**72.5**	ug/L	10.0	5.0	1	11/26/16 20:34	11/30/16 14:44	7440-39-3	
Beryllium	**0.50 U**	ug/L	1.0	0.50	1	11/26/16 20:34	11/30/16 14:44	7440-41-7	
Cadmium	**0.50 U**	ug/L	1.0	0.50	1	11/26/16 20:34	11/30/16 14:44	7440-43-9	
Chromium	**4.6 I**	ug/L	5.0	2.5	1	11/26/16 20:34	11/30/16 14:44	7440-47-3	
Cobalt	**5.0 U**	ug/L	10.0	5.0	1	11/26/16 20:34	11/30/16 14:44	7440-48-4	
Copper	**2.5 U**	ug/L	5.0	2.5	1	11/26/16 20:34	11/30/16 14:44	7440-50-8	
Iron	**1190**	ug/L	40.0	20.0	1	11/26/16 20:34	11/30/16 14:44	7439-89-6	
Lead	**5.0 U**	ug/L	10.0	5.0	1	11/26/16 20:34	11/30/16 14:44	7439-92-1	
Nickel	**2.5 U**	ug/L	5.0	2.5	1	11/26/16 20:34	11/30/16 14:44	7440-02-0	
Selenium	**7.5 U**	ug/L	15.0	7.5	1	11/26/16 20:34	11/30/16 14:44	7782-49-2	
Silver	**2.5 U**	ug/L	5.0	2.5	1	11/26/16 20:34	11/30/16 14:44	7440-22-4	
Sodium	**24.5**	mg/L	1.0	0.50	1	11/26/16 20:34	11/30/16 14:44	7440-23-5	
Vanadium	**5.0 U**	ug/L	10.0	5.0	1	11/26/16 20:34	11/30/16 14:44	7440-62-2	
Zinc	**10.0 U**	ug/L	20.0	10.0	1	11/26/16 20:34	11/30/16 14:44	7440-66-6	
6020 MET ICPMS	Analytical Method: EPA 6020 Preparation Method: EPA 3010								
Antimony	**0.50 U**	ug/L	1.0	0.50	1	11/26/16 20:34	11/30/16 13:53	7440-36-0	
Thallium	**0.50 U**	ug/L	1.0	0.50	1	11/26/16 20:34	11/30/16 13:53	7440-28-0	
7470 Mercury	Analytical Method: EPA 7470 Preparation Method: EPA 7470								
Mercury	**0.10 U**	ug/L	0.20	0.10	1	11/29/16 07:07	11/29/16 21:23	7439-97-6	
8260 MSV	Analytical Method: EPA 8260								
Acetone	**10.0 U**	ug/L	20.0	10.0	1		11/26/16 19:44	67-64-1	
Acrylonitrile	**5.0 U**	ug/L	10.0	5.0	1		11/26/16 19:44	107-13-1	
Benzene	**0.10 U**	ug/L	1.0	0.10	1		11/26/16 19:44	71-43-2	
Bromochloromethane	**0.50 U**	ug/L	1.0	0.50	1		11/26/16 19:44	74-97-5	
Bromodichloromethane	**0.27 U**	ug/L	0.60	0.27	1		11/26/16 19:44	75-27-4	

REPORT OF LABORATORY ANALYSIS

This report shall not be reproduced, except in full,
without the written consent of Pace Analytical Services, LLC.

Pace Analytical Services, LLC
8 East Tower Circle
Ormond Beach, FL 32174
(386)672-5668

ANALYTICAL RESULTS

Project: Tomoka Semi-annual MWs
Pace Project No.: 35277966

Sample: B42-2 **Lab ID: 35277966017** Collected: 11/17/16 16:23 Received: 11/17/16 17:35 Matrix: Water

Parameters	Results	Units	PQL	MDL	DF	Prepared	Analyzed	CAS No.	Qual
8260 MSV	Analytical Method: EPA 8260								
Bromoform	**0.50 U**	ug/L	1.0	0.50	1		11/26/16 19:44	75-25-2	
Bromomethane	**0.50 U**	ug/L	5.0	0.50	1		11/26/16 19:44	74-83-9	
2-Butanone (MEK)	**5.0 U**	ug/L	10.0	5.0	1		11/26/16 19:44	78-93-3	
Carbon disulfide	**5.0 U**	ug/L	10.0	5.0	1		11/26/16 19:44	75-15-0	
Carbon tetrachloride	**0.50 U**	ug/L	1.0	0.50	1		11/26/16 19:44	56-23-5	
Chlorobenzene	**0.50 U**	ug/L	1.0	0.50	1		11/26/16 19:44	108-90-7	
Chloroethane	**0.50 U**	ug/L	10.0	0.50	1		11/26/16 19:44	75-00-3	
Chloroform	**0.50 U**	ug/L	1.0	0.50	1		11/26/16 19:44	67-66-3	
Chloromethane	**0.62 U**	ug/L	1.0	0.62	1		11/26/16 19:44	74-87-3	
Dibromochloromethane	**0.26 U**	ug/L	0.50	0.26	1		11/26/16 19:44	124-48-1	
Dibromomethane	**0.50 U**	ug/L	1.0	0.50	1		11/26/16 19:44	74-95-3	
1,2-Dichlorobenzene	**0.50 U**	ug/L	1.0	0.50	1		11/26/16 19:44	95-50-1	
1,4-Dichlorobenzene	**0.50 U**	ug/L	1.0	0.50	1		11/26/16 19:44	106-46-7	
trans-1,4-Dichloro-2-butene	**5.0 U**	ug/L	10.0	5.0	1		11/26/16 19:44	110-57-6	
1,1-Dichloroethane	**0.50 U**	ug/L	1.0	0.50	1		11/26/16 19:44	75-34-3	
1,2-Dichloroethane	**0.50 U**	ug/L	1.0	0.50	1		11/26/16 19:44	107-06-2	
1,1-Dichloroethene	**0.50 U**	ug/L	1.0	0.50	1		11/26/16 19:44	75-35-4	
cis-1,2-Dichloroethene	**0.50 U**	ug/L	1.0	0.50	1		11/26/16 19:44	156-59-2	
trans-1,2-Dichloroethene	**0.50 U**	ug/L	1.0	0.50	1		11/26/16 19:44	156-60-5	
1,2-Dichloropropane	**0.50 U**	ug/L	1.0	0.50	1		11/26/16 19:44	78-87-5	
cis-1,3-Dichloropropene	**0.25 U**	ug/L	0.50	0.25	1		11/26/16 19:44	10061-01-5	
trans-1,3-Dichloropropene	**0.25 U**	ug/L	0.50	0.25	1		11/26/16 19:44	10061-02-6	
Ethylbenzene	**0.50 U**	ug/L	1.0	0.50	1		11/26/16 19:44	100-41-4	
2-Hexanone	**5.0 U**	ug/L	10.0	5.0	1		11/26/16 19:44	591-78-6	
Iodomethane	**0.50 U**	ug/L	10.0	0.50	1		11/26/16 19:44	74-88-4	
Methylene Chloride	**2.5 U**	ug/L	5.0	2.5	1		11/26/16 19:44	75-09-2	
4-Methyl-2-pentanone (MIBK)	**5.0 U**	ug/L	10.0	5.0	1		11/26/16 19:44	108-10-1	
Styrene	**0.50 U**	ug/L	1.0	0.50	1		11/26/16 19:44	100-42-5	
1,1,1,2-Tetrachloroethane	**0.50 U**	ug/L	1.0	0.50	1		11/26/16 19:44	630-20-6	
1,1,2,2-Tetrachloroethane	**0.12 U**	ug/L	0.50	0.12	1		11/26/16 19:44	79-34-5	
Tetrachloroethene	**0.50 U**	ug/L	1.0	0.50	1		11/26/16 19:44	127-18-4	
Toluene	**0.50 U**	ug/L	1.0	0.50	1		11/26/16 19:44	108-88-3	
1,1,1-Trichloroethane	**0.50 U**	ug/L	1.0	0.50	1		11/26/16 19:44	71-55-6	
1,1,2-Trichloroethane	**0.50 U**	ug/L	1.0	0.50	1		11/26/16 19:44	79-00-5	
Trichloroethene	**0.50 U**	ug/L	1.0	0.50	1		11/26/16 19:44	79-01-6	
Trichlorofluoromethane	**0.50 U**	ug/L	1.0	0.50	1		11/26/16 19:44	75-69-4	
1,2,3-Trichloropropane	**0.59 U**	ug/L	1.0	0.59	1		11/26/16 19:44	96-18-4	
Vinyl acetate	**1.0 U**	ug/L	2.0	1.0	1		11/26/16 19:44	108-05-4	
Vinyl chloride	**0.50 U**	ug/L	1.0	0.50	1		11/26/16 19:44	75-01-4	
Xylene (Total)	**1.5 U**	ug/L	3.0	1.5	1		11/26/16 19:44	1330-20-7	
Surrogates									
4-Bromofluorobenzene (S)	100	%	89-111		1		11/26/16 19:44	460-00-4	
1,2-Dichloroethane-d4 (S)	105	%	75-135		1		11/26/16 19:44	17060-07-0	
Toluene-d8 (S)	104	%	89-112		1		11/26/16 19:44	2037-26-5	

REPORT OF LABORATORY ANALYSIS

This report shall not be reproduced, except in full,
without the written consent of Pace Analytical Services, LLC.

Pace Analytical Services, LLC
8 East Tower Circle
Ormond Beach, FL 32174
(386)672-5668

ANALYTICAL RESULTS

Project: Tomoka Semi-annual MWs
Pace Project No.: 35277966

Sample: B42-2 **Lab ID: 35277966017** Collected: 11/17/16 16:23 Received: 11/17/16 17:35 Matrix: Water

Parameters	Results	Units	PQL	MDL	DF	Prepared	Analyzed	CAS No.	Qual
2540C Total Dissolved Solids	Analytical Method: SM 2540C								
Total Dissolved Solids	**356**	mg/L	5.0	5.0	1		11/23/16 17:58		
300.0 IC Anions 28 Days	Analytical Method: EPA 300.0								
Chloride	**35.3**	mg/L	5.0	2.5	1		11/23/16 19:43	16887-00-6	
350.1 Ammonia	Analytical Method: EPA 350.1								
Nitrogen, Ammonia	**0.19**	mg/L	0.050	0.020	1		12/03/16 12:56	7664-41-7	
353.2 Nitrogen, NO2/NO3 unpres	Analytical Method: EPA 353.2								
Nitrogen, Nitrate	**0.029 I**	mg/L	0.040	0.010	1		11/19/16 08:11		

REPORT OF LABORATORY ANALYSIS

This report shall not be reproduced, except in full,
without the written consent of Pace Analytical Services, LLC.

Pace Analytical Services, LLC
8 East Tower Circle
Ormond Beach, FL 32174
(386)672-5668

ANALYTICAL RESULTS

Project: Tomoka Semi-annual MWs
Pace Project No.: 35277966

Sample: Trip Blank 11/17/16 **Lab ID: 35277966018** Collected: 11/17/16 00:01 Received: 11/17/16 17:35 Matrix: Water

Parameters	Results	Units	PQL	MDL	DF	Prepared	Analyzed	CAS No.	Qual
8260 MSV	Analytical Method: EPA 8260								
Acetone	**10.0 U**	ug/L	20.0	10.0	1		11/26/16 12:22	67-64-1	
Acrylonitrile	**5.0 U**	ug/L	10.0	5.0	1		11/26/16 12:22	107-13-1	
Benzene	**0.10 U**	ug/L	1.0	0.10	1		11/26/16 12:22	71-43-2	
Bromochloromethane	**0.50 U**	ug/L	1.0	0.50	1		11/26/16 12:22	74-97-5	
Bromodichloromethane	**0.27 U**	ug/L	0.60	0.27	1		11/26/16 12:22	75-27-4	
Bromoform	**0.50 U**	ug/L	1.0	0.50	1		11/26/16 12:22	75-25-2	
Bromomethane	**0.50 U**	ug/L	5.0	0.50	1		11/26/16 12:22	74-83-9	
2-Butanone (MEK)	**5.0 U**	ug/L	10.0	5.0	1		11/26/16 12:22	78-93-3	
Carbon disulfide	**5.0 U**	ug/L	10.0	5.0	1		11/26/16 12:22	75-15-0	
Carbon tetrachloride	**0.50 U**	ug/L	1.0	0.50	1		11/26/16 12:22	56-23-5	
Chlorobenzene	**0.50 U**	ug/L	1.0	0.50	1		11/26/16 12:22	108-90-7	
Chloroethane	**0.50 U**	ug/L	10.0	0.50	1		11/26/16 12:22	75-00-3	
Chloroform	**0.50 U**	ug/L	1.0	0.50	1		11/26/16 12:22	67-66-3	
Chloromethane	**0.62 U**	ug/L	1.0	0.62	1		11/26/16 12:22	74-87-3	
1,2-Dibromo-3-chloropropane	**1.0 U**	ug/L	2.0	1.0	1		11/26/16 12:22	96-12-8	
Dibromochloromethane	**0.26 U**	ug/L	0.50	0.26	1		11/26/16 12:22	124-48-1	
1,2-Dibromoethane (EDB)	**0.50 U**	ug/L	1.0	0.50	1		11/26/16 12:22	106-93-4	
Dibromomethane	**0.50 U**	ug/L	1.0	0.50	1		11/26/16 12:22	74-95-3	
1,2-Dichlorobenzene	**0.50 U**	ug/L	1.0	0.50	1		11/26/16 12:22	95-50-1	
1,4-Dichlorobenzene	**0.50 U**	ug/L	1.0	0.50	1		11/26/16 12:22	106-46-7	
trans-1,4-Dichloro-2-butene	**5.0 U**	ug/L	10.0	5.0	1		11/26/16 12:22	110-57-6	
1,1-Dichloroethane	**0.50 U**	ug/L	1.0	0.50	1		11/26/16 12:22	75-34-3	
1,2-Dichloroethane	**0.50 U**	ug/L	1.0	0.50	1		11/26/16 12:22	107-06-2	
1,1-Dichloroethene	**0.50 U**	ug/L	1.0	0.50	1		11/26/16 12:22	75-35-4	
cis-1,2-Dichloroethene	**0.50 U**	ug/L	1.0	0.50	1		11/26/16 12:22	156-59-2	
trans-1,2-Dichloroethene	**0.50 U**	ug/L	1.0	0.50	1		11/26/16 12:22	156-60-5	
1,2-Dichloropropane	**0.50 U**	ug/L	1.0	0.50	1		11/26/16 12:22	78-87-5	
cis-1,3-Dichloropropene	**0.25 U**	ug/L	0.50	0.25	1		11/26/16 12:22	10061-01-5	
trans-1,3-Dichloropropene	**0.25 U**	ug/L	0.50	0.25	1		11/26/16 12:22	10061-02-6	
Ethylbenzene	**0.50 U**	ug/L	1.0	0.50	1		11/26/16 12:22	100-41-4	
2-Hexanone	**5.0 U**	ug/L	10.0	5.0	1		11/26/16 12:22	591-78-6	
Iodomethane	**0.50 U**	ug/L	10.0	0.50	1		11/26/16 12:22	74-88-4	
Methylene Chloride	**2.5 U**	ug/L	5.0	2.5	1		11/26/16 12:22	75-09-2	
4-Methyl-2-pentanone (MIBK)	**5.0 U**	ug/L	10.0	5.0	1		11/26/16 12:22	108-10-1	
Styrene	**0.50 U**	ug/L	1.0	0.50	1		11/26/16 12:22	100-42-5	
1,1,1,2-Tetrachloroethane	**0.50 U**	ug/L	1.0	0.50	1		11/26/16 12:22	630-20-6	
1,1,2,2-Tetrachloroethane	**0.12 U**	ug/L	0.50	0.12	1		11/26/16 12:22	79-34-5	
Tetrachloroethene	**0.50 U**	ug/L	1.0	0.50	1		11/26/16 12:22	127-18-4	
Toluene	**0.50 U**	ug/L	1.0	0.50	1		11/26/16 12:22	108-88-3	
1,1,1-Trichloroethane	**0.50 U**	ug/L	1.0	0.50	1		11/26/16 12:22	71-55-6	
1,1,2-Trichloroethane	**0.50 U**	ug/L	1.0	0.50	1		11/26/16 12:22	79-00-5	
Trichloroethene	**0.50 U**	ug/L	1.0	0.50	1		11/26/16 12:22	79-01-6	
Trichlorofluoromethane	**0.50 U**	ug/L	1.0	0.50	1		11/26/16 12:22	75-69-4	
1,2,3-Trichloropropane	**0.59 U**	ug/L	1.0	0.59	1		11/26/16 12:22	96-18-4	
Vinyl acetate	**1.0 U**	ug/L	2.0	1.0	1		11/26/16 12:22	108-05-4	
Vinyl chloride	**0.50 U**	ug/L	1.0	0.50	1		11/26/16 12:22	75-01-4	

REPORT OF LABORATORY ANALYSIS

This report shall not be reproduced, except in full,
without the written consent of Pace Analytical Services, LLC.

Pace Analytical Services, LLC
8 East Tower Circle
Ormond Beach, FL 32174
(386)672-5668

ANALYTICAL RESULTS

Project: Tomoka Semi-annual MWs
Pace Project No.: 35277966

Sample: Trip Blank 11/17/16 **Lab ID: 35277966018** Collected: 11/17/16 00:01 Received: 11/17/16 17:35 Matrix: Water

Parameters	Results	Units	PQL	MDL	DF	Prepared	Analyzed	CAS No.	Qual
8260 MSV	Analytical Method: EPA 8260								
Xylene (Total)	**1.5 U**	ug/L	3.0	1.5	1		11/26/16 12:22	1330-20-7	
Surrogates									
4-Bromofluorobenzene (S)	103	%	89-111		1		11/26/16 12:22	460-00-4	
1,2-Dichloroethane-d4 (S)	103	%	75-135		1		11/26/16 12:22	17060-07-0	
Toluene-d8 (S)	105	%	89-112		1		11/26/16 12:22	2037-26-5	

REPORT OF LABORATORY ANALYSIS

This report shall not be reproduced, except in full,
without the written consent of Pace Analytical Services, LLC.

Pace Analytical Services, LLC
8 East Tower Circle
Ormond Beach, FL 32174
(386)672-5668

QUALITY CONTROL DATA

Project: Tomoka Semi-annual MWs
Pace Project No.: 35277966

QC Batch: 334933 Analysis Method: EPA 7470
QC Batch Method: EPA 7470 Analysis Description: 7470 Mercury
Associated Lab Samples: 35277966001, 35277966002, 35277966003, 35277966004, 35277966005, 35277966006

METHOD BLANK: 1793141 Matrix: Water
Associated Lab Samples: 35277966001, 35277966002, 35277966003, 35277966004, 35277966005, 35277966006

Parameter	Units	Blank Result	Reporting Limit	MDL	Analyzed	Qualifiers
Mercury	ug/L	0.10 U	0.20	0.10	11/29/16 17:20	

LABORATORY CONTROL SAMPLE: 1793142

Parameter	Units	Spike Conc.	LCS Result	LCS % Rec	% Rec Limits	Qualifiers
Mercury	ug/L	2	2.2	110	80-120	

MATRIX SPIKE & MATRIX SPIKE DUPLICATE: 1793143 1793144

Parameter	Units	92319903001 Result	MS Spike Conc.	MSD Spike Conc.	MS Result	MSD Result	MS % Rec	MSD % Rec	% Rec Limits	RPD	Max RPD	Qual
Mercury	ug/L	<0.10	2	2	2.1	2.2	104	106	75-125	2	20	

Results presented on this page are in the units indicated by the "Units" column except where an alternate unit is presented to the right of the result.

REPORT OF LABORATORY ANALYSIS

This report shall not be reproduced, except in full,
without the written consent of Pace Analytical Services, LLC.

Pace Analytical Services, LLC
8 East Tower Circle
Ormond Beach, FL 32174
(386)672-5668

QUALITY CONTROL DATA

Project: Tomoka Semi-annual MWs
Pace Project No.: 35277966

QC Batch: 335005 Analysis Method: EPA 7470
QC Batch Method: EPA 7470 Analysis Description: 7470 Mercury
Associated Lab Samples: 35277966007, 35277966008, 35277966009, 35277966010, 35277966011, 35277966012, 35277966013, 35277966014, 35277966015, 35277966016, 35277966017

METHOD BLANK: 1793526 Matrix: Water
Associated Lab Samples: 35277966007, 35277966008, 35277966009, 35277966010, 35277966011, 35277966012, 35277966013, 35277966014, 35277966015, 35277966016, 35277966017

Parameter	Units	Blank Result	Reporting Limit	MDL	Analyzed	Qualifiers
Mercury	ug/L	0.10 U	0.20	0.10	11/29/16 20:42	

LABORATORY CONTROL SAMPLE: 1793527

Parameter	Units	Spike Conc.	LCS Result	LCS % Rec	% Rec Limits	Qualifiers
Mercury	ug/L	2	2.2	108	80-120	

MATRIX SPIKE & MATRIX SPIKE DUPLICATE: 1793528 1793529

Parameter	Units	35277966007 Result	MS Spike Conc.	MSD Spike Conc.	MS Result	MSD Result	MS % Rec	MSD % Rec	% Rec Limits	RPD	Max RPD	Qual
Mercury	ug/L	0.10 U	2	2	2.0	2.1	100	103	75-125	3	20	

Results presented on this page are in the units indicated by the "Units" column except where an alternate unit is presented to the right of the result.

REPORT OF LABORATORY ANALYSIS

This report shall not be reproduced, except in full,
without the written consent of Pace Analytical Services, LLC.

Pace Analytical Services, LLC
8 East Tower Circle
Ormond Beach, FL 32174
(386)672-5668

QUALITY CONTROL DATA

Project: Tomoka Semi-annual MWs
Pace Project No.: 35277966

QC Batch: 334671 Analysis Method: EPA 6010
QC Batch Method: EPA 3010 Analysis Description: 6010 MET
Associated Lab Samples: 35277966001, 35277966002, 35277966003, 35277966004, 35277966005, 35277966006, 35277966007, 35277966008, 35277966009, 35277966010, 35277966011

METHOD BLANK: 1792316 Matrix: Water
Associated Lab Samples: 35277966001, 35277966002, 35277966003, 35277966004, 35277966005, 35277966006, 35277966007, 35277966008, 35277966009, 35277966010, 35277966011

Parameter	Units	Blank Result	Reporting Limit	MDL	Analyzed	Qualifiers
Arsenic	ug/L	5.0 U	10.0	5.0	12/01/16 20:01	
Barium	ug/L	5.0 U	10.0	5.0	12/01/16 20:01	
Beryllium	ug/L	0.50 U	1.0	0.50	12/01/16 20:01	
Cadmium	ug/L	0.50 U	1.0	0.50	12/01/16 20:01	
Chromium	ug/L	2.5 U	5.0	2.5	12/01/16 20:01	
Cobalt	ug/L	5.0 U	10.0	5.0	12/01/16 20:01	
Copper	ug/L	2.5 U	5.0	2.5	12/01/16 20:01	
Iron	ug/L	20.0 U	40.0	20.0	12/01/16 20:01	
Lead	ug/L	5.0 U	10.0	5.0	12/01/16 20:01	
Nickel	ug/L	2.5 U	5.0	2.5	12/01/16 20:01	
Selenium	ug/L	7.5 U	15.0	7.5	12/01/16 20:01	
Silver	ug/L	2.5 U	5.0	2.5	12/01/16 20:01	
Sodium	mg/L	0.50 U	1.0	0.50	12/01/16 20:01	CU
Vanadium	ug/L	5.0 U	10.0	5.0	12/01/16 20:01	
Zinc	ug/L	10.0 U	20.0	10.0	12/01/16 20:01	

LABORATORY CONTROL SAMPLE: 1792317

Parameter	Units	Spike Conc.	LCS Result	LCS % Rec	% Rec Limits	Qualifiers
Arsenic	ug/L	500	512	102	80-120	
Barium	ug/L	500	509	102	80-120	
Beryllium	ug/L	50	53.8	108	80-120	
Cadmium	ug/L	50	52.8	106	80-120	
Chromium	ug/L	250	268	107	80-120	
Cobalt	ug/L	500	531	106	80-120	
Copper	ug/L	250	255	102	80-120	
Iron	ug/L	2000	2090	105	80-120	
Lead	ug/L	500	530	106	80-120	
Nickel	ug/L	250	265	106	80-120	
Selenium	ug/L	750	787	105	80-120	
Silver	ug/L	250	244	97	80-120	
Sodium	mg/L	50	52.5	105	80-120	
Vanadium	ug/L	500	536	107	80-120	
Zinc	ug/L	1000	1030	103	80-120	

Results presented on this page are in the units indicated by the "Units" column except where an alternate unit is presented to the right of the result.

REPORT OF LABORATORY ANALYSIS

This report shall not be reproduced, except in full,
without the written consent of Pace Analytical Services, LLC.

Pace Analytical Services, LLC
8 East Tower Circle
Ormond Beach, FL 32174
(386)672-5668

QUALITY CONTROL DATA

Project: Tomoka Semi-annual MWs
Pace Project No.: 35277966

MATRIX SPIKE & MATRIX SPIKE DUPLICATE: 1792318 1792319

Parameter	Units	35277944002 Result	MS Spike Conc.	MSD Spike Conc.	MS Result	MSD Result	MS % Rec	MSD % Rec	% Rec Limits	RPD	Max RPD	Qual
Arsenic	ug/L	5.0 U	500	500	516	529	103	106	75-125	3	20	
Barium	ug/L	7.6 I	500	500	510	522	101	103	75-125	2	20	
Beryllium	ug/L	0.50 U	50	50	53.8	54.9	107	110	75-125	2	20	
Cadmium	ug/L	0.50 U	50	50	52.1	53.2	104	106	75-125	2	20	
Chromium	ug/L	2.5 U	250	250	266	270	106	108	75-125	2	20	
Cobalt	ug/L	5.0 U	500	500	523	536	105	107	75-125	2	20	
Copper	ug/L	2.5 U	250	250	258	264	103	105	75-125	2	20	
Iron	ug/L	74.8	2000	2000	2140	2190	104	106	75-125	2	20	
Lead	ug/L	5.0 U	500	500	527	535	105	107	75-125	2	20	
Nickel	ug/L	2.5 U	250	250	262	268	105	107	75-125	2	20	
Selenium	ug/L	7.5 U	750	750	779	800	104	107	75-125	3	20	
Silver	ug/L	2.5 U	250	250	242	247	97	99	75-125	2	20	
Sodium	mg/L	3.3	50	50	55.6	56.7	105	107	75-125	2	20	
Vanadium	ug/L	5.0 U	500	500	534	546	107	109	75-125	2	20	
Zinc	ug/L	10.0 U	1000	1000	1030	1050	103	105	75-125	2	20	

Results presented on this page are in the units indicated by the "Units" column except where an alternate unit is presented to the right of the result.

REPORT OF LABORATORY ANALYSIS

This report shall not be reproduced, except in full,
without the written consent of Pace Analytical Services, LLC.

Pace Analytical Services, LLC
8 East Tower Circle
Ormond Beach, FL 32174
(386)672-5668

QUALITY CONTROL DATA

Project: Tomoka Semi-annual MWs
Pace Project No.: 35277966

QC Batch: 334672 Analysis Method: EPA 6010
QC Batch Method: EPA 3010 Analysis Description: 6010 MET
Associated Lab Samples: 35277966012, 35277966013, 35277966014, 35277966015, 35277966016, 35277966017

METHOD BLANK: 1792320 Matrix: Water
Associated Lab Samples: 35277966012, 35277966013, 35277966014, 35277966015, 35277966016, 35277966017

Parameter	Units	Blank Result	Reporting Limit	MDL	Analyzed	Qualifiers
Arsenic	ug/L	5.0 U	10.0	5.0	11/30/16 14:01	
Barium	ug/L	5.0 U	10.0	5.0	11/30/16 14:01	
Beryllium	ug/L	0.50 U	1.0	0.50	11/30/16 14:01	
Cadmium	ug/L	0.50 U	1.0	0.50	11/30/16 14:01	
Chromium	ug/L	2.5 U	5.0	2.5	11/30/16 14:01	
Cobalt	ug/L	5.0 U	10.0	5.0	11/30/16 14:01	
Copper	ug/L	2.5 U	5.0	2.5	11/30/16 14:01	
Iron	ug/L	20.0 U	40.0	20.0	11/30/16 14:01	
Lead	ug/L	5.0 U	10.0	5.0	11/30/16 14:01	
Nickel	ug/L	2.5 U	5.0	2.5	11/30/16 14:01	
Selenium	ug/L	7.5 U	15.0	7.5	11/30/16 14:01	
Silver	ug/L	2.5 U	5.0	2.5	11/30/16 14:01	
Sodium	mg/L	0.50 U	1.0	0.50	11/30/16 14:01	
Vanadium	ug/L	5.0 U	10.0	5.0	11/30/16 14:01	
Zinc	ug/L	10.0 U	20.0	10.0	11/30/16 14:01	

LABORATORY CONTROL SAMPLE: 1792321

Parameter	Units	Spike Conc.	LCS Result	LCS % Rec	% Rec Limits	Qualifiers
Arsenic	ug/L	500	509	102	80-120	
Barium	ug/L	500	518	104	80-120	
Beryllium	ug/L	50	51.6	103	80-120	
Cadmium	ug/L	50	51.8	104	80-120	
Chromium	ug/L	250	262	105	80-120	
Cobalt	ug/L	500	524	105	80-120	
Copper	ug/L	250	262	105	80-120	
Iron	ug/L	2000	2010	100	80-120	
Lead	ug/L	500	519	104	80-120	
Nickel	ug/L	250	261	104	80-120	
Selenium	ug/L	750	774	103	80-120	
Silver	ug/L	250	238	95	80-120	
Sodium	mg/L	50	52.9	106	80-120	
Vanadium	ug/L	500	521	104	80-120	
Zinc	ug/L	1000	1040	104	80-120	

Results presented on this page are in the units indicated by the "Units" column except where an alternate unit is presented to the right of the result.

REPORT OF LABORATORY ANALYSIS

This report shall not be reproduced, except in full,
without the written consent of Pace Analytical Services, LLC.

Pace Analytical Services, LLC
8 East Tower Circle
Ormond Beach, FL 32174
(386)672-5668

QUALITY CONTROL DATA

Project: Tomoka Semi-annual MWs
Pace Project No.: 35277966

MATRIX SPIKE & MATRIX SPIKE DUPLICATE: 1792322 1792323

Parameter	Units	35277966013 Result	MS Spike Conc.	MSD Spike Conc.	MS Result	MSD Result	MS % Rec	MSD % Rec	% Rec Limits	RPD	Max RPD	Qual
Arsenic	ug/L	5.1 I	100	100	107	114	102	109	75-125	6	20	
Barium	ug/L	109	100	100	261	278	152	169	75-125	6	20	J(M1)
Beryllium	ug/L	0.50 I	10	10	10.7	11.3	102	108	75-125	5	20	
Cadmium	ug/L	0.50 U	10	10	10.1	10.7	101	107	75-125	5	20	
Chromium	ug/L	2.5 U	50	50	52.5	55.4	103	109	75-125	5	20	
Cobalt	ug/L	5.0 U	100	100	105	110	104	109	75-125	5	20	
Copper	ug/L	2.5 U	50	50	55.1	75.8	108	149	75-125	32	20	J(M1), J(R1)
Iron	ug/L	17500	400	400	33000	35200	3870	4420	75-125	6	20	J(M1)
Lead	ug/L	5.0 U	100	100	101	105	101	105	75-125	4	20	
Nickel	ug/L	8.2	50	50	53.4	56.1	91	96	75-125	5	20	
Selenium	ug/L	7.5 U	150	150	156	167	103	110	75-125	7	20	
Silver	ug/L	2.5 U	50	50	47.1	49.3	94	99	75-125	5	20	
Sodium	mg/L	49.0	10	10	49.8	53.6	8	46	75-125	7	20	J(M1)
Vanadium	ug/L	5.0 U	100	100	106	111	103	108	75-125	5	20	
Zinc	ug/L	10.0 U	200	200	207	276	103	138	75-125	29	20	J(M1), J(R1)

Results presented on this page are in the units indicated by the "Units" column except where an alternate unit is presented to the right of the result.

REPORT OF LABORATORY ANALYSIS

This report shall not be reproduced, except in full,
without the written consent of Pace Analytical Services, LLC.

Pace Analytical Services, LLC
8 East Tower Circle
Ormond Beach, FL 32174
(386)672-5668

QUALITY CONTROL DATA

Project: Tomoka Semi-annual MWs
Pace Project No.: 35277966

QC Batch: 334670 Analysis Method: EPA 6020
QC Batch Method: EPA 3010 Analysis Description: 6020 MET
Associated Lab Samples: 35277966001, 35277966002, 35277966003, 35277966004, 35277966005, 35277966006, 35277966007, 35277966008, 35277966009, 35277966010, 35277966011

METHOD BLANK: 1792312 Matrix: Water
Associated Lab Samples: 35277966001, 35277966002, 35277966003, 35277966004, 35277966005, 35277966006, 35277966007, 35277966008, 35277966009, 35277966010, 35277966011

Parameter	Units	Blank Result	Reporting Limit	MDL	Analyzed	Qualifiers
Antimony	ug/L	0.50 U	1.0	0.50	11/30/16 14:39	
Thallium	ug/L	0.50 U	1.0	0.50	11/30/16 14:39	

LABORATORY CONTROL SAMPLE: 1792313

Parameter	Units	Spike Conc.	LCS Result	LCS % Rec	% Rec Limits	Qualifiers
Antimony	ug/L	150	155	103	80-120	
Thallium	ug/L	150	169	113	80-120	

MATRIX SPIKE & MATRIX SPIKE DUPLICATE: 1792314 1792315

Parameter	Units	35277944003 Result	MS Spike Conc.	MSD Spike Conc.	MS Result	MSD Result	MS % Rec	MSD % Rec	% Rec Limits	RPD	Max RPD	Qual
Antimony	ug/L	0.50 U	150	150	152	151	101	101	75-125	1	20	
Thallium	ug/L	0.50 U	150	150	169	167	113	111	75-125	1	20	

Results presented on this page are in the units indicated by the "Units" column except where an alternate unit is presented to the right of the result.

REPORT OF LABORATORY ANALYSIS

This report shall not be reproduced, except in full,
without the written consent of Pace Analytical Services, LLC.

Pace Analytical Services, LLC
8 East Tower Circle
Ormond Beach, FL 32174
(386)672-5668

QUALITY CONTROL DATA

Project: Tomoka Semi-annual MWs
Pace Project No.: 35277966

QC Batch: 334673 Analysis Method: EPA 6020
QC Batch Method: EPA 3010 Analysis Description: 6020 MET
Associated Lab Samples: 35277966012, 35277966013, 35277966014, 35277966015, 35277966016, 35277966017

METHOD BLANK: 1792324 Matrix: Water
Associated Lab Samples: 35277966012, 35277966013, 35277966014, 35277966015, 35277966016, 35277966017

Parameter	Units	Blank Result	Reporting Limit	MDL	Analyzed	Qualifiers
Antimony	ug/L	0.50 U	1.0	0.50	11/30/16 13:26	
Thallium	ug/L	0.50 U	1.0	0.50	11/30/16 13:26	

LABORATORY CONTROL SAMPLE: 1792325

Parameter	Units	Spike Conc.	LCS Result	LCS % Rec	% Rec Limits	Qualifiers
Antimony	ug/L	150	149	99	80-120	
Thallium	ug/L	150	164	109	80-120	

MATRIX SPIKE & MATRIX SPIKE DUPLICATE: 1792326 1792327

Parameter	Units	35277966012 Result	MS Spike Conc.	MSD Spike Conc.	MS Result	MSD Result	MS % Rec	MSD % Rec	% Rec Limits	RPD	Max RPD	Qual
Antimony	ug/L	0.50 U	750	750	773	769	103	103	75-125	1	20	L
Thallium	ug/L	0.50 U	750	750	821	805	110	107	75-125	2	20	L

Results presented on this page are in the units indicated by the "Units" column except where an alternate unit is presented to the right of the result.

REPORT OF LABORATORY ANALYSIS

This report shall not be reproduced, except in full,
without the written consent of Pace Analytical Services, LLC.

Pace Analytical Services, LLC
8 East Tower Circle
Ormond Beach, FL 32174
(386)672-5668

QUALITY CONTROL DATA

Project: Tomoka Semi-annual MWs
Pace Project No.: 35277966

QC Batch: 334518 Analysis Method: EPA 8260
QC Batch Method: EPA 8260 Analysis Description: 8260 MSV
Associated Lab Samples: 35277966001, 35277966002, 35277966003, 35277966004, 35277966005, 35277966006, 35277966007, 35277966008, 35277966009, 35277966010, 35277966011, 35277966012, 35277966013, 35277966014, 35277966015, 35277966016, 35277966017, 35277966018

METHOD BLANK: 1791272 Matrix: Water
Associated Lab Samples: 35277966001, 35277966002, 35277966003, 35277966004, 35277966005, 35277966006, 35277966007, 35277966008, 35277966009, 35277966010, 35277966011, 35277966012, 35277966013, 35277966014, 35277966015, 35277966016, 35277966017, 35277966018

Parameter	Units	Blank Result	Reporting Limit	MDL	Analyzed	Qualifiers
1,1,1,2-Tetrachloroethane	ug/L	0.50 U	1.0	0.50	11/26/16 11:31	
1,1,1-Trichloroethane	ug/L	0.50 U	1.0	0.50	11/26/16 11:31	
1,1,2,2-Tetrachloroethane	ug/L	0.12 U	0.50	0.12	11/26/16 11:31	
1,1,2-Trichloroethane	ug/L	0.50 U	1.0	0.50	11/26/16 11:31	
1,1-Dichloroethane	ug/L	0.50 U	1.0	0.50	11/26/16 11:31	
1,1-Dichloroethene	ug/L	0.50 U	1.0	0.50	11/26/16 11:31	
1,2,3-Trichloropropane	ug/L	0.59 U	1.0	0.59	11/26/16 11:31	
1,2-Dibromo-3-chloropropane	ug/L	1.0 U	2.0	1.0	11/26/16 11:31	
1,2-Dibromoethane (EDB)	ug/L	0.50 U	1.0	0.50	11/26/16 11:31	
1,2-Dichlorobenzene	ug/L	0.50 U	1.0	0.50	11/26/16 11:31	
1,2-Dichloroethane	ug/L	0.50 U	1.0	0.50	11/26/16 11:31	
1,2-Dichloropropane	ug/L	0.50 U	1.0	0.50	11/26/16 11:31	
1,4-Dichlorobenzene	ug/L	0.50 U	1.0	0.50	11/26/16 11:31	
2-Butanone (MEK)	ug/L	5.0 U	10.0	5.0	11/26/16 11:31	
2-Hexanone	ug/L	5.0 U	10.0	5.0	11/26/16 11:31	
4-Methyl-2-pentanone (MIBK)	ug/L	5.0 U	10.0	5.0	11/26/16 11:31	
Acetone	ug/L	10.0 U	20.0	10.0	11/26/16 11:31	
Acrylonitrile	ug/L	5.0 U	10.0	5.0	11/26/16 11:31	
Benzene	ug/L	0.10 U	1.0	0.10	11/26/16 11:31	
Bromochloromethane	ug/L	0.50 U	1.0	0.50	11/26/16 11:31	
Bromodichloromethane	ug/L	0.27 U	0.60	0.27	11/26/16 11:31	
Bromoform	ug/L	0.50 U	1.0	0.50	11/26/16 11:31	
Bromomethane	ug/L	0.50 U	5.0	0.50	11/26/16 11:31	
Carbon disulfide	ug/L	5.0 U	10.0	5.0	11/26/16 11:31	
Carbon tetrachloride	ug/L	0.50 U	1.0	0.50	11/26/16 11:31	
Chlorobenzene	ug/L	0.50 U	1.0	0.50	11/26/16 11:31	
Chloroethane	ug/L	0.50 U	10.0	0.50	11/26/16 11:31	
Chloroform	ug/L	0.50 U	1.0	0.50	11/26/16 11:31	
Chloromethane	ug/L	0.62 U	1.0	0.62	11/26/16 11:31	
cis-1,2-Dichloroethene	ug/L	0.50 U	1.0	0.50	11/26/16 11:31	
cis-1,3-Dichloropropene	ug/L	0.25 U	0.50	0.25	11/26/16 11:31	
Dibromochloromethane	ug/L	0.26 U	0.50	0.26	11/26/16 11:31	
Dibromomethane	ug/L	0.50 U	1.0	0.50	11/26/16 11:31	
Ethylbenzene	ug/L	0.50 U	1.0	0.50	11/26/16 11:31	
Iodomethane	ug/L	0.50 U	10.0	0.50	11/26/16 11:31	
Methylene Chloride	ug/L	2.5 U	5.0	2.5	11/26/16 11:31	
Styrene	ug/L	0.50 U	1.0	0.50	11/26/16 11:31	
Tetrachloroethene	ug/L	0.50 U	1.0	0.50	11/26/16 11:31	

Results presented on this page are in the units indicated by the "Units" column except where an alternate unit is presented to the right of the result.

REPORT OF LABORATORY ANALYSIS

This report shall not be reproduced, except in full,
without the written consent of Pace Analytical Services, LLC.

Pace Analytical Services, LLC
8 East Tower Circle
Ormond Beach, FL 32174
(386)672-5668

QUALITY CONTROL DATA

Project: Tomoka Semi-annual MWs
Pace Project No.: 35277966

METHOD BLANK: 1791272 Matrix: Water

Associated Lab Samples: 35277966001, 35277966002, 35277966003, 35277966004, 35277966005, 35277966006, 35277966007, 35277966008, 35277966009, 35277966010, 35277966011, 35277966012, 35277966013, 35277966014, 35277966015, 35277966016, 35277966017, 35277966018

Parameter	Units	Blank Result	Reporting Limit	MDL	Analyzed	Qualifiers
Toluene	ug/L	0.50 U	1.0	0.50	11/26/16 11:31	
trans-1,2-Dichloroethene	ug/L	0.50 U	1.0	0.50	11/26/16 11:31	
trans-1,3-Dichloropropene	ug/L	0.25 U	0.50	0.25	11/26/16 11:31	
trans-1,4-Dichloro-2-butene	ug/L	5.0 U	10.0	5.0	11/26/16 11:31	
Trichloroethene	ug/L	0.50 U	1.0	0.50	11/26/16 11:31	
Trichlorofluoromethane	ug/L	0.50 U	1.0	0.50	11/26/16 11:31	
Vinyl acetate	ug/L	1.0 U	2.0	1.0	11/26/16 11:31	
Vinyl chloride	ug/L	0.50 U	1.0	0.50	11/26/16 11:31	
Xylene (Total)	ug/L	1.5 U	3.0	1.5	11/26/16 11:31	
1,2-Dichloroethane-d4 (S)	%	103	75-135		11/26/16 11:31	
4-Bromofluorobenzene (S)	%	104	89-111		11/26/16 11:31	
Toluene-d8 (S)	%	106	89-112		11/26/16 11:31	

LABORATORY CONTROL SAMPLE: 1791273

Parameter	Units	Spike Conc.	LCS Result	LCS % Rec	% Rec Limits	Qualifiers
1,1,1,2-Tetrachloroethane	ug/L	20	19.4	97	70-130	
1,1,1-Trichloroethane	ug/L	20	20.2	101	70-130	
1,1,2,2-Tetrachloroethane	ug/L	20	20.4	102	70-130	
1,1,2-Trichloroethane	ug/L	20	20.5	102	70-130	
1,1-Dichloroethane	ug/L	20	20.0	100	70-130	
1,1-Dichloroethene	ug/L	20	18.6	93	65-134	
1,2,3-Trichloropropane	ug/L	20	21.3	107	65-135	
1,2-Dibromo-3-chloropropane	ug/L	20	21.0	105	62-133	
1,2-Dibromoethane (EDB)	ug/L	20	20.4	102	70-130	
1,2-Dichlorobenzene	ug/L	20	21.1	105	70-130	
1,2-Dichloroethane	ug/L	20	19.5	97	70-130	
1,2-Dichloropropane	ug/L	20	20.2	101	70-130	
1,4-Dichlorobenzene	ug/L	20	18.7	93	70-130	
2-Butanone (MEK)	ug/L	40	38.8	97	61-129	
2-Hexanone	ug/L	40	36.5	91	68-131	
4-Methyl-2-pentanone (MIBK)	ug/L	40	38.0	95	70-130	
Acetone	ug/L	40	40.0	100	44-155	
Acrylonitrile	ug/L	200	191	96	59-138	
Benzene	ug/L	20	19.6	98	70-130	
Bromochloromethane	ug/L	20	18.8	94	70-130	
Bromodichloromethane	ug/L	20	19.9	100	70-130	
Bromoform	ug/L	20	19.1	95	62-129	
Bromomethane	ug/L	20	22.3	112	10-179	
Carbon disulfide	ug/L	20	17.7	88	40-156	
Carbon tetrachloride	ug/L	20	19.3	96	66-127	
Chlorobenzene	ug/L	20	18.9	95	70-130	

Results presented on this page are in the units indicated by the "Units" column except where an alternate unit is presented to the right of the result.

REPORT OF LABORATORY ANALYSIS

This report shall not be reproduced, except in full,
without the written consent of Pace Analytical Services, LLC.

Pace Analytical Services, LLC
8 East Tower Circle
Ormond Beach, FL 32174
(386)672-5668

QUALITY CONTROL DATA

Project: Tomoka Semi-annual MWs
Pace Project No.: 35277966

LABORATORY CONTROL SAMPLE: 1791273

Parameter	Units	Spike Conc.	LCS Result	LCS % Rec	% Rec Limits	Qualifiers
Chloroethane	ug/L	20	20.2	101	57-142	
Chloroform	ug/L	20	20.0	100	70-130	
Chloromethane	ug/L	20	20.0	100	45-150	
cis-1,2-Dichloroethene	ug/L	20	20.7	104	70-130	
cis-1,3-Dichloropropene	ug/L	20	19.6	98	70-130	
Dibromochloromethane	ug/L	20	19.6	98	70-130	
Dibromomethane	ug/L	20	19.7	99	70-130	
Ethylbenzene	ug/L	20	19.2	96	70-130	
Iodomethane	ug/L	40	46.1	115	21-150	
Methylene Chloride	ug/L	20	20.9	105	65-127	
Styrene	ug/L	20	18.6	93	70-130	
Tetrachloroethene	ug/L	20	20.3	102	48-155	
Toluene	ug/L	20	20.4	102	70-130	
trans-1,2-Dichloroethene	ug/L	20	20.8	104	68-126	
trans-1,3-Dichloropropene	ug/L	20	19.6	98	70-130	
trans-1,4-Dichloro-2-butene	ug/L	20	23.9	119	46-138	
Trichloroethene	ug/L	20	19.3	96	69-129	
Trichlorofluoromethane	ug/L	20	19.9	100	60-144	
Vinyl acetate	ug/L	20	20.0	100	70-130	
Vinyl chloride	ug/L	20	20.1	100	67-136	
Xylene (Total)	ug/L	60	58.4	97	70-130	
1,2-Dichloroethane-d4 (S)	%			99	75-135	
4-Bromofluorobenzene (S)	%			101	89-111	
Toluene-d8 (S)	%			98	89-112	

MATRIX SPIKE SAMPLE: 1793186

Parameter	Units	35277966003 Result	Spike Conc.	MS Result	MS % Rec	% Rec Limits	Qualifiers
1,1,1,2-Tetrachloroethane	ug/L	0.50 U	20	18.7	93	70-130	
1,1,1-Trichloroethane	ug/L	0.50 U	20	19.5	97	70-130	
1,1,2,2-Tetrachloroethane	ug/L	0.12 U	20	19.8	99	70-130	
1,1,2-Trichloroethane	ug/L	0.50 U	20	19.5	97	70-130	
1,1-Dichloroethane	ug/L	0.50 U	20	19.6	98	70-130	
1,1-Dichloroethene	ug/L	0.50 U	20	21.3	107	65-134	
1,2,3-Trichloropropane	ug/L	0.59 U	20	22.4	112	65-135	
1,2-Dibromo-3-chloropropane	ug/L	1.0 U	20	17.1	85	62-133	
1,2-Dibromoethane (EDB)	ug/L	0.50 U	20	18.3	91	70-130	
1,2-Dichlorobenzene	ug/L	0.50 U	20	18.8	94	70-130	
1,2-Dichloroethane	ug/L	0.50 U	20	19.1	95	70-130	
1,2-Dichloropropane	ug/L	0.50 U	20	18.7	94	70-130	
1,4-Dichlorobenzene	ug/L	0.50 U	20	18.3	91	70-130	
2-Butanone (MEK)	ug/L	5.0 U	40	39.2	98	61-129	
2-Hexanone	ug/L	5.0 U	40	37.8	95	68-131	
4-Methyl-2-pentanone (MIBK)	ug/L	5.0 U	40	35.9	90	70-130	
Acetone	ug/L	10.0 U	40	32.8	82	44-155	

Results presented on this page are in the units indicated by the "Units" column except where an alternate unit is presented to the right of the result.

REPORT OF LABORATORY ANALYSIS

This report shall not be reproduced, except in full,
without the written consent of Pace Analytical Services, LLC.

Pace Analytical Services, LLC
8 East Tower Circle
Ormond Beach, FL 32174
(386)672-5668

QUALITY CONTROL DATA

Project: Tomoka Semi-annual MWs
Pace Project No.: 35277966

MATRIX SPIKE SAMPLE: 1793186

Parameter	Units	35277966003 Result	Spike Conc.	MS Result	MS % Rec	% Rec Limits	Qualifiers
Acrylonitrile	ug/L	5.0 U	200	184	92	59-138	
Benzene	ug/L	0.10 U	20	19.3	96	70-130	
Bromochloromethane	ug/L	0.50 U	20	18.9	94	70-130	
Bromodichloromethane	ug/L	0.27 U	20	18.1	91	70-130	
Bromoform	ug/L	0.50 U	20	16.4	82	62-129	
Bromomethane	ug/L	0.50 U	20	18.1	91	10-179	
Carbon disulfide	ug/L	5.0 U	20	20.2	100	40-156	
Carbon tetrachloride	ug/L	0.50 U	20	18.5	92	66-127	
Chlorobenzene	ug/L	0.50 U	20	18.5	93	70-130	
Chloroethane	ug/L	0.50 U	20	21.7	108	57-142	
Chloroform	ug/L	0.50 U	20	19.3	96	70-130	
Chloromethane	ug/L	0.62 U	20	21.2	106	45-150	
cis-1,2-Dichloroethene	ug/L	0.50 U	20	19.3	96	70-130	
cis-1,3-Dichloropropene	ug/L	0.25 U	20	16.5	82	70-130	
Dibromochloromethane	ug/L	0.26 U	20	18.1	90	70-130	
Dibromomethane	ug/L	0.50 U	20	18.9	94	70-130	
Ethylbenzene	ug/L	0.50 U	20	18.9	95	70-130	
Iodomethane	ug/L	0.50 U	40	31.8	79	21-150	
Methylene Chloride	ug/L	2.5 U	20	19.1	95	65-127	
Styrene	ug/L	0.50 U	20	17.9	89	70-130	
Tetrachloroethene	ug/L	0.50 U	20	17.3	86	48-155	
Toluene	ug/L	0.50 U	20	20.1	100	70-130	
trans-1,2-Dichloroethene	ug/L	0.50 U	20	19.9	100	68-126	
trans-1,3-Dichloropropene	ug/L	0.25 U	20	17.2	86	70-130	
trans-1,4-Dichloro-2-butene	ug/L	5.0 U	20	17.2	86	46-138	
Trichloroethene	ug/L	0.50 U	20	19.3	96	69-129	
Trichlorofluoromethane	ug/L	0.50 U	20	22.6	113	60-144	
Vinyl acetate	ug/L	1.0 U	20	16.6	83	70-130	
Vinyl chloride	ug/L	0.50 U	20	22.0	110	67-136	
Xylene (Total)	ug/L	1.5 U	60	55.5	93	70-130	
1,2-Dichloroethane-d4 (S)	%				101	75-135	
4-Bromofluorobenzene (S)	%				100	89-111	
Toluene-d8 (S)	%				99	89-112	

SAMPLE DUPLICATE: 1793185

Parameter	Units	35277966002 Result	Dup Result	RPD	Max RPD	Qualifiers
1,1,1,2-Tetrachloroethane	ug/L	0.50 U	0.50 U		40	
1,1,1-Trichloroethane	ug/L	0.50 U	0.50 U		40	
1,1,2,2-Tetrachloroethane	ug/L	0.12 U	0.12 U		40	
1,1,2-Trichloroethane	ug/L	0.50 U	0.50 U		40	
1,1-Dichloroethane	ug/L	0.50 U	0.50 U		40	
1,1-Dichloroethene	ug/L	0.50 U	0.50 U		40	
1,2,3-Trichloropropane	ug/L	0.59 U	0.59 U		40	
1,2-Dibromo-3-chloropropane	ug/L	1.0 U	1.0 U		40	

Results presented on this page are in the units indicated by the "Units" column except where an alternate unit is presented to the right of the result.

REPORT OF LABORATORY ANALYSIS

This report shall not be reproduced, except in full,
without the written consent of Pace Analytical Services, LLC.

Pace Analytical Services, LLC
8 East Tower Circle
Ormond Beach, FL 32174
(386)672-5668

QUALITY CONTROL DATA

Project: Tomoka Semi-annual MWs
Pace Project No.: 35277966

SAMPLE DUPLICATE: 1793185

Parameter	Units	35277966002 Result	Dup Result	RPD	Max RPD	Qualifiers
1,2-Dibromoethane (EDB)	ug/L	0.50 U	0.50 U		40	
1,2-Dichlorobenzene	ug/L	0.50 U	0.50 U		40	
1,2-Dichloroethane	ug/L	0.50 U	0.50 U		40	
1,2-Dichloropropane	ug/L	0.50 U	0.50 U		40	
1,4-Dichlorobenzene	ug/L	0.50 U	0.50 U		40	
2-Butanone (MEK)	ug/L	5.0 U	5.0 U		40	
2-Hexanone	ug/L	5.0 U	5.0 U		40	
4-Methyl-2-pentanone (MIBK)	ug/L	5.0 U	5.0 U		40	
Acetone	ug/L	10.0 U	10.0 U		40	
Acrylonitrile	ug/L	5.0 U	5.0 U		40	
Benzene	ug/L	0.10 U	0.10 U		40	
Bromochloromethane	ug/L	0.50 U	0.50 U		40	
Bromodichloromethane	ug/L	0.27 U	0.27 U		40	
Bromoform	ug/L	0.50 U	0.50 U		40	
Bromomethane	ug/L	0.50 U	0.50 U		40	
Carbon disulfide	ug/L	5.0 U	5.0 U		40	
Carbon tetrachloride	ug/L	0.50 U	0.50 U		40	
Chlorobenzene	ug/L	0.50 U	0.50 U		40	
Chloroethane	ug/L	0.50 U	0.50 U		40	
Chloroform	ug/L	0.50 U	0.50 U		40	
Chloromethane	ug/L	0.62 U	0.62 U		40	
cis-1,2-Dichloroethene	ug/L	0.50 U	0.50 U		40	
cis-1,3-Dichloropropene	ug/L	0.25 U	0.25 U		40	
Dibromochloromethane	ug/L	0.26 U	0.26 U		40	
Dibromomethane	ug/L	0.50 U	0.50 U		40	
Ethylbenzene	ug/L	0.50 U	0.50 U		40	
Iodomethane	ug/L	0.50 U	0.50 U		40	
Methylene Chloride	ug/L	2.5 U	2.5 U		40	
Styrene	ug/L	0.50 U	0.50 U		40	
Tetrachloroethene	ug/L	0.50 U	0.50 U		40	
Toluene	ug/L	0.50 U	0.50 U		40	
trans-1,2-Dichloroethene	ug/L	0.50 U	0.50 U		40	
trans-1,3-Dichloropropene	ug/L	0.25 U	0.25 U		40	
trans-1,4-Dichloro-2-butene	ug/L	5.0 U	5.0 U		40	
Trichloroethene	ug/L	0.50 U	0.50 U		40	
Trichlorofluoromethane	ug/L	0.50 U	0.50 U		40	
Vinyl acetate	ug/L	1.0 U	1.0 U		40	
Vinyl chloride	ug/L	0.50 U	0.50 U		40	
Xylene (Total)	ug/L	1.5 U	1.5 U		40	
1,2-Dichloroethane-d4 (S)	%	100	100	0	40	
4-Bromofluorobenzene (S)	%	100	97	3	40	
Toluene-d8 (S)	%	103	104	1	40	

Results presented on this page are in the units indicated by the "Units" column except where an alternate unit is presented to the right of the result.

REPORT OF LABORATORY ANALYSIS

This report shall not be reproduced, except in full,
without the written consent of Pace Analytical Services, LLC.

Pace Analytical Services, LLC
8 East Tower Circle
Ormond Beach, FL 32174
(386)672-5668

QUALITY CONTROL DATA

Project: Tomoka Semi-annual MWs
Pace Project No.: 35277966

QC Batch: 333916 Analysis Method: EPA 8011
QC Batch Method: EPA 8011 Analysis Description: 8011 EDB DBCP
Associated Lab Samples: 35277966001, 35277966002, 35277966003, 35277966004, 35277966005, 35277966006, 35277966007, 35277966008, 35277966009, 35277966010, 35277966011, 35277966012, 35277966013, 35277966014, 35277966015, 35277966016, 35277966017

METHOD BLANK: 1787822 Matrix: Water
Associated Lab Samples: 35277966001, 35277966002, 35277966003, 35277966004, 35277966005, 35277966006, 35277966007, 35277966008, 35277966009, 35277966010, 35277966011, 35277966012, 35277966013, 35277966014, 35277966015, 35277966016, 35277966017

Parameter	Units	Blank Result	Reporting Limit	MDL	Analyzed	Qualifiers
1,2-Dibromo-3-chloropropane	ug/L	0.0049 U	0.020	0.0049	11/22/16 01:01	
1,2-Dibromoethane (EDB)	ug/L	0.0075 U	0.010	0.0075	11/22/16 01:01	

LABORATORY CONTROL SAMPLE: 1787823

Parameter	Units	Spike Conc.	LCS Result	LCS % Rec	% Rec Limits	Qualifiers
1,2-Dibromo-3-chloropropane	ug/L	.25	0.24	98	60-140	
1,2-Dibromoethane (EDB)	ug/L	.25	0.25	101	60-140	

MATRIX SPIKE & MATRIX SPIKE DUPLICATE: 1787830 1787831

Parameter	Units	35277966004 Result	MS Spike Conc.	MSD Spike Conc.	MS Result	MSD Result	MS % Rec	MSD % Rec	% Rec Limits	RPD	Max RPD	Qual
1,2-Dibromo-3-chloropropane	ug/L	0.0049 U	.44	.44	0.46	0.48	106	110	60-140	4	40	
1,2-Dibromoethane (EDB)	ug/L	0.0075 U	.44	.44	0.51	0.50	117	115	60-140	2	40	

Results presented on this page are in the units indicated by the "Units" column except where an alternate unit is presented to the right of the result.

REPORT OF LABORATORY ANALYSIS

This report shall not be reproduced, except in full,
without the written consent of Pace Analytical Services, LLC.

Pace Analytical Services, LLC
8 East Tower Circle
Ormond Beach, FL 32174
(386)672-5668

QUALITY CONTROL DATA

Project: Tomoka Semi-annual MWs
Pace Project No.: 35277966

QC Batch: 334381 Analysis Method: SM 2540C
QC Batch Method: SM 2540C Analysis Description: 2540C Total Dissolved Solids
Associated Lab Samples: 35277966001, 35277966002, 35277966003, 35277966004, 35277966005, 35277966006, 35277966007, 35277966008, 35277966009, 35277966010, 35277966011, 35277966012, 35277966013, 35277966014

METHOD BLANK: 1790406 Matrix: Water
Associated Lab Samples: 35277966001, 35277966002, 35277966003, 35277966004, 35277966005, 35277966006, 35277966007, 35277966008, 35277966009, 35277966010, 35277966011, 35277966012, 35277966013, 35277966014

Parameter	Units	Blank Result	Reporting Limit	MDL	Analyzed	Qualifiers
Total Dissolved Solids	mg/L	5.0 U	5.0	5.0	11/23/16 11:59	

LABORATORY CONTROL SAMPLE: 1790407

Parameter	Units	Spike Conc.	LCS Result	LCS % Rec	% Rec Limits	Qualifiers
Total Dissolved Solids	mg/L	300	291	97	90-110	

SAMPLE DUPLICATE: 1790408

Parameter	Units	92320094002 Result	Dup Result	RPD	Max RPD	Qualifiers
Total Dissolved Solids	mg/L	450	451	0	5	

SAMPLE DUPLICATE: 1790409

Parameter	Units	35277966005 Result	Dup Result	RPD	Max RPD	Qualifiers
Total Dissolved Solids	mg/L	204	209	2	5	

Results presented on this page are in the units indicated by the "Units" column except where an alternate unit is presented to the right of the result.

REPORT OF LABORATORY ANALYSIS

This report shall not be reproduced, except in full,
without the written consent of Pace Analytical Services, LLC.

Pace Analytical Services, LLC
8 East Tower Circle
Ormond Beach, FL 32174
(386)672-5668

QUALITY CONTROL DATA

Project: Tomoka Semi-annual MWs
Pace Project No.: 35277966

QC Batch: 334406 Analysis Method: SM 2540C
QC Batch Method: SM 2540C Analysis Description: 2540C Total Dissolved Solids
Associated Lab Samples: 35277966015, 35277966016, 35277966017

METHOD BLANK: 1790529 Matrix: Water
Associated Lab Samples: 35277966015, 35277966016, 35277966017

Parameter	Units	Blank Result	Reporting Limit	MDL	Analyzed	Qualifiers
Total Dissolved Solids	mg/L	5.0 U	5.0	5.0	11/23/16 17:56	

LABORATORY CONTROL SAMPLE: 1790530

Parameter	Units	Spike Conc.	LCS Result	LCS % Rec	% Rec Limits	Qualifiers
Total Dissolved Solids	mg/L	300	294	98	90-110	

SAMPLE DUPLICATE: 1790531

Parameter	Units	35277711009 Result	Dup Result	RPD	Max RPD	Qualifiers
Total Dissolved Solids	mg/L	460	474	3	5	

SAMPLE DUPLICATE: 1790532

Parameter	Units	35278012006 Result	Dup Result	RPD	Max RPD	Qualifiers
Total Dissolved Solids	mg/L	2780	2810	1	5	

Results presented on this page are in the units indicated by the "Units" column except where an alternate unit is presented to the right of the result.

REPORT OF LABORATORY ANALYSIS

This report shall not be reproduced, except in full,
without the written consent of Pace Analytical Services, LLC.

Pace Analytical Services, LLC
8 East Tower Circle
Ormond Beach, FL 32174
(386)672-5668

QUALITY CONTROL DATA

Project: Tomoka Semi-annual MWs
Pace Project No.: 35277966

QC Batch: 334330 Analysis Method: EPA 300.0
QC Batch Method: EPA 300.0 Analysis Description: 300.0 IC Anions
Associated Lab Samples: 35277966001, 35277966002, 35277966003, 35277966004, 35277966005, 35277966006, 35277966007, 35277966008, 35277966009

METHOD BLANK: 1790252 Matrix: Water
Associated Lab Samples: 35277966001, 35277966002, 35277966003, 35277966004, 35277966005, 35277966006, 35277966007, 35277966008, 35277966009

Parameter	Units	Blank Result	Reporting Limit	MDL	Analyzed	Qualifiers
Chloride	mg/L	2.5 U	5.0	2.5	11/23/16 05:06	

LABORATORY CONTROL SAMPLE: 1790253

Parameter	Units	Spike Conc.	LCS Result	LCS % Rec	% Rec Limits	Qualifiers
Chloride	mg/L	50	49.0	98	90-110	

MATRIX SPIKE & MATRIX SPIKE DUPLICATE: 1790254 1790255

Parameter	Units	35277626001 Result	MS Spike Conc.	MSD Spike Conc.	MS Result	MSD Result	MS % Rec	MSD % Rec	% Rec Limits	RPD	Max RPD	Qual
Chloride	mg/L	20.9	50	50	70.4	72.9	99	104	90-110	4	20	

MATRIX SPIKE & MATRIX SPIKE DUPLICATE: 1790256 1790257

Parameter	Units	35277639002 Result	MS Spike Conc.	MSD Spike Conc.	MS Result	MSD Result	MS % Rec	MSD % Rec	% Rec Limits	RPD	Max RPD	Qual
Chloride	mg/L	41.2	50	50	94.3	93.7	106	105	90-110	1	20	

Results presented on this page are in the units indicated by the "Units" column except where an alternate unit is presented to the right of the result.

REPORT OF LABORATORY ANALYSIS

This report shall not be reproduced, except in full,
without the written consent of Pace Analytical Services, LLC.

Pace Analytical Services, LLC
8 East Tower Circle
Ormond Beach, FL 32174
(386)672-5668

QUALITY CONTROL DATA

Project: Tomoka Semi-annual MWs
Pace Project No.: 35277966

QC Batch: 334331 Analysis Method: EPA 300.0
QC Batch Method: EPA 300.0 Analysis Description: 300.0 IC Anions
Associated Lab Samples: 35277966010, 35277966011, 35277966012, 35277966013, 35277966014, 35277966015, 35277966016, 35277966017

METHOD BLANK: 1790261 Matrix: Water
Associated Lab Samples: 35277966010, 35277966011, 35277966012, 35277966013, 35277966014, 35277966015, 35277966016, 35277966017

Parameter	Units	Blank Result	Reporting Limit	MDL	Analyzed	Qualifiers
Chloride	mg/L	2.5 U	5.0	2.5	11/23/16 16:31	

LABORATORY CONTROL SAMPLE: 1790262

Parameter	Units	Spike Conc.	LCS Result	LCS % Rec	% Rec Limits	Qualifiers
Chloride	mg/L	50	49.1	98	90-110	

MATRIX SPIKE & MATRIX SPIKE DUPLICATE: 1790263 1790264

Parameter	Units	35278134009 Result	MS Spike Conc.	MSD Spike Conc.	MS Result	MSD Result	MS % Rec	MSD % Rec	% Rec Limits	RPD	Max RPD	Qual
Chloride	mg/L	64.0	50	50	117	118	107	107	90-110	0	20	L

MATRIX SPIKE & MATRIX SPIKE DUPLICATE: 1790265 1790266

Parameter	Units	35278137001 Result	MS Spike Conc.	MSD Spike Conc.	MS Result	MSD Result	MS % Rec	MSD % Rec	% Rec Limits	RPD	Max RPD	Qual
Chloride	mg/L	3.2 I	50	50	50.1	49.9	94	93	90-110	0	20	

Results presented on this page are in the units indicated by the "Units" column except where an alternate unit is presented to the right of the result.

REPORT OF LABORATORY ANALYSIS

This report shall not be reproduced, except in full,
without the written consent of Pace Analytical Services, LLC.

Pace Analytical Services, LLC
8 East Tower Circle
Ormond Beach, FL 32174
(386)672-5668

QUALITY CONTROL DATA

Project: Tomoka Semi-annual MWs
Pace Project No.: 35277966

QC Batch: 336119 Analysis Method: EPA 350.1
QC Batch Method: EPA 350.1 Analysis Description: 350.1 Ammonia
Associated Lab Samples: 35277966001, 35277966002

METHOD BLANK: 1800548 Matrix: Water
Associated Lab Samples: 35277966001, 35277966002

Parameter	Units	Blank Result	Reporting Limit	MDL	Analyzed	Qualifiers
Nitrogen, Ammonia	mg/L	0.020 U	0.050	0.020	12/03/16 11:25	

LABORATORY CONTROL SAMPLE: 1800549

Parameter	Units	Spike Conc.	LCS Result	LCS % Rec	% Rec Limits	Qualifiers
Nitrogen, Ammonia	mg/L	1	1.0	103	90-110	

MATRIX SPIKE SAMPLE: 1800551

Parameter	Units	35277754004 Result	Spike Conc.	MS Result	MS % Rec	% Rec Limits	Qualifiers
Nitrogen, Ammonia	mg/L	9.9	1	10.6	76	90-110	J(M1)

SAMPLE DUPLICATE: 1800550

Parameter	Units	35277754004 Result	Dup Result	RPD	Max RPD	Qualifiers
Nitrogen, Ammonia	mg/L	9.9	9.7	2	20	

Results presented on this page are in the units indicated by the "Units" column except where an alternate unit is presented to the right of the result.

REPORT OF LABORATORY ANALYSIS

This report shall not be reproduced, except in full,
without the written consent of Pace Analytical Services, LLC.

Pace Analytical Services, LLC
8 East Tower Circle
Ormond Beach, FL 32174
(386)672-5668

QUALITY CONTROL DATA

Project: Tomoka Semi-annual MWs
Pace Project No.: 35277966

QC Batch: 336126 Analysis Method: EPA 350.1
QC Batch Method: EPA 350.1 Analysis Description: 350.1 Ammonia
Associated Lab Samples: 35277966003, 35277966004, 35277966005, 35277966006, 35277966007, 35277966008, 35277966009, 35277966010, 35277966011, 35277966012, 35277966013, 35277966014, 35277966015, 35277966016, 35277966017

METHOD BLANK: 1800569 Matrix: Water
Associated Lab Samples: 35277966003, 35277966004, 35277966005, 35277966006, 35277966007, 35277966008, 35277966009, 35277966010, 35277966011, 35277966012, 35277966013, 35277966014, 35277966015, 35277966016, 35277966017

Parameter	Units	Blank Result	Reporting Limit	MDL	Analyzed	Qualifiers
Nitrogen, Ammonia	mg/L	0.020 U	0.050	0.020	12/03/16 12:14	

LABORATORY CONTROL SAMPLE: 1800570

Parameter	Units	Spike Conc.	LCS Result	LCS % Rec	% Rec Limits	Qualifiers
Nitrogen, Ammonia	mg/L	1	1.1	108	90-110	

MATRIX SPIKE SAMPLE: 1800572

Parameter	Units	35277637002 Result	Spike Conc.	MS Result	MS % Rec	% Rec Limits	Qualifiers
Nitrogen, Ammonia	mg/L	1.3	1	2.3	104	90-110	

SAMPLE DUPLICATE: 1800571

Parameter	Units	35277637002 Result	Dup Result	RPD	Max RPD	Qualifiers
Nitrogen, Ammonia	mg/L	1.3	1.3	0	20	

Results presented on this page are in the units indicated by the "Units" column except where an alternate unit is presented to the right of the result.

REPORT OF LABORATORY ANALYSIS

This report shall not be reproduced, except in full,
without the written consent of Pace Analytical Services, LLC.

Pace Analytical Services, LLC
8 East Tower Circle
Ormond Beach, FL 32174
(386)672-5668

QUALITY CONTROL DATA

Project: Tomoka Semi-annual MWs
Pace Project No.: 35277966

QC Batch: 333573 Analysis Method: EPA 353.2
QC Batch Method: EPA 353.2 Analysis Description: 353.2 Nitrate + Nitrite, Unpres.
Associated Lab Samples: 35277966001, 35277966002, 35277966003, 35277966004, 35277966005, 35277966006, 35277966007, 35277966008, 35277966009, 35277966010, 35277966011, 35277966012, 35277966013, 35277966014, 35277966015, 35277966016, 35277966017

METHOD BLANK: 1786133 Matrix: Water
Associated Lab Samples: 35277966001, 35277966002, 35277966003, 35277966004, 35277966005, 35277966006, 35277966007, 35277966008, 35277966009, 35277966010, 35277966011, 35277966012, 35277966013, 35277966014, 35277966015, 35277966016, 35277966017

Parameter	Units	Blank Result	Reporting Limit	MDL	Analyzed	Qualifiers
Nitrogen, Nitrate	mg/L	0.010 U	0.040	0.010	11/19/16 07:21	

SAMPLE DUPLICATE: 1786135

Parameter	Units	35277958002 Result	Dup Result	RPD	Max RPD	Qualifiers
Nitrogen, Nitrate	mg/L	0.010 U	0.010 U		20	

SAMPLE DUPLICATE: 1786137

Parameter	Units	35277966010 Result	Dup Result	RPD	Max RPD	Qualifiers
Nitrogen, Nitrate	mg/L	0.032 I	0.030 I		20	

Results presented on this page are in the units indicated by the "Units" column except where an alternate unit is presented to the right of the result.

REPORT OF LABORATORY ANALYSIS

This report shall not be reproduced, except in full,
without the written consent of Pace Analytical Services, LLC.

Pace Analytical Services, LLC
8 East Tower Circle
Ormond Beach, FL 32174
(386)672-5668

QUALIFIERS

Project: Tomoka Semi-annual MWs
Pace Project No.: 35277966

DEFINITIONS

DF - Dilution Factor, if reported, represents the factor applied to the reported data due to dilution of the sample aliquot.

ND - Not Detected at or above adjusted reporting limit.

MDL - Adjusted Method Detection Limit.

PQL - Practical Quantitation Limit.

RL - Reporting Limit.

S - Surrogate

1,2-Diphenylhydrazine decomposes to and cannot be separated from Azobenzene using Method 8270. The result for each analyte is a combined concentration.

Consistent with EPA guidelines, unrounded data are displayed and have been used to calculate % recovery and RPD values.

LCS(D) - Laboratory Control Sample (Duplicate)

MS(D) - Matrix Spike (Duplicate)

DUP - Sample Duplicate

RPD - Relative Percent Difference

NC - Not Calculable.

SG - Silica Gel - Clean-Up

U - Indicates the compound was analyzed for, but not detected.

N-Nitrosodiphenylamine decomposes and cannot be separated from Diphenylamine using Method 8270. The result reported for each analyte is a combined concentration.

Pace Analytical is TNI accredited. Contact your Pace PM for the current list of accredited analytes.

TNI - The NELAC Institute.

LABORATORIES

PASI-O	Pace Analytical Services - Ormond Beach

ANALYTE QUALIFIERS

I	The reported value is between the laboratory method detection limit and the laboratory practical quantitation limit.
U	Compound was analyzed for but not detected.
CU	The continuing calibration for this compound is outside of Pace Analytical acceptance limits. Analyte presence below reporting limits in associated samples.
J(M1)	Estimated Value. Matrix spike recovery exceeded QC limits. Batch accepted based on laboratory control sample (LCS) recovery.
J(R1)	Estimated Value. RPD value was outside control limits.
L	Off-scale high. Actual value is known to be greater than value given.

This report shall not be reproduced, except in full,
without the written consent of Pace Analytical Services, LLC.

Pace Analytical Services, LLC
8 East Tower Circle
Ormond Beach, FL 32174
(386)672-5668

QUALITY CONTROL DATA CROSS REFERENCE TABLE

Project: Tomoka Semi-annual MWs
Pace Project No.: 35277966

Lab ID	Sample ID	QC Batch Method	QC Batch	Analytical Method	Analytical Batch
35277966002	**B63-1**				
35277966003	**B63-1 Dup**				
35277966004	**B63-2**				
35277966005	**B35-1**				
35277966006	**B35-2**				
35277966007	**B40-2**				
35277966008	**B65**				
35277966009	**B41-2**				
35277966010	**B1-B**				
35277966011	**FA-2C**				
35277966012	**B34-1**				
35277966013	**B34-2**				
35277966014	**FA-1B**				
35277966015	**F-MB**				
35277966016	**MO5-B**				
35277966017	**B42-2**				
35277966001	**EQ Blank 11/17/16**	EPA 8011	333916	EPA 8011	333993
35277966002	**B63-1**	EPA 8011	333916	EPA 8011	333993
35277966003	**B63-1 Dup**	EPA 8011	333916	EPA 8011	333993
35277966004	**B63-2**	EPA 8011	333916	EPA 8011	333993
35277966005	**B35-1**	EPA 8011	333916	EPA 8011	333993
35277966006	**B35-2**	EPA 8011	333916	EPA 8011	333993
35277966007	**B40-2**	EPA 8011	333916	EPA 8011	333993
35277966008	**B65**	EPA 8011	333916	EPA 8011	333993
35277966009	**B41-2**	EPA 8011	333916	EPA 8011	333993
35277966010	**B1-B**	EPA 8011	333916	EPA 8011	333993
35277966011	**FA-2C**	EPA 8011	333916	EPA 8011	333993
35277966012	**B34-1**	EPA 8011	333916	EPA 8011	333993
35277966013	**B34-2**	EPA 8011	333916	EPA 8011	333993
35277966014	**FA-1B**	EPA 8011	333916	EPA 8011	333993
35277966015	**F-MB**	EPA 8011	333916	EPA 8011	333993
35277966016	**MO5-B**	EPA 8011	333916	EPA 8011	333993
35277966017	**B42-2**	EPA 8011	333916	EPA 8011	333993
35277966001	**EQ Blank 11/17/16**	EPA 3010	334671	EPA 6010	334720
35277966002	**B63-1**	EPA 3010	334671	EPA 6010	334720
35277966003	**B63-1 Dup**	EPA 3010	334671	EPA 6010	334720
35277966004	**B63-2**	EPA 3010	334671	EPA 6010	334720
35277966005	**B35-1**	EPA 3010	334671	EPA 6010	334720
35277966006	**B35-2**	EPA 3010	334671	EPA 6010	334720
35277966007	**B40-2**	EPA 3010	334671	EPA 6010	334720
35277966008	**B65**	EPA 3010	334671	EPA 6010	334720
35277966009	**B41-2**	EPA 3010	334671	EPA 6010	334720
35277966010	**B1-B**	EPA 3010	334671	EPA 6010	334720
35277966011	**FA-2C**	EPA 3010	334671	EPA 6010	334720
35277966012	**B34-1**	EPA 3010	334672	EPA 6010	334704
35277966013	**B34-2**	EPA 3010	334672	EPA 6010	334704
35277966014	**FA-1B**	EPA 3010	334672	EPA 6010	334704

This report shall not be reproduced, except in full,
without the written consent of Pace Analytical Services, LLC.

Pace Analytical Services, LLC
8 East Tower Circle
Ormond Beach, FL 32174
(386)672-5668

QUALITY CONTROL DATA CROSS REFERENCE TABLE

Project: Tomoka Semi-annual MWs
Pace Project No.: 35277966

Lab ID	Sample ID	QC Batch Method	QC Batch	Analytical Method	Analytical Batch
35277966015	**F-MB**	EPA 3010	334672	EPA 6010	334704
35277966016	**MO5-B**	EPA 3010	334672	EPA 6010	334704
35277966017	**B42-2**	EPA 3010	334672	EPA 6010	334704
35277966001	**EQ Blank 11/17/16**	EPA 3010	334670	EPA 6020	334719
35277966002	**B63-1**	EPA 3010	334670	EPA 6020	334719
35277966003	**B63-1 Dup**	EPA 3010	334670	EPA 6020	334719
35277966004	**B63-2**	EPA 3010	334670	EPA 6020	334719
35277966005	**B35-1**	EPA 3010	334670	EPA 6020	334719
35277966006	**B35-2**	EPA 3010	334670	EPA 6020	334719
35277966007	**B40-2**	EPA 3010	334670	EPA 6020	334719
35277966008	**B65**	EPA 3010	334670	EPA 6020	334719
35277966009	**B41-2**	EPA 3010	334670	EPA 6020	334719
35277966010	**B1-B**	EPA 3010	334670	EPA 6020	334719
35277966011	**FA-2C**	EPA 3010	334670	EPA 6020	334719
35277966012	**B34-1**	EPA 3010	334673	EPA 6020	334707
35277966013	**B34-2**	EPA 3010	334673	EPA 6020	334707
35277966014	**FA-1B**	EPA 3010	334673	EPA 6020	334707
35277966015	**F-MB**	EPA 3010	334673	EPA 6020	334707
35277966016	**MO5-B**	EPA 3010	334673	EPA 6020	334707
35277966017	**B42-2**	EPA 3010	334673	EPA 6020	334707
35277966001	**EQ Blank 11/17/16**	EPA 7470	334933	EPA 7470	335004
35277966002	**B63-1**	EPA 7470	334933	EPA 7470	335004
35277966003	**B63-1 Dup**	EPA 7470	334933	EPA 7470	335004
35277966004	**B63-2**	EPA 7470	334933	EPA 7470	335004
35277966005	**B35-1**	EPA 7470	334933	EPA 7470	335004
35277966006	**B35-2**	EPA 7470	334933	EPA 7470	335004
35277966007	**B40-2**	EPA 7470	335005	EPA 7470	335106
35277966008	**B65**	EPA 7470	335005	EPA 7470	335106
35277966009	**B41-2**	EPA 7470	335005	EPA 7470	335106
35277966010	**B1-B**	EPA 7470	335005	EPA 7470	335106
35277966011	**FA-2C**	EPA 7470	335005	EPA 7470	335106
35277966012	**B34-1**	EPA 7470	335005	EPA 7470	335106
35277966013	**B34-2**	EPA 7470	335005	EPA 7470	335106
35277966014	**FA-1B**	EPA 7470	335005	EPA 7470	335106
35277966015	**F-MB**	EPA 7470	335005	EPA 7470	335106
35277966016	**MO5-B**	EPA 7470	335005	EPA 7470	335106
35277966017	**B42-2**	EPA 7470	335005	EPA 7470	335106
35277966001	**EQ Blank 11/17/16**	EPA 8260	334518		
35277966002	**B63-1**	EPA 8260	334518		
35277966003	**B63-1 Dup**	EPA 8260	334518		
35277966004	**B63-2**	EPA 8260	334518		
35277966005	**B35-1**	EPA 8260	334518		
35277966006	**B35-2**	EPA 8260	334518		
35277966007	**B40-2**	EPA 8260	334518		
35277966008	**B65**	EPA 8260	334518		
35277966009	**B41-2**	EPA 8260	334518		

This report shall not be reproduced, except in full,
without the written consent of Pace Analytical Services, LLC.

Pace Analytical Services, LLC
8 East Tower Circle
Ormond Beach, FL 32174
(386)672-5668

QUALITY CONTROL DATA CROSS REFERENCE TABLE

Project: Tomoka Semi-annual MWs
Pace Project No.: 35277966

Lab ID	Sample ID	QC Batch Method	QC Batch	Analytical Method	Analytical Batch
35277966010	**B1-B**	EPA 8260	334518		
35277966011	**FA-2C**	EPA 8260	334518		
35277966012	**B34-1**	EPA 8260	334518		
35277966013	**B34-2**	EPA 8260	334518		
35277966014	**FA-1B**	EPA 8260	334518		
35277966015	**F-MB**	EPA 8260	334518		
35277966016	**MO5-B**	EPA 8260	334518		
35277966017	**B42-2**	EPA 8260	334518		
35277966018	**Trip Blank 11/17/16**	EPA 8260	334518		
35277966001	**EQ Blank 11/17/16**	SM 2540C	334381		
35277966002	**B63-1**	SM 2540C	334381		
35277966003	**B63-1 Dup**	SM 2540C	334381		
35277966004	**B63-2**	SM 2540C	334381		
35277966005	**B35-1**	SM 2540C	334381		
35277966006	**B35-2**	SM 2540C	334381		
35277966007	**B40-2**	SM 2540C	334381		
35277966008	**B65**	SM 2540C	334381		
35277966009	**B41-2**	SM 2540C	334381		
35277966010	**B1-B**	SM 2540C	334381		
35277966011	**FA-2C**	SM 2540C	334381		
35277966012	**B34-1**	SM 2540C	334381		
35277966013	**B34-2**	SM 2540C	334381		
35277966014	**FA-1B**	SM 2540C	334381		
35277966015	**F-MB**	SM 2540C	334406		
35277966016	**MO5-B**	SM 2540C	334406		
35277966017	**B42-2**	SM 2540C	334406		
35277966001	**EQ Blank 11/17/16**	EPA 300.0	334330		
35277966002	**B63-1**	EPA 300.0	334330		
35277966003	**B63-1 Dup**	EPA 300.0	334330		
35277966004	**B63-2**	EPA 300.0	334330		
35277966005	**B35-1**	EPA 300.0	334330		
35277966006	**B35-2**	EPA 300.0	334330		
35277966007	**B40-2**	EPA 300.0	334330		
35277966008	**B65**	EPA 300.0	334330		
35277966009	**B41-2**	EPA 300.0	334330		
35277966010	**B1-B**	EPA 300.0	334331		
35277966011	**FA-2C**	EPA 300.0	334331		
35277966012	**B34-1**	EPA 300.0	334331		
35277966013	**B34-2**	EPA 300.0	334331		
35277966014	**FA-1B**	EPA 300.0	334331		
35277966015	**F-MB**	EPA 300.0	334331		
35277966016	**MO5-B**	EPA 300.0	334331		
35277966017	**B42-2**	EPA 300.0	334331		
35277966001	**EQ Blank 11/17/16**	EPA 350.1	336119		
35277966002	**B63-1**	EPA 350.1	336119		
35277966003	**B63-1 Dup**	EPA 350.1	336126		

REPORT OF LABORATORY ANALYSIS

This report shall not be reproduced, except in full,
without the written consent of Pace Analytical Services, LLC.

Pace Analytical Services, LLC
8 East Tower Circle
Ormond Beach, FL 32174
(386)672-5668

QUALITY CONTROL DATA CROSS REFERENCE TABLE

Project: Tomoka Semi-annual MWs
Pace Project No.: 35277966

Lab ID	Sample ID	QC Batch Method	QC Batch	Analytical Method	Analytical Batch
35277966004	**B63-2**	EPA 350.1	336126		
35277966005	**B35-1**	EPA 350.1	336126		
35277966006	**B35-2**	EPA 350.1	336126		
35277966007	**B40-2**	EPA 350.1	336126		
35277966008	**B65**	EPA 350.1	336126		
35277966009	**B41-2**	EPA 350.1	336126		
35277966010	**B1-B**	EPA 350.1	336126		
35277966011	**FA-2C**	EPA 350.1	336126		
35277966012	**B34-1**	EPA 350.1	336126		
35277966013	**B34-2**	EPA 350.1	336126		
35277966014	**FA-1B**	EPA 350.1	336126		
35277966015	**F-MB**	EPA 350.1	336126		
35277966016	**MO5-B**	EPA 350.1	336126		
35277966017	**B42-2**	EPA 350.1	336126		
35277966001	**EQ Blank 11/17/16**	EPA 353.2	333573		
35277966002	**B63-1**	EPA 353.2	333573		
35277966003	**B63-1 Dup**	EPA 353.2	333573		
35277966004	**B63-2**	EPA 353.2	333573		
35277966005	**B35-1**	EPA 353.2	333573		
35277966006	**B35-2**	EPA 353.2	333573		
35277966007	**B40-2**	EPA 353.2	333573		
35277966008	**B65**	EPA 353.2	333573		
35277966009	**B41-2**	EPA 353.2	333573		
35277966010	**B1-B**	EPA 353.2	333573		
35277966011	**FA-2C**	EPA 353.2	333573		
35277966012	**B34-1**	EPA 353.2	333573		
35277966013	**B34-2**	EPA 353.2	333573		
35277966014	**FA-1B**	EPA 353.2	333573		
35277966015	**F-MB**	EPA 353.2	333573		
35277966016	**MO5-B**	EPA 353.2	333573		
35277966017	**B42-2**	EPA 353.2	333573		

This report shall not be reproduced, except in full,
without the written consent of Pace Analytical Services, LLC.

WO# : 35277966

35277966

Pace Analytical

CHAIN-OF-CUSTODY / Analytical Request Document

The Chain-of-Custody is a LEGAL DOCUMENT. All relevant fields must be completed accurately.

Page : 1 Of 1

Section A — Required Client Information:

Company:	Volusia County Solid Waste Management
Address:	1990 Tomoka Farms Road
	Port Orange, FL 32128
Email:	jstirk@volusia.org
Phone: (386)947-2952	Fax:
Requested Due Date:	

Section B — Required Project Information:

Report To:	Jennifer Stirk
Copy To:	
Purchase Order #:	
Project Name:	Tomoka LF Semi-annual MWs
Project #:	

Section C — Invoice Information:

Attention:	
Company Name:	
Address:	
Pace Quote:	
Pace Project Manager:	jeff.baylor@pacelabs.com,
Pace Profile #:	1590, Line 1

Regulatory Agency:

State / Location:

ITEM #	SAMPLE ID (One Character per box. (A-Z, 0-9 / , -) Sample Ids must be unique)	MATRIX CODE (see valid codes to left)	SAMPLE TYPE (G=GRAB C=COMP)	COLLECTED START DATE	COLLECTED START TIME	COLLECTED END DATE	COLLECTED END TIME	SAMPLE TEMP AT COLLECTION	# OF CONTAINERS	Preservatives: Unpreserved	H2SO4	HNO3	HCl	NaOH	Na2S2O3	Methanol	Other	Analyses Test Y/N	TDS, NO3, CL	ammonia	Metals by 6010/6020/Hg	EDB 8011	8260 VOCs Full List	Trip Blank DO NOT OPEN -	Residual Chlorine (Y/N)
1	EQ	WT	G			11-7-16	0905		8	3	1	1	3					X	X	X	X	X			
2	B63-1						1005																		
3	DUPLICATE						1005																		
4	B63-2						1025																		
5	B35-1						1158																		
6	B35-2						1225																		
7	B40-2						1405																		
8	BGS						1451																		
9	B41-2						1534																		
10	B1-B						1625																		
11	FA26						0905																		
12	B34-1						1037																		

ADDITIONAL COMMENTS	RELINQUISHED BY / AFFILIATION	DATE	TIME	ACCEPTED BY / AFFILIATION	DATE	TIME	SAMPLE CONDITIONS
SAMPLING KIT-EMPTY	7130/PACE	11-6-16	1600				
		11-17-16	1735	ASIPACE	11/17/16	1735	Y W Y
					1.5	1-269	

SAMPLER NAME AND SIGNATURE

PRINT Name of SAMPLER: MARK GILBERT / DAVID ICE

SIGNATURE of SAMPLER: [signature] DATE Signed: 11-17-16

TEMP in C	Received on Ice (Y/N)	Custody Sealed Cooler (Y/N)	Samples Intact (Y/N)
	Y	W	Y

Pace Analytical

CHAIN-OF-CUSTODY / Analytical Request Document

The Chain-of-Custody is a LEGAL DOCUMENT. All relevant fields must be completed accurately.

Page : 1 Of 1

Section A Required Client Information:		Section B Required Project Information:		Section C Invoice Information:	
Company:	Volusia County Solid Waste Management	Report To:	Jennifer Stirk	Attention:	
Address:	1990 Tomoka Farms Road	Copy To:		Company Name:	
Port Orange, FL 32128				Address:	
Email:	jstirk@volusia.org	Purchase Order #:		Pace Quote:	
Phone:	(386)947-2952 Fax:	Project Name:	Tomoka LF Semi-annual MWs	Pace Project Manager:	jeff.baylor@pacelabs.com,
Requested Due Date:		Project #:		Pace Profile #:	1590, Line 1

Regulatory Agency

State / Location

ITEM #	SAMPLE ID (One Character per box. (A-Z, 0-9 / , -) Sample Ids must be unique)	MATRIX CODE (see valid codes to left)	SAMPLE TYPE (G=GRAB C=COMP)	COLLECTED START DATE	COLLECTED START TIME	COLLECTED END DATE	COLLECTED END TIME	SAMPLE TEMP AT COLLECTION	# OF CONTAINERS	Preservatives: Unpreserved	H2SO4	HNO3	HCl	NaOH	Na2S2O3	Methanol	Other	Analyses Test (Y/N)	TDS, NO3, CL	ammonia	Metals by 6010/6020/Hg	EDB 8011	8260 VOCs Full List	Trip Blank DO NOT OPEN -	Residual Chlorine (Y/N)
1	B34-2	WT	G			11-17-16	1106		8	3	1	1	3						X	X	X	X	X		
2	FA1-B	↓	↓			↓	1155		↓	↓	↓	↓	↓						↓	↓	↓	↓	↓		
3	FMB	↓	↓			↓	1243		↓	↓	↓	↓	↓						↓	↓	↓	↓	↓		
4	MO5-B	↓	↓			↓	1545		↓	↓	↓	↓	↓						↓	↓	↓	↓	↓		
5	B42-2	↓	↓			↓	1623		↓	↓	↓	↓	↓						↓	↓	↓	↓	↓		
6	TRIP BLANKS	↓	↓			11-17-16			4				4											X	
7																									
8																									
9																									
10																									
11																									
12																									

Requested Analysis Filtered (Y/N)

ADDITIONAL COMMENTS	RELINQUISHED BY / AFFILIATION	DATE	TIME	ACCEPTED BY / AFFILIATION	DATE	TIME	SAMPLE CONDITIONS: TEMP in C	Received on Ice (Y/N)	Custody Sealed Cooler (Y/N)	Samples Intact (Y/N)
SAMPLING KIT-EMPTY	7BO/PACE	11-6-16	1600							
	[signature]	11-17-16	1735	AS Pace	11/17/16	1735		6	[illegible]	
					1-3	T-269				

SAMPLER NAME AND SIGNATURE

PRINT Name of SAMPLER: MARK GILBERT / DAVID ICE

SIGNATURE of SAMPLER: [signature] DATE Signed: 11-17-16

Form FD 9000-24

GROUNDWATER SAMPLING LOG

SITE NAME: VOLUSIA COUNTY SOLID WASTE	SITE LOCATION: TOMOKA LF Semi	
WELL NO: 0	SAMPLE ID: EQ	DATE: 11-17-16

PURGING DATA

WELL DIAMETER (inches):	TUBING DIAMETER (inches):	WELL SCREEN INTERVAL DEPTH: feet to feet	STATIC DEPTH TO WATER (feet):	PURGE PUMP TYPE OR BAILER: PP

WELL VOLUME PURGE: 1 WELL VOLUME = (TOTAL WELL DEPTH – STATIC DEPTH TO WATER) X WELL CAPACITY
(only fill out if applicable)
= (feet – feet) X gallons/foot = gallons

EQUIPMENT VOLUME PURGE: 1 EQUIPMENT VOL. = PUMP VOLUME + (TUBING CAPACITY X TUBING LENGTH) + FLOW CELL VOLUME
(only fill out if applicable)
= gallons + (gallons/foot X feet) + gallons = gallons

INITIAL PUMP OR TUBING DEPTH IN WELL (feet):	FINAL PUMP OR TUBING DEPTH IN WELL (feet):	PURGING INITIATED AT:	PURGING ENDED AT:	TOTAL VOLUME PURGED (gallons):

TIME	VOLUME PURGED (gallons)	CUMUL. VOLUME PURGED (gallons)	PURGE RATE (gpm)	DEPTH TO WATER (feet)	pH (standard units)	TEMP. (°C)	COND. (circle units) µmhos/cm or µS/cm	DISSOLVED OXYGEN (circle units) mg/L or % saturation	TURBIDITY (NTUs)	COLOR (describe)	ODOR (describe)

WELL CAPACITY (Gallons Per Foot): **0.75"** = 0.02; **1"** = 0.04; **1.25"** = 0.06; **2"** = 0.16; **3"** = 0.37; **4"** = 0.65; **5"** = 1.02; **6"** = 1.47; **12"** = 5.88
TUBING INSIDE DIA. CAPACITY (Gal./Ft.): **1/8"** = 0.0006; **3/16"** = 0.0014; **1/4"** = 0.0026; **5/16"** = 0.004; **3/8"** = 0.006; **1/2"** = 0.010; **5/8"** = 0.016

PURGING EQUIPMENT CODES: **B** = Bailer; **BP** = Bladder Pump; **ESP** = Electric Submersible Pump; **PP** = Peristaltic Pump; **O** = Other (Specify)

SAMPLING DATA

SAMPLED BY (PRINT) / AFFILIATION: MARK GILBERT/PACE	SAMPLER(S) SIGNATURE(S):	SAMPLING INITIATED AT:	SAMPLING ENDED AT: 0905
PUMP OR TUBING DEPTH IN WELL (feet):	TUBING MATERIAL CODE: PE, S	FIELD-FILTERED: Y (N) Filtration Equipment Type:	FILTER SIZE: ____ µm
FIELD DECONTAMINATION: PUMP Y (N)	TUBING Y (N) (replaced)	DUPLICATE: Y (N)	

SAMPLE CONTAINER SPECIFICATION				SAMPLE PRESERVATION					
SAMPLE ID CODE	# CONTAINERS	MATERIAL CODE	VOLUME	PRESERVATIVE USED	TOTAL VOL ADDED IN FIELD (mL)	FINAL pH	INTENDED ANALYSIS AND/OR METHOD	SAMPLING EQUIPMENT CODE	SAMPLE PUMP FLOW RATE (mL per minute)
	1	PE	1000	ICE			TDS, NO3, CL	APP	<400
	1	↓	250	HNO3			METALS	↓	↓
	1	↓	250	H2SO4			NH3		
	2	CG	40	ICE			8011		
	3	CG	40	HCL			8260		

REMARKS:

MATERIAL CODES: **AG** = Amber Glass; **CG** = Clear Glass; **PE** = Polyethylene; **PP** = Polypropylene; **S** = Silicone; **T** = Teflon; **O** = Other (Specify)

SAMPLING EQUIPMENT CODES: **APP** = After Peristaltic Pump; **B** = Bailer; **BP** = Bladder Pump; **ESP** = Electric Submersible Pump; **RFPP** = Reverse Flow Peristaltic Pump; **SM** = Straw Method (Tubing Gravity Drain); **O** = Other (Specify)

NOTES: 1. The above do not constitute all of the information required by Chapter 62-160, F.A.C.

2. STABILIZATION CRITERIA FOR RANGE OF VARIATION OF LAST THREE CONSECUTIVE READINGS (SEE FS 2212, SECTION 3)

pH: ± 0.2 units **Temperature:** ± 0.2 °C **Specific Conductance:** ± 5% **Dissolved Oxygen:** all readings ≤ 20% saturation (see Table FS 2200-2); optionally, ± 0.2 mg/L or ± 10% (whichever is greater) **Turbidity:** all readings ≤ 20 NTU; optionally ± 5 NTU or ± 10% (whichever is greater)

Form FD 9000-24

GROUNDWATER SAMPLING LOG

SITE NAME: VOLUSIA COUNTY SOLID WASTE	SITE LOCATION: TOMOKA LF SEMI	
WELL NO: 1	SAMPLE ID: B63-1 / DUPLICATE	DATE: 11-17-16

PURGING DATA

WELL DIAMETER (inches): 2	TUBING DIAMETER (inches): 1/4	WELL SCREEN INTERVAL DEPTH: feet to feet	STATIC DEPTH TO WATER (feet): 2.20	PURGE PUMP TYPE OR BAILER: PP

WELL VOLUME PURGE: 1 WELL VOLUME = (TOTAL WELL DEPTH – STATIC DEPTH TO WATER) X WELL CAPACITY (only fill out if applicable)

= (30.30 feet – 2.20 feet) X 0.16 gallons/foot = 4.496 gallons

EQUIPMENT VOLUME PURGE: 1 EQUIPMENT VOL. = PUMP VOLUME + (TUBING CAPACITY X TUBING LENGTH) + FLOW CELL VOLUME (only fill out if applicable)

= gallons + (gallons/foot X feet) + gallons = gallons

INITIAL PUMP OR TUBING DEPTH IN WELL (feet): 4	FINAL PUMP OR TUBING DEPTH IN WELL (feet): 5	PURGING INITIATED AT: 0924	PURGING ENDED AT: 0952	TOTAL VOLUME PURGED (gallons): 7.00

TIME	VOLUME PURGED (gallons)	CUMUL. VOLUME PURGED (gallons)	PURGE RATE (gpm)	DEPTH TO WATER (feet)	pH (standard units)	TEMP. (°C)	COND. (circle units) µmhos/cm or (µS/cm)	DISSOLVED OXYGEN (circle units) mg/L or % saturation	TURBIDITY (NTUs)	COLOR (describe)	ODOR (describe)
0942	4.50	4.50	0.25	3.90	6.74	23.3	556	0.10	0.89	YELLOW	SULFUR
0947	1.25	5.75	0.25	3.90	6.72	23.3	546	0.06	0.54	↓	↓
0952	1.25	7.00	0.25	3.90	6.72	23.3	539	0.05	0.45	↓	↓

WELL CAPACITY (Gallons Per Foot): **0.75"** = 0.02; **1"** = 0.04; **1.25"** = 0.06; **2"** = 0.16; **3"** = 0.37; **4"** = 0.65; **5"** = 1.02; **6"** = 1.47; **12"** = 5.88

TUBING INSIDE DIA. CAPACITY (Gal./Ft.): **1/8"** = 0.0006; **3/16"** = 0.0014; **1/4"** = 0.0026; **5/16"** = 0.004; **3/8"** = 0.006; **1/2"** = 0.010; **5/8"** = 0.016

PURGING EQUIPMENT CODES: **B** = Bailer; **BP** = Bladder Pump; **ESP** = Electric Submersible Pump; **PP** = Peristaltic Pump; **O** = Other (Specify)

SAMPLING DATA

SAMPLED BY (PRINT) / AFFILIATION: MARK GILBERT / PACE	SAMPLER(S) SIGNATURE(S):	SAMPLING INITIATED AT: 0952	SAMPLING ENDED AT: 1005
PUMP OR TUBING DEPTH IN WELL (feet): 5	TUBING MATERIAL CODE: PE, S	FIELD-FILTERED: Y (N) Filtration Equipment Type:	FILTER SIZE: ____ µm
FIELD DECONTAMINATION: PUMP Y (N)	TUBING (Y) N (replaced)	DUPLICATE: (Y) N	

SAMPLE CONTAINER SPECIFICATION				SAMPLE PRESERVATION					
SAMPLE ID CODE	# CONTAINERS	MATERIAL CODE	VOLUME	PRESERVATIVE USED	TOTAL VOL ADDED IN FIELD (mL)	FINAL pH	INTENDED ANALYSIS AND/OR METHOD	SAMPLING EQUIPMENT CODE	SAMPLE PUMP FLOW RATE (mL per minute)
	1 , 1	PE	1000	ICE		6.72	TDS, NO3, CL	APP	< 400
	1 , 1	↓	250	HNO3		< 2	METALS	↓	↓
	1 , 1	↓	250	H2SO4		< 2	NH3		
	2 , 2	CG	40	ICE		6.72	8011		
	3 , 3	CG	40	HCL		< 2	8260	↓	↓

REMARKS: ORP -62.8 ORP -66.7 ORP -68.5

MATERIAL CODES: **AG** = Amber Glass; **CG** = Clear Glass; **PE** = Polyethylene; **PP** = Polypropylene; **S** = Silicone; **T** = Teflon; **O** = Other (Specify)

SAMPLING EQUIPMENT CODES: **APP** = After Peristaltic Pump; **B** = Bailer; **BP** = Bladder Pump; **ESP** = Electric Submersible Pump; **RFPP** = Reverse Flow Peristaltic Pump; **SM** = Straw Method (Tubing Gravity Drain); **O** = Other (Specify)

NOTES: 1. **The above do not constitute all of the information required by Chapter 62-160, F.A.C.**

2. STABILIZATION CRITERIA FOR RANGE OF VARIATION OF LAST THREE CONSECUTIVE READINGS (SEE FS 2212, SECTION 3)

pH: ± 0.2 units **Temperature:** ± 0.2 °C **Specific Conductance:** ± 5% **Dissolved Oxygen:** all readings ≤ 20% saturation (see Table FS 2200-2); optionally, ± 0.2 mg/L or ± 10% (whichever is greater) **Turbidity:** all readings ≤ 20 NTU; optionally ± 5 NTU or ± 10% (whichever is greater)

Form FD 9000-24

GROUNDWATER SAMPLING LOG

SITE NAME: VOLUSIA COUNTY SOLID WASTE	SITE LOCATION: TOMOKA LF	
WELL NO: 2	SAMPLE ID: B63-2	DATE: 11-17-16

PURGING DATA

WELL DIAMETER (inches): 2	TUBING DIAMETER (inches): 1/4	WELL SCREEN INTERVAL DEPTH: feet to feet	STATIC DEPTH TO WATER (feet): 2.35	PURGE PUMP TYPE OR BAILER: PP

WELL VOLUME PURGE: 1 WELL VOLUME = (TOTAL WELL DEPTH – STATIC DEPTH TO WATER) X WELL CAPACITY (only fill out if applicable)

= (14.20 feet – 2.35 feet) X 0.16 gallons/foot = 1.896 gallons

EQUIPMENT VOLUME PURGE: 1 EQUIPMENT VOL. = PUMP VOLUME + (TUBING CAPACITY X TUBING LENGTH) + FLOW CELL VOLUME (only fill out if applicable)

= gallons + (gallons/foot X feet) + gallons = gallons

INITIAL PUMP OR TUBING DEPTH IN WELL (feet): 4	FINAL PUMP OR TUBING DEPTH IN WELL (feet): 6	PURGING INITIATED AT: 1008	PURGING ENDED AT: 1020	TOTAL VOLUME PURGED (gallons): 3.00

TIME	VOLUME PURGED (gallons)	CUMUL. VOLUME PURGED (gallons)	PURGE RATE (gpm)	DEPTH TO WATER (feet)	pH (standard units)	TEMP. (°C)	COND. (circle units) µmhos/cm or (µS/cm)	DISSOLVED OXYGEN (circle units) (mg/L) or % saturation	TURBIDITY (NTUs)	COLOR (describe)	ODOR (describe)
1016	2.00	2.00	0.25	4.18	6.64	23.5	704	0.07	3.05	YELLOW	SULFUR
1018	0.50	2.50	0.25	4.18	6.63	23.5	706	0.06	5.30	↓	↓
1020	0.50	3.00	0.25	4.18	6.63	23.5	704	0.05	2.49	↓	↓

WELL CAPACITY (Gallons Per Foot): **0.75"** = 0.02; **1"** = 0.04; **1.25"** = 0.06; **2"** = 0.16; **3"** = 0.37; **4"** = 0.65; **5"** = 1.02; **6"** = 1.47; **12"** = 5.88

TUBING INSIDE DIA. CAPACITY (Gal./Ft.): **1/8"** = 0.0006; **3/16"** = 0.0014; **1/4"** = 0.0026; **5/16"** = 0.004; **3/8"** = 0.006; **1/2"** = 0.010; **5/8"** = 0.016

PURGING EQUIPMENT CODES: **B** = Bailer; **BP** = Bladder Pump; **ESP** = Electric Submersible Pump; **PP** = Peristaltic Pump; **O** = Other (Specify)

SAMPLING DATA

SAMPLED BY (PRINT) / AFFILIATION: MARK GILBERT / PACE	SAMPLER(S) SIGNATURE(S):	SAMPLING INITIATED AT: 1020	SAMPLING ENDED AT: 1025
PUMP OR TUBING DEPTH IN WELL (feet): 6	TUBING MATERIAL CODE: PE	FIELD-FILTERED: Y (N) Filtration Equipment Type:	FILTER SIZE: ____ µm
FIELD DECONTAMINATION: PUMP Y (N)	TUBING (Y) N (replaced)	DUPLICATE: Y (N)	

SAMPLE CONTAINER SPECIFICATION				SAMPLE PRESERVATION					
SAMPLE ID CODE	# CONTAINERS	MATERIAL CODE	VOLUME	PRESERVATIVE USED	TOTAL VOL ADDED IN FIELD (mL)	FINAL pH	INTENDED ANALYSIS AND/OR METHOD	SAMPLING EQUIPMENT CODE	SAMPLE PUMP FLOW RATE (mL per minute)
	1	PE	1000	ICE		6.63	TDS, NO3, Cl	APP	<400
	1	↓	250	HNO3		<2	METALS	↓	↓
	1	↓	250	H2SO4		<2	NH3		
	2	CG	40	ICE		6.63	~~TOC~~ 8011		
	3	CG	40	HCl		<2	8260		

REMARKS:
ORP -78.3 ORP -78.9 ORP -74.3

MATERIAL CODES: **AG** = Amber Glass; **CG** = Clear Glass; **PE** = Polyethylene; **PP** = Polypropylene; **S** = Silicone; **T** = Teflon; **O** = Other (Specify)

SAMPLING EQUIPMENT CODES: **APP** = After Peristaltic Pump; **B** = Bailer; **BP** = Bladder Pump; **ESP** = Electric Submersible Pump; **RFPP** = Reverse Flow Peristaltic Pump; **SM** = Straw Method (Tubing Gravity Drain); **O** = Other (Specify)

NOTES: 1. The above do not constitute all of the information required by Chapter 62-160, F.A.C.

2. STABILIZATION CRITERIA FOR RANGE OF VARIATION OF LAST THREE CONSECUTIVE READINGS (SEE FS 2212, SECTION 3)

pH: ± 0.2 units **Temperature:** ± 0.2 °C **Specific Conductance:** ± 5% **Dissolved Oxygen:** all readings ≤ 20% saturation (see Table FS 2200-2); optionally, ± 0.2 mg/L or ± 10% (whichever is greater) **Turbidity:** all readings ≤ 20 NTU; optionally ± 5 NTU or ± 10% (whichever is greater)

Form FD 9000-24

GROUNDWATER SAMPLING LOG

SITE NAME: VOLUSIA COUNTY SOLID WASTE	SITE LOCATION: TOMOKA LF SEMI	
WELL NO: 3	SAMPLE ID: B 35-1	DATE: 11-17-16

PURGING DATA

WELL DIAMETER (inches): 2	TUBING DIAMETER (inches): 1/4	WELL SCREEN INTERVAL DEPTH: feet to feet	STATIC DEPTH TO WATER (feet): 1.20	PURGE PUMP TYPE OR BAILER: ~~0.16~~ PP

WELL VOLUME PURGE: 1 WELL VOLUME = (TOTAL WELL DEPTH – STATIC DEPTH TO WATER) X WELL CAPACITY (only fill out if applicable)
= (33.80 feet – 1.20 feet) X 0.16 gallons/foot = 5.216 gallons

EQUIPMENT VOLUME PURGE: 1 EQUIPMENT VOL. = PUMP VOLUME + (TUBING CAPACITY X TUBING LENGTH) + FLOW CELL VOLUME (only fill out if applicable)
= gallons + (gallons/foot X feet) + gallons = gallons

INITIAL PUMP OR TUBING DEPTH IN WELL (feet): 4	FINAL PUMP OR TUBING DEPTH IN WELL (feet): 5	PURGING INITIATED AT: 1123	PURGING ENDED AT: 1154	TOTAL VOLUME PURGED (gallons): 7.75

TIME	VOLUME PURGED (gallons)	CUMUL. VOLUME PURGED (gallons)	PURGE RATE (gpm)	DEPTH TO WATER (feet)	pH (standard units)	TEMP. (°C)	COND. (circle units) µmhos/cm or µS/cm	DISSOLVED OXYGEN (circle units) mg/L or % saturation	TURBIDITY (NTUs)	COLOR (describe)	ODOR (describe)
1144	5.25	5.25	0.25	3.85	5.82	22.4	337	0.08	3.66	yellow	SULFUR
1149	1.25	6.50	0.25	3.85	5.82	22.4	337	0.05	2.41	↓	↓
1154	1.25	7.75	0.25	3.85	5.81	22.4	338	0.05	1.54	↓	↓

WELL CAPACITY (Gallons Per Foot): **0.75"** = 0.02; **1"** = 0.04; **1.25"** = 0.06; **2"** = 0.16; **3"** = 0.37; **4"** = 0.65; **5"** = 1.02; **6"** = 1.47; **12"** = 5.88
TUBING INSIDE DIA. CAPACITY (Gal./Ft.): **1/8"** = 0.0006; **3/16"** = 0.0014; **1/4"** = 0.0026; **5/16"** = 0.004; **3/8"** = 0.006; **1/2"** = 0.010; **5/8"** = 0.016

PURGING EQUIPMENT CODES: **B** = Bailer; **BP** = Bladder Pump; **ESP** = Electric Submersible Pump; **PP** = Peristaltic Pump; **O** = Other (Specify)

SAMPLING DATA

SAMPLED BY (PRINT) / AFFILIATION: MARK GILBERT / PACE	SAMPLER(S) SIGNATURE(S):	SAMPLING INITIATED AT: 1154	SAMPLING ENDED AT: 1158
PUMP OR TUBING DEPTH IN WELL (feet): 5	TUBING MATERIAL CODE: PE, S	FIELD-FILTERED: Y (N) Filtration Equipment Type:	FILTER SIZE: ____ µm
FIELD DECONTAMINATION: PUMP Y (N)	TUBING (Y) N (replaced)	DUPLICATE: Y (N)	

SAMPLE CONTAINER SPECIFICATION				SAMPLE PRESERVATION					
SAMPLE ID CODE	# CONTAINERS	MATERIAL CODE	VOLUME	PRESERVATIVE USED	TOTAL VOL ADDED IN FIELD (mL)	FINAL pH	INTENDED ANALYSIS AND/OR METHOD	SAMPLING EQUIPMENT CODE	SAMPLE PUMP FLOW RATE (mL per minute)
	1	PE	1000	ICE		5.81	TDS, NO3, CL	APP	<400
	1	↓	250	HNO3		<2	METALS	↓	↓
	1	↓	250	H2SO4		<2	NH3		
	2	CG	40	ICE		5.81	8011		
	3	CG	40	HCL		<2	8260		

REMARKS: ORP 35.8 ORP 33.3 ORP 30.8

MATERIAL CODES: **AG** = Amber Glass; **CG** = Clear Glass; **PE** = Polyethylene; **PP** = Polypropylene; **S** = Silicone; **T** = Teflon; **O** = Other (Specify)

SAMPLING EQUIPMENT CODES: **APP** = After Peristaltic Pump; **B** = Bailer; **BP** = Bladder Pump; **ESP** = Electric Submersible Pump; **RFPP** = Reverse Flow Peristaltic Pump; **SM** = Straw Method (Tubing Gravity Drain); **O** = Other (Specify)

NOTES: 1. **The above do not constitute all of the information required by Chapter 62-160, F.A.C.**
2. STABILIZATION CRITERIA FOR RANGE OF VARIATION OF LAST THREE CONSECUTIVE READINGS (SEE FS 2212, SECTION 3)

pH: ± 0.2 units **Temperature:** ± 0.2 °C **Specific Conductance:** ± 5% **Dissolved Oxygen:** all readings ≤ 20% saturation (see Table FS 2200-2); optionally, ± 0.2 mg/L or ± 10% (whichever is greater) **Turbidity:** all readings ≤ 20 NTU; optionally ± 5 NTU or ± 10% (whichever is greater)

Form FD 9000-24

GROUNDWATER SAMPLING LOG

SITE NAME: VOLUSIA COUNTY SOLID WASTE	SITE LOCATION: TOMOKA LF SOMI	
WELL NO: 4	SAMPLE ID: B35-2	DATE: 11-17-16

PURGING DATA

WELL DIAMETER (inches): 2	TUBING DIAMETER (inches): 1/4	WELL SCREEN INTERVAL DEPTH: feet to feet	STATIC DEPTH TO WATER (feet): 1.10	PURGE PUMP TYPE OR BAILER: PP

WELL VOLUME PURGE: 1 WELL VOLUME = (TOTAL WELL DEPTH – STATIC DEPTH TO WATER) X WELL CAPACITY (only fill out if applicable)
= (17.55 feet – 1.10 feet) X 0.16 gallons/foot = 2.63 gallons

EQUIPMENT VOLUME PURGE: 1 EQUIPMENT VOL. = PUMP VOLUME + (TUBING CAPACITY X TUBING LENGTH) + FLOW CELL VOLUME (only fill out if applicable)
= gallons + (gallons/foot X feet) + gallons = gallons

INITIAL PUMP OR TUBING DEPTH IN WELL (feet): 5	FINAL PUMP OR TUBING DEPTH IN WELL (feet): 5	PURGING INITIATED AT: 1205	PURGING ENDED AT: 1220	TOTAL VOLUME PURGED (gallons): 3.75

TIME	VOLUME PURGED (gallons)	CUMUL. VOLUME PURGED (gallons)	PURGE RATE (gpm)	DEPTH TO WATER (feet)	pH (standard units)	TEMP. (°C)	COND. (circle units) µmhos/cm or µS/cm	DISSOLVED OXYGEN (~~circle units~~) ~~mg/L or~~ % saturation	TURBIDITY (NTUs)	COLOR (describe)	ODOR (describe)
1216	0.75	0.75	0.25	2.85	5.56	22.8	536	0.07	1.46	yellow	SULFUR
1218	0.50	3.25	0.25	2.85	5.55	22.8	535	0.06	2.03	↓	↓
1220	0.50	3.75	0.25	2.85	5.55	22.9	535	0.04	1.84	↓	↓

WELL CAPACITY (Gallons Per Foot): **0.75"** = 0.02; **1"** = 0.04; **1.25"** = 0.06; **2"** = 0.16; **3"** = 0.37; **4"** = 0.65; **5"** = 1.02; **6"** = 1.47; **12"** = 5.88
TUBING INSIDE DIA. CAPACITY (Gal./Ft.): **1/8"** = 0.0006; **3/16"** = 0.0014; **1/4"** = 0.0026; **5/16"** = 0.004; **3/8"** = 0.006; **1/2"** = 0.010; **5/8"** = 0.016

PURGING EQUIPMENT CODES: **B** = Bailer; **BP** = Bladder Pump; **ESP** = Electric Submersible Pump; **PP** = Peristaltic Pump; **O** = Other (Specify)

SAMPLING DATA

SAMPLED BY (PRINT) / AFFILIATION: MARK GILBERT/PACE	SAMPLER(S) SIGNATURE(S):	SAMPLING INITIATED AT: 1220	SAMPLING ENDED AT: 1225
PUMP OR TUBING DEPTH IN WELL (feet): 5	TUBING MATERIAL CODE: PE, S	FIELD-FILTERED: Y (N) Filtration Equipment Type:	FILTER SIZE: ____ µm
FIELD DECONTAMINATION: PUMP Y (N)	TUBING (Y) N (replaced)	DUPLICATE: Y (N)	

SAMPLE CONTAINER SPECIFICATION				SAMPLE PRESERVATION					
SAMPLE ID CODE	# CONTAINERS	MATERIAL CODE	VOLUME	PRESERVATIVE USED	TOTAL VOL ADDED IN FIELD (mL)	FINAL pH	INTENDED ANALYSIS AND/OR METHOD	SAMPLING EQUIPMENT CODE	SAMPLE PUMP FLOW RATE (mL per minute)
	1	PE	1000	ICE		5.55	TDS, NO3, Cl	APP	<400
	1	↓	250	HNO3		<2	METALS	↓	↓
	1	↓	250	H2SO4		<2	NH3		
	2	CG	40	ICE		5.55	8011		
	3	CG	40	HCL		<2	8260		

REMARKS: ORP 31.2 ORP 31.1 ORP 29.5

MATERIAL CODES: **AG** = Amber Glass; **CG** = Clear Glass; **PE** = Polyethylene; **PP** = Polypropylene; **S** = Silicone; **T** = Teflon; **O** = Other (Specify)

SAMPLING EQUIPMENT CODES: **APP** = After Peristaltic Pump; **B** = Bailer; **BP** = Bladder Pump; **ESP** = Electric Submersible Pump; **RFPP** = Reverse Flow Peristaltic Pump; **SM** = Straw Method (Tubing Gravity Drain); **O** = Other (Specify)

NOTES: 1. The above do not constitute all of the information required by Chapter 62-160, F.A.C.
2. STABILIZATION CRITERIA FOR RANGE OF VARIATION OF LAST THREE CONSECUTIVE READINGS (SEE FS 2212, SECTION 3)

pH: ± 0.2 units **Temperature:** ± 0.2 °C **Specific Conductance:** ± 5% **Dissolved Oxygen:** all readings ≤ 20% saturation (see Table FS 2200-2); optionally, ± 0.2 mg/L or ± 10% (whichever is greater) **Turbidity:** all readings ≤ 20 NTU; optionally ± 5 NTU or ± 10% (whichever is greater)

Form FD 9000-24

GROUNDWATER SAMPLING LOG

SITE NAME: VOLUSIA COUNTY SOLID WASTE	SITE LOCATION: TOMOKA LF	
WELL NO: 5	SAMPLE ID: B 40-2	DATE: 11-17-16

PURGING DATA

WELL DIAMETER (inches): 2	TUBING DIAMETER (inches): 1/4	WELL SCREEN INTERVAL DEPTH: feet to feet	STATIC DEPTH TO WATER (feet): 4.95	PURGE PUMP TYPE OR BAILER: PP

WELL VOLUME PURGE: 1 WELL VOLUME = (TOTAL WELL DEPTH – STATIC DEPTH TO WATER) X WELL CAPACITY (only fill out if applicable)

= (17.45 feet – 4.95 feet) X 0.16 gallons/foot = 2.00 gallons

EQUIPMENT VOLUME PURGE: 1 EQUIPMENT VOL. = PUMP VOLUME + (TUBING CAPACITY X TUBING LENGTH) + FLOW CELL VOLUME (only fill out if applicable)

= gallons + (gallons/foot X feet) + gallons = gallons

INITIAL PUMP OR TUBING DEPTH IN WELL (feet): 7	FINAL PUMP OR TUBING DEPTH IN WELL (feet): 8	PURGING INITIATED AT: 1346	PURGING ENDED AT: 1401	TOTAL VOLUME PURGED (gallons): 3.00

TIME	VOLUME PURGED (gallons)	CUMUL. VOLUME PURGED (gallons)	PURGE RATE (gpm)	DEPTH TO WATER (feet)	pH (standard units)	TEMP. (°C)	COND. (circle units) µmhos/cm or (µS/cm)	DISSOLVED OXYGEN (circle units) (mg/L) or % saturation	TURBIDITY (NTUs)	COLOR (describe)	ODOR (describe)
1357	2.20	2.20	0.20	6.30	5.90	23.2	757	0.11	12.86	YELLOW	SULFUR
1359	0.40	2.60	0.20	6.30	5.91	23.2	759	0.11	9.94	↓	↓
1401	0.40	3.00	0.20	6.30	5.91	23.2	764	0.09	7.72	↓	↓

WELL CAPACITY (Gallons Per Foot): **0.75"** = 0.02; **1"** = 0.04; **1.25"** = 0.06; **2"** = 0.16; **3"** = 0.37; **4"** = 0.65; **5"** = 1.02; **6"** = 1.47; **12"** = 5.88
TUBING INSIDE DIA. CAPACITY (Gal./Ft.): **1/8"** = 0.0006; **3/16"** = 0.0014; **1/4"** = 0.0026; **5/16"** = 0.004; **3/8"** = 0.006; **1/2"** = 0.010; **5/8"** = 0.016

PURGING EQUIPMENT CODES: **B** = Bailer; **BP** = Bladder Pump; **ESP** = Electric Submersible Pump; **PP** = Peristaltic Pump; **O** = Other (Specify)

SAMPLING DATA

SAMPLED BY (PRINT) / AFFILIATION: MARK GIBBS / PACE	SAMPLER(S) SIGNATURE(S):	SAMPLING INITIATED AT: 1401	SAMPLING ENDED AT: 1405
PUMP OR TUBING DEPTH IN WELL (feet): 8	TUBING MATERIAL CODE: PE, S	FIELD-FILTERED: Y (N) Filtration Equipment Type:	FILTER SIZE: ____ µm
FIELD DECONTAMINATION: PUMP Y (N)	TUBING (Y) N (replaced)	DUPLICATE: Y (N)	

SAMPLE CONTAINER SPECIFICATION				SAMPLE PRESERVATION					
SAMPLE ID CODE	# CONTAINERS	MATERIAL CODE	VOLUME	PRESERVATIVE USED	TOTAL VOL ADDED IN FIELD (mL)	FINAL pH	INTENDED ANALYSIS AND/OR METHOD	SAMPLING EQUIPMENT CODE	SAMPLE PUMP FLOW RATE (mL per minute)
	1	PE	1000	ICE		5.91	TDS, NO3, CL	APP	400
	1	↓	250	HNO3		<2	METALS	↓	
	1	↓	250	H2SO4		<2	NH3		
	2	CG	40	ICE		5.91	8011		
	3	CG	40	HCL		<2	8260	↓	↓

REMARKS: ORP 89.0 ORP 80.2 ORP 71.2

MATERIAL CODES: **AG** = Amber Glass; **CG** = Clear Glass; **PE** = Polyethylene; **PP** = Polypropylene; **S** = Silicone; **T** = Teflon; **O** = Other (Specify)

SAMPLING EQUIPMENT CODES: **APP** = After Peristaltic Pump; **B** = Bailer; **BP** = Bladder Pump; **ESP** = Electric Submersible Pump; **RFPP** = Reverse Flow Peristaltic Pump; **SM** = Straw Method (Tubing Gravity Drain); **O** = Other (Specify)

NOTES: 1. **The above do not constitute all of the information required by Chapter 62-160, F.A.C.**

2. STABILIZATION CRITERIA FOR RANGE OF VARIATION OF LAST THREE CONSECUTIVE READINGS (SEE FS 2212, SECTION 3)

pH: ± 0.2 units **Temperature:** ± 0.2 °C **Specific Conductance:** ± 5% **Dissolved Oxygen:** all readings ≤ 20% saturation (see Table FS 2200-2); optionally, ± 0.2 mg/L or ± 10% (whichever is greater) **Turbidity:** all readings ≤ 20 NTU; optionally ± 5 NTU or ± 10% (whichever is greater)

Form FD 9000-24

GROUNDWATER SAMPLING LOG

SITE NAME: VOLUSIA COUNTY SOLID WASTE	SITE LOCATION: TOMOKA LF SEMI	
WELL NO: 6	SAMPLE ID: B 65	DATE: 11-17-16

PURGING DATA

WELL DIAMETER (inches): 2	TUBING DIAMETER (inches): 1/4	WELL SCREEN INTERVAL DEPTH: feet to feet	STATIC DEPTH TO WATER (feet): 5.15	PURGE PUMP TYPE OR BAILER: PP

WELL VOLUME PURGE: 1 WELL VOLUME = (TOTAL WELL DEPTH – STATIC DEPTH TO WATER) X WELL CAPACITY (only fill out if applicable)

= (17.85 feet – 5.15 feet) X 0.16 gallons/foot = 2.032 gallons

EQUIPMENT VOLUME PURGE: 1 EQUIPMENT VOL. = PUMP VOLUME + (TUBING CAPACITY X TUBING LENGTH) + FLOW CELL VOLUME (only fill out if applicable)

= gallons + (gallons/foot X feet) + gallons = gallons

INITIAL PUMP OR TUBING DEPTH IN WELL (feet): 7	FINAL PUMP OR TUBING DEPTH IN WELL (feet): 7	PURGING INITIATED AT: 1434	PURGING ENDED AT: 1447	TOTAL VOLUME PURGED (gallons): 3.25

TIME	VOLUME PURGED (gallons)	CUMUL. VOLUME PURGED (gallons)	PURGE RATE (gpm)	DEPTH TO WATER (feet)	pH (standard units)	TEMP. (°C)	COND. (circle units) µmhos/cm or µS/cm	DISSOLVED OXYGEN (circle units) mg/L or % saturation	TURBIDITY (NTUs)	COLOR (describe)	ODOR (describe)
1443	2.25	2.25	0.25	5.35	5.94	22.5	550	0.09	6.56	Yellow	Sulfur
1445	0.50	2.75	0.25	5.35	5.95	22.5	550	0.08	5.13	↓	↓
1447	0.50	3.25	0.25	5.35	5.94	22.4	546	0.06	3.75	↓	↓

WELL CAPACITY (Gallons Per Foot): **0.75"** = 0.02; **1"** = 0.04; **1.25"** = 0.06; **2"** = 0.16; **3"** = 0.37; **4"** = 0.65; **5"** = 1.02; **6"** = 1.47; **12"** = 5.88

TUBING INSIDE DIA. CAPACITY (Gal./Ft.): **1/8"** = 0.0006; **3/16"** = 0.0014; **1/4"** = 0.0026; **5/16"** = 0.004; **3/8"** = 0.006; **1/2"** = 0.010; **5/8"** = 0.016

PURGING EQUIPMENT CODES: **B** = Bailer; **BP** = Bladder Pump; **ESP** = Electric Submersible Pump; **PP** = Peristaltic Pump; **O** = Other (Specify)

SAMPLING DATA

SAMPLED BY (PRINT) / AFFILIATION: MARK GILBERT / PACE	SAMPLER(S) SIGNATURE(S):	SAMPLING INITIATED AT: 1447	SAMPLING ENDED AT: 1451
PUMP OR TUBING DEPTH IN WELL (feet): 7	TUBING MATERIAL CODE: PE,S	FIELD-FILTERED: Y (N) Filtration Equipment Type:	FILTER SIZE: ____ µm
FIELD DECONTAMINATION: PUMP Y (N)	TUBING (Y) N (replaced)	DUPLICATE: Y (N)	

SAMPLE CONTAINER SPECIFICATION				SAMPLE PRESERVATION					
SAMPLE ID CODE	# CONTAINERS	MATERIAL CODE	VOLUME	PRESERVATIVE USED	TOTAL VOL ADDED IN FIELD (mL)	FINAL pH	INTENDED ANALYSIS AND/OR METHOD	SAMPLING EQUIPMENT CODE	SAMPLE PUMP FLOW RATE (mL per minute)
	1	PE	1000	ICE		5.94	TDS, NO3, CL	APP	< 400
	1	↓	250	HNO3		< 2	METALS	↓	↓
	1	↓	250	H2SO4		< 2	NH3		
	2	CG	40	ICE		5.94	8011		
	3	CG	40	HCl		< 2	8260	↓	↓

REMARKS: ORP 45.3 ORP 41.2 ORP 38.0

MATERIAL CODES: **AG** = Amber Glass; **CG** = Clear Glass; **PE** = Polyethylene; **PP** = Polypropylene; **S** = Silicone; **T** = Teflon; **O** = Other (Specify)

SAMPLING EQUIPMENT CODES: **APP** = After Peristaltic Pump; **B** = Bailer; **BP** = Bladder Pump; **ESP** = Electric Submersible Pump; **RFPP** = Reverse Flow Peristaltic Pump; **SM** = Straw Method (Tubing Gravity Drain); **O** = Other (Specify)

NOTES: 1. **The above do not constitute all of the information required by Chapter 62-160, F.A.C.**

2. STABILIZATION CRITERIA FOR RANGE OF VARIATION OF LAST THREE CONSECUTIVE READINGS (SEE FS 2212, SECTION 3)

pH: ± 0.2 units **Temperature:** ± 0.2 °C **Specific Conductance:** ± 5% **Dissolved Oxygen:** all readings ≤ 20% saturation (see Table FS 2200-2); optionally, ± 0.2 mg/L or ± 10% (whichever is greater) **Turbidity:** all readings ≤ 20 NTU; optionally ± 5 NTU or ± 10% (whichever is greater)

Form FD 9000-24

GROUNDWATER SAMPLING LOG

SITE NAME: VOLUSIA COUNTY SOLID WASTE	SITE LOCATION: TOMOKA LF SEMI	
WELL NO: 7	SAMPLE ID: B 41-2	DATE: 11-17-16

PURGING DATA

WELL DIAMETER (inches): 2	TUBING DIAMETER (inches): 1/4	WELL SCREEN INTERVAL DEPTH: feet to feet	STATIC DEPTH TO WATER (feet): 6.40	PURGE PUMP TYPE OR BAILER: PP

WELL VOLUME PURGE: 1 WELL VOLUME = (TOTAL WELL DEPTH – STATIC DEPTH TO WATER) X WELL CAPACITY (only fill out if applicable)

= (18.00 feet – 6.40 feet) X 0.16 gallons/foot = 1.856 gallons

EQUIPMENT VOLUME PURGE: 1 EQUIPMENT VOL. = PUMP VOLUME + (TUBING CAPACITY X TUBING LENGTH) + FLOW CELL VOLUME (only fill out if applicable)

= gallons + (gallons/foot X feet) + gallons = gallons

INITIAL PUMP OR TUBING DEPTH IN WELL (feet): 8	FINAL PUMP OR TUBING DEPTH IN WELL (feet): 8	PURGING INITIATED AT: 1518	PURGING ENDED AT: 1530	TOTAL VOLUME PURGED (gallons): 3.00

TIME	VOLUME PURGED (gallons)	CUMUL. VOLUME PURGED (gallons)	PURGE RATE (gpm)	DEPTH TO WATER (feet)	pH (standard units)	TEMP. (°C)	COND. (circle units) µmhos/cm or µS/cm	DISSOLVED OXYGEN (circle units) mg/L or % saturation	TURBIDITY (NTUs)	COLOR (describe)	ODOR (describe)
1526	2.00	2.00	0.25	6.55	6.55	22.4	804	0.10	0.36	YELLOW	SULFUR
1528	0.50	2.50	0.25	6.55	6.55	22.4	802	0.07	0.33	↓	↓
1530	0.50	3.00	0.25	6.55	6.56	22.3	804	0.06	0.77	↓	↓

WELL CAPACITY (Gallons Per Foot): **0.75"** = 0.02; **1"** = 0.04; **1.25"** = 0.06; **2"** = 0.16; **3"** = 0.37; **4"** = 0.65; **5"** = 1.02; **6"** = 1.47; **12"** = 5.88
TUBING INSIDE DIA. CAPACITY (Gal./Ft.): **1/8"** = 0.0006; **3/16"** = 0.0014; **1/4"** = 0.0026; **5/16"** = 0.004; **3/8"** = 0.006; **1/2"** = 0.010; **5/8"** = 0.016

PURGING EQUIPMENT CODES: **B** = Bailer; **BP** = Bladder Pump; **ESP** = Electric Submersible Pump; **PP** = Peristaltic Pump; **O** = Other (Specify)

SAMPLING DATA

SAMPLED BY (PRINT) / AFFILIATION: MARK GILBERT PACE	SAMPLER(S) SIGNATURE(S):	SAMPLING INITIATED AT: 1530	SAMPLING ENDED AT: 1534
PUMP OR TUBING DEPTH IN WELL (feet): 8	TUBING MATERIAL CODE: PE, S	FIELD-FILTERED: Y (N) Filtration Equipment Type:	FILTER SIZE: ____ µm
FIELD DECONTAMINATION: PUMP Y (N)	TUBING (Y) N (replaced)	DUPLICATE: Y (N)	

SAMPLE CONTAINER SPECIFICATION				SAMPLE PRESERVATION					
SAMPLE ID CODE	# CONTAINERS	MATERIAL CODE	VOLUME	PRESERVATIVE USED	TOTAL VOL ADDED IN FIELD (mL)	FINAL pH	INTENDED ANALYSIS AND/OR METHOD	SAMPLING EQUIPMENT CODE	SAMPLE PUMP FLOW RATE (mL per minute)
	1	PE	1000	ICE		6.56	TDS, NO3, CL	APP	<400
	1	↓	250	HNO3		<2	METALS	↓	↓
	1	↓	250	H2SO4		<2	NH3		
	2	CG	40	ICE		6.56	8011		
	3	CG	40	HCL		<2	8260		

REMARKS: ORP -39.3 ORP -44.4 ORP -47.6

MATERIAL CODES: **AG** = Amber Glass; **CG** = Clear Glass; **PE** = Polyethylene; **PP** = Polypropylene; **S** = Silicone; **T** = Teflon; **O** = Other (Specify)

SAMPLING EQUIPMENT CODES: **APP** = After Peristaltic Pump; **B** = Bailer; **BP** = Bladder Pump; **ESP** = Electric Submersible Pump; **RFPP** = Reverse Flow Peristaltic Pump; **SM** = Straw Method (Tubing Gravity Drain); **O** = Other (Specify)

NOTES: 1. **The above do not constitute all of the information required by Chapter 62-160, F.A.C.**

2. STABILIZATION CRITERIA FOR RANGE OF VARIATION OF LAST THREE CONSECUTIVE READINGS (SEE FS 2212, SECTION 3)

pH: ± 0.2 units **Temperature:** ± 0.2 °C **Specific Conductance:** ± 5% **Dissolved Oxygen:** all readings ≤ 20% saturation (see Table FS 2200-2); optionally, ± 0.2 mg/L or ± 10% (whichever is greater) **Turbidity:** all readings ≤ 20 NTU; optionally ± 5 NTU or ± 10% (whichever is greater)

Form FD 9000-24

GROUNDWATER SAMPLING LOG

SITE NAME: VOLUSIA COUNTY SOLID WASTE	SITE LOCATION: TOMOKA LF SEMI	
WELL NO: B	SAMPLE ID: B 1-B	DATE: 11-17-16

PURGING DATA

WELL DIAMETER (inches): 2	TUBING DIAMETER (inches): 1/4	WELL SCREEN INTERVAL DEPTH: feet to feet	STATIC DEPTH TO WATER (feet): 8.75	PURGE PUMP TYPE OR BAILER: PP

WELL VOLUME PURGE: 1 WELL VOLUME = (TOTAL WELL DEPTH – STATIC DEPTH TO WATER) X WELL CAPACITY (only fill out if applicable)
= (35.90 feet – 8.75 feet) X 0.16 gallons/foot = 4.344 gallons

EQUIPMENT VOLUME PURGE: 1 EQUIPMENT VOL. = PUMP VOLUME + (TUBING CAPACITY X TUBING LENGTH) + FLOW CELL VOLUME (only fill out if applicable)
= gallons + (gallons/foot X feet) + gallons = gallons

INITIAL PUMP OR TUBING DEPTH IN WELL (feet): 11	FINAL PUMP OR TUBING DEPTH IN WELL (feet): 11	PURGING INITIATED AT: 1555	PURGING ENDED AT: 1621	TOTAL VOLUME PURGED (gallons): 6.50

TIME	VOLUME PURGED (gallons)	CUMUL. VOLUME PURGED (gallons)	PURGE RATE (gpm)	DEPTH TO WATER (feet)	pH (standard units)	TEMP. (°C)	COND. (circle units) µmhos/cm or (µS/cm)	DISSOLVED OXYGEN (circle units) mg/L or % saturation	TURBIDITY (NTUs)	COLOR (describe)	ODOR (describe)
1613	4.50	4.50	~~4.50~~	9.05	6.33	23.1	1330	0.25	1.30	YELLOW	SULFUR
1617	1.00	5.50	0.25	9.05	6.33	23.1	1328	0.10	1.07	↓	↓
1621	1.00	6.50	0.25	9.05	6.33	23.1	1326	0.08	1.47	↓	↓

WELL CAPACITY (Gallons Per Foot): **0.75"** = 0.02; **1"** = 0.04; **1.25"** = 0.06; **2"** = 0.16; **3"** = 0.37; **4"** = 0.65; **5"** = 1.02; **6"** = 1.47; **12"** = 5.88
TUBING INSIDE DIA. CAPACITY (Gal./Ft.): **1/8"** = 0.0006; **3/16"** = 0.0014; **1/4"** = 0.0026; **5/16"** = 0.004; **3/8"** = 0.006; **1/2"** = 0.010; **5/8"** = 0.016

PURGING EQUIPMENT CODES: **B** = Bailer; **BP** = Bladder Pump; **ESP** = Electric Submersible Pump; **PP** = Peristaltic Pump; **O** = Other (Specify)

SAMPLING DATA

SAMPLED BY (PRINT) / AFFILIATION: MARK GILBERT / PACE	SAMPLER(S) SIGNATURE(S):	SAMPLING INITIATED AT: 1621	SAMPLING ENDED AT: 1625
PUMP OR TUBING DEPTH IN WELL (feet): 11	TUBING MATERIAL CODE: PE, S	FIELD-FILTERED: Y (N) Filtration Equipment Type:	FILTER SIZE: ____ µm
FIELD DECONTAMINATION: PUMP Y (N)	TUBING (Y) N (replaced)	DUPLICATE: Y (N)	

SAMPLE CONTAINER SPECIFICATION				SAMPLE PRESERVATION					
SAMPLE ID CODE	# CONTAINERS	MATERIAL CODE	VOLUME	PRESERVATIVE USED	TOTAL VOL ADDED IN FIELD (mL)	FINAL pH	INTENDED ANALYSIS AND/OR METHOD	SAMPLING EQUIPMENT CODE	SAMPLE PUMP FLOW RATE (mL per minute)
	1	PE	1000	ICE			TDS, NO3, CL	APP	400
	1	↓	250	HNO3		<2	METALS	↓	↓
	1	↓	250	H2SO4		<2	NH3		
	2	CG	40	ICE			8011		
	3	CG	40	HCL		<2	8260	↓	↓

REMARKS: ORP -60.4 ORP -61.9 ORP -63.3

MATERIAL CODES: **AG** = Amber Glass; **CG** = Clear Glass; **PE** = Polyethylene; **PP** = Polypropylene; **S** = Silicone; **T** = Teflon; **O** = Other (Specify)

SAMPLING EQUIPMENT CODES: **APP** = After Peristaltic Pump; **B** = Bailer; **BP** = Bladder Pump; **ESP** = Electric Submersible Pump; **RFPP** = Reverse Flow Peristaltic Pump; **SM** = Straw Method (Tubing Gravity Drain); **O** = Other (Specify)

NOTES: 1. **The above do not constitute all of the information required by Chapter 62-160, F.A.C.**
2. STABILIZATION CRITERIA FOR RANGE OF VARIATION OF LAST THREE CONSECUTIVE READINGS (SEE FS 2212, SECTION 3)

pH: ± 0.2 units **Temperature:** ± 0.2 °C **Specific Conductance:** ± 5% **Dissolved Oxygen:** all readings ≤ 20% saturation (see Table FS 2200-2); optionally, ± 0.2 mg/L or ± 10% (whichever is greater) **Turbidity:** all readings ≤ 20 NTU; optionally ± 5 NTU or ± 10% (whichever is greater)

Form FD 9000-24

GROUNDWATER SAMPLING LOG

SITE NAME:	Volusia county Solid waste	SITE LOCATION:	Tomoka LF Semi Annual Mtg
WELL NO:	1	SAMPLE ID:	FA 2C
		DATE:	11-17-16

PURGING DATA

WELL DIAMETER (inches):	TUBING DIAMETER (inches):	WELL SCREEN INTERVAL DEPTH: feet to feet	STATIC DEPTH TO WATER (feet):	PURGE PUMP TYPE OR BAILER:
2	3/8		13.46	Bl APESP

WELL VOLUME PURGE: 1 WELL VOLUME = (TOTAL WELL DEPTH – STATIC DEPTH TO WATER) X WELL CAPACITY
(only fill out if applicable)
= (74.40 feet – 13.46 feet) X 0.16 gallons/foot = 9.7504 gallons

EQUIPMENT VOLUME PURGE: 1 EQUIPMENT VOL. = PUMP VOLUME + (TUBING CAPACITY X TUBING LENGTH) + FLOW CELL VOLUME
(only fill out if applicable)
= gallons + (gallons/foot X feet) + gallons = gallons

INITIAL PUMP OR TUBING DEPTH IN WELL (feet):	FINAL PUMP OR TUBING DEPTH IN WELL (feet):	PURGING INITIATED AT:	PURGING ENDED AT:	TOTAL VOLUME PURGED (gallons):
15	16	848	904	20.0

TIME	VOLUME PURGED (gallons)	CUMUL. VOLUME PURGED (gallons)	PURGE RATE (gpm)	DEPTH TO WATER (feet)	pH (standard units)	TEMP. (°C)	COND. (circle units) µmhos/cm or ~~µS/cm~~	DISSOLVED OXYGEN (circle units) ~~mg/L~~ or % saturation	TURBIDITY (NTUs)	COLOR (describe)	ODOR (describe)
856	10.0	10.0	1.25	15.0	7.82	21.87	714	6.09	2.30	Yellow	Sulfur
858	2.50	12.5	1.25	15.0	7.59	21.84	716	6.09	0.90		
900	2.50	15.0	1.25	15.0	7.43	21.84	721	6.09	0.58		
902	2.50	17.5	1.25	15.0	7.36	21.82	727	6.09	0.49		
904	2.50	20.0	1.25	15.0	7.33	21.83	733	6.09	0.55		

WELL CAPACITY (Gallons Per Foot): **0.75"** = 0.02; **1"** = 0.04; **1.25"** = 0.06; **2"** = 0.16; **3"** = 0.37; **4"** = 0.65; **5"** = 1.02; **6"** = 1.47; **12"** = 5.88
TUBING INSIDE DIA. CAPACITY (Gal./Ft.): **1/8"** = 0.0006; **3/16"** = 0.0014; **1/4"** = 0.0026; **5/16"** = 0.004; **3/8"** = 0.006; **1/2"** = 0.010; **5/8"** = 0.016

PURGING EQUIPMENT CODES: **B** = Bailer; **BP** = Bladder Pump; **ESP** = Electric Submersible Pump; **PP** = Peristaltic Pump; **O** = Other (Specify)

SAMPLING DATA

SAMPLED BY (PRINT) / AFFILIATION:	SAMPLER(S) SIGNATURE(S):	SAMPLING INITIATED AT:	SAMPLING ENDED AT:
DAVID ICE / PACE		904	9.05

PUMP OR TUBING DEPTH IN WELL (feet):	TUBING MATERIAL CODE:	FIELD-FILTERED: Y (N) Filtration Equipment Type:	FILTER SIZE: ____ µm
16	PE, S		

FIELD DECONTAMINATION: PUMP Y (N) TUBING Y (N) (replaced) DUPLICATE: Y (N)

SAMPLE CONTAINER SPECIFICATION				SAMPLE PRESERVATION					
SAMPLE ID CODE	# CONTAINERS	MATERIAL CODE	VOLUME	PRESERVATIVE USED	TOTAL VOL ADDED IN FIELD (mL)	FINAL pH	INTENDED ANALYSIS AND/OR METHOD	SAMPLING EQUIPMENT CODE	SAMPLE PUMP FLOW RATE (mL per minute)
	1	PE	1000	ICE		7.33	TDS, NO3, Cl	ESP	≤ 400
	1	1	250	HNO3			6010, 6020		
	1	1	1	H2SO4			Ammonia		
	2	CG	40	ICE			EPA 8011		
	3	1	1	ICE			8260 Full List		

REMARKS: ORP -209 ORP -178.0 ORP -161.3 ORP 159.4

MATERIAL CODES: **AG** = Amber Glass; **CG** = Clear Glass; **PE** = Polyethylene; **PP** = Polypropylene; **S** = Silicone; **T** = Teflon; **O** = Other (Specify)

SAMPLING EQUIPMENT CODES: **APP** = After Peristaltic Pump; **B** = Bailer; **BP** = Bladder Pump; **ESP** = Electric Submersible Pump; **RFPP** = Reverse Flow Peristaltic Pump; **SM** = Straw Method (Tubing Gravity Drain); **O** = Other (Specify)

NOTES: 1. **The above do not constitute all of the information required by Chapter 62-160, F.A.C.**
2. STABILIZATION CRITERIA FOR RANGE OF VARIATION OF LAST THREE CONSECUTIVE READINGS (SEE FS 2212, SECTION 3)

pH: ± 0.2 units **Temperature:** ± 0.2 °C **Specific Conductance:** ± 5% **Dissolved Oxygen:** all readings ≤ 20% saturation (see Table FS 2200-2); optionally, ± 0.2 mg/L or ± 10% (whichever is greater) **Turbidity:** all readings ≤ 20 NTU; optionally ± 5 NTU or ± 10% (whichever is greater)

Form FD 9000-24

GROUNDWATER SAMPLING LOG

SITE NAME:	Volusia County Solid Waste	SITE LOCATION:	Tomoka Lf Semi Annual MW's
WELL NO:	2	SAMPLE ID:	B34-1
		DATE:	11-17-16

PURGING DATA

WELL DIAMETER (inches):	TUBING DIAMETER (inches):	WELL SCREEN INTERVAL DEPTH: feet to feet	STATIC DEPTH TO WATER (feet):	PURGE PUMP TYPE OR BAILER:
2	1/4		3.43	PP

WELL VOLUME PURGE: 1 WELL VOLUME = (TOTAL WELL DEPTH – STATIC DEPTH TO WATER) X WELL CAPACITY
(only fill out if applicable)

DT 33.80 feet – 3.43 feet) X 0.16 gallons/foot = 4.8992 gallons

EQUIPMENT VOLUME PURGE: 1 EQUIPMENT VOL. = PUMP VOLUME + (TUBING CAPACITY X TUBING LENGTH) + FLOW CELL VOLUME
(only fill out if applicable)

= gallons + (gallons/foot X feet) + gallons = gallons

INITIAL PUMP OR TUBING DEPTH IN WELL (feet):	FINAL PUMP OR TUBING DEPTH IN WELL (feet):	PURGING INITIATED AT:	PURGING ENDED AT:	TOTAL VOLUME PURGED (gallons):
5	5	954	1033	7.80

TIME	VOLUME PURGED (gallons)	CUMUL. VOLUME PURGED (gallons)	PURGE RATE (gpm)	DEPTH TO WATER (feet)	pH (standard units)	TEMP. (°C)	COND. (circle units) µmhos/cm or µS/cm	DISSOLVED OXYGEN (circle units) mg/L or % saturation	TURBIDITY (NTUs)	COLOR (describe)	ODOR (describe)
1019	5.00	5.00	0.20	4.58	6.47	22.91	1419	0.21	3.03	Yellow	Sulfur
1026	1.46	6.40	0.20	4.58	6.47	22.91	1419	0.20	3.31	"	"
1033	1.40	7.80	0.20	4.58	6.47	22.93	1418	0.18	2.41	"	"

WELL CAPACITY (Gallons Per Foot): **0.75"** = 0.02; **1"** = 0.04; **1.25"** = 0.06; **2"** = 0.16; **3"** = 0.37; **4"** = 0.65; **5"** = 1.02; **6"** = 1.47; **12"** = 5.88
TUBING INSIDE DIA. CAPACITY (Gal./Ft.): **1/8"** = 0.0006; **3/16"** = 0.0014; **1/4"** = 0.0026; **5/16"** = 0.004; **3/8"** = 0.006; **1/2"** = 0.010; **5/8"** = 0.016

PURGING EQUIPMENT CODES: **B** = Bailer; **BP** = Bladder Pump; **ESP** = Electric Submersible Pump; **PP** = Peristaltic Pump; **O** = Other (Specify)

SAMPLING DATA

SAMPLED BY (PRINT) / AFFILIATION:	SAMPLER(S) SIGNATURE(S):	SAMPLING INITIATED AT:	SAMPLING ENDED AT:
DAVID ICE / PACE		1033	1037

PUMP OR TUBING DEPTH IN WELL (feet):	TUBING MATERIAL CODE:	FIELD-FILTERED: Y (N) Filtration Equipment Type:	FILTER SIZE: ____ µm
5	PE, S		

FIELD DECONTAMINATION: PUMP Y (N) TUBING Y (N) (replaced) DUPLICATE: Y (N)

SAMPLE CONTAINER SPECIFICATION				SAMPLE PRESERVATION					
SAMPLE ID CODE	# CONTAINERS	MATERIAL CODE	VOLUME	PRESERVATIVE USED	TOTAL VOL ADDED IN FIELD (mL)	FINAL pH	INTENDED ANALYSIS AND/OR METHOD	SAMPLING EQUIPMENT CODE	SAMPLE PUMP FLOW RATE (mL per minute)
	1	PE	1000	ICE		6.47	TDS, NO3, Cl	APP	< 400
	1	1	250	HNO3			6010, 6020		
	1	1	1	H_2SO_4			Ammonia		
	2	CG	40	ICE			EDB 8011		
	3	1	1	HCl			8260 Full List		

REMARKS: ORP -79.6 ORP -79.5 ORP -79.9

MATERIAL CODES: **AG** = Amber Glass; **CG** = Clear Glass; **PE** = Polyethylene; **PP** = Polypropylene; **S** = Silicone; **T** = Teflon; **O** = Other (Specify)

SAMPLING EQUIPMENT CODES: **APP** = After Peristaltic Pump; **B** = Bailer; **BP** = Bladder Pump; **ESP** = Electric Submersible Pump; **RFPP** = Reverse Flow Peristaltic Pump; **SM** = Straw Method (Tubing Gravity Drain); **O** = Other (Specify)

NOTES: 1. **The above do not constitute all of the information required by Chapter 62-160, F.A.C.**
2. STABILIZATION CRITERIA FOR RANGE OF VARIATION OF LAST THREE CONSECUTIVE READINGS (SEE FS 2212, SECTION 3)

pH: ± 0.2 units **Temperature:** ± 0.2 °C **Specific Conductance:** ± 5% **Dissolved Oxygen:** all readings ≤ 20% saturation (see Table FS 2200-2); optionally, ± 0.2 mg/L or ± 10% (whichever is greater) **Turbidity:** all readings ≤ 20 NTU; optionally ± 5 NTU or ± 10% (whichever is greater)

Form FD 9000-24

GROUNDWATER SAMPLING LOG

SITE NAME: Volusia County Solid Waste	SITE LOCATION: Tomoka LF Semi Annual MW's	
WELL NO: 3	SAMPLE ID: B 34-2	DATE: 11-17-16

PURGING DATA

WELL DIAMETER (inches): 2	TUBING DIAMETER (inches): 1/4	WELL SCREEN INTERVAL DEPTH: feet to feet	STATIC DEPTH TO WATER (feet): 2.11	PURGE PUMP TYPE OR BAILER: PP

WELL VOLUME PURGE: 1 WELL VOLUME = (TOTAL WELL DEPTH – STATIC DEPTH TO WATER) X WELL CAPACITY
(only fill out if applicable)
= (12.85 feet – 2.11 feet) X 0.16 gallons/foot = 2.5184 gallons

EQUIPMENT VOLUME PURGE: 1 EQUIPMENT VOL. = PUMP VOLUME + (TUBING CAPACITY X TUBING LENGTH) + FLOW CELL VOLUME
(only fill out if applicable)
= gallons + (gallons/foot X feet) + gallons = gallons

INITIAL PUMP OR TUBING DEPTH IN WELL (feet): 4	FINAL PUMP OR TUBING DEPTH IN WELL (feet): 6	PURGING INITIATED AT: 1041	PURGING ENDED AT: 1102	TOTAL VOLUME PURGED (gallons): 4.20

TIME	VOLUME PURGED (gallons)	CUMUL. VOLUME PURGED (gallons)	PURGE RATE (gpm)	DEPTH TO WATER (feet)	pH (standard units)	TEMP. (°C)	COND. (circle units) µmhos/cm or µS/cm	DISSOLVED OXYGEN (circle units) mg/L or % saturation	TURBIDITY (NTUs)	COLOR (describe)	ODOR (describe)
1054	2.60	2.60	0.20	5.23	6.93	23.54	1632	0.20	3.60	Yellow	Sulfur
1058	~~0.80~~	3.40	0.20	5.27	6.90	23.60	1700	0.15	2.82	"	"
1102	0.80	4.20	0.20	5.30	6.88	23.66	1720	0.14	1.76	"	"

WELL CAPACITY (Gallons Per Foot): **0.75"** = 0.02; **1"** = 0.04; **1.25"** = 0.06; **2"** = 0.16; **3"** = 0.37; **4"** = 0.65; **5"** = 1.02; **6"** = 1.47; **12"** = 5.88
TUBING INSIDE DIA. CAPACITY (Gal./Ft.): **1/8"** = 0.0006; **3/16"** = 0.0014; **1/4"** = 0.0026; **5/16"** = 0.004; **3/8"** = 0.006; **1/2"** = 0.010; **5/8"** = 0.016

PURGING EQUIPMENT CODES: **B** = Bailer; **BP** = Bladder Pump; **ESP** = Electric Submersible Pump; **PP** = Peristaltic Pump; **O** = Other (Specify)

SAMPLING DATA

SAMPLED BY (PRINT) / AFFILIATION: NAUM ICE / PACE	SAMPLER(S) SIGNATURE(S):	SAMPLING INITIATED AT: 1102	SAMPLING ENDED AT: 1106
PUMP OR TUBING DEPTH IN WELL (feet): 6	TUBING MATERIAL CODE: PE	FIELD-FILTERED: Y (N) Filtration Equipment Type:	FILTER SIZE: ____ µm
FIELD DECONTAMINATION: PUMP Y (N)	TUBING (Y) N (replaced)	DUPLICATE: Y (N)	

SAMPLE CONTAINER SPECIFICATION				SAMPLE PRESERVATION					
SAMPLE ID CODE	# CONTAINERS	MATERIAL CODE	VOLUME	PRESERVATIVE USED	TOTAL VOL ADDED IN FIELD (mL)	FINAL pH	INTENDED ANALYSIS AND/OR METHOD	SAMPLING EQUIPMENT CODE	SAMPLE PUMP FLOW RATE (mL per minute)
	1	PE	1000	ICE		6.88	TDS, NO3, Cl	APP	≤400
	1	"	250	HNO3		"	6010, 6020	"	"
	1	"	1	H2SO4		"	Ammonia	"	"
	2	CG	40	ICE		"	EDB 8011	"	"
	3	"	"	HCl		"	8260 Full List	"	"

REMARKS: ORP -122.9 ORP -126.5 ORP -129.2

MATERIAL CODES: **AG** = Amber Glass; **CG** = Clear Glass; **PE** = Polyethylene; **PP** = Polypropylene; **S** = Silicone; **T** = Teflon; **O** = Other (Specify)

SAMPLING EQUIPMENT CODES: **APP** = After Peristaltic Pump; **B** = Bailer; **BP** = Bladder Pump; **ESP** = Electric Submersible Pump; **RFPP** = Reverse Flow Peristaltic Pump; **SM** = Straw Method (Tubing Gravity Drain); **O** = Other (Specify)

NOTES: 1. **The above do not constitute all of the information required by Chapter 62-160, F.A.C.**
2. STABILIZATION CRITERIA FOR RANGE OF VARIATION OF LAST THREE CONSECUTIVE READINGS (SEE FS 2212, SECTION 3)

pH: ± 0.2 units **Temperature:** ± 0.2 °C **Specific Conductance:** ± 5% **Dissolved Oxygen:** all readings ≤ 20% saturation (see Table FS 2200-2); optionally, ± 0.2 mg/L or ± 10% (whichever is greater) **Turbidity:** all readings ≤ 20 NTU; optionally ± 5 NTU or ± 10% (whichever is greater)

Form FD 9000-24
GROUNDWATER SAMPLING LOG

SITE NAME:	Volusia County Solid Waste	SITE LOCATION:	Tomoka LF Semi Annual MW
WELL NO:	4	SAMPLE ID:	FB.1B
		DATE:	11-17-16

PURGING DATA

WELL DIAMETER (inches):	TUBING DIAMETER (inches):	WELL SCREEN INTERVAL DEPTH: feet to feet	STATIC DEPTH TO WATER (feet):	PURGE PUMP TYPE OR BAILER:
4	3/8		13.93	ESP

WELL VOLUME PURGE: 1 WELL VOLUME = (TOTAL WELL DEPTH – STATIC DEPTH TO WATER) X WELL CAPACITY
(only fill out if applicable)
= (28.10 feet – 13.93 feet) X 0.65 gallons/foot = 54.7105 gallons

EQUIPMENT VOLUME PURGE: 1 EQUIPMENT VOL. = PUMP VOLUME + (TUBING CAPACITY X TUBING LENGTH) + FLOW CELL VOLUME
(only fill out if applicable)
= gallons + (gallons/foot X feet) + gallons = gallons

INITIAL PUMP OR TUBING DEPTH IN WELL (feet):	FINAL PUMP OR TUBING DEPTH IN WELL (feet):	PURGING INITIATED AT:	PURGING ENDED AT:	TOTAL VOLUME PURGED (gallons):
15	17	1112	1154	82.0

TIME	VOLUME PURGED (gallons)	CUMUL. VOLUME PURGED (gallons)	PURGE RATE (gpm)	DEPTH TO WATER (feet)	pH (standard units)	TEMP. (°C)	COND. (circle units) µmhos/cm or µS/cm	DISSOLVED OXYGEN (circle units) mg/L or % saturation	TURBIDITY (NTUs)	COLOR (describe)	ODOR (describe)
1139 40 ml			2.00								
~~1146~~ 1156	54.0	54.0	~~1.25~~	16.05	7.00	22.27	594	0.10	1.44	Yellow	Sulfur
1142	14.0	68.0	2.00	16.05	6.94	22.26	587	0.12	1.23		
1154	14.0	82.0	2.00	16.05	6.92	22.26	584	0.13	0.86		

WELL CAPACITY (Gallons Per Foot): **0.75"** = 0.02; **1"** = 0.04; **1.25"** = 0.06; **2"** = 0.16; **3"** = 0.37; **4"** = 0.65; **5"** = 1.02; **6"** = 1.47; **12"** = 5.88
TUBING INSIDE DIA. CAPACITY (Gal./Ft.): **1/8"** = 0.0006; **3/16"** = 0.0014; **1/4"** = 0.0026; **5/16"** = 0.004; **3/8"** = 0.006; **1/2"** = 0.010; **5/8"** = 0.016

PURGING EQUIPMENT CODES: **B** = Bailer; **BP** = Bladder Pump; **ESP** = Electric Submersible Pump; **PP** = Peristaltic Pump; **O** = Other (Specify)

SAMPLING DATA

SAMPLED BY (PRINT) / AFFILIATION:	SAMPLER(S) SIGNATURE(S):	SAMPLING INITIATED AT:	SAMPLING ENDED AT:
DAUM ICE / PACE		1154	1155

PUMP OR TUBING DEPTH IN WELL (feet):	TUBING MATERIAL CODE:	FIELD-FILTERED: Y (N) Filtration Equipment Type:	FILTER SIZE: ____ µm
17	PE S		

FIELD DECONTAMINATION: PUMP (Y) N TUBING (Y) N (replaced) DUPLICATE: Y (N)

SAMPLE CONTAINER SPECIFICATION				SAMPLE PRESERVATION					
SAMPLE ID CODE	# CONTAINERS	MATERIAL CODE	VOLUME	PRESERVATIVE USED	TOTAL VOL ADDED IN FIELD (mL)	FINAL pH	INTENDED ANALYSIS AND/OR METHOD	SAMPLING EQUIPMENT CODE	SAMPLE PUMP FLOW RATE (mL per minute)
	1	PE	1000	ICE		6.92	TDS, NO3, Cl	ESP	400
	1	1	250	HNO3			6010, 6020		
	1		1	H2SO4			Ammonia		
	2	CG	40	ICE			RSK 8011		
	3	1	1	HCl			8260 Full List		

REMARKS: ORP - 85.4 ORP - 81.0 ORP - 77.7

MATERIAL CODES: **AG** = Amber Glass; **CG** = Clear Glass; **PE** = Polyethylene; **PP** = Polypropylene; **S** = Silicone; **T** = Teflon; **O** = Other (Specify)

SAMPLING EQUIPMENT CODES: **APP** = After Peristaltic Pump; **B** = Bailer; **BP** = Bladder Pump; **ESP** = Electric Submersible Pump; **RFPP** = Reverse Flow Peristaltic Pump; **SM** = Straw Method (Tubing Gravity Drain); **O** = Other (Specify)

NOTES: 1. **The above do not constitute all of the information required by Chapter 62-160, F.A.C.**
2. STABILIZATION CRITERIA FOR RANGE OF VARIATION OF LAST THREE CONSECUTIVE READINGS (SEE FS 2212, SECTION 3)

pH: ± 0.2 units **Temperature:** ± 0.2 °C **Specific Conductance:** ± 5% **Dissolved Oxygen:** all readings ≤ 20% saturation (see Table FS 2200-2 optionally, ± 0.2 mg/L or ± 10% (whichever is greater) **Turbidity:** all readings ≤ 20 NTU; optionally ± 5 NTU or ± 10% (whichever is greater)

Form FD 9000-24

GROUNDWATER SAMPLING LOG

SITE NAME:	Volusia County Solid Waste	SITE LOCATION:	Tomoka LF	Semi Annual MW
WELL NO:	5	SAMPLE ID:	F-MB	DATE: 11-17-16

PURGING DATA

WELL DIAMETER (inches):	TUBING DIAMETER (inches):	WELL SCREEN INTERVAL DEPTH: feet to feet	STATIC DEPTH TO WATER (feet):	PURGE PUMP TYPE OR BAILER:
2	3/8		16.11	ESP

WELL VOLUME PURGE: 1 WELL VOLUME = (TOTAL WELL DEPTH – STATIC DEPTH TO WATER) X WELL CAPACITY
(only fill out if applicable)
= (99.20 feet – 16.11 feet) X 0.16 gallons/foot = 13.2944 gallons

EQUIPMENT VOLUME PURGE: 1 EQUIPMENT VOL. = PUMP VOLUME + (TUBING CAPACITY X TUBING LENGTH) + FLOW CELL VOLUME
(only fill out if applicable)
= gallons + (gallons/foot X feet) + gallons = gallons

INITIAL PUMP OR TUBING DEPTH IN WELL (feet):	FINAL PUMP OR TUBING DEPTH IN WELL (feet):	PURGING INITIATED AT:	PURGING ENDED AT:	TOTAL VOLUME PURGED (gallons):
18	19.5	1212	1242	27.5

TIME	VOLUME PURGED (gallons)	CUMUL. VOLUME PURGED (gallons)	PURGE RATE (gpm)	DEPTH TO WATER (feet)	pH (standard units)	TEMP. (°C)	COND. (circle units) µmhos/cm or µS/cm	DISSOLVED OXYGEN (circle units) mg/L or % saturation	TURBIDITY (NTUs)	COLOR (describe)	ODOR (describe)
1230	14.3	14.3	1.10	18.98	6.96	23.50	6.34	0.06	37.65	Yellow	Sulfur
1234	4.4	18.7	1.10	18.98	6.91	23.49	6.31	0.07	20.66	"	"
1238	4.4	23.1	1.10	18.98	6.90	23.49	6.30	0.09	16.01	"	"
1242	4.4	27.5	1.10	18.98	6.90	23.50	6.30	0.10	15.82	"	"

WELL CAPACITY (Gallons Per Foot): **0.75"** = 0.02; **1"** = 0.04; **1.25"** = 0.06; **2"** = 0.16; **3"** = 0.37; **4"** = 0.65; **5"** = 1.02; **6"** = 1.47; **12"** = 5.88
TUBING INSIDE DIA. CAPACITY (Gal./Ft.): **1/8"** = 0.0006; **3/16"** = 0.0014; **1/4"** = 0.0026; **5/16"** = 0.004; **3/8"** = 0.006; **1/2"** = 0.010; **5/8"** = 0.016

PURGING EQUIPMENT CODES: **B** = Bailer; **BP** = Bladder Pump; **ESP** = Electric Submersible Pump; **PP** = Peristaltic Pump; **O** = Other (Specify)

SAMPLING DATA

SAMPLED BY (PRINT) / AFFILIATION:	SAMPLER(S) SIGNATURE(S):	SAMPLING INITIATED AT:	SAMPLING ENDED AT:
DAVID ICE / PACE		1242	1243

PUMP OR TUBING DEPTH IN WELL (feet):	TUBING MATERIAL CODE:	FIELD-FILTERED: Y (N) Filtration Equipment Type:	FILTER SIZE: ____ µm
19.5	PE, S		

FIELD DECONTAMINATION: PUMP (Y) N TUBING (Y) N (replaced) DUPLICATE: Y (N)

SAMPLE CONTAINER SPECIFICATION				SAMPLE PRESERVATION					
SAMPLE ID CODE	# CONTAINERS	MATERIAL CODE	VOLUME	PRESERVATIVE USED	TOTAL VOL ADDED IN FIELD (mL)	FINAL pH	INTENDED ANALYSIS AND/OR METHOD	SAMPLING EQUIPMENT CODE	SAMPLE PUMP FLOW RATE (mL per minute)
	1	PE	1000	ICE			TDS, NO3, Cl	ESP	< 400
	1	1	250	HNO_3			6010, 6020	"	"
	1	1	1	H_2SO_4			AMMONIA	"	"
	2	CG	40	ICE			RSK 80.1	"	"
	3	1	1	HCl			8260 FULL LIST	"	"

REMARKS: ORP -24.2 ORP -25.1 ORP -26.0

MATERIAL CODES: **AG** = Amber Glass; **CG** = Clear Glass; **PE** = Polyethylene; **PP** = Polypropylene; **S** = Silicone; **T** = Teflon; **O** = Other (Specify)

SAMPLING EQUIPMENT CODES: **APP** = After Peristaltic Pump; **B** = Bailer; **BP** = Bladder Pump; **ESP** = Electric Submersible Pump; **RFPP** = Reverse Flow Peristaltic Pump; **SM** = Straw Method (Tubing Gravity Drain); **O** = Other (Specify)

NOTES: 1. **The above do not constitute all of the information required by Chapter 62-160, F.A.C.**
2. STABILIZATION CRITERIA FOR RANGE OF VARIATION OF LAST THREE CONSECUTIVE READINGS (SEE FS 2212, SECTION 3)

pH: ± 0.2 units **Temperature:** ± 0.2 °C **Specific Conductance:** ± 5% **Dissolved Oxygen:** all readings ≤ 20% saturation (see Table FS 2200-2) optionally, ± 0.2 mg/L or ± 10% (whichever is greater) **Turbidity:** all readings ≤ 20 NTU; optionally ± 5 NTU or ± 10% (whichever is greater)

Form FD 9000-24

GROUNDWATER SAMPLING LOG

SITE NAME:	Volusia County Solid Waste	SITE LOCATION:	Tomoka LF SEMI Annual MW's
WELL NO:	6	SAMPLE ID:	MW5-B
DATE:	11-17-16		

PURGING DATA

WELL DIAMETER (inches):	2	TUBING DIAMETER (inches):	1/4	WELL SCREEN INTERVAL DEPTH: feet to feet	STATIC DEPTH TO WATER (feet):	11.08	PURGE PUMP TYPE OR BAILER:	PP

WELL VOLUME PURGE: 1 WELL VOLUME = (TOTAL WELL DEPTH – STATIC DEPTH TO WATER) X WELL CAPACITY
(only fill out if applicable)
= (36.90 feet – 11.08 feet) X 0.16 gallons/foot = 4.1312 gallons

EQUIPMENT VOLUME PURGE: 1 EQUIPMENT VOL. = PUMP VOLUME + (TUBING CAPACITY X TUBING LENGTH) + FLOW CELL VOLUME
(only fill out if applicable)
= gallons + (gallons/foot X feet) + gallons = gallons

INITIAL PUMP OR TUBING DEPTH IN WELL (feet):	12	FINAL PUMP OR TUBING DEPTH IN WELL (feet):	12	PURGING INITIATED AT:	1508	PURGING ENDED AT:	1541	TOTAL VOLUME PURGED (gallons):	6.60

TIME	VOLUME PURGED (gallons)	CUMUL. VOLUME PURGED (gallons)	PURGE RATE (gpm)	DEPTH TO WATER (feet)	pH (standard units)	TEMP. (°C)	COND. (circle units) µmhos/cm or µS/cm	DISSOLVED OXYGEN (circle units) mg/L or % saturation	TURBIDITY (NTUs)	COLOR (describe)	ODOR (describe)
1529	4.20	4.20	0.20	11.38	6.12	23.29	1082	0.52	2.44	Yellow	Sulfur
1535	1.20	5.40	0.20	11.38	6.09	23.62	1106	0.36	1.51	"	"
1539	1.20	6.60	0.20	11.38	6.09	23.59	1118	0.31	0.92	"	"
41											
05											

WELL CAPACITY (Gallons Per Foot): **0.75"** = 0.02; **1"** = 0.04; **1.25"** = 0.06; **2"** = 0.16; **3"** = 0.37; **4"** = 0.65; **5"** = 1.02; **6"** = 1.47; **12"** = 5.88
TUBING INSIDE DIA. CAPACITY (Gal./Ft.): **1/8"** = 0.0006; **3/16"** = 0.0014; **1/4"** = 0.0026; **5/16"** = 0.004; **3/8"** = 0.006; **1/2"** = 0.010; **5/8"** = 0.016

PURGING EQUIPMENT CODES: **B** = Bailer; **BP** = Bladder Pump; **ESP** = Electric Submersible Pump; **PP** = Peristaltic Pump; **O** = Other (Specify)

SAMPLING DATA

SAMPLED BY (PRINT) / AFFILIATION:	DAVID ICE / PACE	SAMPLER(S) SIGNATURE(S):		SAMPLING INITIATED AT:	1541	SAMPLING ENDED AT:	1545
PUMP OR TUBING DEPTH IN WELL (feet):	12	TUBING MATERIAL CODE:	PE S	FIELD-FILTERED: Y (N) Filtration Equipment Type:		FILTER SIZE: ____ µm	

FIELD DECONTAMINATION: PUMP Y (N) TUBING (Y) N (replaced) DUPLICATE: Y (N)

SAMPLE CONTAINER SPECIFICATION				SAMPLE PRESERVATION					
SAMPLE ID CODE	# CONTAINERS	MATERIAL CODE	VOLUME	PRESERVATIVE USED	TOTAL VOL ADDED IN FIELD (mL)	FINAL pH	INTENDED ANALYSIS AND/OR METHOD	SAMPLING EQUIPMENT CODE	SAMPLE PUMP FLOW RATE (mL per minute)
	1	PE	1000	ICE		6.09	TDS, NO3, Cl	APP	≤400
	1	"	250	HNO3		"	6010, 6020	"	"
	1	"	1	H2SO4		"	Ammonia	"	"
	2	CG	40	ICE		"	EDB 8011	"	"
	3	"	1	HCl		"	8260 Full List	"	"

REMARKS: ORP -11.9 ORP -9.7 ORP -10.1

MATERIAL CODES: **AG** = Amber Glass; **CG** = Clear Glass; **PE** = Polyethylene; **PP** = Polypropylene; **S** = Silicone; **T** = Teflon; **O** = Other (Specify)

SAMPLING EQUIPMENT CODES: **APP** = After Peristaltic Pump; **B** = Bailer; **BP** = Bladder Pump; **ESP** = Electric Submersible Pump; **RFPP** = Reverse Flow Peristaltic Pump; **SM** = Straw Method (Tubing Gravity Drain); **O** = Other (Specify)

NOTES: 1. **The above do not constitute all of the information required by Chapter 62-160, F.A.C.**
2. STABILIZATION CRITERIA FOR RANGE OF VARIATION OF LAST THREE CONSECUTIVE READINGS (SEE FS 2212, SECTION 3)

pH: ± 0.2 units **Temperature:** ± 0.2 °C **Specific Conductance:** ± 5% **Dissolved Oxygen:** all readings ≤ 20% saturation (see Table FS 2200-2); optionally, ± 0.2 mg/L or ± 10% (whichever is greater) **Turbidity:** all readings ≤ 20 NTU; optionally ± 5 NTU or ± 10% (whichever is greater)

Form FD 9000-24

GROUNDWATER SAMPLING LOG

SITE NAME: Volusia County Solid Waste | SITE LOCATION: Tomoka LF Semi Annual MW's | DATE: 11-17-16

WELL NO: 7 | SAMPLE ID: B 42-2

PURGING DATA

WELL DIAMETER (inches): 2 | TUBING DIAMETER (inches): 1/4 | WELL SCREEN INTERVAL DEPTH: feet to feet | STATIC DEPTH TO WATER (feet): 5.55 | PURGE PUMP TYPE OR BAILER:

WELL VOLUME PURGE: 1 WELL VOLUME = (TOTAL WELL DEPTH – STATIC DEPTH TO WATER) X WELL CAPACITY (only fill out if applicable)
= (14.80 feet – 5.55 feet) X 0.16 gallons/foot = 1.48 gallons

EQUIPMENT VOLUME PURGE: 1 EQUIPMENT VOL. = PUMP VOLUME + (TUBING CAPACITY X TUBING LENGTH) + FLOW CELL VOLUME (only fill out if applicable)
= gallons + (gallons/foot X feet) + gallons = gallons

INITIAL PUMP OR TUBING DEPTH IN WELL (feet): 7 | FINAL PUMP OR TUBING DEPTH IN WELL (feet): 7 | PURGING INITIATED AT: 1558 | PURGING ENDED AT: 1619 | TOTAL VOLUME PURGED (gallons): 2.625

TIME	VOLUME PURGED (gallons)	CUMUL. VOLUME PURGED (gallons)	PURGE RATE (gpm)	DEPTH TO WATER (feet)	pH (standard units)	TEMP. (°C)	COND. (circle units) µmhos/cm or µS/cm	DISSOLVED OXYGEN (circle units) mg/L or % saturation	TURBIDITY (NTUs)	COLOR (describe)	ODOR (describe)
1610	1.50	1.50	.125	6.05	5.78	23.06	489	0.28	2.14	Yellow	Sulfur
1613	0.375	1.875	.125	6.05	5.76	2303	5.18	0.32	1.52		
1616	0.375	2.250	.125	6.05	5.75	2302	.534	0.30	1.38		
1619	0.375	2.625	.125	6.03	5.75	2302	532	0.28	1.36		

WELL CAPACITY (Gallons Per Foot): 0.75" = 0.02; 1" = 0.04; 1.25" = 0.06; 2" = 0.16; 3" = 0.37; 4" = 0.65; 5" = 1.02; 6" = 1.47; 12" = 5.88
TUBING INSIDE DIA. CAPACITY (Gal./Ft.): 1/8" = 0.0006; 3/16" = 0.0014; 1/4" = 0.0026; 5/16" = 0.004; 3/8" = 0.006; 1/2" = 0.010; 5/8" = 0.016

PURGING EQUIPMENT CODES: B = Bailer; BP = Bladder Pump; ESP = Electric Submersible Pump; PP = Peristaltic Pump; O = Other (Specify)

SAMPLING DATA

SAMPLED BY (PRINT) / AFFILIATION: DAVID ICE / PMCR | SAMPLER(S) SIGNATURE(S): | SAMPLING INITIATED AT: 1619 | SAMPLING ENDED AT: 1623

PUMP OR TUBING DEPTH IN WELL (feet): 7 | TUBING MATERIAL CODE: PE S | FIELD-FILTERED: Y (N) Filtration Equipment Type: | FILTER SIZE: ____ µm

FIELD DECONTAMINATION: PUMP Y (N) TUBING (Y) N (replaced) | DUPLICATE: Y (N)

SAMPLE I.D. CODE	SAMPLE CONTAINER SPECIFICATION: # CONTAINERS	MATERIAL CODE	VOLUME	SAMPLE PRESERVATION: PRESERVATIVE USED	TOTAL VOL ADDED IN FIELD (mL)	FINAL pH	INTENDED ANALYSIS AND/OR METHOD	SAMPLING EQUIPMENT CODE	SAMPLE PUMP FLOW RATE (mL per minute)
	1	PE	1000	ICE		5.75	TDS, NO3, Cl	PP	< 400
	1	1	250	HNO3		1	6010, 6020	1	1
	1	1	1	H2SO4		1	Ammonia		
	2	CG	40	ICE		1	EPA 8011		
	3	1	1	HCL			B260 Full List		

REMARKS: ORP 107.6 ORP 104.0 ORP 103.3 ORP 100.3

MATERIAL CODES: AG = Amber Glass; CG = Clear Glass; PE = Polyethylene; PP = Polypropylene; S = Silicone; T = Teflon; O = Other (Specify)

SAMPLING EQUIPMENT CODES: APP = After Peristaltic Pump; B = Bailer; BP = Bladder Pump; ESP = Electric Submersible Pump; RFPP = Reverse Flow Peristaltic Pump; SM = Straw Method (Tubing Gravity Drain); O = Other (Specify)

NOTES: 1. **The above do not constitute all of the information required by Chapter 62-160, F.A.C.**
2. STABILIZATION CRITERIA FOR RANGE OF VARIATION OF LAST THREE CONSECUTIVE READINGS (SEE FS 2212, SECTION 3)
pH: ± 0.2 units **Temperature:** ± 0.2 °C **Specific Conductance:** ± 5% **Dissolved Oxygen:** all readings ≤ 20% saturation (see Table FS 2200-1) optionally, ± 0.2 mg/L or ± 10% (whichever is greater) **Turbidity:** all readings ≤ 20 NTU; optionally ± 5 NTU or ± 10% (whichever is greater)

Pace Analytical Florida Laboratory	Document Name: Sample Condition Upon Receipt Form	Document Revised: August 10, 2016
	Document No.: F-FL-C-007 rev. 10	Issuing Authority: Pace Florida Quality Office

Sar **WO#: 35277966**

Project # PM: JSB Due Date: 11/30/16
Project Manager:
Client: CLIENT: VOLDPW

Date and Initials of person:
Examining contents:
Label:
Deliver: AS
pH:

Thermometer Used: T269 Date: 11/17/16 Time: 1736 Initials: BCM

Samples shorted to lab (If Yes, complete) Shorted Date: Shorted Time: Qty:

Cooler #1 Temp.°C	1.9 (Visual)	+0.2 (Correction Factor)	2.1 (Actual)	☐ Samples on ice, cooling process has begun
Cooler #2 Temp.°C	1.4 (Visual)	+0.2 (Correction Factor)	1.6 (Actual)	☐ Samples on ice, cooling process has begun
Cooler #3 Temp.°C	1.3 (Visual)	+0.2 (Correction Factor)	1.5 (Actual)	☐ Samples on ice, cooling process has begun
Cooler #4 Temp.°C	1.5 (Visual)	+0.2 (Correction Factor)	1.7 (Actual)	☐ Samples on ice, cooling process has begun
Cooler #5 Temp.°C	(Visual)	(Correction Factor)	(Actual)	☐ Samples on ice, cooling process has begun
Cooler #6 Temp.°C	(Visual)	(Correction Factor)	(Actual)	☐ Samples on ice, cooling process has begun

Courier: ☐ Fed Ex ☐ UPS ☐ USPS ☐ Client ☐ Commercial ☑ Pace ☐ Other

Shipping Method: ☐ First Overnight ☐ Priority Overnight ☐ Standard Overnight ☐ Ground ☐ Other

Billing: ☐ Recipient ☐ Sender ☐ Third Party ☐ Unknown

Tracking #

Custody Seal on Cooler/Box Present: ☐ Yes ☑ No **Seals intact:** ☐ Yes ☐ No **Ice:** ☑ Wet ☐ Blue ☐ None

Packing Material: ☐ Bubble Wrap ☑ Bubble Bags ☐ None ☑ Other

		Comments:
Chain of Custody Present	☑Yes ☐ No ☐N/A	
Chain of Custody Filled Out	☑Yes ☐ No ☐N/A	
Relinquished Signature & Sampler Name COC	☑Yes ☐ No ☐N/A	
Samples Arrived within Hold Time	☑Yes ☐ No ☐N/A	
Rush TAT requested on COC	☐Yes ☐ No ☑N/A	
Sufficient Volume	☑Yes ☐ No ☐N/A	
Correct Containers Used	☑Yes ☐ No ☐N/A	
Containers Intact	☑Yes ☐ No ☐N/A	
Sample Labels match COC (sample IDs & date/time of collection)	☑Yes ☐ No ☐N/A	
All containers needing acid/base preservation have been checked.	☑Yes ☐ No ☐N/A	Preservation Information:
All Containers needing preservation are found to be in compliance with EPA recommendation: Exceptions: VOA, Coliform, TOC, O&G, Carbamates	☑Yes ☐ No ☐N/A	Preservative: Lot #/Trace #: Date: Time: Initials:
Headspace in VOA Vials? (>6mm):	☑Yes ☐ No ☐N/A	
Trip Blank Present:	☑Yes ☐ No ☐N/A	

Client Notification/ Resolution:

Person Contacted: Date/Time:

Comments/ Resolution (use back for additional comments):

Project Manager Review: Date:

Pace Analytical Services, LLC
8 East Tower Circle
Ormond Beach, FL 32174
(386)672-5668

December 06, 2016

Ms. Jennifer Stirk
Volusia County Solid Waste Management
1990 Tomoka Farms Road
Port Orange, FL 32128

RE: Project: Tomoka Semi-annual LF
Pace Project No.: 35278184

Dear Ms. Stirk:
Enclosed are the analytical results for sample(s) received by the laboratory on November 18, 2016. The results relate only to the samples included in this report. Results reported herein conform to the most current, applicable TNI/NELAC standards and the laboratory's Quality Assurance Manual, where applicable, unless otherwise noted in the body of the report.

If you have any questions concerning this report, please feel free to contact me.

Sincerely,

Jeff Baylor
jeff.baylor@pacelabs.com
Project Manager

Enclosures

cc: John Catches, HDR Engineering, Inc.
Handi Wang, Volusia County Solid Waste Man

This report shall not be reproduced, except in full,
without the written consent of Pace Analytical Services, LLC.

Pace Analytical Services, LLC
8 East Tower Circle
Ormond Beach, FL 32174
(386)672-5668

CERTIFICATIONS

Project: Tomoka Semi-annual LF
Pace Project No.: 35278184

Ormond Beach Certification IDs

8 East Tower Circle, Ormond Beach, FL 32174
Alabama Certification #: 41320
Connecticut Certification #: PH-0216
Delaware Certification: FL NELAC Reciprocity
Florida Certification #: E83079
Georgia Certification #: 955
Guam Certification: FL NELAC Reciprocity
Hawaii Certification: FL NELAC Reciprocity
Illinois Certification #: 200068
Indiana Certification: FL NELAC Reciprocity
Kansas Certification #: E-10383
Louisiana Certification #: FL NELAC Reciprocity
Louisiana Environmental Certificate #: 05007
Maryland Certification: #346
Michigan Certification #: 9911
Mississippi Certification: FL NELAC Reciprocity
Missouri Certification #: 236
Montana Certification #: Cert 0074
Nebraska Certification: NE-OS-28-14
Nevada Certification: FL NELAC Reciprocity
New York Certification #: 11608
North Carolina Environmental Certificate #: 667
North Carolina Certification #: 12710
Oklahoma Certification #: D9947
Pennsylvania Certification #: 68-00547
Puerto Rico Certification #: FL01264
South Carolina Certification: #96042001
Tennessee Certification #: TN02974
Texas Certification: FL NELAC Reciprocity
US Virgin Islands Certification: FL NELAC Reciprocity
Virginia Environmental Certification #: 460165
Wyoming Certification: FL NELAC Reciprocity
West Virginia Certification #: 9962C
Wisconsin Certification #: 399079670
Wyoming (EPA Region 8): FL NELAC Reciprocity

This report shall not be reproduced, except in full,
without the written consent of Pace Analytical Services, LLC.

Pace Analytical Services, LLC
8 East Tower Circle
Ormond Beach, FL 32174
(386)672-5668

SAMPLE SUMMARY

Project: Tomoka Semi-annual LF
Pace Project No.: 35278184

Lab ID	Sample ID	Matrix	Date Collected	Date Received
35278184001	**EQ Blank 11/18/16**	Water	11/18/16 13:16	11/18/16 16:40
35278184002	**B42-1**	Water	11/18/16 13:51	11/18/16 16:40
35278184003	**B36**	Water	11/18/16 14:48	11/18/16 16:40
35278184004	**B37-1**	Water	11/18/16 15:46	11/18/16 16:40
35278184005	**TRIP BLANK 11/18/16**	Water	11/18/16 00:01	11/18/16 16:40

This report shall not be reproduced, except in full,
without the written consent of Pace Analytical Services, LLC.

Pace Analytical Services, LLC
8 East Tower Circle
Ormond Beach, FL 32174
(386)672-5668

SAMPLE ANALYTE COUNT

Project: Tomoka Semi-annual LF
Pace Project No.: 35278184

Lab ID	Sample ID	Method	Analysts	Analytes Reported	Laboratory
35278184001	**EQ Blank 11/18/16**	EPA 8011	SMH	2	PASI-O
		EPA 6010	BDS	15	PASI-O
		EPA 6020	DRS	2	PASI-O
		EPA 7470	RVK	1	PASI-O
		EPA 8260	SK1	48	PASI-O
		SM 2540C	ALD	1	PASI-O
		EPA 300.0	CMB	1	PASI-O
		EPA 350.1	CMD	1	PASI-O
		EPA 353.2	JAM	1	PASI-O
35278184002	**B42-1**	EPA 8011	SMH	2	PASI-O
		EPA 6010	BDS	15	PASI-O
		EPA 6020	DRS	2	PASI-O
		EPA 7470	RVK	1	PASI-O
		EPA 8260	SK1	48	PASI-O
		SM 2540C	ALD	1	PASI-O
		EPA 300.0	CMB	1	PASI-O
		EPA 350.1	CMD	1	PASI-O
		EPA 353.2	JAM	1	PASI-O
35278184003	**B36**	EPA 8011	SMH	2	PASI-O
		EPA 6010	BDS	15	PASI-O
		EPA 6020	DRS	2	PASI-O
		EPA 7470	RVK	1	PASI-O
		EPA 8260	SK1	48	PASI-O
		SM 2540C	ALD	1	PASI-O
		EPA 300.0	CMB	1	PASI-O
		EPA 350.1	CMD	1	PASI-O
		EPA 353.2	JAM	1	PASI-O
35278184004	**B37-1**	EPA 8011	CRT	2	PASI-O
		EPA 6010	BDS	15	PASI-O
		EPA 6020	DRS	2	PASI-O
		EPA 7470	RVK	1	PASI-O
		EPA 8260	SK1	48	PASI-O
		SM 2540C	ALD	1	PASI-O
		EPA 300.0	CMB	1	PASI-O
		EPA 350.1	CMD	1	PASI-O
		EPA 353.2	JAM	1	PASI-O
35278184005	**TRIP BLANK 11/18/16**	EPA 8260	SK1	50	PASI-O

This report shall not be reproduced, except in full,
without the written consent of Pace Analytical Services, LLC.

Pace Analytical Services, LLC
8 East Tower Circle
Ormond Beach, FL 32174
(386)672-5668

SUMMARY OF DETECTION

Project: Tomoka Semi-annual LF
Pace Project No.: 35278184

Lab Sample ID / Method	Client Sample ID / Parameters	Result	Units	Report Limit	Analyzed	Qualifiers
35278184001	**EQ Blank 11/18/16**					
EPA 353.2	Nitrogen, Nitrate	0.016 I	mg/L	0.040	11/19/16 11:40	
35278184002	**B42-1**					
	Field pH	5.72	Std. Units		11/18/16 13:51	
	Field Temperature	22.8	deg C		11/18/16 13:51	
	Appearance	Color: yellow, Sheen: none			11/18/16 13:51	
	Field Specific Conductance	756	umhos/cm		11/18/16 13:51	
	Oxygen, Dissolved	0.06	mg/L		11/18/16 13:51	
	REDOX	-12.4	mV		11/18/16 13:51	
	Turbidity	1.04	NTU		11/18/16 13:51	
	Water Level(NGVD)	20.25	feet		11/18/16 13:51	
EPA 6010	Barium	101	ug/L	10.0	11/30/16 14:52	
EPA 6010	Beryllium	0.52 I	ug/L	1.0	11/30/16 14:52	
EPA 6010	Chromium	2.5 I	ug/L	5.0	11/30/16 14:52	
EPA 6010	Iron	11400	ug/L	40.0	11/30/16 14:52	
EPA 6010	Sodium	85.7	mg/L	1.0	11/30/16 14:52	
SM 2540C	Total Dissolved Solids	529	mg/L	5.0	11/23/16 14:42	
EPA 300.0	Chloride	60.3	mg/L	5.0	11/24/16 12:04	
EPA 350.1	Nitrogen, Ammonia	0.47	mg/L	0.050	12/03/16 13:04	
EPA 353.2	Nitrogen, Nitrate	0.058	mg/L	0.040	11/19/16 11:41	
35278184003	**B36**					
	Field pH	6.41	Std. Units		11/18/16 14:48	
	Field Temperature	22.8	deg C		11/18/16 14:48	
	Appearance	Color: yellow, Sheen: none			11/18/16 14:48	
	Field Specific Conductance	1937	umhos/cm		11/18/16 14:48	
	Oxygen, Dissolved	0.05	mg/L		11/18/16 14:48	
	REDOX	-40.6	mV		11/18/16 14:48	
	Turbidity	3.50	NTU		11/18/16 14:48	
	Water Level(NGVD)	27.63	feet		11/18/16 14:48	
EPA 6010	Barium	145	ug/L	10.0	11/30/16 15:03	
EPA 6010	Beryllium	0.60 I	ug/L	1.0	11/30/16 15:03	
EPA 6010	Iron	5950	ug/L	40.0	11/30/16 15:03	
EPA 6010	Sodium	134	mg/L	1.0	11/30/16 15:03	
EPA 8260	Benzene	1.8	ug/L	1.0	11/27/16 16:45	
EPA 8260	Chlorobenzene	3.4	ug/L	1.0	11/27/16 16:45	
EPA 8260	1,4-Dichlorobenzene	0.60 I	ug/L	1.0	11/27/16 16:45	
EPA 8260	1,1-Dichloroethane	1.1	ug/L	1.0	11/27/16 16:45	
SM 2540C	Total Dissolved Solids	1230	mg/L	10.0	11/23/16 14:42	
EPA 300.0	Chloride	241	mg/L	25.0	11/24/16 12:25	
EPA 350.1	Nitrogen, Ammonia	0.34	mg/L	0.050	12/03/16 13:06	
EPA 353.2	Nitrogen, Nitrate	0.032 I	mg/L	0.040	11/19/16 11:54	

This report shall not be reproduced, except in full,
without the written consent of Pace Analytical Services, LLC.

Pace Analytical Services, LLC
8 East Tower Circle
Ormond Beach, FL 32174
(386)672-5668

SUMMARY OF DETECTION

Project: Tomoka Semi-annual LF
Pace Project No.: 35278184

Lab Sample ID / Method	Client Sample ID / Parameters	Result	Units	Report Limit	Analyzed	Qualifiers
35278184004	**B37-1**					
	Field pH	6.31	Std. Units		11/18/16 15:46	
	Field Temperature	23.2	deg C		11/18/16 15:46	
	Appearance	Color: yellow, Sheen: none			11/18/16 15:46	
	Field Specific Conductance	2604	umhos/cm		11/18/16 15:46	
	Oxygen, Dissolved	0.06	mg/L		11/18/16 15:46	
	REDOX	-79.7	mV		11/18/16 15:46	
	Turbidity	1.01	NTU		11/18/16 15:46	
	Water Level(NGVD)	26.98	feet		11/18/16 15:46	
EPA 6010	Barium	252	ug/L	10.0	11/30/16 15:07	
EPA 6010	Beryllium	0.77 I	ug/L	1.0	11/30/16 15:07	
EPA 6010	Iron	40100	ug/L	40.0	11/30/16 15:07	
EPA 6010	Sodium	257	mg/L	1.0	11/30/16 15:07	
EPA 8260	Benzene	7.6	ug/L	1.0	11/27/16 17:12	
EPA 8260	Chlorobenzene	6.2	ug/L	1.0	11/27/16 17:12	
EPA 8260	Toluene	1.1	ug/L	1.0	11/27/16 17:12	
EPA 8260	Xylene (Total)	6.8	ug/L	3.0	11/27/16 17:12	
SM 2540C	Total Dissolved Solids	1400	mg/L	20.0	11/23/16 18:12	
EPA 300.0	Chloride	227	mg/L	25.0	11/24/16 12:47	
EPA 350.1	Nitrogen, Ammonia	0.67	mg/L	0.050	12/03/16 13:08	
EPA 353.2	Nitrogen, Nitrate	0.059	mg/L	0.040	11/19/16 12:08	

This report shall not be reproduced, except in full,
without the written consent of Pace Analytical Services, LLC.

Pace Analytical Services, LLC
8 East Tower Circle
Ormond Beach, FL 32174
(386)672-5668

ANALYTICAL RESULTS

Project: Tomoka Semi-annual LF
Pace Project No.: 35278184

Sample: EQ Blank 11/18/16 **Lab ID: 35278184001** Collected: 11/18/16 13:16 Received: 11/18/16 16:40 Matrix: Water

Parameters	Results	Units	PQL	MDL	DF	Prepared	Analyzed	CAS No.	Qual
8011 GCS EDB and DBCP	Analytical Method: EPA 8011 Preparation Method: EPA 8011								
1,2-Dibromo-3-chloropropane	**0.0048 U**	ug/L	0.020	0.0048	1	11/28/16 04:00	11/28/16 17:18	96-12-8	L3
1,2-Dibromoethane (EDB)	**0.0074 U**	ug/L	0.0098	0.0074	1	11/28/16 04:00	11/28/16 17:18	106-93-4	L3
6010 MET ICP	Analytical Method: EPA 6010 Preparation Method: EPA 3010								
Arsenic	**5.0 U**	ug/L	10.0	5.0	1	11/26/16 20:34	11/30/16 14:48	7440-38-2	
Barium	**5.0 U**	ug/L	10.0	5.0	1	11/26/16 20:34	11/30/16 14:48	7440-39-3	
Beryllium	**0.50 U**	ug/L	1.0	0.50	1	11/26/16 20:34	11/30/16 14:48	7440-41-7	
Cadmium	**0.50 U**	ug/L	1.0	0.50	1	11/26/16 20:34	11/30/16 14:48	7440-43-9	
Chromium	**2.5 U**	ug/L	5.0	2.5	1	11/26/16 20:34	11/30/16 14:48	7440-47-3	
Cobalt	**5.0 U**	ug/L	10.0	5.0	1	11/26/16 20:34	11/30/16 14:48	7440-48-4	
Copper	**2.5 U**	ug/L	5.0	2.5	1	11/26/16 20:34	11/30/16 14:48	7440-50-8	
Iron	**20.0 U**	ug/L	40.0	20.0	1	11/26/16 20:34	11/30/16 14:48	7439-89-6	
Lead	**5.0 U**	ug/L	10.0	5.0	1	11/26/16 20:34	11/30/16 14:48	7439-92-1	
Nickel	**2.5 U**	ug/L	5.0	2.5	1	11/26/16 20:34	11/30/16 14:48	7440-02-0	
Selenium	**7.5 U**	ug/L	15.0	7.5	1	11/26/16 20:34	11/30/16 14:48	7782-49-2	
Silver	**2.5 U**	ug/L	5.0	2.5	1	11/26/16 20:34	11/30/16 14:48	7440-22-4	
Sodium	**0.50 U**	mg/L	1.0	0.50	1	11/26/16 20:34	11/30/16 14:48	7440-23-5	
Vanadium	**5.0 U**	ug/L	10.0	5.0	1	11/26/16 20:34	11/30/16 14:48	7440-62-2	
Zinc	**10.0 U**	ug/L	20.0	10.0	1	11/26/16 20:34	11/30/16 14:48	7440-66-6	
6020 MET ICPMS	Analytical Method: EPA 6020 Preparation Method: EPA 3010								
Antimony	**0.50 U**	ug/L	1.0	0.50	1	11/26/16 20:34	11/30/16 13:55	7440-36-0	
Thallium	**0.50 U**	ug/L	1.0	0.50	1	11/26/16 20:34	11/30/16 13:55	7440-28-0	
7470 Mercury	Analytical Method: EPA 7470 Preparation Method: EPA 7470								
Mercury	**0.10 U**	ug/L	0.20	0.10	1	11/30/16 07:30	12/01/16 13:38	7439-97-6	
8260 MSV	Analytical Method: EPA 8260								
Acetone	**10.0 U**	ug/L	20.0	10.0	1		11/27/16 15:25	67-64-1	
Acrylonitrile	**5.0 U**	ug/L	10.0	5.0	1		11/27/16 15:25	107-13-1	
Benzene	**0.10 U**	ug/L	1.0	0.10	1		11/27/16 15:25	71-43-2	
Bromochloromethane	**0.50 U**	ug/L	1.0	0.50	1		11/27/16 15:25	74-97-5	
Bromodichloromethane	**0.27 U**	ug/L	0.60	0.27	1		11/27/16 15:25	75-27-4	
Bromoform	**0.50 U**	ug/L	1.0	0.50	1		11/27/16 15:25	75-25-2	
Bromomethane	**0.50 U**	ug/L	5.0	0.50	1		11/27/16 15:25	74-83-9	
2-Butanone (MEK)	**5.0 U**	ug/L	10.0	5.0	1		11/27/16 15:25	78-93-3	
Carbon disulfide	**5.0 U**	ug/L	10.0	5.0	1		11/27/16 15:25	75-15-0	
Carbon tetrachloride	**0.50 U**	ug/L	1.0	0.50	1		11/27/16 15:25	56-23-5	
Chlorobenzene	**0.50 U**	ug/L	1.0	0.50	1		11/27/16 15:25	108-90-7	
Chloroethane	**0.50 U**	ug/L	10.0	0.50	1		11/27/16 15:25	75-00-3	
Chloroform	**0.50 U**	ug/L	1.0	0.50	1		11/27/16 15:25	67-66-3	
Chloromethane	**0.62 U**	ug/L	1.0	0.62	1		11/27/16 15:25	74-87-3	
Dibromochloromethane	**0.26 U**	ug/L	0.50	0.26	1		11/27/16 15:25	124-48-1	
Dibromomethane	**0.50 U**	ug/L	1.0	0.50	1		11/27/16 15:25	74-95-3	
1,2-Dichlorobenzene	**0.50 U**	ug/L	1.0	0.50	1		11/27/16 15:25	95-50-1	

REPORT OF LABORATORY ANALYSIS

This report shall not be reproduced, except in full,
without the written consent of Pace Analytical Services, LLC.

Pace Analytical Services, LLC
8 East Tower Circle
Ormond Beach, FL 32174
(386)672-5668

ANALYTICAL RESULTS

Project: Tomoka Semi-annual LF
Pace Project No.: 35278184

Sample: EQ Blank 11/18/16 **Lab ID: 35278184001** Collected: 11/18/16 13:16 Received: 11/18/16 16:40 Matrix: Water

Parameters	Results	Units	PQL	MDL	DF	Prepared	Analyzed	CAS No.	Qual
8260 MSV	Analytical Method: EPA 8260								
1,4-Dichlorobenzene	**0.50 U**	ug/L	1.0	0.50	1		11/27/16 15:25	106-46-7	
trans-1,4-Dichloro-2-butene	**5.0 U**	ug/L	10.0	5.0	1		11/27/16 15:25	110-57-6	
1,1-Dichloroethane	**0.50 U**	ug/L	1.0	0.50	1		11/27/16 15:25	75-34-3	
1,2-Dichloroethane	**0.50 U**	ug/L	1.0	0.50	1		11/27/16 15:25	107-06-2	
1,1-Dichloroethene	**0.50 U**	ug/L	1.0	0.50	1		11/27/16 15:25	75-35-4	
cis-1,2-Dichloroethene	**0.50 U**	ug/L	1.0	0.50	1		11/27/16 15:25	156-59-2	
trans-1,2-Dichloroethene	**0.50 U**	ug/L	1.0	0.50	1		11/27/16 15:25	156-60-5	
1,2-Dichloropropane	**0.50 U**	ug/L	1.0	0.50	1		11/27/16 15:25	78-87-5	
cis-1,3-Dichloropropene	**0.25 U**	ug/L	0.50	0.25	1		11/27/16 15:25	10061-01-5	
trans-1,3-Dichloropropene	**0.25 U**	ug/L	0.50	0.25	1		11/27/16 15:25	10061-02-6	
Ethylbenzene	**0.50 U**	ug/L	1.0	0.50	1		11/27/16 15:25	100-41-4	
2-Hexanone	**5.0 U**	ug/L	10.0	5.0	1		11/27/16 15:25	591-78-6	
Iodomethane	**0.50 U**	ug/L	10.0	0.50	1		11/27/16 15:25	74-88-4	
Methylene Chloride	**2.5 U**	ug/L	5.0	2.5	1		11/27/16 15:25	75-09-2	
4-Methyl-2-pentanone (MIBK)	**5.0 U**	ug/L	10.0	5.0	1		11/27/16 15:25	108-10-1	
Styrene	**0.50 U**	ug/L	1.0	0.50	1		11/27/16 15:25	100-42-5	
1,1,1,2-Tetrachloroethane	**0.50 U**	ug/L	1.0	0.50	1		11/27/16 15:25	630-20-6	
1,1,2,2-Tetrachloroethane	**0.12 U**	ug/L	0.50	0.12	1		11/27/16 15:25	79-34-5	
Tetrachloroethene	**0.50 U**	ug/L	1.0	0.50	1		11/27/16 15:25	127-18-4	
Toluene	**0.50 U**	ug/L	1.0	0.50	1		11/27/16 15:25	108-88-3	
1,1,1-Trichloroethane	**0.50 U**	ug/L	1.0	0.50	1		11/27/16 15:25	71-55-6	
1,1,2-Trichloroethane	**0.50 U**	ug/L	1.0	0.50	1		11/27/16 15:25	79-00-5	
Trichloroethene	**0.50 U**	ug/L	1.0	0.50	1		11/27/16 15:25	79-01-6	
Trichlorofluoromethane	**0.50 U**	ug/L	1.0	0.50	1		11/27/16 15:25	75-69-4	
1,2,3-Trichloropropane	**0.59 U**	ug/L	1.0	0.59	1		11/27/16 15:25	96-18-4	
Vinyl acetate	**1.0 U**	ug/L	2.0	1.0	1		11/27/16 15:25	108-05-4	
Vinyl chloride	**0.50 U**	ug/L	1.0	0.50	1		11/27/16 15:25	75-01-4	
Xylene (Total)	**1.5 U**	ug/L	3.0	1.5	1		11/27/16 15:25	1330-20-7	
Surrogates									
4-Bromofluorobenzene (S)	98	%	89-111		1		11/27/16 15:25	460-00-4	
1,2-Dichloroethane-d4 (S)	100	%	75-135		1		11/27/16 15:25	17060-07-0	
Toluene-d8 (S)	104	%	89-112		1		11/27/16 15:25	2037-26-5	
2540C Total Dissolved Solids	Analytical Method: SM 2540C								
Total Dissolved Solids	**5.0 U**	mg/L	5.0	5.0	1		11/23/16 14:42		
300.0 IC Anions 28 Days	Analytical Method: EPA 300.0								
Chloride	**2.5 U**	mg/L	5.0	2.5	1		11/24/16 11:43	16887-00-6	
350.1 Ammonia	Analytical Method: EPA 350.1								
Nitrogen, Ammonia	**0.020 U**	mg/L	0.050	0.020	1		12/03/16 13:03	7664-41-7	
353.2 Nitrogen, NO2/NO3 unpres	Analytical Method: EPA 353.2								
Nitrogen, Nitrate	**0.016 I**	mg/L	0.040	0.010	1		11/19/16 11:40		

REPORT OF LABORATORY ANALYSIS

This report shall not be reproduced, except in full,
without the written consent of Pace Analytical Services, LLC.

Pace Analytical Services, LLC
8 East Tower Circle
Ormond Beach, FL 32174
(386)672-5668

ANALYTICAL RESULTS

Project: Tomoka Semi-annual LF
Pace Project No.: 35278184

Sample: B42-1 **Lab ID: 35278184002** Collected: 11/18/16 13:51 Received: 11/18/16 16:40 Matrix: Water

Parameters	Results	Units	PQL	MDL	DF	Prepared	Analyzed	CAS No.	Qual
Field Data	Analytical Method:								
Field pH	**5.72**	Std. Units			1		11/18/16 13:51		
Field Temperature	**22.8**	deg C			1		11/18/16 13:51		
Appearance	**Color: yellow, Sheen: none**				1		11/18/16 13:51		
Field Specific Conductance	**756**	umhos/cm			1		11/18/16 13:51		
Oxygen, Dissolved	**0.06**	mg/L			1		11/18/16 13:51	7782-44-7	
REDOX	**-12.4**	mV			1		11/18/16 13:51		
Turbidity	**1.04**	NTU			1		11/18/16 13:51		
Water Level(NGVD)	**20.25**	feet			1		11/18/16 13:51		
8011 GCS EDB and DBCP	Analytical Method: EPA 8011 Preparation Method: EPA 8011								
1,2-Dibromo-3-chloropropane	**0.0048 U**	ug/L	0.020	0.0048	1	11/28/16 04:00	11/28/16 17:34	96-12-8	L3
1,2-Dibromoethane (EDB)	**0.0074 U**	ug/L	0.0098	0.0074	1	11/28/16 04:00	11/28/16 17:34	106-93-4	L3
6010 MET ICP	Analytical Method: EPA 6010 Preparation Method: EPA 3010								
Arsenic	**5.0 U**	ug/L	10.0	5.0	1	11/26/16 20:34	11/30/16 14:52	7440-38-2	
Barium	**101**	ug/L	10.0	5.0	1	11/26/16 20:34	11/30/16 14:52	7440-39-3	
Beryllium	**0.52 I**	ug/L	1.0	0.50	1	11/26/16 20:34	11/30/16 14:52	7440-41-7	
Cadmium	**0.50 U**	ug/L	1.0	0.50	1	11/26/16 20:34	11/30/16 14:52	7440-43-9	
Chromium	**2.5 I**	ug/L	5.0	2.5	1	11/26/16 20:34	11/30/16 14:52	7440-47-3	
Cobalt	**5.0 U**	ug/L	10.0	5.0	1	11/26/16 20:34	11/30/16 14:52	7440-48-4	
Copper	**2.5 U**	ug/L	5.0	2.5	1	11/26/16 20:34	11/30/16 14:52	7440-50-8	
Iron	**11400**	ug/L	40.0	20.0	1	11/26/16 20:34	11/30/16 14:52	7439-89-6	
Lead	**5.0 U**	ug/L	10.0	5.0	1	11/26/16 20:34	11/30/16 14:52	7439-92-1	
Nickel	**2.5 U**	ug/L	5.0	2.5	1	11/26/16 20:34	11/30/16 14:52	7440-02-0	
Selenium	**7.5 U**	ug/L	15.0	7.5	1	11/26/16 20:34	11/30/16 14:52	7782-49-2	
Silver	**2.5 U**	ug/L	5.0	2.5	1	11/26/16 20:34	11/30/16 14:52	7440-22-4	
Sodium	**85.7**	mg/L	1.0	0.50	1	11/26/16 20:34	11/30/16 14:52	7440-23-5	
Vanadium	**5.0 U**	ug/L	10.0	5.0	1	11/26/16 20:34	11/30/16 14:52	7440-62-2	
Zinc	**10.0 U**	ug/L	20.0	10.0	1	11/26/16 20:34	11/30/16 14:52	7440-66-6	
6020 MET ICPMS	Analytical Method: EPA 6020 Preparation Method: EPA 3010								
Antimony	**0.50 U**	ug/L	1.0	0.50	1	11/26/16 20:34	11/30/16 14:02	7440-36-0	
Thallium	**0.50 U**	ug/L	1.0	0.50	1	11/26/16 20:34	11/30/16 14:02	7440-28-0	
7470 Mercury	Analytical Method: EPA 7470 Preparation Method: EPA 7470								
Mercury	**0.10 U**	ug/L	0.20	0.10	1	11/30/16 07:30	12/01/16 13:45	7439-97-6	
8260 MSV	Analytical Method: EPA 8260								
Acetone	**10.0 U**	ug/L	20.0	10.0	1		11/27/16 15:52	67-64-1	
Acrylonitrile	**5.0 U**	ug/L	10.0	5.0	1		11/27/16 15:52	107-13-1	
Benzene	**0.10 U**	ug/L	1.0	0.10	1		11/27/16 15:52	71-43-2	
Bromochloromethane	**0.50 U**	ug/L	1.0	0.50	1		11/27/16 15:52	74-97-5	
Bromodichloromethane	**0.27 U**	ug/L	0.60	0.27	1		11/27/16 15:52	75-27-4	

REPORT OF LABORATORY ANALYSIS

This report shall not be reproduced, except in full,
without the written consent of Pace Analytical Services, LLC.

Pace Analytical Services, LLC
8 East Tower Circle
Ormond Beach, FL 32174
(386)672-5668

ANALYTICAL RESULTS

Project: Tomoka Semi-annual LF
Pace Project No.: 35278184

Sample: B42-1 **Lab ID: 35278184002** Collected: 11/18/16 13:51 Received: 11/18/16 16:40 Matrix: Water

Parameters	Results	Units	PQL	MDL	DF	Prepared	Analyzed	CAS No.	Qual
8260 MSV	Analytical Method: EPA 8260								
Bromoform	**0.50 U**	ug/L	1.0	0.50	1		11/27/16 15:52	75-25-2	
Bromomethane	**0.50 U**	ug/L	5.0	0.50	1		11/27/16 15:52	74-83-9	
2-Butanone (MEK)	**5.0 U**	ug/L	10.0	5.0	1		11/27/16 15:52	78-93-3	
Carbon disulfide	**5.0 U**	ug/L	10.0	5.0	1		11/27/16 15:52	75-15-0	
Carbon tetrachloride	**0.50 U**	ug/L	1.0	0.50	1		11/27/16 15:52	56-23-5	
Chlorobenzene	**0.50 U**	ug/L	1.0	0.50	1		11/27/16 15:52	108-90-7	
Chloroethane	**0.50 U**	ug/L	10.0	0.50	1		11/27/16 15:52	75-00-3	
Chloroform	**0.50 U**	ug/L	1.0	0.50	1		11/27/16 15:52	67-66-3	
Chloromethane	**0.62 U**	ug/L	1.0	0.62	1		11/27/16 15:52	74-87-3	
Dibromochloromethane	**0.26 U**	ug/L	0.50	0.26	1		11/27/16 15:52	124-48-1	
Dibromomethane	**0.50 U**	ug/L	1.0	0.50	1		11/27/16 15:52	74-95-3	
1,2-Dichlorobenzene	**0.50 U**	ug/L	1.0	0.50	1		11/27/16 15:52	95-50-1	
1,4-Dichlorobenzene	**0.50 U**	ug/L	1.0	0.50	1		11/27/16 15:52	106-46-7	
trans-1,4-Dichloro-2-butene	**5.0 U**	ug/L	10.0	5.0	1		11/27/16 15:52	110-57-6	
1,1-Dichloroethane	**0.50 U**	ug/L	1.0	0.50	1		11/27/16 15:52	75-34-3	
1,2-Dichloroethane	**0.50 U**	ug/L	1.0	0.50	1		11/27/16 15:52	107-06-2	
1,1-Dichloroethene	**0.50 U**	ug/L	1.0	0.50	1		11/27/16 15:52	75-35-4	
cis-1,2-Dichloroethene	**0.50 U**	ug/L	1.0	0.50	1		11/27/16 15:52	156-59-2	
trans-1,2-Dichloroethene	**0.50 U**	ug/L	1.0	0.50	1		11/27/16 15:52	156-60-5	
1,2-Dichloropropane	**0.50 U**	ug/L	1.0	0.50	1		11/27/16 15:52	78-87-5	
cis-1,3-Dichloropropene	**0.25 U**	ug/L	0.50	0.25	1		11/27/16 15:52	10061-01-5	
trans-1,3-Dichloropropene	**0.25 U**	ug/L	0.50	0.25	1		11/27/16 15:52	10061-02-6	
Ethylbenzene	**0.50 U**	ug/L	1.0	0.50	1		11/27/16 15:52	100-41-4	
2-Hexanone	**5.0 U**	ug/L	10.0	5.0	1		11/27/16 15:52	591-78-6	
Iodomethane	**0.50 U**	ug/L	10.0	0.50	1		11/27/16 15:52	74-88-4	
Methylene Chloride	**2.5 U**	ug/L	5.0	2.5	1		11/27/16 15:52	75-09-2	
4-Methyl-2-pentanone (MIBK)	**5.0 U**	ug/L	10.0	5.0	1		11/27/16 15:52	108-10-1	
Styrene	**0.50 U**	ug/L	1.0	0.50	1		11/27/16 15:52	100-42-5	
1,1,1,2-Tetrachloroethane	**0.50 U**	ug/L	1.0	0.50	1		11/27/16 15:52	630-20-6	
1,1,2,2-Tetrachloroethane	**0.12 U**	ug/L	0.50	0.12	1		11/27/16 15:52	79-34-5	
Tetrachloroethene	**0.50 U**	ug/L	1.0	0.50	1		11/27/16 15:52	127-18-4	
Toluene	**0.50 U**	ug/L	1.0	0.50	1		11/27/16 15:52	108-88-3	
1,1,1-Trichloroethane	**0.50 U**	ug/L	1.0	0.50	1		11/27/16 15:52	71-55-6	
1,1,2-Trichloroethane	**0.50 U**	ug/L	1.0	0.50	1		11/27/16 15:52	79-00-5	
Trichloroethene	**0.50 U**	ug/L	1.0	0.50	1		11/27/16 15:52	79-01-6	
Trichlorofluoromethane	**0.50 U**	ug/L	1.0	0.50	1		11/27/16 15:52	75-69-4	
1,2,3-Trichloropropane	**0.59 U**	ug/L	1.0	0.59	1		11/27/16 15:52	96-18-4	
Vinyl acetate	**1.0 U**	ug/L	2.0	1.0	1		11/27/16 15:52	108-05-4	
Vinyl chloride	**0.50 U**	ug/L	1.0	0.50	1		11/27/16 15:52	75-01-4	
Xylene (Total)	**1.5 U**	ug/L	3.0	1.5	1		11/27/16 15:52	1330-20-7	
Surrogates									
4-Bromofluorobenzene (S)	98	%	89-111		1		11/27/16 15:52	460-00-4	
1,2-Dichloroethane-d4 (S)	102	%	75-135		1		11/27/16 15:52	17060-07-0	
Toluene-d8 (S)	102	%	89-112		1		11/27/16 15:52	2037-26-5	

REPORT OF LABORATORY ANALYSIS

This report shall not be reproduced, except in full,
without the written consent of Pace Analytical Services, LLC.

Pace Analytical Services, LLC
8 East Tower Circle
Ormond Beach, FL 32174
(386)672-5668

ANALYTICAL RESULTS

Project: Tomoka Semi-annual LF
Pace Project No.: 35278184

Sample: B42-1 **Lab ID: 35278184002** Collected: 11/18/16 13:51 Received: 11/18/16 16:40 Matrix: Water

Parameters	Results	Units	PQL	MDL	DF	Prepared	Analyzed	CAS No.	Qual
2540C Total Dissolved Solids	Analytical Method: SM 2540C								
Total Dissolved Solids	**529**	mg/L	5.0	5.0	1		11/23/16 14:42		
300.0 IC Anions 28 Days	Analytical Method: EPA 300.0								
Chloride	**60.3**	mg/L	5.0	2.5	1		11/24/16 12:04	16887-00-6	
350.1 Ammonia	Analytical Method: EPA 350.1								
Nitrogen, Ammonia	**0.47**	mg/L	0.050	0.020	1		12/03/16 13:04	7664-41-7	
353.2 Nitrogen, NO2/NO3 unpres	Analytical Method: EPA 353.2								
Nitrogen, Nitrate	**0.058**	mg/L	0.040	0.010	1		11/19/16 11:41		

REPORT OF LABORATORY ANALYSIS

This report shall not be reproduced, except in full,
without the written consent of Pace Analytical Services, LLC.

Pace Analytical Services, LLC
8 East Tower Circle
Ormond Beach, FL 32174
(386)672-5668

ANALYTICAL RESULTS

Project: Tomoka Semi-annual LF
Pace Project No.: 35278184

Sample: B36 **Lab ID: 35278184003** Collected: 11/18/16 14:48 Received: 11/18/16 16:40 Matrix: Water

Parameters	Results	Units	PQL	MDL	DF	Prepared	Analyzed	CAS No.	Qual
Field Data	Analytical Method:								
Field pH	**6.41**	Std. Units			1		11/18/16 14:48		
Field Temperature	**22.8**	deg C			1		11/18/16 14:48		
Appearance	**Color: yellow, Sheen: none**				1		11/18/16 14:48		
Field Specific Conductance	**1937**	umhos/cm			1		11/18/16 14:48		
Oxygen, Dissolved	**0.05**	mg/L			1		11/18/16 14:48	7782-44-7	
REDOX	**-40.6**	mV			1		11/18/16 14:48		
Turbidity	**3.50**	NTU			1		11/18/16 14:48		
Water Level(NGVD)	**27.63**	feet			1		11/18/16 14:48		
8011 GCS EDB and DBCP	Analytical Method: EPA 8011 Preparation Method: EPA 8011								
1,2-Dibromo-3-chloropropane	**0.0048 U**	ug/L	0.020	0.0048	1	11/28/16 04:00	11/28/16 17:49	96-12-8	L3
1,2-Dibromoethane (EDB)	**0.0073 U**	ug/L	0.0098	0.0073	1	11/28/16 04:00	11/28/16 17:49	106-93-4	L3
6010 MET ICP	Analytical Method: EPA 6010 Preparation Method: EPA 3010								
Arsenic	**5.0 U**	ug/L	10.0	5.0	1	11/26/16 20:34	11/30/16 15:03	7440-38-2	
Barium	**145**	ug/L	10.0	5.0	1	11/26/16 20:34	11/30/16 15:03	7440-39-3	
Beryllium	**0.60 I**	ug/L	1.0	0.50	1	11/26/16 20:34	11/30/16 15:03	7440-41-7	
Cadmium	**0.50 U**	ug/L	1.0	0.50	1	11/26/16 20:34	11/30/16 15:03	7440-43-9	
Chromium	**2.5 U**	ug/L	5.0	2.5	1	11/26/16 20:34	11/30/16 15:03	7440-47-3	
Cobalt	**5.0 U**	ug/L	10.0	5.0	1	11/26/16 20:34	11/30/16 15:03	7440-48-4	
Copper	**2.5 U**	ug/L	5.0	2.5	1	11/26/16 20:34	11/30/16 15:03	7440-50-8	
Iron	**5950**	ug/L	40.0	20.0	1	11/26/16 20:34	11/30/16 15:03	7439-89-6	
Lead	**5.0 U**	ug/L	10.0	5.0	1	11/26/16 20:34	11/30/16 15:03	7439-92-1	
Nickel	**2.5 U**	ug/L	5.0	2.5	1	11/26/16 20:34	11/30/16 15:03	7440-02-0	
Selenium	**7.5 U**	ug/L	15.0	7.5	1	11/26/16 20:34	11/30/16 15:03	7782-49-2	
Silver	**2.5 U**	ug/L	5.0	2.5	1	11/26/16 20:34	11/30/16 15:03	7440-22-4	
Sodium	**134**	mg/L	1.0	0.50	1	11/26/16 20:34	11/30/16 15:03	7440-23-5	
Vanadium	**5.0 U**	ug/L	10.0	5.0	1	11/26/16 20:34	11/30/16 15:03	7440-62-2	
Zinc	**10.0 U**	ug/L	20.0	10.0	1	11/26/16 20:34	11/30/16 15:03	7440-66-6	
6020 MET ICPMS	Analytical Method: EPA 6020 Preparation Method: EPA 3010								
Antimony	**0.50 U**	ug/L	1.0	0.50	1	11/26/16 20:34	11/30/16 14:05	7440-36-0	
Thallium	**0.50 U**	ug/L	1.0	0.50	1	11/26/16 20:34	11/30/16 14:05	7440-28-0	
7470 Mercury	Analytical Method: EPA 7470 Preparation Method: EPA 7470								
Mercury	**0.10 U**	ug/L	0.20	0.10	1	11/30/16 07:30	12/01/16 13:47	7439-97-6	
8260 MSV	Analytical Method: EPA 8260								
Acetone	**10.0 U**	ug/L	20.0	10.0	1		11/27/16 16:45	67-64-1	
Acrylonitrile	**5.0 U**	ug/L	10.0	5.0	1		11/27/16 16:45	107-13-1	
Benzene	**1.8**	ug/L	1.0	0.10	1		11/27/16 16:45	71-43-2	
Bromochloromethane	**0.50 U**	ug/L	1.0	0.50	1		11/27/16 16:45	74-97-5	
Bromodichloromethane	**0.27 U**	ug/L	0.60	0.27	1		11/27/16 16:45	75-27-4	

REPORT OF LABORATORY ANALYSIS

This report shall not be reproduced, except in full,
without the written consent of Pace Analytical Services, LLC.

Pace Analytical Services, LLC
8 East Tower Circle
Ormond Beach, FL 32174
(386)672-5668

ANALYTICAL RESULTS

Project: Tomoka Semi-annual LF
Pace Project No.: 35278184

Sample: B36 **Lab ID: 35278184003** Collected: 11/18/16 14:48 Received: 11/18/16 16:40 Matrix: Water

Parameters	Results	Units	PQL	MDL	DF	Prepared	Analyzed	CAS No.	Qual
8260 MSV	Analytical Method: EPA 8260								
Bromoform	**0.50 U**	ug/L	1.0	0.50	1		11/27/16 16:45	75-25-2	
Bromomethane	**0.50 U**	ug/L	5.0	0.50	1		11/27/16 16:45	74-83-9	
2-Butanone (MEK)	**5.0 U**	ug/L	10.0	5.0	1		11/27/16 16:45	78-93-3	
Carbon disulfide	**5.0 U**	ug/L	10.0	5.0	1		11/27/16 16:45	75-15-0	
Carbon tetrachloride	**0.50 U**	ug/L	1.0	0.50	1		11/27/16 16:45	56-23-5	
Chlorobenzene	**3.4**	ug/L	1.0	0.50	1		11/27/16 16:45	108-90-7	
Chloroethane	**0.50 U**	ug/L	10.0	0.50	1		11/27/16 16:45	75-00-3	
Chloroform	**0.50 U**	ug/L	1.0	0.50	1		11/27/16 16:45	67-66-3	
Chloromethane	**0.62 U**	ug/L	1.0	0.62	1		11/27/16 16:45	74-87-3	
Dibromochloromethane	**0.26 U**	ug/L	0.50	0.26	1		11/27/16 16:45	124-48-1	
Dibromomethane	**0.50 U**	ug/L	1.0	0.50	1		11/27/16 16:45	74-95-3	
1,2-Dichlorobenzene	**0.50 U**	ug/L	1.0	0.50	1		11/27/16 16:45	95-50-1	
1,4-Dichlorobenzene	**0.60 I**	ug/L	1.0	0.50	1		11/27/16 16:45	106-46-7	
trans-1,4-Dichloro-2-butene	**5.0 U**	ug/L	10.0	5.0	1		11/27/16 16:45	110-57-6	
1,1-Dichloroethane	**1.1**	ug/L	1.0	0.50	1		11/27/16 16:45	75-34-3	
1,2-Dichloroethane	**0.50 U**	ug/L	1.0	0.50	1		11/27/16 16:45	107-06-2	
1,1-Dichloroethene	**0.50 U**	ug/L	1.0	0.50	1		11/27/16 16:45	75-35-4	
cis-1,2-Dichloroethene	**0.50 U**	ug/L	1.0	0.50	1		11/27/16 16:45	156-59-2	
trans-1,2-Dichloroethene	**0.50 U**	ug/L	1.0	0.50	1		11/27/16 16:45	156-60-5	
1,2-Dichloropropane	**0.50 U**	ug/L	1.0	0.50	1		11/27/16 16:45	78-87-5	
cis-1,3-Dichloropropene	**0.25 U**	ug/L	0.50	0.25	1		11/27/16 16:45	10061-01-5	
trans-1,3-Dichloropropene	**0.25 U**	ug/L	0.50	0.25	1		11/27/16 16:45	10061-02-6	
Ethylbenzene	**0.50 U**	ug/L	1.0	0.50	1		11/27/16 16:45	100-41-4	
2-Hexanone	**5.0 U**	ug/L	10.0	5.0	1		11/27/16 16:45	591-78-6	
Iodomethane	**0.50 U**	ug/L	10.0	0.50	1		11/27/16 16:45	74-88-4	
Methylene Chloride	**2.5 U**	ug/L	5.0	2.5	1		11/27/16 16:45	75-09-2	
4-Methyl-2-pentanone (MIBK)	**5.0 U**	ug/L	10.0	5.0	1		11/27/16 16:45	108-10-1	
Styrene	**0.50 U**	ug/L	1.0	0.50	1		11/27/16 16:45	100-42-5	
1,1,1,2-Tetrachloroethane	**0.50 U**	ug/L	1.0	0.50	1		11/27/16 16:45	630-20-6	
1,1,2,2-Tetrachloroethane	**0.12 U**	ug/L	0.50	0.12	1		11/27/16 16:45	79-34-5	
Tetrachloroethene	**0.50 U**	ug/L	1.0	0.50	1		11/27/16 16:45	127-18-4	
Toluene	**0.50 U**	ug/L	1.0	0.50	1		11/27/16 16:45	108-88-3	
1,1,1-Trichloroethane	**0.50 U**	ug/L	1.0	0.50	1		11/27/16 16:45	71-55-6	
1,1,2-Trichloroethane	**0.50 U**	ug/L	1.0	0.50	1		11/27/16 16:45	79-00-5	
Trichloroethene	**0.50 U**	ug/L	1.0	0.50	1		11/27/16 16:45	79-01-6	
Trichlorofluoromethane	**0.50 U**	ug/L	1.0	0.50	1		11/27/16 16:45	75-69-4	
1,2,3-Trichloropropane	**0.59 U**	ug/L	1.0	0.59	1		11/27/16 16:45	96-18-4	
Vinyl acetate	**1.0 U**	ug/L	2.0	1.0	1		11/27/16 16:45	108-05-4	
Vinyl chloride	**0.50 U**	ug/L	1.0	0.50	1		11/27/16 16:45	75-01-4	
Xylene (Total)	**1.5 U**	ug/L	3.0	1.5	1		11/27/16 16:45	1330-20-7	
Surrogates									
4-Bromofluorobenzene (S)	98	%	89-111		1		11/27/16 16:45	460-00-4	
1,2-Dichloroethane-d4 (S)	100	%	75-135		1		11/27/16 16:45	17060-07-0	
Toluene-d8 (S)	102	%	89-112		1		11/27/16 16:45	2037-26-5	

REPORT OF LABORATORY ANALYSIS

This report shall not be reproduced, except in full,
without the written consent of Pace Analytical Services, LLC.

Pace Analytical Services, LLC
8 East Tower Circle
Ormond Beach, FL 32174
(386)672-5668

ANALYTICAL RESULTS

Project: Tomoka Semi-annual LF
Pace Project No.: 35278184

Sample: B36 **Lab ID: 35278184003** Collected: 11/18/16 14:48 Received: 11/18/16 16:40 Matrix: Water

Parameters	Results	Units	PQL	MDL	DF	Prepared	Analyzed	CAS No.	Qual
2540C Total Dissolved Solids	Analytical Method: SM 2540C								
Total Dissolved Solids	**1230**	mg/L	10.0	10.0	1		11/23/16 14:42		
300.0 IC Anions 28 Days	Analytical Method: EPA 300.0								
Chloride	**241**	mg/L	25.0	12.5	5		11/24/16 12:25	16887-00-6	
350.1 Ammonia	Analytical Method: EPA 350.1								
Nitrogen, Ammonia	**0.34**	mg/L	0.050	0.020	1		12/03/16 13:06	7664-41-7	
353.2 Nitrogen, NO2/NO3 unpres	Analytical Method: EPA 353.2								
Nitrogen, Nitrate	**0.032 I**	mg/L	0.040	0.010	1		11/19/16 11:54		

REPORT OF LABORATORY ANALYSIS

This report shall not be reproduced, except in full,
without the written consent of Pace Analytical Services, LLC.

Pace Analytical Services, LLC
8 East Tower Circle
Ormond Beach, FL 32174
(386)672-5668

ANALYTICAL RESULTS

Project: Tomoka Semi-annual LF
Pace Project No.: 35278184

Sample: B37-1 **Lab ID: 35278184004** Collected: 11/18/16 15:46 Received: 11/18/16 16:40 Matrix: Water

Parameters	Results	Units	PQL	MDL	DF	Prepared	Analyzed	CAS No.	Qual
Field Data	Analytical Method:								
Field pH	**6.31**	Std. Units			1		11/18/16 15:46		
Field Temperature	**23.2**	deg C			1		11/18/16 15:46		
Appearance	**Color: yellow, Sheen: none**				1		11/18/16 15:46		
Field Specific Conductance	**2604**	umhos/cm			1		11/18/16 15:46		
Oxygen, Dissolved	**0.06**	mg/L			1		11/18/16 15:46	7782-44-7	
REDOX	**-79.7**	mV			1		11/18/16 15:46		
Turbidity	**1.01**	NTU			1		11/18/16 15:46		
Water Level(NGVD)	**26.98**	feet			1		11/18/16 15:46		
8011 GCS EDB and DBCP	Analytical Method: EPA 8011 Preparation Method: EPA 8011								
1,2-Dibromo-3-chloropropane	**0.0048 U**	ug/L	0.020	0.0048	1	11/20/16 01:10	11/21/16 03:11	96-12-8	
1,2-Dibromoethane (EDB)	**0.0073 U**	ug/L	0.0098	0.0073	1	11/20/16 01:10	11/21/16 03:11	106-93-4	
6010 MET ICP	Analytical Method: EPA 6010 Preparation Method: EPA 3010								
Arsenic	**5.0 U**	ug/L	10.0	5.0	1	11/26/16 20:34	11/30/16 15:07	7440-38-2	
Barium	**252**	ug/L	10.0	5.0	1	11/26/16 20:34	11/30/16 15:07	7440-39-3	
Beryllium	**0.77 I**	ug/L	1.0	0.50	1	11/26/16 20:34	11/30/16 15:07	7440-41-7	
Cadmium	**0.50 U**	ug/L	1.0	0.50	1	11/26/16 20:34	11/30/16 15:07	7440-43-9	
Chromium	**2.5 U**	ug/L	5.0	2.5	1	11/26/16 20:34	11/30/16 15:07	7440-47-3	
Cobalt	**5.0 U**	ug/L	10.0	5.0	1	11/26/16 20:34	11/30/16 15:07	7440-48-4	
Copper	**2.5 U**	ug/L	5.0	2.5	1	11/26/16 20:34	11/30/16 15:07	7440-50-8	
Iron	**40100**	ug/L	40.0	20.0	1	11/26/16 20:34	11/30/16 15:07	7439-89-6	
Lead	**5.0 U**	ug/L	10.0	5.0	1	11/26/16 20:34	11/30/16 15:07	7439-92-1	
Nickel	**2.5 U**	ug/L	5.0	2.5	1	11/26/16 20:34	11/30/16 15:07	7440-02-0	
Selenium	**7.5 U**	ug/L	15.0	7.5	1	11/26/16 20:34	11/30/16 15:07	7782-49-2	
Silver	**2.5 U**	ug/L	5.0	2.5	1	11/26/16 20:34	11/30/16 15:07	7440-22-4	
Sodium	**257**	mg/L	1.0	0.50	1	11/26/16 20:34	11/30/16 15:07	7440-23-5	
Vanadium	**5.0 U**	ug/L	10.0	5.0	1	11/26/16 20:34	11/30/16 15:07	7440-62-2	
Zinc	**10.0 U**	ug/L	20.0	10.0	1	11/26/16 20:34	11/30/16 15:07	7440-66-6	
6020 MET ICPMS	Analytical Method: EPA 6020 Preparation Method: EPA 3010								
Antimony	**0.50 U**	ug/L	1.0	0.50	1	11/26/16 20:34	11/30/16 14:07	7440-36-0	
Thallium	**0.50 U**	ug/L	1.0	0.50	1	11/26/16 20:34	11/30/16 14:07	7440-28-0	
7470 Mercury	Analytical Method: EPA 7470 Preparation Method: EPA 7470								
Mercury	**0.10 U**	ug/L	0.20	0.10	1	11/30/16 07:30	12/01/16 13:49	7439-97-6	
8260 MSV	Analytical Method: EPA 8260								
Acetone	**10.0 U**	ug/L	20.0	10.0	1		11/27/16 17:12	67-64-1	
Acrylonitrile	**5.0 U**	ug/L	10.0	5.0	1		11/27/16 17:12	107-13-1	
Benzene	**7.6**	ug/L	1.0	0.10	1		11/27/16 17:12	71-43-2	
Bromochloromethane	**0.50 U**	ug/L	1.0	0.50	1		11/27/16 17:12	74-97-5	
Bromodichloromethane	**0.27 U**	ug/L	0.60	0.27	1		11/27/16 17:12	75-27-4	

REPORT OF LABORATORY ANALYSIS

This report shall not be reproduced, except in full,
without the written consent of Pace Analytical Services, LLC.

Pace Analytical Services, LLC
8 East Tower Circle
Ormond Beach, FL 32174
(386)672-5668

ANALYTICAL RESULTS

Project: Tomoka Semi-annual LF
Pace Project No.: 35278184

Sample: B37-1 **Lab ID: 35278184004** Collected: 11/18/16 15:46 Received: 11/18/16 16:40 Matrix: Water

Parameters	Results	Units	PQL	MDL	DF	Prepared	Analyzed	CAS No.	Qual
8260 MSV	Analytical Method: EPA 8260								
Bromoform	**0.50 U**	ug/L	1.0	0.50	1		11/27/16 17:12	75-25-2	
Bromomethane	**0.50 U**	ug/L	5.0	0.50	1		11/27/16 17:12	74-83-9	
2-Butanone (MEK)	**5.0 U**	ug/L	10.0	5.0	1		11/27/16 17:12	78-93-3	
Carbon disulfide	**5.0 U**	ug/L	10.0	5.0	1		11/27/16 17:12	75-15-0	
Carbon tetrachloride	**0.50 U**	ug/L	1.0	0.50	1		11/27/16 17:12	56-23-5	
Chlorobenzene	**6.2**	ug/L	1.0	0.50	1		11/27/16 17:12	108-90-7	
Chloroethane	**0.50 U**	ug/L	10.0	0.50	1		11/27/16 17:12	75-00-3	
Chloroform	**0.50 U**	ug/L	1.0	0.50	1		11/27/16 17:12	67-66-3	
Chloromethane	**0.62 U**	ug/L	1.0	0.62	1		11/27/16 17:12	74-87-3	
Dibromochloromethane	**0.26 U**	ug/L	0.50	0.26	1		11/27/16 17:12	124-48-1	
Dibromomethane	**0.50 U**	ug/L	1.0	0.50	1		11/27/16 17:12	74-95-3	
1,2-Dichlorobenzene	**0.50 U**	ug/L	1.0	0.50	1		11/27/16 17:12	95-50-1	
1,4-Dichlorobenzene	**0.50 U**	ug/L	1.0	0.50	1		11/27/16 17:12	106-46-7	
trans-1,4-Dichloro-2-butene	**5.0 U**	ug/L	10.0	5.0	1		11/27/16 17:12	110-57-6	
1,1-Dichloroethane	**0.50 U**	ug/L	1.0	0.50	1		11/27/16 17:12	75-34-3	
1,2-Dichloroethane	**0.50 U**	ug/L	1.0	0.50	1		11/27/16 17:12	107-06-2	
1,1-Dichloroethene	**0.50 U**	ug/L	1.0	0.50	1		11/27/16 17:12	75-35-4	
cis-1,2-Dichloroethene	**0.50 U**	ug/L	1.0	0.50	1		11/27/16 17:12	156-59-2	
trans-1,2-Dichloroethene	**0.50 U**	ug/L	1.0	0.50	1		11/27/16 17:12	156-60-5	
1,2-Dichloropropane	**0.50 U**	ug/L	1.0	0.50	1		11/27/16 17:12	78-87-5	
cis-1,3-Dichloropropene	**0.25 U**	ug/L	0.50	0.25	1		11/27/16 17:12	10061-01-5	
trans-1,3-Dichloropropene	**0.25 U**	ug/L	0.50	0.25	1		11/27/16 17:12	10061-02-6	
Ethylbenzene	**0.50 U**	ug/L	1.0	0.50	1		11/27/16 17:12	100-41-4	
2-Hexanone	**5.0 U**	ug/L	10.0	5.0	1		11/27/16 17:12	591-78-6	
Iodomethane	**0.50 U**	ug/L	10.0	0.50	1		11/27/16 17:12	74-88-4	
Methylene Chloride	**2.5 U**	ug/L	5.0	2.5	1		11/27/16 17:12	75-09-2	
4-Methyl-2-pentanone (MIBK)	**5.0 U**	ug/L	10.0	5.0	1		11/27/16 17:12	108-10-1	
Styrene	**0.50 U**	ug/L	1.0	0.50	1		11/27/16 17:12	100-42-5	
1,1,1,2-Tetrachloroethane	**0.50 U**	ug/L	1.0	0.50	1		11/27/16 17:12	630-20-6	
1,1,2,2-Tetrachloroethane	**0.12 U**	ug/L	0.50	0.12	1		11/27/16 17:12	79-34-5	
Tetrachloroethene	**0.50 U**	ug/L	1.0	0.50	1		11/27/16 17:12	127-18-4	
Toluene	**1.1**	ug/L	1.0	0.50	1		11/27/16 17:12	108-88-3	
1,1,1-Trichloroethane	**0.50 U**	ug/L	1.0	0.50	1		11/27/16 17:12	71-55-6	
1,1,2-Trichloroethane	**0.50 U**	ug/L	1.0	0.50	1		11/27/16 17:12	79-00-5	
Trichloroethene	**0.50 U**	ug/L	1.0	0.50	1		11/27/16 17:12	79-01-6	
Trichlorofluoromethane	**0.50 U**	ug/L	1.0	0.50	1		11/27/16 17:12	75-69-4	
1,2,3-Trichloropropane	**0.59 U**	ug/L	1.0	0.59	1		11/27/16 17:12	96-18-4	
Vinyl acetate	**1.0 U**	ug/L	2.0	1.0	1		11/27/16 17:12	108-05-4	
Vinyl chloride	**0.50 U**	ug/L	1.0	0.50	1		11/27/16 17:12	75-01-4	
Xylene (Total)	**6.8**	ug/L	3.0	1.5	1		11/27/16 17:12	1330-20-7	
Surrogates									
4-Bromofluorobenzene (S)	100	%	89-111		1		11/27/16 17:12	460-00-4	
1,2-Dichloroethane-d4 (S)	102	%	75-135		1		11/27/16 17:12	17060-07-0	
Toluene-d8 (S)	104	%	89-112		1		11/27/16 17:12	2037-26-5	

REPORT OF LABORATORY ANALYSIS

This report shall not be reproduced, except in full,
without the written consent of Pace Analytical Services, LLC.

Pace Analytical Services, LLC
8 East Tower Circle
Ormond Beach, FL 32174
(386)672-5668

ANALYTICAL RESULTS

Project: Tomoka Semi-annual LF
Pace Project No.: 35278184

Sample: B37-1 **Lab ID: 35278184004** Collected: 11/18/16 15:46 Received: 11/18/16 16:40 Matrix: Water

Parameters	Results	Units	PQL	MDL	DF	Prepared	Analyzed	CAS No.	Qual
2540C Total Dissolved Solids	Analytical Method: SM 2540C								
Total Dissolved Solids	**1400**	mg/L	20.0	20.0	1		11/23/16 18:12		
300.0 IC Anions 28 Days	Analytical Method: EPA 300.0								
Chloride	**227**	mg/L	25.0	12.5	5		11/24/16 12:47	16887-00-6	
350.1 Ammonia	Analytical Method: EPA 350.1								
Nitrogen, Ammonia	**0.67**	mg/L	0.050	0.020	1		12/03/16 13:08	7664-41-7	
353.2 Nitrogen, NO2/NO3 unpres	Analytical Method: EPA 353.2								
Nitrogen, Nitrate	**0.059**	mg/L	0.040	0.010	1		11/19/16 12:08		

REPORT OF LABORATORY ANALYSIS

This report shall not be reproduced, except in full,
without the written consent of Pace Analytical Services, LLC.

Pace Analytical Services, LLC
8 East Tower Circle
Ormond Beach, FL 32174
(386)672-5668

ANALYTICAL RESULTS

Project: Tomoka Semi-annual LF
Pace Project No.: 35278184

Sample: TRIP BLANK 11/18/16 **Lab ID: 35278184005** Collected: 11/18/16 00:01 Received: 11/18/16 16:40 Matrix: Water

Parameters	Results	Units	PQL	MDL	DF	Prepared	Analyzed	CAS No.	Qual
8260 MSV	Analytical Method: EPA 8260								
Acetone	**10.0 U**	ug/L	20.0	10.0	1		11/27/16 14:03	67-64-1	
Acrylonitrile	**5.0 U**	ug/L	10.0	5.0	1		11/27/16 14:03	107-13-1	
Benzene	**0.10 U**	ug/L	1.0	0.10	1		11/27/16 14:03	71-43-2	
Bromochloromethane	**0.50 U**	ug/L	1.0	0.50	1		11/27/16 14:03	74-97-5	
Bromodichloromethane	**0.27 U**	ug/L	0.60	0.27	1		11/27/16 14:03	75-27-4	
Bromoform	**0.50 U**	ug/L	1.0	0.50	1		11/27/16 14:03	75-25-2	
Bromomethane	**0.50 U**	ug/L	5.0	0.50	1		11/27/16 14:03	74-83-9	
2-Butanone (MEK)	**5.0 U**	ug/L	10.0	5.0	1		11/27/16 14:03	78-93-3	
Carbon disulfide	**5.0 U**	ug/L	10.0	5.0	1		11/27/16 14:03	75-15-0	
Carbon tetrachloride	**0.50 U**	ug/L	1.0	0.50	1		11/27/16 14:03	56-23-5	
Chlorobenzene	**0.50 U**	ug/L	1.0	0.50	1		11/27/16 14:03	108-90-7	
Chloroethane	**0.50 U**	ug/L	10.0	0.50	1		11/27/16 14:03	75-00-3	
Chloroform	**0.50 U**	ug/L	1.0	0.50	1		11/27/16 14:03	67-66-3	
Chloromethane	**0.62 U**	ug/L	1.0	0.62	1		11/27/16 14:03	74-87-3	
1,2-Dibromo-3-chloropropane	**1.0 U**	ug/L	2.0	1.0	1		11/27/16 14:03	96-12-8	
Dibromochloromethane	**0.26 U**	ug/L	0.50	0.26	1		11/27/16 14:03	124-48-1	
1,2-Dibromoethane (EDB)	**0.50 U**	ug/L	1.0	0.50	1		11/27/16 14:03	106-93-4	
Dibromomethane	**0.50 U**	ug/L	1.0	0.50	1		11/27/16 14:03	74-95-3	
1,2-Dichlorobenzene	**0.50 U**	ug/L	1.0	0.50	1		11/27/16 14:03	95-50-1	
1,4-Dichlorobenzene	**0.50 U**	ug/L	1.0	0.50	1		11/27/16 14:03	106-46-7	
trans-1,4-Dichloro-2-butene	**5.0 U**	ug/L	10.0	5.0	1		11/27/16 14:03	110-57-6	
1,1-Dichloroethane	**0.50 U**	ug/L	1.0	0.50	1		11/27/16 14:03	75-34-3	
1,2-Dichloroethane	**0.50 U**	ug/L	1.0	0.50	1		11/27/16 14:03	107-06-2	
1,1-Dichloroethene	**0.50 U**	ug/L	1.0	0.50	1		11/27/16 14:03	75-35-4	
cis-1,2-Dichloroethene	**0.50 U**	ug/L	1.0	0.50	1		11/27/16 14:03	156-59-2	
trans-1,2-Dichloroethene	**0.50 U**	ug/L	1.0	0.50	1		11/27/16 14:03	156-60-5	
1,2-Dichloropropane	**0.50 U**	ug/L	1.0	0.50	1		11/27/16 14:03	78-87-5	
cis-1,3-Dichloropropene	**0.25 U**	ug/L	0.50	0.25	1		11/27/16 14:03	10061-01-5	
trans-1,3-Dichloropropene	**0.25 U**	ug/L	0.50	0.25	1		11/27/16 14:03	10061-02-6	
Ethylbenzene	**0.50 U**	ug/L	1.0	0.50	1		11/27/16 14:03	100-41-4	
2-Hexanone	**5.0 U**	ug/L	10.0	5.0	1		11/27/16 14:03	591-78-6	
Iodomethane	**0.50 U**	ug/L	10.0	0.50	1		11/27/16 14:03	74-88-4	
Methylene Chloride	**2.5 U**	ug/L	5.0	2.5	1		11/27/16 14:03	75-09-2	
4-Methyl-2-pentanone (MIBK)	**5.0 U**	ug/L	10.0	5.0	1		11/27/16 14:03	108-10-1	
Styrene	**0.50 U**	ug/L	1.0	0.50	1		11/27/16 14:03	100-42-5	
1,1,1,2-Tetrachloroethane	**0.50 U**	ug/L	1.0	0.50	1		11/27/16 14:03	630-20-6	
1,1,2,2-Tetrachloroethane	**0.12 U**	ug/L	0.50	0.12	1		11/27/16 14:03	79-34-5	
Tetrachloroethene	**0.50 U**	ug/L	1.0	0.50	1		11/27/16 14:03	127-18-4	
Toluene	**0.50 U**	ug/L	1.0	0.50	1		11/27/16 14:03	108-88-3	
1,1,1-Trichloroethane	**0.50 U**	ug/L	1.0	0.50	1		11/27/16 14:03	71-55-6	
1,1,2-Trichloroethane	**0.50 U**	ug/L	1.0	0.50	1		11/27/16 14:03	79-00-5	
Trichloroethene	**0.50 U**	ug/L	1.0	0.50	1		11/27/16 14:03	79-01-6	
Trichlorofluoromethane	**0.50 U**	ug/L	1.0	0.50	1		11/27/16 14:03	75-69-4	
1,2,3-Trichloropropane	**0.59 U**	ug/L	1.0	0.59	1		11/27/16 14:03	96-18-4	
Vinyl acetate	**1.0 U**	ug/L	2.0	1.0	1		11/27/16 14:03	108-05-4	
Vinyl chloride	**0.50 U**	ug/L	1.0	0.50	1		11/27/16 14:03	75-01-4	

REPORT OF LABORATORY ANALYSIS

This report shall not be reproduced, except in full,
without the written consent of Pace Analytical Services, LLC.

Pace Analytical Services, LLC
8 East Tower Circle
Ormond Beach, FL 32174
(386)672-5668

ANALYTICAL RESULTS

Project: Tomoka Semi-annual LF
Pace Project No.: 35278184

Sample: TRIP BLANK 11/18/16 **Lab ID: 35278184005** Collected: 11/18/16 00:01 Received: 11/18/16 16:40 Matrix: Water

Parameters	Results	Units	PQL	MDL	DF	Prepared	Analyzed	CAS No.	Qual
8260 MSV	Analytical Method: EPA 8260								
Xylene (Total)	**1.5 U**	ug/L	3.0	1.5	1		11/27/16 14:03	1330-20-7	
Surrogates									
4-Bromofluorobenzene (S)	98	%	89-111		1		11/27/16 14:03	460-00-4	
1,2-Dichloroethane-d4 (S)	101	%	75-135		1		11/27/16 14:03	17060-07-0	
Toluene-d8 (S)	104	%	89-112		1		11/27/16 14:03	2037-26-5	

REPORT OF LABORATORY ANALYSIS

This report shall not be reproduced, except in full,
without the written consent of Pace Analytical Services, LLC.

Pace Analytical Services, LLC
8 East Tower Circle
Ormond Beach, FL 32174
(386)672-5668

QUALITY CONTROL DATA

Project: Tomoka Semi-annual LF
Pace Project No.: 35278184

QC Batch: 335294 Analysis Method: EPA 7470
QC Batch Method: EPA 7470 Analysis Description: 7470 Mercury
Associated Lab Samples: 35278184001, 35278184002, 35278184003, 35278184004

METHOD BLANK: 1795238 Matrix: Water
Associated Lab Samples: 35278184001, 35278184002, 35278184003, 35278184004

Parameter	Units	Blank Result	Reporting Limit	MDL	Analyzed	Qualifiers
Mercury	ug/L	0.10 U	0.20	0.10	12/01/16 13:20	

LABORATORY CONTROL SAMPLE: 1795239

Parameter	Units	Spike Conc.	LCS Result	LCS % Rec	% Rec Limits	Qualifiers
Mercury	ug/L	2	2.2	108	80-120	

MATRIX SPIKE & MATRIX SPIKE DUPLICATE: 1795240 1795241

Parameter	Units	35278137002 Result	MS Spike Conc.	MSD Spike Conc.	MS Result	MSD Result	MS % Rec	MSD % Rec	% Rec Limits	RPD	Max RPD	Qual
Mercury	ug/L	0.10 U	2	2	2.1	2.2	103	106	75-125	2	20	

Results presented on this page are in the units indicated by the "Units" column except where an alternate unit is presented to the right of the result.

REPORT OF LABORATORY ANALYSIS

This report shall not be reproduced, except in full,
without the written consent of Pace Analytical Services, LLC.

Pace Analytical Services, LLC
8 East Tower Circle
Ormond Beach, FL 32174
(386)672-5668

QUALITY CONTROL DATA

Project: Tomoka Semi-annual LF
Pace Project No.: 35278184

QC Batch: 334672 Analysis Method: EPA 6010
QC Batch Method: EPA 3010 Analysis Description: 6010 MET
Associated Lab Samples: 35278184001, 35278184002, 35278184003, 35278184004

METHOD BLANK: 1792320 Matrix: Water
Associated Lab Samples: 35278184001, 35278184002, 35278184003, 35278184004

Parameter	Units	Blank Result	Reporting Limit	MDL	Analyzed	Qualifiers
Arsenic	ug/L	5.0 U	10.0	5.0	11/30/16 14:01	
Barium	ug/L	5.0 U	10.0	5.0	11/30/16 14:01	
Beryllium	ug/L	0.50 U	1.0	0.50	11/30/16 14:01	
Cadmium	ug/L	0.50 U	1.0	0.50	11/30/16 14:01	
Chromium	ug/L	2.5 U	5.0	2.5	11/30/16 14:01	
Cobalt	ug/L	5.0 U	10.0	5.0	11/30/16 14:01	
Copper	ug/L	2.5 U	5.0	2.5	11/30/16 14:01	
Iron	ug/L	20.0 U	40.0	20.0	11/30/16 14:01	
Lead	ug/L	5.0 U	10.0	5.0	11/30/16 14:01	
Nickel	ug/L	2.5 U	5.0	2.5	11/30/16 14:01	
Selenium	ug/L	7.5 U	15.0	7.5	11/30/16 14:01	
Silver	ug/L	2.5 U	5.0	2.5	11/30/16 14:01	
Sodium	mg/L	0.50 U	1.0	0.50	11/30/16 14:01	
Vanadium	ug/L	5.0 U	10.0	5.0	11/30/16 14:01	
Zinc	ug/L	10.0 U	20.0	10.0	11/30/16 14:01	

LABORATORY CONTROL SAMPLE: 1792321

Parameter	Units	Spike Conc.	LCS Result	LCS % Rec	% Rec Limits	Qualifiers
Arsenic	ug/L	500	509	102	80-120	
Barium	ug/L	500	518	104	80-120	
Beryllium	ug/L	50	51.6	103	80-120	
Cadmium	ug/L	50	51.8	104	80-120	
Chromium	ug/L	250	262	105	80-120	
Cobalt	ug/L	500	524	105	80-120	
Copper	ug/L	250	262	105	80-120	
Iron	ug/L	2000	2010	100	80-120	
Lead	ug/L	500	519	104	80-120	
Nickel	ug/L	250	261	104	80-120	
Selenium	ug/L	750	774	103	80-120	
Silver	ug/L	250	238	95	80-120	
Sodium	mg/L	50	52.9	106	80-120	
Vanadium	ug/L	500	521	104	80-120	
Zinc	ug/L	1000	1040	104	80-120	

Results presented on this page are in the units indicated by the "Units" column except where an alternate unit is presented to the right of the result.

REPORT OF LABORATORY ANALYSIS

This report shall not be reproduced, except in full,
without the written consent of Pace Analytical Services, LLC.

Pace Analytical Services, LLC
8 East Tower Circle
Ormond Beach, FL 32174
(386)672-5668

QUALITY CONTROL DATA

Project: Tomoka Semi-annual LF
Pace Project No.: 35278184

MATRIX SPIKE & MATRIX SPIKE DUPLICATE: 1792322 1792323

Parameter	Units	35277966013 Result	MS Spike Conc.	MSD Spike Conc.	MS Result	MSD Result	MS % Rec	MSD % Rec	% Rec Limits	RPD	Max RPD	Qual
Arsenic	ug/L	5.1 I	100	100	107	114	102	109	75-125	6	20	
Barium	ug/L	109	100	100	261	278	152	169	75-125	6	20	J(M1)
Beryllium	ug/L	0.50 I	10	10	10.7	11.3	102	108	75-125	5	20	
Cadmium	ug/L	0.50 U	10	10	10.1	10.7	101	107	75-125	5	20	
Chromium	ug/L	2.5 U	50	50	52.5	55.4	103	109	75-125	5	20	
Cobalt	ug/L	5.0 U	100	100	105	110	104	109	75-125	5	20	
Copper	ug/L	2.5 U	50	50	55.1	75.8	108	149	75-125	32	20	J(M1), J(R1)
Iron	ug/L	17500	400	400	33000	35200	3870	4420	75-125	6	20	J(M1)
Lead	ug/L	5.0 U	100	100	101	105	101	105	75-125	4	20	
Nickel	ug/L	8.2	50	50	53.4	56.1	91	96	75-125	5	20	
Selenium	ug/L	7.5 U	150	150	156	167	103	110	75-125	7	20	
Silver	ug/L	2.5 U	50	50	47.1	49.3	94	99	75-125	5	20	
Sodium	mg/L	49.0	10	10	49.8	53.6	8	46	75-125	7	20	J(M1)
Vanadium	ug/L	5.0 U	100	100	106	111	103	108	75-125	5	20	
Zinc	ug/L	10.0 U	200	200	207	276	103	138	75-125	29	20	J(M1), J(R1)

Results presented on this page are in the units indicated by the "Units" column except where an alternate unit is presented to the right of the result.

REPORT OF LABORATORY ANALYSIS

This report shall not be reproduced, except in full,
without the written consent of Pace Analytical Services, LLC.

Pace Analytical Services, LLC
8 East Tower Circle
Ormond Beach, FL 32174
(386)672-5668

QUALITY CONTROL DATA

Project: Tomoka Semi-annual LF
Pace Project No.: 35278184

QC Batch: 334673 Analysis Method: EPA 6020
QC Batch Method: EPA 3010 Analysis Description: 6020 MET
Associated Lab Samples: 35278184001, 35278184002, 35278184003, 35278184004

METHOD BLANK: 1792324 Matrix: Water
Associated Lab Samples: 35278184001, 35278184002, 35278184003, 35278184004

Parameter	Units	Blank Result	Reporting Limit	MDL	Analyzed	Qualifiers
Antimony	ug/L	0.50 U	1.0	0.50	11/30/16 13:26	
Thallium	ug/L	0.50 U	1.0	0.50	11/30/16 13:26	

LABORATORY CONTROL SAMPLE: 1792325

Parameter	Units	Spike Conc.	LCS Result	LCS % Rec	% Rec Limits	Qualifiers
Antimony	ug/L	150	149	99	80-120	
Thallium	ug/L	150	164	109	80-120	

MATRIX SPIKE & MATRIX SPIKE DUPLICATE: 1792326 1792327

Parameter	Units	35277966012 Result	MS Spike Conc.	MSD Spike Conc.	MS Result	MSD Result	MS % Rec	MSD % Rec	% Rec Limits	RPD	Max RPD	Qual
Antimony	ug/L	0.50 U	750	750	773	769	103	103	75-125	1	20	L
Thallium	ug/L	0.50 U	750	750	821	805	110	107	75-125	2	20	L

Results presented on this page are in the units indicated by the "Units" column except where an alternate unit is presented to the right of the result.

REPORT OF LABORATORY ANALYSIS

This report shall not be reproduced, except in full,
without the written consent of Pace Analytical Services, LLC.

Pace Analytical Services, LLC
8 East Tower Circle
Ormond Beach, FL 32174
(386)672-5668

QUALITY CONTROL DATA

Project: Tomoka Semi-annual LF
Pace Project No.: 35278184

QC Batch: 334683 Analysis Method: EPA 8260
QC Batch Method: EPA 8260 Analysis Description: 8260 MSV
Associated Lab Samples: 35278184001, 35278184002, 35278184003, 35278184004, 35278184005

METHOD BLANK: 1792353 Matrix: Water
Associated Lab Samples: 35278184001, 35278184002, 35278184003, 35278184004, 35278184005

Parameter	Units	Blank Result	Reporting Limit	MDL	Analyzed	Qualifiers
1,1,1,2-Tetrachloroethane	ug/L	0.50 U	1.0	0.50	11/27/16 13:37	
1,1,1-Trichloroethane	ug/L	0.50 U	1.0	0.50	11/27/16 13:37	
1,1,2,2-Tetrachloroethane	ug/L	0.12 U	0.50	0.12	11/27/16 13:37	
1,1,2-Trichloroethane	ug/L	0.50 U	1.0	0.50	11/27/16 13:37	
1,1-Dichloroethane	ug/L	0.50 U	1.0	0.50	11/27/16 13:37	
1,1-Dichloroethene	ug/L	0.50 U	1.0	0.50	11/27/16 13:37	
1,2,3-Trichloropropane	ug/L	0.59 U	1.0	0.59	11/27/16 13:37	
1,2-Dibromo-3-chloropropane	ug/L	1.0 U	2.0	1.0	11/27/16 13:37	
1,2-Dibromoethane (EDB)	ug/L	0.50 U	1.0	0.50	11/27/16 13:37	
1,2-Dichlorobenzene	ug/L	0.50 U	1.0	0.50	11/27/16 13:37	
1,2-Dichloroethane	ug/L	0.50 U	1.0	0.50	11/27/16 13:37	
1,2-Dichloropropane	ug/L	0.50 U	1.0	0.50	11/27/16 13:37	
1,4-Dichlorobenzene	ug/L	0.50 U	1.0	0.50	11/27/16 13:37	
2-Butanone (MEK)	ug/L	5.0 U	10.0	5.0	11/27/16 13:37	
2-Hexanone	ug/L	5.0 U	10.0	5.0	11/27/16 13:37	
4-Methyl-2-pentanone (MIBK)	ug/L	5.0 U	10.0	5.0	11/27/16 13:37	
Acetone	ug/L	10.0 U	20.0	10.0	11/27/16 13:37	
Acrylonitrile	ug/L	5.0 U	10.0	5.0	11/27/16 13:37	
Benzene	ug/L	0.10 U	1.0	0.10	11/27/16 13:37	
Bromochloromethane	ug/L	0.50 U	1.0	0.50	11/27/16 13:37	
Bromodichloromethane	ug/L	0.27 U	0.60	0.27	11/27/16 13:37	
Bromoform	ug/L	0.50 U	1.0	0.50	11/27/16 13:37	
Bromomethane	ug/L	0.50 U	5.0	0.50	11/27/16 13:37	
Carbon disulfide	ug/L	5.0 U	10.0	5.0	11/27/16 13:37	
Carbon tetrachloride	ug/L	0.50 U	1.0	0.50	11/27/16 13:37	
Chlorobenzene	ug/L	0.50 U	1.0	0.50	11/27/16 13:37	
Chloroethane	ug/L	0.50 U	10.0	0.50	11/27/16 13:37	
Chloroform	ug/L	0.50 U	1.0	0.50	11/27/16 13:37	
Chloromethane	ug/L	0.62 U	1.0	0.62	11/27/16 13:37	
cis-1,2-Dichloroethene	ug/L	0.50 U	1.0	0.50	11/27/16 13:37	
cis-1,3-Dichloropropene	ug/L	0.25 U	0.50	0.25	11/27/16 13:37	
Dibromochloromethane	ug/L	0.26 U	0.50	0.26	11/27/16 13:37	
Dibromomethane	ug/L	0.50 U	1.0	0.50	11/27/16 13:37	
Ethylbenzene	ug/L	0.50 U	1.0	0.50	11/27/16 13:37	
Iodomethane	ug/L	0.50 U	10.0	0.50	11/27/16 13:37	
Methylene Chloride	ug/L	2.5 U	5.0	2.5	11/27/16 13:37	
Styrene	ug/L	0.50 U	1.0	0.50	11/27/16 13:37	
Tetrachloroethene	ug/L	0.50 U	1.0	0.50	11/27/16 13:37	
Toluene	ug/L	0.50 U	1.0	0.50	11/27/16 13:37	
trans-1,2-Dichloroethene	ug/L	0.50 U	1.0	0.50	11/27/16 13:37	
trans-1,3-Dichloropropene	ug/L	0.25 U	0.50	0.25	11/27/16 13:37	

Results presented on this page are in the units indicated by the "Units" column except where an alternate unit is presented to the right of the result.

REPORT OF LABORATORY ANALYSIS

This report shall not be reproduced, except in full,
without the written consent of Pace Analytical Services, LLC.

Pace Analytical Services, LLC
8 East Tower Circle
Ormond Beach, FL 32174
(386)672-5668

QUALITY CONTROL DATA

Project: Tomoka Semi-annual LF
Pace Project No.: 35278184

METHOD BLANK: 1792353 Matrix: Water
Associated Lab Samples: 35278184001, 35278184002, 35278184003, 35278184004, 35278184005

Parameter	Units	Blank Result	Reporting Limit	MDL	Analyzed	Qualifiers
trans-1,4-Dichloro-2-butene	ug/L	5.0 U	10.0	5.0	11/27/16 13:37	
Trichloroethene	ug/L	0.50 U	1.0	0.50	11/27/16 13:37	
Trichlorofluoromethane	ug/L	0.50 U	1.0	0.50	11/27/16 13:37	
Vinyl acetate	ug/L	1.0 U	2.0	1.0	11/27/16 13:37	
Vinyl chloride	ug/L	0.50 U	1.0	0.50	11/27/16 13:37	
Xylene (Total)	ug/L	1.5 U	3.0	1.5	11/27/16 13:37	
1,2-Dichloroethane-d4 (S)	%	104	75-135		11/27/16 13:37	
4-Bromofluorobenzene (S)	%	101	89-111		11/27/16 13:37	
Toluene-d8 (S)	%	104	89-112		11/27/16 13:37	

LABORATORY CONTROL SAMPLE: 1792354

Parameter	Units	Spike Conc.	LCS Result	LCS % Rec	% Rec Limits	Qualifiers
1,1,1,2-Tetrachloroethane	ug/L	20	20.3	101	70-130	
1,1,1-Trichloroethane	ug/L	20	21.2	106	70-130	
1,1,2,2-Tetrachloroethane	ug/L	20	21.9	109	70-130	
1,1,2-Trichloroethane	ug/L	20	21.2	106	70-130	
1,1-Dichloroethane	ug/L	20	20.7	104	70-130	
1,1-Dichloroethene	ug/L	20	22.8	114	65-134	
1,2,3-Trichloropropane	ug/L	20	24.0	120	65-135	
1,2-Dibromo-3-chloropropane	ug/L	20	20.0	100	62-133	
1,2-Dibromoethane (EDB)	ug/L	20	20.7	104	70-130	
1,2-Dichlorobenzene	ug/L	20	21.4	107	70-130	
1,2-Dichloroethane	ug/L	20	20.9	104	70-130	
1,2-Dichloropropane	ug/L	20	20.7	103	70-130	
1,4-Dichlorobenzene	ug/L	20	21.1	106	70-130	
2-Butanone (MEK)	ug/L	40	40.5	101	61-129	
2-Hexanone	ug/L	40	39.8	100	68-131	
4-Methyl-2-pentanone (MIBK)	ug/L	40	38.3	96	70-130	
Acetone	ug/L	40	38.1	95	44-155	
Acrylonitrile	ug/L	200	195	97	59-138	
Benzene	ug/L	20	20.9	104	70-130	
Bromochloromethane	ug/L	20	20.0	100	70-130	
Bromodichloromethane	ug/L	20	19.6	98	70-130	
Bromoform	ug/L	20	18.1	91	62-129	
Bromomethane	ug/L	20	26.1	130	10-179	
Carbon disulfide	ug/L	20	21.2	106	40-156	
Carbon tetrachloride	ug/L	20	19.7	98	66-127	
Chlorobenzene	ug/L	20	20.7	104	70-130	
Chloroethane	ug/L	20	21.9	110	57-142	
Chloroform	ug/L	20	20.9	104	70-130	
Chloromethane	ug/L	20	23.3	116	45-150	
cis-1,2-Dichloroethene	ug/L	20	21.1	105	70-130	
cis-1,3-Dichloropropene	ug/L	20	19.5	98	70-130	

Results presented on this page are in the units indicated by the "Units" column except where an alternate unit is presented to the right of the result.

REPORT OF LABORATORY ANALYSIS

This report shall not be reproduced, except in full,
without the written consent of Pace Analytical Services, LLC.

Pace Analytical Services, LLC
8 East Tower Circle
Ormond Beach, FL 32174
(386)672-5668

QUALITY CONTROL DATA

Project: Tomoka Semi-annual LF
Pace Project No.: 35278184

LABORATORY CONTROL SAMPLE: 1792354

Parameter	Units	Spike Conc.	LCS Result	LCS % Rec	% Rec Limits	Qualifiers
Dibromochloromethane	ug/L	20	20.2	101	70-130	
Dibromomethane	ug/L	20	20.2	101	70-130	
Ethylbenzene	ug/L	20	20.6	103	70-130	
Iodomethane	ug/L	40	47.0	117	21-150	
Methylene Chloride	ug/L	20	22.1	111	65-127	
Styrene	ug/L	20	19.1	96	70-130	
Tetrachloroethene	ug/L	20	22.5	113	48-155	
Toluene	ug/L	20	22.4	112	70-130	
trans-1,2-Dichloroethene	ug/L	20	20.9	105	68-126	
trans-1,3-Dichloropropene	ug/L	20	20.1	101	70-130	
trans-1,4-Dichloro-2-butene	ug/L	20	18.3	92	46-138	
Trichloroethene	ug/L	20	20.2	101	69-129	
Trichlorofluoromethane	ug/L	20	24.1	121	60-144	
Vinyl acetate	ug/L	20	19.8	99	70-130	
Vinyl chloride	ug/L	20	23.3	117	67-136	
Xylene (Total)	ug/L	60	62.5	104	70-130	
1,2-Dichloroethane-d4 (S)	%			95	75-135	
4-Bromofluorobenzene (S)	%			100	89-111	
Toluene-d8 (S)	%			98	89-112	

MATRIX SPIKE SAMPLE: 1793941

Parameter	Units	35278184003 Result	Spike Conc.	MS Result	MS % Rec	% Rec Limits	Qualifiers
1,1,1,2-Tetrachloroethane	ug/L	0.50 U	20	17.4	87	70-130	
1,1,1-Trichloroethane	ug/L	0.50 U	20	18.0	90	70-130	
1,1,2,2-Tetrachloroethane	ug/L	0.12 U	20	17.3	86	70-130	
1,1,2-Trichloroethane	ug/L	0.50 U	20	16.8	84	70-130	
1,1-Dichloroethane	ug/L	1.1	20	18.7	88	70-130	
1,1-Dichloroethene	ug/L	0.50 U	20	18.0	90	65-134	
1,2,3-Trichloropropane	ug/L	0.59 U	20	14.7	74	65-135	
1,2-Dibromo-3-chloropropane	ug/L	1.0 U	20	14.5	73	62-133	
1,2-Dibromoethane (EDB)	ug/L	0.50 U	20	16.5	82	70-130	
1,2-Dichlorobenzene	ug/L	0.50 U	20	17.3	86	70-130	
1,2-Dichloroethane	ug/L	0.50 U	20	17.0	85	70-130	
1,2-Dichloropropane	ug/L	0.50 U	20	17.7	88	70-130	
1,4-Dichlorobenzene	ug/L	0.60 I	20	17.2	83	70-130	
2-Butanone (MEK)	ug/L	5.0 U	40	34.0	85	61-129	
2-Hexanone	ug/L	5.0 U	40	29.5	74	68-131	
4-Methyl-2-pentanone (MIBK)	ug/L	5.0 U	40	29.3	73	70-130	
Acetone	ug/L	10.0 U	40	26.8	67	44-155	
Acrylonitrile	ug/L	5.0 U	200	141	70	59-138	
Benzene	ug/L	1.8	20	18.9	86	70-130	
Bromochloromethane	ug/L	0.50 U	20	16.0	80	70-130	
Bromodichloromethane	ug/L	0.27 U	20	16.6	83	70-130	
Bromoform	ug/L	0.50 U	20	13.4	67	62-129	

Results presented on this page are in the units indicated by the "Units" column except where an alternate unit is presented to the right of the result.

REPORT OF LABORATORY ANALYSIS

This report shall not be reproduced, except in full,
without the written consent of Pace Analytical Services, LLC.

Pace Analytical Services, LLC
8 East Tower Circle
Ormond Beach, FL 32174
(386)672-5668

QUALITY CONTROL DATA

Project: Tomoka Semi-annual LF
Pace Project No.: 35278184

MATRIX SPIKE SAMPLE: 1793941

Parameter	Units	35278184003 Result	Spike Conc.	MS Result	MS % Rec	% Rec Limits	Qualifiers
Bromomethane	ug/L	0.50 U	20	21.8	109	10-179	
Carbon disulfide	ug/L	5.0 U	20	16.6	82	40-156	
Carbon tetrachloride	ug/L	0.50 U	20	16.5	82	66-127	
Chlorobenzene	ug/L	3.4	20	20.7	86	70-130	
Chloroethane	ug/L	0.50 U	20	18.4	92	57-142	
Chloroform	ug/L	0.50 U	20	17.9	90	70-130	
Chloromethane	ug/L	0.62 U	20	20.0	100	45-150	
cis-1,2-Dichloroethene	ug/L	0.50 U	20	17.3	86	70-130	
cis-1,3-Dichloropropene	ug/L	0.25 U	20	15.6	78	70-130	
Dibromochloromethane	ug/L	0.26 U	20	15.3	76	70-130	
Dibromomethane	ug/L	0.50 U	20	16.4	82	70-130	
Ethylbenzene	ug/L	0.50 U	20	17.8	89	70-130	
Iodomethane	ug/L	0.50 U	40	43.7	109	21-150	
Methylene Chloride	ug/L	2.5 U	20	16.6	83	65-127	
Styrene	ug/L	0.50 U	20	17.2	86	70-130	
Tetrachloroethene	ug/L	0.50 U	20	16.7	83	48-155	
Toluene	ug/L	0.50 U	20	19.3	96	70-130	
trans-1,2-Dichloroethene	ug/L	0.50 U	20	17.5	87	68-126	
trans-1,3-Dichloropropene	ug/L	0.25 U	20	15.9	79	70-130	
trans-1,4-Dichloro-2-butene	ug/L	5.0 U	20	13.2	66	46-138	
Trichloroethene	ug/L	0.50 U	20	17.0	85	69-129	
Trichlorofluoromethane	ug/L	0.50 U	20	18.6	93	60-144	
Vinyl acetate	ug/L	1.0 U	20	15.8	79	70-130	
Vinyl chloride	ug/L	0.50 U	20	18.2	91	67-136	
Xylene (Total)	ug/L	1.5 U	60	53.4	89	70-130	
1,2-Dichloroethane-d4 (S)	%				97	75-135	
4-Bromofluorobenzene (S)	%				100	89-111	
Toluene-d8 (S)	%				97	89-112	

SAMPLE DUPLICATE: 1793940

Parameter	Units	35278184002 Result	Dup Result	RPD	Max RPD	Qualifiers
1,1,1,2-Tetrachloroethane	ug/L	0.50 U	0.50 U		40	
1,1,1-Trichloroethane	ug/L	0.50 U	0.50 U		40	
1,1,2,2-Tetrachloroethane	ug/L	0.12 U	0.12 U		40	
1,1,2-Trichloroethane	ug/L	0.50 U	0.50 U		40	
1,1-Dichloroethane	ug/L	0.50 U	0.50 U		40	
1,1-Dichloroethene	ug/L	0.50 U	0.50 U		40	
1,2,3-Trichloropropane	ug/L	0.59 U	0.59 U		40	
1,2-Dibromo-3-chloropropane	ug/L	1.0 U	1.0 U		40	
1,2-Dibromoethane (EDB)	ug/L	0.50 U	0.50 U		40	
1,2-Dichlorobenzene	ug/L	0.50 U	0.50 U		40	
1,2-Dichloroethane	ug/L	0.50 U	0.50 U		40	
1,2-Dichloropropane	ug/L	0.50 U	0.50 U		40	
1,4-Dichlorobenzene	ug/L	0.50 U	0.50 U		40	

Results presented on this page are in the units indicated by the "Units" column except where an alternate unit is presented to the right of the result.

REPORT OF LABORATORY ANALYSIS

This report shall not be reproduced, except in full,
without the written consent of Pace Analytical Services, LLC.

Pace Analytical Services, LLC
8 East Tower Circle
Ormond Beach, FL 32174
(386)672-5668

QUALITY CONTROL DATA

Project: Tomoka Semi-annual LF
Pace Project No.: 35278184

SAMPLE DUPLICATE: 1793940

Parameter	Units	35278184002 Result	Dup Result	RPD	Max RPD	Qualifiers
2-Butanone (MEK)	ug/L	5.0 U	5.0 U		40	
2-Hexanone	ug/L	5.0 U	5.0 U		40	
4-Methyl-2-pentanone (MIBK)	ug/L	5.0 U	5.0 U		40	
Acetone	ug/L	10.0 U	10.0 U		40	
Acrylonitrile	ug/L	5.0 U	5.0 U		40	
Benzene	ug/L	0.10 U	0.10 U		40	
Bromochloromethane	ug/L	0.50 U	0.50 U		40	
Bromodichloromethane	ug/L	0.27 U	0.27 U		40	
Bromoform	ug/L	0.50 U	0.50 U		40	
Bromomethane	ug/L	0.50 U	0.50 U		40	
Carbon disulfide	ug/L	5.0 U	5.0 U		40	
Carbon tetrachloride	ug/L	0.50 U	0.50 U		40	
Chlorobenzene	ug/L	0.50 U	0.50 U		40	
Chloroethane	ug/L	0.50 U	0.50 U		40	
Chloroform	ug/L	0.50 U	0.50 U		40	
Chloromethane	ug/L	0.62 U	0.62 U		40	
cis-1,2-Dichloroethene	ug/L	0.50 U	0.50 U		40	
cis-1,3-Dichloropropene	ug/L	0.25 U	0.25 U		40	
Dibromochloromethane	ug/L	0.26 U	0.26 U		40	
Dibromomethane	ug/L	0.50 U	0.50 U		40	
Ethylbenzene	ug/L	0.50 U	0.50 U		40	
Iodomethane	ug/L	0.50 U	0.50 U		40	
Methylene Chloride	ug/L	2.5 U	2.5 U		40	
Styrene	ug/L	0.50 U	0.50 U		40	
Tetrachloroethene	ug/L	0.50 U	0.50 U		40	
Toluene	ug/L	0.50 U	0.50 U		40	
trans-1,2-Dichloroethene	ug/L	0.50 U	0.50 U		40	
trans-1,3-Dichloropropene	ug/L	0.25 U	0.25 U		40	
trans-1,4-Dichloro-2-butene	ug/L	5.0 U	5.0 U		40	
Trichloroethene	ug/L	0.50 U	0.50 U		40	
Trichlorofluoromethane	ug/L	0.50 U	0.50 U		40	
Vinyl acetate	ug/L	1.0 U	1.0 U		40	
Vinyl chloride	ug/L	0.50 U	0.50 U		40	
Xylene (Total)	ug/L	1.5 U	1.5 U		40	
1,2-Dichloroethane-d4 (S)	%	102	101	1	40	
4-Bromofluorobenzene (S)	%	98	99	1	40	
Toluene-d8 (S)	%	102	103	0	40	

Results presented on this page are in the units indicated by the "Units" column except where an alternate unit is presented to the right of the result.

REPORT OF LABORATORY ANALYSIS

This report shall not be reproduced, except in full,
without the written consent of Pace Analytical Services, LLC.

Pace Analytical Services, LLC
8 East Tower Circle
Ormond Beach, FL 32174
(386)672-5668

QUALITY CONTROL DATA

Project: Tomoka Semi-annual LF
Pace Project No.: 35278184

QC Batch: 333531 Analysis Method: EPA 8011
QC Batch Method: EPA 8011 Analysis Description: 8011 EDB DBCP
Associated Lab Samples: 35278184004

METHOD BLANK: 1785795 Matrix: Water
Associated Lab Samples: 35278184004

Parameter	Units	Blank Result	Reporting Limit	MDL	Analyzed	Qualifiers
1,2-Dibromo-3-chloropropane	ug/L	0.0049 U	0.020	0.0049	11/20/16 20:52	
1,2-Dibromoethane (EDB)	ug/L	0.0075 U	0.010	0.0075	11/20/16 20:52	

LABORATORY CONTROL SAMPLE: 1785796

Parameter	Units	Spike Conc.	LCS Result	LCS % Rec	% Rec Limits	Qualifiers
1,2-Dibromo-3-chloropropane	ug/L	.25	0.21	83	60-140	
1,2-Dibromoethane (EDB)	ug/L	.25	0.21	85	60-140	

MATRIX SPIKE & MATRIX SPIKE DUPLICATE: 1786777 1786778

Parameter	Units	35277944005 Result	MS Spike Conc.	MSD Spike Conc.	MS Result	MSD Result	MS % Rec	MSD % Rec	% Rec Limits	RPD	Max RPD	Qual
1,2-Dibromo-3-chloropropane	ug/L	0.0048 U	.44	.44	0.49	0.46	111	104	60-140	6	40	
1,2-Dibromoethane (EDB)	ug/L	0.0073 U	.44	.44	0.48	0.47	109	108	60-140	1	40	

Results presented on this page are in the units indicated by the "Units" column except where an alternate unit is presented to the right of the result.

REPORT OF LABORATORY ANALYSIS

This report shall not be reproduced, except in full,
without the written consent of Pace Analytical Services, LLC.

Pace Analytical Services, LLC
8 East Tower Circle
Ormond Beach, FL 32174
(386)672-5668

QUALITY CONTROL DATA

Project: Tomoka Semi-annual LF
Pace Project No.: 35278184

QC Batch: 334262 Analysis Method: EPA 8011
QC Batch Method: EPA 8011 Analysis Description: 8011 EDB DBCP
Associated Lab Samples: 35278184001, 35278184002, 35278184003

METHOD BLANK: 1789750 Matrix: Water
Associated Lab Samples: 35278184001, 35278184002, 35278184003

Parameter	Units	Blank Result	Reporting Limit	MDL	Analyzed	Qualifiers
1,2-Dibromo-3-chloropropane	ug/L	0.0049 U	0.020	0.0049	11/28/16 14:16	
1,2-Dibromoethane (EDB)	ug/L	0.0075 U	0.010	0.0075	11/28/16 14:16	

LABORATORY CONTROL SAMPLE: 1789751

Parameter	Units	Spike Conc.	LCS Result	LCS % Rec	% Rec Limits	Qualifiers
1,2-Dibromo-3-chloropropane	ug/L	.25	0.84	335	60-140	J(L0)
1,2-Dibromoethane (EDB)	ug/L	.25	0.55	221	60-140	J(L0)

MATRIX SPIKE & MATRIX SPIKE DUPLICATE: 1791865 1791866

Parameter	Units	35278217007 Result	MS Spike Conc.	MSD Spike Conc.	MS Result	MSD Result	MS % Rec	MSD % Rec	% Rec Limits	RPD	Max RPD	Qual
1,2-Dibromo-3-chloropropane	ug/L	0.0048 U	.44	.44	1.7	1.7	396	393	60-140	1	40	J(M0)
1,2-Dibromoethane (EDB)	ug/L	0.0073 U	.44	.44	1.4	1.5	325	337	60-140	3	40	J(M0)

Results presented on this page are in the units indicated by the "Units" column except where an alternate unit is presented to the right of the result.

REPORT OF LABORATORY ANALYSIS

This report shall not be reproduced, except in full,
without the written consent of Pace Analytical Services, LLC.

Pace Analytical Services, LLC
8 East Tower Circle
Ormond Beach, FL 32174
(386)672-5668

QUALITY CONTROL DATA

Project: Tomoka Semi-annual LF
Pace Project No.: 35278184

QC Batch: 334448 Analysis Method: SM 2540C
QC Batch Method: SM 2540C Analysis Description: 2540C Total Dissolved Solids
Associated Lab Samples: 35278184001, 35278184002, 35278184003

METHOD BLANK: 1790756 Matrix: Water
Associated Lab Samples: 35278184001, 35278184002, 35278184003

Parameter	Units	Blank Result	Reporting Limit	MDL	Analyzed	Qualifiers
Total Dissolved Solids	mg/L	5.0 U	5.0	5.0	11/23/16 14:37	

LABORATORY CONTROL SAMPLE: 1790757

Parameter	Units	Spike Conc.	LCS Result	LCS % Rec	% Rec Limits	Qualifiers
Total Dissolved Solids	mg/L	300	296	99	90-110	

SAMPLE DUPLICATE: 1790758

Parameter	Units	2046137001 Result	Dup Result	RPD	Max RPD	Qualifiers
Total Dissolved Solids	mg/L	245	253	3	5	

SAMPLE DUPLICATE: 1790759

Parameter	Units	35278183002 Result	Dup Result	RPD	Max RPD	Qualifiers
Total Dissolved Solids	mg/L	509	512	1	5	

Results presented on this page are in the units indicated by the "Units" column except where an alternate unit is presented to the right of the result.

REPORT OF LABORATORY ANALYSIS

This report shall not be reproduced, except in full,
without the written consent of Pace Analytical Services, LLC.

Pace Analytical Services, LLC
8 East Tower Circle
Ormond Beach, FL 32174
(386)672-5668

QUALITY CONTROL DATA

Project: Tomoka Semi-annual LF
Pace Project No.: 35278184

QC Batch: 334551 Analysis Method: SM 2540C
QC Batch Method: SM 2540C Analysis Description: 2540C Total Dissolved Solids
Associated Lab Samples: 35278184004

METHOD BLANK: 1791627 Matrix: Water
Associated Lab Samples: 35278184004

Parameter	Units	Blank Result	Reporting Limit	MDL	Analyzed	Qualifiers
Total Dissolved Solids	mg/L	5.0 U	5.0	5.0	11/23/16 18:10	

LABORATORY CONTROL SAMPLE: 1791628

Parameter	Units	Spike Conc.	LCS Result	LCS % Rec	% Rec Limits	Qualifiers
Total Dissolved Solids	mg/L	300	312	104	90-110	

SAMPLE DUPLICATE: 1791629

Parameter	Units	35278260004 Result	Dup Result	RPD	Max RPD	Qualifiers
Total Dissolved Solids	mg/L	88.0	93.0	6	5	J(D6)

SAMPLE DUPLICATE: 1791630

Parameter	Units	35278430001 Result	Dup Result	RPD	Max RPD	Qualifiers
Total Dissolved Solids	mg/L	552	550	0	5	

Results presented on this page are in the units indicated by the "Units" column except where an alternate unit is presented to the right of the result.

REPORT OF LABORATORY ANALYSIS

This report shall not be reproduced, except in full,
without the written consent of Pace Analytical Services, LLC.

Pace Analytical Services, LLC
8 East Tower Circle
Ormond Beach, FL 32174
(386)672-5668

QUALITY CONTROL DATA

Project: Tomoka Semi-annual LF
Pace Project No.: 35278184

QC Batch: 334579 Analysis Method: EPA 300.0
QC Batch Method: EPA 300.0 Analysis Description: 300.0 IC Anions
Associated Lab Samples: 35278184001, 35278184002, 35278184003, 35278184004

METHOD BLANK: 1791797 Matrix: Water
Associated Lab Samples: 35278184001, 35278184002, 35278184003, 35278184004

Parameter	Units	Blank Result	Reporting Limit	MDL	Analyzed	Qualifiers
Chloride	mg/L	2.5 U	5.0	2.5	11/24/16 08:51	

LABORATORY CONTROL SAMPLE: 1791798

Parameter	Units	Spike Conc.	LCS Result	LCS % Rec	% Rec Limits	Qualifiers
Chloride	mg/L	50	49.2	98	90-110	

MATRIX SPIKE & MATRIX SPIKE DUPLICATE: 1791799 1791800

Parameter	Units	35278208001 Result	MS Spike Conc.	MSD Spike Conc.	MS Result	MSD Result	MS % Rec	MSD % Rec	% Rec Limits	RPD	Max RPD	Qual
Chloride	mg/L	9.4	50	50	59.3	57.8	100	97	90-110	3	20	

MATRIX SPIKE & MATRIX SPIKE DUPLICATE: 1791801 1791802

Parameter	Units	35278208005 Result	MS Spike Conc.	MSD Spike Conc.	MS Result	MSD Result	MS % Rec	MSD % Rec	% Rec Limits	RPD	Max RPD	Qual
Chloride	mg/L	9.2	50	50	58.1	57.9	98	97	90-110	0	20	

Results presented on this page are in the units indicated by the "Units" column except where an alternate unit is presented to the right of the result.

REPORT OF LABORATORY ANALYSIS

This report shall not be reproduced, except in full,
without the written consent of Pace Analytical Services, LLC.

Pace Analytical Services, LLC
8 East Tower Circle
Ormond Beach, FL 32174
(386)672-5668

QUALITY CONTROL DATA

Project: Tomoka Semi-annual LF
Pace Project No.: 35278184

QC Batch: 336126 Analysis Method: EPA 350.1
QC Batch Method: EPA 350.1 Analysis Description: 350.1 Ammonia
Associated Lab Samples: 35278184001, 35278184002, 35278184003, 35278184004

METHOD BLANK: 1800569 Matrix: Water
Associated Lab Samples: 35278184001, 35278184002, 35278184003, 35278184004

Parameter	Units	Blank Result	Reporting Limit	MDL	Analyzed	Qualifiers
Nitrogen, Ammonia	mg/L	0.020 U	0.050	0.020	12/03/16 12:14	

LABORATORY CONTROL SAMPLE: 1800570

Parameter	Units	Spike Conc.	LCS Result	LCS % Rec	% Rec Limits	Qualifiers
Nitrogen, Ammonia	mg/L	1	1.1	108	90-110	

MATRIX SPIKE SAMPLE: 1800572

Parameter	Units	35277637002 Result	Spike Conc.	MS Result	MS % Rec	% Rec Limits	Qualifiers
Nitrogen, Ammonia	mg/L	1.3	1	2.3	104	90-110	

SAMPLE DUPLICATE: 1800571

Parameter	Units	35277637002 Result	Dup Result	RPD	Max RPD	Qualifiers
Nitrogen, Ammonia	mg/L	1.3	1.3	0	20	

Results presented on this page are in the units indicated by the "Units" column except where an alternate unit is presented to the right of the result.

REPORT OF LABORATORY ANALYSIS

This report shall not be reproduced, except in full,
without the written consent of Pace Analytical Services, LLC.

Pace Analytical Services, LLC
8 East Tower Circle
Ormond Beach, FL 32174
(386)672-5668

QUALITY CONTROL DATA

Project: Tomoka Semi-annual LF
Pace Project No.: 35278184

QC Batch: 333629 Analysis Method: EPA 353.2
QC Batch Method: EPA 353.2 Analysis Description: 353.2 Nitrate + Nitrite, Unpres.
Associated Lab Samples: 35278184001, 35278184002, 35278184003, 35278184004

METHOD BLANK: 1786404 Matrix: Water
Associated Lab Samples: 35278184001, 35278184002, 35278184003, 35278184004

Parameter	Units	Blank Result	Reporting Limit	MDL	Analyzed	Qualifiers
Nitrogen, Nitrate	mg/L	0.010 U	0.040	0.010	11/19/16 11:25	

SAMPLE DUPLICATE: 1786406

Parameter	Units	35278164002 Result	Dup Result	RPD	Max RPD	Qualifiers
Nitrogen, Nitrate	mg/L	3.9	3.9	1	20	

SAMPLE DUPLICATE: 1786408

Parameter	Units	35278217001 Result	Dup Result	RPD	Max RPD	Qualifiers
Nitrogen, Nitrate	mg/L	0.010 U	0.010 U		20	

Results presented on this page are in the units indicated by the "Units" column except where an alternate unit is presented to the right of the result.

REPORT OF LABORATORY ANALYSIS

This report shall not be reproduced, except in full,
without the written consent of Pace Analytical Services, LLC.

Pace Analytical Services, LLC
8 East Tower Circle
Ormond Beach, FL 32174
(386)672-5668

QUALIFIERS

Project: Tomoka Semi-annual LF
Pace Project No.: 35278184

DEFINITIONS

DF - Dilution Factor, if reported, represents the factor applied to the reported data due to dilution of the sample aliquot.

ND - Not Detected at or above adjusted reporting limit.

MDL - Adjusted Method Detection Limit.

PQL - Practical Quantitation Limit.

RL - Reporting Limit.

S - Surrogate

1,2-Diphenylhydrazine decomposes to and cannot be separated from Azobenzene using Method 8270. The result for each analyte is a combined concentration.

Consistent with EPA guidelines, unrounded data are displayed and have been used to calculate % recovery and RPD values.

LCS(D) - Laboratory Control Sample (Duplicate)

MS(D) - Matrix Spike (Duplicate)

DUP - Sample Duplicate

RPD - Relative Percent Difference

NC - Not Calculable.

SG - Silica Gel - Clean-Up

U - Indicates the compound was analyzed for, but not detected.

N-Nitrosodiphenylamine decomposes and cannot be separated from Diphenylamine using Method 8270. The result reported for each analyte is a combined concentration.

Pace Analytical is TNI accredited. Contact your Pace PM for the current list of accredited analytes.

TNI - The NELAC Institute.

LABORATORIES

PASI-O	Pace Analytical Services - Ormond Beach

ANALYTE QUALIFIERS

I	The reported value is between the laboratory method detection limit and the laboratory practical quantitation limit.
U	Compound was analyzed for but not detected.
J(D6)	Estimated Value. The relative percent difference (RPD) between the sample and sample duplicate exceeded laboratory control limits.
J(L0)	Estimated Value. Analyte recovery in the laboratory control sample (LCS) was outside QC limits.
J(M0)	Estimated Value. Matrix spike recovery was outside laboratory control limits.
J(M1)	Estimated Value. Matrix spike recovery exceeded QC limits. Batch accepted based on laboratory control sample (LCS) recovery.
J(R1)	Estimated Value. RPD value was outside control limits.
L	Off-scale high. Actual value is known to be greater than value given.
L3	Analyte recovery in the laboratory control sample (LCS) exceeded QC limits. Analyte presence below reporting limits in associated samples.

This report shall not be reproduced, except in full,
without the written consent of Pace Analytical Services, LLC.

Pace Analytical Services, LLC
8 East Tower Circle
Ormond Beach, FL 32174
(386)672-5668

QUALITY CONTROL DATA CROSS REFERENCE TABLE

Project: Tomoka Semi-annual LF
Pace Project No.: 35278184

Lab ID	Sample ID	QC Batch Method	QC Batch	Analytical Method	Analytical Batch
35278184002	**B42-1**				
35278184003	**B36**				
35278184004	**B37-1**				
35278184001	**EQ Blank 11/18/16**	EPA 8011	334262	EPA 8011	334909
35278184002	**B42-1**	EPA 8011	334262	EPA 8011	334909
35278184003	**B36**	EPA 8011	334262	EPA 8011	334909
35278184004	**B37-1**	EPA 8011	333531	EPA 8011	333678
35278184001	**EQ Blank 11/18/16**	EPA 3010	334672	EPA 6010	334704
35278184002	**B42-1**	EPA 3010	334672	EPA 6010	334704
35278184003	**B36**	EPA 3010	334672	EPA 6010	334704
35278184004	**B37-1**	EPA 3010	334672	EPA 6010	334704
35278184001	**EQ Blank 11/18/16**	EPA 3010	334673	EPA 6020	334707
35278184002	**B42-1**	EPA 3010	334673	EPA 6020	334707
35278184003	**B36**	EPA 3010	334673	EPA 6020	334707
35278184004	**B37-1**	EPA 3010	334673	EPA 6020	334707
35278184001	**EQ Blank 11/18/16**	EPA 7470	335294	EPA 7470	335375
35278184002	**B42-1**	EPA 7470	335294	EPA 7470	335375
35278184003	**B36**	EPA 7470	335294	EPA 7470	335375
35278184004	**B37-1**	EPA 7470	335294	EPA 7470	335375
35278184001	**EQ Blank 11/18/16**	EPA 8260	334683		
35278184002	**B42-1**	EPA 8260	334683		
35278184003	**B36**	EPA 8260	334683		
35278184004	**B37-1**	EPA 8260	334683		
35278184005	**TRIP BLANK 11/18/16**	EPA 8260	334683		
35278184001	**EQ Blank 11/18/16**	SM 2540C	334448		
35278184002	**B42-1**	SM 2540C	334448		
35278184003	**B36**	SM 2540C	334448		
35278184004	**B37-1**	SM 2540C	334551		
35278184001	**EQ Blank 11/18/16**	EPA 300.0	334579		
35278184002	**B42-1**	EPA 300.0	334579		
35278184003	**B36**	EPA 300.0	334579		
35278184004	**B37-1**	EPA 300.0	334579		
35278184001	**EQ Blank 11/18/16**	EPA 350.1	336126		
35278184002	**B42-1**	EPA 350.1	336126		
35278184003	**B36**	EPA 350.1	336126		
35278184004	**B37-1**	EPA 350.1	336126		
35278184001	**EQ Blank 11/18/16**	EPA 353.2	333629		
35278184002	**B42-1**	EPA 353.2	333629		
35278184003	**B36**	EPA 353.2	333629		
35278184004	**B37-1**	EPA 353.2	333629		

REPORT OF LABORATORY ANALYSIS

This report shall not be reproduced, except in full,
without the written consent of Pace Analytical Services, LLC.

WO# : 35278184

35278184

Pace Analytical

CHAIN-OF-CUSTO[illegible]

The Chain-of-Custody is a LE[illegible] ly.

VOLUSIA COUNTY SOLID WASTE

Page : 1 Of 1

Section B Required Project Information:		Section C Invoice Information:
[illegible] Solid Waste Management	Report To: Jennifer Stirk	Attention:
[illegible]noka Farms Road	Copy To:	Company Name:
		Address:
[illegible]rg	Purchase Order #:	Pace Quote:
[illegible]7-2952 Fax	Project Name: Tomoka LF Semi-annual MWs	Pace Project Manager: jeff.baylor@pacelabs.com,
	Project #:	Pace Profile #: 1590, Line 1

Regulatory Agency

State / Location

	SAMPLE ID One Character per box. (A-Z, 0-9 / , -) Sample Ids must be unique	MATRIX CODE (see valid codes to left)	SAMPLE TYPE (G=GRAB C=COMP)	COLLECTED START DATE	START TIME	END DATE	END TIME	SAMPLE TEMP AT COLLECTION	# OF CONTAINERS	Unpreserved	H2SO4	HNO3	HCl	NaOH	Na2S2O3	Methanol	Other	Analyses Test Y/N	TDS, NO3, CL	ammonia	Metals by 6010/6020/Hg	EDB 8011	8260 VOCs Full List	Trip Blank DO NOT OPEN -	Residual Chlorine (Y/N)
1	EQ	WT	G			11-18-16	1316		8	3	1	1	3						X	X	X	X	X		
2	B 42-1	↓	↓			↓	1351		↓	↓	↓	↓	↓						↓	↓	↓	↓	↓		
3	B 36	↓	↓			↓	1448		↓	↓	↓	↓	↓						↓	↓	↓	↓	↓		
4	B 37-1	↓	↓			↓	1546		↓	↓	↓	↓	↓						↓	↓	↓	↓	↓		
5	TRIP BLANK	↓	↓			11-18-16			1				1											X	
6																									
7																									
8																									
9																									
10																									
11																									
12																									

ADDITIONAL COMMENTS	RELINQUISHED BY / AFFILIATION	DATE	TIME	ACCEPTED BY / AFFILIATION	DATE	TIME	SAMPLE CONDITIONS			
SAMPLING KIT-EMPTY	7 BO/PACE	11-6-16	1600							
	[signature]	11-18-16	1640	[signature]	11/18/16	1640	2.2	y	N	y
					T269					

SAMPLER NAME AND SIGNATURE

PRINT Name of SAMPLER: MARK GILBERT

SIGNATURE of SAMPLER: [signature]

DATE Signed: 11-18-16

TEMP in C | Received on Ice (Y/N) | Custody Sealed Cooler (Y/N) | Samples Intact (Y/N)

Form FD 9000-24
GROUNDWATER SAMPLING LOG

SITE NAME: VOLUSIA COUNTY SOLID WASTE	SITE LOCATION: TOMOKA LF SEMI	
WELL NO: O	SAMPLE ID: EQ	DATE: 11-18-16

PURGING DATA

WELL DIAMETER (inches):	TUBING DIAMETER (inches):	WELL SCREEN INTERVAL DEPTH: feet to feet	STATIC DEPTH TO WATER (feet):	PURGE PUMP TYPE OR BAILER: PP

WELL VOLUME PURGE: 1 WELL VOLUME = (TOTAL WELL DEPTH – STATIC DEPTH TO WATER) X WELL CAPACITY
(only fill out if applicable)
= (feet – feet) X gallons/foot = gallons

EQUIPMENT VOLUME PURGE: 1 EQUIPMENT VOL. = PUMP VOLUME + (TUBING CAPACITY X TUBING LENGTH) + FLOW CELL VOLUME
(only fill out if applicable)
= gallons + (gallons/foot X feet) + gallons = gallons

INITIAL PUMP OR TUBING DEPTH IN WELL (feet):	FINAL PUMP OR TUBING DEPTH IN WELL (feet):	PURGING INITIATED AT:	PURGING ENDED AT:	TOTAL VOLUME PURGED (gallons):

TIME	VOLUME PURGED (gallons)	CUMUL. VOLUME PURGED (gallons)	PURGE RATE (gpm)	DEPTH TO WATER (feet)	pH (standard units)	TEMP. (°C)	COND. (circle units) µmhos/cm or µS/cm	DISSOLVED OXYGEN (circle units) mg/L or % saturation	TURBIDITY (NTUs)	COLOR (describe)	ODOR (describe)

WELL CAPACITY (Gallons Per Foot): **0.75"** = 0.02; **1"** = 0.04; **1.25"** = 0.06; **2"** = 0.16; **3"** = 0.37; **4"** = 0.65; **5"** = 1.02; **6"** = 1.47; **12"** = 5.88
TUBING INSIDE DIA. CAPACITY (Gal./Ft.): **1/8"** = 0.0006; **3/16"** = 0.0014; **1/4"** = 0.0026; **5/16"** = 0.004; **3/8"** = 0.006; **1/2"** = 0.010; **5/8"** = 0.016

PURGING EQUIPMENT CODES: **B** = Bailer; **BP** = Bladder Pump; **ESP** = Electric Submersible Pump; **PP** = Peristaltic Pump; **O** = Other (Specify)

SAMPLING DATA

SAMPLED BY (PRINT) / AFFILIATION: MARK GILBERT / PACE	SAMPLER(S) SIGNATURE(S):	SAMPLING INITIATED AT:	SAMPLING ENDED AT: 1316
PUMP OR TUBING DEPTH IN WELL (feet):	TUBING MATERIAL CODE: PE, S	FIELD-FILTERED: Y (N) Filtration Equipment Type:	FILTER SIZE: ____ µm
FIELD DECONTAMINATION: PUMP Y (N)	TUBING Y (N) (replaced)	DUPLICATE: Y (N)	

SAMPLE CONTAINER SPECIFICATION				SAMPLE PRESERVATION					
SAMPLE ID CODE	# CONTAINERS	MATERIAL CODE	VOLUME	PRESERVATIVE USED	TOTAL VOL ADDED IN FIELD (mL)	FINAL pH	INTENDED ANALYSIS AND/OR METHOD	SAMPLING EQUIPMENT CODE	SAMPLE PUMP FLOW RATE (mL per minute)
	1	PE	1000	ICE			TDS, NO3, Cl	APP	400
	1	↓	250	HNO3		<2	METALS	↓	↓
	1	↓	250	H2SO4		<2	NH3		
	2	CG	40	ICE			8011		
	3	CG	40	HCL		<2	8260	↓	↓

REMARKS:

MATERIAL CODES: **AG** = Amber Glass; **CG** = Clear Glass; **PE** = Polyethylene; **PP** = Polypropylene; **S** = Silicone; **T** = Teflon; **O** = Other (Specify)

SAMPLING EQUIPMENT CODES: **APP** = After Peristaltic Pump; **B** = Bailer; **BP** = Bladder Pump; **ESP** = Electric Submersible Pump; **RFPP** = Reverse Flow Peristaltic Pump; **SM** = Straw Method (Tubing Gravity Drain); **O** = Other (Specify)

NOTES: 1. The above do not constitute all of the information required by Chapter 62-160, F.A.C.
2. STABILIZATION CRITERIA FOR RANGE OF VARIATION OF LAST THREE CONSECUTIVE READINGS (SEE FS 2212, SECTION 3)

pH: ± 0.2 units **Temperature:** ± 0.2 °C **Specific Conductance:** ± 5% **Dissolved Oxygen:** all readings ≤ 20% saturation (see Table FS 2200-2); optionally, ± 0.2 mg/L or ± 10% (whichever is greater) **Turbidity:** all readings ≤ 20 NTU; optionally ± 5 NTU or ± 10% (whichever is greater)

Form FD 9000-24
GROUNDWATER SAMPLING LOG

SITE NAME:	VOLUSIA County Solid Waste	SITE LOCATION:	Tomoka LF Semi
WELL NO:		SAMPLE ID:	B 42-1
DATE:	11-18-16		

PURGING DATA

WELL DIAMETER (inches):	2	TUBING DIAMETER (inches):	1/4	WELL SCREEN INTERVAL DEPTH: feet to feet	STATIC DEPTH TO WATER (feet):	8.70	PURGE PUMP TYPE OR BAILER:	PP

WELL VOLUME PURGE: 1 WELL VOLUME = (TOTAL WELL DEPTH – STATIC DEPTH TO WATER) X WELL CAPACITY
(only fill out if applicable)
= (32.00 feet – 8.70 feet) X 0.16 gallons/foot = 3.728 gallons

EQUIPMENT VOLUME PURGE: 1 EQUIPMENT VOL. = PUMP VOLUME + (TUBING CAPACITY X TUBING LENGTH) + FLOW CELL VOLUME
(only fill out if applicable)
= gallons + (gallons/foot X feet) + gallons = gallons

INITIAL PUMP OR TUBING DEPTH IN WELL (feet):	11	FINAL PUMP OR TUBING DEPTH IN WELL (feet):	12	PURGING INITIATED AT:	1324	PURGING ENDED AT:	1347	TOTAL VOLUME PURGED (gallons):	5.75

TIME	VOLUME PURGED (gallons)	CUMUL. VOLUME PURGED (gallons)	PURGE RATE (gpm)	DEPTH TO WATER (feet)	pH (standard units)	TEMP. (°C)	COND. (circle units) µmhos/cm or µS/cm	DISSOLVED OXYGEN (circle units) mg/L or % saturation	TURBIDITY (NTUs)	COLOR (describe)	ODOR (describe)
1339	3.75	3.75	0.25	11.25	5.72	22.8	758	0.08	3.05	yellow	sulfur
1343	1.00	4.75	0.25	11.25	5.72	22.8	759	0.07	1.23	↓	↓
1347	1.00	5.75	0.25	11.25	5.72	22.8	756	0.06	1.04	↓	↓

WELL CAPACITY (Gallons Per Foot): **0.75"** = 0.02; **1"** = 0.04; **1.25"** = 0.06; **2"** = 0.16; **3"** = 0.37; **4"** = 0.65; **5"** = 1.02; **6"** = 1.47; **12"** = 5.88
TUBING INSIDE DIA. CAPACITY (Gal./Ft.): **1/8"** = 0.0006; **3/16"** = 0.0014; **1/4"** = 0.0026; **5/16"** = 0.004; **3/8"** = 0.006; **1/2"** = 0.010; **5/8"** = 0.016

PURGING EQUIPMENT CODES: **B** = Bailer; **BP** = Bladder Pump; **ESP** = Electric Submersible Pump; **PP** = Peristaltic Pump; **O** = Other (Specify)

SAMPLING DATA

SAMPLED BY (PRINT) / AFFILIATION:	Mark Gilbert / Pace	SAMPLER(S) SIGNATURE(S):		SAMPLING INITIATED AT:	1347	SAMPLING ENDED AT:	1351
PUMP OR TUBING DEPTH IN WELL (feet):	12	TUBING MATERIAL CODE:	PE, S	FIELD-FILTERED: Y (N) Filtration Equipment Type:		FILTER SIZE: ____ µm	
FIELD DECONTAMINATION: PUMP Y (N)		TUBING (Y) N (replaced)		DUPLICATE: Y (N)			

SAMPLE CONTAINER SPECIFICATION				SAMPLE PRESERVATION					
SAMPLE ID CODE	# CONTAINERS	MATERIAL CODE	VOLUME	PRESERVATIVE USED	TOTAL VOL ADDED IN FIELD (mL)	FINAL pH	INTENDED ANALYSIS AND/OR METHOD	SAMPLING EQUIPMENT CODE	SAMPLE PUMP FLOW RATE (mL per minute)
	1	PE	1000	ICE		5.72	TDS, NO3, Cl	APP	<400
	1	↓	250	HNO3		<2	METALS	↓	
	1	↓	250	H2SO4		<2	NH3		
	2	CG	40	ICE		5.72	8011		
	3	CG	40	HCl		<2	8260		

REMARKS:
ORP -7.7 ORP -10.3 ORP -12.4

MATERIAL CODES: **AG** = Amber Glass; **CG** = Clear Glass; **PE** = Polyethylene; **PP** = Polypropylene; **S** = Silicone; **T** = Teflon; **O** = Other (Specify)

SAMPLING EQUIPMENT CODES: **APP** = After Peristaltic Pump; **B** = Bailer; **BP** = Bladder Pump; **ESP** = Electric Submersible Pump; **RFPP** = Reverse Flow Peristaltic Pump; **SM** = Straw Method (Tubing Gravity Drain); **O** = Other (Specify)

NOTES: 1. **The above do not constitute all of the information required by Chapter 62-160, F.A.C.**
2. STABILIZATION CRITERIA FOR RANGE OF VARIATION OF LAST THREE CONSECUTIVE READINGS (SEE FS 2212, SECTION 3)

pH: ± 0.2 units **Temperature:** ± 0.2 °C **Specific Conductance:** ± 5% **Dissolved Oxygen:** all readings ≤ 20% saturation (see Table FS 2200-2); optionally, ± 0.2 mg/L or ± 10% (whichever is greater) **Turbidity:** all readings ≤ 20 NTU; optionally ± 5 NTU or ± 10% (whichever is greater)

Form FD 9000-24

GROUNDWATER SAMPLING LOG

SITE NAME: VOLUSIA COUNTY SOLID WASTE	SITE LOCATION: TOMOKA LF SEMI	
WELL NO: 2	SAMPLE ID: B36	DATE: 11-18-16

PURGING DATA

WELL DIAMETER (inches): 2	TUBING DIAMETER (inches): 1/4	WELL SCREEN INTERVAL DEPTH: feet to feet	STATIC DEPTH TO WATER (feet): 2.00	PURGE PUMP TYPE OR BAILER: PP

WELL VOLUME PURGE: 1 WELL VOLUME = (TOTAL WELL DEPTH − STATIC DEPTH TO WATER) X WELL CAPACITY (only fill out if applicable)
= (34.20 feet − 2.00 feet) X 0.16 gallons/foot = 5.152 gallons

EQUIPMENT VOLUME PURGE: 1 EQUIPMENT VOL. = PUMP VOLUME + (TUBING CAPACITY X TUBING LENGTH) + FLOW CELL VOLUME (only fill out if applicable)
= gallons + (gallons/foot X feet) + gallons = gallons

INITIAL PUMP OR TUBING DEPTH IN WELL (feet): 5	FINAL PUMP OR TUBING DEPTH IN WELL (feet): 8	PURGING INITIATED AT: 1413	PURGING ENDED AT: 1444	TOTAL VOLUME PURGED (gallons): 7.75

TIME	VOLUME PURGED (gallons)	CUMUL. VOLUME PURGED (gallons)	PURGE RATE (gpm)	DEPTH TO WATER (feet)	pH (standard units)	TEMP. (°C)	COND. (circle units) µmhos/cm or (µS/cm)	DISSOLVED OXYGEN (circle units) (mg/L) or % saturation	TURBIDITY (NTUs)	COLOR (describe)	ODOR (describe)
1434	5.25	5.25	0.25	6.30	6.40	22.9	1955	0.09	1.51	YELLOW	SULFUR
1439	1.25	6.50	0.25	6.34	6.41	22.8	1942	0.07	2.97	↓	↓
1444	1.25	7.75	0.25	6.37	6.41	22.8	1937	0.05	3.50	↓	↓

WELL CAPACITY (Gallons Per Foot): **0.75"** = 0.02; **1"** = 0.04; **1.25"** = 0.06; **2"** = 0.16; **3"** = 0.37; **4"** = 0.65; **5"** = 1.02; **6"** = 1.47; **12"** = 5.88
TUBING INSIDE DIA. CAPACITY (Gal./Ft.): **1/8"** = 0.0006; **3/16"** = 0.0014; **1/4"** = 0.0026; **5/16"** = 0.004; **3/8"** = 0.006; **1/2"** = 0.010; **5/8"** = 0.016

PURGING EQUIPMENT CODES: **B** = Bailer; **BP** = Bladder Pump; **ESP** = Electric Submersible Pump; **PP** = Peristaltic Pump; **O** = Other (Specify)

SAMPLING DATA

SAMPLED BY (PRINT) / AFFILIATION: MARK GILBERT / PACE	SAMPLER(S) SIGNATURE(S):	SAMPLING INITIATED AT: 1444	SAMPLING ENDED AT: 1448
PUMP OR TUBING DEPTH IN WELL (feet): 8	TUBING MATERIAL CODE: PE, S	FIELD-FILTERED: Y (N) Filtration Equipment Type:	FILTER SIZE: ____ µm
FIELD DECONTAMINATION: PUMP Y (N)	TUBING (Y) N (replaced)	DUPLICATE: Y (N)	

SAMPLE CONTAINER SPECIFICATION				SAMPLE PRESERVATION					
SAMPLE ID CODE	# CONTAINERS	MATERIAL CODE	VOLUME	PRESERVATIVE USED	TOTAL VOL ADDED IN FIELD (mL)	FINAL pH	INTENDED ANALYSIS AND/OR METHOD	SAMPLING EQUIPMENT CODE	SAMPLE PUMP FLOW RATE (mL per minute)
	1	PE	1000	ICE		6.41	TDS, NO3, CL	APP	<400
	1	↓	250	HNO3		<2	METALS	↓	↓
	1	↓	250	H2SO4		<2	NH3		
	2	CG	40	ICE		6.41	BOD		
	3	CG	40	HCL		<2	VOC		

REMARKS: ORP -35.5 ORP -38.2 ORP -40.6

MATERIAL CODES: **AG** = Amber Glass; **CG** = Clear Glass; **PE** = Polyethylene; **PP** = Polypropylene; **S** = Silicone; **T** = Teflon; **O** = Other (Specify)

SAMPLING EQUIPMENT CODES: **APP** = After Peristaltic Pump; **B** = Bailer; **BP** = Bladder Pump; **ESP** = Electric Submersible Pump; **RFPP** = Reverse Flow Peristaltic Pump; **SM** = Straw Method (Tubing Gravity Drain); **O** = Other (Specify)

NOTES: 1. **The above do not constitute all of the information required by Chapter 62-160, F.A.C.**
2. STABILIZATION CRITERIA FOR RANGE OF VARIATION OF LAST THREE CONSECUTIVE READINGS (SEE FS 2212, SECTION 3)

pH: ± 0.2 units **Temperature:** ± 0.2 °C **Specific Conductance:** ± 5% **Dissolved Oxygen:** all readings ≤ 20% saturation (see Table FS 2200-2); optionally, ± 0.2 mg/L or ± 10% (whichever is greater) **Turbidity:** all readings ≤ 20 NTU; optionally ± 5 NTU or ± 10% (whichever is greater)

Form FD 9000-24

GROUNDWATER SAMPLING LOG

SITE NAME: VOLUSIA COUNTY SOLID WASTE	SITE LOCATION: TOMOKA LF SEMI	
WELL NO: 3	SAMPLE ID: B 37-1	DATE: 11-18-16

PURGING DATA

WELL DIAMETER (inches): 2	TUBING DIAMETER (inches): 1/4	WELL SCREEN INTERVAL DEPTH: feet to feet	STATIC DEPTH TO WATER (feet): 1.95	PURGE PUMP TYPE OR BAILER: PP

WELL VOLUME PURGE: 1 WELL VOLUME = (TOTAL WELL DEPTH – STATIC DEPTH TO WATER) X WELL CAPACITY (only fill out if applicable)

= (37.60 feet – 1.95 feet) X 0.16 gallons/foot = 5.704 gallons

EQUIPMENT VOLUME PURGE: 1 EQUIPMENT VOL. = PUMP VOLUME + (TUBING CAPACITY X TUBING LENGTH) + FLOW CELL VOLUME (only fill out if applicable)

= gallons + (gallons/foot X feet) + gallons = gallons

INITIAL PUMP OR TUBING DEPTH IN WELL (feet): 5	FINAL PUMP OR TUBING DEPTH IN WELL (feet): 5	PURGING INITIATED AT: 1507	PURGING ENDED AT: 1542	TOTAL VOLUME PURGED (gallons): 8.75

TIME	VOLUME PURGED (gallons)	CUMUL. VOLUME PURGED (gallons)	PURGE RATE (gpm)	DEPTH TO WATER (feet)	pH (standard units)	TEMP. (°C)	COND. (circle units) µmhos/cm or (µS/cm)	DISSOLVED OXYGEN (circle units) mg/L or % saturation	TURBIDITY (NTUs)	COLOR (describe)	ODOR (describe)
1530	5.75	5.75	0.25	3.30	6.31	23.3	2602	0.09	1.69	Yellow	SULFUR
1536	1.50	7.25	0.25	3.30	6.31	23.3	2609	0.07	1.25	↓	↓
1542	1.50	8.75	0.25	3.30	6.31	23.2	2604	0.06	1.01	↓	↓

WELL CAPACITY (Gallons Per Foot): **0.75"** = 0.02; **1"** = 0.04; **1.25"** = 0.06; **2"** = 0.16; **3"** = 0.37; **4"** = 0.65; **5"** = 1.02; **6"** = 1.47; **12"** = 5.88
TUBING INSIDE DIA. CAPACITY (Gal./Ft.): **1/8"** = 0.0006; **3/16"** = 0.0014; **1/4"** = 0.0026; **5/16"** = 0.004; **3/8"** = 0.006; **1/2"** = 0.010; **5/8"** = 0.016

PURGING EQUIPMENT CODES: **B** = Bailer; **BP** = Bladder Pump; **ESP** = Electric Submersible Pump; **PP** = Peristaltic Pump; **O** = Other (Specify)

SAMPLING DATA

SAMPLED BY (PRINT) / AFFILIATION: MARK GILBERT / PACE	SAMPLER(S) SIGNATURE(S):	SAMPLING INITIATED AT: 1542	SAMPLING ENDED AT: 1546
PUMP OR TUBING DEPTH IN WELL (feet): 5	TUBING MATERIAL CODE: PE, S	FIELD-FILTERED: Y (N) Filtration Equipment Type:	FILTER SIZE: ____ µm
FIELD DECONTAMINATION: PUMP Y (N)	TUBING (Y) N (replaced)	DUPLICATE: Y (N)	

SAMPLE CONTAINER SPECIFICATION				SAMPLE PRESERVATION					
SAMPLE ID CODE	# CONTAINERS	MATERIAL CODE	VOLUME	PRESERVATIVE USED	TOTAL VOL ADDED IN FIELD (mL)	FINAL pH	INTENDED ANALYSIS AND/OR METHOD	SAMPLING EQUIPMENT CODE	SAMPLE PUMP FLOW RATE (mL per minute)
	1	PE	1000	ICE		6.31	TDS, NO3, Cl	APP	<400
	1	↓	250	HNO3		<2	METALS	↓	↓
	1	↓	250	H2SO4		<2	NH3		
	2	CG	40	ICE		6.31	9011		
	3	CG	40	HCL		<2	9060		

REMARKS: ORP -71.4 ORP -76.4 ORP -79.7

MATERIAL CODES: **AG** = Amber Glass; **CG** = Clear Glass; **PE** = Polyethylene; **PP** = Polypropylene; **S** = Silicone; **T** = Teflon; **O** = Other (Specify)

SAMPLING EQUIPMENT CODES: **APP** = After Peristaltic Pump; **B** = Bailer; **BP** = Bladder Pump; **ESP** = Electric Submersible Pump; **RFPP** = Reverse Flow Peristaltic Pump; **SM** = Straw Method (Tubing Gravity Drain); **O** = Other (Specify)

NOTES: 1. **The above do not constitute all of the information required by Chapter 62-160, F.A.C.**

2. STABILIZATION CRITERIA FOR RANGE OF VARIATION OF LAST THREE CONSECUTIVE READINGS (SEE FS 2212, SECTION 3)

pH: ± 0.2 units **Temperature:** ± 0.2 °C **Specific Conductance:** ± 5% **Dissolved Oxygen:** all readings ≤ 20% saturation (see Table FS 2200-2); optionally, ± 0.2 mg/L or ± 10% (whichever is greater) **Turbidity:** all readings ≤ 20 NTU; optionally ± 5 NTU or ± 10% (whichever is greater)

Pace Analytical Florida Laboratory	Document Name: Sample Condition Upon Receipt Form Document No.:	Document Revised: August 10, 2016 Issuing Authority: Pace Florida Quality Office

WO#: 35278184

PM: JSB Due Date: 11/30/16

CLIENT: VOLDPW

Projec
Project Manag
Clien

Date and Initials of person:
Examining contents: 11/10/16
Label:
Deliver:
pH:

Thermometer Used: T269 Date: 11/10/16 Time: 1640 Initials:

Samples shorted to lab (If Yes, complete) Shorted Date: Shorted Time: Qty:

Cooler #1 Temp.°C 2.0 (Visual) +0.2 (Correction Factor) 2.2 (Actual) ☐ Samples on ice, cooling process has begun

Cooler #2 Temp.°C (Visual) (Correction Factor) (Actual) ☐ Samples on ice, cooling process has begun

Cooler #3 Temp.°C (Visual) (Correction Factor) (Actual) ☐ Samples on ice, cooling process has begun

Cooler #4 Temp.°C (Visual) (Correction Factor) (Actual) ☐ Samples on ice, cooling process has begun

Cooler #5 Temp.°C (Visual) (Correction Factor) (Actual) ☐ Samples on ice, cooling process has begun

Cooler #6 Temp.°C (Visual) (Correction Factor) (Actual) ☐ Samples on ice, cooling process has begun

Courier: ☐ Fed Ex ☐ UPS ☐ USPS ☐ Client ☐ Commercial ☑ Pace ☐ Other

Shipping Method: ☐ First Overnight ☐ Priority Overnight ☐ Standard Overnight ☐ Ground ☐ Other

Billing: ☐ Recipient ☐ Sender ☐ Third Party ☐ Unknown

Tracking #

Custody Seal on Cooler/Box Present: ☐ Yes ☑ No **Seals intact:** ☐ Yes ☑ No **Ice:** (Wet) Blue None

Packing Material: ☐ Bubble Wrap ☑ Bubble Bags ☐ None ☐ Other

		Comments:
Chain of Custody Present	☑Yes ☐ No ☐N/A	
Chain of Custody Filled Out	☑Yes ☐ No ☐N/A	
Relinquished Signature & Sampler Name COC	☑Yes ☐ No ☐N/A	
Samples Arrived within Hold Time	☑Yes ☐ No ☐N/A	
Rush TAT requested on COC	☐Yes ☑ No ☐N/A	
Sufficient Volume	☑Yes ☐ No ☐N/A	
Correct Containers Used	☑Yes ☐ No ☐N/A	
Containers Intact	☑Yes ☐ No ☐N/A	
Sample Labels match COC (sample IDs & date/time of collection)	☑Yes ☐ No ☐N/A	
All containers needing acid/base preservation have been checked. All Containers needing preservation are found to be in compliance with EPA recommendation: Exceptions: VOA, Coliform, TOC, O&G, Carbamates	☑Yes ☐ No ☐N/A ☑Yes ☐ No ☐N/A	Preservation Information: Preservative: Lot #/Trace #: Date: Time: Initials:
Headspace in VOA Vials? (>6mm):	☐Yes ☐ No ☑N/A	
Trip Blank Present:	☐Yes ☐ No ☑N/A	

Client Notification/ Resolution:

Person Contacted: Date/Time:

Comments/ Resolution (use back for additional comments):

Project Manager Review: Date:

Pace Analytical Services, LLC
8 East Tower Circle
Ormond Beach, FL 32174
(386)672-5668

December 06, 2016

Ms. Jennifer Stirk
Volusia County Solid Waste Management
1990 Tomoka Farms Road
Port Orange, FL 32128

RE: Project: Tomoka LF Semi Annual MWs
Pace Project No.: 35278600

Dear Ms. Stirk:
Enclosed are the analytical results for sample(s) received by the laboratory on November 21, 2016. The results relate only to the samples included in this report. Results reported herein conform to the most current, applicable TNI/NELAC standards and the laboratory's Quality Assurance Manual, where applicable, unless otherwise noted in the body of the report.

If you have any questions concerning this report, please feel free to contact me.

Sincerely,

Jeff Baylor
jeff.baylor@pacelabs.com
Project Manager

Enclosures

cc: John Catches, HDR Engineering, Inc.
Handi Wang, Volusia County Solid Waste Man

This report shall not be reproduced, except in full,
without the written consent of Pace Analytical Services, LLC.

Pace Analytical Services, LLC
8 East Tower Circle
Ormond Beach, FL 32174
(386)672-5668

CERTIFICATIONS

Project: Tomoka LF Semi Annual MWs
Pace Project No.: 35278600

Ormond Beach Certification IDs

8 East Tower Circle, Ormond Beach, FL 32174
Alabama Certification #: 41320
Connecticut Certification #: PH-0216
Delaware Certification: FL NELAC Reciprocity
Florida Certification #: E83079
Georgia Certification #: 955
Guam Certification: FL NELAC Reciprocity
Hawaii Certification: FL NELAC Reciprocity
Illinois Certification #: 200068
Indiana Certification: FL NELAC Reciprocity
Kansas Certification #: E-10383
Louisiana Certification #: FL NELAC Reciprocity
Louisiana Environmental Certificate #: 05007
Maryland Certification: #346
Michigan Certification #: 9911
Mississippi Certification: FL NELAC Reciprocity
Missouri Certification #: 236
Montana Certification #: Cert 0074
Nebraska Certification: NE-OS-28-14
Nevada Certification: FL NELAC Reciprocity
New York Certification #: 11608
North Carolina Environmental Certificate #: 667
North Carolina Certification #: 12710
Oklahoma Certification #: D9947
Pennsylvania Certification #: 68-00547
Puerto Rico Certification #: FL01264
South Carolina Certification: #96042001
Tennessee Certification #: TN02974
Texas Certification: FL NELAC Reciprocity
US Virgin Islands Certification: FL NELAC Reciprocity
Virginia Environmental Certification #: 460165
Wyoming Certification: FL NELAC Reciprocity
West Virginia Certification #: 9962C
Wisconsin Certification #: 399079670
Wyoming (EPA Region 8): FL NELAC Reciprocity

This report shall not be reproduced, except in full,
without the written consent of Pace Analytical Services, LLC.

Pace Analytical Services, LLC
8 East Tower Circle
Ormond Beach, FL 32174
(386)672-5668

SAMPLE SUMMARY

Project: Tomoka LF Semi Annual MWs
Pace Project No.: 35278600

Lab ID	Sample ID	Matrix	Date Collected	Date Received
35278600001	**EQ Blank 11/21/16**	Water	11/21/16 11:20	11/21/16 15:05
35278600002	**B37-2 Dup**	Water	11/21/16 11:45	11/21/16 15:05
35278600003	**B37-2**	Water	11/21/16 11:45	11/21/16 15:05
35278600004	**B64**	Water	11/21/16 12:20	11/21/16 15:05
35278600005	**B38-1**	Water	11/21/16 13:10	11/21/16 15:05
35278600006	**B38-2**	Water	11/21/16 13:33	11/21/16 15:05
35278600007	**B39**	Water	11/21/16 14:00	11/21/16 15:05
35278600008	**TRIP BLANK 11/21/16**	Water	11/21/16 00:00	11/21/16 15:05

This report shall not be reproduced, except in full,
without the written consent of Pace Analytical Services, LLC.

Pace Analytical Services, LLC
8 East Tower Circle
Ormond Beach, FL 32174
(386)672-5668

SAMPLE ANALYTE COUNT

Project: Tomoka LF Semi Annual MWs
Pace Project No.: 35278600

Lab ID	Sample ID	Method	Analysts	Analytes Reported	Laboratory
35278600001	**EQ Blank 11/21/16**	EPA 8011	SMH	2	PASI-O
		EPA 6010	RVK	15	PASI-O
		EPA 6020	DRS	2	PASI-O
		EPA 7470	RVK	1	PASI-O
		EPA 8260	SK1	48	PASI-O
		SM 2540C	ALD	1	PASI-O
		EPA 300.0	CMB	1	PASI-O
		EPA 350.1	JAM	1	PASI-O
		EPA 353.2	JAM	1	PASI-O
35278600002	**B37-2 Dup**	EPA 8011	SMH	2	PASI-O
		EPA 6010	RVK	15	PASI-O
		EPA 6020	DRS	2	PASI-O
		EPA 7470	RVK	1	PASI-O
		EPA 8260	SK1	48	PASI-O
		SM 2540C	TDH	1	PASI-O
		EPA 300.0	CMB	1	PASI-O
		EPA 350.1	JAM	1	PASI-O
		EPA 353.2	JAM	1	PASI-O
35278600003	**B37-2**	EPA 8011	SMH	2	PASI-O
		EPA 6010	RVK	15	PASI-O
		EPA 6020	DRS	2	PASI-O
		EPA 7470	RVK	1	PASI-O
		EPA 8260	SK1	48	PASI-O
		SM 2540C	TDH	1	PASI-O
		EPA 300.0	CMB	1	PASI-O
		EPA 350.1	JAM	1	PASI-O
		EPA 353.2	JAM	1	PASI-O
35278600004	**B64**	EPA 8011	SMH	2	PASI-O
		EPA 6010	RVK	15	PASI-O
		EPA 6020	DRS	2	PASI-O
		EPA 7470	RVK	1	PASI-O
		EPA 8260	SK1	48	PASI-O
		SM 2540C	TDH	1	PASI-O
		EPA 300.0	CMB	1	PASI-O
		EPA 350.1	JAM	1	PASI-O
		EPA 353.2	JAM	1	PASI-O
35278600005	**B38-1**	EPA 8011	SMH	2	PASI-O

This report shall not be reproduced, except in full,
without the written consent of Pace Analytical Services, LLC.

Pace Analytical Services, LLC
8 East Tower Circle
Ormond Beach, FL 32174
(386)672-5668

SAMPLE ANALYTE COUNT

Project: Tomoka LF Semi Annual MWs
Pace Project No.: 35278600

Lab ID	Sample ID	Method	Analysts	Analytes Reported	Laboratory
		EPA 6010	RVK	15	PASI-O
		EPA 6020	DRS	2	PASI-O
		EPA 7470	RVK	1	PASI-O
		EPA 8260	SK1	48	PASI-O
		SM 2540C	TDH	1	PASI-O
		EPA 300.0	CMB	1	PASI-O
		EPA 350.1	JAM	1	PASI-O
		EPA 353.2	JAM	1	PASI-O
35278600006	**B38-2**	EPA 8011	SMH	2	PASI-O
		EPA 6010	RVK	15	PASI-O
		EPA 6020	DRS	2	PASI-O
		EPA 7470	RVK	1	PASI-O
		EPA 8260	SK1	48	PASI-O
		SM 2540C	TDH	1	PASI-O
		EPA 300.0	CMB	1	PASI-O
		EPA 350.1	JAM	1	PASI-O
		EPA 353.2	JAM	1	PASI-O
35278600007	**B39**	EPA 8011	SMH	2	PASI-O
		EPA 6010	RVK	15	PASI-O
		EPA 6020	DRS	2	PASI-O
		EPA 7470	RVK	1	PASI-O
		EPA 8260	SK1	48	PASI-O
		SM 2540C	TDH	1	PASI-O
		EPA 300.0	CMB	1	PASI-O
		EPA 350.1	JAM	1	PASI-O
		EPA 353.2	JAM	1	PASI-O
35278600008	**TRIP BLANK 11/21/16**	EPA 8260	SK1	50	PASI-O

This report shall not be reproduced, except in full,
without the written consent of Pace Analytical Services, LLC.

Pace Analytical Services, LLC
8 East Tower Circle
Ormond Beach, FL 32174
(386)672-5668

SUMMARY OF DETECTION

Project: Tomoka LF Semi Annual MWs
Pace Project No.: 35278600

Lab Sample ID / Method	Client Sample ID / Parameters	Result	Units	Report Limit	Analyzed	Qualifiers
35278600001	**EQ Blank 11/21/16**					
EPA 353.2	Nitrogen, Nitrate	0.017 I	mg/L	0.040	11/22/16 12:08	
35278600002	**B37-2 Dup**					
	Field pH	5.80	Std. Units		11/21/16 11:45	
	Field Temperature	23.45	deg C		11/21/16 11:45	
	Appearance	Color: yellow, Sheen: none			11/21/16 11:45	
	Field Specific Conductance	419	umhos/cm		11/21/16 11:45	
	Oxygen, Dissolved	0.19	mg/L		11/21/16 11:45	
	Turbidity	7.71	NTU		11/21/16 11:45	
	Water Level(NGVD)	27.31	feet		11/21/16 11:45	
EPA 6010	Barium	23.5	ug/L	10.0	12/02/16 12:21	
EPA 6010	Cadmium	0.66 I	ug/L	1.0	12/02/16 12:21	
EPA 6010	Iron	10500	ug/L	40.0	12/02/16 12:21	
EPA 6010	Sodium	30.4	mg/L	1.0	12/02/16 12:21	
SM 2540C	Total Dissolved Solids	250	mg/L	5.0	11/28/16 10:50	
EPA 300.0	Chloride	34.4	mg/L	5.0	11/26/16 19:04	
EPA 350.1	Nitrogen, Ammonia	0.30	mg/L	0.050	12/05/16 17:19	
EPA 353.2	Nitrogen, Nitrate	0.011 I	mg/L	0.040	11/22/16 12:13	
35278600003	**B37-2**					
	Field pH	5.80	Std. Units		11/21/16 11:45	
	Field Temperature	23.45	deg C		11/21/16 11:45	
	Appearance	Color: yellow, Sheen: none			11/21/16 11:45	
	Field Specific Conductance	419	umhos/cm		11/21/16 11:45	
	Oxygen, Dissolved	0.19	mg/L		11/21/16 11:45	
	Turbidity	7.71	NTU		11/21/16 11:45	
	Water Level(NGVD)	27.31	feet		11/21/16 11:45	
EPA 6010	Barium	24.0	ug/L	10.0	12/02/16 12:25	
EPA 6010	Iron	10700	ug/L	40.0	12/02/16 12:25	
EPA 6010	Sodium	30.2	mg/L	1.0	12/02/16 12:25	
SM 2540C	Total Dissolved Solids	265	mg/L	5.0	11/28/16 10:50	
EPA 300.0	Chloride	34.1	mg/L	5.0	11/26/16 19:24	
EPA 350.1	Nitrogen, Ammonia	0.31	mg/L	0.050	12/05/16 17:21	
EPA 353.2	Nitrogen, Nitrate	0.017 I	mg/L	0.040	11/22/16 12:15	
35278600004	**B64**					
	Field pH	6.43	Std. Units		11/21/16 12:20	
	Field Temperature	22.80	deg C		11/21/16 12:20	
	Appearance	Color: yellow, Sheen: none			11/21/16 12:20	
	Field Specific Conductance	758	umhos/cm		11/21/16 12:20	
	Oxygen, Dissolved	0.19	mg/L		11/21/16 12:20	

This report shall not be reproduced, except in full,
without the written consent of Pace Analytical Services, LLC.

Pace Analytical Services, LLC
8 East Tower Circle
Ormond Beach, FL 32174
(386)672-5668

SUMMARY OF DETECTION

Project: Tomoka LF Semi Annual MWs
Pace Project No.: 35278600

Lab Sample ID / Method	Client Sample ID / Parameters	Result	Units	Report Limit	Analyzed	Qualifiers
35278600004	**B64**					
	Turbidity	4.84	NTU		11/21/16 12:20	
	Water Level(NGVD)	26.06	feet		11/21/16 12:20	
EPA 6010	Barium	70.0	ug/L	10.0	12/02/16 12:29	
EPA 6010	Cadmium	0.54 I	ug/L	1.0	12/02/16 12:29	
EPA 6010	Copper	3.7 I	ug/L	5.0	12/02/16 12:29	
EPA 6010	Iron	30800	ug/L	40.0	12/02/16 12:29	
EPA 6010	Sodium	41.3	mg/L	1.0	12/02/16 12:29	
SM 2540C	Total Dissolved Solids	455	mg/L	5.0	11/28/16 10:51	
EPA 300.0	Chloride	51.6	mg/L	10.0	11/26/16 19:43	
EPA 350.1	Nitrogen, Ammonia	0.75	mg/L	0.050	12/05/16 17:23	
EPA 353.2	Nitrogen, Nitrate	0.023 I	mg/L	0.040	11/22/16 12:16	
35278600005	**B38-1**					
	Field pH	5.26	Std. Units		11/21/16 13:10	
	Field Temperature	22.65	deg C		11/21/16 13:10	
	Appearance	Color: none, Sheen: none			11/21/16 13:10	
	Field Specific Conductance	375	umhos/cm		11/21/16 13:10	
	Oxygen, Dissolved	0.27	mg/L		11/21/16 13:10	
	Turbidity	0.45	NTU		11/21/16 13:10	
	Water Level(NGVD)	24.14	feet		11/21/16 13:10	
EPA 6010	Barium	104	ug/L	10.0	12/02/16 12:33	
EPA 6010	Iron	22600	ug/L	40.0	12/02/16 12:33	J(M1)
EPA 6010	Sodium	30.3	mg/L	1.0	12/02/16 12:33	
SM 2540C	Total Dissolved Solids	207	mg/L	5.0	11/28/16 10:51	
EPA 300.0	Chloride	69.0	mg/L	5.0	11/26/16 20:03	
EPA 350.1	Nitrogen, Ammonia	0.083	mg/L	0.050	12/05/16 17:24	
EPA 353.2	Nitrogen, Nitrate	0.044	mg/L	0.040	11/22/16 12:17	
35278600006	**B38-2**					
	Field pH	5.88	Std. Units		11/21/16 13:33	
	Field Temperature	22.52	deg C		11/21/16 13:33	
	Appearance	Color: yellow, Sheen: none			11/21/16 13:33	
	Field Specific Conductance	511	umhos/cm		11/21/16 13:33	
	Oxygen, Dissolved	0.24	mg/L		11/21/16 13:33	
	Turbidity	3.32	NTU		11/21/16 13:33	
	Water Level(NGVD)	26.32	feet		11/21/16 13:33	
EPA 6010	Barium	30.2	ug/L	10.0	12/02/16 12:57	
EPA 6010	Iron	5040	ug/L	40.0	12/02/16 12:57	
EPA 6010	Sodium	38.9	mg/L	1.0	12/02/16 12:57	
SM 2540C	Total Dissolved Solids	347	mg/L	5.0	11/28/16 10:51	
EPA 300.0	Chloride	51.7	mg/L	5.0	11/26/16 21:40	J(M1)
EPA 350.1	Nitrogen, Ammonia	1.2	mg/L	0.050	12/05/16 17:26	

REPORT OF LABORATORY ANALYSIS

This report shall not be reproduced, except in full,
without the written consent of Pace Analytical Services, LLC.

Pace Analytical Services, LLC
8 East Tower Circle
Ormond Beach, FL 32174
(386)672-5668

SUMMARY OF DETECTION

Project: Tomoka LF Semi Annual MWs
Pace Project No.: 35278600

Lab Sample ID / Method	Client Sample ID / Parameters	Result	Units	Report Limit	Analyzed	Qualifiers
35278600007	**B39**					
	Field pH	5.08	Std. Units		11/21/16 14:00	
	Field Temperature	23.87	deg C		11/21/16 14:00	
	Appearance	Color: yellow, Sheen: none			11/21/16 14:00	
	Field Specific Conductance	181	umhos/cm		11/21/16 14:00	
	Oxygen, Dissolved	0.35	mg/L		11/21/16 14:00	
	REDOX	125.7	mV		11/21/16 14:00	
	Turbidity	19.48	NTU		11/21/16 14:00	
	Water Level(NGVD)	23.01	feet		11/21/16 14:00	
EPA 6010	Arsenic	21.4	ug/L	10.0	12/02/16 13:01	
EPA 6010	Barium	26.3	ug/L	10.0	12/02/16 13:01	
EPA 6010	Chromium	11.0	ug/L	5.0	12/02/16 13:01	
EPA 6010	Iron	10900	ug/L	40.0	12/02/16 13:01	
EPA 6010	Sodium	16.5	mg/L	1.0	12/02/16 13:01	
EPA 6010	Vanadium	47.0	ug/L	10.0	12/02/16 13:01	
SM 2540C	Total Dissolved Solids	194	mg/L	5.0	11/28/16 10:52	
EPA 300.0	Chloride	21.9	mg/L	5.0	11/26/16 22:38	
EPA 350.1	Nitrogen, Ammonia	0.91	mg/L	0.050	12/05/16 17:28	
EPA 353.2	Nitrogen, Nitrate	0.018 I	mg/L	0.040	11/22/16 12:20	

This report shall not be reproduced, except in full,
without the written consent of Pace Analytical Services, LLC.

Pace Analytical Services, LLC
8 East Tower Circle
Ormond Beach, FL 32174
(386)672-5668

ANALYTICAL RESULTS

Project: Tomoka LF Semi Annual MWs
Pace Project No.: 35278600

Sample: EQ Blank 11/21/16 **Lab ID: 35278600001** Collected: 11/21/16 11:20 Received: 11/21/16 15:05 Matrix: Water

Parameters	Results	Units	PQL	MDL	DF	Prepared	Analyzed	CAS No.	Qual
8011 GCS EDB and DBCP	Analytical Method: EPA 8011 Preparation Method: EPA 8011								
1,2-Dibromo-3-chloropropane	**0.0047 U**	ug/L	0.019	0.0047	1	11/28/16 06:30	11/28/16 22:38	96-12-8	J(M0), L3
1,2-Dibromoethane (EDB)	**0.0072 U**	ug/L	0.0096	0.0072	1	11/28/16 06:30	11/28/16 22:38	106-93-4	J(M0), L3
6010 MET ICP	Analytical Method: EPA 6010 Preparation Method: EPA 3010								
Arsenic	**5.0 U**	ug/L	10.0	5.0	1	11/30/16 19:47	12/02/16 12:17	7440-38-2	
Barium	**5.0 U**	ug/L	10.0	5.0	1	11/30/16 19:47	12/02/16 12:17	7440-39-3	
Beryllium	**0.50 U**	ug/L	1.0	0.50	1	11/30/16 19:47	12/02/16 12:17	7440-41-7	
Cadmium	**0.50 U**	ug/L	1.0	0.50	1	11/30/16 19:47	12/02/16 12:17	7440-43-9	
Chromium	**2.5 U**	ug/L	5.0	2.5	1	11/30/16 19:47	12/02/16 12:17	7440-47-3	
Cobalt	**5.0 U**	ug/L	10.0	5.0	1	11/30/16 19:47	12/02/16 12:17	7440-48-4	
Copper	**2.5 U**	ug/L	5.0	2.5	1	11/30/16 19:47	12/02/16 12:17	7440-50-8	
Iron	**20.0 U**	ug/L	40.0	20.0	1	11/30/16 19:47	12/02/16 12:17	7439-89-6	
Lead	**5.0 U**	ug/L	10.0	5.0	1	11/30/16 19:47	12/02/16 12:17	7439-92-1	
Nickel	**2.5 U**	ug/L	5.0	2.5	1	11/30/16 19:47	12/02/16 12:17	7440-02-0	
Selenium	**7.5 U**	ug/L	15.0	7.5	1	11/30/16 19:47	12/02/16 12:17	7782-49-2	
Silver	**2.5 U**	ug/L	5.0	2.5	1	11/30/16 19:47	12/02/16 12:17	7440-22-4	
Sodium	**0.50 U**	mg/L	1.0	0.50	1	11/30/16 19:47	12/02/16 12:17	7440-23-5	
Vanadium	**5.0 U**	ug/L	10.0	5.0	1	11/30/16 19:47	12/02/16 12:17	7440-62-2	
Zinc	**10.0 U**	ug/L	20.0	10.0	1	11/30/16 19:47	12/02/16 12:17	7440-66-6	
6020 MET ICPMS	Analytical Method: EPA 6020 Preparation Method: EPA 3010								
Antimony	**0.50 U**	ug/L	1.0	0.50	1	11/30/16 19:47	12/02/16 13:34	7440-36-0	
Thallium	**0.50 U**	ug/L	1.0	0.50	1	11/30/16 19:47	12/02/16 13:34	7440-28-0	
7470 Mercury	Analytical Method: EPA 7470 Preparation Method: EPA 7470								
Mercury	**0.10 U**	ug/L	0.20	0.10	1	11/30/16 07:30	12/01/16 13:51	7439-97-6	
8260 MSV	Analytical Method: EPA 8260								
Acetone	**10.0 U**	ug/L	20.0	10.0	1		11/28/16 18:20	67-64-1	
Acrylonitrile	**5.0 U**	ug/L	10.0	5.0	1		11/28/16 18:20	107-13-1	
Benzene	**0.10 U**	ug/L	1.0	0.10	1		11/28/16 18:20	71-43-2	
Bromochloromethane	**0.50 U**	ug/L	1.0	0.50	1		11/28/16 18:20	74-97-5	
Bromodichloromethane	**0.27 U**	ug/L	0.60	0.27	1		11/28/16 18:20	75-27-4	
Bromoform	**0.50 U**	ug/L	1.0	0.50	1		11/28/16 18:20	75-25-2	
Bromomethane	**0.50 U**	ug/L	5.0	0.50	1		11/28/16 18:20	74-83-9	
2-Butanone (MEK)	**5.0 U**	ug/L	10.0	5.0	1		11/28/16 18:20	78-93-3	
Carbon disulfide	**5.0 U**	ug/L	10.0	5.0	1		11/28/16 18:20	75-15-0	
Carbon tetrachloride	**0.50 U**	ug/L	1.0	0.50	1		11/28/16 18:20	56-23-5	
Chlorobenzene	**0.50 U**	ug/L	1.0	0.50	1		11/28/16 18:20	108-90-7	
Chloroethane	**0.50 U**	ug/L	10.0	0.50	1		11/28/16 18:20	75-00-3	
Chloroform	**0.50 U**	ug/L	1.0	0.50	1		11/28/16 18:20	67-66-3	
Chloromethane	**0.62 U**	ug/L	1.0	0.62	1		11/28/16 18:20	74-87-3	
Dibromochloromethane	**0.26 U**	ug/L	0.50	0.26	1		11/28/16 18:20	124-48-1	
Dibromomethane	**0.50 U**	ug/L	1.0	0.50	1		11/28/16 18:20	74-95-3	

REPORT OF LABORATORY ANALYSIS

This report shall not be reproduced, except in full,
without the written consent of Pace Analytical Services, LLC.

Pace Analytical Services, LLC
8 East Tower Circle
Ormond Beach, FL 32174
(386)672-5668

ANALYTICAL RESULTS

Project: Tomoka LF Semi Annual MWs
Pace Project No.: 35278600

Sample: EQ Blank 11/21/16 **Lab ID: 35278600001** Collected: 11/21/16 11:20 Received: 11/21/16 15:05 Matrix: Water

Parameters	Results	Units	PQL	MDL	DF	Prepared	Analyzed	CAS No.	Qual
8260 MSV	Analytical Method: EPA 8260								
1,2-Dichlorobenzene	**0.50 U**	ug/L	1.0	0.50	1		11/28/16 18:20	95-50-1	
1,4-Dichlorobenzene	**0.50 U**	ug/L	1.0	0.50	1		11/28/16 18:20	106-46-7	
trans-1,4-Dichloro-2-butene	**5.0 U**	ug/L	10.0	5.0	1		11/28/16 18:20	110-57-6	
1,1-Dichloroethane	**0.50 U**	ug/L	1.0	0.50	1		11/28/16 18:20	75-34-3	
1,2-Dichloroethane	**0.50 U**	ug/L	1.0	0.50	1		11/28/16 18:20	107-06-2	
1,1-Dichloroethene	**0.50 U**	ug/L	1.0	0.50	1		11/28/16 18:20	75-35-4	
cis-1,2-Dichloroethene	**0.50 U**	ug/L	1.0	0.50	1		11/28/16 18:20	156-59-2	
trans-1,2-Dichloroethene	**0.50 U**	ug/L	1.0	0.50	1		11/28/16 18:20	156-60-5	
1,2-Dichloropropane	**0.50 U**	ug/L	1.0	0.50	1		11/28/16 18:20	78-87-5	
cis-1,3-Dichloropropene	**0.25 U**	ug/L	0.50	0.25	1		11/28/16 18:20	10061-01-5	
trans-1,3-Dichloropropene	**0.25 U**	ug/L	0.50	0.25	1		11/28/16 18:20	10061-02-6	
Ethylbenzene	**0.50 U**	ug/L	1.0	0.50	1		11/28/16 18:20	100-41-4	
2-Hexanone	**5.0 U**	ug/L	10.0	5.0	1		11/28/16 18:20	591-78-6	
Iodomethane	**0.50 U**	ug/L	10.0	0.50	1		11/28/16 18:20	74-88-4	
Methylene Chloride	**2.5 U**	ug/L	5.0	2.5	1		11/28/16 18:20	75-09-2	
4-Methyl-2-pentanone (MIBK)	**5.0 U**	ug/L	10.0	5.0	1		11/28/16 18:20	108-10-1	
Styrene	**0.50 U**	ug/L	1.0	0.50	1		11/28/16 18:20	100-42-5	
1,1,1,2-Tetrachloroethane	**0.50 U**	ug/L	1.0	0.50	1		11/28/16 18:20	630-20-6	
1,1,2,2-Tetrachloroethane	**0.12 U**	ug/L	0.50	0.12	1		11/28/16 18:20	79-34-5	
Tetrachloroethene	**0.50 U**	ug/L	1.0	0.50	1		11/28/16 18:20	127-18-4	
Toluene	**0.50 U**	ug/L	1.0	0.50	1		11/28/16 18:20	108-88-3	
1,1,1-Trichloroethane	**0.50 U**	ug/L	1.0	0.50	1		11/28/16 18:20	71-55-6	
1,1,2-Trichloroethane	**0.50 U**	ug/L	1.0	0.50	1		11/28/16 18:20	79-00-5	
Trichloroethene	**0.50 U**	ug/L	1.0	0.50	1		11/28/16 18:20	79-01-6	
Trichlorofluoromethane	**0.50 U**	ug/L	1.0	0.50	1		11/28/16 18:20	75-69-4	
1,2,3-Trichloropropane	**0.59 U**	ug/L	1.0	0.59	1		11/28/16 18:20	96-18-4	
Vinyl acetate	**1.0 U**	ug/L	2.0	1.0	1		11/28/16 18:20	108-05-4	
Vinyl chloride	**0.50 U**	ug/L	1.0	0.50	1		11/28/16 18:20	75-01-4	
Xylene (Total)	**1.5 U**	ug/L	3.0	1.5	1		11/28/16 18:20	1330-20-7	
Surrogates									
4-Bromofluorobenzene (S)	101	%	89-111		1		11/28/16 18:20	460-00-4	
1,2-Dichloroethane-d4 (S)	99	%	75-135		1		11/28/16 18:20	17060-07-0	
Toluene-d8 (S)	100	%	89-112		1		11/28/16 18:20	2037-26-5	
2540C Total Dissolved Solids	Analytical Method: SM 2540C								
Total Dissolved Solids	**5.0 U**	mg/L	5.0	5.0	1		11/22/16 17:00		
300.0 IC Anions 28 Days	Analytical Method: EPA 300.0								
Chloride	**2.5 U**	mg/L	5.0	2.5	1		11/26/16 18:45	16887-00-6	
350.1 Ammonia	Analytical Method: EPA 350.1								
Nitrogen, Ammonia	**0.020 U**	mg/L	0.050	0.020	1		12/05/16 17:14	7664-41-7	
353.2 Nitrogen, NO2/NO3 unpres	Analytical Method: EPA 353.2								
Nitrogen, Nitrate	**0.017 I**	mg/L	0.040	0.010	1		11/22/16 12:08		

REPORT OF LABORATORY ANALYSIS

This report shall not be reproduced, except in full,
without the written consent of Pace Analytical Services, LLC.

Pace Analytical Services, LLC
8 East Tower Circle
Ormond Beach, FL 32174
(386)672-5668

ANALYTICAL RESULTS

Project: Tomoka LF Semi Annual MWs
Pace Project No.: 35278600

Sample: B37-2 Dup **Lab ID: 35278600002** Collected: 11/21/16 11:45 Received: 11/21/16 15:05 Matrix: Water

Parameters	Results	Units	PQL	MDL	DF	Prepared	Analyzed	CAS No.	Qual
Field Data	Analytical Method:								
Field pH	**5.80**	Std. Units			1		11/21/16 11:45		
Field Temperature	**23.45**	deg C			1		11/21/16 11:45		
Appearance	**Color: yellow, Sheen: none**				1		11/21/16 11:45		
Field Specific Conductance	**419**	umhos/cm			1		11/21/16 11:45		
Oxygen, Dissolved	**0.19**	mg/L			1		11/21/16 11:45	7782-44-7	
Turbidity	**7.71**	NTU			1		11/21/16 11:45		
Water Level(NGVD)	**27.31**	feet			1		11/21/16 11:45		
8011 GCS EDB and DBCP	Analytical Method: EPA 8011 Preparation Method: EPA 8011								
1,2-Dibromo-3-chloropropane	**0.0047 U**	ug/L	0.019	0.0047	1	11/28/16 06:30	11/28/16 23:24	96-12-8	L3
1,2-Dibromoethane (EDB)	**0.0072 U**	ug/L	0.0096	0.0072	1	11/28/16 06:30	11/28/16 23:24	106-93-4	L3
6010 MET ICP	Analytical Method: EPA 6010 Preparation Method: EPA 3010								
Arsenic	**5.0 U**	ug/L	10.0	5.0	1	11/30/16 19:47	12/02/16 12:21	7440-38-2	
Barium	**23.5**	ug/L	10.0	5.0	1	11/30/16 19:47	12/02/16 12:21	7440-39-3	
Beryllium	**0.50 U**	ug/L	1.0	0.50	1	11/30/16 19:47	12/02/16 12:21	7440-41-7	
Cadmium	**0.66 I**	ug/L	1.0	0.50	1	11/30/16 19:47	12/02/16 12:21	7440-43-9	
Chromium	**2.5 U**	ug/L	5.0	2.5	1	11/30/16 19:47	12/02/16 12:21	7440-47-3	
Cobalt	**5.0 U**	ug/L	10.0	5.0	1	11/30/16 19:47	12/02/16 12:21	7440-48-4	
Copper	**2.5 U**	ug/L	5.0	2.5	1	11/30/16 19:47	12/02/16 12:21	7440-50-8	
Iron	**10500**	ug/L	40.0	20.0	1	11/30/16 19:47	12/02/16 12:21	7439-89-6	
Lead	**5.0 U**	ug/L	10.0	5.0	1	11/30/16 19:47	12/02/16 12:21	7439-92-1	
Nickel	**2.5 U**	ug/L	5.0	2.5	1	11/30/16 19:47	12/02/16 12:21	7440-02-0	
Selenium	**7.5 U**	ug/L	15.0	7.5	1	11/30/16 19:47	12/02/16 12:21	7782-49-2	
Silver	**2.5 U**	ug/L	5.0	2.5	1	11/30/16 19:47	12/02/16 12:21	7440-22-4	
Sodium	**30.4**	mg/L	1.0	0.50	1	11/30/16 19:47	12/02/16 12:21	7440-23-5	
Vanadium	**5.0 U**	ug/L	10.0	5.0	1	11/30/16 19:47	12/02/16 12:21	7440-62-2	
Zinc	**10.0 U**	ug/L	20.0	10.0	1	11/30/16 19:47	12/02/16 12:21	7440-66-6	
6020 MET ICPMS	Analytical Method: EPA 6020 Preparation Method: EPA 3010								
Antimony	**0.50 U**	ug/L	1.0	0.50	1	11/30/16 19:47	12/02/16 13:37	7440-36-0	
Thallium	**0.50 U**	ug/L	1.0	0.50	1	11/30/16 19:47	12/02/16 13:37	7440-28-0	
7470 Mercury	Analytical Method: EPA 7470 Preparation Method: EPA 7470								
Mercury	**0.10 U**	ug/L	0.20	0.10	1	11/30/16 07:30	12/01/16 13:53	7439-97-6	
8260 MSV	Analytical Method: EPA 8260								
Acetone	**10.0 U**	ug/L	20.0	10.0	1		11/28/16 21:21	67-64-1	
Acrylonitrile	**5.0 U**	ug/L	10.0	5.0	1		11/28/16 21:21	107-13-1	
Benzene	**0.10 U**	ug/L	1.0	0.10	1		11/28/16 21:21	71-43-2	
Bromochloromethane	**0.50 U**	ug/L	1.0	0.50	1		11/28/16 21:21	74-97-5	
Bromodichloromethane	**0.27 U**	ug/L	0.60	0.27	1		11/28/16 21:21	75-27-4	
Bromoform	**0.50 U**	ug/L	1.0	0.50	1		11/28/16 21:21	75-25-2	

REPORT OF LABORATORY ANALYSIS

This report shall not be reproduced, except in full,
without the written consent of Pace Analytical Services, LLC.

Pace Analytical Services, LLC
8 East Tower Circle
Ormond Beach, FL 32174
(386)672-5668

ANALYTICAL RESULTS

Project: Tomoka LF Semi Annual MWs
Pace Project No.: 35278600

Sample: B37-2 Dup **Lab ID: 35278600002** Collected: 11/21/16 11:45 Received: 11/21/16 15:05 Matrix: Water

Parameters	Results	Units	PQL	MDL	DF	Prepared	Analyzed	CAS No.	Qual
8260 MSV	Analytical Method: EPA 8260								
Bromomethane	**0.50 U**	ug/L	5.0	0.50	1		11/28/16 21:21	74-83-9	
2-Butanone (MEK)	**5.0 U**	ug/L	10.0	5.0	1		11/28/16 21:21	78-93-3	
Carbon disulfide	**5.0 U**	ug/L	10.0	5.0	1		11/28/16 21:21	75-15-0	
Carbon tetrachloride	**0.50 U**	ug/L	1.0	0.50	1		11/28/16 21:21	56-23-5	
Chlorobenzene	**0.50 U**	ug/L	1.0	0.50	1		11/28/16 21:21	108-90-7	
Chloroethane	**0.50 U**	ug/L	10.0	0.50	1		11/28/16 21:21	75-00-3	
Chloroform	**0.50 U**	ug/L	1.0	0.50	1		11/28/16 21:21	67-66-3	
Chloromethane	**0.62 U**	ug/L	1.0	0.62	1		11/28/16 21:21	74-87-3	
Dibromochloromethane	**0.26 U**	ug/L	0.50	0.26	1		11/28/16 21:21	124-48-1	
Dibromomethane	**0.50 U**	ug/L	1.0	0.50	1		11/28/16 21:21	74-95-3	
1,2-Dichlorobenzene	**0.50 U**	ug/L	1.0	0.50	1		11/28/16 21:21	95-50-1	
1,4-Dichlorobenzene	**0.50 U**	ug/L	1.0	0.50	1		11/28/16 21:21	106-46-7	
trans-1,4-Dichloro-2-butene	**5.0 U**	ug/L	10.0	5.0	1		11/28/16 21:21	110-57-6	
1,1-Dichloroethane	**0.50 U**	ug/L	1.0	0.50	1		11/28/16 21:21	75-34-3	
1,2-Dichloroethane	**0.50 U**	ug/L	1.0	0.50	1		11/28/16 21:21	107-06-2	
1,1-Dichloroethene	**0.50 U**	ug/L	1.0	0.50	1		11/28/16 21:21	75-35-4	
cis-1,2-Dichloroethene	**0.50 U**	ug/L	1.0	0.50	1		11/28/16 21:21	156-59-2	
trans-1,2-Dichloroethene	**0.50 U**	ug/L	1.0	0.50	1		11/28/16 21:21	156-60-5	
1,2-Dichloropropane	**0.50 U**	ug/L	1.0	0.50	1		11/28/16 21:21	78-87-5	
cis-1,3-Dichloropropene	**0.25 U**	ug/L	0.50	0.25	1		11/28/16 21:21	10061-01-5	
trans-1,3-Dichloropropene	**0.25 U**	ug/L	0.50	0.25	1		11/28/16 21:21	10061-02-6	
Ethylbenzene	**0.50 U**	ug/L	1.0	0.50	1		11/28/16 21:21	100-41-4	
2-Hexanone	**5.0 U**	ug/L	10.0	5.0	1		11/28/16 21:21	591-78-6	
Iodomethane	**0.50 U**	ug/L	10.0	0.50	1		11/28/16 21:21	74-88-4	
Methylene Chloride	**2.5 U**	ug/L	5.0	2.5	1		11/28/16 21:21	75-09-2	
4-Methyl-2-pentanone (MIBK)	**5.0 U**	ug/L	10.0	5.0	1		11/28/16 21:21	108-10-1	
Styrene	**0.50 U**	ug/L	1.0	0.50	1		11/28/16 21:21	100-42-5	
1,1,1,2-Tetrachloroethane	**0.50 U**	ug/L	1.0	0.50	1		11/28/16 21:21	630-20-6	
1,1,2,2-Tetrachloroethane	**0.12 U**	ug/L	0.50	0.12	1		11/28/16 21:21	79-34-5	
Tetrachloroethene	**0.50 U**	ug/L	1.0	0.50	1		11/28/16 21:21	127-18-4	
Toluene	**0.50 U**	ug/L	1.0	0.50	1		11/28/16 21:21	108-88-3	
1,1,1-Trichloroethane	**0.50 U**	ug/L	1.0	0.50	1		11/28/16 21:21	71-55-6	
1,1,2-Trichloroethane	**0.50 U**	ug/L	1.0	0.50	1		11/28/16 21:21	79-00-5	
Trichloroethene	**0.50 U**	ug/L	1.0	0.50	1		11/28/16 21:21	79-01-6	
Trichlorofluoromethane	**0.50 U**	ug/L	1.0	0.50	1		11/28/16 21:21	75-69-4	
1,2,3-Trichloropropane	**0.59 U**	ug/L	1.0	0.59	1		11/28/16 21:21	96-18-4	
Vinyl acetate	**1.0 U**	ug/L	2.0	1.0	1		11/28/16 21:21	108-05-4	
Vinyl chloride	**0.50 U**	ug/L	1.0	0.50	1		11/28/16 21:21	75-01-4	
Xylene (Total)	**1.5 U**	ug/L	3.0	1.5	1		11/28/16 21:21	1330-20-7	
Surrogates									
4-Bromofluorobenzene (S)	100	%	89-111		1		11/28/16 21:21	460-00-4	p2
1,2-Dichloroethane-d4 (S)	100	%	75-135		1		11/28/16 21:21	17060-07-0	
Toluene-d8 (S)	100	%	89-112		1		11/28/16 21:21	2037-26-5	
2540C Total Dissolved Solids	Analytical Method: SM 2540C								
Total Dissolved Solids	**250**	mg/L	5.0	5.0	1		11/28/16 10:50		

REPORT OF LABORATORY ANALYSIS

This report shall not be reproduced, except in full,
without the written consent of Pace Analytical Services, LLC.

Pace Analytical Services, LLC
8 East Tower Circle
Ormond Beach, FL 32174
(386)672-5668

ANALYTICAL RESULTS

Project: Tomoka LF Semi Annual MWs
Pace Project No.: 35278600

Sample: B37-2 Dup **Lab ID: 35278600002** Collected: 11/21/16 11:45 Received: 11/21/16 15:05 Matrix: Water

Parameters	Results	Units	PQL	MDL	DF	Prepared	Analyzed	CAS No.	Qual
300.0 IC Anions 28 Days	Analytical Method: EPA 300.0								
Chloride	**34.4**	mg/L	5.0	2.5	1		11/26/16 19:04	16887-00-6	
350.1 Ammonia	Analytical Method: EPA 350.1								
Nitrogen, Ammonia	**0.30**	mg/L	0.050	0.020	1		12/05/16 17:19	7664-41-7	
353.2 Nitrogen, NO2/NO3 unpres	Analytical Method: EPA 353.2								
Nitrogen, Nitrate	**0.011 I**	mg/L	0.040	0.010	1		11/22/16 12:13		

REPORT OF LABORATORY ANALYSIS

This report shall not be reproduced, except in full,
without the written consent of Pace Analytical Services, LLC.

Pace Analytical Services, LLC
8 East Tower Circle
Ormond Beach, FL 32174
(386)672-5668

ANALYTICAL RESULTS

Project: Tomoka LF Semi Annual MWs
Pace Project No.: 35278600

Sample: B37-2 **Lab ID: 35278600003** Collected: 11/21/16 11:45 Received: 11/21/16 15:05 Matrix: Water

Parameters	Results	Units	PQL	MDL	DF	Prepared	Analyzed	CAS No.	Qual
Field Data	Analytical Method:								
Field pH	**5.80**	Std. Units			1		11/21/16 11:45		
Field Temperature	**23.45**	deg C			1		11/21/16 11:45		
Appearance	**Color: yellow, Sheen: none**				1		11/21/16 11:45		
Field Specific Conductance	**419**	umhos/cm			1		11/21/16 11:45		
Oxygen, Dissolved	**0.19**	mg/L			1		11/21/16 11:45	7782-44-7	
Turbidity	**7.71**	NTU			1		11/21/16 11:45		
Water Level(NGVD)	**27.31**	feet			1		11/21/16 11:45		
8011 GCS EDB and DBCP	Analytical Method: EPA 8011 Preparation Method: EPA 8011								
1,2-Dibromo-3-chloropropane	**0.0048 U**	ug/L	0.020	0.0048	1	11/28/16 06:30	11/28/16 23:39	96-12-8	L3
1,2-Dibromoethane (EDB)	**0.0073 U**	ug/L	0.0098	0.0073	1	11/28/16 06:30	11/28/16 23:39	106-93-4	L3
6010 MET ICP	Analytical Method: EPA 6010 Preparation Method: EPA 3010								
Arsenic	**5.0 U**	ug/L	10.0	5.0	1	11/30/16 19:47	12/02/16 12:25	7440-38-2	
Barium	**24.0**	ug/L	10.0	5.0	1	11/30/16 19:47	12/02/16 12:25	7440-39-3	
Beryllium	**0.50 U**	ug/L	1.0	0.50	1	11/30/16 19:47	12/02/16 12:25	7440-41-7	
Cadmium	**0.50 U**	ug/L	1.0	0.50	1	11/30/16 19:47	12/02/16 12:25	7440-43-9	
Chromium	**2.5 U**	ug/L	5.0	2.5	1	11/30/16 19:47	12/02/16 12:25	7440-47-3	
Cobalt	**5.0 U**	ug/L	10.0	5.0	1	11/30/16 19:47	12/02/16 12:25	7440-48-4	
Copper	**2.5 U**	ug/L	5.0	2.5	1	11/30/16 19:47	12/02/16 12:25	7440-50-8	
Iron	**10700**	ug/L	40.0	20.0	1	11/30/16 19:47	12/02/16 12:25	7439-89-6	
Lead	**5.0 U**	ug/L	10.0	5.0	1	11/30/16 19:47	12/02/16 12:25	7439-92-1	
Nickel	**2.5 U**	ug/L	5.0	2.5	1	11/30/16 19:47	12/02/16 12:25	7440-02-0	
Selenium	**7.5 U**	ug/L	15.0	7.5	1	11/30/16 19:47	12/02/16 12:25	7782-49-2	
Silver	**2.5 U**	ug/L	5.0	2.5	1	11/30/16 19:47	12/02/16 12:25	7440-22-4	
Sodium	**30.2**	mg/L	1.0	0.50	1	11/30/16 19:47	12/02/16 12:25	7440-23-5	
Vanadium	**5.0 U**	ug/L	10.0	5.0	1	11/30/16 19:47	12/02/16 12:25	7440-62-2	
Zinc	**10.0 U**	ug/L	20.0	10.0	1	11/30/16 19:47	12/02/16 12:25	7440-66-6	
6020 MET ICPMS	Analytical Method: EPA 6020 Preparation Method: EPA 3010								
Antimony	**0.50 U**	ug/L	1.0	0.50	1	11/30/16 19:47	12/02/16 13:51	7440-36-0	
Thallium	**0.50 U**	ug/L	1.0	0.50	1	11/30/16 19:47	12/02/16 13:51	7440-28-0	
7470 Mercury	Analytical Method: EPA 7470 Preparation Method: EPA 7470								
Mercury	**0.10 U**	ug/L	0.20	0.10	1	11/30/16 07:30	12/01/16 13:55	7439-97-6	
8260 MSV	Analytical Method: EPA 8260								
Acetone	**10.0 U**	ug/L	20.0	10.0	1		11/28/16 21:47	67-64-1	
Acrylonitrile	**5.0 U**	ug/L	10.0	5.0	1		11/28/16 21:47	107-13-1	
Benzene	**0.10 U**	ug/L	1.0	0.10	1		11/28/16 21:47	71-43-2	
Bromochloromethane	**0.50 U**	ug/L	1.0	0.50	1		11/28/16 21:47	74-97-5	
Bromodichloromethane	**0.27 U**	ug/L	0.60	0.27	1		11/28/16 21:47	75-27-4	
Bromoform	**0.50 U**	ug/L	1.0	0.50	1		11/28/16 21:47	75-25-2	

REPORT OF LABORATORY ANALYSIS

This report shall not be reproduced, except in full,
without the written consent of Pace Analytical Services, LLC.

Pace Analytical Services, LLC
8 East Tower Circle
Ormond Beach, FL 32174
(386)672-5668

ANALYTICAL RESULTS

Project: Tomoka LF Semi Annual MWs
Pace Project No.: 35278600

Sample: B37-2 **Lab ID: 35278600003** Collected: 11/21/16 11:45 Received: 11/21/16 15:05 Matrix: Water

Parameters	Results	Units	PQL	MDL	DF	Prepared	Analyzed	CAS No.	Qual
8260 MSV	Analytical Method: EPA 8260								
Bromomethane	**0.50 U**	ug/L	5.0	0.50	1		11/28/16 21:47	74-83-9	
2-Butanone (MEK)	**5.0 U**	ug/L	10.0	5.0	1		11/28/16 21:47	78-93-3	
Carbon disulfide	**5.0 U**	ug/L	10.0	5.0	1		11/28/16 21:47	75-15-0	
Carbon tetrachloride	**0.50 U**	ug/L	1.0	0.50	1		11/28/16 21:47	56-23-5	
Chlorobenzene	**0.50 U**	ug/L	1.0	0.50	1		11/28/16 21:47	108-90-7	
Chloroethane	**0.50 U**	ug/L	10.0	0.50	1		11/28/16 21:47	75-00-3	
Chloroform	**0.50 U**	ug/L	1.0	0.50	1		11/28/16 21:47	67-66-3	
Chloromethane	**0.62 U**	ug/L	1.0	0.62	1		11/28/16 21:47	74-87-3	
Dibromochloromethane	**0.26 U**	ug/L	0.50	0.26	1		11/28/16 21:47	124-48-1	
Dibromomethane	**0.50 U**	ug/L	1.0	0.50	1		11/28/16 21:47	74-95-3	
1,2-Dichlorobenzene	**0.50 U**	ug/L	1.0	0.50	1		11/28/16 21:47	95-50-1	
1,4-Dichlorobenzene	**0.50 U**	ug/L	1.0	0.50	1		11/28/16 21:47	106-46-7	
trans-1,4-Dichloro-2-butene	**5.0 U**	ug/L	10.0	5.0	1		11/28/16 21:47	110-57-6	
1,1-Dichloroethane	**0.50 U**	ug/L	1.0	0.50	1		11/28/16 21:47	75-34-3	
1,2-Dichloroethane	**0.50 U**	ug/L	1.0	0.50	1		11/28/16 21:47	107-06-2	
1,1-Dichloroethene	**0.50 U**	ug/L	1.0	0.50	1		11/28/16 21:47	75-35-4	
cis-1,2-Dichloroethene	**0.50 U**	ug/L	1.0	0.50	1		11/28/16 21:47	156-59-2	
trans-1,2-Dichloroethene	**0.50 U**	ug/L	1.0	0.50	1		11/28/16 21:47	156-60-5	
1,2-Dichloropropane	**0.50 U**	ug/L	1.0	0.50	1		11/28/16 21:47	78-87-5	
cis-1,3-Dichloropropene	**0.25 U**	ug/L	0.50	0.25	1		11/28/16 21:47	10061-01-5	
trans-1,3-Dichloropropene	**0.25 U**	ug/L	0.50	0.25	1		11/28/16 21:47	10061-02-6	
Ethylbenzene	**0.50 U**	ug/L	1.0	0.50	1		11/28/16 21:47	100-41-4	
2-Hexanone	**5.0 U**	ug/L	10.0	5.0	1		11/28/16 21:47	591-78-6	
Iodomethane	**0.50 U**	ug/L	10.0	0.50	1		11/28/16 21:47	74-88-4	
Methylene Chloride	**2.5 U**	ug/L	5.0	2.5	1		11/28/16 21:47	75-09-2	
4-Methyl-2-pentanone (MIBK)	**5.0 U**	ug/L	10.0	5.0	1		11/28/16 21:47	108-10-1	
Styrene	**0.50 U**	ug/L	1.0	0.50	1		11/28/16 21:47	100-42-5	
1,1,1,2-Tetrachloroethane	**0.50 U**	ug/L	1.0	0.50	1		11/28/16 21:47	630-20-6	
1,1,2,2-Tetrachloroethane	**0.12 U**	ug/L	0.50	0.12	1		11/28/16 21:47	79-34-5	
Tetrachloroethene	**0.50 U**	ug/L	1.0	0.50	1		11/28/16 21:47	127-18-4	
Toluene	**0.50 U**	ug/L	1.0	0.50	1		11/28/16 21:47	108-88-3	
1,1,1-Trichloroethane	**0.50 U**	ug/L	1.0	0.50	1		11/28/16 21:47	71-55-6	
1,1,2-Trichloroethane	**0.50 U**	ug/L	1.0	0.50	1		11/28/16 21:47	79-00-5	
Trichloroethene	**0.50 U**	ug/L	1.0	0.50	1		11/28/16 21:47	79-01-6	
Trichlorofluoromethane	**0.50 U**	ug/L	1.0	0.50	1		11/28/16 21:47	75-69-4	
1,2,3-Trichloropropane	**0.59 U**	ug/L	1.0	0.59	1		11/28/16 21:47	96-18-4	
Vinyl acetate	**1.0 U**	ug/L	2.0	1.0	1		11/28/16 21:47	108-05-4	
Vinyl chloride	**0.50 U**	ug/L	1.0	0.50	1		11/28/16 21:47	75-01-4	
Xylene (Total)	**1.5 U**	ug/L	3.0	1.5	1		11/28/16 21:47	1330-20-7	
Surrogates									
4-Bromofluorobenzene (S)	99	%	89-111		1		11/28/16 21:47	460-00-4	
1,2-Dichloroethane-d4 (S)	100	%	75-135		1		11/28/16 21:47	17060-07-0	
Toluene-d8 (S)	100	%	89-112		1		11/28/16 21:47	2037-26-5	
2540C Total Dissolved Solids	Analytical Method: SM 2540C								
Total Dissolved Solids	**265**	mg/L	5.0	5.0	1		11/28/16 10:50		

REPORT OF LABORATORY ANALYSIS

This report shall not be reproduced, except in full,
without the written consent of Pace Analytical Services, LLC.

Pace Analytical Services, LLC
8 East Tower Circle
Ormond Beach, FL 32174
(386)672-5668

ANALYTICAL RESULTS

Project: Tomoka LF Semi Annual MWs
Pace Project No.: 35278600

Sample: B37-2 **Lab ID: 35278600003** Collected: 11/21/16 11:45 Received: 11/21/16 15:05 Matrix: Water

Parameters	Results	Units	PQL	MDL	DF	Prepared	Analyzed	CAS No.	Qual
300.0 IC Anions 28 Days	Analytical Method: EPA 300.0								
Chloride	**34.1**	mg/L	5.0	2.5	1		11/26/16 19:24	16887-00-6	
350.1 Ammonia	Analytical Method: EPA 350.1								
Nitrogen, Ammonia	**0.31**	mg/L	0.050	0.020	1		12/05/16 17:21	7664-41-7	
353.2 Nitrogen, NO2/NO3 unpres	Analytical Method: EPA 353.2								
Nitrogen, Nitrate	**0.017 I**	mg/L	0.040	0.010	1		11/22/16 12:15		

REPORT OF LABORATORY ANALYSIS

This report shall not be reproduced, except in full,
without the written consent of Pace Analytical Services, LLC.

Pace Analytical Services, LLC
8 East Tower Circle
Ormond Beach, FL 32174
(386)672-5668

ANALYTICAL RESULTS

Project: Tomoka LF Semi Annual MWs
Pace Project No.: 35278600

Sample: B64 **Lab ID: 35278600004** Collected: 11/21/16 12:20 Received: 11/21/16 15:05 Matrix: Water

Parameters	Results	Units	PQL	MDL	DF	Prepared	Analyzed	CAS No.	Qual
Field Data	Analytical Method:								
Field pH	**6.43**	Std. Units			1		11/21/16 12:20		
Field Temperature	**22.80**	deg C			1		11/21/16 12:20		
Appearance	**Color: yellow, Sheen: none**				1		11/21/16 12:20		
Field Specific Conductance	**758**	umhos/cm			1		11/21/16 12:20		
Oxygen, Dissolved	**0.19**	mg/L			1		11/21/16 12:20	7782-44-7	
Turbidity	**4.84**	NTU			1		11/21/16 12:20		
Water Level(NGVD)	**26.06**	feet			1		11/21/16 12:20		
8011 GCS EDB and DBCP	Analytical Method: EPA 8011 Preparation Method: EPA 8011								
1,2-Dibromo-3-chloropropane	**0.0047 U**	ug/L	0.019	0.0047	1	11/28/16 06:30	11/28/16 23:54	96-12-8	L3
1,2-Dibromoethane (EDB)	**0.0072 U**	ug/L	0.0096	0.0072	1	11/28/16 06:30	11/28/16 23:54	106-93-4	L3
6010 MET ICP	Analytical Method: EPA 6010 Preparation Method: EPA 3010								
Arsenic	**5.0 U**	ug/L	10.0	5.0	1	11/30/16 19:47	12/02/16 12:29	7440-38-2	
Barium	**70.0**	ug/L	10.0	5.0	1	11/30/16 19:47	12/02/16 12:29	7440-39-3	
Beryllium	**0.50 U**	ug/L	1.0	0.50	1	11/30/16 19:47	12/02/16 12:29	7440-41-7	
Cadmium	**0.54 I**	ug/L	1.0	0.50	1	11/30/16 19:47	12/02/16 12:29	7440-43-9	
Chromium	**2.5 U**	ug/L	5.0	2.5	1	11/30/16 19:47	12/02/16 12:29	7440-47-3	
Cobalt	**5.0 U**	ug/L	10.0	5.0	1	11/30/16 19:47	12/02/16 12:29	7440-48-4	
Copper	**3.7 I**	ug/L	5.0	2.5	1	11/30/16 19:47	12/02/16 12:29	7440-50-8	
Iron	**30800**	ug/L	40.0	20.0	1	11/30/16 19:47	12/02/16 12:29	7439-89-6	
Lead	**5.0 U**	ug/L	10.0	5.0	1	11/30/16 19:47	12/02/16 12:29	7439-92-1	
Nickel	**2.5 U**	ug/L	5.0	2.5	1	11/30/16 19:47	12/02/16 12:29	7440-02-0	
Selenium	**7.5 U**	ug/L	15.0	7.5	1	11/30/16 19:47	12/02/16 12:29	7782-49-2	
Silver	**2.5 U**	ug/L	5.0	2.5	1	11/30/16 19:47	12/02/16 12:29	7440-22-4	
Sodium	**41.3**	mg/L	1.0	0.50	1	11/30/16 19:47	12/02/16 12:29	7440-23-5	
Vanadium	**5.0 U**	ug/L	10.0	5.0	1	11/30/16 19:47	12/02/16 12:29	7440-62-2	
Zinc	**10.0 U**	ug/L	20.0	10.0	1	11/30/16 19:47	12/02/16 12:29	7440-66-6	
6020 MET ICPMS	Analytical Method: EPA 6020 Preparation Method: EPA 3010								
Antimony	**0.50 U**	ug/L	1.0	0.50	1	11/30/16 19:47	12/02/16 13:54	7440-36-0	
Thallium	**0.50 U**	ug/L	1.0	0.50	1	11/30/16 19:47	12/02/16 13:54	7440-28-0	
7470 Mercury	Analytical Method: EPA 7470 Preparation Method: EPA 7470								
Mercury	**0.10 U**	ug/L	0.20	0.10	1	11/30/16 07:30	12/01/16 13:57	7439-97-6	
8260 MSV	Analytical Method: EPA 8260								
Acetone	**10.0 U**	ug/L	20.0	10.0	1		11/28/16 22:13	67-64-1	
Acrylonitrile	**5.0 U**	ug/L	10.0	5.0	1		11/28/16 22:13	107-13-1	
Benzene	**0.10 U**	ug/L	1.0	0.10	1		11/28/16 22:13	71-43-2	
Bromochloromethane	**0.50 U**	ug/L	1.0	0.50	1		11/28/16 22:13	74-97-5	
Bromodichloromethane	**0.27 U**	ug/L	0.60	0.27	1		11/28/16 22:13	75-27-4	
Bromoform	**0.50 U**	ug/L	1.0	0.50	1		11/28/16 22:13	75-25-2	

REPORT OF LABORATORY ANALYSIS

This report shall not be reproduced, except in full,
without the written consent of Pace Analytical Services, LLC.

Pace Analytical Services, LLC
8 East Tower Circle
Ormond Beach, FL 32174
(386)672-5668

ANALYTICAL RESULTS

Project: Tomoka LF Semi Annual MWs
Pace Project No.: 35278600

Sample: B64 **Lab ID: 35278600004** Collected: 11/21/16 12:20 Received: 11/21/16 15:05 Matrix: Water

Parameters	Results	Units	PQL	MDL	DF	Prepared	Analyzed	CAS No.	Qual
8260 MSV	Analytical Method: EPA 8260								
Bromomethane	**0.50 U**	ug/L	5.0	0.50	1		11/28/16 22:13	74-83-9	
2-Butanone (MEK)	**5.0 U**	ug/L	10.0	5.0	1		11/28/16 22:13	78-93-3	
Carbon disulfide	**5.0 U**	ug/L	10.0	5.0	1		11/28/16 22:13	75-15-0	
Carbon tetrachloride	**0.50 U**	ug/L	1.0	0.50	1		11/28/16 22:13	56-23-5	
Chlorobenzene	**0.50 U**	ug/L	1.0	0.50	1		11/28/16 22:13	108-90-7	
Chloroethane	**0.50 U**	ug/L	10.0	0.50	1		11/28/16 22:13	75-00-3	
Chloroform	**0.50 U**	ug/L	1.0	0.50	1		11/28/16 22:13	67-66-3	
Chloromethane	**0.62 U**	ug/L	1.0	0.62	1		11/28/16 22:13	74-87-3	
Dibromochloromethane	**0.26 U**	ug/L	0.50	0.26	1		11/28/16 22:13	124-48-1	
Dibromomethane	**0.50 U**	ug/L	1.0	0.50	1		11/28/16 22:13	74-95-3	
1,2-Dichlorobenzene	**0.50 U**	ug/L	1.0	0.50	1		11/28/16 22:13	95-50-1	
1,4-Dichlorobenzene	**0.50 U**	ug/L	1.0	0.50	1		11/28/16 22:13	106-46-7	
trans-1,4-Dichloro-2-butene	**5.0 U**	ug/L	10.0	5.0	1		11/28/16 22:13	110-57-6	
1,1-Dichloroethane	**0.50 U**	ug/L	1.0	0.50	1		11/28/16 22:13	75-34-3	
1,2-Dichloroethane	**0.50 U**	ug/L	1.0	0.50	1		11/28/16 22:13	107-06-2	
1,1-Dichloroethene	**0.50 U**	ug/L	1.0	0.50	1		11/28/16 22:13	75-35-4	
cis-1,2-Dichloroethene	**0.50 U**	ug/L	1.0	0.50	1		11/28/16 22:13	156-59-2	
trans-1,2-Dichloroethene	**0.50 U**	ug/L	1.0	0.50	1		11/28/16 22:13	156-60-5	
1,2-Dichloropropane	**0.50 U**	ug/L	1.0	0.50	1		11/28/16 22:13	78-87-5	
cis-1,3-Dichloropropene	**0.25 U**	ug/L	0.50	0.25	1		11/28/16 22:13	10061-01-5	
trans-1,3-Dichloropropene	**0.25 U**	ug/L	0.50	0.25	1		11/28/16 22:13	10061-02-6	
Ethylbenzene	**0.50 U**	ug/L	1.0	0.50	1		11/28/16 22:13	100-41-4	
2-Hexanone	**5.0 U**	ug/L	10.0	5.0	1		11/28/16 22:13	591-78-6	
Iodomethane	**0.50 U**	ug/L	10.0	0.50	1		11/28/16 22:13	74-88-4	
Methylene Chloride	**2.5 U**	ug/L	5.0	2.5	1		11/28/16 22:13	75-09-2	
4-Methyl-2-pentanone (MIBK)	**5.0 U**	ug/L	10.0	5.0	1		11/28/16 22:13	108-10-1	
Styrene	**0.50 U**	ug/L	1.0	0.50	1		11/28/16 22:13	100-42-5	
1,1,1,2-Tetrachloroethane	**0.50 U**	ug/L	1.0	0.50	1		11/28/16 22:13	630-20-6	
1,1,2,2-Tetrachloroethane	**0.12 U**	ug/L	0.50	0.12	1		11/28/16 22:13	79-34-5	
Tetrachloroethene	**0.50 U**	ug/L	1.0	0.50	1		11/28/16 22:13	127-18-4	
Toluene	**0.50 U**	ug/L	1.0	0.50	1		11/28/16 22:13	108-88-3	
1,1,1-Trichloroethane	**0.50 U**	ug/L	1.0	0.50	1		11/28/16 22:13	71-55-6	
1,1,2-Trichloroethane	**0.50 U**	ug/L	1.0	0.50	1		11/28/16 22:13	79-00-5	
Trichloroethene	**0.50 U**	ug/L	1.0	0.50	1		11/28/16 22:13	79-01-6	
Trichlorofluoromethane	**0.50 U**	ug/L	1.0	0.50	1		11/28/16 22:13	75-69-4	
1,2,3-Trichloropropane	**0.59 U**	ug/L	1.0	0.59	1		11/28/16 22:13	96-18-4	
Vinyl acetate	**1.0 U**	ug/L	2.0	1.0	1		11/28/16 22:13	108-05-4	
Vinyl chloride	**0.50 U**	ug/L	1.0	0.50	1		11/28/16 22:13	75-01-4	
Xylene (Total)	**1.5 U**	ug/L	3.0	1.5	1		11/28/16 22:13	1330-20-7	
Surrogates									
4-Bromofluorobenzene (S)	101	%	89-111		1		11/28/16 22:13	460-00-4	
1,2-Dichloroethane-d4 (S)	98	%	75-135		1		11/28/16 22:13	17060-07-0	
Toluene-d8 (S)	98	%	89-112		1		11/28/16 22:13	2037-26-5	
2540C Total Dissolved Solids	Analytical Method: SM 2540C								
Total Dissolved Solids	**455**	mg/L	5.0	5.0	1		11/28/16 10:51		

REPORT OF LABORATORY ANALYSIS

This report shall not be reproduced, except in full,
without the written consent of Pace Analytical Services, LLC.

Pace Analytical Services, LLC
8 East Tower Circle
Ormond Beach, FL 32174
(386)672-5668

ANALYTICAL RESULTS

Project: Tomoka LF Semi Annual MWs
Pace Project No.: 35278600

Sample: B64 **Lab ID: 35278600004** Collected: 11/21/16 12:20 Received: 11/21/16 15:05 Matrix: Water

Parameters	Results	Units	PQL	MDL	DF	Prepared	Analyzed	CAS No.	Qual
300.0 IC Anions 28 Days	Analytical Method: EPA 300.0								
Chloride	**51.6**	mg/L	10.0	5.0	2		11/26/16 19:43	16887-00-6	
350.1 Ammonia	Analytical Method: EPA 350.1								
Nitrogen, Ammonia	**0.75**	mg/L	0.050	0.020	1		12/05/16 17:23	7664-41-7	
353.2 Nitrogen, NO2/NO3 unpres	Analytical Method: EPA 353.2								
Nitrogen, Nitrate	**0.023 I**	mg/L	0.040	0.010	1		11/22/16 12:16		

REPORT OF LABORATORY ANALYSIS

This report shall not be reproduced, except in full,
without the written consent of Pace Analytical Services, LLC.

Pace Analytical Services, LLC
8 East Tower Circle
Ormond Beach, FL 32174
(386)672-5668

ANALYTICAL RESULTS

Project: Tomoka LF Semi Annual MWs
Pace Project No.: 35278600

Sample: B38-1 **Lab ID: 35278600005** Collected: 11/21/16 13:10 Received: 11/21/16 15:05 Matrix: Water

Parameters	Results	Units	PQL	MDL	DF	Prepared	Analyzed	CAS No.	Qual
Field Data	Analytical Method:								
Field pH	**5.26**	Std. Units			1		11/21/16 13:10		
Field Temperature	**22.65**	deg C			1		11/21/16 13:10		
Appearance	**Color: none, Sheen: none**				1		11/21/16 13:10		
Field Specific Conductance	**375**	umhos/cm			1		11/21/16 13:10		
Oxygen, Dissolved	**0.27**	mg/L			1		11/21/16 13:10	7782-44-7	
Turbidity	**0.45**	NTU			1		11/21/16 13:10		
Water Level(NGVD)	**24.14**	feet			1		11/21/16 13:10		
8011 GCS EDB and DBCP	Analytical Method: EPA 8011 Preparation Method: EPA 8011								
1,2-Dibromo-3-chloropropane	**0.0047 U**	ug/L	0.019	0.0047	1	11/28/16 06:30	11/29/16 00:09	96-12-8	L3
1,2-Dibromoethane (EDB)	**0.0073 U**	ug/L	0.0097	0.0073	1	11/28/16 06:30	11/29/16 00:09	106-93-4	L3
6010 MET ICP	Analytical Method: EPA 6010 Preparation Method: EPA 3010								
Arsenic	**5.0 U**	ug/L	10.0	5.0	1	11/30/16 19:47	12/02/16 12:33	7440-38-2	
Barium	**104**	ug/L	10.0	5.0	1	11/30/16 19:47	12/02/16 12:33	7440-39-3	
Beryllium	**0.50 U**	ug/L	1.0	0.50	1	11/30/16 19:47	12/02/16 12:33	7440-41-7	
Cadmium	**0.50 U**	ug/L	1.0	0.50	1	11/30/16 19:47	12/02/16 12:33	7440-43-9	
Chromium	**2.5 U**	ug/L	5.0	2.5	1	11/30/16 19:47	12/02/16 12:33	7440-47-3	
Cobalt	**5.0 U**	ug/L	10.0	5.0	1	11/30/16 19:47	12/02/16 12:33	7440-48-4	
Copper	**2.5 U**	ug/L	5.0	2.5	1	11/30/16 19:47	12/02/16 12:33	7440-50-8	
Iron	**22600**	ug/L	40.0	20.0	1	11/30/16 19:47	12/02/16 12:33	7439-89-6	J(M1)
Lead	**5.0 U**	ug/L	10.0	5.0	1	11/30/16 19:47	12/02/16 12:33	7439-92-1	
Nickel	**2.5 U**	ug/L	5.0	2.5	1	11/30/16 19:47	12/02/16 12:33	7440-02-0	
Selenium	**7.5 U**	ug/L	15.0	7.5	1	11/30/16 19:47	12/02/16 12:33	7782-49-2	
Silver	**2.5 U**	ug/L	5.0	2.5	1	11/30/16 19:47	12/02/16 12:33	7440-22-4	
Sodium	**30.3**	mg/L	1.0	0.50	1	11/30/16 19:47	12/02/16 12:33	7440-23-5	
Vanadium	**5.0 U**	ug/L	10.0	5.0	1	11/30/16 19:47	12/02/16 12:33	7440-62-2	
Zinc	**10.0 U**	ug/L	20.0	10.0	1	11/30/16 19:47	12/02/16 12:33	7440-66-6	
6020 MET ICPMS	Analytical Method: EPA 6020 Preparation Method: EPA 3010								
Antimony	**0.50 U**	ug/L	1.0	0.50	1	11/30/16 19:47	12/02/16 13:58	7440-36-0	
Thallium	**0.50 U**	ug/L	1.0	0.50	1	11/30/16 19:47	12/02/16 13:58	7440-28-0	
7470 Mercury	Analytical Method: EPA 7470 Preparation Method: EPA 7470								
Mercury	**0.10 U**	ug/L	0.20	0.10	1	11/30/16 07:30	12/01/16 14:00	7439-97-6	
8260 MSV	Analytical Method: EPA 8260								
Acetone	**10.0 U**	ug/L	20.0	10.0	1		11/28/16 22:40	67-64-1	
Acrylonitrile	**5.0 U**	ug/L	10.0	5.0	1		11/28/16 22:40	107-13-1	
Benzene	**0.10 U**	ug/L	1.0	0.10	1		11/28/16 22:40	71-43-2	
Bromochloromethane	**0.50 U**	ug/L	1.0	0.50	1		11/28/16 22:40	74-97-5	
Bromodichloromethane	**0.27 U**	ug/L	0.60	0.27	1		11/28/16 22:40	75-27-4	
Bromoform	**0.50 U**	ug/L	1.0	0.50	1		11/28/16 22:40	75-25-2	

REPORT OF LABORATORY ANALYSIS

This report shall not be reproduced, except in full,
without the written consent of Pace Analytical Services, LLC.

Pace Analytical Services, LLC
8 East Tower Circle
Ormond Beach, FL 32174
(386)672-5668

ANALYTICAL RESULTS

Project: Tomoka LF Semi Annual MWs
Pace Project No.: 35278600

Sample: B38-1 **Lab ID: 35278600005** Collected: 11/21/16 13:10 Received: 11/21/16 15:05 Matrix: Water

Parameters	Results	Units	PQL	MDL	DF	Prepared	Analyzed	CAS No.	Qual
8260 MSV	Analytical Method: EPA 8260								
Bromomethane	**0.50 U**	ug/L	5.0	0.50	1		11/28/16 22:40	74-83-9	
2-Butanone (MEK)	**5.0 U**	ug/L	10.0	5.0	1		11/28/16 22:40	78-93-3	
Carbon disulfide	**5.0 U**	ug/L	10.0	5.0	1		11/28/16 22:40	75-15-0	
Carbon tetrachloride	**0.50 U**	ug/L	1.0	0.50	1		11/28/16 22:40	56-23-5	
Chlorobenzene	**0.50 U**	ug/L	1.0	0.50	1		11/28/16 22:40	108-90-7	
Chloroethane	**0.50 U**	ug/L	10.0	0.50	1		11/28/16 22:40	75-00-3	
Chloroform	**0.50 U**	ug/L	1.0	0.50	1		11/28/16 22:40	67-66-3	
Chloromethane	**0.62 U**	ug/L	1.0	0.62	1		11/28/16 22:40	74-87-3	
Dibromochloromethane	**0.26 U**	ug/L	0.50	0.26	1		11/28/16 22:40	124-48-1	
Dibromomethane	**0.50 U**	ug/L	1.0	0.50	1		11/28/16 22:40	74-95-3	
1,2-Dichlorobenzene	**0.50 U**	ug/L	1.0	0.50	1		11/28/16 22:40	95-50-1	
1,4-Dichlorobenzene	**0.50 U**	ug/L	1.0	0.50	1		11/28/16 22:40	106-46-7	
trans-1,4-Dichloro-2-butene	**5.0 U**	ug/L	10.0	5.0	1		11/28/16 22:40	110-57-6	
1,1-Dichloroethane	**0.50 U**	ug/L	1.0	0.50	1		11/28/16 22:40	75-34-3	
1,2-Dichloroethane	**0.50 U**	ug/L	1.0	0.50	1		11/28/16 22:40	107-06-2	
1,1-Dichloroethene	**0.50 U**	ug/L	1.0	0.50	1		11/28/16 22:40	75-35-4	
cis-1,2-Dichloroethene	**0.50 U**	ug/L	1.0	0.50	1		11/28/16 22:40	156-59-2	
trans-1,2-Dichloroethene	**0.50 U**	ug/L	1.0	0.50	1		11/28/16 22:40	156-60-5	
1,2-Dichloropropane	**0.50 U**	ug/L	1.0	0.50	1		11/28/16 22:40	78-87-5	
cis-1,3-Dichloropropene	**0.25 U**	ug/L	0.50	0.25	1		11/28/16 22:40	10061-01-5	
trans-1,3-Dichloropropene	**0.25 U**	ug/L	0.50	0.25	1		11/28/16 22:40	10061-02-6	
Ethylbenzene	**0.50 U**	ug/L	1.0	0.50	1		11/28/16 22:40	100-41-4	
2-Hexanone	**5.0 U**	ug/L	10.0	5.0	1		11/28/16 22:40	591-78-6	
Iodomethane	**0.50 U**	ug/L	10.0	0.50	1		11/28/16 22:40	74-88-4	
Methylene Chloride	**2.5 U**	ug/L	5.0	2.5	1		11/28/16 22:40	75-09-2	
4-Methyl-2-pentanone (MIBK)	**5.0 U**	ug/L	10.0	5.0	1		11/28/16 22:40	108-10-1	
Styrene	**0.50 U**	ug/L	1.0	0.50	1		11/28/16 22:40	100-42-5	
1,1,1,2-Tetrachloroethane	**0.50 U**	ug/L	1.0	0.50	1		11/28/16 22:40	630-20-6	
1,1,2,2-Tetrachloroethane	**0.12 U**	ug/L	0.50	0.12	1		11/28/16 22:40	79-34-5	
Tetrachloroethene	**0.50 U**	ug/L	1.0	0.50	1		11/28/16 22:40	127-18-4	
Toluene	**0.50 U**	ug/L	1.0	0.50	1		11/28/16 22:40	108-88-3	
1,1,1-Trichloroethane	**0.50 U**	ug/L	1.0	0.50	1		11/28/16 22:40	71-55-6	
1,1,2-Trichloroethane	**0.50 U**	ug/L	1.0	0.50	1		11/28/16 22:40	79-00-5	
Trichloroethene	**0.50 U**	ug/L	1.0	0.50	1		11/28/16 22:40	79-01-6	
Trichlorofluoromethane	**0.50 U**	ug/L	1.0	0.50	1		11/28/16 22:40	75-69-4	
1,2,3-Trichloropropane	**0.59 U**	ug/L	1.0	0.59	1		11/28/16 22:40	96-18-4	
Vinyl acetate	**1.0 U**	ug/L	2.0	1.0	1		11/28/16 22:40	108-05-4	
Vinyl chloride	**0.50 U**	ug/L	1.0	0.50	1		11/28/16 22:40	75-01-4	
Xylene (Total)	**1.5 U**	ug/L	3.0	1.5	1		11/28/16 22:40	1330-20-7	
Surrogates									
4-Bromofluorobenzene (S)	99	%	89-111		1		11/28/16 22:40	460-00-4	
1,2-Dichloroethane-d4 (S)	99	%	75-135		1		11/28/16 22:40	17060-07-0	
Toluene-d8 (S)	102	%	89-112		1		11/28/16 22:40	2037-26-5	
2540C Total Dissolved Solids	Analytical Method: SM 2540C								
Total Dissolved Solids	**207**	mg/L	5.0	5.0	1		11/28/16 10:51		

REPORT OF LABORATORY ANALYSIS

This report shall not be reproduced, except in full,
without the written consent of Pace Analytical Services, LLC.

Pace Analytical Services, LLC
8 East Tower Circle
Ormond Beach, FL 32174
(386)672-5668

ANALYTICAL RESULTS

Project: Tomoka LF Semi Annual MWs
Pace Project No.: 35278600

Sample: B38-1 **Lab ID: 35278600005** Collected: 11/21/16 13:10 Received: 11/21/16 15:05 Matrix: Water

Parameters	Results	Units	PQL	MDL	DF	Prepared	Analyzed	CAS No.	Qual
300.0 IC Anions 28 Days	Analytical Method: EPA 300.0								
Chloride	**69.0**	mg/L	5.0	2.5	1		11/26/16 20:03	16887-00-6	
350.1 Ammonia	Analytical Method: EPA 350.1								
Nitrogen, Ammonia	**0.083**	mg/L	0.050	0.020	1		12/05/16 17:24	7664-41-7	
353.2 Nitrogen, NO2/NO3 unpres	Analytical Method: EPA 353.2								
Nitrogen, Nitrate	**0.044**	mg/L	0.040	0.010	1		11/22/16 12:17		

REPORT OF LABORATORY ANALYSIS

This report shall not be reproduced, except in full,
without the written consent of Pace Analytical Services, LLC.

Pace Analytical Services, LLC
8 East Tower Circle
Ormond Beach, FL 32174
(386)672-5668

ANALYTICAL RESULTS

Project: Tomoka LF Semi Annual MWs
Pace Project No.: 35278600

Sample: B38-2 **Lab ID: 35278600006** Collected: 11/21/16 13:33 Received: 11/21/16 15:05 Matrix: Water

Parameters	Results	Units	PQL	MDL	DF	Prepared	Analyzed	CAS No.	Qual
Field Data	Analytical Method:								
Field pH	**5.88**	Std. Units			1		11/21/16 13:33		
Field Temperature	**22.52**	deg C			1		11/21/16 13:33		
Appearance	**Color: yellow, Sheen: none**				1		11/21/16 13:33		
Field Specific Conductance	**511**	umhos/cm			1		11/21/16 13:33		
Oxygen, Dissolved	**0.24**	mg/L			1		11/21/16 13:33	7782-44-7	
Turbidity	**3.32**	NTU			1		11/21/16 13:33		
Water Level(NGVD)	**26.32**	feet			1		11/21/16 13:33		
8011 GCS EDB and DBCP	Analytical Method: EPA 8011 Preparation Method: EPA 8011								
1,2-Dibromo-3-chloropropane	**0.0047 U**	ug/L	0.019	0.0047	1	11/28/16 06:30	11/29/16 00:24	96-12-8	L3
1,2-Dibromoethane (EDB)	**0.0072 U**	ug/L	0.0096	0.0072	1	11/28/16 06:30	11/29/16 00:24	106-93-4	L3
6010 MET ICP	Analytical Method: EPA 6010 Preparation Method: EPA 3010								
Arsenic	**5.0 U**	ug/L	10.0	5.0	1	11/30/16 19:47	12/02/16 12:57	7440-38-2	
Barium	**30.2**	ug/L	10.0	5.0	1	11/30/16 19:47	12/02/16 12:57	7440-39-3	
Beryllium	**0.50 U**	ug/L	1.0	0.50	1	11/30/16 19:47	12/02/16 12:57	7440-41-7	
Cadmium	**0.50 U**	ug/L	1.0	0.50	1	11/30/16 19:47	12/02/16 12:57	7440-43-9	
Chromium	**2.5 U**	ug/L	5.0	2.5	1	11/30/16 19:47	12/02/16 12:57	7440-47-3	
Cobalt	**5.0 U**	ug/L	10.0	5.0	1	11/30/16 19:47	12/02/16 12:57	7440-48-4	
Copper	**2.5 U**	ug/L	5.0	2.5	1	11/30/16 19:47	12/02/16 12:57	7440-50-8	
Iron	**5040**	ug/L	40.0	20.0	1	11/30/16 19:47	12/02/16 12:57	7439-89-6	
Lead	**5.0 U**	ug/L	10.0	5.0	1	11/30/16 19:47	12/02/16 12:57	7439-92-1	
Nickel	**2.5 U**	ug/L	5.0	2.5	1	11/30/16 19:47	12/02/16 12:57	7440-02-0	
Selenium	**7.5 U**	ug/L	15.0	7.5	1	11/30/16 19:47	12/02/16 12:57	7782-49-2	
Silver	**2.5 U**	ug/L	5.0	2.5	1	11/30/16 19:47	12/02/16 12:57	7440-22-4	
Sodium	**38.9**	mg/L	1.0	0.50	1	11/30/16 19:47	12/02/16 12:57	7440-23-5	
Vanadium	**5.0 U**	ug/L	10.0	5.0	1	11/30/16 19:47	12/02/16 12:57	7440-62-2	
Zinc	**10.0 U**	ug/L	20.0	10.0	1	11/30/16 19:47	12/02/16 12:57	7440-66-6	
6020 MET ICPMS	Analytical Method: EPA 6020 Preparation Method: EPA 3010								
Antimony	**0.50 U**	ug/L	1.0	0.50	1	11/30/16 19:47	12/02/16 14:01	7440-36-0	
Thallium	**0.50 U**	ug/L	1.0	0.50	1	11/30/16 19:47	12/02/16 14:01	7440-28-0	
7470 Mercury	Analytical Method: EPA 7470 Preparation Method: EPA 7470								
Mercury	**0.10 U**	ug/L	0.20	0.10	1	11/30/16 07:30	12/01/16 14:03	7439-97-6	
8260 MSV	Analytical Method: EPA 8260								
Acetone	**10.0 U**	ug/L	20.0	10.0	1		11/28/16 23:04	67-64-1	
Acrylonitrile	**5.0 U**	ug/L	10.0	5.0	1		11/28/16 23:04	107-13-1	
Benzene	**0.10 U**	ug/L	1.0	0.10	1		11/28/16 23:04	71-43-2	
Bromochloromethane	**0.50 U**	ug/L	1.0	0.50	1		11/28/16 23:04	74-97-5	
Bromodichloromethane	**0.27 U**	ug/L	0.60	0.27	1		11/28/16 23:04	75-27-4	
Bromoform	**0.50 U**	ug/L	1.0	0.50	1		11/28/16 23:04	75-25-2	

REPORT OF LABORATORY ANALYSIS

This report shall not be reproduced, except in full,
without the written consent of Pace Analytical Services, LLC.

Pace Analytical Services, LLC
8 East Tower Circle
Ormond Beach, FL 32174
(386)672-5668

ANALYTICAL RESULTS

Project: Tomoka LF Semi Annual MWs
Pace Project No.: 35278600

Sample: B38-2 **Lab ID: 35278600006** Collected: 11/21/16 13:33 Received: 11/21/16 15:05 Matrix: Water

Parameters	Results	Units	PQL	MDL	DF	Prepared	Analyzed	CAS No.	Qual
8260 MSV	Analytical Method: EPA 8260								
Bromomethane	**0.50 U**	ug/L	5.0	0.50	1		11/28/16 23:04	74-83-9	
2-Butanone (MEK)	**5.0 U**	ug/L	10.0	5.0	1		11/28/16 23:04	78-93-3	
Carbon disulfide	**5.0 U**	ug/L	10.0	5.0	1		11/28/16 23:04	75-15-0	
Carbon tetrachloride	**0.50 U**	ug/L	1.0	0.50	1		11/28/16 23:04	56-23-5	
Chlorobenzene	**0.50 U**	ug/L	1.0	0.50	1		11/28/16 23:04	108-90-7	
Chloroethane	**0.50 U**	ug/L	10.0	0.50	1		11/28/16 23:04	75-00-3	
Chloroform	**0.50 U**	ug/L	1.0	0.50	1		11/28/16 23:04	67-66-3	
Chloromethane	**0.62 U**	ug/L	1.0	0.62	1		11/28/16 23:04	74-87-3	
Dibromochloromethane	**0.26 U**	ug/L	0.50	0.26	1		11/28/16 23:04	124-48-1	
Dibromomethane	**0.50 U**	ug/L	1.0	0.50	1		11/28/16 23:04	74-95-3	
1,2-Dichlorobenzene	**0.50 U**	ug/L	1.0	0.50	1		11/28/16 23:04	95-50-1	
1,4-Dichlorobenzene	**0.50 U**	ug/L	1.0	0.50	1		11/28/16 23:04	106-46-7	
trans-1,4-Dichloro-2-butene	**5.0 U**	ug/L	10.0	5.0	1		11/28/16 23:04	110-57-6	
1,1-Dichloroethane	**0.50 U**	ug/L	1.0	0.50	1		11/28/16 23:04	75-34-3	
1,2-Dichloroethane	**0.50 U**	ug/L	1.0	0.50	1		11/28/16 23:04	107-06-2	
1,1-Dichloroethene	**0.50 U**	ug/L	1.0	0.50	1		11/28/16 23:04	75-35-4	
cis-1,2-Dichloroethene	**0.50 U**	ug/L	1.0	0.50	1		11/28/16 23:04	156-59-2	
trans-1,2-Dichloroethene	**0.50 U**	ug/L	1.0	0.50	1		11/28/16 23:04	156-60-5	
1,2-Dichloropropane	**0.50 U**	ug/L	1.0	0.50	1		11/28/16 23:04	78-87-5	
cis-1,3-Dichloropropene	**0.25 U**	ug/L	0.50	0.25	1		11/28/16 23:04	10061-01-5	
trans-1,3-Dichloropropene	**0.25 U**	ug/L	0.50	0.25	1		11/28/16 23:04	10061-02-6	
Ethylbenzene	**0.50 U**	ug/L	1.0	0.50	1		11/28/16 23:04	100-41-4	
2-Hexanone	**5.0 U**	ug/L	10.0	5.0	1		11/28/16 23:04	591-78-6	
Iodomethane	**0.50 U**	ug/L	10.0	0.50	1		11/28/16 23:04	74-88-4	
Methylene Chloride	**2.5 U**	ug/L	5.0	2.5	1		11/28/16 23:04	75-09-2	
4-Methyl-2-pentanone (MIBK)	**5.0 U**	ug/L	10.0	5.0	1		11/28/16 23:04	108-10-1	
Styrene	**0.50 U**	ug/L	1.0	0.50	1		11/28/16 23:04	100-42-5	
1,1,1,2-Tetrachloroethane	**0.50 U**	ug/L	1.0	0.50	1		11/28/16 23:04	630-20-6	
1,1,2,2-Tetrachloroethane	**0.12 U**	ug/L	0.50	0.12	1		11/28/16 23:04	79-34-5	
Tetrachloroethene	**0.50 U**	ug/L	1.0	0.50	1		11/28/16 23:04	127-18-4	
Toluene	**0.50 U**	ug/L	1.0	0.50	1		11/28/16 23:04	108-88-3	
1,1,1-Trichloroethane	**0.50 U**	ug/L	1.0	0.50	1		11/28/16 23:04	71-55-6	
1,1,2-Trichloroethane	**0.50 U**	ug/L	1.0	0.50	1		11/28/16 23:04	79-00-5	
Trichloroethene	**0.50 U**	ug/L	1.0	0.50	1		11/28/16 23:04	79-01-6	
Trichlorofluoromethane	**0.50 U**	ug/L	1.0	0.50	1		11/28/16 23:04	75-69-4	
1,2,3-Trichloropropane	**0.59 U**	ug/L	1.0	0.59	1		11/28/16 23:04	96-18-4	
Vinyl acetate	**1.0 U**	ug/L	2.0	1.0	1		11/28/16 23:04	108-05-4	
Vinyl chloride	**0.50 U**	ug/L	1.0	0.50	1		11/28/16 23:04	75-01-4	
Xylene (Total)	**1.5 U**	ug/L	3.0	1.5	1		11/28/16 23:04	1330-20-7	
Surrogates									
4-Bromofluorobenzene (S)	100	%	89-111		1		11/28/16 23:04	460-00-4	
1,2-Dichloroethane-d4 (S)	98	%	75-135		1		11/28/16 23:04	17060-07-0	
Toluene-d8 (S)	100	%	89-112		1		11/28/16 23:04	2037-26-5	
2540C Total Dissolved Solids	Analytical Method: SM 2540C								
Total Dissolved Solids	**347**	mg/L	5.0	5.0	1		11/28/16 10:51		

REPORT OF LABORATORY ANALYSIS

This report shall not be reproduced, except in full,
without the written consent of Pace Analytical Services, LLC.

Pace Analytical Services, LLC
8 East Tower Circle
Ormond Beach, FL 32174
(386)672-5668

ANALYTICAL RESULTS

Project: Tomoka LF Semi Annual MWs
Pace Project No.: 35278600

Sample: B38-2 **Lab ID: 35278600006** Collected: 11/21/16 13:33 Received: 11/21/16 15:05 Matrix: Water

Parameters	Results	Units	PQL	MDL	DF	Prepared	Analyzed	CAS No.	Qual
300.0 IC Anions 28 Days	Analytical Method: EPA 300.0								
Chloride	**51.7**	mg/L	5.0	2.5	1		11/26/16 21:40	16887-00-6	J(M1)
350.1 Ammonia	Analytical Method: EPA 350.1								
Nitrogen, Ammonia	**1.2**	mg/L	0.050	0.020	1		12/05/16 17:26	7664-41-7	
353.2 Nitrogen, NO2/NO3 unpres	Analytical Method: EPA 353.2								
Nitrogen, Nitrate	**0.010 U**	mg/L	0.040	0.010	1		11/22/16 12:18		

REPORT OF LABORATORY ANALYSIS

This report shall not be reproduced, except in full,
without the written consent of Pace Analytical Services, LLC.

Pace Analytical Services, LLC
8 East Tower Circle
Ormond Beach, FL 32174
(386)672-5668

ANALYTICAL RESULTS

Project: Tomoka LF Semi Annual MWs
Pace Project No.: 35278600

Sample: B39 **Lab ID: 35278600007** Collected: 11/21/16 14:00 Received: 11/21/16 15:05 Matrix: Water

Parameters	Results	Units	PQL	MDL	DF	Prepared	Analyzed	CAS No.	Qual
Field Data	Analytical Method:								
Field pH	**5.08**	Std. Units			1		11/21/16 14:00		
Field Temperature	**23.87**	deg C			1		11/21/16 14:00		
Appearance	**Color: yellow, Sheen: none**				1		11/21/16 14:00		
Field Specific Conductance	**181**	umhos/cm			1		11/21/16 14:00		
Oxygen, Dissolved	**0.35**	mg/L			1		11/21/16 14:00	7782-44-7	
REDOX	**125.7**	mV			1		11/21/16 14:00		
Turbidity	**19.48**	NTU			1		11/21/16 14:00		
Water Level(NGVD)	**23.01**	feet			1		11/21/16 14:00		
8011 GCS EDB and DBCP	Analytical Method: EPA 8011 Preparation Method: EPA 8011								
1,2-Dibromo-3-chloropropane	**0.0047 U**	ug/L	0.019	0.0047	1	11/28/16 06:30	11/29/16 00:40	96-12-8	L3
1,2-Dibromoethane (EDB)	**0.0073 U**	ug/L	0.0097	0.0073	1	11/28/16 06:30	11/29/16 00:40	106-93-4	L3
6010 MET ICP	Analytical Method: EPA 6010 Preparation Method: EPA 3010								
Arsenic	**21.4**	ug/L	10.0	5.0	1	11/30/16 19:47	12/02/16 13:01	7440-38-2	
Barium	**26.3**	ug/L	10.0	5.0	1	11/30/16 19:47	12/02/16 13:01	7440-39-3	
Beryllium	**0.50 U**	ug/L	1.0	0.50	1	11/30/16 19:47	12/02/16 13:01	7440-41-7	
Cadmium	**0.50 U**	ug/L	1.0	0.50	1	11/30/16 19:47	12/02/16 13:01	7440-43-9	
Chromium	**11.0**	ug/L	5.0	2.5	1	11/30/16 19:47	12/02/16 13:01	7440-47-3	
Cobalt	**5.0 U**	ug/L	10.0	5.0	1	11/30/16 19:47	12/02/16 13:01	7440-48-4	
Copper	**2.5 U**	ug/L	5.0	2.5	1	11/30/16 19:47	12/02/16 13:01	7440-50-8	
Iron	**10900**	ug/L	40.0	20.0	1	11/30/16 19:47	12/02/16 13:01	7439-89-6	
Lead	**5.0 U**	ug/L	10.0	5.0	1	11/30/16 19:47	12/02/16 13:01	7439-92-1	
Nickel	**2.5 U**	ug/L	5.0	2.5	1	11/30/16 19:47	12/02/16 13:01	7440-02-0	
Selenium	**7.5 U**	ug/L	15.0	7.5	1	11/30/16 19:47	12/02/16 13:01	7782-49-2	
Silver	**2.5 U**	ug/L	5.0	2.5	1	11/30/16 19:47	12/02/16 13:01	7440-22-4	
Sodium	**16.5**	mg/L	1.0	0.50	1	11/30/16 19:47	12/02/16 13:01	7440-23-5	
Vanadium	**47.0**	ug/L	10.0	5.0	1	11/30/16 19:47	12/02/16 13:01	7440-62-2	
Zinc	**10.0 U**	ug/L	20.0	10.0	1	11/30/16 19:47	12/02/16 13:01	7440-66-6	
6020 MET ICPMS	Analytical Method: EPA 6020 Preparation Method: EPA 3010								
Antimony	**0.50 U**	ug/L	1.0	0.50	1	11/30/16 19:47	12/02/16 14:12	7440-36-0	
Thallium	**0.50 U**	ug/L	1.0	0.50	1	11/30/16 19:47	12/02/16 14:12	7440-28-0	
7470 Mercury	Analytical Method: EPA 7470 Preparation Method: EPA 7470								
Mercury	**0.10 U**	ug/L	0.20	0.10	1	11/30/16 07:30	12/01/16 14:05	7439-97-6	
8260 MSV	Analytical Method: EPA 8260								
Acetone	**10.0 U**	ug/L	20.0	10.0	1		11/28/16 23:28	67-64-1	
Acrylonitrile	**5.0 U**	ug/L	10.0	5.0	1		11/28/16 23:28	107-13-1	
Benzene	**0.10 U**	ug/L	1.0	0.10	1		11/28/16 23:28	71-43-2	
Bromochloromethane	**0.50 U**	ug/L	1.0	0.50	1		11/28/16 23:28	74-97-5	
Bromodichloromethane	**0.27 U**	ug/L	0.60	0.27	1		11/28/16 23:28	75-27-4	

REPORT OF LABORATORY ANALYSIS

This report shall not be reproduced, except in full,
without the written consent of Pace Analytical Services, LLC.

Pace Analytical Services, LLC
8 East Tower Circle
Ormond Beach, FL 32174
(386)672-5668

ANALYTICAL RESULTS

Project: Tomoka LF Semi Annual MWs
Pace Project No.: 35278600

Sample: B39 **Lab ID: 35278600007** Collected: 11/21/16 14:00 Received: 11/21/16 15:05 Matrix: Water

Parameters	Results	Units	PQL	MDL	DF	Prepared	Analyzed	CAS No.	Qual
8260 MSV	Analytical Method: EPA 8260								
Bromoform	**0.50 U**	ug/L	1.0	0.50	1		11/28/16 23:28	75-25-2	
Bromomethane	**0.50 U**	ug/L	5.0	0.50	1		11/28/16 23:28	74-83-9	
2-Butanone (MEK)	**5.0 U**	ug/L	10.0	5.0	1		11/28/16 23:28	78-93-3	
Carbon disulfide	**5.0 U**	ug/L	10.0	5.0	1		11/28/16 23:28	75-15-0	
Carbon tetrachloride	**0.50 U**	ug/L	1.0	0.50	1		11/28/16 23:28	56-23-5	
Chlorobenzene	**0.50 U**	ug/L	1.0	0.50	1		11/28/16 23:28	108-90-7	
Chloroethane	**0.50 U**	ug/L	10.0	0.50	1		11/28/16 23:28	75-00-3	
Chloroform	**0.50 U**	ug/L	1.0	0.50	1		11/28/16 23:28	67-66-3	
Chloromethane	**0.62 U**	ug/L	1.0	0.62	1		11/28/16 23:28	74-87-3	
Dibromochloromethane	**0.26 U**	ug/L	0.50	0.26	1		11/28/16 23:28	124-48-1	
Dibromomethane	**0.50 U**	ug/L	1.0	0.50	1		11/28/16 23:28	74-95-3	
1,2-Dichlorobenzene	**0.50 U**	ug/L	1.0	0.50	1		11/28/16 23:28	95-50-1	
1,4-Dichlorobenzene	**0.50 U**	ug/L	1.0	0.50	1		11/28/16 23:28	106-46-7	
trans-1,4-Dichloro-2-butene	**5.0 U**	ug/L	10.0	5.0	1		11/28/16 23:28	110-57-6	
1,1-Dichloroethane	**0.50 U**	ug/L	1.0	0.50	1		11/28/16 23:28	75-34-3	
1,2-Dichloroethane	**0.50 U**	ug/L	1.0	0.50	1		11/28/16 23:28	107-06-2	
1,1-Dichloroethene	**0.50 U**	ug/L	1.0	0.50	1		11/28/16 23:28	75-35-4	
cis-1,2-Dichloroethene	**0.50 U**	ug/L	1.0	0.50	1		11/28/16 23:28	156-59-2	
trans-1,2-Dichloroethene	**0.50 U**	ug/L	1.0	0.50	1		11/28/16 23:28	156-60-5	
1,2-Dichloropropane	**0.50 U**	ug/L	1.0	0.50	1		11/28/16 23:28	78-87-5	
cis-1,3-Dichloropropene	**0.25 U**	ug/L	0.50	0.25	1		11/28/16 23:28	10061-01-5	
trans-1,3-Dichloropropene	**0.25 U**	ug/L	0.50	0.25	1		11/28/16 23:28	10061-02-6	
Ethylbenzene	**0.50 U**	ug/L	1.0	0.50	1		11/28/16 23:28	100-41-4	
2-Hexanone	**5.0 U**	ug/L	10.0	5.0	1		11/28/16 23:28	591-78-6	
Iodomethane	**0.50 U**	ug/L	10.0	0.50	1		11/28/16 23:28	74-88-4	
Methylene Chloride	**2.5 U**	ug/L	5.0	2.5	1		11/28/16 23:28	75-09-2	
4-Methyl-2-pentanone (MIBK)	**5.0 U**	ug/L	10.0	5.0	1		11/28/16 23:28	108-10-1	
Styrene	**0.50 U**	ug/L	1.0	0.50	1		11/28/16 23:28	100-42-5	
1,1,1,2-Tetrachloroethane	**0.50 U**	ug/L	1.0	0.50	1		11/28/16 23:28	630-20-6	
1,1,2,2-Tetrachloroethane	**0.12 U**	ug/L	0.50	0.12	1		11/28/16 23:28	79-34-5	
Tetrachloroethene	**0.50 U**	ug/L	1.0	0.50	1		11/28/16 23:28	127-18-4	
Toluene	**0.50 U**	ug/L	1.0	0.50	1		11/28/16 23:28	108-88-3	
1,1,1-Trichloroethane	**0.50 U**	ug/L	1.0	0.50	1		11/28/16 23:28	71-55-6	
1,1,2-Trichloroethane	**0.50 U**	ug/L	1.0	0.50	1		11/28/16 23:28	79-00-5	
Trichloroethene	**0.50 U**	ug/L	1.0	0.50	1		11/28/16 23:28	79-01-6	
Trichlorofluoromethane	**0.50 U**	ug/L	1.0	0.50	1		11/28/16 23:28	75-69-4	
1,2,3-Trichloropropane	**0.59 U**	ug/L	1.0	0.59	1		11/28/16 23:28	96-18-4	
Vinyl acetate	**1.0 U**	ug/L	2.0	1.0	1		11/28/16 23:28	108-05-4	
Vinyl chloride	**0.50 U**	ug/L	1.0	0.50	1		11/28/16 23:28	75-01-4	
Xylene (Total)	**1.5 U**	ug/L	3.0	1.5	1		11/28/16 23:28	1330-20-7	
Surrogates									
4-Bromofluorobenzene (S)	101	%	89-111		1		11/28/16 23:28	460-00-4	
1,2-Dichloroethane-d4 (S)	99	%	75-135		1		11/28/16 23:28	17060-07-0	
Toluene-d8 (S)	100	%	89-112		1		11/28/16 23:28	2037-26-5	

REPORT OF LABORATORY ANALYSIS

This report shall not be reproduced, except in full,
without the written consent of Pace Analytical Services, LLC.

Pace Analytical Services, LLC
8 East Tower Circle
Ormond Beach, FL 32174
(386)672-5668

ANALYTICAL RESULTS

Project: Tomoka LF Semi Annual MWs
Pace Project No.: 35278600

Sample: B39 **Lab ID: 35278600007** Collected: 11/21/16 14:00 Received: 11/21/16 15:05 Matrix: Water

Parameters	Results	Units	PQL	MDL	DF	Prepared	Analyzed	CAS No.	Qual
2540C Total Dissolved Solids	Analytical Method: SM 2540C								
Total Dissolved Solids	**194**	mg/L	5.0	5.0	1		11/28/16 10:52		
300.0 IC Anions 28 Days	Analytical Method: EPA 300.0								
Chloride	**21.9**	mg/L	5.0	2.5	1		11/26/16 22:38	16887-00-6	
350.1 Ammonia	Analytical Method: EPA 350.1								
Nitrogen, Ammonia	**0.91**	mg/L	0.050	0.020	1		12/05/16 17:28	7664-41-7	
353.2 Nitrogen, NO2/NO3 unpres	Analytical Method: EPA 353.2								
Nitrogen, Nitrate	**0.018 I**	mg/L	0.040	0.010	1		11/22/16 12:20		

REPORT OF LABORATORY ANALYSIS

This report shall not be reproduced, except in full,
without the written consent of Pace Analytical Services, LLC.

Pace Analytical Services, LLC
8 East Tower Circle
Ormond Beach, FL 32174
(386)672-5668

ANALYTICAL RESULTS

Project: Tomoka LF Semi Annual MWs
Pace Project No.: 35278600

Sample: TRIP BLANK 11/21/16 **Lab ID: 35278600008** Collected: 11/21/16 00:00 Received: 11/21/16 15:05 Matrix: Water

Parameters	Results	Units	PQL	MDL	DF	Prepared	Analyzed	CAS No.	Qual
8260 MSV	Analytical Method: EPA 8260								
Acetone	**10.0 U**	ug/L	20.0	10.0	1		11/28/16 18:44	67-64-1	
Acrylonitrile	**5.0 U**	ug/L	10.0	5.0	1		11/28/16 18:44	107-13-1	
Benzene	**0.10 U**	ug/L	1.0	0.10	1		11/28/16 18:44	71-43-2	
Bromochloromethane	**0.50 U**	ug/L	1.0	0.50	1		11/28/16 18:44	74-97-5	
Bromodichloromethane	**0.27 U**	ug/L	0.60	0.27	1		11/28/16 18:44	75-27-4	
Bromoform	**0.50 U**	ug/L	1.0	0.50	1		11/28/16 18:44	75-25-2	
Bromomethane	**0.50 U**	ug/L	5.0	0.50	1		11/28/16 18:44	74-83-9	
2-Butanone (MEK)	**5.0 U**	ug/L	10.0	5.0	1		11/28/16 18:44	78-93-3	
Carbon disulfide	**5.0 U**	ug/L	10.0	5.0	1		11/28/16 18:44	75-15-0	
Carbon tetrachloride	**0.50 U**	ug/L	1.0	0.50	1		11/28/16 18:44	56-23-5	
Chlorobenzene	**0.50 U**	ug/L	1.0	0.50	1		11/28/16 18:44	108-90-7	
Chloroethane	**0.50 U**	ug/L	10.0	0.50	1		11/28/16 18:44	75-00-3	
Chloroform	**0.50 U**	ug/L	1.0	0.50	1		11/28/16 18:44	67-66-3	
Chloromethane	**0.62 U**	ug/L	1.0	0.62	1		11/28/16 18:44	74-87-3	
1,2-Dibromo-3-chloropropane	**1.0 U**	ug/L	2.0	1.0	1		11/28/16 18:44	96-12-8	
Dibromochloromethane	**0.26 U**	ug/L	0.50	0.26	1		11/28/16 18:44	124-48-1	
1,2-Dibromoethane (EDB)	**0.50 U**	ug/L	1.0	0.50	1		11/28/16 18:44	106-93-4	
Dibromomethane	**0.50 U**	ug/L	1.0	0.50	1		11/28/16 18:44	74-95-3	
1,2-Dichlorobenzene	**0.50 U**	ug/L	1.0	0.50	1		11/28/16 18:44	95-50-1	
1,4-Dichlorobenzene	**0.50 U**	ug/L	1.0	0.50	1		11/28/16 18:44	106-46-7	
trans-1,4-Dichloro-2-butene	**5.0 U**	ug/L	10.0	5.0	1		11/28/16 18:44	110-57-6	
1,1-Dichloroethane	**0.50 U**	ug/L	1.0	0.50	1		11/28/16 18:44	75-34-3	
1,2-Dichloroethane	**0.50 U**	ug/L	1.0	0.50	1		11/28/16 18:44	107-06-2	
1,1-Dichloroethene	**0.50 U**	ug/L	1.0	0.50	1		11/28/16 18:44	75-35-4	
cis-1,2-Dichloroethene	**0.50 U**	ug/L	1.0	0.50	1		11/28/16 18:44	156-59-2	
trans-1,2-Dichloroethene	**0.50 U**	ug/L	1.0	0.50	1		11/28/16 18:44	156-60-5	
1,2-Dichloropropane	**0.50 U**	ug/L	1.0	0.50	1		11/28/16 18:44	78-87-5	
cis-1,3-Dichloropropene	**0.25 U**	ug/L	0.50	0.25	1		11/28/16 18:44	10061-01-5	
trans-1,3-Dichloropropene	**0.25 U**	ug/L	0.50	0.25	1		11/28/16 18:44	10061-02-6	
Ethylbenzene	**0.50 U**	ug/L	1.0	0.50	1		11/28/16 18:44	100-41-4	
2-Hexanone	**5.0 U**	ug/L	10.0	5.0	1		11/28/16 18:44	591-78-6	
Iodomethane	**0.50 U**	ug/L	10.0	0.50	1		11/28/16 18:44	74-88-4	
Methylene Chloride	**2.5 U**	ug/L	5.0	2.5	1		11/28/16 18:44	75-09-2	
4-Methyl-2-pentanone (MIBK)	**5.0 U**	ug/L	10.0	5.0	1		11/28/16 18:44	108-10-1	
Styrene	**0.50 U**	ug/L	1.0	0.50	1		11/28/16 18:44	100-42-5	
1,1,1,2-Tetrachloroethane	**0.50 U**	ug/L	1.0	0.50	1		11/28/16 18:44	630-20-6	
1,1,2,2-Tetrachloroethane	**0.12 U**	ug/L	0.50	0.12	1		11/28/16 18:44	79-34-5	
Tetrachloroethene	**0.50 U**	ug/L	1.0	0.50	1		11/28/16 18:44	127-18-4	
Toluene	**0.50 U**	ug/L	1.0	0.50	1		11/28/16 18:44	108-88-3	
1,1,1-Trichloroethane	**0.50 U**	ug/L	1.0	0.50	1		11/28/16 18:44	71-55-6	
1,1,2-Trichloroethane	**0.50 U**	ug/L	1.0	0.50	1		11/28/16 18:44	79-00-5	
Trichloroethene	**0.50 U**	ug/L	1.0	0.50	1		11/28/16 18:44	79-01-6	
Trichlorofluoromethane	**0.50 U**	ug/L	1.0	0.50	1		11/28/16 18:44	75-69-4	
1,2,3-Trichloropropane	**0.59 U**	ug/L	1.0	0.59	1		11/28/16 18:44	96-18-4	
Vinyl acetate	**1.0 U**	ug/L	2.0	1.0	1		11/28/16 18:44	108-05-4	
Vinyl chloride	**0.50 U**	ug/L	1.0	0.50	1		11/28/16 18:44	75-01-4	

REPORT OF LABORATORY ANALYSIS

This report shall not be reproduced, except in full,
without the written consent of Pace Analytical Services, LLC.

Pace Analytical Services, LLC
8 East Tower Circle
Ormond Beach, FL 32174
(386)672-5668

ANALYTICAL RESULTS

Project: Tomoka LF Semi Annual MWs
Pace Project No.: 35278600

Sample: TRIP BLANK 11/21/16 **Lab ID: 35278600008** Collected: 11/21/16 00:00 Received: 11/21/16 15:05 Matrix: Water

Parameters	Results	Units	PQL	MDL	DF	Prepared	Analyzed	CAS No.	Qual
8260 MSV	Analytical Method: EPA 8260								
Xylene (Total)	**1.5 U**	ug/L	3.0	1.5	1		11/28/16 18:44	1330-20-7	
Surrogates									
4-Bromofluorobenzene (S)	100	%	89-111		1		11/28/16 18:44	460-00-4	
1,2-Dichloroethane-d4 (S)	98	%	75-135		1		11/28/16 18:44	17060-07-0	
Toluene-d8 (S)	99	%	89-112		1		11/28/16 18:44	2037-26-5	

REPORT OF LABORATORY ANALYSIS

This report shall not be reproduced, except in full,
without the written consent of Pace Analytical Services, LLC.

Pace Analytical Services, LLC
8 East Tower Circle
Ormond Beach, FL 32174
(386)672-5668

QUALITY CONTROL DATA

Project: Tomoka LF Semi Annual MWs
Pace Project No.: 35278600

QC Batch: 335294 Analysis Method: EPA 7470
QC Batch Method: EPA 7470 Analysis Description: 7470 Mercury
Associated Lab Samples: 35278600001, 35278600002, 35278600003, 35278600004, 35278600005, 35278600006, 35278600007

METHOD BLANK: 1795238 Matrix: Water
Associated Lab Samples: 35278600001, 35278600002, 35278600003, 35278600004, 35278600005, 35278600006, 35278600007

Parameter	Units	Blank Result	Reporting Limit	MDL	Analyzed	Qualifiers
Mercury	ug/L	0.10 U	0.20	0.10	12/01/16 13:20	

LABORATORY CONTROL SAMPLE: 1795239

Parameter	Units	Spike Conc.	LCS Result	LCS % Rec	% Rec Limits	Qualifiers
Mercury	ug/L	2	2.2	108	80-120	

MATRIX SPIKE & MATRIX SPIKE DUPLICATE: 1795240 1795241

Parameter	Units	35278137002 Result	MS Spike Conc.	MSD Spike Conc.	MS Result	MSD Result	MS % Rec	MSD % Rec	% Rec Limits	RPD	Max RPD	Qual
Mercury	ug/L	0.10 U	2	2	2.1	2.2	103	106	75-125	2	20	

Results presented on this page are in the units indicated by the "Units" column except where an alternate unit is presented to the right of the result.

REPORT OF LABORATORY ANALYSIS

This report shall not be reproduced, except in full,
without the written consent of Pace Analytical Services, LLC.

Pace Analytical Services, LLC
8 East Tower Circle
Ormond Beach, FL 32174
(386)672-5668

QUALITY CONTROL DATA

Project: Tomoka LF Semi Annual MWs
Pace Project No.: 35278600

QC Batch: 335485 Analysis Method: EPA 6010
QC Batch Method: EPA 3010 Analysis Description: 6010 MET
Associated Lab Samples: 35278600001, 35278600002, 35278600003, 35278600004, 35278600005, 35278600006, 35278600007

METHOD BLANK: 1796262 Matrix: Water
Associated Lab Samples: 35278600001, 35278600002, 35278600003, 35278600004, 35278600005, 35278600006, 35278600007

Parameter	Units	Blank Result	Reporting Limit	MDL	Analyzed	Qualifiers
Arsenic	ug/L	5.0 U	10.0	5.0	12/02/16 12:09	
Barium	ug/L	5.0 U	10.0	5.0	12/02/16 12:09	
Beryllium	ug/L	0.50 U	1.0	0.50	12/02/16 12:09	
Cadmium	ug/L	0.50 U	1.0	0.50	12/02/16 12:09	
Chromium	ug/L	2.5 U	5.0	2.5	12/02/16 12:09	
Cobalt	ug/L	5.0 U	10.0	5.0	12/02/16 12:09	
Copper	ug/L	2.5 U	5.0	2.5	12/02/16 12:09	
Iron	ug/L	20.0 U	40.0	20.0	12/02/16 12:09	
Lead	ug/L	5.0 U	10.0	5.0	12/02/16 12:09	
Nickel	ug/L	2.5 U	5.0	2.5	12/02/16 12:09	
Selenium	ug/L	7.5 U	15.0	7.5	12/02/16 12:09	
Silver	ug/L	2.5 U	5.0	2.5	12/02/16 12:09	
Sodium	mg/L	0.50 U	1.0	0.50	12/02/16 12:09	
Vanadium	ug/L	5.0 U	10.0	5.0	12/02/16 12:09	
Zinc	ug/L	10.0 U	20.0	10.0	12/02/16 12:09	

LABORATORY CONTROL SAMPLE: 1796263

Parameter	Units	Spike Conc.	LCS Result	LCS % Rec	% Rec Limits	Qualifiers
Arsenic	ug/L	500	510	102	80-120	
Barium	ug/L	500	509	102	80-120	
Beryllium	ug/L	50	52.3	105	80-120	
Cadmium	ug/L	50	51.0	102	80-120	
Chromium	ug/L	500	518	104	80-120	
Cobalt	ug/L	500	518	104	80-120	
Copper	ug/L	500	544	109	80-120	
Iron	ug/L	5000	5080	102	80-120	
Lead	ug/L	500	530	106	80-120	
Nickel	ug/L	500	523	105	80-120	
Selenium	ug/L	500	532	106	80-120	
Silver	ug/L	50	50.4	101	80-120	
Sodium	mg/L	25	26.1	105	80-120	
Vanadium	ug/L	500	529	106	80-120	
Zinc	ug/L	2500	2470	99	80-120	

Results presented on this page are in the units indicated by the "Units" column except where an alternate unit is presented to the right of the result.

REPORT OF LABORATORY ANALYSIS

This report shall not be reproduced, except in full,
without the written consent of Pace Analytical Services, LLC.

Pace Analytical Services, LLC
8 East Tower Circle
Ormond Beach, FL 32174
(386)672-5668

QUALITY CONTROL DATA

Project: Tomoka LF Semi Annual MWs
Pace Project No.: 35278600

MATRIX SPIKE & MATRIX SPIKE DUPLICATE: 1796264 1796265

Parameter	Units	35278600005 Result	MS Spike Conc.	MSD Spike Conc.	MS Result	MSD Result	MS % Rec	MSD % Rec	% Rec Limits	RPD	Max RPD	Qual
Arsenic	ug/L	5.0 U	250	250	252	250	101	100	75-125	1	20	
Barium	ug/L	104	250	250	357	356	101	101	75-125	0	20	
Beryllium	ug/L	0.50 U	25	25	26.3	26.4	104	104	75-125	0	20	
Cadmium	ug/L	0.50 U	25	25	26.1	26.3	103	104	75-125	1	20	
Chromium	ug/L	2.5 U	250	250	260	260	103	103	75-125	0	20	
Cobalt	ug/L	5.0 U	250	250	262	263	105	105	75-125	1	20	
Copper	ug/L	2.5 U	250	250	272	268	108	106	75-125	2	20	
Iron	ug/L	22600	2500	2500	24800	24200	88	67	75-125	2	20	J(M1)
Lead	ug/L	5.0 U	250	250	268	267	107	107	75-125	0	20	
Nickel	ug/L	2.5 U	250	250	263	264	105	106	75-125	0	20	
Selenium	ug/L	7.5 U	250	250	256	257	102	103	75-125	0	20	
Silver	ug/L	2.5 U	25	25	25.0	25.1	100	101	75-125	1	20	
Sodium	mg/L	30.3	12.5	12.5	43.0	42.3	101	96	75-125	2	20	
Vanadium	ug/L	5.0 U	250	250	266	263	106	105	75-125	1	20	
Zinc	ug/L	10.0 U	1250	1250	1250	1260	100	100	75-125	1	20	

Results presented on this page are in the units indicated by the "Units" column except where an alternate unit is presented to the right of the result.

REPORT OF LABORATORY ANALYSIS

This report shall not be reproduced, except in full,
without the written consent of Pace Analytical Services, LLC.

Pace Analytical Services, LLC
8 East Tower Circle
Ormond Beach, FL 32174
(386)672-5668

QUALITY CONTROL DATA

Project: Tomoka LF Semi Annual MWs
Pace Project No.: 35278600

QC Batch: 335486 Analysis Method: EPA 6020
QC Batch Method: EPA 3010 Analysis Description: 6020 MET
Associated Lab Samples: 35278600001, 35278600002, 35278600003, 35278600004, 35278600005, 35278600006, 35278600007

METHOD BLANK: 1796267 Matrix: Water
Associated Lab Samples: 35278600001, 35278600002, 35278600003, 35278600004, 35278600005, 35278600006, 35278600007

Parameter	Units	Blank Result	Reporting Limit	MDL	Analyzed	Qualifiers
Antimony	ug/L	0.50 U	1.0	0.50	12/02/16 13:20	
Thallium	ug/L	0.50 U	1.0	0.50	12/02/16 13:20	

LABORATORY CONTROL SAMPLE: 1796268

Parameter	Units	Spike Conc.	LCS Result	LCS % Rec	% Rec Limits	Qualifiers
Antimony	ug/L	50	49.8	100	80-120	
Thallium	ug/L	50	51.7	103	80-120	

MATRIX SPIKE & MATRIX SPIKE DUPLICATE: 1796269 1796270

Parameter	Units	35278600002 Result	MS Spike Conc.	MSD Spike Conc.	MS Result	MSD Result	MS % Rec	MSD % Rec	% Rec Limits	RPD	Max RPD	Qual
Antimony	ug/L	0.50 U	100	100	99.8	103	100	103	75-125	3	20	
Thallium	ug/L	0.50 U	100	100	103	106	103	106	75-125	3	20	

Results presented on this page are in the units indicated by the "Units" column except where an alternate unit is presented to the right of the result.

REPORT OF LABORATORY ANALYSIS

This report shall not be reproduced, except in full,
without the written consent of Pace Analytical Services, LLC.

Pace Analytical Services, LLC
8 East Tower Circle
Ormond Beach, FL 32174
(386)672-5668

QUALITY CONTROL DATA

Project: Tomoka LF Semi Annual MWs
Pace Project No.: 35278600

QC Batch: 334919 Analysis Method: EPA 8260
QC Batch Method: EPA 8260 Analysis Description: 8260 MSV
Associated Lab Samples: 35278600001, 35278600002, 35278600003, 35278600004, 35278600005, 35278600006, 35278600007, 35278600008

METHOD BLANK: 1793058 Matrix: Water
Associated Lab Samples: 35278600001, 35278600002, 35278600003, 35278600004, 35278600005, 35278600006, 35278600007, 35278600008

Parameter	Units	Blank Result	Reporting Limit	MDL	Analyzed	Qualifiers
1,1,1,2-Tetrachloroethane	ug/L	0.50 U	1.0	0.50	11/28/16 15:02	
1,1,1-Trichloroethane	ug/L	0.50 U	1.0	0.50	11/28/16 15:02	
1,1,2,2-Tetrachloroethane	ug/L	0.12 U	0.50	0.12	11/28/16 15:02	
1,1,2-Trichloroethane	ug/L	0.50 U	1.0	0.50	11/28/16 15:02	
1,1-Dichloroethane	ug/L	0.50 U	1.0	0.50	11/28/16 15:02	
1,1-Dichloroethene	ug/L	0.50 U	1.0	0.50	11/28/16 15:02	
1,2,3-Trichloropropane	ug/L	0.59 U	1.0	0.59	11/28/16 15:02	
1,2-Dibromo-3-chloropropane	ug/L	1.0 U	2.0	1.0	11/28/16 15:02	
1,2-Dibromoethane (EDB)	ug/L	0.50 U	1.0	0.50	11/28/16 15:02	
1,2-Dichlorobenzene	ug/L	0.50 U	1.0	0.50	11/28/16 15:02	
1,2-Dichloroethane	ug/L	0.50 U	1.0	0.50	11/28/16 15:02	
1,2-Dichloropropane	ug/L	0.50 U	1.0	0.50	11/28/16 15:02	
1,4-Dichlorobenzene	ug/L	0.50 U	1.0	0.50	11/28/16 15:02	
2-Butanone (MEK)	ug/L	5.0 U	10.0	5.0	11/28/16 15:02	
2-Hexanone	ug/L	5.0 U	10.0	5.0	11/28/16 15:02	
4-Methyl-2-pentanone (MIBK)	ug/L	5.0 U	10.0	5.0	11/28/16 15:02	
Acetone	ug/L	10.0 U	20.0	10.0	11/28/16 15:02	
Acrylonitrile	ug/L	5.0 U	10.0	5.0	11/28/16 15:02	
Benzene	ug/L	0.10 U	1.0	0.10	11/28/16 15:02	
Bromochloromethane	ug/L	0.50 U	1.0	0.50	11/28/16 15:02	
Bromodichloromethane	ug/L	0.27 U	0.60	0.27	11/28/16 15:02	
Bromoform	ug/L	0.50 U	1.0	0.50	11/28/16 15:02	
Bromomethane	ug/L	0.50 U	5.0	0.50	11/28/16 15:02	
Carbon disulfide	ug/L	5.0 U	10.0	5.0	11/28/16 15:02	
Carbon tetrachloride	ug/L	0.50 U	1.0	0.50	11/28/16 15:02	
Chlorobenzene	ug/L	0.50 U	1.0	0.50	11/28/16 15:02	
Chloroethane	ug/L	0.50 U	10.0	0.50	11/28/16 15:02	
Chloroform	ug/L	0.50 U	1.0	0.50	11/28/16 15:02	
Chloromethane	ug/L	0.62 U	1.0	0.62	11/28/16 15:02	
cis-1,2-Dichloroethene	ug/L	0.50 U	1.0	0.50	11/28/16 15:02	
cis-1,3-Dichloropropene	ug/L	0.25 U	0.50	0.25	11/28/16 15:02	
Dibromochloromethane	ug/L	0.26 U	0.50	0.26	11/28/16 15:02	
Dibromomethane	ug/L	0.50 U	1.0	0.50	11/28/16 15:02	
Ethylbenzene	ug/L	0.50 U	1.0	0.50	11/28/16 15:02	
Iodomethane	ug/L	0.50 U	10.0	0.50	11/28/16 15:02	
Methylene Chloride	ug/L	2.5 U	5.0	2.5	11/28/16 15:02	
Styrene	ug/L	0.50 U	1.0	0.50	11/28/16 15:02	
Tetrachloroethene	ug/L	0.50 U	1.0	0.50	11/28/16 15:02	
Toluene	ug/L	0.50 U	1.0	0.50	11/28/16 15:02	
trans-1,2-Dichloroethene	ug/L	0.50 U	1.0	0.50	11/28/16 15:02	

Results presented on this page are in the units indicated by the "Units" column except where an alternate unit is presented to the right of the result.

REPORT OF LABORATORY ANALYSIS

This report shall not be reproduced, except in full,
without the written consent of Pace Analytical Services, LLC.

Pace Analytical Services, LLC
8 East Tower Circle
Ormond Beach, FL 32174
(386)672-5668

QUALITY CONTROL DATA

Project: Tomoka LF Semi Annual MWs
Pace Project No.: 35278600

METHOD BLANK: 1793058 Matrix: Water

Associated Lab Samples: 35278600001, 35278600002, 35278600003, 35278600004, 35278600005, 35278600006, 35278600007, 35278600008

Parameter	Units	Blank Result	Reporting Limit	MDL	Analyzed	Qualifiers
trans-1,3-Dichloropropene	ug/L	0.25 U	0.50	0.25	11/28/16 15:02	
trans-1,4-Dichloro-2-butene	ug/L	5.0 U	10.0	5.0	11/28/16 15:02	
Trichloroethene	ug/L	0.50 U	1.0	0.50	11/28/16 15:02	
Trichlorofluoromethane	ug/L	0.50 U	1.0	0.50	11/28/16 15:02	
Vinyl acetate	ug/L	1.0 U	2.0	1.0	11/28/16 15:02	
Vinyl chloride	ug/L	0.50 U	1.0	0.50	11/28/16 15:02	
Xylene (Total)	ug/L	1.5 U	3.0	1.5	11/28/16 15:02	
1,2-Dichloroethane-d4 (S)	%	99	75-135		11/28/16 15:02	
4-Bromofluorobenzene (S)	%	100	89-111		11/28/16 15:02	
Toluene-d8 (S)	%	99	89-112		11/28/16 15:02	

LABORATORY CONTROL SAMPLE: 1793059

Parameter	Units	Spike Conc.	LCS Result	LCS % Rec	% Rec Limits	Qualifiers
1,1,1,2-Tetrachloroethane	ug/L	20	19.8	99	70-130	
1,1,1-Trichloroethane	ug/L	20	18.4	92	70-130	
1,1,2,2-Tetrachloroethane	ug/L	20	20.0	100	70-130	
1,1,2-Trichloroethane	ug/L	20	19.9	99	70-130	
1,1-Dichloroethane	ug/L	20	18.3	92	70-130	
1,1-Dichloroethene	ug/L	20	18.7	93	65-134	
1,2,3-Trichloropropane	ug/L	20	20.8	104	65-135	
1,2-Dibromo-3-chloropropane	ug/L	20	20.5	102	62-133	
1,2-Dibromoethane (EDB)	ug/L	20	20.2	101	70-130	
1,2-Dichlorobenzene	ug/L	20	19.7	99	70-130	
1,2-Dichloroethane	ug/L	20	18.7	93	70-130	
1,2-Dichloropropane	ug/L	20	19.1	95	70-130	
1,4-Dichlorobenzene	ug/L	20	20.1	101	70-130	
2-Butanone (MEK)	ug/L	40	37.1	93	61-129	
2-Hexanone	ug/L	40	42.4	106	68-131	
4-Methyl-2-pentanone (MIBK)	ug/L	40	40.8	102	70-130	
Acetone	ug/L	40	38.3	96	44-155	
Acrylonitrile	ug/L	200	264	132	59-138	
Benzene	ug/L	20	19.0	95	70-130	
Bromochloromethane	ug/L	20	19.8	99	70-130	
Bromodichloromethane	ug/L	20	18.6	93	70-130	
Bromoform	ug/L	20	19.9	100	62-129	
Bromomethane	ug/L	20	25.7	128	10-179	
Carbon disulfide	ug/L	20	19.0	95	40-156	
Carbon tetrachloride	ug/L	20	18.2	91	66-127	
Chlorobenzene	ug/L	20	20.3	101	70-130	
Chloroethane	ug/L	20	16.5	83	57-142	
Chloroform	ug/L	20	18.6	93	70-130	
Chloromethane	ug/L	20	21.0	105	45-150	

Results presented on this page are in the units indicated by the "Units" column except where an alternate unit is presented to the right of the result.

REPORT OF LABORATORY ANALYSIS

This report shall not be reproduced, except in full,
without the written consent of Pace Analytical Services, LLC.

Pace Analytical Services, LLC
8 East Tower Circle
Ormond Beach, FL 32174
(386)672-5668

QUALITY CONTROL DATA

Project: Tomoka LF Semi Annual MWs
Pace Project No.: 35278600

LABORATORY CONTROL SAMPLE: 1793059

Parameter	Units	Spike Conc.	LCS Result	LCS % Rec	% Rec Limits	Qualifiers
cis-1,2-Dichloroethene	ug/L	20	18.7	94	70-130	
cis-1,3-Dichloropropene	ug/L	20	18.5	92	70-130	
Dibromochloromethane	ug/L	20	19.8	99	70-130	
Dibromomethane	ug/L	20	20.6	103	70-130	
Ethylbenzene	ug/L	20	19.6	98	70-130	
Iodomethane	ug/L	40	38.5	96	21-150	
Methylene Chloride	ug/L	20	20.1	100	65-127	
Styrene	ug/L	20	20.5	102	70-130	
Tetrachloroethene	ug/L	20	19.7	98	48-155	
Toluene	ug/L	20	20.1	101	70-130	
trans-1,2-Dichloroethene	ug/L	20	18.8	94	68-126	
trans-1,3-Dichloropropene	ug/L	20	20.6	103	70-130	
trans-1,4-Dichloro-2-butene	ug/L	20	20.7	103	46-138	
Trichloroethene	ug/L	20	19.9	100	69-129	
Trichlorofluoromethane	ug/L	20	20.3	101	60-144	
Vinyl acetate	ug/L	20	18.7	94	70-130	
Vinyl chloride	ug/L	20	22.9	114	67-136	
Xylene (Total)	ug/L	60	58.1	97	70-130	
1,2-Dichloroethane-d4 (S)	%			101	75-135	
4-Bromofluorobenzene (S)	%			103	89-111	
Toluene-d8 (S)	%			99	89-112	

MATRIX SPIKE SAMPLE: 1794313

Parameter	Units	35278600002 Result	Spike Conc.	MS Result	MS % Rec	% Rec Limits	Qualifiers
1,1,1,2-Tetrachloroethane	ug/L	0.50 U	20	17.2	86	70-130	
1,1,1-Trichloroethane	ug/L	0.50 U	20	17.1	85	70-130	
1,1,2,2-Tetrachloroethane	ug/L	0.12 U	20	16.8	84	70-130	
1,1,2-Trichloroethane	ug/L	0.50 U	20	16.6	83	70-130	
1,1-Dichloroethane	ug/L	0.50 U	20	17.5	87	70-130	
1,1-Dichloroethene	ug/L	0.50 U	20	18.1	91	65-134	
1,2,3-Trichloropropane	ug/L	0.59 U	20	17.8	89	65-135	
1,2-Dibromo-3-chloropropane	ug/L	1.0 U	20	16.3	81	62-133	
1,2-Dibromoethane (EDB)	ug/L	0.50 U	20	17.5	87	70-130	
1,2-Dichlorobenzene	ug/L	0.50 U	20	17.1	86	70-130	
1,2-Dichloroethane	ug/L	0.50 U	20	16.7	84	70-130	
1,2-Dichloropropane	ug/L	0.50 U	20	17.5	87	70-130	
1,4-Dichlorobenzene	ug/L	0.50 U	20	17.5	88	70-130	
2-Butanone (MEK)	ug/L	5.0 U	40	32.8	82	61-129	
2-Hexanone	ug/L	5.0 U	40	34.5	86	68-131	
4-Methyl-2-pentanone (MIBK)	ug/L	5.0 U	40	34.6	86	70-130	
Acetone	ug/L	10.0 U	40	33.4	84	44-155	
Acrylonitrile	ug/L	5.0 U	200	194	97	59-138	
Benzene	ug/L	0.10 U	20	17.3	87	70-130	
Bromochloromethane	ug/L	0.50 U	20	17.6	88	70-130	

Results presented on this page are in the units indicated by the "Units" column except where an alternate unit is presented to the right of the result.

REPORT OF LABORATORY ANALYSIS

This report shall not be reproduced, except in full,
without the written consent of Pace Analytical Services, LLC.

Pace Analytical Services, LLC
8 East Tower Circle
Ormond Beach, FL 32174
(386)672-5668

QUALITY CONTROL DATA

Project: Tomoka LF Semi Annual MWs
Pace Project No.: 35278600

MATRIX SPIKE SAMPLE: 1794313

Parameter	Units	35278600002 Result	Spike Conc.	MS Result	MS % Rec	% Rec Limits	Qualifiers
Bromodichloromethane	ug/L	0.27 U	20	16.6	83	70-130	
Bromoform	ug/L	0.50 U	20	16.2	81	62-129	
Bromomethane	ug/L	0.50 U	20	16.7	84	10-179	
Carbon disulfide	ug/L	5.0 U	20	18.1	90	40-156	
Carbon tetrachloride	ug/L	0.50 U	20	16.7	83	66-127	
Chlorobenzene	ug/L	0.50 U	20	18.6	91	70-130	
Chloroethane	ug/L	0.50 U	20	15.5	78	57-142	
Chloroform	ug/L	0.50 U	20	17.2	86	70-130	
Chloromethane	ug/L	0.62 U	20	18.9	94	45-150	
cis-1,2-Dichloroethene	ug/L	0.50 U	20	17.0	85	70-130	
cis-1,3-Dichloropropene	ug/L	0.25 U	20	15.3	77	70-130	
Dibromochloromethane	ug/L	0.26 U	20	17.4	87	70-130	
Dibromomethane	ug/L	0.50 U	20	17.6	88	70-130	
Ethylbenzene	ug/L	0.50 U	20	18.0	90	70-130	
Iodomethane	ug/L	0.50 U	40	36.4	91	21-150	
Methylene Chloride	ug/L	2.5 U	20	17.8	89	65-127	
Styrene	ug/L	0.50 U	20	17.7	88	70-130	
Tetrachloroethene	ug/L	0.50 U	20	16.9	85	48-155	
Toluene	ug/L	0.50 U	20	18.5	93	70-130	
trans-1,2-Dichloroethene	ug/L	0.50 U	20	17.6	88	68-126	
trans-1,3-Dichloropropene	ug/L	0.25 U	20	16.3	82	70-130	
trans-1,4-Dichloro-2-butene	ug/L	5.0 U	20	11.8	59	46-138	
Trichloroethene	ug/L	0.50 U	20	17.6	88	69-129	
Trichlorofluoromethane	ug/L	0.50 U	20	15.9	79	60-144	
Vinyl acetate	ug/L	1.0 U	20	14.2	71	70-130	
Vinyl chloride	ug/L	0.50 U	20	19.7	99	67-136	
Xylene (Total)	ug/L	1.5 U	60	51.9	86	70-130	
1,2-Dichloroethane-d4 (S)	%				101	75-135	
4-Bromofluorobenzene (S)	%				103	89-111	
Toluene-d8 (S)	%				98	89-112	

SAMPLE DUPLICATE: 1794312

Parameter	Units	35278894001 Result	Dup Result	RPD	Max RPD	Qualifiers
1,1,1,2-Tetrachloroethane	ug/L	0.50 U	0.50 U		40	
1,1,1-Trichloroethane	ug/L	0.50 U	0.50 U		40	
1,1,2,2-Tetrachloroethane	ug/L	0.12 U	0.12 U		40	
1,1,2-Trichloroethane	ug/L	0.50 U	0.50 U		40	
1,1-Dichloroethane	ug/L	0.50 U	0.50 U		40	
1,1-Dichloroethene	ug/L	0.50 U	0.50 U		40	
1,2,3-Trichloropropane	ug/L	0.59 U	0.59 U		40	
1,2-Dibromo-3-chloropropane	ug/L	1.0 U	1.0 U		40	
1,2-Dibromoethane (EDB)	ug/L	0.50 U	0.50 U		40	
1,2-Dichlorobenzene	ug/L	0.50 U	0.50 U		40	
1,2-Dichloroethane	ug/L	0.50 U	0.50 U		40	

Results presented on this page are in the units indicated by the "Units" column except where an alternate unit is presented to the right of the result.

REPORT OF LABORATORY ANALYSIS

This report shall not be reproduced, except in full,
without the written consent of Pace Analytical Services, LLC.

Pace Analytical Services, LLC
8 East Tower Circle
Ormond Beach, FL 32174
(386)672-5668

QUALITY CONTROL DATA

Project: Tomoka LF Semi Annual MWs
Pace Project No.: 35278600

SAMPLE DUPLICATE: 1794312

Parameter	Units	35278894001 Result	Dup Result	RPD	Max RPD	Qualifiers
1,2-Dichloropropane	ug/L	0.50 U	0.50 U		40	
1,4-Dichlorobenzene	ug/L	0.50 U	0.50 U		40	
2-Butanone (MEK)	ug/L	5.0 U	5.0 U		40	
2-Hexanone	ug/L	5.0 U	5.0 U		40	
4-Methyl-2-pentanone (MIBK)	ug/L	5.0 U	5.0 U		40	
Acetone	ug/L	10.0 U	10.0 U		40	
Acrylonitrile	ug/L	5.0 U	5.0 U		40	
Benzene	ug/L	0.10 U	0.10 U		40	
Bromochloromethane	ug/L	0.50 U	0.50 U		40	
Bromodichloromethane	ug/L	0.27 U	0.27 U		40	
Bromoform	ug/L	0.50 U	0.50 U		40	
Bromomethane	ug/L	0.50 U	0.50 U		40	
Carbon disulfide	ug/L	5.0 U	5.0 U		40	
Carbon tetrachloride	ug/L	0.50 U	0.50 U		40	
Chlorobenzene	ug/L	0.50 U	0.50 U		40	
Chloroethane	ug/L	0.50 U	0.50 U		40	
Chloroform	ug/L	0.50 U	0.50 U		40	
Chloromethane	ug/L	0.62 U	0.62 U		40	
cis-1,2-Dichloroethene	ug/L	0.50 U	0.50 U		40	
cis-1,3-Dichloropropene	ug/L	0.25 U	0.25 U		40	
Dibromochloromethane	ug/L	0.26 U	0.26 U		40	
Dibromomethane	ug/L	0.50 U	0.50 U		40	
Ethylbenzene	ug/L	0.50 U	0.50 U		40	
Iodomethane	ug/L	0.50 U	0.50 U		40	
Methylene Chloride	ug/L	2.5 U	2.5 U		40	
Styrene	ug/L	0.50 U	0.50 U		40	
Tetrachloroethene	ug/L	0.50 U	0.50 U		40	
Toluene	ug/L	0.50 U	0.50 U		40	
trans-1,2-Dichloroethene	ug/L	0.50 U	0.50 U		40	
trans-1,3-Dichloropropene	ug/L	0.25 U	0.25 U		40	
trans-1,4-Dichloro-2-butene	ug/L	5.0 U	5.0 U		40	
Trichloroethene	ug/L	0.50 U	0.50 U		40	
Trichlorofluoromethane	ug/L	0.50 U	0.50 U		40	
Vinyl acetate	ug/L	1.0 U	1.0 U		40	
Vinyl chloride	ug/L	0.50 U	0.50 U		40	
Xylene (Total)	ug/L	1.5 U	1.5 U		40	
1,2-Dichloroethane-d4 (S)	%	99	100	1	40	
4-Bromofluorobenzene (S)	%	102	99	3	40	
Toluene-d8 (S)	%	100	101	1	40	

Results presented on this page are in the units indicated by the "Units" column except where an alternate unit is presented to the right of the result.

REPORT OF LABORATORY ANALYSIS

This report shall not be reproduced, except in full,
without the written consent of Pace Analytical Services, LLC.

Pace Analytical Services, LLC
8 East Tower Circle
Ormond Beach, FL 32174
(386)672-5668

QUALITY CONTROL DATA

Project: Tomoka LF Semi Annual MWs
Pace Project No.: 35278600

QC Batch: 334560 Analysis Method: EPA 8011
QC Batch Method: EPA 8011 Analysis Description: 8011 EDB DBCP
Associated Lab Samples: 35278600001, 35278600002, 35278600003, 35278600004, 35278600005, 35278600006, 35278600007

METHOD BLANK: 1791723 Matrix: Water
Associated Lab Samples: 35278600001, 35278600002, 35278600003, 35278600004, 35278600005, 35278600006, 35278600007

Parameter	Units	Blank Result	Reporting Limit	MDL	Analyzed	Qualifiers
1,2-Dibromo-3-chloropropane	ug/L	0.0049 U	0.020	0.0049	11/28/16 20:51	
1,2-Dibromoethane (EDB)	ug/L	0.0075 U	0.010	0.0075	11/28/16 20:51	

LABORATORY CONTROL SAMPLE: 1791724

Parameter	Units	Spike Conc.	LCS Result	LCS % Rec	% Rec Limits	Qualifiers
1,2-Dibromo-3-chloropropane	ug/L	.25	0.54	216	60-140	J(L0)
1,2-Dibromoethane (EDB)	ug/L	.25	0.48	192	60-140	J(L0)

MATRIX SPIKE & MATRIX SPIKE DUPLICATE: 1792568 1792569

Parameter	Units	35278600001 Result	MS Spike Conc.	MSD Spike Conc.	MS Result	MSD Result	MS % Rec	MSD % Rec	% Rec Limits	RPD	Max RPD	Qual
1,2-Dibromo-3-chloropropane	ug/L	0.0047 U	.44	.44	0.74	0.78	170	178	60-140	5	40	J(M0)
1,2-Dibromoethane (EDB)	ug/L	0.0072 U	.44	.44	0.77	0.79	176	181	60-140	3	40	J(M0)

Results presented on this page are in the units indicated by the "Units" column except where an alternate unit is presented to the right of the result.

REPORT OF LABORATORY ANALYSIS

This report shall not be reproduced, except in full,
without the written consent of Pace Analytical Services, LLC.

Pace Analytical Services, LLC
8 East Tower Circle
Ormond Beach, FL 32174
(386)672-5668

QUALITY CONTROL DATA

Project: Tomoka LF Semi Annual MWs
Pace Project No.: 35278600

QC Batch: 334189 Analysis Method: SM 2540C
QC Batch Method: SM 2540C Analysis Description: 2540C Total Dissolved Solids
Associated Lab Samples: 35278600001

METHOD BLANK: 1789128 Matrix: Water
Associated Lab Samples: 35278600001

Parameter	Units	Blank Result	Reporting Limit	MDL	Analyzed	Qualifiers
Total Dissolved Solids	mg/L	5.0 U	5.0	5.0	11/22/16 16:53	

LABORATORY CONTROL SAMPLE: 1789129

Parameter	Units	Spike Conc.	LCS Result	LCS % Rec	% Rec Limits	Qualifiers
Total Dissolved Solids	mg/L	300	291	97	90-110	

SAMPLE DUPLICATE: 1789130

Parameter	Units	35277900001 Result	Dup Result	RPD	Max RPD	Qualifiers
Total Dissolved Solids	mg/L	403	416	3	5	

SAMPLE DUPLICATE: 1789131

Parameter	Units	35278167005 Result	Dup Result	RPD	Max RPD	Qualifiers
Total Dissolved Solids	mg/L	1620	1540	5	5	

Results presented on this page are in the units indicated by the "Units" column except where an alternate unit is presented to the right of the result.

REPORT OF LABORATORY ANALYSIS

This report shall not be reproduced, except in full,
without the written consent of Pace Analytical Services, LLC.

Pace Analytical Services, LLC
8 East Tower Circle
Ormond Beach, FL 32174
(386)672-5668

QUALITY CONTROL DATA

Project: Tomoka LF Semi Annual MWs
Pace Project No.: 35278600

QC Batch: 334684 Analysis Method: SM 2540C
QC Batch Method: SM 2540C Analysis Description: 2540C Total Dissolved Solids
Associated Lab Samples: 35278600002, 35278600003, 35278600004, 35278600005, 35278600006, 35278600007

METHOD BLANK: 1792359 Matrix: Water
Associated Lab Samples: 35278600002, 35278600003, 35278600004, 35278600005, 35278600006, 35278600007

Parameter	Units	Blank Result	Reporting Limit	MDL	Analyzed	Qualifiers
Total Dissolved Solids	mg/L	5.0 U	5.0	5.0	11/28/16 10:48	

LABORATORY CONTROL SAMPLE: 1792360

Parameter	Units	Spike Conc.	LCS Result	LCS % Rec	% Rec Limits	Qualifiers
Total Dissolved Solids	mg/L	300	287	96	90-110	

SAMPLE DUPLICATE: 1792361

Parameter	Units	35278600002 Result	Dup Result	RPD	Max RPD	Qualifiers
Total Dissolved Solids	mg/L	250	262	5	5	

SAMPLE DUPLICATE: 1792362

Parameter	Units	35278642005 Result	Dup Result	RPD	Max RPD	Qualifiers
Total Dissolved Solids	mg/L	205	222	8	5	J(D6)

Results presented on this page are in the units indicated by the "Units" column except where an alternate unit is presented to the right of the result.

REPORT OF LABORATORY ANALYSIS

This report shall not be reproduced, except in full,
without the written consent of Pace Analytical Services, LLC.

Pace Analytical Services, LLC
8 East Tower Circle
Ormond Beach, FL 32174
(386)672-5668

QUALITY CONTROL DATA

Project: Tomoka LF Semi Annual MWs
Pace Project No.: 35278600

QC Batch: 334644 Analysis Method: EPA 300.0
QC Batch Method: EPA 300.0 Analysis Description: 300.0 IC Anions
Associated Lab Samples: 35278600001, 35278600002, 35278600003, 35278600004, 35278600005

METHOD BLANK: 1792104 Matrix: Water
Associated Lab Samples: 35278600001, 35278600002, 35278600003, 35278600004, 35278600005

Parameter	Units	Blank Result	Reporting Limit	MDL	Analyzed	Qualifiers
Chloride	mg/L	2.5 U	5.0	2.5	11/26/16 10:59	

LABORATORY CONTROL SAMPLE: 1792105

Parameter	Units	Spike Conc.	LCS Result	LCS % Rec	% Rec Limits	Qualifiers
Chloride	mg/L	50	48.8	98	90-110	

MATRIX SPIKE & MATRIX SPIKE DUPLICATE: 1792106 1792107

Parameter	Units	35278012003 Result	MS Spike Conc.	MSD Spike Conc.	MS Result	MSD Result	MS % Rec	MSD % Rec	% Rec Limits	RPD	Max RPD	Qual
Chloride	mg/L	74.7	50	50	123	123	96	96	90-110	0	20	

MATRIX SPIKE & MATRIX SPIKE DUPLICATE: 1792108 1792109

Parameter	Units	35278183001 Result	MS Spike Conc.	MSD Spike Conc.	MS Result	MSD Result	MS % Rec	MSD % Rec	% Rec Limits	RPD	Max RPD	Qual
Chloride	mg/L	2.5 U	50	50	48.5	52.3	95	103	90-110	7	20	

Results presented on this page are in the units indicated by the "Units" column except where an alternate unit is presented to the right of the result.

REPORT OF LABORATORY ANALYSIS

This report shall not be reproduced, except in full,
without the written consent of Pace Analytical Services, LLC.

Pace Analytical Services, LLC
8 East Tower Circle
Ormond Beach, FL 32174
(386)672-5668

QUALITY CONTROL DATA

Project: Tomoka LF Semi Annual MWs
Pace Project No.: 35278600

QC Batch: 334645 Analysis Method: EPA 300.0
QC Batch Method: EPA 300.0 Analysis Description: 300.0 IC Anions
Associated Lab Samples: 35278600006, 35278600007

METHOD BLANK: 1792110 Matrix: Water
Associated Lab Samples: 35278600006, 35278600007

Parameter	Units	Blank Result	Reporting Limit	MDL	Analyzed	Qualifiers
Chloride	mg/L	2.5 U	5.0	2.5	11/26/16 21:01	

LABORATORY CONTROL SAMPLE: 1792111

Parameter	Units	Spike Conc.	LCS Result	LCS % Rec	% Rec Limits	Qualifiers
Chloride	mg/L	50	49.4	99	90-110	

MATRIX SPIKE & MATRIX SPIKE DUPLICATE: 1792112 1792113

Parameter	Units	35278600006 Result	MS Spike Conc.	MSD Spike Conc.	MS Result	MSD Result	MS % Rec	MSD % Rec	% Rec Limits	RPD	Max RPD	Qual
Chloride	mg/L	51.7	50	50	98.1	107	93	111	90-110	9	20	J(M1)

MATRIX SPIKE & MATRIX SPIKE DUPLICATE: 1792114 1792115

Parameter	Units	35279096004 Result	MS Spike Conc.	MSD Spike Conc.	MS Result	MSD Result	MS % Rec	MSD % Rec	% Rec Limits	RPD	Max RPD	Qual
Chloride	mg/L	27.7	50	50	77.8	78.0	100	101	90-110	0	20	

Results presented on this page are in the units indicated by the "Units" column except where an alternate unit is presented to the right of the result.

REPORT OF LABORATORY ANALYSIS

This report shall not be reproduced, except in full,
without the written consent of Pace Analytical Services, LLC.

Pace Analytical Services, LLC
8 East Tower Circle
Ormond Beach, FL 32174
(386)672-5668

QUALITY CONTROL DATA

Project: Tomoka LF Semi Annual MWs
Pace Project No.: 35278600

QC Batch: 336375 Analysis Method: EPA 350.1
QC Batch Method: EPA 350.1 Analysis Description: 350.1 Ammonia
Associated Lab Samples: 35278600001, 35278600002, 35278600003, 35278600004, 35278600005, 35278600006, 35278600007

METHOD BLANK: 1801711 Matrix: Water
Associated Lab Samples: 35278600001, 35278600002, 35278600003, 35278600004, 35278600005, 35278600006, 35278600007

Parameter	Units	Blank Result	Reporting Limit	MDL	Analyzed	Qualifiers
Nitrogen, Ammonia	mg/L	0.020 U	0.050	0.020	12/05/16 16:53	

LABORATORY CONTROL SAMPLE: 1801712

Parameter	Units	Spike Conc.	LCS Result	LCS % Rec	% Rec Limits	Qualifiers
Nitrogen, Ammonia	mg/L	1	1.1	105	90-110	

MATRIX SPIKE SAMPLE: 1801714

Parameter	Units	35278570004 Result	Spike Conc.	MS Result	MS % Rec	% Rec Limits	Qualifiers
Nitrogen, Ammonia	mg/L	1.1	1	2.2	110	90-110	

SAMPLE DUPLICATE: 1801713

Parameter	Units	35278570004 Result	Dup Result	RPD	Max RPD	Qualifiers
Nitrogen, Ammonia	mg/L	1.1	1.1	0	20	

Results presented on this page are in the units indicated by the "Units" column except where an alternate unit is presented to the right of the result.

REPORT OF LABORATORY ANALYSIS

This report shall not be reproduced, except in full,
without the written consent of Pace Analytical Services, LLC.

Pace Analytical Services, LLC
8 East Tower Circle
Ormond Beach, FL 32174
(386)672-5668

QUALITY CONTROL DATA

Project: Tomoka LF Semi Annual MWs
Pace Project No.: 35278600

QC Batch: 334103 Analysis Method: EPA 353.2
QC Batch Method: EPA 353.2 Analysis Description: 353.2 Nitrate + Nitrite, Unpres.
Associated Lab Samples: 35278600001, 35278600002, 35278600003, 35278600004, 35278600005, 35278600006, 35278600007

METHOD BLANK: 1788776 Matrix: Water
Associated Lab Samples: 35278600001, 35278600002, 35278600003, 35278600004, 35278600005, 35278600006, 35278600007

Parameter	Units	Blank Result	Reporting Limit	MDL	Analyzed	Qualifiers
Nitrogen, Nitrate	mg/L	0.010 U	0.040	0.010	11/22/16 11:43	

SAMPLE DUPLICATE: 1788778

Parameter	Units	35278572001 Result	Dup Result	RPD	Max RPD	Qualifiers
Nitrogen, Nitrate	mg/L	0.010 U	0.010 U		20	

SAMPLE DUPLICATE: 1788780

Parameter	Units	35278593001 Result	Dup Result	RPD	Max RPD	Qualifiers
Nitrogen, Nitrate	mg/L	0.025 U	0.025 U		20	

Results presented on this page are in the units indicated by the "Units" column except where an alternate unit is presented to the right of the result.

REPORT OF LABORATORY ANALYSIS

This report shall not be reproduced, except in full,
without the written consent of Pace Analytical Services, LLC.

Pace Analytical Services, LLC
8 East Tower Circle
Ormond Beach, FL 32174
(386)672-5668

QUALIFIERS

Project: Tomoka LF Semi Annual MWs
Pace Project No.: 35278600

DEFINITIONS

DF - Dilution Factor, if reported, represents the factor applied to the reported data due to dilution of the sample aliquot.

ND - Not Detected at or above adjusted reporting limit.

MDL - Adjusted Method Detection Limit.

PQL - Practical Quantitation Limit.

RL - Reporting Limit.

S - Surrogate

1,2-Diphenylhydrazine decomposes to and cannot be separated from Azobenzene using Method 8270. The result for each analyte is a combined concentration.

Consistent with EPA guidelines, unrounded data are displayed and have been used to calculate % recovery and RPD values.

LCS(D) - Laboratory Control Sample (Duplicate)

MS(D) - Matrix Spike (Duplicate)

DUP - Sample Duplicate

RPD - Relative Percent Difference

NC - Not Calculable.

SG - Silica Gel - Clean-Up

U - Indicates the compound was analyzed for, but not detected.

N-Nitrosodiphenylamine decomposes and cannot be separated from Diphenylamine using Method 8270. The result reported for each analyte is a combined concentration.

Pace Analytical is TNI accredited. Contact your Pace PM for the current list of accredited analytes.

TNI - The NELAC Institute.

LABORATORIES

PASI-O	Pace Analytical Services - Ormond Beach

ANALYTE QUALIFIERS

I	The reported value is between the laboratory method detection limit and the laboratory practical quantitation limit.
U	Compound was analyzed for but not detected.
J(D6)	Estimated Value. The relative percent difference (RPD) between the sample and sample duplicate exceeded laboratory control limits.
J(L0)	Estimated Value. Analyte recovery in the laboratory control sample (LCS) was outside QC limits.
J(M0)	Estimated Value. Matrix spike recovery was outside laboratory control limits.
J(M1)	Estimated Value. Matrix spike recovery exceeded QC limits. Batch accepted based on laboratory control sample (LCS) recovery.
L3	Analyte recovery in the laboratory control sample (LCS) exceeded QC limits. Analyte presence below reporting limits in associated samples.
p2	Post-analysis pH measurement indicates pH > 2.

This report shall not be reproduced, except in full,
without the written consent of Pace Analytical Services, LLC.

Pace Analytical Services, LLC
8 East Tower Circle
Ormond Beach, FL 32174
(386)672-5668

QUALITY CONTROL DATA CROSS REFERENCE TABLE

Project: Tomoka LF Semi Annual MWs
Pace Project No.: 35278600

Lab ID	Sample ID	QC Batch Method	QC Batch	Analytical Method	Analytical Batch
35278600002	**B37-2 Dup**				
35278600003	**B37-2**				
35278600004	**B64**				
35278600005	**B38-1**				
35278600006	**B38-2**				
35278600007	**B39**				
35278600001	**EQ Blank 11/21/16**	EPA 8011	334560	EPA 8011	334912
35278600002	**B37-2 Dup**	EPA 8011	334560	EPA 8011	334912
35278600003	**B37-2**	EPA 8011	334560	EPA 8011	334912
35278600004	**B64**	EPA 8011	334560	EPA 8011	334912
35278600005	**B38-1**	EPA 8011	334560	EPA 8011	334912
35278600006	**B38-2**	EPA 8011	334560	EPA 8011	334912
35278600007	**B39**	EPA 8011	334560	EPA 8011	334912
35278600001	**EQ Blank 11/21/16**	EPA 3010	335485	EPA 6010	335551
35278600002	**B37-2 Dup**	EPA 3010	335485	EPA 6010	335551
35278600003	**B37-2**	EPA 3010	335485	EPA 6010	335551
35278600004	**B64**	EPA 3010	335485	EPA 6010	335551
35278600005	**B38-1**	EPA 3010	335485	EPA 6010	335551
35278600006	**B38-2**	EPA 3010	335485	EPA 6010	335551
35278600007	**B39**	EPA 3010	335485	EPA 6010	335551
35278600001	**EQ Blank 11/21/16**	EPA 3010	335486	EPA 6020	335553
35278600002	**B37-2 Dup**	EPA 3010	335486	EPA 6020	335553
35278600003	**B37-2**	EPA 3010	335486	EPA 6020	335553
35278600004	**B64**	EPA 3010	335486	EPA 6020	335553
35278600005	**B38-1**	EPA 3010	335486	EPA 6020	335553
35278600006	**B38-2**	EPA 3010	335486	EPA 6020	335553
35278600007	**B39**	EPA 3010	335486	EPA 6020	335553
35278600001	**EQ Blank 11/21/16**	EPA 7470	335294	EPA 7470	335375
35278600002	**B37-2 Dup**	EPA 7470	335294	EPA 7470	335375
35278600003	**B37-2**	EPA 7470	335294	EPA 7470	335375
35278600004	**B64**	EPA 7470	335294	EPA 7470	335375
35278600005	**B38-1**	EPA 7470	335294	EPA 7470	335375
35278600006	**B38-2**	EPA 7470	335294	EPA 7470	335375
35278600007	**B39**	EPA 7470	335294	EPA 7470	335375
35278600001	**EQ Blank 11/21/16**	EPA 8260	334919		
35278600002	**B37-2 Dup**	EPA 8260	334919		
35278600003	**B37-2**	EPA 8260	334919		
35278600004	**B64**	EPA 8260	334919		
35278600005	**B38-1**	EPA 8260	334919		
35278600006	**B38-2**	EPA 8260	334919		
35278600007	**B39**	EPA 8260	334919		
35278600008	**TRIP BLANK 11/21/16**	EPA 8260	334919		
35278600001	**EQ Blank 11/21/16**	SM 2540C	334189		
35278600002	**B37-2 Dup**	SM 2540C	334684		
35278600003	**B37-2**	SM 2540C	334684		

REPORT OF LABORATORY ANALYSIS

This report shall not be reproduced, except in full,
without the written consent of Pace Analytical Services, LLC.

Pace Analytical Services, LLC
8 East Tower Circle
Ormond Beach, FL 32174
(386)672-5668

QUALITY CONTROL DATA CROSS REFERENCE TABLE

Project: Tomoka LF Semi Annual MWs
Pace Project No.: 35278600

Lab ID	Sample ID	QC Batch Method	QC Batch	Analytical Method	Analytical Batch
35278600004	**B64**	SM 2540C	334684		
35278600005	**B38-1**	SM 2540C	334684		
35278600006	**B38-2**	SM 2540C	334684		
35278600007	**B39**	SM 2540C	334684		
35278600001	**EQ Blank 11/21/16**	EPA 300.0	334644		
35278600002	**B37-2 Dup**	EPA 300.0	334644		
35278600003	**B37-2**	EPA 300.0	334644		
35278600004	**B64**	EPA 300.0	334644		
35278600005	**B38-1**	EPA 300.0	334644		
35278600006	**B38-2**	EPA 300.0	334645		
35278600007	**B39**	EPA 300.0	334645		
35278600001	**EQ Blank 11/21/16**	EPA 350.1	336375		
35278600002	**B37-2 Dup**	EPA 350.1	336375		
35278600003	**B37-2**	EPA 350.1	336375		
35278600004	**B64**	EPA 350.1	336375		
35278600005	**B38-1**	EPA 350.1	336375		
35278600006	**B38-2**	EPA 350.1	336375		
35278600007	**B39**	EPA 350.1	336375		
35278600001	**EQ Blank 11/21/16**	EPA 353.2	334103		
35278600002	**B37-2 Dup**	EPA 353.2	334103		
35278600003	**B37-2**	EPA 353.2	334103		
35278600004	**B64**	EPA 353.2	334103		
35278600005	**B38-1**	EPA 353.2	334103		
35278600006	**B38-2**	EPA 353.2	334103		
35278600007	**B39**	EPA 353.2	334103		

This report shall not be reproduced, except in full,
without the written consent of Pace Analytical Services, LLC.

Pace Analytical®
www.pacelabs.com

WO# : 35278600

35278600

-CUSTODY / Analytical Request Document

ody is a LEGAL DOCUMENT. All relevant fields must be completed accurately.

Page: 1 of 1

2104001

Section A
Required Client Information:

Company:	Volusa County Solid Waste
Address:	
Email To:	
Phone:	Fax:
Requested Due Date/TAT:	

Required Project Information:

Report To:	
Copy To:	
Purchase Order No.:	
Project Name:	Tomoka LF Semi Annual MW
Project Number:	

Section C
Invoice Information:

Attention:	
Company Name:	
Address:	
Pace Quote Reference:	
Pace Project Manager:	
Pace Profile #:	

REGULATORY AGENCY

☐ NPDES ☐ GROUND WATER ☐ DRINKING WATER
☐ UST ☐ RCRA ☐ OTHER _____

Site Location
STATE: _____

Section D
Required Client Information

Matrix Codes
MATRIX / CODE

Drinking Water	DW
Water	WT
Waste Water	WW
Product	P
Soil/Solid	SL
Oil	OL
Wipe	WP
Air	AR
Tissue	TS
Other	OT

SAMPLE ID
(A-Z, 0-9 / ,-)
Sample IDs MUST BE UNIQUE

Requested Analysis Filtered (Y/N)

ITEM #	SAMPLE ID	MATRIX CODE (see valid codes to left)	SAMPLE TYPE (G=GRAB C=COMP)	COLLECTED COMPOSITE START DATE	COLLECTED COMPOSITE START TIME	COLLECTED COMPOSITE END/GRAB DATE	COLLECTED COMPOSITE END/GRAB TIME	SAMPLE TEMP AT COLLECTION	# OF CONTAINERS	Preservatives: Unpreserved	H_2SO_4	HNO_3	HCl	NaOH	$Na_2S_2O_3$	Methanol	Other	Analysis Test (Y/N)	TDS, NO3, Cl	Ammonia	Metal by 6010, 6020, HG	EDB 8011	8260 VOC's Full List	Trip Blank	Residual Chlorine (Y/N)	Pace Project No./ Lab I.D.
1	EO					11-21-16	1120												✓	✓	✓	✓	✓			
2	Duplicate						1145																			
3	B37-2						1145																			
4	B64						1220																			
5	B38-1						1310																			
6	B38-2						1333																			
7	B39						1400																			
8	Trip Blank						0000																	✓		
9																										
10																										
11																										
12																										

ADDITIONAL COMMENTS	RELINQUISHED BY / AFFILIATION	DATE	TIME	ACCEPTED BY / AFFILIATION	DATE	TIME	SAMPLE CONDITIONS			
	[signature] / PACE	11-21-16	1505	AS Pace	11/21/16	1505		Y	N	Y
					1.0	T-270				

ORIGINAL

SAMPLER NAME AND SIGNATURE

PRINT Name of SAMPLER: DAVID ICE

SIGNATURE of SAMPLER: [signature]

DATE Signed (MM/DD/YY): 11-21-16

Temp in °C | Received on Ice (Y/N) | Custody Sealed Cooler (Y/N) | Samples Intact (Y/N)

*Important Note: By signing this form you are accepting Pace's NET 30 day payment terms and agreeing to late charges of 1.5% per month for any invoices not paid within 30 days.

F-ALL-Q-020rev.07, 15-May-2007

Form FD 9000-24

GROUNDWATER SAMPLING LOG

SITE NAME:	Volusia County Schools	SITE LOCATION:	Tomoka LF Semi Annual MW8
WELL NO:	0	SAMPLE ID:	10
		DATE:	11-21-16

PURGING DATA

WELL DIAMETER (inches):	TUBING DIAMETER (inches): 1/4	WELL SCREEN INTERVAL DEPTH: feet to feet	STATIC DEPTH TO WATER (feet):	PURGE PUMP TYPE OR BAILER: PP

WELL VOLUME PURGE: 1 WELL VOLUME = (TOTAL WELL DEPTH – STATIC DEPTH TO WATER) X WELL CAPACITY
(only fill out if applicable)
= (feet – feet) X gallons/foot = gallons

EQUIPMENT VOLUME PURGE: 1 EQUIPMENT VOL. = PUMP VOLUME + (TUBING CAPACITY X TUBING LENGTH) + FLOW CELL VOLUME
(only fill out if applicable)
= gallons + (gallons/foot X feet) + gallons = gallons

INITIAL PUMP OR TUBING DEPTH IN WELL (feet):	FINAL PUMP OR TUBING DEPTH IN WELL (feet):	PURGING INITIATED AT:	PURGING ENDED AT:	TOTAL VOLUME PURGED (gallons):

TIME	VOLUME PURGED (gallons)	CUMUL. VOLUME PURGED (gallons)	PURGE RATE (gpm)	DEPTH TO WATER (feet)	pH (standard units)	TEMP. (°C)	COND. (circle units) µmhos/cm or µS/cm	DISSOLVED OXYGEN (circle units) mg/L or % saturation	TURBIDITY (NTUs)	COLOR (describe)	ODOR (describe)

WELL CAPACITY (Gallons Per Foot): **0.75"** = 0.02; **1"** = 0.04; **1.25"** = 0.06; **2"** = 0.16; **3"** = 0.37; **4"** = 0.65; **5"** = 1.02; **6"** = 1.47; **12"** = 5.88
TUBING INSIDE DIA. CAPACITY (Gal./Ft.): **1/8"** = 0.0006; **3/16"** = 0.0014; **1/4"** = 0.0026; **5/16"** = 0.004; **3/8"** = 0.006; **1/2"** = 0.010; **5/8"** = 0.016

PURGING EQUIPMENT CODES: **B** = Bailer; **BP** = Bladder Pump; **ESP** = Electric Submersible Pump; **PP** = Peristaltic Pump; **O** = Other (Specify)

SAMPLING DATA

SAMPLED BY (PRINT) / AFFILIATION:	SAMPLER(S) SIGNATURE(S):	SAMPLING INITIATED AT:	SAMPLING ENDED AT:
UNAUID - ICE / PACE			1120

PUMP OR TUBING DEPTH IN WELL (feet):	TUBING MATERIAL CODE: PE, S	FIELD-FILTERED: Y (N) Filtration Equipment Type:	FILTER SIZE: ____ µm

FIELD DECONTAMINATION: PUMP Y (N) TUBING Y (N) (replaced) DUPLICATE: Y (N)

SAMPLE CONTAINER SPECIFICATION				SAMPLE PRESERVATION					
SAMPLE ID CODE	# CONTAINERS	MATERIAL CODE	VOLUME	PRESERVATIVE USED	TOTAL VOL ADDED IN FIELD (mL)	FINAL pH	INTENDED ANALYSIS AND/OR METHOD	SAMPLING EQUIPMENT CODE	SAMPLE PUMP FLOW RATE (mL per minute)
	1	PE	1000	ICE			TDS, NO3, Cl	APP	< 400
	1	〃	250	HNO_3			6010 6020	〃	〃
	1	〃	〃	H_2SO_4			Ammonia	〃	〃
	2	CG	40	ICE			VOB 8011	〃	〃
	3	〃	〃	HCL			8260 Full List	〃	〃

REMARKS:

MATERIAL CODES: **AG** = Amber Glass; **CG** = Clear Glass; **PE** = Polyethylene; **PP** = Polypropylene; **S** = Silicone; **T** = Teflon; **O** = Other (Specify)

SAMPLING EQUIPMENT CODES: **APP** = After Peristaltic Pump; **B** = Bailer; **BP** = Bladder Pump; **ESP** = Electric Submersible Pump; **RFPP** = Reverse Flow Peristaltic Pump; **SM** = Straw Method (Tubing Gravity Drain); **O** = Other (Specify)

NOTES: 1. **The above do not constitute all of the information required by Chapter 62-160, F.A.C.**
2. STABILIZATION CRITERIA FOR RANGE OF VARIATION OF LAST THREE CONSECUTIVE READINGS (SEE FS 2212, SECTION 3)
pH: ± 0.2 units **Temperature:** ± 0.2 °C **Specific Conductance:** ± 5% **Dissolved Oxygen:** all readings ≤ 20% saturation (see Table FS 2200-2); optionally, ± 0.2 mg/L or ± 10% (whichever is greater) **Turbidity:** all readings ≤ 20 NTU; optionally ± 5 NTU or ± 10% (whichever is greater)

Form FD 9000-24
GROUNDWATER SAMPLING LOG

SITE NAME: Volusia County Solid Waste	SITE LOCATION: Tomoka LF Semi Annual mw's
WELL NO: 1	SAMPLE ID: B37-2 / Duplicate DATE: 11-21-16

PURGING DATA

WELL DIAMETER (inches): 2	TUBING DIAMETER (inches): 1/4	WELL SCREEN INTERVAL DEPTH: feet to feet	STATIC DEPTH TO WATER (feet): 1.96	PURGE PUMP TYPE OR BAILER: PP

WELL VOLUME PURGE: 1 WELL VOLUME = (TOTAL WELL DEPTH – STATIC DEPTH TO WATER) X WELL CAPACITY
(only fill out if applicable)
= (16.80 feet – 1.95 feet) X 0.16 gallons/foot = 2.376 gallons

EQUIPMENT VOLUME PURGE: 1 EQUIPMENT VOL. = PUMP VOLUME + (TUBING CAPACITY X TUBING LENGTH) + FLOW CELL VOLUME
(only fill out if applicable)
= gallons + (gallons/foot X feet) + gallons = gallons

INITIAL PUMP OR TUBING DEPTH IN WELL (feet): 3	FINAL PUMP OR TUBING DEPTH IN WELL (feet): 4	PURGING INITIATED AT: 1124	PURGING ENDED AT: 1140	TOTAL VOLUME PURGED (gallons): 4.00

TIME	VOLUME PURGED (gallons)	CUMUL. VOLUME PURGED (gallons)	PURGE RATE (gpm)	DEPTH TO WATER (feet)	pH (standard units)	TEMP. (°C)	COND. (circle units) µmhos/cm or µS/cm	DISSOLVED OXYGEN (circle units) mg/L or % saturation	TURBIDITY (NTUs)	COLOR (describe)	ODOR (describe)
1134	2.50	2.50	.25	3.79	5.67	23.40	416	0.13	14.32	Yellow	SULFER
1137	0.75	3.25	.25	3.85	5.74	23.42	418	0.20	9.30		
1140	0.75	4.00	.25	3.90	5.80	23.45	419	0.19	7.21		

WELL CAPACITY (Gallons Per Foot): 0.75" = 0.02; 1" = 0.04; 1.25" = 0.06; 2" = 0.16; 3" = 0.37; 4" = 0.65; 5" = 1.02; 6" = 1.47; 12" = 5.88
TUBING INSIDE DIA. CAPACITY (Gal./Ft.): 1/8" = 0.0006; 3/16" = 0.0014; 1/4" = 0.0026; 5/16" = 0.004; 3/8" = 0.006; 1/2" = 0.010; 5/8" = 0.016

PURGING EQUIPMENT CODES: B = Bailer; BP = Bladder Pump; ESP = Electric Submersible Pump; PP = Peristaltic Pump; O = Other (Specify)

SAMPLING DATA

SAMPLED BY (PRINT) / AFFILIATION: DAVID JCE / PACE	SAMPLER(S) SIGNATURE(S):	SAMPLING INITIATED AT: 1140	SAMPLING ENDED AT: 1145
PUMP OR TUBING DEPTH IN WELL (feet): 4	TUBING MATERIAL CODE: PE, S	FIELD-FILTERED: Y N Filtration Equipment Type:	FILTER SIZE: ____ µm
FIELD DECONTAMINATION: PUMP Y N	TUBING Y N (replaced)	DUPLICATE: Y N	

SAMPLE CONTAINER SPECIFICATION				SAMPLE PRESERVATION					
SAMPLE ID CODE	# CONTAINERS	MATERIAL CODE	VOLUME	PRESERVATIVE USED	TOTAL VOL ADDED IN FIELD (mL)	FINAL pH	INTENDED ANALYSIS AND/OR METHOD	SAMPLING EQUIPMENT CODE	SAMPLE PUMP FLOW RATE (mL per minute)
	1	PE	1000	ICE		5.80	TDS, SM 2540 C	PP	200
	1		250	HNO3			6010, 6020		
	1		1	H2SO4			Ammonia		
	2	CG	40	ICE			EPA 8011		
	3	1	1	HCl			8260 BTEX		

REMARKS:

MATERIAL CODES: AG = Amber Glass; CG = Clear Glass; PE = Polyethylene; PP = Polypropylene; S = Silicone; T = Teflon; O = Other (Specify)

SAMPLING EQUIPMENT CODES: APP = After Peristaltic Pump; B = Bailer; BP = Bladder Pump; ESP = Electric Submersible Pump; RFPP = Reverse Flow Peristaltic Pump; SM = Straw Method (Tubing Gravity Drain); O = Other (Specify)

NOTES: 1. **The above do not constitute all of the information required by Chapter 62-160, F.A.C.**
2. STABILIZATION CRITERIA FOR RANGE OF VARIATION OF LAST THREE CONSECUTIVE READINGS (SEE FS 2212, SECTION 3)

pH: ± 0.2 units **Temperature:** ± 0.2 °C **Specific Conductance:** ± 5% **Dissolved Oxygen:** all readings ≤ 20% saturation (see Table FS 2200-2); optionally, ± 0.2 mg/L or ± 10% (whichever is greater) **Turbidity:** all readings ≤ 20 NTU; optionally ± 5 NTU or ± 10% (whichever is greater)

Form FD 9000-24

GROUNDWATER SAMPLING LOG

SITE NAME:	Volusia County Solid waste	SITE LOCATION:	Tomoka Lf Semi Annual Mw's
WELL NO:	2	SAMPLE ID:	B64
DATE:	11-21-16		

PURGING DATA

WELL DIAMETER (inches):	2	TUBING DIAMETER (inches):	1/4	WELL SCREEN INTERVAL DEPTH: feet to feet	STATIC DEPTH TO WATER (feet):	2.57	PURGE PUMP TYPE OR BAILER:	PP

WELL VOLUME PURGE: 1 WELL VOLUME = (TOTAL WELL DEPTH – STATIC DEPTH TO WATER) X WELL CAPACITY (only fill out if applicable)

= (17.45 feet – 2.57 feet) X 0.16 gallons/foot = 2.308 gallons

EQUIPMENT VOLUME PURGE: 1 EQUIPMENT VOL. = PUMP VOLUME + (TUBING CAPACITY X TUBING LENGTH) + FLOW CELL VOLUME (only fill out if applicable)

= gallons + (gallons/foot X feet) + gallons = gallons

INITIAL PUMP OR TUBING DEPTH IN WELL (feet):	4	FINAL PUMP OR TUBING DEPTH IN WELL (feet):	5	PURGING INITIATED AT:	1201	PURGING ENDED AT:	1217	TOTAL VOLUME PURGED (gallons):	4.00

TIME	VOLUME PURGED (gallons)	CUMUL VOLUME PURGED (gallons)	PURGE RATE (gpm)	DEPTH TO WATER (feet)	pH (standard units)	TEMP. (°C)	COND. (circle units) µmhos/cm or µS/cm	DISSOLVED OXYGEN (circle units) mg/L or % saturation	TURBIDITY (NTUs)	COLOR (describe)	ODOR (describe)
1211	2.50	2.50	0.25	4.42	6.41	22.20	757	0.20	10.12	Yellow	Sulfur
1214	0.75	3.25	0.25	4.46	6.46	22.26	752	0.20	6.05		
1217	0.75	4.00	0.25	4.49	6.43	22.80	758	0.19	4.84		

WELL CAPACITY (Gallons Per Foot): 0.75" = 0.02; 1" = 0.04; 1.25" = 0.06; 2" = 0.16; 3" = 0.37; 4" = 0.65; 5" = 1.02; 6" = 1.47; 12" = 5.88
TUBING INSIDE DIA. CAPACITY (Gal./Ft.): 1/8" = 0.0006; 3/16" = 0.0014; 1/4" = 0.0026; 5/16" = 0.004; 3/8" = 0.006; 1/2" = 0.010; 5/8" = 0.016

PURGING EQUIPMENT CODES: B = Bailer; BP = Bladder Pump; ESP = Electric Submersible Pump; PP = Peristaltic Pump; O = Other (Specify)

SAMPLING DATA

SAMPLED BY (PRINT) / AFFILIATION:	DAVID ICE/PACE	SAMPLER(S) SIGNATURE(S):		SAMPLING INITIATED AT:	1217	SAMPLING ENDED AT:	1220
PUMP OR TUBING DEPTH IN WELL (feet):	5	TUBING MATERIAL CODE:	PE	FIELD-FILTERED: Y (N) Filtration Equipment Type:		FILTER SIZE: ____ µm	

FIELD DECONTAMINATION: PUMP Y N TUBING Y N (replaced) DUPLICATE: Y N

SAMPLE CONTAINER SPECIFICATION				SAMPLE PRESERVATION					
SAMPLE ID CODE	# CONTAINERS	MATERIAL CODE	VOLUME	PRESERVATIVE USED	TOTAL VOL ADDED IN FIELD (mL)	FINAL pH	INTENDED ANALYSIS AND/OR METHOD	SAMPLING EQUIPMENT CODE	SAMPLE PUMP FLOW RATE (mL per minute)
	1	PE	1000	ICE		6.43	TDS, NO3, Cl,	APP	400
	1	"	250	HNO_3			6010, 6020		
	1	"	1	H_2SO_4			Ammonia		
	2	CG	40	ICE			8015 8011		
	3	"	1	HCl			8260 full list		

REMARKS:

MATERIAL CODES: AG = Amber Glass; CG = Clear Glass; PE = Polyethylene; PP = Polypropylene; S = Silicone; T = Teflon; O = Other (Specify)

SAMPLING EQUIPMENT CODES: APP = After Peristaltic Pump; B = Bailer; BP = Bladder Pump; ESP = Electric Submersible Pump; RFPP = Reverse Flow Peristaltic Pump; SM = Straw Method (Tubing Gravity Drain); O = Other (Specify)

NOTES: 1. **The above do not constitute all of the information required by Chapter 62-160, F.A.C.**

2. STABILIZATION CRITERIA FOR RANGE OF VARIATION OF LAST THREE CONSECUTIVE READINGS (SEE FS 2212, SECTION 3)

pH: ± 0.2 units **Temperature:** ± 0.2 °C **Specific Conductance:** ± 5% **Dissolved Oxygen:** all readings ≤ 20% saturation (see Table FS 2200-2); optionally, ± 0.2 mg/L or ± 10% (whichever is greater) **Turbidity:** all readings ≤ 20 NTU; optionally ± 5 NTU or ± 10% (whichever is greater).

Form FD 9000-24

GROUNDWATER SAMPLING LOG

SITE NAME: Volusia county Solid waste	SITE LOCATION: Tomoka LF Semi Annuals MW-5		
WELL NO: 3	SAMPLE ID: B38-1	DATE: 11-21-16	

PURGING DATA

WELL DIAMETER (inches): 2	TUBING DIAMETER (inches): 1/4	WELL SCREEN INTERVAL DEPTH: feet to feet	STATIC DEPTH TO WATER (feet): 4.67	PURGE PUMP TYPE OR BAILER: PP

WELL VOLUME PURGE: 1 WELL VOLUME = (TOTAL WELL DEPTH – STATIC DEPTH TO WATER) X WELL CAPACITY
(only fill out if applicable)

= (39.30 feet – 4.67 feet) X 0.16 gallons/foot = 5.5408 gallons

EQUIPMENT VOLUME PURGE: 1 EQUIPMENT VOL. = PUMP VOLUME + (TUBING CAPACITY X TUBING LENGTH) + FLOW CELL VOLUME
(only fill out if applicable)

= gallons + (gallons/foot X feet) + gallons = gallons

INITIAL PUMP OR TUBING DEPTH IN WELL (feet): 6	FINAL PUMP OR TUBING DEPTH IN WELL (feet): 6	PURGING INITIATED AT: 1232	PURGING ENDED AT: 1307	TOTAL VOLUME PURGED (gallons): 8.75

TIME	VOLUME PURGED (gallons)	CUMUL. VOLUME PURGED (gallons)	PURGE RATE (gpm)	DEPTH TO WATER (feet)	pH (standard units)	TEMP. (°C)	COND. (circle units) µmhos/cm or µS/cm	DISSOLVED OXYGEN (circle units) mg/L or % saturation	TURBIDITY (NTUs)	COLOR (describe)	ODOR (describe)
255	5.75	5.75	0.25	5.56	5.24	2274	324	0.31	1.63	Clear	Slight
301	1.50	7.25	0.25	5.56	5.25	2267	325	0.27	0.52		
307	1.50	8.75	0.25	5.56	5.26	2265	325	0.27	0.45	1	1

WELL CAPACITY (Gallons Per Foot): **0.75"** = 0.02; **1"** = 0.04; **1.25"** = 0.06; **2"** = 0.16; **3"** = 0.37; **4"** = 0.65; **5"** = 1.02; **6"** = 1.47; **12"** = 5.88
TUBING INSIDE DIA. CAPACITY (Gal./Ft.): **1/8"** = 0.0006; **3/16"** = 0.0014; **1/4"** = 0.0026; **5/16"** = 0.004; **3/8"** = 0.006; **1/2"** = 0.010; **5/8"** = 0.016
PURGING EQUIPMENT CODES: **B** = Bailer; **BP** = Bladder Pump; **ESP** = Electric Submersible Pump; **PP** = Peristaltic Pump; **O** = Other (Specify)

SAMPLING DATA

SAMPLED BY (PRINT) / AFFILIATION: DAVID ISE / PACE	SAMPLER(S) SIGNATURE(S):	SAMPLING INITIATED AT: 1307	SAMPLING ENDED AT: 1310
PUMP OR TUBING DEPTH IN WELL (feet): 6	TUBING MATERIAL CODE: PE	FIELD-FILTERED: Y (N) Filtration Equipment Type:	FILTER SIZE: ____ µm
FIELD DECONTAMINATION: PUMP Y (N)	TUBING (Y) N (replaced)	DUPLICATE: Y (N)	

SAMPLE CONTAINER SPECIFICATION				SAMPLE PRESERVATION					
SAMPLE ID CODE	# CONTAINERS	MATERIAL CODE	VOLUME	PRESERVATIVE USED	TOTAL VOL ADDED IN FIELD (mL)	FINAL pH	INTENDED ANALYSIS AND/OR METHOD	SAMPLING EQUIPMENT CODE	SAMPLE PUMP FLOW RATE (mL per minute)
	1	PE	1000	ICE		5.26	TDS, NO3, Cl	APP	460
	1	1	250	H2SO3			6010, 6020	1	1
	1	1	1	H2SO4			Ammonia	1	1
	2	CG	40	ICE			MBAS 8051	1	1
	3	1	1	HCL			8260 Full List	1	1

REMARKS:

MATERIAL CODES: **AG** = Amber Glass; **CG** = Clear Glass; **PE** = Polyethylene; **PP** = Polypropylene; **S** = Silicone; **T** = Teflon; **O** = Other (Specify)

SAMPLING EQUIPMENT CODES: **APP** = After Peristaltic Pump; **B** = Bailer; **BP** = Bladder Pump; **ESP** = Electric Submersible Pump; **RFPP** = Reverse Flow Peristaltic Pump; **SM** = Straw Method (Tubing Gravity Drain); **O** = Other (Specify)

NOTES: 1. **The above do not constitute all of the information required by Chapter 62-160, F.A.C.**
2. STABILIZATION CRITERIA FOR RANGE OF VARIATION OF LAST THREE CONSECUTIVE READINGS (SEE FS 2212, SECTION 3)

pH: ± 0.2 units **Temperature:** ± 0.2 °C **Specific Conductance:** ± 5% **Dissolved Oxygen:** all readings ≤ 20% saturation (see Table FS 2200-2); optionally, ± 0.2 mg/L or ± 10% (whichever is greater) **Turbidity:** all readings ≤ 20 NTU; optionally ± 5 NTU or ± 10% (whichever is greater)

Form FD 9000-24
GROUNDWATER SAMPLING LOG

SITE NAME:	Volusia County Solid Waste	SITE LOCATION:	Tomoka LF Semi Annual MWs
WELL NO:	4	SAMPLE ID:	B38-2
DATE:	11-21-16		

PURGING DATA

WELL DIAMETER (inches):	2	TUBING DIAMETER (inches):	1/4	WELL SCREEN INTERVAL DEPTH: feet to feet	STATIC DEPTH TO WATER (feet):	2.70	PURGE PUMP TYPE OR BAILER:	PP

WELL VOLUME PURGE: 1 WELL VOLUME = (TOTAL WELL DEPTH – STATIC DEPTH TO WATER) X WELL CAPACITY
(only fill out if applicable)

= (17.30 feet – 2.70 feet) X 0.16 gallons/foot = 2.344 gallons

EQUIPMENT VOLUME PURGE: 1 EQUIPMENT VOL. = PUMP VOLUME + (TUBING CAPACITY X TUBING LENGTH) + FLOW CELL VOLUME
(only fill out if applicable)

= gallons + (gallons/foot X feet) + 1.330 gallons = gallons

INITIAL PUMP OR TUBING DEPTH IN WELL (feet):	4	FINAL PUMP OR TUBING DEPTH IN WELL (feet):	6	PURGING INITIATED AT:	1314	PURGING ENDED AT:	1400	TOTAL VOLUME PURGED (gallons):	4.00

TIME	VOLUME PURGED (gallons)	CUMUL. VOLUME PURGED (gallons)	PURGE RATE (gpm)	DEPTH TO WATER (feet)	pH (standard units)	TEMP. (°C)	COND. (circle units) µmhos/cm or µS/cm	DISSOLVED OXYGEN (circle units) mg/L or % saturation	TURBIDITY (NTUs)	COLOR (describe)	ODOR (describe)
1324	2.50	2.50	0.25	4.98	5.84	22.40	509	0.25	3.21	Yellow	Sulfur
1327	0.75	3.25	0.25	5.03	5.87	22.46	511	0.24	3.21		
1330	0.75	4.00	0.25	5.07	5.85	22.52	511	0.24	3.32		

WELL CAPACITY (Gallons Per Foot): **0.75"** = 0.02; **1"** = 0.04; **1.25"** = 0.06; **2"** = 0.16; **3"** = 0.37; **4"** = 0.65; **5"** = 1.02; **6"** = 1.47; **12"** = 5.88
TUBING INSIDE DIA. CAPACITY (Gal./Ft.): **1/8"** = 0.0006; **3/16"** = 0.0014; **1/4"** = 0.0026; **5/16"** = 0.004; **3/8"** = 0.006; **1/2"** = 0.010; **5/8"** = 0.016

PURGING EQUIPMENT CODES: **B** = Bailer; **BP** = Bladder Pump; **ESP** = Electric Submersible Pump; **PP** = Peristaltic Pump; **O** = Other (Specify)

SAMPLING DATA

SAMPLED BY (PRINT) / AFFILIATION:	DAVID JEE / PACE	SAMPLER(S) SIGNATURE(S):		SAMPLING INITIATED AT:	1330	SAMPLING ENDED AT:	1333
PUMP OR TUBING DEPTH IN WELL (feet):	6	TUBING MATERIAL CODE:	PE, S	FIELD-FILTERED: Y (N) Filtration Equipment Type:		FILTER SIZE: ____ µm	

FIELD DECONTAMINATION: PUMP Y (N) TUBING (Y) N (replaced) DUPLICATE: Y (N)

SAMPLE CONTAINER SPECIFICATION				SAMPLE PRESERVATION					
SAMPLE ID CODE	# CONTAINERS	MATERIAL CODE	VOLUME	PRESERVATIVE USED	TOTAL VOL ADDED IN FIELD (mL)	FINAL pH	INTENDED ANALYSIS AND/OR METHOD	SAMPLING EQUIPMENT CODE	SAMPLE PUMP FLOW RATE (mL per minute)
	1	PE	1000	ICE		5.88	TDS, NO3, Cl	APP	~ 400
	1	〃	250	HNO_3		〃	6010, 6020	〃	〃
	1	〃	〃	H_2SO_4		〃	Ammonia	〃	〃
	2	CG	40	ICE		〃	8011	〃	〃
	3	〃	〃	HCl		〃	8260 Full List	〃	〃

REMARKS:

MATERIAL CODES: **AG** = Amber Glass; **CG** = Clear Glass; **PE** = Polyethylene; **PP** = Polypropylene; **S** = Silicone; **T** = Teflon; **O** = Other (Specify)

SAMPLING EQUIPMENT CODES: **APP** = After Peristaltic Pump; **B** = Bailer; **BP** = Bladder Pump; **ESP** = Electric Submersible Pump; **RFPP** = Reverse Flow Peristaltic Pump; **SM** = Straw Method (Tubing Gravity Drain); **O** = Other (Specify)

NOTES: 1. **The above do not constitute all of the information required by Chapter 62-160, F.A.C.**
2. STABILIZATION CRITERIA FOR RANGE OF VARIATION OF LAST THREE CONSECUTIVE READINGS (SEE FS 2212, SECTION 3)

pH: ± 0.2 units **Temperature:** ± 0.2 °C **Specific Conductance:** ± 5% **Dissolved Oxygen:** all readings ≤ 20% saturation (see Table FS 2200-2); optionally, ± 0.2 mg/L or ± 10% (whichever is greater) **Turbidity:** all readings ≤ 20 NTU; optionally ± 5 NTU or ± 10% (whichever is greater)

Form FD 9000-24

GROUNDWATER SAMPLING LOG

SITE NAME:	Volusia county Shia waste	SITE LOCATION:	Tomoka LF Semi Annual MW's
WELL NO:	5	SAMPLE ID:	B 39
DATE:	11-21-16		

PURGING DATA

WELL DIAMETER (inches):	2	TUBING DIAMETER (inches):	1/4	WELL SCREEN INTERVAL DEPTH: feet to feet	STATIC DEPTH TO WATER (feet):	6.64	PURGE PUMP TYPE OR BAILER:	PP

WELL VOLUME PURGE: 1 WELL VOLUME = (TOTAL WELL DEPTH – STATIC DEPTH TO WATER) X WELL CAPACITY
(only fill out if applicable)

= (12.60 feet – 6.64 feet) X 0.16 gallons/foot = 1.536 gallons

EQUIPMENT VOLUME PURGE: 1 EQUIPMENT VOL. = PUMP VOLUME + (TUBING CAPACITY X TUBING LENGTH) + FLOW CELL VOLUME
(only fill out if applicable)

= gallons + (gallons/foot X feet) + gallons = gallons

INITIAL PUMP OR TUBING DEPTH IN WELL (feet):	8	FINAL PUMP OR TUBING DEPTH IN WELL (feet):	8	PURGING INITIATED AT:	1345	PURGING ENDED AT:	1357	TOTAL VOLUME PURGED (gallons):	3.00

TIME	VOLUME PURGED (gallons)	CUMUL. VOLUME PURGED (gallons)	PURGE RATE (gpm)	DEPTH TO WATER (feet)	pH (standard units)	TEMP. (°C)	COND. (circle units) µmhos/cm or µS/cm	DISSOLVED OXYGEN (circle units) mg/L or % saturation	TURBIDITY (NTUs)	COLOR (describe)	ODOR (describe)
1353	2.00	2.00	0.25	7.60	5.11	23.90	183	0.33	19.44	Yellow	Sulfur
1355	0.5	2.50	0.25	7.60	5.09	23.89	183	0.36	15.67	1	1
1357	0.5	3.00	0.25	7.60	5.08	23.87	181	0.37	19.48	1	1

WELL CAPACITY (Gallons Per Foot): **0.75"** = 0.02; **1"** = 0.04; **1.25"** = 0.06; **2"** = 0.16; **3"** = 0.37; **4"** = 0.65; **5"** = 1.02; **6"** = 1.47; **12"** = 5.88
TUBING INSIDE DIA. CAPACITY (Gal./Ft.): **1/8"** = 0.0006; **3/16"** = 0.0014; **1/4"** = 0.0026; **5/16"** = 0.004; **3/8"** = 0.006; **1/2"** = 0.010; **5/8"** = 0.016

PURGING EQUIPMENT CODES: **B** = Bailer; **BP** = Bladder Pump; **ESP** = Electric Submersible Pump; **PP** = Peristaltic Pump; **O** = Other (Specify)

SAMPLING DATA

SAMPLED BY (PRINT) / AFFILIATION:	DAVID ICE / PACE	SAMPLER(S) SIGNATURE(S):		SAMPLING INITIATED AT:	1357	SAMPLING ENDED AT:	1400
PUMP OR TUBING DEPTH IN WELL (feet):	8	TUBING MATERIAL CODE:	PE, S	FIELD-FILTERED: Y (N) Filtration Equipment Type:		FILTER SIZE: ____ µm	

FIELD DECONTAMINATION: PUMP Y (N) TUBING (Y) N (replaced) DUPLICATE: Y (N)

SAMPLE CONTAINER SPECIFICATION				SAMPLE PRESERVATION					
SAMPLE ID CODE	# CONTAINERS	MATERIAL CODE	VOLUME	PRESERVATIVE USED	TOTAL VOL ADDED IN FIELD (mL)	FINAL pH	INTENDED ANALYSIS AND/OR METHOD	SAMPLING EQUIPMENT CODE	SAMPLE PUMP FLOW RATE (mL per minute)
	1	PE	1000	ICE		5.08	TDS, NO3, Cl	APP	400
	1	1	250	H_2SO_4			6010 6020		
	1	1	1	H_2SO_4			Ammonia		
	2	CG	40	ICE			COD Soil		
	3	1	1	HCL			8260 full list		

REMARKS: ORP 130.6 ORP 127.9 ORP 125.7

MATERIAL CODES: **AG** = Amber Glass; **CG** = Clear Glass; **PE** = Polyethylene; **PP** = Polypropylene; **S** = Silicone; **T** = Teflon; **O** = Other (Specify)

SAMPLING EQUIPMENT CODES: **APP** = After Peristaltic Pump; **B** = Bailer; **BP** = Bladder Pump; **ESP** = Electric Submersible Pump; **RFPP** = Reverse Flow Peristaltic Pump; **SM** = Straw Method (Tubing Gravity Drain); **O** = Other (Specify)

NOTES: 1. **The above do not constitute all of the information required by Chapter 62-160, F.A.C.**
2. STABILIZATION CRITERIA FOR RANGE OF VARIATION OF LAST THREE CONSECUTIVE READINGS (SEE FS 2212, SECTION 3)

pH: ± 0.2 units **Temperature:** ± 0.2 °C **Specific Conductance:** ± 5% **Dissolved Oxygen:** all readings ≤ 20% saturation (see Table FS 2200-2); optionally, ± 0.2 mg/L or ± 10% (whichever is greater) **Turbidity:** all readings ≤ 20 NTU; optionally ± 5 NTU or ± 10% (whichever is greater)

Pace Analytical Florida Laboratory	Document Name: Sample Condition Upon Receipt Form	Document Revised: August 10, 2016
	Document No.: F-FL-C-007 rev. 10	Issuing Authority: Pace Florida Quality Office

Sar WO#: 35278600

PM: JSB Due Date: 12/01/16

CLIENT: VOLDPW

Project #

Project Manager:

Client:

Date and Initials of person:

Examining contents:_____

Label:_____

Deliver:_____

pH:_____

Thermometer Used: T-270 Date: 11-21-16 Time: 1505 Initials: _____

Samples shorted to lab (If Yes, complete) Shorted Date:_____ Shorted Time:_____ Qty:_____

Cooler #1 Temp.°C -1.3 **(Visual)** +0.3 **(Correction Factor)** 1.0 **(Actual)** ☐ Samples on ice, cooling process has begun

Cooler #2 Temp.°C_____ **(Visual)**_____ **(Correction Factor)**_____ **(Actual)** ☐ Samples on ice, cooling process has begun

Cooler #3 Temp.°C_____ **(Visual)**_____ **(Correction Factor)**_____ **(Actual)** ☐ Samples on ice, cooling process has begun

Cooler #4 Temp.°C_____ **(Visual)**_____ **(Correction Factor)**_____ **(Actual)** ☐ Samples on ice, cooling process has begun

Cooler #5 Temp.°C_____ **(Visual)**_____ **(Correction Factor)**_____ **(Actual)** ☐ Samples on ice, cooling process has begun

Cooler #6 Temp.°C_____ **(Visual)**_____ **(Correction Factor)**_____ **(Actual)** ☐ Samples on ice, cooling process has begun

Courier: ☐ Fed Ex ☐ UPS ☐ USPS ☐ Client ☐ Commercial ☑ Pace ☐ Other_____

Shipping Method: ☐ First Overnight ☐ Priority Overnight ☐ Standard Overnight ☐ Ground ☐ Other_____

Billing: ☐ Recipient ☐ Sender ☐ Third Party ☐ Unknown

Tracking # _____

Custody Seal on Cooler/Box Present: ☐ Yes ☑ No **Seals intact:** ☐ Yes ☐ No **Ice:** (Wet) Blue None

Packing Material: ☐ Bubble Wrap ☐ Bubble Bags ☑ None ☐ Other_____

		Comments:
Chain of Custody Present	☑Yes ☐ No ☐N/A	
Chain of Custody Filled Out	☑Yes ☐ No ☐N/A	
Relinquished Signature & Sampler Name COC	☑Yes ☐ No ☐N/A	
Samples Arrived within Hold Time	☑Yes ☐ No ☐N/A	
Rush TAT requested on COC	☐Yes ☐ No ☑N/A	
Sufficient Volume	☑Yes ☐ No ☐N/A	
Correct Containers Used	☑Yes ☐ No ☐N/A	
Containers Intact	☑Yes ☐ No ☐N/A	
Sample Labels match COC (sample IDs & date/time of collection)	☑Yes ☐ No ☐N/A	
All containers needing acid/base preservation have been checked. All Containers needing preservation are found to be in compliance with EPA recommendation: Exceptions: VOA, Coliform, TOC, O&G, Carbamates	☑Yes ☐ No ☐N/A ☑Yes ☐ No ☐N/A	Preservation Information: Preservative:_____ Lot #/Trace #:_____ Date:_____ Time:_____ Initials:_____
Headspace in VOA Vials? (>6mm):	☑Yes ☐ No ☐N/A	
Trip Blank Present:	☑Yes ☐ No ☐N/A	

Client Notification/ Resolution:

Person Contacted:_____ Date/Time:_____

Comments/ Resolution (use back for additional comments):_____

Project Manager Review:_____ Date:_____