CITRUS COUNTY CENTRAL LANDFILL
COMPLIANCE MONITORING REPORT
SECOND SEMIANNUAL 2017

FDEP Permit No. 21375-018-SO/01
WACS Facility ID: 39859
FDEP Due Date: October 6, 2017

Prepared by:

JONES EDMUNDS & ASSOCIATES, INC.
730 NE Waldo Road
Gainesville, Florida 32641

Professional Engineering Certificate of Authorization #1841
Professional Geology Certificate of Authorization #133

September 2017

TROY DAVID HAYS
LICENSE
No. 2679
STATE OF
FLORIDA
PROFESSIONAL GEOLOGIST

9/26/17

Troy D. Hays, PG
Florida License # 2679

September 21, 2017

Mr. Steve Tafuni
Florida Department of Environmental Protection – Southwest District
13051 North Telecom Parkway
Temple Terrace, FL 33637-0926

RE: Citrus County Central Landfill
Compliance Monitoring Report – Second Semiannual 2017
Permit No. 21375-025-SO-01
WACS Facility ID: 39859
Jones Edmunds Project No.: 03860-056-01

Dear Mr. Tafuni,

This report presents data from the Second Semiannual 2017 sampling event performed on July 18, 19, and 20, 2017 at the Citrus County Central Landfill. Groundwater elevations used in preparing contour maps (Attachment 1) for this event were recorded on July 17, 2017.

Permit Requirements

This sampling event was conducted under the regulatory authority of Permit Number 21375-025-SO-01 (issued August 15, 2016). All field sampling activities were performed by Jones Edmunds & Associates, Inc. and laboratory analyses were performed by Environmental Conservation Laboratories, Inc. (State of Florida Department of Health Certifications E83182 and E82277).

All active background and compliance wells were sampled and analyzed for the parameters listed in Appendix 3.II.3 of the current permit. The water level in MW-3 was below the top of the dedicated pump and the field technician was unable to obtain an accurate depth-to-water measurement for this well.

Assessments well MW-18 was sampled and analyzed for the parameters listed in Appendix 3.II.4. Assessment well MW-19 was reported as damaged on July 19, 2017 (leak in the dedicated sample tubing) and was not sampled at that time. Repairs were made to the well on August 10, 2017 and the well was sampled on August 17, 2017. Results for MW-19 have been received from the laboratory and will be reported as an addendum to this report after data review is complete.

Due to historically high Turbidity issues, compliance MW-10 and MW-21 were both sampled and analyzed for Dissolved Metals in addition to Total Metals.

Groundwater Monitoring

Groundwater results reported at or outside groundwater standards in the background and compliance wells included pH, Nitrate-Nitrogen, Iron, Dissolved Iron, and Benzene. Attachment 2 presents a summary table of these parameters.

Groundwater results for this sampling event were generally consistent with historical values with the exception of higher than normal Conductivity in background well MW-3. Chloride, Nitrate-Nitrogen, TDS, Barium, Copper, and Sodium also remained slightly elevated compared to recent historical data in MW-3. Low-level Acetone was reported in most of the wells and in all of the QC samples. The laboratory has noted that they are having problems with cross-contaminated sample bottles and the Acetone is not representative of actual groundwater conditions.

Trend Analysis

Trend analyses are provided in Attachment 8 for the parameters that are consistently detected above the laboratory detection limit. Additionally, the VOC tracking graphs for MW-7, MW-10, MW-19, and MW-21 were updated and are presented below.

MW-7: Benzene continues to slowly increase in MW-7. Vinyl Chloride and Methylene Chloride have both been below the laboratory detection limit for the past five sampling events.

Figure 1: VOC Tracking in MW-7

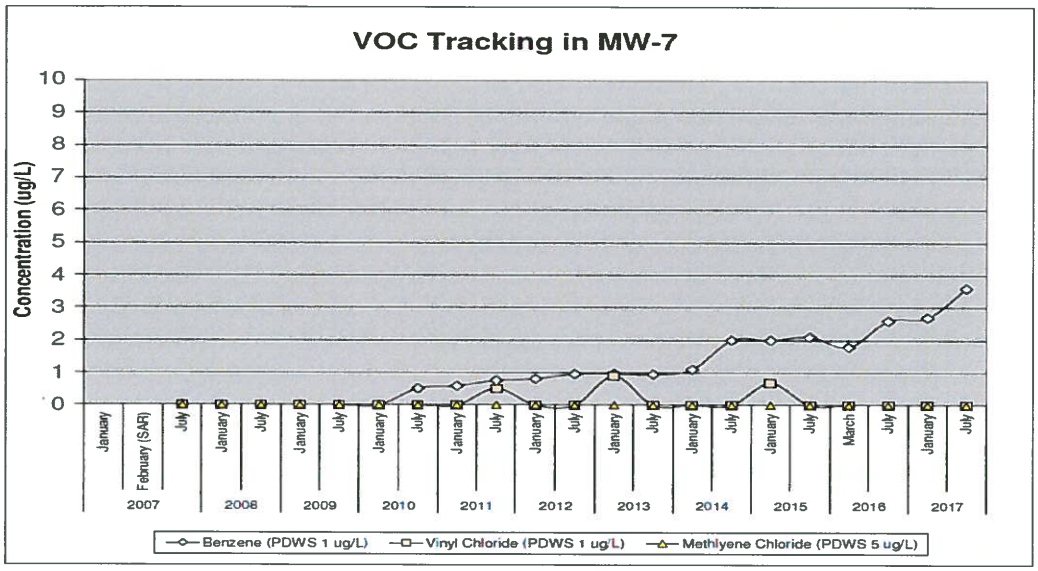

MW-10: VOCs in MW-10 have all decreased and are below the State Groundwater Protection Standards. Vinyl Chloride and Methylene Chloride have both been below the laboratory detection limit during the past three sampling events.

Figure 2: VOC Tracking in MW-10

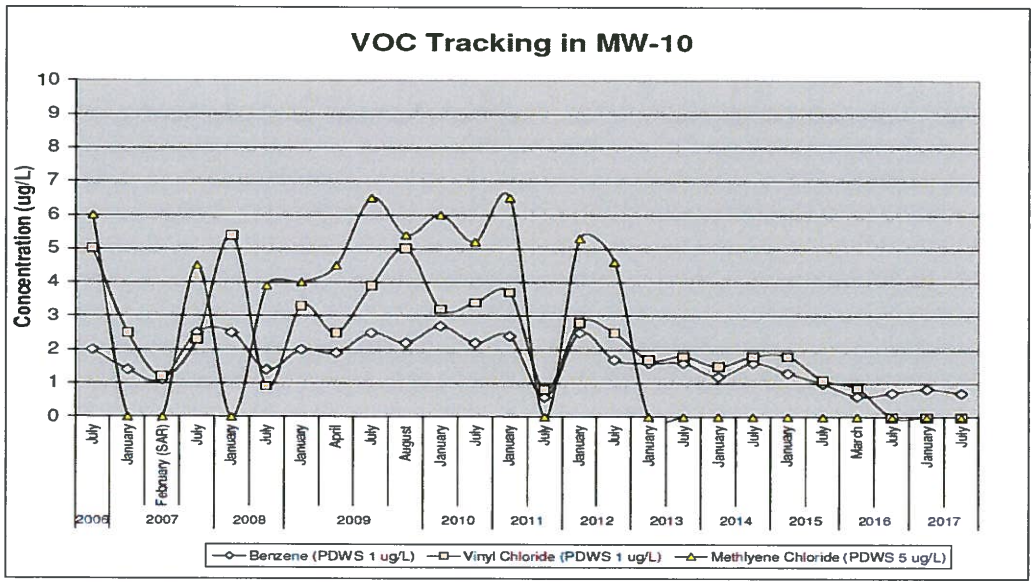

MW-19: Benzene and Vinyl Chloride concentrations appear to have stabilized during the past four sampling events. Methylene Chloride concentrations have increased during the past two events although concentrations have generally decreased overall since spiking in 2015. (Note: The July 2017 data included in this figure are the preliminary results for the Second Semiannual 2017 sampling of MW-19. This data will be reported to FDEP as an addendum after is has gone through QA/QC.)

Figure 3: VOC Tracking in MW-19

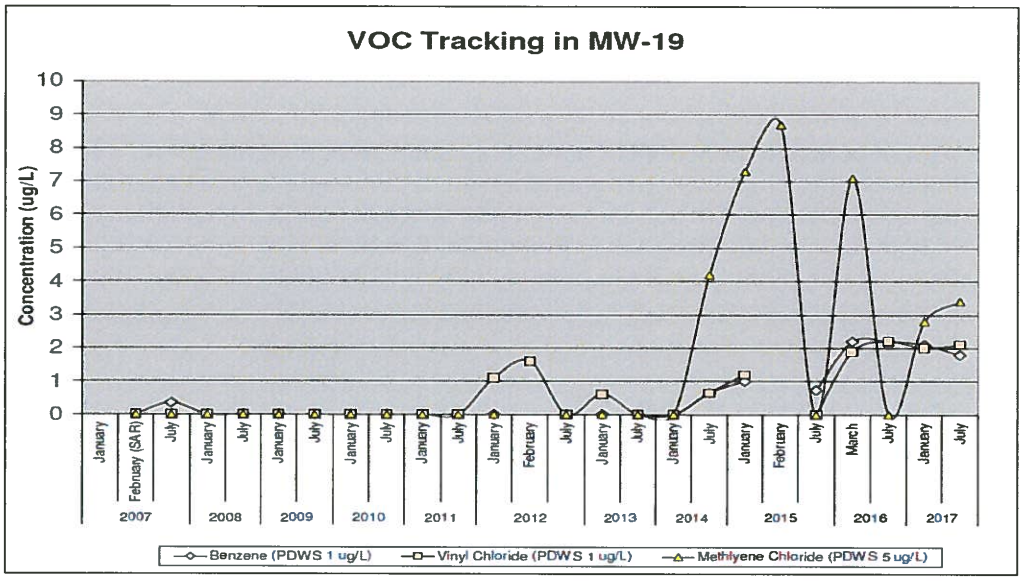

MW-21: Methylene Chloride is below the laboratory detection limit in this well. Benzene appears to have stabilized at concentrations between 1 and 2 µg/L. Vinyl Chloride increased to 0.82 µg/L during this event after being below the laboratory detection limit during the past 4 events.

Figure 4: VOC Tracking in MW-21

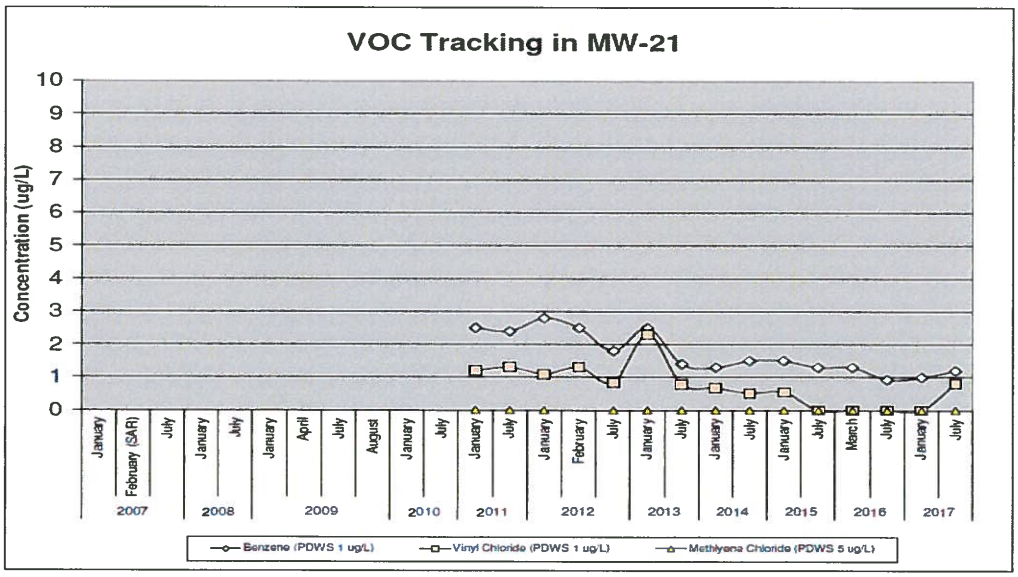

Conclusions and Recommendations

To further delineate the observed VOC exceedances, Citrus County installed three additional groundwater monitoring wells and eleven landfill gas migration probes in July and August 2017 in accordance with the FDEP approved assessment plan dated June 6, 2017. Additionally, the on-site LFG monitoring probes have been upgraded to be able to monitor for LFG at varying depths across the site. The new groundwater wells have been sampled and a report is being prepared by Jones Edmunds for submittal to FDEP. The report will include the well construction details, the landfill gas probes monitoring depths, and the results from the initial sampling event. The report will be submitted to FDEP by October 24, 2017.

Semiannual groundwater monitoring will continue as outlined in the permit. If you have any questions or comments regarding this report, please contact me at (352) 377-5821 or thays@jonesedmunds.com.

Sincerely,

Troy D. Hays, PG

M:\EnvDocs\Citrus County\2017\17S2\17S2_Citrus Central_Letter.doc

xc: Henry Norris, Citrus County
Ray Oates, PG, Citrus County

Attachment 1: Groundwater Elevation Data and Groundwater Contour Maps
Attachment 2: Analysis Results Compared to Groundwater Standards
Attachment 3: Groundwater Parameters at or Above the Laboratory Detection Limit
Attachment 4: Parameter Monitoring Report Forms
Attachment 5: Original Laboratory Data Including Chain-of-Custody Forms
Attachment 6: Field Data Sheets
Attachment 7: Historical Data Summary
Attachment 8: Long-Term Trend Graphs

Florida Department of Environmental Protection

Bob Martinez Center
2600 Blair Stone Road
Tallahassee, Florida 32399-2400

DEP Form #: 62-701.900(31), F.A.C
Form Title: Water Quality Monitoring Certification
Effective Date: January 6, 2010
Incorporated in Rule 62-701.510(9), F.A.C.

WATER QUALITY MONITORING CERTIFICATION

PART I GENERAL INFORMATION

(1) Facility Name Citrus County Central Landfill

Address 230 W Gulf to Lake Hwy

City Lecanto, FL Zip 34461 County Citrus

Telephone Number (352) 527-7679

(2) WACS Facility ID 39859

(3) DEP Permit Number 21375-018-SO/01

(4) Authorized Representative's Name Troy D. Hays, PG Title Assistant Operations Manager

Address 730 N.E. Waldo Road

City Gainesville, FL Zip 32641-5699 County Alachua

Telephone Number (352) 377-5821

Email address (if available) thays@jonesedmunds.com

CERTIFICATION

I certify under penalty of law that I have personally examined and am familiar with the information submitted in this document and all attachments and that, based on my inquiry of those individuals immediately responsible for obtaining the information, I believe that the information is true, accurate, and complete. I am aware that there are significant penalties for submission of false information including the possibility of fine and imprisonment.

9/18/17 (Date)

(Owner or Authorized Representative's Signature)

PART II QUALITY ASSURANCE REQUIREMENTS

Sampling Organization Jones Edmunds and Associates, Inc.

Analytical Lab NELAC / HRS Certification # E83182

Lab Name TestAmerica Laboratories, Inc

Address 6712 Benjamin Road, Suite 100, Tampa, FL 33634

Phone Number (813) 885-7427 (Jess Hornsby, Project Manager)

Email address (if available) jess.hornsby@testamericainc.com

ATTACHMENT 1

GROUNDWATER ELEVATION DATA AND GROUNDWATER CONTOUR MAP

GROUNDWATER ELEVATION DATA
CITRUS COUNTY CENTRAL LANDFILL
SECOND SEMIANNUAL 2017

WELL NAME	TOP OF CASING	CONTOUR MAP		TIME OF SAMPLING	
		DEPTH TO WATER	GROUNDWATER ELEVATION	DEPTH TO WATER	GROUNDWATER ELEVATION
	(NGVD,FT)	(FT)	(NGVD,FT)	(FT)	(NGVD,FT)
MW-1R	118.07	113.17	4.90	NS	NS
MW-2	136.05	130.05	6.00	NS	NS
MW-3	120.31	NM	NM	NM	NM
MW-5	120.98	115.35	5.63	NS	NS
MW-6	118.27	112.70	5.57	NS	NS
MW-7	128.47	122.82	5.65	122.82	5.65
MW-8R	117.96	113.04	4.92	NS	NS
MW-9	113.39	108.42	4.97	NS	NS
MW-10	113.37	107.93	5.44	107.98	5.39
MW-11	104.69	99.87	4.82	99.88	4.81
MW-12	103.36	98.53	4.83	98.53	4.83
MW-13	111.92	106.97	4.95	106.96	4.96
MW-14	108.50	103.65	4.85	103.62	4.88
MW-15	123.58	118.47	5.11	118.48	5.10
MW-16	119.64	114.61	5.03	NS	NS
MW-17	110.85	105.91	4.94	105.91	4.94
MW-18	115.82	110.39	5.43	110.38	5.44
MW-19	113.50	108.05	5.45	NS	NS
MW-20	119.76	114.21	5.55	114.18	5.58
MW-21	115.63	110.21	5.42	110.19	5.44
MW-AA	105.85	100.98	4.87	NS	NS
MW-B	113.30	108.19	5.11	NS	NS
MW-E	109.36	104.48	4.88	NS	NS
PZ-1	110.97	106.13	4.84	NS	NS
PZ-2	116.82	112.11	4.71	NS	NS

NGVD - National Geodetic Vertical Datum
NS - Not Sampled
NM - Not Measured
NA - Not Available

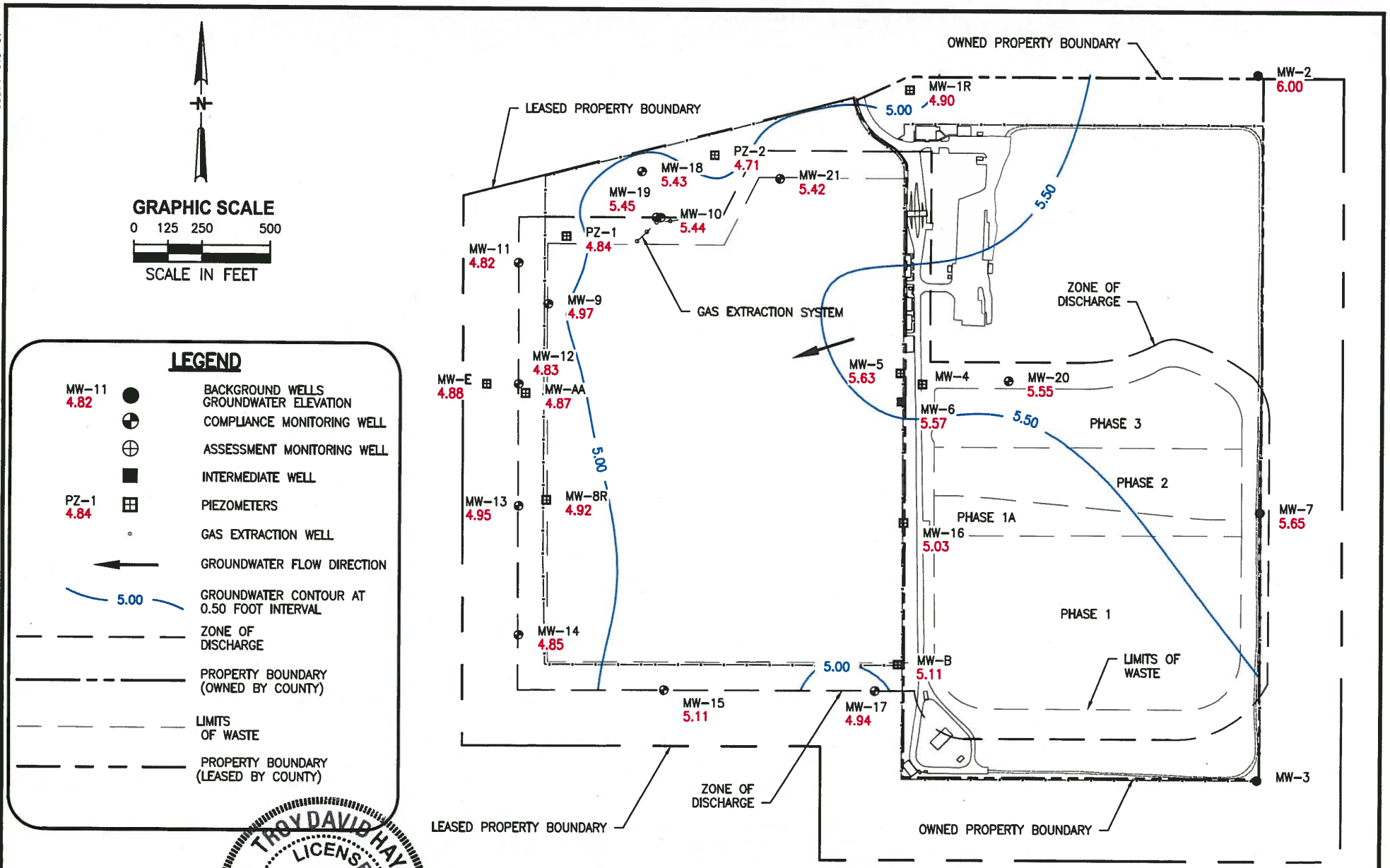

TROY DAVID HAYS
LICENSE No. 2079
STATE OF FLORIDA
PROFESSIONAL GEOLOGIST
9/25/17

CITRUS COUNTY CENTRAL LANDFILL
GROUNDWATER CONTOUR MAP
JULY 17, 2017

JONES EDMUNDS

03860-018-01

LAST SAVED: 9/20/2017 4:59 PM BTHOMAS \\Jeacad\gwm\Jones Edmunds\Citrus County\Central Landfill\GWM 2017\17S2\Citrus_17S2.dwg

Plotted: 9/20/17 4:59pm BThomas

ATTACHMENT 2

ANALYSIS RESULTS COMPARED TO GROUNDWATER STANDARDS

ANALYSIS RESULTS COMPARED TO GROUNDWATER STANDARDS AND/OR GUIDANCE CONCENTRATIONS
CITRUS COUNTY CENTRAL LANDFILL
SECOND SEMIANNUAL 2017

PARAMETER		pH (FIELD)	NITRATE NITROGEN	IRON	IRON, DISSOLVED	BENZENE
STANDARD		6.5-8.5 S.U.**	10 mg/L*	300 µg/L**	300 µg/L**	1 µg/L*
Background						
MW-3	7/20/2017	4.75	11	-	NM	-
MW-7	7/20/2017	5.09	-	1740	NM	3.6
Compliance						
MW-10	7/19/2017	4.71	-	5150	4260	-
MW-11	7/20/2017	-	-	-	NM	-
MW-12	7/20/2017	-	-	6620	NM	-
MW-13	7/18/2017	5.31	-	2980	NM	-
MW-14	7/18/2017	-	-	-	NM	-
MW-15	7/18/2017	4.86	-	7380	NM	-
MW-17	7/18/2017	5.60	-	34200	NM	-
MW-20	7/19/2017	6.22	-	124000	NM	-
MW-21	7/19/2017	4.95	-	3790	3850	1.2
Assessment						
MW-18	7/19/2017	5.01	NM	NM	NM	-

LEGEND

* =Primary Drinking Water Standard
** =Secondary Drinking Water Standard
*** =Chapter 62-777 Groundwater Cleanup Target Levels (GCTL)
@ =Analysis Result is at Groundwater Standard
\- =Analysis Result is not at or outside Groundwater Standard
NS =Not Sampled
NM =Not Measured

Note:

This table displays analysis results which were reported at or outside Groundwater Standards.
Analysis results notated with "@" indicate that the analysis result was reported at the Groundwater Standard.
Analysis results which were reported above the laboratory detection limit (reporting limit), but not at or above the Groundwater Standard are not displayed in this table.

ATTACHMENT 3

GROUNDWATER PARAMETERS AT OR ABOVE THE LABORATORY DETECTION LIMIT

PARAMETERS AT OR ABOVE THE LABORATORY DETECTION LIMIT
CITRUS COUNTY CENTRAL LANDFILL
SECOND SEMIANNUAL 2017

PARAMETER		CONDUC-TIVITY (FIELD)	DISSOLVED OXYGEN (FIELD)	GROUND-WATER ELEVATION	pH (FIELD)	REDOX POTENTIAL	TEMPER-ATURE (FIELD)	TURBIDITY (FIELD)	AMMONIA NITROGEN	CHLORIDE	NITRATE NITROGEN	TOTAL DISSOLVED SOLIDS	BARIUM	CHROMIUM	COBALT
STANDARD		(1)	(1)	(1)	6.5-8.5 S.U.**	(1)	(1)	(1)	2.8 mg/L***	250 mg/L**	10 mg/L*	500 mg/L**	2000 µg/L*	100 µg/L*	140µg/L***
UNITS		uS/cm	ppm	ft, NGVD	S.U.	mV	deg C	NTU	mg/L	mg/L	mg/L	mg/L	µg/L	µg/L	µg/L
Background															
MW-3	07/20/2017	155	4.36	NM	4.75	292.5	24.6	0.52	<0.0073	12	11	120	36.2 I	<4.50	<2.10
MW-7	07/20/2017	96	0.11	5.65	5.09	10.8	25.8	1.11	0.032	5.2	<0.052	52	<20.0	<4.50	<2.10
Compliance															
MW-10	07/19/2017	49	0.26	5.39	4.71	94.2	23.0	60.5	<0.0073	4.5 I	<0.052	52	197	11.7	<2.10
MW-11	07/20/2017	438	0.54	4.81	7.06	140.7	22.8	0.85	<0.0073	5.4	0.46 I	240	<20.0	<4.50	<2.10
MW-12	07/20/2017	633	0.11	4.83	6.73	-125.3	23.2	2.56	0.37	3.7 I	<0.052	380	23.6 I	<4.50	<2.10
MW-13	07/18/2017	66	0.16	4.96	5.31	59.4	22.4	1.42	<0.0073	3.8 I	<0.052	54	<20.0	<4.50	2.34 I
MW-14	07/18/2017	488	0.40	4.88	6.96	92.2	22.7	0.95	<0.0073	3.2 I	0.080 I	290	<20.0	<4.50	<2.10
MW-15	07/18/2017	50	0.28	5.10	4.86	85.6	22.2	0.77	0.056	2.6 I	<0.052	46	<20.0	<4.50	<2.10
MW-17	07/18/2017	182	0.27	4.94	5.60	-34.2	23.3	1.53	0.60	3.0 I	<0.052	120	<20.0	<4.50	3.75 I
MW-20	07/19/2017	694	0.05	5.58	6.22	-85.1	24.5	2.25	0.84	39	<0.052	300	36.3 I	<4.50	3.93 I
MW-21	07/19/2017	112	0.11	5.44	4.95	-26.2	23.5	31.2	1.3	3.7 I	<0.052	40	32.9 I	5.16 I	<2.10
Assessment															
MW-18	07/19/2017	40	0.72	5.44	5.01	251.9	23.2	125	-	-	-	-	-	-	-
QAQC															
EQUBLK1	07/20/2017	-	-	-	-	-	-	-	<0.0073	<0.29	<0.052	<10	<20.0	<4.50	<2.10
TRIP1	07/18/2017	-	-	-	-	-	-	-	-	-	-	-	-	-	-
TRIP2	07/19/2017	-	-	-	-	-	-	-	-	-	-	-	-	-	-
TRIP3	07/20/2017	-	-	-	-	-	-	-	-	-	-	-	-	-	-

LEGEND

*	=Primary Drinking Water Standard	I	= Value is between the Method Detection Level (MDL) and the Reporting Detection Level (RDL)
**	=Secondary Drinking Water Standard	J	= Estimated value
***	=Chapter 62-777 - Groundwater Cleanup Target Level (GCTL)	V	= Analyte found in associated method blank
(1)	=No Standard	Q	= Estimated value; analyte analyzed after acceptable holding time
-	=Not Analyzed		

Friday, September 15, 2017

PARAMETERS AT OR ABOVE THE LABORATORY DETECTION LIMIT
CITRUS COUNTY CENTRAL LANDFILL
SECOND SEMIANNUAL 2017

PARAMETER		COBALT, DISSOLVED	COPPER	IRON	IRON, DISSOLVED	LEAD	MERCURY	NICKEL	SODIUM	SODIUM, DISSOLVED	THALLIUM	VANADIUM	ZINC	1,4-DICHLORO-BENZENE	ACETONE
STANDARD UNITS		140µg/L*** µg/L	1000 µg/L** µg/L	300 µg/L** µg/L	300 µg/L** µg/L	15 µg/L* µg/L	2 µg/L* µg/L	100 µg/L* µg/L	160 mg/L* mg/L	160 mg/L* mg/L	2 µg/L* µg/L	49 µg/L*** µg/L	5000 µg/L** µg/L	75 µg/L* µg/L	6300 µg/L*** µg/L
Background															
MW-3	07/20/2017	-	88.9	<38.0	-	5.57	0.0428 I	4.10 I	10.8	-	<0.580	<2.00	81.8	<0.76	<10
MW-7	07/20/2017	-	5.54 I	1740	-	<1.60	<0.0230	5.91 I	8.98	-	<0.580	<2.00	69.3	4.1	<10
Compliance															
MW-10	07/19/2017	2.26 I	<2.20	5150	4260	6.36	<0.0230	<3.20	4.44	4.41	<0.580	5.64 I	<16.0	5.0	<10
MW-11	07/20/2017	-	<2.20	<38.0	-	<1.60	<0.0230	<3.20	3.96	-	0.670 I	<2.00	<16.0	<0.76	11 I
MW-12	07/20/2017	-	<2.20	6620	-	<1.60	<0.0230	<3.20	3.12	-	<0.580	<2.00	<16.0	<0.76	15 I
MW-13	07/18/2017	-	<2.20	2980	-	<1.60	<0.0230	<3.20	2.42	-	<0.580	<2.00	<16.0	1.4	<10
MW-14	07/18/2017	-	<2.20	<38.0	-	<1.60	<0.0230	<3.20	3.16	-	<0.580	2.46 I	<16.0	<0.76	<10
MW-15	07/18/2017	-	<2.20	7380	-	<1.60	<0.0230	<3.20	2.07	-	<0.580	<2.00	<16.0	<0.76	13 I
MW-17	07/18/2017	-	<2.20	34200	-	<1.60	<0.0230	<3.20	2.37	-	<0.580	<2.00	<16.0	1.4	14 I
MW-20	07/19/2017	-	<2.20	124000	-	<1.60	<0.0230	<3.20	15.2	-	<0.580	<2.00	<16.0	<0.76	27
MW-21	07/19/2017	5.28 I	<2.20	3790	3850	<1.60	<0.0230	<3.20	2.08	2.33	<0.580	<2.00	<16.0	7.5	20
Assessment															
MW-18	07/19/2017	-	-	-	-	-	-	-	-	-	-	-	-	-	-
QAQC															
EQUBLK1	07/20/2017	-	<2.20	<38.0	-	<1.60	<0.0230	<3.20	<0.320	-	<0.580	<2.00	<16.0	<0.76	23
TRIP1	07/18/2017	-	-	-	-	-	-	-	-	-	-	-	-	<0.76	18 I
TRIP2	07/19/2017	-	-	-	-	-	-	-	-	-	-	-	-	<0.76	10 I
TRIP3	07/20/2017	-	-	-	-	-	-	-	-	-	-	-	-	<0.76	38

LEGEND

*	=Primary Drinking Water Standard	I	= Value is between the Method Detection Level (MDL) and the Reporting Detection Level (RDL)
**	=Secondary Drinking Water Standard	J	= Estimated value
***	=Chapter 62-777 - Groundwater Cleanup Target Level (GCTL)	V	= Analyte found in associated method blank
(1)	=No Standard	Q	= Estimated value; analyte analyzed after acceptable holding time
-	=Not Analyzed		

PARAMETERS AT OR ABOVE THE LABORATORY DETECTION LIMIT
CITRUS COUNTY CENTRAL LANDFILL
SECOND SEMIANNUAL 2017

PARAMETER		BENZENE	CHLORO-BENZENE	CIS-1,2-DICHLORO-ETHENE	ETHYL-BENZENE	METHYL-IODIDE	VINYL CHLORIDE	TOTAL VOCS
STANDARD UNITS		1 µg/L* µg/L	100 µg/L* µg/L	70 µg/L* µg/L	30 µg/L** µg/L	(1) µg/L	1 µg/L* µg/L	(1) µg/L
Background								
MW-3	07/20/2017	<0.71	<0.72	<0.53	<0.69	<0.72	<0.71	-
MW-7	07/20/2017	3.6	<0.72	0.88 I	1.9	<0.72	<0.71	10.48
Compliance								
MW-10	07/19/2017	0.71 I	<0.72	2.6	<0.69	<0.72	<0.71	8.31
MW-11	07/20/2017	<0.71	<0.72	<0.53	<0.69	<0.72	<0.71	11
MW-12	07/20/2017	<0.71	<0.72	<0.53	<0.69	<0.72	<0.71	15
MW-13	07/18/2017	<0.71	<0.72	1.2	<0.69	<0.72	<0.71	2.6
MW-14	07/18/2017	<0.71	<0.72	<0.53	<0.69	1.1 I	<0.71	1.1
MW-15	07/18/2017	<0.71	<0.72	2.0	<0.69	1.4 I	<0.71	16.4
MW-17	07/18/2017	<0.71	<0.72	<0.53	<0.69	2.4 I	<0.71	17.8
MW-20	07/19/2017	<0.71	<0.72	<0.53	<0.69	<0.72	<0.71	27
MW-21	07/19/2017	1.2	1.6	1.8	<0.69	<0.72	0.82 I	32.92
Assessment								
MW-18	07/19/2017	<0.71	-	-	-	-	<0.71	-
QAQC								
EQUBLK1	07/20/2017	<0.71	<0.72	<0.53	<0.69	<0.72	<0.71	23
TRIP1	07/18/2017	<0.71	<0.72	<0.53	<0.69	<0.72	<0.71	18
TRIP2	07/19/2017	<0.71	<0.72	<0.53	<0.69	<0.72	<0.71	10
TRIP3	07/20/2017	<0.71	<0.72	<0.53	<0.69	<0.72	<0.71	38

LEGEND

*	=Primary Drinking Water Standard	I	= Value is between the Method Detection Level (MDL) and the Reporting Detection Level (RDL)
**	=Secondary Drinking Water Standard	J	= Estimated value
***	=Chapter 62-777 - Groundwater Cleanup Target Level (GCTL)	V	= Analyte found in associated method blank
(1)	=No Standard	Q	= Estimated value; analyte analyzed after acceptable holding time
-	=Not Analyzed		

Friday, September 15, 2017

ATTACHMENT 4

PARAMETER MONITORING REPORT FORMS

Citrus County Central Landfill
Parameter Monitoring Report

PART III Analytical Results

Facility WACS #: SWD/09/39859

Test Site ID #: 150

Well Name: MW-3

Classification of Ground Water: GII

Ground Water Elevation (NGVD): NM

Sampling Date/Time: 7/20/2017 12:47:00 PM

Report Period: SECOND SEMIANNUAL 2017

Well Purged: YES

Well Type: [X] Background [ ] Intermediate
[ ] Compliance [ ] Water Supply
[ ] Detection [ ] Piezometer
[ ] Assessment [ ] Leachate
[ ] Other [ ] Surface Water

STORET CODE	PARAMETER MONITORED	SAMPLING METHOD	FIELD FILTERED	ANALYSIS METHOD	ANALYSIS DATE/TIME	ANALYSIS RESULT *	UNITS	DETECTION LIMIT/UNITS
000094	CONDUCTIVITY (FIELD)	BP	No	EPA 120.1	7/20/2017 12:47:00 PM	155	umhos/cm	0umhos/cm
000010	TEMPERATURE (FIELD)	BP	No	EPA 170.1	7/20/2017 12:47:00 PM	24.6	°C	0°C
000940	CHLORIDE	BP	No	EPA 300.0	7/21/2017 11:33:00 PM	12	mg/L	0.29mg/L
000620	NITRATE NITROGEN	BP	No	EPA 300.0	7/21/2017 11:33:00 PM	11	mg/L	0.052mg/L
000610	AMMONIA NITROGEN	BP	No	EPA 350.1	7/28/2017 9:26:00 AM	<0.0073	mg/L	0.0073mg/L
000299	DISSOLVED OXYGEN (FIELD)	BP	No	EPA 360.1	7/20/2017 12:47:00 PM	4.36	mg/L	0mg/L
001097	ANTIMONY	BP	No	EPA 6020A	8/7/2017 10:10:00 AM	<2.50	ug/L	2.50ug/L
001002	ARSENIC	BP	No	EPA 6020A	8/4/2017 10:44:00 AM	<6.10	ug/L	6.10ug/L
001007	BARIUM	BP	No	EPA 6020A	8/7/2017 10:10:00 AM	36.2 I	ug/L	20.0ug/L
001012	BERYLLIUM	BP	No	EPA 6020A	8/7/2017 10:10:00 AM	<0.940	ug/L	0.940ug/L
001027	CADMIUM	BP	No	EPA 6020A	8/7/2017 10:10:00 AM	<0.900	ug/L	0.900ug/L
001034	CHROMIUM	BP	No	EPA 6020A	8/7/2017 10:10:00 AM	<4.50	ug/L	4.50ug/L
001037	COBALT	BP	No	EPA 6020A	8/7/2017 10:10:00 AM	<2.10	ug/L	2.10ug/L
001042	COPPER	BP	No	EPA 6020A	8/7/2017 10:10:00 AM	88.9	ug/L	2.20ug/L
001045	IRON	BP	No	EPA 6020A	8/4/2017 10:44:00 AM	<38.0	ug/L	38.0ug/L
001051	LEAD	BP	No	EPA 6020A	8/7/2017 10:10:00 AM	5.57	ug/L	1.60ug/L
001067	NICKEL	BP	No	EPA 6020A	8/7/2017 10:10:00 AM	4.10 I	ug/L	3.20ug/L
001147	SELENIUM	BP	No	EPA 6020A	8/4/2017 10:44:00 AM	<6.50	ug/L	6.50ug/L
001077	SILVER	BP	No	EPA 6020A	8/7/2017 10:10:00 AM	<0.290	ug/L	0.290ug/L
000929	SODIUM	BP	No	EPA 6020A	8/7/2017 10:10:00 AM	10.8	mg/L	0.320mg/L
001059	THALLIUM	BP	No	EPA 6020A	8/7/2017 10:10:00 AM	<0.580	ug/L	0.580ug/L
001087	VANADIUM	BP	No	EPA 6020A	8/7/2017 10:10:00 AM	<2.00	ug/L	2.00ug/L
001092	ZINC	BP	No	EPA 6020A	8/7/2017 10:10:00 AM	81.8	ug/L	16.0ug/L
071900	MERCURY	BP	No	EPA 7470A	7/27/2017 8:27:00 AM	0.0428 I	ug/L	0.0230ug/L
049146	1,2-DIBROMO-3-CHLOROPROPANE	BP	No	EPA 8011	7/27/2017 8:25:00 PM	<0.012	ug/L	0.012ug/L
077651	1,2-DIBROMOETHANE (EDB)	BP	No	EPA 8011	7/27/2017 8:25:00 PM	<0.004	ug/L	0.004ug/L
049263	(E)-1,4-DICHLORO-2-BUTENE	BP	No	EPA 8260B	7/24/2017 1:11:00 PM	<0.79	ug/L	0.79ug/L
077562	1,1,1,2-TETRACHLOROETHANE	BP	No	EPA 8260B	7/24/2017 1:11:00 PM	<0.61	ug/L	0.61ug/L
034506	1,1,1-TRICHLOROETHANE	BP	No	EPA 8260B	7/24/2017 1:11:00 PM	<0.80	ug/L	0.80ug/L
034516	1,1,2,2-TETRACHLOROETHANE	BP	No	EPA 8260B	7/24/2017 1:11:00 PM	<0.54	ug/L	0.54ug/L
034511	1,1,2-TRICHLOROETHANE	BP	No	EPA 8260B	7/24/2017 1:11:00 PM	<0.76	ug/L	0.76ug/L
034496	1,1-DICHLOROETHANE	BP	No	EPA 8260B	7/24/2017 1:11:00 PM	<0.62	ug/L	0.62ug/L
034501	1,1-DICHLOROETHENE	BP	No	EPA 8260B	7/24/2017 1:11:00 PM	<0.94	ug/L	0.94ug/L
077443	1,2,3-TRICHLOROPROPANE	BP	No	EPA 8260B	7/24/2017 1:11:00 PM	<0.64	ug/L	0.64ug/L
034536	1,2-DICHLOROBENZENE	BP	No	EPA 8260B	7/24/2017 1:11:00 PM	<0.73	ug/L	0.73ug/L
034531	1,2-DICHLOROETHANE	BP	No	EPA 8260B	7/24/2017 1:11:00 PM	<0.63	ug/L	0.63ug/L
034541	1,2-DICHLOROPROPANE	BP	No	EPA 8260B	7/24/2017 1:11:00 PM	<0.80	ug/L	0.80ug/L
034571	1,4-DICHLOROBENZENE	BP	No	EPA 8260B	7/24/2017 1:11:00 PM	<0.76	ug/L	0.76ug/L
077103	2-HEXANONE	BP	No	EPA 8260B	7/24/2017 1:11:00 PM	<1.4	ug/L	1.4ug/L
078133	4-METHYL-2-PENTANONE	BP	No	EPA 8260B	7/24/2017 1:11:00 PM	<0.79	ug/L	0.79ug/L
081552	ACETONE	BP	No	EPA 8260B	7/24/2017 1:11:00 PM	<10	ug/L	10ug/L
034215	ACRYLONITRILE	BP	No	EPA 8260B	7/24/2017 1:11:00 PM	<3.2	ug/L	3.2ug/L
034030	BENZENE	BP	No	EPA 8260B	7/24/2017 1:11:00 PM	<0.71	ug/L	0.71ug/L
073085	BROMOCHLOROMETHANE	BP	No	EPA 8260B	7/24/2017 1:11:00 PM	<0.94	ug/L	0.94ug/L
032101	BROMODICHLOROMETHANE	BP	No	EPA 8260B	7/24/2017 1:11:00 PM	<0.52	ug/L	0.52ug/L

* Attach Laboratory Reports

Citrus County Central Landfill
Parameter Monitoring Report

PART III Analytical Results

Facility WACS #: **SWD/09/39859**

Test Site ID #: **150**

Well Name: **MW-3**

Classification of Ground Water: **GII**

Ground Water Elevation (NGVD):

Sampling Date/Time: **7/20/2017 12:47:00 PM**

Report Period: **SECOND SEMIANNUAL 2017**

Well Purged: **YES**

Well Type:
[X] Background [ ] Intermediate
[ ] Compliance [ ] Water Supply
[ ] Detection [ ] Piezometer
[ ] Assessment [ ] Leachate
[ ] Other [ ] Surface Water

STORET CODE	PARAMETER MONITORED	SAMPLING METHOD	FIELD FILTERED	ANALYSIS METHOD	ANALYSIS DATE/TIME	ANALYSIS RESULT *	UNITS	DETECTION LIMIT/UNITS
032104	BROMOFORM	BP	No	EPA 8260B	7/24/2017 1:11:00 PM	<0.75	ug/L	0.75ug/L
034413	BROMOMETHANE (METHYL BROMIDE)	BP	No	EPA 8260B	7/24/2017 1:11:00 PM	<0.95	ug/L	0.95ug/L
077041	CARBON DISULFIDE	BP	No	EPA 8260B	7/24/2017 1:11:00 PM	<2.6	ug/L	2.6ug/L
032102	CARBON TETRACHLORIDE	BP	No	EPA 8260B	7/24/2017 1:11:00 PM	<0.94	ug/L	0.94ug/L
034301	CHLOROBENZENE	BP	No	EPA 8260B	7/24/2017 1:11:00 PM	<0.72	ug/L	0.72ug/L
034311	CHLOROETHANE	BP	No	EPA 8260B	7/24/2017 1:11:00 PM	<0.98	ug/L	0.98ug/L
032106	CHLOROFORM	BP	No	EPA 8260B	7/24/2017 1:11:00 PM	<0.80	ug/L	0.80ug/L
034418	CHLOROMETHANE (METHYL CHLORIDE)	BP	No	EPA 8260B	7/24/2017 1:11:00 PM	<0.82	ug/L	0.82ug/L
077093	CIS-1,2-DICHLOROETHENE	BP	No	EPA 8260B	7/24/2017 1:11:00 PM	<0.53	ug/L	0.53ug/L
034704	CIS-1,3-DICHLOROPROPENE	BP	No	EPA 8260B	7/24/2017 1:11:00 PM	<0.59	ug/L	0.59ug/L
032105	DIBROMOCHLOROMETHANE	BP	No	EPA 8260B	7/24/2017 1:11:00 PM	<0.44	ug/L	0.44ug/L
077596	DIBROMOMETHANE	BP	No	EPA 8260B	7/24/2017 1:11:00 PM	<0.84	ug/L	0.84ug/L
034423	DICHLOROMETHANE	BP	No	EPA 8260B	7/24/2017 1:11:00 PM	<2.0	ug/L	2.0ug/L
034371	ETHYLBENZENE	BP	No	EPA 8260B	7/24/2017 1:11:00 PM	<0.69	ug/L	0.69ug/L
085795	M&P- XYLENES	BP	No	EPA 8260B	7/24/2017 1:11:00 PM	<1.3	ug/L	1.3ug/L
081595	METHYL ETHYL KETONE	BP	No	EPA 8260B	7/24/2017 1:11:00 PM	<4.5	ug/L	4.5ug/L
077424	METHYL IODIDE	BP	No	EPA 8260B	7/24/2017 1:11:00 PM	<0.72	ug/L	0.72ug/L
077135	O-XYLENES	BP	No	EPA 8260B	7/24/2017 1:11:00 PM	<0.53	ug/L	0.53ug/L
077128	STYRENE	BP	No	EPA 8260B	7/24/2017 1:11:00 PM	<0.61	ug/L	0.61ug/L
034475	TETRACHLOROETHENE	BP	No	EPA 8260B	7/24/2017 1:11:00 PM	<0.76	ug/L	0.76ug/L
034010	TOLUENE	BP	No	EPA 8260B	7/24/2017 1:11:00 PM	<0.72	ug/L	0.72ug/L
034546	TRANS-1,2-DICHLOROETHENE	BP	No	EPA 8260B	7/24/2017 1:11:00 PM	<0.73	ug/L	0.73ug/L
034699	TRANS-1,3-DICHLOROPROPENE	BP	No	EPA 8260B	7/24/2017 1:11:00 PM	<0.73	ug/L	0.73ug/L
039180	TRICHLOROETHENE	BP	No	EPA 8260B	7/24/2017 1:11:00 PM	<0.89	ug/L	0.89ug/L
034488	TRICHLOROFLUOROMETHANE	BP	No	EPA 8260B	7/24/2017 1:11:00 PM	<0.94	ug/L	0.94ug/L
077057	VINYL ACETATE	BP	No	EPA 8260B	7/24/2017 1:11:00 PM	<0.60	ug/L	0.60ug/L
039175	VINYL CHLORIDE	BP	No	EPA 8260B	7/24/2017 1:11:00 PM	<0.71	ug/L	0.71ug/L
034020	XYLENES	BP	No	EPA 8260B	7/24/2017 1:11:00 PM	<1.3	ug/L	1.3ug/L
000406	pH (FIELD)	BP	No	Field	7/20/2017 12:47:00 PM	4.75	pH Units	pH Units
046480	REDOX POTENTIAL (FIELD)	BP	No	Field	7/20/2017 12:47:00 PM	292.5	mV	-999mV
082078	TURBIDITY (FIELD)	BP	No	Field	7/20/2017 12:47:00 PM	0.52	NTU	0NTU
070300	TOTAL DISSOLVED SOLIDS	BP	No	SM 2540C-1997	7/26/2017 8:50:00 PM	120	mg/L	10mg/L

* Attach Laboratory Reports

Citrus County Central Landfill
Parameter Monitoring Report

PART III Analytical Results

Facility WACS #: SWD/09/39859

Test Site ID #: 179

Well Name: MW-7

Classification of Ground Water: GII

Ground Water Elevation (NGVD): 5.65

Sampling Date/Time: 7/20/2017 2:37:00 PM

Report Period: SECOND SEMIANNUAL 2017

Well Purged: YES

Well Type: [X] Background [ ] Intermediate
[ ] Compliance [ ] Water Supply
[ ] Detection [ ] Piezometer
[ ] Assessment [ ] Leachate
[ ] Other [ ] Surface Water

STORET CODE	PARAMETER MONITORED	SAMPLING METHOD	FIELD FILTERED	ANALYSIS METHOD	ANALYSIS DATE/TIME	ANALYSIS RESULT *	UNITS	DETECTION LIMIT/UNITS
082545	GROUNDWATER ELEVATION	BP	No	DEP SOP	7/20/2017 2:37:00 PM	5.65	ft, NGVD	ft, NGVD
000094	CONDUCTIVITY (FIELD)	BP	No	EPA 120.1	7/20/2017 2:37:00 PM	96	umhos/cm	0umhos/cm
000010	TEMPERATURE (FIELD)	BP	No	EPA 170.1	7/20/2017 2:37:00 PM	25.8	°C	0°C
000940	CHLORIDE	BP	No	EPA 300.0	7/22/2017 12:20:00 AM	5.2	mg/L	0.29mg/L
000620	NITRATE NITROGEN	BP	No	EPA 300.0	7/22/2017 12:20:00 AM	<0.052	mg/L	0.052mg/L
000610	AMMONIA NITROGEN	BP	No	EPA 350.1	7/28/2017 9:27:00 AM	0.032	mg/L	0.0073mg/L
000299	DISSOLVED OXYGEN (FIELD)	BP	No	EPA 360.1	7/20/2017 2:37:00 PM	0.11	mg/L	0mg/L
001097	ANTIMONY	BP	No	EPA 6020A	8/7/2017 10:12:00 AM	<2.50	ug/L	2.50ug/L
001002	ARSENIC	BP	No	EPA 6020A	8/4/2017 11:22:00 AM	<6.10	ug/L	6.10ug/L
001007	BARIUM	BP	No	EPA 6020A	8/7/2017 10:12:00 AM	<20.0	ug/L	20.0ug/L
001012	BERYLLIUM	BP	No	EPA 6020A	8/7/2017 10:12:00 AM	<0.940	ug/L	0.940ug/L
001027	CADMIUM	BP	No	EPA 6020A	8/7/2017 10:12:00 AM	<0.900	ug/L	0.900ug/L
001034	CHROMIUM	BP	No	EPA 6020A	8/7/2017 10:12:00 AM	<4.50	ug/L	4.50ug/L
001037	COBALT	BP	No	EPA 6020A	8/7/2017 10:12:00 AM	<2.10	ug/L	2.10ug/L
001042	COPPER	BP	No	EPA 6020A	8/7/2017 10:12:00 AM	5.54 I	ug/L	2.20ug/L
001045	IRON	BP	No	EPA 6020A	8/4/2017 11:22:00 AM	1740	ug/L	38.0ug/L
001051	LEAD	BP	No	EPA 6020A	8/7/2017 10:12:00 AM	<1.60	ug/L	1.60ug/L
001067	NICKEL	BP	No	EPA 6020A	8/7/2017 10:12:00 AM	5.91 I	ug/L	3.20ug/L
001147	SELENIUM	BP	No	EPA 6020A	8/4/2017 11:22:00 AM	<6.50	ug/L	6.50ug/L
001077	SILVER	BP	No	EPA 6020A	8/7/2017 10:12:00 AM	<0.290	ug/L	0.290ug/L
000929	SODIUM	BP	No	EPA 6020A	8/7/2017 10:12:00 AM	8.98	mg/L	0.320mg/L
001059	THALLIUM	BP	No	EPA 6020A	8/7/2017 10:12:00 AM	<0.580	ug/L	0.580ug/L
001087	VANADIUM	BP	No	EPA 6020A	8/7/2017 10:12:00 AM	<2.00	ug/L	2.00ug/L
001092	ZINC	BP	No	EPA 6020A	8/7/2017 10:12:00 AM	69.3	ug/L	16.0ug/L
071900	MERCURY	BP	No	EPA 7470A	7/27/2017 8:30:00 AM	<0.0230	ug/L	0.0230ug/L
049146	1,2-DIBROMO-3-CHLOROPROPANE	BP	No	EPA 8011	7/27/2017 8:57:00 PM	<0.012	ug/L	0.012ug/L
077651	1,2-DIBROMOETHANE (EDB)	BP	No	EPA 8011	7/27/2017 8:57:00 PM	<0.004	ug/L	0.004ug/L
049263	(E)-1,4-DICHLORO-2-BUTENE	BP	No	EPA 8260B	7/24/2017 1:41:00 PM	<0.79	ug/L	0.79ug/L
077562	1,1,1,2-TETRACHLOROETHANE	BP	No	EPA 8260B	7/24/2017 1:41:00 PM	<0.61	ug/L	0.61ug/L
034506	1,1,1-TRICHLOROETHANE	BP	No	EPA 8260B	7/24/2017 1:41:00 PM	<0.80	ug/L	0.80ug/L
034516	1,1,2,2-TETRACHLOROETHANE	BP	No	EPA 8260B	7/24/2017 1:41:00 PM	<0.54	ug/L	0.54ug/L
034511	1,1,2-TRICHLOROETHANE	BP	No	EPA 8260B	7/24/2017 1:41:00 PM	<0.76	ug/L	0.76ug/L
034496	1,1-DICHLOROETHANE	BP	No	EPA 8260B	7/24/2017 1:41:00 PM	<0.62	ug/L	0.62ug/L
034501	1,1-DICHLOROETHENE	BP	No	EPA 8260B	7/24/2017 1:41:00 PM	<0.94	ug/L	0.94ug/L
077443	1,2,3-TRICHLOROPROPANE	BP	No	EPA 8260B	7/24/2017 1:41:00 PM	<0.64	ug/L	0.64ug/L
034536	1,2-DICHLOROBENZENE	BP	No	EPA 8260B	7/24/2017 1:41:00 PM	<0.73	ug/L	0.73ug/L
034531	1,2-DICHLOROETHANE	BP	No	EPA 8260B	7/24/2017 1:41:00 PM	<0.63	ug/L	0.63ug/L
034541	1,2-DICHLOROPROPANE	BP	No	EPA 8260B	7/24/2017 1:41:00 PM	<0.80	ug/L	0.80ug/L
034571	1,4-DICHLOROBENZENE	BP	No	EPA 8260B	7/24/2017 1:41:00 PM	4.1	ug/L	0.76ug/L
077103	2-HEXANONE	BP	No	EPA 8260B	7/24/2017 1:41:00 PM	<1.4	ug/L	1.4ug/L
078133	4-METHYL-2-PENTANONE	BP	No	EPA 8260B	7/24/2017 1:41:00 PM	<0.79	ug/L	0.79ug/L
081552	ACETONE	BP	No	EPA 8260B	7/24/2017 1:41:00 PM	<10	ug/L	10ug/L
034215	ACRYLONITRILE	BP	No	EPA 8260B	7/24/2017 1:41:00 PM	<3.2	ug/L	3.2ug/L
034030	BENZENE	BP	No	EPA 8260B	7/24/2017 1:41:00 PM	3.6	ug/L	0.71ug/L
073085	BROMOCHLOROMETHANE	BP	No	EPA 8260B	7/24/2017 1:41:00 PM	<0.94	ug/L	0.94ug/L

* Attach Laboratory Reports

Citrus County Central Landfill
Parameter Monitoring Report

PART III Analytical Results

Facility WACS #: **SWD/09/39859**

Test Site ID #: **179**

Well Name: **MW-7**

Classification of Ground Water: **GII**

Ground Water Elevation (NGVD): **5.65**

Sampling Date/Time: **7/20/2017 2:37:00 PM**

Report Period: **SECOND SEMIANNUAL 2017**

Well Purged: **YES**

Well Type:

[X]	Background	[ ]	Intermediate
[ ]	Compliance	[ ]	Water Supply
[ ]	Detection	[ ]	Piezometer
[ ]	Assessment	[ ]	Leachate
[ ]	Other	[ ]	Surface Water

STORET CODE	PARAMETER MONITORED	SAMPLING METHOD	FIELD FILTERED	ANALYSIS METHOD	ANALYSIS DATE/TIME	ANALYSIS RESULT *	UNITS	DETECTION LIMIT/UNITS
032101	BROMODICHLOROMETHANE	BP	No	EPA 8260B	7/24/2017 1:41:00 PM	<0.52	ug/L	0.52ug/L
032104	BROMOFORM	BP	No	EPA 8260B	7/24/2017 1:41:00 PM	<0.75	ug/L	0.75ug/L
034413	BROMOMETHANE (METHYL BROMIDE)	BP	No	EPA 8260B	7/24/2017 1:41:00 PM	<0.95	ug/L	0.95ug/L
077041	CARBON DISULFIDE	BP	No	EPA 8260B	7/24/2017 1:41:00 PM	<2.6	ug/L	2.6ug/L
032102	CARBON TETRACHLORIDE	BP	No	EPA 8260B	7/24/2017 1:41:00 PM	<0.94	ug/L	0.94ug/L
034301	CHLOROBENZENE	BP	No	EPA 8260B	7/24/2017 1:41:00 PM	<0.72	ug/L	0.72ug/L
034311	CHLOROETHANE	BP	No	EPA 8260B	7/24/2017 1:41:00 PM	<0.98	ug/L	0.98ug/L
032106	CHLOROFORM	BP	No	EPA 8260B	7/24/2017 1:41:00 PM	<0.80	ug/L	0.80ug/L
034418	CHLOROMETHANE (METHYL CHLORIDE)	BP	No	EPA 8260B	7/24/2017 1:41:00 PM	<0.82	ug/L	0.82ug/L
077093	CIS-1,2-DICHLOROETHENE	BP	No	EPA 8260B	7/24/2017 1:41:00 PM	0.88 I	ug/L	0.53ug/L
034704	CIS-1,3-DICHLOROPROPENE	BP	No	EPA 8260B	7/24/2017 1:41:00 PM	<0.59	ug/L	0.59ug/L
032105	DIBROMOCHLOROMETHANE	BP	No	EPA 8260B	7/24/2017 1:41:00 PM	<0.44	ug/L	0.44ug/L
077596	DIBROMOMETHANE	BP	No	EPA 8260B	7/24/2017 1:41:00 PM	<0.84	ug/L	0.84ug/L
034423	DICHLOROMETHANE	BP	No	EPA 8260B	7/24/2017 1:41:00 PM	<2.0	ug/L	2.0ug/L
034371	ETHYLBENZENE	BP	No	EPA 8260B	7/24/2017 1:41:00 PM	1.9	ug/L	0.69ug/L
085795	M&P- XYLENES	BP	No	EPA 8260B	7/24/2017 1:41:00 PM	<1.3	ug/L	1.3ug/L
081595	METHYL ETHYL KETONE	BP	No	EPA 8260B	7/24/2017 1:41:00 PM	<4.5	ug/L	4.5ug/L
077424	METHYL IODIDE	BP	No	EPA 8260B	7/24/2017 1:41:00 PM	<0.72	ug/L	0.72ug/L
077135	O-XYLENES	BP	No	EPA 8260B	7/24/2017 1:41:00 PM	<0.53	ug/L	0.53ug/L
077128	STYRENE	BP	No	EPA 8260B	7/24/2017 1:41:00 PM	<0.61	ug/L	0.61ug/L
034475	TETRACHLOROETHENE	BP	No	EPA 8260B	7/24/2017 1:41:00 PM	<0.76	ug/L	0.76ug/L
034010	TOLUENE	BP	No	EPA 8260B	7/24/2017 1:41:00 PM	<0.72	ug/L	0.72ug/L
034546	TRANS-1,2-DICHLOROETHENE	BP	No	EPA 8260B	7/24/2017 1:41:00 PM	<0.73	ug/L	0.73ug/L
034699	TRANS-1,3-DICHLOROPROPENE	BP	No	EPA 8260B	7/24/2017 1:41:00 PM	<0.73	ug/L	0.73ug/L
039180	TRICHLOROETHENE	BP	No	EPA 8260B	7/24/2017 1:41:00 PM	<0.89	ug/L	0.89ug/L
034488	TRICHLOROFLUOROMETHANE	BP	No	EPA 8260B	7/24/2017 1:41:00 PM	<0.94	ug/L	0.94ug/L
077057	VINYL ACETATE	BP	No	EPA 8260B	7/24/2017 1:41:00 PM	<0.60	ug/L	0.60ug/L
039175	VINYL CHLORIDE	BP	No	EPA 8260B	7/24/2017 1:41:00 PM	<0.71	ug/L	0.71ug/L
034020	XYLENES	BP	No	EPA 8260B	7/24/2017 1:41:00 PM	<1.3	ug/L	1.3ug/L
000406	pH (FIELD)	BP	No	Field	7/20/2017 2:37:00 PM	5.09	pH Units	pH Units
046480	REDOX POTENTIAL (FIELD)	BP	No	Field	7/20/2017 2:37:00 PM	10.8	mV	-999mV
082078	TURBIDITY (FIELD)	BP	No	Field	7/20/2017 2:37:00 PM	1.11	NTU	0NTU
070300	TOTAL DISSOLVED SOLIDS	BP	No	SM 2540C-1997	7/26/2017 8:50:00 PM	52	mg/L	10mg/L

* Attach Laboratory Reports

Citrus County Central Landfill
Parameter Monitoring Report

PART III Analytical Results

Facility WACS #: SWD/09/39859

Test Site ID #: 22010

Well Name: MW-10

Classification of Ground Water: GII

Ground Water Elevation (NGVD): 5.39

Sampling Date/Time: 7/19/2017 11:08:00 AM

Report Period: SECOND SEMIANNUAL 2017

Well Purged: Yes

Well Type:
[ ] Background [ ] Intermediate
[X] Compliance [ ] Water Supply
[ ] Detection [ ] Piezometer
[ ] Assessment [ ] Leachate
[ ] Other [ ] Surface Water

STORET CODE	PARAMETER MONITORED	SAMPLING METHOD	FIELD FILTERED	ANALYSIS METHOD	ANALYSIS DATE/TIME	ANALYSIS RESULT *	UNITS	DETECTION LIMIT/UNITS
082545	GROUNDWATER ELEVATION	BP	No	DEP SOP	7/19/2017 11:08:00 AM	5.39	ft, NGVD	ft, NGVD
000094	CONDUCTIVITY (FIELD)	BP	No	EPA 120.1	7/19/2017 11:08:00 AM	49	umhos/cm	0umhos/cm
000010	TEMPERATURE (FIELD)	BP	No	EPA 170.1	7/19/2017 11:08:00 AM	23.0	°C	0°C
000940	CHLORIDE	BP	No	EPA 300.0	7/20/2017 6:17:00 PM	4.5 I	mg/L	0.29mg/L
000620	NITRATE NITROGEN	BP	No	EPA 300.0	7/20/2017 6:17:00 PM	<0.052	mg/L	0.052mg/L
000610	AMMONIA NITROGEN	BP	No	EPA 350.1	7/25/2017 2:44:00 PM	<0.0073	mg/L	0.0073mg/L
000299	DISSOLVED OXYGEN (FIELD)	BP	No	EPA 360.1	7/19/2017 11:08:00 AM	0.26	mg/L	0mg/L
001097	ANTIMONY	BP	No	EPA 6020A	7/28/2017 10:41:00 AM	<2.50	ug/L	2.50ug/L
001095	ANTIMONY, DISSOLVED	BP	Yes	EPA 6020A	7/28/2017 10:45:00 AM	<2.50	ug/L	2.50ug/L
001002	ARSENIC	BP	No	EPA 6020A	7/28/2017 10:41:00 AM	<6.10	ug/L	6.10ug/L
001000	ARSENIC, DISSOLVED	BP	Yes	EPA 6020A	7/28/2017 10:45:00 AM	<6.10	ug/L	6.10ug/L
001007	BARIUM	BP	No	EPA 6020A	7/28/2017 10:41:00 AM	197	ug/L	20.0ug/L
001005	BARIUM, DISSOLVED	BP	Yes	EPA 6020A	7/28/2017 10:45:00 AM	<20.0	ug/L	20.0ug/L
001012	BERYLLIUM	BP	No	EPA 6020A	7/28/2017 10:41:00 AM	<0.940	ug/L	0.940ug/L
001010	BERYLLIUM, DISSOLVED	BP	Yes	EPA 6020A	7/28/2017 10:45:00 AM	<0.940	ug/L	0.940ug/L
001027	CADMIUM	BP	No	EPA 6020A	7/28/2017 10:41:00 AM	<0.900	ug/L	0.900ug/L
001025	CADMIUM, DISSOLVED	BP	Yes	EPA 6020A	7/28/2017 10:45:00 AM	<0.900	ug/L	0.900ug/L
001034	CHROMIUM	BP	No	EPA 6020A	7/28/2017 10:41:00 AM	11.7	ug/L	4.50ug/L
001030	CHROMIUM, DISSOLVED	BP	Yes	EPA 6020A	7/28/2017 10:45:00 AM	<4.50	ug/L	4.50ug/L
001037	COBALT	BP	No	EPA 6020A	7/28/2017 10:41:00 AM	<2.10	ug/L	2.10ug/L
001035	COBALT, DISSOLVED	BP	Yes	EPA 6020A	7/28/2017 10:45:00 AM	2.26 I	ug/L	2.10ug/L
001042	COPPER	BP	No	EPA 6020A	7/28/2017 10:41:00 AM	<2.20	ug/L	2.20ug/L
001040	COPPER, DISSOLVED	BP	Yes	EPA 6020A	7/28/2017 10:45:00 AM	<2.20	ug/L	2.20ug/L
001045	IRON	BP	No	EPA 6020A	7/28/2017 10:41:00 AM	5150	ug/L	38.0ug/L
001046	IRON, DISSOLVED	BP	Yes	EPA 6020A	7/28/2017 10:45:00 AM	4260	ug/L	38.0ug/L
001051	LEAD	BP	No	EPA 6020A	7/28/2017 10:41:00 AM	6.36	ug/L	1.60ug/L
001049	LEAD, DISSOLVED	BP	Yes	EPA 6020A	7/28/2017 10:45:00 AM	<1.60	ug/L	1.60ug/L
001067	NICKEL	BP	No	EPA 6020A	7/28/2017 10:41:00 AM	<3.20	ug/L	3.20ug/L
001065	NICKEL, DISSOLVED	BP	Yes	EPA 6020A	7/28/2017 10:45:00 AM	<3.20	ug/L	3.20ug/L
001147	SELENIUM	BP	No	EPA 6020A	7/28/2017 10:41:00 AM	<6.50	ug/L	6.50ug/L
001145	SELENIUM, DISSOLVED	BP	Yes	EPA 6020A	7/28/2017 10:45:00 AM	<6.50	ug/L	6.50ug/L
001077	SILVER	BP	No	EPA 6020A	7/28/2017 10:41:00 AM	<0.290	ug/L	0.290ug/L
001075	SILVER, DISSOLVED	BP	Yes	EPA 6020A	7/28/2017 10:45:00 AM	<0.290	ug/L	0.290ug/L
000929	SODIUM	BP	No	EPA 6020A	7/28/2017 10:41:00 AM	4.44	mg/L	0.320mg/L
000930	SODIUM, DISSOLVED	BP	Yes	EPA 6020A	7/28/2017 10:45:00 AM	4.41	mg/L	0.320mg/L
001059	THALLIUM	BP	No	EPA 6020A	7/28/2017 10:41:00 AM	<0.580	ug/L	0.580ug/L
001057	THALLIUM, DISSOLVED	BP	Yes	EPA 6020A	7/28/2017 10:45:00 AM	<0.580	ug/L	0.580ug/L
001087	VANADIUM	BP	No	EPA 6020A	7/28/2017 10:41:00 AM	5.64 I	ug/L	2.00ug/L
001085	VANADIUM, DISSOLVED	BP	Yes	EPA 6020A	7/28/2017 10:45:00 AM	<2.00	ug/L	2.00ug/L
001092	ZINC	BP	No	EPA 6020A	7/28/2017 10:41:00 AM	<16.0	ug/L	16.0ug/L
001090	ZINC, DISSOLVED	BP	Yes	EPA 6020A	7/28/2017 10:45:00 AM	<16.0	ug/L	16.0ug/L
071900	MERCURY	BP	No	EPA 7470A	7/26/2017 9:13:00 AM	<0.0230	ug/L	0.0230ug/L
071890	MERCURY, DISSOLVED	BP	Yes	EPA 7470A	7/26/2017 9:10:00 AM	<0.0230	ug/L	0.0230ug/L
049146	1,2-DIBROMO-3-CHLOROPROPANE	BP	No	EPA 8011	7/21/2017 11:03:00 AM	<0.012	ug/L	0.012ug/L
077651	1,2-DIBROMOETHANE (EDB)	BP	No	EPA 8011	7/21/2017 11:03:00 AM	<0.004	ug/L	0.004ug/L

* Attach Laboratory Reports

Citrus County Central Landfill
Parameter Monitoring Report

PART III Analytical Results

Facility WACS #: **SWD/09/39859**

Test Site ID #: **22010**

Well Name: **MW-10**

Classification of Ground Water: **GII**

Ground Water Elevation (NGVD): **5.39**

Sampling Date/Time: **7/19/2017 11:08:00 AM**

Report Period: **SECOND SEMIANNUAL 2017**

Well Purged: **Yes**

Well Type:
[ ] Background [ ] Intermediate
[X] Compliance [ ] Water Supply
[ ] Detection [ ] Piezometer
[ ] Assessment [ ] Leachate
[ ] Other [ ] Surface Water

STORET CODE	PARAMETER MONITORED	SAMPLING METHOD	FIELD FILTERED	ANALYSIS METHOD	ANALYSIS DATE/TIME	ANALYSIS RESULT *	UNITS	DETECTION LIMIT/UNITS
049263	(E)-1,4-DICHLORO-2-BUTENE	BP	No	EPA 8260B	7/21/2017 1:30:00 PM	<0.79	ug/L	0.79ug/L
077562	1,1,1,2-TETRACHLOROETHANE	BP	No	EPA 8260B	7/21/2017 1:30:00 PM	<0.61	ug/L	0.61ug/L
034506	1,1,1-TRICHLOROETHANE	BP	No	EPA 8260B	7/21/2017 1:30:00 PM	<0.80	ug/L	0.80ug/L
034516	1,1,2,2-TETRACHLOROETHANE	BP	No	EPA 8260B	7/21/2017 1:30:00 PM	<0.54	ug/L	0.54ug/L
034511	1,1,2-TRICHLOROETHANE	BP	No	EPA 8260B	7/21/2017 1:30:00 PM	<0.76	ug/L	0.76ug/L
034496	1,1-DICHLOROETHANE	BP	No	EPA 8260B	7/21/2017 1:30:00 PM	<0.62	ug/L	0.62ug/L
034501	1,1-DICHLOROETHENE	BP	No	EPA 8260B	7/21/2017 1:30:00 PM	<0.94	ug/L	0.94ug/L
077443	1,2,3-TRICHLOROPROPANE	BP	No	EPA 8260B	7/21/2017 1:30:00 PM	<0.64	ug/L	0.64ug/L
034536	1,2-DICHLOROBENZENE	BP	No	EPA 8260B	7/21/2017 1:30:00 PM	<0.73	ug/L	0.73ug/L
034531	1,2-DICHLOROETHANE	BP	No	EPA 8260B	7/21/2017 1:30:00 PM	<0.63	ug/L	0.63ug/L
034541	1,2-DICHLOROPROPANE	BP	No	EPA 8260B	7/21/2017 1:30:00 PM	<0.80	ug/L	0.80ug/L
034571	1,4-DICHLOROBENZENE	BP	No	EPA 8260B	7/21/2017 1:30:00 PM	5.0	ug/L	0.76ug/L
077103	2-HEXANONE	BP	No	EPA 8260B	7/21/2017 1:30:00 PM	<1.4	ug/L	1.4ug/L
078133	4-METHYL-2-PENTANONE	BP	No	EPA 8260B	7/21/2017 1:30:00 PM	<0.79	ug/L	0.79ug/L
081552	ACETONE	BP	No	EPA 8260B	7/21/2017 1:30:00 PM	<10	ug/L	10ug/L
034215	ACRYLONITRILE	BP	No	EPA 8260B	7/21/2017 1:30:00 PM	<3.2	ug/L	3.2ug/L
034030	BENZENE	BP	No	EPA 8260B	7/21/2017 1:30:00 PM	0.71 I	ug/L	0.71ug/L
073085	BROMOCHLOROMETHANE	BP	No	EPA 8260B	7/21/2017 1:30:00 PM	<0.94	ug/L	0.94ug/L
032101	BROMODICHLOROMETHANE	BP	No	EPA 8260B	7/21/2017 1:30:00 PM	<0.52	ug/L	0.52ug/L
032104	BROMOFORM	BP	No	EPA 8260B	7/21/2017 1:30:00 PM	<0.75	ug/L	0.75ug/L
034413	BROMOMETHANE (METHYL BROMIDE)	BP	No	EPA 8260B	7/21/2017 1:30:00 PM	<0.95	ug/L	0.95ug/L
077041	CARBON DISULFIDE	BP	No	EPA 8260B	7/21/2017 1:30:00 PM	<2.6	ug/L	2.6ug/L
032102	CARBON TETRACHLORIDE	BP	No	EPA 8260B	7/21/2017 1:30:00 PM	<0.94	ug/L	0.94ug/L
034301	CHLOROBENZENE	BP	No	EPA 8260B	7/21/2017 1:30:00 PM	<0.72	ug/L	0.72ug/L
034311	CHLOROETHANE	BP	No	EPA 8260B	7/21/2017 1:30:00 PM	<0.98	ug/L	0.98ug/L
032106	CHLOROFORM	BP	No	EPA 8260B	7/21/2017 1:30:00 PM	<0.80	ug/L	0.80ug/L
034418	CHLOROMETHANE (METHYL CHLORIDE)	BP	No	EPA 8260B	7/21/2017 1:30:00 PM	<0.82	ug/L	0.82ug/L
077093	CIS-1,2-DICHLOROETHENE	BP	No	EPA 8260B	7/21/2017 1:30:00 PM	2.6	ug/L	0.53ug/L
034704	CIS-1,3-DICHLOROPROPENE	BP	No	EPA 8260B	7/21/2017 1:30:00 PM	<0.59	ug/L	0.59ug/L
032105	DIBROMOCHLOROMETHANE	BP	No	EPA 8260B	7/21/2017 1:30:00 PM	<0.44	ug/L	0.44ug/L
077596	DIBROMOMETHANE	BP	No	EPA 8260B	7/21/2017 1:30:00 PM	<0.84	ug/L	0.84ug/L
034423	DICHLOROMETHANE	BP	No	EPA 8260B	7/21/2017 1:30:00 PM	<2.0	ug/L	2.0ug/L
034371	ETHYLBENZENE	BP	No	EPA 8260B	7/21/2017 1:30:00 PM	<0.69	ug/L	0.69ug/L
085795	M&P- XYLENES	BP	No	EPA 8260B	7/21/2017 1:30:00 PM	<1.3	ug/L	1.3ug/L
081595	METHYL ETHYL KETONE	BP	No	EPA 8260B	7/21/2017 1:30:00 PM	<4.5	ug/L	4.5ug/L
077424	METHYL IODIDE	BP	No	EPA 8260B	7/21/2017 1:30:00 PM	<0.72	ug/L	0.72ug/L
077135	O-XYLENES	BP	No	EPA 8260B	7/21/2017 1:30:00 PM	<0.53	ug/L	0.53ug/L
077128	STYRENE	BP	No	EPA 8260B	7/21/2017 1:30:00 PM	<0.61	ug/L	0.61ug/L
034475	TETRACHLOROETHENE	BP	No	EPA 8260B	7/21/2017 1:30:00 PM	<0.76	ug/L	0.76ug/L
034010	TOLUENE	BP	No	EPA 8260B	7/21/2017 1:30:00 PM	<0.72	ug/L	0.72ug/L
034546	TRANS-1,2-DICHLOROETHENE	BP	No	EPA 8260B	7/21/2017 1:30:00 PM	<0.73	ug/L	0.73ug/L
034699	TRANS-1,3-DICHLOROPROPENE	BP	No	EPA 8260B	7/21/2017 1:30:00 PM	<0.73	ug/L	0.73ug/L
039180	TRICHLOROETHENE	BP	No	EPA 8260B	7/21/2017 1:30:00 PM	<0.89	ug/L	0.89ug/L
034488	TRICHLOROFLUOROMETHANE	BP	No	EPA 8260B	7/21/2017 1:30:00 PM	<0.94	ug/L	0.94ug/L
077057	VINYL ACETATE	BP	No	EPA 8260B	7/21/2017 1:30:00 PM	<0.60	ug/L	0.60ug/L

* Attach Laboratory Reports

Citrus County Central Landfill
Parameter Monitoring Report

PART III Analytical Results

Facility WACS #: **SWD/09/39859**

Test Site ID #: **22010**

Well Name: **MW-10**

Classification of Ground Water: **GII**

Ground Water Elevation (NGVD): **5.39**

Sampling Date/Time: **7/19/2017 11:08:00 AM**

Report Period: **SECOND SEMIANNUAL 2017**

Well Purged: **Yes**

Well Type:

[ ]	Background	[ ]	Intermediate
[X]	Compliance	[ ]	Water Supply
[ ]	Detection	[ ]	Piezometer
[ ]	Assessment	[ ]	Leachate
[ ]	Other	[ ]	Surface Water

STORET CODE	PARAMETER MONITORED	SAMPLING METHOD	FIELD FILTERED	ANALYSIS METHOD	ANALYSIS DATE/TIME	ANALYSIS RESULT *	UNITS	DETECTION LIMIT/UNITS
039175	VINYL CHLORIDE	BP	No	EPA 8260B	7/21/2017 1:30:00 PM	<0.71	ug/L	0.71ug/L
034020	XYLENES	BP	No	EPA 8260B	7/21/2017 1:30:00 PM	<1.3	ug/L	1.3ug/L
000406	pH (FIELD)	BP	No	Field	7/19/2017 11:08:00 AM	4.71	pH Units	pH Units
046480	REDOX POTENTIAL (FIELD)	BP	No	Field	7/19/2017 11:08:00 AM	94.2	mV	-999mV
082078	TURBIDITY (FIELD)	BP	No	Field	7/19/2017 11:08:00 AM	60.5	NTU	0NTU
070300	TOTAL DISSOLVED SOLIDS	BP	No	SM 2540C-1997	7/23/2017 9:15:00 AM	52	mg/L	10mg/L

* Attach Laboratory Reports

Citrus County Central Landfill
Parameter Monitoring Report

PART III Analytical Results

Facility WACS #: **SWD/09/39859**

Test Site ID #: **22011**

Well Name: **MW-11**

Classification of Ground Water: **GII**

Ground Water Elevation (NGVD): **4.81**

Sampling Date/Time: **7/20/2017 9:51:00 AM**

Report Period: **SECOND SEMIANNUAL 2017**

Well Purged: **Yes**

Well Type:
[ ] Background [ ] Intermediate
[X] Compliance [ ] Water Supply
[ ] Detection [ ] Piezometer
[ ] Assessment [ ] Leachate
[ ] Other [ ] Surface Water

STORET CODE	PARAMETER MONITORED	SAMPLING METHOD	FIELD FILTERED	ANALYSIS METHOD	ANALYSIS DATE/TIME	ANALYSIS RESULT *	UNITS	DETECTION LIMIT/UNITS
082545	GROUNDWATER ELEVATION	BP	No	DEP SOP	7/20/2017 9:51:00 AM	4.81	ft, NGVD	ft, NGVD
000094	CONDUCTIVITY (FIELD)	BP	No	EPA 120.1	7/20/2017 9:51:00 AM	438	umhos/cm	0umhos/cm
000010	TEMPERATURE (FIELD)	BP	No	EPA 170.1	7/20/2017 9:51:00 AM	22.8	°C	0°C
000940	CHLORIDE	BP	No	EPA 300.0	7/21/2017 11:48:00 PM	5.4	mg/L	0.29mg/L
000620	NITRATE NITROGEN	BP	No	EPA 300.0	7/21/2017 11:48:00 PM	0.46 I	mg/L	0.052mg/L
000610	AMMONIA NITROGEN	BP	No	EPA 350.1	7/28/2017 9:20:00 AM	<0.0073	mg/L	0.0073mg/L
000299	DISSOLVED OXYGEN (FIELD)	BP	No	EPA 360.1	7/20/2017 9:51:00 AM	0.54	mg/L	0mg/L
001097	ANTIMONY	BP	No	EPA 6020A	8/7/2017 9:44:00 AM	<2.50	ug/L	2.50ug/L
001002	ARSENIC	BP	No	EPA 6020A	8/4/2017 10:36:00 AM	<6.10	ug/L	6.10ug/L
001007	BARIUM	BP	No	EPA 6020A	8/7/2017 9:44:00 AM	<20.0	ug/L	20.0ug/L
001012	BERYLLIUM	BP	No	EPA 6020A	8/7/2017 9:44:00 AM	<0.940	ug/L	0.940ug/L
001027	CADMIUM	BP	No	EPA 6020A	8/7/2017 9:44:00 AM	<0.900	ug/L	0.900ug/L
001034	CHROMIUM	BP	No	EPA 6020A	8/7/2017 9:44:00 AM	<4.50	ug/L	4.50ug/L
001037	COBALT	BP	No	EPA 6020A	8/7/2017 9:44:00 AM	<2.10	ug/L	2.10ug/L
001042	COPPER	BP	No	EPA 6020A	8/7/2017 9:44:00 AM	<2.20	ug/L	2.20ug/L
001045	IRON	BP	No	EPA 6020A	8/4/2017 10:36:00 AM	<38.0	ug/L	38.0ug/L
001051	LEAD	BP	No	EPA 6020A	8/7/2017 9:44:00 AM	<1.60	ug/L	1.60ug/L
001067	NICKEL	BP	No	EPA 6020A	8/7/2017 9:44:00 AM	<3.20	ug/L	3.20ug/L
001147	SELENIUM	BP	No	EPA 6020A	8/4/2017 10:36:00 AM	<6.50	ug/L	6.50ug/L
001077	SILVER	BP	No	EPA 6020A	8/7/2017 9:44:00 AM	<0.290	ug/L	0.290ug/L
000929	SODIUM	BP	No	EPA 6020A	8/7/2017 9:44:00 AM	3.96	mg/L	0.320mg/L
001059	THALLIUM	BP	No	EPA 6020A	8/7/2017 9:44:00 AM	0.670 I	ug/L	0.580ug/L
001087	VANADIUM	BP	No	EPA 6020A	8/7/2017 9:44:00 AM	<2.00	ug/L	2.00ug/L
001092	ZINC	BP	No	EPA 6020A	8/7/2017 9:44:00 AM	<16.0	ug/L	16.0ug/L
071900	MERCURY	BP	No	EPA 7470A	7/27/2017 7:22:00 AM	<0.0230	ug/L	0.0230ug/L
049146	1,2-DIBROMO-3-CHLOROPROPANE	BP	No	EPA 8011	7/27/2017 7:37:00 PM	<0.012	ug/L	0.012ug/L
077651	1,2-DIBROMOETHANE (EDB)	BP	No	EPA 8011	7/27/2017 7:37:00 PM	<0.004	ug/L	0.004ug/L
049263	(E)-1,4-DICHLORO-2-BUTENE	BP	No	EPA 8260B	7/24/2017 11:41:00 AM	<0.79	ug/L	0.79ug/L
077562	1,1,1,2-TETRACHLOROETHANE	BP	No	EPA 8260B	7/24/2017 11:41:00 AM	<0.61	ug/L	0.61ug/L
034506	1,1,1-TRICHLOROETHANE	BP	No	EPA 8260B	7/24/2017 11:41:00 AM	<0.80	ug/L	0.80ug/L
034516	1,1,2,2-TETRACHLOROETHANE	BP	No	EPA 8260B	7/24/2017 11:41:00 AM	<0.54	ug/L	0.54ug/L
034511	1,1,2-TRICHLOROETHANE	BP	No	EPA 8260B	7/24/2017 11:41:00 AM	<0.76	ug/L	0.76ug/L
034496	1,1-DICHLOROETHANE	BP	No	EPA 8260B	7/24/2017 11:41:00 AM	<0.62	ug/L	0.62ug/L
034501	1,1-DICHLOROETHENE	BP	No	EPA 8260B	7/24/2017 11:41:00 AM	<0.94	ug/L	0.94ug/L
077443	1,2,3-TRICHLOROPROPANE	BP	No	EPA 8260B	7/24/2017 11:41:00 AM	<0.64	ug/L	0.64ug/L
034536	1,2-DICHLOROBENZENE	BP	No	EPA 8260B	7/24/2017 11:41:00 AM	<0.73	ug/L	0.73ug/L
034531	1,2-DICHLOROETHANE	BP	No	EPA 8260B	7/24/2017 11:41:00 AM	<0.63	ug/L	0.63ug/L
034541	1,2-DICHLOROPROPANE	BP	No	EPA 8260B	7/24/2017 11:41:00 AM	<0.80	ug/L	0.80ug/L
034571	1,4-DICHLOROBENZENE	BP	No	EPA 8260B	7/24/2017 11:41:00 AM	<0.76	ug/L	0.76ug/L
077103	2-HEXANONE	BP	No	EPA 8260B	7/24/2017 11:41:00 AM	<1.4	ug/L	1.4ug/L
078133	4-METHYL-2-PENTANONE	BP	No	EPA 8260B	7/24/2017 11:41:00 AM	<0.79	ug/L	0.79ug/L
081552	ACETONE	BP	No	EPA 8260B	7/24/2017 11:41:00 AM	11 I	ug/L	10ug/L
034215	ACRYLONITRILE	BP	No	EPA 8260B	7/24/2017 11:41:00 AM	<3.2	ug/L	3.2ug/L
034030	BENZENE	BP	No	EPA 8260B	7/24/2017 11:41:00 AM	<0.71	ug/L	0.71ug/L
073085	BROMOCHLOROMETHANE	BP	No	EPA 8260B	7/24/2017 11:41:00 AM	<0.94	ug/L	0.94ug/L

* Attach Laboratory Reports

Citrus County Central Landfill
Parameter Monitoring Report

PART III Analytical Results

Facility WACS #: **SWD/09/39859**

Test Site ID #: **22011**

Well Name: **MW-11**

Classification of Ground Water: **GII**

Ground Water Elevation (NGVD): **4.81**

Sampling Date/Time: **7/20/2017 9:51:00 AM**

Report Period: **SECOND SEMIANNUAL 2017**

Well Purged: **Yes**

Well Type:

[ ]	Background	[ ]	Intermediate
[X]	Compliance	[ ]	Water Supply
[ ]	Detection	[ ]	Piezometer
[ ]	Assessment	[ ]	Leachate
[ ]	Other	[ ]	Surface Water

STORET CODE	PARAMETER MONITORED	SAMPLING METHOD	FIELD FILTERED	ANALYSIS METHOD	ANALYSIS DATE/TIME	ANALYSIS RESULT *	UNITS	DETECTION LIMIT/UNITS
032101	BROMODICHLOROMETHANE	BP	No	EPA 8260B	7/24/2017 11:41:00 AM	<0.52	ug/L	0.52ug/L
032104	BROMOFORM	BP	No	EPA 8260B	7/24/2017 11:41:00 AM	<0.75	ug/L	0.75ug/L
034413	BROMOMETHANE (METHYL BROMIDE)	BP	No	EPA 8260B	7/24/2017 11:41:00 AM	<0.95	ug/L	0.95ug/L
077041	CARBON DISULFIDE	BP	No	EPA 8260B	7/24/2017 11:41:00 AM	<2.6	ug/L	2.6ug/L
032102	CARBON TETRACHLORIDE	BP	No	EPA 8260B	7/24/2017 11:41:00 AM	<0.94	ug/L	0.94ug/L
034301	CHLOROBENZENE	BP	No	EPA 8260B	7/24/2017 11:41:00 AM	<0.72	ug/L	0.72ug/L
034311	CHLOROETHANE	BP	No	EPA 8260B	7/24/2017 11:41:00 AM	<0.98	ug/L	0.98ug/L
032106	CHLOROFORM	BP	No	EPA 8260B	7/24/2017 11:41:00 AM	<0.80	ug/L	0.80ug/L
034418	CHLOROMETHANE (METHYL CHLORIDE)	BP	No	EPA 8260B	7/24/2017 11:41:00 AM	<0.82	ug/L	0.82ug/L
077093	CIS-1,2-DICHLOROETHENE	BP	No	EPA 8260B	7/24/2017 11:41:00 AM	<0.53	ug/L	0.53ug/L
034704	CIS-1,3-DICHLOROPROPENE	BP	No	EPA 8260B	7/24/2017 11:41:00 AM	<0.59	ug/L	0.59ug/L
032105	DIBROMOCHLOROMETHANE	BP	No	EPA 8260B	7/24/2017 11:41:00 AM	<0.44	ug/L	0.44ug/L
077596	DIBROMOMETHANE	BP	No	EPA 8260B	7/24/2017 11:41:00 AM	<0.84	ug/L	0.84ug/L
034423	DICHLOROMETHANE	BP	No	EPA 8260B	7/24/2017 11:41:00 AM	<2.0	ug/L	2.0ug/L
034371	ETHYLBENZENE	BP	No	EPA 8260B	7/24/2017 11:41:00 AM	<0.69	ug/L	0.69ug/L
085795	M&P- XYLENES	BP	No	EPA 8260B	7/24/2017 11:41:00 AM	<1.3	ug/L	1.3ug/L
081595	METHYL ETHYL KETONE	BP	No	EPA 8260B	7/24/2017 11:41:00 AM	<4.5	ug/L	4.5ug/L
077424	METHYL IODIDE	BP	No	EPA 8260B	7/24/2017 11:41:00 AM	<0.72	ug/L	0.72ug/L
077135	O-XYLENES	BP	No	EPA 8260B	7/24/2017 11:41:00 AM	<0.53	ug/L	0.53ug/L
077128	STYRENE	BP	No	EPA 8260B	7/24/2017 11:41:00 AM	<0.61	ug/L	0.61ug/L
034475	TETRACHLOROETHENE	BP	No	EPA 8260B	7/24/2017 11:41:00 AM	<0.76	ug/L	0.76ug/L
034010	TOLUENE	BP	No	EPA 8260B	7/24/2017 11:41:00 AM	<0.72	ug/L	0.72ug/L
034546	TRANS-1,2-DICHLOROETHENE	BP	No	EPA 8260B	7/24/2017 11:41:00 AM	<0.73	ug/L	0.73ug/L
034699	TRANS-1,3-DICHLOROPROPENE	BP	No	EPA 8260B	7/24/2017 11:41:00 AM	<0.73	ug/L	0.73ug/L
039180	TRICHLOROETHENE	BP	No	EPA 8260B	7/24/2017 11:41:00 AM	<0.89	ug/L	0.89ug/L
034488	TRICHLOROFLUOROMETHANE	BP	No	EPA 8260B	7/24/2017 11:41:00 AM	<0.94	ug/L	0.94ug/L
077057	VINYL ACETATE	BP	No	EPA 8260B	7/24/2017 11:41:00 AM	<0.60	ug/L	0.60ug/L
039175	VINYL CHLORIDE	BP	No	EPA 8260B	7/24/2017 11:41:00 AM	<0.71	ug/L	0.71ug/L
034020	XYLENES	BP	No	EPA 8260B	7/24/2017 11:41:00 AM	<1.3	ug/L	1.3ug/L
000406	pH (FIELD)	BP	No	Field	7/20/2017 9:51:00 AM	7.06	pH Units	pH Units
046480	REDOX POTENTIAL (FIELD)	BP	No	Field	7/20/2017 9:51:00 AM	140.7	mV	-999mV
082078	TURBIDITY (FIELD)	BP	No	Field	7/20/2017 9:51:00 AM	0.85	NTU	0NTU
070300	TOTAL DISSOLVED SOLIDS	BP	No	SM 2540C-1997	7/26/2017 8:50:00 PM	240	mg/L	10mg/L

* Attach Laboratory Reports

Citrus County Central Landfill
Parameter Monitoring Report

PART III Analytical Results

Facility WACS #: **SWD/09/39859**

Test Site ID #: **22012**

Well Name: **MW-12**

Classification of Ground Water: **GII**

Ground Water Elevation (NGVD): **4.83**

Sampling Date/Time: **7/20/2017 10:39:00 AM**

Report Period: **SECOND SEMIANNUAL 2017**

Well Purged: **Yes**

Well Type:
[ ] Background [ ] Intermediate
[X] Compliance [ ] Water Supply
[ ] Detection [ ] Piezometer
[ ] Assessment [ ] Leachate
[ ] Other [ ] Surface Water

STORET CODE	PARAMETER MONITORED	SAMPLING METHOD	FIELD FILTERED	ANALYSIS METHOD	ANALYSIS DATE/TIME	ANALYSIS RESULT *	UNITS	DETECTION LIMIT/UNITS
082545	GROUNDWATER ELEVATION	BP	No	DEP SOP	7/20/2017 10:39:00 AM	4.83	ft, NGVD	ft, NGVD
000094	CONDUCTIVITY (FIELD)	BP	No	EPA 120.1	7/20/2017 10:39:00 AM	633	umhos/cm	0umhos/cm
000010	TEMPERATURE (FIELD)	BP	No	EPA 170.1	7/20/2017 10:39:00 AM	23.2	°C	0°C
000940	CHLORIDE	BP	No	EPA 300.0	7/22/2017 12:04:00 AM	3.7 I	mg/L	0.29mg/L
000620	NITRATE NITROGEN	BP	No	EPA 300.0	7/22/2017 12:04:00 AM	<0.052	mg/L	0.052mg/L
000610	AMMONIA NITROGEN	BP	No	EPA 350.1	7/28/2017 9:21:00 AM	0.37	mg/L	0.0073mg/L
000299	DISSOLVED OXYGEN (FIELD)	BP	No	EPA 360.1	7/20/2017 10:39:00 AM	0.11	mg/L	0mg/L
001097	ANTIMONY	BP	No	EPA 6020A	8/7/2017 10:08:00 AM	<2.50	ug/L	2.50ug/L
001002	ARSENIC	BP	No	EPA 6020A	8/4/2017 10:43:00 AM	<6.10	ug/L	6.10ug/L
001007	BARIUM	BP	No	EPA 6020A	8/7/2017 10:08:00 AM	23.6 I	ug/L	20.0ug/L
001012	BERYLLIUM	BP	No	EPA 6020A	8/7/2017 10:08:00 AM	<0.940	ug/L	0.940ug/L
001027	CADMIUM	BP	No	EPA 6020A	8/7/2017 10:08:00 AM	<0.900	ug/L	0.900ug/L
001034	CHROMIUM	BP	No	EPA 6020A	8/7/2017 10:08:00 AM	<4.50	ug/L	4.50ug/L
001037	COBALT	BP	No	EPA 6020A	8/7/2017 10:08:00 AM	<2.10	ug/L	2.10ug/L
001042	COPPER	BP	No	EPA 6020A	8/7/2017 10:08:00 AM	<2.20	ug/L	2.20ug/L
001045	IRON	BP	No	EPA 6020A	8/4/2017 10:43:00 AM	6620	ug/L	38.0ug/L
001051	LEAD	BP	No	EPA 6020A	8/7/2017 10:08:00 AM	<1.60	ug/L	1.60ug/L
001067	NICKEL	BP	No	EPA 6020A	8/7/2017 10:08:00 AM	<3.20	ug/L	3.20ug/L
001147	SELENIUM	BP	No	EPA 6020A	8/4/2017 10:43:00 AM	<6.50	ug/L	6.50ug/L
001077	SILVER	BP	No	EPA 6020A	8/7/2017 10:08:00 AM	<0.290	ug/L	0.290ug/L
000929	SODIUM	BP	No	EPA 6020A	8/7/2017 10:08:00 AM	3.12	mg/L	0.320mg/L
001059	THALLIUM	BP	No	EPA 6020A	8/7/2017 10:08:00 AM	<0.580	ug/L	0.580ug/L
001087	VANADIUM	BP	No	EPA 6020A	8/7/2017 10:08:00 AM	<2.00	ug/L	2.00ug/L
001092	ZINC	BP	No	EPA 6020A	8/7/2017 10:08:00 AM	<16.0	ug/L	16.0ug/L
071900	MERCURY	BP	No	EPA 7470A	7/27/2017 8:15:00 AM	<0.0230	ug/L	0.0230ug/L
049146	1,2-DIBROMO-3-CHLOROPROPANE	BP	No	EPA 8011	7/27/2017 7:53:00 PM	<0.012	ug/L	0.012ug/L
077651	1,2-DIBROMOETHANE (EDB)	BP	No	EPA 8011	7/27/2017 7:53:00 PM	<0.004	ug/L	0.004ug/L
049263	(E)-1,4-DICHLORO-2-BUTENE	BP	No	EPA 8260B	7/24/2017 12:11:00 PM	<0.79	ug/L	0.79ug/L
077562	1,1,1,2-TETRACHLOROETHANE	BP	No	EPA 8260B	7/24/2017 12:11:00 PM	<0.61	ug/L	0.61ug/L
034506	1,1,1-TRICHLOROETHANE	BP	No	EPA 8260B	7/24/2017 12:11:00 PM	<0.80	ug/L	0.80ug/L
034516	1,1,2,2-TETRACHLOROETHANE	BP	No	EPA 8260B	7/24/2017 12:11:00 PM	<0.54	ug/L	0.54ug/L
034511	1,1,2-TRICHLOROETHANE	BP	No	EPA 8260B	7/24/2017 12:11:00 PM	<0.76	ug/L	0.76ug/L
034496	1,1-DICHLOROETHANE	BP	No	EPA 8260B	7/24/2017 12:11:00 PM	<0.62	ug/L	0.62ug/L
034501	1,1-DICHLOROETHENE	BP	No	EPA 8260B	7/24/2017 12:11:00 PM	<0.94	ug/L	0.94ug/L
077443	1,2,3-TRICHLOROPROPANE	BP	No	EPA 8260B	7/24/2017 12:11:00 PM	<0.64	ug/L	0.64ug/L
034536	1,2-DICHLOROBENZENE	BP	No	EPA 8260B	7/24/2017 12:11:00 PM	<0.73	ug/L	0.73ug/L
034531	1,2-DICHLOROETHANE	BP	No	EPA 8260B	7/24/2017 12:11:00 PM	<0.63	ug/L	0.63ug/L
034541	1,2-DICHLOROPROPANE	BP	No	EPA 8260B	7/24/2017 12:11:00 PM	<0.80	ug/L	0.80ug/L
034571	1,4-DICHLOROBENZENE	BP	No	EPA 8260B	7/24/2017 12:11:00 PM	<0.76	ug/L	0.76ug/L
077103	2-HEXANONE	BP	No	EPA 8260B	7/24/2017 12:11:00 PM	<1.4	ug/L	1.4ug/L
078133	4-METHYL-2-PENTANONE	BP	No	EPA 8260B	7/24/2017 12:11:00 PM	<0.79	ug/L	0.79ug/L
081552	ACETONE	BP	No	EPA 8260B	7/24/2017 12:11:00 PM	15 I	ug/L	10ug/L
034215	ACRYLONITRILE	BP	No	EPA 8260B	7/24/2017 12:11:00 PM	<3.2	ug/L	3.2ug/L
034030	BENZENE	BP	No	EPA 8260B	7/24/2017 12:11:00 PM	<0.71	ug/L	0.71ug/L
073085	BROMOCHLOROMETHANE	BP	No	EPA 8260B	7/24/2017 12:11:00 PM	<0.94	ug/L	0.94ug/L

* Attach Laboratory Reports

Citrus County Central Landfill
Parameter Monitoring Report

PART III Analytical Results

Facility WACS #: **SWD/09/39859**

Test Site ID #: **22012**

Well Name: **MW-12**

Classification of Ground Water: **GII**

Ground Water Elevation (NGVD): **4.83**

Sampling Date/Time: **7/20/2017 10:39:00 AM**

Report Period: **SECOND SEMIANNUAL 2017**

Well Purged: **Yes**

Well Type:

[ ]	Background	[ ]	Intermediate
[X]	Compliance	[ ]	Water Supply
[ ]	Detection	[ ]	Piezometer
[ ]	Assessment	[ ]	Leachate
[ ]	Other	[ ]	Surface Water

STORET CODE	PARAMETER MONITORED	SAMPLING METHOD	FIELD FILTERED	ANALYSIS METHOD	ANALYSIS DATE/TIME	ANALYSIS RESULT *	UNITS	DETECTION LIMIT/UNITS
032101	BROMODICHLOROMETHANE	BP	No	EPA 8260B	7/24/2017 12:11:00 PM	<0.52	ug/L	0.52ug/L
032104	BROMOFORM	BP	No	EPA 8260B	7/24/2017 12:11:00 PM	<0.75	ug/L	0.75ug/L
034413	BROMOMETHANE (METHYL BROMIDE)	BP	No	EPA 8260B	7/24/2017 12:11:00 PM	<0.95	ug/L	0.95ug/L
077041	CARBON DISULFIDE	BP	No	EPA 8260B	7/24/2017 12:11:00 PM	<2.6	ug/L	2.6ug/L
032102	CARBON TETRACHLORIDE	BP	No	EPA 8260B	7/24/2017 12:11:00 PM	<0.94	ug/L	0.94ug/L
034301	CHLOROBENZENE	BP	No	EPA 8260B	7/24/2017 12:11:00 PM	<0.72	ug/L	0.72ug/L
034311	CHLOROETHANE	BP	No	EPA 8260B	7/24/2017 12:11:00 PM	<0.98	ug/L	0.98ug/L
032106	CHLOROFORM	BP	No	EPA 8260B	7/24/2017 12:11:00 PM	<0.80	ug/L	0.80ug/L
034418	CHLOROMETHANE (METHYL CHLORIDE)	BP	No	EPA 8260B	7/24/2017 12:11:00 PM	<0.82	ug/L	0.82ug/L
077093	CIS-1,2-DICHLOROETHENE	BP	No	EPA 8260B	7/24/2017 12:11:00 PM	<0.53	ug/L	0.53ug/L
034704	CIS-1,3-DICHLOROPROPENE	BP	No	EPA 8260B	7/24/2017 12:11:00 PM	<0.59	ug/L	0.59ug/L
032105	DIBROMOCHLOROMETHANE	BP	No	EPA 8260B	7/24/2017 12:11:00 PM	<0.44	ug/L	0.44ug/L
077596	DIBROMOMETHANE	BP	No	EPA 8260B	7/24/2017 12:11:00 PM	<0.84	ug/L	0.84ug/L
034423	DICHLOROMETHANE	BP	No	EPA 8260B	7/24/2017 12:11:00 PM	<2.0	ug/L	2.0ug/L
034371	ETHYLBENZENE	BP	No	EPA 8260B	7/24/2017 12:11:00 PM	<0.69	ug/L	0.69ug/L
085795	M&P- XYLENES	BP	No	EPA 8260B	7/24/2017 12:11:00 PM	<1.3	ug/L	1.3ug/L
081595	METHYL ETHYL KETONE	BP	No	EPA 8260B	7/24/2017 12:11:00 PM	<4.5	ug/L	4.5ug/L
077424	METHYL IODIDE	BP	No	EPA 8260B	7/24/2017 12:11:00 PM	<0.72	ug/L	0.72ug/L
077135	O-XYLENES	BP	No	EPA 8260B	7/24/2017 12:11:00 PM	<0.53	ug/L	0.53ug/L
077128	STYRENE	BP	No	EPA 8260B	7/24/2017 12:11:00 PM	<0.61	ug/L	0.61ug/L
034475	TETRACHLOROETHENE	BP	No	EPA 8260B	7/24/2017 12:11:00 PM	<0.76	ug/L	0.76ug/L
034010	TOLUENE	BP	No	EPA 8260B	7/24/2017 12:11:00 PM	<0.72	ug/L	0.72ug/L
034546	TRANS-1,2-DICHLOROETHENE	BP	No	EPA 8260B	7/24/2017 12:11:00 PM	<0.73	ug/L	0.73ug/L
034699	TRANS-1,3-DICHLOROPROPENE	BP	No	EPA 8260B	7/24/2017 12:11:00 PM	<0.73	ug/L	0.73ug/L
039180	TRICHLOROETHENE	BP	No	EPA 8260B	7/24/2017 12:11:00 PM	<0.89	ug/L	0.89ug/L
034488	TRICHLOROFLUOROMETHANE	BP	No	EPA 8260B	7/24/2017 12:11:00 PM	<0.94	ug/L	0.94ug/L
077057	VINYL ACETATE	BP	No	EPA 8260B	7/24/2017 12:11:00 PM	<0.60	ug/L	0.60ug/L
039175	VINYL CHLORIDE	BP	No	EPA 8260B	7/24/2017 12:11:00 PM	<0.71	ug/L	0.71ug/L
034020	XYLENES	BP	No	EPA 8260B	7/24/2017 12:11:00 PM	<1.3	ug/L	1.3ug/L
000406	pH (FIELD)	BP	No	Field	7/20/2017 10:39:00 AM	6.73	pH Units	pH Units
046480	REDOX POTENTIAL (FIELD)	BP	No	Field	7/20/2017 10:39:00 AM	-125.3	mV	-999mV
082078	TURBIDITY (FIELD)	BP	No	Field	7/20/2017 10:39:00 AM	2.56	NTU	0NTU
070300	TOTAL DISSOLVED SOLIDS	BP	No	SM 2540C-1997	7/26/2017 8:50:00 PM	380	mg/L	10mg/L

* Attach Laboratory Reports

Citrus County Central Landfill
Parameter Monitoring Report

PART III Analytical Results

Facility WACS #: **SWD/09/39859**

Test Site ID #: **22013**

Well Name: **MW-13**

Classification of Ground Water: **GII**

Ground Water Elevation (NGVD): **4.96**

Sampling Date/Time: **7/18/2017 3:52:00 PM**

Report Period: **SECOND SEMIANNUAL 2017**

Well Purged: **Yes**

Well Type:
[ ] Background [ ] Intermediate
[X] Compliance [ ] Water Supply
[ ] Detection [ ] Piezometer
[ ] Assessment [ ] Leachate
[ ] Other [ ] Surface Water

STORET CODE	PARAMETER MONITORED	SAMPLING METHOD	FIELD FILTERED	ANALYSIS METHOD	ANALYSIS DATE/TIME	ANALYSIS RESULT *	UNITS	DETECTION LIMIT/UNITS
082545	GROUNDWATER ELEVATION	BP	No	DEP SOP	7/18/2017 3:52:00 PM	4.96	ft, NGVD	ft, NGVD
000094	CONDUCTIVITY (FIELD)	BP	No	EPA 120.1	7/18/2017 3:52:00 PM	66	umhos/cm	0umhos/cm
000010	TEMPERATURE (FIELD)	BP	No	EPA 170.1	7/18/2017 3:52:00 PM	22.4	°C	0°C
000940	CHLORIDE	BP	No	EPA 300.0	7/20/2017 2:04:00 AM	3.8 I	mg/L	0.29mg/L
000620	NITRATE NITROGEN	BP	No	EPA 300.0	7/20/2017 2:04:00 AM	<0.052	mg/L	0.052mg/L
000610	AMMONIA NITROGEN	BP	No	EPA 350.1	7/25/2017 2:00:00 PM	<0.0073	mg/L	0.0073mg/L
000299	DISSOLVED OXYGEN (FIELD)	BP	No	EPA 360.1	7/18/2017 3:52:00 PM	0.16	mg/L	0mg/L
001097	ANTIMONY	BP	No	EPA 6020A	8/3/2017 11:32:00 AM	<2.50	ug/L	2.50ug/L
001002	ARSENIC	BP	No	EPA 6020A	8/3/2017 11:32:00 AM	<6.10	ug/L	6.10ug/L
001007	BARIUM	BP	No	EPA 6020A	8/3/2017 11:32:00 AM	<20.0	ug/L	20.0ug/L
001012	BERYLLIUM	BP	No	EPA 6020A	8/3/2017 11:32:00 AM	<0.940	ug/L	0.940ug/L
001027	CADMIUM	BP	No	EPA 6020A	8/3/2017 11:32:00 AM	<0.900	ug/L	0.900ug/L
001034	CHROMIUM	BP	No	EPA 6020A	8/3/2017 11:32:00 AM	<4.50	ug/L	4.50ug/L
001037	COBALT	BP	No	EPA 6020A	8/3/2017 11:32:00 AM	2.34 I	ug/L	2.10ug/L
001042	COPPER	BP	No	EPA 6020A	8/3/2017 11:32:00 AM	<2.20	ug/L	2.20ug/L
001045	IRON	BP	No	EPA 6020A	8/4/2017 8:36:00 AM	2980	ug/L	38.0ug/L
001051	LEAD	BP	No	EPA 6020A	8/3/2017 11:32:00 AM	<1.60	ug/L	1.60ug/L
001067	NICKEL	BP	No	EPA 6020A	8/3/2017 11:32:00 AM	<3.20	ug/L	3.20ug/L
001147	SELENIUM	BP	No	EPA 6020A	8/3/2017 11:32:00 AM	<6.50	ug/L	6.50ug/L
001077	SILVER	BP	No	EPA 6020A	8/3/2017 11:32:00 AM	<0.290	ug/L	0.290ug/L
000929	SODIUM	BP	No	EPA 6020A	8/3/2017 11:32:00 AM	2.42	mg/L	0.320mg/L
001059	THALLIUM	BP	No	EPA 6020A	8/3/2017 11:32:00 AM	<0.580	ug/L	0.580ug/L
001087	VANADIUM	BP	No	EPA 6020A	8/3/2017 11:32:00 AM	<2.00	ug/L	2.00ug/L
001092	ZINC	BP	No	EPA 6020A	8/3/2017 11:32:00 AM	<16.0	ug/L	16.0ug/L
071900	MERCURY	BP	No	EPA 7470A	7/26/2017 8:02:00 AM	<0.0230	ug/L	0.0230ug/L
049146	1,2-DIBROMO-3-CHLOROPROPANE	BP	No	EPA 8011	7/20/2017 4:04:00 PM	<0.012	ug/L	0.012ug/L
077651	1,2-DIBROMOETHANE (EDB)	BP	No	EPA 8011	7/20/2017 4:04:00 PM	<0.004	ug/L	0.004ug/L
049263	(E)-1,4-DICHLORO-2-BUTENE	BP	No	EPA 8260B	7/20/2017 3:42:00 PM	<0.79	ug/L	0.79ug/L
077562	1,1,1,2-TETRACHLOROETHANE	BP	No	EPA 8260B	7/20/2017 3:42:00 PM	<0.61	ug/L	0.61ug/L
034506	1,1,1-TRICHLOROETHANE	BP	No	EPA 8260B	7/20/2017 3:42:00 PM	<0.80	ug/L	0.80ug/L
034516	1,1,2,2-TETRACHLOROETHANE	BP	No	EPA 8260B	7/20/2017 3:42:00 PM	<0.54	ug/L	0.54ug/L
034511	1,1,2-TRICHLOROETHANE	BP	No	EPA 8260B	7/20/2017 3:42:00 PM	<0.76	ug/L	0.76ug/L
034496	1,1-DICHLOROETHANE	BP	No	EPA 8260B	7/20/2017 3:42:00 PM	<0.62	ug/L	0.62ug/L
034501	1,1-DICHLOROETHENE	BP	No	EPA 8260B	7/20/2017 3:42:00 PM	<0.94	ug/L	0.94ug/L
077443	1,2,3-TRICHLOROPROPANE	BP	No	EPA 8260B	7/20/2017 3:42:00 PM	<0.64	ug/L	0.64ug/L
034536	1,2-DICHLOROBENZENE	BP	No	EPA 8260B	7/20/2017 3:42:00 PM	<0.73	ug/L	0.73ug/L
034531	1,2-DICHLOROETHANE	BP	No	EPA 8260B	7/20/2017 3:42:00 PM	<0.63	ug/L	0.63ug/L
034541	1,2-DICHLOROPROPANE	BP	No	EPA 8260B	7/20/2017 3:42:00 PM	<0.80	ug/L	0.80ug/L
034571	1,4-DICHLOROBENZENE	BP	No	EPA 8260B	7/20/2017 3:42:00 PM	1.4	ug/L	0.76ug/L
077103	2-HEXANONE	BP	No	EPA 8260B	7/20/2017 3:42:00 PM	<1.4	ug/L	1.4ug/L
078133	4-METHYL-2-PENTANONE	BP	No	EPA 8260B	7/20/2017 3:42:00 PM	<0.79	ug/L	0.79ug/L
081552	ACETONE	BP	No	EPA 8260B	7/20/2017 3:42:00 PM	<10	ug/L	10ug/L
034215	ACRYLONITRILE	BP	No	EPA 8260B	7/20/2017 3:42:00 PM	<3.2	ug/L	3.2ug/L
034030	BENZENE	BP	No	EPA 8260B	7/20/2017 3:42:00 PM	<0.71	ug/L	0.71ug/L
073085	BROMOCHLOROMETHANE	BP	No	EPA 8260B	7/20/2017 3:42:00 PM	<0.94	ug/L	0.94ug/L

* Attach Laboratory Reports

Citrus County Central Landfill
Parameter Monitoring Report

PART III Analytical Results

Facility WACS #: **SWD/09/39859**

Test Site ID #: **22013**

Well Name: **MW-13**

Classification of Ground Water: **GII**

Ground Water Elevation (NGVD): **4.96**

Sampling Date/Time: **7/18/2017 3:52:00 PM**

Report Period: **SECOND SEMIANNUAL 2017**

Well Purged: **Yes**

Well Type:

[ ]	Background	[ ]	Intermediate
[X]	Compliance	[ ]	Water Supply
[ ]	Detection	[ ]	Piezometer
[ ]	Assessment	[ ]	Leachate
[ ]	Other	[ ]	Surface Water

STORET CODE	PARAMETER MONITORED	SAMPLING METHOD	FIELD FILTERED	ANALYSIS METHOD	ANALYSIS DATE/TIME	ANALYSIS RESULT *	UNITS	DETECTION LIMIT/UNITS
032101	BROMODICHLOROMETHANE	BP	No	EPA 8260B	7/20/2017 3:42:00 PM	<0.52	ug/L	0.52ug/L
032104	BROMOFORM	BP	No	EPA 8260B	7/20/2017 3:42:00 PM	<0.75	ug/L	0.75ug/L
034413	BROMOMETHANE (METHYL BROMIDE)	BP	No	EPA 8260B	7/20/2017 3:42:00 PM	<0.95	ug/L	0.95ug/L
077041	CARBON DISULFIDE	BP	No	EPA 8260B	7/20/2017 3:42:00 PM	<2.6	ug/L	2.6ug/L
032102	CARBON TETRACHLORIDE	BP	No	EPA 8260B	7/20/2017 3:42:00 PM	<0.94	ug/L	0.94ug/L
034301	CHLOROBENZENE	BP	No	EPA 8260B	7/20/2017 3:42:00 PM	<0.72	ug/L	0.72ug/L
034311	CHLOROETHANE	BP	No	EPA 8260B	7/20/2017 3:42:00 PM	<0.98	ug/L	0.98ug/L
032106	CHLOROFORM	BP	No	EPA 8260B	7/20/2017 3:42:00 PM	<0.80	ug/L	0.80ug/L
034418	CHLOROMETHANE (METHYL CHLORIDE)	BP	No	EPA 8260B	7/20/2017 3:42:00 PM	<0.82	ug/L	0.82ug/L
077093	CIS-1,2-DICHLOROETHENE	BP	No	EPA 8260B	7/20/2017 3:42:00 PM	1.2	ug/L	0.53ug/L
034704	CIS-1,3-DICHLOROPROPENE	BP	No	EPA 8260B	7/20/2017 3:42:00 PM	<0.59	ug/L	0.59ug/L
032105	DIBROMOCHLOROMETHANE	BP	No	EPA 8260B	7/20/2017 3:42:00 PM	<0.44	ug/L	0.44ug/L
077596	DIBROMOMETHANE	BP	No	EPA 8260B	7/20/2017 3:42:00 PM	<0.84	ug/L	0.84ug/L
034423	DICHLOROMETHANE	BP	No	EPA 8260B	7/20/2017 3:42:00 PM	<2.0	ug/L	2.0ug/L
034371	ETHYLBENZENE	BP	No	EPA 8260B	7/20/2017 3:42:00 PM	<0.69	ug/L	0.69ug/L
085795	M&P- XYLENES	BP	No	EPA 8260B	7/20/2017 3:42:00 PM	<1.3	ug/L	1.3ug/L
081595	METHYL ETHYL KETONE	BP	No	EPA 8260B	7/20/2017 3:42:00 PM	<4.5	ug/L	4.5ug/L
077424	METHYL IODIDE	BP	No	EPA 8260B	7/20/2017 3:42:00 PM	<0.72	ug/L	0.72ug/L
077135	O-XYLENES	BP	No	EPA 8260B	7/20/2017 3:42:00 PM	<0.53	ug/L	0.53ug/L
077128	STYRENE	BP	No	EPA 8260B	7/20/2017 3:42:00 PM	<0.61	ug/L	0.61ug/L
034475	TETRACHLOROETHENE	BP	No	EPA 8260B	7/20/2017 3:42:00 PM	<0.76	ug/L	0.76ug/L
034010	TOLUENE	BP	No	EPA 8260B	7/20/2017 3:42:00 PM	<0.72	ug/L	0.72ug/L
034546	TRANS-1,2-DICHLOROETHENE	BP	No	EPA 8260B	7/20/2017 3:42:00 PM	<0.73	ug/L	0.73ug/L
034699	TRANS-1,3-DICHLOROPROPENE	BP	No	EPA 8260B	7/20/2017 3:42:00 PM	<0.73	ug/L	0.73ug/L
039180	TRICHLOROETHENE	BP	No	EPA 8260B	7/20/2017 3:42:00 PM	<0.89	ug/L	0.89ug/L
034488	TRICHLOROFLUOROMETHANE	BP	No	EPA 8260B	7/20/2017 3:42:00 PM	<0.94	ug/L	0.94ug/L
077057	VINYL ACETATE	BP	No	EPA 8260B	7/20/2017 3:42:00 PM	<0.60	ug/L	0.60ug/L
039175	VINYL CHLORIDE	BP	No	EPA 8260B	7/20/2017 3:42:00 PM	<0.71	ug/L	0.71ug/L
034020	XYLENES	BP	No	EPA 8260B	7/20/2017 3:42:00 PM	<1.3	ug/L	1.3ug/L
000406	pH (FIELD)	BP	No	Field	7/18/2017 3:52:00 PM	5.31	pH Units	pH Units
046480	REDOX POTENTIAL (FIELD)	BP	No	Field	7/18/2017 3:52:00 PM	59.4	mV	-999mV
082078	TURBIDITY (FIELD)	BP	No	Field	7/18/2017 3:52:00 PM	1.42	NTU	0NTU
070300	TOTAL DISSOLVED SOLIDS	BP	No	SM 2540C-1997	7/20/2017 10:25:00 PM	54	mg/L	10mg/L

* Attach Laboratory Reports

Citrus County Central Landfill
Parameter Monitoring Report

PART III Analytical Results

Facility WACS #: **SWD/09/39859**

Test Site ID #: **22014**

Well Name: **MW-14**

Classification of Ground Water: **GII**

Ground Water Elevation (NGVD): **4.88**

Sampling Date/Time: **7/18/2017 2:17:00 PM**

Report Period: **SECOND SEMIANNUAL 2017**

Well Purged: **Yes**

Well Type:
[ ] Background [ ] Intermediate
[X] Compliance [ ] Water Supply
[ ] Detection [ ] Piezometer
[ ] Assessment [ ] Leachate
[ ] Other [ ] Surface Water

STORET CODE	PARAMETER MONITORED	SAMPLING METHOD	FIELD FILTERED	ANALYSIS METHOD	ANALYSIS DATE/TIME	ANALYSIS RESULT *	UNITS	DETECTION LIMIT/UNITS
082545	GROUNDWATER ELEVATION	BP	No	DEP SOP	7/18/2017 2:17:00 PM	4.88	ft, NGVD	ft, NGVD
000094	CONDUCTIVITY (FIELD)	BP	No	EPA 120.1	7/18/2017 2:17:00 PM	488	umhos/cm	0umhos/cm
000010	TEMPERATURE (FIELD)	BP	No	EPA 170.1	7/18/2017 2:17:00 PM	22.7	°C	0°C
000940	CHLORIDE	BP	No	EPA 300.0	7/20/2017 1:48:00 AM	3.2 I	mg/L	0.29mg/L
000620	NITRATE NITROGEN	BP	No	EPA 300.0	7/20/2017 1:48:00 AM	0.080 I	mg/L	0.052mg/L
000610	AMMONIA NITROGEN	BP	No	EPA 350.1	7/25/2017 1:59:00 PM	<0.0073	mg/L	0.0073mg/L
000299	DISSOLVED OXYGEN (FIELD)	BP	No	EPA 360.1	7/18/2017 2:17:00 PM	0.40	mg/L	0mg/L
001097	ANTIMONY	BP	No	EPA 6020A	8/3/2017 11:28:00 AM	<2.50	ug/L	2.50ug/L
001002	ARSENIC	BP	No	EPA 6020A	8/3/2017 11:28:00 AM	<6.10	ug/L	6.10ug/L
001007	BARIUM	BP	No	EPA 6020A	8/3/2017 11:28:00 AM	<20.0	ug/L	20.0ug/L
001012	BERYLLIUM	BP	No	EPA 6020A	8/3/2017 11:28:00 AM	<0.940	ug/L	0.940ug/L
001027	CADMIUM	BP	No	EPA 6020A	8/3/2017 11:28:00 AM	<0.900	ug/L	0.900ug/L
001034	CHROMIUM	BP	No	EPA 6020A	8/3/2017 11:28:00 AM	<4.50	ug/L	4.50ug/L
001037	COBALT	BP	No	EPA 6020A	8/3/2017 11:28:00 AM	<2.10	ug/L	2.10ug/L
001042	COPPER	BP	No	EPA 6020A	8/3/2017 11:28:00 AM	<2.20	ug/L	2.20ug/L
001045	IRON	BP	No	EPA 6020A	8/4/2017 8:34:00 AM	<38.0	ug/L	38.0ug/L
001051	LEAD	BP	No	EPA 6020A	8/3/2017 11:28:00 AM	<1.60	ug/L	1.60ug/L
001067	NICKEL	BP	No	EPA 6020A	8/3/2017 11:28:00 AM	<3.20	ug/L	3.20ug/L
001147	SELENIUM	BP	No	EPA 6020A	8/3/2017 11:28:00 AM	<6.50	ug/L	6.50ug/L
001077	SILVER	BP	No	EPA 6020A	8/3/2017 11:28:00 AM	<0.290	ug/L	0.290ug/L
000929	SODIUM	BP	No	EPA 6020A	8/3/2017 11:28:00 AM	3.16	mg/L	0.320mg/L
001059	THALLIUM	BP	No	EPA 6020A	8/3/2017 11:28:00 AM	<0.580	ug/L	0.580ug/L
001087	VANADIUM	BP	No	EPA 6020A	8/3/2017 11:28:00 AM	2.46 I	ug/L	2.00ug/L
001092	ZINC	BP	No	EPA 6020A	8/3/2017 11:28:00 AM	<16.0	ug/L	16.0ug/L
071900	MERCURY	BP	No	EPA 7470A	7/26/2017 7:59:00 AM	<0.0230	ug/L	0.0230ug/L
049146	1,2-DIBROMO-3-CHLOROPROPANE	BP	No	EPA 8011	7/20/2017 3:47:00 PM	<0.012	ug/L	0.012ug/L
077651	1,2-DIBROMOETHANE (EDB)	BP	No	EPA 8011	7/20/2017 3:47:00 PM	<0.004	ug/L	0.004ug/L
049263	(E)-1,4-DICHLORO-2-BUTENE	BP	No	EPA 8260B	7/20/2017 3:11:00 PM	<0.79	ug/L	0.79ug/L
077562	1,1,1,2-TETRACHLOROETHANE	BP	No	EPA 8260B	7/20/2017 3:11:00 PM	<0.61	ug/L	0.61ug/L
034506	1,1,1-TRICHLOROETHANE	BP	No	EPA 8260B	7/20/2017 3:11:00 PM	<0.80	ug/L	0.80ug/L
034516	1,1,2,2-TETRACHLOROETHANE	BP	No	EPA 8260B	7/20/2017 3:11:00 PM	<0.54	ug/L	0.54ug/L
034511	1,1,2-TRICHLOROETHANE	BP	No	EPA 8260B	7/20/2017 3:11:00 PM	<0.76	ug/L	0.76ug/L
034496	1,1-DICHLOROETHANE	BP	No	EPA 8260B	7/20/2017 3:11:00 PM	<0.62	ug/L	0.62ug/L
034501	1,1-DICHLOROETHENE	BP	No	EPA 8260B	7/20/2017 3:11:00 PM	<0.94	ug/L	0.94ug/L
077443	1,2,3-TRICHLOROPROPANE	BP	No	EPA 8260B	7/20/2017 3:11:00 PM	<0.64	ug/L	0.64ug/L
034536	1,2-DICHLOROBENZENE	BP	No	EPA 8260B	7/20/2017 3:11:00 PM	<0.73	ug/L	0.73ug/L
034531	1,2-DICHLOROETHANE	BP	No	EPA 8260B	7/20/2017 3:11:00 PM	<0.63	ug/L	0.63ug/L
034541	1,2-DICHLOROPROPANE	BP	No	EPA 8260B	7/20/2017 3:11:00 PM	<0.80	ug/L	0.80ug/L
034571	1,4-DICHLOROBENZENE	BP	No	EPA 8260B	7/20/2017 3:11:00 PM	<0.76	ug/L	0.76ug/L
077103	2-HEXANONE	BP	No	EPA 8260B	7/20/2017 3:11:00 PM	<1.4	ug/L	1.4ug/L
078133	4-METHYL-2-PENTANONE	BP	No	EPA 8260B	7/20/2017 3:11:00 PM	<0.79	ug/L	0.79ug/L
081552	ACETONE	BP	No	EPA 8260B	7/20/2017 3:11:00 PM	<10	ug/L	10ug/L
034215	ACRYLONITRILE	BP	No	EPA 8260B	7/20/2017 3:11:00 PM	<3.2	ug/L	3.2ug/L
034030	BENZENE	BP	No	EPA 8260B	7/20/2017 3:11:00 PM	<0.71	ug/L	0.71ug/L
073085	BROMOCHLOROMETHANE	BP	No	EPA 8260B	7/20/2017 3:11:00 PM	<0.94	ug/L	0.94ug/L

* Attach Laboratory Reports

Citrus County Central Landfill
Parameter Monitoring Report

PART III Analytical Results

Facility WACS #: **SWD/09/39859**

Test Site ID #: **22014**

Well Name: **MW-14**

Classification of Ground Water: **GII**

Ground Water Elevation (NGVD): **4.88**

Sampling Date/Time: **7/18/2017 2:17:00 PM**

Report Period: **SECOND SEMIANNUAL 2017**

Well Purged: **Yes**

Well Type:

[ ]	Background	[ ]	Intermediate
[X]	Compliance	[ ]	Water Supply
[ ]	Detection	[ ]	Piezometer
[ ]	Assessment	[ ]	Leachate
[ ]	Other	[ ]	Surface Water

STORET CODE	PARAMETER MONITORED	SAMPLING METHOD	FIELD FILTERED	ANALYSIS METHOD	ANALYSIS DATE/TIME	ANALYSIS RESULT *	UNITS	DETECTION LIMIT/UNITS
032101	BROMODICHLOROMETHANE	BP	No	EPA 8260B	7/20/2017 3:11:00 PM	<0.52	ug/L	0.52ug/L
032104	BROMOFORM	BP	No	EPA 8260B	7/20/2017 3:11:00 PM	<0.75	ug/L	0.75ug/L
034413	BROMOMETHANE (METHYL BROMIDE)	BP	No	EPA 8260B	7/20/2017 3:11:00 PM	<0.95	ug/L	0.95ug/L
077041	CARBON DISULFIDE	BP	No	EPA 8260B	7/20/2017 3:11:00 PM	<2.6	ug/L	2.6ug/L
032102	CARBON TETRACHLORIDE	BP	No	EPA 8260B	7/20/2017 3:11:00 PM	<0.94	ug/L	0.94ug/L
034301	CHLOROBENZENE	BP	No	EPA 8260B	7/20/2017 3:11:00 PM	<0.72	ug/L	0.72ug/L
034311	CHLOROETHANE	BP	No	EPA 8260B	7/20/2017 3:11:00 PM	<0.98	ug/L	0.98ug/L
032106	CHLOROFORM	BP	No	EPA 8260B	7/20/2017 3:11:00 PM	<0.80	ug/L	0.80ug/L
034418	CHLOROMETHANE (METHYL CHLORIDE)	BP	No	EPA 8260B	7/20/2017 3:11:00 PM	<0.82	ug/L	0.82ug/L
077093	CIS-1,2-DICHLOROETHENE	BP	No	EPA 8260B	7/20/2017 3:11:00 PM	<0.53	ug/L	0.53ug/L
034704	CIS-1,3-DICHLOROPROPENE	BP	No	EPA 8260B	7/20/2017 3:11:00 PM	<0.59	ug/L	0.59ug/L
032105	DIBROMOCHLOROMETHANE	BP	No	EPA 8260B	7/20/2017 3:11:00 PM	<0.44	ug/L	0.44ug/L
077596	DIBROMOMETHANE	BP	No	EPA 8260B	7/20/2017 3:11:00 PM	<0.84	ug/L	0.84ug/L
034423	DICHLOROMETHANE	BP	No	EPA 8260B	7/20/2017 3:11:00 PM	<2.0	ug/L	2.0ug/L
034371	ETHYLBENZENE	BP	No	EPA 8260B	7/20/2017 3:11:00 PM	<0.69	ug/L	0.69ug/L
085795	M&P- XYLENES	BP	No	EPA 8260B	7/20/2017 3:11:00 PM	<1.3	ug/L	1.3ug/L
081595	METHYL ETHYL KETONE	BP	No	EPA 8260B	7/20/2017 3:11:00 PM	<4.5	ug/L	4.5ug/L
077424	METHYL IODIDE	BP	No	EPA 8260B	7/20/2017 3:11:00 PM	1.1 I	ug/L	0.72ug/L
077135	O-XYLENES	BP	No	EPA 8260B	7/20/2017 3:11:00 PM	<0.53	ug/L	0.53ug/L
077128	STYRENE	BP	No	EPA 8260B	7/20/2017 3:11:00 PM	<0.61	ug/L	0.61ug/L
034475	TETRACHLOROETHENE	BP	No	EPA 8260B	7/20/2017 3:11:00 PM	<0.76	ug/L	0.76ug/L
034010	TOLUENE	BP	No	EPA 8260B	7/20/2017 3:11:00 PM	<0.72	ug/L	0.72ug/L
034546	TRANS-1,2-DICHLOROETHENE	BP	No	EPA 8260B	7/20/2017 3:11:00 PM	<0.73	ug/L	0.73ug/L
034699	TRANS-1,3-DICHLOROPROPENE	BP	No	EPA 8260B	7/20/2017 3:11:00 PM	<0.73	ug/L	0.73ug/L
039180	TRICHLOROETHENE	BP	No	EPA 8260B	7/20/2017 3:11:00 PM	<0.89	ug/L	0.89ug/L
034488	TRICHLOROFLUOROMETHANE	BP	No	EPA 8260B	7/20/2017 3:11:00 PM	<0.94	ug/L	0.94ug/L
077057	VINYL ACETATE	BP	No	EPA 8260B	7/20/2017 3:11:00 PM	<0.60	ug/L	0.60ug/L
039175	VINYL CHLORIDE	BP	No	EPA 8260B	7/20/2017 3:11:00 PM	<0.71	ug/L	0.71ug/L
034020	XYLENES	BP	No	EPA 8260B	7/20/2017 3:11:00 PM	<1.3	ug/L	1.3ug/L
000406	pH (FIELD)	BP	No	Field	7/18/2017 2:17:00 PM	6.96	pH Units	pH Units
046480	REDOX POTENTIAL (FIELD)	BP	No	Field	7/18/2017 2:17:00 PM	92.2	mV	-999mV
082078	TURBIDITY (FIELD)	BP	No	Field	7/18/2017 2:17:00 PM	0.95	NTU	0NTU
070300	TOTAL DISSOLVED SOLIDS	BP	No	SM 2540C-1997	7/20/2017 10:25:00 PM	290	mg/L	10mg/L

* Attach Laboratory Reports

Citrus County Central Landfill
Parameter Monitoring Report

PART III Analytical Results

Facility WACS #: **SWD/09/39859**

Test Site ID #: **22015**

Well Name: **MW-15**

Classification of Ground Water: **GII**

Ground Water Elevation (NGVD): **5.10**

Sampling Date/Time: **7/18/2017 1:12:00 PM**

Report Period: **SECOND SEMIANNUAL 2017**

Well Purged: **Yes**

Well Type:
[ ] Background [ ] Intermediate
[X] Compliance [ ] Water Supply
[ ] Detection [ ] Piezometer
[ ] Assessment [ ] Leachate
[ ] Other [ ] Surface Water

STORET CODE	PARAMETER MONITORED	SAMPLING METHOD	FIELD FILTERED	ANALYSIS METHOD	ANALYSIS DATE/TIME	ANALYSIS RESULT *	UNITS	DETECTION LIMIT/UNITS
082545	GROUNDWATER ELEVATION	BP	No	DEP SOP	7/18/2017 1:12:00 PM	5.10	ft, NGVD	ft, NGVD
000094	CONDUCTIVITY (FIELD)	BP	No	EPA 120.1	7/18/2017 1:12:00 PM	50	umhos/cm	0umhos/cm
000010	TEMPERATURE (FIELD)	BP	No	EPA 170.1	7/18/2017 1:12:00 PM	22.2	°C	0°C
000940	CHLORIDE	BP	No	EPA 300.0	7/20/2017 1:33:00 AM	2.6 I	mg/L	0.29mg/L
000620	NITRATE NITROGEN	BP	No	EPA 300.0	7/20/2017 1:33:00 AM	<0.052	mg/L	0.052mg/L
000610	AMMONIA NITROGEN	BP	No	EPA 350.1	7/25/2017 1:56:00 PM	0.056	mg/L	0.0073mg/L
000299	DISSOLVED OXYGEN (FIELD)	BP	No	EPA 360.1	7/18/2017 1:12:00 PM	0.28	mg/L	0mg/L
001097	ANTIMONY	BP	No	EPA 6020A	8/3/2017 11:25:00 AM	<2.50	ug/L	2.50ug/L
001002	ARSENIC	BP	No	EPA 6020A	8/3/2017 11:25:00 AM	<6.10	ug/L	6.10ug/L
001007	BARIUM	BP	No	EPA 6020A	8/3/2017 11:25:00 AM	<20.0	ug/L	20.0ug/L
001012	BERYLLIUM	BP	No	EPA 6020A	8/3/2017 11:25:00 AM	<0.940	ug/L	0.940ug/L
001027	CADMIUM	BP	No	EPA 6020A	8/3/2017 11:25:00 AM	<0.900	ug/L	0.900ug/L
001034	CHROMIUM	BP	No	EPA 6020A	8/3/2017 11:25:00 AM	<4.50	ug/L	4.50ug/L
001037	COBALT	BP	No	EPA 6020A	8/3/2017 11:25:00 AM	<2.10	ug/L	2.10ug/L
001042	COPPER	BP	No	EPA 6020A	8/3/2017 11:25:00 AM	<2.20	ug/L	2.20ug/L
001045	IRON	BP	No	EPA 6020A	8/4/2017 8:33:00 AM	7380	ug/L	190ug/L
001051	LEAD	BP	No	EPA 6020A	8/3/2017 11:25:00 AM	<1.60	ug/L	1.60ug/L
001067	NICKEL	BP	No	EPA 6020A	8/3/2017 11:25:00 AM	<3.20	ug/L	3.20ug/L
001147	SELENIUM	BP	No	EPA 6020A	8/3/2017 11:25:00 AM	<6.50	ug/L	6.50ug/L
001077	SILVER	BP	No	EPA 6020A	8/3/2017 11:25:00 AM	<0.290	ug/L	0.290ug/L
000929	SODIUM	BP	No	EPA 6020A	8/3/2017 11:25:00 AM	2.07	mg/L	0.320mg/L
001059	THALLIUM	BP	No	EPA 6020A	8/3/2017 11:25:00 AM	<0.580	ug/L	0.580ug/L
001087	VANADIUM	BP	No	EPA 6020A	8/3/2017 11:25:00 AM	<2.00	ug/L	2.00ug/L
001092	ZINC	BP	No	EPA 6020A	8/3/2017 11:25:00 AM	<16.0	ug/L	16.0ug/L
071900	MERCURY	BP	No	EPA 7470A	7/26/2017 7:56:00 AM	<0.0230	ug/L	0.0230ug/L
049146	1,2-DIBROMO-3-CHLOROPROPANE	BP	No	EPA 8011	7/20/2017 3:31:00 PM	<0.012	ug/L	0.012ug/L
077651	1,2-DIBROMOETHANE (EDB)	BP	No	EPA 8011	7/20/2017 3:31:00 PM	<0.004	ug/L	0.004ug/L
049263	(E)-1,4-DICHLORO-2-BUTENE	BP	No	EPA 8260B	7/20/2017 2:41:00 PM	<0.79	ug/L	0.79ug/L
077562	1,1,1,2-TETRACHLOROETHANE	BP	No	EPA 8260B	7/20/2017 2:41:00 PM	<0.61	ug/L	0.61ug/L
034506	1,1,1-TRICHLOROETHANE	BP	No	EPA 8260B	7/20/2017 2:41:00 PM	<0.80	ug/L	0.80ug/L
034516	1,1,2,2-TETRACHLOROETHANE	BP	No	EPA 8260B	7/20/2017 2:41:00 PM	<0.54	ug/L	0.54ug/L
034511	1,1,2-TRICHLOROETHANE	BP	No	EPA 8260B	7/20/2017 2:41:00 PM	<0.76	ug/L	0.76ug/L
034496	1,1-DICHLOROETHANE	BP	No	EPA 8260B	7/20/2017 2:41:00 PM	<0.62	ug/L	0.62ug/L
034501	1,1-DICHLOROETHENE	BP	No	EPA 8260B	7/20/2017 2:41:00 PM	<0.94	ug/L	0.94ug/L
077443	1,2,3-TRICHLOROPROPANE	BP	No	EPA 8260B	7/20/2017 2:41:00 PM	<0.64	ug/L	0.64ug/L
034536	1,2-DICHLOROBENZENE	BP	No	EPA 8260B	7/20/2017 2:41:00 PM	<0.73	ug/L	0.73ug/L
034531	1,2-DICHLOROETHANE	BP	No	EPA 8260B	7/20/2017 2:41:00 PM	<0.63	ug/L	0.63ug/L
034541	1,2-DICHLOROPROPANE	BP	No	EPA 8260B	7/20/2017 2:41:00 PM	<0.80	ug/L	0.80ug/L
034571	1,4-DICHLOROBENZENE	BP	No	EPA 8260B	7/20/2017 2:41:00 PM	<0.76	ug/L	0.76ug/L
077103	2-HEXANONE	BP	No	EPA 8260B	7/20/2017 2:41:00 PM	<1.4	ug/L	1.4ug/L
078133	4-METHYL-2-PENTANONE	BP	No	EPA 8260B	7/20/2017 2:41:00 PM	<0.79	ug/L	0.79ug/L
081552	ACETONE	BP	No	EPA 8260B	7/20/2017 2:41:00 PM	13 I	ug/L	10ug/L
034215	ACRYLONITRILE	BP	No	EPA 8260B	7/20/2017 2:41:00 PM	<3.2	ug/L	3.2ug/L
034030	BENZENE	BP	No	EPA 8260B	7/20/2017 2:41:00 PM	<0.71	ug/L	0.71ug/L
073085	BROMOCHLOROMETHANE	BP	No	EPA 8260B	7/20/2017 2:41:00 PM	<0.94	ug/L	0.94ug/L

* Attach Laboratory Reports

Citrus County Central Landfill
Parameter Monitoring Report

PART III Analytical Results

Facility WACS #: **SWD/09/39859**

Test Site ID #: **22015**

Well Name: **MW-15**

Classification of Ground Water: **GII**

Ground Water Elevation (NGVD): **5.10**

Sampling Date/Time: **7/18/2017 1:12:00 PM**

Report Period: **SECOND SEMIANNUAL 2017**

Well Purged: **Yes**

Well Type:

[ ]	Background	[ ]	Intermediate
[X]	Compliance	[ ]	Water Supply
[ ]	Detection	[ ]	Piezometer
[ ]	Assessment	[ ]	Leachate
[ ]	Other	[ ]	Surface Water

STORET CODE	PARAMETER MONITORED	SAMPLING METHOD	FIELD FILTERED	ANALYSIS METHOD	ANALYSIS DATE/TIME	ANALYSIS RESULT *	UNITS	DETECTION LIMIT/UNITS
032101	BROMODICHLOROMETHANE	BP	No	EPA 8260B	7/20/2017 2:41:00 PM	<0.52	ug/L	0.52ug/L
032104	BROMOFORM	BP	No	EPA 8260B	7/20/2017 2:41:00 PM	<0.75	ug/L	0.75ug/L
034413	BROMOMETHANE (METHYL BROMIDE)	BP	No	EPA 8260B	7/20/2017 2:41:00 PM	<0.95	ug/L	0.95ug/L
077041	CARBON DISULFIDE	BP	No	EPA 8260B	7/20/2017 2:41:00 PM	<2.6	ug/L	2.6ug/L
032102	CARBON TETRACHLORIDE	BP	No	EPA 8260B	7/20/2017 2:41:00 PM	<0.94	ug/L	0.94ug/L
034301	CHLOROBENZENE	BP	No	EPA 8260B	7/20/2017 2:41:00 PM	<0.72	ug/L	0.72ug/L
034311	CHLOROETHANE	BP	No	EPA 8260B	7/20/2017 2:41:00 PM	<0.98	ug/L	0.98ug/L
032106	CHLOROFORM	BP	No	EPA 8260B	7/20/2017 2:41:00 PM	<0.80	ug/L	0.80ug/L
034418	CHLOROMETHANE (METHYL CHLORIDE)	BP	No	EPA 8260B	7/20/2017 2:41:00 PM	<0.82	ug/L	0.82ug/L
077093	CIS-1,2-DICHLOROETHENE	BP	No	EPA 8260B	7/20/2017 2:41:00 PM	2.0	ug/L	0.53ug/L
034704	CIS-1,3-DICHLOROPROPENE	BP	No	EPA 8260B	7/20/2017 2:41:00 PM	<0.59	ug/L	0.59ug/L
032105	DIBROMOCHLOROMETHANE	BP	No	EPA 8260B	7/20/2017 2:41:00 PM	<0.44	ug/L	0.44ug/L
077596	DIBROMOMETHANE	BP	No	EPA 8260B	7/20/2017 2:41:00 PM	<0.84	ug/L	0.84ug/L
034423	DICHLOROMETHANE	BP	No	EPA 8260B	7/20/2017 2:41:00 PM	<2.0	ug/L	2.0ug/L
034371	ETHYLBENZENE	BP	No	EPA 8260B	7/20/2017 2:41:00 PM	<0.69	ug/L	0.69ug/L
085795	M&P- XYLENES	BP	No	EPA 8260B	7/20/2017 2:41:00 PM	<1.3	ug/L	1.3ug/L
081595	METHYL ETHYL KETONE	BP	No	EPA 8260B	7/20/2017 2:41:00 PM	<4.5	ug/L	4.5ug/L
077424	METHYL IODIDE	BP	No	EPA 8260B	7/20/2017 2:41:00 PM	1.4 I	ug/L	0.72ug/L
077135	O-XYLENES	BP	No	EPA 8260B	7/20/2017 2:41:00 PM	<0.53	ug/L	0.53ug/L
077128	STYRENE	BP	No	EPA 8260B	7/20/2017 2:41:00 PM	<0.61	ug/L	0.61ug/L
034475	TETRACHLOROETHENE	BP	No	EPA 8260B	7/20/2017 2:41:00 PM	<0.76	ug/L	0.76ug/L
034010	TOLUENE	BP	No	EPA 8260B	7/20/2017 2:41:00 PM	<0.72	ug/L	0.72ug/L
034546	TRANS-1,2-DICHLOROETHENE	BP	No	EPA 8260B	7/20/2017 2:41:00 PM	<0.73	ug/L	0.73ug/L
034699	TRANS-1,3-DICHLOROPROPENE	BP	No	EPA 8260B	7/20/2017 2:41:00 PM	<0.73	ug/L	0.73ug/L
039180	TRICHLOROETHENE	BP	No	EPA 8260B	7/20/2017 2:41:00 PM	<0.89	ug/L	0.89ug/L
034488	TRICHLOROFLUOROMETHANE	BP	No	EPA 8260B	7/20/2017 2:41:00 PM	<0.94	ug/L	0.94ug/L
077057	VINYL ACETATE	BP	No	EPA 8260B	7/20/2017 2:41:00 PM	<0.60	ug/L	0.60ug/L
039175	VINYL CHLORIDE	BP	No	EPA 8260B	7/20/2017 2:41:00 PM	<0.71	ug/L	0.71ug/L
034020	XYLENES	BP	No	EPA 8260B	7/20/2017 2:41:00 PM	<1.3	ug/L	1.3ug/L
000406	pH (FIELD)	BP	No	Field	7/18/2017 1:12:00 PM	4.86	pH Units	pH Units
046480	REDOX POTENTIAL (FIELD)	BP	No	Field	7/18/2017 1:12:00 PM	85.6	mV	-999mV
082078	TURBIDITY (FIELD)	BP	No	Field	7/18/2017 1:12:00 PM	0.77	NTU	0NTU
070300	TOTAL DISSOLVED SOLIDS	BP	No	SM 2540C-1997	7/20/2017 10:25:00 PM	46	mg/L	10mg/L

* Attach Laboratory Reports

Citrus County Central Landfill
Parameter Monitoring Report

PART III Analytical Results

Facility WACS #: **SWD/09/39859**

Test Site ID #: **22017**

Well Name: **MW-17**

Classification of Ground Water: **GII**

Ground Water Elevation (NGVD): **4.94**

Sampling Date/Time: **7/18/2017 11:58:00 AM**

Report Period: **SECOND SEMIANNUAL 2017**

Well Purged: **Yes**

Well Type:

[ ]	Background	[ ]	Intermediate
[X]	Compliance	[ ]	Water Supply
[ ]	Detection	[ ]	Piezometer
[ ]	Assessment	[ ]	Leachate
[ ]	Other	[ ]	Surface Water

STORET CODE	PARAMETER MONITORED	SAMPLING METHOD	FIELD FILTERED	ANALYSIS METHOD	ANALYSIS DATE/TIME	ANALYSIS RESULT *	UNITS	DETECTION LIMIT/UNITS
082545	GROUNDWATER ELEVATION	BP	No	DEP SOP	7/18/2017 11:58:00 AM	4.94	ft, NGVD	ft, NGVD
000094	CONDUCTIVITY (FIELD)	BP	No	EPA 120.1	7/18/2017 11:58:00 AM	182	umhos/cm	0umhos/cm
000010	TEMPERATURE (FIELD)	BP	No	EPA 170.1	7/18/2017 11:58:00 AM	23.3	°C	0°C
000940	CHLORIDE	BP	No	EPA 300.0	7/20/2017 1:17:00 AM	3.0 I	mg/L	0.29mg/L
000620	NITRATE NITROGEN	BP	No	EPA 300.0	7/20/2017 1:17:00 AM	<0.052	mg/L	0.052mg/L
000610	AMMONIA NITROGEN	BP	No	EPA 350.1	7/25/2017 1:50:00 PM	0.60	mg/L	0.0073mg/L
000299	DISSOLVED OXYGEN (FIELD)	BP	No	EPA 360.1	7/18/2017 11:58:00 AM	0.27	mg/L	0mg/L
001097	ANTIMONY	BP	No	EPA 6020A	8/3/2017 11:21:00 AM	<2.50	ug/L	2.50ug/L
001002	ARSENIC	BP	No	EPA 6020A	8/3/2017 11:21:00 AM	<6.10	ug/L	6.10ug/L
001007	BARIUM	BP	No	EPA 6020A	8/3/2017 11:21:00 AM	<20.0	ug/L	20.0ug/L
001012	BERYLLIUM	BP	No	EPA 6020A	8/3/2017 11:21:00 AM	<0.940	ug/L	0.940ug/L
001027	CADMIUM	BP	No	EPA 6020A	8/3/2017 11:21:00 AM	<0.900	ug/L	0.900ug/L
001034	CHROMIUM	BP	No	EPA 6020A	8/3/2017 11:21:00 AM	<4.50	ug/L	4.50ug/L
001037	COBALT	BP	No	EPA 6020A	8/3/2017 11:21:00 AM	3.75 I	ug/L	2.10ug/L
001042	COPPER	BP	No	EPA 6020A	8/3/2017 11:21:00 AM	<2.20	ug/L	2.20ug/L
001045	IRON	BP	No	EPA 6020A	8/4/2017 8:31:00 AM	34200	ug/L	380ug/L
001051	LEAD	BP	No	EPA 6020A	8/3/2017 11:21:00 AM	<1.60	ug/L	1.60ug/L
001067	NICKEL	BP	No	EPA 6020A	8/3/2017 11:21:00 AM	<3.20	ug/L	3.20ug/L
001147	SELENIUM	BP	No	EPA 6020A	8/3/2017 11:21:00 AM	<6.50	ug/L	6.50ug/L
001077	SILVER	BP	No	EPA 6020A	8/3/2017 11:21:00 AM	<0.290	ug/L	0.290ug/L
000929	SODIUM	BP	No	EPA 6020A	8/3/2017 11:21:00 AM	2.37	mg/L	0.320mg/L
001059	THALLIUM	BP	No	EPA 6020A	8/3/2017 11:21:00 AM	<0.580	ug/L	0.580ug/L
001087	VANADIUM	BP	No	EPA 6020A	8/3/2017 11:21:00 AM	<2.00	ug/L	2.00ug/L
001092	ZINC	BP	No	EPA 6020A	8/3/2017 11:21:00 AM	<16.0	ug/L	16.0ug/L
071900	MERCURY	BP	No	EPA 7470A	7/26/2017 7:53:00 AM	<0.0230	ug/L	0.0230ug/L
049146	1,2-DIBROMO-3-CHLOROPROPANE	BP	No	EPA 8011	7/20/2017 3:15:00 PM	<0.012	ug/L	0.012ug/L
077651	1,2-DIBROMOETHANE (EDB)	BP	No	EPA 8011	7/20/2017 3:15:00 PM	<0.004	ug/L	0.004ug/L
049263	(E)-1,4-DICHLORO-2-BUTENE	BP	No	EPA 8260B	7/20/2017 2:10:00 PM	<0.79	ug/L	0.79ug/L
077562	1,1,1,2-TETRACHLOROETHANE	BP	No	EPA 8260B	7/20/2017 2:10:00 PM	<0.61	ug/L	0.61ug/L
034506	1,1,1-TRICHLOROETHANE	BP	No	EPA 8260B	7/20/2017 2:10:00 PM	<0.80	ug/L	0.80ug/L
034516	1,1,2,2-TETRACHLOROETHANE	BP	No	EPA 8260B	7/20/2017 2:10:00 PM	<0.54	ug/L	0.54ug/L
034511	1,1,2-TRICHLOROETHANE	BP	No	EPA 8260B	7/20/2017 2:10:00 PM	<0.76	ug/L	0.76ug/L
034496	1,1-DICHLOROETHANE	BP	No	EPA 8260B	7/20/2017 2:10:00 PM	<0.62	ug/L	0.62ug/L
034501	1,1-DICHLOROETHENE	BP	No	EPA 8260B	7/20/2017 2:10:00 PM	<0.94	ug/L	0.94ug/L
077443	1,2,3-TRICHLOROPROPANE	BP	No	EPA 8260B	7/20/2017 2:10:00 PM	<0.64	ug/L	0.64ug/L
034536	1,2-DICHLOROBENZENE	BP	No	EPA 8260B	7/20/2017 2:10:00 PM	<0.73	ug/L	0.73ug/L
034531	1,2-DICHLOROETHANE	BP	No	EPA 8260B	7/20/2017 2:10:00 PM	<0.63	ug/L	0.63ug/L
034541	1,2-DICHLOROPROPANE	BP	No	EPA 8260B	7/20/2017 2:10:00 PM	<0.80	ug/L	0.80ug/L
034571	1,4-DICHLOROBENZENE	BP	No	EPA 8260B	7/20/2017 2:10:00 PM	1.4	ug/L	0.76ug/L
077103	2-HEXANONE	BP	No	EPA 8260B	7/20/2017 2:10:00 PM	<1.4	ug/L	1.4ug/L
078133	4-METHYL-2-PENTANONE	BP	No	EPA 8260B	7/20/2017 2:10:00 PM	<0.79	ug/L	0.79ug/L
081552	ACETONE	BP	No	EPA 8260B	7/20/2017 2:10:00 PM	14 I	ug/L	10ug/L
034215	ACRYLONITRILE	BP	No	EPA 8260B	7/20/2017 2:10:00 PM	<3.2	ug/L	3.2ug/L
034030	BENZENE	BP	No	EPA 8260B	7/20/2017 2:10:00 PM	<0.71	ug/L	0.71ug/L
073085	BROMOCHLOROMETHANE	BP	No	EPA 8260B	7/20/2017 2:10:00 PM	<0.94	ug/L	0.94ug/L

* Attach Laboratory Reports

Citrus County Central Landfill
Parameter Monitoring Report

PART III Analytical Results

Facility WACS #: **SWD/09/39859**

Test Site ID #: **22017**

Well Name: **MW-17**

Classification of Ground Water: **GII**

Ground Water Elevation (NGVD): **4.94**

Sampling Date/Time: **7/18/2017 11:58:00 AM**

Report Period: **SECOND SEMIANNUAL 2017**

Well Purged: **Yes**

Well Type:

[ ]	Background	[ ]	Intermediate
[X]	Compliance	[ ]	Water Supply
[ ]	Detection	[ ]	Piezometer
[ ]	Assessment	[ ]	Leachate
[ ]	Other	[ ]	Surface Water

STORET CODE	PARAMETER MONITORED	SAMPLING METHOD	FIELD FILTERED	ANALYSIS METHOD	ANALYSIS DATE/TIME	ANALYSIS RESULT *	UNITS	DETECTION LIMIT/UNITS
032101	BROMODICHLOROMETHANE	BP	No	EPA 8260B	7/20/2017 2:10:00 PM	<0.52	ug/L	0.52ug/L
032104	BROMOFORM	BP	No	EPA 8260B	7/20/2017 2:10:00 PM	<0.75	ug/L	0.75ug/L
034413	BROMOMETHANE (METHYL BROMIDE)	BP	No	EPA 8260B	7/20/2017 2:10:00 PM	<0.95	ug/L	0.95ug/L
077041	CARBON DISULFIDE	BP	No	EPA 8260B	7/20/2017 2:10:00 PM	<2.6	ug/L	2.6ug/L
032102	CARBON TETRACHLORIDE	BP	No	EPA 8260B	7/20/2017 2:10:00 PM	<0.94	ug/L	0.94ug/L
034301	CHLOROBENZENE	BP	No	EPA 8260B	7/20/2017 2:10:00 PM	<0.72	ug/L	0.72ug/L
034311	CHLOROETHANE	BP	No	EPA 8260B	7/20/2017 2:10:00 PM	<0.98	ug/L	0.98ug/L
032106	CHLOROFORM	BP	No	EPA 8260B	7/20/2017 2:10:00 PM	<0.80	ug/L	0.80ug/L
034418	CHLOROMETHANE (METHYL CHLORIDE)	BP	No	EPA 8260B	7/20/2017 2:10:00 PM	<0.82	ug/L	0.82ug/L
077093	CIS-1,2-DICHLOROETHENE	BP	No	EPA 8260B	7/20/2017 2:10:00 PM	<0.53	ug/L	0.53ug/L
034704	CIS-1,3-DICHLOROPROPENE	BP	No	EPA 8260B	7/20/2017 2:10:00 PM	<0.59	ug/L	0.59ug/L
032105	DIBROMOCHLOROMETHANE	BP	No	EPA 8260B	7/20/2017 2:10:00 PM	<0.44	ug/L	0.44ug/L
077596	DIBROMOMETHANE	BP	No	EPA 8260B	7/20/2017 2:10:00 PM	<0.84	ug/L	0.84ug/L
034423	DICHLOROMETHANE	BP	No	EPA 8260B	7/20/2017 2:10:00 PM	<2.0	ug/L	2.0ug/L
034371	ETHYLBENZENE	BP	No	EPA 8260B	7/20/2017 2:10:00 PM	<0.69	ug/L	0.69ug/L
085795	M&P- XYLENES	BP	No	EPA 8260B	7/20/2017 2:10:00 PM	<1.3	ug/L	1.3ug/L
081595	METHYL ETHYL KETONE	BP	No	EPA 8260B	7/20/2017 2:10:00 PM	<4.5	ug/L	4.5ug/L
077424	METHYL IODIDE	BP	No	EPA 8260B	7/20/2017 2:10:00 PM	2.4 I	ug/L	0.72ug/L
077135	O-XYLENES	BP	No	EPA 8260B	7/20/2017 2:10:00 PM	<0.53	ug/L	0.53ug/L
077128	STYRENE	BP	No	EPA 8260B	7/20/2017 2:10:00 PM	<0.61	ug/L	0.61ug/L
034475	TETRACHLOROETHENE	BP	No	EPA 8260B	7/20/2017 2:10:00 PM	<0.76	ug/L	0.76ug/L
034010	TOLUENE	BP	No	EPA 8260B	7/20/2017 2:10:00 PM	<0.72	ug/L	0.72ug/L
034546	TRANS-1,2-DICHLOROETHENE	BP	No	EPA 8260B	7/20/2017 2:10:00 PM	<0.73	ug/L	0.73ug/L
034699	TRANS-1,3-DICHLOROPROPENE	BP	No	EPA 8260B	7/20/2017 2:10:00 PM	<0.73	ug/L	0.73ug/L
039180	TRICHLOROETHENE	BP	No	EPA 8260B	7/20/2017 2:10:00 PM	<0.89	ug/L	0.89ug/L
034488	TRICHLOROFLUOROMETHANE	BP	No	EPA 8260B	7/20/2017 2:10:00 PM	<0.94	ug/L	0.94ug/L
077057	VINYL ACETATE	BP	No	EPA 8260B	7/20/2017 2:10:00 PM	<0.60	ug/L	0.60ug/L
039175	VINYL CHLORIDE	BP	No	EPA 8260B	7/20/2017 2:10:00 PM	<0.71	ug/L	0.71ug/L
034020	XYLENES	BP	No	EPA 8260B	7/20/2017 2:10:00 PM	<1.3	ug/L	1.3ug/L
000406	pH (FIELD)	BP	No	Field	7/18/2017 11:58:00 AM	5.60	pH Units	pH Units
046480	REDOX POTENTIAL (FIELD)	BP	No	Field	7/18/2017 11:58:00 AM	-34.2	mV	-999mV
082078	TURBIDITY (FIELD)	BP	No	Field	7/18/2017 11:58:00 AM	1.53	NTU	0NTU
070300	TOTAL DISSOLVED SOLIDS	BP	No	SM 2540C-1997	7/20/2017 10:25:00 PM	120	mg/L	10mg/L

* Attach Laboratory Reports

Citrus County Central Landfill
Parameter Monitoring Report

PART III Analytical Results

Facility WACS #: **SWD/09/39859**

Test Site ID #: **23691**

Well Name: **MW-20**

Classification of Ground Water: **GII**

Ground Water Elevation (NGVD): **5.58**

Sampling Date/Time: **7/19/2017 3:41:00 PM**

Report Period: **SECOND SEMIANNUAL 2017**

Well Purged: **Yes**

Well Type:
[ ] Background [ ] Intermediate
[X] Compliance [ ] Water Supply
[ ] Detection [ ] Piezometer
[ ] Assessment [ ] Leachate
[ ] Other [ ] Surface Water

STORET CODE	PARAMETER MONITORED	SAMPLING METHOD	FIELD FILTERED	ANALYSIS METHOD	ANALYSIS DATE/TIME	ANALYSIS RESULT *	UNITS	DETECTION LIMIT/UNITS
082545	GROUNDWATER ELEVATION	BP	No	DEP SOP	7/19/2017 3:41:00 PM	5.58	ft, NGVD	ft, NGVD
000094	CONDUCTIVITY (FIELD)	BP	No	EPA 120.1	7/19/2017 3:41:00 PM	694	umhos/cm	0umhos/cm
000010	TEMPERATURE (FIELD)	BP	No	EPA 170.1	7/19/2017 3:41:00 PM	24.5	°C	0°C
000940	CHLORIDE	BP	No	EPA 300.0	7/20/2017 6:48:00 PM	39	mg/L	0.29mg/L
000620	NITRATE NITROGEN	BP	No	EPA 300.0	7/20/2017 6:48:00 PM	<0.052	mg/L	0.052mg/L
000610	AMMONIA NITROGEN	BP	No	EPA 350.1	7/25/2017 2:46:00 PM	0.84	mg/L	0.0073mg/L
000299	DISSOLVED OXYGEN (FIELD)	BP	No	EPA 360.1	7/19/2017 3:41:00 PM	0.05	mg/L	0mg/L
001097	ANTIMONY	BP	No	EPA 6020A	7/28/2017 1:48:00 PM	<2.50	ug/L	2.50ug/L
001002	ARSENIC	BP	No	EPA 6020A	7/28/2017 1:48:00 PM	<6.10	ug/L	6.10ug/L
001007	BARIUM	BP	No	EPA 6020A	7/28/2017 1:48:00 PM	36.3 I	ug/L	20.0ug/L
001012	BERYLLIUM	BP	No	EPA 6020A	8/3/2017 3:31:00 PM	<0.940	ug/L	0.940ug/L
001027	CADMIUM	BP	No	EPA 6020A	7/28/2017 1:48:00 PM	<0.900	ug/L	0.900ug/L
001034	CHROMIUM	BP	No	EPA 6020A	7/28/2017 1:48:00 PM	<4.50	ug/L	4.50ug/L
001037	COBALT	BP	No	EPA 6020A	7/28/2017 1:48:00 PM	3.93 I	ug/L	2.10ug/L
001042	COPPER	BP	No	EPA 6020A	7/28/2017 1:48:00 PM	<2.20	ug/L	2.20ug/L
001045	IRON	BP	No	EPA 6020A	7/28/2017 1:43:00 PM	124000	ug/L	1140ug/L
001051	LEAD	BP	No	EPA 6020A	7/28/2017 1:48:00 PM	<1.60	ug/L	1.60ug/L
001067	NICKEL	BP	No	EPA 6020A	7/28/2017 1:48:00 PM	<3.20	ug/L	3.20ug/L
001147	SELENIUM	BP	No	EPA 6020A	7/28/2017 1:48:00 PM	<6.50	ug/L	6.50ug/L
001077	SILVER	BP	No	EPA 6020A	7/28/2017 1:48:00 PM	<0.290	ug/L	0.290ug/L
000929	SODIUM	BP	No	EPA 6020A	8/3/2017 3:31:00 PM	15.2	mg/L	0.320mg/L
001059	THALLIUM	BP	No	EPA 6020A	7/28/2017 1:48:00 PM	<0.580	ug/L	0.580ug/L
001087	VANADIUM	BP	No	EPA 6020A	7/28/2017 1:48:00 PM	<2.00	ug/L	2.00ug/L
001092	ZINC	BP	No	EPA 6020A	7/28/2017 1:48:00 PM	<16.0	ug/L	16.0ug/L
071900	MERCURY	BP	No	EPA 7470A	7/26/2017 9:22:00 AM	<0.0230	ug/L	0.0230ug/L
049146	1,2-DIBROMO-3-CHLOROPROPANE	BP	No	EPA 8011	7/21/2017 11:35:00 AM	<0.012	ug/L	0.012ug/L
077651	1,2-DIBROMOETHANE (EDB)	BP	No	EPA 8011	7/21/2017 11:35:00 AM	<0.004	ug/L	0.004ug/L
049263	(E)-1,4-DICHLORO-2-BUTENE	BP	No	EPA 8260B	7/21/2017 3:01:00 PM	<0.79	ug/L	0.79ug/L
077562	1,1,1,2-TETRACHLOROETHANE	BP	No	EPA 8260B	7/21/2017 3:01:00 PM	<0.61	ug/L	0.61ug/L
034506	1,1,1-TRICHLOROETHANE	BP	No	EPA 8260B	7/21/2017 3:01:00 PM	<0.80	ug/L	0.80ug/L
034516	1,1,2,2-TETRACHLOROETHANE	BP	No	EPA 8260B	7/21/2017 3:01:00 PM	<0.54	ug/L	0.54ug/L
034511	1,1,2-TRICHLOROETHANE	BP	No	EPA 8260B	7/21/2017 3:01:00 PM	<0.76	ug/L	0.76ug/L
034496	1,1-DICHLOROETHANE	BP	No	EPA 8260B	7/21/2017 3:01:00 PM	<0.62	ug/L	0.62ug/L
034501	1,1-DICHLOROETHENE	BP	No	EPA 8260B	7/21/2017 3:01:00 PM	<0.94	ug/L	0.94ug/L
077443	1,2,3-TRICHLOROPROPANE	BP	No	EPA 8260B	7/21/2017 3:01:00 PM	<0.64	ug/L	0.64ug/L
034536	1,2-DICHLOROBENZENE	BP	No	EPA 8260B	7/21/2017 3:01:00 PM	<0.73	ug/L	0.73ug/L
034531	1,2-DICHLOROETHANE	BP	No	EPA 8260B	7/21/2017 3:01:00 PM	<0.63	ug/L	0.63ug/L
034541	1,2-DICHLOROPROPANE	BP	No	EPA 8260B	7/21/2017 3:01:00 PM	<0.80	ug/L	0.80ug/L
034571	1,4-DICHLOROBENZENE	BP	No	EPA 8260B	7/21/2017 3:01:00 PM	<0.76	ug/L	0.76ug/L
077103	2-HEXANONE	BP	No	EPA 8260B	7/21/2017 3:01:00 PM	<1.4	ug/L	1.4ug/L
078133	4-METHYL-2-PENTANONE	BP	No	EPA 8260B	7/21/2017 3:01:00 PM	<0.79	ug/L	0.79ug/L
081552	ACETONE	BP	No	EPA 8260B	7/21/2017 3:01:00 PM	27	ug/L	10ug/L
034215	ACRYLONITRILE	BP	No	EPA 8260B	7/21/2017 3:01:00 PM	<3.2	ug/L	3.2ug/L
034030	BENZENE	BP	No	EPA 8260B	7/21/2017 3:01:00 PM	<0.71	ug/L	0.71ug/L
073085	BROMOCHLOROMETHANE	BP	No	EPA 8260B	7/21/2017 3:01:00 PM	<0.94	ug/L	0.94ug/L

* Attach Laboratory Reports

Citrus County Central Landfill
Parameter Monitoring Report

PART III Analytical Results

Facility WACS #: **SWD/09/39859**

Test Site ID #: **23691**

Well Name: **MW-20**

Classification of Ground Water: **GII**

Ground Water Elevation (NGVD): **5.58**

Sampling Date/Time: **7/19/2017 3:41:00 PM**

Report Period: **SECOND SEMIANNUAL 2017**

Well Purged: **Yes**

Well Type:

[ ]	Background	[ ]	Intermediate
[X]	Compliance	[ ]	Water Supply
[ ]	Detection	[ ]	Piezometer
[ ]	Assessment	[ ]	Leachate
[ ]	Other	[ ]	Surface Water

STORET CODE	PARAMETER MONITORED	SAMPLING METHOD	FIELD FILTERED	ANALYSIS METHOD	ANALYSIS DATE/TIME	ANALYSIS RESULT *	UNITS	DETECTION LIMIT/UNITS
032101	BROMODICHLOROMETHANE	BP	No	EPA 8260B	7/21/2017 3:01:00 PM	<0.52	ug/L	0.52ug/L
032104	BROMOFORM	BP	No	EPA 8260B	7/21/2017 3:01:00 PM	<0.75	ug/L	0.75ug/L
034413	BROMOMETHANE (METHYL BROMIDE)	BP	No	EPA 8260B	7/21/2017 3:01:00 PM	<0.95	ug/L	0.95ug/L
077041	CARBON DISULFIDE	BP	No	EPA 8260B	7/21/2017 3:01:00 PM	<2.6	ug/L	2.6ug/L
032102	CARBON TETRACHLORIDE	BP	No	EPA 8260B	7/21/2017 3:01:00 PM	<0.94	ug/L	0.94ug/L
034301	CHLOROBENZENE	BP	No	EPA 8260B	7/21/2017 3:01:00 PM	<0.72	ug/L	0.72ug/L
034311	CHLOROETHANE	BP	No	EPA 8260B	7/21/2017 3:01:00 PM	<0.98	ug/L	0.98ug/L
032106	CHLOROFORM	BP	No	EPA 8260B	7/21/2017 3:01:00 PM	<0.80	ug/L	0.80ug/L
034418	CHLOROMETHANE (METHYL CHLORIDE)	BP	No	EPA 8260B	7/21/2017 3:01:00 PM	<0.82	ug/L	0.82ug/L
077093	CIS-1,2-DICHLOROETHENE	BP	No	EPA 8260B	7/21/2017 3:01:00 PM	<0.53	ug/L	0.53ug/L
034704	CIS-1,3-DICHLOROPROPENE	BP	No	EPA 8260B	7/21/2017 3:01:00 PM	<0.59	ug/L	0.59ug/L
032105	DIBROMOCHLOROMETHANE	BP	No	EPA 8260B	7/21/2017 3:01:00 PM	<0.44	ug/L	0.44ug/L
077596	DIBROMOMETHANE	BP	No	EPA 8260B	7/21/2017 3:01:00 PM	<0.84	ug/L	0.84ug/L
034423	DICHLOROMETHANE	BP	No	EPA 8260B	7/21/2017 3:01:00 PM	<2.0	ug/L	2.0ug/L
034371	ETHYLBENZENE	BP	No	EPA 8260B	7/21/2017 3:01:00 PM	<0.69	ug/L	0.69ug/L
085795	M&P- XYLENES	BP	No	EPA 8260B	7/21/2017 3:01:00 PM	<1.3	ug/L	1.3ug/L
081595	METHYL ETHYL KETONE	BP	No	EPA 8260B	7/21/2017 3:01:00 PM	<4.5	ug/L	4.5ug/L
077424	METHYL IODIDE	BP	No	EPA 8260B	7/21/2017 3:01:00 PM	<0.72	ug/L	0.72ug/L
077135	O-XYLENES	BP	No	EPA 8260B	7/21/2017 3:01:00 PM	<0.53	ug/L	0.53ug/L
077128	STYRENE	BP	No	EPA 8260B	7/21/2017 3:01:00 PM	<0.61	ug/L	0.61ug/L
034475	TETRACHLOROETHENE	BP	No	EPA 8260B	7/21/2017 3:01:00 PM	<0.76	ug/L	0.76ug/L
034010	TOLUENE	BP	No	EPA 8260B	7/21/2017 3:01:00 PM	<0.72	ug/L	0.72ug/L
034546	TRANS-1,2-DICHLOROETHENE	BP	No	EPA 8260B	7/21/2017 3:01:00 PM	<0.73	ug/L	0.73ug/L
034699	TRANS-1,3-DICHLOROPROPENE	BP	No	EPA 8260B	7/21/2017 3:01:00 PM	<0.73	ug/L	0.73ug/L
039180	TRICHLOROETHENE	BP	No	EPA 8260B	7/21/2017 3:01:00 PM	<0.89	ug/L	0.89ug/L
034488	TRICHLOROFLUOROMETHANE	BP	No	EPA 8260B	7/21/2017 3:01:00 PM	<0.94	ug/L	0.94ug/L
077057	VINYL ACETATE	BP	No	EPA 8260B	7/21/2017 3:01:00 PM	<0.60	ug/L	0.60ug/L
039175	VINYL CHLORIDE	BP	No	EPA 8260B	7/21/2017 3:01:00 PM	<0.71	ug/L	0.71ug/L
034020	XYLENES	BP	No	EPA 8260B	7/21/2017 3:01:00 PM	<1.3	ug/L	1.3ug/L
000406	pH (FIELD)	BP	No	Field	7/19/2017 3:41:00 PM	6.22	pH Units	pH Units
046480	REDOX POTENTIAL (FIELD)	BP	No	Field	7/19/2017 3:41:00 PM	-85.1	mV	-999mV
082078	TURBIDITY (FIELD)	BP	No	Field	7/19/2017 3:41:00 PM	2.25	NTU	0NTU
070300	TOTAL DISSOLVED SOLIDS	BP	No	SM 2540C-1997	7/23/2017 9:15:00 AM	300	mg/L	10mg/L

* Attach Laboratory Reports

Citrus County Central Landfill
Parameter Monitoring Report

PART III Analytical Results

Facility WACS #: **SWD/09/39859**

Test Site ID #: **27449**

Well Name: **MW-21**

Classification of Ground Water: **GII**

Ground Water Elevation (NGVD): **5.44**

Sampling Date/Time: **7/19/2017 1:46:00 PM**

Report Period: **SECOND SEMIANNUAL 2017**

Well Purged: **Yes**

Well Type:
[ ] Background [ ] Intermediate
[X] Compliance [ ] Water Supply
[ ] Detection [ ] Piezometer
[ ] Assessment [ ] Leachate
[ ] Other [ ] Surface Water

STORET CODE	PARAMETER MONITORED	SAMPLING METHOD	FIELD FILTERED	ANALYSIS METHOD	ANALYSIS DATE/TIME	ANALYSIS RESULT *	UNITS	DETECTION LIMIT/UNITS
082545	GROUNDWATER ELEVATION	BP	No	DEP SOP	7/19/2017 1:46:00 PM	5.44	ft, NGVD	ft, NGVD
000094	CONDUCTIVITY (FIELD)	BP	No	EPA 120.1	7/19/2017 1:46:00 PM	112	umhos/cm	0umhos/cm
000010	TEMPERATURE (FIELD)	BP	No	EPA 170.1	7/19/2017 1:46:00 PM	23.5	°C	0°C
000940	CHLORIDE	BP	No	EPA 300.0	7/20/2017 6:32:00 PM	3.7 I	mg/L	0.29mg/L
000620	NITRATE NITROGEN	BP	No	EPA 300.0	7/20/2017 6:32:00 PM	<0.052	mg/L	0.052mg/L
000610	AMMONIA NITROGEN	BP	No	EPA 350.1	7/25/2017 2:45:00 PM	1.3	mg/L	0.0073mg/L
000299	DISSOLVED OXYGEN (FIELD)	BP	No	EPA 360.1	7/19/2017 1:46:00 PM	0.11	mg/L	0mg/L
001097	ANTIMONY	BP	No	EPA 6020A	7/28/2017 10:48:00 AM	<2.50	ug/L	2.50ug/L
001095	ANTIMONY, DISSOLVED	BP	Yes	EPA 6020A	7/28/2017 10:52:00 AM	<2.50	ug/L	2.50ug/L
001002	ARSENIC	BP	No	EPA 6020A	7/28/2017 10:48:00 AM	<6.10	ug/L	6.10ug/L
001000	ARSENIC, DISSOLVED	BP	Yes	EPA 6020A	7/28/2017 10:52:00 AM	<6.10	ug/L	6.10ug/L
001007	BARIUM	BP	No	EPA 6020A	7/28/2017 10:48:00 AM	32.9 I	ug/L	20.0ug/L
001005	BARIUM, DISSOLVED	BP	Yes	EPA 6020A	7/28/2017 10:52:00 AM	<20.0	ug/L	20.0ug/L
001012	BERYLLIUM	BP	No	EPA 6020A	7/28/2017 10:48:00 AM	<0.940	ug/L	0.940ug/L
001010	BERYLLIUM, DISSOLVED	BP	Yes	EPA 6020A	7/28/2017 10:52:00 AM	<0.940	ug/L	0.940ug/L
001027	CADMIUM	BP	No	EPA 6020A	7/28/2017 10:48:00 AM	<0.900	ug/L	0.900ug/L
001025	CADMIUM, DISSOLVED	BP	Yes	EPA 6020A	7/28/2017 10:52:00 AM	<0.900	ug/L	0.900ug/L
001034	CHROMIUM	BP	No	EPA 6020A	7/28/2017 10:48:00 AM	5.16 I	ug/L	4.50ug/L
001030	CHROMIUM, DISSOLVED	BP	Yes	EPA 6020A	7/28/2017 10:52:00 AM	<4.50	ug/L	4.50ug/L
001037	COBALT	BP	No	EPA 6020A	7/28/2017 10:48:00 AM	<2.10	ug/L	2.10ug/L
001035	COBALT, DISSOLVED	BP	Yes	EPA 6020A	7/28/2017 10:52:00 AM	5.28 I	ug/L	2.10ug/L
001042	COPPER	BP	No	EPA 6020A	7/28/2017 10:48:00 AM	<2.20	ug/L	2.20ug/L
001040	COPPER, DISSOLVED	BP	Yes	EPA 6020A	7/28/2017 10:52:00 AM	<2.20	ug/L	2.20ug/L
001045	IRON	BP	No	EPA 6020A	7/28/2017 10:48:00 AM	3790	ug/L	38.0ug/L
001046	IRON, DISSOLVED	BP	Yes	EPA 6020A	7/28/2017 10:52:00 AM	3850	ug/L	38.0ug/L
001051	LEAD	BP	No	EPA 6020A	7/28/2017 10:48:00 AM	<1.60	ug/L	1.60ug/L
001049	LEAD, DISSOLVED	BP	Yes	EPA 6020A	7/28/2017 10:52:00 AM	<1.60	ug/L	1.60ug/L
001067	NICKEL	BP	No	EPA 6020A	7/28/2017 10:48:00 AM	<3.20	ug/L	3.20ug/L
001065	NICKEL, DISSOLVED	BP	Yes	EPA 6020A	7/28/2017 10:52:00 AM	<3.20	ug/L	3.20ug/L
001147	SELENIUM	BP	No	EPA 6020A	7/28/2017 10:48:00 AM	<6.50	ug/L	6.50ug/L
001145	SELENIUM, DISSOLVED	BP	Yes	EPA 6020A	7/28/2017 10:52:00 AM	<6.50	ug/L	6.50ug/L
001077	SILVER	BP	No	EPA 6020A	7/28/2017 10:48:00 AM	<0.290	ug/L	0.290ug/L
001075	SILVER, DISSOLVED	BP	Yes	EPA 6020A	7/28/2017 10:52:00 AM	<0.290	ug/L	0.290ug/L
000929	SODIUM	BP	No	EPA 6020A	7/28/2017 10:48:00 AM	2.08	mg/L	0.320mg/L
000930	SODIUM, DISSOLVED	BP	Yes	EPA 6020A	7/28/2017 10:52:00 AM	2.33	mg/L	0.320mg/L
001059	THALLIUM	BP	No	EPA 6020A	7/28/2017 10:48:00 AM	<0.580	ug/L	0.580ug/L
001057	THALLIUM, DISSOLVED	BP	Yes	EPA 6020A	7/28/2017 10:52:00 AM	<0.580	ug/L	0.580ug/L
001087	VANADIUM	BP	No	EPA 6020A	7/28/2017 10:48:00 AM	<2.00	ug/L	2.00ug/L
001085	VANADIUM, DISSOLVED	BP	Yes	EPA 6020A	7/28/2017 10:52:00 AM	<2.00	ug/L	2.00ug/L
001092	ZINC	BP	No	EPA 6020A	7/28/2017 10:48:00 AM	<16.0	ug/L	16.0ug/L
001090	ZINC, DISSOLVED	BP	Yes	EPA 6020A	7/28/2017 10:52:00 AM	<16.0	ug/L	16.0ug/L
071900	MERCURY	BP	No	EPA 7470A	7/26/2017 9:19:00 AM	<0.0230	ug/L	0.0230ug/L
071890	MERCURY, DISSOLVED	BP	Yes	EPA 7470A	7/26/2017 9:16:00 AM	<0.0230	ug/L	0.0230ug/L
049146	1,2-DIBROMO-3-CHLOROPROPANE	BP	No	EPA 8011	7/21/2017 11:19:00 AM	<0.012	ug/L	0.012ug/L
077651	1,2-DIBROMOETHANE (EDB)	BP	No	EPA 8011	7/21/2017 11:19:00 AM	<0.004	ug/L	0.004ug/L

* Attach Laboratory Reports

Citrus County Central Landfill
Parameter Monitoring Report

PART III Analytical Results

Facility WACS #: **SWD/09/39859**

Test Site ID #: **27449**

Well Name: **MW-21**

Classification of Ground Water: **GII**

Ground Water Elevation (NGVD): **5.44**

Sampling Date/Time: **7/19/2017 1:46:00 PM**

Report Period: **SECOND SEMIANNUAL 2017**

Well Purged: **Yes**

Well Type:

[ ]	Background	[ ]	Intermediate
[X]	Compliance	[ ]	Water Supply
[ ]	Detection	[ ]	Piezometer
[ ]	Assessment	[ ]	Leachate
[ ]	Other	[ ]	Surface Water

STORET CODE	PARAMETER MONITORED	SAMPLING METHOD	FIELD FILTERED	ANALYSIS METHOD	ANALYSIS DATE/TIME	ANALYSIS RESULT *	UNITS	DETECTION LIMIT/UNITS
049263	(E)-1,4-DICHLORO-2-BUTENE	BP	No	EPA 8260B	7/21/2017 2:31:00 PM	<0.79	ug/L	0.79ug/L
077562	1,1,1,2-TETRACHLOROETHANE	BP	No	EPA 8260B	7/21/2017 2:31:00 PM	<0.61	ug/L	0.61ug/L
034506	1,1,1-TRICHLOROETHANE	BP	No	EPA 8260B	7/21/2017 2:31:00 PM	<0.80	ug/L	0.80ug/L
034516	1,1,2,2-TETRACHLOROETHANE	BP	No	EPA 8260B	7/21/2017 2:31:00 PM	<0.54	ug/L	0.54ug/L
034511	1,1,2-TRICHLOROETHANE	BP	No	EPA 8260B	7/21/2017 2:31:00 PM	<0.76	ug/L	0.76ug/L
034496	1,1-DICHLOROETHANE	BP	No	EPA 8260B	7/21/2017 2:31:00 PM	<0.62	ug/L	0.62ug/L
034501	1,1-DICHLOROETHENE	BP	No	EPA 8260B	7/21/2017 2:31:00 PM	<0.94	ug/L	0.94ug/L
077443	1,2,3-TRICHLOROPROPANE	BP	No	EPA 8260B	7/21/2017 2:31:00 PM	<0.64	ug/L	0.64ug/L
034536	1,2-DICHLOROBENZENE	BP	No	EPA 8260B	7/21/2017 2:31:00 PM	<0.73	ug/L	0.73ug/L
034531	1,2-DICHLOROETHANE	BP	No	EPA 8260B	7/21/2017 2:31:00 PM	<0.63	ug/L	0.63ug/L
034541	1,2-DICHLOROPROPANE	BP	No	EPA 8260B	7/21/2017 2:31:00 PM	<0.80	ug/L	0.80ug/L
034571	1,4-DICHLOROBENZENE	BP	No	EPA 8260B	7/21/2017 2:31:00 PM	7.5	ug/L	0.76ug/L
077103	2-HEXANONE	BP	No	EPA 8260B	7/21/2017 2:31:00 PM	<1.4	ug/L	1.4ug/L
078133	4-METHYL-2-PENTANONE	BP	No	EPA 8260B	7/21/2017 2:31:00 PM	<0.79	ug/L	0.79ug/L
081552	ACETONE	BP	No	EPA 8260B	7/21/2017 2:31:00 PM	20	ug/L	10ug/L
034215	ACRYLONITRILE	BP	No	EPA 8260B	7/21/2017 2:31:00 PM	<3.2	ug/L	3.2ug/L
034030	BENZENE	BP	No	EPA 8260B	7/21/2017 2:31:00 PM	1.2	ug/L	0.71ug/L
073085	BROMOCHLOROMETHANE	BP	No	EPA 8260B	7/21/2017 2:31:00 PM	<0.94	ug/L	0.94ug/L
032101	BROMODICHLOROMETHANE	BP	No	EPA 8260B	7/21/2017 2:31:00 PM	<0.52	ug/L	0.52ug/L
032104	BROMOFORM	BP	No	EPA 8260B	7/21/2017 2:31:00 PM	<0.75	ug/L	0.75ug/L
034413	BROMOMETHANE (METHYL BROMIDE)	BP	No	EPA 8260B	7/21/2017 2:31:00 PM	<0.95	ug/L	0.95ug/L
077041	CARBON DISULFIDE	BP	No	EPA 8260B	7/21/2017 2:31:00 PM	<2.6	ug/L	2.6ug/L
032102	CARBON TETRACHLORIDE	BP	No	EPA 8260B	7/21/2017 2:31:00 PM	<0.94	ug/L	0.94ug/L
034301	CHLOROBENZENE	BP	No	EPA 8260B	7/21/2017 2:31:00 PM	1.6	ug/L	0.72ug/L
034311	CHLOROETHANE	BP	No	EPA 8260B	7/21/2017 2:31:00 PM	<0.98	ug/L	0.98ug/L
032106	CHLOROFORM	BP	No	EPA 8260B	7/21/2017 2:31:00 PM	<0.80	ug/L	0.80ug/L
034418	CHLOROMETHANE (METHYL CHLORIDE)	BP	No	EPA 8260B	7/21/2017 2:31:00 PM	<0.82	ug/L	0.82ug/L
077093	CIS-1,2-DICHLOROETHENE	BP	No	EPA 8260B	7/21/2017 2:31:00 PM	1.8	ug/L	0.53ug/L
034704	CIS-1,3-DICHLOROPROPENE	BP	No	EPA 8260B	7/21/2017 2:31:00 PM	<0.59	ug/L	0.59ug/L
032105	DIBROMOCHLOROMETHANE	BP	No	EPA 8260B	7/21/2017 2:31:00 PM	<0.44	ug/L	0.44ug/L
077596	DIBROMOMETHANE	BP	No	EPA 8260B	7/21/2017 2:31:00 PM	<0.84	ug/L	0.84ug/L
034423	DICHLOROMETHANE	BP	No	EPA 8260B	7/21/2017 2:31:00 PM	<2.0	ug/L	2.0ug/L
034371	ETHYLBENZENE	BP	No	EPA 8260B	7/21/2017 2:31:00 PM	<0.69	ug/L	0.69ug/L
085795	M&P- XYLENES	BP	No	EPA 8260B	7/21/2017 2:31:00 PM	<1.3	ug/L	1.3ug/L
081595	METHYL ETHYL KETONE	BP	No	EPA 8260B	7/21/2017 2:31:00 PM	<4.5	ug/L	4.5ug/L
077424	METHYL IODIDE	BP	No	EPA 8260B	7/21/2017 2:31:00 PM	<0.72	ug/L	0.72ug/L
077135	O-XYLENES	BP	No	EPA 8260B	7/21/2017 2:31:00 PM	<0.53	ug/L	0.53ug/L
077128	STYRENE	BP	No	EPA 8260B	7/21/2017 2:31:00 PM	<0.61	ug/L	0.61ug/L
034475	TETRACHLOROETHENE	BP	No	EPA 8260B	7/21/2017 2:31:00 PM	<0.76	ug/L	0.76ug/L
034010	TOLUENE	BP	No	EPA 8260B	7/21/2017 2:31:00 PM	<0.72	ug/L	0.72ug/L
034546	TRANS-1,2-DICHLOROETHENE	BP	No	EPA 8260B	7/21/2017 2:31:00 PM	<0.73	ug/L	0.73ug/L
034699	TRANS-1,3-DICHLOROPROPENE	BP	No	EPA 8260B	7/21/2017 2:31:00 PM	<0.73	ug/L	0.73ug/L
039180	TRICHLOROETHENE	BP	No	EPA 8260B	7/21/2017 2:31:00 PM	<0.89	ug/L	0.89ug/L
034488	TRICHLOROFLUOROMETHANE	BP	No	EPA 8260B	7/21/2017 2:31:00 PM	<0.94	ug/L	0.94ug/L
077057	VINYL ACETATE	BP	No	EPA 8260B	7/21/2017 2:31:00 PM	<0.60	ug/L	0.60ug/L

* Attach Laboratory Reports

Citrus County Central Landfill
Parameter Monitoring Report

PART III Analytical Results

Facility WACS #: **SWD/09/39859**

Test Site ID #: **27449**

Well Name: **MW-21**

Classification of Ground Water: **GII**

Ground Water Elevation (NGVD): **5.44**

Sampling Date/Time: **7/19/2017 1:46:00 PM**

Report Period: **SECOND SEMIANNUAL 2017**

Well Purged: **Yes**

Well Type:

[ ]	Background	[ ]	Intermediate
[X]	Compliance	[ ]	Water Supply
[ ]	Detection	[ ]	Piezometer
[ ]	Assessment	[ ]	Leachate
[ ]	Other	[ ]	Surface Water

STORET CODE	PARAMETER MONITORED	SAMPLING METHOD	FIELD FILTERED	ANALYSIS METHOD	ANALYSIS DATE/TIME	ANALYSIS RESULT *	UNITS	DETECTION LIMIT/UNITS
039175	VINYL CHLORIDE	BP	No	EPA 8260B	7/21/2017 2:31:00 PM	0.82 I	ug/L	0.71ug/L
034020	XYLENES	BP	No	EPA 8260B	7/21/2017 2:31:00 PM	<1.3	ug/L	1.3ug/L
000406	pH (FIELD)	BP	No	Field	7/19/2017 1:46:00 PM	4.95	pH Units	pH Units
046480	REDOX POTENTIAL (FIELD)	BP	No	Field	7/19/2017 1:46:00 PM	-26.2	mV	-999mV
082078	TURBIDITY (FIELD)	BP	No	Field	7/19/2017 1:46:00 PM	31.2	NTU	0NTU
070300	TOTAL DISSOLVED SOLIDS	BP	No	SM 2540C-1997	7/23/2017 9:15:00 AM	40	mg/L	10mg/L

* Attach Laboratory Reports

Citrus County Central Landfill
Parameter Monitoring Report

PART III Analytical Results

Facility WACS #: **SWD/09/39859**

Test Site ID #: **22709**

Well Name: **MW-18**

Classification of Ground Water: **GII**

Ground Water Elevation (NGVD): **5.44**

Sampling Date/Time: **7/19/2017 12:08:00 PM**

Report Period: **SECOND SEMIANNUAL 2017**

Well Purged: **Yes**

Well Type:

[ ]	Background	[ ]	Intermediate
[ ]	Compliance	[ ]	Water Supply
[ ]	Detection	[ ]	Piezometer
[X]	Assessment	[ ]	Leachate
[ ]	Other	[ ]	Surface Water

STORET CODE	PARAMETER MONITORED	SAMPLING METHOD	FIELD FILTERED	ANALYSIS METHOD	ANALYSIS DATE/TIME	ANALYSIS RESULT *	UNITS	DETECTION LIMIT/UNITS
082545	GROUNDWATER ELEVATION	BP	No	DEP SOP	7/19/2017 12:08:00 PM	5.44	ft, NGVD	ft, NGVD
000094	CONDUCTIVITY (FIELD)	BP	No	EPA 120.1	7/19/2017 12:08:00 PM	40	umhos/cm	0umhos/cm
000010	TEMPERATURE (FIELD)	BP	No	EPA 170.1	7/19/2017 12:08:00 PM	23.2	°C	0°C
000299	DISSOLVED OXYGEN (FIELD)	BP	No	EPA 360.1	7/19/2017 12:08:00 PM	0.72	mg/L	0mg/L
034030	BENZENE	BP	No	EPA 8260B	7/21/2017 2:01:00 PM	<0.71	ug/L	0.71ug/L
034423	DICHLOROMETHANE	BP	No	EPA 8260B	7/21/2017 2:01:00 PM	<2.0	ug/L	2.0ug/L
039175	VINYL CHLORIDE	BP	No	EPA 8260B	7/21/2017 2:01:00 PM	<0.71	ug/L	0.71ug/L
000406	pH (FIELD)	BP	No	Field	7/19/2017 12:08:00 PM	5.01	pH Units	pH Units
046480	REDOX POTENTIAL (FIELD)	BP	No	Field	7/19/2017 12:08:00 PM	251.9	mV	-999mV
082078	TURBIDITY (FIELD)	BP	No	Field	7/19/2017 12:08:00 PM	125	NTU	0NTU

* Attach Laboratory Reports

Citrus County Central Landfill
Parameter Monitoring Report

PART III Analytical Results

Facility WACS #: SWD/09/39859

Test Site ID #:

Well Name: EQUBLK1 (AA05298-03)

Classification of Ground Water:

Ground Water Elevation (NGVD):

Sampling Date/Time: 7/20/2017 10:55:00 AM

Report Period: SECOND SEMIANNUAL 2017

Well Purged:

Well Type:
[ ] Background [ ] Intermediate
[ ] Compliance [ ] Water Supply
[ ] Detection [ ] Piezometer
[ ] Assessment [ ] Leachate
[X] Other [ ] Surface Water

STORET CODE	PARAMETER MONITORED	SAMPLING METHOD	FIELD FILTERED	ANALYSIS METHOD	ANALYSIS DATE/TIME	ANALYSIS RESULT *	UNITS	DETECTION LIMIT/UNITS
000940	CHLORIDE	E	No	EPA 300.0	7/22/2017 1:37:00 AM	<0.29	mg/L	0.29mg/L
000620	NITRATE NITROGEN	E	No	EPA 300.0	7/22/2017 1:37:00 AM	<0.052	mg/L	0.052mg/L
000610	AMMONIA NITROGEN	E	No	EPA 350.1	7/28/2017 9:25:00 AM	<0.0073	mg/L	0.0073mg/L
001097	ANTIMONY	E	No	EPA 6020A	8/7/2017 10:05:00 AM	<2.50	ug/L	2.50ug/L
001002	ARSENIC	E	No	EPA 6020A	8/4/2017 11:19:00 AM	<6.10	ug/L	6.10ug/L
001007	BARIUM	E	No	EPA 6020A	8/7/2017 10:05:00 AM	<20.0	ug/L	20.0ug/L
001012	BERYLLIUM	E	No	EPA 6020A	8/7/2017 10:05:00 AM	<0.940	ug/L	0.940ug/L
001027	CADMIUM	E	No	EPA 6020A	8/7/2017 10:05:00 AM	<0.900	ug/L	0.900ug/L
001034	CHROMIUM	E	No	EPA 6020A	8/7/2017 10:05:00 AM	<4.50	ug/L	4.50ug/L
001037	COBALT	E	No	EPA 6020A	8/7/2017 10:05:00 AM	<2.10	ug/L	2.10ug/L
001042	COPPER	E	No	EPA 6020A	8/7/2017 10:05:00 AM	<2.20	ug/L	2.20ug/L
001045	IRON	E	No	EPA 6020A	8/4/2017 11:19:00 AM	<38.0	ug/L	38.0ug/L
001051	LEAD	E	No	EPA 6020A	8/7/2017 10:05:00 AM	<1.60	ug/L	1.60ug/L
001067	NICKEL	E	No	EPA 6020A	8/7/2017 10:05:00 AM	<3.20	ug/L	3.20ug/L
001147	SELENIUM	E	No	EPA 6020A	8/4/2017 11:19:00 AM	<6.50	ug/L	6.50ug/L
001077	SILVER	E	No	EPA 6020A	8/7/2017 10:05:00 AM	<0.290	ug/L	0.290ug/L
000929	SODIUM	E	No	EPA 6020A	8/7/2017 10:05:00 AM	<0.320	mg/L	0.320mg/L
001059	THALLIUM	E	No	EPA 6020A	8/7/2017 10:05:00 AM	<0.580	ug/L	0.580ug/L
001087	VANADIUM	E	No	EPA 6020A	8/7/2017 10:05:00 AM	<2.00	ug/L	2.00ug/L
001092	ZINC	E	No	EPA 6020A	8/7/2017 10:05:00 AM	<16.0	ug/L	16.0ug/L
071900	MERCURY	E	No	EPA 7470A	7/27/2017 8:24:00 AM	<0.0230	ug/L	0.0230ug/L
049146	1,2-DIBROMO-3-CHLOROPROPANE	E	No	EPA 8011	7/27/2017 8:09:00 PM	<0.012	ug/L	0.012ug/L
077651	1,2-DIBROMOETHANE (EDB)	E	No	EPA 8011	7/27/2017 8:09:00 PM	<0.004	ug/L	0.004ug/L
049263	(E)-1,4-DICHLORO-2-BUTENE	E	No	EPA 8260B	7/24/2017 12:41:00 PM	<0.79	ug/L	0.79ug/L
077562	1,1,1,2-TETRACHLOROETHANE	E	No	EPA 8260B	7/24/2017 12:41:00 PM	<0.61	ug/L	0.61ug/L
034506	1,1,1-TRICHLOROETHANE	E	No	EPA 8260B	7/24/2017 12:41:00 PM	<0.80	ug/L	0.80ug/L
034516	1,1,2,2-TETRACHLOROETHANE	E	No	EPA 8260B	7/24/2017 12:41:00 PM	<0.54	ug/L	0.54ug/L
034511	1,1,2-TRICHLOROETHANE	E	No	EPA 8260B	7/24/2017 12:41:00 PM	<0.76	ug/L	0.76ug/L
034496	1,1-DICHLOROETHANE	E	No	EPA 8260B	7/24/2017 12:41:00 PM	<0.62	ug/L	0.62ug/L
034501	1,1-DICHLOROETHENE	E	No	EPA 8260B	7/24/2017 12:41:00 PM	<0.94	ug/L	0.94ug/L
077443	1,2,3-TRICHLOROPROPANE	E	No	EPA 8260B	7/24/2017 12:41:00 PM	<0.64	ug/L	0.64ug/L
034536	1,2-DICHLOROBENZENE	E	No	EPA 8260B	7/24/2017 12:41:00 PM	<0.73	ug/L	0.73ug/L
034531	1,2-DICHLOROETHANE	E	No	EPA 8260B	7/24/2017 12:41:00 PM	<0.63	ug/L	0.63ug/L
034541	1,2-DICHLOROPROPANE	E	No	EPA 8260B	7/24/2017 12:41:00 PM	<0.80	ug/L	0.80ug/L
034571	1,4-DICHLOROBENZENE	E	No	EPA 8260B	7/24/2017 12:41:00 PM	<0.76	ug/L	0.76ug/L
077103	2-HEXANONE	E	No	EPA 8260B	7/24/2017 12:41:00 PM	<1.4	ug/L	1.4ug/L
078133	4-METHYL-2-PENTANONE	E	No	EPA 8260B	7/24/2017 12:41:00 PM	<0.79	ug/L	0.79ug/L
081552	ACETONE	E	No	EPA 8260B	7/24/2017 12:41:00 PM	23	ug/L	10ug/L
034215	ACRYLONITRILE	E	No	EPA 8260B	7/24/2017 12:41:00 PM	<3.2	ug/L	3.2ug/L
034030	BENZENE	E	No	EPA 8260B	7/24/2017 12:41:00 PM	<0.71	ug/L	0.71ug/L
073085	BROMOCHLOROMETHANE	E	No	EPA 8260B	7/24/2017 12:41:00 PM	<0.94	ug/L	0.94ug/L
032101	BROMODICHLOROMETHANE	E	No	EPA 8260B	7/24/2017 12:41:00 PM	<0.52	ug/L	0.52ug/L
032104	BROMOFORM	E	No	EPA 8260B	7/24/2017 12:41:00 PM	<0.75	ug/L	0.75ug/L
034413	BROMOMETHANE (METHYL BROMIDE)	E	No	EPA 8260B	7/24/2017 12:41:00 PM	<0.95	ug/L	0.95ug/L
077041	CARBON DISULFIDE	E	No	EPA 8260B	7/24/2017 12:41:00 PM	<2.6	ug/L	2.6ug/L

* Attach Laboratory Reports

Citrus County Central Landfill
Parameter Monitoring Report

PART III Analytical Results

Facility WACS #: SWD/09/39859

Test Site ID #:

Well Name: EQUBLK1 (AA05298-03)

Classification of Ground Water:

Ground Water Elevation (NGVD):

Sampling Date/Time: 7/20/2017 10:55:00 AM

Report Period: SECOND SEMIANNUAL 2017

Well Purged:

Well Type:
[ ] Background [ ] Intermediate
[ ] Compliance [ ] Water Supply
[ ] Detection [ ] Piezometer
[ ] Assessment [ ] Leachate
[X] Other [ ] Surface Water

STORET CODE	PARAMETER MONITORED	SAMPLING METHOD	FIELD FILTERED	ANALYSIS METHOD	ANALYSIS DATE/TIME	ANALYSIS RESULT *	UNITS	DETECTION LIMIT/UNITS
032102	CARBON TETRACHLORIDE	E	No	EPA 8260B	7/24/2017 12:41:00 PM	<0.94	ug/L	0.94ug/L
034301	CHLOROBENZENE	E	No	EPA 8260B	7/24/2017 12:41:00 PM	<0.72	ug/L	0.72ug/L
034311	CHLOROETHANE	E	No	EPA 8260B	7/24/2017 12:41:00 PM	<0.98	ug/L	0.98ug/L
032106	CHLOROFORM	E	No	EPA 8260B	7/24/2017 12:41:00 PM	<0.80	ug/L	0.80ug/L
034418	CHLOROMETHANE (METHYL CHLORIDE)	E	No	EPA 8260B	7/24/2017 12:41:00 PM	<0.82	ug/L	0.82ug/L
077093	CIS-1,2-DICHLOROETHENE	E	No	EPA 8260B	7/24/2017 12:41:00 PM	<0.53	ug/L	0.53ug/L
034704	CIS-1,3-DICHLOROPROPENE	E	No	EPA 8260B	7/24/2017 12:41:00 PM	<0.59	ug/L	0.59ug/L
032105	DIBROMOCHLOROMETHANE	E	No	EPA 8260B	7/24/2017 12:41:00 PM	<0.44	ug/L	0.44ug/L
077596	DIBROMOMETHANE	E	No	EPA 8260B	7/24/2017 12:41:00 PM	<0.84	ug/L	0.84ug/L
034423	DICHLOROMETHANE	E	No	EPA 8260B	7/24/2017 12:41:00 PM	<2.0	ug/L	2.0ug/L
034371	ETHYLBENZENE	E	No	EPA 8260B	7/24/2017 12:41:00 PM	<0.69	ug/L	0.69ug/L
085795	M&P- XYLENES	E	No	EPA 8260B	7/24/2017 12:41:00 PM	<1.3	ug/L	1.3ug/L
081595	METHYL ETHYL KETONE	E	No	EPA 8260B	7/24/2017 12:41:00 PM	<4.5	ug/L	4.5ug/L
077424	METHYL IODIDE	E	No	EPA 8260B	7/24/2017 12:41:00 PM	<0.72	ug/L	0.72ug/L
077135	O-XYLENES	E	No	EPA 8260B	7/24/2017 12:41:00 PM	<0.53	ug/L	0.53ug/L
077128	STYRENE	E	No	EPA 8260B	7/24/2017 12:41:00 PM	<0.61	ug/L	0.61ug/L
034475	TETRACHLOROETHENE	E	No	EPA 8260B	7/24/2017 12:41:00 PM	<0.76	ug/L	0.76ug/L
034010	TOLUENE	E	No	EPA 8260B	7/24/2017 12:41:00 PM	<0.72	ug/L	0.72ug/L
034546	TRANS-1,2-DICHLOROETHENE	E	No	EPA 8260B	7/24/2017 12:41:00 PM	<0.73	ug/L	0.73ug/L
034699	TRANS-1,3-DICHLOROPROPENE	E	No	EPA 8260B	7/24/2017 12:41:00 PM	<0.73	ug/L	0.73ug/L
039180	TRICHLOROETHENE	E	No	EPA 8260B	7/24/2017 12:41:00 PM	<0.89	ug/L	0.89ug/L
034488	TRICHLOROFLUOROMETHANE	E	No	EPA 8260B	7/24/2017 12:41:00 PM	<0.94	ug/L	0.94ug/L
077057	VINYL ACETATE	E	No	EPA 8260B	7/24/2017 12:41:00 PM	<0.60	ug/L	0.60ug/L
039175	VINYL CHLORIDE	E	No	EPA 8260B	7/24/2017 12:41:00 PM	<0.71	ug/L	0.71ug/L
034020	XYLENES	E	No	EPA 8260B	7/24/2017 12:41:00 PM	<1.3	ug/L	1.3ug/L
070300	TOTAL DISSOLVED SOLIDS	E	No	SM 2540C-1997	7/26/2017 8:50:00 PM	<10	mg/L	10mg/L

* Attach Laboratory Reports

Citrus County Central Landfill
Parameter Monitoring Report

PART III Analytical Results

Facility WACS #: SWD/09/39859

Test Site ID #:

Well Name: TRIP1 (AA04834-05)

Classification of Ground Water:

Ground Water Elevation (NGVD):

Sampling Date/Time: 7/18/2017

Report Period: SECOND SEMIANNUAL 2017

Well Purged:

Well Type:
[ ] Background [ ] Intermediate
[ ] Compliance [ ] Water Supply
[ ] Detection [ ] Piezometer
[ ] Assessment [ ] Leachate
[X] Other [ ] Surface Water

STORET CODE	PARAMETER MONITORED	SAMPLING METHOD	FIELD FILTERED	ANALYSIS METHOD	ANALYSIS DATE/TIME	ANALYSIS RESULT *	UNITS	DETECTION LIMIT/UNITS
049263	(E)-1,4-DICHLORO-2-BUTENE		No	EPA 8260B	7/20/2017 7:34:00 PM	<0.79	ug/L	0.79ug/L
077562	1,1,1,2-TETRACHLOROETHANE		No	EPA 8260B	7/20/2017 7:34:00 PM	<0.61	ug/L	0.61ug/L
034506	1,1,1-TRICHLOROETHANE		No	EPA 8260B	7/20/2017 7:34:00 PM	<0.80	ug/L	0.80ug/L
034516	1,1,2,2-TETRACHLOROETHANE		No	EPA 8260B	7/20/2017 7:34:00 PM	<0.54	ug/L	0.54ug/L
034511	1,1,2-TRICHLOROETHANE		No	EPA 8260B	7/20/2017 7:34:00 PM	<0.76	ug/L	0.76ug/L
034496	1,1-DICHLOROETHANE		No	EPA 8260B	7/20/2017 7:34:00 PM	<0.62	ug/L	0.62ug/L
034501	1,1-DICHLOROETHENE		No	EPA 8260B	7/20/2017 7:34:00 PM	<0.94	ug/L	0.94ug/L
077443	1,2,3-TRICHLOROPROPANE		No	EPA 8260B	7/20/2017 7:34:00 PM	<0.64	ug/L	0.64ug/L
034536	1,2-DICHLOROBENZENE		No	EPA 8260B	7/20/2017 7:34:00 PM	<0.73	ug/L	0.73ug/L
034531	1,2-DICHLOROETHANE		No	EPA 8260B	7/20/2017 7:34:00 PM	<0.63	ug/L	0.63ug/L
034541	1,2-DICHLOROPROPANE		No	EPA 8260B	7/20/2017 7:34:00 PM	<0.80	ug/L	0.80ug/L
034571	1,4-DICHLOROBENZENE		No	EPA 8260B	7/20/2017 7:34:00 PM	<0.76	ug/L	0.76ug/L
077103	2-HEXANONE		No	EPA 8260B	7/20/2017 7:34:00 PM	<1.4	ug/L	1.4ug/L
078133	4-METHYL-2-PENTANONE		No	EPA 8260B	7/20/2017 7:34:00 PM	<0.79	ug/L	0.79ug/L
081552	ACETONE		No	EPA 8260B	7/20/2017 7:34:00 PM	18 I	ug/L	10ug/L
034215	ACRYLONITRILE		No	EPA 8260B	7/20/2017 7:34:00 PM	<3.2	ug/L	3.2ug/L
034030	BENZENE		No	EPA 8260B	7/20/2017 7:34:00 PM	<0.71	ug/L	0.71ug/L
073085	BROMOCHLOROMETHANE		No	EPA 8260B	7/20/2017 7:34:00 PM	<0.94	ug/L	0.94ug/L
032101	BROMODICHLOROMETHANE		No	EPA 8260B	7/20/2017 7:34:00 PM	<0.52	ug/L	0.52ug/L
032104	BROMOFORM		No	EPA 8260B	7/20/2017 7:34:00 PM	<0.75	ug/L	0.75ug/L
034413	BROMOMETHANE (METHYL BROMIDE)		No	EPA 8260B	7/20/2017 7:34:00 PM	<0.95	ug/L	0.95ug/L
077041	CARBON DISULFIDE		No	EPA 8260B	7/20/2017 7:34:00 PM	<2.6	ug/L	2.6ug/L
032102	CARBON TETRACHLORIDE		No	EPA 8260B	7/20/2017 7:34:00 PM	<0.94	ug/L	0.94ug/L
034301	CHLOROBENZENE		No	EPA 8260B	7/20/2017 7:34:00 PM	<0.72	ug/L	0.72ug/L
034311	CHLOROETHANE		No	EPA 8260B	7/20/2017 7:34:00 PM	<0.98	ug/L	0.98ug/L
032106	CHLOROFORM		No	EPA 8260B	7/20/2017 7:34:00 PM	<0.80	ug/L	0.80ug/L
034418	CHLOROMETHANE (METHYL CHLORIDE)		No	EPA 8260B	7/20/2017 7:34:00 PM	<0.82	ug/L	0.82ug/L
077093	CIS-1,2-DICHLOROETHENE		No	EPA 8260B	7/20/2017 7:34:00 PM	<0.53	ug/L	0.53ug/L
034704	CIS-1,3-DICHLOROPROPENE		No	EPA 8260B	7/20/2017 7:34:00 PM	<0.59	ug/L	0.59ug/L
032105	DIBROMOCHLOROMETHANE		No	EPA 8260B	7/20/2017 7:34:00 PM	<0.44	ug/L	0.44ug/L
077596	DIBROMOMETHANE		No	EPA 8260B	7/20/2017 7:34:00 PM	<0.84	ug/L	0.84ug/L
034423	DICHLOROMETHANE		No	EPA 8260B	7/20/2017 7:34:00 PM	<2.0	ug/L	2.0ug/L
034371	ETHYLBENZENE		No	EPA 8260B	7/20/2017 7:34:00 PM	<0.69	ug/L	0.69ug/L
085795	M&P- XYLENES		No	EPA 8260B	7/20/2017 7:34:00 PM	<1.3	ug/L	1.3ug/L
081595	METHYL ETHYL KETONE		No	EPA 8260B	7/20/2017 7:34:00 PM	<4.5	ug/L	4.5ug/L
077424	METHYL IODIDE		No	EPA 8260B	7/20/2017 7:34:00 PM	<0.72	ug/L	0.72ug/L
077135	O-XYLENES		No	EPA 8260B	7/20/2017 7:34:00 PM	<0.53	ug/L	0.53ug/L
077128	STYRENE		No	EPA 8260B	7/20/2017 7:34:00 PM	<0.61	ug/L	0.61ug/L
034475	TETRACHLOROETHENE		No	EPA 8260B	7/20/2017 7:34:00 PM	<0.76	ug/L	0.76ug/L
034010	TOLUENE		No	EPA 8260B	7/20/2017 7:34:00 PM	<0.72	ug/L	0.72ug/L
034546	TRANS-1,2-DICHLOROETHENE		No	EPA 8260B	7/20/2017 7:34:00 PM	<0.73	ug/L	0.73ug/L
034699	TRANS-1,3-DICHLOROPROPENE		No	EPA 8260B	7/20/2017 7:34:00 PM	<0.73	ug/L	0.73ug/L
039180	TRICHLOROETHENE		No	EPA 8260B	7/20/2017 7:34:00 PM	<0.89	ug/L	0.89ug/L
034488	TRICHLOROFLUOROMETHANE		No	EPA 8260B	7/20/2017 7:34:00 PM	<0.94	ug/L	0.94ug/L
077057	VINYL ACETATE		No	EPA 8260B	7/20/2017 7:34:00 PM	<0.60	ug/L	0.60ug/L

* Attach Laboratory Reports

Citrus County Central Landfill
Parameter Monitoring Report

PART III Analytical Results

Facility WACS #: **SWD/09/39859**

Test Site ID #:

Well Name: **TRIP1** **(AA04834-05)**

Classification of Ground Water:

Ground Water Elevation (NGVD):

Sampling Date/Time: **7/18/2017**

Report Period: **SECOND SEMIANNUAL 2017**

Well Purged:

Well Type:
[ ] Background [ ] Intermediate
[ ] Compliance [ ] Water Supply
[ ] Detection [ ] Piezometer
[ ] Assessment [ ] Leachate
[X] Other [ ] Surface Water

STORET CODE	PARAMETER MONITORED	SAMPLING METHOD	FIELD FILTERED	ANALYSIS METHOD	ANALYSIS DATE/TIME	ANALYSIS RESULT *	UNITS	DETECTION LIMIT/UNITS
039175	VINYL CHLORIDE		No	EPA 8260B	7/20/2017 7:34:00 PM	<0.71	ug/L	0.71ug/L
034020	XYLENES		No	EPA 8260B	7/20/2017 7:34:00 PM	<1.3	ug/L	1.3ug/L

* Attach Laboratory Reports

Citrus County Central Landfill
Parameter Monitoring Report

PART III Analytical Results

Facility WACS #: SWD/09/39859

Test Site ID #:

Well Name: TRIP2 (AA05272-05)

Classification of Ground Water:

Ground Water Elevation (NGVD):

Sampling Date/Time: 7/19/2017

Report Period: SECOND SEMIANNUAL 2017

Well Purged:

Well Type:
[ ] Background [ ] Intermediate
[ ] Compliance [ ] Water Supply
[ ] Detection [ ] Piezometer
[ ] Assessment [ ] Leachate
[X] Other [ ] Surface Water

STORET CODE	PARAMETER MONITORED	SAMPLING METHOD	FIELD FILTERED	ANALYSIS METHOD	ANALYSIS DATE/TIME	ANALYSIS RESULT *	UNITS	DETECTION LIMIT/UNITS
049263	(E)-1,4-DICHLORO-2-BUTENE		No	EPA 8260B	7/21/2017 3:31:00 PM	<0.79	ug/L	0.79ug/L
077562	1,1,1,2-TETRACHLOROETHANE		No	EPA 8260B	7/21/2017 3:31:00 PM	<0.61	ug/L	0.61ug/L
034506	1,1,1-TRICHLOROETHANE		No	EPA 8260B	7/21/2017 3:31:00 PM	<0.80	ug/L	0.80ug/L
034516	1,1,2,2-TETRACHLOROETHANE		No	EPA 8260B	7/21/2017 3:31:00 PM	<0.54	ug/L	0.54ug/L
034511	1,1,2-TRICHLOROETHANE		No	EPA 8260B	7/21/2017 3:31:00 PM	<0.76	ug/L	0.76ug/L
034496	1,1-DICHLOROETHANE		No	EPA 8260B	7/21/2017 3:31:00 PM	<0.62	ug/L	0.62ug/L
034501	1,1-DICHLOROETHENE		No	EPA 8260B	7/21/2017 3:31:00 PM	<0.94	ug/L	0.94ug/L
077443	1,2,3-TRICHLOROPROPANE		No	EPA 8260B	7/21/2017 3:31:00 PM	<0.64	ug/L	0.64ug/L
034536	1,2-DICHLOROBENZENE		No	EPA 8260B	7/21/2017 3:31:00 PM	<0.73	ug/L	0.73ug/L
034531	1,2-DICHLOROETHANE		No	EPA 8260B	7/21/2017 3:31:00 PM	<0.63	ug/L	0.63ug/L
034541	1,2-DICHLOROPROPANE		No	EPA 8260B	7/21/2017 3:31:00 PM	<0.80	ug/L	0.80ug/L
034571	1,4-DICHLOROBENZENE		No	EPA 8260B	7/21/2017 3:31:00 PM	<0.76	ug/L	0.76ug/L
077103	2-HEXANONE		No	EPA 8260B	7/21/2017 3:31:00 PM	<1.4	ug/L	1.4ug/L
078133	4-METHYL-2-PENTANONE		No	EPA 8260B	7/21/2017 3:31:00 PM	<0.79	ug/L	0.79ug/L
081552	ACETONE		No	EPA 8260B	7/21/2017 3:31:00 PM	10 I	ug/L	10ug/L
034215	ACRYLONITRILE		No	EPA 8260B	7/21/2017 3:31:00 PM	<3.2	ug/L	3.2ug/L
034030	BENZENE		No	EPA 8260B	7/21/2017 3:31:00 PM	<0.71	ug/L	0.71ug/L
073085	BROMOCHLOROMETHANE		No	EPA 8260B	7/21/2017 3:31:00 PM	<0.94	ug/L	0.94ug/L
032101	BROMODICHLOROMETHANE		No	EPA 8260B	7/21/2017 3:31:00 PM	<0.52	ug/L	0.52ug/L
032104	BROMOFORM		No	EPA 8260B	7/21/2017 3:31:00 PM	<0.75	ug/L	0.75ug/L
034413	BROMOMETHANE (METHYL BROMIDE)		No	EPA 8260B	7/21/2017 3:31:00 PM	<0.95	ug/L	0.95ug/L
077041	CARBON DISULFIDE		No	EPA 8260B	7/21/2017 3:31:00 PM	<2.6	ug/L	2.6ug/L
032102	CARBON TETRACHLORIDE		No	EPA 8260B	7/21/2017 3:31:00 PM	<0.94	ug/L	0.94ug/L
034301	CHLOROBENZENE		No	EPA 8260B	7/21/2017 3:31:00 PM	<0.72	ug/L	0.72ug/L
034311	CHLOROETHANE		No	EPA 8260B	7/21/2017 3:31:00 PM	<0.98	ug/L	0.98ug/L
032106	CHLOROFORM		No	EPA 8260B	7/21/2017 3:31:00 PM	<0.80	ug/L	0.80ug/L
034418	CHLOROMETHANE (METHYL CHLORIDE)		No	EPA 8260B	7/21/2017 3:31:00 PM	<0.82	ug/L	0.82ug/L
077093	CIS-1,2-DICHLOROETHENE		No	EPA 8260B	7/21/2017 3:31:00 PM	<0.53	ug/L	0.53ug/L
034704	CIS-1,3-DICHLOROPROPENE		No	EPA 8260B	7/21/2017 3:31:00 PM	<0.59	ug/L	0.59ug/L
032105	DIBROMOCHLOROMETHANE		No	EPA 8260B	7/21/2017 3:31:00 PM	<0.44	ug/L	0.44ug/L
077596	DIBROMOMETHANE		No	EPA 8260B	7/21/2017 3:31:00 PM	<0.84	ug/L	0.84ug/L
034423	DICHLOROMETHANE		No	EPA 8260B	7/21/2017 3:31:00 PM	<2.0	ug/L	2.0ug/L
034371	ETHYLBENZENE		No	EPA 8260B	7/21/2017 3:31:00 PM	<0.69	ug/L	0.69ug/L
085795	M&P- XYLENES		No	EPA 8260B	7/21/2017 3:31:00 PM	<1.3	ug/L	1.3ug/L
081595	METHYL ETHYL KETONE		No	EPA 8260B	7/21/2017 3:31:00 PM	<4.5	ug/L	4.5ug/L
077424	METHYL IODIDE		No	EPA 8260B	7/21/2017 3:31:00 PM	<0.72	ug/L	0.72ug/L
077135	O-XYLENES		No	EPA 8260B	7/21/2017 3:31:00 PM	<0.53	ug/L	0.53ug/L
077128	STYRENE		No	EPA 8260B	7/21/2017 3:31:00 PM	<0.61	ug/L	0.61ug/L
034475	TETRACHLOROETHENE		No	EPA 8260B	7/21/2017 3:31:00 PM	<0.76	ug/L	0.76ug/L
034010	TOLUENE		No	EPA 8260B	7/21/2017 3:31:00 PM	<0.72	ug/L	0.72ug/L
034546	TRANS-1,2-DICHLOROETHENE		No	EPA 8260B	7/21/2017 3:31:00 PM	<0.73	ug/L	0.73ug/L
034699	TRANS-1,3-DICHLOROPROPENE		No	EPA 8260B	7/21/2017 3:31:00 PM	<0.73	ug/L	0.73ug/L
039180	TRICHLOROETHENE		No	EPA 8260B	7/21/2017 3:31:00 PM	<0.89	ug/L	0.89ug/L
034488	TRICHLOROFLUOROMETHANE		No	EPA 8260B	7/21/2017 3:31:00 PM	<0.94	ug/L	0.94ug/L
077057	VINYL ACETATE		No	EPA 8260B	7/21/2017 3:31:00 PM	<0.60	ug/L	0.60ug/L

* Attach Laboratory Reports

Citrus County Central Landfill
Parameter Monitoring Report

PART III Analytical Results

Facility WACS #: **SWD/09/39859**

Test Site ID #:

Well Name: **TRIP2** **(AA05272-05)**

Classification of Ground Water:

Ground Water Elevation (NGVD):

Sampling Date/Time: **7/19/2017**

Report Period: **SECOND SEMIANNUAL 2017**

Well Purged:

Well Type:
[ ] Background [ ] Intermediate
[ ] Compliance [ ] Water Supply
[ ] Detection [ ] Piezometer
[ ] Assessment [ ] Leachate
[X] Other [ ] Surface Water

STORET CODE	PARAMETER MONITORED	SAMPLING METHOD	FIELD FILTERED	ANALYSIS METHOD	ANALYSIS DATE/TIME	ANALYSIS RESULT *	UNITS	DETECTION LIMIT/UNITS
039175	VINYL CHLORIDE		No	EPA 8260B	7/21/2017 3:31:00 PM	<0.71	ug/L	0.71ug/L
034020	XYLENES		No	EPA 8260B	7/21/2017 3:31:00 PM	<1.3	ug/L	1.3ug/L

* Attach Laboratory Reports

Citrus County Central Landfill
Parameter Monitoring Report

PART III Analytical Results

Facility WACS #: SWD/09/39859

Test Site ID #:

Well Name: TRIP3 (AA05298-06)

Classification of Ground Water:

Ground Water Elevation (NGVD):

Sampling Date/Time: 7/20/2017

Report Period: SECOND SEMIANNUAL 2017

Well Purged:

Well Type:
[ ] Background [ ] Intermediate
[ ] Compliance [ ] Water Supply
[ ] Detection [ ] Piezometer
[ ] Assessment [ ] Leachate
[X] Other [ ] Surface Water

STORET CODE	PARAMETER MONITORED	SAMPLING METHOD	FIELD FILTERED	ANALYSIS METHOD	ANALYSIS DATE/TIME	ANALYSIS RESULT *	UNITS	DETECTION LIMIT/UNITS
049263	(E)-1,4-DICHLORO-2-BUTENE		No	EPA 8260B	7/24/2017 2:11:00 PM	<0.79	ug/L	0.79ug/L
077562	1,1,1,2-TETRACHLOROETHANE		No	EPA 8260B	7/24/2017 2:11:00 PM	<0.61	ug/L	0.61ug/L
034506	1,1,1-TRICHLOROETHANE		No	EPA 8260B	7/24/2017 2:11:00 PM	<0.80	ug/L	0.80ug/L
034516	1,1,2,2-TETRACHLOROETHANE		No	EPA 8260B	7/24/2017 2:11:00 PM	<0.54	ug/L	0.54ug/L
034511	1,1,2-TRICHLOROETHANE		No	EPA 8260B	7/24/2017 2:11:00 PM	<0.76	ug/L	0.76ug/L
034496	1,1-DICHLOROETHANE		No	EPA 8260B	7/24/2017 2:11:00 PM	<0.62	ug/L	0.62ug/L
034501	1,1-DICHLOROETHENE		No	EPA 8260B	7/24/2017 2:11:00 PM	<0.94	ug/L	0.94ug/L
077443	1,2,3-TRICHLOROPROPANE		No	EPA 8260B	7/24/2017 2:11:00 PM	<0.64	ug/L	0.64ug/L
034536	1,2-DICHLOROBENZENE		No	EPA 8260B	7/24/2017 2:11:00 PM	<0.73	ug/L	0.73ug/L
034531	1,2-DICHLOROETHANE		No	EPA 8260B	7/24/2017 2:11:00 PM	<0.63	ug/L	0.63ug/L
034541	1,2-DICHLOROPROPANE		No	EPA 8260B	7/24/2017 2:11:00 PM	<0.80	ug/L	0.80ug/L
034571	1,4-DICHLOROBENZENE		No	EPA 8260B	7/24/2017 2:11:00 PM	<0.76	ug/L	0.76ug/L
077103	2-HEXANONE		No	EPA 8260B	7/24/2017 2:11:00 PM	<1.4	ug/L	1.4ug/L
078133	4-METHYL-2-PENTANONE		No	EPA 8260B	7/24/2017 2:11:00 PM	<0.79	ug/L	0.79ug/L
081552	ACETONE		No	EPA 8260B	7/24/2017 2:11:00 PM	38	ug/L	10ug/L
034215	ACRYLONITRILE		No	EPA 8260B	7/24/2017 2:11:00 PM	<3.2	ug/L	3.2ug/L
034030	BENZENE		No	EPA 8260B	7/24/2017 2:11:00 PM	<0.71	ug/L	0.71ug/L
073085	BROMOCHLOROMETHANE		No	EPA 8260B	7/24/2017 2:11:00 PM	<0.94	ug/L	0.94ug/L
032101	BROMODICHLOROMETHANE		No	EPA 8260B	7/24/2017 2:11:00 PM	<0.52	ug/L	0.52ug/L
032104	BROMOFORM		No	EPA 8260B	7/24/2017 2:11:00 PM	<0.75	ug/L	0.75ug/L
034413	BROMOMETHANE (METHYL BROMIDE)		No	EPA 8260B	7/24/2017 2:11:00 PM	<0.95	ug/L	0.95ug/L
077041	CARBON DISULFIDE		No	EPA 8260B	7/24/2017 2:11:00 PM	<2.6	ug/L	2.6ug/L
032102	CARBON TETRACHLORIDE		No	EPA 8260B	7/24/2017 2:11:00 PM	<0.94	ug/L	0.94ug/L
034301	CHLOROBENZENE		No	EPA 8260B	7/24/2017 2:11:00 PM	<0.72	ug/L	0.72ug/L
034311	CHLOROETHANE		No	EPA 8260B	7/24/2017 2:11:00 PM	<0.98	ug/L	0.98ug/L
032106	CHLOROFORM		No	EPA 8260B	7/24/2017 2:11:00 PM	<0.80	ug/L	0.80ug/L
034418	CHLOROMETHANE (METHYL CHLORIDE)		No	EPA 8260B	7/24/2017 2:11:00 PM	<0.82	ug/L	0.82ug/L
077093	CIS-1,2-DICHLOROETHENE		No	EPA 8260B	7/24/2017 2:11:00 PM	<0.53	ug/L	0.53ug/L
034704	CIS-1,3-DICHLOROPROPENE		No	EPA 8260B	7/24/2017 2:11:00 PM	<0.59	ug/L	0.59ug/L
032105	DIBROMOCHLOROMETHANE		No	EPA 8260B	7/24/2017 2:11:00 PM	<0.44	ug/L	0.44ug/L
077596	DIBROMOMETHANE		No	EPA 8260B	7/24/2017 2:11:00 PM	<0.84	ug/L	0.84ug/L
034423	DICHLOROMETHANE		No	EPA 8260B	7/24/2017 2:11:00 PM	<2.0	ug/L	2.0ug/L
034371	ETHYLBENZENE		No	EPA 8260B	7/24/2017 2:11:00 PM	<0.69	ug/L	0.69ug/L
085795	M&P- XYLENES		No	EPA 8260B	7/24/2017 2:11:00 PM	<1.3	ug/L	1.3ug/L
081595	METHYL ETHYL KETONE		No	EPA 8260B	7/24/2017 2:11:00 PM	<4.5	ug/L	4.5ug/L
077424	METHYL IODIDE		No	EPA 8260B	7/24/2017 2:11:00 PM	<0.72	ug/L	0.72ug/L
077135	O-XYLENES		No	EPA 8260B	7/24/2017 2:11:00 PM	<0.53	ug/L	0.53ug/L
077128	STYRENE		No	EPA 8260B	7/24/2017 2:11:00 PM	<0.61	ug/L	0.61ug/L
034475	TETRACHLOROETHENE		No	EPA 8260B	7/24/2017 2:11:00 PM	<0.76	ug/L	0.76ug/L
034010	TOLUENE		No	EPA 8260B	7/24/2017 2:11:00 PM	<0.72	ug/L	0.72ug/L
034546	TRANS-1,2-DICHLOROETHENE		No	EPA 8260B	7/24/2017 2:11:00 PM	<0.73	ug/L	0.73ug/L
034699	TRANS-1,3-DICHLOROPROPENE		No	EPA 8260B	7/24/2017 2:11:00 PM	<0.73	ug/L	0.73ug/L
039180	TRICHLOROETHENE		No	EPA 8260B	7/24/2017 2:11:00 PM	<0.89	ug/L	0.89ug/L
034488	TRICHLOROFLUOROMETHANE		No	EPA 8260B	7/24/2017 2:11:00 PM	<0.94	ug/L	0.94ug/L
077057	VINYL ACETATE		No	EPA 8260B	7/24/2017 2:11:00 PM	<0.60	ug/L	0.60ug/L

* Attach Laboratory Reports

Citrus County Central Landfill
Parameter Monitoring Report

PART III Analytical Results

Facility WACS #: **SWD/09/39859**

Test Site ID #:

Well Name: **TRIP3** **(AA05298-06)**

Classification of Ground Water:

Ground Water Elevation (NGVD):

Sampling Date/Time: **7/20/2017**

Report Period: **SECOND SEMIANNUAL 2017**

Well Purged:

Well Type:
[ ] Background [ ] Intermediate
[ ] Compliance [ ] Water Supply
[ ] Detection [ ] Piezometer
[ ] Assessment [ ] Leachate
[X] Other [ ] Surface Water

STORET CODE	PARAMETER MONITORED	SAMPLING METHOD	FIELD FILTERED	ANALYSIS METHOD	ANALYSIS DATE/TIME	ANALYSIS RESULT *	UNITS	DETECTION LIMIT/UNITS
039175	VINYL CHLORIDE		No	EPA 8260B	7/24/2017 2:11:00 PM	<0.71	ug/L	0.71ug/L
034020	XYLENES		No	EPA 8260B	7/24/2017 2:11:00 PM	<1.3	ug/L	1.3ug/L

* Attach Laboratory Reports

ATTACHMENT 5

ORIGINAL LABORATORY DATA INCLUDING CHAIN-OF-CUSTODY FORMS

ENCO Laboratories

Accurate. Timely. Responsive. Innovative.

10775 Central Port Drive
Orlando FL, 32824
Phone: 407.826.5314 FAX: 407.850.6945

Friday, September 15, 2017
Jones Edmunds & Associates, Inc. (JO006)
Attn: Elizabeth Kennelley
730 N.E.Waldo Road Bldg.A
Gainesville, FL 32641

RE: Laboratory Results for
Project Number: 03860-056-01, Project Name/Desc: Citrus Co. LF
ENCO Workorder(s): AA04834

Dear Elizabeth Kennelley,

Enclosed is a copy of your laboratory report for test samples received by our laboratory on Wednesday, July 19, 2017.

Unless otherwise noted in an attached project narrative, all samples were received in acceptable condition and processed in accordance with the referenced methods/procedures. Results for these procedures apply only to the samples as submitted.

The analytical results contained in this report are in compliance with NELAC standards, except as noted in the project narrative. This report shall not be reproduced except in full, without the written approval of the Laboratory.

This report contains only those analyses performed by Environmental Conservation Laboratories. Unless otherwise noted, all analyses were performed at ENCO Orlando. Data from outside organizations will be reported under separate cover.

If you have any questions or require further information, please do not hesitate to contact me.

Sincerely,

Carlene S. Pasipanki

Carlene S Pasipanki For David Camacho

Project Manager

Enclosure(s)

www.encolabs.com

SAMPLE SUMMARY/LABORATORY CHRONICLE

Client ID: MW-17 **Lab ID: AA04834-01** **Sampled: 07/18/17 11:58** **Received: 07/19/17 10:50**

Parameter	Hold Date/Time(s)				Prep Date/Time(s)		Analysis Date/Time(s)
EPA 300.0	07/20/17	11:58			07/19/17	18:47	07/20/17 01:17
EPA 300.0	08/15/17				07/19/17	18:47	07/20/17 01:17
EPA 350.1	08/15/17				07/25/17	08:18	07/25/17 13:50
EPA 6020A	01/14/18				07/19/17	13:41	08/03/17 11:21
EPA 6020A	01/14/18				07/19/17	13:41	08/04/17 08:31
EPA 7470A	08/15/17				07/25/17	15:05	07/26/17 07:53
EPA 8011	08/01/17				07/20/17	13:15	07/20/17 15:15
EPA 8260B	08/01/17				07/20/17	00:00	07/20/17 14:10
Field	07/18/17	12:12			07/18/17	11:58	07/18/17 11:58
Field	07/19/17	11:58	07/19/17	11:58	07/18/17	11:58	07/18/17 11:58
Field	07/20/17	11:58			07/18/17	11:58	07/18/17 11:58
SM 2540C-1997	07/25/17				07/19/17	18:52	07/20/17 22:25

Client ID: MW-15 **Lab ID: AA04834-02** **Sampled: 07/18/17 13:12** **Received: 07/19/17 10:50**

Parameter	Hold Date/Time(s)				Prep Date/Time(s)		Analysis Date/Time(s)
EPA 300.0	07/20/17	13:12			07/19/17	18:47	07/20/17 01:33
EPA 300.0	08/15/17				07/19/17	18:47	07/20/17 01:33
EPA 350.1	08/15/17				07/25/17	08:18	07/25/17 13:56
EPA 6020A	01/14/18				07/19/17	13:41	08/03/17 11:25
EPA 6020A	01/14/18				07/19/17	13:41	08/04/17 08:33
EPA 7470A	08/15/17				07/25/17	15:05	07/26/17 07:56
EPA 8011	08/01/17				07/20/17	13:15	07/20/17 15:31
EPA 8260B	08/01/17				07/20/17	00:00	07/20/17 14:41
Field	07/18/17	13:26			07/18/17	13:12	07/18/17 13:12
Field	07/19/17	13:12	07/19/17	13:12	07/18/17	13:12	07/18/17 13:12
Field	07/20/17	13:12			07/18/17	13:12	07/18/17 13:12
SM 2540C-1997	07/25/17				07/19/17	18:52	07/20/17 22:25

Client ID: MW-14 **Lab ID: AA04834-03** **Sampled: 07/18/17 14:17** **Received: 07/19/17 10:50**

Parameter	Hold Date/Time(s)				Prep Date/Time(s)		Analysis Date/Time(s)
EPA 300.0	07/20/17	14:17			07/19/17	18:47	07/20/17 01:48
EPA 300.0	08/15/17				07/19/17	18:47	07/20/17 01:48
EPA 350.1	08/15/17				07/25/17	08:18	07/25/17 13:59
EPA 6020A	01/14/18				07/19/17	13:41	08/03/17 11:28
EPA 6020A	01/14/18				07/19/17	13:41	08/04/17 08:34
EPA 7470A	08/15/17				07/25/17	15:05	07/26/17 07:59
EPA 8011	08/01/17				07/20/17	13:15	07/20/17 15:47
EPA 8260B	08/01/17				07/20/17	00:00	07/20/17 15:11
Field	07/18/17	14:31			07/18/17	14:17	07/18/17 14:17
Field	07/19/17	14:17	07/19/17	14:17	07/18/17	14:17	07/18/17 14:17
Field	07/20/17	14:17			07/18/17	14:17	07/18/17 14:17
SM 2540C-1997	07/25/17				07/19/17	18:52	07/20/17 22:25

Client ID: MW-13 **Lab ID: AA04834-04** **Sampled: 07/18/17 15:52** **Received: 07/19/17 10:50**

Parameter	Hold Date/Time(s)				Prep Date/Time(s)		Analysis Date/Time(s)
EPA 300.0	07/20/17	15:52			07/19/17	18:47	07/20/17 02:04
EPA 300.0	08/15/17				07/19/17	18:47	07/20/17 02:04
EPA 350.1	08/15/17				07/25/17	08:18	07/25/17 14:00
EPA 6020A	01/14/18				07/19/17	13:41	08/03/17 11:32
EPA 6020A	01/14/18				07/19/17	13:41	08/04/17 08:36
EPA 7470A	08/15/17				07/25/17	15:05	07/26/17 08:02
EPA 8011	08/01/17				07/20/17	13:15	07/20/17 16:04
EPA 8260B	08/01/17				07/20/17	00:00	07/20/17 15:42
Field	07/18/17	16:06			07/18/17	15:52	07/18/17 15:52
Field	07/19/17	15:52	07/19/17	15:52	07/18/17	15:52	07/18/17 15:52
Field	07/20/17	15:52			07/18/17	15:52	07/18/17 15:52
SM 2540C-1997	07/25/17				07/19/17	18:52	07/20/17 22:25

This report relates only to the sample as received by the laboratory, and may only be reproduced in full.

www.encolabs.com

SAMPLE SUMMARY/LABORATORY CHRONICLE

Client ID: TRIP BLANK 1 **Lab ID: AA04834-05** **Sampled: 07/18/17 00:00** **Received: 07/19/17 10:50**

Parameter	Hold Date/Time(s)	Prep Date/Time(s)	Analysis Date/Time(s)
EPA 8260B	08/01/17	07/20/17 00:00	07/20/17 19:34

This report relates only to the sample as received by the laboratory, and may only be reproduced in full.

www.encolabs.com

SAMPLE DETECTION SUMMARY

Client ID: MW-17 **Lab ID: AA04834-01**

Analyte	Results	Flag	MDL	PQL	Units	Method	Notes
1,4-Dichlorobenzene	1.4		0.76	1.0	ug/L	EPA 8260B	
Acetone	14	I	10	20	ug/L	EPA 8260B	O-01
Ammonia as N	0.60		0.0073	0.020	mg/L	EPA 350.1	QM-07
Chloride	3.0	I	0.29	5.0	mg/L	EPA 300.0	
Cobalt - Total	3.75	I	2.10	10.0	ug/L	EPA 6020A	
Depth to Water	105.91				Ft	Field	
Dissolved Oxygen	0.27		0	0	mg/L	Field	
Iodomethane	2.4	I	0.72	5.0	ug/L	EPA 8260B	
Iron - Total	34200		380	500	ug/L	EPA 6020A	
pH	5.60				pH Units	Field	
Sodium - Total	2.37		0.320	1.00	mg/L	EPA 6020A	
Specific Conductance (EC)	182		0	0	umhos/cm	Field	
Temperature	23.3		0	0	°C	Field	
Total Dissolved Solids	120		10	10	mg/L	SM 2540C-1997	
Turbidity	1.53		0	0	NTU	Field	

Client ID: MW-15 **Lab ID: AA04834-02**

Analyte	Results	Flag	MDL	PQL	Units	Method	Notes
Acetone	13	I	10	20	ug/L	EPA 8260B	O-01
Ammonia as N	0.056		0.0073	0.020	mg/L	EPA 350.1	
Chloride	2.6	I	0.29	5.0	mg/L	EPA 300.0	
cis-1,2-Dichloroethene	2.0		0.53	1.0	ug/L	EPA 8260B	
Depth to Water	118.48				Ft	Field	
Dissolved Oxygen	0.28		0	0	mg/L	Field	
Iodomethane	1.4	I	0.72	5.0	ug/L	EPA 8260B	
Iron - Total	7380		190	250	ug/L	EPA 6020A	
Oxidation/Reduction Potential	85.6		-999	-999	mV	Field	
pH	4.86				pH Units	Field	
Sodium - Total	2.07		0.320	1.00	mg/L	EPA 6020A	
Specific Conductance (EC)	50		0	0	umhos/cm	Field	
Temperature	22.2		0	0	°C	Field	
Total Dissolved Solids	46		10	10	mg/L	SM 2540C-1997	
Turbidity	0.77		0	0	NTU	Field	

Client ID: MW-14 **Lab ID: AA04834-03**

Analyte	Results	Flag	MDL	PQL	Units	Method	Notes
Chloride	3.2	I	0.29	5.0	mg/L	EPA 300.0	
Depth to Water	103.62				Ft	Field	
Dissolved Oxygen	0.40		0	0	mg/L	Field	
Iodomethane	1.1	I	0.72	5.0	ug/L	EPA 8260B	
Nitrate as N	0.080	I	0.052	1.0	mg/L	EPA 300.0	
Oxidation/Reduction Potential	92.2		-999	-999	mV	Field	
pH	6.96				pH Units	Field	
Sodium - Total	3.16		0.320	1.00	mg/L	EPA 6020A	
Specific Conductance (EC)	488		0	0	umhos/cm	Field	
Temperature	22.7		0	0	°C	Field	
Total Dissolved Solids	290		10	10	mg/L	SM 2540C-1997	
Turbidity	0.95		0	0	NTU	Field	
Vanadium - Total	2.46	I	2.00	10.0	ug/L	EPA 6020A	

This report relates only to the sample as received by the laboratory, and may only be reproduced in full.

SAMPLE DETECTION SUMMARY

Client ID: MW-13 **Lab ID: AA04834-04**

Analyte	Results	Flag	MDL	PQL	Units	Method	Notes
1,4-Dichlorobenzene	1.4		0.76	1.0	ug/L	EPA 8260B	
Chloride	3.8	I	0.29	5.0	mg/L	EPA 300.0	
cis-1,2-Dichloroethene	1.2		0.53	1.0	ug/L	EPA 8260B	
Cobalt - Total	2.34	I	2.10	10.0	ug/L	EPA 6020A	
Depth to Water	106.96				Ft	Field	
Dissolved Oxygen	0.16		0	0	mg/L	Field	
Iron - Total	2980		38.0	50.0	ug/L	EPA 6020A	
Oxidation/Reduction Potential	59.4		-999	-999	mV	Field	
pH	5.31				pH Units	Field	
Sodium - Total	2.42		0.320	1.00	mg/L	EPA 6020A	
Specific Conductance (EC)	66		0	0	umhos/cm	Field	
Temperature	22.4		0	0	°C	Field	
Total Dissolved Solids	54		10	10	mg/L	SM 2540C-1997	
Turbidity	1.42		0	0	NTU	Field	

Client ID: TRIP BLANK 1 **Lab ID: AA04834-05**

Analyte	Results	Flag	MDL	PQL	Units	Method	Notes
Acetone	18	I	10	20	ug/L	EPA 8260B	J-05, O-01

This report relates only to the sample as received by the laboratory, and may only be reproduced in full.

www.encolabs.com

ANALYTICAL RESULTS

Description: MW-17 | **Lab Sample ID:** AA04834-01 | **Received:** 07/19/17 10:50

Matrix: Ground Water | **Sampled:** 07/18/17 11:58 | **Work Order:** AA04834

Project: Citrus Co. LF | **Sampled By:** Steve Messick

Volatile Organic Compounds by GCMS

^ - ENCO Orlando certified analyte [NELAC E83182]

Analyte [CAS Number]	Results	Flag	Units	DF	MDL	PQL	Batch	Method	Analyzed	By	Notes
1,1,1,2-Tetrachloroethane [630-20-6]^	0.61	U	ug/L	1	0.61	1.0	7G20017	EPA 8260B	07/20/17 14:10	KKW	
1,1,1-Trichloroethane [71-55-6]^	0.80	U	ug/L	1	0.80	1.0	7G20017	EPA 8260B	07/20/17 14:10	KKW	
1,1,2,2-Tetrachloroethane [79-34-5]^	0.54	U	ug/L	1	0.54	1.0	7G20017	EPA 8260B	07/20/17 14:10	KKW	
1,1,2-Trichloroethane [79-00-5]^	0.76	U	ug/L	1	0.76	1.0	7G20017	EPA 8260B	07/20/17 14:10	KKW	
1,1-Dichloroethane [75-34-3]^	0.62	U	ug/L	1	0.62	1.0	7G20017	EPA 8260B	07/20/17 14:10	KKW	
1,1-Dichloroethene [75-35-4]^	0.94	U	ug/L	1	0.94	1.0	7G20017	EPA 8260B	07/20/17 14:10	KKW	
1,2,3-Trichloropropane [96-18-4]^	0.64	U	ug/L	1	0.64	1.0	7G20017	EPA 8260B	07/20/17 14:10	KKW	
1,2-Dichlorobenzene [95-50-1]^	0.73	U	ug/L	1	0.73	1.0	7G20017	EPA 8260B	07/20/17 14:10	KKW	
1,2-Dichloroethane [107-06-2]^	0.63	U	ug/L	1	0.63	1.0	7G20017	EPA 8260B	07/20/17 14:10	KKW	
1,2-Dichloropropane [78-87-5]^	0.80	U	ug/L	1	0.80	1.0	7G20017	EPA 8260B	07/20/17 14:10	KKW	
1,4-Dichlorobenzene [106-46-7]^	**1.4**		ug/L	1	0.76	1.0	7G20017	EPA 8260B	07/20/17 14:10	KKW	
2-Butanone [78-93-3]^	4.5	U	ug/L	1	4.5	5.0	7G20017	EPA 8260B	07/20/17 14:10	KKW	
2-Hexanone [591-78-6]^	1.4	U	ug/L	1	1.4	5.0	7G20017	EPA 8260B	07/20/17 14:10	KKW	
4-Methyl-2-pentanone [108-10-1]^	0.79	U	ug/L	1	0.79	5.0	7G20017	EPA 8260B	07/20/17 14:10	KKW	
Acetone [67-64-1]^	**14**	I	ug/L	1	10	20	7G20017	EPA 8260B	07/20/17 14:10	KKW	O-01
Acrylonitrile [107-13-1]^	3.2	U	ug/L	1	3.2	10	7G20017	EPA 8260B	07/20/17 14:10	KKW	
Benzene [71-43-2]^	0.71	U	ug/L	1	0.71	1.0	7G20017	EPA 8260B	07/20/17 14:10	KKW	
Bromochloromethane [74-97-5]^	0.94	U	ug/L	1	0.94	1.0	7G20017	EPA 8260B	07/20/17 14:10	KKW	
Bromodichloromethane [75-27-4]^	0.52	U	ug/L	1	0.52	1.0	7G20017	EPA 8260B	07/20/17 14:10	KKW	
Bromoform [75-25-2]^	0.75	U	ug/L	1	0.75	1.0	7G20017	EPA 8260B	07/20/17 14:10	KKW	
Bromomethane [74-83-9]^	0.95	U	ug/L	1	0.95	1.0	7G20017	EPA 8260B	07/20/17 14:10	KKW	
Carbon disulfide [75-15-0]^	2.6	U	ug/L	1	2.6	5.0	7G20017	EPA 8260B	07/20/17 14:10	KKW	
Carbon tetrachloride [56-23-5]^	0.94	U	ug/L	1	0.94	1.0	7G20017	EPA 8260B	07/20/17 14:10	KKW	
Chlorobenzene [108-90-7]^	0.72	U	ug/L	1	0.72	1.0	7G20017	EPA 8260B	07/20/17 14:10	KKW	
Chloroethane [75-00-3]^	0.98	U	ug/L	1	0.98	1.0	7G20017	EPA 8260B	07/20/17 14:10	KKW	
Chloroform [67-66-3]^	0.80	U	ug/L	1	0.80	1.0	7G20017	EPA 8260B	07/20/17 14:10	KKW	
Chloromethane [74-87-3]^	0.82	U	ug/L	1	0.82	1.0	7G20017	EPA 8260B	07/20/17 14:10	KKW	
cis-1,2-Dichloroethene [156-59-2]^	0.53	U	ug/L	1	0.53	1.0	7G20017	EPA 8260B	07/20/17 14:10	KKW	
cis-1,3-Dichloropropene [10061-01-5]^	0.59	U	ug/L	1	0.59	1.0	7G20017	EPA 8260B	07/20/17 14:10	KKW	
Dibromochloromethane [124-48-1]^	0.44	U	ug/L	1	0.44	1.0	7G20017	EPA 8260B	07/20/17 14:10	KKW	
Dibromomethane [74-95-3]^	0.84	U	ug/L	1	0.84	1.0	7G20017	EPA 8260B	07/20/17 14:10	KKW	
Ethylbenzene [100-41-4]^	0.69	U	ug/L	1	0.69	1.0	7G20017	EPA 8260B	07/20/17 14:10	KKW	
Iodomethane [74-88-4]^	**2.4**	I	ug/L	1	0.72	5.0	7G20017	EPA 8260B	07/20/17 14:10	KKW	
m,p-Xylenes [108-38-3/106-42-3]^	1.3	U	ug/L	1	1.3	2.0	7G20017	EPA 8260B	07/20/17 14:10	KKW	
Methylene chloride [75-09-2]^	2.0	U	ug/L	1	2.0	5.0	7G20017	EPA 8260B	07/20/17 14:10	KKW	
o-Xylene [95-47-6]^	0.53	U	ug/L	1	0.53	1.0	7G20017	EPA 8260B	07/20/17 14:10	KKW	
Styrene [100-42-5]^	0.61	U	ug/L	1	0.61	1.0	7G20017	EPA 8260B	07/20/17 14:10	KKW	
Tetrachloroethene [127-18-4]^	0.76	U	ug/L	1	0.76	1.0	7G20017	EPA 8260B	07/20/17 14:10	KKW	
Toluene [108-88-3]^	0.72	U	ug/L	1	0.72	1.0	7G20017	EPA 8260B	07/20/17 14:10	KKW	
trans-1,2-Dichloroethene [156-60-5]^	0.73	U	ug/L	1	0.73	1.0	7G20017	EPA 8260B	07/20/17 14:10	KKW	
trans-1,3-Dichloropropene [10061-02-6]^	0.73	U	ug/L	1	0.73	1.0	7G20017	EPA 8260B	07/20/17 14:10	KKW	
trans-1,4-Dichloro-2-butene [110-57-6]^	0.79	U	ug/L	1	0.79	1.0	7G20017	EPA 8260B	07/20/17 14:10	KKW	
Trichloroethene [79-01-6]^	0.89	U	ug/L	1	0.89	1.0	7G20017	EPA 8260B	07/20/17 14:10	KKW	
Trichlorofluoromethane [75-69-4]^	0.94	U	ug/L	1	0.94	1.0	7G20017	EPA 8260B	07/20/17 14:10	KKW	
Vinyl acetate [108-05-4]^	0.60	U	ug/L	1	0.60	5.0	7G20017	EPA 8260B	07/20/17 14:10	KKW	
Vinyl chloride [75-01-4]^	0.71	U	ug/L	1	0.71	1.0	7G20017	EPA 8260B	07/20/17 14:10	KKW	
Xylenes (Total) [1330-20-7]^	1.3	U	ug/L	1	1.3	2.0	7G20017	EPA 8260B	07/20/17 14:10	KKW	

This report relates only to the sample as received by the laboratory, and may only be reproduced in full.

www.encolabs.com

ANALYTICAL RESULTS

Description: MW-17	**Lab Sample ID:** AA04834-01	**Received:** 07/19/17 10:50
Matrix: Ground Water	**Sampled:** 07/18/17 11:58	**Work Order:** AA04834
Project: Citrus Co. LF	**Sampled By:** Steve Messick	

Volatile Organic Compounds by GCMS

^ - ENCO Orlando certified analyte [NELAC E83182]

Surrogates	Results	DF	Spike Lvl	% Rec	% Rec Limits	Batch	Method	Analyzed	By	Notes
4-Bromofluorobenzene	*57*	*1*	*50.0*	*113 %*	*41-142*	*7G20017*	*EPA 8260B*	*07/20/17 14:10*	*KKW*	
Dibromofluoromethane	*51*	*1*	*50.0*	*102 %*	*53-146*	*7G20017*	*EPA 8260B*	*07/20/17 14:10*	*KKW*	
Toluene-d8	*51*	*1*	*50.0*	*102 %*	*41-146*	*7G20017*	*EPA 8260B*	*07/20/17 14:10*	*KKW*	

Semivolatile Organic Compounds by GC

^ - ENCO Orlando certified analyte [NELAC E83182]

Analyte [CAS Number]	Results	Flag	Units	DF	MDL	PQL	Batch	Method	Analyzed	By	Notes
1,2-Dibromo-3-chloropropane [96-12-8]^	0.012	U	ug/L	1	0.012	0.020	7G20024	EPA 8011	07/20/17 15:15	RGG	
1,2-Dibromoethane [106-93-4]^	0.004	U	ug/L	1	0.004	0.020	7G20024	EPA 8011	07/20/17 15:15	RGG	

Surrogates	Results	DF	Spike Lvl	% Rec	% Rec Limits	Batch	Method	Analyzed	By	Notes
1,1,1,2-Tetrachloroethane	*0.31*	*1*	*0.250*	*124 %*	*70-130*	*7G20024*	*EPA 8011*	*07/20/17 15:15*	*RGG*	

Metals by EPA 6000/7000 Series Methods

^ - ENCO Orlando certified analyte [NELAC E83182]

Analyte [CAS Number]	Results	Flag	Units	DF	MDL	PQL	Batch	Method	Analyzed	By	Notes
Mercury [7439-97-6]^	0.0230	U	ug/L	1	0.0230	0.200	7G18009	EPA 7470A	07/26/17 07:53	IR	

Metals (total recoverable) by EPA 6000/7000 Series Methods

^ - ENCO Orlando certified analyte [NELAC E83182]

Analyte [CAS Number]	Results	Flag	Units	DF	MDL	PQL	Batch	Method	Analyzed	By	Notes
Antimony [7440-36-0]^	2.50	U	ug/L	1	2.50	5.00	7G19029	EPA 6020A	08/03/17 11:21	JMA	
Arsenic [7440-38-2]^	6.10	U	ug/L	1	6.10	10.0	7G19029	EPA 6020A	08/03/17 11:21	JMA	
Barium [7440-39-3]^	20.0	U	ug/L	1	20.0	100	7G19029	EPA 6020A	08/03/17 11:21	JMA	
Beryllium [7440-41-7]^	0.940	U	ug/L	1	0.940	1.00	7G19029	EPA 6020A	08/03/17 11:21	JMA	
Cadmium [7440-43-9]^	0.900	U	ug/L	1	0.900	3.00	7G19029	EPA 6020A	08/03/17 11:21	JMA	
Chromium [7440-47-3]^	4.50	U	ug/L	1	4.50	10.0	7G19029	EPA 6020A	08/03/17 11:21	JMA	
Cobalt [7440-48-4]^	**3.75**	I	ug/L	1	2.10	10.0	7G19029	EPA 6020A	08/03/17 11:21	JMA	
Copper [7440-50-8]^	2.20	U	ug/L	1	2.20	10.0	7G19029	EPA 6020A	08/03/17 11:21	JMA	
Iron [7439-89-6]^	**34200**		ug/L	10	380	500	7G19029	EPA 6020A	08/04/17 08:31	JMA	
Lead [7439-92-1]^	1.60	U	ug/L	1	1.60	5.00	7G19029	EPA 6020A	08/03/17 11:21	JMA	
Nickel [7440-02-0]^	3.20	U	ug/L	1	3.20	10.0	7G19029	EPA 6020A	08/03/17 11:21	JMA	
Selenium [7782-49-2]^	6.50	U	ug/L	1	6.50	10.0	7G19029	EPA 6020A	08/03/17 11:21	JMA	
Silver [7440-22-4]^	0.290	U	ug/L	1	0.290	1.00	7G19029	EPA 6020A	08/03/17 11:21	JMA	
Sodium [7440-23-5]^	**2.37**		mg/L	1	0.320	1.00	7G19029	EPA 6020A	08/03/17 11:21	JMA	
Thallium [7440-28-0]^	0.580	U	ug/L	1	0.580	1.00	7G19029	EPA 6020A	08/03/17 11:21	JMA	
Vanadium [7440-62-2]^	2.00	U	ug/L	1	2.00	10.0	7G19029	EPA 6020A	08/03/17 11:21	JMA	
Zinc [7440-66-6]^	16.0	U	ug/L	1	16.0	50.0	7G19029	EPA 6020A	08/03/17 11:21	JMA	

This report relates only to the sample as received by the laboratory, and may only be reproduced in full.

www.encolabs.com

ANALYTICAL RESULTS

Description: MW-17 | **Lab Sample ID:** AA04834-01 | **Received:** 07/19/17 10:50

Matrix: Ground Water | **Sampled:** 07/18/17 11:58 | **Work Order:** AA04834

Project: Citrus Co. LF | **Sampled By:** Steve Messick

Classical Chemistry Parameters

^ - ENCO Orlando certified analyte [NELAC E83182]

Analyte [CAS Number]	Results	Flag	Units	DF	MDL	PQL	Batch	Method	Analyzed	By	Notes
Ammonia as N [7664-41-7]^	**0.60**		mg/L	1	0.0073	0.020	7G25010	EPA 350.1	07/25/17 13:50	CRG	QM-07
Chloride [16887-00-6]^	**3.0**	I	mg/L	1	0.29	5.0	7G19002	EPA 300.0	07/20/17 01:17	RSA	
Nitrate as N [14797-55-8]^	0.052	U	mg/L	1	0.052	1.0	7G19002	EPA 300.0	07/20/17 01:17	RSA	
Total Dissolved Solids^	**120**		mg/L	1	10	10	7G19035	SM 2540C-1997	07/20/17 22:25	AH	

Field Parameters

Analyte [CAS Number]	Results	Flag	Units	DF	MDL	PQL	Batch	Method	Analyzed	By	Notes
Depth to Water	**105.91**		Ft	1			7G21014	Field	07/18/17 11:58	CSP	
Dissolved Oxygen	**0.27**		mg/L	1	0	0	7G21014	Field	07/18/17 11:58	CSP	
Oxidation/Reduction Potential	**-34.2**		mV	1	-999	-999	7G21014	Field	07/18/17 11:58	CSP	
pH	**5.60**		pH Units	1			7G21014	Field	07/18/17 11:58	CSP	
Specific Conductance (EC)	**182**		umhos/cm	1	0	0	7G21014	Field	07/18/17 11:58	CSP	
Temperature	**23.3**		°C	1	0	0	7G21014	Field	07/18/17 11:58	CSP	
Turbidity	**1.53**		NTU	1	0	0	7G21014	Field	07/18/17 11:58	CSP	

This report relates only to the sample as received by the laboratory, and may only be reproduced in full.

www.encolabs.com

ANALYTICAL RESULTS

Description: MW-15 | **Lab Sample ID:** AA04834-02 | **Received:** 07/19/17 10:50

Matrix: Ground Water | **Sampled:** 07/18/17 13:12 | **Work Order:** AA04834

Project: Citrus Co. LF | **Sampled By:** Steve Messick

Volatile Organic Compounds by GCMS

^ - ENCO Orlando certified analyte [NELAC E83182]

Analyte [CAS Number]	Results	Flag	Units	DF	MDL	PQL	Batch	Method	Analyzed	By	Notes
1,1,1,2-Tetrachloroethane [630-20-6]^	0.61	U	ug/L	1	0.61	1.0	7G20017	EPA 8260B	07/20/17 14:41	KKW	
1,1,1-Trichloroethane [71-55-6]^	0.80	U	ug/L	1	0.80	1.0	7G20017	EPA 8260B	07/20/17 14:41	KKW	
1,1,2,2-Tetrachloroethane [79-34-5]^	0.54	U	ug/L	1	0.54	1.0	7G20017	EPA 8260B	07/20/17 14:41	KKW	
1,1,2-Trichloroethane [79-00-5]^	0.76	U	ug/L	1	0.76	1.0	7G20017	EPA 8260B	07/20/17 14:41	KKW	
1,1-Dichloroethane [75-34-3]^	0.62	U	ug/L	1	0.62	1.0	7G20017	EPA 8260B	07/20/17 14:41	KKW	
1,1-Dichloroethene [75-35-4]^	0.94	U	ug/L	1	0.94	1.0	7G20017	EPA 8260B	07/20/17 14:41	KKW	
1,2,3-Trichloropropane [96-18-4]^	0.64	U	ug/L	1	0.64	1.0	7G20017	EPA 8260B	07/20/17 14:41	KKW	
1,2-Dichlorobenzene [95-50-1]^	0.73	U	ug/L	1	0.73	1.0	7G20017	EPA 8260B	07/20/17 14:41	KKW	
1,2-Dichloroethane [107-06-2]^	0.63	U	ug/L	1	0.63	1.0	7G20017	EPA 8260B	07/20/17 14:41	KKW	
1,2-Dichloropropane [78-87-5]^	0.80	U	ug/L	1	0.80	1.0	7G20017	EPA 8260B	07/20/17 14:41	KKW	
1,4-Dichlorobenzene [106-46-7]^	0.76	U	ug/L	1	0.76	1.0	7G20017	EPA 8260B	07/20/17 14:41	KKW	
2-Butanone [78-93-3]^	4.5	U	ug/L	1	4.5	5.0	7G20017	EPA 8260B	07/20/17 14:41	KKW	
2-Hexanone [591-78-6]^	1.4	U	ug/L	1	1.4	5.0	7G20017	EPA 8260B	07/20/17 14:41	KKW	
4-Methyl-2-pentanone [108-10-1]^	0.79	U	ug/L	1	0.79	5.0	7G20017	EPA 8260B	07/20/17 14:41	KKW	
Acetone [67-64-1]^	**13**	I	ug/L	1	10	20	7G20017	EPA 8260B	07/20/17 14:41	KKW	O-01
Acrylonitrile [107-13-1]^	3.2	U	ug/L	1	3.2	10	7G20017	EPA 8260B	07/20/17 14:41	KKW	
Benzene [71-43-2]^	0.71	U	ug/L	1	0.71	1.0	7G20017	EPA 8260B	07/20/17 14:41	KKW	
Bromochloromethane [74-97-5]^	0.94	U	ug/L	1	0.94	1.0	7G20017	EPA 8260B	07/20/17 14:41	KKW	
Bromodichloromethane [75-27-4]^	0.52	U	ug/L	1	0.52	1.0	7G20017	EPA 8260B	07/20/17 14:41	KKW	
Bromoform [75-25-2]^	0.75	U	ug/L	1	0.75	1.0	7G20017	EPA 8260B	07/20/17 14:41	KKW	
Bromomethane [74-83-9]^	0.95	U	ug/L	1	0.95	1.0	7G20017	EPA 8260B	07/20/17 14:41	KKW	
Carbon disulfide [75-15-0]^	2.6	U	ug/L	1	2.6	5.0	7G20017	EPA 8260B	07/20/17 14:41	KKW	
Carbon tetrachloride [56-23-5]^	0.94	U	ug/L	1	0.94	1.0	7G20017	EPA 8260B	07/20/17 14:41	KKW	
Chlorobenzene [108-90-7]^	0.72	U	ug/L	1	0.72	1.0	7G20017	EPA 8260B	07/20/17 14:41	KKW	
Chloroethane [75-00-3]^	0.98	U	ug/L	1	0.98	1.0	7G20017	EPA 8260B	07/20/17 14:41	KKW	
Chloroform [67-66-3]^	0.80	U	ug/L	1	0.80	1.0	7G20017	EPA 8260B	07/20/17 14:41	KKW	
Chloromethane [74-87-3]^	0.82	U	ug/L	1	0.82	1.0	7G20017	EPA 8260B	07/20/17 14:41	KKW	
cis-1,2-Dichloroethene [156-59-2]^	**2.0**		ug/L	1	0.53	1.0	7G20017	EPA 8260B	07/20/17 14:41	KKW	
cis-1,3-Dichloropropene [10061-01-5]^	0.59	U	ug/L	1	0.59	1.0	7G20017	EPA 8260B	07/20/17 14:41	KKW	
Dibromochloromethane [124-48-1]^	0.44	U	ug/L	1	0.44	1.0	7G20017	EPA 8260B	07/20/17 14:41	KKW	
Dibromomethane [74-95-3]^	0.84	U	ug/L	1	0.84	1.0	7G20017	EPA 8260B	07/20/17 14:41	KKW	
Ethylbenzene [100-41-4]^	0.69	U	ug/L	1	0.69	1.0	7G20017	EPA 8260B	07/20/17 14:41	KKW	
Iodomethane [74-88-4]^	**1.4**	I	ug/L	1	0.72	5.0	7G20017	EPA 8260B	07/20/17 14:41	KKW	
m,p-Xylenes [108-38-3/106-42-3]^	1.3	U	ug/L	1	1.3	2.0	7G20017	EPA 8260B	07/20/17 14:41	KKW	
Methylene chloride [75-09-2]^	2.0	U	ug/L	1	2.0	5.0	7G20017	EPA 8260B	07/20/17 14:41	KKW	
o-Xylene [95-47-6]^	0.53	U	ug/L	1	0.53	1.0	7G20017	EPA 8260B	07/20/17 14:41	KKW	
Styrene [100-42-5]^	0.61	U	ug/L	1	0.61	1.0	7G20017	EPA 8260B	07/20/17 14:41	KKW	
Tetrachloroethene [127-18-4]^	0.76	U	ug/L	1	0.76	1.0	7G20017	EPA 8260B	07/20/17 14:41	KKW	
Toluene [108-88-3]^	0.72	U	ug/L	1	0.72	1.0	7G20017	EPA 8260B	07/20/17 14:41	KKW	
trans-1,2-Dichloroethene [156-60-5]^	0.73	U	ug/L	1	0.73	1.0	7G20017	EPA 8260B	07/20/17 14:41	KKW	
trans-1,3-Dichloropropene [10061-02-6]^	0.73	U	ug/L	1	0.73	1.0	7G20017	EPA 8260B	07/20/17 14:41	KKW	
trans-1,4-Dichloro-2-butene [110-57-6]^	0.79	U	ug/L	1	0.79	1.0	7G20017	EPA 8260B	07/20/17 14:41	KKW	
Trichloroethene [79-01-6]^	0.89	U	ug/L	1	0.89	1.0	7G20017	EPA 8260B	07/20/17 14:41	KKW	
Trichlorofluoromethane [75-69-4]^	0.94	U	ug/L	1	0.94	1.0	7G20017	EPA 8260B	07/20/17 14:41	KKW	
Vinyl acetate [108-05-4]^	0.60	U	ug/L	1	0.60	5.0	7G20017	EPA 8260B	07/20/17 14:41	KKW	
Vinyl chloride [75-01-4]^	0.71	U	ug/L	1	0.71	1.0	7G20017	EPA 8260B	07/20/17 14:41	KKW	
Xylenes (Total) [1330-20-7]^	1.3	U	ug/L	1	1.3	2.0	7G20017	EPA 8260B	07/20/17 14:41	KKW	

This report relates only to the sample as received by the laboratory, and may only be reproduced in full.

www.encolabs.com

ANALYTICAL RESULTS

Description:	MW-15	**Lab Sample ID:**	AA04834-02	**Received:**	07/19/17 10:50
Matrix:	Ground Water	**Sampled:**	07/18/17 13:12	**Work Order:**	AA04834
Project:	Citrus Co. LF	**Sampled By:**	Steve Messick		

Volatile Organic Compounds by GCMS

^ - ENCO Orlando certified analyte [NELAC E83182]

Surrogates	Results	DF	Spike Lvl	% Rec	% Rec Limits	Batch	Method	Analyzed	By	Notes
4-Bromofluorobenzene	*54*	*1*	*50.0*	*108 %*	*41-142*	*7G20017*	*EPA 8260B*	*07/20/17 14:41*	*KKW*	
Dibromofluoromethane	*52*	*1*	*50.0*	*105 %*	*53-146*	*7G20017*	*EPA 8260B*	*07/20/17 14:41*	*KKW*	
Toluene-d8	*52*	*1*	*50.0*	*103 %*	*41-146*	*7G20017*	*EPA 8260B*	*07/20/17 14:41*	*KKW*	

Semivolatile Organic Compounds by GC

^ - ENCO Orlando certified analyte [NELAC E83182]

Analyte [CAS Number]	Results	Flag	Units	DF	MDL	PQL	Batch	Method	Analyzed	By	Notes
1,2-Dibromo-3-chloropropane [96-12-8]^	0.012	U	ug/L	1	0.012	0.020	7G20024	EPA 8011	07/20/17 15:31	RGG	
1,2-Dibromoethane [106-93-4]^	0.004	U	ug/L	1	0.004	0.020	7G20024	EPA 8011	07/20/17 15:31	RGG	

Surrogates	Results	DF	Spike Lvl	% Rec	% Rec Limits	Batch	Method	Analyzed	By	Notes
1,1,1,2-Tetrachloroethane	*0.31*	*1*	*0.250*	*124 %*	*70-130*	*7G20024*	*EPA 8011*	*07/20/17 15:31*	*RGG*	

Metals by EPA 6000/7000 Series Methods

^ - ENCO Orlando certified analyte [NELAC E83182]

Analyte [CAS Number]	Results	Flag	Units	DF	MDL	PQL	Batch	Method	Analyzed	By	Notes
Mercury [7439-97-6]^	0.0230	U	ug/L	1	0.0230	0.200	7G18009	EPA 7470A	07/26/17 07:56	IR	

Metals (total recoverable) by EPA 6000/7000 Series Methods

^ - ENCO Orlando certified analyte [NELAC E83182]

Analyte [CAS Number]	Results	Flag	Units	DF	MDL	PQL	Batch	Method	Analyzed	By	Notes
Antimony [7440-36-0]^	2.50	U	ug/L	1	2.50	5.00	7G19029	EPA 6020A	08/03/17 11:25	JMA	
Arsenic [7440-38-2]^	6.10	U	ug/L	1	6.10	10.0	7G19029	EPA 6020A	08/03/17 11:25	JMA	
Barium [7440-39-3]^	20.0	U	ug/L	1	20.0	100	7G19029	EPA 6020A	08/03/17 11:25	JMA	
Beryllium [7440-41-7]^	0.940	U	ug/L	1	0.940	1.00	7G19029	EPA 6020A	08/03/17 11:25	JMA	
Cadmium [7440-43-9]^	0.900	U	ug/L	1	0.900	3.00	7G19029	EPA 6020A	08/03/17 11:25	JMA	
Chromium [7440-47-3]^	4.50	U	ug/L	1	4.50	10.0	7G19029	EPA 6020A	08/03/17 11:25	JMA	
Cobalt [7440-48-4]^	2.10	U	ug/L	1	2.10	10.0	7G19029	EPA 6020A	08/03/17 11:25	JMA	
Copper [7440-50-8]^	2.20	U	ug/L	1	2.20	10.0	7G19029	EPA 6020A	08/03/17 11:25	JMA	
Iron [7439-89-6]^	**7380**		ug/L	5	190	250	7G19029	EPA 6020A	08/04/17 08:33	JMA	
Lead [7439-92-1]^	1.60	U	ug/L	1	1.60	5.00	7G19029	EPA 6020A	08/03/17 11:25	JMA	
Nickel [7440-02-0]^	3.20	U	ug/L	1	3.20	10.0	7G19029	EPA 6020A	08/03/17 11:25	JMA	
Selenium [7782-49-2]^	6.50	U	ug/L	1	6.50	10.0	7G19029	EPA 6020A	08/03/17 11:25	JMA	
Silver [7440-22-4]^	0.290	U	ug/L	1	0.290	1.00	7G19029	EPA 6020A	08/03/17 11:25	JMA	
Sodium [7440-23-5]^	**2.07**		mg/L	1	0.320	1.00	7G19029	EPA 6020A	08/03/17 11:25	JMA	
Thallium [7440-28-0]^	0.580	U	ug/L	1	0.580	1.00	7G19029	EPA 6020A	08/03/17 11:25	JMA	
Vanadium [7440-62-2]^	2.00	U	ug/L	1	2.00	10.0	7G19029	EPA 6020A	08/03/17 11:25	JMA	
Zinc [7440-66-6]^	16.0	U	ug/L	1	16.0	50.0	7G19029	EPA 6020A	08/03/17 11:25	JMA	

This report relates only to the sample as received by the laboratory, and may only be reproduced in full.

www.encolabs.com

ANALYTICAL RESULTS

Description: MW-15 | **Lab Sample ID:** AA04834-02 | **Received:** 07/19/17 10:50

Matrix: Ground Water | **Sampled:** 07/18/17 13:12 | **Work Order:** AA04834

Project: Citrus Co. LF | **Sampled By:** Steve Messick

Classical Chemistry Parameters

^ - ENCO Orlando certified analyte [NELAC E83182]

Analyte [CAS Number]	Results	Flag	Units	DF	MDL	PQL	Batch	Method	Analyzed	By	Notes
Ammonia as N [7664-41-7]^	**0.056**		mg/L	1	0.0073	0.020	7G25010	EPA 350.1	07/25/17 13:56	CRG	
Chloride [16887-00-6]^	**2.6**	I	mg/L	1	0.29	5.0	7G19002	EPA 300.0	07/20/17 01:33	RSA	
Nitrate as N [14797-55-8]^	0.052	U	mg/L	1	0.052	1.0	7G19002	EPA 300.0	07/20/17 01:33	RSA	
Total Dissolved Solids^	**46**		mg/L	1	10	10	7G19035	SM 2540C-1997	07/20/17 22:25	AH	

Field Parameters

Analyte [CAS Number]	Results	Flag	Units	DF	MDL	PQL	Batch	Method	Analyzed	By	Notes
Depth to Water	**118.48**		Ft	1			7G21014	Field	07/18/17 13:12	CSP	
Dissolved Oxygen	**0.28**		mg/L	1	0	0	7G21014	Field	07/18/17 13:12	CSP	
Oxidation/Reduction Potential	**85.6**		mV	1	-999	-999	7G21014	Field	07/18/17 13:12	CSP	
pH	**4.86**		pH Units	1			7G21014	Field	07/18/17 13:12	CSP	
Specific Conductance (EC)	**50**		umhos/cm	1	0	0	7G21014	Field	07/18/17 13:12	CSP	
Temperature	**22.2**		°C	1	0	0	7G21014	Field	07/18/17 13:12	CSP	
Turbidity	**0.77**		NTU	1	0	0	7G21014	Field	07/18/17 13:12	CSP	

This report relates only to the sample as received by the laboratory, and may only be reproduced in full.

www.encolabs.com

ANALYTICAL RESULTS

Description: MW-14 | **Lab Sample ID:** AA04834-03 | **Received:** 07/19/17 10:50

Matrix: Ground Water | **Sampled:** 07/18/17 14:17 | **Work Order:** AA04834

Project: Citrus Co. LF | **Sampled By:** Steve Messick

Volatile Organic Compounds by GCMS

^ - ENCO Orlando certified analyte [NELAC E83182]

Analyte [CAS Number]	Results	Flag	Units	DF	MDL	PQL	Batch	Method	Analyzed	By	Notes
1,1,1,2-Tetrachloroethane [630-20-6]^	0.61	U	ug/L	1	0.61	1.0	7G20017	EPA 8260B	07/20/17 15:11	KKW	
1,1,1-Trichloroethane [71-55-6]^	0.80	U	ug/L	1	0.80	1.0	7G20017	EPA 8260B	07/20/17 15:11	KKW	
1,1,2,2-Tetrachloroethane [79-34-5]^	0.54	U	ug/L	1	0.54	1.0	7G20017	EPA 8260B	07/20/17 15:11	KKW	
1,1,2-Trichloroethane [79-00-5]^	0.76	U	ug/L	1	0.76	1.0	7G20017	EPA 8260B	07/20/17 15:11	KKW	
1,1-Dichloroethane [75-34-3]^	0.62	U	ug/L	1	0.62	1.0	7G20017	EPA 8260B	07/20/17 15:11	KKW	
1,1-Dichloroethene [75-35-4]^	0.94	U	ug/L	1	0.94	1.0	7G20017	EPA 8260B	07/20/17 15:11	KKW	
1,2,3-Trichloropropane [96-18-4]^	0.64	U	ug/L	1	0.64	1.0	7G20017	EPA 8260B	07/20/17 15:11	KKW	
1,2-Dichlorobenzene [95-50-1]^	0.73	U	ug/L	1	0.73	1.0	7G20017	EPA 8260B	07/20/17 15:11	KKW	
1,2-Dichloroethane [107-06-2]^	0.63	U	ug/L	1	0.63	1.0	7G20017	EPA 8260B	07/20/17 15:11	KKW	
1,2-Dichloropropane [78-87-5]^	0.80	U	ug/L	1	0.80	1.0	7G20017	EPA 8260B	07/20/17 15:11	KKW	
1,4-Dichlorobenzene [106-46-7]^	0.76	U	ug/L	1	0.76	1.0	7G20017	EPA 8260B	07/20/17 15:11	KKW	
2-Butanone [78-93-3]^	4.5	U	ug/L	1	4.5	5.0	7G20017	EPA 8260B	07/20/17 15:11	KKW	
2-Hexanone [591-78-6]^	1.4	U	ug/L	1	1.4	5.0	7G20017	EPA 8260B	07/20/17 15:11	KKW	
4-Methyl-2-pentanone [108-10-1]^	0.79	U	ug/L	1	0.79	5.0	7G20017	EPA 8260B	07/20/17 15:11	KKW	
Acetone [67-64-1]^	10	U	ug/L	1	10	20	7G20017	EPA 8260B	07/20/17 15:11	KKW	
Acrylonitrile [107-13-1]^	3.2	U	ug/L	1	3.2	10	7G20017	EPA 8260B	07/20/17 15:11	KKW	
Benzene [71-43-2]^	0.71	U	ug/L	1	0.71	1.0	7G20017	EPA 8260B	07/20/17 15:11	KKW	
Bromochloromethane [74-97-5]^	0.94	U	ug/L	1	0.94	1.0	7G20017	EPA 8260B	07/20/17 15:11	KKW	
Bromodichloromethane [75-27-4]^	0.52	U	ug/L	1	0.52	1.0	7G20017	EPA 8260B	07/20/17 15:11	KKW	
Bromoform [75-25-2]^	0.75	U	ug/L	1	0.75	1.0	7G20017	EPA 8260B	07/20/17 15:11	KKW	
Bromomethane [74-83-9]^	0.95	U	ug/L	1	0.95	1.0	7G20017	EPA 8260B	07/20/17 15:11	KKW	
Carbon disulfide [75-15-0]^	2.6	U	ug/L	1	2.6	5.0	7G20017	EPA 8260B	07/20/17 15:11	KKW	
Carbon tetrachloride [56-23-5]^	0.94	U	ug/L	1	0.94	1.0	7G20017	EPA 8260B	07/20/17 15:11	KKW	
Chlorobenzene [108-90-7]^	0.72	U	ug/L	1	0.72	1.0	7G20017	EPA 8260B	07/20/17 15:11	KKW	
Chloroethane [75-00-3]^	0.98	U	ug/L	1	0.98	1.0	7G20017	EPA 8260B	07/20/17 15:11	KKW	
Chloroform [67-66-3]^	0.80	U	ug/L	1	0.80	1.0	7G20017	EPA 8260B	07/20/17 15:11	KKW	
Chloromethane [74-87-3]^	0.82	U	ug/L	1	0.82	1.0	7G20017	EPA 8260B	07/20/17 15:11	KKW	
cis-1,2-Dichloroethene [156-59-2]^	0.53	U	ug/L	1	0.53	1.0	7G20017	EPA 8260B	07/20/17 15:11	KKW	
cis-1,3-Dichloropropene [10061-01-5]^	0.59	U	ug/L	1	0.59	1.0	7G20017	EPA 8260B	07/20/17 15:11	KKW	
Dibromochloromethane [124-48-1]^	0.44	U	ug/L	1	0.44	1.0	7G20017	EPA 8260B	07/20/17 15:11	KKW	
Dibromomethane [74-95-3]^	0.84	U	ug/L	1	0.84	1.0	7G20017	EPA 8260B	07/20/17 15:11	KKW	
Ethylbenzene [100-41-4]^	0.69	U	ug/L	1	0.69	1.0	7G20017	EPA 8260B	07/20/17 15:11	KKW	
Iodomethane [74-88-4]^	**1.1**	I	ug/L	1	0.72	5.0	7G20017	EPA 8260B	07/20/17 15:11	KKW	
m,p-Xylenes [108-38-3/106-42-3]^	1.3	U	ug/L	1	1.3	2.0	7G20017	EPA 8260B	07/20/17 15:11	KKW	
Methylene chloride [75-09-2]^	2.0	U	ug/L	1	2.0	5.0	7G20017	EPA 8260B	07/20/17 15:11	KKW	
o-Xylene [95-47-6]^	0.53	U	ug/L	1	0.53	1.0	7G20017	EPA 8260B	07/20/17 15:11	KKW	
Styrene [100-42-5]^	0.61	U	ug/L	1	0.61	1.0	7G20017	EPA 8260B	07/20/17 15:11	KKW	
Tetrachloroethene [127-18-4]^	0.76	U	ug/L	1	0.76	1.0	7G20017	EPA 8260B	07/20/17 15:11	KKW	
Toluene [108-88-3]^	0.72	U	ug/L	1	0.72	1.0	7G20017	EPA 8260B	07/20/17 15:11	KKW	
trans-1,2-Dichloroethene [156-60-5]^	0.73	U	ug/L	1	0.73	1.0	7G20017	EPA 8260B	07/20/17 15:11	KKW	
trans-1,3-Dichloropropene [10061-02-6]^	0.73	U	ug/L	1	0.73	1.0	7G20017	EPA 8260B	07/20/17 15:11	KKW	
trans-1,4-Dichloro-2-butene [110-57-6]^	0.79	U	ug/L	1	0.79	1.0	7G20017	EPA 8260B	07/20/17 15:11	KKW	
Trichloroethene [79-01-6]^	0.89	U	ug/L	1	0.89	1.0	7G20017	EPA 8260B	07/20/17 15:11	KKW	
Trichlorofluoromethane [75-69-4]^	0.94	U	ug/L	1	0.94	1.0	7G20017	EPA 8260B	07/20/17 15:11	KKW	
Vinyl acetate [108-05-4]^	0.60	U	ug/L	1	0.60	5.0	7G20017	EPA 8260B	07/20/17 15:11	KKW	
Vinyl chloride [75-01-4]^	0.71	U	ug/L	1	0.71	1.0	7G20017	EPA 8260B	07/20/17 15:11	KKW	
Xylenes (Total) [1330-20-7]^	1.3	U	ug/L	1	1.3	2.0	7G20017	EPA 8260B	07/20/17 15:11	KKW	

This report relates only to the sample as received by the laboratory, and may only be reproduced in full.

www.encolabs.com

ANALYTICAL RESULTS

Description:	MW-14	**Lab Sample ID:**	AA04834-03	**Received:**	07/19/17 10:50
Matrix:	Ground Water	**Sampled:**	07/18/17 14:17	**Work Order:**	AA04834
Project:	Citrus Co. LF	**Sampled By:**	Steve Messick		

Volatile Organic Compounds by GCMS

^ - ENCO Orlando certified analyte [NELAC E83182]

Surrogates	Results	DF	Spike Lvl	% Rec	% Rec Limits	Batch	Method	Analyzed	By	Notes
4-Bromofluorobenzene	*53*	*1*	*50.0*	*107 %*	*41-142*	*7G20017*	*EPA 8260B*	*07/20/17 15:11*	*KKW*	
Dibromofluoromethane	*51*	*1*	*50.0*	*102 %*	*53-146*	*7G20017*	*EPA 8260B*	*07/20/17 15:11*	*KKW*	
Toluene-d8	*50*	*1*	*50.0*	*101 %*	*41-146*	*7G20017*	*EPA 8260B*	*07/20/17 15:11*	*KKW*	

Semivolatile Organic Compounds by GC

^ - ENCO Orlando certified analyte [NELAC E83182]

Analyte [CAS Number]	Results	Flag	Units	DF	MDL	PQL	Batch	Method	Analyzed	By	Notes
1,2-Dibromo-3-chloropropane [96-12-8]^	0.012	U	ug/L	1	0.012	0.020	7G20024	EPA 8011	07/20/17 15:47	RGG	
1,2-Dibromoethane [106-93-4]^	0.004	U	ug/L	1	0.004	0.020	7G20024	EPA 8011	07/20/17 15:47	RGG	

Surrogates	Results	DF	Spike Lvl	% Rec	% Rec Limits	Batch	Method	Analyzed	By	Notes
1,1,1,2-Tetrachloroethane	*0.28*	*1*	*0.250*	*113 %*	*70-130*	*7G20024*	*EPA 8011*	*07/20/17 15:47*	*RGG*	

Metals by EPA 6000/7000 Series Methods

^ - ENCO Orlando certified analyte [NELAC E83182]

Analyte [CAS Number]	Results	Flag	Units	DF	MDL	PQL	Batch	Method	Analyzed	By	Notes
Mercury [7439-97-6]^	0.0230	U	ug/L	1	0.0230	0.200	7G18009	EPA 7470A	07/26/17 07:59	IR	

Metals (total recoverable) by EPA 6000/7000 Series Methods

^ - ENCO Orlando certified analyte [NELAC E83182]

Analyte [CAS Number]	Results	Flag	Units	DF	MDL	PQL	Batch	Method	Analyzed	By	Notes
Antimony [7440-36-0]^	2.50	U	ug/L	1	2.50	5.00	7G19029	EPA 6020A	08/03/17 11:28	JMA	
Arsenic [7440-38-2]^	6.10	U	ug/L	1	6.10	10.0	7G19029	EPA 6020A	08/03/17 11:28	JMA	
Barium [7440-39-3]^	20.0	U	ug/L	1	20.0	100	7G19029	EPA 6020A	08/03/17 11:28	JMA	
Beryllium [7440-41-7]^	0.940	U	ug/L	1	0.940	1.00	7G19029	EPA 6020A	08/03/17 11:28	JMA	
Cadmium [7440-43-9]^	0.900	U	ug/L	1	0.900	3.00	7G19029	EPA 6020A	08/03/17 11:28	JMA	
Chromium [7440-47-3]^	4.50	U	ug/L	1	4.50	10.0	7G19029	EPA 6020A	08/03/17 11:28	JMA	
Cobalt [7440-48-4]^	2.10	U	ug/L	1	2.10	10.0	7G19029	EPA 6020A	08/03/17 11:28	JMA	
Copper [7440-50-8]^	2.20	U	ug/L	1	2.20	10.0	7G19029	EPA 6020A	08/03/17 11:28	JMA	
Iron [7439-89-6]^	38.0	U	ug/L	1	38.0	50.0	7G19029	EPA 6020A	08/04/17 08:34	JMA	
Lead [7439-92-1]^	1.60	U	ug/L	1	1.60	5.00	7G19029	EPA 6020A	08/03/17 11:28	JMA	
Nickel [7440-02-0]^	3.20	U	ug/L	1	3.20	10.0	7G19029	EPA 6020A	08/03/17 11:28	JMA	
Selenium [7782-49-2]^	6.50	U	ug/L	1	6.50	10.0	7G19029	EPA 6020A	08/03/17 11:28	JMA	
Silver [7440-22-4]^	0.290	U	ug/L	1	0.290	1.00	7G19029	EPA 6020A	08/03/17 11:28	JMA	
Sodium [7440-23-5]^	**3.16**		mg/L	1	0.320	1.00	7G19029	EPA 6020A	08/03/17 11:28	JMA	
Thallium [7440-28-0]^	0.580	U	ug/L	1	0.580	1.00	7G19029	EPA 6020A	08/03/17 11:28	JMA	
Vanadium [7440-62-2]^	**2.46**	I	ug/L	1	2.00	10.0	7G19029	EPA 6020A	08/03/17 11:28	JMA	
Zinc [7440-66-6]^	16.0	U	ug/L	1	16.0	50.0	7G19029	EPA 6020A	08/03/17 11:28	JMA	

This report relates only to the sample as received by the laboratory, and may only be reproduced in full.

www.encolabs.com

ANALYTICAL RESULTS

Description: MW-14 | **Lab Sample ID:** AA04834-03 | **Received:** 07/19/17 10:50

Matrix: Ground Water | **Sampled:** 07/18/17 14:17 | **Work Order:** AA04834

Project: Citrus Co. LF | **Sampled By:** Steve Messick

Classical Chemistry Parameters

^ - ENCO Orlando certified analyte [NELAC E83182]

Analyte [CAS Number]	Results	Flag	Units	DF	MDL	PQL	Batch	Method	Analyzed	By	Notes
Ammonia as N [7664-41-7]^	0.0073	U	mg/L	1	0.0073	0.020	7G25010	EPA 350.1	07/25/17 13:59	CRG	
Chloride [16887-00-6]^	**3.2**	I	mg/L	1	0.29	5.0	7G19002	EPA 300.0	07/20/17 01:48	RSA	
Nitrate as N [14797-55-8]^	**0.080**	I	mg/L	1	0.052	1.0	7G19002	EPA 300.0	07/20/17 01:48	RSA	
Total Dissolved Solids^	**290**		mg/L	1	10	10	7G19035	SM 2540C-1997	07/20/17 22:25	AH	

Field Parameters

Analyte [CAS Number]	Results	Flag	Units	DF	MDL	PQL	Batch	Method	Analyzed	By	Notes
Depth to Water	**103.62**		Ft	1			7G21014	Field	07/18/17 14:17	CSP	
Dissolved Oxygen	**0.40**		mg/L	1	0	0	7G21014	Field	07/18/17 14:17	CSP	
Oxidation/Reduction Potential	**92.2**		mV	1	-999	-999	7G21014	Field	07/18/17 14:17	CSP	
pH	**6.96**		pH Units	1			7G21014	Field	07/18/17 14:17	CSP	
Specific Conductance (EC)	**488**		umhos/cm	1	0	0	7G21014	Field	07/18/17 14:17	CSP	
Temperature	**22.7**		°C	1	0	0	7G21014	Field	07/18/17 14:17	CSP	
Turbidity	**0.95**		NTU	1	0	0	7G21014	Field	07/18/17 14:17	CSP	

This report relates only to the sample as received by the laboratory, and may only be reproduced in full.

www.encolabs.com

ANALYTICAL RESULTS

Description: MW-13 | **Lab Sample ID:** AA04834-04 | **Received:** 07/19/17 10:50

Matrix: Ground Water | **Sampled:** 07/18/17 15:52 | **Work Order:** AA04834

Project: Citrus Co. LF | **Sampled By:** Steve Messick

Volatile Organic Compounds by GCMS

^ - ENCO Orlando certified analyte [NELAC E83182]

Analyte [CAS Number]	Results	Flag	Units	DF	MDL	PQL	Batch	Method	Analyzed	By	Notes
1,1,1,2-Tetrachloroethane [630-20-6]^	0.61	U	ug/L	1	0.61	1.0	7G20017	EPA 8260B	07/20/17 15:42	KKW	
1,1,1-Trichloroethane [71-55-6]^	0.80	U	ug/L	1	0.80	1.0	7G20017	EPA 8260B	07/20/17 15:42	KKW	
1,1,2,2-Tetrachloroethane [79-34-5]^	0.54	U	ug/L	1	0.54	1.0	7G20017	EPA 8260B	07/20/17 15:42	KKW	
1,1,2-Trichloroethane [79-00-5]^	0.76	U	ug/L	1	0.76	1.0	7G20017	EPA 8260B	07/20/17 15:42	KKW	
1,1-Dichloroethane [75-34-3]^	0.62	U	ug/L	1	0.62	1.0	7G20017	EPA 8260B	07/20/17 15:42	KKW	
1,1-Dichloroethene [75-35-4]^	0.94	U	ug/L	1	0.94	1.0	7G20017	EPA 8260B	07/20/17 15:42	KKW	
1,2,3-Trichloropropane [96-18-4]^	0.64	U	ug/L	1	0.64	1.0	7G20017	EPA 8260B	07/20/17 15:42	KKW	
1,2-Dichlorobenzene [95-50-1]^	0.73	U	ug/L	1	0.73	1.0	7G20017	EPA 8260B	07/20/17 15:42	KKW	
1,2-Dichloroethane [107-06-2]^	0.63	U	ug/L	1	0.63	1.0	7G20017	EPA 8260B	07/20/17 15:42	KKW	
1,2-Dichloropropane [78-87-5]^	0.80	U	ug/L	1	0.80	1.0	7G20017	EPA 8260B	07/20/17 15:42	KKW	
1,4-Dichlorobenzene [106-46-7]^	**1.4**		ug/L	1	0.76	1.0	7G20017	EPA 8260B	07/20/17 15:42	KKW	
2-Butanone [78-93-3]^	4.5	U	ug/L	1	4.5	5.0	7G20017	EPA 8260B	07/20/17 15:42	KKW	
2-Hexanone [591-78-6]^	1.4	U	ug/L	1	1.4	5.0	7G20017	EPA 8260B	07/20/17 15:42	KKW	
4-Methyl-2-pentanone [108-10-1]^	0.79	U	ug/L	1	0.79	5.0	7G20017	EPA 8260B	07/20/17 15:42	KKW	
Acetone [67-64-1]^	10	U	ug/L	1	10	20	7G20017	EPA 8260B	07/20/17 15:42	KKW	
Acrylonitrile [107-13-1]^	3.2	U	ug/L	1	3.2	10	7G20017	EPA 8260B	07/20/17 15:42	KKW	
Benzene [71-43-2]^	0.71	U	ug/L	1	0.71	1.0	7G20017	EPA 8260B	07/20/17 15:42	KKW	
Bromochloromethane [74-97-5]^	0.94	U	ug/L	1	0.94	1.0	7G20017	EPA 8260B	07/20/17 15:42	KKW	
Bromodichloromethane [75-27-4]^	0.52	U	ug/L	1	0.52	1.0	7G20017	EPA 8260B	07/20/17 15:42	KKW	
Bromoform [75-25-2]^	0.75	U	ug/L	1	0.75	1.0	7G20017	EPA 8260B	07/20/17 15:42	KKW	
Bromomethane [74-83-9]^	0.95	U	ug/L	1	0.95	1.0	7G20017	EPA 8260B	07/20/17 15:42	KKW	
Carbon disulfide [75-15-0]^	2.6	U	ug/L	1	2.6	5.0	7G20017	EPA 8260B	07/20/17 15:42	KKW	
Carbon tetrachloride [56-23-5]^	0.94	U	ug/L	1	0.94	1.0	7G20017	EPA 8260B	07/20/17 15:42	KKW	
Chlorobenzene [108-90-7]^	0.72	U	ug/L	1	0.72	1.0	7G20017	EPA 8260B	07/20/17 15:42	KKW	
Chloroethane [75-00-3]^	0.98	U	ug/L	1	0.98	1.0	7G20017	EPA 8260B	07/20/17 15:42	KKW	
Chloroform [67-66-3]^	0.80	U	ug/L	1	0.80	1.0	7G20017	EPA 8260B	07/20/17 15:42	KKW	
Chloromethane [74-87-3]^	0.82	U	ug/L	1	0.82	1.0	7G20017	EPA 8260B	07/20/17 15:42	KKW	
cis-1,2-Dichloroethene [156-59-2]^	**1.2**		ug/L	1	0.53	1.0	7G20017	EPA 8260B	07/20/17 15:42	KKW	
cis-1,3-Dichloropropene [10061-01-5]^	0.59	U	ug/L	1	0.59	1.0	7G20017	EPA 8260B	07/20/17 15:42	KKW	
Dibromochloromethane [124-48-1]^	0.44	U	ug/L	1	0.44	1.0	7G20017	EPA 8260B	07/20/17 15:42	KKW	
Dibromomethane [74-95-3]^	0.84	U	ug/L	1	0.84	1.0	7G20017	EPA 8260B	07/20/17 15:42	KKW	
Ethylbenzene [100-41-4]^	0.69	U	ug/L	1	0.69	1.0	7G20017	EPA 8260B	07/20/17 15:42	KKW	
Iodomethane [74-88-4]^	0.72	U	ug/L	1	0.72	5.0	7G20017	EPA 8260B	07/20/17 15:42	KKW	
m,p-Xylenes [108-38-3/106-42-3]^	1.3	U	ug/L	1	1.3	2.0	7G20017	EPA 8260B	07/20/17 15:42	KKW	
Methylene chloride [75-09-2]^	2.0	U	ug/L	1	2.0	5.0	7G20017	EPA 8260B	07/20/17 15:42	KKW	
o-Xylene [95-47-6]^	0.53	U	ug/L	1	0.53	1.0	7G20017	EPA 8260B	07/20/17 15:42	KKW	
Styrene [100-42-5]^	0.61	U	ug/L	1	0.61	1.0	7G20017	EPA 8260B	07/20/17 15:42	KKW	
Tetrachloroethene [127-18-4]^	0.76	U	ug/L	1	0.76	1.0	7G20017	EPA 8260B	07/20/17 15:42	KKW	
Toluene [108-88-3]^	0.72	U	ug/L	1	0.72	1.0	7G20017	EPA 8260B	07/20/17 15:42	KKW	
trans-1,2-Dichloroethene [156-60-5]^	0.73	U	ug/L	1	0.73	1.0	7G20017	EPA 8260B	07/20/17 15:42	KKW	
trans-1,3-Dichloropropene [10061-02-6]^	0.73	U	ug/L	1	0.73	1.0	7G20017	EPA 8260B	07/20/17 15:42	KKW	
trans-1,4-Dichloro-2-butene [110-57-6]^	0.79	U	ug/L	1	0.79	1.0	7G20017	EPA 8260B	07/20/17 15:42	KKW	
Trichloroethene [79-01-6]^	0.89	U	ug/L	1	0.89	1.0	7G20017	EPA 8260B	07/20/17 15:42	KKW	
Trichlorofluoromethane [75-69-4]^	0.94	U	ug/L	1	0.94	1.0	7G20017	EPA 8260B	07/20/17 15:42	KKW	
Vinyl acetate [108-05-4]^	0.60	U	ug/L	1	0.60	5.0	7G20017	EPA 8260B	07/20/17 15:42	KKW	
Vinyl chloride [75-01-4]^	0.71	U	ug/L	1	0.71	1.0	7G20017	EPA 8260B	07/20/17 15:42	KKW	
Xylenes (Total) [1330-20-7]^	1.3	U	ug/L	1	1.3	2.0	7G20017	EPA 8260B	07/20/17 15:42	KKW	

This report relates only to the sample as received by the laboratory, and may only be reproduced in full.

www.encolabs.com

ANALYTICAL RESULTS

Description:	MW-13	**Lab Sample ID:**	AA04834-04	**Received:**	07/19/17 10:50
Matrix:	Ground Water	**Sampled:**	07/18/17 15:52	**Work Order:**	AA04834
Project:	Citrus Co. LF	**Sampled By:**	Steve Messick		

Volatile Organic Compounds by GCMS

^ - ENCO Orlando certified analyte [NELAC E83182]

Surrogates	Results	DF	Spike Lvl	% Rec	% Rec Limits	Batch	Method	Analyzed	By	Notes
4-Bromofluorobenzene	*55*	*1*	*50.0*	*111 %*	*41-142*	*7G20017*	*EPA 8260B*	*07/20/17 15:42*	*KKW*	
Dibromofluoromethane	*51*	*1*	*50.0*	*101 %*	*53-146*	*7G20017*	*EPA 8260B*	*07/20/17 15:42*	*KKW*	
Toluene-d8	*51*	*1*	*50.0*	*102 %*	*41-146*	*7G20017*	*EPA 8260B*	*07/20/17 15:42*	*KKW*	

Semivolatile Organic Compounds by GC

^ - ENCO Orlando certified analyte [NELAC E83182]

Analyte [CAS Number]	Results	Flag	Units	DF	MDL	PQL	Batch	Method	Analyzed	By	Notes
1,2-Dibromo-3-chloropropane [96-12-8]^	0.012	U	ug/L	1	0.012	0.020	7G20024	EPA 8011	07/20/17 16:04	RGG	
1,2-Dibromoethane [106-93-4]^	0.004	U	ug/L	1	0.004	0.020	7G20024	EPA 8011	07/20/17 16:04	RGG	

Surrogates	Results	DF	Spike Lvl	% Rec	% Rec Limits	Batch	Method	Analyzed	By	Notes
1,1,1,2-Tetrachloroethane	*0.29*	*1*	*0.250*	*116 %*	*70-130*	*7G20024*	*EPA 8011*	*07/20/17 16:04*	*RGG*	

Metals by EPA 6000/7000 Series Methods

^ - ENCO Orlando certified analyte [NELAC E83182]

Analyte [CAS Number]	Results	Flag	Units	DF	MDL	PQL	Batch	Method	Analyzed	By	Notes
Mercury [7439-97-6]^	0.0230	U	ug/L	1	0.0230	0.200	7G18009	EPA 7470A	07/26/17 08:02	IR	

Metals (total recoverable) by EPA 6000/7000 Series Methods

^ - ENCO Orlando certified analyte [NELAC E83182]

Analyte [CAS Number]	Results	Flag	Units	DF	MDL	PQL	Batch	Method	Analyzed	By	Notes
Antimony [7440-36-0]^	2.50	U	ug/L	1	2.50	5.00	7G19029	EPA 6020A	08/03/17 11:32	JMA	
Arsenic [7440-38-2]^	6.10	U	ug/L	1	6.10	10.0	7G19029	EPA 6020A	08/03/17 11:32	JMA	
Barium [7440-39-3]^	20.0	U	ug/L	1	20.0	100	7G19029	EPA 6020A	08/03/17 11:32	JMA	
Beryllium [7440-41-7]^	0.940	U	ug/L	1	0.940	1.00	7G19029	EPA 6020A	08/03/17 11:32	JMA	
Cadmium [7440-43-9]^	0.900	U	ug/L	1	0.900	3.00	7G19029	EPA 6020A	08/03/17 11:32	JMA	
Chromium [7440-47-3]^	4.50	U	ug/L	1	4.50	10.0	7G19029	EPA 6020A	08/03/17 11:32	JMA	
Cobalt [7440-48-4]^	**2.34**	I	ug/L	1	2.10	10.0	7G19029	EPA 6020A	08/03/17 11:32	JMA	
Copper [7440-50-8]^	2.20	U	ug/L	1	2.20	10.0	7G19029	EPA 6020A	08/03/17 11:32	JMA	
Iron [7439-89-6]^	**2980**		ug/L	1	38.0	50.0	7G19029	EPA 6020A	08/04/17 08:36	JMA	
Lead [7439-92-1]^	1.60	U	ug/L	1	1.60	5.00	7G19029	EPA 6020A	08/03/17 11:32	JMA	
Nickel [7440-02-0]^	3.20	U	ug/L	1	3.20	10.0	7G19029	EPA 6020A	08/03/17 11:32	JMA	
Selenium [7782-49-2]^	6.50	U	ug/L	1	6.50	10.0	7G19029	EPA 6020A	08/03/17 11:32	JMA	
Silver [7440-22-4]^	0.290	U	ug/L	1	0.290	1.00	7G19029	EPA 6020A	08/03/17 11:32	JMA	
Sodium [7440-23-5]^	**2.42**		mg/L	1	0.320	1.00	7G19029	EPA 6020A	08/03/17 11:32	JMA	
Thallium [7440-28-0]^	0.580	U	ug/L	1	0.580	1.00	7G19029	EPA 6020A	08/03/17 11:32	JMA	
Vanadium [7440-62-2]^	2.00	U	ug/L	1	2.00	10.0	7G19029	EPA 6020A	08/03/17 11:32	JMA	
Zinc [7440-66-6]^	16.0	U	ug/L	1	16.0	50.0	7G19029	EPA 6020A	08/03/17 11:32	JMA	

This report relates only to the sample as received by the laboratory, and may only be reproduced in full.

www.encolabs.com

ANALYTICAL RESULTS

Description: MW-13 | **Lab Sample ID:** AA04834-04 | **Received:** 07/19/17 10:50

Matrix: Ground Water | **Sampled:** 07/18/17 15:52 | **Work Order:** AA04834

Project: Citrus Co. LF | **Sampled By:** Steve Messick

Classical Chemistry Parameters

^ - ENCO Orlando certified analyte [NELAC E83182]

Analyte [CAS Number]	Results	Flag	Units	DF	MDL	PQL	Batch	Method	Analyzed	By	Notes
Ammonia as N [7664-41-7]^	0.0073	U	mg/L	1	0.0073	0.020	7G25010	EPA 350.1	07/25/17 14:00	CRG	
Chloride [16887-00-6]^	**3.8**	I	mg/L	1	0.29	5.0	7G19002	EPA 300.0	07/20/17 02:04	RSA	
Nitrate as N [14797-55-8]^	0.052	U	mg/L	1	0.052	1.0	7G19002	EPA 300.0	07/20/17 02:04	RSA	
Total Dissolved Solids^	**54**		mg/L	1	10	10	7G19035	SM 2540C-1997	07/20/17 22:25	AH	

Field Parameters

Analyte [CAS Number]	Results	Flag	Units	DF	MDL	PQL	Batch	Method	Analyzed	By	Notes
Depth to Water	**106.96**		Ft	1			7G21014	Field	07/18/17 15:52	CSP	
Dissolved Oxygen	**0.16**		mg/L	1	0	0	7G21014	Field	07/18/17 15:52	CSP	
Oxidation/Reduction Potential	**59.4**		mV	1	-999	-999	7G21014	Field	07/18/17 15:52	CSP	
pH	**5.31**		pH Units	1			7G21014	Field	07/18/17 15:52	CSP	
Specific Conductance (EC)	**66**		umhos/cm	1	0	0	7G21014	Field	07/18/17 15:52	CSP	
Temperature	**22.4**		°C	1	0	0	7G21014	Field	07/18/17 15:52	CSP	
Turbidity	**1.42**		NTU	1	0	0	7G21014	Field	07/18/17 15:52	CSP	

This report relates only to the sample as received by the laboratory, and may only be reproduced in full.

www.encolabs.com

ANALYTICAL RESULTS

Description: TRIP BLANK 1 | **Lab Sample ID:** AA04834-05 | **Received:** 07/19/17 10:50

Matrix: WATER | **Sampled:** 07/18/17 00:00 | **Work Order:** AA04834

Project: Citrus Co. LF | **Sampled By:** ENCO ORL

Volatile Organic Compounds by GCMS

^ - ENCO Orlando certified analyte [NELAC E83182]

Analyte [CAS Number]	Results	Flag	Units	DF	MDL	PQL	Batch	Method	Analyzed	By	Notes
1,1,1,2-Tetrachloroethane [630-20-6]^	0.61	U	ug/L	1	0.61	1.0	7G20018	EPA 8260B	07/20/17 19:34	JAJ	
1,1,1-Trichloroethane [71-55-6]^	0.80	U	ug/L	1	0.80	1.0	7G20018	EPA 8260B	07/20/17 19:34	JAJ	
1,1,2,2-Tetrachloroethane [79-34-5]^	0.54	U	ug/L	1	0.54	1.0	7G20018	EPA 8260B	07/20/17 19:34	JAJ	
1,1,2-Trichloroethane [79-00-5]^	0.76	U	ug/L	1	0.76	1.0	7G20018	EPA 8260B	07/20/17 19:34	JAJ	
1,1-Dichloroethane [75-34-3]^	0.62	U	ug/L	1	0.62	1.0	7G20018	EPA 8260B	07/20/17 19:34	JAJ	
1,1-Dichloroethene [75-35-4]^	0.94	U	ug/L	1	0.94	1.0	7G20018	EPA 8260B	07/20/17 19:34	JAJ	
1,2,3-Trichloropropane [96-18-4]^	0.64	U	ug/L	1	0.64	1.0	7G20018	EPA 8260B	07/20/17 19:34	JAJ	
1,2-Dichlorobenzene [95-50-1]^	0.73	U	ug/L	1	0.73	1.0	7G20018	EPA 8260B	07/20/17 19:34	JAJ	
1,2-Dichloroethane [107-06-2]^	0.63	U	ug/L	1	0.63	1.0	7G20018	EPA 8260B	07/20/17 19:34	JAJ	
1,2-Dichloropropane [78-87-5]^	0.80	U	ug/L	1	0.80	1.0	7G20018	EPA 8260B	07/20/17 19:34	JAJ	
1,4-Dichlorobenzene [106-46-7]^	0.76	U	ug/L	1	0.76	1.0	7G20018	EPA 8260B	07/20/17 19:34	JAJ	
2-Butanone [78-93-3]^	4.5	U	ug/L	1	4.5	5.0	7G20018	EPA 8260B	07/20/17 19:34	JAJ	
2-Hexanone [591-78-6]^	1.4	U	ug/L	1	1.4	5.0	7G20018	EPA 8260B	07/20/17 19:34	JAJ	
4-Methyl-2-pentanone [108-10-1]^	0.79	U	ug/L	1	0.79	5.0	7G20018	EPA 8260B	07/20/17 19:34	JAJ	
Acetone [67-64-1]^	**18**	I	ug/L	1	10	20	7G20018	EPA 8260B	07/20/17 19:34	JAJ	J-05, O-01
Acrylonitrile [107-13-1]^	3.2	U	ug/L	1	3.2	10	7G20018	EPA 8260B	07/20/17 19:34	JAJ	
Benzene [71-43-2]^	0.71	U	ug/L	1	0.71	1.0	7G20018	EPA 8260B	07/20/17 19:34	JAJ	
Bromochloromethane [74-97-5]^	0.94	U	ug/L	1	0.94	1.0	7G20018	EPA 8260B	07/20/17 19:34	JAJ	
Bromodichloromethane [75-27-4]^	0.52	U	ug/L	1	0.52	1.0	7G20018	EPA 8260B	07/20/17 19:34	JAJ	
Bromoform [75-25-2]^	0.75	U	ug/L	1	0.75	1.0	7G20018	EPA 8260B	07/20/17 19:34	JAJ	
Bromomethane [74-83-9]^	0.95	U	ug/L	1	0.95	1.0	7G20018	EPA 8260B	07/20/17 19:34	JAJ	
Carbon disulfide [75-15-0]^	2.6	U	ug/L	1	2.6	5.0	7G20018	EPA 8260B	07/20/17 19:34	JAJ	
Carbon tetrachloride [56-23-5]^	0.94	U	ug/L	1	0.94	1.0	7G20018	EPA 8260B	07/20/17 19:34	JAJ	
Chlorobenzene [108-90-7]^	0.72	U	ug/L	1	0.72	1.0	7G20018	EPA 8260B	07/20/17 19:34	JAJ	
Chloroethane [75-00-3]^	0.98	U	ug/L	1	0.98	1.0	7G20018	EPA 8260B	07/20/17 19:34	JAJ	
Chloroform [67-66-3]^	0.80	U	ug/L	1	0.80	1.0	7G20018	EPA 8260B	07/20/17 19:34	JAJ	
Chloromethane [74-87-3]^	0.82	U	ug/L	1	0.82	1.0	7G20018	EPA 8260B	07/20/17 19:34	JAJ	
cis-1,2-Dichloroethene [156-59-2]^	0.53	U	ug/L	1	0.53	1.0	7G20018	EPA 8260B	07/20/17 19:34	JAJ	
cis-1,3-Dichloropropene [10061-01-5]^	0.59	U	ug/L	1	0.59	1.0	7G20018	EPA 8260B	07/20/17 19:34	JAJ	
Dibromochloromethane [124-48-1]^	0.44	U	ug/L	1	0.44	1.0	7G20018	EPA 8260B	07/20/17 19:34	JAJ	
Dibromomethane [74-95-3]^	0.84	U	ug/L	1	0.84	1.0	7G20018	EPA 8260B	07/20/17 19:34	JAJ	
Ethylbenzene [100-41-4]^	0.69	U	ug/L	1	0.69	1.0	7G20018	EPA 8260B	07/20/17 19:34	JAJ	QV-01
Iodomethane [74-88-4]^	0.72	U	ug/L	1	0.72	5.0	7G20018	EPA 8260B	07/20/17 19:34	JAJ	
m,p-Xylenes [108-38-3/106-42-3]^	1.3	U	ug/L	1	1.3	2.0	7G20018	EPA 8260B	07/20/17 19:34	JAJ	
Methylene chloride [75-09-2]^	2.0	U	ug/L	1	2.0	5.0	7G20018	EPA 8260B	07/20/17 19:34	JAJ	
o-Xylene [95-47-6]^	0.53	U	ug/L	1	0.53	1.0	7G20018	EPA 8260B	07/20/17 19:34	JAJ	
Styrene [100-42-5]^	0.61	U	ug/L	1	0.61	1.0	7G20018	EPA 8260B	07/20/17 19:34	JAJ	
Tetrachloroethene [127-18-4]^	0.76	U	ug/L	1	0.76	1.0	7G20018	EPA 8260B	07/20/17 19:34	JAJ	
Toluene [108-88-3]^	0.72	U	ug/L	1	0.72	1.0	7G20018	EPA 8260B	07/20/17 19:34	JAJ	
trans-1,2-Dichloroethene [156-60-5]^	0.73	U	ug/L	1	0.73	1.0	7G20018	EPA 8260B	07/20/17 19:34	JAJ	
trans-1,3-Dichloropropene [10061-02-6]^	0.73	U	ug/L	1	0.73	1.0	7G20018	EPA 8260B	07/20/17 19:34	JAJ	
trans-1,4-Dichloro-2-butene [110-57-6]^	0.79	U	ug/L	1	0.79	1.0	7G20018	EPA 8260B	07/20/17 19:34	JAJ	
Trichloroethene [79-01-6]^	0.89	U	ug/L	1	0.89	1.0	7G20018	EPA 8260B	07/20/17 19:34	JAJ	
Trichlorofluoromethane [75-69-4]^	0.94	U	ug/L	1	0.94	1.0	7G20018	EPA 8260B	07/20/17 19:34	JAJ	
Vinyl acetate [108-05-4]^	0.60	U	ug/L	1	0.60	5.0	7G20018	EPA 8260B	07/20/17 19:34	JAJ	
Vinyl chloride [75-01-4]^	0.71	U	ug/L	1	0.71	1.0	7G20018	EPA 8260B	07/20/17 19:34	JAJ	
Xylenes (Total) [1330-20-7]^	1.3	U	ug/L	1	1.3	2.0	7G20018	EPA 8260B	07/20/17 19:34	JAJ	

This report relates only to the sample as received by the laboratory, and may only be reproduced in full.

www.encolabs.com

ANALYTICAL RESULTS

Description:	TRIP BLANK 1	**Lab Sample ID:**	AA04834-05	**Received:**	07/19/17 10:50
Matrix:	WATER	**Sampled:**	07/18/17 00:00	**Work Order:**	AA04834
Project:	Citrus Co. LF	**Sampled By:**	ENCO ORL		

Volatile Organic Compounds by GCMS

^ - ENCO Orlando certified analyte [NELAC E83182]

Surrogates	Results	DF	Spike Lvl	% Rec	% Rec Limits	Batch	Method	Analyzed	By	Notes
4-Bromofluorobenzene	*45*	*1*	*50.0*	*89 %*	*41-142*	*7G20018*	*EPA 8260B*	*07/20/17 19:34*	*JAJ*	
Dibromofluoromethane	*51*	*1*	*50.0*	*101 %*	*53-146*	*7G20018*	*EPA 8260B*	*07/20/17 19:34*	*JAJ*	
Toluene-d8	*52*	*1*	*50.0*	*104 %*	*41-146*	*7G20018*	*EPA 8260B*	*07/20/17 19:34*	*JAJ*	

This report relates only to the sample as received by the laboratory, and may only be reproduced in full.

QUALITY CONTROL DATA

Volatile Organic Compounds by GCMS - Quality Control

Batch 7G20017 - EPA 5030B_MS

Blank (7G20017-BLK1) Prepared: 07/20/2017 00:00 Analyzed: 07/20/2017 11:08

Analyte	Result	Flag	PQL	Units	Spike Level	Source Result	%REC	%REC Limits	RPD	RPD Limit	Notes
1,1,1,2-Tetrachloroethane	0.61	U	1.0	ug/L							
1,1,1-Trichloroethane	0.80	U	1.0	ug/L							
1,1,2,2-Tetrachloroethane	0.54	U	1.0	ug/L							
1,1,2-Trichloroethane	0.76	U	1.0	ug/L							
1,1-Dichloroethane	0.62	U	1.0	ug/L							
1,1-Dichloroethene	0.94	U	1.0	ug/L							
1,2,3-Trichloropropane	0.64	U	1.0	ug/L							
1,2-Dichlorobenzene	0.73	U	1.0	ug/L							
1,2-Dichloroethane	0.63	U	1.0	ug/L							
1,2-Dichloropropane	0.80	U	1.0	ug/L							
1,4-Dichlorobenzene	0.76	U	1.0	ug/L							
2-Butanone	4.5	U	5.0	ug/L							
2-Hexanone	1.4	U	5.0	ug/L							
4-Methyl-2-pentanone	0.79	U	5.0	ug/L							
Acetone	10	U	20	ug/L							
Acrylonitrile	3.2	U	10	ug/L							
Benzene	0.71	U	1.0	ug/L							
Bromochloromethane	0.94	U	1.0	ug/L							
Bromodichloromethane	0.52	U	1.0	ug/L							
Bromoform	0.75	U	1.0	ug/L							
Bromomethane	0.95	U	1.0	ug/L							
Carbon disulfide	2.6	U	5.0	ug/L							
Carbon tetrachloride	0.94	U	1.0	ug/L							
Chlorobenzene	0.72	U	1.0	ug/L							
Chloroethane	0.98	U	1.0	ug/L							
Chloroform	0.80	U	1.0	ug/L							
Chloromethane	0.82	U	1.0	ug/L							
cis-1,2-Dichloroethene	0.53	U	1.0	ug/L							
cis-1,3-Dichloropropene	0.59	U	1.0	ug/L							
Dibromochloromethane	0.44	U	1.0	ug/L							
Dibromomethane	0.84	U	1.0	ug/L							
Ethylbenzene	0.69	U	1.0	ug/L							
Iodomethane	0.72	U	5.0	ug/L							
m,p-Xylenes	1.3	U	2.0	ug/L							
Methylene chloride	2.0	U	5.0	ug/L							
o-Xylene	0.53	U	1.0	ug/L							
Styrene	0.61	U	1.0	ug/L							
Tetrachloroethene	0.76	U	1.0	ug/L							
Toluene	0.72	U	1.0	ug/L							
trans-1,2-Dichloroethene	0.73	U	1.0	ug/L							
trans-1,3-Dichloropropene	0.73	U	1.0	ug/L							
trans-1,4-Dichloro-2-butene	0.79	U	1.0	ug/L							
Trichloroethene	0.89	U	1.0	ug/L							
Trichlorofluoromethane	0.94	U	1.0	ug/L							
Vinyl acetate	0.60	U	5.0	ug/L							
Vinyl chloride	0.71	U	1.0	ug/L							
Xylenes (Total)	1.3	U	2.0	ug/L							
4-Bromofluorobenzene	*53*			*ug/L*	*50.0*		*106*	*41-142*			
Dibromofluoromethane	*51*			*ug/L*	*50.0*		*102*	*53-146*			

This report relates only to the sample as received by the laboratory, and may only be reproduced in full.

QUALITY CONTROL DATA

Volatile Organic Compounds by GCMS - Quality Control

Batch 7G20017 - EPA 5030B_MS - Continued

Blank (7G20017-BLK1) Continued Prepared: 07/20/2017 00:00 Analyzed: 07/20/2017 11:08

Analyte	Result	Flag	PQL	Units	Spike Level	Source Result	%REC	%REC Limits	RPD	RPD Limit	Notes
Toluene-d8	*51*			*ug/L*	*50.0*		*101*	*41-146*			

LCS (7G20017-BS1) Prepared: 07/20/2017 00:00 Analyzed: 07/20/2017 10:08

Analyte	Result	Flag	PQL	Units	Spike Level	Source Result	%REC	%REC Limits	RPD	RPD Limit	Notes
1,1-Dichloroethene	21		1.0	ug/L	20.0		105	47-139			
Benzene	17		1.0	ug/L	20.0		87	56-136			
Chlorobenzene	18		1.0	ug/L	20.0		91	51-139			
Toluene	19		1.0	ug/L	20.0		94	64-131			
Trichloroethene	16		1.0	ug/L	20.0		79	62-135			
4-Bromofluorobenzene	*55*			*ug/L*	*50.0*		*110*	*41-142*			
Dibromofluoromethane	*53*			*ug/L*	*50.0*		*106*	*53-146*			
Toluene-d8	*52*			*ug/L*	*50.0*		*104*	*41-146*			

Matrix Spike (7G20017-MS1) Prepared: 07/20/2017 00:00 Analyzed: 07/20/2017 20:12

Source: AA05163-02

Analyte	Result	Flag	PQL	Units	Spike Level	Source Result	%REC	%REC Limits	RPD	RPD Limit	Notes
1,1-Dichloroethene	28		1.0	ug/L	20.0	0.94 U	142	47-139			QM-07
Benzene	22		1.0	ug/L	20.0	0.71 U	111	56-136			
Chlorobenzene	22		1.0	ug/L	20.0	0.72 U	111	51-139			
Toluene	24		1.0	ug/L	20.0	0.72 U	121	64-131			
Trichloroethene	21		1.0	ug/L	20.0	0.89 U	104	62-135			
4-Bromofluorobenzene	*56*			*ug/L*	*50.0*		*111*	*41-142*			
Dibromofluoromethane	*53*			*ug/L*	*50.0*		*106*	*53-146*			
Toluene-d8	*54*			*ug/L*	*50.0*		*109*	*41-146*			

Matrix Spike Dup (7G20017-MSD1) Prepared: 07/20/2017 00:00 Analyzed: 07/20/2017 20:42

Source: AA05163-02

Analyte	Result	Flag	PQL	Units	Spike Level	Source Result	%REC	%REC Limits	RPD	RPD Limit	Notes
1,1-Dichloroethene	27		1.0	ug/L	20.0	0.94 U	134	47-139	6	16	
Benzene	23		1.0	ug/L	20.0	0.71 U	113	56-136	2	14	
Chlorobenzene	22		1.0	ug/L	20.0	0.72 U	109	51-139	2	13	
Toluene	24		1.0	ug/L	20.0	0.72 U	118	64-131	3	16	
Trichloroethene	21		1.0	ug/L	20.0	0.89 U	104	62-135	0.1	20	
4-Bromofluorobenzene	*54*			*ug/L*	*50.0*		*107*	*41-142*			
Dibromofluoromethane	*53*			*ug/L*	*50.0*		*106*	*53-146*			
Toluene-d8	*55*			*ug/L*	*50.0*		*110*	*41-146*			

Batch 7G20018 - EPA 5030B_MS

Blank (7G20018-BLK1) Prepared: 07/20/2017 00:00 Analyzed: 07/20/2017 11:02

Analyte	Result	Flag	PQL	Units	Spike Level	Source Result	%REC	%REC Limits	RPD	RPD Limit	Notes
1,1,1,2-Tetrachloroethane	0.61	U	1.0	ug/L							
1,1,1-Trichloroethane	0.80	U	1.0	ug/L							
1,1,2,2-Tetrachloroethane	0.54	U	1.0	ug/L							
1,1,2-Trichloroethane	0.76	U	1.0	ug/L							

This report relates only to the sample as received by the laboratory, and may only be reproduced in full.

QUALITY CONTROL DATA

Volatile Organic Compounds by GCMS - Quality Control

Batch 7G20018 - EPA 5030B_MS - Continued

Blank (7G20018-BLK1) Continued Prepared: 07/20/2017 00:00 Analyzed: 07/20/2017 11:02

Analyte	Result	Flag	PQL	Units	Spike Level	Source Result	%REC	%REC Limits	RPD	RPD Limit	Notes
1,1-Dichloroethane	0.62	U	1.0	ug/L							
1,1-Dichloroethene	0.94	U	1.0	ug/L							
1,2,3-Trichloropropane	0.64	U	1.0	ug/L							
1,2-Dichlorobenzene	0.73	U	1.0	ug/L							
1,2-Dichloroethane	0.63	U	1.0	ug/L							
1,2-Dichloropropane	0.80	U	1.0	ug/L							
1,4-Dichlorobenzene	0.76	U	1.0	ug/L							
2-Butanone	4.5	U	5.0	ug/L							
2-Hexanone	1.4	U	5.0	ug/L							
4-Methyl-2-pentanone	0.79	U	5.0	ug/L							
Acetone	10	U	20	ug/L							
Acrylonitrile	3.2	U	10	ug/L							
Benzene	0.71	U	1.0	ug/L							
Bromochloromethane	0.94	U	1.0	ug/L							
Bromodichloromethane	0.52	U	1.0	ug/L							
Bromoform	0.75	U	1.0	ug/L							
Bromomethane	0.95	U	1.0	ug/L							
Carbon disulfide	2.6	U	5.0	ug/L							
Carbon tetrachloride	0.94	U	1.0	ug/L							
Chlorobenzene	0.72	U	1.0	ug/L							
Chloroethane	0.98	U	1.0	ug/L							
Chloroform	0.80	U	1.0	ug/L							
Chloromethane	0.82	U	1.0	ug/L							
cis-1,2-Dichloroethene	0.53	U	1.0	ug/L							
cis-1,3-Dichloropropene	0.59	U	1.0	ug/L							
Dibromochloromethane	0.44	U	1.0	ug/L							
Dibromomethane	0.84	U	1.0	ug/L							
Ethylbenzene	0.69	U	1.0	ug/L							
Iodomethane	0.72	U	5.0	ug/L							
m,p-Xylenes	1.3	U	2.0	ug/L							
Methylene chloride	2.0	U	5.0	ug/L							
o-Xylene	0.53	U	1.0	ug/L							
Styrene	0.61	U	1.0	ug/L							
Tetrachloroethene	0.76	U	1.0	ug/L							
Toluene	0.72	U	1.0	ug/L							
trans-1,2-Dichloroethene	0.73	U	1.0	ug/L							
trans-1,3-Dichloropropene	0.73	U	1.0	ug/L							
trans-1,4-Dichloro-2-butene	0.79	U	1.0	ug/L							
Trichloroethene	0.89	U	1.0	ug/L							
Trichlorofluoromethane	0.94	U	1.0	ug/L							
Vinyl acetate	0.60	U	5.0	ug/L							
Vinyl chloride	0.71	U	1.0	ug/L							
Xylenes (Total)	1.3	U	2.0	ug/L							
4-Bromofluorobenzene	*53*			*ug/L*	*50.0*		*106*	*41-142*			
Dibromofluoromethane	*43*			*ug/L*	*50.0*		*85*	*53-146*			
Toluene-d8	*48*			*ug/L*	*50.0*		*95*	*41-146*			

This report relates only to the sample as received by the laboratory, and may only be reproduced in full.

QUALITY CONTROL DATA

Volatile Organic Compounds by GCMS - Quality Control

Batch 7G20018 - EPA 5030B_MS - Continued

LCS (7G20018-BS1) Prepared: 07/20/2017 00:00 Analyzed: 07/20/2017 10:02

Analyte	Result	Flag	PQL	Units	Spike Level	Source Result	%REC	%REC Limits	RPD	RPD Limit	Notes
1,1-Dichloroethene	16		1.0	ug/L	20.0		81	47-139			
Benzene	18		1.0	ug/L	20.0		92	56-136			
Chlorobenzene	21		1.0	ug/L	20.0		104	51-139			
Toluene	21		1.0	ug/L	20.0		107	64-131			
Trichloroethene	19		1.0	ug/L	20.0		95	62-135			
4-Bromofluorobenzene	*53*			*ug/L*	*50.0*		*106*	*41-142*			
Dibromofluoromethane	*40*			*ug/L*	*50.0*		*80*	*53-146*			
Toluene-d8	*48*			*ug/L*	*50.0*		*97*	*41-146*			

Matrix Spike (7G20018-MS1) Prepared: 07/20/2017 00:00 Analyzed: 07/20/2017 15:04

Source: AA05109-02

Analyte	Result	Flag	PQL	Units	Spike Level	Source Result	%REC	%REC Limits	RPD	RPD Limit	Notes
1,1-Dichloroethene	21		1.0	ug/L	20.0	0.94 U	105	47-139			
Benzene	25		1.0	ug/L	20.0	0.71 U	127	56-136			
Chlorobenzene	21		1.0	ug/L	20.0	0.72 U	107	51-139			
Toluene	21		1.0	ug/L	20.0	0.72 U	105	64-131			
Trichloroethene	22		1.0	ug/L	20.0	0.89 U	108	62-135			
4-Bromofluorobenzene	*53*			*ug/L*	*50.0*		*106*	*41-142*			
Dibromofluoromethane	*48*			*ug/L*	*50.0*		*95*	*53-146*			
Toluene-d8	*51*			*ug/L*	*50.0*		*102*	*41-146*			

Matrix Spike Dup (7G20018-MSD1) Prepared: 07/20/2017 00:00 Analyzed: 07/20/2017 15:34

Source: AA05109-02

Analyte	Result	Flag	PQL	Units	Spike Level	Source Result	%REC	%REC Limits	RPD	RPD Limit	Notes
1,1-Dichloroethene	23		1.0	ug/L	20.0	0.94 U	113	47-139	7	16	
Benzene	23		1.0	ug/L	20.0	0.71 U	116	56-136	9	14	
Chlorobenzene	21		1.0	ug/L	20.0	0.72 U	105	51-139	1	13	
Toluene	21		1.0	ug/L	20.0	0.72 U	105	64-131	0.5	16	
Trichloroethene	22		1.0	ug/L	20.0	0.89 U	108	62-135	0.7	20	
4-Bromofluorobenzene	*53*			*ug/L*	*50.0*		*106*	*41-142*			
Dibromofluoromethane	*50*			*ug/L*	*50.0*		*99*	*53-146*			
Toluene-d8	*50*			*ug/L*	*50.0*		*99*	*41-146*			

Semivolatile Organic Compounds by GC - Quality Control

Batch 7G20024 - EPA 504/8011

Blank (7G20024-BLK1) Prepared: 07/20/2017 13:15 Analyzed: 07/20/2017 13:54

Analyte	Result	Flag	PQL	Units	Spike Level	Source Result	%REC	%REC Limits	RPD	RPD Limit	Notes
1,2-Dibromo-3-chloropropane	0.012	U	0.020	ug/L							
1,2-Dibromoethane	0.004	U	0.020	ug/L							
1,1,1,2-Tetrachloroethane	*0.27*			*ug/L*	*0.250*		*108*	*70-130*			

LCS (7G20024-BS1) Prepared: 07/20/2017 13:15 Analyzed: 07/20/2017 14:10

Analyte	Result	Flag	PQL	Units	Spike Level	Source Result	%REC	%REC Limits	RPD	RPD Limit	Notes

This report relates only to the sample as received by the laboratory, and may only be reproduced in full.

QUALITY CONTROL DATA

Semivolatile Organic Compounds by GC - Quality Control

Batch 7G20024 - EPA 504/8011 - Continued

LCS (7G20024-BS1) Continued Prepared: 07/20/2017 13:15 Analyzed: 07/20/2017 14:10

Analyte	Result	Flag	PQL	Units	Spike Level	Source Result	%REC	%REC Limits	RPD	RPD Limit	Notes
1,2-Dibromo-3-chloropropane	0.21		0.020	ug/L	0.250		85	61-139			
1,2-Dibromoethane	0.23		0.020	ug/L	0.250		92	65-133			
1,1,1,2-Tetrachloroethane	*0.25*			*ug/L*	*0.250*		*99*	*70-130*			

Matrix Spike (7G20024-MS1) Prepared: 07/20/2017 13:15 Analyzed: 07/20/2017 14:27

Source: AA05078-02

Analyte	Result	Flag	PQL	Units	Spike Level	Source Result	%REC	%REC Limits	RPD	RPD Limit	Notes
1,2-Dibromo-3-chloropropane	0.21		0.020	ug/L	0.250	0.012 U	85	61-139			
1,2-Dibromoethane	0.23		0.020	ug/L	0.250	0.004 U	91	65-133			
1,1,1,2-Tetrachloroethane	*0.24*			*ug/L*	*0.250*		*96*	*70-130*			

Matrix Spike Dup (7G20024-MSD1) Prepared: 07/20/2017 13:15 Analyzed: 07/20/2017 14:43

Source: AA05078-02

Analyte	Result	Flag	PQL	Units	Spike Level	Source Result	%REC	%REC Limits	RPD	RPD Limit	Notes
1,2-Dibromo-3-chloropropane	0.22		0.020	ug/L	0.250	0.012 U	86	61-139	1	12	
1,2-Dibromoethane	0.24		0.020	ug/L	0.250	0.004 U	94	65-133	3	17	
1,1,1,2-Tetrachloroethane	*0.24*			*ug/L*	*0.250*		*98*	*70-130*			

Metals by EPA 6000/7000 Series Methods - Quality Control

Batch 7G18009 - EPA 7470A

Blank (7G18009-BLK1) Prepared: 07/25/2017 15:05 Analyzed: 07/26/2017 07:03

Analyte	Result	Flag	PQL	Units	Spike Level	Source Result	%REC	%REC Limits	RPD	RPD Limit	Notes
Mercury	0.0230	U	0.200	ug/L							

Blank (7G18009-BLK2) Prepared: 07/25/2017 15:05 Analyzed: 07/26/2017 07:06

Analyte	Result	Flag	PQL	Units	Spike Level	Source Result	%REC	%REC Limits	RPD	RPD Limit	Notes
Mercury	0.230	U	2.00	ug/L							

LCS (7G18009-BS1) Prepared: 07/25/2017 15:05 Analyzed: 07/26/2017 07:09

Analyte	Result	Flag	PQL	Units	Spike Level	Source Result	%REC	%REC Limits	RPD	RPD Limit	Notes
Mercury	5.21		0.200	ug/L	5.00		104	80-120			

Matrix Spike (7G18009-MS1) Prepared: 07/25/2017 15:05 Analyzed: 07/26/2017 07:18

Source: AA05194-03

Analyte	Result	Flag	PQL	Units	Spike Level	Source Result	%REC	%REC Limits	RPD	RPD Limit	Notes
Mercury	5.32		0.200	ug/L	5.00	0.0230 U	106	75-125			

Matrix Spike Dup (7G18009-MSD1) Prepared: 07/25/2017 15:05 Analyzed: 07/26/2017 07:21

Source: AA05194-03

Analyte	Result	Flag	PQL	Units	Spike Level	Source Result	%REC	%REC Limits	RPD	RPD Limit	Notes
Mercury	5.37		0.200	ug/L	5.00	0.0230 U	107	75-125	1	20	

This report relates only to the sample as received by the laboratory, and may only be reproduced in full.

QUALITY CONTROL DATA

Metals by EPA 6000/7000 Series Methods - Quality Control

Batch 7G18009 - EPA 7470A - Continued

Post Spike (7G18009-PS1) Prepared: 07/26/2017 06:00 Analyzed: 07/26/2017 07:24

Source: AA05194-03

Analyte	Result	Flag	PQL	Units	Spike Level	Source Result	%REC	%REC Limits	RPD	RPD Limit	Notes
Mercury	5.24		0.200	ug/L	5.61	-0.00952	94	80-120			

Metals (total recoverable) by EPA 6000/7000 Series Methods - Quality Control

Batch 7G19029 - EPA 3005A

Blank (7G19029-BLK1) Prepared: 07/19/2017 13:41 Analyzed: 08/03/2017 10:06

Analyte	Result	Flag	PQL	Units	Spike Level	Source Result	%REC	%REC Limits	RPD	RPD Limit	Notes
Antimony	2.50	U	5.00	ug/L							
Arsenic	6.10	U	10.0	ug/L							
Barium	20.0	U	100	ug/L							
Beryllium	0.940	U	1.00	ug/L							
Cadmium	0.900	U	3.00	ug/L							
Chromium	4.50	U	10.0	ug/L							
Cobalt	2.10	U	10.0	ug/L							
Copper	2.20	U	10.0	ug/L							
Lead	1.60	U	5.00	ug/L							
Nickel	3.20	U	10.0	ug/L							
Selenium	6.50	U	10.0	ug/L							
Silver	0.290	U	1.00	ug/L							
Sodium	0.320	U	1.00	mg/L							
Thallium	0.580	U	1.00	ug/L							
Vanadium	2.00	U	10.0	ug/L							
Zinc	16.0	U	50.0	ug/L							

Blank (7G19029-BLK2) Prepared: 07/19/2017 13:41 Analyzed: 08/04/2017 07:59

Analyte	Result	Flag	PQL	Units	Spike Level	Source Result	%REC	%REC Limits	RPD	RPD Limit	Notes
Iron	38.0	U	50.0	ug/L							

LCS (7G19029-BS1) Prepared: 07/19/2017 13:41 Analyzed: 08/03/2017 10:13

Analyte	Result	Flag	PQL	Units	Spike Level	Source Result	%REC	%REC Limits	RPD	RPD Limit	Notes
Antimony	49.1		5.00	ug/L	50.0		98	80-120			
Arsenic	469		10.0	ug/L	500		94	80-120			
Barium	487		100	ug/L	500		97	80-120			
Beryllium	47.6		1.00	ug/L	50.0		95	80-120			
Cadmium	50.4		3.00	ug/L	50.0		101	80-120			
Chromium	530		10.0	ug/L	500		106	80-120			
Cobalt	516		10.0	ug/L	500		103	80-120			
Copper	524		10.0	ug/L	500		105	80-120			
Lead	489		5.00	ug/L	500		98	80-120			
Nickel	522		10.0	ug/L	500		104	80-120			
Selenium	464		10.0	ug/L	500		93	80-120			
Silver	50.3		1.00	ug/L	50.0		101	80-120			
Sodium	25.1		1.00	mg/L	25.0		100	80-120			
Thallium	50.0		1.00	ug/L	50.0		100	80-120			
Vanadium	496		10.0	ug/L	500		99	80-120			

This report relates only to the sample as received by the laboratory, and may only be reproduced in full.

QUALITY CONTROL DATA

Metals (total recoverable) by EPA 6000/7000 Series Methods - Quality Control

Batch 7G19029 - EPA 3005A - Continued

LCS (7G19029-BS1) Continued Prepared: 07/19/2017 13:41 Analyzed: 08/03/2017 10:13

Analyte	Result	Flag	PQL	Units	Spike Level	Source Result	%REC	%REC Limits	RPD	RPD Limit	Notes
Zinc	488		50.0	ug/L	500		98	80-120			

LCS (7G19029-BS2) Prepared: 07/19/2017 13:41 Analyzed: 08/04/2017 08:01

Analyte	Result	Flag	PQL	Units	Spike Level	Source Result	%REC	%REC Limits	RPD	RPD Limit	Notes
Iron	1040		50.0	ug/L	1000		104	80-120			

Matrix Spike (7G19029-MS1) Prepared: 07/19/2017 13:41 Analyzed: 08/03/2017 11:04

Source: AA05194-03

Analyte	Result	Flag	PQL	Units	Spike Level	Source Result	%REC	%REC Limits	RPD	RPD Limit	Notes
Antimony	49.6		5.00	ug/L	50.0	2.50 U	99	75-125			
Arsenic	476		10.0	ug/L	500	6.10 U	95	75-125			
Barium	521		100	ug/L	500	20.0 U	104	75-125			
Beryllium	49.3		1.00	ug/L	50.0	0.940 U	99	75-125			
Cadmium	50.8		3.00	ug/L	50.0	0.900 U	102	75-125			
Chromium	549		10.0	ug/L	500	4.50 U	110	75-125			
Cobalt	538		10.0	ug/L	500	2.10 U	108	75-125			
Copper	537		10.0	ug/L	500	5.24	106	75-125			
Lead	500		5.00	ug/L	500	1.60 U	100	75-125			
Nickel	540		10.0	ug/L	500	3.20 U	108	75-125			
Selenium	493		10.0	ug/L	500	6.50 U	99	75-125			
Silver	51.1		1.00	ug/L	50.0	0.290 U	102	75-125			
Sodium	27.3		1.00	mg/L	25.0	1.77	102	75-125			
Thallium	50.5		1.00	ug/L	50.0	0.580 U	101	75-125			
Vanadium	498		10.0	ug/L	500	2.00 U	100	75-125			
Zinc	494		50.0	ug/L	500	16.0 U	99	75-125			

Matrix Spike (7G19029-MS2) Prepared: 07/19/2017 13:41 Analyzed: 08/04/2017 08:24

Source: AA05194-03

Analyte	Result	Flag	PQL	Units	Spike Level	Source Result	%REC	%REC Limits	RPD	RPD Limit	Notes
Iron	1120		50.0	ug/L	1000	52.9	107	75-125			

Matrix Spike Dup (7G19029-MSD1) Prepared: 07/19/2017 13:41 Analyzed: 08/03/2017 11:07

Source: AA05194-03

Analyte	Result	Flag	PQL	Units	Spike Level	Source Result	%REC	%REC Limits	RPD	RPD Limit	Notes
Antimony	49.6		5.00	ug/L	50.0	2.50 U	99	75-125	0.1	20	
Arsenic	470		10.0	ug/L	500	6.10 U	94	75-125	1	20	
Barium	521		100	ug/L	500	20.0 U	104	75-125	0.06	20	
Beryllium	48.6		1.00	ug/L	50.0	0.940 U	97	75-125	2	20	
Cadmium	49.9		3.00	ug/L	50.0	0.900 U	100	75-125	2	20	
Chromium	511		10.0	ug/L	500	4.50 U	102	75-125	7	20	
Cobalt	517		10.0	ug/L	500	2.10 U	103	75-125	4	20	
Copper	507		10.0	ug/L	500	5.24	100	75-125	6	20	
Lead	487		5.00	ug/L	500	1.60 U	97	75-125	3	20	
Nickel	509		10.0	ug/L	500	3.20 U	102	75-125	6	20	
Selenium	487		10.0	ug/L	500	6.50 U	97	75-125	1	20	
Silver	50.2		1.00	ug/L	50.0	0.290 U	100	75-125	2	20	
Sodium	27.2		1.00	mg/L	25.0	1.77	102	75-125	0.4	20	

This report relates only to the sample as received by the laboratory, and may only be reproduced in full.

QUALITY CONTROL DATA

Metals (total recoverable) by EPA 6000/7000 Series Methods - Quality Control

Batch 7G19029 - EPA 3005A - Continued

Matrix Spike Dup (7G19029-MSD1) Continued Prepared: 07/19/2017 13:41 Analyzed: 08/03/2017 11:07

Source: AA05194-03

Analyte	Result	Flag	PQL	Units	Spike Level	Source Result	%REC	%REC Limits	RPD	RPD Limit	Notes
Thallium	50.2		1.00	ug/L	50.0	0.580 U	100	75-125	0.6	20	
Vanadium	487		10.0	ug/L	500	2.00 U	97	75-125	2	20	
Zinc	481		50.0	ug/L	500	16.0 U	96	75-125	3	20	

Matrix Spike Dup (7G19029-MSD2) Prepared: 07/19/2017 13:41 Analyzed: 08/04/2017 08:26

Source: AA05194-03

Analyte	Result	Flag	PQL	Units	Spike Level	Source Result	%REC	%REC Limits	RPD	RPD Limit	Notes
Iron	1130		50.0	ug/L	1000	52.9	108	75-125	0.8	20	

Post Spike (7G19029-PS1) Prepared: 07/28/2017 08:00 Analyzed: 08/03/2017 10:35

Source: AA05194-03

Analyte	Result	Flag	PQL	Units	Spike Level	Source Result	%REC	%REC Limits	RPD	RPD Limit	Notes
Antimony	4.79		0.500	ug/L	4.90	-0.0341	98	80-120			
Arsenic	48.1		1.00	ug/L	49.0	-0.218	98	80-120			
Barium	50.1		10.0	ug/L	49.0	-0.0779	102	80-120			
Beryllium	4.96		0.100	ug/L	4.90	-0.00363	101	80-120			
Cadmium	4.96		0.300	ug/L	4.90	-0.00902	101	80-120			
Chromium	51.0		1.00	ug/L	49.0	0.125	104	80-120			
Cobalt	50.2		1.00	ug/L	49.0	-0.188	102	80-120			
Copper	51.9		1.00	ug/L	49.0	0.514	105	80-120			
Lead	49.6		0.500	ug/L	49.0	0.0368	101	80-120			
Nickel	51.2		1.00	ug/L	49.0	0.0979	104	80-120			
Selenium	47.9		1.00	ug/L	49.0	-0.194	98	80-120			
Silver	4.86		0.100	ug/L	4.90	-0.00382	99	80-120			
Sodium	2770		100	ug/L	2450	173	106	80-120			
Thallium	5.08		0.100	ug/L	4.90	0.00873	103	80-120			
Vanadium	49.4		1.00	ug/L	49.0	0.114	100	80-120			
Zinc	48.6		5.00	ug/L	49.0	0.997	97	80-120			

Post Spike (7G19029-PS2) Prepared: 08/04/2017 08:00 Analyzed: 08/04/2017 08:10

Source: AA05194-03

Analyte	Result	Flag	PQL	Units	Spike Level	Source Result	%REC	%REC Limits	RPD	RPD Limit	Notes
Iron	110		5.00	ug/L	99.0	5.24	106	80-120			

Batch AA44817 - 7H02023

Serial Dilution (AA44817-SRD5) Prepared: 07/26/2017 12:47 Analyzed: 08/04/2017 12:06

Source: AA04945-01

Analyte	Result	Flag	PQL	Units	Spike Level	Source Result	%REC	%REC Limits	RPD	RPD Limit	Notes
Iron	12500		500	ug/L		12700			2		

Classical Chemistry Parameters - Quality Control

Batch 7G19002 - NO PREP

Blank (7G19002-BLK1) Prepared: 07/19/2017 18:47 Analyzed: 07/20/2017 00:15

Analyte	Result	Flag	PQL	Units	Spike Level	Source Result	%REC	%REC Limits	RPD	RPD Limit	Notes
Chloride	0.29	U	5.0	mg/L							

This report relates only to the sample as received by the laboratory, and may only be reproduced in full.

QUALITY CONTROL DATA

Classical Chemistry Parameters - Quality Control

Batch 7G19002 - NO PREP - Continued

Blank (7G19002-BLK1) Continued Prepared: 07/19/2017 18:47 Analyzed: 07/20/2017 00:15

Analyte	Result	Flag	PQL	Units	Spike Level	Source Result	%REC	%REC Limits	RPD	RPD Limit	Notes
Nitrate as N	0.052	U	1.0	mg/L							

LCS (7G19002-BS1) Prepared: 07/19/2017 18:47 Analyzed: 07/20/2017 00:30

Analyte	Result	Flag	PQL	Units	Spike Level	Source Result	%REC	%REC Limits	RPD	RPD Limit	Notes
Chloride	50		5.0	mg/L	50.0		100	90-110			
Nitrate as N	26		1.0	mg/L	25.0		103	90-110			

Matrix Spike (7G19002-MS1) Prepared: 07/19/2017 18:47 Analyzed: 07/20/2017 00:46

Source: AA04834-01

Analyte	Result	Flag	PQL	Units	Spike Level	Source Result	%REC	%REC Limits	RPD	RPD Limit	Notes
Chloride	54		5.0	mg/L	50.0	3.0	102	90-110			
Nitrate as N	25		1.0	mg/L	25.0	0.052 U	99	90-110			

Matrix Spike (7G19002-MS2) Prepared: 07/19/2017 18:47 Analyzed: 07/20/2017 04:08

Source: AA05194-05

Analyte	Result	Flag	PQL	Units	Spike Level	Source Result	%REC	%REC Limits	RPD	RPD Limit	Notes
Chloride	54		5.0	mg/L	50.0	4.1	101	90-110			
Nitrate as N	25		1.0	mg/L	25.0	0.074	100	90-110			

Matrix Spike Dup (7G19002-MSD1) Prepared: 07/19/2017 18:47 Analyzed: 07/20/2017 01:01

Source: AA04834-01

Analyte	Result	Flag	PQL	Units	Spike Level	Source Result	%REC	%REC Limits	RPD	RPD Limit	Notes
Chloride	54		5.0	mg/L	50.0	3.0	103	90-110	0.8	10	
Nitrate as N	25		1.0	mg/L	25.0	0.052 U	100	90-110	0.4	10	

Matrix Spike Dup (7G19002-MSD2) Prepared: 07/19/2017 18:47 Analyzed: 07/20/2017 04:24

Source: AA05194-05

Analyte	Result	Flag	PQL	Units	Spike Level	Source Result	%REC	%REC Limits	RPD	RPD Limit	Notes
Chloride	55		5.0	mg/L	50.0	4.1	102	90-110	1	10	
Nitrate as N	25		1.0	mg/L	25.0	0.074	101	90-110	0.9	10	

Batch 7G19035 - NO PREP

Blank (7G19035-BLK1) Prepared: 07/19/2017 18:52 Analyzed: 07/20/2017 22:25

Analyte	Result	Flag	PQL	Units	Spike Level	Source Result	%REC	%REC Limits	RPD	RPD Limit	Notes
Total Dissolved Solids	10	U	10	mg/L							

LCS (7G19035-BS1) Prepared: 07/19/2017 18:52 Analyzed: 07/20/2017 22:25

Analyte	Result	Flag	PQL	Units	Spike Level	Source Result	%REC	%REC Limits	RPD	RPD Limit	Notes
Total Dissolved Solids	990		10	mg/L	1000		99	90-110			

Duplicate (7G19035-DUP1) Prepared: 07/19/2017 18:52 Analyzed: 07/20/2017 22:25

Source: AA04340-01

Analyte	Result	Flag	PQL	Units	Spike Level	Source Result	%REC	%REC Limits	RPD	RPD Limit	Notes

This report relates only to the sample as received by the laboratory, and may only be reproduced in full.

QUALITY CONTROL DATA

Classical Chemistry Parameters - Quality Control

Batch 7G19035 - NO PREP - Continued

Duplicate (7G19035-DUP1) Continued Prepared: 07/19/2017 18:52 Analyzed: 07/20/2017 22:25

Source: AA04340-01

Analyte	Result	Flag	PQL	Units	Spike Level	Source Result	%REC	%REC Limits	RPD	RPD Limit	Notes
Total Dissolved Solids	310		10	mg/L		310			0.7	20	

Batch 7G25010 - NO PREP

Blank (7G25010-BLK1) Prepared: 07/25/2017 08:18 Analyzed: 07/25/2017 13:48

Analyte	Result	Flag	PQL	Units	Spike Level	Source Result	%REC	%REC Limits	RPD	RPD Limit	Notes
Ammonia as N	0.0073	U	0.020	mg/L							

LCS (7G25010-BS1) Prepared: 07/25/2017 08:18 Analyzed: 07/25/2017 13:49

Analyte	Result	Flag	PQL	Units	Spike Level	Source Result	%REC	%REC Limits	RPD	RPD Limit	Notes
Ammonia as N	0.98		0.020	mg/L	1.00		98	90-110			

Matrix Spike (7G25010-MS1) Prepared: 07/25/2017 08:18 Analyzed: 07/25/2017 13:52

Source: AA04834-01

Analyte	Result	Flag	PQL	Units	Spike Level	Source Result	%REC	%REC Limits	RPD	RPD Limit	Notes
Ammonia as N	1.5		0.020	mg/L	1.00	0.60	88	90-110			QM-07

Matrix Spike (7G25010-MS2) Prepared: 07/25/2017 08:18 Analyzed: 07/25/2017 13:58

Source: AA04834-02

Analyte	Result	Flag	PQL	Units	Spike Level	Source Result	%REC	%REC Limits	RPD	RPD Limit	Notes
Ammonia as N	0.99		0.020	mg/L	1.00	0.056	93	90-110			

Matrix Spike Dup (7G25010-MSD1) Prepared: 07/25/2017 08:18 Analyzed: 07/25/2017 13:53

Source: AA04834-01

Analyte	Result	Flag	PQL	Units	Spike Level	Source Result	%REC	%REC Limits	RPD	RPD Limit	Notes
Ammonia as N	1.5		0.020	mg/L	1.00	0.60	90	90-110	1	10	

This report relates only to the sample as received by the laboratory, and may only be reproduced in full.

FLAGS/NOTES AND DEFINITIONS

PQL	PQL: Practical Quantitation Limit.
B	Results are based upon membrane filter colony counts that are outside the method indicated ideal range.
I	The reported value is between the laboratory method detection limit (MDL) and the practical quantitation limit (PQL).
J	Estimated value.
K	Off-scale low; Actual value is known to be less than the value given.
L	Off-scale high; Actual value is known to be greater than value given.
M	Presence of analyte is verified but not quantified; the actual value is less than the MRL but greater than the MDL.
N	Presumptive evidence of presence of material.
O	Sampled, but analysis lost or not performed.
Q	Sample exceeded the accepted holding time.
T	Value reported is less than the laboratory method detection limit. The value is reported for informational purposes only and shall not be used in statistical analysis.
U	Indicates that the compound was analyzed for but not detected.
V	Indicates that the analyte was detected in both the sample and the associated method blank.
Y	The laboratory analysis was from an improperly preserved sample. The data may not be accurate.
Z	Too many colonies were present (TNTC); the numeric value represents the filtration volume.
?	Data are rejected and should not be used. Some or all of the quality control data for the analyte were outside criteria, and the presence or absence of the analyte cannot be determined from the data.
*****	Not reported due to interference.
J-05	Result may be biased low. Associated calibration verification standard did not meet the minimum control limit.
O-01	This compound is a common laboratory contaminant.
QM-07	The spike recovery was outside acceptance limits for the MS and/or MSD. The batch was accepted based on acceptable LCS recovery.
QM-11	Precision between duplicate matrix spikes of the same sample was outside acceptance limits.
QV-01	The associated continuing calibration verification standard exhibited high bias; since the result is ND, there is no impact.

This report relates only to the sample as received by the laboratory, and may only be reproduced in full.

ENVIRONMENTAL CONSERVATION LABORATORIES CHAIN-OF-CUSTODY RECORD

www.encolabs.com

10775 Central Port Dr.
Orlando, FL 32824
(407) 826-5314 Fax (407) 850-6945

4810 Executive Park Court, Suite 111
Jacksonville, FL 32216-6069
(904) 296-3007 Fax (904) 296-6210

102-A Woodwinds Industrial Ct.
Cary, NC 27511
(919) 467-3090 Fax (919) 467-3515

Client Name: Jones Edmunds & Associates, Inc. (JO006)	Project Number: 03860-056-01
Address: 730 N.E. Waldo Road Bldg.A	Project Name/Desc: Citrus Co. LF
City/ST/Zip: Gainesville, FL 32641	PO # / Billing Info:
Tel: (352) 377-5821 Fax: (352) 377-3166	Reporting Contact: Elizabeth Kennelley
Sampler(s) Name, Affiliation (Print): Steve Messick, Jones Edmunds & Assoc. Inc.	Billing Contact: Accounts Payable
Sampler(s) Signature: Steve Messick	Site Location / Time Zone: Lecanto, FL. / EST

Requested Turnaround Times

Note : Rush requests subject to acceptance by the facility

✓ Standard

___ Expedited

Due ___/___/___

Lab Workorder: AA04834

Requested Analyses

Preservation (See Codes) (Combine as necessary)

Item #	Sample ID (Field Identification)	Collection Date	Collection Time	Comp / Grab	Matrix (see codes)	Total # of Containers	Ammonia 350.1	Chloride 300	Iron Total	Mercury Total	Sodium Total	Nitrate as N 300	TDS SM2540C	Appendix I Parameters (8011,8260,Ag,As,Ba,Be,Cd,Co,Cr,Cu,Fe,Na,Ni,Pb,Sb,Se,Tl,V,Zn,Hg)	Dissolved Metals (Ag/F,Al/F,Ba/F,Be/F,Cd/F,Co/F,Cr/F,Cu/F,Fe/F,Na/F,Ni/F,P/F,Sb/F,Se/F,Tl/F,V/F,Zn/F,Hg/F)	8260B (Bezene,MeCl,VC)	Sample Comments
1	MW-17 (1752CC-17)	7/18/17	1158	G	GW	7	✓	✓	✓	✓	✓	✓	✓	✓			
2	MW-15 (1752CC-15)	↓	1312	G	GW	7	✓	✓	✓	✓	✓	✓	✓	✓			
3	MW-14 (1752CC-14)	↓	1417	G	GW	7	✓	✓	✓	✓	✓	✓	✓	✓			
4	MW-13 (1752CC-13)	↓	1552	G	GW	7	✓	✓	✓	✓	✓	✓	✓	✓			
5	Trip Blank #1 (1752CC-TB2)	↓	—	—	O	2								✓			QA/QC

S. Messick

<-- Total # of Containers

Sample Kit Prepared By	Date/Time	Relinquished By	Date/Time	Received By	Date/Time
ECG	7/11/17 11:00	[signature]	7/11/17 11:00	Steve Messick	7/14/17 @ 1400
Comments/Special Reporting Requirements: Greyhound Bus Priority from Gainesville, FL. to Orlando, FL. 1 cooler		Steve Messick	7/18/17 @ 1830	[signature]	7/19/17 1050
		Relinquished By	Date/Time	Received By	Date/Time
		Cooler #'s & Temps on Receipt: Med-248 1.7°C		Condition Upon Receipt: ✓ Acceptable ___ Unacceptable	

Matrix : GW-Groundwater SO-Soil DW-Drinking Water SE-Sediment SW-Surface Water WW-Wastewater A-Air O-Other (detail in comments) Preservation: I-Ice H-HCl N-HNO3 S-H2SO4 NO-NaOH O-Other (detail in comments)

Note : All samples submitted to ENCO Labs are in accordance with the terms and conditions listed on the reverse of this form, unless prior written agreements exist

Jones, Edmunds, and Associates, Inc.
Environmental Consultants
730 NE Waldo Road
Gainesville, Florida 32641
(352) 377-5821 Fax (352) 377-3166

Please return a copy of this form with original lab report.

Field Data Information Form

Project Name: Citrus County Central Class I Landfill
Project Number: 03860-056-01
Date: 7/18/17
Sampler: Steve Messick
Laboratory: ENCO Lab - Orlando, Florida

Sampling Station	Date	Time	pH (S. U.)	Temp (Deg C)	Conductivity (µmhos/cm)	Dissolved Oxygen (mg/L)	Turbidity (NTU)	ORP (mV)	Static Depth to Water *	Collection Method
mw-17	7/18/17	1158	5.60	23.3	182	0.27	1.53	-34.2	105.91	SP
mw-15	↓	1312	4.86	22.2	50	0.28	0.77	85.6	118.48	SP
mw-14	↓	1417	6.96	22.7	488	0.40	0.95	92.2	103.62	SP
mw-13	↓	1552	5.31	22.4	66	0.16	1.42	59.4	106.96	SP

TO BE SUBMITTED TO LABORATORY WITH CHAIN-OF-CUSTODY

Collection Method:	Description:
BA	BAILER
BP	BLADDER PUMP
CP	CENTRIFUGAL PUMP
E	GRAB
M	METER READING
PP	PERISTALTIC PUMP
SP	SUBMERSIBLE OR IN-PLACE DEDICATED PUMP
Z	UNKNOWN

* Initial Depth to Water at Time of Sampling

ENCO Laboratories

Accurate. Timely. Responsive. Innovative.

10775 Central Port Drive
Orlando FL, 32824
Phone: 407.826.5314 FAX: 407.850.6945

Friday, September 15, 2017
Jones Edmunds & Associates, Inc. (JO006)
Attn: Elizabeth Kennelley
730 N.E.Waldo Road Bldg.A
Gainesville, FL 32641

RE: Laboratory Results for
Project Number: 03860-056-01, Project Name/Desc: Citrus Co. LF
ENCO Workorder(s): AA05272

Dear Elizabeth Kennelley,

Enclosed is a copy of your laboratory report for test samples received by our laboratory on Thursday, July 20, 2017.

Unless otherwise noted in an attached project narrative, all samples were received in acceptable condition and processed in accordance with the referenced methods/procedures. Results for these procedures apply only to the samples as submitted.

The analytical results contained in this report are in compliance with NELAC standards, except as noted in the project narrative. This report shall not be reproduced except in full, without the written approval of the Laboratory.

This report contains only those analyses performed by Environmental Conservation Laboratories. Unless otherwise noted, all analyses were performed at ENCO Orlando. Data from outside organizations will be reported under separate cover.

If you have any questions or require further information, please do not hesitate to contact me.

Sincerely,

Carlene S. Pasipanki

Carlene S Pasipanki For David Camacho

Project Manager

Enclosure(s)

PROJECT NARRATIVE

Client: Jones Edmunds & Associates, Inc. (JO006)
Project: Citrus Co. LF
ENCO Project ID: AA05272

Overview

All samples submitted were analyzed by Environmental Conservation Laboratories, Inc. in accordance with the methods referenced in the laboratory report. Any particular difficulties encountered during sample handling and processing will be discussed in the Remarks section below.

Remarks

Analysis: SM 2540C-1997
Affected Samples: MW-21[AA05272-03], MW-20[AA05272-04]

Nonconformance: This report is an amendment to the original report dated 08/04/17 for this work order.

Additional Information: Upon initial reporting, TDS results for the above reference samples were incorrectly reported. Those results have been amended in this report.

David Camacho
Project Manager

This report relates only to the sample as received by the laboratory, and may only be reproduced in full.

www.encolabs.com

SAMPLE SUMMARY/LABORATORY CHRONICLE

Client ID: MW-10 **Lab ID: AA05272-01** **Sampled: 07/19/17 11:08** **Received: 07/20/17 13:20**

Parameter	Hold Date/Time(s)				Prep Date/Time(s)		Analysis Date/Time(s)
EPA 300.0	07/21/17	11:08			07/20/17	15:00	07/20/17 18:17
EPA 300.0	08/16/17				07/20/17	15:00	07/20/17 18:17
EPA 350.1	08/16/17				07/25/17	08:20	07/25/17 14:44
EPA 6020A	01/15/18				07/21/17	09:31	07/28/17 10:41
EPA 6020A	01/15/18				07/21/17	09:31	07/28/17 10:45
EPA 7470A	08/16/17				07/25/17	15:02	07/26/17 09:10
EPA 7470A	08/16/17				07/25/17	15:02	07/26/17 09:13
EPA 8011	08/02/17				07/21/17	10:00	07/21/17 11:03
EPA 8260B	08/02/17				07/21/17	00:00	07/21/17 13:30
Field	07/19/17	11:22			07/19/17	11:08	07/19/17 11:08
Field	07/20/17	11:08	07/20/17	11:08	07/19/17	11:08	07/19/17 11:08
Field	07/21/17	11:08			07/19/17	11:08	07/19/17 11:08
SM 2540C-1997	07/26/17				07/20/17	20:35	07/23/17 09:15

Client ID: MW-18 **Lab ID: AA05272-02** **Sampled: 07/19/17 12:08** **Received: 07/20/17 13:20**

Parameter	Hold Date/Time(s)				Prep Date/Time(s)		Analysis Date/Time(s)
EPA 8260B	08/02/17				07/21/17	00:00	07/21/17 14:01
Field	07/19/17	12:22			07/19/17	12:08	07/19/17 12:08
Field	07/20/17	12:08	07/20/17	12:08	07/19/17	12:08	07/19/17 12:08
Field	07/21/17	12:08			07/19/17	12:08	07/19/17 12:08

Client ID: MW-21 **Lab ID: AA05272-03** **Sampled: 07/19/17 13:46** **Received: 07/20/17 13:20**

Parameter	Hold Date/Time(s)				Prep Date/Time(s)		Analysis Date/Time(s)
EPA 300.0	07/21/17	13:46			07/20/17	15:00	07/20/17 18:32
EPA 300.0	08/16/17				07/20/17	15:00	07/20/17 18:32
EPA 350.1	08/16/17				07/25/17	08:20	07/25/17 14:45
EPA 6020A	01/15/18				07/21/17	09:31	07/28/17 10:48
EPA 6020A	01/15/18				07/21/17	09:31	07/28/17 10:52
EPA 7470A	08/16/17				07/25/17	15:02	07/26/17 09:16
EPA 7470A	08/16/17				07/25/17	15:02	07/26/17 09:19
EPA 8011	08/02/17				07/21/17	10:00	07/21/17 11:19
EPA 8260B	08/02/17				07/21/17	00:00	07/21/17 14:31
Field	07/19/17	14:00			07/19/17	13:46	07/19/17 13:46
Field	07/20/17	13:46	07/20/17	13:46	07/19/17	13:46	07/19/17 13:46
Field	07/21/17	13:46			07/19/17	13:46	07/19/17 13:46
SM 2540C-1997	07/26/17				07/20/17	20:35	07/23/17 09:15

Client ID: MW-20 **Lab ID: AA05272-04** **Sampled: 07/19/17 15:41** **Received: 07/20/17 13:20**

Parameter	Hold Date/Time(s)				Prep Date/Time(s)		Analysis Date/Time(s)
EPA 300.0	07/21/17	15:41			07/20/17	15:00	07/20/17 18:48
EPA 300.0	08/16/17				07/20/17	15:00	07/20/17 18:48
EPA 350.1	08/16/17				07/25/17	08:20	07/25/17 14:46
EPA 6020A	01/15/18				07/21/17	09:31	07/28/17 13:48
EPA 7470A	08/16/17				07/25/17	15:02	07/26/17 09:22
EPA 8011	08/02/17				07/21/17	10:00	07/21/17 11:35
EPA 8260B	08/02/17				07/21/17	00:00	07/21/17 15:01
Field	07/19/17	15:55			07/19/17	15:41	07/19/17 15:41
Field	07/20/17	15:41	07/20/17	15:41	07/19/17	15:41	07/19/17 15:41
Field	07/21/17	15:41			07/19/17	15:41	07/19/17 15:41
SM 2540C-1997	07/26/17				07/20/17	20:35	07/23/17 09:15

Client ID: MW-20 **Lab ID: AA05272-04RE1** **Sampled: 07/19/17 15:41** **Received: 07/20/17 13:20**

Parameter	Hold Date/Time(s)				Prep Date/Time(s)		Analysis Date/Time(s)
EPA 6020A	01/15/18				07/21/17	09:31	07/28/17 13:43
EPA 6020A	01/15/18				07/21/17	09:31	08/03/17 15:31

This report relates only to the sample as received by the laboratory, and may only be reproduced in full.

www.encolabs.com

SAMPLE SUMMARY/LABORATORY CHRONICLE

Client ID: TRIP BLANK 2 **Lab ID: AA05272-05** **Sampled: 07/19/17 00:00** **Received: 07/20/17 13:20**

Parameter	Hold Date/Time(s)	Prep Date/Time(s)	Analysis Date/Time(s)
EPA 8260B	08/02/17	07/21/17 00:00	07/21/17 15:31

This report relates only to the sample as received by the laboratory, and may only be reproduced in full.

www.encolabs.com

SAMPLE DETECTION SUMMARY

Client ID: MW-10 **Lab ID: AA05272-01**

Analyte	Results	Flag	MDL	PQL	Units	Method	Notes
1,4-Dichlorobenzene	5.0		0.76	1.0	ug/L	EPA 8260B	
Barium - Total	197		20.0	100	ug/L	EPA 6020A	
Benzene	0.71	I	0.71	1.0	ug/L	EPA 8260B	
Chloride	4.5	I	0.29	5.0	mg/L	EPA 300.0	
Chromium - Total	11.7		4.50	10.0	ug/L	EPA 6020A	
cis-1,2-Dichloroethene	2.6		0.53	1.0	ug/L	EPA 8260B	
Cobalt - Dissolved	2.26	I	2.10	10.0	ug/L	EPA 6020A	
Depth to Water	107.98				Ft	Field	
Dissolved Oxygen	0.26		0	0	mg/L	Field	
Iron - Total	5150		38.0	50.0	ug/L	EPA 6020A	
Iron - Dissolved	4260		38.0	50.0	ug/L	EPA 6020A	
Lead - Total	6.36		1.60	5.00	ug/L	EPA 6020A	
Oxidation/Reduction Potential	94.2		-999	-999	mV	Field	
pH	4.71				pH Units	Field	
Sodium - Total	4.44		0.320	1.00	mg/L	EPA 6020A	
Sodium - Dissolved	4.41		0.320	1.00	mg/L	EPA 6020A	
Specific Conductance (EC)	49		0	0	umhos/cm	Field	
Temperature	23.0		0	0	°C	Field	
Total Dissolved Solids	52		10	10	mg/L	SM 2540C-1997	
Turbidity	60.5		0	0	NTU	Field	
Vanadium - Total	5.64	I	2.00	10.0	ug/L	EPA 6020A	

Client ID: MW-18 **Lab ID: AA05272-02**

Analyte	Results	Flag	MDL	PQL	Units	Method	Notes
Depth to Water	110.38				Ft	Field	
Dissolved Oxygen	0.72		0	0	mg/L	Field	
Oxidation/Reduction Potential	251.9		-999	-999	mV	Field	
pH	5.01				pH Units	Field	
Specific Conductance (EC)	40		0	0	umhos/cm	Field	
Temperature	23.2		0	0	°C	Field	
Turbidity	125		0	0	NTU	Field	

Client ID: MW-21 **Lab ID: AA05272-03**

Analyte	Results	Flag	MDL	PQL	Units	Method	Notes
1,4-Dichlorobenzene	7.5		0.76	1.0	ug/L	EPA 8260B	
Acetone	20		10	20	ug/L	EPA 8260B	O-01
Ammonia as N	1.3		0.0073	0.020	mg/L	EPA 350.1	
Barium - Total	32.9	I	20.0	100	ug/L	EPA 6020A	
Benzene	1.2		0.71	1.0	ug/L	EPA 8260B	
Chloride	3.7	I	0.29	5.0	mg/L	EPA 300.0	
Chlorobenzene	1.6		0.72	1.0	ug/L	EPA 8260B	
Chromium - Total	5.16	I	4.50	10.0	ug/L	EPA 6020A	
cis-1,2-Dichloroethene	1.8		0.53	1.0	ug/L	EPA 8260B	
Cobalt - Dissolved	5.28	I	2.10	10.0	ug/L	EPA 6020A	
Depth to Water	110.19				Ft	Field	
Dissolved Oxygen	0.11		0	0	mg/L	Field	
Iron - Total	3790		38.0	50.0	ug/L	EPA 6020A	
Iron - Dissolved	3850		38.0	50.0	ug/L	EPA 6020A	
pH	4.95				pH Units	Field	
Sodium - Total	2.08		0.320	1.00	mg/L	EPA 6020A	
Sodium - Dissolved	2.33		0.320	1.00	mg/L	EPA 6020A	
Specific Conductance (EC)	112		0	0	umhos/cm	Field	
Temperature	23.5		0	0	°C	Field	
Total Dissolved Solids	40		10	10	mg/L	SM 2540C-1997	
Turbidity	31.2		0	0	NTU	Field	
Vinyl chloride	0.82	I	0.71	1.0	ug/L	EPA 8260B	

This report relates only to the sample as received by the laboratory, and may only be reproduced in full.

SAMPLE DETECTION SUMMARY

Client ID: MW-20 **Lab ID: AA05272-04**

Analyte	Results	Flag	MDL	PQL	Units	Method	Notes
Acetone	27		10	20	ug/L	EPA 8260B	O-01
Ammonia as N	0.84		0.0073	0.020	mg/L	EPA 350.1	
Barium - Total	36.3	I	20.0	100	ug/L	EPA 6020A	
Chloride	39		0.29	5.0	mg/L	EPA 300.0	
Cobalt - Total	3.93	I	2.10	10.0	ug/L	EPA 6020A	
Depth to Water	114.18				Ft	Field	
Dissolved Oxygen	0.05		0	0	mg/L	Field	
pH	6.22				pH Units	Field	
Specific Conductance (EC)	694		0	0	umhos/cm	Field	
Temperature	24.5		0	0	°C	Field	
Total Dissolved Solids	300		10	10	mg/L	SM 2540C-1997	
Turbidity	2.25		0	0	NTU	Field	

Client ID: MW-20 **Lab ID: AA05272-04RE1**

Analyte	Results	Flag	MDL	PQL	Units	Method	Notes
Iron - Total	124000		1140	1500	ug/L	EPA 6020A	
Sodium - Total	15.2		0.320	1.00	mg/L	EPA 6020A	

Client ID: TRIP BLANK 2 **Lab ID: AA05272-05**

Analyte	Results	Flag	MDL	PQL	Units	Method	Notes
Acetone	10	I	10	20	ug/L	EPA 8260B	O-01

This report relates only to the sample as received by the laboratory, and may only be reproduced in full.

www.encolabs.com

ANALYTICAL RESULTS

Description: MW-10 | **Lab Sample ID:** AA05272-01 | **Received:** 07/20/17 13:20

Matrix: Ground Water | **Sampled:** 07/19/17 11:08 | **Work Order:** AA05272

Project: Citrus Co. LF | **Sampled By:** Steve Messick

Volatile Organic Compounds by GCMS

^ - ENCO Orlando certified analyte [NELAC E83182]

Analyte [CAS Number]	Results	Flag	Units	DF	MDL	PQL	Batch	Method	Analyzed	By	Notes
1,1,1,2-Tetrachloroethane [630-20-6]^	0.61	U	ug/L	1	0.61	1.0	7G21010	EPA 8260B	07/21/17 13:30	KKW	
1,1,1-Trichloroethane [71-55-6]^	0.80	U	ug/L	1	0.80	1.0	7G21010	EPA 8260B	07/21/17 13:30	KKW	
1,1,2,2-Tetrachloroethane [79-34-5]^	0.54	U	ug/L	1	0.54	1.0	7G21010	EPA 8260B	07/21/17 13:30	KKW	
1,1,2-Trichloroethane [79-00-5]^	0.76	U	ug/L	1	0.76	1.0	7G21010	EPA 8260B	07/21/17 13:30	KKW	
1,1-Dichloroethane [75-34-3]^	0.62	U	ug/L	1	0.62	1.0	7G21010	EPA 8260B	07/21/17 13:30	KKW	
1,1-Dichloroethene [75-35-4]^	0.94	U	ug/L	1	0.94	1.0	7G21010	EPA 8260B	07/21/17 13:30	KKW	
1,2,3-Trichloropropane [96-18-4]^	0.64	U	ug/L	1	0.64	1.0	7G21010	EPA 8260B	07/21/17 13:30	KKW	
1,2-Dichlorobenzene [95-50-1]^	0.73	U	ug/L	1	0.73	1.0	7G21010	EPA 8260B	07/21/17 13:30	KKW	
1,2-Dichloroethane [107-06-2]^	0.63	U	ug/L	1	0.63	1.0	7G21010	EPA 8260B	07/21/17 13:30	KKW	
1,2-Dichloropropane [78-87-5]^	0.80	U	ug/L	1	0.80	1.0	7G21010	EPA 8260B	07/21/17 13:30	KKW	
1,4-Dichlorobenzene [106-46-7]^	**5.0**		ug/L	1	0.76	1.0	7G21010	EPA 8260B	07/21/17 13:30	KKW	
2-Butanone [78-93-3]^	4.5	U	ug/L	1	4.5	5.0	7G21010	EPA 8260B	07/21/17 13:30	KKW	
2-Hexanone [591-78-6]^	1.4	U	ug/L	1	1.4	5.0	7G21010	EPA 8260B	07/21/17 13:30	KKW	
4-Methyl-2-pentanone [108-10-1]^	0.79	U	ug/L	1	0.79	5.0	7G21010	EPA 8260B	07/21/17 13:30	KKW	
Acetone [67-64-1]^	10	U	ug/L	1	10	20	7G21010	EPA 8260B	07/21/17 13:30	KKW	
Acrylonitrile [107-13-1]^	3.2	U	ug/L	1	3.2	10	7G21010	EPA 8260B	07/21/17 13:30	KKW	QL-02
Benzene [71-43-2]^	**0.71**	I	ug/L	1	0.71	1.0	7G21010	EPA 8260B	07/21/17 13:30	KKW	
Bromochloromethane [74-97-5]^	0.94	U	ug/L	1	0.94	1.0	7G21010	EPA 8260B	07/21/17 13:30	KKW	
Bromodichloromethane [75-27-4]^	0.52	U	ug/L	1	0.52	1.0	7G21010	EPA 8260B	07/21/17 13:30	KKW	
Bromoform [75-25-2]^	0.75	U	ug/L	1	0.75	1.0	7G21010	EPA 8260B	07/21/17 13:30	KKW	
Bromomethane [74-83-9]^	0.95	U	ug/L	1	0.95	1.0	7G21010	EPA 8260B	07/21/17 13:30	KKW	
Carbon disulfide [75-15-0]^	2.6	U	ug/L	1	2.6	5.0	7G21010	EPA 8260B	07/21/17 13:30	KKW	
Carbon tetrachloride [56-23-5]^	0.94	U	ug/L	1	0.94	1.0	7G21010	EPA 8260B	07/21/17 13:30	KKW	
Chlorobenzene [108-90-7]^	0.72	U	ug/L	1	0.72	1.0	7G21010	EPA 8260B	07/21/17 13:30	KKW	
Chloroethane [75-00-3]^	0.98	U	ug/L	1	0.98	1.0	7G21010	EPA 8260B	07/21/17 13:30	KKW	
Chloroform [67-66-3]^	0.80	U	ug/L	1	0.80	1.0	7G21010	EPA 8260B	07/21/17 13:30	KKW	
Chloromethane [74-87-3]^	0.82	U	ug/L	1	0.82	1.0	7G21010	EPA 8260B	07/21/17 13:30	KKW	
cis-1,2-Dichloroethene [156-59-2]^	**2.6**		ug/L	1	0.53	1.0	7G21010	EPA 8260B	07/21/17 13:30	KKW	
cis-1,3-Dichloropropene [10061-01-5]^	0.59	U	ug/L	1	0.59	1.0	7G21010	EPA 8260B	07/21/17 13:30	KKW	
Dibromochloromethane [124-48-1]^	0.44	U	ug/L	1	0.44	1.0	7G21010	EPA 8260B	07/21/17 13:30	KKW	
Dibromomethane [74-95-3]^	0.84	U	ug/L	1	0.84	1.0	7G21010	EPA 8260B	07/21/17 13:30	KKW	
Ethylbenzene [100-41-4]^	0.69	U	ug/L	1	0.69	1.0	7G21010	EPA 8260B	07/21/17 13:30	KKW	
Iodomethane [74-88-4]^	0.72	U	ug/L	1	0.72	5.0	7G21010	EPA 8260B	07/21/17 13:30	KKW	
m,p-Xylenes [108-38-3/106-42-3]^	1.3	U	ug/L	1	1.3	2.0	7G21010	EPA 8260B	07/21/17 13:30	KKW	
Methylene chloride [75-09-2]^	2.0	U	ug/L	1	2.0	5.0	7G21010	EPA 8260B	07/21/17 13:30	KKW	
o-Xylene [95-47-6]^	0.53	U	ug/L	1	0.53	1.0	7G21010	EPA 8260B	07/21/17 13:30	KKW	
Styrene [100-42-5]^	0.61	U	ug/L	1	0.61	1.0	7G21010	EPA 8260B	07/21/17 13:30	KKW	
Tetrachloroethene [127-18-4]^	0.76	U	ug/L	1	0.76	1.0	7G21010	EPA 8260B	07/21/17 13:30	KKW	
Toluene [108-88-3]^	0.72	U	ug/L	1	0.72	1.0	7G21010	EPA 8260B	07/21/17 13:30	KKW	
trans-1,2-Dichloroethene [156-60-5]^	0.73	U	ug/L	1	0.73	1.0	7G21010	EPA 8260B	07/21/17 13:30	KKW	
trans-1,3-Dichloropropene [10061-02-6]^	0.73	U	ug/L	1	0.73	1.0	7G21010	EPA 8260B	07/21/17 13:30	KKW	
trans-1,4-Dichloro-2-butene [110-57-6]^	0.79	U	ug/L	1	0.79	1.0	7G21010	EPA 8260B	07/21/17 13:30	KKW	
Trichloroethene [79-01-6]^	0.89	U	ug/L	1	0.89	1.0	7G21010	EPA 8260B	07/21/17 13:30	KKW	
Trichlorofluoromethane [75-69-4]^	0.94	U	ug/L	1	0.94	1.0	7G21010	EPA 8260B	07/21/17 13:30	KKW	
Vinyl acetate [108-05-4]^	0.60	U	ug/L	1	0.60	5.0	7G21010	EPA 8260B	07/21/17 13:30	KKW	QL-02
Vinyl chloride [75-01-4]^	0.71	U	ug/L	1	0.71	1.0	7G21010	EPA 8260B	07/21/17 13:30	KKW	
Xylenes (Total) [1330-20-7]^	1.3	U	ug/L	1	1.3	2.0	7G21010	EPA 8260B	07/21/17 13:30	KKW	

This report relates only to the sample as received by the laboratory, and may only be reproduced in full.

www.encolabs.com

ANALYTICAL RESULTS

Description:	MW-10	**Lab Sample ID:**	AA05272-01	**Received:**	07/20/17 13:20
Matrix:	Ground Water	**Sampled:**	07/19/17 11:08	**Work Order:**	AA05272
Project:	Citrus Co. LF	**Sampled By:**	Steve Messick		

Volatile Organic Compounds by GCMS

^ - ENCO Orlando certified analyte [NELAC E83182]

Surrogates	Results	DF	Spike Lvl	% Rec	% Rec Limits	Batch	Method	Analyzed	By	Notes
4-Bromofluorobenzene	*54*	*1*	*50.0*	*107 %*	*41-142*	*7G21010*	*EPA 8260B*	*07/21/17 13:30*	*KKW*	
Dibromofluoromethane	*51*	*1*	*50.0*	*102 %*	*53-146*	*7G21010*	*EPA 8260B*	*07/21/17 13:30*	*KKW*	
Toluene-d8	*51*	*1*	*50.0*	*102 %*	*41-146*	*7G21010*	*EPA 8260B*	*07/21/17 13:30*	*KKW*	

Semivolatile Organic Compounds by GC

^ - ENCO Orlando certified analyte [NELAC E83182]

Analyte [CAS Number]	Results	Flag	Units	DF	MDL	PQL	Batch	Method	Analyzed	By	Notes
1,2-Dibromo-3-chloropropane [96-12-8]^	0.012	U	ug/L	1	0.012	0.020	7G20024	EPA 8011	07/21/17 11:03	RGG	
1,2-Dibromoethane [106-93-4]^	0.004	U	ug/L	1	0.004	0.020	7G20024	EPA 8011	07/21/17 11:03	RGG	

Surrogates	Results	DF	Spike Lvl	% Rec	% Rec Limits	Batch	Method	Analyzed	By	Notes
1,1,1,2-Tetrachloroethane	*0.26*	*1*	*0.250*	*105 %*	*70-130*	*7G20024*	*EPA 8011*	*07/21/17 11:03*	*RGG*	

Metals by EPA 6000/7000 Series Methods

^ - ENCO Orlando certified analyte [NELAC E83182]

Analyte [CAS Number]	Results	Flag	Units	DF	MDL	PQL	Batch	Method	Analyzed	By	Notes
Mercury [7439-97-6]^	0.0230	U	ug/L	1	0.0230	0.200	7G20047	EPA 7470A	07/26/17 09:13	IR	

Metals (total recoverable) by EPA 6000/7000 Series Methods

^ - ENCO Orlando certified analyte [NELAC E83182]

Analyte [CAS Number]	Results	Flag	Units	DF	MDL	PQL	Batch	Method	Analyzed	By	Notes
Antimony [7440-36-0]^	2.50	U	ug/L	1	2.50	5.00	7G21006	EPA 6020A	07/28/17 10:41	JAY	
Arsenic [7440-38-2]^	6.10	U	ug/L	1	6.10	10.0	7G21006	EPA 6020A	07/28/17 10:41	JAY	
Barium [7440-39-3]^	**197**		ug/L	1	20.0	100	7G21006	EPA 6020A	07/28/17 10:41	JAY	
Beryllium [7440-41-7]^	0.940	U	ug/L	1	0.940	1.00	7G21006	EPA 6020A	07/28/17 10:41	JAY	
Cadmium [7440-43-9]^	0.900	U	ug/L	1	0.900	3.00	7G21006	EPA 6020A	07/28/17 10:41	JAY	
Chromium [7440-47-3]^	**11.7**		ug/L	1	4.50	10.0	7G21006	EPA 6020A	07/28/17 10:41	JAY	
Cobalt [7440-48-4]^	2.10	U	ug/L	1	2.10	10.0	7G21006	EPA 6020A	07/28/17 10:41	JAY	
Copper [7440-50-8]^	2.20	U	ug/L	1	2.20	10.0	7G21006	EPA 6020A	07/28/17 10:41	JAY	
Iron [7439-89-6]^	**5150**		ug/L	1	38.0	50.0	7G21006	EPA 6020A	07/28/17 10:41	JAY	
Lead [7439-92-1]^	**6.36**		ug/L	1	1.60	5.00	7G21006	EPA 6020A	07/28/17 10:41	JAY	
Nickel [7440-02-0]^	3.20	U	ug/L	1	3.20	10.0	7G21006	EPA 6020A	07/28/17 10:41	JAY	
Selenium [7782-49-2]^	6.50	U	ug/L	1	6.50	10.0	7G21006	EPA 6020A	07/28/17 10:41	JAY	
Silver [7440-22-4]^	0.290	U	ug/L	1	0.290	1.00	7G21006	EPA 6020A	07/28/17 10:41	JAY	
Sodium [7440-23-5]^	**4.44**		mg/L	1	0.320	1.00	7G21006	EPA 6020A	07/28/17 10:41	JAY	
Thallium [7440-28-0]^	0.580	U	ug/L	1	0.580	1.00	7G21006	EPA 6020A	07/28/17 10:41	JAY	
Vanadium [7440-62-2]^	**5.64**	I	ug/L	1	2.00	10.0	7G21006	EPA 6020A	07/28/17 10:41	JAY	
Zinc [7440-66-6]^	16.0	U	ug/L	1	16.0	50.0	7G21006	EPA 6020A	07/28/17 10:41	JAY	

This report relates only to the sample as received by the laboratory, and may only be reproduced in full.

www.encolabs.com

ANALYTICAL RESULTS

Description: MW-10 | **Lab Sample ID:** AA05272-01 | **Received:** 07/20/17 13:20

Matrix: Ground Water | **Sampled:** 07/19/17 11:08 | **Work Order:** AA05272

Project: Citrus Co. LF | **Sampled By:** Steve Messick

Metals (Dissolved) by EPA 6000/7000 Series Methods

^ - ENCO Orlando certified analyte [NELAC E83182]

Analyte [CAS Number]	Results	Flag	Units	DF	MDL	PQL	Batch	Method	Analyzed	By	Notes
Antimony [7440-36-0]^	2.50	U	ug/L	1	2.50	5.00	7G21006	EPA 6020A	07/28/17 10:45	JAY	
Arsenic [7440-38-2]^	6.10	U	ug/L	1	6.10	10.0	7G21006	EPA 6020A	07/28/17 10:45	JAY	
Barium [7440-39-3]^	20.0	U	ug/L	1	20.0	100	7G21006	EPA 6020A	07/28/17 10:45	JAY	
Beryllium [7440-41-7]^	0.940	U	ug/L	1	0.940	1.00	7G21006	EPA 6020A	07/28/17 10:45	JAY	
Cadmium [7440-43-9]^	0.900	U	ug/L	1	0.900	3.00	7G21006	EPA 6020A	07/28/17 10:45	JAY	
Chromium [7440-47-3]^	4.50	U	ug/L	1	4.50	10.0	7G21006	EPA 6020A	07/28/17 10:45	JAY	
Cobalt [7440-48-4]^	**2.26**	I	ug/L	1	2.10	10.0	7G21006	EPA 6020A	07/28/17 10:45	JAY	
Copper [7440-50-8]^	2.20	U	ug/L	1	2.20	10.0	7G21006	EPA 6020A	07/28/17 10:45	JAY	
Iron [7439-89-6]^	**4260**		ug/L	1	38.0	50.0	7G21006	EPA 6020A	07/28/17 10:45	JAY	
Lead [7439-92-1]^	1.60	U	ug/L	1	1.60	5.00	7G21006	EPA 6020A	07/28/17 10:45	JAY	
Mercury [7439-97-6]^	0.0230	U	ug/L	1	0.0230	0.200	7G20047	EPA 7470A	07/26/17 09:10	IR	
Nickel [7440-02-0]^	3.20	U	ug/L	1	3.20	10.0	7G21006	EPA 6020A	07/28/17 10:45	JAY	
Selenium [7782-49-2]^	6.50	U	ug/L	1	6.50	10.0	7G21006	EPA 6020A	07/28/17 10:45	JAY	
Silver [7440-22-4]^	0.290	U	ug/L	1	0.290	1.00	7G21006	EPA 6020A	07/28/17 10:45	JAY	
Sodium [7440-23-5]^	**4.41**		mg/L	1	0.320	1.00	7G21006	EPA 6020A	07/28/17 10:45	JAY	
Thallium [7440-28-0]^	0.580	U	ug/L	1	0.580	1.00	7G21006	EPA 6020A	07/28/17 10:45	JAY	
Vanadium [7440-62-2]^	2.00	U	ug/L	1	2.00	10.0	7G21006	EPA 6020A	07/28/17 10:45	JAY	
Zinc [7440-66-6]^	16.0	U	ug/L	1	16.0	50.0	7G21006	EPA 6020A	07/28/17 10:45	JAY	

Classical Chemistry Parameters

^ - ENCO Orlando certified analyte [NELAC E83182]

Analyte [CAS Number]	Results	Flag	Units	DF	MDL	PQL	Batch	Method	Analyzed	By	Notes
Ammonia as N [7664-41-7]^	0.0073	U	mg/L	1	0.0073	0.020	7G25011	EPA 350.1	07/25/17 14:44	CRG	
Chloride [16887-00-6]^	**4.5**	I	mg/L	1	0.29	5.0	7G20001	EPA 300.0	07/20/17 18:17	RSA	
Nitrate as N [14797-55-8]^	0.052	U	mg/L	1	0.052	1.0	7G20001	EPA 300.0	07/20/17 18:17	RSA	
Total Dissolved Solids^	**52**		mg/L	1	10	10	7G20048	SM 2540C-1997	07/23/17 09:15	AH	

Field Parameters

Analyte [CAS Number]	Results	Flag	Units	DF	MDL	PQL	Batch	Method	Analyzed	By	Notes
Depth to Water	**107.98**		Ft	1			7H01025	Field	07/19/17 11:08	CSP	
Dissolved Oxygen	**0.26**		mg/L	1	0	0	7H01025	Field	07/19/17 11:08	CSP	
Oxidation/Reduction Potential	**94.2**		mV	1	-999	-999	7H01025	Field	07/19/17 11:08	CSP	
pH	**4.71**		pH Units	1			7H01025	Field	07/19/17 11:08	CSP	
Specific Conductance (EC)	**49**		umhos/cm	1	0	0	7H01025	Field	07/19/17 11:08	CSP	
Temperature	**23.0**		°C	1	0	0	7H01025	Field	07/19/17 11:08	CSP	
Turbidity	**60.5**		NTU	1	0	0	7H01025	Field	07/19/17 11:08	CSP	

This report relates only to the sample as received by the laboratory, and may only be reproduced in full.

www.encolabs.com

ANALYTICAL RESULTS

Description:	MW-18	**Lab Sample ID:**	AA05272-02	**Received:**	07/20/17 13:20
Matrix:	Ground Water	**Sampled:**	07/19/17 12:08	**Work Order:**	AA05272
Project:	Citrus Co. LF	**Sampled By:**	Steve Messick		

Volatile Organic Compounds by GCMS

^ - ENCO Orlando certified analyte [NELAC E83182]

Analyte [CAS Number]	Results	Flag	Units	DF	MDL	PQL	Batch	Method	Analyzed	By	Notes
Benzene [71-43-2]^	0.71	U	ug/L	1	0.71	1.0	7G21010	EPA 8260B	07/21/17 14:01	KKW	
Methylene chloride [75-09-2]^	2.0	U	ug/L	1	2.0	5.0	7G21010	EPA 8260B	07/21/17 14:01	KKW	
Vinyl chloride [75-01-4]^	0.71	U	ug/L	1	0.71	1.0	7G21010	EPA 8260B	07/21/17 14:01	KKW	

Surrogates	*Results*	*DF*	*Spike Lvl*	*% Rec*	*% Rec Limits*	*Batch*	*Method*	*Analyzed*	*By*	Notes
4-Bromofluorobenzene	*55*	*1*	*50.0*	*111 %*	*41-142*	*7G21010*	*EPA 8260B*	*07/21/17 14:01*	*KKW*	
Dibromofluoromethane	*50*	*1*	*50.0*	*101 %*	*53-146*	*7G21010*	*EPA 8260B*	*07/21/17 14:01*	*KKW*	
Toluene-d8	*53*	*1*	*50.0*	*106 %*	*41-146*	*7G21010*	*EPA 8260B*	*07/21/17 14:01*	*KKW*	

Field Parameters

Analyte [CAS Number]	Results	Flag	Units	DF	MDL	PQL	Batch	Method	Analyzed	By	Notes
Depth to Water	**110.38**		Ft	1			7H01025	Field	07/19/17 12:08	CSP	
Dissolved Oxygen	**0.72**		mg/L	1	0	0	7H01025	Field	07/19/17 12:08	CSP	
Oxidation/Reduction Potential	**251.9**		mV	1	-999	-999	7H01025	Field	07/19/17 12:08	CSP	
pH	**5.01**		pH Units	1			7H01025	Field	07/19/17 12:08	CSP	
Specific Conductance (EC)	**40**		umhos/cm	1	0	0	7H01025	Field	07/19/17 12:08	CSP	
Temperature	**23.2**		°C	1	0	0	7H01025	Field	07/19/17 12:08	CSP	
Turbidity	**125**		NTU	1	0	0	7H01025	Field	07/19/17 12:08	CSP	

This report relates only to the sample as received by the laboratory, and may only be reproduced in full.

www.encolabs.com

ANALYTICAL RESULTS

Description: MW-21 | **Lab Sample ID:** AA05272-03 | **Received:** 07/20/17 13:20

Matrix: Ground Water | **Sampled:** 07/19/17 13:46 | **Work Order:** AA05272

Project: Citrus Co. LF | **Sampled By:** Steve Messick

Volatile Organic Compounds by GCMS

^ - ENCO Orlando certified analyte [NELAC E83182]

Analyte [CAS Number]	Results	Flag	Units	DF	MDL	PQL	Batch	Method	Analyzed	By	Notes
1,1,1,2-Tetrachloroethane [630-20-6]^	0.61	U	ug/L	1	0.61	1.0	7G21010	EPA 8260B	07/21/17 14:31	KKW	
1,1,1-Trichloroethane [71-55-6]^	0.80	U	ug/L	1	0.80	1.0	7G21010	EPA 8260B	07/21/17 14:31	KKW	
1,1,2,2-Tetrachloroethane [79-34-5]^	0.54	U	ug/L	1	0.54	1.0	7G21010	EPA 8260B	07/21/17 14:31	KKW	
1,1,2-Trichloroethane [79-00-5]^	0.76	U	ug/L	1	0.76	1.0	7G21010	EPA 8260B	07/21/17 14:31	KKW	
1,1-Dichloroethane [75-34-3]^	0.62	U	ug/L	1	0.62	1.0	7G21010	EPA 8260B	07/21/17 14:31	KKW	
1,1-Dichloroethene [75-35-4]^	0.94	U	ug/L	1	0.94	1.0	7G21010	EPA 8260B	07/21/17 14:31	KKW	
1,2,3-Trichloropropane [96-18-4]^	0.64	U	ug/L	1	0.64	1.0	7G21010	EPA 8260B	07/21/17 14:31	KKW	
1,2-Dichlorobenzene [95-50-1]^	0.73	U	ug/L	1	0.73	1.0	7G21010	EPA 8260B	07/21/17 14:31	KKW	
1,2-Dichloroethane [107-06-2]^	0.63	U	ug/L	1	0.63	1.0	7G21010	EPA 8260B	07/21/17 14:31	KKW	
1,2-Dichloropropane [78-87-5]^	0.80	U	ug/L	1	0.80	1.0	7G21010	EPA 8260B	07/21/17 14:31	KKW	
1,4-Dichlorobenzene [106-46-7]^	**7.5**		ug/L	1	0.76	1.0	7G21010	EPA 8260B	07/21/17 14:31	KKW	
2-Butanone [78-93-3]^	4.5	U	ug/L	1	4.5	5.0	7G21010	EPA 8260B	07/21/17 14:31	KKW	
2-Hexanone [591-78-6]^	1.4	U	ug/L	1	1.4	5.0	7G21010	EPA 8260B	07/21/17 14:31	KKW	
4-Methyl-2-pentanone [108-10-1]^	0.79	U	ug/L	1	0.79	5.0	7G21010	EPA 8260B	07/21/17 14:31	KKW	
Acetone [67-64-1]^	**20**		ug/L	1	10	20	7G21010	EPA 8260B	07/21/17 14:31	KKW	O-01
Acrylonitrile [107-13-1]^	3.2	U	ug/L	1	3.2	10	7G21010	EPA 8260B	07/21/17 14:31	KKW	QL-02
Benzene [71-43-2]^	**1.2**		ug/L	1	0.71	1.0	7G21010	EPA 8260B	07/21/17 14:31	KKW	
Bromochloromethane [74-97-5]^	0.94	U	ug/L	1	0.94	1.0	7G21010	EPA 8260B	07/21/17 14:31	KKW	
Bromodichloromethane [75-27-4]^	0.52	U	ug/L	1	0.52	1.0	7G21010	EPA 8260B	07/21/17 14:31	KKW	
Bromoform [75-25-2]^	0.75	U	ug/L	1	0.75	1.0	7G21010	EPA 8260B	07/21/17 14:31	KKW	
Bromomethane [74-83-9]^	0.95	U	ug/L	1	0.95	1.0	7G21010	EPA 8260B	07/21/17 14:31	KKW	
Carbon disulfide [75-15-0]^	2.6	U	ug/L	1	2.6	5.0	7G21010	EPA 8260B	07/21/17 14:31	KKW	
Carbon tetrachloride [56-23-5]^	0.94	U	ug/L	1	0.94	1.0	7G21010	EPA 8260B	07/21/17 14:31	KKW	
Chlorobenzene [108-90-7]^	**1.6**		ug/L	1	0.72	1.0	7G21010	EPA 8260B	07/21/17 14:31	KKW	
Chloroethane [75-00-3]^	0.98	U	ug/L	1	0.98	1.0	7G21010	EPA 8260B	07/21/17 14:31	KKW	
Chloroform [67-66-3]^	0.80	U	ug/L	1	0.80	1.0	7G21010	EPA 8260B	07/21/17 14:31	KKW	
Chloromethane [74-87-3]^	0.82	U	ug/L	1	0.82	1.0	7G21010	EPA 8260B	07/21/17 14:31	KKW	
cis-1,2-Dichloroethene [156-59-2]^	**1.8**		ug/L	1	0.53	1.0	7G21010	EPA 8260B	07/21/17 14:31	KKW	
cis-1,3-Dichloropropene [10061-01-5]^	0.59	U	ug/L	1	0.59	1.0	7G21010	EPA 8260B	07/21/17 14:31	KKW	
Dibromochloromethane [124-48-1]^	0.44	U	ug/L	1	0.44	1.0	7G21010	EPA 8260B	07/21/17 14:31	KKW	
Dibromomethane [74-95-3]^	0.84	U	ug/L	1	0.84	1.0	7G21010	EPA 8260B	07/21/17 14:31	KKW	
Ethylbenzene [100-41-4]^	0.69	U	ug/L	1	0.69	1.0	7G21010	EPA 8260B	07/21/17 14:31	KKW	
Iodomethane [74-88-4]^	0.72	U	ug/L	1	0.72	5.0	7G21010	EPA 8260B	07/21/17 14:31	KKW	
m,p-Xylenes [108-38-3/106-42-3]^	1.3	U	ug/L	1	1.3	2.0	7G21010	EPA 8260B	07/21/17 14:31	KKW	
Methylene chloride [75-09-2]^	2.0	U	ug/L	1	2.0	5.0	7G21010	EPA 8260B	07/21/17 14:31	KKW	
o-Xylene [95-47-6]^	0.53	U	ug/L	1	0.53	1.0	7G21010	EPA 8260B	07/21/17 14:31	KKW	
Styrene [100-42-5]^	0.61	U	ug/L	1	0.61	1.0	7G21010	EPA 8260B	07/21/17 14:31	KKW	
Tetrachloroethene [127-18-4]^	0.76	U	ug/L	1	0.76	1.0	7G21010	EPA 8260B	07/21/17 14:31	KKW	
Toluene [108-88-3]^	0.72	U	ug/L	1	0.72	1.0	7G21010	EPA 8260B	07/21/17 14:31	KKW	
trans-1,2-Dichloroethene [156-60-5]^	0.73	U	ug/L	1	0.73	1.0	7G21010	EPA 8260B	07/21/17 14:31	KKW	
trans-1,3-Dichloropropene [10061-02-6]^	0.73	U	ug/L	1	0.73	1.0	7G21010	EPA 8260B	07/21/17 14:31	KKW	
trans-1,4-Dichloro-2-butene [110-57-6]^	0.79	U	ug/L	1	0.79	1.0	7G21010	EPA 8260B	07/21/17 14:31	KKW	
Trichloroethene [79-01-6]^	0.89	U	ug/L	1	0.89	1.0	7G21010	EPA 8260B	07/21/17 14:31	KKW	
Trichlorofluoromethane [75-69-4]^	0.94	U	ug/L	1	0.94	1.0	7G21010	EPA 8260B	07/21/17 14:31	KKW	
Vinyl acetate [108-05-4]^	0.60	U	ug/L	1	0.60	5.0	7G21010	EPA 8260B	07/21/17 14:31	KKW	QL-02
Vinyl chloride [75-01-4]^	**0.82**	I	ug/L	1	0.71	1.0	7G21010	EPA 8260B	07/21/17 14:31	KKW	
Xylenes (Total) [1330-20-7]^	1.3	U	ug/L	1	1.3	2.0	7G21010	EPA 8260B	07/21/17 14:31	KKW	

This report relates only to the sample as received by the laboratory, and may only be reproduced in full.

www.encolabs.com

ANALYTICAL RESULTS

Description:	MW-21	**Lab Sample ID:**	AA05272-03	**Received:**	07/20/17 13:20
Matrix:	Ground Water	**Sampled:**	07/19/17 13:46	**Work Order:**	AA05272
Project:	Citrus Co. LF	**Sampled By:**	Steve Messick		

Volatile Organic Compounds by GCMS

^ - ENCO Orlando certified analyte [NELAC E83182]

Surrogates	Results	DF	Spike Lvl	% Rec	% Rec Limits	Batch	Method	Analyzed	By	Notes
4-Bromofluorobenzene	*54*	*1*	*50.0*	*109 %*	*41-142*	*7G21010*	*EPA 8260B*	*07/21/17 14:31*	*KKW*	
Dibromofluoromethane	*52*	*1*	*50.0*	*103 %*	*53-146*	*7G21010*	*EPA 8260B*	*07/21/17 14:31*	*KKW*	
Toluene-d8	*52*	*1*	*50.0*	*104 %*	*41-146*	*7G21010*	*EPA 8260B*	*07/21/17 14:31*	*KKW*	

Semivolatile Organic Compounds by GC

^ - ENCO Orlando certified analyte [NELAC E83182]

Analyte [CAS Number]	Results	Flag	Units	DF	MDL	PQL	Batch	Method	Analyzed	By	Notes
1,2-Dibromo-3-chloropropane [96-12-8]^	0.012	U	ug/L	1	0.012	0.020	7G20024	EPA 8011	07/21/17 11:19	RGG	
1,2-Dibromoethane [106-93-4]^	0.004	U	ug/L	1	0.004	0.020	7G20024	EPA 8011	07/21/17 11:19	RGG	

Surrogates	Results	DF	Spike Lvl	% Rec	% Rec Limits	Batch	Method	Analyzed	By	Notes
1,1,1,2-Tetrachloroethane	*0.26*	*1*	*0.250*	*104 %*	*70-130*	*7G20024*	*EPA 8011*	*07/21/17 11:19*	*RGG*	

Metals by EPA 6000/7000 Series Methods

^ - ENCO Orlando certified analyte [NELAC E83182]

Analyte [CAS Number]	Results	Flag	Units	DF	MDL	PQL	Batch	Method	Analyzed	By	Notes
Mercury [7439-97-6]^	0.0230	U	ug/L	1	0.0230	0.200	7G20047	EPA 7470A	07/26/17 09:19	IR	

Metals (total recoverable) by EPA 6000/7000 Series Methods

^ - ENCO Orlando certified analyte [NELAC E83182]

Analyte [CAS Number]	Results	Flag	Units	DF	MDL	PQL	Batch	Method	Analyzed	By	Notes
Antimony [7440-36-0]^	2.50	U	ug/L	1	2.50	5.00	7G21006	EPA 6020A	07/28/17 10:48	JAY	
Arsenic [7440-38-2]^	6.10	U	ug/L	1	6.10	10.0	7G21006	EPA 6020A	07/28/17 10:48	JAY	
Barium [7440-39-3]^	**32.9**	I	ug/L	1	20.0	100	7G21006	EPA 6020A	07/28/17 10:48	JAY	
Beryllium [7440-41-7]^	0.940	U	ug/L	1	0.940	1.00	7G21006	EPA 6020A	07/28/17 10:48	JAY	
Cadmium [7440-43-9]^	0.900	U	ug/L	1	0.900	3.00	7G21006	EPA 6020A	07/28/17 10:48	JAY	
Chromium [7440-47-3]^	**5.16**	I	ug/L	1	4.50	10.0	7G21006	EPA 6020A	07/28/17 10:48	JAY	
Cobalt [7440-48-4]^	2.10	U	ug/L	1	2.10	10.0	7G21006	EPA 6020A	07/28/17 10:48	JAY	
Copper [7440-50-8]^	2.20	U	ug/L	1	2.20	10.0	7G21006	EPA 6020A	07/28/17 10:48	JAY	
Iron [7439-89-6]^	**3790**		ug/L	1	38.0	50.0	7G21006	EPA 6020A	07/28/17 10:48	JAY	
Lead [7439-92-1]^	1.60	U	ug/L	1	1.60	5.00	7G21006	EPA 6020A	07/28/17 10:48	JAY	
Nickel [7440-02-0]^	3.20	U	ug/L	1	3.20	10.0	7G21006	EPA 6020A	07/28/17 10:48	JAY	
Selenium [7782-49-2]^	6.50	U	ug/L	1	6.50	10.0	7G21006	EPA 6020A	07/28/17 10:48	JAY	
Silver [7440-22-4]^	0.290	U	ug/L	1	0.290	1.00	7G21006	EPA 6020A	07/28/17 10:48	JAY	
Sodium [7440-23-5]^	**2.08**		mg/L	1	0.320	1.00	7G21006	EPA 6020A	07/28/17 10:48	JAY	
Thallium [7440-28-0]^	0.580	U	ug/L	1	0.580	1.00	7G21006	EPA 6020A	07/28/17 10:48	JAY	
Vanadium [7440-62-2]^	2.00	U	ug/L	1	2.00	10.0	7G21006	EPA 6020A	07/28/17 10:48	JAY	
Zinc [7440-66-6]^	16.0	U	ug/L	1	16.0	50.0	7G21006	EPA 6020A	07/28/17 10:48	JAY	

This report relates only to the sample as received by the laboratory, and may only be reproduced in full.

www.encolabs.com

ANALYTICAL RESULTS

Description: MW-21 | **Lab Sample ID:** AA05272-03 | **Received:** 07/20/17 13:20
Matrix: Ground Water | **Sampled:** 07/19/17 13:46 | **Work Order:** AA05272
Project: Citrus Co. LF | **Sampled By:** Steve Messick

Metals (Dissolved) by EPA 6000/7000 Series Methods

^ - ENCO Orlando certified analyte [NELAC E83182]

Analyte [CAS Number]	Results	Flag	Units	DF	MDL	PQL	Batch	Method	Analyzed	By	Notes
Antimony [7440-36-0]^	2.50	U	ug/L	1	2.50	5.00	7G21006	EPA 6020A	07/28/17 10:52	JAY	
Arsenic [7440-38-2]^	6.10	U	ug/L	1	6.10	10.0	7G21006	EPA 6020A	07/28/17 10:52	JAY	
Barium [7440-39-3]^	20.0	U	ug/L	1	20.0	100	7G21006	EPA 6020A	07/28/17 10:52	JAY	
Beryllium [7440-41-7]^	0.940	U	ug/L	1	0.940	1.00	7G21006	EPA 6020A	07/28/17 10:52	JAY	
Cadmium [7440-43-9]^	0.900	U	ug/L	1	0.900	3.00	7G21006	EPA 6020A	07/28/17 10:52	JAY	
Chromium [7440-47-3]^	4.50	U	ug/L	1	4.50	10.0	7G21006	EPA 6020A	07/28/17 10:52	JAY	
Cobalt [7440-48-4]^	**5.28**	I	ug/L	1	2.10	10.0	7G21006	EPA 6020A	07/28/17 10:52	JAY	
Copper [7440-50-8]^	2.20	U	ug/L	1	2.20	10.0	7G21006	EPA 6020A	07/28/17 10:52	JAY	
Iron [7439-89-6]^	**3850**		ug/L	1	38.0	50.0	7G21006	EPA 6020A	07/28/17 10:52	JAY	
Lead [7439-92-1]^	1.60	U	ug/L	1	1.60	5.00	7G21006	EPA 6020A	07/28/17 10:52	JAY	
Mercury [7439-97-6]^	0.0230	U	ug/L	1	0.0230	0.200	7G20047	EPA 7470A	07/26/17 09:16	IR	
Nickel [7440-02-0]^	3.20	U	ug/L	1	3.20	10.0	7G21006	EPA 6020A	07/28/17 10:52	JAY	
Selenium [7782-49-2]^	6.50	U	ug/L	1	6.50	10.0	7G21006	EPA 6020A	07/28/17 10:52	JAY	
Silver [7440-22-4]^	0.290	U	ug/L	1	0.290	1.00	7G21006	EPA 6020A	07/28/17 10:52	JAY	
Sodium [7440-23-5]^	**2.33**		mg/L	1	0.320	1.00	7G21006	EPA 6020A	07/28/17 10:52	JAY	
Thallium [7440-28-0]^	0.580	U	ug/L	1	0.580	1.00	7G21006	EPA 6020A	07/28/17 10:52	JAY	
Vanadium [7440-62-2]^	2.00	U	ug/L	1	2.00	10.0	7G21006	EPA 6020A	07/28/17 10:52	JAY	
Zinc [7440-66-6]^	16.0	U	ug/L	1	16.0	50.0	7G21006	EPA 6020A	07/28/17 10:52	JAY	

Classical Chemistry Parameters

^ - ENCO Orlando certified analyte [NELAC E83182]

Analyte [CAS Number]	Results	Flag	Units	DF	MDL	PQL	Batch	Method	Analyzed	By	Notes
Ammonia as N [7664-41-7]^	**1.3**		mg/L	1	0.0073	0.020	7G25011	EPA 350.1	07/25/17 14:45	CRG	
Chloride [16887-00-6]^	**3.7**	I	mg/L	1	0.29	5.0	7G20001	EPA 300.0	07/20/17 18:32	RSA	
Nitrate as N [14797-55-8]^	0.052	U	mg/L	1	0.052	1.0	7G20001	EPA 300.0	07/20/17 18:32	RSA	
Total Dissolved Solids^	**40**		mg/L	1	10	10	7G20048	SM 2540C-1997	07/23/17 09:15	AH	

Field Parameters

Analyte [CAS Number]	Results	Flag	Units	DF	MDL	PQL	Batch	Method	Analyzed	By	Notes
Depth to Water	**110.19**		Ft	1			7H01025	Field	07/19/17 13:46	CSP	
Dissolved Oxygen	**0.11**		mg/L	1	0	0	7H01025	Field	07/19/17 13:46	CSP	
Oxidation/Reduction Potential	**-26.2**		mV	1	-999	-999	7H01025	Field	07/19/17 13:46	CSP	
pH	**4.95**		pH Units	1			7H01025	Field	07/19/17 13:46	CSP	
Specific Conductance (EC)	**112**		umhos/cm	1	0	0	7H01025	Field	07/19/17 13:46	CSP	
Temperature	**23.5**		°C	1	0	0	7H01025	Field	07/19/17 13:46	CSP	
Turbidity	**31.2**		NTU	1	0	0	7H01025	Field	07/19/17 13:46	CSP	

This report relates only to the sample as received by the laboratory, and may only be reproduced in full.

www.encolabs.com

ANALYTICAL RESULTS

Description: MW-20 | **Lab Sample ID:** AA05272-04 | **Received:** 07/20/17 13:20

Matrix: Ground Water | **Sampled:** 07/19/17 15:41 | **Work Order:** AA05272

Project: Citrus Co. LF | **Sampled By:** Steve Messick

Volatile Organic Compounds by GCMS

^ - ENCO Orlando certified analyte [NELAC E83182]

Analyte [CAS Number]	Results	Flag	Units	DF	MDL	PQL	Batch	Method	Analyzed	By	Notes
1,1,1,2-Tetrachloroethane [630-20-6]^	0.61	U	ug/L	1	0.61	1.0	7G21010	EPA 8260B	07/21/17 15:01	KKW	
1,1,1-Trichloroethane [71-55-6]^	0.80	U	ug/L	1	0.80	1.0	7G21010	EPA 8260B	07/21/17 15:01	KKW	
1,1,2,2-Tetrachloroethane [79-34-5]^	0.54	U	ug/L	1	0.54	1.0	7G21010	EPA 8260B	07/21/17 15:01	KKW	
1,1,2-Trichloroethane [79-00-5]^	0.76	U	ug/L	1	0.76	1.0	7G21010	EPA 8260B	07/21/17 15:01	KKW	
1,1-Dichloroethane [75-34-3]^	0.62	U	ug/L	1	0.62	1.0	7G21010	EPA 8260B	07/21/17 15:01	KKW	
1,1-Dichloroethene [75-35-4]^	0.94	U	ug/L	1	0.94	1.0	7G21010	EPA 8260B	07/21/17 15:01	KKW	
1,2,3-Trichloropropane [96-18-4]^	0.64	U	ug/L	1	0.64	1.0	7G21010	EPA 8260B	07/21/17 15:01	KKW	
1,2-Dichlorobenzene [95-50-1]^	0.73	U	ug/L	1	0.73	1.0	7G21010	EPA 8260B	07/21/17 15:01	KKW	
1,2-Dichloroethane [107-06-2]^	0.63	U	ug/L	1	0.63	1.0	7G21010	EPA 8260B	07/21/17 15:01	KKW	
1,2-Dichloropropane [78-87-5]^	0.80	U	ug/L	1	0.80	1.0	7G21010	EPA 8260B	07/21/17 15:01	KKW	
1,4-Dichlorobenzene [106-46-7]^	0.76	U	ug/L	1	0.76	1.0	7G21010	EPA 8260B	07/21/17 15:01	KKW	
2-Butanone [78-93-3]^	4.5	U	ug/L	1	4.5	5.0	7G21010	EPA 8260B	07/21/17 15:01	KKW	
2-Hexanone [591-78-6]^	1.4	U	ug/L	1	1.4	5.0	7G21010	EPA 8260B	07/21/17 15:01	KKW	
4-Methyl-2-pentanone [108-10-1]^	0.79	U	ug/L	1	0.79	5.0	7G21010	EPA 8260B	07/21/17 15:01	KKW	
Acetone [67-64-1]^	**27**		ug/L	1	10	20	7G21010	EPA 8260B	07/21/17 15:01	KKW	O-01
Acrylonitrile [107-13-1]^	3.2	U	ug/L	1	3.2	10	7G21010	EPA 8260B	07/21/17 15:01	KKW	QL-02
Benzene [71-43-2]^	0.71	U	ug/L	1	0.71	1.0	7G21010	EPA 8260B	07/21/17 15:01	KKW	
Bromochloromethane [74-97-5]^	0.94	U	ug/L	1	0.94	1.0	7G21010	EPA 8260B	07/21/17 15:01	KKW	
Bromodichloromethane [75-27-4]^	0.52	U	ug/L	1	0.52	1.0	7G21010	EPA 8260B	07/21/17 15:01	KKW	
Bromoform [75-25-2]^	0.75	U	ug/L	1	0.75	1.0	7G21010	EPA 8260B	07/21/17 15:01	KKW	
Bromomethane [74-83-9]^	0.95	U	ug/L	1	0.95	1.0	7G21010	EPA 8260B	07/21/17 15:01	KKW	
Carbon disulfide [75-15-0]^	2.6	U	ug/L	1	2.6	5.0	7G21010	EPA 8260B	07/21/17 15:01	KKW	
Carbon tetrachloride [56-23-5]^	0.94	U	ug/L	1	0.94	1.0	7G21010	EPA 8260B	07/21/17 15:01	KKW	
Chlorobenzene [108-90-7]^	0.72	U	ug/L	1	0.72	1.0	7G21010	EPA 8260B	07/21/17 15:01	KKW	
Chloroethane [75-00-3]^	0.98	U	ug/L	1	0.98	1.0	7G21010	EPA 8260B	07/21/17 15:01	KKW	
Chloroform [67-66-3]^	0.80	U	ug/L	1	0.80	1.0	7G21010	EPA 8260B	07/21/17 15:01	KKW	
Chloromethane [74-87-3]^	0.82	U	ug/L	1	0.82	1.0	7G21010	EPA 8260B	07/21/17 15:01	KKW	
cis-1,2-Dichloroethene [156-59-2]^	0.53	U	ug/L	1	0.53	1.0	7G21010	EPA 8260B	07/21/17 15:01	KKW	
cis-1,3-Dichloropropene [10061-01-5]^	0.59	U	ug/L	1	0.59	1.0	7G21010	EPA 8260B	07/21/17 15:01	KKW	
Dibromochloromethane [124-48-1]^	0.44	U	ug/L	1	0.44	1.0	7G21010	EPA 8260B	07/21/17 15:01	KKW	
Dibromomethane [74-95-3]^	0.84	U	ug/L	1	0.84	1.0	7G21010	EPA 8260B	07/21/17 15:01	KKW	
Ethylbenzene [100-41-4]^	0.69	U	ug/L	1	0.69	1.0	7G21010	EPA 8260B	07/21/17 15:01	KKW	
Iodomethane [74-88-4]^	0.72	U	ug/L	1	0.72	5.0	7G21010	EPA 8260B	07/21/17 15:01	KKW	
m,p-Xylenes [108-38-3/106-42-3]^	1.3	U	ug/L	1	1.3	2.0	7G21010	EPA 8260B	07/21/17 15:01	KKW	
Methylene chloride [75-09-2]^	2.0	U	ug/L	1	2.0	5.0	7G21010	EPA 8260B	07/21/17 15:01	KKW	
o-Xylene [95-47-6]^	0.53	U	ug/L	1	0.53	1.0	7G21010	EPA 8260B	07/21/17 15:01	KKW	
Styrene [100-42-5]^	0.61	U	ug/L	1	0.61	1.0	7G21010	EPA 8260B	07/21/17 15:01	KKW	
Tetrachloroethene [127-18-4]^	0.76	U	ug/L	1	0.76	1.0	7G21010	EPA 8260B	07/21/17 15:01	KKW	
Toluene [108-88-3]^	0.72	U	ug/L	1	0.72	1.0	7G21010	EPA 8260B	07/21/17 15:01	KKW	
trans-1,2-Dichloroethene [156-60-5]^	0.73	U	ug/L	1	0.73	1.0	7G21010	EPA 8260B	07/21/17 15:01	KKW	
trans-1,3-Dichloropropene [10061-02-6]^	0.73	U	ug/L	1	0.73	1.0	7G21010	EPA 8260B	07/21/17 15:01	KKW	
trans-1,4-Dichloro-2-butene [110-57-6]^	0.79	U	ug/L	1	0.79	1.0	7G21010	EPA 8260B	07/21/17 15:01	KKW	
Trichloroethene [79-01-6]^	0.89	U	ug/L	1	0.89	1.0	7G21010	EPA 8260B	07/21/17 15:01	KKW	
Trichlorofluoromethane [75-69-4]^	0.94	U	ug/L	1	0.94	1.0	7G21010	EPA 8260B	07/21/17 15:01	KKW	
Vinyl acetate [108-05-4]^	0.60	U	ug/L	1	0.60	5.0	7G21010	EPA 8260B	07/21/17 15:01	KKW	QL-02
Vinyl chloride [75-01-4]^	0.71	U	ug/L	1	0.71	1.0	7G21010	EPA 8260B	07/21/17 15:01	KKW	
Xylenes (Total) [1330-20-7]^	1.3	U	ug/L	1	1.3	2.0	7G21010	EPA 8260B	07/21/17 15:01	KKW	

This report relates only to the sample as received by the laboratory, and may only be reproduced in full.

www.encolabs.com

ANALYTICAL RESULTS

Description:	MW-20	**Lab Sample ID:**	AA05272-04	**Received:**	07/20/17 13:20
Matrix:	Ground Water	**Sampled:**	07/19/17 15:41	**Work Order:**	AA05272
Project:	Citrus Co. LF	**Sampled By:**	Steve Messick		

Volatile Organic Compounds by GCMS

^ - ENCO Orlando certified analyte [NELAC E83182]

Surrogates	Results	DF	Spike Lvl	% Rec	% Rec Limits	Batch	Method	Analyzed	By	Notes
4-Bromofluorobenzene	*56*	*1*	*50.0*	*113 %*	*41-142*	*7G21010*	*EPA 8260B*	*07/21/17 15:01*	*KKW*	
Dibromofluoromethane	*51*	*1*	*50.0*	*103 %*	*53-146*	*7G21010*	*EPA 8260B*	*07/21/17 15:01*	*KKW*	
Toluene-d8	*53*	*1*	*50.0*	*105 %*	*41-146*	*7G21010*	*EPA 8260B*	*07/21/17 15:01*	*KKW*	

Semivolatile Organic Compounds by GC

^ - ENCO Orlando certified analyte [NELAC E83182]

Analyte [CAS Number]	Results	Flag	Units	DF	MDL	PQL	Batch	Method	Analyzed	By	Notes
1,2-Dibromo-3-chloropropane [96-12-8]^	0.012	U	ug/L	1	0.012	0.020	7G20024	EPA 8011	07/21/17 11:35	RGG	
1,2-Dibromoethane [106-93-4]^	0.004	U	ug/L	1	0.004	0.020	7G20024	EPA 8011	07/21/17 11:35	RGG	

Surrogates	Results	DF	Spike Lvl	% Rec	% Rec Limits	Batch	Method	Analyzed	By	Notes
1,1,1,2-Tetrachloroethane	*0.26*	*1*	*0.250*	*104 %*	*70-130*	*7G20024*	*EPA 8011*	*07/21/17 11:35*	*RGG*	

Metals by EPA 6000/7000 Series Methods

^ - ENCO Orlando certified analyte [NELAC E83182]

Analyte [CAS Number]	Results	Flag	Units	DF	MDL	PQL	Batch	Method	Analyzed	By	Notes
Mercury [7439-97-6]^	0.0230	U	ug/L	1	0.0230	0.200	7G20047	EPA 7470A	07/26/17 09:22	IR	

Metals (total recoverable) by EPA 6000/7000 Series Methods

^ - ENCO Orlando certified analyte [NELAC E83182]

Analyte [CAS Number]	Results	Flag	Units	DF	MDL	PQL	Batch	Method	Analyzed	By	Notes
Antimony [7440-36-0]^	2.50	U	ug/L	1	2.50	5.00	7G21006	EPA 6020A	07/28/17 13:48	JAY	
Arsenic [7440-38-2]^	6.10	U	ug/L	1	6.10	10.0	7G21006	EPA 6020A	07/28/17 13:48	JAY	
Barium [7440-39-3]^	**36.3**	I	ug/L	1	20.0	100	7G21006	EPA 6020A	07/28/17 13:48	JAY	
Beryllium [7440-41-7]^	0.940	U	ug/L	1	0.940	1.00	7G21006	EPA 6020A	08/03/17 15:31	JMA	
Cadmium [7440-43-9]^	0.900	U	ug/L	1	0.900	3.00	7G21006	EPA 6020A	07/28/17 13:48	JAY	
Chromium [7440-47-3]^	4.50	U	ug/L	1	4.50	10.0	7G21006	EPA 6020A	07/28/17 13:48	JAY	
Cobalt [7440-48-4]^	**3.93**	I	ug/L	1	2.10	10.0	7G21006	EPA 6020A	07/28/17 13:48	JAY	
Copper [7440-50-8]^	2.20	U	ug/L	1	2.20	10.0	7G21006	EPA 6020A	07/28/17 13:48	JAY	
Iron [7439-89-6]^	**124000**		ug/L	30	1140	1500	7G21006	EPA 6020A	07/28/17 13:43	JAY	
Lead [7439-92-1]^	1.60	U	ug/L	1	1.60	5.00	7G21006	EPA 6020A	07/28/17 13:48	JAY	
Nickel [7440-02-0]^	3.20	U	ug/L	1	3.20	10.0	7G21006	EPA 6020A	07/28/17 13:48	JAY	
Selenium [7782-49-2]^	6.50	U	ug/L	1	6.50	10.0	7G21006	EPA 6020A	07/28/17 13:48	JAY	
Silver [7440-22-4]^	0.290	U	ug/L	1	0.290	1.00	7G21006	EPA 6020A	07/28/17 13:48	JAY	
Sodium [7440-23-5]^	**15.2**		mg/L	1	0.320	1.00	7G21006	EPA 6020A	08/03/17 15:31	JMA	
Thallium [7440-28-0]^	0.580	U	ug/L	1	0.580	1.00	7G21006	EPA 6020A	07/28/17 13:48	JAY	
Vanadium [7440-62-2]^	2.00	U	ug/L	1	2.00	10.0	7G21006	EPA 6020A	07/28/17 13:48	JAY	
Zinc [7440-66-6]^	16.0	U	ug/L	1	16.0	50.0	7G21006	EPA 6020A	07/28/17 13:48	JAY	

This report relates only to the sample as received by the laboratory, and may only be reproduced in full.

www.encolabs.com

ANALYTICAL RESULTS

Description: MW-20 | **Lab Sample ID:** AA05272-04 | **Received:** 07/20/17 13:20

Matrix: Ground Water | **Sampled:** 07/19/17 15:41 | **Work Order:** AA05272

Project: Citrus Co. LF | **Sampled By:** Steve Messick

Classical Chemistry Parameters

^ - ENCO Orlando certified analyte [NELAC E83182]

Analyte [CAS Number]	Results	Flag	Units	DF	MDL	PQL	Batch	Method	Analyzed	By	Notes
Ammonia as N [7664-41-7]^	**0.84**		mg/L	1	0.0073	0.020	7G25011	EPA 350.1	07/25/17 14:46	CRG	
Chloride [16887-00-6]^	**39**		mg/L	1	0.29	5.0	7G20001	EPA 300.0	07/20/17 18:48	RSA	
Nitrate as N [14797-55-8]^	0.052	U	mg/L	1	0.052	1.0	7G20001	EPA 300.0	07/20/17 18:48	RSA	
Total Dissolved Solids^	**300**		mg/L	1	10	10	7G20048	SM 2540C-1997	07/23/17 09:15	AH	

Field Parameters

Analyte [CAS Number]	Results	Flag	Units	DF	MDL	PQL	Batch	Method	Analyzed	By	Notes
Depth to Water	**114.18**		Ft	1			7H01025	Field	07/19/17 15:41	CSP	
Dissolved Oxygen	**0.05**		mg/L	1	0	0	7H01025	Field	07/19/17 15:41	CSP	
Oxidation/Reduction Potential	**-85.1**		mV	1	-999	-999	7H01025	Field	07/19/17 15:41	CSP	
pH	**6.22**		pH Units	1			7H01025	Field	07/19/17 15:41	CSP	
Specific Conductance (EC)	**694**		umhos/cm	1	0	0	7H01025	Field	07/19/17 15:41	CSP	
Temperature	**24.5**		°C	1	0	0	7H01025	Field	07/19/17 15:41	CSP	
Turbidity	**2.25**		NTU	1	0	0	7H01025	Field	07/19/17 15:41	CSP	

This report relates only to the sample as received by the laboratory, and may only be reproduced in full.

www.encolabs.com

ANALYTICAL RESULTS

Description: TRIP BLANK 2 | **Lab Sample ID:** AA05272-05 | **Received:** 07/20/17 13:20

Matrix: WATER | **Sampled:** 07/19/17 00:00 | **Work Order:** AA05272

Project: Citrus Co. LF | **Sampled By:** Steve Messick

Volatile Organic Compounds by GCMS

^ - ENCO Orlando certified analyte [NELAC E83182]

Analyte [CAS Number]	Results	Flag	Units	DF	MDL	PQL	Batch	Method	Analyzed	By	Notes
1,1,1,2-Tetrachloroethane [630-20-6]^	0.61	U	ug/L	1	0.61	1.0	7G21010	EPA 8260B	07/21/17 15:31	KKW	
1,1,1-Trichloroethane [71-55-6]^	0.80	U	ug/L	1	0.80	1.0	7G21010	EPA 8260B	07/21/17 15:31	KKW	
1,1,2,2-Tetrachloroethane [79-34-5]^	0.54	U	ug/L	1	0.54	1.0	7G21010	EPA 8260B	07/21/17 15:31	KKW	
1,1,2-Trichloroethane [79-00-5]^	0.76	U	ug/L	1	0.76	1.0	7G21010	EPA 8260B	07/21/17 15:31	KKW	
1,1-Dichloroethane [75-34-3]^	0.62	U	ug/L	1	0.62	1.0	7G21010	EPA 8260B	07/21/17 15:31	KKW	
1,1-Dichloroethene [75-35-4]^	0.94	U	ug/L	1	0.94	1.0	7G21010	EPA 8260B	07/21/17 15:31	KKW	
1,2,3-Trichloropropane [96-18-4]^	0.64	U	ug/L	1	0.64	1.0	7G21010	EPA 8260B	07/21/17 15:31	KKW	
1,2-Dichlorobenzene [95-50-1]^	0.73	U	ug/L	1	0.73	1.0	7G21010	EPA 8260B	07/21/17 15:31	KKW	
1,2-Dichloroethane [107-06-2]^	0.63	U	ug/L	1	0.63	1.0	7G21010	EPA 8260B	07/21/17 15:31	KKW	
1,2-Dichloropropane [78-87-5]^	0.80	U	ug/L	1	0.80	1.0	7G21010	EPA 8260B	07/21/17 15:31	KKW	
1,4-Dichlorobenzene [106-46-7]^	0.76	U	ug/L	1	0.76	1.0	7G21010	EPA 8260B	07/21/17 15:31	KKW	
2-Butanone [78-93-3]^	4.5	U	ug/L	1	4.5	5.0	7G21010	EPA 8260B	07/21/17 15:31	KKW	
2-Hexanone [591-78-6]^	1.4	U	ug/L	1	1.4	5.0	7G21010	EPA 8260B	07/21/17 15:31	KKW	
4-Methyl-2-pentanone [108-10-1]^	0.79	U	ug/L	1	0.79	5.0	7G21010	EPA 8260B	07/21/17 15:31	KKW	
Acetone [67-64-1]^	**10**	I	ug/L	1	10	20	7G21010	EPA 8260B	07/21/17 15:31	KKW	O-01
Acrylonitrile [107-13-1]^	3.2	U	ug/L	1	3.2	10	7G21010	EPA 8260B	07/21/17 15:31	KKW	QL-02
Benzene [71-43-2]^	0.71	U	ug/L	1	0.71	1.0	7G21010	EPA 8260B	07/21/17 15:31	KKW	
Bromochloromethane [74-97-5]^	0.94	U	ug/L	1	0.94	1.0	7G21010	EPA 8260B	07/21/17 15:31	KKW	
Bromodichloromethane [75-27-4]^	0.52	U	ug/L	1	0.52	1.0	7G21010	EPA 8260B	07/21/17 15:31	KKW	
Bromoform [75-25-2]^	0.75	U	ug/L	1	0.75	1.0	7G21010	EPA 8260B	07/21/17 15:31	KKW	
Bromomethane [74-83-9]^	0.95	U	ug/L	1	0.95	1.0	7G21010	EPA 8260B	07/21/17 15:31	KKW	
Carbon disulfide [75-15-0]^	2.6	U	ug/L	1	2.6	5.0	7G21010	EPA 8260B	07/21/17 15:31	KKW	
Carbon tetrachloride [56-23-5]^	0.94	U	ug/L	1	0.94	1.0	7G21010	EPA 8260B	07/21/17 15:31	KKW	
Chlorobenzene [108-90-7]^	0.72	U	ug/L	1	0.72	1.0	7G21010	EPA 8260B	07/21/17 15:31	KKW	
Chloroethane [75-00-3]^	0.98	U	ug/L	1	0.98	1.0	7G21010	EPA 8260B	07/21/17 15:31	KKW	
Chloroform [67-66-3]^	0.80	U	ug/L	1	0.80	1.0	7G21010	EPA 8260B	07/21/17 15:31	KKW	
Chloromethane [74-87-3]^	0.82	U	ug/L	1	0.82	1.0	7G21010	EPA 8260B	07/21/17 15:31	KKW	
cis-1,2-Dichloroethene [156-59-2]^	0.53	U	ug/L	1	0.53	1.0	7G21010	EPA 8260B	07/21/17 15:31	KKW	
cis-1,3-Dichloropropene [10061-01-5]^	0.59	U	ug/L	1	0.59	1.0	7G21010	EPA 8260B	07/21/17 15:31	KKW	
Dibromochloromethane [124-48-1]^	0.44	U	ug/L	1	0.44	1.0	7G21010	EPA 8260B	07/21/17 15:31	KKW	
Dibromomethane [74-95-3]^	0.84	U	ug/L	1	0.84	1.0	7G21010	EPA 8260B	07/21/17 15:31	KKW	
Ethylbenzene [100-41-4]^	0.69	U	ug/L	1	0.69	1.0	7G21010	EPA 8260B	07/21/17 15:31	KKW	
Iodomethane [74-88-4]^	0.72	U	ug/L	1	0.72	5.0	7G21010	EPA 8260B	07/21/17 15:31	KKW	
m,p-Xylenes [108-38-3/106-42-3]^	1.3	U	ug/L	1	1.3	2.0	7G21010	EPA 8260B	07/21/17 15:31	KKW	
Methylene chloride [75-09-2]^	2.0	U	ug/L	1	2.0	5.0	7G21010	EPA 8260B	07/21/17 15:31	KKW	
o-Xylene [95-47-6]^	0.53	U	ug/L	1	0.53	1.0	7G21010	EPA 8260B	07/21/17 15:31	KKW	
Styrene [100-42-5]^	0.61	U	ug/L	1	0.61	1.0	7G21010	EPA 8260B	07/21/17 15:31	KKW	
Tetrachloroethene [127-18-4]^	0.76	U	ug/L	1	0.76	1.0	7G21010	EPA 8260B	07/21/17 15:31	KKW	
Toluene [108-88-3]^	0.72	U	ug/L	1	0.72	1.0	7G21010	EPA 8260B	07/21/17 15:31	KKW	
trans-1,2-Dichloroethene [156-60-5]^	0.73	U	ug/L	1	0.73	1.0	7G21010	EPA 8260B	07/21/17 15:31	KKW	
trans-1,3-Dichloropropene [10061-02-6]^	0.73	U	ug/L	1	0.73	1.0	7G21010	EPA 8260B	07/21/17 15:31	KKW	
trans-1,4-Dichloro-2-butene [110-57-6]^	0.79	U	ug/L	1	0.79	1.0	7G21010	EPA 8260B	07/21/17 15:31	KKW	
Trichloroethene [79-01-6]^	0.89	U	ug/L	1	0.89	1.0	7G21010	EPA 8260B	07/21/17 15:31	KKW	
Trichlorofluoromethane [75-69-4]^	0.94	U	ug/L	1	0.94	1.0	7G21010	EPA 8260B	07/21/17 15:31	KKW	
Vinyl acetate [108-05-4]^	0.60	U	ug/L	1	0.60	5.0	7G21010	EPA 8260B	07/21/17 15:31	KKW	QL-02
Vinyl chloride [75-01-4]^	0.71	U	ug/L	1	0.71	1.0	7G21010	EPA 8260B	07/21/17 15:31	KKW	
Xylenes (Total) [1330-20-7]^	1.3	U	ug/L	1	1.3	2.0	7G21010	EPA 8260B	07/21/17 15:31	KKW	

This report relates only to the sample as received by the laboratory, and may only be reproduced in full.

www.encolabs.com

ANALYTICAL RESULTS

Description:	TRIP BLANK 2	**Lab Sample ID:**	AA05272-05	**Received:**	07/20/17 13:20
Matrix:	WATER	**Sampled:**	07/19/17 00:00	**Work Order:**	AA05272
Project:	Citrus Co. LF	**Sampled By:**	Steve Messick		

Volatile Organic Compounds by GCMS

^ - ENCO Orlando certified analyte [NELAC E83182]

Surrogates	Results	DF	Spike Lvl	% Rec	% Rec Limits	Batch	Method	Analyzed	By	Notes
4-Bromofluorobenzene	*54*	*1*	*50.0*	*109 %*	*41-142*	*7G21010*	*EPA 8260B*	*07/21/17 15:31*	*KKW*	
Dibromofluoromethane	*52*	*1*	*50.0*	*104 %*	*53-146*	*7G21010*	*EPA 8260B*	*07/21/17 15:31*	*KKW*	
Toluene-d8	*51*	*1*	*50.0*	*102 %*	*41-146*	*7G21010*	*EPA 8260B*	*07/21/17 15:31*	*KKW*	

This report relates only to the sample as received by the laboratory, and may only be reproduced in full.

QUALITY CONTROL DATA

Volatile Organic Compounds by GCMS - Quality Control

Batch 7G21010 - EPA 5030B_MS

Blank (7G21010-BLK1) Prepared: 07/21/2017 00:00 Analyzed: 07/21/2017 09:58

Analyte	Result	Flag	PQL	Units	Spike Level	Source Result	%REC	%REC Limits	RPD	RPD Limit	Notes
1,1,1,2-Tetrachloroethane	0.61	U	1.0	ug/L							
1,1,1-Trichloroethane	0.80	U	1.0	ug/L							
1,1,2,2-Tetrachloroethane	0.54	U	1.0	ug/L							
1,1,2-Trichloroethane	0.76	U	1.0	ug/L							
1,1-Dichloroethane	0.62	U	1.0	ug/L							
1,1-Dichloroethene	0.94	U	1.0	ug/L							
1,2,3-Trichloropropane	0.64	U	1.0	ug/L							
1,2-Dichlorobenzene	0.73	U	1.0	ug/L							
1,2-Dichloroethane	0.63	U	1.0	ug/L							
1,2-Dichloropropane	0.80	U	1.0	ug/L							
1,4-Dichlorobenzene	0.76	U	1.0	ug/L							
2-Butanone	4.5	U	5.0	ug/L							
2-Hexanone	1.4	U	5.0	ug/L							
4-Methyl-2-pentanone	0.79	U	5.0	ug/L							
Acetone	10	U	20	ug/L							
Acrylonitrile	3.2	U	10	ug/L							
Benzene	0.71	U	1.0	ug/L							
Bromochloromethane	0.94	U	1.0	ug/L							
Bromodichloromethane	0.52	U	1.0	ug/L							
Bromoform	0.75	U	1.0	ug/L							
Bromomethane	0.95	U	1.0	ug/L							
Carbon disulfide	2.6	U	5.0	ug/L							
Carbon tetrachloride	0.94	U	1.0	ug/L							
Chlorobenzene	0.72	U	1.0	ug/L							
Chloroethane	0.98	U	1.0	ug/L							
Chloroform	0.80	U	1.0	ug/L							
Chloromethane	0.82	U	1.0	ug/L							
cis-1,2-Dichloroethene	0.53	U	1.0	ug/L							
cis-1,3-Dichloropropene	0.59	U	1.0	ug/L							
Dibromochloromethane	0.44	U	1.0	ug/L							
Dibromomethane	0.84	U	1.0	ug/L							
Ethylbenzene	0.69	U	1.0	ug/L							
Iodomethane	0.72	U	5.0	ug/L							
m,p-Xylenes	1.3	U	2.0	ug/L							
Methylene chloride	2.0	U	5.0	ug/L							
o-Xylene	0.53	U	1.0	ug/L							
Styrene	0.61	U	1.0	ug/L							
Tetrachloroethene	0.76	U	1.0	ug/L							
Toluene	0.72	U	1.0	ug/L							
trans-1,2-Dichloroethene	0.73	U	1.0	ug/L							
trans-1,3-Dichloropropene	0.73	U	1.0	ug/L							
trans-1,4-Dichloro-2-butene	0.79	U	1.0	ug/L							
Trichloroethene	0.89	U	1.0	ug/L							
Trichlorofluoromethane	0.94	U	1.0	ug/L							
Vinyl acetate	0.60	U	5.0	ug/L							
Vinyl chloride	0.71	U	1.0	ug/L							
Xylenes (Total)	1.3	U	2.0	ug/L							
4-Bromofluorobenzene	*54*			*ug/L*	*50.0*		*108*	*41-142*			
Dibromofluoromethane	*52*			*ug/L*	*50.0*		*104*	*53-146*			

This report relates only to the sample as received by the laboratory, and may only be reproduced in full.

QUALITY CONTROL DATA

Volatile Organic Compounds by GCMS - Quality Control

Batch 7G21010 - EPA 5030B_MS - Continued

Blank (7G21010-BLK1) Continued Prepared: 07/21/2017 00:00 Analyzed: 07/21/2017 09:58

Analyte	Result	Flag	PQL	Units	Spike Level	Source Result	%REC	%REC Limits	RPD	RPD Limit	Notes
Toluene-d8	*53*			*ug/L*	*50.0*		*105*	*41-146*			

LCS (7G21010-BS1) Prepared: 07/21/2017 00:00 Analyzed: 07/21/2017 08:58

Analyte	Result	Flag	PQL	Units	Spike Level	Source Result	%REC	%REC Limits	RPD	RPD Limit	Notes
1,1-Dichloroethene	24		1.0	ug/L	20.0		121	47-139			
Benzene	21		1.0	ug/L	20.0		105	56-136			
Chlorobenzene	21		1.0	ug/L	20.0		107	51-139			
Methylene chloride	23		5.0	ug/L	20.0		115	43-142			
Toluene	23		1.0	ug/L	20.0		113	64-131			
Trichloroethene	18		1.0	ug/L	20.0		92	62-135			
Vinyl chloride	26		1.0	ug/L	20.0		130	20-167			
4-Bromofluorobenzene	*53*			*ug/L*	*50.0*		*107*	*41-142*			
Dibromofluoromethane	*52*			*ug/L*	*50.0*		*104*	*53-146*			
Toluene-d8	*52*			*ug/L*	*50.0*		*103*	*41-146*			

Matrix Spike (7G21010-MS1) Prepared: 07/21/2017 00:00 Analyzed: 07/21/2017 18:59

Source: AA05267-01

Analyte	Result	Flag	PQL	Units	Spike Level	Source Result	%REC	%REC Limits	RPD	RPD Limit	Notes
1,1-Dichloroethene	25		1.0	ug/L	20.0	0.94 U	125	47-139			
Benzene	20		1.0	ug/L	20.0	0.71 U	102	56-136			
Chlorobenzene	23		1.0	ug/L	20.0	0.72 U	115	51-139			
Methylene chloride	21		5.0	ug/L	20.0	2.0 U	106	43-142			
Toluene	24		1.0	ug/L	20.0	0.72 U	118	64-131			
Trichloroethene	21		1.0	ug/L	20.0	0.89 U	106	62-135			
Vinyl chloride	23		1.0	ug/L	20.0	0.71 U	115	20-167			
4-Bromofluorobenzene	*55*			*ug/L*	*50.0*		*110*	*41-142*			
Dibromofluoromethane	*53*			*ug/L*	*50.0*		*107*	*53-146*			
Toluene-d8	*50*			*ug/L*	*50.0*		*101*	*41-146*			

Matrix Spike Dup (7G21010-MSD1) Prepared: 07/21/2017 00:00 Analyzed: 07/21/2017 19:28

Source: AA05267-01

Analyte	Result	Flag	PQL	Units	Spike Level	Source Result	%REC	%REC Limits	RPD	RPD Limit	Notes
1,1-Dichloroethene	23		1.0	ug/L	20.0	0.94 U	115	47-139	8	16	
Benzene	20		1.0	ug/L	20.0	0.71 U	99	56-136	3	14	
Chlorobenzene	22		1.0	ug/L	20.0	0.72 U	112	51-139	3	13	
Methylene chloride	20		5.0	ug/L	20.0	2.0 U	98	43-142	8	23	
Toluene	23		1.0	ug/L	20.0	0.72 U	113	64-131	4	16	
Trichloroethene	21		1.0	ug/L	20.0	0.89 U	105	62-135	1	20	
Vinyl chloride	23		1.0	ug/L	20.0	0.71 U	115	20-167	0.6	24	
4-Bromofluorobenzene	*55*			*ug/L*	*50.0*		*110*	*41-142*			
Dibromofluoromethane	*51*			*ug/L*	*50.0*		*102*	*53-146*			
Toluene-d8	*51*			*ug/L*	*50.0*		*103*	*41-146*			

Semivolatile Organic Compounds by GC - Quality Control

Batch 7G20024 - EPA 504/8011

This report relates only to the sample as received by the laboratory, and may only be reproduced in full.

QUALITY CONTROL DATA

Semivolatile Organic Compounds by GC - Quality Control

Batch 7G20024 - EPA 504/8011 - Continued

Blank (7G20024-BLK1) Prepared: 07/20/2017 13:15 Analyzed: 07/20/2017 13:54

Analyte	Result	Flag	PQL	Units	Spike Level	Source Result	%REC	%REC Limits	RPD	RPD Limit	Notes
1,2-Dibromo-3-chloropropane	0.012	U	0.020	ug/L							
1,2-Dibromoethane	0.004	U	0.020	ug/L							
1,1,1,2-Tetrachloroethane	*0.27*			*ug/L*	*0.250*		*108*	*70-130*			

LCS (7G20024-BS1) Prepared: 07/20/2017 13:15 Analyzed: 07/20/2017 14:10

Analyte	Result	Flag	PQL	Units	Spike Level	Source Result	%REC	%REC Limits	RPD	RPD Limit	Notes
1,2-Dibromo-3-chloropropane	0.21		0.020	ug/L	0.250		85	61-139			
1,2-Dibromoethane	0.23		0.020	ug/L	0.250		92	65-133			
1,1,1,2-Tetrachloroethane	*0.25*			*ug/L*	*0.250*		*99*	*70-130*			

Matrix Spike (7G20024-MS1) Prepared: 07/20/2017 13:15 Analyzed: 07/20/2017 14:27

Source: AA05078-02

Analyte	Result	Flag	PQL	Units	Spike Level	Source Result	%REC	%REC Limits	RPD	RPD Limit	Notes
1,2-Dibromo-3-chloropropane	0.21		0.020	ug/L	0.250	0.012 U	85	61-139			
1,2-Dibromoethane	0.23		0.020	ug/L	0.250	0.004 U	91	65-133			
1,1,1,2-Tetrachloroethane	*0.24*			*ug/L*	*0.250*		*96*	*70-130*			

Matrix Spike Dup (7G20024-MSD1) Prepared: 07/20/2017 13:15 Analyzed: 07/20/2017 14:43

Source: AA05078-02

Analyte	Result	Flag	PQL	Units	Spike Level	Source Result	%REC	%REC Limits	RPD	RPD Limit	Notes
1,2-Dibromo-3-chloropropane	0.22		0.020	ug/L	0.250	0.012 U	86	61-139	1	12	
1,2-Dibromoethane	0.24		0.020	ug/L	0.250	0.004 U	94	65-133	3	17	
1,1,1,2-Tetrachloroethane	*0.24*			*ug/L*	*0.250*		*98*	*70-130*			

Metals by EPA 6000/7000 Series Methods - Quality Control

Batch 7G20047 - EPA 7470A

Blank (7G20047-BLK1) Prepared: 07/25/2017 15:02 Analyzed: 07/26/2017 08:26

Analyte	Result	Flag	PQL	Units	Spike Level	Source Result	%REC	%REC Limits	RPD	RPD Limit	Notes
Mercury	0.0230	U	0.200	ug/L							

Blank (7G20047-BLK2) Prepared: 07/25/2017 15:02 Analyzed: 07/26/2017 08:29

Analyte	Result	Flag	PQL	Units	Spike Level	Source Result	%REC	%REC Limits	RPD	RPD Limit	Notes
Mercury	0.230	U	2.00	ug/L							

LCS (7G20047-BS1) Prepared: 07/25/2017 15:02 Analyzed: 07/26/2017 08:32

Analyte	Result	Flag	PQL	Units	Spike Level	Source Result	%REC	%REC Limits	RPD	RPD Limit	Notes
Mercury	5.03		0.200	ug/L	5.00		101	80-120			

This report relates only to the sample as received by the laboratory, and may only be reproduced in full.

QUALITY CONTROL DATA

Metals by EPA 6000/7000 Series Methods - Quality Control

Batch 7G20047 - EPA 7470A - Continued

Matrix Spike (7G20047-MS1) Prepared: 07/25/2017 15:02 Analyzed: 07/26/2017 08:42

Source: AA05278-01

Analyte	Result	Flag	PQL	Units	Spike Level	Source Result	%REC	%REC Limits	RPD	RPD Limit	Notes
Mercury	1.72		0.200	ug/L	5.00	0.0230 U	34	75-125			QM-07

Matrix Spike Dup (7G20047-MSD1) Prepared: 07/25/2017 15:02 Analyzed: 07/26/2017 08:45

Source: AA05278-01

Analyte	Result	Flag	PQL	Units	Spike Level	Source Result	%REC	%REC Limits	RPD	RPD Limit	Notes
Mercury	1.74		0.200	ug/L	5.00	0.0230 U	35	75-125	0.9	20	QM-07

Post Spike (7G20047-PS1) Prepared: 07/26/2017 06:00 Analyzed: 07/26/2017 08:54

Source: AA05278-01

Analyte	Result	Flag	PQL	Units	Spike Level	Source Result	%REC	%REC Limits	RPD	RPD Limit	Notes
Mercury	5.28		0.200	ug/L	5.61	-0.00892	94	80-120			

Metals (total recoverable) by EPA 6000/7000 Series Methods - Quality Control

Batch 7G21006 - EPA 3005A

Blank (7G21006-BLK1) Prepared: 07/21/2017 09:31 Analyzed: 07/28/2017 09:23

Analyte	Result	Flag	PQL	Units	Spike Level	Source Result	%REC	%REC Limits	RPD	RPD Limit	Notes
Antimony	2.50	U	5.00	ug/L							
Arsenic	6.10	U	10.0	ug/L							
Barium	20.0	U	100	ug/L							
Beryllium	0.940	U	1.00	ug/L							
Cadmium	0.900	U	3.00	ug/L							
Chromium	4.50	U	10.0	ug/L							
Cobalt	2.10	U	10.0	ug/L							
Copper	2.20	U	10.0	ug/L							
Iron	38.0	U	50.0	ug/L							
Lead	1.60	U	5.00	ug/L							
Nickel	3.20	U	10.0	ug/L							
Selenium	6.50	U	10.0	ug/L							
Silver	0.290	U	1.00	ug/L							
Sodium	0.320	U	1.00	mg/L							
Thallium	0.580	U	1.00	ug/L							
Vanadium	2.00	U	10.0	ug/L							
Zinc	16.0	U	50.0	ug/L							

Blank (7G21006-BLK2) Prepared: 07/21/2017 09:31 Analyzed: 07/28/2017 09:26

Analyte	Result	Flag	PQL	Units	Spike Level	Source Result	%REC	%REC Limits	RPD	RPD Limit	Notes
Antimony	0.250	U	0.500	ug/L							
Arsenic	0.610	U	1.00	ug/L							
Barium	2.00	U	10.0	ug/L							
Beryllium	0.0940	U	0.100	ug/L							
Cadmium	0.0900	U	0.300	ug/L							
Chromium	0.450	U	1.00	ug/L							
Cobalt	0.210	U	1.00	ug/L							
Copper	0.220	U	1.00	ug/L							
Iron	3.80	U	5.00	ug/L							

This report relates only to the sample as received by the laboratory, and may only be reproduced in full.

QUALITY CONTROL DATA

Metals (total recoverable) by EPA 6000/7000 Series Methods - Quality Control

Batch 7G21006 - EPA 3005A - Continued

Blank (7G21006-BLK2) Continued Prepared: 07/21/2017 09:31 Analyzed: 07/28/2017 09:26

Analyte	Result	Flag	PQL	Units	Spike Level	Source Result	%REC	%REC Limits	RPD	RPD Limit	Notes
Lead	0.160	U	0.500	ug/L							
Nickel	0.320	U	1.00	ug/L							
Selenium	0.650	U	1.00	ug/L							
Silver	0.0290	U	0.100	ug/L							
Sodium	0.0320	U	0.100	mg/L							
Thallium	0.0580	U	0.100	ug/L							
Vanadium	0.200	U	1.00	ug/L							
Zinc	1.60	U	5.00	ug/L							

LCS (7G21006-BS1) Prepared: 07/21/2017 09:31 Analyzed: 07/28/2017 09:30

Analyte	Result	Flag	PQL	Units	Spike Level	Source Result	%REC	%REC Limits	RPD	RPD Limit	Notes
Antimony	48.4		5.00	ug/L	50.0		97	80-120			
Arsenic	488		10.0	ug/L	500		98	80-120			
Barium	499		100	ug/L	500		100	80-120			
Beryllium	49.7		1.00	ug/L	50.0		99	80-120			
Cadmium	46.8		3.00	ug/L	50.0		94	80-120			
Chromium	494		10.0	ug/L	500		99	80-120			
Cobalt	508		10.0	ug/L	500		102	80-120			
Copper	483		10.0	ug/L	500		97	80-120			
Iron	1060		50.0	ug/L	1000		106	80-120			
Lead	495		5.00	ug/L	500		99	80-120			
Nickel	485		10.0	ug/L	500		97	80-120			
Selenium	475		10.0	ug/L	500		95	80-120			
Silver	48.4		1.00	ug/L	50.0		97	80-120			
Sodium	25.7		1.00	mg/L	25.0		103	80-120			
Thallium	50.4		1.00	ug/L	50.0		101	80-120			
Vanadium	507		10.0	ug/L	500		101	80-120			
Zinc	461		50.0	ug/L	500		92	80-120			

Matrix Spike (7G21006-MS1) Prepared: 07/21/2017 09:31 Analyzed: 07/28/2017 09:37

Source: AA05278-01

Analyte	Result	Flag	PQL	Units	Spike Level	Source Result	%REC	%REC Limits	RPD	RPD Limit	Notes
Antimony	48.1		5.00	ug/L	50.0	2.50 U	96	75-125			
Arsenic	509		10.0	ug/L	500	6.10 U	102	75-125			
Barium	538		100	ug/L	500	38.5	100	75-125			
Beryllium	50.1		1.00	ug/L	50.0	0.940 U	100	75-125			
Cadmium	48.0		3.00	ug/L	50.0	0.900 U	96	75-125			
Chromium	487		10.0	ug/L	500	4.50 U	97	75-125			
Cobalt	502		10.0	ug/L	500	3.90	100	75-125			
Copper	477		10.0	ug/L	500	2.20 U	95	75-125			
Iron	51900	L	50.0	ug/L	1000	51900	NR	75-125			E, QM-17
Lead	497		5.00	ug/L	500	1.60 U	99	75-125			
Nickel	486		10.0	ug/L	500	4.39	96	75-125			
Selenium	482		10.0	ug/L	500	6.50 U	96	75-125			
Silver	46.9		1.00	ug/L	50.0	0.290 U	94	75-125			
Sodium	29.3		1.00	mg/L	25.0	3.54	103	75-125			
Thallium	51.8		1.00	ug/L	50.0	0.580 U	104	75-125			
Vanadium	505		10.0	ug/L	500	2.00 U	101	75-125			

This report relates only to the sample as received by the laboratory, and may only be reproduced in full.

QUALITY CONTROL DATA

Metals (total recoverable) by EPA 6000/7000 Series Methods - Quality Control

Batch 7G21006 - EPA 3005A - Continued

Matrix Spike (7G21006-MS1) Continued Prepared: 07/21/2017 09:31 Analyzed: 07/28/2017 09:37

Source: AA05278-01

Analyte	Result	Flag	PQL	Units	Spike Level	Source Result	%REC	%REC Limits	RPD	RPD Limit	Notes
Zinc	462		50.0	ug/L	500	16.0 U	92	75-125			

Matrix Spike Dup (7G21006-MSD1) Prepared: 07/21/2017 09:31 Analyzed: 07/28/2017 09:40

Source: AA05278-01

Analyte	Result	Flag	PQL	Units	Spike Level	Source Result	%REC	%REC Limits	RPD	RPD Limit	Notes
Antimony	48.1		5.00	ug/L	50.0	2.50 U	96	75-125	0.02	20	
Arsenic	502		10.0	ug/L	500	6.10 U	100	75-125	1	20	
Barium	536		100	ug/L	500	38.5	99	75-125	0.4	20	
Beryllium	48.4		1.00	ug/L	50.0	0.940 U	97	75-125	3	20	
Cadmium	46.5		3.00	ug/L	50.0	0.900 U	93	75-125	3	20	
Chromium	487		10.0	ug/L	500	4.50 U	97	75-125	0.09	20	
Cobalt	499		10.0	ug/L	500	3.90	99	75-125	0.5	20	
Copper	466		10.0	ug/L	500	2.20 U	93	75-125	2	20	
Iron	53100	L	50.0	ug/L	1000	51900	126	75-125	2	20	E, QM-17
Lead	492		5.00	ug/L	500	1.60 U	98	75-125	1	20	
Nickel	470		10.0	ug/L	500	4.39	93	75-125	3	20	
Selenium	495		10.0	ug/L	500	6.50 U	99	75-125	3	20	
Silver	46.5		1.00	ug/L	50.0	0.290 U	93	75-125	1	20	
Sodium	28.3		1.00	mg/L	25.0	3.54	99	75-125	3	20	
Thallium	50.8		1.00	ug/L	50.0	0.580 U	102	75-125	2	20	
Vanadium	499		10.0	ug/L	500	2.00 U	100	75-125	1	20	
Zinc	456		50.0	ug/L	500	16.0 U	91	75-125	1	20	

Post Spike (7G21006-PS1) Prepared: 07/28/2017 08:00 Analyzed: 07/28/2017 09:48

Source: AA05278-01

Analyte	Result	Flag	PQL	Units	Spike Level	Source Result	%REC	%REC Limits	RPD	RPD Limit	Notes
Antimony	4.74		0.500	ug/L	4.90	-0.0136	97	80-120			
Arsenic	48.0		1.00	ug/L	49.0	0.299	97	80-120			
Barium	53.4		10.0	ug/L	49.0	3.78	101	80-120			
Beryllium	4.78		0.100	ug/L	4.90	0.0190	97	80-120			
Cadmium	4.64		0.300	ug/L	4.90	0.00676	94	80-120			
Chromium	48.5		1.00	ug/L	49.0	0.173	99	80-120			
Cobalt	50.5		1.00	ug/L	49.0	0.383	102	80-120			
Copper	46.3		1.00	ug/L	49.0	0.0454	94	80-120			
Iron	5190	L	5.00	ug/L	98.0	5090	102	80-120			E
Lead	49.1		0.500	ug/L	49.0	-0.0562	100	80-120			
Nickel	47.2		1.00	ug/L	49.0	0.431	95	80-120			
Selenium	48.2		1.00	ug/L	49.0	0.0188	98	80-120			
Silver	4.72		0.100	ug/L	4.90	0.00500	96	80-120			
Sodium	2920		100	ug/L	2450	347	105	80-120			
Thallium	5.09		0.100	ug/L	4.90	-0.0389	104	80-120			
Vanadium	48.9		1.00	ug/L	49.0	0.0161	100	80-120			
Zinc	44.9		5.00	ug/L	49.0	0.430	91	80-120			

Metals (Dissolved) by EPA 6000/7000 Series Methods - Quality Control

Batch 7G20047 - EPA 7470A

This report relates only to the sample as received by the laboratory, and may only be reproduced in full.

QUALITY CONTROL DATA

Metals (Dissolved) by EPA 6000/7000 Series Methods - Quality Control

Batch 7G20047 - EPA 7470A - Continued

Blank (7G20047-BLK1) Prepared: 07/25/2017 15:02 Analyzed: 07/26/2017 08:26

Analyte	Result	Flag	PQL	Units	Spike Level	Source Result	%REC	%REC Limits	RPD	RPD Limit	Notes
Mercury	0.0230	U	0.200	ug/L							

Blank (7G20047-BLK2) Prepared: 07/25/2017 15:02 Analyzed: 07/26/2017 08:29

Analyte	Result	Flag	PQL	Units	Spike Level	Source Result	%REC	%REC Limits	RPD	RPD Limit	Notes
Mercury	0.230	U	2.00	ug/L							

LCS (7G20047-BS1) Prepared: 07/25/2017 15:02 Analyzed: 07/26/2017 08:32

Analyte	Result	Flag	PQL	Units	Spike Level	Source Result	%REC	%REC Limits	RPD	RPD Limit	Notes
Mercury	5.03		0.200	ug/L	5.00		101	80-120			

Matrix Spike (7G20047-MS1) Prepared: 07/25/2017 15:02 Analyzed: 07/26/2017 08:42

Source: AA05278-01

Analyte	Result	Flag	PQL	Units	Spike Level	Source Result	%REC	%REC Limits	RPD	RPD Limit	Notes
Mercury	1.72		0.200	ug/L	5.00	0.0230 U	34	75-125			QM-07

Matrix Spike Dup (7G20047-MSD1) Prepared: 07/25/2017 15:02 Analyzed: 07/26/2017 08:45

Source: AA05278-01

Analyte	Result	Flag	PQL	Units	Spike Level	Source Result	%REC	%REC Limits	RPD	RPD Limit	Notes
Mercury	1.74		0.200	ug/L	5.00	0.0230 U	35	75-125	0.9	20	QM-07

Post Spike (7G20047-PS1) Prepared: 07/26/2017 06:00 Analyzed: 07/26/2017 08:54

Source: AA05278-01

Analyte	Result	Flag	PQL	Units	Spike Level	Source Result	%REC	%REC Limits	RPD	RPD Limit	Notes
Mercury	5.28		0.200	ug/L	5.61	-0.00892	94	80-120			

Classical Chemistry Parameters - Quality Control

Batch 7G20001 - NO PREP

Blank (7G20001-BLK1) Prepared: 07/20/2017 12:21 Analyzed: 07/20/2017 13:52

Analyte	Result	Flag	PQL	Units	Spike Level	Source Result	%REC	%REC Limits	RPD	RPD Limit	Notes
Chloride	0.29	U	5.0	mg/L							
Nitrate as N	0.052	U	1.0	mg/L							

LCS (7G20001-BS1) Prepared: 07/20/2017 12:21 Analyzed: 07/20/2017 14:08

Analyte	Result	Flag	PQL	Units	Spike Level	Source Result	%REC	%REC Limits	RPD	RPD Limit	Notes
Chloride	51		5.0	mg/L	50.0		102	90-110			
Nitrate as N	26		1.0	mg/L	25.0		104	90-110			

Matrix Spike (7G20001-MS1) Prepared: 07/20/2017 12:21 Analyzed: 07/20/2017 14:23

Source: AA05270-01

Analyte	Result	Flag	PQL	Units	Spike Level	Source Result	%REC	%REC Limits	RPD	RPD Limit	Notes
Chloride	57		5.0	mg/L	50.0	5.3	103	90-110			

This report relates only to the sample as received by the laboratory, and may only be reproduced in full.

QUALITY CONTROL DATA

Classical Chemistry Parameters - Quality Control

Batch 7G20001 - NO PREP - Continued

Matrix Spike (7G20001-MS1) Continued Prepared: 07/20/2017 12:21 Analyzed: 07/20/2017 14:23

Source: AA05270-01

Analyte	Result	Flag	PQL	Units	Spike Level	Source Result	%REC	%REC Limits	RPD	RPD Limit	Notes
Nitrate as N	26		1.0	mg/L	25.0	0.69	102	90-110			

Matrix Spike (7G20001-MS2) Prepared: 07/20/2017 12:21 Analyzed: 07/20/2017 15:57

Source: AA05270-04

Analyte	Result	Flag	PQL	Units	Spike Level	Source Result	%REC	%REC Limits	RPD	RPD Limit	Notes
Chloride	77		5.0	mg/L	50.0	27	101	90-110			
Nitrate as N	24		1.0	mg/L	25.0	0.052 U	96	90-110			

Matrix Spike Dup (7G20001-MSD1) Prepared: 07/20/2017 12:21 Analyzed: 07/20/2017 14:39

Source: AA05270-01

Analyte	Result	Flag	PQL	Units	Spike Level	Source Result	%REC	%REC Limits	RPD	RPD Limit	Notes
Chloride	56		5.0	mg/L	50.0	5.3	101	90-110	2	10	
Nitrate as N	26		1.0	mg/L	25.0	0.69	99	90-110	2	10	

Matrix Spike Dup (7G20001-MSD2) Prepared: 07/20/2017 12:21 Analyzed: 07/20/2017 16:12

Source: AA05270-04

Analyte	Result	Flag	PQL	Units	Spike Level	Source Result	%REC	%REC Limits	RPD	RPD Limit	Notes
Chloride	78		5.0	mg/L	50.0	27	103	90-110	1	10	
Nitrate as N	24		1.0	mg/L	25.0	0.052 U	98	90-110	2	10	

Batch 7G20048 - NO PREP

Blank (7G20048-BLK1) Prepared: 07/20/2017 20:35 Analyzed: 07/23/2017 09:15

Analyte	Result	Flag	PQL	Units	Spike Level	Source Result	%REC	%REC Limits	RPD	RPD Limit	Notes
Total Dissolved Solids	10	U	10	mg/L							

LCS (7G20048-BS1) Prepared: 07/20/2017 20:35 Analyzed: 07/23/2017 09:15

Analyte	Result	Flag	PQL	Units	Spike Level	Source Result	%REC	%REC Limits	RPD	RPD Limit	Notes
Total Dissolved Solids	980		10	mg/L	1000		98	90-110			

Duplicate (7G20048-DUP1) Prepared: 07/20/2017 20:35 Analyzed: 07/23/2017 09:15

Source: AA04635-01

Analyte	Result	Flag	PQL	Units	Spike Level	Source Result	%REC	%REC Limits	RPD	RPD Limit	Notes
Total Dissolved Solids	800		10	mg/L		810			0.5	20	

Batch 7G25011 - NO PREP

Blank (7G25011-BLK1) Prepared: 07/25/2017 08:20 Analyzed: 07/25/2017 14:25

Analyte	Result	Flag	PQL	Units	Spike Level	Source Result	%REC	%REC Limits	RPD	RPD Limit	Notes
Ammonia as N	0.0073	U	0.020	mg/L							

LCS (7G25011-BS1) Prepared: 07/25/2017 08:20 Analyzed: 07/25/2017 14:26

Analyte	Result	Flag	PQL	Units	Spike Level	Source Result	%REC	%REC Limits	RPD	RPD Limit	Notes

This report relates only to the sample as received by the laboratory, and may only be reproduced in full.

QUALITY CONTROL DATA

Classical Chemistry Parameters - Quality Control

Batch 7G25011 - NO PREP - Continued

LCS (7G25011-BS1) Continued Prepared: 07/25/2017 08:20 Analyzed: 07/25/2017 14:26

Analyte	Result	Flag	PQL	Units	Spike Level	Source Result	%REC	%REC Limits	RPD	RPD Limit	Notes
Ammonia as N	0.98		0.020	mg/L	1.00		98	90-110			

Matrix Spike (7G25011-MS1) Prepared: 07/25/2017 08:20 Analyzed: 07/25/2017 14:28

Source: AA04337-01

Analyte	Result	Flag	PQL	Units	Spike Level	Source Result	%REC	%REC Limits	RPD	RPD Limit	Notes
Ammonia as N	1.1		0.020	mg/L	1.00	0.056	100	90-110			

Matrix Spike (7G25011-MS2) Prepared: 07/25/2017 08:20 Analyzed: 07/25/2017 14:32

Source: AA04337-02

Analyte	Result	Flag	PQL	Units	Spike Level	Source Result	%REC	%REC Limits	RPD	RPD Limit	Notes
Ammonia as N	1.0		0.020	mg/L	1.00	0.0073 U	102	90-110			

Matrix Spike Dup (7G25011-MSD1) Prepared: 07/25/2017 08:20 Analyzed: 07/25/2017 14:29

Source: AA04337-01

Analyte	Result	Flag	PQL	Units	Spike Level	Source Result	%REC	%REC Limits	RPD	RPD Limit	Notes
Ammonia as N	1.1		0.020	mg/L	1.00	0.056	100	90-110	0	10	

Batch 7H16037 - NO PREP

Blank (7H16037-BLK1) Prepared: 08/16/2017 16:05 Analyzed: 08/17/2017 21:15

Analyte	Result	Flag	PQL	Units	Spike Level	Source Result	%REC	%REC Limits	RPD	RPD Limit	Notes
Total Dissolved Solids	10	U	10	mg/L							

LCS (7H16037-BS1) Prepared: 08/16/2017 16:05 Analyzed: 08/17/2017 21:15

Analyte	Result	Flag	PQL	Units	Spike Level	Source Result	%REC	%REC Limits	RPD	RPD Limit	Notes
Total Dissolved Solids	960		10	mg/L	1000		96	90-110			

Duplicate (7H16037-DUP1) Prepared: 08/16/2017 16:05 Analyzed: 08/17/2017 21:15

Source: AA05697-03

Analyte	Result	Flag	PQL	Units	Spike Level	Source Result	%REC	%REC Limits	RPD	RPD Limit	Notes
Total Dissolved Solids	130		10	mg/L		130			5	20	

This report relates only to the sample as received by the laboratory, and may only be reproduced in full.

FLAGS/NOTES AND DEFINITIONS

PQL	PQL: Practical Quantitation Limit.
B	Results are based upon membrane filter colony counts that are outside the method indicated ideal range.
I	The reported value is between the laboratory method detection limit (MDL) and the practical quantitation limit (PQL).
J	Estimated value.
K	Off-scale low; Actual value is known to be less than the value given.
L	Off-scale high; Actual value is known to be greater than value given.
M	Presence of analyte is verified but not quantified; the actual value is less than the MRL but greater than the MDL.
N	Presumptive evidence of presence of material.
O	Sampled, but analysis lost or not performed.
Q	Sample exceeded the accepted holding time.
T	Value reported is less than the laboratory method detection limit. The value is reported for informational purposes only and shall not be used in statistical analysis.
U	Indicates that the compound was analyzed for but not detected.
V	Indicates that the analyte was detected in both the sample and the associated method blank.
Y	The laboratory analysis was from an improperly preserved sample. The data may not be accurate.
Z	Too many colonies were present (TNTC); the numeric value represents the filtration volume.
?	Data are rejected and should not be used. Some or all of the quality control data for the analyte were outside criteria, and the presence or absence of the analyte cannot be determined from the data.
*****	Not reported due to interference.
E	The concentration indicated for this analyte is an estimated value above the calibration range of the instrument. This value is considered an estimate (CLP E-flag).
O-01	This compound is a common laboratory contaminant.
QL-02	The associated laboratory control sample exhibited high bias; since the result is ND, there is no impact.
QM-07	The spike recovery was outside acceptance limits for the MS and/or MSD. The batch was accepted based on acceptable LCS recovery.
QM-17	Matrix spike recovery was outside acceptance limits due to high concentrations of analyte in source sample.

This report relates only to the sample as received by the laboratory, and may only be reproduced in full.

ENVIRONMENTAL CONSERVATION LABORATORIES CHAIN-OF-CUSTODY RECORD

10775 Central Port Dr.
Orlando, FL 32824
(407) 826-5314 Fax (407) 850-6945

4810 Executive Park Court, Suite 111
Jacksonville, FL 32216-6069
(904) 296-3007 Fax (904) 296-6210

102-A Woodwinds Industrial Ct.
Cary, NC 27511
(919) 467-3090 Fax (919) 467-3515

www.encolabs.com

Client Name: Jones Edmunds & Associates, Inc. (JO006)	Project Number: 03860-056-01
Address: 730 N.E.Waldo Road Bldg.A	Project Name/Desc: Citrus Co. LF
City/ST/Zip: Gainesville, FL 32641	PO # / Billing Info:
Tel: (352) 377-5821 Fax: (352) 377-3166	Reporting Contact: Elizabeth Kennelley
Sampler(s) Name, Affiliation (Print): Steve Messick, Jones Edmunds & Assoc. Inc.	Billing Contact: Accounts Payable
Sampler(s) Signature: Steve Messick	Site Location / Time Zone: Lecanto, FL / EST

Requested Turnaround Times

Note : Rush requests subject to acceptance by the facility

✓ Standard

___ Expedited

Due __/__/__

Lab Work Order: ~~AA04834~~ AA05272

Requested Analyses

Item #	Sample ID (Field Identification)	Collection Date	Collection Time	Comp / Grab	Matrix (see codes)	Total # of Containers	Ammonia 350.1	Chloride 300	Iron Total	Mercury Total	Sodium Total	Nitrate as N 300	TDS SM2540C	Appendix I Parameters (8011, 8260, Ag,As,Ba,Be,Cd,Co,Cr,Cu,Fe,Hg,Ni,Pb,Sb,Se,Tl,V,Zn,Hg)	Dissolved Metals (Ag/F,As/F,Ba/F,Be/F,Cd/F,Co/F,Cr/F,Cu/F,Fe/F,Hg/F,Ni/F,P/F,Sb/F,Se/F,Tl/F,V/F,Zn/F,Hg/F)	8260B (Bezene,MeCl,VC)	Sample Comments
						Preservation (See Codes) (Combine as necessary)											
1	MW-10 (1752CC-10)	7/19/17	1108	G	GW	8	✓	✓	✓	✓	✓	✓	✓	✓	✓	✓	
2	MW-18 (1752CC-18)	↓	1208	G	GW	2										✓	
3	MW-21 (1752CC-21)	↓	1346	G	GW	8	✓	✓	✓	✓	✓	✓	✓	✓	✓	✓	
4	MW-20 (1752CC-20)	↓	1541	G	GW	7	✓	✓	✓	✓	✓	✓	✓	✓		✓	
5	Trip Blank #2 (1752CC-TB2)	↓	—	—	O	2										✓	QA/QC
	S. Messick																
						<-- Total # of Containers											

Sample Kit Prepared By: ECG	Date/Time: 7/17/17 11:00	Relinquished By: [signature]	Date/Time: 7/17/17 11:00
Comments/Special Reporting Requirements: Samples shipped by Greyhound Bus Priority from Gainesville, FL to Orlando, FL. 1 Cooler		Relinquished By: Steve Messick	Date/Time: 7/19/17 @ 1600
		Relinquished By:	Date/Time:
		Received By: Steve Messick	Date/Time: 7/19/17 @ 1400
		Received By: [signature]	Date/Time: 7/20/17 1320
		Received By:	Date/Time:
		Cooler #'s & Temps on Receipt: C-689 4.3°C	Condition Upon Receipt: ✓ Acceptable ___ Unacceptable

Matrix : GW-Groundwater SO-Soil DW-Drinking Water SE-Sediment SW-Surface Water WW-Wastewater A-Air O-Other (detail in comments)

Preservation: I-Ice H-HCl N-HNO3 S-H2SO4 NO-NaOH O-Other (detail in comments)

Note : All samples submitted to ENCO Labs are in accordance with the terms and conditions listed on the reverse of this form, unless prior written agreements exist

Jones, Edmunds, and Associates, Inc.
Environmental Consultants
730 NE Waldo Road
Gainesville, Florida 32641
(352) 377-5821 Fax (352) 377-3166

Please return a copy of this form with original lab report.

Collection Method:	Description:
BA	BAILER
BP	BLADDER PUMP
CP	CENTRIFUGAL PUMP
E	GRAB
M	METER READING
PP	PERISTALTIC PUMP
SP	SUBMERSIBLE OR IN-PLACE DEDICATED PUMP
Z	UNKNOWN

* Initial Depth to Water at Time of Sampling

Field Data Information Form

Project Name: Citrus County Central Class I Landfill
Project Number: 03860-056-01
Date: 2/19/17
Sampler: Steve Messick
Laboratory: ENCO Lab - Orlando, Florida

Sampling Station	Date	Time	pH (S. U.)	Temp (Deg C)	Conductivity (µmhos/cm)	Dissolved Oxygen (mg/L)	Turbidity (NTU)	ORP (mV)	Static Depth to Water *	Collection Method
MW-10	2/19/17	1108	4.71	23.0	49	0.26	60.5	94.2	107.98	SP
MW-18	↓	1208	5.01	23.2	40	0.72	125	251.9	110.38	SP
MW-21	↓	1346	4.95	23.5	112	0.11	31.2	-26.2	110.19	SP
MW-20	↓	1541	6.22	24.5	694	0.05	2.25	-85.1	114.18	SP

Turbidity after filtering
0.62

TO BE SUBMITTED TO LABORATORY WITH CHAIN-OF-CUSTODY

ENCO Laboratories

Accurate. Timely. Responsive. Innovative.

10775 Central Port Drive
Orlando FL, 32824
Phone: 407.826.5314 FAX: 407.850.6945

Friday, September 15, 2017
Jones Edmunds & Associates, Inc. (JO006)
Attn: Elizabeth Kennelley
730 N.E.Waldo Road Bldg.A
Gainesville, FL 32641

RE: Laboratory Results for
Project Number: 03860-056-01, Project Name/Desc: Citrus Co. LF
ENCO Workorder(s): AA05298

Dear Elizabeth Kennelley,

Enclosed is a copy of your laboratory report for test samples received by our laboratory on Friday, July 21, 2017.

Unless otherwise noted in an attached project narrative, all samples were received in acceptable condition and processed in accordance with the referenced methods/procedures. Results for these procedures apply only to the samples as submitted.

The analytical results contained in this report are in compliance with NELAC standards, except as noted in the project narrative. This report shall not be reproduced except in full, without the written approval of the Laboratory.

This report contains only those analyses performed by Environmental Conservation Laboratories. Unless otherwise noted, all analyses were performed at ENCO Orlando. Data from outside organizations will be reported under separate cover.

If you have any questions or require further information, please do not hesitate to contact me.

Sincerely,

Carlene S. Pasipanki

Carlene S Pasipanki For David Camacho

Project Manager

Enclosure(s)

www.encolabs.com

SAMPLE SUMMARY/LABORATORY CHRONICLE

Client ID: MW-11 **Lab ID: AA05298-01** **Sampled: 07/20/17 09:51** **Received: 07/21/17 12:10**

Parameter	Hold Date/Time(s)				Prep Date/Time(s)		Analysis Date/Time(s)
EPA 300.0	07/22/17	09:51			07/21/17	12:13	07/21/17 23:48
EPA 300.0	08/17/17				07/21/17	12:13	07/21/17 23:48
EPA 350.1	08/17/17				07/27/17	07:56	07/28/17 09:20
EPA 6020A	01/16/18				07/25/17	11:19	08/04/17 10:36
EPA 6020A	01/16/18				07/25/17	11:19	08/07/17 09:44
EPA 7470A	08/17/17				07/26/17	10:28	07/27/17 07:22
EPA 8011	08/03/17				07/27/17	13:53	07/27/17 19:37
EPA 8260B	08/03/17				07/24/17	00:00	07/24/17 11:41
Field	07/20/17	10:05			07/20/17	09:51	07/20/17 09:51
Field	07/21/17	09:51	07/21/17	09:51	07/20/17	09:51	07/20/17 09:51
Field	07/22/17	09:51			07/20/17	09:51	07/20/17 09:51
SM 2540C-1997	07/27/17				07/25/17	19:48	07/26/17 20:50

Client ID: MW-12 **Lab ID: AA05298-02** **Sampled: 07/20/17 10:39** **Received: 07/21/17 12:10**

Parameter	Hold Date/Time(s)				Prep Date/Time(s)		Analysis Date/Time(s)
EPA 300.0	07/22/17	10:39			07/21/17	12:13	07/22/17 00:04
EPA 300.0	08/17/17				07/21/17	12:13	07/22/17 00:04
EPA 350.1	08/17/17				07/27/17	07:56	07/28/17 09:21
EPA 6020A	01/16/18				07/25/17	11:19	08/04/17 10:43
EPA 6020A	01/16/18				07/25/17	11:19	08/07/17 10:08
EPA 7470A	08/17/17				07/26/17	10:28	07/27/17 08:15
EPA 8011	08/03/17				07/27/17	13:53	07/27/17 19:53
EPA 8260B	08/03/17				07/24/17	00:00	07/24/17 12:11
Field	07/20/17	10:53			07/20/17	10:39	07/20/17 10:39
Field	07/21/17	10:39	07/21/17	10:39	07/20/17	10:39	07/20/17 10:39
Field	07/22/17	10:39			07/20/17	10:39	07/20/17 10:39
SM 2540C-1997	07/27/17				07/25/17	19:48	07/26/17 20:50

Client ID: EQUIPMENT BLANK 1 **Lab ID: AA05298-03** **Sampled: 07/20/17 10:55** **Received: 07/21/17 12:10**

Parameter	Hold Date/Time(s)				Prep Date/Time(s)		Analysis Date/Time(s)
EPA 300.0	07/22/17	10:55			07/21/17	12:13	07/22/17 01:37
EPA 300.0	08/17/17				07/21/17	12:13	07/22/17 01:37
EPA 350.1	08/17/17				07/27/17	07:56	07/28/17 09:25
EPA 6020A	01/16/18				07/25/17	11:19	08/04/17 11:19
EPA 6020A	01/16/18				07/25/17	11:19	08/07/17 10:05
EPA 7470A	08/17/17				07/26/17	10:28	07/27/17 08:24
EPA 8011	08/03/17				07/27/17	13:53	07/27/17 20:09
EPA 8260B	08/03/17				07/24/17	00:00	07/24/17 12:41
SM 2540C-1997	07/27/17				07/25/17	19:48	07/26/17 20:50

Client ID: MW-3 **Lab ID: AA05298-04** **Sampled: 07/20/17 12:47** **Received: 07/21/17 12:10**

Parameter	Hold Date/Time(s)				Prep Date/Time(s)		Analysis Date/Time(s)
EPA 300.0	07/22/17	12:47			07/21/17	12:13	07/21/17 23:33
EPA 300.0	08/17/17				07/21/17	12:13	07/21/17 23:33
EPA 350.1	08/17/17				07/27/17	07:56	07/28/17 09:26
EPA 6020A	01/16/18				07/25/17	11:19	08/04/17 10:44
EPA 6020A	01/16/18				07/25/17	11:19	08/07/17 10:10
EPA 7470A	08/17/17				07/26/17	10:28	07/27/17 08:27
EPA 8011	08/03/17				07/27/17	13:53	07/27/17 20:25
EPA 8260B	08/03/17				07/24/17	00:00	07/24/17 13:11
Field	07/20/17	13:01			07/20/17	12:47	07/20/17 12:47
Field	07/21/17	12:47	07/21/17	12:47	07/20/17	12:47	07/20/17 12:47
Field	07/22/17	12:47			07/20/17	12:47	07/20/17 12:47
SM 2540C-1997	07/27/17				07/25/17	19:48	07/26/17 20:50

This report relates only to the sample as received by the laboratory, and may only be reproduced in full.

www.encolabs.com

SAMPLE SUMMARY/LABORATORY CHRONICLE

Client ID: MW-7 **Lab ID: AA05298-05** **Sampled: 07/20/17 14:37** **Received: 07/21/17 12:10**

Parameter	Hold Date/Time(s)				Prep Date/Time(s)		Analysis Date/Time(s)	
EPA 300.0	07/22/17	14:37			07/21/17	12:13	07/22/17	00:20
EPA 300.0	08/17/17				07/21/17	12:13	07/22/17	00:20
EPA 350.1	08/17/17				07/27/17	07:56	07/28/17	09:27
EPA 6020A	01/16/18				07/25/17	11:19	08/04/17	11:22
EPA 6020A	01/16/18				07/25/17	11:19	08/07/17	10:12
EPA 7470A	08/17/17				07/26/17	10:28	07/27/17	08:30
EPA 8011	08/03/17				07/27/17	13:53	07/27/17	20:57
EPA 8260B	08/03/17				07/24/17	00:00	07/24/17	13:41
Field	07/20/17	14:51			07/20/17	14:37	07/20/17	14:37
Field	07/21/17	14:37	07/21/17	14:37	07/20/17	14:37	07/20/17	14:37
Field	07/22/17	14:37			07/20/17	14:37	07/20/17	14:37
SM 2540C-1997	07/27/17				07/25/17	19:48	07/26/17	20:50

Client ID: TRIP BLANK 3 **Lab ID: AA05298-06** **Sampled: 07/20/17 00:00** **Received: 07/21/17 12:10**

Parameter	Hold Date/Time(s)		Prep Date/Time(s)		Analysis Date/Time(s)	
EPA 8260B	08/03/17		07/24/17	00:00	07/24/17	14:11

This report relates only to the sample as received by the laboratory, and may only be reproduced in full.

www.encolabs.com

SAMPLE DETECTION SUMMARY

Client ID: MW-11 **Lab ID: AA05298-01**

Analyte	Results	Flag	MDL	PQL	Units	Method	Notes
Acetone	11	I	10	20	ug/L	EPA 8260B	O-01
Chloride	5.4		0.29	5.0	mg/L	EPA 300.0	
Depth to Water	99.88				Ft	Field	
Dissolved Oxygen	0.54		0	0	mg/L	Field	
Nitrate as N	0.46	I	0.052	1.0	mg/L	EPA 300.0	
Oxidation/Reduction Potential	140.7		-999	-999	mV	Field	
pH	7.06				pH Units	Field	
Sodium - Total	3.96		0.320	1.00	mg/L	EPA 6020A	
Specific Conductance (EC)	438		0	0	umhos/cm	Field	
Temperature	22.8		0	0	°C	Field	
Thallium - Total	0.670	I	0.580	1.00	ug/L	EPA 6020A	
Total Dissolved Solids	240		10	10	mg/L	SM 2540C-1997	
Turbidity	0.85		0	0	NTU	Field	

Client ID: MW-12 **Lab ID: AA05298-02**

Analyte	Results	Flag	MDL	PQL	Units	Method	Notes
Acetone	15	I	10	20	ug/L	EPA 8260B	O-01
Ammonia as N	0.37		0.0073	0.020	mg/L	EPA 350.1	
Barium - Total	23.6	I	20.0	100	ug/L	EPA 6020A	
Chloride	3.7	I	0.29	5.0	mg/L	EPA 300.0	
Depth to Water	98.53				Ft	Field	
Dissolved Oxygen	0.11		0	0	mg/L	Field	
Iron - Total	6620		38.0	50.0	ug/L	EPA 6020A	
pH	6.73				pH Units	Field	
Sodium - Total	3.12		0.320	1.00	mg/L	EPA 6020A	
Specific Conductance (EC)	633		0	0	umhos/cm	Field	
Temperature	23.2		0	0	°C	Field	
Total Dissolved Solids	380		10	10	mg/L	SM 2540C-1997	
Turbidity	2.56		0	0	NTU	Field	

Client ID: EQUIPMENT BLANK 1 **Lab ID: AA05298-03**

Analyte	Results	Flag	MDL	PQL	Units	Method	Notes
Acetone	23		10	20	ug/L	EPA 8260B	O-01

Client ID: MW-3 **Lab ID: AA05298-04**

Analyte	Results	Flag	MDL	PQL	Units	Method	Notes
Barium - Total	36.2	I	20.0	100	ug/L	EPA 6020A	
Chloride	12		0.29	5.0	mg/L	EPA 300.0	
Copper - Total	88.9		2.20	10.0	ug/L	EPA 6020A	
Dissolved Oxygen	4.36		0	0	mg/L	Field	
Lead - Total	5.57		1.60	5.00	ug/L	EPA 6020A	
Mercury - Total	0.0428	I	0.0230	0.200	ug/L	EPA 7470A	
Nickel - Total	4.10	I	3.20	10.0	ug/L	EPA 6020A	
Nitrate as N	11		0.052	1.0	mg/L	EPA 300.0	
Oxidation/Reduction Potential	292.5		-999	-999	mV	Field	
pH	4.75				pH Units	Field	
Sodium - Total	10.8		0.320	1.00	mg/L	EPA 6020A	
Specific Conductance (EC)	155		0	0	umhos/cm	Field	
Temperature	24.6		0	0	°C	Field	
Total Dissolved Solids	120		10	10	mg/L	SM 2540C-1997	
Turbidity	0.52		0	0	NTU	Field	
Zinc - Total	81.8		16.0	50.0	ug/L	EPA 6020A	

This report relates only to the sample as received by the laboratory, and may only be reproduced in full.

www.encolabs.com

SAMPLE DETECTION SUMMARY

Client ID: MW-7 **Lab ID:** AA05298-05

Analyte	Results	Flag	MDL	PQL	Units	Method	Notes
1,4-Dichlorobenzene	4.1		0.76	1.0	ug/L	EPA 8260B	
Ammonia as N	0.032		0.0073	0.020	mg/L	EPA 350.1	
Benzene	3.6		0.71	1.0	ug/L	EPA 8260B	
Chloride	5.2		0.29	5.0	mg/L	EPA 300.0	
cis-1,2-Dichloroethene	0.88	I	0.53	1.0	ug/L	EPA 8260B	
Copper - Total	5.54	I	2.20	10.0	ug/L	EPA 6020A	
Depth to Water	122.82				Ft	Field	
Dissolved Oxygen	0.11		0	0	mg/L	Field	
Ethylbenzene	1.9		0.69	1.0	ug/L	EPA 8260B	
Iron - Total	1740		38.0	50.0	ug/L	EPA 6020A	
Nickel - Total	5.91	I	3.20	10.0	ug/L	EPA 6020A	
Oxidation/Reduction Potential	10.8		-999	-999	mV	Field	
pH	5.09				pH Units	Field	
Sodium - Total	8.98		0.320	1.00	mg/L	EPA 6020A	
Specific Conductance (EC)	96		0	0	umhos/cm	Field	
Temperature	25.8		0	0	°C	Field	
Total Dissolved Solids	52		10	10	mg/L	SM 2540C-1997	
Turbidity	1.11		0	0	NTU	Field	
Zinc - Total	69.3		16.0	50.0	ug/L	EPA 6020A	

Client ID: TRIP BLANK 3 **Lab ID:** AA05298-06

Analyte	Results	Flag	MDL	PQL	Units	Method	Notes
Acetone	38		10	20	ug/L	EPA 8260B	O-01

This report relates only to the sample as received by the laboratory, and may only be reproduced in full.

www.encolabs.com

ANALYTICAL RESULTS

Description: MW-11 | **Lab Sample ID:** AA05298-01 | **Received:** 07/21/17 12:10

Matrix: Ground Water | **Sampled:** 07/20/17 09:51 | **Work Order:** AA05298

Project: Citrus Co. LF | **Sampled By:** Steve Messick

Volatile Organic Compounds by GCMS

^ - ENCO Orlando certified analyte [NELAC E83182]

Analyte [CAS Number]	Results	Flag	Units	DF	MDL	PQL	Batch	Method	Analyzed	By	Notes
1,1,1,2-Tetrachloroethane [630-20-6]^	0.61	U	ug/L	1	0.61	1.0	7G24008	EPA 8260B	07/24/17 11:41	JAJ	
1,1,1-Trichloroethane [71-55-6]^	0.80	U	ug/L	1	0.80	1.0	7G24008	EPA 8260B	07/24/17 11:41	JAJ	
1,1,2,2-Tetrachloroethane [79-34-5]^	0.54	U	ug/L	1	0.54	1.0	7G24008	EPA 8260B	07/24/17 11:41	JAJ	
1,1,2-Trichloroethane [79-00-5]^	0.76	U	ug/L	1	0.76	1.0	7G24008	EPA 8260B	07/24/17 11:41	JAJ	
1,1-Dichloroethane [75-34-3]^	0.62	U	ug/L	1	0.62	1.0	7G24008	EPA 8260B	07/24/17 11:41	JAJ	
1,1-Dichloroethene [75-35-4]^	0.94	U	ug/L	1	0.94	1.0	7G24008	EPA 8260B	07/24/17 11:41	JAJ	
1,2,3-Trichloropropane [96-18-4]^	0.64	U	ug/L	1	0.64	1.0	7G24008	EPA 8260B	07/24/17 11:41	JAJ	
1,2-Dichlorobenzene [95-50-1]^	0.73	U	ug/L	1	0.73	1.0	7G24008	EPA 8260B	07/24/17 11:41	JAJ	
1,2-Dichloroethane [107-06-2]^	0.63	U	ug/L	1	0.63	1.0	7G24008	EPA 8260B	07/24/17 11:41	JAJ	
1,2-Dichloropropane [78-87-5]^	0.80	U	ug/L	1	0.80	1.0	7G24008	EPA 8260B	07/24/17 11:41	JAJ	
1,4-Dichlorobenzene [106-46-7]^	0.76	U	ug/L	1	0.76	1.0	7G24008	EPA 8260B	07/24/17 11:41	JAJ	
2-Butanone [78-93-3]^	4.5	U	ug/L	1	4.5	5.0	7G24008	EPA 8260B	07/24/17 11:41	JAJ	
2-Hexanone [591-78-6]^	1.4	U	ug/L	1	1.4	5.0	7G24008	EPA 8260B	07/24/17 11:41	JAJ	
4-Methyl-2-pentanone [108-10-1]^	0.79	U	ug/L	1	0.79	5.0	7G24008	EPA 8260B	07/24/17 11:41	JAJ	
Acetone [67-64-1]^	**11**	I	ug/L	1	10	20	7G24008	EPA 8260B	07/24/17 11:41	JAJ	O-01
Acrylonitrile [107-13-1]^	3.2	U	ug/L	1	3.2	10	7G24008	EPA 8260B	07/24/17 11:41	JAJ	
Benzene [71-43-2]^	0.71	U	ug/L	1	0.71	1.0	7G24008	EPA 8260B	07/24/17 11:41	JAJ	
Bromochloromethane [74-97-5]^	0.94	U	ug/L	1	0.94	1.0	7G24008	EPA 8260B	07/24/17 11:41	JAJ	
Bromodichloromethane [75-27-4]^	0.52	U	ug/L	1	0.52	1.0	7G24008	EPA 8260B	07/24/17 11:41	JAJ	
Bromoform [75-25-2]^	0.75	U	ug/L	1	0.75	1.0	7G24008	EPA 8260B	07/24/17 11:41	JAJ	
Bromomethane [74-83-9]^	0.95	U	ug/L	1	0.95	1.0	7G24008	EPA 8260B	07/24/17 11:41	JAJ	
Carbon disulfide [75-15-0]^	2.6	U	ug/L	1	2.6	5.0	7G24008	EPA 8260B	07/24/17 11:41	JAJ	
Carbon tetrachloride [56-23-5]^	0.94	U	ug/L	1	0.94	1.0	7G24008	EPA 8260B	07/24/17 11:41	JAJ	
Chlorobenzene [108-90-7]^	0.72	U	ug/L	1	0.72	1.0	7G24008	EPA 8260B	07/24/17 11:41	JAJ	
Chloroethane [75-00-3]^	0.98	U	ug/L	1	0.98	1.0	7G24008	EPA 8260B	07/24/17 11:41	JAJ	
Chloroform [67-66-3]^	0.80	U	ug/L	1	0.80	1.0	7G24008	EPA 8260B	07/24/17 11:41	JAJ	
Chloromethane [74-87-3]^	0.82	U	ug/L	1	0.82	1.0	7G24008	EPA 8260B	07/24/17 11:41	JAJ	
cis-1,2-Dichloroethene [156-59-2]^	0.53	U	ug/L	1	0.53	1.0	7G24008	EPA 8260B	07/24/17 11:41	JAJ	
cis-1,3-Dichloropropene [10061-01-5]^	0.59	U	ug/L	1	0.59	1.0	7G24008	EPA 8260B	07/24/17 11:41	JAJ	
Dibromochloromethane [124-48-1]^	0.44	U	ug/L	1	0.44	1.0	7G24008	EPA 8260B	07/24/17 11:41	JAJ	
Dibromomethane [74-95-3]^	0.84	U	ug/L	1	0.84	1.0	7G24008	EPA 8260B	07/24/17 11:41	JAJ	
Ethylbenzene [100-41-4]^	0.69	U	ug/L	1	0.69	1.0	7G24008	EPA 8260B	07/24/17 11:41	JAJ	
Iodomethane [74-88-4]^	0.72	U	ug/L	1	0.72	5.0	7G24008	EPA 8260B	07/24/17 11:41	JAJ	
m,p-Xylenes [108-38-3/106-42-3]^	1.3	U	ug/L	1	1.3	2.0	7G24008	EPA 8260B	07/24/17 11:41	JAJ	
Methylene chloride [75-09-2]^	2.0	U	ug/L	1	2.0	5.0	7G24008	EPA 8260B	07/24/17 11:41	JAJ	
o-Xylene [95-47-6]^	0.53	U	ug/L	1	0.53	1.0	7G24008	EPA 8260B	07/24/17 11:41	JAJ	
Styrene [100-42-5]^	0.61	U	ug/L	1	0.61	1.0	7G24008	EPA 8260B	07/24/17 11:41	JAJ	
Tetrachloroethene [127-18-4]^	0.76	U	ug/L	1	0.76	1.0	7G24008	EPA 8260B	07/24/17 11:41	JAJ	
Toluene [108-88-3]^	0.72	U	ug/L	1	0.72	1.0	7G24008	EPA 8260B	07/24/17 11:41	JAJ	
trans-1,2-Dichloroethene [156-60-5]^	0.73	U	ug/L	1	0.73	1.0	7G24008	EPA 8260B	07/24/17 11:41	JAJ	
trans-1,3-Dichloropropene [10061-02-6]^	0.73	U	ug/L	1	0.73	1.0	7G24008	EPA 8260B	07/24/17 11:41	JAJ	
trans-1,4-Dichloro-2-butene [110-57-6]^	0.79	U	ug/L	1	0.79	1.0	7G24008	EPA 8260B	07/24/17 11:41	JAJ	
Trichloroethene [79-01-6]^	0.89	U	ug/L	1	0.89	1.0	7G24008	EPA 8260B	07/24/17 11:41	JAJ	
Trichlorofluoromethane [75-69-4]^	0.94	U	ug/L	1	0.94	1.0	7G24008	EPA 8260B	07/24/17 11:41	JAJ	
Vinyl acetate [108-05-4]^	0.60	U	ug/L	1	0.60	5.0	7G24008	EPA 8260B	07/24/17 11:41	JAJ	
Vinyl chloride [75-01-4]^	0.71	U	ug/L	1	0.71	1.0	7G24008	EPA 8260B	07/24/17 11:41	JAJ	
Xylenes (Total) [1330-20-7]^	1.3	U	ug/L	1	1.3	2.0	7G24008	EPA 8260B	07/24/17 11:41	JAJ	

This report relates only to the sample as received by the laboratory, and may only be reproduced in full.

www.encolabs.com

ANALYTICAL RESULTS

Description: MW-11	**Lab Sample ID:** AA05298-01	**Received:** 07/21/17 12:10
Matrix: Ground Water	**Sampled:** 07/20/17 09:51	**Work Order:** AA05298
Project: Citrus Co. LF	**Sampled By:** Steve Messick	

Volatile Organic Compounds by GCMS

^ - ENCO Orlando certified analyte [NELAC E83182]

Surrogates	Results	DF	Spike Lvl	% Rec	% Rec Limits	Batch	Method	Analyzed	By	Notes
4-Bromofluorobenzene	*46*	*1*	*50.0*	*92 %*	*41-142*	*7G24008*	*EPA 8260B*	*07/24/17 11:41*	*JAJ*	
Dibromofluoromethane	*51*	*1*	*50.0*	*101 %*	*53-146*	*7G24008*	*EPA 8260B*	*07/24/17 11:41*	*JAJ*	
Toluene-d8	*49*	*1*	*50.0*	*98 %*	*41-146*	*7G24008*	*EPA 8260B*	*07/24/17 11:41*	*JAJ*	

Semivolatile Organic Compounds by GC

^ - ENCO Orlando certified analyte [NELAC E83182]

Analyte [CAS Number]	Results	Flag	Units	DF	MDL	PQL	Batch	Method	Analyzed	By	Notes
1,2-Dibromo-3-chloropropane [96-12-8]^	0.012	U	ug/L	1	0.012	0.020	7G27028	EPA 8011	07/27/17 19:37	JJB	
1,2-Dibromoethane [106-93-4]^	0.004	U	ug/L	1	0.004	0.020	7G27028	EPA 8011	07/27/17 19:37	JJB	

Surrogates	Results	DF	Spike Lvl	% Rec	% Rec Limits	Batch	Method	Analyzed	By	Notes
1,1,1,2-Tetrachloroethane	*0.23*	*1*	*0.250*	*93 %*	*70-130*	*7G27028*	*EPA 8011*	*07/27/17 19:37*	*JJB*	

Metals by EPA 6000/7000 Series Methods

^ - ENCO Orlando certified analyte [NELAC E83182]

Analyte [CAS Number]	Results	Flag	Units	DF	MDL	PQL	Batch	Method	Analyzed	By	Notes
Mercury [7439-97-6]^	0.0230	U	ug/L	1	0.0230	0.200	7G21005	EPA 7470A	07/27/17 07:22	JAY	

Metals (total recoverable) by EPA 6000/7000 Series Methods

^ - ENCO Orlando certified analyte [NELAC E83182]

Analyte [CAS Number]	Results	Flag	Units	DF	MDL	PQL	Batch	Method	Analyzed	By	Notes
Antimony [7440-36-0]^	2.50	U	ug/L	1	2.50	5.00	7G21024	EPA 6020A	08/07/17 09:44	JMA	
Arsenic [7440-38-2]^	6.10	U	ug/L	1	6.10	10.0	7G21024	EPA 6020A	08/04/17 10:36	JMA	
Barium [7440-39-3]^	20.0	U	ug/L	1	20.0	100	7G21024	EPA 6020A	08/07/17 09:44	JMA	
Beryllium [7440-41-7]^	0.940	U	ug/L	1	0.940	1.00	7G21024	EPA 6020A	08/07/17 09:44	JMA	
Cadmium [7440-43-9]^	0.900	U	ug/L	1	0.900	3.00	7G21024	EPA 6020A	08/07/17 09:44	JMA	
Chromium [7440-47-3]^	4.50	U	ug/L	1	4.50	10.0	7G21024	EPA 6020A	08/07/17 09:44	JMA	
Cobalt [7440-48-4]^	2.10	U	ug/L	1	2.10	10.0	7G21024	EPA 6020A	08/07/17 09:44	JMA	
Copper [7440-50-8]^	2.20	U	ug/L	1	2.20	10.0	7G21024	EPA 6020A	08/07/17 09:44	JMA	
Iron [7439-89-6]^	38.0	U	ug/L	1	38.0	50.0	7G21024	EPA 6020A	08/04/17 10:36	JMA	
Lead [7439-92-1]^	1.60	U	ug/L	1	1.60	5.00	7G21024	EPA 6020A	08/07/17 09:44	JMA	
Nickel [7440-02-0]^	3.20	U	ug/L	1	3.20	10.0	7G21024	EPA 6020A	08/07/17 09:44	JMA	
Selenium [7782-49-2]^	6.50	U	ug/L	1	6.50	10.0	7G21024	EPA 6020A	08/04/17 10:36	JMA	
Silver [7440-22-4]^	0.290	U	ug/L	1	0.290	1.00	7G21024	EPA 6020A	08/07/17 09:44	JMA	
Sodium [7440-23-5]^	**3.96**		mg/L	1	0.320	1.00	7G21024	EPA 6020A	08/07/17 09:44	JMA	
Thallium [7440-28-0]^	**0.670**	I	ug/L	1	0.580	1.00	7G21024	EPA 6020A	08/07/17 09:44	JMA	
Vanadium [7440-62-2]^	2.00	U	ug/L	1	2.00	10.0	7G21024	EPA 6020A	08/07/17 09:44	JMA	
Zinc [7440-66-6]^	16.0	U	ug/L	1	16.0	50.0	7G21024	EPA 6020A	08/07/17 09:44	JMA	

This report relates only to the sample as received by the laboratory, and may only be reproduced in full.

www.encolabs.com

ANALYTICAL RESULTS

Description: MW-11 | **Lab Sample ID:** AA05298-01 | **Received:** 07/21/17 12:10

Matrix: Ground Water | **Sampled:** 07/20/17 09:51 | **Work Order:** AA05298

Project: Citrus Co. LF | **Sampled By:** Steve Messick

Classical Chemistry Parameters

^ - ENCO Orlando certified analyte [NELAC E83182]

Analyte [CAS Number]	Results	Flag	Units	DF	MDL	PQL	Batch	Method	Analyzed	By	Notes
Ammonia as N [7664-41-7]^	0.0073	U	mg/L	1	0.0073	0.020	7G27009	EPA 350.1	07/28/17 09:20	CRG	
Chloride [16887-00-6]^	**5.4**		mg/L	1	0.29	5.0	7G21002	EPA 300.0	07/21/17 23:48	RSA	
Nitrate as N [14797-55-8]^	**0.46**	I	mg/L	1	0.052	1.0	7G21002	EPA 300.0	07/21/17 23:48	RSA	
Total Dissolved Solids^	**240**		mg/L	1	10	10	7G25042	SM 2540C-1997	07/26/17 20:50	AH	

Field Parameters

Analyte [CAS Number]	Results	Flag	Units	DF	MDL	PQL	Batch	Method	Analyzed	By	Notes
Depth to Water	**99.88**		Ft	1			7H08009	Field	07/20/17 09:51	CSP	
Dissolved Oxygen	**0.54**		mg/L	1	0	0	7H08009	Field	07/20/17 09:51	CSP	
Oxidation/Reduction Potential	**140.7**		mV	1	-999	-999	7H08009	Field	07/20/17 09:51	CSP	
pH	**7.06**		pH Units	1			7H08009	Field	07/20/17 09:51	CSP	
Specific Conductance (EC)	**438**		umhos/cm	1	0	0	7H08009	Field	07/20/17 09:51	CSP	
Temperature	**22.8**		°C	1	0	0	7H08009	Field	07/20/17 09:51	CSP	
Turbidity	**0.85**		NTU	1	0	0	7H08009	Field	07/20/17 09:51	CSP	

This report relates only to the sample as received by the laboratory, and may only be reproduced in full.

www.encolabs.com

ANALYTICAL RESULTS

Description: MW-12 | **Lab Sample ID:** AA05298-02 | **Received:** 07/21/17 12:10

Matrix: Ground Water | **Sampled:** 07/20/17 10:39 | **Work Order:** AA05298

Project: Citrus Co. LF | **Sampled By:** Steve Messick

Volatile Organic Compounds by GCMS

^ - ENCO Orlando certified analyte [NELAC E83182]

Analyte [CAS Number]	Results	Flag	Units	DF	MDL	PQL	Batch	Method	Analyzed	By	Notes
1,1,1,2-Tetrachloroethane [630-20-6]^	0.61	U	ug/L	1	0.61	1.0	7G24008	EPA 8260B	07/24/17 12:11	JAJ	
1,1,1-Trichloroethane [71-55-6]^	0.80	U	ug/L	1	0.80	1.0	7G24008	EPA 8260B	07/24/17 12:11	JAJ	
1,1,2,2-Tetrachloroethane [79-34-5]^	0.54	U	ug/L	1	0.54	1.0	7G24008	EPA 8260B	07/24/17 12:11	JAJ	
1,1,2-Trichloroethane [79-00-5]^	0.76	U	ug/L	1	0.76	1.0	7G24008	EPA 8260B	07/24/17 12:11	JAJ	
1,1-Dichloroethane [75-34-3]^	0.62	U	ug/L	1	0.62	1.0	7G24008	EPA 8260B	07/24/17 12:11	JAJ	
1,1-Dichloroethene [75-35-4]^	0.94	U	ug/L	1	0.94	1.0	7G24008	EPA 8260B	07/24/17 12:11	JAJ	
1,2,3-Trichloropropane [96-18-4]^	0.64	U	ug/L	1	0.64	1.0	7G24008	EPA 8260B	07/24/17 12:11	JAJ	
1,2-Dichlorobenzene [95-50-1]^	0.73	U	ug/L	1	0.73	1.0	7G24008	EPA 8260B	07/24/17 12:11	JAJ	
1,2-Dichloroethane [107-06-2]^	0.63	U	ug/L	1	0.63	1.0	7G24008	EPA 8260B	07/24/17 12:11	JAJ	
1,2-Dichloropropane [78-87-5]^	0.80	U	ug/L	1	0.80	1.0	7G24008	EPA 8260B	07/24/17 12:11	JAJ	
1,4-Dichlorobenzene [106-46-7]^	0.76	U	ug/L	1	0.76	1.0	7G24008	EPA 8260B	07/24/17 12:11	JAJ	
2-Butanone [78-93-3]^	4.5	U	ug/L	1	4.5	5.0	7G24008	EPA 8260B	07/24/17 12:11	JAJ	
2-Hexanone [591-78-6]^	1.4	U	ug/L	1	1.4	5.0	7G24008	EPA 8260B	07/24/17 12:11	JAJ	
4-Methyl-2-pentanone [108-10-1]^	0.79	U	ug/L	1	0.79	5.0	7G24008	EPA 8260B	07/24/17 12:11	JAJ	
Acetone [67-64-1]^	**15**	I	ug/L	1	10	20	7G24008	EPA 8260B	07/24/17 12:11	JAJ	O-01
Acrylonitrile [107-13-1]^	3.2	U	ug/L	1	3.2	10	7G24008	EPA 8260B	07/24/17 12:11	JAJ	
Benzene [71-43-2]^	0.71	U	ug/L	1	0.71	1.0	7G24008	EPA 8260B	07/24/17 12:11	JAJ	
Bromochloromethane [74-97-5]^	0.94	U	ug/L	1	0.94	1.0	7G24008	EPA 8260B	07/24/17 12:11	JAJ	
Bromodichloromethane [75-27-4]^	0.52	U	ug/L	1	0.52	1.0	7G24008	EPA 8260B	07/24/17 12:11	JAJ	
Bromoform [75-25-2]^	0.75	U	ug/L	1	0.75	1.0	7G24008	EPA 8260B	07/24/17 12:11	JAJ	
Bromomethane [74-83-9]^	0.95	U	ug/L	1	0.95	1.0	7G24008	EPA 8260B	07/24/17 12:11	JAJ	
Carbon disulfide [75-15-0]^	2.6	U	ug/L	1	2.6	5.0	7G24008	EPA 8260B	07/24/17 12:11	JAJ	
Carbon tetrachloride [56-23-5]^	0.94	U	ug/L	1	0.94	1.0	7G24008	EPA 8260B	07/24/17 12:11	JAJ	
Chlorobenzene [108-90-7]^	0.72	U	ug/L	1	0.72	1.0	7G24008	EPA 8260B	07/24/17 12:11	JAJ	
Chloroethane [75-00-3]^	0.98	U	ug/L	1	0.98	1.0	7G24008	EPA 8260B	07/24/17 12:11	JAJ	
Chloroform [67-66-3]^	0.80	U	ug/L	1	0.80	1.0	7G24008	EPA 8260B	07/24/17 12:11	JAJ	
Chloromethane [74-87-3]^	0.82	U	ug/L	1	0.82	1.0	7G24008	EPA 8260B	07/24/17 12:11	JAJ	
cis-1,2-Dichloroethene [156-59-2]^	0.53	U	ug/L	1	0.53	1.0	7G24008	EPA 8260B	07/24/17 12:11	JAJ	
cis-1,3-Dichloropropene [10061-01-5]^	0.59	U	ug/L	1	0.59	1.0	7G24008	EPA 8260B	07/24/17 12:11	JAJ	
Dibromochloromethane [124-48-1]^	0.44	U	ug/L	1	0.44	1.0	7G24008	EPA 8260B	07/24/17 12:11	JAJ	
Dibromomethane [74-95-3]^	0.84	U	ug/L	1	0.84	1.0	7G24008	EPA 8260B	07/24/17 12:11	JAJ	
Ethylbenzene [100-41-4]^	0.69	U	ug/L	1	0.69	1.0	7G24008	EPA 8260B	07/24/17 12:11	JAJ	
Iodomethane [74-88-4]^	0.72	U	ug/L	1	0.72	5.0	7G24008	EPA 8260B	07/24/17 12:11	JAJ	
m,p-Xylenes [108-38-3/106-42-3]^	1.3	U	ug/L	1	1.3	2.0	7G24008	EPA 8260B	07/24/17 12:11	JAJ	
Methylene chloride [75-09-2]^	2.0	U	ug/L	1	2.0	5.0	7G24008	EPA 8260B	07/24/17 12:11	JAJ	
o-Xylene [95-47-6]^	0.53	U	ug/L	1	0.53	1.0	7G24008	EPA 8260B	07/24/17 12:11	JAJ	
Styrene [100-42-5]^	0.61	U	ug/L	1	0.61	1.0	7G24008	EPA 8260B	07/24/17 12:11	JAJ	
Tetrachloroethene [127-18-4]^	0.76	U	ug/L	1	0.76	1.0	7G24008	EPA 8260B	07/24/17 12:11	JAJ	
Toluene [108-88-3]^	0.72	U	ug/L	1	0.72	1.0	7G24008	EPA 8260B	07/24/17 12:11	JAJ	
trans-1,2-Dichloroethene [156-60-5]^	0.73	U	ug/L	1	0.73	1.0	7G24008	EPA 8260B	07/24/17 12:11	JAJ	
trans-1,3-Dichloropropene [10061-02-6]^	0.73	U	ug/L	1	0.73	1.0	7G24008	EPA 8260B	07/24/17 12:11	JAJ	
trans-1,4-Dichloro-2-butene [110-57-6]^	0.79	U	ug/L	1	0.79	1.0	7G24008	EPA 8260B	07/24/17 12:11	JAJ	
Trichloroethene [79-01-6]^	0.89	U	ug/L	1	0.89	1.0	7G24008	EPA 8260B	07/24/17 12:11	JAJ	
Trichlorofluoromethane [75-69-4]^	0.94	U	ug/L	1	0.94	1.0	7G24008	EPA 8260B	07/24/17 12:11	JAJ	
Vinyl acetate [108-05-4]^	0.60	U	ug/L	1	0.60	5.0	7G24008	EPA 8260B	07/24/17 12:11	JAJ	
Vinyl chloride [75-01-4]^	0.71	U	ug/L	1	0.71	1.0	7G24008	EPA 8260B	07/24/17 12:11	JAJ	
Xylenes (Total) [1330-20-7]^	1.3	U	ug/L	1	1.3	2.0	7G24008	EPA 8260B	07/24/17 12:11	JAJ	

This report relates only to the sample as received by the laboratory, and may only be reproduced in full.

www.encolabs.com

ANALYTICAL RESULTS

Description:	MW-12	**Lab Sample ID:**	AA05298-02	**Received:**	07/21/17 12:10
Matrix:	Ground Water	**Sampled:**	07/20/17 10:39	**Work Order:**	AA05298
Project:	Citrus Co. LF	**Sampled By:**	Steve Messick		

Volatile Organic Compounds by GCMS

^ - ENCO Orlando certified analyte [NELAC E83182]

Surrogates	Results	DF	Spike Lvl	% Rec	% Rec Limits	Batch	Method	Analyzed	By	Notes
4-Bromofluorobenzene	*48*	*1*	*50.0*	*96 %*	*41-142*	*7G24008*	*EPA 8260B*	*07/24/17 12:11*	*JAJ*	
Dibromofluoromethane	*50*	*1*	*50.0*	*101 %*	*53-146*	*7G24008*	*EPA 8260B*	*07/24/17 12:11*	*JAJ*	
Toluene-d8	*51*	*1*	*50.0*	*102 %*	*41-146*	*7G24008*	*EPA 8260B*	*07/24/17 12:11*	*JAJ*	

Semivolatile Organic Compounds by GC

^ - ENCO Orlando certified analyte [NELAC E83182]

Analyte [CAS Number]	Results	Flag	Units	DF	MDL	PQL	Batch	Method	Analyzed	By	Notes
1,2-Dibromo-3-chloropropane [96-12-8]^	0.012	U	ug/L	1	0.012	0.020	7G27028	EPA 8011	07/27/17 19:53	JJB	
1,2-Dibromoethane [106-93-4]^	0.004	U	ug/L	1	0.004	0.020	7G27028	EPA 8011	07/27/17 19:53	JJB	

Surrogates	Results	DF	Spike Lvl	% Rec	% Rec Limits	Batch	Method	Analyzed	By	Notes
1,1,1,2-Tetrachloroethane	*0.25*	*1*	*0.250*	*101 %*	*70-130*	*7G27028*	*EPA 8011*	*07/27/17 19:53*	*JJB*	

Metals by EPA 6000/7000 Series Methods

^ - ENCO Orlando certified analyte [NELAC E83182]

Analyte [CAS Number]	Results	Flag	Units	DF	MDL	PQL	Batch	Method	Analyzed	By	Notes
Mercury [7439-97-6]^	0.0230	U	ug/L	1	0.0230	0.200	7G21005	EPA 7470A	07/27/17 08:15	JAY	

Metals (total recoverable) by EPA 6000/7000 Series Methods

^ - ENCO Orlando certified analyte [NELAC E83182]

Analyte [CAS Number]	Results	Flag	Units	DF	MDL	PQL	Batch	Method	Analyzed	By	Notes
Antimony [7440-36-0]^	2.50	U	ug/L	1	2.50	5.00	7G21024	EPA 6020A	08/07/17 10:08	JMA	
Arsenic [7440-38-2]^	6.10	U	ug/L	1	6.10	10.0	7G21024	EPA 6020A	08/04/17 10:43	JMA	
Barium [7440-39-3]^	**23.6**	I	ug/L	1	20.0	100	7G21024	EPA 6020A	08/07/17 10:08	JMA	
Beryllium [7440-41-7]^	0.940	U	ug/L	1	0.940	1.00	7G21024	EPA 6020A	08/07/17 10:08	JMA	
Cadmium [7440-43-9]^	0.900	U	ug/L	1	0.900	3.00	7G21024	EPA 6020A	08/07/17 10:08	JMA	
Chromium [7440-47-3]^	4.50	U	ug/L	1	4.50	10.0	7G21024	EPA 6020A	08/07/17 10:08	JMA	
Cobalt [7440-48-4]^	2.10	U	ug/L	1	2.10	10.0	7G21024	EPA 6020A	08/07/17 10:08	JMA	
Copper [7440-50-8]^	2.20	U	ug/L	1	2.20	10.0	7G21024	EPA 6020A	08/07/17 10:08	JMA	
Iron [7439-89-6]^	**6620**		ug/L	1	38.0	50.0	7G21024	EPA 6020A	08/04/17 10:43	JMA	
Lead [7439-92-1]^	1.60	U	ug/L	1	1.60	5.00	7G21024	EPA 6020A	08/07/17 10:08	JMA	
Nickel [7440-02-0]^	3.20	U	ug/L	1	3.20	10.0	7G21024	EPA 6020A	08/07/17 10:08	JMA	
Selenium [7782-49-2]^	6.50	U	ug/L	1	6.50	10.0	7G21024	EPA 6020A	08/04/17 10:43	JMA	
Silver [7440-22-4]^	0.290	U	ug/L	1	0.290	1.00	7G21024	EPA 6020A	08/07/17 10:08	JMA	
Sodium [7440-23-5]^	**3.12**		mg/L	1	0.320	1.00	7G21024	EPA 6020A	08/07/17 10:08	JMA	
Thallium [7440-28-0]^	0.580	U	ug/L	1	0.580	1.00	7G21024	EPA 6020A	08/07/17 10:08	JMA	
Vanadium [7440-62-2]^	2.00	U	ug/L	1	2.00	10.0	7G21024	EPA 6020A	08/07/17 10:08	JMA	
Zinc [7440-66-6]^	16.0	U	ug/L	1	16.0	50.0	7G21024	EPA 6020A	08/07/17 10:08	JMA	

This report relates only to the sample as received by the laboratory, and may only be reproduced in full.

www.encolabs.com

ANALYTICAL RESULTS

Description: MW-12 | **Lab Sample ID:** AA05298-02 | **Received:** 07/21/17 12:10

Matrix: Ground Water | **Sampled:** 07/20/17 10:39 | **Work Order:** AA05298

Project: Citrus Co. LF | **Sampled By:** Steve Messick

Classical Chemistry Parameters

^ - ENCO Orlando certified analyte [NELAC E83182]

Analyte [CAS Number]	Results	Flag	Units	DF	MDL	PQL	Batch	Method	Analyzed	By	Notes
Ammonia as N [7664-41-7]^	**0.37**		mg/L	1	0.0073	0.020	7G27009	EPA 350.1	07/28/17 09:21	CRG	
Chloride [16887-00-6]^	**3.7**	I	mg/L	1	0.29	5.0	7G21002	EPA 300.0	07/22/17 00:04	RSA	
Nitrate as N [14797-55-8]^	0.052	U	mg/L	1	0.052	1.0	7G21002	EPA 300.0	07/22/17 00:04	RSA	
Total Dissolved Solids^	**380**		mg/L	1	10	10	7G25042	SM 2540C-1997	07/26/17 20:50	AH	

Field Parameters

Analyte [CAS Number]	Results	Flag	Units	DF	MDL	PQL	Batch	Method	Analyzed	By	Notes
Depth to Water	**98.53**		Ft	1			7H08009	Field	07/20/17 10:39	CSP	
Dissolved Oxygen	**0.11**		mg/L	1	0	0	7H08009	Field	07/20/17 10:39	CSP	
Oxidation/Reduction Potential	**-125.3**		mV	1	-999	-999	7H08009	Field	07/20/17 10:39	CSP	
pH	**6.73**		pH Units	1			7H08009	Field	07/20/17 10:39	CSP	
Specific Conductance (EC)	**633**		umhos/cm	1	0	0	7H08009	Field	07/20/17 10:39	CSP	
Temperature	**23.2**		°C	1	0	0	7H08009	Field	07/20/17 10:39	CSP	
Turbidity	**2.56**		NTU	1	0	0	7H08009	Field	07/20/17 10:39	CSP	

This report relates only to the sample as received by the laboratory, and may only be reproduced in full.

www.encolabs.com

ANALYTICAL RESULTS

Description: EQUIPMENT BLANK 1 | **Lab Sample ID:** AA05298-03 | **Received:** 07/21/17 12:10

Matrix: Ground Water | **Sampled:** 07/20/17 10:55 | **Work Order:** AA05298

Project: Citrus Co. LF | **Sampled By:** Steve Messick

Volatile Organic Compounds by GCMS

^ - ENCO Orlando certified analyte [NELAC E83182]

Analyte [CAS Number]	Results	Flag	Units	DF	MDL	PQL	Batch	Method	Analyzed	By	Notes
1,1,1,2-Tetrachloroethane [630-20-6]^	0.61	U	ug/L	1	0.61	1.0	7G24008	EPA 8260B	07/24/17 12:41	JAJ	
1,1,1-Trichloroethane [71-55-6]^	0.80	U	ug/L	1	0.80	1.0	7G24008	EPA 8260B	07/24/17 12:41	JAJ	
1,1,2,2-Tetrachloroethane [79-34-5]^	0.54	U	ug/L	1	0.54	1.0	7G24008	EPA 8260B	07/24/17 12:41	JAJ	
1,1,2-Trichloroethane [79-00-5]^	0.76	U	ug/L	1	0.76	1.0	7G24008	EPA 8260B	07/24/17 12:41	JAJ	
1,1-Dichloroethane [75-34-3]^	0.62	U	ug/L	1	0.62	1.0	7G24008	EPA 8260B	07/24/17 12:41	JAJ	
1,1-Dichloroethene [75-35-4]^	0.94	U	ug/L	1	0.94	1.0	7G24008	EPA 8260B	07/24/17 12:41	JAJ	
1,2,3-Trichloropropane [96-18-4]^	0.64	U	ug/L	1	0.64	1.0	7G24008	EPA 8260B	07/24/17 12:41	JAJ	
1,2-Dichlorobenzene [95-50-1]^	0.73	U	ug/L	1	0.73	1.0	7G24008	EPA 8260B	07/24/17 12:41	JAJ	
1,2-Dichloroethane [107-06-2]^	0.63	U	ug/L	1	0.63	1.0	7G24008	EPA 8260B	07/24/17 12:41	JAJ	
1,2-Dichloropropane [78-87-5]^	0.80	U	ug/L	1	0.80	1.0	7G24008	EPA 8260B	07/24/17 12:41	JAJ	
1,4-Dichlorobenzene [106-46-7]^	0.76	U	ug/L	1	0.76	1.0	7G24008	EPA 8260B	07/24/17 12:41	JAJ	
2-Butanone [78-93-3]^	4.5	U	ug/L	1	4.5	5.0	7G24008	EPA 8260B	07/24/17 12:41	JAJ	
2-Hexanone [591-78-6]^	1.4	U	ug/L	1	1.4	5.0	7G24008	EPA 8260B	07/24/17 12:41	JAJ	
4-Methyl-2-pentanone [108-10-1]^	0.79	U	ug/L	1	0.79	5.0	7G24008	EPA 8260B	07/24/17 12:41	JAJ	
Acetone [67-64-1]^	**23**		ug/L	1	10	20	7G24008	EPA 8260B	07/24/17 12:41	JAJ	O-01
Acrylonitrile [107-13-1]^	3.2	U	ug/L	1	3.2	10	7G24008	EPA 8260B	07/24/17 12:41	JAJ	
Benzene [71-43-2]^	0.71	U	ug/L	1	0.71	1.0	7G24008	EPA 8260B	07/24/17 12:41	JAJ	
Bromochloromethane [74-97-5]^	0.94	U	ug/L	1	0.94	1.0	7G24008	EPA 8260B	07/24/17 12:41	JAJ	
Bromodichloromethane [75-27-4]^	0.52	U	ug/L	1	0.52	1.0	7G24008	EPA 8260B	07/24/17 12:41	JAJ	
Bromoform [75-25-2]^	0.75	U	ug/L	1	0.75	1.0	7G24008	EPA 8260B	07/24/17 12:41	JAJ	
Bromomethane [74-83-9]^	0.95	U	ug/L	1	0.95	1.0	7G24008	EPA 8260B	07/24/17 12:41	JAJ	
Carbon disulfide [75-15-0]^	2.6	U	ug/L	1	2.6	5.0	7G24008	EPA 8260B	07/24/17 12:41	JAJ	
Carbon tetrachloride [56-23-5]^	0.94	U	ug/L	1	0.94	1.0	7G24008	EPA 8260B	07/24/17 12:41	JAJ	
Chlorobenzene [108-90-7]^	0.72	U	ug/L	1	0.72	1.0	7G24008	EPA 8260B	07/24/17 12:41	JAJ	
Chloroethane [75-00-3]^	0.98	U	ug/L	1	0.98	1.0	7G24008	EPA 8260B	07/24/17 12:41	JAJ	
Chloroform [67-66-3]^	0.80	U	ug/L	1	0.80	1.0	7G24008	EPA 8260B	07/24/17 12:41	JAJ	
Chloromethane [74-87-3]^	0.82	U	ug/L	1	0.82	1.0	7G24008	EPA 8260B	07/24/17 12:41	JAJ	
cis-1,2-Dichloroethene [156-59-2]^	0.53	U	ug/L	1	0.53	1.0	7G24008	EPA 8260B	07/24/17 12:41	JAJ	
cis-1,3-Dichloropropene [10061-01-5]^	0.59	U	ug/L	1	0.59	1.0	7G24008	EPA 8260B	07/24/17 12:41	JAJ	
Dibromochloromethane [124-48-1]^	0.44	U	ug/L	1	0.44	1.0	7G24008	EPA 8260B	07/24/17 12:41	JAJ	
Dibromomethane [74-95-3]^	0.84	U	ug/L	1	0.84	1.0	7G24008	EPA 8260B	07/24/17 12:41	JAJ	
Ethylbenzene [100-41-4]^	0.69	U	ug/L	1	0.69	1.0	7G24008	EPA 8260B	07/24/17 12:41	JAJ	
Iodomethane [74-88-4]^	0.72	U	ug/L	1	0.72	5.0	7G24008	EPA 8260B	07/24/17 12:41	JAJ	
m,p-Xylenes [108-38-3/106-42-3]^	1.3	U	ug/L	1	1.3	2.0	7G24008	EPA 8260B	07/24/17 12:41	JAJ	
Methylene chloride [75-09-2]^	2.0	U	ug/L	1	2.0	5.0	7G24008	EPA 8260B	07/24/17 12:41	JAJ	
o-Xylene [95-47-6]^	0.53	U	ug/L	1	0.53	1.0	7G24008	EPA 8260B	07/24/17 12:41	JAJ	
Styrene [100-42-5]^	0.61	U	ug/L	1	0.61	1.0	7G24008	EPA 8260B	07/24/17 12:41	JAJ	
Tetrachloroethene [127-18-4]^	0.76	U	ug/L	1	0.76	1.0	7G24008	EPA 8260B	07/24/17 12:41	JAJ	
Toluene [108-88-3]^	0.72	U	ug/L	1	0.72	1.0	7G24008	EPA 8260B	07/24/17 12:41	JAJ	
trans-1,2-Dichloroethene [156-60-5]^	0.73	U	ug/L	1	0.73	1.0	7G24008	EPA 8260B	07/24/17 12:41	JAJ	
trans-1,3-Dichloropropene [10061-02-6]^	0.73	U	ug/L	1	0.73	1.0	7G24008	EPA 8260B	07/24/17 12:41	JAJ	
trans-1,4-Dichloro-2-butene [110-57-6]^	0.79	U	ug/L	1	0.79	1.0	7G24008	EPA 8260B	07/24/17 12:41	JAJ	
Trichloroethene [79-01-6]^	0.89	U	ug/L	1	0.89	1.0	7G24008	EPA 8260B	07/24/17 12:41	JAJ	
Trichlorofluoromethane [75-69-4]^	0.94	U	ug/L	1	0.94	1.0	7G24008	EPA 8260B	07/24/17 12:41	JAJ	
Vinyl acetate [108-05-4]^	0.60	U	ug/L	1	0.60	5.0	7G24008	EPA 8260B	07/24/17 12:41	JAJ	
Vinyl chloride [75-01-4]^	0.71	U	ug/L	1	0.71	1.0	7G24008	EPA 8260B	07/24/17 12:41	JAJ	
Xylenes (Total) [1330-20-7]^	1.3	U	ug/L	1	1.3	2.0	7G24008	EPA 8260B	07/24/17 12:41	JAJ	

This report relates only to the sample as received by the laboratory, and may only be reproduced in full.

www.encolabs.com

ANALYTICAL RESULTS

Description: EQUIPMENT BLANK 1 | **Lab Sample ID:** AA05298-03 | **Received:** 07/21/17 12:10
Matrix: Ground Water | **Sampled:** 07/20/17 10:55 | **Work Order:** AA05298
Project: Citrus Co. LF | **Sampled By:** Steve Messick

Volatile Organic Compounds by GCMS

^ - ENCO Orlando certified analyte [NELAC E83182]

Surrogates	Results	DF	Spike Lvl	% Rec	% Rec Limits	Batch	Method	Analyzed	By	Notes
4-Bromofluorobenzene	*48*	*1*	*50.0*	*96 %*	*41-142*	*7G24008*	*EPA 8260B*	*07/24/17 12:41*	*JAJ*	
Dibromofluoromethane	*49*	*1*	*50.0*	*99 %*	*53-146*	*7G24008*	*EPA 8260B*	*07/24/17 12:41*	*JAJ*	
Toluene-d8	*51*	*1*	*50.0*	*103 %*	*41-146*	*7G24008*	*EPA 8260B*	*07/24/17 12:41*	*JAJ*	

Semivolatile Organic Compounds by GC

^ - ENCO Orlando certified analyte [NELAC E83182]

Analyte [CAS Number]	Results	Flag	Units	DF	MDL	PQL	Batch	Method	Analyzed	By	Notes
1,2-Dibromo-3-chloropropane [96-12-8]^	0.012	U	ug/L	1	0.012	0.020	7G27028	EPA 8011	07/27/17 20:09	JJB	
1,2-Dibromoethane [106-93-4]^	0.004	U	ug/L	1	0.004	0.020	7G27028	EPA 8011	07/27/17 20:09	JJB	

Surrogates	Results	DF	Spike Lvl	% Rec	% Rec Limits	Batch	Method	Analyzed	By	Notes
1,1,1,2-Tetrachloroethane	*0.27*	*1*	*0.250*	*108 %*	*70-130*	*7G27028*	*EPA 8011*	*07/27/17 20:09*	*JJB*	

Metals by EPA 6000/7000 Series Methods

^ - ENCO Orlando certified analyte [NELAC E83182]

Analyte [CAS Number]	Results	Flag	Units	DF	MDL	PQL	Batch	Method	Analyzed	By	Notes
Mercury [7439-97-6]^	0.0230	U	ug/L	1	0.0230	0.200	7G21005	EPA 7470A	07/27/17 08:24	JAY	

Metals (total recoverable) by EPA 6000/7000 Series Methods

^ - ENCO Orlando certified analyte [NELAC E83182]

Analyte [CAS Number]	Results	Flag	Units	DF	MDL	PQL	Batch	Method	Analyzed	By	Notes
Antimony [7440-36-0]^	2.50	U	ug/L	1	2.50	5.00	7G21024	EPA 6020A	08/07/17 10:05	JMA	
Arsenic [7440-38-2]^	6.10	U	ug/L	1	6.10	10.0	7G21024	EPA 6020A	08/04/17 11:19	JMA	
Barium [7440-39-3]^	20.0	U	ug/L	1	20.0	100	7G21024	EPA 6020A	08/07/17 10:05	JMA	
Beryllium [7440-41-7]^	0.940	U	ug/L	1	0.940	1.00	7G21024	EPA 6020A	08/07/17 10:05	JMA	
Cadmium [7440-43-9]^	0.900	U	ug/L	1	0.900	3.00	7G21024	EPA 6020A	08/07/17 10:05	JMA	
Chromium [7440-47-3]^	4.50	U	ug/L	1	4.50	10.0	7G21024	EPA 6020A	08/07/17 10:05	JMA	
Cobalt [7440-48-4]^	2.10	U	ug/L	1	2.10	10.0	7G21024	EPA 6020A	08/07/17 10:05	JMA	
Copper [7440-50-8]^	2.20	U	ug/L	1	2.20	10.0	7G21024	EPA 6020A	08/07/17 10:05	JMA	
Iron [7439-89-6]^	38.0	U	ug/L	1	38.0	50.0	7G21024	EPA 6020A	08/04/17 11:19	JMA	
Lead [7439-92-1]^	1.60	U	ug/L	1	1.60	5.00	7G21024	EPA 6020A	08/07/17 10:05	JMA	
Nickel [7440-02-0]^	3.20	U	ug/L	1	3.20	10.0	7G21024	EPA 6020A	08/07/17 10:05	JMA	
Selenium [7782-49-2]^	6.50	U	ug/L	1	6.50	10.0	7G21024	EPA 6020A	08/04/17 11:19	JMA	
Silver [7440-22-4]^	0.290	U	ug/L	1	0.290	1.00	7G21024	EPA 6020A	08/07/17 10:05	JMA	
Sodium [7440-23-5]^	0.320	U	mg/L	1	0.320	1.00	7G21024	EPA 6020A	08/07/17 10:05	JMA	
Thallium [7440-28-0]^	0.580	U	ug/L	1	0.580	1.00	7G21024	EPA 6020A	08/07/17 10:05	JMA	
Vanadium [7440-62-2]^	2.00	U	ug/L	1	2.00	10.0	7G21024	EPA 6020A	08/07/17 10:05	JMA	
Zinc [7440-66-6]^	16.0	U	ug/L	1	16.0	50.0	7G21024	EPA 6020A	08/07/17 10:05	JMA	

This report relates only to the sample as received by the laboratory, and may only be reproduced in full.

www.encolabs.com

ANALYTICAL RESULTS

Description: EQUIPMENT BLANK 1 | **Lab Sample ID:** AA05298-03 | **Received:** 07/21/17 12:10

Matrix: Ground Water | **Sampled:** 07/20/17 10:55 | **Work Order:** AA05298

Project: Citrus Co. LF | **Sampled By:** Steve Messick

Classical Chemistry Parameters

^ - ENCO Orlando certified analyte [NELAC E83182]

Analyte [CAS Number]	Results	Flag	Units	DF	MDL	PQL	Batch	Method	Analyzed	By	Notes
Ammonia as N [7664-41-7]^	0.0073	U	mg/L	1	0.0073	0.020	7G27009	EPA 350.1	07/28/17 09:25	CRG	
Chloride [16887-00-6]^	0.29	U	mg/L	1	0.29	5.0	7G21002	EPA 300.0	07/22/17 01:37	RSA	
Nitrate as N [14797-55-8]^	0.052	U	mg/L	1	0.052	1.0	7G21002	EPA 300.0	07/22/17 01:37	RSA	
Total Dissolved Solids^	10	U	mg/L	1	10	10	7G25042	SM 2540C-1997	07/26/17 20:50	AH	

This report relates only to the sample as received by the laboratory, and may only be reproduced in full.

www.encolabs.com

ANALYTICAL RESULTS

Description: MW-3 | **Lab Sample ID:** AA05298-04 | **Received:** 07/21/17 12:10

Matrix: Ground Water | **Sampled:** 07/20/17 12:47 | **Work Order:** AA05298

Project: Citrus Co. LF | **Sampled By:** Steve Messick

Volatile Organic Compounds by GCMS

^ - ENCO Orlando certified analyte [NELAC E83182]

Analyte [CAS Number]	Results	Flag	Units	DF	MDL	PQL	Batch	Method	Analyzed	By	Notes
1,1,1,2-Tetrachloroethane [630-20-6]^	0.61	U	ug/L	1	0.61	1.0	7G24008	EPA 8260B	07/24/17 13:11	JAJ	
1,1,1-Trichloroethane [71-55-6]^	0.80	U	ug/L	1	0.80	1.0	7G24008	EPA 8260B	07/24/17 13:11	JAJ	
1,1,2,2-Tetrachloroethane [79-34-5]^	0.54	U	ug/L	1	0.54	1.0	7G24008	EPA 8260B	07/24/17 13:11	JAJ	
1,1,2-Trichloroethane [79-00-5]^	0.76	U	ug/L	1	0.76	1.0	7G24008	EPA 8260B	07/24/17 13:11	JAJ	
1,1-Dichloroethane [75-34-3]^	0.62	U	ug/L	1	0.62	1.0	7G24008	EPA 8260B	07/24/17 13:11	JAJ	
1,1-Dichloroethene [75-35-4]^	0.94	U	ug/L	1	0.94	1.0	7G24008	EPA 8260B	07/24/17 13:11	JAJ	
1,2,3-Trichloropropane [96-18-4]^	0.64	U	ug/L	1	0.64	1.0	7G24008	EPA 8260B	07/24/17 13:11	JAJ	
1,2-Dichlorobenzene [95-50-1]^	0.73	U	ug/L	1	0.73	1.0	7G24008	EPA 8260B	07/24/17 13:11	JAJ	
1,2-Dichloroethane [107-06-2]^	0.63	U	ug/L	1	0.63	1.0	7G24008	EPA 8260B	07/24/17 13:11	JAJ	
1,2-Dichloropropane [78-87-5]^	0.80	U	ug/L	1	0.80	1.0	7G24008	EPA 8260B	07/24/17 13:11	JAJ	
1,4-Dichlorobenzene [106-46-7]^	0.76	U	ug/L	1	0.76	1.0	7G24008	EPA 8260B	07/24/17 13:11	JAJ	
2-Butanone [78-93-3]^	4.5	U	ug/L	1	4.5	5.0	7G24008	EPA 8260B	07/24/17 13:11	JAJ	
2-Hexanone [591-78-6]^	1.4	U	ug/L	1	1.4	5.0	7G24008	EPA 8260B	07/24/17 13:11	JAJ	
4-Methyl-2-pentanone [108-10-1]^	0.79	U	ug/L	1	0.79	5.0	7G24008	EPA 8260B	07/24/17 13:11	JAJ	
Acetone [67-64-1]^	10	U	ug/L	1	10	20	7G24008	EPA 8260B	07/24/17 13:11	JAJ	
Acrylonitrile [107-13-1]^	3.2	U	ug/L	1	3.2	10	7G24008	EPA 8260B	07/24/17 13:11	JAJ	
Benzene [71-43-2]^	0.71	U	ug/L	1	0.71	1.0	7G24008	EPA 8260B	07/24/17 13:11	JAJ	
Bromochloromethane [74-97-5]^	0.94	U	ug/L	1	0.94	1.0	7G24008	EPA 8260B	07/24/17 13:11	JAJ	
Bromodichloromethane [75-27-4]^	0.52	U	ug/L	1	0.52	1.0	7G24008	EPA 8260B	07/24/17 13:11	JAJ	
Bromoform [75-25-2]^	0.75	U	ug/L	1	0.75	1.0	7G24008	EPA 8260B	07/24/17 13:11	JAJ	
Bromomethane [74-83-9]^	0.95	U	ug/L	1	0.95	1.0	7G24008	EPA 8260B	07/24/17 13:11	JAJ	
Carbon disulfide [75-15-0]^	2.6	U	ug/L	1	2.6	5.0	7G24008	EPA 8260B	07/24/17 13:11	JAJ	
Carbon tetrachloride [56-23-5]^	0.94	U	ug/L	1	0.94	1.0	7G24008	EPA 8260B	07/24/17 13:11	JAJ	
Chlorobenzene [108-90-7]^	0.72	U	ug/L	1	0.72	1.0	7G24008	EPA 8260B	07/24/17 13:11	JAJ	
Chloroethane [75-00-3]^	0.98	U	ug/L	1	0.98	1.0	7G24008	EPA 8260B	07/24/17 13:11	JAJ	
Chloroform [67-66-3]^	0.80	U	ug/L	1	0.80	1.0	7G24008	EPA 8260B	07/24/17 13:11	JAJ	
Chloromethane [74-87-3]^	0.82	U	ug/L	1	0.82	1.0	7G24008	EPA 8260B	07/24/17 13:11	JAJ	
cis-1,2-Dichloroethene [156-59-2]^	0.53	U	ug/L	1	0.53	1.0	7G24008	EPA 8260B	07/24/17 13:11	JAJ	
cis-1,3-Dichloropropene [10061-01-5]^	0.59	U	ug/L	1	0.59	1.0	7G24008	EPA 8260B	07/24/17 13:11	JAJ	
Dibromochloromethane [124-48-1]^	0.44	U	ug/L	1	0.44	1.0	7G24008	EPA 8260B	07/24/17 13:11	JAJ	
Dibromomethane [74-95-3]^	0.84	U	ug/L	1	0.84	1.0	7G24008	EPA 8260B	07/24/17 13:11	JAJ	
Ethylbenzene [100-41-4]^	0.69	U	ug/L	1	0.69	1.0	7G24008	EPA 8260B	07/24/17 13:11	JAJ	
Iodomethane [74-88-4]^	0.72	U	ug/L	1	0.72	5.0	7G24008	EPA 8260B	07/24/17 13:11	JAJ	
m,p-Xylenes [108-38-3/106-42-3]^	1.3	U	ug/L	1	1.3	2.0	7G24008	EPA 8260B	07/24/17 13:11	JAJ	
Methylene chloride [75-09-2]^	2.0	U	ug/L	1	2.0	5.0	7G24008	EPA 8260B	07/24/17 13:11	JAJ	
o-Xylene [95-47-6]^	0.53	U	ug/L	1	0.53	1.0	7G24008	EPA 8260B	07/24/17 13:11	JAJ	
Styrene [100-42-5]^	0.61	U	ug/L	1	0.61	1.0	7G24008	EPA 8260B	07/24/17 13:11	JAJ	
Tetrachloroethene [127-18-4]^	0.76	U	ug/L	1	0.76	1.0	7G24008	EPA 8260B	07/24/17 13:11	JAJ	
Toluene [108-88-3]^	0.72	U	ug/L	1	0.72	1.0	7G24008	EPA 8260B	07/24/17 13:11	JAJ	
trans-1,2-Dichloroethene [156-60-5]^	0.73	U	ug/L	1	0.73	1.0	7G24008	EPA 8260B	07/24/17 13:11	JAJ	
trans-1,3-Dichloropropene [10061-02-6]^	0.73	U	ug/L	1	0.73	1.0	7G24008	EPA 8260B	07/24/17 13:11	JAJ	
trans-1,4-Dichloro-2-butene [110-57-6]^	0.79	U	ug/L	1	0.79	1.0	7G24008	EPA 8260B	07/24/17 13:11	JAJ	
Trichloroethene [79-01-6]^	0.89	U	ug/L	1	0.89	1.0	7G24008	EPA 8260B	07/24/17 13:11	JAJ	
Trichlorofluoromethane [75-69-4]^	0.94	U	ug/L	1	0.94	1.0	7G24008	EPA 8260B	07/24/17 13:11	JAJ	
Vinyl acetate [108-05-4]^	0.60	U	ug/L	1	0.60	5.0	7G24008	EPA 8260B	07/24/17 13:11	JAJ	
Vinyl chloride [75-01-4]^	0.71	U	ug/L	1	0.71	1.0	7G24008	EPA 8260B	07/24/17 13:11	JAJ	
Xylenes (Total) [1330-20-7]^	1.3	U	ug/L	1	1.3	2.0	7G24008	EPA 8260B	07/24/17 13:11	JAJ	

This report relates only to the sample as received by the laboratory, and may only be reproduced in full.

www.encolabs.com

ANALYTICAL RESULTS

Description: MW-3	**Lab Sample ID:** AA05298-04	**Received:** 07/21/17 12:10
Matrix: Ground Water	**Sampled:** 07/20/17 12:47	**Work Order:** AA05298
Project: Citrus Co. LF	**Sampled By:** Steve Messick	

Volatile Organic Compounds by GCMS

^ - ENCO Orlando certified analyte [NELAC E83182]

Surrogates	Results	DF	Spike Lvl	% Rec	% Rec Limits	Batch	Method	Analyzed	By	Notes
4-Bromofluorobenzene	*45*	*1*	*50.0*	*90 %*	*41-142*	*7G24008*	*EPA 8260B*	*07/24/17 13:11*	*JAJ*	
Dibromofluoromethane	*49*	*1*	*50.0*	*98 %*	*53-146*	*7G24008*	*EPA 8260B*	*07/24/17 13:11*	*JAJ*	
Toluene-d8	*51*	*1*	*50.0*	*102 %*	*41-146*	*7G24008*	*EPA 8260B*	*07/24/17 13:11*	*JAJ*	

Semivolatile Organic Compounds by GC

^ - ENCO Orlando certified analyte [NELAC E83182]

Analyte [CAS Number]	Results	Flag	Units	DF	MDL	PQL	Batch	Method	Analyzed	By	Notes
1,2-Dibromo-3-chloropropane [96-12-8]^	0.012	U	ug/L	1	0.012	0.020	7G27028	EPA 8011	07/27/17 20:25	JJB	
1,2-Dibromoethane [106-93-4]^	0.004	U	ug/L	1	0.004	0.020	7G27028	EPA 8011	07/27/17 20:25	JJB	

Surrogates	Results	DF	Spike Lvl	% Rec	% Rec Limits	Batch	Method	Analyzed	By	Notes
1,1,1,2-Tetrachloroethane	*0.24*	*1*	*0.250*	*95 %*	*70-130*	*7G27028*	*EPA 8011*	*07/27/17 20:25*	*JJB*	

Metals by EPA 6000/7000 Series Methods

^ - ENCO Orlando certified analyte [NELAC E83182]

Analyte [CAS Number]	Results	Flag	Units	DF	MDL	PQL	Batch	Method	Analyzed	By	Notes
Mercury [7439-97-6]^	**0.0428**	I	ug/L	1	0.0230	0.200	7G21005	EPA 7470A	07/27/17 08:27	JAY	

Metals (total recoverable) by EPA 6000/7000 Series Methods

^ - ENCO Orlando certified analyte [NELAC E83182]

Analyte [CAS Number]	Results	Flag	Units	DF	MDL	PQL	Batch	Method	Analyzed	By	Notes
Antimony [7440-36-0]^	2.50	U	ug/L	1	2.50	5.00	7G21024	EPA 6020A	08/07/17 10:10	JMA	
Arsenic [7440-38-2]^	6.10	U	ug/L	1	6.10	10.0	7G21024	EPA 6020A	08/04/17 10:44	JMA	
Barium [7440-39-3]^	**36.2**	I	ug/L	1	20.0	100	7G21024	EPA 6020A	08/07/17 10:10	JMA	
Beryllium [7440-41-7]^	0.940	U	ug/L	1	0.940	1.00	7G21024	EPA 6020A	08/07/17 10:10	JMA	
Cadmium [7440-43-9]^	0.900	U	ug/L	1	0.900	3.00	7G21024	EPA 6020A	08/07/17 10:10	JMA	
Chromium [7440-47-3]^	4.50	U	ug/L	1	4.50	10.0	7G21024	EPA 6020A	08/07/17 10:10	JMA	
Cobalt [7440-48-4]^	2.10	U	ug/L	1	2.10	10.0	7G21024	EPA 6020A	08/07/17 10:10	JMA	
Copper [7440-50-8]^	**88.9**		ug/L	1	2.20	10.0	7G21024	EPA 6020A	08/07/17 10:10	JMA	
Iron [7439-89-6]^	38.0	U	ug/L	1	38.0	50.0	7G21024	EPA 6020A	08/04/17 10:44	JMA	
Lead [7439-92-1]^	**5.57**		ug/L	1	1.60	5.00	7G21024	EPA 6020A	08/07/17 10:10	JMA	
Nickel [7440-02-0]^	**4.10**	I	ug/L	1	3.20	10.0	7G21024	EPA 6020A	08/07/17 10:10	JMA	
Selenium [7782-49-2]^	6.50	U	ug/L	1	6.50	10.0	7G21024	EPA 6020A	08/04/17 10:44	JMA	
Silver [7440-22-4]^	0.290	U	ug/L	1	0.290	1.00	7G21024	EPA 6020A	08/07/17 10:10	JMA	
Sodium [7440-23-5]^	**10.8**		mg/L	1	0.320	1.00	7G21024	EPA 6020A	08/07/17 10:10	JMA	
Thallium [7440-28-0]^	0.580	U	ug/L	1	0.580	1.00	7G21024	EPA 6020A	08/07/17 10:10	JMA	
Vanadium [7440-62-2]^	2.00	U	ug/L	1	2.00	10.0	7G21024	EPA 6020A	08/07/17 10:10	JMA	
Zinc [7440-66-6]^	**81.8**		ug/L	1	16.0	50.0	7G21024	EPA 6020A	08/07/17 10:10	JMA	

This report relates only to the sample as received by the laboratory, and may only be reproduced in full.

www.encolabs.com

ANALYTICAL RESULTS

Description: MW-3 | **Lab Sample ID:** AA05298-04 | **Received:** 07/21/17 12:10

Matrix: Ground Water | **Sampled:** 07/20/17 12:47 | **Work Order:** AA05298

Project: Citrus Co. LF | **Sampled By:** Steve Messick

Classical Chemistry Parameters

^ - ENCO Orlando certified analyte [NELAC E83182]

Analyte [CAS Number]	Results	Flag	Units	DF	MDL	PQL	Batch	Method	Analyzed	By	Notes
Ammonia as N [7664-41-7]^	0.0073	U	mg/L	1	0.0073	0.020	7G27009	EPA 350.1	07/28/17 09:26	CRG	
Chloride [16887-00-6]^	**12**		mg/L	1	0.29	5.0	7G21002	EPA 300.0	07/21/17 23:33	RSA	
Nitrate as N [14797-55-8]^	**11**		mg/L	1	0.052	1.0	7G21002	EPA 300.0	07/21/17 23:33	RSA	
Total Dissolved Solids^	**120**		mg/L	1	10	10	7G25042	SM 2540C-1997	07/26/17 20:50	AH	

Field Parameters

Analyte [CAS Number]	Results	Flag	Units	DF	MDL	PQL	Batch	Method	Analyzed	By	Notes
Dissolved Oxygen	**4.36**		mg/L	1	0	0	7H08009	Field	07/20/17 12:47	CSP	
Oxidation/Reduction Potential	**292.5**		mV	1	-999	-999	7H08009	Field	07/20/17 12:47	CSP	
pH	**4.75**		pH Units	1			7H08009	Field	07/20/17 12:47	CSP	
Specific Conductance (EC)	**155**		umhos/cm	1	0	0	7H08009	Field	07/20/17 12:47	CSP	
Temperature	**24.6**		°C	1	0	0	7H08009	Field	07/20/17 12:47	CSP	
Turbidity	**0.52**		NTU	1	0	0	7H08009	Field	07/20/17 12:47	CSP	

This report relates only to the sample as received by the laboratory, and may only be reproduced in full.

www.encolabs.com

ANALYTICAL RESULTS

Description: MW-7 | **Lab Sample ID:** AA05298-05 | **Received:** 07/21/17 12:10

Matrix: Ground Water | **Sampled:** 07/20/17 14:37 | **Work Order:** AA05298

Project: Citrus Co. LF | **Sampled By:** Steve Messick

Volatile Organic Compounds by GCMS

^ - ENCO Orlando certified analyte [NELAC E83182]

Analyte [CAS Number]	Results	Flag	Units	DF	MDL	PQL	Batch	Method	Analyzed	By	Notes
1,1,1,2-Tetrachloroethane [630-20-6]^	0.61	U	ug/L	1	0.61	1.0	7G24008	EPA 8260B	07/24/17 13:41	JAJ	
1,1,1-Trichloroethane [71-55-6]^	0.80	U	ug/L	1	0.80	1.0	7G24008	EPA 8260B	07/24/17 13:41	JAJ	
1,1,2,2-Tetrachloroethane [79-34-5]^	0.54	U	ug/L	1	0.54	1.0	7G24008	EPA 8260B	07/24/17 13:41	JAJ	
1,1,2-Trichloroethane [79-00-5]^	0.76	U	ug/L	1	0.76	1.0	7G24008	EPA 8260B	07/24/17 13:41	JAJ	
1,1-Dichloroethane [75-34-3]^	0.62	U	ug/L	1	0.62	1.0	7G24008	EPA 8260B	07/24/17 13:41	JAJ	
1,1-Dichloroethene [75-35-4]^	0.94	U	ug/L	1	0.94	1.0	7G24008	EPA 8260B	07/24/17 13:41	JAJ	
1,2,3-Trichloropropane [96-18-4]^	0.64	U	ug/L	1	0.64	1.0	7G24008	EPA 8260B	07/24/17 13:41	JAJ	
1,2-Dichlorobenzene [95-50-1]^	0.73	U	ug/L	1	0.73	1.0	7G24008	EPA 8260B	07/24/17 13:41	JAJ	
1,2-Dichloroethane [107-06-2]^	0.63	U	ug/L	1	0.63	1.0	7G24008	EPA 8260B	07/24/17 13:41	JAJ	
1,2-Dichloropropane [78-87-5]^	0.80	U	ug/L	1	0.80	1.0	7G24008	EPA 8260B	07/24/17 13:41	JAJ	
1,4-Dichlorobenzene [106-46-7]^	**4.1**		ug/L	1	0.76	1.0	7G24008	EPA 8260B	07/24/17 13:41	JAJ	
2-Butanone [78-93-3]^	4.5	U	ug/L	1	4.5	5.0	7G24008	EPA 8260B	07/24/17 13:41	JAJ	
2-Hexanone [591-78-6]^	1.4	U	ug/L	1	1.4	5.0	7G24008	EPA 8260B	07/24/17 13:41	JAJ	
4-Methyl-2-pentanone [108-10-1]^	0.79	U	ug/L	1	0.79	5.0	7G24008	EPA 8260B	07/24/17 13:41	JAJ	
Acetone [67-64-1]^	10	U	ug/L	1	10	20	7G24008	EPA 8260B	07/24/17 13:41	JAJ	
Acrylonitrile [107-13-1]^	3.2	U	ug/L	1	3.2	10	7G24008	EPA 8260B	07/24/17 13:41	JAJ	
Benzene [71-43-2]^	**3.6**		ug/L	1	0.71	1.0	7G24008	EPA 8260B	07/24/17 13:41	JAJ	
Bromochloromethane [74-97-5]^	0.94	U	ug/L	1	0.94	1.0	7G24008	EPA 8260B	07/24/17 13:41	JAJ	
Bromodichloromethane [75-27-4]^	0.52	U	ug/L	1	0.52	1.0	7G24008	EPA 8260B	07/24/17 13:41	JAJ	
Bromoform [75-25-2]^	0.75	U	ug/L	1	0.75	1.0	7G24008	EPA 8260B	07/24/17 13:41	JAJ	
Bromomethane [74-83-9]^	0.95	U	ug/L	1	0.95	1.0	7G24008	EPA 8260B	07/24/17 13:41	JAJ	
Carbon disulfide [75-15-0]^	2.6	U	ug/L	1	2.6	5.0	7G24008	EPA 8260B	07/24/17 13:41	JAJ	
Carbon tetrachloride [56-23-5]^	0.94	U	ug/L	1	0.94	1.0	7G24008	EPA 8260B	07/24/17 13:41	JAJ	
Chlorobenzene [108-90-7]^	0.72	U	ug/L	1	0.72	1.0	7G24008	EPA 8260B	07/24/17 13:41	JAJ	
Chloroethane [75-00-3]^	0.98	U	ug/L	1	0.98	1.0	7G24008	EPA 8260B	07/24/17 13:41	JAJ	
Chloroform [67-66-3]^	0.80	U	ug/L	1	0.80	1.0	7G24008	EPA 8260B	07/24/17 13:41	JAJ	
Chloromethane [74-87-3]^	0.82	U	ug/L	1	0.82	1.0	7G24008	EPA 8260B	07/24/17 13:41	JAJ	
cis-1,2-Dichloroethene [156-59-2]^	**0.88**	I	ug/L	1	0.53	1.0	7G24008	EPA 8260B	07/24/17 13:41	JAJ	
cis-1,3-Dichloropropene [10061-01-5]^	0.59	U	ug/L	1	0.59	1.0	7G24008	EPA 8260B	07/24/17 13:41	JAJ	
Dibromochloromethane [124-48-1]^	0.44	U	ug/L	1	0.44	1.0	7G24008	EPA 8260B	07/24/17 13:41	JAJ	
Dibromomethane [74-95-3]^	0.84	U	ug/L	1	0.84	1.0	7G24008	EPA 8260B	07/24/17 13:41	JAJ	
Ethylbenzene [100-41-4]^	**1.9**		ug/L	1	0.69	1.0	7G24008	EPA 8260B	07/24/17 13:41	JAJ	
Iodomethane [74-88-4]^	0.72	U	ug/L	1	0.72	5.0	7G24008	EPA 8260B	07/24/17 13:41	JAJ	
m,p-Xylenes [108-38-3/106-42-3]^	1.3	U	ug/L	1	1.3	2.0	7G24008	EPA 8260B	07/24/17 13:41	JAJ	
Methylene chloride [75-09-2]^	2.0	U	ug/L	1	2.0	5.0	7G24008	EPA 8260B	07/24/17 13:41	JAJ	
o-Xylene [95-47-6]^	0.53	U	ug/L	1	0.53	1.0	7G24008	EPA 8260B	07/24/17 13:41	JAJ	
Styrene [100-42-5]^	0.61	U	ug/L	1	0.61	1.0	7G24008	EPA 8260B	07/24/17 13:41	JAJ	
Tetrachloroethene [127-18-4]^	0.76	U	ug/L	1	0.76	1.0	7G24008	EPA 8260B	07/24/17 13:41	JAJ	
Toluene [108-88-3]^	0.72	U	ug/L	1	0.72	1.0	7G24008	EPA 8260B	07/24/17 13:41	JAJ	
trans-1,2-Dichloroethene [156-60-5]^	0.73	U	ug/L	1	0.73	1.0	7G24008	EPA 8260B	07/24/17 13:41	JAJ	
trans-1,3-Dichloropropene [10061-02-6]^	0.73	U	ug/L	1	0.73	1.0	7G24008	EPA 8260B	07/24/17 13:41	JAJ	
trans-1,4-Dichloro-2-butene [110-57-6]^	0.79	U	ug/L	1	0.79	1.0	7G24008	EPA 8260B	07/24/17 13:41	JAJ	
Trichloroethene [79-01-6]^	0.89	U	ug/L	1	0.89	1.0	7G24008	EPA 8260B	07/24/17 13:41	JAJ	
Trichlorofluoromethane [75-69-4]^	0.94	U	ug/L	1	0.94	1.0	7G24008	EPA 8260B	07/24/17 13:41	JAJ	
Vinyl acetate [108-05-4]^	0.60	U	ug/L	1	0.60	5.0	7G24008	EPA 8260B	07/24/17 13:41	JAJ	
Vinyl chloride [75-01-4]^	0.71	U	ug/L	1	0.71	1.0	7G24008	EPA 8260B	07/24/17 13:41	JAJ	
Xylenes (Total) [1330-20-7]^	1.3	U	ug/L	1	1.3	2.0	7G24008	EPA 8260B	07/24/17 13:41	JAJ	

This report relates only to the sample as received by the laboratory, and may only be reproduced in full.

www.encolabs.com

ANALYTICAL RESULTS

Description:	MW-7	**Lab Sample ID:**	AA05298-05	**Received:**	07/21/17 12:10
Matrix:	Ground Water	**Sampled:**	07/20/17 14:37	**Work Order:**	AA05298
Project:	Citrus Co. LF	**Sampled By:**	Steve Messick		

Volatile Organic Compounds by GCMS

^ - ENCO Orlando certified analyte [NELAC E83182]

Surrogates	Results	DF	Spike Lvl	% Rec	% Rec Limits	Batch	Method	Analyzed	By	Notes
4-Bromofluorobenzene	*47*	*1*	*50.0*	*93 %*	*41-142*	*7G24008*	*EPA 8260B*	*07/24/17 13:41*	*JAJ*	
Dibromofluoromethane	*50*	*1*	*50.0*	*100 %*	*53-146*	*7G24008*	*EPA 8260B*	*07/24/17 13:41*	*JAJ*	
Toluene-d8	*48*	*1*	*50.0*	*95 %*	*41-146*	*7G24008*	*EPA 8260B*	*07/24/17 13:41*	*JAJ*	

Semivolatile Organic Compounds by GC

^ - ENCO Orlando certified analyte [NELAC E83182]

Analyte [CAS Number]	Results	Flag	Units	DF	MDL	PQL	Batch	Method	Analyzed	By	Notes
1,2-Dibromo-3-chloropropane [96-12-8]^	0.012	U	ug/L	1	0.012	0.020	7G27028	EPA 8011	07/27/17 20:57	JJB	
1,2-Dibromoethane [106-93-4]^	0.004	U	ug/L	1	0.004	0.020	7G27028	EPA 8011	07/27/17 20:57	JJB	

Surrogates	Results	DF	Spike Lvl	% Rec	% Rec Limits	Batch	Method	Analyzed	By	Notes
1,1,1,2-Tetrachloroethane	*0.23*	*1*	*0.250*	*94 %*	*70-130*	*7G27028*	*EPA 8011*	*07/27/17 20:57*	*JJB*	

Metals by EPA 6000/7000 Series Methods

^ - ENCO Orlando certified analyte [NELAC E83182]

Analyte [CAS Number]	Results	Flag	Units	DF	MDL	PQL	Batch	Method	Analyzed	By	Notes
Mercury [7439-97-6]^	0.0230	U	ug/L	1	0.0230	0.200	7G21005	EPA 7470A	07/27/17 08:30	JAY	

Metals (total recoverable) by EPA 6000/7000 Series Methods

^ - ENCO Orlando certified analyte [NELAC E83182]

Analyte [CAS Number]	Results	Flag	Units	DF	MDL	PQL	Batch	Method	Analyzed	By	Notes
Antimony [7440-36-0]^	2.50	U	ug/L	1	2.50	5.00	7G21024	EPA 6020A	08/07/17 10:12	JMA	
Arsenic [7440-38-2]^	6.10	U	ug/L	1	6.10	10.0	7G21024	EPA 6020A	08/04/17 11:22	JMA	
Barium [7440-39-3]^	20.0	U	ug/L	1	20.0	100	7G21024	EPA 6020A	08/07/17 10:12	JMA	
Beryllium [7440-41-7]^	0.940	U	ug/L	1	0.940	1.00	7G21024	EPA 6020A	08/07/17 10:12	JMA	
Cadmium [7440-43-9]^	0.900	U	ug/L	1	0.900	3.00	7G21024	EPA 6020A	08/07/17 10:12	JMA	
Chromium [7440-47-3]^	4.50	U	ug/L	1	4.50	10.0	7G21024	EPA 6020A	08/07/17 10:12	JMA	
Cobalt [7440-48-4]^	2.10	U	ug/L	1	2.10	10.0	7G21024	EPA 6020A	08/07/17 10:12	JMA	
Copper [7440-50-8]^	**5.54**	I	ug/L	1	2.20	10.0	7G21024	EPA 6020A	08/07/17 10:12	JMA	
Iron [7439-89-6]^	**1740**		ug/L	1	38.0	50.0	7G21024	EPA 6020A	08/04/17 11:22	JMA	
Lead [7439-92-1]^	1.60	U	ug/L	1	1.60	5.00	7G21024	EPA 6020A	08/07/17 10:12	JMA	
Nickel [7440-02-0]^	**5.91**	I	ug/L	1	3.20	10.0	7G21024	EPA 6020A	08/07/17 10:12	JMA	
Selenium [7782-49-2]^	6.50	U	ug/L	1	6.50	10.0	7G21024	EPA 6020A	08/04/17 11:22	JMA	
Silver [7440-22-4]^	0.290	U	ug/L	1	0.290	1.00	7G21024	EPA 6020A	08/07/17 10:12	JMA	
Sodium [7440-23-5]^	**8.98**		mg/L	1	0.320	1.00	7G21024	EPA 6020A	08/07/17 10:12	JMA	
Thallium [7440-28-0]^	0.580	U	ug/L	1	0.580	1.00	7G21024	EPA 6020A	08/07/17 10:12	JMA	
Vanadium [7440-62-2]^	2.00	U	ug/L	1	2.00	10.0	7G21024	EPA 6020A	08/07/17 10:12	JMA	
Zinc [7440-66-6]^	**69.3**		ug/L	1	16.0	50.0	7G21024	EPA 6020A	08/07/17 10:12	JMA	

This report relates only to the sample as received by the laboratory, and may only be reproduced in full.

www.encolabs.com

ANALYTICAL RESULTS

Description:	MW-7	**Lab Sample ID:**	AA05298-05	**Received:**	07/21/17 12:10
Matrix:	Ground Water	**Sampled:**	07/20/17 14:37	**Work Order:**	AA05298
Project:	Citrus Co. LF	**Sampled By:**	Steve Messick		

Classical Chemistry Parameters

^ - ENCO Orlando certified analyte [NELAC E83182]

Analyte [CAS Number]	Results	Flag	Units	DF	MDL	PQL	Batch	Method	Analyzed	By	Notes
Ammonia as N [7664-41-7]^	**0.032**		mg/L	1	0.0073	0.020	7G27009	EPA 350.1	07/28/17 09:27	CRG	
Chloride [16887-00-6]^	**5.2**		mg/L	1	0.29	5.0	7G21002	EPA 300.0	07/22/17 00:20	RSA	
Nitrate as N [14797-55-8]^	0.052	U	mg/L	1	0.052	1.0	7G21002	EPA 300.0	07/22/17 00:20	RSA	
Total Dissolved Solids^	**52**		mg/L	1	10	10	7G25042	SM 2540C-1997	07/26/17 20:50	AH	

Field Parameters

Analyte [CAS Number]	Results	Flag	Units	DF	MDL	PQL	Batch	Method	Analyzed	By	Notes
Depth to Water	**122.82**		Ft	1			7H08009	Field	07/20/17 14:37	CSP	
Dissolved Oxygen	**0.11**		mg/L	1	0	0	7H08009	Field	07/20/17 14:37	CSP	
Oxidation/Reduction Potential	**10.8**		mV	1	-999	-999	7H08009	Field	07/20/17 14:37	CSP	
pH	**5.09**		pH Units	1			7H08009	Field	07/20/17 14:37	CSP	
Specific Conductance (EC)	**96**		umhos/cm	1	0	0	7H08009	Field	07/20/17 14:37	CSP	
Temperature	**25.8**		°C	1	0	0	7H08009	Field	07/20/17 14:37	CSP	
Turbidity	**1.11**		NTU	1	0	0	7H08009	Field	07/20/17 14:37	CSP	

This report relates only to the sample as received by the laboratory, and may only be reproduced in full.

www.encolabs.com

ANALYTICAL RESULTS

Description: TRIP BLANK 3 | **Lab Sample ID:** AA05298-06 | **Received:** 07/21/17 12:10

Matrix: Water | **Sampled:** 07/20/17 00:00 | **Work Order:** AA05298

Project: Citrus Co. LF | **Sampled By:** Steve Messick

Volatile Organic Compounds by GCMS

^ - ENCO Orlando certified analyte [NELAC E83182]

Analyte [CAS Number]	Results	Flag	Units	DF	MDL	PQL	Batch	Method	Analyzed	By	Notes
1,1,1,2-Tetrachloroethane [630-20-6]^	0.61	U	ug/L	1	0.61	1.0	7G24008	EPA 8260B	07/24/17 14:11	JAJ	
1,1,1-Trichloroethane [71-55-6]^	0.80	U	ug/L	1	0.80	1.0	7G24008	EPA 8260B	07/24/17 14:11	JAJ	
1,1,2,2-Tetrachloroethane [79-34-5]^	0.54	U	ug/L	1	0.54	1.0	7G24008	EPA 8260B	07/24/17 14:11	JAJ	
1,1,2-Trichloroethane [79-00-5]^	0.76	U	ug/L	1	0.76	1.0	7G24008	EPA 8260B	07/24/17 14:11	JAJ	
1,1-Dichloroethane [75-34-3]^	0.62	U	ug/L	1	0.62	1.0	7G24008	EPA 8260B	07/24/17 14:11	JAJ	
1,1-Dichloroethene [75-35-4]^	0.94	U	ug/L	1	0.94	1.0	7G24008	EPA 8260B	07/24/17 14:11	JAJ	
1,2,3-Trichloropropane [96-18-4]^	0.64	U	ug/L	1	0.64	1.0	7G24008	EPA 8260B	07/24/17 14:11	JAJ	
1,2-Dichlorobenzene [95-50-1]^	0.73	U	ug/L	1	0.73	1.0	7G24008	EPA 8260B	07/24/17 14:11	JAJ	
1,2-Dichloroethane [107-06-2]^	0.63	U	ug/L	1	0.63	1.0	7G24008	EPA 8260B	07/24/17 14:11	JAJ	
1,2-Dichloropropane [78-87-5]^	0.80	U	ug/L	1	0.80	1.0	7G24008	EPA 8260B	07/24/17 14:11	JAJ	
1,4-Dichlorobenzene [106-46-7]^	0.76	U	ug/L	1	0.76	1.0	7G24008	EPA 8260B	07/24/17 14:11	JAJ	
2-Butanone [78-93-3]^	4.5	U	ug/L	1	4.5	5.0	7G24008	EPA 8260B	07/24/17 14:11	JAJ	
2-Hexanone [591-78-6]^	1.4	U	ug/L	1	1.4	5.0	7G24008	EPA 8260B	07/24/17 14:11	JAJ	
4-Methyl-2-pentanone [108-10-1]^	0.79	U	ug/L	1	0.79	5.0	7G24008	EPA 8260B	07/24/17 14:11	JAJ	
Acetone [67-64-1]^	**38**		ug/L	1	10	20	7G24008	EPA 8260B	07/24/17 14:11	JAJ	O-01
Acrylonitrile [107-13-1]^	3.2	U	ug/L	1	3.2	10	7G24008	EPA 8260B	07/24/17 14:11	JAJ	
Benzene [71-43-2]^	0.71	U	ug/L	1	0.71	1.0	7G24008	EPA 8260B	07/24/17 14:11	JAJ	
Bromochloromethane [74-97-5]^	0.94	U	ug/L	1	0.94	1.0	7G24008	EPA 8260B	07/24/17 14:11	JAJ	
Bromodichloromethane [75-27-4]^	0.52	U	ug/L	1	0.52	1.0	7G24008	EPA 8260B	07/24/17 14:11	JAJ	
Bromoform [75-25-2]^	0.75	U	ug/L	1	0.75	1.0	7G24008	EPA 8260B	07/24/17 14:11	JAJ	
Bromomethane [74-83-9]^	0.95	U	ug/L	1	0.95	1.0	7G24008	EPA 8260B	07/24/17 14:11	JAJ	
Carbon disulfide [75-15-0]^	2.6	U	ug/L	1	2.6	5.0	7G24008	EPA 8260B	07/24/17 14:11	JAJ	
Carbon tetrachloride [56-23-5]^	0.94	U	ug/L	1	0.94	1.0	7G24008	EPA 8260B	07/24/17 14:11	JAJ	
Chlorobenzene [108-90-7]^	0.72	U	ug/L	1	0.72	1.0	7G24008	EPA 8260B	07/24/17 14:11	JAJ	
Chloroethane [75-00-3]^	0.98	U	ug/L	1	0.98	1.0	7G24008	EPA 8260B	07/24/17 14:11	JAJ	
Chloroform [67-66-3]^	0.80	U	ug/L	1	0.80	1.0	7G24008	EPA 8260B	07/24/17 14:11	JAJ	
Chloromethane [74-87-3]^	0.82	U	ug/L	1	0.82	1.0	7G24008	EPA 8260B	07/24/17 14:11	JAJ	
cis-1,2-Dichloroethene [156-59-2]^	0.53	U	ug/L	1	0.53	1.0	7G24008	EPA 8260B	07/24/17 14:11	JAJ	
cis-1,3-Dichloropropene [10061-01-5]^	0.59	U	ug/L	1	0.59	1.0	7G24008	EPA 8260B	07/24/17 14:11	JAJ	
Dibromochloromethane [124-48-1]^	0.44	U	ug/L	1	0.44	1.0	7G24008	EPA 8260B	07/24/17 14:11	JAJ	
Dibromomethane [74-95-3]^	0.84	U	ug/L	1	0.84	1.0	7G24008	EPA 8260B	07/24/17 14:11	JAJ	
Ethylbenzene [100-41-4]^	0.69	U	ug/L	1	0.69	1.0	7G24008	EPA 8260B	07/24/17 14:11	JAJ	
Iodomethane [74-88-4]^	0.72	U	ug/L	1	0.72	5.0	7G24008	EPA 8260B	07/24/17 14:11	JAJ	
m,p-Xylenes [108-38-3/106-42-3]^	1.3	U	ug/L	1	1.3	2.0	7G24008	EPA 8260B	07/24/17 14:11	JAJ	
Methylene chloride [75-09-2]^	2.0	U	ug/L	1	2.0	5.0	7G24008	EPA 8260B	07/24/17 14:11	JAJ	
o-Xylene [95-47-6]^	0.53	U	ug/L	1	0.53	1.0	7G24008	EPA 8260B	07/24/17 14:11	JAJ	
Styrene [100-42-5]^	0.61	U	ug/L	1	0.61	1.0	7G24008	EPA 8260B	07/24/17 14:11	JAJ	
Tetrachloroethene [127-18-4]^	0.76	U	ug/L	1	0.76	1.0	7G24008	EPA 8260B	07/24/17 14:11	JAJ	
Toluene [108-88-3]^	0.72	U	ug/L	1	0.72	1.0	7G24008	EPA 8260B	07/24/17 14:11	JAJ	
trans-1,2-Dichloroethene [156-60-5]^	0.73	U	ug/L	1	0.73	1.0	7G24008	EPA 8260B	07/24/17 14:11	JAJ	
trans-1,3-Dichloropropene [10061-02-6]^	0.73	U	ug/L	1	0.73	1.0	7G24008	EPA 8260B	07/24/17 14:11	JAJ	
trans-1,4-Dichloro-2-butene [110-57-6]^	0.79	U	ug/L	1	0.79	1.0	7G24008	EPA 8260B	07/24/17 14:11	JAJ	
Trichloroethene [79-01-6]^	0.89	U	ug/L	1	0.89	1.0	7G24008	EPA 8260B	07/24/17 14:11	JAJ	
Trichlorofluoromethane [75-69-4]^	0.94	U	ug/L	1	0.94	1.0	7G24008	EPA 8260B	07/24/17 14:11	JAJ	
Vinyl acetate [108-05-4]^	0.60	U	ug/L	1	0.60	5.0	7G24008	EPA 8260B	07/24/17 14:11	JAJ	
Vinyl chloride [75-01-4]^	0.71	U	ug/L	1	0.71	1.0	7G24008	EPA 8260B	07/24/17 14:11	JAJ	
Xylenes (Total) [1330-20-7]^	1.3	U	ug/L	1	1.3	2.0	7G24008	EPA 8260B	07/24/17 14:11	JAJ	

This report relates only to the sample as received by the laboratory, and may only be reproduced in full.

www.encolabs.com

ANALYTICAL RESULTS

Description:	TRIP BLANK 3	**Lab Sample ID:**	AA05298-06	**Received:**	07/21/17 12:10
Matrix:	Water	**Sampled:**	07/20/17 00:00	**Work Order:**	AA05298
Project:	Citrus Co. LF	**Sampled By:**	Steve Messick		

Volatile Organic Compounds by GCMS

^ - ENCO Orlando certified analyte [NELAC E83182]

Surrogates	Results	DF	Spike Lvl	% Rec	% Rec Limits	Batch	Method	Analyzed	By	Notes
4-Bromofluorobenzene	*47*	*1*	*50.0*	*94 %*	*41-142*	*7G24008*	*EPA 8260B*	*07/24/17 14:11*	*JAJ*	
Dibromofluoromethane	*49*	*1*	*50.0*	*98 %*	*53-146*	*7G24008*	*EPA 8260B*	*07/24/17 14:11*	*JAJ*	
Toluene-d8	*50*	*1*	*50.0*	*99 %*	*41-146*	*7G24008*	*EPA 8260B*	*07/24/17 14:11*	*JAJ*	

This report relates only to the sample as received by the laboratory, and may only be reproduced in full.

QUALITY CONTROL DATA

Volatile Organic Compounds by GCMS - Quality Control

Batch 7G24008 - EPA 5030B_MS

Blank (7G24008-BLK1) Prepared: 07/24/2017 00:00 Analyzed: 07/24/2017 11:07

Analyte	Result	Flag	PQL	Units	Spike Level	Source Result	%REC	%REC Limits	RPD	RPD Limit	Notes
1,1,1,2-Tetrachloroethane	0.61	U	1.0	ug/L							
1,1,1-Trichloroethane	0.80	U	1.0	ug/L							
1,1,2,2-Tetrachloroethane	0.54	U	1.0	ug/L							
1,1,2-Trichloroethane	0.76	U	1.0	ug/L							
1,1-Dichloroethane	0.62	U	1.0	ug/L							
1,1-Dichloroethene	0.94	U	1.0	ug/L							
1,2,3-Trichloropropane	0.64	U	1.0	ug/L							
1,2-Dichlorobenzene	0.73	U	1.0	ug/L							
1,2-Dichloroethane	0.63	U	1.0	ug/L							
1,2-Dichloropropane	0.80	U	1.0	ug/L							
1,4-Dichlorobenzene	0.76	U	1.0	ug/L							
2-Butanone	4.5	U	5.0	ug/L							
2-Hexanone	1.4	U	5.0	ug/L							
4-Methyl-2-pentanone	0.79	U	5.0	ug/L							
Acetone	10	U	20	ug/L							
Acrylonitrile	3.2	U	10	ug/L							
Benzene	0.71	U	1.0	ug/L							
Bromochloromethane	0.94	U	1.0	ug/L							
Bromodichloromethane	0.52	U	1.0	ug/L							
Bromoform	0.75	U	1.0	ug/L							
Bromomethane	0.95	U	1.0	ug/L							
Carbon disulfide	2.6	U	5.0	ug/L							
Carbon tetrachloride	0.94	U	1.0	ug/L							
Chlorobenzene	0.72	U	1.0	ug/L							
Chloroethane	0.98	U	1.0	ug/L							
Chloroform	0.80	U	1.0	ug/L							
Chloromethane	0.82	U	1.0	ug/L							
cis-1,2-Dichloroethene	0.53	U	1.0	ug/L							
cis-1,3-Dichloropropene	0.59	U	1.0	ug/L							
Dibromochloromethane	0.44	U	1.0	ug/L							
Dibromomethane	0.84	U	1.0	ug/L							
Ethylbenzene	0.69	U	1.0	ug/L							
Iodomethane	0.72	U	5.0	ug/L							
m,p-Xylenes	1.3	U	2.0	ug/L							
Methylene chloride	2.0	U	5.0	ug/L							
o-Xylene	0.53	U	1.0	ug/L							
Styrene	0.61	U	1.0	ug/L							
Tetrachloroethene	0.76	U	1.0	ug/L							
Toluene	0.72	U	1.0	ug/L							
trans-1,2-Dichloroethene	0.73	U	1.0	ug/L							
trans-1,3-Dichloropropene	0.73	U	1.0	ug/L							
trans-1,4-Dichloro-2-butene	0.79	U	1.0	ug/L							
Trichloroethene	0.89	U	1.0	ug/L							
Trichlorofluoromethane	0.94	U	1.0	ug/L							
Vinyl acetate	0.60	U	5.0	ug/L							
Vinyl chloride	0.71	U	1.0	ug/L							
Xylenes (Total)	1.3	U	2.0	ug/L							
4-Bromofluorobenzene	*48*			*ug/L*	*50.0*		*96*	*41-142*			
Dibromofluoromethane	*52*			*ug/L*	*50.0*		*105*	*53-146*			

This report relates only to the sample as received by the laboratory, and may only be reproduced in full.

QUALITY CONTROL DATA

Volatile Organic Compounds by GCMS - Quality Control

Batch 7G24008 - EPA 5030B_MS - Continued

Blank (7G24008-BLK1) Continued Prepared: 07/24/2017 00:00 Analyzed: 07/24/2017 11:07

Analyte	Result	Flag	PQL	Units	Spike Level	Source Result	%REC	%REC Limits	RPD	RPD Limit	Notes
Toluene-d8	*49*			*ug/L*	*50.0*		*97*	*41-146*			

LCS (7G24008-BS1) Prepared: 07/24/2017 00:00 Analyzed: 07/24/2017 10:07

Analyte	Result	Flag	PQL	Units	Spike Level	Source Result	%REC	%REC Limits	RPD	RPD Limit	Notes
1,1-Dichloroethene	19		1.0	ug/L	20.0		96	47-139			
Benzene	22		1.0	ug/L	20.0		111	56-136			
Chlorobenzene	20		1.0	ug/L	20.0		99	51-139			
Toluene	20		1.0	ug/L	20.0		101	64-131			
Trichloroethene	19		1.0	ug/L	20.0		95	62-135			
4-Bromofluorobenzene	*51*			*ug/L*	*50.0*		*103*	*41-142*			
Dibromofluoromethane	*50*			*ug/L*	*50.0*		*100*	*53-146*			
Toluene-d8	*51*			*ug/L*	*50.0*		*101*	*41-146*			

Matrix Spike (7G24008-MS1) Prepared: 07/24/2017 00:00 Analyzed: 07/24/2017 14:41

Source: AA05298-02

Analyte	Result	Flag	PQL	Units	Spike Level	Source Result	%REC	%REC Limits	RPD	RPD Limit	Notes
1,1-Dichloroethene	20		1.0	ug/L	20.0	0.94 U	102	47-139			
Benzene	22		1.0	ug/L	20.0	0.71 U	110	56-136			
Chlorobenzene	20		1.0	ug/L	20.0	0.72 U	101	51-139			
Toluene	20		1.0	ug/L	20.0	0.72 U	102	64-131			
Trichloroethene	20		1.0	ug/L	20.0	0.89 U	98	62-135			
4-Bromofluorobenzene	*49*			*ug/L*	*50.0*		*98*	*41-142*			
Dibromofluoromethane	*49*			*ug/L*	*50.0*		*99*	*53-146*			
Toluene-d8	*51*			*ug/L*	*50.0*		*103*	*41-146*			

Matrix Spike Dup (7G24008-MSD1) Prepared: 07/24/2017 00:00 Analyzed: 07/24/2017 15:11

Source: AA05298-02

Analyte	Result	Flag	PQL	Units	Spike Level	Source Result	%REC	%REC Limits	RPD	RPD Limit	Notes
1,1-Dichloroethene	19		1.0	ug/L	20.0	0.94 U	93	47-139	9	16	
Benzene	23		1.0	ug/L	20.0	0.71 U	117	56-136	6	14	
Chlorobenzene	20		1.0	ug/L	20.0	0.72 U	99	51-139	1	13	
Toluene	22		1.0	ug/L	20.0	0.72 U	108	64-131	6	16	
Trichloroethene	20		1.0	ug/L	20.0	0.89 U	102	62-135	4	20	
4-Bromofluorobenzene	*52*			*ug/L*	*50.0*		*103*	*41-142*			
Dibromofluoromethane	*50*			*ug/L*	*50.0*		*100*	*53-146*			
Toluene-d8	*50*			*ug/L*	*50.0*		*101*	*41-146*			

Semivolatile Organic Compounds by GC - Quality Control

Batch 7G27028 - EPA 504/8011

Blank (7G27028-BLK1) Prepared: 07/27/2017 13:53 Analyzed: 07/27/2017 18:00

Analyte	Result	Flag	PQL	Units	Spike Level	Source Result	%REC	%REC Limits	RPD	RPD Limit	Notes
1,2-Dibromo-3-chloropropane	0.012	U	0.020	ug/L							
1,2-Dibromoethane	0.004	U	0.020	ug/L							

This report relates only to the sample as received by the laboratory, and may only be reproduced in full.

QUALITY CONTROL DATA

Semivolatile Organic Compounds by GC - Quality Control

Batch 7G27028 - EPA 504/8011 - Continued

Blank (7G27028-BLK1) Continued Prepared: 07/27/2017 13:53 Analyzed: 07/27/2017 18:00

Analyte	Result	Flag	PQL	Units	Spike Level	Source Result	%REC	%REC Limits	RPD	RPD Limit	Notes
1,1,1,2-Tetrachloroethane	*0.27*			*ug/L*	*0.250*		*110*	*70-130*			

LCS (7G27028-BS1) Prepared: 07/27/2017 13:53 Analyzed: 07/27/2017 18:16

Analyte	Result	Flag	PQL	Units	Spike Level	Source Result	%REC	%REC Limits	RPD	RPD Limit	Notes
1,2-Dibromo-3-chloropropane	0.21		0.020	ug/L	0.250		83	61-139			
1,2-Dibromoethane	0.26		0.020	ug/L	0.250		102	65-133			
1,1,1,2-Tetrachloroethane	*0.23*			*ug/L*	*0.250*		*91*	*70-130*			

Matrix Spike (7G27028-MS1) Prepared: 07/27/2017 13:53 Analyzed: 07/27/2017 18:32

Source: AA05301-01

Analyte	Result	Flag	PQL	Units	Spike Level	Source Result	%REC	%REC Limits	RPD	RPD Limit	Notes
1,2-Dibromo-3-chloropropane	0.21		0.020	ug/L	0.250	0.012 U	84	61-139			
1,2-Dibromoethane	0.25		0.020	ug/L	0.250	0.004 U	100	65-133			
1,1,1,2-Tetrachloroethane	*0.24*			*ug/L*	*0.250*		*94*	*70-130*			

Matrix Spike Dup (7G27028-MSD1) Prepared: 07/27/2017 13:53 Analyzed: 07/27/2017 18:48

Source: AA05301-01

Analyte	Result	Flag	PQL	Units	Spike Level	Source Result	%REC	%REC Limits	RPD	RPD Limit	Notes
1,2-Dibromo-3-chloropropane	0.22		0.020	ug/L	0.250	0.012 U	86	61-139	2	12	
1,2-Dibromoethane	0.26		0.020	ug/L	0.250	0.004 U	102	65-133	2	17	
1,1,1,2-Tetrachloroethane	*0.24*			*ug/L*	*0.250*		*94*	*70-130*			

Metals by EPA 6000/7000 Series Methods - Quality Control

Batch 7G21005 - EPA 7470A

Blank (7G21005-BLK1) Prepared: 07/26/2017 10:28 Analyzed: 07/27/2017 07:09

Analyte	Result	Flag	PQL	Units	Spike Level	Source Result	%REC	%REC Limits	RPD	RPD Limit	Notes
Mercury	0.0230	U	0.200	ug/L							

Blank (7G21005-BLK2) Prepared: 07/26/2017 10:28 Analyzed: 07/27/2017 07:12

Analyte	Result	Flag	PQL	Units	Spike Level	Source Result	%REC	%REC Limits	RPD	RPD Limit	Notes
Mercury	0.230	U	2.00	ug/L							

LCS (7G21005-BS1) Prepared: 07/26/2017 10:28 Analyzed: 07/27/2017 07:15

Analyte	Result	Flag	PQL	Units	Spike Level	Source Result	%REC	%REC Limits	RPD	RPD Limit	Notes
Mercury	5.08		0.200	ug/L	5.00		102	80-120			

Matrix Spike (7G21005-MS1) Prepared: 07/26/2017 10:28 Analyzed: 07/27/2017 07:25

Source: AA05298-01

Analyte	Result	Flag	PQL	Units	Spike Level	Source Result	%REC	%REC Limits	RPD	RPD Limit	Notes
Mercury	5.42		0.200	ug/L	5.00	0.0230 U	108	75-125			

This report relates only to the sample as received by the laboratory, and may only be reproduced in full.

QUALITY CONTROL DATA

Metals by EPA 6000/7000 Series Methods - Quality Control

Batch 7G21005 - EPA 7470A - Continued

Matrix Spike Dup (7G21005-MSD1) Prepared: 07/26/2017 10:28 Analyzed: 07/27/2017 07:28

Source: AA05298-01

Analyte	Result	Flag	PQL	Units	Spike Level	Source Result	%REC	%REC Limits	RPD	RPD Limit	Notes
Mercury	5.37		0.200	ug/L	5.00	0.0230 U	107	75-125	0.9	20	

Post Spike (7G21005-PS1) Prepared: 07/27/2017 06:00 Analyzed: 07/27/2017 07:31

Source: AA05298-01

Analyte	Result	Flag	PQL	Units	Spike Level	Source Result	%REC	%REC Limits	RPD	RPD Limit	Notes
Mercury	5.30		0.200	ug/L	5.61	0.0135	94	80-120			

Metals (total recoverable) by EPA 6000/7000 Series Methods - Quality Control

Batch 7G21024 - EPA 3005A

Blank (7G21024-BLK1) Prepared: 07/25/2017 11:19 Analyzed: 08/04/2017 10:31

Analyte	Result	Flag	PQL	Units	Spike Level	Source Result	%REC	%REC Limits	RPD	RPD Limit	Notes
Arsenic	6.10	U	10.0	ug/L							
Iron	38.0	U	50.0	ug/L							
Selenium	6.50	U	10.0	ug/L							

Blank (7G21024-BLK2) Prepared: 07/25/2017 11:19 Analyzed: 08/04/2017 10:33

Analyte	Result	Flag	PQL	Units	Spike Level	Source Result	%REC	%REC Limits	RPD	RPD Limit	Notes
Arsenic	0.610	U	1.00	ug/L							
Iron	3.80	U	5.00	ug/L							
Selenium	0.650	U	1.00	ug/L							

Blank (7G21024-BLK3) Prepared: 07/25/2017 11:19 Analyzed: 08/07/2017 09:35

Analyte	Result	Flag	PQL	Units	Spike Level	Source Result	%REC	%REC Limits	RPD	RPD Limit	Notes
Antimony	2.50	U	5.00	ug/L							
Barium	20.0	U	100	ug/L							
Beryllium	0.940	U	1.00	ug/L							
Cadmium	0.900	U	3.00	ug/L							
Chromium	4.50	U	10.0	ug/L							
Cobalt	2.10	U	10.0	ug/L							
Copper	2.20	U	10.0	ug/L							
Lead	1.60	U	5.00	ug/L							
Nickel	3.20	U	10.0	ug/L							
Silver	0.290	U	1.00	ug/L							
Sodium	0.320	U	1.00	mg/L							
Thallium	0.580	U	1.00	ug/L							
Vanadium	2.00	U	10.0	ug/L							
Zinc	16.0	U	50.0	ug/L							

Blank (7G21024-BLK4) Prepared: 07/25/2017 11:19 Analyzed: 08/07/2017 09:37

Analyte	Result	Flag	PQL	Units	Spike Level	Source Result	%REC	%REC Limits	RPD	RPD Limit	Notes
Antimony	0.250	U	0.500	ug/L							
Barium	2.00	U	10.0	ug/L							

This report relates only to the sample as received by the laboratory, and may only be reproduced in full.

QUALITY CONTROL DATA

Metals (total recoverable) by EPA 6000/7000 Series Methods - Quality Control

Batch 7G21024 - EPA 3005A - Continued

Blank (7G21024-BLK4) Continued Prepared: 07/25/2017 11:19 Analyzed: 08/07/2017 09:37

Analyte	Result	Flag	PQL	Units	Spike Level	Source Result	%REC	%REC Limits	RPD	RPD Limit	Notes
Beryllium	0.0940	U	0.100	ug/L							
Cadmium	0.0900	U	0.300	ug/L							
Chromium	0.450	U	1.00	ug/L							
Cobalt	0.210	U	1.00	ug/L							
Copper	0.220	U	1.00	ug/L							
Lead	0.160	U	0.500	ug/L							
Nickel	0.320	U	1.00	ug/L							
Silver	0.0290	U	0.100	ug/L							
Sodium	0.0320	U	0.100	mg/L							
Thallium	0.0580	U	0.100	ug/L							
Vanadium	0.200	U	1.00	ug/L							
Zinc	1.60	U	5.00	ug/L							

LCS (7G21024-BS1) Prepared: 07/25/2017 11:19 Analyzed: 08/04/2017 10:34

Analyte	Result	Flag	PQL	Units	Spike Level	Source Result	%REC	%REC Limits	RPD	RPD Limit	Notes
Arsenic	528		10.0	ug/L	500		106	80-120			
Iron	1060		50.0	ug/L	1000		106	80-120			
Selenium	470		10.0	ug/L	500		94	80-120			

LCS (7G21024-BS2) Prepared: 07/25/2017 11:19 Analyzed: 08/07/2017 09:39

Analyte	Result	Flag	PQL	Units	Spike Level	Source Result	%REC	%REC Limits	RPD	RPD Limit	Notes
Antimony	48.2		5.00	ug/L	50.0		96	80-120			
Barium	490		100	ug/L	500		98	80-120			
Beryllium	46.3		1.00	ug/L	50.0		93	80-120			
Cadmium	48.3		3.00	ug/L	50.0		97	80-120			
Chromium	502		10.0	ug/L	500		100	80-120			
Cobalt	491		10.0	ug/L	500		98	80-120			
Copper	494		10.0	ug/L	500		99	80-120			
Lead	487		5.00	ug/L	500		97	80-120			
Nickel	492		10.0	ug/L	500		98	80-120			
Silver	49.1		1.00	ug/L	50.0		98	80-120			
Sodium	26.0		1.00	mg/L	25.0		104	80-120			
Thallium	48.9		1.00	ug/L	50.0		98	80-120			
Vanadium	505		10.0	ug/L	500		101	80-120			
Zinc	470		50.0	ug/L	500		94	80-120			

Matrix Spike (7G21024-MS1) Prepared: 07/25/2017 11:19 Analyzed: 08/04/2017 10:37

Source: AA05298-01

Analyte	Result	Flag	PQL	Units	Spike Level	Source Result	%REC	%REC Limits	RPD	RPD Limit	Notes
Arsenic	518		10.0	ug/L	500	6.10 U	104	75-125			
Iron	1080		50.0	ug/L	1000	38.0 U	108	75-125			
Selenium	480		10.0	ug/L	500	6.50 U	96	75-125			

Matrix Spike (7G21024-MS2) Prepared: 07/25/2017 11:19 Analyzed: 08/07/2017 09:46

Source: AA05298-01

Analyte	Result	Flag	PQL	Units	Spike Level	Source Result	%REC	%REC Limits	RPD	RPD Limit	Notes

This report relates only to the sample as received by the laboratory, and may only be reproduced in full.

QUALITY CONTROL DATA

Metals (total recoverable) by EPA 6000/7000 Series Methods - Quality Control

Batch 7G21024 - EPA 3005A - Continued

Matrix Spike (7G21024-MS2) Continued Prepared: 07/25/2017 11:19 Analyzed: 08/07/2017 09:46

Source: AA05298-01

Analyte	Result	Flag	PQL	Units	Spike Level	Source Result	%REC	%REC Limits	RPD	RPD Limit	Notes
Antimony	48.2		5.00	ug/L	50.0	2.50 U	96	75-125			
Barium	510		100	ug/L	500	20.0 U	102	75-125			
Beryllium	48.9		1.00	ug/L	50.0	0.940 U	98	75-125			
Cadmium	47.6		3.00	ug/L	50.0	0.900 U	95	75-125			
Chromium	496		10.0	ug/L	500	4.50 U	99	75-125			
Cobalt	500		10.0	ug/L	500	2.10 U	100	75-125			
Copper	484		10.0	ug/L	500	2.20 U	97	75-125			
Lead	483		5.00	ug/L	500	1.60 U	97	75-125			
Nickel	488		10.0	ug/L	500	3.20 U	98	75-125			
Silver	48.4		1.00	ug/L	50.0	0.290 U	97	75-125			
Sodium	29.8		1.00	mg/L	25.0	3.96	104	75-125			
Thallium	49.7		1.00	ug/L	50.0	0.670	98	75-125			
Vanadium	506		10.0	ug/L	500	2.00 U	101	75-125			
Zinc	463		50.0	ug/L	500	16.0 U	93	75-125			

Matrix Spike Dup (7G21024-MSD1) Prepared: 07/25/2017 11:19 Analyzed: 08/04/2017 10:39

Source: AA05298-01

Analyte	Result	Flag	PQL	Units	Spike Level	Source Result	%REC	%REC Limits	RPD	RPD Limit	Notes
Arsenic	507		10.0	ug/L	500	6.10 U	101	75-125	2	20	
Iron	1050		50.0	ug/L	1000	38.0 U	105	75-125	2	20	
Selenium	483		10.0	ug/L	500	6.50 U	97	75-125	0.7	20	

Matrix Spike Dup (7G21024-MSD2) Prepared: 07/25/2017 11:19 Analyzed: 08/07/2017 09:48

Source: AA05298-01

Analyte	Result	Flag	PQL	Units	Spike Level	Source Result	%REC	%REC Limits	RPD	RPD Limit	Notes
Antimony	48.4		5.00	ug/L	50.0	2.50 U	97	75-125	0.4	20	
Barium	517		100	ug/L	500	20.0 U	103	75-125	1	20	
Beryllium	49.0		1.00	ug/L	50.0	0.940 U	98	75-125	0.3	20	
Cadmium	48.1		3.00	ug/L	50.0	0.900 U	96	75-125	1	20	
Chromium	503		10.0	ug/L	500	4.50 U	101	75-125	1	20	
Cobalt	489		10.0	ug/L	500	2.10 U	98	75-125	2	20	
Copper	494		10.0	ug/L	500	2.20 U	99	75-125	2	20	
Lead	476		5.00	ug/L	500	1.60 U	95	75-125	2	20	
Nickel	492		10.0	ug/L	500	3.20 U	98	75-125	0.8	20	
Silver	49.8		1.00	ug/L	50.0	0.290 U	100	75-125	3	20	
Sodium	29.1		1.00	mg/L	25.0	3.96	101	75-125	2	20	
Thallium	48.8		1.00	ug/L	50.0	0.670	96	75-125	2	20	
Vanadium	503		10.0	ug/L	500	2.00 U	101	75-125	0.7	20	
Zinc	470		50.0	ug/L	500	16.0 U	94	75-125	1	20	

Post Spike (7G21024-PS1) Prepared: 08/04/2017 10:30 Analyzed: 08/04/2017 10:42

Source: AA05298-01

Analyte	Result	Flag	PQL	Units	Spike Level	Source Result	%REC	%REC Limits	RPD	RPD Limit	Notes
Arsenic	52.1		1.00	ug/L	49.5	-0.351	105	80-120			
Iron	105		5.00	ug/L	99.0	0.528	105	80-120			
Selenium	47.9		1.00	ug/L	49.5	-0.311	97	80-120			

This report relates only to the sample as received by the laboratory, and may only be reproduced in full.

QUALITY CONTROL DATA

Metals (total recoverable) by EPA 6000/7000 Series Methods - Quality Control

Batch 7G21024 - EPA 3005A - Continued

Post Spike (7G21024-PS2) Prepared: 08/07/2017 08:00 Analyzed: 08/07/2017 09:51

Source: AA05298-01

Analyte	Result	Flag	PQL	Units	Spike Level	Source Result	%REC	%REC Limits	RPD	RPD Limit	Notes
Antimony	4.73		0.500	ug/L	4.90	0.0147	96	80-120			
Barium	51.0		10.0	ug/L	49.0	1.64	101	80-120			
Beryllium	4.76		0.100	ug/L	4.90	-0.00902	97	80-120			
Cadmium	4.76		0.300	ug/L	4.90	-0.000392	97	80-120			
Chromium	49.6		1.00	ug/L	49.0	-0.0360	101	80-120			
Cobalt	48.7		1.00	ug/L	49.0	-0.0645	99	80-120			
Copper	49.0		1.00	ug/L	49.0	-0.0147	100	80-120			
Lead	47.2		0.500	ug/L	49.0	0.0234	96	80-120			
Nickel	48.7		1.00	ug/L	49.0	0.103	99	80-120			
Silver	4.87		0.100	ug/L	4.90	-0.00588	99	80-120			
Sodium	2920		100	ug/L	2450	389	103	80-120			
Thallium	4.86		0.100	ug/L	4.90	0.0657	98	80-120			
Vanadium	50.8		1.00	ug/L	49.0	-0.0327	104	80-120			
Zinc	46.8		5.00	ug/L	49.0	0.121	95	80-120			

Batch AA44817 - 7H02023

Serial Dilution (AA44817-SRD5) Prepared: 07/26/2017 12:47 Analyzed: 08/04/2017 12:06

Source: AA04945-01

Analyte	Result	Flag	PQL	Units	Spike Level	Source Result	%REC	%REC Limits	RPD	RPD Limit	Notes
Iron	12500		500	ug/L		12700			2		

Classical Chemistry Parameters - Quality Control

Batch 7G21002 - NO PREP

Blank (7G21002-BLK1) Prepared: 07/21/2017 12:13 Analyzed: 07/21/2017 22:31

Analyte	Result	Flag	PQL	Units	Spike Level	Source Result	%REC	%REC Limits	RPD	RPD Limit	Notes
Chloride	0.29	U	5.0	mg/L							
Nitrate as N	0.052	U	1.0	mg/L							

LCS (7G21002-BS1) Prepared: 07/21/2017 12:13 Analyzed: 07/21/2017 22:46

Analyte	Result	Flag	PQL	Units	Spike Level	Source Result	%REC	%REC Limits	RPD	RPD Limit	Notes
Chloride	50		5.0	mg/L	50.0		100	90-110			
Nitrate as N	26		1.0	mg/L	25.0		102	90-110			

Matrix Spike (7G21002-MS1) Prepared: 07/21/2017 12:13 Analyzed: 07/21/2017 23:02

Source: AA05298-04

Analyte	Result	Flag	PQL	Units	Spike Level	Source Result	%REC	%REC Limits	RPD	RPD Limit	Notes
Chloride	65		5.0	mg/L	50.0	12	105	90-110			
Nitrate as N	37		1.0	mg/L	25.0	11	107	90-110			

Matrix Spike (7G21002-MS2) Prepared: 07/21/2017 12:13 Analyzed: 07/22/2017 00:35

Source: AA05298-05

Analyte	Result	Flag	PQL	Units	Spike Level	Source Result	%REC	%REC Limits	RPD	RPD Limit	Notes
Chloride	56		5.0	mg/L	50.0	5.2	102	90-110			
Nitrate as N	25		1.0	mg/L	25.0	0.052 U	99	90-110			

This report relates only to the sample as received by the laboratory, and may only be reproduced in full.

QUALITY CONTROL DATA

Classical Chemistry Parameters - Quality Control

Batch 7G21002 - NO PREP - Continued

Matrix Spike Dup (7G21002-MSD1) Prepared: 07/21/2017 12:13 Analyzed: 07/21/2017 23:17

Source: AA05298-04

Analyte	Result	Flag	PQL	Units	Spike Level	Source Result	%REC	%REC Limits	RPD	RPD Limit	Notes
Chloride	65		5.0	mg/L	50.0	12	105	90-110	0.07	10	
Nitrate as N	37		1.0	mg/L	25.0	11	106	90-110	0.2	10	

Matrix Spike Dup (7G21002-MSD2) Prepared: 07/21/2017 12:13 Analyzed: 07/22/2017 00:51

Source: AA05298-05

Analyte	Result	Flag	PQL	Units	Spike Level	Source Result	%REC	%REC Limits	RPD	RPD Limit	Notes
Chloride	56		5.0	mg/L	50.0	5.2	102	90-110	0.5	10	
Nitrate as N	25		1.0	mg/L	25.0	0.052 U	99	90-110	0.3	10	

Batch 7G25042 - NO PREP

Blank (7G25042-BLK1) Prepared: 07/25/2017 18:48 Analyzed: 07/26/2017 20:50

Analyte	Result	Flag	PQL	Units	Spike Level	Source Result	%REC	%REC Limits	RPD	RPD Limit	Notes
Total Dissolved Solids	10	U	10	mg/L							

LCS (7G25042-BS1) Prepared: 07/25/2017 18:48 Analyzed: 07/26/2017 20:50

Analyte	Result	Flag	PQL	Units	Spike Level	Source Result	%REC	%REC Limits	RPD	RPD Limit	Notes
Total Dissolved Solids	980		10	mg/L	1000		98	90-110			

Duplicate (7G25042-DUP1) Prepared: 07/25/2017 18:48 Analyzed: 07/26/2017 20:50

Source: AA04944-01

Analyte	Result	Flag	PQL	Units	Spike Level	Source Result	%REC	%REC Limits	RPD	RPD Limit	Notes
Total Dissolved Solids	2400		10	mg/L		2300			2	20	

Batch 7G27009 - NO PREP

Blank (7G27009-BLK1) Prepared: 07/27/2017 07:56 Analyzed: 07/28/2017 08:57

Analyte	Result	Flag	PQL	Units	Spike Level	Source Result	%REC	%REC Limits	RPD	RPD Limit	Notes
Ammonia as N	0.0073	U	0.020	mg/L							

LCS (7G27009-BS1) Prepared: 07/27/2017 07:56 Analyzed: 07/28/2017 08:59

Analyte	Result	Flag	PQL	Units	Spike Level	Source Result	%REC	%REC Limits	RPD	RPD Limit	Notes
Ammonia as N	1.0		0.020	mg/L	1.00		100	90-110			

Matrix Spike (7G27009-MS1) Prepared: 07/27/2017 07:56 Analyzed: 07/28/2017 09:01

Source: AA04860-01

Analyte	Result	Flag	PQL	Units	Spike Level	Source Result	%REC	%REC Limits	RPD	RPD Limit	Notes
Ammonia as N	1.0		0.020	mg/L	1.00	0.0093	104	90-110			

Matrix Spike (7G27009-MS2) Prepared: 07/27/2017 07:56 Analyzed: 07/28/2017 09:05

Source: AA04860-02

Analyte	Result	Flag	PQL	Units	Spike Level	Source Result	%REC	%REC Limits	RPD	RPD Limit	Notes
Ammonia as N	1.1		0.020	mg/L	1.00	0.0073 U	107	90-110			

This report relates only to the sample as received by the laboratory, and may only be reproduced in full.

QUALITY CONTROL DATA

Classical Chemistry Parameters - Quality Control

Batch 7G27009 - NO PREP - Continued

Matrix Spike Dup (7G27009-MSD1) Prepared: 07/27/2017 07:56 Analyzed: 07/28/2017 09:02

Source: AA04860-01

Analyte	Result	Flag	PQL	Units	Spike Level	Source Result	%REC	%REC Limits	RPD	RPD Limit	Notes
Ammonia as N	1.1		0.020	mg/L	1.00	0.0093	105	90-110	0.9	10	

This report relates only to the sample as received by the laboratory, and may only be reproduced in full.

FLAGS/NOTES AND DEFINITIONS

PQL	PQL: Practical Quantitation Limit.
B	Results are based upon membrane filter colony counts that are outside the method indicated ideal range.
I	The reported value is between the laboratory method detection limit (MDL) and the practical quantitation limit (PQL).
J	Estimated value.
K	Off-scale low; Actual value is known to be less than the value given.
L	Off-scale high; Actual value is known to be greater than value given.
M	Presence of analyte is verified but not quantified; the actual value is less than the MRL but greater than the MDL.
N	Presumptive evidence of presence of material.
O	Sampled, but analysis lost or not performed.
Q	Sample exceeded the accepted holding time.
T	Value reported is less than the laboratory method detection limit. The value is reported for informational purposes only and shall not be used in statistical analysis.
U	Indicates that the compound was analyzed for but not detected.
V	Indicates that the analyte was detected in both the sample and the associated method blank.
Y	The laboratory analysis was from an improperly preserved sample. The data may not be accurate.
Z	Too many colonies were present (TNTC); the numeric value represents the filtration volume.
?	Data are rejected and should not be used. Some or all of the quality control data for the analyte were outside criteria, and the presence or absence of the analyte cannot be determined from the data.
*****	Not reported due to interference.
O-01	This compound is a common laboratory contaminant.
QM-11	Precision between duplicate matrix spikes of the same sample was outside acceptance limits.
QM-19	The spike recovery was outside acceptance limits for the MS and/or MSD.

This report relates only to the sample as received by the laboratory, and may only be reproduced in full.

ENVIRONMENTAL CONSERVATION LABORATORIES CHAIN-OF-CUSTODY RECORD

10775 Central Port Dr.
Orlando, FL 32824
(407) 826-5314 Fax (407) 850-6945

4810 Executive Park Court, Suite 111
Jacksonville, FL 32216-6069
(904) 296-3007 Fax (904) 296-6210

102-A Woodwinds Industrial Ct.
Cary, NC 27511
(919) 467-3090 Fax (919) 467-3515

www.encolabs.com

Client Name: Jones Edmunds & Associates, Inc. (JO006)	Project Number: 03860-056-01
Address: 730 N.E.Waldo Road Bldg.A	Project Name/Desc: Citrus Co. LF
City/ST/Zip: Gainesville, FL 32641	PO # / Billing Info:
Tel: (352) 377-5821 Fax: (352) 377-3166	Reporting Contact: Elizabeth Kennelley
Sampler(s) Name, Affiliation (Print): Steve Messick, Jones Edmunds & Assoc. Inc.	Billing Contact: Accounts Payable
Sampler(s) Signature: Steve Messick	Site Location / Time Zone: Lecanto, FL. / EST

Requested Turnaround Times

Note : Rush requests subject to acceptance by the facility

✓ Standard

___ Expedited

Due __/__/__

Lab Workorder: AA05298 ~~AA04834~~

Requested Analyses / Preservation (See Codes) (Combine as necessary)

Item #	Sample ID (Field Identification)	Collection Date	Collection Time	Comp / Grab	Matrix (see codes)	Total # of Containers	Ammonia 350.1	Chloride 300	Iron Total	Mercury Total	Sodium Total	Nitrate as N 300	TDS SM2540C	Appendix I Parameters (8011,8260,Ag,As,Ba,Be,Cd,Co,Cr,Cu,Fe,Na,Ni,Pb,Sb,Se,Tl,V,Zn,Hg)	Dissolved Metals (Ag/F,As/F,Ba/F,Be/F,Cd/F,Co/F,Cr/F,Cu/F,Fe/F,Na/F,Ni/F,P,Sb/F,Se/F,Tl/F,V/F,Zn/F,Hg/F)	8260B (Bezene,MeCl,VC)	Sample Comments
1	MW-11 (1752CC-11)	7/20/17	0951	G	GW	7	✓	✓	✓	✓	✓	✓	✓	✓		✓	
2	MW-12 (1752CC-12)	↓	1039	G	GW	7	✓	✓	✓	✓	✓	✓	✓	✓		✓	
3	EQUBLK #1 (1752CC-EQB1)	↓	1055	G	O	7	✓	✓	✓	✓	✓	✓	✓	✓		✓	New lab bottle blank w/ distilled water
4	MW-3 (1752CC-3)	↓	1247	G	GW	7	✓	✓	✓	✓	✓	✓	✓	✓		✓	
5	MW-7 (1752CC-7)	↓	1437	G	GW	7	✓	✓	✓	✓	✓	✓	✓	✓		✓	
6	Trip Blank #3 (1752CC-TB8)	↓	—	—	O.	2										✓	QA/QC

S. Messick

<-- Total # of Containers

Sample Kit Prepared By: ECG	Date/Time: 7/11/17 11:00	Relinquished By: [signature]	Date/Time: 7/11/17 11:00	Received By: Steve Messick	Date/Time: 7/14/17 @ 1400
Comments/Special Reporting Requirements: Samples shipped by Greyhound Bus Priority from Gainesville, FL. to Orlando, FL. 1 cooler		Relinquished By: Steve Messick	Date/Time: 7/20/17 @	Received By: [signature]	Date/Time: 7-21-17 1210
		Relinquished By:	Date/Time:	Received By:	Date/Time:
		Cooler #'s & Temps on Receipt: LG-385 1.7° C		Condition Upon Receipt: ✓ Acceptable ___ Unacceptable	

Matrix : GW-Groundwater SO-Soil DW-Drinking Water SE-Sediment SW-Surface Water WW-Wastewater A-Air O-Other (detail in comments) Preservation: I-Ice H-HCl N-HNO3 S-H2SO4 NO-NaOH O-Other (detail in comments)

Note : All samples submitted to ENCO Labs are in accordance with the terms and conditions listed on the reverse of this form, unless prior written agreements exist

Jones, Edmunds, and Associates, Inc.
Environmental Consultants
730 NE Waldo Road
Gainesville, Florida 32641
(352) 377-5821 Fax (352) 377-3166

Please return a copy of this form with original lab report.

Field Data Information Form

Project Name: Citrus County Central Class I Landfill
Project Number: 03860-056-01
Date: 7/20/17
Sampler: Steve Messick
Laboratory: ENCO Lab - Orlando, Florida

Sampling Station	Date	Time	pH (S. U.)	Temp (Deg C)	Conductivity (µmhos/cm)	Dissolved Oxygen (mg/L)	Turbidity (NTU)	ORP (mV)	Static Depth to Water *	Collection Method
mw-11	7/20/17	0951	7.06	22.8	438	0.54	0.85	140.7	99.88	SP
mw-12	↓	1039	6.73	23.2	633	0.11	2.56	-125.3	98.53	SP
mw-3	↓	1247	4.75	24.6	155	4.36	0.52	292.5	*	SP
mw-7	↓	1437	5.09	25.8	96	0.11	1.11	10.8	122.82	SP

* water level below top of pump. MM

TO BE SUBMITTED TO LABORATORY WITH CHAIN-OF-CUSTODY

Collection Method:	Description:
BA	BAILER
BP	BLADDER PUMP
CP	CENTRIFUGAL PUMP
E	GRAB
M	METER READING
PP	PERISTALTIC PUMP
SP	SUBMERSIBLE OR IN-PLACE DEDICATED PUMP
Z	UNKNOWN

* Initial Depth to Water at Time of Sampling

ATTACHMENT 6

FIELD DATA SHEETS

GROUNDWATER SAMPLING LOG

SITE NAME: Citrus County Central Class I LF		SITE LOCATION: Lecanto, Florida	
WELL NO: MW-17 Flush Mount	WELL WACS NO: 22017	SAMPLE ID: 17S2CC-17	DATE: 7/18/17

PURGING DATA

WELL DIAMETER(in):	TUBING DIAMETER (in):	SCREEN LENGTH: 20 ft ft From 98 ft to 118 ft **	STATIC DEPTH TO WATER (feet): 105.91	PURGE PUMP TYPE:
2" PVC	1/4"			Dedicated BP

WELL VOLUME PURGE: 1 WELL VOLUME = (TOTAL WELL DEPTH – STATIC DEPTH TO WATER) X WELL CAPACITY

1 WELL VOLUME = (**117.58** feet – 105.91 feet) X 0.16 gallons/foot = 1.9 gallons

Water Level measured with: MPM-GNV-01

PURGE METHOD: **2.5**

EQUIPMENT VOLUME PURGE: 1 EQUIPMENT VOL. = PUMP VOLUME + (TUBING CAPACITY X TUBING LENGTH) + FLOW CELL VOLUME
(only fill out if applicable)

1 = **0.15** gallons + (**0.0026** gallons/foot X 125 feet) + **0.123** gallons = 0.6 gallons

INITIAL PUMP OR TUBING DEPTH IN WELL (feet): 116	FINAL PUMP OR TUBING DEPTH IN WELL (feet): 116	PURGING INITIATED AT: 1118	PURGING ENDED AT: 1156	TOTAL VOLUME PURGED (gallons): 3.1

TIME	VOLUME PURGED (gallons)	CUMUL. VOLUME PURGED (gallons)	PURGE RATE (gpm)	DEPTH TO WATER (feet)	pH (standard units)	TEMP. (°C)	COND. (µS/cm)	DISSOLVED OXYGEN (mg/L)	TURBIDITY (NTUs)	COLOR (describe)	ODOR	ORP (mVolts)
1140	1.9	1.9	0.08	105.95	5.54	23.3	176	0.36	1.98	None Clear	None	-19.7
1148	0.6	2.5	↓	105.95	5.57	23.3	179	0.30	1.47	↓	↓	-27.5
1156	0.6	3.1	↓	105.95	5.60	23.3	182	0.27	1.53	↓	↓	-34.2

SAMPLING DATA

SAMPLED BY (Print) / AFFILIATION:	SAMPLER(S) SIGNATURES:	SAMPLING INITIATED AT:	SAMPLING ENDED AT:
Steve Messick / Jones Edmunds & Associates Inc.	Steve Messick	1158	1203

PUMP OR TUBING DEPTH IN WELL (feet): 116	SAMPLE PUMP VOC Sampling Rate 100-400 ml/min ☑ FLOW RATE Other Samples Rate (mL / min): ~325	TUBING MATERIAL CODE: PE	SAMPLING EQUIPMENT CODE: DBP
FIELD DECONTAMINATION: Y (N)	FIELD-FILTERED: Y (N) FILTER SIZE: ____ µm Filtration Equipment Type: _____		DUPLICATE: Y (N)

SAMPLE CONTAINER SPECIFICATION				SAMPLE PRESERVATION			
SAMPLE ID CODE	# CONTAINERS	MATERIAL CODE	VOL	PRES. USED	TOTAL VOL ADDED IN FIELD (mL)	FINAL PH*	INTENDED ANALYSIS
17S2CC-17	2	CG	40 mL	HCl	-	N/A	8260 AP1 LOW
17S2CC-17	2	CG	40 mL	4°C	-	N/A	8011 EDB
17S2CC-17	1	PE	250 mL	HNO3	-	≤2	Iron, Mercury, Sodium
17S2CC-17	1	PE	250 mL	H2SO4	-	≤2	Ammonia Nitrogen
17S2CC-17	1	PE	250 mL	4°C	-	N/A	Chlorides, Nitrate, TDS

REMARKS:

- Verified Sample pH as <2 or >12 (as applicable) at MW-17
- ** Screened interval referenced is depth below Top of Casing

Sky Conditions: scattered Ambient Air Temperature: 31°C
Approx. Wind Speed and Direction: <3mph

Grundfos Settings: — HZ Peristaltic Setting: —
Bladder Pump: CPM 4 Refill/Discharge 9 / 6 sec Pressure 60 PSI
Total Tubing Length: Ø feet (New Tubing)

COMMENTS: Total Well Depth = — by — date —
Flush mount well, vented > 15 Minutes before reading water level.

GROUNDWATER SAMPLING LOG

SITE NAME: Citrus County Central Class I LF		SITE LOCATION: Lecanto, Florida	
WELL NO: MW-15 Flush Mount	WELL WACS NO: 22015	SAMPLE ID: 17S2CC-15	DATE: 7/18/17

PURGING DATA

WELL DIAMETER(in):	TUBING DIAMETER (in):	SCREEN LENGTH: 20 ft ft From 109.60 ft to 129.60 ft **	STATIC DEPTH TO WATER (feet): 118.48	PURGE PUMP TYPE: Dedicated BP
2" PVC	1/4"			

WELL VOLUME PURGE: 1 WELL VOLUME = (TOTAL WELL DEPTH – STATIC DEPTH TO WATER) X WELL CAPACITY

1 WELL VOLUME = (**129.60** feet – 118.48 feet) X 0.16 gallons/foot = 1.8 gallons

Water Level measured with: MPM-GNV-01

PURGE METHOD: 2.5

EQUIPMENT VOLUME PURGE: 1 EQUIPMENT VOL. = PUMP VOLUME + (TUBING CAPACITY X TUBING LENGTH) + FLOW CELL VOLUME
(only fill out if applicable)

1 = **0.15** gallons + (**0.0026** gallons/foot X 135 feet) + **0.123** gallons = 0.624 gallons

INITIAL PUMP OR TUBING DEPTH IN WELL (feet): 128	FINAL PUMP OR TUBING DEPTH IN WELL (feet): 128	PURGING INITIATED AT: 1222	PURGING ENDED AT: 1310	TOTAL VOLUME PURGED (gallons): 3.0

TIME	VOLUME PURGED (gallons)	CUMUL. VOLUME PURGED (gallons)	PURGE RATE (gpm)	DEPTH TO WATER (feet)	pH (standard units)	TEMP. (°C)	COND. (µS/cm)	DISSOLVED OXYGEN (mg/L)	TURBIDITY (NTUs)	COLOR (describe)	ODOR	ORP (mVolts)
1248	1.8	1.8	0.06	118.67	4.85	22.2	51	0.38	0.90	None Clear	None	93.1
1259	0.69	2.4	↓	118.67	4.85	22.2	50	0.34	0.81	↓	↓	90.6
1310	0.69	3.0	↓	118.67	4.86	22.2	50	0.28	0.77	↓	↓	85.6

SAMPLING DATA

SAMPLED BY (Print) / AFFILIATION: Steve Messick / Jones Edmunds & Associates Inc.	SAMPLER(S) SIGNATURES: Steve Messick	SAMPLING INITIATED AT: 1312	SAMPLING ENDED AT: 1318
PUMP OR TUBING DEPTH IN WELL (feet): 128	SAMPLE PUMP VOC Sampling Rate 100-400 ml/min ☑ FLOW RATE Other Samples Rate (mL / min): +/-260	TUBING MATERIAL CODE: PE	SAMPLING EQUIPMENT CODE: DBP
FIELD DECONTAMINATION: Y (N)	FIELD-FILTERED: Y (N) FILTER SIZE: ____ µm Filtration Equipment Type: ____		DUPLICATE: Y (N)

SAMPLE CONTAINER SPECIFICATION				SAMPLE PRESERVATION			
SAMPLE ID CODE	# CONTAINERS	MATERIAL CODE	VOL	PRES. USED	TOTAL VOL ADDED IN FIELD (mL)	FINAL PH*	INTENDED ANALYSIS
17S2CC-15	2	CG	40 mL	HCl	-	N/A	8260 AP1 LOW
17S2CC-15	2	CG	40 mL	4°C	-	N/A	8011 EDB
17S2CC-15	1	PE	250 mL	HNO3	-	*	Iron, Mercury, Sodium
17S2CC-15	1	PE	250 mL	H2SO4	-	*	Ammonia Nitrogen
17S2CC-15	1	PE	250 mL	4°C	-	N/A	Chlorides, Nitrate, TDS

REMARKS:

- Verified Sample pH as <2 or >12 (as applicable) at MW-17
- ** Screened interval referenced is depth below Top of Casing

Sky Conditions: Cloudy Ambient Air Temperature: 34°C
Approx. Wind Speed and Direction: <3mph

Grundfos Settings: — HZ Peristaltic Setting: —
Bladder Pump: CPM 2 Refill/Discharge 15 / 15 sec Pressure 60 PSI
Total Tubing Length: — feet (New Tubing)

COMMENTS: Total Well Depth = — **by** — **date** —
Flush mount well, vented > 15 Minutes before reading water level.

GROUNDWATER SAMPLING LOG

SITE NAME: Citrus County Central Class I LF		SITE LOCATION: Lecanto, Florida	
WELL NO: MW-14 Flush Mount	WELL WACS NO: 22014	SAMPLE ID: 17S2CC-14	DATE: 7/18/17

PURGING DATA

WELL DIAMETER(in):	TUBING DIAMETER (in):	SCREEN LENGTH: 20 ft ft From 96 ft to 116 ft **	STATIC DEPTH TO WATER (feet): 103.62	PURGE PUMP TYPE: Dedicated BP
2" PVC	1/4"			

WELL VOLUME PURGE: 1 WELL VOLUME = (TOTAL WELL DEPTH – STATIC DEPTH TO WATER) X WELL CAPACITY

1 WELL VOLUME = (**116.09** feet – 103.62 feet) X 0.16 gallons/foot = 2.0 gallons

Water Level measured with: MPM-GNV-01

PURGE METHOD: 2.5

EQUIPMENT VOLUME PURGE: 1 EQUIPMENT VOL. = PUMP VOLUME + (TUBING CAPACITY X TUBING LENGTH) + FLOW CELL VOLUME
(only fill out if applicable)

1 = **0.15** gallons + (**0.0026** gallons/foot X 125 feet) + **0.123** gallons = 0.6 gallons

INITIAL PUMP OR TUBING DEPTH IN WELL (feet): 115	FINAL PUMP OR TUBING DEPTH IN WELL (feet): 115	PURGING INITIATED AT: 1336	PURGING ENDED AT: 1415	TOTAL VOLUME PURGED (gallons): 3.2

TIME	VOLUME PURGED (gallons)	CUMUL. VOLUME PURGED (gallons)	PURGE RATE (gpm)	DEPTH TO WATER (feet)	pH (standard units)	TEMP. (°C)	COND. (µS/cm)	DISSOLVED OXYGEN (mg/L)	TURBIDITY (NTUs)	COLOR (describe)	ODOR	ORP (mVolts)
1359	2.0	2.0	0.08	103.66	6.97	22.8	480	0.66	1.90	None Clear	None	85.9
1407	0.6	2.6	↓	103.66	6.96	22.7	485	0.49	1.20	↓	↓	90.4
1415	0.6	3.2	↓	103.66	6.96	22.7	488	0.40	0.95	↓	↓	92.2

SAMPLING DATA

SAMPLED BY (Print) / AFFILIATION: Steve Messick / Jones Edmunds & Associates Inc.	SAMPLER(S) SIGNATURES: Steve Messick	SAMPLING INITIATED AT: 1417	SAMPLING ENDED AT: 1422

PUMP OR TUBING DEPTH IN WELL (feet): 115	SAMPLE PUMP VOC Sampling Rate 100-400 ml/min ☑ FLOW RATE Other Samples Rate (mL / min): +/-330	TUBING MATERIAL CODE: PE	SAMPLING EQUIPMENT CODE: DBP
FIELD DECONTAMINATION: Y (N)	FIELD-FILTERED: Y (N) FILTER SIZE: ____ µm Filtration Equipment Type: ____		DUPLICATE: Y (N)

SAMPLE CONTAINER SPECIFICATION				SAMPLE PRESERVATION			
SAMPLE ID CODE	# CONTAINERS	MATERIAL CODE	VOL	PRES. USED	TOTAL VOL ADDED IN FIELD (mL)	FINAL PH*	INTENDED ANALYSIS
17S2CC-14	2	CG	40 mL	HCl	-	N/A	8260 AP1 LOW
17S2CC-14	2	CG	40 mL	4°C	-	N/A	8011 EDB
17S2CC-14	1	PE	250 mL	HNO3	-	*	Iron, Mercury, Sodium
17S2CC-14	1	PE	250 mL	H2SO4	-	*	Ammonia Nitrogen
17S2CC-14	1	PE	250 mL	4°C	-	N/A	Chlorides, Nitrate, TDS

REMARKS:

- Verified Sample pH as <2 or >12 (as applicable) at MW-17
- ** Screened interval referenced is depth below Top of Casing

Sky Conditions: Cloudy Ambient Air Temperature: 33°C
Approx. Wind Speed and Direction: <3mph

Grundfos Settings: — HZ Peristaltic Setting: —
Bladder Pump: CPM 4 Refill/Discharge 9 / 6 sec Pressure 60 PSI
Total Tubing Length: — feet (New Tubing)

COMMENTS: Total Well Depth = — by — date —
✓ Flush mount well, vented > 15 Minutes before reading water level.

GROUNDWATER SAMPLING LOG

SITE NAME: Citrus County Central Class I LF		SITE LOCATION: Lecanto, Florida	
WELL NO: MW-13 Flush Mount	WELL WACS NO: 22013	SAMPLE ID: 17S2CC-13	DATE: 7/18/17

PURGING DATA

WELL DIAMETER(in):	TUBING DIAMETER (in):	SCREEN LENGTH: 20 ft ft From 99.5 ft to 119.5 ft **	STATIC DEPTH TO WATER (feet): 106.96	PURGE PUMP TYPE: Dedicated BP
2" PVC	1/4"			

WELL VOLUME PURGE: 1 WELL VOLUME = (TOTAL WELL DEPTH – STATIC DEPTH TO WATER) X WELL CAPACITY

1 WELL VOLUME = (**119.5** feet – 106.96 feet) X 0.16 gallons/foot = 2.0 gallons

Water Level measured with: MPM-GNV-01 | PURGE METHOD: 2.5

EQUIPMENT VOLUME PURGE: 1 EQUIPMENT VOL. = PUMP VOLUME + (TUBING CAPACITY X TUBING LENGTH) + FLOW CELL VOLUME
(only fill out if applicable)

1 = **0.15** gallons + (**0.0026** gallons/foot X 125 feet) + **0.123** gallons = 0.60 ~~0.60~~ gallons

INITIAL PUMP OR TUBING DEPTH IN WELL (feet): 118	FINAL PUMP OR TUBING DEPTH IN WELL (feet): 118	PURGING INITIATED AT: 1433	PURGING ENDED AT: 1550	TOTAL VOLUME PURGED (gallons): 7.2

TIME	VOLUME PURGED (gallons)	CUMUL. VOLUME PURGED (gallons)	PURGE RATE (gpm)	DEPTH TO WATER (feet)	pH (standard units)	TEMP. (°C)	COND. (µS/cm)	DISSOLVED OXYGEN (mg/L)	TURBIDITY (NTUs)	COLOR (describe)	ODOR	ORP (mVolts)
1454	2.0	2.0	0.09	107.61	5.35	22.6	69	0.34	10.7	Slight white haze	None	48.9
1515	2.0	4.0	↓	107.61	5.33	22.5	67	0.22	4.11	None Clear	↓	54.3
1536	2.0	6.0		107.61	5.32	22.4	66	0.20	2.33	↓		58.7
1543	0.6	6.6		107.61	5.31	22.4	66	0.17	1.63			59.6
1550	0.6	7.2		107.61	5.31	22.4	66	0.16	1.42			59.4

SAMPLING DATA

SAMPLED BY (Print) / AFFILIATION: Steve Messick / Jones Edmunds & Associates Inc.	SAMPLER(S) SIGNATURES: Steve Messick	SAMPLING INITIATED AT: 1552	SAMPLING ENDED AT: 1557

PUMP OR TUBING DEPTH IN WELL (feet): 118	SAMPLE PUMP VOC Sampling Rate 100-400 ml/min ☑ FLOW RATE Other Samples Rate (mL / min): +/-360	TUBING MATERIAL CODE: PE	SAMPLING EQUIPMENT CODE: DBP
FIELD DECONTAMINATION: Y (N)	FIELD-FILTERED: Y (N) FILTER SIZE: ____ µm Filtration Equipment Type: ____		DUPLICATE: Y (N)

SAMPLE CONTAINER SPECIFICATION				SAMPLE PRESERVATION			
SAMPLE ID CODE	# CONTAINERS	MATERIAL CODE	VOL	PRES. USED	TOTAL VOL ADDED IN FIELD (mL)	FINAL PH*	INTENDED ANALYSIS
17S2CC-13	2	CG	40 mL	HCl	-	N/A	8260 AP1 LOW
17S2CC-13	2	CG	40 mL	4°C	-	N/A	8011 EDB
17S2CC-13	1	PE	250 mL	HNO3	-	X	Iron, Mercury, Sodium
17S2CC-13	1	PE	250 mL	H2SO4	-	X	Ammonia Nitrogen
17S2CC-13	1	PE	250 mL	4°C	-	N/A	Chlorides, Nitrate, TDS

REMARKS: Doing extra purge to see if that help well clear. Be very careful here to get low turbidities

- Verified Sample pH as <2 or >12 (as applicable) at MW-17
- ** Screened interval referenced is depth below Top of Casing

Sky Conditions: Cloudy Ambient Air Temperature: 31°C
Approx. Wind Speed and Direction: 0-7 SW

Grundfos Settings: — HZ Peristaltic Setting: —
Bladder Pump: CPM X Refill/Discharge 15 / 15 sec Pressure 55 PSI
Total Tubing Length: — feet (New Tubing)

COMMENTS: Total Well Depth = — **by** — **date** —
Flush mount well, vented > 15 Minutes before reading water level.

ENVIRONMENTAL CONSERVATION LABORATORIES CHAIN-OF-CUSTODY RECORD

www.encolabs.com

10775 Central Port Dr.
Orlando, FL 32824
(407) 826-5314 Fax (407) 850-6945

4810 Executive Park Court, Suite 111
Jacksonville, FL 32216-6069
(904) 296-3007 Fax (904) 296-6210

102-A Woodwinds Industrial Ct.
Cary, NC 27511
(919) 467-3090 Fax (919) 467-3515

Client Name: Jones Edmunds & Associates, Inc. (JO006)	Project Number: 03860-056-01
Address: 730 N.E. Waldo Road Bldg.A	Project Name/Desc: Citrus Co. LF
City/ST/Zip: Gainesville, FL 32641	PO # / Billing Info:
Tel: (352) 377-5821 / Fax: (352) 377-3166	Reporting Contact: Elizabeth Kennelley
Sampler(s) Name, Affiliation (Print): Steve Messick, Jones Edmunds & Assoc. Inc.	Billing Contact: Accounts Payable
Sampler(s) Signature: Steve Messick	Site Location / Time Zone: Lecanto, FL. / EST

Requested Turnaround Times

Note : Rush requests subject to acceptance by the facility

✓ Standard

___ Expedited

Due ___/___/___

Lab Workorder: AA04834

Requested Analyses

Preservation (See Codes) (Combine as necessary)

Item #	Sample ID (Field Identification)	Collection Date	Collection Time	Comp / Grab	Matrix (see codes)	Total # of Containers	Ammonia 350.1	Chloride 300	Iron Total	Mercury Total	Sodium Total	Nitrate as N 300	TDS SM2540C	Appendix I Parameters (8011, 8260, Ag, As, Ba, Be, Cd, Co, Cr, Cu, Fe, Hg, Ni, Pb, Sb, Se, Tl, V, Zn, Hg)	Dissolved Metals (Ag/F, As/F, Ba/F, Be/F, Cd/F, Co/F, Cr/F, Cu/F, Fe/F, Hg/F, Ni/F, Pb/F, Sb/F, Se/F, Tl/F, V/F, Zn/F, Hg/F)	8260B (Bezene, MeCl, VC)	Sample Comments
1	MW-17 (1752CC-17)	7/18/17	1158	G	GW	7	✓	✓	✓	✓	✓	✓	✓	✓			
2	MW-15 (1752CC-15)	↓	1312	G	GW	7	✓	✓	✓	✓	✓	✓	✓	✓			
3	MW-14 (1752CC-14)		1417	G	GW	7	✓	✓	✓	✓	✓	✓	✓	✓			
4	MW-13 (1752CC-13)		1552	G	GW	7	✓	✓	✓	✓	✓	✓	✓	✓			
5	Trip Blank #1 (1752CC-TB2)		—	—	O	2								✓			QA/QC
	S. Messick																

<-- Total # of Containers

Sample Kit Prepared By: ECG	Date/Time: 7/11/17 11:00	Relinquished By: [signature]	Date/Time: 7/17/17 11:00	Received By: Steve Messick	Date/Time: 7/14/17 @ 1400
Comments/Special Reporting Requirements: Greyhound Bus Priority from Gainesville, FL. to Orlando, FL. 1 cooler		Relinquished By: Steve Messick	Date/Time: 7/18/17 @ 1830	Received By:	Date/Time:
		Relinquished By:	Date/Time:	Received By:	Date/Time:
		Cooler #'s & Temps on Receipt		Condition Upon Receipt: ___ Acceptable ___ Unacceptable	

Matrix : GW-Groundwater SO-Soil DW-Drinking Water SE-Sediment SW-Surface Water WW-Wastewater A-Air O-Other (detail in comments)

Preservation: I-Ice H-HCl N-HNO3 S-H2SO4 NO-NaOH O-Other (detail in comments)

Note : All samples submitted to ENCO Labs are in accordance with the terms and conditions listed on the reverse of this form, unless prior written agreements exist

GROUNDWATER SAMPLING LOG

SITE NAME: Citrus County Central Class I LF		SITE LOCATION: Lecanto, Florida	
WELL NO: MW-19 Flush Mount	WELL WACS NO: 22710	SAMPLE ID: 17S2CC-19	DATE: 7/19/17

PURGING DATA

WELL DIAMETER(in):	TUBING DIAMETER (in):	SCREEN LENGTH: 10 ft ft From 129.95 ft to 139.95 ft **	STATIC DEPTH TO WATER (feet): 108.08	PURGE PUMP TYPE: Dedicated BP
2" PVC	1/4"			

WELL VOLUME PURGE: 1 WELL VOLUME = (TOTAL WELL DEPTH – STATIC DEPTH TO WATER) X WELL CAPACITY

1 WELL VOLUME = (139.95 feet – 108.08 feet) X 0.16 gallons/foot = 5.1 gallons

Water Level measured with: MPM-GNU-01

PURGE METHOD: 2.3

EQUIPMENT VOLUME PURGE: 1 EQUIPMENT VOL. = PUMP VOLUME + (TUBING CAPACITY X TUBING LENGTH) + FLOW CELL VOLUME
(only fill out if applicable)
N/A = 0 gallons + (0 gallons/foot X feet) + 0 gallons = gallons

INITIAL PUMP OR TUBING DEPTH IN WELL (feet): 138	FINAL PUMP OR TUBING DEPTH IN WELL (feet): 138	PURGING INITIATED AT: 0932	PURGING ENDED AT:	TOTAL VOLUME PURGED (gallons):

TIME	VOLUME PURGED (gallons)	CUMUL. VOLUME PURGED (gallons)	PURGE RATE (gpm)	DEPTH TO WATER (feet)	pH (standard units)	TEMP. (°C)	COND. (µS/cm)	DISSOLVED OXYGEN (mg/L)	TURBIDITY (NTUs)	COLOR (describe)	ODOR	ORP (mVolts)
	5.1	5.1										
		The sample tubing started leaking – could not										
		sample. Will repair well and sample next week.										

SAMPLING DATA

SAMPLED BY (Print) / AFFILIATION: Steve Messick / Jones Edmunds & Associates Inc.	SAMPLER(S) SIGNATURES: Steve Messick	SAMPLING INITIATED AT:	SAMPLING ENDED AT:

PUMP OR TUBING DEPTH IN WELL (feet): 138	SAMPLE PUMP VOC Sampling Rate 100-400 ml/min ☑ FLOW RATE Other Samples Rate (mL / min): +/-	TUBING MATERIAL CODE: PE	SAMPLING EQUIPMENT CODE: DBP
FIELD DECONTAMINATION: Y (N)	FIELD-FILTERED: Y (N) FILTER SIZE: ____ µm Filtration Equipment Type: _____		DUPLICATE: Y (N)

SAMPLE CONTAINER SPECIFICATION				SAMPLE PRESERVATION			
SAMPLE ID CODE	# CONTAINERS	MATERIAL CODE	VOL	PRES. USED	TOTAL VOL ADDED IN FIELD (mL)	FINAL PH*	INTENDED ANALYSIS
17S2CC-19	2	CG	40 mL	HCl	-	N/A	8260 AP1 LOW
17S2CC-19	1	PE	250 mL	H2SO4	-	≤ 2	Ammonia Nitrogen
17S2CC-19	1	PE	250 ML	4°C	-	N/A	Chlorides, Nitrate, TDS

REMARKS: Pump tubing leaks at +/- 4 feet down

- Verified Sample pH as <2 or >12 (as applicable) at —
- ** Screened interval referenced is depth below Top of Casing

Sky Conditions: Cloudy Ambient Air Temperature: 33 °C
Approx. Wind Speed and Direction: <3mph

Grundfos Settings: — HZ Peristaltic Setting: —
Bladder Pump: CPM _____ Refill/Discharge ____/____sec Pressure _____PSI
Total Tubing Length: — feet (New Tubing)

COMMENTS: Total Well Depth = _____ by _____ date _____
✓ Flush mount well, vented > 15 Minutes before reading water level.

GROUNDWATER SAMPLING LOG

SITE NAME: Citrus County Central Class I LF		SITE LOCATION: Lecanto, Florida	
WELL NO: MW-10 Flush Mount	WELL WACS NO: 22010	SAMPLE ID: 17S2CC-10	DATE: 7/19/17

PURGING DATA

WELL DIAMETER(in):	TUBING DIAMETER (in):	SCREEN LENGTH: 20 ft ft From 100.5 ft to 120.5 ft **	STATIC DEPTH TO WATER (feet): 107.98	PURGE PUMP TYPE: Dedicated BP
2" PVC	1/4"			

WELL VOLUME PURGE: 1 WELL VOLUME = (TOTAL WELL DEPTH – STATIC DEPTH TO WATER) X WELL CAPACITY

1 WELL VOLUME = (**120.5** feet – 107.98 feet) X 0.016 gallons/foot = 2.0 gallons

Water Level measured with: MPM-G

PURGE METHOD: 2.5

EQUIPMENT VOLUME PURGE: 1 EQUIPMENT VOL. = PUMP VOLUME + (TUBING CAPACITY X TUBING LENGTH) + FLOW CELL VOLUME
(only fill out if applicable)

1 = **0.15** gallons + (**0.0026** gallons/foot X 125 feet) + **0.123** gallons = 0.6 gallons

INITIAL PUMP OR TUBING DEPTH IN WELL (feet): 118	FINAL PUMP OR TUBING DEPTH IN WELL (feet): 118	PURGING INITIATED AT: 0954	PURGING ENDED AT: 1106	TOTAL VOLUME PURGED (gallons): 5.2

TIME	VOLUME PURGED (gallons)	CUMUL. VOLUME PURGED (gallons)	PURGE RATE (gpm)	DEPTH TO WATER (feet)	pH (standard units)	TEMP. (°C)	COND. (µS/cm)	DISSOLVED OXYGEN (mg/L)	TURBIDITY (NTUs)	COLOR (describe)	ODOR	ORP (mVolts)
1024	2.0	2.0	0.06	108.97	4.60	22.8	46	0.39	82.7	Hazy White	None	123.9
1054	2.0	4.0	↓	108.97	4.71	23.0	49	0.25	78.5	↓	↓	90.8
1100	0.6	4.6	↓	108.97	4.72	23.0	49	0.24	67.9	↓	↓	91.8
1106	0.6	5.2	↓	108.97	4.71	23.0	49	0.26	60.5	↓	↓	94.2
									0.62 after filtering			

SAMPLING DATA

SAMPLED BY (Print) / AFFILIATION: Steve Messick / Jones Edmunds & Associates Inc.	SAMPLER(S) SIGNATURES: Steve Messick	SAMPLING INITIATED AT: 1108	SAMPLING ENDED AT: 1115
PUMP OR TUBING DEPTH IN WELL (feet): 118	SAMPLE PUMP VOC Sampling Rate 100-400 ml/min ☑ FLOW RATE Other Samples Rate (mL / min): ~255	TUBING MATERIAL CODE: PE	SAMPLING EQUIPMENT CODE: DBP
FIELD DECONTAMINATION: Y (N)	FIELD-FILTERED: (Y) ~~(N)~~ FILTER SIZE: 1 µm Filtration Equipment Type: in line/high capacity		DUPLICATE: Y (N)

SAMPLE CONTAINER SPECIFICATION				SAMPLE PRESERVATION			
SAMPLE ID CODE	# CONTAINERS	MATERIAL CODE	VOL	PRES. USED	TOTAL VOL ADDED IN FIELD (mL)	FINAL PH*	INTENDED ANALYSIS
17S2CC-10	2	CG	40 mL	HCl	-	N/A	8260 AP1 LOW
17S2CC-10	2	CG	40 mL	4°C	-	N/A	8011 EDB
17S2CC-10	1	PE	250 mL	HNO3	-	≤2	Iron, Mercury, Sodium
17S2CC-10	1	PE	250 mL	H2SO4	-	≤2	Ammonia Nitrogen
17S2CC-10	1	PE	250 mL	4°C	-	N/A	Chlorides, Nitrate, TDS
17S2CC-10	1	PE	250 mL	HNO3	-	~~N/A~~ ≤2	Fe, Hg, Na/ Field Filtered

REMARKS: Cloudy white to begin. I purged an extra full volume to see if well would clear. It did not. Turbidity is historically >5 NTU, field filtered an extra Metals bottle with in-line high capacity 1 mic. filter

- Verified Sample pH as <2 or >12 (as applicable) at MW-10
- ** Screened interval referenced is depth below Top of Casing

Sky Conditions: Cloudy Ambient Air Temperature: 36°C
Approx. Wind Speed and Direction: <3mph

Grundfos Settings: — HZ Peristaltic Setting: —
Bladder Pump: CPM 2 Refill/Discharge 15/15 sec Pressure 55 PSI
Total Tubing Length: — feet (New Tubing)

COMMENTS: Total Well Depth = — **by** — **date** —
Flush mount well, vented > 15 Minutes before reading water level.

GROUNDWATER SAMPLING LOG

SITE NAME: Citrus County Central Class I LF		SITE LOCATION: Lecanto, Florida	
WELL NO: MW-18	WELL WACS NO: 22709	SAMPLE ID: 17S2CC-18	DATE: 7/19/17

PURGING DATA

WELL DIAMETER(in):	TUBING DIAMETER (in):	SCREEN LENGTH: 20 ft ft From 99.70 ft to 119.7 ft **	STATIC DEPTH TO WATER (feet): 110.38	PURGE PUMP TYPE: Dedicated BP
2" PVC	1/4"			

WELL VOLUME PURGE: 1 WELL VOLUME = (TOTAL WELL DEPTH – STATIC DEPTH TO WATER) X WELL CAPACITY

1 WELL VOLUME = (119.7 feet – 110.38 feet) X 0.16 gallons/foot = 1.5 gallons

Water Level measured with: MPM-GNUS-01

PURGE METHOD: ~~FS-8~~ 722

EQUIPMENT VOLUME PURGE: 1 EQUIPMENT VOL. = PUMP VOLUME + (TUBING CAPACITY X TUBING LENGTH) + FLOW CELL VOLUME
(only fill out if applicable)

1 = **0.15** gallons + (**0.0026** gallons/foot X 125 feet) + **0.123** gallons = 0.6 gallons

INITIAL PUMP OR TUBING DEPTH IN WELL (feet): 118	FINAL PUMP OR TUBING DEPTH IN WELL (feet): 118	PURGING INITIATED AT: 1127	PURGING ENDED AT: 1206	TOTAL VOLUME PURGED (gallons): 1.8

TIME	VOLUME PURGED (gallons)	CUMUL. VOLUME PURGED (gallons)	PURGE RATE (gpm)	DEPTH TO WATER (feet)	pH (standard units)	TEMP. (°C)	COND. (µS/cm)	DISSOLVED OXYGEN (mg/L)	TURBIDITY (NTUs)	COLOR (describe)	ODOR	ORP (mVolts)
1153	1.2	1.2	0.04	**	4.99	23.1	41	0.81	19.7	slight white haze	None	244.9
1206	0.6	1.8	↓	**	5.01	23.2	40	0.72	125	more white	↓	251.9
				** water level below top of pump								

SAMPLING DATA

SAMPLED BY (Print) / AFFILIATION: Steve Messick / Jones Edmunds & Associates Inc.	SAMPLER(S) SIGNATURES: Steve Messick	SAMPLING INITIATED AT: 1208	SAMPLING ENDED AT: 1210

PUMP OR TUBING DEPTH IN WELL (feet): 118	SAMPLE PUMP VOC Sampling Rate 100-400 ml/min ☑ FLOW RATE Other Samples Rate (mL / min): N/A	TUBING MATERIAL CODE: PE	SAMPLING EQUIPMENT CODE: DBP
FIELD DECONTAMINATION: Y (N)	FIELD-FILTERED: Y (N) FILTER SIZE: ____ µm Filtration Equipment Type: ____		DUPLICATE: Y (N)

SAMPLE CONTAINER SPECIFICATION				SAMPLE PRESERVATION			
SAMPLE ID CODE	# CONTAINERS	MATERIAL CODE	VOL	PRES. USED	TOTAL VOL ADDED IN FIELD (mL)	FINAL PH*	INTENDED ANALYSIS
17S2CC-18	2	CG	40 mL	HCl	-	N/A	Benzene, Methylene Chloride, Vinyl Chloride

REMARKS: Well historically goes dry – doing dry well purge. Water level draws down below top of pump.

- Verified Sample pH as <2 or >12 (as applicable) at N/A
- ** Screened interval referenced is depth below Top of Casing

Sky Conditions: Cloudy Ambient Air Temperature: 36°C
Approx. Wind Speed and Direction: <3mph

Grundfos Settings: — HZ Peristaltic Setting: —
Bladder Pump: CPM 2 Refill/Discharge 20/10 sec Pressure 60 PSI
Total Tubing Length: — feet (New Tubing)

COMMENTS: Total Well Depth = — **by** — **date** —
Flush mount well, vented > 15 Minutes before reading water level.

GROUNDWATER SAMPLING LOG

SITE NAME: Citrus County Central Class I LF		SITE LOCATION: Lecanto, Florida	
WELL NO: MW-21 Flush Mount	WELL WACS NO: 27449	SAMPLE ID: 17S2CC-21	DATE: 7/19/17

PURGING DATA

WELL DIAMETER(in):	TUBING DIAMETER (in):	SCREEN LENGTH: 20 ft ft From 105.40 ft to 125.40 ft **	STATIC DEPTH TO WATER (feet): 110.19	PURGE PUMP TYPE: Dedicated BP
2" PVC	1/4"			

WELL VOLUME PURGE: 1 WELL VOLUME = (TOTAL WELL DEPTH – STATIC DEPTH TO WATER) X WELL CAPACITY

1 WELL VOLUME = (125.40 feet – 110.19 feet) X 0.16 gallons/foot = 2.4 gallons

Water Level measured with: MPM-GNV-01 | PURGE METHOD: 2.5

EQUIPMENT VOLUME PURGE: 1 EQUIPMENT VOL. = PUMP VOLUME + (TUBING CAPACITY X TUBING LENGTH) + FLOW CELL VOLUME
(only fill out if applicable)

1 = **0.15** gallons + (**0.0026** gallons/foot X 130 feet) + **0.123** gallons = 0.61 gallons

INITIAL PUMP OR TUBING DEPTH IN WELL (feet): 124	FINAL PUMP OR TUBING DEPTH IN WELL (feet): 124	PURGING INITIATED AT: 1250	PURGING ENDED AT: 1344	TOTAL VOLUME PURGED (gallons): 3.8

TIME	VOLUME PURGED (gallons)	CUMUL. VOLUME PURGED (gallons)	PURGE RATE (gpm)	DEPTH TO WATER (feet)	pH (standard units)	TEMP. (°C)	COND. (µS/cm)	DISSOLVED OXYGEN (mg/L)	TURBIDITY (NTUs)	COLOR (describe)	ODOR	ORP (mVolts)
1324	2.4	2.4	0.07	110.67	4.95	23.5	110	0.13	31.0	slight white tint	None	-12.8
1334	0.7	3.1	↓	110.67	4.97	23.5	113	0.10	33.6	↓	↓	-22.8
1344	0.7	3.8	↓	110.67	4.95	23.5	112	0.11	31.2	↓	↓	-26.2
									0.25	after filtering		

SAMPLING DATA

SAMPLED BY (Print) / AFFILIATION: Steve Messick / Jones Edmunds & Associates Inc.	SAMPLER(S) SIGNATURES: Steve Messick	SAMPLING INITIATED AT: 1346	SAMPLING ENDED AT: 1353

PUMP OR TUBING DEPTH IN WELL (feet): 124	SAMPLE PUMP VOC Sampling Rate 100-400 ml/min ☑ FLOW RATE Other Samples Rate (mL / min): +/-275	TUBING MATERIAL CODE: PE	SAMPLING EQUIPMENT CODE: DBP
FIELD DECONTAMINATION: Y (N)	FIELD-FILTERED: (Y) N FILTER SIZE: 1 µm Filtration Equipment Type: in line/high capacity		DUPLICATE: Y (N)

SAMPLE CONTAINER SPECIFICATION				SAMPLE PRESERVATION			
SAMPLE ID CODE	# CONTAINERS	MATERIAL CODE	VOL	PRES. USED	TOTAL VOL ADDED IN FIELD (mL)	FINAL PH*	INTENDED ANALYSIS
17S2CC-21	2	CG	40 mL	HCl	-	N/A	8260 AP1 LOW
17S2CC-21	2	CG	40 mL	4°C	-	N/A	8011 EDB
17S2CC-21	1	PE	250 mL	HNO3	-	*	Iron, Mercury, Sodium
17S2CC-21	1	PE	250 mL	H2SO4	-	*	Ammonia Nitrogen
17S2CC-21	1	PE	250 mL	4°C	-	N/A	Chlorides, Nitrate, TDS
17S2CC-21	1	PE	250 mL	HNO3	-	*	Fe, Hg, Na/ Field Filtered

REMARKS: Turbidity historically > 5NTU, doing Field Filtering of extra (dissolved) metals bottle.

- Verified Sample pH as <2 or >12 (as applicable) at MW-10
- ** Screened interval referenced is depth below Top of Casing

Sky Conditions: Cloudy Ambient Air Temperature: 33°C
Approx. Wind Speed and Direction: 0-4 S

Grundfos Settings: — HZ Peristaltic Setting: —
Bladder Pump: CPM 2 Refill/Discharge ~~15/15~~ 17/13 sec Pressure 60 PSI
Total Tubing Length: — feet (New Tubing)

COMMENTS: Total Well Depth = — **by** — **date** —
✓ **Flush mount well, vented > 15 Minutes before reading water level.**

GROUNDWATER SAMPLING LOG

SITE NAME: Citrus County Central Class I LF		SITE LOCATION: Lecanto, Florida	
WELL NO: MW-20 Flush Mount	WELL WACS NO: 23691	SAMPLE ID: 17S2CC-20	DATE: 7/19/17

PURGING DATA

WELL DIAMETER(in):	TUBING DIAMETER (in):	SCREEN LENGTH: 20 ft ft From 105.7 ft to 125.7 ft **	STATIC DEPTH TO WATER (feet): 114.18	PURGE PUMP TYPE: Dedicated BP
2" PVC	1/4"			

WELL VOLUME PURGE: 1 WELL VOLUME = (TOTAL WELL DEPTH – STATIC DEPTH TO WATER) X WELL CAPACITY

1 WELL VOLUME = (125.7 feet – 114.18 feet) X 0.16 gallons/foot = 1.8 gallons

Water Level measured with: MPM-GNV-01

PURGE METHOD: 2.5

EQUIPMENT VOLUME PURGE: 1 EQUIPMENT VOL. = PUMP VOLUME + (TUBING CAPACITY X TUBING LENGTH) + FLOW CELL VOLUME
(only fill out if applicable)

1 = **0.15** gallons + (**0.0026** gallons/foot X 130 feet) + **0.123** gallons = 0.61 gallons

INITIAL PUMP OR TUBING DEPTH IN WELL (feet): 124	FINAL PUMP OR TUBING DEPTH IN WELL (feet): 124	PURGING INITIATED AT: 1445	PURGING ENDED AT: 1539	TOTAL VOLUME PURGED (gallons): 5.0

TIME	VOLUME PURGED (gallons)	CUMUL. VOLUME PURGED (gallons)	PURGE RATE (gpm)	DEPTH TO WATER (feet)	pH (standard units)	TEMP. (°C)	COND. (µS/cm)	DISSOLVED OXYGEN (mg/L)	TURBIDITY (NTUs)	COLOR (describe)	ODOR	ORP (mVolts)
1504	1.8	1.8	0.09	114.47	6.19	24.2	674	0.09	68.6	Cloudy white ~~None~~	None	-85.1
1523	1.8	3.6	↓	114.47	6.21	24.5	681	0.07	3.63	None Clear	↓	-86.4
1531	0.7	4.3		114.47	6.21	24.6	687	0.06	3.15	↓		-81.6
1539	0.7	5.0		114.47	6.22	24.5	694	0.05	2.25			-85.1

SAMPLING DATA

SAMPLED BY (Print) / AFFILIATION: Steve Messick / Jones Edmunds & Associates Inc.	SAMPLER(S) SIGNATURES: Steve Messick	SAMPLING INITIATED AT: 1541	SAMPLING ENDED AT: 1547
PUMP OR TUBING DEPTH IN WELL (feet): 124	SAMPLE PUMP VOC Sampling Rate 100-400 ml/min ☑ FLOW RATE Other Samples Rate (mL / min): +/- 360	TUBING MATERIAL CODE: PE	SAMPLING EQUIPMENT CODE: DBP
FIELD DECONTAMINATION: Y (N)	FIELD-FILTERED: Y (N) FILTER SIZE: ____ µm Filtration Equipment Type: ____		DUPLICATE: Y (N)

SAMPLE CONTAINER SPECIFICATION				SAMPLE PRESERVATION			
SAMPLE ID CODE	# CONTAINERS	MATERIAL CODE	VOL	PRES. USED	TOTAL VOL ADDED IN FIELD (mL)	FINAL PH*	INTENDED ANALYSIS
17S2CC-20	2	CG	40 mL	HCl	-	N/A	8260 AP1 LOW
17S2CC-20	2	CG	40 mL	4°C	-	N/A	8011 EDB
17S2CC-20	1	PE	250 mL	HNO3	-	*	Iron, Mercury, Sodium
17S2CC-20	1	PE	250 mL	H2SO4	-	*	Ammonia Nitrogen
17S2CC-20	1	PE	250 mL	4°C	-	N/A	Chlorides, Nitrate, TDS

REMARKS: doing extra volume to clear. Slight film on top of purge water in purge bucket. Not petro, ~~no~~ color orange

* Verified Sample pH as <2 or >12 (as applicable) at MW-10

** Screened interval referenced is depth below Top of Casing

Sky Conditions: Cloudy Ambient Air Temperature: 30°C light Rain

Approx. Wind Speed and Direction: 0-85

Grundfos Settings: — HZ Peristaltic Setting: —

Bladder Pump: CPM 2 Refill/Discharge 15 / 15 sec Pressure 60 PSI

Total Tubing Length: — feet (New Tubing)

COMMENTS: Total Well Depth = — **by** — **date** —

Flush mount well, vented > 15 Minutes before reading water level.

ENVIRONMENTAL CONSERVATION LABORATORIES CHAIN-OF-CUSTODY RECORD

10775 Central Port Dr.
Orlando, FL 32824
(407) 826-5314 Fax (407) 850-6945

4810 Executive Park Court, Suite 111
Jacksonville, FL 32216-6069
(904) 296-3007 Fax (904) 296-6210

102-A Woodwinds Industrial Ct.
Cary, NC 27511
(919) 467-3090 Fax (919) 467-3515

www.encolabs.com

Client Name: Jones Edmunds & Associates, Inc. (JO006)	Project Number: 03860-056-01
Address: 730 N.E.Waldo Road Bldg.A	Project Name/Desc: Citrus Co. LF
City/ST/Zip: Gainesville, FL 32641	PO # / Billing Info:
Tel: (352) 377-5821 / Fax: (352) 377-3166	Reporting Contact: Elizabeth Kennelley
Sampler(s) Name, Affiliation (Print): Steve Messick, Jones Edmunds & Assoc. Inc.	Billing Contact: Accounts Payable
Sampler(s) Signature: Steve Messick	Site Location / Time Zone: Lecanto, FL. / EST

Requested Turnaround Times

Note : Rush requests subject to acceptance by the facility

✓ Standard

___ Expedited

Due ___/___/___

Lab Workorder: AA04834

Requested Analyses / Preservation (See Codes) (Combine as necessary)

Item #	Sample ID (Field Identification)	Collection Date	Collection Time	Comp / Grab	Matrix (see codes)	Total # of Containers	Ammonia 350.1	Chloride 300	Iron Total	Mercury Total	Sodium Total	Nitrate as N 300	TDS SM2540C	Appendix I Parameters (6011, 8260, Ag, Al, Ba, Be, Cd, Ca, Cr, Cu, Fe, Na, Ni, Pb, Sb, Se, Tl, V, Zn, Hg)	Dissolved Metals (Ag/F, Al/F, Ba/F, Be/F, Cd/F, Ca/F, Cr/F, Cu/F, Fe/F, Na/F, Ni/F, P/F, Se/F, Sb/F, Tl/F, V/F, Zn/F, Hg/F)	8260B (Bezene, MeCl, VC)	Sample Comments
1	MW-10 (1752CC-10)	7/19/17	1108	G	GW	8	✓	✓	✓	✓	✓	✓	✓	✓	✓	✓	
2	MW-18 (1752CC-18)	↓	1208	G	GW	2										✓	
3	MW-21 (1752CC-21)	↓	1346	G	GW	8	✓	✓	✓	✓	✓	✓	✓	✓	✓	✓	
4	MW-20 (1752CC-20)	↓	1541	G	GW	7	✓	✓	✓	✓	✓	✓	✓	✓		✓	
5	TRIP Blank #2 (1752CC-TB2)	↓	—	—	O	2										✓	QA/QC

S. Messick

<-- Total # of Containers

Sample Kit Prepared By	Date/Time	Relinquished By	Date/Time	Received By	Date/Time
ECG	7/17/17 11:00	[signature]	7/17/17 11:00	Steve Messick	7/17/17 @ 1400
		Steve Messick	7/19/17 @ 1600		

Comments/Special Reporting Requirements: Samples shipped by Greyhound Bus Priority from Gainesville, Fl. to Orlando, Fl. 1 Cooler

Cooler #'s & Temps on Receipt:

Condition Upon Receipt: ___ Acceptable ___ Unacceptable

Matrix : GW-Groundwater SO-Soil DW-Drinking Water SE-Sediment SW-Surface Water WW-Wastewater A-Air O-Other (detail in comments)

Preservation: I-Ice H-HCl N-HNO3 S-H2SO4 NO-NaOH O-Other (detail in comments)

Note : All samples submitted to ENCO Labs are in accordance with the terms and conditions listed on the reverse of this form, unless prior written agreements exist

GROUNDWATER SAMPLING LOG

SITE NAME: **Citrus County Central Class I LF**	SITE LOCATION: **Lecanto, Florida**

WELL NO: **MW-11 Flush Mount**	WELL WACS NO: **22011**	SAMPLE ID: **17S2CC-11**	DATE: 7/20/17

PURGING DATA

WELL DIAMETER(in):	TUBING DIAMETER (in):	SCREEN LENGTH: **20 ft** ft From **91.5** ft to **111.5** ft **	STATIC DEPTH TO WATER (feet): 99.88	PURGE PUMP TYPE: **Dedicated BP**
2" PVC	**1/4"**			

WELL VOLUME PURGE: 1 WELL VOLUME = (TOTAL WELL DEPTH – STATIC DEPTH TO WATER) X WELL CAPACITY

1 WELL VOLUME = (**111.5** feet – 99.88 feet) X 0.16 gallons/foot = 1.9 gallons

Water Level measured with: MPM-GNV-01

PURGE METHOD: **2.5**

EQUIPMENT VOLUME PURGE: 1 EQUIPMENT VOL. = PUMP VOLUME + (TUBING CAPACITY X TUBING LENGTH) + FLOW CELL VOLUME
(only fill out if applicable)

1 = **0.15** gallons + (**0.0026** gallons/foot X 120 feet) + **0.125** gallons = 0.6 gallons

INITIAL PUMP OR TUBING DEPTH IN WELL (feet):	FINAL PUMP OR TUBING DEPTH IN WELL (feet):	PURGING INITIATED AT:	PURGING ENDED AT:	TOTAL VOLUME PURGED (gallons):
110	110	0904	0949	3.3

TIME	VOLUME PURGED (gallons)	CUMUL. VOLUME PURGED (gallons)	PURGE RATE (gpm)	DEPTH TO WATER (feet)	pH (standard units)	TEMP. (°C)	COND. (µS/cm)	DISSOLVED OXYGEN (mg/L)	TURBIDITY (NTUs)	COLOR (describe)	ODOR	ORP (mVolts)
0929	1.9	1.9	0.07	99.91	7.03	22.7	444	0.76	2.42	None Clear	None	149.2
0939	0.7	2.6	0.07	99.91	7.05	22.7	441	0.64	1.07	↓	↓	144.6
0949	0.7	3.3	0.07	99.91	7.06	22.8	438	0.54	0.85	↓	↓	140.7

SAMPLING DATA

SAMPLED BY (Print) / AFFILIATION:	SAMPLER(S) SIGNATURES:	SAMPLING INITIATED AT:	SAMPLING ENDED AT:
Steve Messick / Jones Edmunds & Associates Inc.	Steve Messick	0951	0956

PUMP OR TUBING DEPTH IN WELL (feet):	SAMPLE PUMP VOC Sampling Rate 100-400 ml/min ☑ FLOW RATE Other Samples Rate (mL / min): +/-290	TUBING MATERIAL CODE:	SAMPLING EQUIPMENT CODE:
110		**PE**	**DBP**

FIELD DECONTAMINATION:	FIELD-FILTERED:	DUPLICATE:
Y (N)	Y (N) FILTER SIZE: ____ µm Filtration Equipment Type: ____	Y (N)

SAMPLE CONTAINER SPECIFICATION				SAMPLE PRESERVATION			
SAMPLE ID CODE	# CONTAINERS	MATERIAL CODE	VOL	PRES. USED	TOTAL VOL ADDED IN FIELD (mL)	FINAL PH*	INTENDED ANALYSIS
17S2CC-11	**2**	**CG**	**40 mL**	**HCl**	-	N/A	**8260 AP1 LOW**
17S2CC-11	**2**	**CG**	**40 mL**	**4°C**	-	N/A	**8011 EDB**
17S2CC-11	**1**	**PE**	**250 mL**	**HNO3**	-	≤2	**Iron, Mercury, Sodium**
17S2CC-11	**1**	**PE**	**250 mL**	**H2SO4**	-	≤2	**Ammonia Nitrogen**
17S2CC-11	**1**	**PE**	**250 mL**	**4°C**	-	N/A	**Chlorides, Nitrate, TDS**

REMARKS:

- Verified Sample pH as <2 or >12 (as applicable) at MW-11
- ** Screened interval referenced is depth below Top of Casing

Sky Conditions: mostly clear Ambient Air Temperature: 31°C
Approx. Wind Speed and Direction: <3mph

Grundfos Settings: — HZ Peristaltic Setting: —
Bladder Pump: CPM 4 Refill/Discharge 10 / 5 sec Pressure 60 PSI
Total Tubing Length: — feet (New Tubing)

COMMENTS: Total Well Depth = — **by** — **date** —
✓ **Flush mount well, vented > 15 Minutes before reading water level.**

GROUNDWATER SAMPLING LOG

SITE NAME: Citrus County Central Class I LF		SITE LOCATION: Lecanto, Florida	
WELL NO: MW-12 Flush Mount	WELL WACS NO: 22012	SAMPLE ID: 17S2CC-12	DATE: 7/20/17

PURGING DATA

WELL DIAMETER(in):	TUBING DIAMETER (in):	SCREEN LENGTH: 20 ft ft From 90 ft to 110 ft **	STATIC DEPTH TO WATER (feet): 98.53	PURGE PUMP TYPE: Dedicated BP
2" PVC	1/4"			

WELL VOLUME PURGE: 1 WELL VOLUME = (TOTAL WELL DEPTH – STATIC DEPTH TO WATER) X WELL CAPACITY

1 WELL VOLUME = (110 feet – 98.53 feet) X 0.16 gallons/foot = 1.8 gallons

Water Level measured with: MPM-GNSV-01

PURGE METHOD: 2.5

EQUIPMENT VOLUME PURGE: 1 EQUIPMENT VOL. = PUMP VOLUME + (TUBING CAPACITY X TUBING LENGTH) + FLOW CELL VOLUME
(only fill out if applicable)

1 = **0.15** gallons + (**0.0026** gallons/foot X 115 feet) + **0.123** gallons = 0.57 gallons

INITIAL PUMP OR TUBING DEPTH IN WELL (feet): 109	FINAL PUMP OR TUBING DEPTH IN WELL (feet): 109	PURGING INITIATED AT: 1007	PURGING ENDED AT: 1037	TOTAL VOLUME PURGED (gallons): 3.0

TIME	VOLUME PURGED (gallons)	CUMUL. VOLUME PURGED (gallons)	PURGE RATE (gpm)	DEPTH TO WATER (feet)	pH (standard units)	TEMP. (°C)	COND. (µS/cm)	DISSOLVED OXYGEN (mg/L)	TURBIDITY (NTUs)	COLOR (describe)	ODOR	ORP (mVolts)
1025	1.8	1.8	0.10	98.60	6.72	23.1	640	0.18	5.93	None Clear	None	-125.1
1031	0.6	2.4	↓	98.60	6.73	23.2	636	0.13	2.71	↓	↓	-125.4
1037	0.6	3.0	↓	98.60	6.73	23.2	633	0.11	2.56	↓	↓	-125.3

SAMPLING DATA

SAMPLED BY (Print) / AFFILIATION: Steve Messick / Jones Edmunds & Associates Inc.	SAMPLER(S) SIGNATURES: Steve Messick	SAMPLING INITIATED AT: 1039	SAMPLING ENDED AT: 104

PUMP OR TUBING DEPTH IN WELL (feet): 109	SAMPLE PUMP VOC Sampling Rate 100-400 ml/min ☑ FLOW RATE Other Samples Rate (mL / min): +/- 378	TUBING MATERIAL CODE: PE	SAMPLING EQUIPMENT CODE: DBP
FIELD DECONTAMINATION: Y (N)	FIELD-FILTERED: Y (N) FILTER SIZE: ____ µm Filtration Equipment Type: ____		DUPLICATE: Y (N)

SAMPLE CONTAINER SPECIFICATION				SAMPLE PRESERVATION			
SAMPLE ID CODE	# CONTAINERS	MATERIAL CODE	VOL	PRES. USED	TOTAL VOL ADDED IN FIELD (mL)	FINAL PH*	INTENDED ANALYSIS
17S2CC-12	2	CG	40 mL	HCl	-	N/A	8260 AP1 LOW
17S2CC-12	2	CG	40 mL	4°C	-	N/A	8011 EDB
17S2CC-12	1	PE	250 mL	HNO3	-	*	Iron, Mercury, Sodium
17S2CC-12	1	PE	250 mL	H2SO4	-	*	Ammonia Nitrogen
17S2CC-12	1	PE	250 mL	4°C	-	N/A	Chlorides, Nitrate, TDS

REMARKS:

- Verified Sample pH as <2 or >12 (as applicable) at MW-11

** Screened interval referenced is depth below Top of Casing

Sky Conditions: Clear Ambient Air Temperature: 36°C

Approx. Wind Speed and Direction: <3mph

Grundfos Settings: — HZ Peristaltic Setting: —

Bladder Pump: CPM — Refill/Discharge 16 / 15 sec Pressure 55 PSI

Total Tubing Length: — feet (New Tubing)

COMMENTS: Total Well Depth = — by — date —

Flush mount well, vented > 15 Minutes before reading water level.

GROUNDWATER SAMPLING LOG

SITE NAME: Citrus County Central Class I LF		SITE LOCATION: Lecanto, Florida	
WELL NO: EQUBLK#1	WELL WACS NO: 0	SAMPLE ID: 17S2CC-EQB1	DATE: 7/20/17

PURGING DATA

WELL DIAMETER(in):	TUBING DIAMETER (in):	SCREEN LENGTH: N/A ft From 0 ft to 0 ft **	STATIC DEPTH TO WATER (feet):	PURGE PUMP TYPE:
N/A	1/4"			None

WELL VOLUME PURGE: 1 WELL VOLUME = (TOTAL WELL DEPTH – STATIC DEPTH TO WATER) X WELL CAPACITY

1 WELL VOLUME = (**0** feet – feet) X **N/A** gallons/foot = gallons

Water Level measured with:

PURGE METHOD: **0**

EQUIPMENT VOLUME PURGE: 1 EQUIPMENT VOL. = PUMP VOLUME + (TUBING CAPACITY X TUBING LENGTH) + FLOW CELL VOLUME
(only fill out if applicable)

= **0** gallons + (**0** gallons/foot X feet) + **0** gallons = gallons

INITIAL PUMP OR TUBING DEPTH IN WELL (feet):	FINAL PUMP OR TUBING DEPTH IN WELL (feet):	PURGING INITIATED AT:	PURGING ENDED AT:	TOTAL VOLUME PURGED (gallons):

TIME	VOLUME PURGED (gallons)	CUMUL. VOLUME PURGED (gallons)	PURGE RATE (gpm)	DEPTH TO WATER (feet)	pH (standard units)	TEMP. (°C)	COND. (µS/cm)	DISSOLVED OXYGEN (mg/L)	TURBIDITY (NTUs)	COLOR (describe)	ODOR	ORP (mVolts)

S. Messick

SAMPLING DATA

SAMPLED BY (Print) / AFFILIATION:	SAMPLER(S) SIGNATURES:	SAMPLING INITIATED AT:	SAMPLING ENDED AT:
Steve Messick / Jones Edmunds & Associates Inc.	Steve Messick	1055	1100

PUMP OR TUBING DEPTH IN WELL (feet):	SAMPLE PUMP VOC Sampling Rate 100-400 ml/min ☑ FLOW RATE Other Samples Rate (mL / min): ~500	TUBING MATERIAL CODE:	SAMPLING EQUIPMENT CODE:
N/A		N/A	~~DBP~~ ~~bm~~ N/A
FIELD DECONTAMINATION: Y (N)	FIELD-FILTERED: Y (N) FILTER SIZE: ____ µm Filtration Equipment Type:		DUPLICATE: Y (N)

SAMPLE CONTAINER SPECIFICATION				SAMPLE PRESERVATION			
SAMPLE ID CODE	# CONTAINERS	MATERIAL CODE	VOL	PRES. USED	TOTAL VOL ADDED IN FIELD (mL)	FINAL PH*	INTENDED ANALYSIS
17S2CC-EQB1	2	CG	40 mL	HCl	-	N/A	8260 AP1 LOW
17S2CC-EQB1	2	CG	40 mL	4°C	-	N/A	8011 EDB
17S2CC-EQB1	1	PE	250 mL	HNO3	-	*	Iron, Mercury, Sodium
17S2CC-EQB1	1	PE	250 mL	H2SO4	-	*	Ammonia Nitrogen
17S2CC-EQB1	1	PE	250 mL	4°C	-	N/A	Chlorides, Nitrate, TDS

REMARKS:

- Verified Sample pH as <2 or >12 (as applicable) at MW-11
- ** Screened interval referenced is depth below Top of Casing

Sky Conditions: scattered Ambient Air Temperature: 36°C
Approx. Wind Speed and Direction: <3 mph

Grundfos Settings: — HZ Peristaltic Setting: —
Bladder Pump: CPM — Refill/Discharge — sec Pressure — PSI
Total Tubing Length: — feet (New Tubing)

COMMENTS: Total Well Depth = — **by** — **date** —

New lab bottle blank. Zeph. Dist. Water Lot # 0503171 23WF233
No equipment for this site

GROUNDWATER SAMPLING LOG

SITE NAME: Citrus County Central Class I LF		SITE LOCATION: Lecanto, Florida	
WELL NO: MW-3	WELL WACS NO: 150	SAMPLE ID: 17S2CC-3	DATE: 7/20/17

PURGING DATA

WELL DIAMETER(in):	TUBING DIAMETER (in):	SCREEN LENGTH: 20 ft ft From 98.65 ft to 118.65 ft **	STATIC DEPTH TO WATER (feet): water level is below top of pump	PURGE PUMP TYPE:
2" PVC	3/8"			Dedicated BP

WELL VOLUME PURGE: 1 WELL VOLUME = (TOTAL WELL DEPTH – STATIC DEPTH TO WATER) X WELL CAPACITY

1 WELL VOLUME = (118.65 feet – 114.55 ** feet) X 0.16 gallons/foot = 0.7 gallons

Water Level measured with: MPM-GNV-01

PURGE METHOD: ~~2.5~~ 5 lpm

EQUIPMENT VOLUME PURGE: 1 EQUIPMENT VOL. = PUMP VOLUME + (TUBING CAPACITY X TUBING LENGTH) + FLOW CELL VOLUME
(only fill out if applicable)

1 = **0.15** gallons + (**0.006** gallons/foot X 125 feet) + **0.123** gallons = 1.0 gallons

INITIAL PUMP OR TUBING DEPTH IN WELL (feet): 117	FINAL PUMP OR TUBING DEPTH IN WELL (feet): 117	PURGING INITIATED AT: 1125	PURGING ENDED AT: 1245	TOTAL VOLUME PURGED (gallons): 3.0

TIME	VOLUME PURGED (gallons)	CUMUL. VOLUME PURGED (gallons)	PURGE RATE (gpm)	DEPTH TO WATER (feet)	pH (standard units)	TEMP. (°C)	COND. (µS/cm)	DISSOLVED OXYGEN (mg/L)	TURBIDITY (NTUs)	COLOR (describe)	ODOR	ORP (mVolts)
1218	2.0	2.0	0.03	**	4.86	24.5	104	4.90	0.67	None Clear	None	288.8
1245	1.0	3.0	↓	**	4.75	24.6	155	4.36	0.52	↓	↓	292.5
				** below top of pump				(114.55)				

SAMPLING DATA

SAMPLED BY (Print) / AFFILIATION: Steve Messick / Jones Edmunds & Associates Inc.	SAMPLER(S) SIGNATURES: Steve Messick	SAMPLING INITIATED AT: 1247	SAMPLING ENDED AT: 1256
PUMP OR TUBING DEPTH IN WELL (feet): 117	SAMPLE PUMP VOC Sampling Rate 100-400 ml/min ☑ FLOW RATE Other Samples Rate (mL / min): +/- 145	TUBING MATERIAL CODE: PE	SAMPLING EQUIPMENT CODE: DBP
FIELD DECONTAMINATION: Y (N)	FIELD-FILTERED: Y (N) Filtration Equipment Type: _____ FILTER SIZE: ____ µm		DUPLICATE: Y (N)

SAMPLE CONTAINER SPECIFICATION				SAMPLE PRESERVATION			
SAMPLE ID CODE	# CONTAINERS	MATERIAL CODE	VOL	PRES. USED	TOTAL VOL ADDED IN FIELD (mL)	FINAL PH*	INTENDED ANALYSIS
17S2CC-3	2	CG	40 mL	HCl	-	N/A	8260 AP1 LOW
17S2CC-3	2	CG	40 mL	4°C	-	N/A	8011 EDB
17S2CC-3	1	PE	250 mL	HNO3	-	*	Iron, Mercury, Sodium
17S2CC-3	1	PE	250 mL	H2SO4	-	*	Ammonia Nitrogen
17S2CC-3	1	PE	250 mL	4°C	-	N/A	Chlorides, Nitrate, TDS

REMARKS: water level is below top of pump. Will try to sample use depth to water of 114.55 which is top of pump. Doing dry well purge

- Verified Sample pH as <2 or >12 (as applicable) at MW-11
- ** Screened interval referenced is depth below Top of Casing

Sky Conditions: cloudy Ambient Air Temperature: 36°C
Approx. Wind Speed and Direction: 13 mph

Grundfos Settings: — HZ Peristaltic Setting: —
Bladder Pump: CPM 2 Refill/Discharge 30/10 sec Pressure 60 PSI
Total Tubing Length: — feet (New Tubing)

COMMENTS: Total Well Depth = — **by** — **date** —

** Estimated top of pump 114.55
D.O. is historically high

GROUNDWATER SAMPLING LOG

SITE NAME: Citrus County Central Class I LF		SITE LOCATION: Lecanto, Florida	
WELL NO: MW-7	WELL WACS NO: 179	SAMPLE ID: 17S2CC-7	DATE: 7/20/17

PURGING DATA

WELL DIAMETER(in):	TUBING DIAMETER (in):	SCREEN LENGTH: 20 ft ft From 119.06 ft to 139.06 ft **	STATIC DEPTH TO WATER (feet): 122.82	PURGE PUMP TYPE:
2" PVC	3/8"			Dedicated BP

WELL VOLUME PURGE: 1 WELL VOLUME = (TOTAL WELL DEPTH – STATIC DEPTH TO WATER) X WELL CAPACITY

1 WELL VOLUME = (**139.06** feet – 122.82 feet) X 0.16 gallons/foot = 2.6 gallons

Water Level measured with: MPM-GNV-01

PURGE METHOD: 2.5

EQUIPMENT VOLUME PURGE: 1 EQUIPMENT VOL. = PUMP VOLUME + (TUBING CAPACITY X TUBING LENGTH) + FLOW CELL VOLUME
(only fill out if applicable)

1 = **0.15** gallons + (**0.006** gallons/foot X 148 feet) + **0.123** gallons = 1.16 gallons

INITIAL PUMP OR TUBING DEPTH IN WELL (feet): 138	FINAL PUMP OR TUBING DEPTH IN WELL (feet): 138	PURGING INITIATED AT: 1311	PURGING ENDED AT: 1435	TOTAL VOLUME PURGED (gallons): 5.0

TIME	VOLUME PURGED (gallons)	CUMUL. VOLUME PURGED (gallons)	PURGE RATE (gpm)	DEPTH TO WATER (feet)	pH (standard units)	TEMP. (°C)	COND. (µS/cm)	DISSOLVED OXYGEN (mg/L)	TURBIDITY (NTUs)	COLOR (describe)	ODOR	ORP (mVolts)
1355	2.6	2.6	0.06	129.60	5.10	25.7	99	0.22	1.85	None Clear	None	-2.9
1415	1.2	3.8	↓	133.80	5.08	25.8	98	0.14	1.64	↓	↓	6.2
1435	1.2	5.0	↓	135.29	5.09	25.8	96	0.11	1.11	↓	↓	10.8

SAMPLING DATA

SAMPLED BY (Print) / AFFILIATION:	SAMPLER(S) SIGNATURES:	SAMPLING INITIATED AT:	SAMPLING ENDED AT:
Steve Messick / Jones Edmunds & Associates Inc.	Steve Messick	1437	1445

PUMP OR TUBING DEPTH IN WELL (feet): 138	SAMPLE PUMP VOC Sampling Rate 100-400 ml/min ☑ FLOW RATE Other Samples Rate (mL / min): +/-230	TUBING MATERIAL CODE: PE	SAMPLING EQUIPMENT CODE: DBP
FIELD DECONTAMINATION: Y (N)	FIELD-FILTERED: Y (N) FILTER SIZE: ____ µm Filtration Equipment Type:		DUPLICATE: Y (N)

SAMPLE CONTAINER SPECIFICATION				SAMPLE PRESERVATION			
SAMPLE ID CODE	# CONTAINERS	MATERIAL CODE	VOL	PRES. USED	TOTAL VOL ADDED IN FIELD (mL)	FINAL PH*	INTENDED ANALYSIS
17S2CC-7	2	CG	40 mL	HCl	-	N/A	8260 AP1 LOW
17S2CC-7	2	CG	40 mL	4°C	-	N/A	8011 EDB
17S2CC-7	1	PE	250 mL	HNO3	-	*	Iron, Mercury, Sodium
17S2CC-7	1	PE	250 mL	H2SO4	-	*	Ammonia Nitrogen
17S2CC-7	1	PE	250 mL	4°C	-	N/A	Chlorides, Nitrate, TDS

REMARKS: This well has poor recharge so it historically draws down.

* Verified Sample pH as <2 or >12 (as applicable) at MW-11
** Screened interval referenced as depth below Top of Casing
Sky Conditions: Scattered Ambient Air Temperature: 37°C
Approx. Wind Speed and Direction: <3 mph

Grundfos Settings: — HZ Peristaltic Setting: —
Bladder Pump: CPM 2 Refill/Discharge 20/10 sec Pressure 65 PSI
Total Tubing Length: — feet (New Tubing)

COMMENTS: Total Well Depth = — **by** — **date** —

ENVIRONMENTAL CONSERVATION LABORATORIES CHAIN-OF-CUSTODY RECORD

10775 Central Port Dr.
Orlando, FL 32824
(407) 826-5314 Fax (407) 850-6945

4810 Executive Park Court, Suite 111
Jacksonville, FL 32216-6069
(904) 296-3007 Fax (904) 296-6210

102-A Woodwinds Industrial Ct.
Cary, NC 27511
(919) 467-3090 Fax (919) 467-3515

www.encolabs.com

Client Name: Jones Edmunds & Associates, Inc. (JO006)	Project Number: 03860-056-01
Address: 730 N.E.Waldo Road Bldg.A	Project Name/Desc: Citrus Co. LF
City/ST/Zip: Gainesville, FL 32641	PO # / Billing Info:
Tel: (352) 377-5821 / Fax: (352) 377-3166	Reporting Contact: Elizabeth Kennelley
Sampler(s) Name, Affiliation (Print): Steve Meesick, Jones Edmunds & Assoc. Inc.	Billing Contact: Accounts Payable
Sampler(s) Signature: Steve Meesick	Site Location / Time Zone: Lecanto, FL. / EST

Requested Turnaround Times

Note : Rush requests subject to acceptance by the facility

✓ Standard

___ Expedited

Due ___/___/___

Lab Workorder: AA04834

Requested Analyses / Preservation (See Codes) (Combine as necessary)

Item #	Sample ID (Field Identification)	Collection Date	Collection Time	Comp / Grab	Matrix (see codes)	Total # of Containers	Ammonia 350.1	Chloride 300	Iron Total	Mercury Total	Sodium Total	Nitrate as N 300	TDS SM2540C	Appendix I Parameters (6011,6020,Ag,As,Ba,Be,Cd,Co,Cr,Cu,Fe,Hg,Mn,Pb,Sb,Se,Tl,V,Zn,Hg)	Dissolved Metals (Ag/F,Al/F,Ba/F,Be/F,Cd/F,Co/F,Cr/F,Cu/F,Fe/F,Hg/F,Mn/F,Ni/F,Pb/F,Sb/F,Se/F,Tl/F,V/F,Zn/F,Hg/F)	8260B (Bezene,MeCl,VC)	Sample Comments
1	MW-11 (1752CC-11)	7/20/17	0951	G	GW	7	✓	✓	✓	✓	✓	✓	✓	✓		✓	
2	MW-12 (1752CC-12)	↓	1039	G	GW	7	✓	✓	✓	✓	✓	✓	✓	✓		✓	
3	EQUBLK#1 (1752CC-EQB1)		1055	G	O	7	✓	✓	✓	✓	✓	✓	✓	✓		✓	New lab bottle blank w/distilled water
4	MW-3 (1752CC-3)		1247	G	GW	7	✓	✓	✓	✓	✓	✓	✓	✓		✓	
5	MW-7 (1752CC-7)		1437	G	GW	7	✓	✓	✓	✓	✓	✓	✓	✓		✓	
6	Trip Blank#3 (1752CC-TB3)		—	—	O	2										✓	QA/QC

S. Meesick

<-- Total # of Containers

Sample Kit Prepared By: ECG	Date/Time: 7/11/17 11:00	Relinquished By: [signature]	Date/Time: 7/11/17 11:00	Received By: Steve Meesick	Date/Time: 7/14/17 @ 1400
Comments/Special Reporting Requirements: Samples shipped by Greyhound Bus Priority from Gainesville, FL. to Orlando, FL. / cooler		Relinquished By: Steve Meesick	Date/Time: 7/20/17 @	Received By:	Date/Time:
		Relinquished By:	Date/Time:	Received By:	Date/Time:
		Cooler #'s & Temps on Receipt		Condition Upon Receipt: ___ Acceptable ___ Unacceptable	

Matrix : GW-Groundwater SO-Soil DW-Drinking Water SE-Sediment SW-Surface Water WW-Wastewater A-Air O-Other (detail in comments)

Preservation: I-Ice H-HCl N-HNO3 S-H2SO4 NO-NaOH O-Other (detail in comments)

Note : All samples submitted to ENCO Labs are in accordance with the terms and conditions listed on the reverse of this form, unless prior written agreements exist

Form FD 9000-8: FIELD INSTRUMENT CALIBRATION RECORDS

SITE NAME Citrus County Landfill **DATE** 7/18/17

INSTRUMENT (MAKE/MODEL#) YSI 556 MPS **INSTRUMENT #** YSI - GNV - 03

PARAMETER: *[check only one]*

☐ TEMPERATURE ☐ CONDUCTIVITY ☐ SALINITY ☐ pH ☐ ORP

☐ TURBIDITY ☐ RESIDUAL CI X DO ☐ OTHER _____

STANDARDS: *[Specify the type(s) of standards used for calibration, the origin of the standards, the standard values, and the date the standards were prepared or purchased]*

Standard A **Moist Air Chamber**

Zero D.O. Calibration Check Date 06/29/17 Reference Meter Book Steve - 01

(Zero D. O. checked with standard quarterly)

DATE (yy/mm/dd)	TIME (hr:min)	STD (A, B, C)	STD VALUE (mg/L)	Temper-ature (Deg C)	INSTRUMENT RESPONSE (mg/L)	(+/- 0.3 mg/L) DEV	CALIBRATED (YES, NO)	TYPE (INIT, CONT)	SAMPLER INITIALS
17/07/18	1051	A	7.53	30.2	7.84/7.51	0.04	Yes	Init.	sm
↓	1608	A	7.91	27.4	7.97	0.06	Yes	Cont.	sm
17/07/19	0912	A	7.63	29.4	8.20/7.68	0.05	Yes	Init.	sm
↓	1557	A	7.87	27.7	7.95	0.08	Yes	Cont.	sm
17/07/20	0905	A	7.62	29.5	7.27/7.64	0.02	Yes	Init.	sm
↓	1454	A	7.78	28.3	7.89	0.11	Yes	Cont.	sm

FT 1100 Field Measurement of Hydrogen Ion Activity (pH)

Form FD 9000-8: FIELD INSTRUMENT CALIBRATION RECORDS

SITE NAME Citrus County Landfill **DATE** 7/18/17

INSTRUMENT (MAKE/MODEL#) YSI 556 MPS **INSTRUMENT #** YSI - GNV - 03

Instrument Gain -5.170 **Date Determined** 7/18/17 (Acceptable Gain = Acceptable Slope)

(Range -5.597 to -4.579 acceptable) (Check Instrument Gain at the beginning of each week)

PARAMETER: *[check only one]*

☐ TEMPERATURE ☐ CONDUCTIVITY ☐ SALINITY X pH ☐ ORP

☐ TURBIDITY ☐ RESIDUAL Cl ☐ DO ☐ OTHER _____

STANDARDS: *[Specify the type(s) of standards used for calibration, the origin of the standards, the standard values, and the date the standards were prepared or purchased]*

Standard A **7.00 SU Lot #** UQ1 **Expiration Date** 10/2018

Standard B **4.01 SU Lot #** U01 **Expiration Date** 12/2018

Standard C **10.00 SU Lot #** UP1 **Expiration Date** 11/2018

Standard D 9.18 **SU Lot #** TR1 **Expiration Date** 09/2017

DATE (yy/mm/dd)	TIME (hr:min)	STD (A, B, C)	STD VALUE (SU)	INSTRUMENT RESPONSE (SU)	(+/- 0.2 SU) DEV	CALIBRATED (YES, NO)	TYPE (INIT, CONT)	SAMPLER INITIALS
17/07/18	1053	A	7.00	6.95/7.00	Ø	Yes	Init.	SM
	1054	B	4.01	3.99/4.01	Ø	Yes	Init.	SM
	1056	C	10.00	9.99/10.00	Ø	Yes	Init.	SM
	1058	D	9.18	9.11	0.07	Yes	Init.	SM
	1610	A	7.00	6.98	0.02	Yes	Cont.	SM
	1611	B	4.01	4.00	0.01	Yes	Cont.	SM
17/07/19	0915	A	7.00	6.98	0.02	Yes	Init.	SM
	0916	B	4.01	4.01	Ø	Yes	Init.	SM
	0917	C	10.00	9.99	0.01	Yes	Init.	SM
	1559	A	7.00	6.97	0.03	Yes	Cont.	SM
	1600	B	4.01	4.00	0.01	Yes	Cont.	SM
	1602	C	10.00	9.97	0.03	Yes	Cont.	SM
17/07/20	0907	A	7.00	7.00	Ø	Yes	Init.	SM
	0908	B	4.01	4.01	Ø	Yes	Init.	SM
	0909	C	10.00	9.99	0.01	Yes	Init.	SM
	1455	A	7.00	6.98	0.02	Yes	Cont.	SM
	1457	B	4.01	3.99	0.02	Yes	Cont.	SM
	1458	C	10.00	9.97	0.03	Yes	Cont.	SM

Form FD 9000-8: FIELD INSTRUMENT CALIBRATION RECORDS

SITE NAME Citrus County Landfill **DATE** 7/18/17

INSTRUMENT (MAKE/MODEL#) YSI 556 MPS **INSTRUMENT #** YSI - GNV - 01

PARAMETER: *[check only one]*

☐ TEMPERATURE ☐ CONDUCTIVITY ☐ SALINITY ☐ pH **X** ORP

☐ TURBIDITY ☐ RESIDUAL Cl ☐ DO ☐ OTHER _____

STANDARDS: *[Specify the type(s) of standards used for calibration, the origin of the standards, the standard values, and the date the standards were prepared or purchased]*

Standard A **Zobell's Solution Mixed Standard** **Expiration Date** ***10/03/17***

Stock Solution Lot # 16M100346 **Expiration Date 2021-12-16**

DATE (yy/mm/dd)	TIME (hr:min)	STD (A, B, C)	STD VALUE (mV)	Temper-ature (Deg C)	INSTRUMENT RESPONSE (mV)	(+/- 10 mV) DEV	CALIBRATED (YES, NO)	TYPE (INIT, CONT)	SAMPLER INITIALS
17/07/18	1100	A	229.0	24.2	227.1/229.0	Ø	Yes	Init.	SM
↓	1613	A	227.6	25.3	227.1	0.5	Yes	Cont.	SM
17/07/19	0919	A	228.8	24.4	229.9/228.8	Ø	Yes	Init.	SM
↓	1605	A	227.6	25.3	228.5	0.9	Yes	Cont.	SM
17/07/20	0910	A	230.6	23.0	230.6	Ø	Yes	Init.	SM
↓	1459	A	229.1	24.1	228.9	0.2	Yes	Cont.	SM

Form FD 9000-8: FIELD INSTRUMENT CALIBRATION RECORDS

SITE NAME Citrus County LandFill **DATE** 7/18/17

INSTRUMENT (MAKE/MODEL#) YSI 556 MPS **INSTRUMENT #** YSI - GNV - 03

PARAMETER: *[check only one]*

☐ TEMPERATURE X CONDUCTIVITY ☐ SALINITY ☐ pH ☐ ORP

☐ TURBIDITY ☐ RESIDUAL Cl ☐ DO ☐ OTHER _____

STANDARDS: *[Specify the type(s) of standards used for calibration, the origin of the standards, the standard values, and the date the standards were prepared or purchased]*

Standard A **1413 uS/cm Lot #** U21 **Expiration Date** 10/2018

Standard B **447 uS/cm Lot #** U51 **Expiration Date** 08/2018

Standard C **84 uS/cm Lot #** UP1 **Expiration Date** 11/2018

Standard D **8974 uS/cm Lot #** T51 **Expiration Date** 08/2017

DATE (yy/mm/dd)	TIME (hr:min)	STD (A, B, C)	STD VALUE (uS/cm)	INSTRUMENT RESPONSE (uS/cm)	(+/- 5%) DEV	CALIBRATED (YES, NO)	TYPE (INIT, CONT)	SAMPLER INITIALS
17/07/18	1102	A	1413	1430/1413	Ø	Yes	Init.	sm
	1103	B	447	440	<2	Yes	Init.	sm
	1105	C	84	84	Ø	Yes	Init.	sm
	1614	C	84	85	<2	Yes	Cont.	sm
	1616	B	447	445	<1	Yes	Cont.	sm
	1617	A	1413	1409	<1	Yes	Cont.	sm
17/07/19	0921	A	1413	1412	<1	Yes	Init.	sm
	0922	B	447	441	<2	Yes	Init.	sm
	0923	C	84	84	Ø	Yes	Init.	sm
	1607	C	84	85	<2	Yes	Cont.	sm
	1608	B	447	440	<2	Yes	Cont.	sm
	1610	A	1413	1408	<1	Yes	Cont.	sm
	1612	D	8974	8860	<2	Yes	Cont.	sm
17/07/20	0912	A	1413	1412	<1	Yes	Init.	sm
	0913	B	447	440	<2	Yes	Init.	sm
	0914	C	84	86	<3	Yes	Init.	sm
	1501	C	84	85	<2	Yes	Cont.	sm
	1502	B	447	441	<2	Yes	Cont.	sm
	1503	A	1413	1410	<1	Yes	Cont.	sm

Form FD 9000-8: FIELD INSTRUMENT CALIBRATION RECORDS

SITE NAME Citrus County Landfill **DATE** 7/18/17

INSTRUMENT (MAKE/MODEL#) Hach 2100P **INSTRUMENT #** TB-GNV- 01

Instrument Calibration Date: 06/29/17 **Reference Meter Book:** Steve - 01

PARAMETER: *[check only one]*

☐ TEMPERATURE ☐ CONDUCTIVITY ☐ SALINITY ☐ pH ☐ ORP

X TURBIDITY ☐ RESIDUAL Cl ☐ DO ☐ OTHER _____

STANDARDS: *[Specify the type(s) of standards used for calibration, the origin of the standards, the standard values, and the date the standards were prepared or purchased]*

Standard A **Gel Standard** *3.61* **NTU**

Standard B **Gel Standard** *42.7* **NTU**

Standard C **Gel Standard** *439* **NTU**

Standard D **Measurement Cell + Distilled Water <0.25NTU**

DATE (yy/mm/dd)	TIME (hr:min)	STD (A, B, C)	STD VALUE (NTU)	INSTRUMENT RESPONSE (NTU)	(+/- 6.5%) DEV	CALIBRATED (YES, NO)	TYPE (INIT, CONT)	SAMPLER INITIALS
17/07/18	1106	A	3.61	3.65	<2	Yes	Init.	SM
	1106	B	42.7	41.8	<3	Yes	Init.	SM
	1107	D	≤0.25	0.18	—	—	Init.	SM
	1619	A	3.61	3.66	<2	Yes	Cont.	SM
	1620	B	42.7	42.1	<2	Yes	Cont.	SM
	1621	D	≤0.25	0.22	—	—	Cont.	SM
17/07/19	0924	A	3.61	3.67	<2	Yes	Init.	SM
	0924	B	42.7	42.1	<2	Yes	Init.	SM
	0925	D	≤0.25	0.20	—	—	Init.	SM
	1614	A	3.61	3.66	<2	Yes	Cont.	SM
	1615	B	42.7	42.2	<2	Yes	Cont.	SM
	1617	C	439	438	<1	Yes	Cont.	SM
	1617	D	≤0.25	0.22	—	—	Cont.	SM
17/07/20	0916	A	3.61	3.62	<1	Yes	Init.	SM
	0916	B	42.7	42.5	<1	Yes	Init.	SM
	0917	D	≤0.25	0.24	—	—	Init.	SM
	1505	A	3.61	3.63	<1	Yes	Cont.	SM
	1505	B	42.7	42.3	<1	Yes	Cont.	SM
	1506	D	≤0.25	0.23	—	—	Cont.	SM

Form FD 9000-8: FIELD INSTRUMENT CALIBRATION RECORDS

SITE NAME In House Comparison **DATE** 1/05/16

INSTRUMENT (MAKE/MODEL#) YSI 556 MPS **INSTRUMENT #** YSI - GNV - 03

PARAMETER: *[check only one]*

X TEMPERATURE ☐ CONDUCTIVITY ☐ SALINITY ☐ pH ☐ ORP

☐ TURBIDITY ☐ RESIDUAL Cl ☐ DO ☐ OTHER _____

STANDARDS: *[Specify the type(s) of standards used for calibration, the origin of the standards, the standard values, and the date the standards were prepared or purchased]*

Standard A **NIST Thermometer 5.0 °C #2E4826 #94748 Cal Date: 9/21/15**

Standard B **NIST Thermometer 25.0 °C #2E4826 #94748 Exp. Date: 01/05/17**

Standard C **NIST Thermometer 40.0 °C #2E4826**

DATE (yy/mm/dd)	TIME (hr:min)	STD (A, B, C)	STD VALUE (°C)	INSTRUMENT RESPONSE (°C)	(+/- 0.5°C) DEV	CALIBRATED (YES, NO)	TYPE (INIT, CONT)	CALIBRATOR INITIALS
16/01/05	1441	C	40.0	40.1	0.1	yes	Init	SMM
16/01/05	1445	B	25.0	25.1	0.1	yes	Init	SMM
16/01/05	1452	A	5.0	5.1	0.1	yes	Init	SMM

REFERENCE FACTORS FOR FIELD SAMPLING DATA SHEETS

WELL CAPACITY (Gallons Per Foot):

0.75" = 0.02
1" = 0.04
1.25" = 0.06
2" = 0.16
3" = 0.37
4" = 0.65
5" = 1.02
6" = 1.47
12" = 5.88

TUBING INSIDE DIA. CAPACITY (Gal./Ft.):

1/8" = **0.0006**
3/16" = **0.0014**
1/4" = **0.0026**
5/16" = **0.004**
3/8" = **0.006**
1/2" = **0.010**
5/8" = **0.016**

MATERIAL CODES: **AG** = Amber Glass; **CG** = Clear Glass; **PE** = Polyethylene; **PP** = Polypropylene; **S** = Silicone; **T** = Teflon; **O** = Other

SAMPLING/PURGING **APP** = After Peristaltic Pump **B** = Bailer **BP** = Bladder Pump **ESP** = Electric Submersible Pump **PP** = Peristaltic Pump

EQUIPMENT CODES: **RFPP** = Reverse Flow Peristaltic Pump **O** = Other (Specify) **SM** = Straw Method (Tubing Gravity Drain) **VT** = Vacuum Trap

STABILIZATION CRITERIA FOR RANGE OF VARIATION OF LAST THREE CONSECUTIVE READINGS (SEE FS 2212, SECTION 3)

pH: **± 0.2 units**

Temperature: **± 0.2 °C**

Specific Conductance: **± 5%**

Dissolved Oxygen: **all readings ≤ 20% saturation (see Table FS 2200-2)**
optionally, ± 0.2 mg/L or ± 10% (whichever is greater)

Turbidity: **all readings ≤ 20 NTU**
optionally ± 5 NTU or ± 10% (whichever is greater)

gal/min	= ml/min	gal/min	= ml/min	gal/min	= ml/min
0.026	100	0.211	800	0.396	1500
0.053	200	0.238	900	0.423	1600
0.079	300	0.264	1000	0.449	1700
0.106	400	0.291	1100	0.476	1800
0.132	500	0.317	1200	0.502	1900
0.159	600	0.343	1300	0.528	2000
0.185	700	0.370	1400		

GENERAL SAMPLING NOTES AND CONVENTIONS

1. All sampling was performed according to the FDEP Standard Operating Procedures as listed in DEP-SOP-001/01 (Field Procedures) dated March 31, 2008 (Effective 12/3/08).

2. Field cleaning and decontamination has been done in accordance with DEP-SOP-001/01 (Field Procedures), FC-1000.

3. Tubing and filter cartridge lot numbers for all sampling points and wells are the same as those listed for that tubing type on the Equipment Blank data form(s) covering that equipment system.

4. Tubing suppliers/manufacturers are named in the following list:

• HDPE disposable tubing	US Plastics
• Tygon tubing	Cole Parmer
• Norprene tubing	Cole Parmer
• Silicon tubing	Cole Parmer

5. Field instrument calibrations were conducted in accordance with DEP-SOP-001/01 (Field Procedures), FT1000.

6. Calibration solution and gas suppliers are named in the following list:

• pH calibration solutions	Cole Parmer/Oakton
• Conductivity calibration solutions	Cole Parmer/Oakton
• Dissolved Oxygen probe membranes	YSI
• ORP calibration solutions	YSI
• Turbidity calibration solutions/gel standards	Hach
• TVA calibration gas cylinders	Praxair
• Eagle RKI calibration gas cylinders	Praxair

7. All samples collected were grab samples.

8. All sample containers requiring added preservative were supplied pre-preserved from the laboratory. No additional preservative was added in the field.

9. A combination of a front-bumper-mounted gasoline generator and an electric air compressor or compressed nitrogen are used to power the Grundfos electric submersible pump and bladder pump systems, as appropriate.

10. Screened intervals are assumed to be at the bottom of all monitoring wells sampled.

11. Well purge method indications on the field data sheets correspond to DEP-SOP-001/01 (Field Procedures), FS2000 sections as indicated below:

Data Sheet Designation	SOP Designation
2.3	FS 2212.2.3
2.4	FS 2212.2.4
2.5	FS 2212.2.5
2222 or 3.7.1	FS 2222 or 2212.3.7.1
Private	FS 2215.1 & 2215.2 (Jones Edmunds SOP for private well sampling)

Comments or Exceptions

_____

_____

_____

ATTACHMENT 7

HISTORICAL DATA SUMMARY

ALL DATA
CITRUS COUNTY CENTRAL LANDFILL
JANUARY 2013 THROUGH JULY 2017

PARAMETER		CONDUC-TIVITY (FIELD)	DISSOLVED OXYGEN (FIELD)	GROUND-WATER ELEVATION	pH (FIELD)	REDOX POTENTIAL	TEMPER-ATURE (FIELD)	TURBIDITY (FIELD)	AMMONIA NITROGEN	CHLORIDE	NITRATE NITROGEN	TOTAL DISSOLVED SOLIDS	ANTIMONY	ANTIMONY, DISSOLVED	ARSENIC
STANDARD		(1)	(1)	(1)	6.5-8.5 S.U.**	(1)	(1)	(1)	2.8 mg/L***	250 mg/L**	10 mg/L*	500 mg/L**	6 µg/L*	6 µg/L*	10 µg/L*
UNITS		uS/cm	ppm	ft, NGVD	S.U.	mV	deg C	NTU	mg/L	mg/L	mg/L	mg/L	µg/L	µg/L	µg/L
Background															
MW-3	01/22/2013	-	-	8.09	-	-	-	-	<0.026	9.5	3.1	42	<2.3	-	<1.3
MW-3	07/16/2013	-	-	8.06	-	-	-	-	0.031 I	7.9	2.2	38	<2.3	-	<1.3
MW-3	01/22/2014	44	3.48	6.86	4.86	-	19.5	0.55	<0.026	7.6	1.2	8	<2.3	-	<1.3
MW-3	07/22/2014	67	1.37	6.90	4.88	-	26.2	4.6	0.14 J	8.8	3	46	<2.3	-	<1.3
MW-3	01/21/2015	56	4.15	7.77	4.70	-	22.0	0.51	0.11	10	5.8	66	<2.3	-	<1.3
MW-3	07/22/2015	71	3.95	6.31	4.65	-	25.6	1.81	<0.1	7.7	1.7	54	<2.3	-	<1.3
MW-3	03/22/2016	58	3.36	7.98	4.58	159	22.4	1.7	<0.1	7.7	3.7	28	<0.5	-	<1.5
MW-3	07/26/2016	64	3.9	6.98	4.63	170	23.7	1.21	<0.1	8.0	1.80	40	<0.5	-	<1.5
MW-3	01/24/2017	82	6.13	6.93	4.93	339.5	21.5	0.19	<0.0073	12	11	120	<2.50	-	<6.10
MW-3	07/20/2017	155	4.36	-	4.75	292.5	24.6	0.52	<0.0073	12	11	120	<2.50	-	<6.10
MW-7	01/22/2013	85	0.19	8.06	5.29	-	23.5	1.28	0.042 I	4.9	<0.1	54	<2.3	-	9.1
MW-7	07/16/2013	100	0.27	6.42	4.2	-	25.4	1.2	0.046 I	4.9	<0.1	46	<2.3	-	11
MW-7	01/22/2014	81	0.14	6.80	5.24	-	22.8	1.11	0.039 I	4.8	<0.1	42	<2.3	-	8.5
MW-7	07/22/2014	118	0.15	8.69	5.15	-	25.6	0.97	0.28	4.6	<0.1	66	<2.3	-	7.7
MW-7	01/21/2015	109	0.38	7.25	5.00	-	24.2	1.56	0.13	5.6	<0.1	58	<2.3	-	6.4
MW-7	07/22/2015	105	1.02	6.27	5.02	-	27.3	1.13	<0.1	6.2	<0.01	56	<2.3	-	7.7
MW-7	03/23/2016	80	0.62	7.82	5.03	16.0	23.3	1.3	<0.1	7.3	<0.01	50	<0.5	-	8.4
MW-7	07/26/2016	107	0.17	6.77	4.94	-48	25.7	3.58	<0.1	6.7	0.02 J	60	<0.5	-	7.6
MW-7	01/24/2017	100	1.02	6.81	5.24	132.5	22.9	1.05	0.013 I	6.5	<0.052	76	<2.50	-	7.34 I
MW-7	07/20/2017	96	0.11	5.65	5.09	10.8	25.8	1.11	0.032	5.2	<0.052	52	<2.50	-	<6.10
Compliance															
MW-10	01/24/2013	44	0.62	7.49	4.36	-	22.6	31.2	<0.026	6.7	<0.1	12	<2.3	<2.3	1.6 I
MW-10	07/16/2013	58	0.29	6.58	4.35	-	24.7	35.3	<0.026	6.5	<0.1	16	<2.3	<2.3	2.3 I
MW-10	01/21/2014	46	0.31	6.67	4.59	-	22.6	23.4	<0.026	6.3	<0.1	34	<2.3	<2.3	1.9 I
MW-10	07/22/2014	58	0.42	6.57	4.32	-	24.5	32.3	0.056	6.4	<0.1	20	<2.3	<2.3	2.3 I
MW-10	01/20/2015	55	1.53	7.22	4.48	-	22.7	23.5	0.16	6.5	<0.1	36	<2.3	<2.3	2.2 I
MW-10	07/22/2015	55	0.58	6.13	4.38	-	24.3	58.1	<0.1	6.1	0.016 I	28	<2.3	<2.3	1.8 I
MW-10	03/22/2016	61	0.87	7.25	4.28	35.5	22.6	48.1	<0.1	5.9	<0.01	22	<0.5	<2.3	3.1
MW-10	07/27/2016	50	0.35	6.37	4.37	-3.8	24.2	95.4	<0.1	5.9	<0.01	46	<0.5	<0.5	3.5
MW-10	01/25/2017	51	0.28	6.48	4.81	8.7	23.2	109	<0.0073	5.3	<0.052	56	<2.50	<2.50	<6.10
MW-10	07/19/2017	49	0.26	5.39	4.71	94.2	23.0	60.5	<0.0073	4.5 I	<0.052	52	<2.50	<2.50	<6.10
MW-11	01/23/2013	406	0.27	5.84	6.79	-	23.2	1.41	<0.026	5.8	0.46 I	220	<2.3	-	<1.3
MW-11	07/16/2013	432	0.8	5.69	6.6	-	23.6	2.16	0.05	6	0.24 I	230	<2.3	-	<1.3
MW-11	01/22/2014	485	0.57	5.45	6.99	-	21.7	0.88	0.036 I	6.4	0.31 I	200	<2.3	-	<1.3
MW-11	07/22/2014	485	0.47	5.50	6.79	-	23.6	3.44	0.14	6.7	0.61	240	<2.3	-	<1.3
MW-11	01/20/2015	479	0.87	5.82	6.84	-	20.6	3.95	0.14	7.3	0.38 I	280	<2.3	-	<1.3

ALL DATA
CITRUS COUNTY CENTRAL LANDFILL
JANUARY 2013 THROUGH JULY 2017

PARAMETER		CONDUC-TIVITY (FIELD)	DISSOLVED OXYGEN (FIELD)	GROUND-WATER ELEVATION	pH (FIELD)	REDOX POTENTIAL	TEMPER-ATURE (FIELD)	TURBIDITY (FIELD)	AMMONIA NITROGEN	CHLORIDE	NITRATE NITROGEN	TOTAL DISSOLVED SOLIDS	ANTIMONY	ANTIMONY, DISSOLVED	ARSENIC
STANDARD UNITS		(1) uS/cm	(1) ppm	(1) ft, NGVD	6.5-8.5 S.U.** S.U.	(1) mV	(1) deg C	(1) NTU	2.8 mg/L*** mg/L	250 mg/L** mg/L	10 mg/L* mg/L	500 mg/L** mg/L	6 µg/L* µg/L	6 µg/L* µg/L	10 µg/L* µg/L
MW-11	07/22/2015	488	0.38	5.31	6.87	-	23.6	1.71	0.17 I	8.1	0.33	280	<2.3	-	<1.3
MW-11	03/24/2016	505	0.74	5.64	6.89	38.6	23.2	2.32	<0.1	7.7	0.37	260	<0.5	-	<1.5
MW-11	07/25/2016	478	0.24	5.35	6.84	35	23.9	1.94	<0.1	7.3	0.40	220	<0.5	-	<1.5
MW-11	01/24/2017	473	0.48	5.56	7.08	209.7	23.0	1.17	<0.0073	6.3	<0.052	270	<2.50	-	<6.10
MW-11	07/20/2017	438	0.54	4.81	7.06	140.7	22.8	0.85	<0.0073	5.4	0.46 I	240	<2.50	-	<6.10
MW-12	01/23/2013	456	0.21	5.86	6.76	-	23.5	1.33	0.16	4.9	<0.1	240	<2.3	-	2.2 I
MW-12	07/17/2013	591	0.19	5.69	7	-	24.3	4.48	0.11	4.5	<0.1	290	<2.3	-	2.1 I
MW-12	01/22/2014	457	0.24	5.56	6.93	-	27.1	4.71	0.13	4.9	<0.1	240	<2.3	-	2.1 I
MW-12	07/22/2014	584	0.18	5.50	6.74	-	23.9	3.14	0.3	5.2	<0.1	280	<2.3	-	2.5
MW-12	01/20/2015	565	0.53	5.84	6.75	-	23.5	3.26	0.31	5.9	<0.1	330	<2.3	-	1.8 I
MW-12	07/22/2015	629	0.55	5.36	6.17	-	23.8	3.91	0.28	5.2	<0.01	340	<2.3	-	2.4 I
MW-12	03/24/2016	596	0.98	5.64	6.74	-63.7	23.2	3.01	0.29	5.6	<0.01	310	<0.5	-	2.4 I
MW-12	07/25/2016	628	0.19	5.38	6.58	-64	24.3	2.23	0.38	4.5	<0.01	340	<0.5	-	2.4 I
MW-12	01/24/2017	597	0.25	5.64	6.83	-85.3	23.1	2.53	0.50	3.4 I	<0.052	340	<2.50	-	<6.10
MW-12	07/20/2017	633	0.11	4.83	6.73	-125.3	23.2	2.56	0.37	3.7 I	<0.052	380	<2.50	-	<6.10
MW-13	01/23/2013	70	0.47	6.14	5.03	-	23.1	3.53	0.029 I	5.8	<0.1	16	<2.3	-	3.6
MW-13	07/17/2013	83	0.25	5.65	5.15	-	23.9	3.29	<0.026	5.5	<0.1	48	<2.3	-	3.6
MW-13	01/22/2014	80	0.41	5.62	5.15	-	22.7	1.84	0.026 I	5.6	<0.1	24	<2.3	-	4.4
MW-13	07/23/2014	84	0.50	5.63	5.05	-	23.7	4.69	0.51 J	5.7	<0.1	40	<2.3	-	4.3
MW-13	01/20/2015	81	0.68	6.00	5.30	-	23.2	4.34	0.15	5.9	<0.1	54	<2.3	-	4.2
MW-13	07/22/2015	79	0.90	5.40	5.06	-	23.8	2.81	<0.1	5.7	<0.01	36	<2.3	-	3.9
MW-13	03/23/2016	49	0.68	6.25	5.04	11.8	23.6	3.41	<0.1	5	0.013 I	24	<0.5	-	4.4
MW-13	07/26/2016	66	0.32	5.59	4.89	-5	23.7	4.32	<0.1	5.1	0.026	36	<0.5	-	4.5
MW-13	01/24/2017	68	0.41	5.70	5.42	72.7	23.0	2.34	<0.0073	4.3 I	<0.052	60	<2.50	-	<6.10
MW-13	07/18/2017	66	0.16	4.96	5.31	59.4	22.4	1.42	<0.0073	3.8 I	<0.052	54	<2.50	-	<6.10
MW-14	01/23/2013	467	0.42	5.81	6.65	-	21.6	4.18	0.032 I	3.6	<0.1	260	<2.3	-	<1.3
MW-14	02/20/2013	496	0.49	5.51	6.83	-	22.6	1.7	-	-	-	-	-	-	-
MW-14	07/17/2013	529	0.33	5.71	6.94	-	23.8	0.73	<0.026	3.6	<0.1	270	<2.3	-	<1.3
MW-14	01/21/2014	431	0.10	5.46	6.91	-	22.9	4.93	0.034 I	3.5	<0.1	280	<2.3	-	<1.3
MW-14	07/23/2014	508	0.44	5.45	6.70	-	23.4	2.3	0.53	3.7	<0.1	260	<2.3	-	<1.3
MW-14	01/20/2015	497	0.39	5.84	6.78	-	23.0	0.79	0.16	3.7	<0.1	290	<2.3	-	<1.3
MW-14	07/22/2015	510	0.24	5.31	6.78	-	23.5	0.81	<0.1	3.5	0.3	280	<2.3	-	<1.3
MW-14	03/23/2016	416	0.56	5.74	6.67	25.0	23.2	0.69	<0.1	3.5	0.079	290	<0.5	-	<1.5
MW-14	07/25/2016	527	0.13	5.40	6.68	100	23.5	3.73	<0.1	3.8	<0.01	290	<0.5	-	<1.5
MW-14	01/23/2017	507	0.34	5.54	6.95	71.8	22.8	0.27	<0.0073	3.5 I	<0.052	300	<2.50	-	<6.10
MW-14	07/18/2017	488	0.40	4.88	6.96	92.2	22.7	0.95	<0.0073	3.2 I	0.080 I	290	<2.50	-	<6.10
MW-15	01/24/2013	48	0.39	6.48	4.69	-	22.1	1.47	0.1	3	<0.1	36	<2.3	-	3.7

ALL DATA
CITRUS COUNTY CENTRAL LANDFILL
JANUARY 2013 THROUGH JULY 2017

PARAMETER		CONDUC-TIVITY (FIELD)	DISSOLVED OXYGEN (FIELD)	GROUND-WATER ELEVATION	pH (FIELD)	REDOX POTENTIAL	TEMPER-ATURE (FIELD)	TURBIDITY (FIELD)	AMMONIA NITROGEN	CHLORIDE	NITRATE NITROGEN	TOTAL DISSOLVED SOLIDS	ANTIMONY	ANTIMONY, DISSOLVED	ARSENIC
STANDARD UNITS		(1) uS/cm	(1) ppm	(1) ft, NGVD	6.5-8.5 S.U.** S.U.	(1) mV	(1) deg C	(1) NTU	2.8 mg/L*** mg/L	250 mg/L** mg/L	10 mg/L* mg/L	500 mg/L** mg/L	6 µg/L* µg/L	6 µg/L* µg/L	10 µg/L* µg/L
MW-15	07/17/2013	50	0.38	5.72	5.14	-	23.3	0.78	0.085	2.8	<0.1	20	<2.3	-	3.7
MW-15	01/22/2014	48	0.19	5.88	5.09	-	26.7	4.33	0.1	2.6	<0.1	12	<2.3	-	3.9
MW-15	07/23/2014	51	0.37	5.80	4.24	-	22.9	3.55	0.67	2.6	<0.1	42	<2.3	-	4.1
MW-15	01/20/2015	51	0.80	6.22	4.55	-	22.5	2.26	0.21	2.8	<0.1	32	<2.3	-	4.1
MW-15	07/23/2015	51	0.65	5.53	4.73	-	22.9	0.69	<0.1	2.7	<0.01	26	<2.3	-	4.1
MW-15	03/23/2016	38	0.50	6.58	4.51	4.8	23.1	0.81	<0.1	3.1	0.018 I	14	<0.5	-	4.5
MW-15	07/25/2016	51	0.15	5.85	4.49	-2.5	23.4	1.83	<0.1	3.2	<0.01	36	<0.5	-	3.8
MW-15	01/23/2017	51	0.17	5.88	4.95	52.6	22.2	0.51	0.037	2.8 I	<0.052	60	<2.50	-	<6.10
MW-15	07/18/2017	50	0.28	5.10	4.86	85.6	22.2	0.77	0.056	2.6 I	<0.052	46	<2.50	-	<6.10
MW-17	01/23/2013	61	0.45	6.05	4.95	-	22.8	2.99	0.23	4.5	<0.1	16	<2.3	-	4
MW-17	07/17/2013	83	0.62	5.76	5.41	-	24.1	3.13	0.1	4.3	<0.1	36	<2.3	-	3.8
MW-17	01/21/2014	76	0.21	5.67	5.30	-	23.3	4.0	0.53	4.1	<0.1	44	<2.3	-	4
MW-17	07/23/2014	105	0.39	5.58	5.18	-	24.1	4.92	1.2	4.8	<0.1	50	<2.3	-	4.6
MW-17	01/20/2015	116	0.78	6.00	5.30	-	23.7	3.23	0.73	4.3	<0.1	64	<2.3	-	4.3
MW-17	07/22/2015	135	0.33	5.42	5.17	-	24.3	2.66	0.56	5	<0.01	68	<2.3	-	4.4
MW-17	03/23/2016	120	0.51	5.87	5.44	-55.7	24.0	4.44	0.3	4.5	0.02	60	<0.5	-	6.5
MW-17	07/25/2016	161	0.14	5.51	5.25	-63	24.7	2.25	0.51	4.6	<0.01	86	<0.5	-	6.5
MW-17	01/23/2017	177	0.18	5.68	5.65	-42.9	23.6	0.51	0.63	3.6 I	<0.052	110	<2.50	-	<6.10
MW-17	07/18/2017	182	0.27	4.94	5.60	-34.2	23.3	1.53	0.60	3.0 I	<0.052	120	<2.50	-	<6.10
MW-20	01/22/2013	523	0.15	7.64	6.15	-	23.9	4.18	0.66	33	<0.1	280	<2.3	-	7.9
MW-20	07/16/2013	420	0.48	6.36	5.39	-	26.1	2.63	0.71	31	<0.1	180	<2.3	-	6.9
MW-20	01/22/2014	372	0.22	6.65	5.94	-	22.8	1.53	0.74	30	<0.1	160	<2.3	-	8.5
MW-20	07/22/2014	350	0.10	6.76	5.67	-	25.7	1.78	1.2	29	<0.1	160	<2.3	-	8
MW-20	01/21/2015	419	1.1	7.03	5.91	-	24.3	2.83	0.95	31	<0.1	210	<2.3	-	7
MW-20	07/22/2015	410	0.27	6.21	5.68	-	25.3	4.29	0.24 I	29	<0.01	190	<2.3	-	7.7
MW-20	03/22/2016	689	0.41	7.31	5.92	-49	24.9	1.82	0.67 J	41	<0.01	240	<0.5	-	8.8
MW-20	07/26/2016	700	0.10	6.47	6.12	-106	25.8	2.48	0.65	39	0.066	260	<0.5	-	8.2
MW-20	01/25/2017	728	0.20	6.71	6.26	-87.1	25.2	1.05	0.95	43	<0.052	220	<2.50	-	8.62 I
MW-20	07/19/2017	694	0.05	5.58	6.22	-85.1	24.5	2.25	0.84	39	<0.052	300	<2.50	-	<6.10
MW-21	01/22/2013	62	0.32	7.41	4.74	-	23	21.8	1.6	4.8	<0.1	28	<2.3	<2.3	3
MW-21	07/16/2013	62	0.33	6.91	3.91	-	25.5	52.5	1.2	4.5	<0.1	22	<2.3	<2.3	2.8
MW-21	01/21/2014	75	0.34	6.70	4.74	-	22.5	37.9	1.7	4.7	<0.1	56	<2.3	<2.3	3.7
MW-21	07/22/2014	77	0.48	6.61	4.57	-	24.8	33.1	2.5	4.4	<0.1	42	<2.3	<2.3	3.4
MW-21	01/20/2015	97	0.97	7.14	4.54	-	23.5	27.2	2	4.5	<0.1	64	<2.3	<2.3	3.3
MW-21	07/23/2015	113	0.87	6.13	4.20	-	24.5	55.8	2	4.4	<0.01	78	<2.3	<2.3	3.6
MW-21	03/22/2016	109	0.42	7.14	4.64	29.8	23.3	14.2	1.8	4.5	<0.01	20	<0.5	<2.3	4.8
MW-21	07/27/2016	97	0.35	6.33	4.61	1.4	25.2	19.4	1.7 J	3.8	0.013 I	44	<0.5	<0.5	4.4
MW-21	01/25/2017	159	0.34	6.58	5.10	29.2	24.0	23.3	1.4	3.6 I	<0.052	92	<2.50	<2.50	<6.10

ALL DATA
CITRUS COUNTY CENTRAL LANDFILL
JANUARY 2013 THROUGH JULY 2017

PARAMETER		CONDUC-TIVITY (FIELD)	DISSOLVED OXYGEN (FIELD)	GROUND-WATER ELEVATION	pH (FIELD)	REDOX POTENTIAL	TEMPER-ATURE (FIELD)	TURBIDITY (FIELD)	AMMONIA NITROGEN	CHLORIDE	NITRATE NITROGEN	TOTAL DISSOLVED SOLIDS	ANTIMONY	ANTIMONY, DISSOLVED	ARSENIC
STANDARD		(1)	(1)	(1)	6.5-8.5 S.U.**	(1)	(1)	(1)	2.8 mg/L***	250 mg/L**	10 mg/L*	500 mg/L**	6 µg/L*	6 µg/L*	10 µg/L*
UNITS		uS/cm	ppm	ft, NGVD	S.U.	mV	deg C	NTU	mg/L	mg/L	mg/L	mg/L	µg/L	µg/L	µg/L
MW-21	07/19/2017	112	0.11	5.44	4.95	-26.2	23.5	31.2	1.3	3.7 I	<0.052	40	<2.50	<2.50	<6.10
Assessment															
MW-18	01/24/2013	49	1.57	7.62	4.79	-	20.3	47.2	-	-	-	-	-	-	-
MW-18	07/16/2013	58	0.9	8.22	3.9	-	24.1	12	-	-	-	-	-	-	-
MW-18	01/22/2014	42	1.77	6.85	4.95	-	20.5	31.9	-	-	-	-	-	-	-
MW-18	07/22/2014	54	1.28	6.81	4.54	-	24.3	13	-	-	-	-	-	-	-
MW-18	01/21/2015	49	2.27	7.63	4.79	-	23.1	19.4	-	-	-	-	-	-	-
MW-18	07/23/2015	47	0.99	6.43	4.75	-	25.2	55.1	-	-	-	-	-	-	-
MW-18	03/23/2016	38	2.37	7.47	4.63	83.4	22.0	34.8	-	-	-	-	-	-	-
MW-18	07/27/2016	46	1.74	6.56	4.56	127	24.4	11.2	-	-	-	-	-	-	-
MW-18	01/25/2017	43	0.72	6.73	5.09	248.1	23.1	82.7	-	-	-	-	-	-	-
MW-18	07/19/2017	40	0.72	5.44	5.01	251.9	23.2	125	-	-	-	-	-	-	-
MW-19	01/23/2013	71	0.55	7.54	5.69	-	23	3.45	-	-	-	-	-	-	-
MW-19	07/17/2013	69	1.41	6.7	5.76	-	23.9	3.52	-	-	-	-	-	-	-
MW-19	01/22/2014	74	0.81	6.69	6.11	-	22.7	1.91	-	-	-	-	-	-	-
MW-19	07/22/2014	67	0.53	6.62	5.59	-	23.8	3.9	-	-	-	-	-	-	-
MW-19	01/21/2015	67	0.82	7.26	5.54	-	23.3	2.12	-	-	-	-	-	-	-
MW-19	02/17/2015	73	0.6	7.37	5.42	-	22.9	0.78	-	-	-	-	-	-	-
MW-19	07/23/2015	100	0.38	6.18	5.63	-	23.8	3.83	-	-	-	-	-	-	-
MW-19	03/23/2016	84	0.66	7.29	5.40	25.3	23.1	2.96	-	-	-	-	-	-	-
MW-19	07/26/2016	123	0.37	6.41	5.44	40	24.1	4.43	-	-	-	-	-	-	-
MW-19	08/17/2016	104	0.15	6.64	5.27	52.7	24.3	3.8	6.6	5.5	-	40	-	-	-
MW-19	01/25/2017	118	0.33	6.52	5.74	120.6	23.0	5.99	<0.0073	4.9 I	-	-	-	-	-

LEGEND

*	=Primary Drinking Water Standard	I	= Value is between the Method Detection Level (MDL) and the Reporting Detection Level (RDL)
**	=Secondary Drinking Water Standard	J	= Estimated value
***	=Chapter 62-777 - Groundwater Cleanup Target Level (GCTL)	V	= Analyte found in associated method blank
(1)	=No Standard	Q	= Estimated value; analyte analyzed after acceptable holding time
-	=Not Analyzed		

ALL DATA
CITRUS COUNTY CENTRAL LANDFILL
JANUARY 2013 THROUGH JULY 2017

PARAMETER		ARSENIC, DISSOLVED	BARIUM	BARIUM, DISSOLVED	BERYLLIUM	BERYLLIUM, DISSOLVED	CADMIUM	CADMIUM, DISSOLVED	CHROMIUM	CHROMIUM, DISSOLVED	COBALT	COBALT, DISSOLVED	COPPER	COPPER, DISSOLVED	IRON
STANDARD UNITS		10 µg/L* µg/L	2000 µg/L* µg/L	2000 µg/L* µg/L	4 µg/L* µg/L	4 µg/L* µg/L	5 µg/L* µg/L	5 µg/L* µg/L	100 µg/L* µg/L	100 µg/L* µg/L	140µg/L*** µg/L	140µg/L*** µg/L	1000 µg/L** µg/L	1000 µg/L** µg/L	300 µg/L** µg/L
Background															
MW-3	01/22/2013	-	17	-	<0.25	-	0.27 I	-	<2.5	-	0.43 I	-	34	-	<33
MW-3	07/16/2013	-	16	-	<0.25	-	0.27 I	-	<2.5	-	0.47 I	-	40	-	<33
MW-3	01/22/2014	-	16	-	<0.25	-	0.14 I	-	<2.5	-	0.56	-	28	-	<33
MW-3	07/22/2014	-	17	-	<0.25	-	0.44 I	-	<2.5	-	0.56	-	48	-	100
MW-3	01/21/2015	-	15	-	<0.25	-	0.29 I	-	<2.5	-	0.4 I	-	27	-	<33
MW-3	07/22/2015	-	12	-	<0.25	-	0.61	-	<2.5	-	0.35 I	-	49	-	<33
MW-3	03/22/2016	-	29	-	<0.17	-	0.24 I	-	<1.6	-	0.58	-	71	-	34 I
MW-3	07/26/2016	-	18	-	<0.17	-	0.16 I	-	<1.6	-	0.44 I	-	43	-	<25
MW-3	01/24/2017	-	31.1 I	-	<0.940	-	<0.900	-	<4.50	-	<2.10	-	57.7	-	<38.0
MW-3	07/20/2017	-	36.2 I	-	<0.940	-	<0.900	-	<4.50	-	<2.10	-	88.9	-	<38.0
MW-7	01/22/2013	-	16	-	<0.25	-	<0.095	-	<2.5	-	0.84	-	<1.1	-	1400
MW-7	07/16/2013	-	19	-	<0.25	-	<0.095	-	<2.5	-	1.1	-	1.2 I	-	2000
MW-7	01/22/2014	-	17	-	<0.25	-	<0.095	-	<2.5	-	1	-	2 I	-	1800
MW-7	07/22/2014	-	18	-	<0.25	-	<0.095	-	<2.5	-	1.1	-	<1.1	-	2300
MW-7	01/21/2015	-	16	-	<0.25	-	<0.095	-	<2.5	-	1	-	<1.1	-	1900
MW-7	07/22/2015	-	19	-	<0.25	-	<0.095	-	<2.5	-	1.3	-	5.6	-	2300
MW-7	03/23/2016	-	18	-	<0.17	-	<0.15	-	<1.6	-	1.3	-	17	-	2100
MW-7	07/26/2016	-	17	-	<0.17	-	<0.15	-	<1.6	-	1.2	-	16	-	2500
MW-7	01/24/2017	-	<20.0	-	<0.940	-	<0.900	-	<4.50	-	<2.10	-	17.6	-	1030
MW-7	07/20/2017	-	<20.0	-	<0.940	-	<0.900	-	<4.50	-	<2.10	-	5.54 I	-	1740
Compliance															
MW-10	01/24/2013	<1.3	84	2.8 I	<0.25	<0.25	0.19 I	<0.095	7.9	<2.5	0.5	0.47 I	<1.1	<1.1	3700
MW-10	07/16/2013	2.1 I	28	2.7 I	<0.25	<0.25	0.21 I	<0.095	<2.5	<2.5	0.47 I	0.43 I	<1.1	<1.1	5900
MW-10	01/21/2014	1.7 I	83	2.9 I	<0.25	<0.25	0.31 I	<0.095	6.3	<2.5	0.46 I	0.41 I	<1.1	<1.1	5300
MW-10	07/22/2014	2.3 I	57 J	9.8	<0.25	<0.25	0.3 I	<0.095	3.8 I	<2.5	0.4 I	0.41 I	<1.1	<1.1	5200
MW-10	01/20/2015	1.8 I	91	2.9 I	<0.25	<0.25	0.19 I	<0.095	6.5	<2.5	0.38 I	0.42 I	<1.1	<1.1	5100
MW-10	07/22/2015	1.6 I	33	3.4 I	<0.25	<0.25	0.2 I	<0.095	<2.5	<2.5	0.35 I	0.33 I	<1.1	<1.1	5000
MW-10	03/22/2016	1.9 I	200	27	0.18 I	<0.25	0.54	<0.095	15	<2.5	0.6	0.46 I	2.1 I	1.3 I	5800
MW-10	07/27/2016	1.8 I	300	32	<0.17	<0.17	0.57	<0.15	22	2.4 I	0.37 I	0.30 I	2.3 I	<1.7	5900
MW-10	01/25/2017	<6.10	209	<20.0	<0.940	<0.940	<0.900	<0.900	11.7	<4.50	<2.10	4.32 I	2.38 I	<2.20	5100
MW-10	07/19/2017	<6.10	197	<20.0	<0.940	<0.940	<0.900	<0.900	11.7	<4.50	<2.10	2.26 I	<2.20	<2.20	5150
MW-11	01/23/2013	-	18	-	<0.25	-	<0.095	-	<2.5	-	<0.15	-	<1.1	-	<33
MW-11	07/16/2013	-	18	-	<0.25	-	<0.095	-	<2.5	-	<0.15	-	6	-	37 I
MW-11	01/22/2014	-	23	-	<0.25	-	<0.095	-	<2.5	-	<0.15	-	<1.1	-	<33
MW-11	07/22/2014	-	22	-	<0.25	-	<0.095	-	<2.5	-	0.2 I	-	<1.1	-	<33
MW-11	01/20/2015	-	22	-	<0.25	-	<0.095	-	3 I	-	<0.15	-	<1.1	-	73 I

ALL DATA
CITRUS COUNTY CENTRAL LANDFILL
JANUARY 2013 THROUGH JULY 2017

PARAMETER		ARSENIC, DISSOLVED	BARIUM	BARIUM, DISSOLVED	BERYLLIUM	BERYLLIUM, DISSOLVED	CADMIUM	CADMIUM, DISSOLVED	CHROMIUM	CHROMIUM, DISSOLVED	COBALT	COBALT, DISSOLVED	COPPER	COPPER, DISSOLVED	IRON
STANDARD UNITS		10 µg/L* µg/L	2000 µg/L* µg/L	2000 µg/L* µg/L	4 µg/L* µg/L	4 µg/L* µg/L	5 µg/L* µg/L	5 µg/L* µg/L	100 µg/L* µg/L	100 µg/L* µg/L	140µg/L*** µg/L	140µg/L*** µg/L	1000 µg/L** µg/L	1000 µg/L** µg/L	300 µg/L** µg/L
MW-11	07/22/2015	-	28	-	<0.25	-	0.11 I	-	<2.5	-	<0.15	-	<1.1	-	38 I
MW-11	03/24/2016	-	33	-	<0.17	-	<0.15	-	<1.6	-	0.14 I	-	<1.7	-	56 I
MW-11	07/25/2016	-	28	-	<0.17	-	<0.15	-	<1.6	-	0.15 I	-	<1.7	-	100
MW-11	01/24/2017	-	26.8 I	-	<0.940	-	<0.900	-	<4.50	-	<2.10	-	<2.20	-	<38.0
MW-11	07/20/2017	-	<20.0	-	<0.940	-	<0.900	-	<4.50	-	<2.10	-	<2.20	-	<38.0
MW-12	01/23/2013	-	16	-	<0.25	-	<0.095	-	<2.5	-	0.54	-	<1.1	-	2700
MW-12	07/17/2013	-	17	-	<0.25	-	<0.095	-	<2.5	-	0.55	-	<1.1	-	3600
MW-12	01/22/2014	-	16	-	<0.25	-	<0.095	-	<2.5	-	0.26 I	-	<1.1	-	3300
MW-12	07/22/2014	-	15	-	<0.25	-	<0.095	-	<2.5	-	0.62	-	<1.1	-	2700
MW-12	01/20/2015	-	17	-	<0.25	-	<0.095	-	<2.5	-	0.41 I	-	<1.1	-	2900
MW-12	07/22/2015	-	21	-	<0.25	-	<0.095	-	<2.5	-	0.66	-	<1.1	-	4100
MW-12	03/24/2016	-	23	-	<0.17	-	<0.15	-	<1.6	-	0.71	-	<1.7	-	4200
MW-12	07/25/2016	-	31	-	<0.17	-	<0.15	-	<1.6	-	0.71	-	<1.7	-	5800
MW-12	01/24/2017	-	32.6 I	-	<0.940	-	<0.900	-	<4.50	-	<2.10	-	<2.20	-	5440
MW-12	07/20/2017	-	23.6 I	-	<0.940	-	<0.900	-	<4.50	-	<2.10	-	<2.20	-	6620
MW-13	01/23/2013	-	5.4	-	<0.25	-	<0.095	-	<2.5	-	6.1	-	<1.1	-	2700
MW-13	07/17/2013	-	2.8 I	-	<0.25	-	<0.095	-	<2.5	-	6.3	-	<1.1	-	3100
MW-13	01/22/2014	-	2.4 I	-	<0.25	-	<0.095	-	<2.5	-	6.9	-	<1.1	-	3500
MW-13	07/23/2014	-	5.1	-	<0.25	-	<0.095	-	<2.5	-	6.2	-	<1.1	-	3400
MW-13	01/20/2015	-	10	-	<0.25	-	<0.095	-	<2.5	-	6.5	-	2.5 I	-	3700
MW-13	07/22/2015	-	3.5 I	-	<0.25	-	<0.095	-	<2.5	-	6.3	-	<1.1	-	3400
MW-13	03/23/2016	-	6.1	-	<0.17	-	<0.15	-	<1.6	-	5.3	-	<1.7	-	2900
MW-13	07/26/2016	-	5.6	-	<0.17	-	<0.15	-	<1.6	-	4.6	-	<1.7	-	3000
MW-13	01/24/2017	-	<20.0	-	<0.940	-	<0.900	-	<4.50	-	4.83 I	-	<2.20	-	2860
MW-13	07/18/2017	-	<20.0	-	<0.940	-	<0.900	-	<4.50	-	2.34 I	-	<2.20	-	2980
MW-14	01/23/2013	-	14	-	<0.25	-	0.87	-	<2.5	-	1.4	-	<1.1	-	420
MW-14	02/20/2013	-	-	-	-	-	-	-	-	-	-	-	-	-	210
MW-14	07/17/2013	-	12	-	<0.25	-	0.31 I	-	<2.5	-	0.75	-	<1.1	-	62 I
MW-14	01/21/2014	-	14	-	<0.25	-	0.33 I	-	<2.5	-	1.1	-	<1.1	-	150
MW-14	07/23/2014	-	13	-	<0.25	-	0.34 I	-	<2.5	-	0.9	-	<1.1	-	51 I
MW-14	01/20/2015	-	11	-	<0.25	-	0.39 I	-	<2.5	-	0.5	-	<1.1	-	45 I
MW-14	07/22/2015	-	11	-	<0.25	-	0.23 I	-	<2.5	-	0.32 I	-	<1.1	-	35 I
MW-14	03/23/2016	-	11	-	<0.17	-	0.41 I	-	<1.6	-	0.54	-	<1.7	-	72 I
MW-14	07/25/2016	-	12	-	<0.17	-	0.41 I	-	<1.6	-	1.1	-	<1.7	-	85 I
MW-14	01/23/2017	-	<20.0	-	<0.940	-	<0.900	-	<4.50	-	<2.10	-	<2.20	-	<38.0
MW-14	07/18/2017	-	<20.0	-	<0.940	-	<0.900	-	<4.50	-	<2.10	-	<2.20	-	<38.0
MW-15	01/24/2013	-	5	-	<0.25	-	0.24 I	-	<2.5	-	0.38 I	-	<1.1	-	9000

ALL DATA
CITRUS COUNTY CENTRAL LANDFILL
JANUARY 2013 THROUGH JULY 2017

PARAMETER		ARSENIC, DISSOLVED	BARIUM	BARIUM, DISSOLVED	BERYLLIUM	BERYLLIUM, DISSOLVED	CADMIUM	CADMIUM, DISSOLVED	CHROMIUM	CHROMIUM, DISSOLVED	COBALT	COBALT, DISSOLVED	COPPER	COPPER, DISSOLVED	IRON
STANDARD UNITS		10 µg/L* µg/L	2000 µg/L* µg/L	2000 µg/L* µg/L	4 µg/L* µg/L	4 µg/L* µg/L	5 µg/L* µg/L	5 µg/L* µg/L	100 µg/L* µg/L	100 µg/L* µg/L	140µg/L*** µg/L	140µg/L*** µg/L	1000 µg/L** µg/L	1000 µg/L** µg/L	300 µg/L** µg/L
MW-15	07/17/2013	-	4.5 I	-	<0.25	-	0.36 I	-	<2.5	-	0.3 I	-	<1.1	-	7000
MW-15	01/22/2014	-	11	-	<0.25	-	<0.095	-	3.7 I	-	4.1	-	<1.1	-	9800
MW-15	07/23/2014	-	2.9 I	-	<0.25	-	<0.095	-	<2.5	-	0.28 I	-	<1.1	-	7200
MW-15	01/20/2015	-	2.3 I	-	<0.25	-	<0.095	-	<2.5	-	0.24 I	-	<1.1	-	7500
MW-15	07/23/2015	-	1.3 I	-	<0.25	-	<0.095	-	<2.5	-	0.21 I	-	<1.1	-	7200
MW-15	03/23/2016	-	4.3 I	-	0.44 I	-	0.41 I	-	<1.6	-	1.4	-	2.8 I	-	8900
MW-15	07/25/2016	-	1.4 I	-	<0.17	-	0.18 I	-	<1.6	-	0.22 I	-	<1.7	-	8100
MW-15	01/23/2017	-	<20.0	-	<0.940	-	<0.900	-	<4.50	-	<2.10	-	<2.20	-	7290
MW-15	07/18/2017	-	<20.0	-	<0.940	-	<0.900	-	<4.50	-	<2.10	-	<2.20	-	7380
MW-17	01/23/2013	-	7.5	-	<0.25	-	<0.095	-	<2.5	-	5.9	-	<1.1	-	7700
MW-17	07/17/2013	-	13	-	<0.25	-	0.32 I	-	<2.5	-	4.9	-	<1.1	-	8600
MW-17	01/21/2014	-	7	-	<0.25	-	<0.095	-	<2.5	-	4.7	-	<1.1	-	11000
MW-17	07/23/2014	-	13	-	<0.25	-	<0.095	-	<2.5	-	5.8	-	<1.1	-	13000
MW-17	01/20/2015	-	4.9 I	-	<0.25	-	<0.095	-	<2.5	-	6.4	-	<1.1	-	13000
MW-17	07/22/2015	-	2.7 I	-	<0.25	-	<0.095	-	<2.5	-	6.3	-	1.7 I	-	15000
MW-17	03/23/2016	-	10	-	<0.17	-	<0.15	-	<1.6	-	5.7	-	<1.7	-	24000
MW-17	07/25/2016	-	2.4 I	-	<0.17	-	<0.15	-	<1.6	-	5.5	-	<1.7	-	28000
MW-17	01/23/2017	-	<20.0	-	<0.940	-	<0.900	-	<4.50	-	6.43 I	-	<2.20	-	29600
MW-17	07/18/2017	-	<20.0	-	<0.940	-	<0.900	-	<4.50	-	3.75 I	-	<2.20	-	34200
MW-20	01/22/2013	-	32	-	<0.25	-	<0.095	-	<2.5	-	3.8	-	<1.1	-	85000
MW-20	07/16/2013	-	14	-	<0.25	-	0.27 I	-	<2.5	-	2.7	-	<1.1	-	62000
MW-20	01/22/2014	-	19	-	<0.25	-	<0.095	-	<2.5	-	2.3	-	<1.1	-	66000
MW-20	07/22/2014	-	19	-	<0.25	-	<0.095	-	<2.5	-	1.6	-	<1.1	-	50000
MW-20	01/21/2015	-	16	-	<0.25	-	<0.095	-	<2.5	-	2.1	-	<1.1	-	63000
MW-20	07/22/2015	-	13	-	<0.25	-	0.2 I	-	<2.5	-	2.4	-	<1.1	-	67000
MW-20	03/22/2016	-	26	-	<0.17	-	<0.15	-	<1.6	-	3.2	-	<1.7	-	160000
MW-20	07/26/2016	-	22	-	<0.17	-	<0.15	-	<1.6	-	2.5	-	<1.7	-	150000
MW-20	01/25/2017	-	30.8 I	-	<0.940	-	<0.900	-	<4.50	-	2.90 I	-	<2.20	-	127000
MW-20	07/19/2017	-	36.3 I	-	<0.940	-	<0.900	-	<4.50	-	3.93 I	-	<2.20	-	124000
MW-21	01/22/2013	2.9	27	<1.3	<0.25	<0.25	<0.095	<0.095	3.7 I	<2.5	0.54	0.49 I	<1.1	<1.1	1200
MW-21	07/16/2013	2.9	16	<1.3	<0.25	<0.25	<0.095	<0.095	<2.5	<2.5	0.3 I	0.32 I	<1.1	<1.1	740
MW-21	01/21/2014	3.4	47	<1.3	<0.25	<0.25	<0.095	<0.095	6.3	<2.5	0.54	0.44 I	1.2 I	<1.1	1600
MW-21	07/22/2014	2.9	35	2.9 I	<0.25	<0.25	0.17 I	0.18 I	4.2 I	<2.5	0.46 I	0.28 I	<1.1	1.6 I	1200
MW-21	01/20/2015	3.4	33	<1.3	<0.25	<0.25	0.13 I	<0.095	4.2 I	<2.5	0.66	0.57	<1.1	<1.1	1300
MW-21	07/23/2015	3.5	11	<1.3	<0.25	<0.25	0.14 I	<0.095	<2.5	<2.5	2.6	2.4	<1.1	<1.1	1800
MW-21	03/22/2016	4.5	26	3.8 I	<0.17	<0.25	<0.15	<0.095	3.9 I	3.3 I	1.3	1.3	<1.7	<1.1	3000
MW-21	07/27/2016	4.2	26	22	<0.17	<0.17	<0.15	<0.15	3.7 I	3.3 I	1.1	1.2	<1.7	<1.7	1800
MW-21	01/25/2017	<6.10	<20.0	<20.0	<0.940	<0.940	<0.900	<0.900	<4.50	<4.50	<2.10	3.19 I	<2.20	<2.20	5550

ALL DATA
CITRUS COUNTY CENTRAL LANDFILL
JANUARY 2013 THROUGH JULY 2017

PARAMETER		ARSENIC, DISSOLVED	BARIUM	BARIUM, DISSOLVED	BERYLLIUM	BERYLLIUM, DISSOLVED	CADMIUM	CADMIUM, DISSOLVED	CHROMIUM	CHROMIUM, DISSOLVED	COBALT	COBALT, DISSOLVED	COPPER	COPPER, DISSOLVED	IRON
STANDARD UNITS		10 µg/L* µg/L	2000 µg/L* µg/L	2000 µg/L* µg/L	4 µg/L* µg/L	4 µg/L* µg/L	5 µg/L* µg/L	5 µg/L* µg/L	100 µg/L* µg/L	100 µg/L* µg/L	140µg/L*** µg/L	140µg/L*** µg/L	1000 µg/L** µg/L	1000 µg/L** µg/L	300 µg/L** µg/L
MW-21	07/19/2017	<6.10	32.9 I	<20.0	<0.940	<0.940	<0.900	<0.900	5.16 I	<4.50	<2.10	5.28 I	<2.20	<2.20	3790
Assessment															
MW-18	01/24/2013	-	-	-	-	-	-	-	-	-	-	-	-	-	-
MW-18	07/16/2013	-	-	-	-	-	-	-	-	-	-	-	-	-	-
MW-18	01/22/2014	-	-	-	-	-	-	-	-	-	-	-	-	-	-
MW-18	07/22/2014	-	-	-	-	-	-	-	-	-	-	-	-	-	-
MW-18	01/21/2015	-	-	-	-	-	-	-	-	-	-	-	-	-	-
MW-18	07/23/2015	-	-	-	-	-	-	-	-	-	-	-	-	-	-
MW-18	03/23/2016	-	-	-	-	-	-	-	-	-	-	-	-	-	-
MW-18	07/27/2016	-	-	-	-	-	-	-	-	-	-	-	-	-	-
MW-18	01/25/2017	-	-	-	-	-	-	-	-	-	-	-	-	-	-
MW-18	07/19/2017	-	-	-	-	-	-	-	-	-	-	-	-	-	-
MW-19	01/23/2013	-	-	-	-	-	-	-	-	-	-	-	-	-	-
MW-19	07/17/2013	-	-	-	-	-	-	-	-	-	-	-	-	-	-
MW-19	01/22/2014	-	-	-	-	-	-	-	-	-	-	-	-	-	-
MW-19	07/22/2014	-	-	-	-	-	-	-	-	-	-	-	-	-	-
MW-19	01/21/2015	-	-	-	-	-	-	-	-	-	-	-	-	-	-
MW-19	02/17/2015	-	-	-	-	-	-	-	-	-	-	-	-	-	-
MW-19	07/23/2015	-	-	-	-	-	-	-	-	-	-	-	-	-	-
MW-19	03/23/2016	-	-	-	-	-	-	-	-	-	-	-	-	-	-
MW-19	07/26/2016	-	-	-	-	-	-	-	-	-	-	-	-	-	-
MW-19	08/17/2016	-	-	-	-	-	-	-	-	-	-	-	-	-	1100
MW-19	01/25/2017	-	-	-	-	-	-	-	-	-	-	-	-	-	-

LEGEND

*	=Primary Drinking Water Standard	I	= Value is between the Method Detection Level (MDL) and the Reporting Detection Level (RDL)
**	=Secondary Drinking Water Standard	J	= Estimated value
***	=Chapter 62-777 - Groundwater Cleanup Target Level (GCTL)	V	= Analyte found in associated method blank
(1)	=No Standard	Q	= Estimated value; analyte analyzed after acceptable holding time
-	=Not Analyzed		

ALL DATA
CITRUS COUNTY CENTRAL LANDFILL
JANUARY 2013 THROUGH JULY 2017

PARAMETER		IRON, DISSOLVED	LEAD	LEAD, DISSOLVED	MERCURY	MERCURY, DISSOLVED	NICKEL	NICKEL, DISSOLVED	SELENIUM	SELENIUM, DISSOLVED	SILVER	SILVER, DISSOLVED	SODIUM	SODIUM, DISSOLVED	THALLIUM
STANDARD		300 µg/L**	15 µg/L*	15 µg/L*	2 µg/L*	2 µg/L*	100 µg/L*	100 µg/L*	50 µg/L*	50 µg/L*	100 µg/L**	100 µg/L**	160 mg/L*	160 mg/L*	2 µg/L*
UNITS		µg/L	µg/L	µg/L	µg/L	µg/L	µg/L	µg/L	µg/L	µg/L	µg/L	µg/L	mg/L	mg/L	µg/L
Background															
MW-3	01/22/2013	-	3.9	-	<0.091	-	7.2	-	<1	-	0.46 I	-	6.8	-	<0.5
MW-3	07/16/2013	-	4	-	<0.091	-	4.9 I	-	<1	-	<0.25	-	6.8	-	<0.5
MW-3	01/22/2014	-	3.3	-	<0.091	-	3.8 I	-	<1	-	<0.25	-	6.6	-	<0.5
MW-3	07/22/2014	-	2.9	-	<0.091	-	10	-	<1	-	<0.25	-	5.7	-	<0.5
MW-3	01/21/2015	-	3.8	-	<0.091	-	6	-	<1	-	<0.25	-	6.5	-	<0.5
MW-3	07/22/2015	-	2.1	-	<0.091	-	3.5 I	-	<1	-	<0.25	-	4.9	-	<0.5
MW-3	03/22/2016	-	6	-	<0.08	-	5	-	<1	-	<0.1	-	8.9	-	<0.49
MW-3	07/26/2016	-	3.7	-	<0.08	-	3.1 I	-	<1	-	<0.1	-	7.4	-	<0.49
MW-3	01/24/2017	-	5.24	-	<0.0230	-	5.62 I	-	<6.50	-	<0.290	-	8.4	-	<0.580
MW-3	07/20/2017	-	5.57	-	0.0428 I	-	4.10 I	-	<6.50	-	<0.290	-	10.8	-	<0.580
MW-7	01/22/2013	-	0.39 I	-	<0.091	-	5.8	-	<1	-	<0.25	-	10	-	<0.5
MW-7	07/16/2013	-	0.3 I	-	<0.091	-	7.7	-	<1	-	<0.25	-	12	-	<0.5
MW-7	01/22/2014	-	0.24 I	-	<0.091	-	7.5	-	<1	-	<0.25	-	9.8	-	<0.5
MW-7	07/22/2014	-	1.3 I	-	<0.091	-	7.8	-	<1	-	<0.25	-	8.9	-	<0.5
MW-7	01/21/2015	-	0.65 I	-	<0.091	-	8	-	<1	-	<0.25	-	9.3	-	<0.5
MW-7	07/22/2015	-	1.1 I	-	<0.091	-	8.9	-	<1	-	<0.25	-	9.6	-	<0.5
MW-7	03/23/2016	-	1.3 I	-	<0.08	-	9.2	-	<1	-	<0.1	-	11	-	<0.49
MW-7	07/26/2016	-	<0.98	-	<0.08	-	8.4	-	<1	-	<0.1	-	11	-	<0.49
MW-7	01/24/2017	-	2.44 I	-	0.0276 I	-	8.23 I	-	<6.50	-	<0.290	-	9.7	-	<0.580
MW-7	07/20/2017	-	<1.60	-	<0.0230	-	5.91 I	-	<6.50	-	<0.290	-	8.98	-	<0.580
Compliance															
MW-10	01/24/2013	3000	3	<0.2	<0.091	<0.091	4.2 I	<2	<1	<1	<0.25	<0.25	5.2	4.9	<0.5
MW-10	07/16/2013	5000	0.92 I	<0.2	<0.091	<0.091	<2	<2	<1	<1	<0.25	<0.25	5.4	5	<0.5
MW-10	01/21/2014	4800	2.9	<0.2	<0.091	<0.091	2.7 I	<2	<1	<1	0.36 I	<0.25	5	4.8	<0.5
MW-10	07/22/2014	5900	2.1	0.31 I	<0.091	<0.091	2 I	2.2 I	<1	<1	0.52 I	<0.25	3.9 J	4.7	<0.5
MW-10	01/20/2015	4700	3.3	<0.2	<0.091	<0.091	3.3 I	<2	1.4 I	<1	<0.25	<0.25	5	4.7	<0.5
MW-10	07/22/2015	4700	1.1 I	<0.2	<0.091	<0.091	<2	<2	<1	<1	<0.25	<0.25	4.8	4.6	<0.5
MW-10	03/22/2016	4300	7.6	0.92 I	<0.08	<0.091	4.7 I	<2	<1	<1	0.25 I	<0.25	6.8	6.1	<0.49
MW-10	07/27/2016	4800	11	1.2 I	<0.08	<0.08	5.4	<1.9	8.6	1.5 I	0.23 I	<0.1	4.5	4.4	<0.49
MW-10	01/25/2017	3850	6.46	<1.60	<0.0230	<0.0230	<3.20	<3.20	<6.50	<6.50	<0.290	<0.290	4.3	4.1	<0.580
MW-10	07/19/2017	4260	6.36	<1.60	<0.0230	<0.0230	<3.20	<3.20	<6.50	<6.50	<0.290	<0.290	4.44	4.41	<0.580
MW-11	01/23/2013	-	<0.2	-	<0.091	-	<2	-	<1	-	<0.25	-	3.3	-	0.89 I
MW-11	07/16/2013	-	<0.2	-	<0.091	-	<2	-	<1	-	<0.25	-	3.3	-	0.62 I
MW-11	01/22/2014	-	<0.2	-	<0.091	-	<2	-	<1	-	<0.25	-	3.9	-	1
MW-11	07/22/2014	-	<0.2	-	<0.091	-	<2	-	<1	-	<0.25	-	3.4	-	1.1
MW-11	01/20/2015	-	<0.2	-	<0.091	-	3 I	-	<1	-	<0.25	-	4.3	-	1.2

ALL DATA
CITRUS COUNTY CENTRAL LANDFILL
JANUARY 2013 THROUGH JULY 2017

PARAMETER		IRON, DISSOLVED	LEAD	LEAD, DISSOLVED	MERCURY	MERCURY, DISSOLVED	NICKEL	NICKEL, DISSOLVED	SELENIUM	SELENIUM, DISSOLVED	SILVER	SILVER, DISSOLVED	SODIUM	SODIUM, DISSOLVED	THALLIUM
STANDARD UNITS		300 µg/L** µg/L	15 µg/L* µg/L	15 µg/L* µg/L	2 µg/L* µg/L	2 µg/L* µg/L	100 µg/L* µg/L	100 µg/L* µg/L	50 µg/L* µg/L	50 µg/L* µg/L	100 µg/L** µg/L	100 µg/L** µg/L	160 mg/L* mg/L	160 mg/L* mg/L	2 µg/L* µg/L
MW-11	07/22/2015	-	<0.2	-	<0.091	-	2.2 I	-	<1	-	<0.25	-	4.6	-	1.8
MW-11	03/24/2016	-	<0.98	-	<0.08	-	3.3 I	-	<1	-	<0.1	-	5.2	-	1.9
MW-11	07/25/2016	-	<0.98	-	<0.08	-	2.9 I	-	<1	-	<0.1	-	5.0	-	1.4
MW-11	01/24/2017	-	<1.60	-	<0.0230	-	<3.20	-	<6.50	-	<0.290	-	3.4	-	1.20
MW-11	07/20/2017	-	<1.60	-	<0.0230	-	<3.20	-	<6.50	-	<0.290	-	3.96	-	0.670 I
MW-12	01/23/2013	-	<0.2	-	<0.091	-	<2	-	<1	-	<0.25	-	2.8	-	<0.5
MW-12	07/17/2013	-	<0.2	-	<0.091	-	<2	-	<1	-	<0.25	-	3.2	-	<0.5
MW-12	01/22/2014	-	<0.2	-	<0.091	-	<2	-	<1	-	<0.25	-	3.4	-	<0.5
MW-12	07/22/2014	-	<0.2	-	<0.091	-	<2	-	<1	-	<0.25	-	2.9	-	<0.5
MW-12	01/20/2015	-	<0.2	-	<0.091	-	<2	-	<1	-	<0.25	-	3.5	-	<0.5
MW-12	07/22/2015	-	<0.2	-	<0.091	-	<2	-	<1	-	<0.25	-	3.5	-	<0.5
MW-12	03/24/2016	-	<0.98	-	<0.08	-	2 I	-	<1	-	<0.1	-	4.3	-	<0.49
MW-12	07/25/2016	-	<0.98	-	<0.08	-	<1.9	-	<1	-	<0.1	-	3.9	-	<0.49
MW-12	01/24/2017	-	<1.60	-	<0.0230	-	3.48 I	-	<6.50	-	<0.290	-	2.6	-	<0.580
MW-12	07/20/2017	-	<1.60	-	<0.0230	-	<3.20	-	<6.50	-	<0.290	-	3.12	-	<0.580
MW-13	01/23/2013	-	<0.2	-	<0.091	-	3.3 I	-	<1	-	<0.25	-	3	-	<0.5
MW-13	07/17/2013	-	<0.2	-	<0.091	-	3.7 I	-	<1	-	<0.25	-	2.9	-	<0.5
MW-13	01/22/2014	-	<0.2	-	<0.091	-	3.1 I	-	<1	-	<0.25	-	3.4	-	<0.5
MW-13	07/23/2014	-	<0.2	-	<0.091	-	3.9 I	-	<1	-	<0.25	-	2.7	-	<0.5
MW-13	01/20/2015	-	0.54 I	-	<0.091	-	4.9 I	-	<1	-	<0.25	-	3.1	-	<0.5
MW-13	07/22/2015	-	<0.2	-	<0.091	-	3 I	-	<1	-	<0.25	-	2.9	-	<0.5
MW-13	03/23/2016	-	<0.98	-	<0.08	-	2.9 I	-	<1	-	<0.1	-	2.8	-	<0.49
MW-13	07/26/2016	-	<0.98	-	<0.08	-	3.0 I	-	<1	-	<0.1	-	3.0	-	<0.49
MW-13	01/24/2017	-	<1.60	-	0.0902 I	-	3.38 I	-	<6.50	-	<0.290	-	1.8	-	<0.580
MW-13	07/18/2017	-	<1.60	-	<0.0230	-	<3.20	-	<6.50	-	<0.290	-	2.42	-	<0.580
MW-14	01/23/2013	-	<0.2	-	0.58	-	2.4 I	-	<1	-	<0.25	-	3	-	<0.5
MW-14	02/20/2013	-	-	-	-	-	-	-	-	-	-	-	-	-	-
MW-14	07/17/2013	-	<0.2	-	<0.091	-	<2	-	<1	-	<0.25	-	3.1	-	<0.5
MW-14	01/21/2014	-	<0.2	-	0.11 I	-	<2	-	<1	-	<0.25	-	2.9	-	<0.5
MW-14	07/23/2014	-	<0.2	-	<0.091	-	<2	-	<1	-	<0.25	-	3	-	<0.5
MW-14	01/20/2015	-	<0.2	-	<0.091	-	<2	-	<1	-	<0.25	-	3	-	<0.5
MW-14	07/22/2015	-	<0.2	-	<0.091	-	<2	-	<1	-	<0.25	-	3.4	-	<0.5
MW-14	03/23/2016	-	<0.98	-	<0.08	-	<1.9	-	<1	-	<0.1	-	3.9	-	<0.49
MW-14	07/25/2016	-	<0.98	-	<0.08	-	<1.9	-	<1	-	<0.1	-	3.7	-	<0.49
MW-14	01/23/2017	-	<1.60	-	<0.0230	-	<3.20	-	<6.50	-	<0.290	-	3.1	-	<0.580
MW-14	07/18/2017	-	<1.60	-	<0.0230	-	<3.20	-	<6.50	-	<0.290	-	3.16	-	<0.580
MW-15	01/24/2013	-	<0.2	-	<0.091	-	3.3 I	-	<1	-	<0.25	-	1.6	-	<0.5

ALL DATA
CITRUS COUNTY CENTRAL LANDFILL
JANUARY 2013 THROUGH JULY 2017

PARAMETER		IRON, DISSOLVED	LEAD	LEAD, DISSOLVED	MERCURY	MERCURY, DISSOLVED	NICKEL	NICKEL, DISSOLVED	SELENIUM	SELENIUM, DISSOLVED	SILVER	SILVER, DISSOLVED	SODIUM	SODIUM, DISSOLVED	THALLIUM
STANDARD UNITS		300 µg/L** µg/L	15 µg/L* µg/L	15 µg/L* µg/L	2 µg/L* µg/L	2 µg/L* µg/L	100 µg/L* µg/L	100 µg/L* µg/L	50 µg/L* µg/L	50 µg/L* µg/L	100 µg/L** µg/L	100 µg/L** µg/L	160 mg/L* mg/L	160 mg/L* mg/L	2 µg/L* µg/L
MW-15	07/17/2013	-	0.52 I	-	<0.091	-	2.8 I	-	<1	-	<0.25	-	1.7	-	<0.5
MW-15	01/22/2014	-	0.22 I	-	<0.091	-	5.4	-	<1	-	<0.25	-	2.1	-	<0.5
MW-15	07/23/2014	-	<0.2	-	<0.091	-	3.1 I	-	<1	-	<0.25	-	1.7	-	<0.5
MW-15	01/20/2015	-	0.28 I	-	<0.091	-	2 I	-	<1	-	<0.25	-	1.8	-	<0.5
MW-15	07/23/2015	-	<0.2	-	<0.091	-	<2	-	<1	-	<0.25	-	2	-	<0.5
MW-15	03/23/2016	-	1.7 I	-	<0.08	-	2.5 I	-	1.8 I	-	0.36 I	-	2.5	-	<0.49
MW-15	07/25/2016	-	<0.98	-	<0.08	-	2.9 I	-	<1	-	0.18 I	-	2.6	-	<0.49
MW-15	01/23/2017	-	<1.60	-	<0.0230	-	<3.20	-	<6.50	-	<0.290	-	2.3	-	<0.580
MW-15	07/18/2017	-	<1.60	-	<0.0230	-	<3.20	-	<6.50	-	<0.290	-	2.07	-	<0.580
MW-17	01/23/2013	-	<0.2	-	<0.091	-	<2	-	<1	-	<0.25	-	2.5	-	<0.5
MW-17	07/17/2013	-	0.4 I	-	<0.091	-	3.9 I	-	<1	-	<0.25	-	2.5	-	<0.5
MW-17	01/21/2014	-	<0.2	-	<0.091	-	<2	-	<1	-	<0.25	-	2.4	-	<0.5
MW-17	07/23/2014	-	0.29 I	-	<0.091	-	2.3 I	-	<1	-	<0.25	-	2.4	-	<0.5
MW-17	01/20/2015	-	<0.2	-	<0.091	-	2.4 I	-	<1	-	<0.25	-	2.3	-	<0.5
MW-17	07/22/2015	-	<0.2	-	<0.091	-	<2	-	<1	-	<0.25	-	2	-	<0.5
MW-17	03/23/2016	-	<0.98	-	<0.08	-	1.9 I	-	<1	-	<0.1	-	3.2	-	<0.49
MW-17	07/25/2016	-	<0.98	-	<0.08	-	3.4 I	-	<1	-	<0.1	-	4.0	-	<0.49
MW-17	01/23/2017	-	<1.60	-	<0.0230	-	<3.20	-	<6.50	-	<0.290	-	3.1	-	<0.580
MW-17	07/18/2017	-	<1.60	-	<0.0230	-	<3.20	-	<6.50	-	<0.290	-	2.37	-	<0.580
MW-20	01/22/2013	-	0.34 I	-	<0.091	-	<2	-	<1	-	<0.25	-	12	-	<0.5
MW-20	07/16/2013	-	<0.2	-	<0.091	-	3.5 I	-	<1	-	<0.25	-	11	-	<0.5
MW-20	01/22/2014	-	<0.2	-	<0.091	-	<2	-	<1	-	<0.25	-	9.3	-	<0.5
MW-20	07/22/2014	-	<0.2	-	<0.091	-	2.3 I	-	<1	-	<0.25	-	8.1	-	<0.5
MW-20	01/21/2015	-	<0.2	-	<0.091	-	<2	-	<1	-	<0.25	-	8.7	-	<0.5
MW-20	07/22/2015	-	<0.2	-	<0.091	-	<2	-	<1	-	<0.25	-	9.2	-	<0.5
MW-20	03/22/2016	-	<0.98	-	<0.08	-	<1.9	-	<1	-	<0.1	-	23	-	<0.49
MW-20	07/26/2016	-	<0.98	-	<0.08	-	<1.9	-	<1	-	<0.1	-	17	-	<0.49
MW-20	01/25/2017	-	<1.60	-	<0.0230	-	<3.20	-	<6.50	-	<0.290	-	16	-	<0.580
MW-20	07/19/2017	-	<1.60	-	<0.0230	-	<3.20	-	<6.50	-	<0.290	-	15.2	-	<0.580
MW-21	01/22/2013	820	1.4 I	<0.2	<0.091	<0.091	3.1 I	2.4 I	<1	<1	0.28 I	<0.25	2	2	<0.5
MW-21	07/16/2013	680	0.65 I	<0.2	<0.091	<0.091	<2	<2	<1	<1	<0.25	<0.25	2.1	2.4	<0.5
MW-21	01/21/2014	1000	2.1	<0.2	<0.091	<0.091	<2	<2	<1	<1	<0.25	<0.25	2	2.1	<0.5
MW-21	07/22/2014	710	1.8	0.39 I	<0.091	<0.091	<2	<2	<1	<1	<0.25	<0.25	1.7	1.4	<0.5
MW-21	01/20/2015	910	1.8	<0.2	<0.091	<0.091	4.2 I	2 I	<1	<1	<0.25	<0.25	2.1	2	<0.5
MW-21	07/23/2015	1700	0.38 I	<0.2	<0.091	<0.091	<2	<2	1.2 I	1.2 I	<0.25	<0.25	2.1	2.1	<0.5
MW-21	03/22/2016	2700	1.3 I	<0.2	<0.08	<0.091	<1.9	<2	<1	<1	0.37 I	<0.25	3.7	3.6	<0.49
MW-21	07/27/2016	1800	1.3 I	1.2 I	<0.08	<0.08	<1.9	<1.9	1.5 I	1.2 I	<0.1	<0.1	2.0	2.0	<0.49
MW-21	01/25/2017	5470	<1.60	<1.60	<0.0230	<0.0230	<3.20	<3.20	<6.50	<6.50	<0.290	<0.290	2.1	2.2	<0.580

ALL DATA
CITRUS COUNTY CENTRAL LANDFILL
JANUARY 2013 THROUGH JULY 2017

PARAMETER		IRON, DISSOLVED	LEAD	LEAD, DISSOLVED	MERCURY	MERCURY, DISSOLVED	NICKEL	NICKEL, DISSOLVED	SELENIUM	SELENIUM, DISSOLVED	SILVER	SILVER, DISSOLVED	SODIUM	SODIUM, DISSOLVED	THALLIUM
STANDARD UNITS		300 µg/L** µg/L	15 µg/L* µg/L	15 µg/L* µg/L	2 µg/L* µg/L	2 µg/L* µg/L	100 µg/L* µg/L	100 µg/L* µg/L	50 µg/L* µg/L	50 µg/L* µg/L	100 µg/L** µg/L	100 µg/L** µg/L	160 mg/L* mg/L	160 mg/L* mg/L	2 µg/L* µg/L
MW-21	07/19/2017	3850	<1.60	<1.60	<0.0230	<0.0230	<3.20	<3.20	<6.50	<6.50	<0.290	<0.290	2.08	2.33	<0.580
Assessment															
MW-18	01/24/2013	-	-	-	-	-	-	-	-	-	-	-	-	-	-
MW-18	07/16/2013	-	-	-	-	-	-	-	-	-	-	-	-	-	-
MW-18	01/22/2014	-	-	-	-	-	-	-	-	-	-	-	-	-	-
MW-18	07/22/2014	-	-	-	-	-	-	-	-	-	-	-	-	-	-
MW-18	01/21/2015	-	-	-	-	-	-	-	-	-	-	-	-	-	-
MW-18	07/23/2015	-	-	-	-	-	-	-	-	-	-	-	-	-	-
MW-18	03/23/2016	-	-	-	-	-	-	-	-	-	-	-	-	-	-
MW-18	07/27/2016	-	-	-	-	-	-	-	-	-	-	-	-	-	-
MW-18	01/25/2017	-	-	-	-	-	-	-	-	-	-	-	-	-	-
MW-18	07/19/2017	-	-	-	-	-	-	-	-	-	-	-	-	-	-
MW-19	01/23/2013	-	-	-	-	-	-	-	-	-	-	-	-	-	-
MW-19	07/17/2013	-	-	-	-	-	-	-	-	-	-	-	-	-	-
MW-19	01/22/2014	-	-	-	-	-	-	-	-	-	-	-	-	-	-
MW-19	07/22/2014	-	-	-	-	-	-	-	-	-	-	-	-	-	-
MW-19	01/21/2015	-	-	-	-	-	-	-	-	-	-	-	-	-	-
MW-19	02/17/2015	-	-	-	-	-	-	-	-	-	-	-	-	-	-
MW-19	07/23/2015	-	-	-	-	-	-	-	-	-	-	-	-	-	-
MW-19	03/23/2016	-	-	-	-	-	-	-	-	-	-	-	-	-	-
MW-19	07/26/2016	-	-	-	-	-	-	-	-	-	-	-	-	-	-
MW-19	08/17/2016	-	-	-	-	-	-	-	-	-	-	-	3.4	-	-
MW-19	01/25/2017	-	-	-	-	-	-	-	-	-	-	-	-	-	-

LEGEND

*	=Primary Drinking Water Standard	I	= Value is between the Method Detection Level (MDL) and the Reporting Detection Level (RDL)
**	=Secondary Drinking Water Standard	J	= Estimated value
***	=Chapter 62-777 - Groundwater Cleanup Target Level (GCTL)	V	= Analyte found in associated method blank
(1)	=No Standard	Q	= Estimated value; analyte analyzed after acceptable holding time
-	=Not Analyzed		

ALL DATA
CITRUS COUNTY CENTRAL LANDFILL
JANUARY 2013 THROUGH JULY 2017

PARAMETER		THALLIUM, DISSOLVED	VANADIUM	VANADIUM, DISSOLVED	ZINC	ZINC, DISSOLVED	1,1,1,2-TETRA-CHLORO-ETHANE	1,1,1-TRICHLORO-ETHANE	1,1,2,2-TETRA-CHLORO-ETHANE	1,1,2-TRICHLORO-ETHANE	1,1-DICHLORO-ETHANE	1,1-DICHLORO-ETHENE	1,2,3-TRICHLORO-PROPANE	1,2-DIBROMO-3-CHLORO-PROPANE	1,2-DIBROMO-ETHANE (EDB)
STANDARD UNITS		2 µg/L* µg/L	49 µg/L*** µg/L	49 µg/L*** µg/L	5000 µg/L** µg/L	5000 µg/L** µg/L	1.3 µg/L*** µg/L	200 µg/L* µg/L	0.2 µg/L*** µg/L	5 µg/L* µg/L	70 µg/L*** µg/L	7 µg/L* µg/L	0.02 µg/L*** µg/L	0.2 µg/L* µg/L	0.02 µg/L* µg/L
Background															
MW-3	01/22/2013	-	<3.8	-	50	-	<0.63	<0.46	<0.15	<0.47	<0.52	<0.45	<0.087	<0.0048	<0.0021
MW-3	07/16/2013	-	<3.8	-	87	-	<0.63	<0.46	<0.15	<0.47	<0.52	<0.45	<0.093	<0.0051	<0.0023
MW-3	01/22/2014	-	<3.8	-	50	-	<0.63	<0.46	<0.15	<0.47	<0.52	<0.45	<0.093	<0.0052	<0.0023
MW-3	07/22/2014	-	<3.8	-	170	-	<0.63	<0.46	<0.15	<0.47	<0.52	<0.45	<0.094	<0.0052	<0.0023
MW-3	01/21/2015	-	<3.8	-	66	-	<0.63	<0.46	<0.15	<0.47	<0.52	<0.45	<0.088	<0.0049	<0.0022
MW-3	07/22/2015	-	<3.8	-	230	-	<0.63	<0.46	<0.15	<0.47	<0.52	<0.45	<0.088	<0.0049	<0.0021
MW-3	03/22/2016	-	<5.3	-	96	-	<0.63	<0.47	<0.17	<0.47	<0.52	<0.67	<0.086	<0.0048	<0.0021
MW-3	07/26/2016	-	<5.3	-	69	-	<0.63	<0.47	<0.17	<0.47	<0.52	<0.67	<0.086	<0.0048	<0.0021
MW-3	01/24/2017	-	<2.00	-	70.2	-	<0.61	<0.80	<0.54	<0.76	<0.62	<0.94	<0.64	<0.012	<0.004
MW-3	07/20/2017	-	<2.00	-	81.8	-	<0.61	<0.80	<0.54	<0.76	<0.62	<0.94	<0.64	<0.012	<0.004
MW-7	01/22/2013	-	<3.8	-	25	-	<0.63	<0.46	<0.15	<0.47	<0.52	<0.45	<0.088	<0.0049	<0.0022
MW-7	07/16/2013	-	<3.8	-	27	-	<0.63	<0.46	<0.15	<0.47	<0.52	<0.45	<0.095	<0.0053	<0.0023
MW-7	01/22/2014	-	<3.8	-	22	-	<0.63	<0.46	<0.15	<0.47	<0.52	<0.45	<0.097	<0.0054	<0.0024
MW-7	07/22/2014	-	<3.8	-	20	-	<0.63	<0.46	<0.15	<0.47	<0.52	<0.45	<0.094	<0.0052	<0.0023
MW-7	01/21/2015	-	<3.8	-	37	-	<0.63	<0.46	<0.15	<0.47	<0.52	<0.45	<0.091	<0.0051	<0.0022
MW-7	07/22/2015	-	<3.8	-	60	-	<0.63	<0.46	<0.15	<0.47	<0.52	<0.45	<0.089	<0.005	<0.0022
MW-7	03/23/2016	-	<5.3	-	130	-	<0.63	<0.47	<0.17	<0.47	<0.52	<0.67	<0.086	<0.0048	<0.0021
MW-7	07/26/2016	-	<5.3	-	110	-	<0.63	<0.47	<0.17	<0.47	<0.52	<0.67	<0.086	<0.0048	<0.0021
MW-7	01/24/2017	-	<2.00	-	130	-	<0.61	<0.80	<0.54	<0.76	<0.62	<0.94	<0.64	<0.012	<0.004
MW-7	07/20/2017	-	<2.00	-	69.3	-	<0.61	<0.80	<0.54	<0.76	<0.62	<0.94	<0.64	<0.012	<0.004
Compliance															
MW-10	01/24/2013	<0.5	<3.8	<3.8	<8.3	9 I	<0.63	<0.46	<0.15	<0.47	1.3	<0.45	<0.09	<0.005	<0.0022
MW-10	07/16/2013	<0.5	<3.8	<3.8	<8.3	<8.3	<0.63	<0.46	<0.15	<0.47	1.2	<0.45	<0.09	<0.005	<0.0022
MW-10	01/21/2014	<0.5	<3.8	<3.8	<8.3	<8.3	<0.63	<0.46	<0.15	<0.47	1.2	<0.45	<0.096	<0.0053	<0.0023
MW-10	07/22/2014	<0.5	<3.8	<3.8	8.7 I	<8.3	<0.63	<0.46	<0.15	<0.47	1.2	<0.45	<0.095	<0.0053	<0.0023
MW-10	01/20/2015	<0.5	<3.8	<3.8	<8.3	<8.3	<0.63	<0.46	<0.15	<0.47	1.1	<0.45	<0.089	<0.005	<0.0022
MW-10	07/22/2015	<0.5	5.6 I	5 I	<8.3	<8.3	<0.63	<0.46	<0.15	<0.47	0.86 I	<0.45	<0.089	<0.0049	<0.0022
MW-10	03/22/2016	<0.5	<5.3	<3.8	<9.6	<8.3	<0.63	<0.47	<0.17	<0.47	0.67 I	<0.67	<0.088	<0.0049	<0.0022
MW-10	07/27/2016	<0.49	5.8 I	<5.3	<9.6	<9.6	<0.63	<0.47	<0.17	<0.47	0.58 I	<0.67	<0.087	<0.0048	<0.0021
MW-10	01/25/2017	<0.580	<2.00	<2.00	<16.0	<16.0	<0.61	<0.80	<0.54	<0.76	<0.62	<0.94	<0.64	<0.012	<0.004
MW-10	07/19/2017	<0.580	5.64 I	<2.00	<16.0	<16.0	<0.61	<0.80	<0.54	<0.76	<0.62	<0.94	<0.64	<0.012	<0.004
MW-11	01/23/2013	-	<3.8	-	<8.3	-	<0.63	<0.46	<0.15	<0.47	<0.52	<0.45	<0.089	<0.005	<0.0022
MW-11	07/16/2013	-	<3.8	-	<8.3	-	<0.63	<0.46	<0.15	<0.47	<0.52	<0.45	<0.095	<0.0053	<0.0023
MW-11	01/22/2014	-	<3.8	-	<8.3	-	<0.63	<0.46	<0.15	<0.47	<0.52	<0.45	<0.098	<0.0054	<0.0024
MW-11	07/22/2014	-	3.8 I	-	<8.3	-	<0.63	<0.46	<0.15	<0.47	<0.52	<0.45	<0.095	<0.0053	<0.0023
MW-11	01/20/2015	-	<3.8	-	<8.3	-	<0.63	<0.46	<0.15	<0.47	<0.52	<0.45	<0.089	<0.005	<0.0022

ALL DATA
CITRUS COUNTY CENTRAL LANDFILL
JANUARY 2013 THROUGH JULY 2017

PARAMETER		THALLIUM, DISSOLVED	VANADIUM	VANADIUM, DISSOLVED	ZINC	ZINC, DISSOLVED	1,1,1,2-TETRA-CHLORO-ETHANE	1,1,1-TRICHLORO-ETHANE	1,1,2,2-TETRA-CHLORO-ETHANE	1,1,2-TRICHLORO-ETHANE	1,1-DICHLORO-ETHANE	1,1-DICHLORO-ETHENE	1,2,3-TRICHLORO-PROPANE	1,2-DIBROMO-3-CHLORO-PROPANE	1,2-DIBROMO-ETHANE (EDB)
STANDARD UNITS		2 µg/L* µg/L	49 µg/L*** µg/L	49 µg/L*** µg/L	5000 µg/L** µg/L	5000 µg/L** µg/L	1.3 µg/L*** µg/L	200 µg/L* µg/L	0.2 µg/L*** µg/L	5 µg/L* µg/L	70 µg/L*** µg/L	7 µg/L* µg/L	0.02 µg/L*** µg/L	0.2 µg/L* µg/L	0.02 µg/L* µg/L
MW-11	07/22/2015	-	<3.8	-	<8.3	-	<0.63	<0.46	<0.15	<0.47	<0.52	<0.45	<0.089	<0.005	<0.0022
MW-11	03/24/2016	-	<5.3	-	<9.6	-	<0.63	<0.47	<0.17	<0.47	<0.52	<0.67	<0.088	<0.0049	<0.0021
MW-11	07/25/2016	-	<5.3	-	<9.6	-	<0.63	<0.47	<0.17	<0.47	<0.52	<0.67	<0.086	<0.0048	<0.0021
MW-11	01/24/2017	-	<2.00	-	<16.0	-	<0.61	<0.80	<0.54	<0.76	<0.62	<0.94	<0.64	<0.012	<0.004
MW-11	07/20/2017	-	<2.00	-	<16.0	-	<0.61	<0.80	<0.54	<0.76	<0.62	<0.94	<0.64	<0.012	<0.004
MW-12	01/23/2013	-	<3.8	-	<8.3	-	<0.63	<0.46	<0.15	<0.47	<0.52	<0.45	<0.09	<0.005	<0.0022
MW-12	07/17/2013	-	<3.8	-	<8.3	-	<0.63	<0.46	<0.15	<0.47	<0.52	<0.45	<0.097	<0.0054	<0.0024
MW-12	01/22/2014	-	<3.8	-	<8.3	-	<0.63	<0.46	<0.15	<0.47	<0.52	<0.45	<0.095	<0.0053	<0.0023
MW-12	07/22/2014	-	<3.8	-	<8.3	-	<0.63	<0.46	<0.15	<0.47	<0.52	<0.45	<0.094	<0.0052	<0.0023
MW-12	01/20/2015	-	<3.8	-	<8.3	-	<0.63	<0.46	<0.15	<0.47	<0.52	<0.45	<0.091	<0.005	<0.0022
MW-12	07/22/2015	-	<3.8	-	<8.3	-	<0.63	<0.46	<0.15	<0.47	<0.52	<0.45	<0.089	<0.0049	<0.0022
MW-12	03/24/2016	-	<5.3	-	<9.6	-	<0.63	<0.47	<0.17	<0.47	<0.52	<0.67	<0.089	<0.005	<0.0022
MW-12	07/25/2016	-	<5.3	-	<9.6	-	<0.63	<0.47	<0.17	<0.47	<0.52	<0.67	<0.087	<0.0048	<0.0021
MW-12	01/24/2017	-	<2.00	-	<16.0	-	<0.61	<0.80	<0.54	<0.76	<0.62	<0.94	<0.64	<0.012	<0.004
MW-12	07/20/2017	-	<2.00	-	<16.0	-	<0.61	<0.80	<0.54	<0.76	<0.62	<0.94	<0.64	<0.012	<0.004
MW-13	01/23/2013	-	<3.8	-	<8.3	-	<0.63	<0.46	<0.15	<0.47	0.57 I	<0.45	<0.091	<0.005	<0.0022
MW-13	07/17/2013	-	<3.8	-	<8.3	-	<0.63	<0.46	<0.15	<0.47	0.57 I	<0.45	<0.095	<0.0053	<0.0023
MW-13	01/22/2014	-	<3.8	-	<8.3	-	<0.63	<0.46	<0.15	<0.47	<0.52	<0.45	<0.096	<0.0053	<0.0023
MW-13	07/23/2014	-	<3.8	-	<8.3	-	<0.63	<0.46	<0.15	<0.47	<0.52	<0.45	<0.09	<0.005	<0.0022
MW-13	01/20/2015	-	<3.8	-	46 J	-	<0.63	<0.46	<0.15	<0.47	<0.52	<0.45	<0.088	<0.0049	<0.0022
MW-13	07/22/2015	-	<3.8	-	<8.3	-	<0.63	<0.46	<0.15	<0.47	<0.52	<0.45	<0.089	<0.005	<0.0022
MW-13	03/23/2016	-	<5.3	-	<9.6	-	<0.63	<0.47	<0.17	<0.47	<0.52	<0.67	<0.089	<0.005	<0.0022
MW-13	07/26/2016	-	<5.3	-	<9.6	-	<0.63	<0.47	<0.17	<0.47	<0.52	<0.67	<0.086	<0.0048	<0.0021
MW-13	01/24/2017	-	<2.00	-	<16.0	-	<0.61	<0.80	<0.54	<0.76	<0.62	<0.94	<0.64	<0.012	<0.004
MW-13	07/18/2017	-	<2.00	-	<16.0	-	<0.61	<0.80	<0.54	<0.76	<0.62	<0.94	<0.64	<0.012	<0.004
MW-14	01/23/2013	-	<3.8	-	<8.3	-	<0.63	<0.46	<0.15	<0.47	<0.52	<0.45	<0.093	<0.0052	<0.0023
MW-14	02/20/2013	-	-	-	-	-	-	-	-	-	-	-	-	-	-
MW-14	07/17/2013	-	<3.8	-	<8.3	-	<0.63	<0.46	<0.15	<0.47	<0.52	<0.45	<0.096	<0.0054	<0.0024
MW-14	01/21/2014	-	<3.8	-	<8.3	-	<0.63	<0.46	<0.15	<0.47	<0.52	<0.45	<0.093	<0.0052	<0.0023
MW-14	07/23/2014	-	4.2 I	-	<8.3	-	<0.63	<0.46	<0.15	<0.47	<0.52	<0.45	<0.093	<0.0052	<0.0023
MW-14	01/20/2015	-	<3.8	-	<8.3	-	<0.63	<0.46	<0.15	<0.47	<0.52	<0.45	<0.09	<0.005	<0.0022
MW-14	07/22/2015	-	<3.8	-	<8.3	-	<0.63	<0.46	<0.15	<0.47	<0.52	<0.45	<0.087	<0.0048	<0.0021
MW-14	03/23/2016	-	<5.3	-	<9.6	-	<0.63	<0.47	<0.17	<0.47	<0.52	<0.67	<0.086	<0.0048	<0.0021
MW-14	07/25/2016	-	<5.3	-	<9.6	-	<0.63	<0.47	<0.17	<0.47	<0.52	<0.67	<0.087	<0.0048	<0.0021
MW-14	01/23/2017	-	2.50 I	-	<16.0	-	<0.61	<0.80	<0.54	<0.76	<0.62	<0.94	<0.64	<0.012	<0.004
MW-14	07/18/2017	-	2.46 I	-	<16.0	-	<0.61	<0.80	<0.54	<0.76	<0.62	<0.94	<0.64	<0.012	<0.004
MW-15	01/24/2013	-	<3.8	-	<8.3	-	<0.63	<0.46	<0.15	<0.47	<0.52	<0.45	<0.092	<0.0051	<0.0023

ALL DATA
CITRUS COUNTY CENTRAL LANDFILL
JANUARY 2013 THROUGH JULY 2017

PARAMETER		THALLIUM, DISSOLVED	VANADIUM	VANADIUM, DISSOLVED	ZINC	ZINC, DISSOLVED	1,1,1,2-TETRA-CHLORO-ETHANE	1,1,1-TRICHLORO-ETHANE	1,1,2,2-TETRA-CHLORO-ETHANE	1,1,2-TRICHLORO-ETHANE	1,1-DICHLORO-ETHANE	1,1-DICHLORO-ETHENE	1,2,3-TRICHLORO-PROPANE	1,2-DIBROMO-3-CHLORO-PROPANE	1,2-DIBROMO-ETHANE (EDB)
STANDARD UNITS		2 µg/L* µg/L	49 µg/L*** µg/L	49 µg/L*** µg/L	5000 µg/L** µg/L	5000 µg/L** µg/L	1.3 µg/L*** µg/L	200 µg/L* µg/L	0.2 µg/L*** µg/L	5 µg/L* µg/L	70 µg/L*** µg/L	7 µg/L* µg/L	0.02 µg/L*** µg/L	0.2 µg/L* µg/L	0.02 µg/L* µg/L
MW-15	07/17/2013	-	<3.8	-	20	-	<0.63	<0.46	<0.15	<0.47	<0.52	<0.45	<0.095	<0.0053	<0.0023
MW-15	01/22/2014	-	<3.8	-	60	-	<0.63	<0.46	<0.15	<0.47	<0.52	<0.45	<0.092	<0.0051	<0.0022
MW-15	07/23/2014	-	<3.8	-	<8.3	-	<0.63	<0.46	<0.15	<0.47	<0.52	<0.45	<0.095	<0.0053	<0.0023
MW-15	01/20/2015	-	<3.8	-	9.8 I	-	<0.63	<0.46	<0.15	<0.47	<0.52	<0.45	<0.089	<0.005	<0.0022
MW-15	07/23/2015	-	6.7 I	-	<8.3	-	<0.63	<0.46	<0.15	<0.47	<0.52	<0.45	<0.09	<0.005	<0.0022
MW-15	03/23/2016	-	<5.3	-	13 I	-	<0.63	<0.47	<0.17	<0.47	<0.52	<0.67	<0.088	<0.0049	<0.0022
MW-15	07/25/2016	-	<5.3	-	11 I	-	<0.63	<0.47	<0.17	<0.47	<0.52	<0.67	<0.086	<0.0048	<0.0021
MW-15	01/23/2017	-	<2.00	-	<16.0	-	<0.61	<0.80	<0.54	<0.76	<0.62	<0.94	<0.64	<0.012	<0.004
MW-15	07/18/2017	-	<2.00	-	<16.0	-	<0.61	<0.80	<0.54	<0.76	<0.62	<0.94	<0.64	<0.012	<0.004
MW-17	01/23/2013	-	<3.8	-	<8.3	-	<0.63	<0.46	<0.15	<0.47	<0.52	<0.45	<0.092	<0.0051	<0.0023
MW-17	07/17/2013	-	<3.8	-	<8.3	-	<0.63	<0.46	<0.15	<0.47	<0.52	<0.45	<0.094	<0.0052	<0.0023
MW-17	01/21/2014	-	<3.8	-	<8.3	-	<0.63	<0.46	<0.15	<0.47	<0.52	<0.45	<0.094	<0.0052	<0.0023
MW-17	07/23/2014	-	<3.8	-	<8.3	-	<0.63	<0.46	<0.15	<0.47	<0.52	<0.45	<0.092	<0.0051	<0.0023
MW-17	01/20/2015	-	<3.8	-	<8.3	-	<0.63	<0.46	<0.15	<0.47	<0.52	<0.45	<0.092	<0.0051	<0.0022
MW-17	07/22/2015	-	<3.8	-	<8.3	-	<0.63	<0.46	<0.15	<0.47	<0.52	<0.45	<0.089	<0.005	<0.0022
MW-17	03/23/2016	-	<5.3	-	<9.6	-	<0.63	<0.47	<0.17	<0.47	<0.52	<0.67	<0.087	<0.0048	<0.0021
MW-17	07/25/2016	-	<5.3	-	<9.6	-	<0.63	<0.47	<0.17	<0.47	<0.52	<0.67	<0.086	<0.0048	<0.0021
MW-17	01/23/2017	-	<2.00	-	<16.0	-	<0.61	<0.80	<0.54	<0.76	<0.62	<0.94	<0.64	<0.012	<0.004
MW-17	07/18/2017	-	<2.00	-	<16.0	-	<0.61	<0.80	<0.54	<0.76	<0.62	<0.94	<0.64	<0.012	<0.004
MW-20	01/22/2013	-	<3.8	-	<8.3	-	<0.63	<0.46	<0.15	<0.47	<0.52	<0.45	<0.086	<0.0048	<0.0021
MW-20	07/16/2013	-	<3.8	-	13 I	-	<0.63	<0.46	<0.15	<0.47	<0.52	<0.45	<0.093	<0.0052	<0.0023
MW-20	01/22/2014	-	<3.8	-	19 I	-	<0.63	<0.46	<0.15	<0.47	<0.52	<0.45	<0.097	<0.0054	<0.0024
MW-20	07/22/2014	-	<3.8	-	<8.3	-	<0.63	<0.46	<0.15	<0.47	<0.52	<0.45	<0.096	<0.0053	<0.0023
MW-20	01/21/2015	-	<3.8	-	<8.3	-	<0.63	<0.46	<0.15	<0.47	<0.52	<0.45	<0.091	<0.005	<0.0022
MW-20	07/22/2015	-	<3.8	-	17 I	-	<0.63	<0.46	<0.15	<0.47	<0.52	<0.45	<0.087	<0.0048	<0.0021
MW-20	03/22/2016	-	<5.3	-	<9.6	-	<0.63	<0.47	<0.17	<0.47	<0.52	<0.67	<0.089	<0.0049	<0.0022
MW-20	07/26/2016	-	<5.3	-	<9.6	-	<0.63	<0.47	<0.17	<0.47	<0.52	<0.67	<0.088	<0.0049	<0.0022
MW-20	01/25/2017	-	<2.00	-	<16.0	-	<0.61	<0.80	<0.54	<0.76	<0.62	<0.94	<0.64	<0.012	<0.004
MW-20	07/19/2017	-	<2.00	-	<16.0	-	<0.61	<0.80	<0.54	<0.76	<0.62	<0.94	<0.64	<0.012	<0.004
MW-21	01/22/2013	<0.5	<3.8	<3.8	<8.3	<8.3	<0.63	<0.46	<0.15	<0.47	0.58 I	<0.45	<0.086	<0.0048	<0.0021
MW-21	07/16/2013	<0.5	<3.8	<3.8	<8.3	<8.3	<0.63	<0.46	<0.15	<0.47	<0.52	<0.45	<0.093	<0.0052	<0.0023
MW-21	01/21/2014	<0.5	4.2 I	<3.8	<8.3	<8.3	<0.63	<0.46	<0.15	<0.47	<0.52	<0.45	<0.093	<0.0052	<0.0023
MW-21	07/22/2014	<0.5	4.6 I	<3.8	<8.3	<8.3	<0.63	<0.46	<0.15	<0.47	<0.52	<0.45	<0.094	<0.0052	<0.0023
MW-21	01/20/2015	<0.5	<3.8	<3.8	<8.3	<8.3	<0.63	<0.46	<0.15	<0.47	<0.52	<0.45	<0.09	<0.005	<0.0022
MW-21	07/23/2015	<0.5	5.2 I	7.3 I	<8.3	<8.3	<0.63	<0.46	<0.15	<0.47	<0.52	<0.45	<0.088	<0.0049	<0.0022
MW-21	03/22/2016	<0.5	<5.3	<3.8	<9.6	<8.3	<0.63	<0.47	<0.17	<0.47	<0.52	<0.67	<0.088	<0.0049	<0.0021
MW-21	07/27/2016	<0.49	<5.3	<5.3	<9.6	<9.6	<0.63	<0.47	<0.17	<0.47	<0.52	<0.67	<0.089	<0.0049	<0.0022
MW-21	01/25/2017	<0.580	<2.00	<2.00	<16.0	<16.0	<0.61	<0.80	<0.54	<0.76	<0.62	<0.94	<0.64	<0.012	<0.004

ALL DATA
CITRUS COUNTY CENTRAL LANDFILL
JANUARY 2013 THROUGH JULY 2017

PARAMETER		THALLIUM, DISSOLVED	VANADIUM	VANADIUM, DISSOLVED	ZINC	ZINC, DISSOLVED	1,1,1,2-TETRA-CHLORO-ETHANE	1,1,1-TRICHLORO-ETHANE	1,1,2,2-TETRA-CHLORO-ETHANE	1,1,2-TRICHLORO-ETHANE	1,1-DICHLORO-ETHANE	1,1-DICHLORO-ETHENE	1,2,3-TRICHLORO-PROPANE	1,2-DIBROMO-3-CHLORO-PROPANE	1,2-DIBROMO-ETHANE (EDB)
STANDARD UNITS		2 µg/L* µg/L	49 µg/L*** µg/L	49 µg/L*** µg/L	5000 µg/L** µg/L	5000 µg/L** µg/L	1.3 µg/L*** µg/L	200 µg/L* µg/L	0.2 µg/L*** µg/L	5 µg/L* µg/L	70 µg/L*** µg/L	7 µg/L* µg/L	0.02 µg/L*** µg/L	0.2 µg/L* µg/L	0.02 µg/L* µg/L
MW-21	07/19/2017	<0.580	<2.00	<2.00	<16.0	<16.0	<0.61	<0.80	<0.54	<0.76	<0.62	<0.94	<0.64	<0.012	<0.004
Assessment															
MW-18	01/24/2013	-	-	-	-	-	-	-	-	-	-	-	-	-	-
MW-18	07/16/2013	-	-	-	-	-	-	-	-	-	-	-	-	-	-
MW-18	01/22/2014	-	-	-	-	-	-	-	-	-	-	-	-	-	-
MW-18	07/22/2014	-	-	-	-	-	-	-	-	-	-	-	-	-	-
MW-18	01/21/2015	-	-	-	-	-	<0.63	<0.47	<0.17	<0.47	<0.52	<0.67	<0.44	<2.5	<0.5
MW-18	07/23/2015	-	-	-	-	-	-	-	-	-	-	-	-	-	-
MW-18	03/23/2016	-	-	-	-	-	-	-	-	-	-	-	-	-	-
MW-18	07/27/2016	-	-	-	-	-	-	-	-	-	-	-	-	-	-
MW-18	01/25/2017	-	-	-	-	-	-	-	-	-	-	-	-	-	-
MW-18	07/19/2017	-	-	-	-	-	-	-	-	-	-	-	-	-	-
MW-19	01/23/2013	-	-	-	-	-	-	-	-	-	-	-	-	-	-
MW-19	07/17/2013	-	-	-	-	-	-	-	-	-	-	-	-	-	-
MW-19	01/22/2014	-	-	-	-	-	-	-	-	-	-	-	-	-	-
MW-19	07/22/2014	-	-	-	-	-	-	-	-	-	-	-	-	-	-
MW-19	01/21/2015	-	-	-	-	-	-	-	-	-	-	-	-	-	-
MW-19	02/17/2015	-	-	-	-	-	-	-	-	-	-	-	-	-	-
MW-19	07/23/2015	-	-	-	-	-	-	-	-	-	-	-	-	-	-
MW-19	03/23/2016	-	-	-	-	-	-	-	-	-	-	-	-	-	-
MW-19	07/26/2016	-	-	-	-	-	-	-	-	-	-	-	-	-	-
MW-19	08/17/2016	-	-	-	-	-	-	-	-	-	-	-	-	-	-
MW-19	01/25/2017	-	-	-	-	-	-	-	-	-	-	-	-	-	-

LEGEND

*	=Primary Drinking Water Standard	I	= Value is between the Method Detection Level (MDL) and the Reporting Detection Level (RDL)
**	=Secondary Drinking Water Standard	J	= Estimated value
***	=Chapter 62-777 - Groundwater Cleanup Target Level (GCTL)	V	= Analyte found in associated method blank
(1)	=No Standard	Q	= Estimated value; analyte analyzed after acceptable holding time
-	=Not Analyzed		

ALL DATA
CITRUS COUNTY CENTRAL LANDFILL
JANUARY 2013 THROUGH JULY 2017

PARAMETER		1,2-DICHLORO-BENZENE	1,2-DICHLORO-ETHANE	1,2-DICHLORO-PROPANE	1,4-DICHLORO-BENZENE	2-HEXANONE	4-METHYL-2-PENTANONE	ACETONE	ACRYLONI-TRILE	BENZENE	BROMO-CHLORO-METHANE	BROMO-DICHLORO-METHANE	BROMOFORM	BROMO-METHANE (METHYL BROMIDE)	CARBON DISULFIDE
STANDARD		600 µg/L*	3 µg/L*	5 µg/L*	75 µg/L*	280 µg/L***	350 µg/L**	6300 µg/L***	0.06µg/L***	1 µg/L*	91 µg/L***	0.6 µg/L***	4.4 µg/L***	9.8 µg/L***	700 µg/L***
UNITS		µg/L	µg/L	µg/L	µg/L	µg/L	µg/L	µg/L	µg/L	µg/L	µg/L	µg/L	µg/L	µg/L	µg/L
Background															
MW-3	01/22/2013	<0.44	<0.57	<0.52	<0.52	<4.4	<3.8	<9.9	<1.2	<0.5	<0.58	<0.35	<0.58	<2.5	<1
MW-3	07/16/2013	<0.44	<0.57	<0.52	<0.52	<4.4	<3.8	<9.9	<1.2	<0.5	<0.58	<0.35	<0.58	<2.5	<1
MW-3	01/22/2014	<0.44	<0.57	<0.52	<0.52	<4.4	<3.8	<9.9	<1.2	<0.5	<0.58	<0.35	<0.58	<2.5	<1
MW-3	07/22/2014	<0.44	<0.57	<0.52	<0.52	<4.4	<3.8	<9.9	<1.2	<0.5	<0.58	<0.35	<0.58	<2.5	<1
MW-3	01/21/2015	<0.44	<0.57	<0.52	<0.52	<4.4	<3.8	<9.9	<1.2	<0.5	<0.58	<0.35	<0.58	<2.5	<1
MW-3	07/22/2015	<0.44	<0.57	<0.52	<0.52	<4.4	<3.8	<9.9	<1.2	<0.5	<0.58	<0.35	<0.58	<2.5	<1
MW-3	03/22/2016	<0.49	<0.57	<0.52	<0.6	<4.4	<4	<9.9	<4.5	<0.5	<0.58	<0.44	<0.63	<2.5	<1
MW-3	07/26/2016	<0.49	<0.57	<0.52	<0.6	<4.4	<4	<9.9	<4.5	<0.5	<0.58	<0.44	<0.63	<2.5	<1
MW-3	01/24/2017	<0.73	<0.63	<0.80	<0.76	<1.4	<0.79	34	<3.2	<0.71	<0.94	<0.52	<0.75	<0.95	<2.6
MW-3	07/20/2017	<0.73	<0.63	<0.80	<0.76	<1.4	<0.79	<10	<3.2	<0.71	<0.94	<0.52	<0.75	<0.95	<2.6
MW-7	01/22/2013	<0.44	<0.57	<0.52	<0.52	<4.4	<3.8	<9.9	<1.2	0.97 I	<0.58	<0.35	<0.58	<2.5	<1
MW-7	07/16/2013	<0.44	<0.57	<0.52	0.78 I	<4.4	<3.8	<9.9	<1.2	0.95 I	<0.58	<0.35	<0.58	<2.5	<1
MW-7	01/22/2014	<0.44	<0.57	<0.52	1.6	<4.4	<3.8	<9.9	<1.2	1.1	<0.58	<0.35	<0.58	<2.5	<1
MW-7	07/22/2014	<0.44	<0.57	<0.52	1.6	<4.4	<3.8	<9.9	<1.2	2	<0.58	<0.35	<0.58	<2.5	<1
MW-7	01/21/2015	<0.44	<0.57	<0.52	2.2	<4.4	<3.8	<9.9	<1.2	2	<0.58	<0.35	<0.58	<2.5	<1
MW-7	07/22/2015	<0.44	<0.57	<0.52	2.2	<4.4	<3.8	<9.9	<1.2	2.1	<0.58	<0.35	<0.58	<2.5	<1
MW-7	03/23/2016	<0.49	<0.57	<0.52	3.5	<4.4	<4	<9.9	<4.5	1.8	<0.58	<0.44	<0.63	<2.5	<1
MW-7	07/26/2016	<0.49	<0.57	<0.52	3.8	<4.4	<4	<9.9	<4.5	2.6	<0.58	<0.44	<0.63	<2.5	<1
MW-7	01/24/2017	<0.73	<0.63	<0.80	3.1	<1.4	<0.79	28	<3.2	2.7	<0.94	<0.52	<0.75	<0.95	<2.6
MW-7	07/20/2017	<0.73	<0.63	<0.80	4.1	<1.4	<0.79	<10	<3.2	3.6	<0.94	<0.52	<0.75	<0.95	<2.6
Compliance															
MW-10	01/24/2013	<0.44	<0.57	<0.52	5.8	<4.4	<3.8	<9.9	<1.2	1.6	<0.58	<0.35	<0.58	<2.5	<1
MW-10	07/16/2013	<0.44	<0.57	<0.52	8.6	<4.4	<3.8	<9.9	<1.2	1.6	<0.58	<0.35	<0.58	<2.5	<1
MW-10	01/21/2014	<0.44	<0.57	<0.52	7.8	<4.4	<3.8	<9.9	<1.2	1.2	<0.58	<0.35	<0.58	<2.5	<1
MW-10	07/22/2014	<0.44	<0.57	<0.52	6.8	<4.4	<3.8	<9.9	<1.2	1.6	<0.58	<0.35	<0.58	<2.5	<1
MW-10	01/20/2015	<0.44	<0.57	<0.52	7.3	<4.4	<3.8	<9.9	<1.2	1.3	<0.58	<0.35	<0.58	<2.5	<1
MW-10	07/22/2015	<0.44	<0.57	<0.52	5.5	<4.4	<3.8	<9.9	<1.2	1	<0.58	<0.35	<0.58	<2.5	<1
MW-10	03/22/2016	<0.49	<0.57	<0.52	5.7	<4.4	<4	<9.9	<4.5	0.62 I	<0.58	<0.44	<0.63	<2.5	<1
MW-10	07/27/2016	<0.49	<0.57	<0.52	5.5	<4.4	<4	<9.9	<4.5	0.72 I	<0.58	<0.44	<0.63	<2.5	<1
MW-10	01/25/2017	<0.73	<0.63	<0.80	5.0	<1.4	<0.79	34	<3.2	0.84 I	<0.94	<0.52	<0.75	<0.95	<2.6
MW-10	07/19/2017	<0.73	<0.63	<0.80	5.0	<1.4	<0.79	<10	<3.2	0.71 I	<0.94	<0.52	<0.75	<0.95	<2.6
MW-11	01/23/2013	<0.44	<0.57	<0.52	<0.52	<4.4	<3.8	<9.9	<1.2	<0.5	<0.58	<0.35	<0.58	<2.5	<1
MW-11	07/16/2013	<0.44	<0.57	<0.52	<0.52	<4.4	<3.8	<9.9	<1.2	<0.5	<0.58	<0.35	<0.58	<2.5	<1
MW-11	01/22/2014	<0.44	<0.57	<0.52	<0.52	<4.4	<3.8	<9.9	<1.2	<0.5	<0.58	<0.35	<0.58	<2.5	<1
MW-11	07/22/2014	<0.44	<0.57	<0.52	<0.52	<4.4	<3.8	<9.9	<1.2	<0.5	<0.58	<0.35	<0.58	<2.5	<1
MW-11	01/20/2015	<0.44	<0.57	<0.52	<0.52	<4.4	<3.8	<9.9	<1.2	<0.5	<0.58	<0.35	<0.58	<2.5	<1

ALL DATA
CITRUS COUNTY CENTRAL LANDFILL
JANUARY 2013 THROUGH JULY 2017

PARAMETER		1,2-DICHLORO-BENZENE	1,2-DICHLORO-ETHANE	1,2-DICHLORO-PROPANE	1,4-DICHLORO-BENZENE	2-HEXANONE	4-METHYL-2-PENTANONE	ACETONE	ACRYLONI-TRILE	BENZENE	BROMO-CHLORO-METHANE	BROMO-DICHLORO-METHANE	BROMOFORM	BROMO-METHANE (METHYL BROMIDE)	CARBON DISULFIDE
STANDARD UNITS		600 µg/L* µg/L	3 µg/L* µg/L	5 µg/L* µg/L	75 µg/L* µg/L	280 µg/L*** µg/L	350 µg/L** µg/L	6300 µg/L*** µg/L	0.06µg/L*** µg/L	1 µg/L* µg/L	91 µg/L*** µg/L	0.6 µg/L*** µg/L	4.4 µg/L*** µg/L	9.8 µg/L*** µg/L	700 µg/L*** µg/L
MW-11	07/22/2015	<0.44	<0.57	<0.52	<0.52	<4.4	<3.8	<9.9	<1.2	<0.5	<0.58	<0.35	<0.58	<2.5	<1
MW-11	03/24/2016	<0.49	<0.57	<0.52	<0.6	<4.4	<4	<9.9	<4.5	<0.5	<0.58	<0.44	<0.63	<2.5	<1
MW-11	07/25/2016	<0.49	<0.57	<0.52	<0.6	<4.4	<4	<9.9	<4.5	<0.5	<0.58	<0.44	<0.63	<2.5	<1
MW-11	01/24/2017	<0.73	<0.63	<0.80	<0.76	<1.4	<0.79	17 I	<3.2	<0.71	<0.94	<0.52	<0.75	<0.95	<2.6
MW-11	07/20/2017	<0.73	<0.63	<0.80	<0.76	<1.4	<0.79	11 I	<3.2	<0.71	<0.94	<0.52	<0.75	<0.95	<2.6
MW-12	01/23/2013	<0.44	<0.57	<0.52	0.82 I	<4.4	<3.8	<9.9	<1.2	<0.5	<0.58	<0.35	<0.58	<2.5	<1
MW-12	07/17/2013	<0.44	<0.57	<0.52	1	<4.4	<3.8	<9.9	<1.2	<0.5	<0.58	<0.35	<0.58	<2.5	<1
MW-12	01/22/2014	<0.44	<0.57	<0.52	<0.52	<4.4	<3.8	<9.9	<1.2	<0.5	<0.58	<0.35	<0.58	<2.5	<1
MW-12	07/22/2014	<0.44	<0.57	<0.52	<0.52	<4.4	<3.8	<9.9	<1.2	<0.5	<0.58	<0.35	<0.58	<2.5	<1
MW-12	01/20/2015	<0.44	<0.57	<0.52	0.96 I	<4.4	<3.8	<9.9	<1.2	<0.5	<0.58	<0.35	<0.58	<2.5	<1
MW-12	07/22/2015	<0.44	<0.57	<0.52	0.95 I	<4.4	<3.8	<9.9	<1.2	<0.5	<0.58	<0.35	<0.58	<2.5	<1
MW-12	03/24/2016	<0.49	<0.57	<0.52	0.85 I	<4.4	<4	<9.9	<4.5	<0.5	<0.58	<0.44	<0.63	<2.5	<1
MW-12	07/25/2016	<0.49	<0.57	<0.52	0.9 I	<4.4	<4	<9.9	<4.5	<0.5	<0.58	<0.44	<0.63	<2.5	<1
MW-12	01/24/2017	<0.73	<0.63	<0.80	<0.76	<1.4	<0.79	28	<3.2	<0.71	<0.94	<0.52	<0.75	<0.95	<2.6
MW-12	07/20/2017	<0.73	<0.63	<0.80	<0.76	<1.4	<0.79	15 I	<3.2	<0.71	<0.94	<0.52	<0.75	<0.95	<2.6
MW-13	01/23/2013	<0.44	<0.57	<0.52	2.8	<4.4	<3.8	<9.9	<1.2	<0.5	<0.58	<0.35	<0.58	<2.5	<1
MW-13	07/17/2013	<0.44	<0.57	<0.52	3.1	<4.4	<3.8	<9.9	<1.2	<0.5	<0.58	<0.35	<0.58	<2.5	<1
MW-13	01/22/2014	<0.44	<0.57	<0.52	2.7	<4.4	<3.8	<9.9	<1.2	<0.5	<0.58	<0.35	<0.58	<2.5	<1
MW-13	07/23/2014	<0.44	<0.57	<0.52	2.2	<4.4	<3.8	<9.9	<1.2	<0.5	<0.58	<0.35	<0.58	<2.5	<1
MW-13	01/20/2015	<0.44	<0.57	<0.52	2.8	<4.4	<3.8	<9.9	<1.2	<0.5	<0.58	<0.35	<0.58	<2.5	<1
MW-13	07/22/2015	<0.44	<0.57	<0.52	2.2	<4.4	<3.8	<9.9	<1.2	<0.5	<0.58	<0.35	<0.58	<2.5	<1
MW-13	03/23/2016	<0.49	<0.57	<0.52	<0.6	<4.4	<4	<9.9	<4.5	<0.5	<0.58	<0.44	<0.63	<2.5	<1
MW-13	07/26/2016	<0.49	<0.57	<0.52	1.1	<4.4	<4	<9.9	<4.5	<0.5	<0.58	<0.44	<0.63	<2.5	<1
MW-13	01/24/2017	<0.73	<0.63	<0.80	<0.76	<1.4	<0.79	<10	<3.2	<0.71	<0.94	<0.52	<0.75	<0.95	<2.6
MW-13	07/18/2017	<0.73	<0.63	<0.80	1.4	<1.4	<0.79	<10	<3.2	<0.71	<0.94	<0.52	<0.75	<0.95	<2.6
MW-14	01/23/2013	<0.44	<0.57	<0.52	<0.52	<4.4	<3.8	<9.9	<1.2	<0.5	<0.58	<0.35	<0.58	<2.5	<1
MW-14	02/20/2013	-	-	-	-	-	-	-	-	-	-	-	-	-	-
MW-14	07/17/2013	<0.44	<0.57	<0.52	<0.52	<4.4	<3.8	<9.9	<1.2	<0.5	<0.58	<0.35	<0.58	<2.5	<1
MW-14	01/21/2014	<0.44	<0.57	<0.52	<0.52	<4.4	<3.8	<9.9	<1.2	<0.5	<0.58	<0.35	<0.58	<2.5	<1
MW-14	07/23/2014	<0.44	<0.57	<0.52	<0.52	<4.4	<3.8	<9.9	<1.2	<0.5	<0.58	<0.35	<0.58	<2.5	<1
MW-14	01/20/2015	<0.44	<0.57	<0.52	<0.52	<4.4	<3.8	<9.9	<1.2	<0.5	<0.58	<0.35	<0.58	<2.5	<1
MW-14	07/22/2015	<0.44	<0.57	<0.52	<0.52	<4.4	<3.8	<9.9	<1.2	<0.5	<0.58	<0.35	<0.58	<2.5	<1
MW-14	03/23/2016	<0.49	<0.57	<0.52	<0.6	<4.4	<4	<9.9	<4.5	<0.5	<0.58	<0.44	<0.63	<2.5	<1
MW-14	07/25/2016	<0.49	<0.57	<0.52	<0.6	<4.4	<4	<9.9	<4.5	<0.5	<0.58	<0.44	<0.63	<2.5	<1
MW-14	01/23/2017	<0.73	<0.63	<0.80	<0.76	<1.4	<0.79	<10	<3.2	<0.71	<0.94	<0.52	<0.75	<0.95	<2.6
MW-14	07/18/2017	<0.73	<0.63	<0.80	<0.76	<1.4	<0.79	<10	<3.2	<0.71	<0.94	<0.52	<0.75	<0.95	<2.6
MW-15	01/24/2013	<0.44	<0.57	<0.52	<0.52	<4.4	<3.8	<9.9	<1.2	<0.5	<0.58	<0.35	<0.58	<2.5	<1

ALL DATA
CITRUS COUNTY CENTRAL LANDFILL
JANUARY 2013 THROUGH JULY 2017

PARAMETER		1,2-DICHLORO-BENZENE	1,2-DICHLORO-ETHANE	1,2-DICHLORO-PROPANE	1,4-DICHLORO-BENZENE	2-HEXANONE	4-METHYL-2-PENTANONE	ACETONE	ACRYLONI-TRILE	BENZENE	BROMO-CHLORO-METHANE	BROMO-DICHLORO-METHANE	BROMOFORM	BROMO-METHANE (METHYL BROMIDE)	CARBON DISULFIDE
STANDARD UNITS		600 µg/L* µg/L	3 µg/L* µg/L	5 µg/L* µg/L	75 µg/L* µg/L	280 µg/L*** µg/L	350 µg/L** µg/L	6300 µg/L*** µg/L	0.06µg/L*** µg/L	1 µg/L* µg/L	91 µg/L*** µg/L	0.6 µg/L*** µg/L	4.4 µg/L*** µg/L	9.8 µg/L*** µg/L	700 µg/L*** µg/L
MW-15	07/17/2013	<0.44	<0.57	<0.52	<0.52	<4.4	<3.8	<9.9	<1.2	<0.5	<0.58	<0.35	<0.58	<2.5	<1
MW-15	01/22/2014	<0.44	<0.57	<0.52	<0.52	<4.4	<3.8	<9.9	<1.2	<0.5	<0.58	<0.35	<0.58	<2.5	<1
MW-15	07/23/2014	<0.44	<0.57	<0.52	<0.52	<4.4	<3.8	<9.9	<1.2	<0.5	<0.58	<0.35	<0.58	<2.5	<1
MW-15	01/20/2015	<0.44	<0.57	<0.52	<0.52	<4.4	<3.8	<9.9	<1.2	<0.5	<0.58	<0.35	<0.58	<2.5	<1
MW-15	07/23/2015	<0.44	<0.57	<0.52	<0.52	<4.4	<3.8	<9.9	<1.2	<0.5	<0.58	<0.35	<0.58	<2.5	<1
MW-15	03/23/2016	<0.49	<0.57	<0.52	<0.6	<4.4	<4	<9.9	<4.5	<0.5	<0.58	<0.44	<0.63	<2.5	<1
MW-15	07/25/2016	<0.49	<0.57	<0.52	<0.6	<4.4	<4	130	<4.5	<0.5	<0.58	<0.44	<0.63	<2.5	<1
MW-15	01/23/2017	<0.73	<0.63	<0.80	<0.76	<1.4	<0.79	22	<3.2	<0.71	<0.94	<0.52	<0.75	<0.95	<2.6
MW-15	07/18/2017	<0.73	<0.63	<0.80	<0.76	<1.4	<0.79	13 I	<3.2	<0.71	<0.94	<0.52	<0.75	<0.95	<2.6
MW-17	01/23/2013	<0.44	<0.57	<0.52	0.65 I	<4.4	<3.8	<9.9	<1.2	<0.5	<0.58	<0.35	<0.58	<2.5	<1
MW-17	07/17/2013	<0.44	<0.57	<0.52	0.77 I	<4.4	<3.8	<9.9	<1.2	<0.5	<0.58	<0.35	<0.58	<2.5	<1
MW-17	01/21/2014	<0.44	<0.57	<0.52	0.97 I	<4.4	<3.8	<9.9	<1.2	<0.5	<0.58	<0.35	<0.58	<2.5	<1
MW-17	07/23/2014	<0.44	<0.57	<0.52	0.64 I	<4.4	<3.8	<9.9	<1.2	<0.5	<0.58	<0.35	<0.58	<2.5	<1
MW-17	01/20/2015	<0.44	<0.57	<0.52	1.1	<4.4	<3.8	<9.9	<1.2	<0.5	<0.58	<0.35	<0.58	<2.5	<1
MW-17	07/22/2015	<0.44	<0.57	<0.52	0.77 I	<4.4	<3.8	<9.9	<1.2	<0.5	<0.58	<0.35	<0.58	<2.5	<1
MW-17	03/23/2016	<0.49	<0.57	<0.52	<0.6	<4.4	<4	<9.9	<4.5	0.62 I	<0.58	<0.44	<0.63	<2.5	<1
MW-17	07/25/2016	<0.49	<0.57	<0.52	1.3	<4.4	<4	<9.9	<4.5	0.56 I	<0.58	<0.44	<0.63	<2.5	<1
MW-17	01/23/2017	<0.73	<0.63	<0.80	2.0	<1.4	<0.79	27	<3.2	0.81 I	<0.94	<0.52	<0.75	<0.95	<2.6
MW-17	07/18/2017	<0.73	<0.63	<0.80	1.4	<1.4	<0.79	14 I	<3.2	<0.71	<0.94	<0.52	<0.75	<0.95	<2.6
MW-20	01/22/2013	<0.44	<0.57	<0.52	<0.52	<4.4	<3.8	<9.9	<1.2	<0.5	<0.58	<0.35	<0.58	<2.5	<1
MW-20	07/16/2013	<0.44	<0.57	<0.52	<0.52	<4.4	<3.8	<9.9	<1.2	<0.5	<0.58	<0.35	<0.58	<2.5	<1
MW-20	01/22/2014	<0.44	<0.57	<0.52	<0.52	<4.4	<3.8	<9.9	<1.2	<0.5	<0.58	<0.35	<0.58	<2.5	<1
MW-20	07/22/2014	<0.44	<0.57	<0.52	<0.52	<4.4	<3.8	<9.9	<1.2	<0.5	<0.58	<0.35	<0.58	<2.5	<1
MW-20	01/21/2015	<0.44	<0.57	<0.52	<0.52	<4.4	<3.8	<9.9	<1.2	<0.5	<0.58	<0.35	<0.58	<2.5	<1
MW-20	07/22/2015	<0.44	<0.57	<0.52	<0.52	<4.4	<3.8	<9.9	<1.2	<0.5	<0.58	<0.35	<0.58	<2.5	<1
MW-20	03/22/2016	<0.49	<0.57	<0.52	<0.6	<4.4	<4	<9.9	<4.5	<0.5	<0.58	<0.44	<0.63	<2.5	<1
MW-20	07/26/2016	<0.49	<0.57	<0.52	<0.6	<4.4	<4	<9.9	<4.5	<0.5	<0.58	<0.44	<0.63	<2.5	<1
MW-20	01/25/2017	<0.73	<0.63	<0.80	<0.76	<1.4	<0.79	22	<3.2	<0.71	<0.94	<0.52	<0.75	<0.95	<2.6
MW-20	07/19/2017	<0.73	<0.63	<0.80	<0.76	<1.4	<0.79	27	<3.2	<0.71	<0.94	<0.52	<0.75	<0.95	<2.6
MW-21	01/22/2013	<0.44	<0.57	<0.52	15	<4.4	<3.8	17 I	<1.2	2.5	<0.58	<0.35	<0.58	<2.5	<1
MW-21	07/16/2013	<0.44	<0.57	<0.52	10	<4.4	<3.8	<9.9	<1.2	1.4	<0.58	<0.35	<0.58	<2.5	<1
MW-21	01/21/2014	<0.44	<0.57	<0.52	13 J	<4.4	<3.8	<9.9	<1.2	1.3	<0.58	<0.35	<0.58	<2.5	<1
MW-21	07/22/2014	<0.44	<0.57	<0.52	8.3	<4.4	<3.8	<9.9	<1.2	1.5	<0.58	<0.35	<0.58	<2.5	<1
MW-21	01/20/2015	<0.44	<0.57	<0.52	10	<4.4	<3.8	<9.9	<1.2	1.5	<0.58	<0.35	<0.58	<2.5	<1
MW-21	07/23/2015	<0.44	<0.57	<0.52	9	<4.4	<3.8	<9.9	<1.2	1.3	<0.58	<0.35	<0.58	<2.5	<1
MW-21	03/22/2016	<0.49	<0.57	<0.52	8.8	<4.4	<4	<9.9	<4.5	1.3	<0.58	<0.44	<0.63	<2.5	<1
MW-21	07/27/2016	<0.49	<0.57	<0.52	5.5	<4.4	<4	<9.9	<4.5	0.93 I	<0.58	<0.44	<0.63	<2.5	<1
MW-21	01/25/2017	<0.73	<0.63	<0.80	5.3	<1.4	<0.79	28	<3.2	1.0	<0.94	<0.52	<0.75	<0.95	<2.6

ALL DATA
CITRUS COUNTY CENTRAL LANDFILL
JANUARY 2013 THROUGH JULY 2017

PARAMETER		1,2-DICHLORO-BENZENE	1,2-DICHLORO-ETHANE	1,2-DICHLORO-PROPANE	1,4-DICHLORO-BENZENE	2-HEXANONE	4-METHYL-2-PENTANONE	ACETONE	ACRYLONI-TRILE	BENZENE	BROMO-CHLORO-METHANE	BROMO-DICHLORO-METHANE	BROMOFORM	BROMO-METHANE (METHYL BROMIDE)	CARBON DISULFIDE
STANDARD UNITS		600 µg/L* µg/L	3 µg/L* µg/L	5 µg/L* µg/L	75 µg/L* µg/L	280 µg/L*** µg/L	350 µg/L** µg/L	6300 µg/L*** µg/L	0.06µg/L*** µg/L	1 µg/L* µg/L	91 µg/L*** µg/L	0.6 µg/L*** µg/L	4.4 µg/L*** µg/L	9.8 µg/L*** µg/L	700 µg/L*** µg/L
MW-21	07/19/2017	<0.73	<0.63	<0.80	7.5	<1.4	<0.79	20	<3.2	1.2	<0.94	<0.52	<0.75	<0.95	<2.6
Assessment															
MW-18	01/24/2013	-	-	-	-	-	-	-	-	<0.5	-	-	-	-	-
MW-18	07/16/2013	-	-	-	-	-	-	-	-	<0.5	-	-	-	-	-
MW-18	01/22/2014	-	-	-	-	-	-	-	-	<0.5	-	-	-	-	-
MW-18	07/22/2014	-	-	-	-	-	-	-	-	<0.5	-	-	-	-	-
MW-18	01/21/2015	<0.49	<0.57	<0.52	<0.6	<4.4	<4	<9.9	<4.5	<0.5	<0.58	<0.35	<0.63	<2.5	<1
MW-18	07/23/2015	-	-	-	-	-	-	-	-	<0.5	-	-	-	-	-
MW-18	03/23/2016	-	-	-	-	-	-	-	-	<0.5	-	-	-	-	-
MW-18	07/27/2016	-	-	-	-	-	-	-	-	<0.5	-	-	-	-	-
MW-18	01/25/2017	-	-	-	-	-	-	-	-	<0.71	-	-	-	-	-
MW-18	07/19/2017	-	-	-	-	-	-	-	-	<0.71	-	-	-	-	-
MW-19	01/23/2013	-	-	-	-	-	-	-	-	<0.5	-	-	-	-	-
MW-19	07/17/2013	-	-	-	-	-	-	-	-	<0.5	-	-	-	-	-
MW-19	01/22/2014	-	-	-	-	-	-	-	-	<0.5	-	-	-	-	-
MW-19	07/22/2014	-	-	-	-	-	-	-	-	0.65 I	-	-	-	-	-
MW-19	01/21/2015	-	-	-	-	-	-	-	-	1	-	-	-	-	-
MW-19	02/17/2015	-	-	-	-	-	-	-	-	-	-	-	-	-	-
MW-19	07/23/2015	-	-	-	-	-	-	-	-	0.74 I	-	-	-	-	-
MW-19	03/23/2016	-	-	-	-	-	-	-	-	2.2	-	-	-	-	-
MW-19	07/26/2016	-	-	-	-	-	-	-	-	2.2	-	-	-	-	-
MW-19	08/17/2016	-	-	-	-	-	-	-	-	-	-	-	-	-	-
MW-19	01/25/2017	-	-	-	-	-	-	-	-	2.1	-	-	-	-	-

LEGEND

*	=Primary Drinking Water Standard	I	= Value is between the Method Detection Level (MDL) and the Reporting Detection Level (RDL)
**	=Secondary Drinking Water Standard	J	= Estimated value
***	=Chapter 62-777 - Groundwater Cleanup Target Level (GCTL)	V	= Analyte found in associated method blank
(1)	=No Standard	Q	= Estimated value; analyte analyzed after acceptable holding time
-	=Not Analyzed		

ALL DATA
CITRUS COUNTY CENTRAL LANDFILL
JANUARY 2013 THROUGH JULY 2017

PARAMETER		CARBON TETRA-CHLORIDE	CHLORO-BENZENE	CHLORO-ETHANE	CHLORO-FORM	CHLORO-METHANE (METHYL CHLORIDE)	CIS-1,2-DICHLORO-ETHENE	CIS-1,3-DICHLORO-PROPENE	DIBROMO-CHLORO-METHANE	DICHLORO-METHANE	ETHYL-BENZENE	M&P-XYLENES	METHYL ETHYL KETONE	METHYL-IODIDE	O-XYLENES
STANDARD		3 µg/L*	100 µg/L*	12 µg/L***	70 µg/L***	2.7 µg/L***	70 µg/L*	0.4 µg/L***	0.4 µg/L***	5 µg/L*	30 µg/L**	20 µg/L**	4200 µg/L***	(1)	20 µg/L**
UNITS		µg/L	µg/L	µg/L	µg/L	µg/L	µg/L	µg/L	µg/L	µg/L	µg/L	µg/L	µg/L	µg/L	µg/L
Background															
MW-3	01/22/2013	<0.42	<0.63	<2.5	<0.9	<1	<0.65	<0.14	<0.34	<4	<0.44	-	<8.4	<2.5	-
MW-3	07/16/2013	<0.42	<0.63	<2.5	<0.9	<1	<0.65	<0.14	<0.34	<4	<0.44	-	<8.4	<2.5	-
MW-3	01/22/2014	<0.42	<0.63	<2.5	<0.9	<1	<0.65	<0.14	<0.34	<4	<0.44	-	<8.4	<2.5	-
MW-3	07/22/2014	<0.42	<0.63	<2.5	<0.9	<1	<0.65	<0.14	<0.34	<4	<0.44	-	<8.4	<2.5	-
MW-3	01/21/2015	<0.42	<0.63	<2.5	<0.9	<1	<0.65	<0.14	<0.34	<4	<0.44	-	<8.4	<2.5	-
MW-3	07/22/2015	<0.42	<0.63	<2.5	<0.9	<1	<0.65	<0.14	<0.34	<4	<0.44	-	<8.4	<2.5	-
MW-3	03/22/2016	<0.43	<0.63	<2.5	<0.9	<1	<0.65	<0.39	<0.31	<4	<0.44	-	<8.4	<2.5	-
MW-3	07/26/2016	<0.43	<0.63	<2.5	<0.9	<1	<0.65	<0.39	<0.31	<5	<0.44	-	<8.4	<2.5	-
MW-3	01/24/2017	<0.94	<0.72	<0.98	<0.80	2.3	<0.53	<0.59	<0.44	<2.0	<0.69	<1.3	<4.5	<0.72	<0.53
MW-3	07/20/2017	<0.94	<0.72	<0.98	<0.80	<0.82	<0.53	<0.59	<0.44	<2.0	<0.69	<1.3	<4.5	<0.72	<0.53
MW-7	01/22/2013	<0.42	<0.63	<2.5	<0.9	<1	<0.65	<0.14	<0.34	<4	5.9	-	<8.4	<2.5	-
MW-7	07/16/2013	<0.42	<0.63	<2.5	<0.9	<1	<0.65	<0.14	<0.34	<4	3.2	-	<8.4	<2.5	-
MW-7	01/22/2014	<0.42	0.91 I	<2.5	<0.9	<1	<0.65	<0.14	<0.34	<4	2.7	-	<8.4	<2.5	-
MW-7	07/22/2014	<0.42	0.87 I	<2.5	<0.9	<1	<0.65	<0.14	<0.34	<4	3.3	-	<8.4	<2.5	-
MW-7	01/21/2015	<0.42	1.3	<2.5	<0.9	<1	0.77 I	<0.14	<0.34	<4	2.6	-	<8.4	<2.5	-
MW-7	07/22/2015	<0.42	1	<2.5	<0.9	<1	0.69 I	<0.14	<0.34	<4	3.9	-	<8.4	<2.5	-
MW-7	03/23/2016	<0.43	1.2	<2.5	<0.9	<1	<0.65	<0.39	<0.31	<4	2.5	-	<8.4	<2.5	-
MW-7	07/26/2016	<0.43	1.2	<2.5	<0.9	<1	0.76 I	<0.39	<0.31	<5	3.9	-	<8.4	<2.5	-
MW-7	01/24/2017	<0.94	<0.72	<0.98	<0.80	<0.82	<0.53	<0.59	<0.44	<2.0	1.8	<1.3	<4.5	<0.72	<0.53
MW-7	07/20/2017	<0.94	<0.72	<0.98	<0.80	<0.82	0.88 I	<0.59	<0.44	<2.0	1.9	<1.3	<4.5	<0.72	<0.53
Compliance															
MW-10	01/24/2013	<0.42	<0.63	<2.5	<0.9	<1	5.2	<0.14	<0.34	<4	<0.44	-	<8.4	<2.5	-
MW-10	07/16/2013	<0.42	0.63 I	<2.5	<0.9	<1	4.9	<0.14	<0.34	<4	<0.44	-	<8.4	<2.5	-
MW-10	01/21/2014	<0.42	<0.63	<2.5	<0.9	<1	3.4	<0.14	<0.34	<4	<0.44	-	<8.4	<2.5	-
MW-10	07/22/2014	<0.42	<0.63	<2.5	<0.9	<1	5.2	<0.14	<0.34	<4	<0.44	-	<8.4	<2.5	-
MW-10	01/20/2015	<0.42	<0.63	<2.5	<0.9	<1	3.4	<0.14	<0.34	<4	<0.44	-	<8.4	<2.5	-
MW-10	07/22/2015	<0.42	<0.63	<2.5	<0.9	<1	3.1	<0.14	<0.34	<4	<0.44	-	<8.4	<2.5	-
MW-10	03/22/2016	<0.43	<0.63	<2.5	<0.9	<1	2.2	<0.39	<0.31	<4	<0.44	-	<8.4	<2.5	-
MW-10	07/27/2016	<0.43	<0.63	<2.5	<0.9	<1	2.2	<0.39	<0.31	<5	<0.44	-	<8.4	<2.5	-
MW-10	01/25/2017	<0.94	<0.72	<0.98	<0.80	<0.82	2.4	<0.59	<0.44	<2.0	<0.69	1.6 I	<4.5	<0.72	<0.53
MW-10	07/19/2017	<0.94	<0.72	<0.98	<0.80	<0.82	2.6	<0.59	<0.44	<2.0	<0.69	<1.3	<4.5	<0.72	<0.53
MW-11	01/23/2013	<0.42	<0.63	<2.5	<0.9	<1	<0.65	<0.14	<0.34	<4	<0.44	-	<8.4	<2.5	-
MW-11	07/16/2013	<0.42	<0.63	<2.5	<0.9	<1	<0.65	<0.14	<0.34	<4	<0.44	-	<8.4	<2.5	-
MW-11	01/22/2014	<0.42	<0.63	<2.5	<0.9	<1	<0.65	<0.14	<0.34	<4	<0.44	-	<8.4	<2.5	-
MW-11	07/22/2014	<0.42	<0.63	<2.5	<0.9	<1	<0.65	<0.14	<0.34	<4	<0.44	-	<8.4	<2.5	-
MW-11	01/20/2015	<0.42	<0.63	<2.5	<0.9	<1	<0.65	<0.14	<0.34	<4	<0.44	-	<8.4	<2.5	-

ALL DATA
CITRUS COUNTY CENTRAL LANDFILL
JANUARY 2013 THROUGH JULY 2017

PARAMETER		CARBON TETRA-CHLORIDE	CHLORO-BENZENE	CHLORO-ETHANE	CHLORO-FORM	CHLORO-METHANE (METHYL CHLORIDE)	CIS-1,2-DICHLORO-ETHENE	CIS-1,3-DICHLORO-PROPENE	DIBROMO-CHLORO-METHANE	DICHLORO-METHANE	ETHYL-BENZENE	M&P-XYLENES	METHYL ETHYL KETONE	METHYL-IODIDE	O-XYLENES
STANDARD UNITS		3 µg/L* µg/L	100 µg/L* µg/L	12 µg/L*** µg/L	70 µg/L*** µg/L	2.7 µg/L*** µg/L	70 µg/L* µg/L	0.4 µg/L*** µg/L	0.4 µg/L*** µg/L	5 µg/L* µg/L	30 µg/L** µg/L	20 µg/L** µg/L	4200 µg/L*** µg/L	(1) µg/L	20 µg/L** µg/L
MW-11	07/22/2015	<0.42	<0.63	<2.5	<0.9	<1	<0.65	<0.14	<0.34	<4	<0.44	-	<8.4	<2.5	-
MW-11	03/24/2016	<0.43	<0.63	<2.5	<0.9	<1	<0.65	<0.39	<0.31	<4	<0.44	-	<8.4	<2.5	-
MW-11	07/25/2016	<0.43	<0.63	<2.5	<0.9	<1	<0.65	<0.39	<0.31	<5	<0.44	-	<8.4	<2.5	-
MW-11	01/24/2017	<0.94	<0.72	<0.98	<0.80	<0.82	<0.53	<0.59	<0.44	<2.0	<0.69	<1.3	<4.5	<0.72	<0.53
MW-11	07/20/2017	<0.94	<0.72	<0.98	<0.80	<0.82	<0.53	<0.59	<0.44	<2.0	<0.69	<1.3	<4.5	<0.72	<0.53
MW-12	01/23/2013	<0.42	<0.63	<2.5	<0.9	<1	<0.65	<0.14	<0.34	<4	<0.44	-	<8.4	<2.5	-
MW-12	07/17/2013	<0.42	<0.63	<2.5	<0.9	<1	<0.65	<0.14	<0.34	<4	<0.44	-	<8.4	<2.5	-
MW-12	01/22/2014	<0.42	<0.63	<2.5	<0.9	<1	<0.65	<0.14	<0.34	<4	<0.44	-	<8.4	<2.5	-
MW-12	07/22/2014	<0.42	<0.63	<2.5	<0.9	<1	<0.65	<0.14	<0.34	<4	<0.44	-	<8.4	<2.5	-
MW-12	01/20/2015	<0.42	<0.63	<2.5	<0.9	<1	<0.65	<0.14	<0.34	<4	<0.44	-	<8.4	<2.5	-
MW-12	07/22/2015	<0.42	<0.63	<2.5	<0.9	<1	<0.65	<0.14	<0.34	<4	<0.44	-	<8.4	<2.5	-
MW-12	03/24/2016	<0.43	<0.63	<2.5	<0.9	<1	<0.65	<0.39	<0.31	<4	<0.44	-	<8.4	<2.5	-
MW-12	07/25/2016	<0.43	<0.63	<2.5	<0.9	<1	<0.65	<0.39	<0.31	<5	<0.44	-	<8.4	<2.5	-
MW-12	01/24/2017	<0.94	<0.72	<0.98	<0.80	2.6	<0.53	<0.59	<0.44	<2.0	<0.69	<1.3	<4.5	<0.72	<0.53
MW-12	07/20/2017	<0.94	<0.72	<0.98	<0.80	<0.82	<0.53	<0.59	<0.44	<2.0	<0.69	<1.3	<4.5	<0.72	<0.53
MW-13	01/23/2013	<0.42	<0.63	<2.5	<0.9	<1	2	<0.14	<0.34	<4	<0.44	-	<8.4	<2.5	-
MW-13	07/17/2013	<0.42	<0.63	<2.5	<0.9	<1	1.7	<0.14	<0.34	<4	<0.44	-	<8.4	<2.5	-
MW-13	01/22/2014	<0.42	<0.63	<2.5	<0.9	<1	1	<0.14	<0.34	<4	<0.44	-	<8.4	<2.5	-
MW-13	07/23/2014	<0.42	<0.63	<2.5	<0.9	<1	1	<0.14	<0.34	<4	<0.44	-	<8.4	<2.5	-
MW-13	01/20/2015	<0.42	<0.63	<2.5	<0.9	<1	1.2	<0.14	<0.34	<4	<0.44	-	<8.4	<2.5	-
MW-13	07/22/2015	<0.42	<0.63	<2.5	<0.9	<1	1.5	<0.14	<0.34	<4	<0.44	-	<8.4	<2.5	-
MW-13	03/23/2016	<0.43	<0.63	<2.5	<0.9	<1	<0.65	<0.39	<0.31	<4	<0.44	-	<8.4	<2.5	-
MW-13	07/26/2016	<0.43	<0.63	<2.5	<0.9	<1	<0.65	<0.39	<0.31	<5	<0.44	-	<8.4	<2.5	-
MW-13	01/24/2017	<0.94	<0.72	<0.98	<0.80	<0.82	<0.53	<0.59	<0.44	<2.0	<0.69	<1.3	<4.5	<0.72	<0.53
MW-13	07/18/2017	<0.94	<0.72	<0.98	<0.80	<0.82	1.2	<0.59	<0.44	<2.0	<0.69	<1.3	<4.5	<0.72	<0.53
MW-14	01/23/2013	<0.42	<0.63	<2.5	<0.9	<1	<0.65	<0.14	<0.34	<4	<0.44	-	<8.4	<2.5	-
MW-14	02/20/2013	-	-	-	-	-	-	-	-	-	-	-	-	-	-
MW-14	07/17/2013	<0.42	<0.63	<2.5	<0.9	<1	<0.65	<0.14	<0.34	<4	<0.44	-	<8.4	<2.5	-
MW-14	01/21/2014	<0.42	<0.63	<2.5	<0.9	<1	<0.65	<0.14	<0.34	<4	<0.44	-	<8.4	<2.5	-
MW-14	07/23/2014	<0.42	<0.63	<2.5	<0.9	<1	<0.65	<0.14	<0.34	<4	<0.44	-	<8.4	<2.5	-
MW-14	01/20/2015	<0.42	<0.63	<2.5	<0.9	<1	<0.65	<0.14	<0.34	<4	<0.44	-	<8.4	<2.5	-
MW-14	07/22/2015	<0.42	<0.63	<2.5	<0.9	<1	<0.65	<0.14	<0.34	<4	<0.44	-	<8.4	<2.5	-
MW-14	03/23/2016	<0.43	<0.63	<2.5	<0.9	<1	<0.65	<0.39	<0.31	<4	<0.44	-	<8.4	<2.5	-
MW-14	07/25/2016	<0.43	<0.63	<2.5	<0.9	<1	<0.65	<0.39	<0.31	<5	<0.44	-	<8.4	<2.5	-
MW-14	01/23/2017	<0.94	<0.72	<0.98	<0.80	<0.82	<0.53	<0.59	<0.44	<2.0	<0.69	<1.3	<4.5	<0.72	<0.53
MW-14	07/18/2017	<0.94	<0.72	<0.98	<0.80	<0.82	<0.53	<0.59	<0.44	<2.0	<0.69	<1.3	<4.5	1.1 I	<0.53
MW-15	01/24/2013	<0.42	<0.63	<2.5	<0.9	<1	2.2	<0.14	<0.34	<4	<0.44	-	<8.4	<2.5	-

ALL DATA
CITRUS COUNTY CENTRAL LANDFILL
JANUARY 2013 THROUGH JULY 2017

PARAMETER		CARBON TETRA-CHLORIDE	CHLORO-BENZENE	CHLORO-ETHANE	CHLORO-FORM	CHLORO-METHANE (METHYL CHLORIDE)	CIS-1,2-DICHLORO-ETHENE	CIS-1,3-DICHLORO-PROPENE	DIBROMO-CHLORO-METHANE	DICHLORO-METHANE	ETHYL-BENZENE	M&P-XYLENES	METHYL ETHYL KETONE	METHYL-IODIDE	O-XYLENES
STANDARD UNITS		3 µg/L* µg/L	100 µg/L* µg/L	12 µg/L*** µg/L	70 µg/L*** µg/L	2.7 µg/L*** µg/L	70 µg/L* µg/L	0.4 µg/L*** µg/L	0.4 µg/L*** µg/L	5 µg/L* µg/L	30 µg/L** µg/L	20 µg/L** µg/L	4200 µg/L*** µg/L	(1) µg/L	20 µg/L** µg/L
MW-15	07/17/2013	<0.42	<0.63	<2.5	<0.9	<1	2.3	<0.14	<0.34	<4	<0.44	-	<8.4	<2.5	-
MW-15	01/22/2014	<0.42	<0.63	<2.5	<0.9	<1	1.5	<0.14	<0.34	<4	<0.44	-	<8.4	<2.5	-
MW-15	07/23/2014	<0.42	<0.63	<2.5	<0.9	<1	2.2	<0.14	<0.34	<4	<0.44	-	<8.4	<2.5	-
MW-15	01/20/2015	<0.42	<0.63	<2.5	<0.9	<1	1.8	<0.14	<0.34	<4	<0.44	-	<8.4	<2.5	-
MW-15	07/23/2015	<0.42	<0.63	<2.5	<0.9	<1	2	<0.14	<0.34	<4	<0.44	-	<8.4	<2.5	-
MW-15	03/23/2016	<0.43	<0.63	<2.5	<0.9	<1	1.9	<0.39	<0.31	<4	<0.44	-	<8.4	<2.5	-
MW-15	07/25/2016	<0.43	<0.63	<2.5	<0.9	<1	1.5	<0.39	<0.31	<5	<0.44	-	<8.4	<2.5	-
MW-15	01/23/2017	<0.94	<0.72	<0.98	<0.80	<0.82	1.8	<0.59	<0.44	<2.0	<0.69	<1.3	<4.5	<0.72	<0.53
MW-15	07/18/2017	<0.94	<0.72	<0.98	<0.80	<0.82	2.0	<0.59	<0.44	<2.0	<0.69	<1.3	<4.5	1.4 I	<0.53
MW-17	01/23/2013	<0.42	<0.63	<2.5	<0.9	<1	<0.65	<0.14	<0.34	<4	<0.44	-	<8.4	<2.5	-
MW-17	07/17/2013	<0.42	<0.63	<2.5	<0.9	<1	<0.65	<0.14	<0.34	<4	<0.44	-	<8.4	<2.5	-
MW-17	01/21/2014	<0.42	<0.63	<2.5	<0.9	<1	<0.65	<0.14	<0.34	<4	<0.44	-	<8.4	<2.5	-
MW-17	07/23/2014	<0.42	<0.63	<2.5	<0.9	<1	<0.65	<0.14	<0.34	<4	<0.44	-	<8.4	<2.5	-
MW-17	01/20/2015	<0.42	<0.63	<2.5	<0.9	<1	<0.65	<0.14	<0.34	<4	<0.44	-	<8.4	<2.5	-
MW-17	07/22/2015	<0.42	<0.63	<2.5	<0.9	<1	<0.65	<0.14	<0.34	<4	<0.44	-	<8.4	<2.5	-
MW-17	03/23/2016	<0.43	<0.63	<2.5	<0.9	<1	<0.65	<0.39	<0.31	<4	<0.44	-	<8.4	<2.5	-
MW-17	07/25/2016	<0.43	<0.63	<2.5	<0.9	<1	<0.65	<0.39	<0.31	<5	<0.44	-	<8.4	<2.5	-
MW-17	01/23/2017	<0.94	<0.72	<0.98	<0.80	<0.82	<0.53	<0.59	<0.44	<2.0	<0.69	<1.3	<4.5	<0.72	<0.53
MW-17	07/18/2017	<0.94	<0.72	<0.98	<0.80	<0.82	<0.53	<0.59	<0.44	<2.0	<0.69	<1.3	<4.5	2.4 I	<0.53
MW-20	01/22/2013	<0.42	<0.63	<2.5	<0.9	<1	<0.65	<0.14	<0.34	<4	<0.44	-	<8.4	<2.5	-
MW-20	07/16/2013	<0.42	<0.63	<2.5	<0.9	<1	<0.65	<0.14	<0.34	<4	<0.44	-	<8.4	<2.5	-
MW-20	01/22/2014	<0.42	<0.63	<2.5	<0.9	<1	<0.65	<0.14	<0.34	<4	<0.44	-	<8.4	<2.5	-
MW-20	07/22/2014	<0.42	<0.63	<2.5	<0.9	<1	<0.65	<0.14	<0.34	<4	<0.44	-	<8.4	<2.5	-
MW-20	01/21/2015	<0.42	<0.63	<2.5	<0.9	<1	<0.65	<0.14	<0.34	<4	<0.44	-	<8.4	<2.5	-
MW-20	07/22/2015	<0.42	<0.63	<2.5	<0.9	<1	<0.65	<0.14	<0.34	<4	<0.44	-	<8.4	<2.5	-
MW-20	03/22/2016	<0.43	<0.63	<2.5	<0.9	<1	<0.65	<0.39	<0.31	<4	<0.44	-	<8.4	<2.5	-
MW-20	07/26/2016	<0.43	<0.63	<2.5	<0.9	<1	<0.65	<0.39	<0.31	<5	<0.44	-	<8.4	<2.5	-
MW-20	01/25/2017	<0.94	<0.72	<0.98	<0.80	<0.82	<0.53	<0.59	<0.44	<2.0	<0.69	<1.3	<4.5	<0.72	<0.53
MW-20	07/19/2017	<0.94	<0.72	<0.98	<0.80	<0.82	<0.53	<0.59	<0.44	<2.0	<0.69	<1.3	<4.5	<0.72	<0.53
MW-21	01/22/2013	<0.42	2	<2.5	<0.9	<1	2.6	<0.14	<0.34	<4	2.2	-	<8.4	<2.5	-
MW-21	07/16/2013	<0.42	1.3	<2.5	<0.9	<1	1.3	<0.14	<0.34	<4	0.74 I	-	<8.4	<2.5	-
MW-21	01/21/2014	<0.42	1.5	<2.5	<0.9	<1	1.2	<0.14	<0.34	<4	0.69 I	-	<8.4	<2.5	-
MW-21	07/22/2014	<0.42	1.1	<2.5	<0.9	<1	1.6	<0.14	<0.34	<4	0.44 I	-	<8.4	<2.5	-
MW-21	01/20/2015	<0.42	1.5	<2.5	<0.9	<1	1.2	<0.14	<0.34	<4	<0.44	-	<8.4	<2.5	-
MW-21	07/23/2015	<0.42	1.4	<2.5	<0.9	<1	1.5	<0.14	<0.34	<4	<0.44	-	<8.4	<2.5	-
MW-21	03/22/2016	<0.43	1.4	<2.5	<0.9	<1	1.3	<0.39	<0.31	<4	<0.44	-	<8.4	<2.5	-
MW-21	07/27/2016	<0.43	1.1	<2.5	<0.9	<1	0.83 I	<0.39	<0.31	<5	<0.44	-	<8.4	<2.5	-
MW-21	01/25/2017	<0.94	<0.72	<0.98	<0.80	<0.82	1.5	<0.59	<0.44	<2.0	<0.69	<1.3	<4.5	<0.72	<0.53

ALL DATA
CITRUS COUNTY CENTRAL LANDFILL
JANUARY 2013 THROUGH JULY 2017

PARAMETER		CARBON TETRA-CHLORIDE	CHLORO-BENZENE	CHLORO-ETHANE	CHLORO-FORM	CHLORO-METHANE (METHYL CHLORIDE)	CIS-1,2-DICHLORO-ETHENE	CIS-1,3-DICHLORO-PROPENE	DIBROMO-CHLORO-METHANE	DICHLORO-METHANE	ETHYL-BENZENE	M&P-XYLENES	METHYL ETHYL KETONE	METHYL-IODIDE	O-XYLENES
STANDARD UNITS		3 µg/L* µg/L	100 µg/L* µg/L	12 µg/L*** µg/L	70 µg/L*** µg/L	2.7 µg/L*** µg/L	70 µg/L* µg/L	0.4 µg/L*** µg/L	0.4 µg/L*** µg/L	5 µg/L* µg/L	30 µg/L** µg/L	20 µg/L** µg/L	4200 µg/L*** µg/L	(1) µg/L	20 µg/L** µg/L
MW-21	07/19/2017	<0.94	1.6	<0.98	<0.80	<0.82	1.8	<0.59	<0.44	<2.0	<0.69	<1.3	<4.5	<0.72	<0.53
Assessment															
MW-18	01/24/2013	-	-	-	-	-	-	-	-	<4	-	-	-	-	-
MW-18	07/16/2013	-	-	-	-	-	-	-	-	<4	-	-	-	-	-
MW-18	01/22/2014	-	-	-	-	-	-	-	-	<4	-	-	-	-	-
MW-18	07/22/2014	-	-	-	-	-	-	-	-	<4	-	-	-	-	-
MW-18	01/21/2015	<0.43	<0.63	<2.5	<0.9	<1	<0.65	<0.39	<0.34	<4	<0.44	-	<8.4	<2.5	-
MW-18	07/23/2015	-	-	-	-	-	-	-	-	<4	-	-	-	-	-
MW-18	03/23/2016	-	-	-	-	-	-	-	-	<4	-	-	-	-	-
MW-18	07/27/2016	-	-	-	-	-	-	-	-	<5	-	-	-	-	-
MW-18	01/25/2017	-	-	-	-	-	-	-	-	<2.0	-	-	-	-	-
MW-18	07/19/2017	-	-	-	-	-	-	-	-	<2.0	-	-	-	-	-
MW-19	01/23/2013	-	-	-	-	-	-	-	-	<4	-	-	-	-	-
MW-19	07/17/2013	-	-	-	-	-	-	-	-	<4	-	-	-	-	-
MW-19	01/22/2014	-	-	-	-	-	-	-	-	<4	-	-	-	-	-
MW-19	07/22/2014	-	-	-	-	-	-	-	-	4.2 I	-	-	-	-	-
MW-19	01/21/2015	-	-	-	-	-	-	-	-	7.3	-	-	-	-	-
MW-19	02/17/2015	-	-	-	-	-	-	-	-	8.7	-	-	-	-	-
MW-19	07/23/2015	-	-	-	-	-	-	-	-	<4	-	-	-	-	-
MW-19	03/23/2016	-	-	-	-	-	-	-	-	7.1	-	-	-	-	-
MW-19	07/26/2016	-	-	-	-	-	-	-	-	<5	-	-	-	-	-
MW-19	08/17/2016	-	-	-	-	-	-	-	-	-	-	-	-	-	-
MW-19	01/25/2017	-	-	-	-	-	-	-	-	2.8 I	-	-	-	-	-

LEGEND

*	=Primary Drinking Water Standard	I	= Value is between the Method Detection Level (MDL) and the Reporting Detection Level (RDL)
**	=Secondary Drinking Water Standard	J	= Estimated value
***	=Chapter 62-777 - Groundwater Cleanup Target Level (GCTL)	V	= Analyte found in associated method blank
(1)	=No Standard	Q	= Estimated value; analyte analyzed after acceptable holding time
-	=Not Analyzed		

ALL DATA
CITRUS COUNTY CENTRAL LANDFILL
JANUARY 2013 THROUGH JULY 2017

PARAMETER		STYRENE	TETRA-CHLORO-ETHENE	TOLUENE	TRANS-1,2-DICHLORO-ETHENE	TRANS-1,3-DICHLORO-PROPENE	TRICHLORO-ETHENE	TRICHLORO-FLUORO-METHANE	VINYL ACETATE	VINYL CHLORIDE	XYLENES	(E)-1,4-DICHLORO-2-BUTENE	DIBROMO-METHANE
STANDARD		100 µg/L*	3 µg/L*	40 µg/L**	100 µg/L*	0.4 µg/L***	3 µg/L*	2100 µg/L***	88 µg/L***	1 µg/L*	20 µg/L**	(1)	70 µg/L***
UNITS		µg/L	µg/L	µg/L	µg/L	µg/L	µg/L	µg/L	µg/L	µg/L	µg/L	µg/L	µg/L
Background													
MW-3	01/22/2013	<0.98	<0.5	<0.51	<0.44	<0.14	<0.5	<2.5	<1.5	<0.5	<0.5	<2.5	<0.41
MW-3	07/16/2013	<0.98	<0.5	<0.51	<0.44	<0.14	<0.5	<2.5	<1.5	<0.5	<0.5	<2.5	<0.41
MW-3	01/22/2014	<0.98	<0.5	<0.51	<0.44	<0.14	<0.5	<2.5	<1.5	<0.5	<0.5	<2.5	<0.41
MW-3	07/22/2014	<0.98	<0.5	<0.51	<0.44	<0.14	<0.5	<2.5	<1.5	<0.5	<0.5	<2.5	<0.41
MW-3	01/21/2015	<0.98	<0.5	<0.51	<0.44	<0.14	<0.5	<2.5	<1.5	<0.5	<0.5	<2.5	<0.41
MW-3	07/22/2015	<0.98	<0.5	<0.51	<0.44	<0.14	<0.5	<2.5	<1.5	<0.5	<0.5	<2.5	<0.41
MW-3	03/22/2016	<0.98	<0.5	<0.51	<0.67	<0.27	<0.61	<2.5	<1.5	<0.71	<0.5	<2.5	<0.46
MW-3	07/26/2016	<0.98	<0.5	<0.51	<0.67	<0.27	<0.61	<2.5	<1.5	<0.71	<0.5	<2.5	<0.46
MW-3	01/24/2017	<0.61	<0.76	<0.72	<0.73	<0.73	<0.89	<0.94	<0.60	<0.71	<1.3	<0.79	<0.84
MW-3	07/20/2017	<0.61	<0.76	<0.72	<0.73	<0.73	<0.89	<0.94	<0.60	<0.71	<1.3	<0.79	<0.84
MW-7	01/22/2013	<0.98	<0.5	<0.51	<0.44	<0.14	<0.5	<2.5	<1.5	0.9 I	1.4 I	<2.5	<0.41
MW-7	07/16/2013	<0.98	<0.5	<0.51	<0.44	<0.14	<0.5	<2.5	<1.5	<0.5	<0.5	<2.5	<0.41
MW-7	01/22/2014	<0.98	<0.5	<0.51	<0.44	<0.14	<0.5	<2.5	<1.5	<0.5	1 I	<2.5	<0.41
MW-7	07/22/2014	<0.98	<0.5	<0.51	<0.44	<0.14	<0.5	<2.5	<1.5	<0.5	0.69 I	<2.5	<0.41
MW-7	01/21/2015	<0.98	<0.5	<0.51	<0.44	<0.14	<0.5	<2.5	<1.5	0.68 I	1.3 I	<2.5	<0.41
MW-7	07/22/2015	<0.98	<0.5	<0.51	<0.44	<0.14	<0.5	<2.5	<1.5	<0.5	0.96 I	<2.5	<0.41
MW-7	03/23/2016	<0.98	<0.5	<0.51	<0.67	<0.27	<0.61	<2.5	<1.5	<0.71	0.77 I	<2.5	<0.46
MW-7	07/26/2016	<0.98	<0.5	<0.51	<0.67	<0.27	<0.61	<2.5	<1.5	<0.71	0.8 I	<2.5	<0.46
MW-7	01/24/2017	<0.61	<0.76	<0.72	<0.73	<0.73	<0.89	<0.94	<0.60	<0.71	<1.3	<0.79	<0.84
MW-7	07/20/2017	<0.61	<0.76	<0.72	<0.73	<0.73	<0.89	<0.94	<0.60	<0.71	<1.3	<0.79	<0.84
Compliance													
MW-10	01/24/2013	<0.98	<0.5	<0.51	<0.44	<0.14	<0.5	<2.5	<1.5	1.7	5.4	<2.5	<0.41
MW-10	07/16/2013	<0.98	<0.5	<0.51	<0.44	<0.14	<0.5	<2.5	<1.5	1.8	3.8	<2.5	<0.41
MW-10	01/21/2014	<0.98	<0.5	<0.51	<0.44	<0.14	<0.5	<2.5	<1.5	1.5	2.1 I	<2.5	<0.41
MW-10	07/22/2014	<0.98	<0.5	<0.51	<0.44	<0.14	<0.5	<2.5	<1.5	1.8	3.5	<2.5	<0.41
MW-10	01/20/2015	<0.98	<0.5	<0.51	<0.44	<0.14	<0.5	<2.5	<1.5	1.8	3.1	<2.5	<0.41
MW-10	07/22/2015	<0.98	<0.5	<0.51	<0.44	<0.14	<0.5	<2.5	<1.5	1.1	2.6 I	<2.5	<0.41
MW-10	03/22/2016	<0.98	<0.5	<0.51	<0.67	<0.27	<0.61	<2.5	<1.5	0.86 I	1.5 I	<2.5	<0.46
MW-10	07/27/2016	<0.98	<0.5	<0.51	<0.67	<0.27	<0.61	<2.5	<1.5	<0.71	1.7 I	<2.5	<0.46
MW-10	01/25/2017	<0.61	<0.76	<0.72	<0.73	<0.73	<0.89	<0.94	<0.60	<0.71	1.6 I	<0.79	<0.84
MW-10	07/19/2017	<0.61	<0.76	<0.72	<0.73	<0.73	<0.89	<0.94	<0.60	<0.71	<1.3	<0.79	<0.84
MW-11	01/23/2013	<0.98	<0.5	<0.51	<0.44	<0.14	<0.5	<2.5	<1.5	<0.5	<0.5	<2.5	<0.41
MW-11	07/16/2013	<0.98	<0.5	<0.51	<0.44	<0.14	<0.5	<2.5	<1.5	<0.5	<0.5	<2.5	<0.41
MW-11	01/22/2014	<0.98	<0.5	<0.51	<0.44	<0.14	<0.5	<2.5	<1.5	<0.5	<0.5	<2.5	<0.41
MW-11	07/22/2014	<0.98	<0.5	<0.51	<0.44	<0.14	<0.5	<2.5	<1.5	<0.5	<0.5	<2.5	<0.41
MW-11	01/20/2015	<0.98	<0.5	<0.51	<0.44	<0.14	<0.5	<2.5	<1.5	<0.5	<0.5	<2.5	<0.41

ALL DATA
CITRUS COUNTY CENTRAL LANDFILL
JANUARY 2013 THROUGH JULY 2017

PARAMETER		STYRENE	TETRA-CHLORO-ETHENE	TOLUENE	TRANS-1,2-DICHLORO-ETHENE	TRANS-1,3-DICHLORO-PROPENE	TRICHLORO-ETHENE	TRICHLORO-FLUORO-METHANE	VINYL ACETATE	VINYL CHLORIDE	XYLENES	(E)-1,4-DICHLORO-2-BUTENE	DIBROMO-METHANE
STANDARD		100 µg/L*	3 µg/L*	40 µg/L**	100 µg/L*	0.4 µg/L***	3 µg/L*	2100 µg/L***	88 µg/L***	1 µg/L*	20 µg/L**	(1)	70 µg/L***
UNITS		µg/L	µg/L	µg/L	µg/L	µg/L	µg/L	µg/L	µg/L	µg/L	µg/L	µg/L	µg/L
MW-11	07/22/2015	<0.98	<0.5	<0.51	<0.44	<0.14	<0.5	<2.5	<1.5	<0.5	<0.5	<2.5	<0.41
MW-11	03/24/2016	<0.98	<0.5	<0.51	<0.67	<0.27	<0.61	<2.5	<1.5	<0.71	<0.5	<2.5	<0.46
MW-11	07/25/2016	<0.98	<0.5	<0.51	<0.67	<0.27	<0.61	<2.5	<1.5	<0.71	<0.5	<2.5	<0.46
MW-11	01/24/2017	<0.61	<0.76	<0.72	<0.73	<0.73	<0.89	<0.94	<0.60	<0.71	<1.3	<0.79	<0.84
MW-11	07/20/2017	<0.61	<0.76	<0.72	<0.73	<0.73	<0.89	<0.94	<0.60	<0.71	<1.3	<0.79	<0.84
MW-12	01/23/2013	<0.98	<0.5	<0.51	<0.44	<0.14	<0.5	<2.5	<1.5	<0.5	<0.5	<2.5	<0.41
MW-12	07/17/2013	<0.98	<0.5	<0.51	<0.44	<0.14	<0.5	<2.5	<1.5	<0.5	<0.5	<2.5	<0.41
MW-12	01/22/2014	<0.98	<0.5	<0.51	<0.44	<0.14	<0.5	<2.5	<1.5	<0.5	<0.5	<2.5	<0.41
MW-12	07/22/2014	<0.98	<0.5	<0.51	<0.44	<0.14	<0.5	<2.5	<1.5	<0.5	<0.5	<2.5	<0.41
MW-12	01/20/2015	<0.98	<0.5	<0.51	<0.44	<0.14	<0.5	<2.5	<1.5	<0.5	<0.5	<2.5	<0.41
MW-12	07/22/2015	<0.98	<0.5	<0.51	<0.44	<0.14	<0.5	<2.5	<1.5	<0.5	<0.5	<2.5	<0.41
MW-12	03/24/2016	<0.98	<0.5	<0.51	<0.67	<0.27	<0.61	<2.5	<1.5	<0.71	<0.5	<2.5	<0.46
MW-12	07/25/2016	<0.98	<0.5	<0.51	<0.67	<0.27	<0.61	<2.5	<1.5	<0.71	<0.5	<2.5	<0.46
MW-12	01/24/2017	<0.61	<0.76	<0.72	<0.73	<0.73	<0.89	<0.94	<0.60	<0.71	<1.3	<0.79	<0.84
MW-12	07/20/2017	<0.61	<0.76	<0.72	<0.73	<0.73	<0.89	<0.94	<0.60	<0.71	<1.3	<0.79	<0.84
MW-13	01/23/2013	<0.98	<0.5	<0.51	<0.44	<0.14	<0.5	<2.5	<1.5	0.89 I	<0.5	<2.5	<0.41
MW-13	07/17/2013	<0.98	<0.5	<0.51	<0.44	<0.14	<0.5	<2.5	<1.5	0.63 I	<0.5	<2.5	<0.41
MW-13	01/22/2014	<0.98	<0.5	<0.51	<0.44	<0.14	<0.5	<2.5	<1.5	0.58 I	<0.5	<2.5	<0.41
MW-13	07/23/2014	<0.98	<0.5	<0.51	<0.44	<0.14	<0.5	<2.5	<1.5	<0.5	<0.5	<2.5	<0.41
MW-13	01/20/2015	<0.98	<0.5	<0.51	<0.44	<0.14	<0.5	<2.5	<1.5	<0.5	<0.5	<2.5	<0.41
MW-13	07/22/2015	<0.98	<0.5	<0.51	<0.44	<0.14	<0.5	<2.5	<1.5	<0.5	<0.5	<2.5	<0.41
MW-13	03/23/2016	<0.98	<0.5	<0.51	<0.67	<0.27	<0.61	<2.5	<1.5	<0.71	<0.5	<2.5	<0.46
MW-13	07/26/2016	<0.98	<0.5	<0.51	<0.67	<0.27	<0.61	<2.5	<1.5	<0.71	<0.5	<2.5	<0.46
MW-13	01/24/2017	<0.61	<0.76	<0.72	<0.73	<0.73	<0.89	<0.94	<0.60	<0.71	<1.3	<0.79	<0.84
MW-13	07/18/2017	<0.61	<0.76	<0.72	<0.73	<0.73	<0.89	<0.94	<0.60	<0.71	<1.3	<0.79	<0.84
MW-14	01/23/2013	<0.98	<0.5	<0.51	<0.44	<0.14	<0.5	<2.5	<1.5	<0.5	<0.5	<2.5	<0.41
MW-14	02/20/2013	-	-	-	-	-	-	-	-	-	-	-	-
MW-14	07/17/2013	<0.98	<0.5	<0.51	<0.44	<0.14	<0.5	<2.5	<1.5	<0.5	<0.5	<2.5	<0.41
MW-14	01/21/2014	<0.98	<0.5	<0.51	<0.44	<0.14	<0.5	<2.5	<1.5	<0.5	<0.5	<2.5	<0.41
MW-14	07/23/2014	<0.98	<0.5	<0.51	<0.44	<0.14	<0.5	<2.5	<1.5	<0.5	<0.5	<2.5	<0.41
MW-14	01/20/2015	<0.98	<0.5	<0.51	<0.44	<0.14	<0.5	<2.5	<1.5	<0.5	<0.5	<2.5	<0.41
MW-14	07/22/2015	<0.98	<0.5	<0.51	<0.44	<0.14	<0.5	<2.5	<1.5	<0.5	<0.5	<2.5	<0.41
MW-14	03/23/2016	<0.98	<0.5	<0.51	<0.67	<0.27	<0.61	<2.5	<1.5	<0.71	<0.5	<2.5	<0.46
MW-14	07/25/2016	<0.98	<0.5	<0.51	<0.67	<0.27	<0.61	<2.5	<1.5	<0.71	<0.5	<2.5	<0.46
MW-14	01/23/2017	<0.61	<0.76	<0.72	<0.73	<0.73	<0.89	<0.94	<0.60	<0.71	<1.3	<0.79	<0.84
MW-14	07/18/2017	<0.61	<0.76	<0.72	<0.73	<0.73	<0.89	<0.94	<0.60	<0.71	<1.3	<0.79	<0.84
MW-15	01/24/2013	<0.98	<0.5	<0.51	<0.44	<0.14	0.68 I	<2.5	<1.5	<0.5	<0.5	<2.5	<0.41

ALL DATA
CITRUS COUNTY CENTRAL LANDFILL
JANUARY 2013 THROUGH JULY 2017

PARAMETER		STYRENE	TETRA-CHLORO-ETHENE	TOLUENE	TRANS-1,2-DICHLORO-ETHENE	TRANS-1,3-DICHLORO-PROPENE	TRICHLORO-ETHENE	TRICHLORO-FLUORO-METHANE	VINYL ACETATE	VINYL CHLORIDE	XYLENES	(E)-1,4-DICHLORO-2-BUTENE	DIBROMO-METHANE
STANDARD UNITS		100 µg/L* µg/L	3 µg/L* µg/L	40 µg/L** µg/L	100 µg/L* µg/L	0.4 µg/L*** µg/L	3 µg/L* µg/L	2100 µg/L*** µg/L	88 µg/L*** µg/L	1 µg/L* µg/L	20 µg/L** µg/L	(1) µg/L	70 µg/L*** µg/L
MW-15	07/17/2013	<0.98	<0.5	<0.51	<0.44	<0.14	0.68 I	<2.5	<1.5	<0.5	<0.5	<2.5	<0.41
MW-15	01/22/2014	<0.98	<0.5	<0.51	<0.44	<0.14	0.52 I	<2.5	<1.5	<0.5	<0.5	<2.5	<0.41
MW-15	07/23/2014	<0.98	<0.5	<0.51	<0.44	<0.14	<0.5	<2.5	<1.5	<0.5	<0.5	<2.5	<0.41
MW-15	01/20/2015	<0.98	<0.5	<0.51	<0.44	<0.14	0.53 I	<2.5	<1.5	<0.5	<0.5	<2.5	<0.41
MW-15	07/23/2015	<0.98	<0.5	<0.51	<0.44	<0.14	<0.5	<2.5	<1.5	<0.5	<0.5	<2.5	<0.41
MW-15	03/23/2016	<0.98	<0.5	<0.51	<0.67	<0.27	<0.61	<2.5	<1.5	<0.71	<0.5	<2.5	<0.46
MW-15	07/25/2016	<0.98	<0.5	<0.51	<0.67	<0.27	<0.61	<2.5	<1.5	<0.71	<0.5	<2.5	<0.46
MW-15	01/23/2017	<0.61	<0.76	<0.72	<0.73	<0.73	<0.89	<0.94	<0.60	<0.71	<1.3	<0.79	<0.84
MW-15	07/18/2017	<0.61	<0.76	<0.72	<0.73	<0.73	<0.89	<0.94	<0.60	<0.71	<1.3	<0.79	<0.84
MW-17	01/23/2013	<0.98	<0.5	<0.51	<0.44	<0.14	<0.5	<2.5	<1.5	<0.5	<0.5	<2.5	<0.41
MW-17	07/17/2013	<0.98	<0.5	<0.51	<0.44	<0.14	<0.5	<2.5	<1.5	<0.5	<0.5	<2.5	<0.41
MW-17	01/21/2014	<0.98	<0.5	<0.51	<0.44	<0.14	<0.5	<2.5	<1.5	<0.5	<0.5	<2.5	<0.41
MW-17	07/23/2014	<0.98	<0.5	<0.51	<0.44	<0.14	<0.5	<2.5	<1.5	<0.5	<0.5	<2.5	<0.41
MW-17	01/20/2015	<0.98	<0.5	<0.51	<0.44	<0.14	<0.5	<2.5	<1.5	<0.5	<0.5	<2.5	<0.41
MW-17	07/22/2015	<0.98	<0.5	<0.51	<0.44	<0.14	<0.5	<2.5	<1.5	<0.5	<0.5	<2.5	<0.41
MW-17	03/23/2016	<0.98	<0.5	<0.51	<0.67	<0.27	<0.61	<2.5	<1.5	<0.71	<0.5	<2.5	<0.46
MW-17	07/25/2016	<0.98	<0.5	<0.51	<0.67	<0.27	<0.61	<2.5	<1.5	<0.71	<0.5	<2.5	<0.46
MW-17	01/23/2017	<0.61	<0.76	<0.72	<0.73	<0.73	<0.89	<0.94	<0.60	<0.71	<1.3	<0.79	<0.84
MW-17	07/18/2017	<0.61	<0.76	<0.72	<0.73	<0.73	<0.89	<0.94	<0.60	<0.71	<1.3	<0.79	<0.84
MW-20	01/22/2013	<0.98	<0.5	<0.51	<0.44	<0.14	<0.5	<2.5	<1.5	<0.5	<0.5	<2.5	<0.41
MW-20	07/16/2013	<0.98	<0.5	<0.51	<0.44	<0.14	<0.5	<2.5	<1.5	<0.5	<0.5	<2.5	<0.41
MW-20	01/22/2014	<0.98	<0.5	<0.51	<0.44	<0.14	<0.5	<2.5	<1.5	<0.5	<0.5	<2.5	<0.41
MW-20	07/22/2014	<0.98	<0.5	<0.51	<0.44	<0.14	<0.5	<2.5	<1.5	<0.5	<0.5	<2.5	<0.41
MW-20	01/21/2015	<0.98	<0.5	<0.51	<0.44	<0.14	<0.5	<2.5	<1.5	<0.5	<0.5	<2.5	<0.41
MW-20	07/22/2015	<0.98	<0.5	<0.51	<0.44	<0.14	<0.5	<2.5	<1.5	<0.5	<0.5	<2.5	<0.41
MW-20	03/22/2016	<0.98	<0.5	<0.51	<0.67	<0.27	<0.61	<2.5	<1.5	<0.71	<0.5	<2.5	<0.46
MW-20	07/26/2016	<0.98	<0.5	<0.51	<0.67	<0.27	<0.61	<2.5	<1.5	<0.71	<0.5	<2.5	<0.46
MW-20	01/25/2017	<0.61	<0.76	<0.72	<0.73	<0.73	<0.89	<0.94	<0.60	<0.71	<1.3	<0.79	<0.84
MW-20	07/19/2017	<0.61	<0.76	<0.72	<0.73	<0.73	<0.89	<0.94	<0.60	<0.71	<1.3	<0.79	<0.84
MW-21	01/22/2013	<0.98	<0.5	<0.51	<0.44	<0.14	<0.5	<2.5	<1.5	2.3	<0.5	<2.5	<0.41
MW-21	07/16/2013	<0.98	<0.5	<0.51	<0.44	<0.14	<0.5	<2.5	<1.5	0.79 I	0.86 I	<2.5	<0.41
MW-21	01/21/2014	<0.98	<0.5	<0.51	<0.44	<0.14	<0.5	<2.5	<1.5	0.68 I	<0.5	<2.5	<0.41
MW-21	07/22/2014	<0.98	<0.5	<0.51	<0.44	<0.14	<0.5	<2.5	<1.5	0.52 I	<0.5	<2.5	<0.41
MW-21	01/20/2015	<0.98	<0.5	<0.51	<0.44	<0.14	<0.5	<2.5	<1.5	0.55 I	<0.5	<2.5	<0.41
MW-21	07/23/2015	<0.98	<0.5	<0.51	<0.44	<0.14	<0.5	<2.5	<1.5	<0.5	<0.5	<2.5	<0.41
MW-21	03/22/2016	<0.98	<0.5	<0.51	<0.67	<0.27	<0.61	<2.5	<1.5	<0.71	<0.5	<2.5	<0.46
MW-21	07/27/2016	<0.98	<0.5	<0.51	<0.67	<0.27	<0.61	<2.5	<1.5	<0.71	<0.5	<2.5	<0.46
MW-21	01/25/2017	<0.61	<0.76	<0.72	<0.73	<0.73	<0.89	<0.94	<0.60	<0.71	<1.3	<0.79	<0.84

ALL DATA
CITRUS COUNTY CENTRAL LANDFILL
JANUARY 2013 THROUGH JULY 2017

PARAMETER		STYRENE	TETRA-CHLORO-ETHENE	TOLUENE	TRANS-1,2-DICHLORO-ETHENE	TRANS-1,3-DICHLORO-PROPENE	TRICHLORO-ETHENE	TRICHLORO-FLUORO-METHANE	VINYL ACETATE	VINYL CHLORIDE	XYLENES	(E)-1,4-DICHLORO-2-BUTENE	DIBROMO-METHANE
STANDARD UNITS		100 µg/L* µg/L	3 µg/L* µg/L	40 µg/L** µg/L	100 µg/L* µg/L	0.4 µg/L*** µg/L	3 µg/L* µg/L	2100 µg/L*** µg/L	88 µg/L*** µg/L	1 µg/L* µg/L	20 µg/L** µg/L	(1) µg/L	70 µg/L*** µg/L
MW-21	07/19/2017	<0.61	<0.76	<0.72	<0.73	<0.73	<0.89	<0.94	<0.60	0.82 I	<1.3	<0.79	<0.84
Assessment													
MW-18	01/24/2013	-	-	-	-	-	-	-	-	<0.5	-	-	-
MW-18	07/16/2013	-	-	-	-	-	-	-	-	<0.5	-	-	-
MW-18	01/22/2014	-	-	-	-	-	-	-	-	<0.5	-	-	-
MW-18	07/22/2014	-	-	-	-	-	-	-	-	<0.5	-	-	-
MW-18	01/21/2015	<0.98	<0.5	<0.51	<0.67	<0.27	<0.61	<2.5	<1.5	<0.5	<0.5	<2.5	<0.46
MW-18	07/23/2015	-	-	-	-	-	-	-	-	<0.5	-	-	-
MW-18	03/23/2016	-	-	-	-	-	-	-	-	<0.71	-	-	-
MW-18	07/27/2016	-	-	-	-	-	-	-	-	<0.71	-	-	-
MW-18	01/25/2017	-	-	-	-	-	-	-	-	<0.71	-	-	-
MW-18	07/19/2017	-	-	-	-	-	-	-	-	<0.71	-	-	-
MW-19	01/23/2013	-	-	-	-	-	-	-	-	0.61 I	-	-	-
MW-19	07/17/2013	-	-	-	-	-	-	-	-	<0.5	-	-	-
MW-19	01/22/2014	-	-	-	-	-	-	-	-	<0.5	-	-	-
MW-19	07/22/2014	-	-	-	-	-	-	-	-	0.65 I	-	-	-
MW-19	01/21/2015	-	-	-	-	-	-	-	-	1.2	-	-	-
MW-19	02/17/2015	-	-	-	-	-	-	-	-	-	-	-	-
MW-19	07/23/2015	-	-	-	-	-	-	-	-	<0.5	-	-	-
MW-19	03/23/2016	-	-	-	-	-	-	-	-	1.9	-	-	-
MW-19	07/26/2016	-	-	-	-	-	-	-	-	2.2	-	-	-
MW-19	08/17/2016	-	-	-	-	-	-	-	-	-	-	-	-
MW-19	01/25/2017	-	-	-	-	-	-	-	-	2.0	-	-	-

LEGEND

*	=Primary Drinking Water Standard	I	= Value is between the Method Detection Level (MDL) and the Reporting Detection Level (RDL)
**	=Secondary Drinking Water Standard	J	= Estimated value
***	=Chapter 62-777 - Groundwater Cleanup Target Level (GCTL)	V	= Analyte found in associated method blank
(1)	=No Standard	Q	= Estimated value; analyte analyzed after acceptable holding time
-	=Not Analyzed		

ATTACHMENT 8

LONG-TERM TREND GRAPHS

Citrus County Central Landfill

Historical Turbidity Data

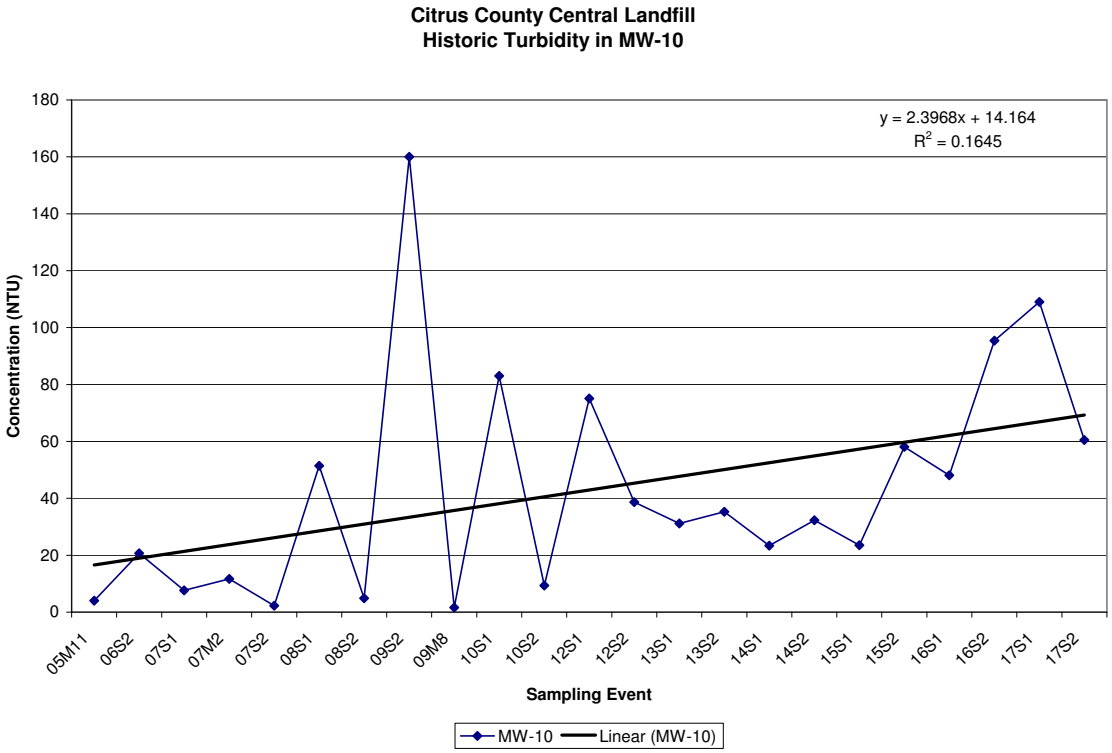
Citrus County Central Landfill
Historic Turbidity in MW-10
y = 2.3968x + 14.164
R2 = 0.1645
Concentration (NTU)
180
160
140
120
100
80
60
40
20
0
05M11
06S2
07S1
07M2
07S2
08S1
08S2
09S2
09M8
10S1
10S2
12S1
12S2
13S1
13S2
14S1
14S2
15S1
15S2
16S1
16S2
17S1
17S2
Sampling Event
MW-10
Linear (MW-10)

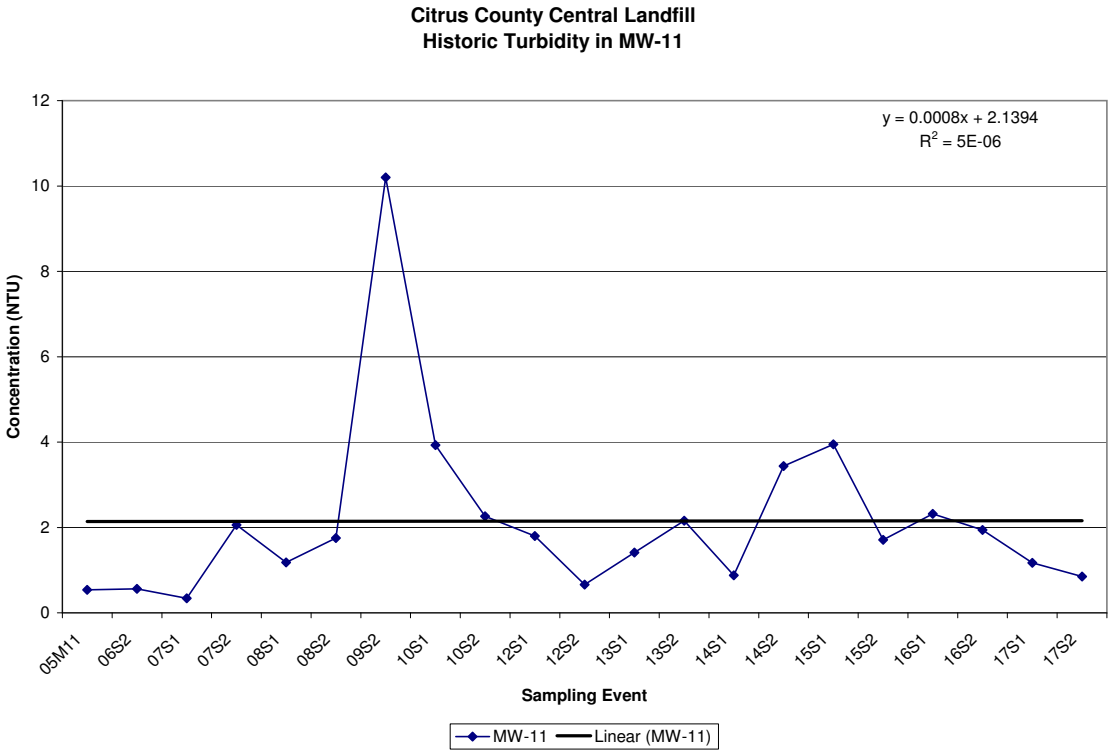
Citrus County Central Landfill
Historic Turbidity in MW-11
y = 0.0008x + 2.1394
R2 = 5E-06
Concentration (NTU)
12
10
8
6
4
2
0
05M11
06S2
07S1
07S2
08S1
08S2
09S2
10S1
10S2
12S1
12S2
13S1
13S2
14S1
14S2
15S1
15S2
16S1
16S2
17S1
17S2
Sampling Event
MW-11
Linear (MW-11)

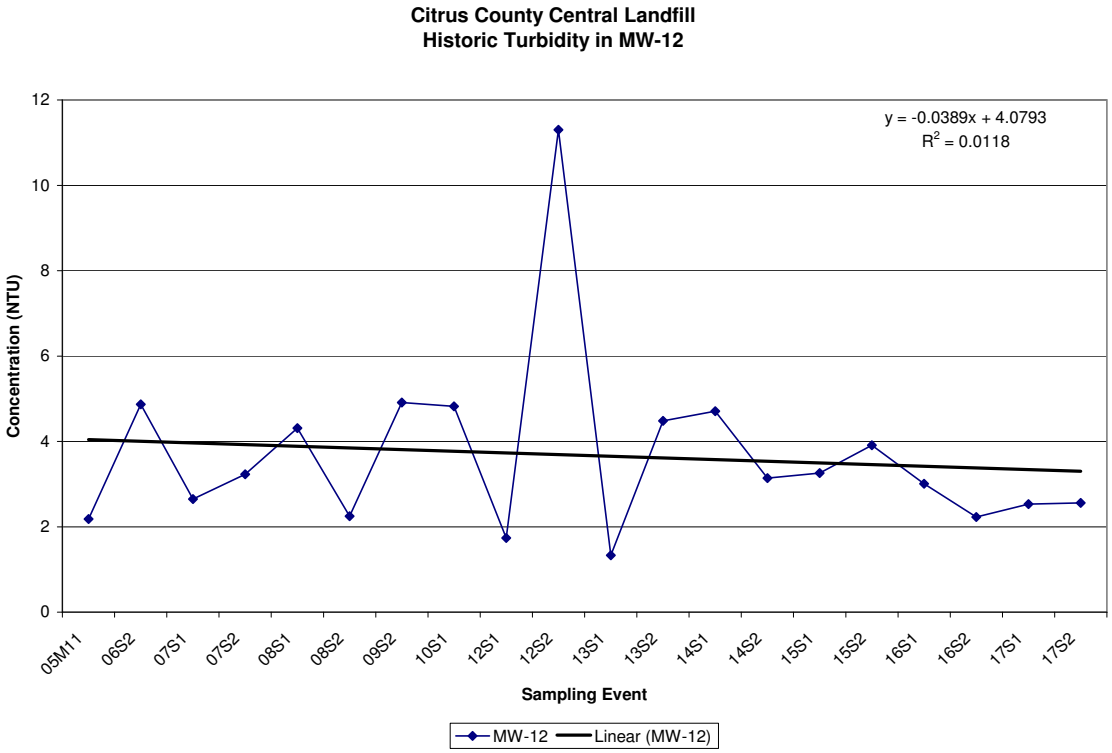
Citrus County Central Landfill
Historic Turbidity in MW-12
y = -0.0389x + 4.0793
R2 = 0.0118
Concentration (NTU)
0
2
4
6
8
10
12
05M11
06S2
07S1
07S2
08S1
08S2
09S2
10S1
12S1
12S2
13S1
13S2
14S1
14S2
15S1
15S2
16S1
16S2
17S1
17S2
Sampling Event
MW-12
Linear (MW-12)

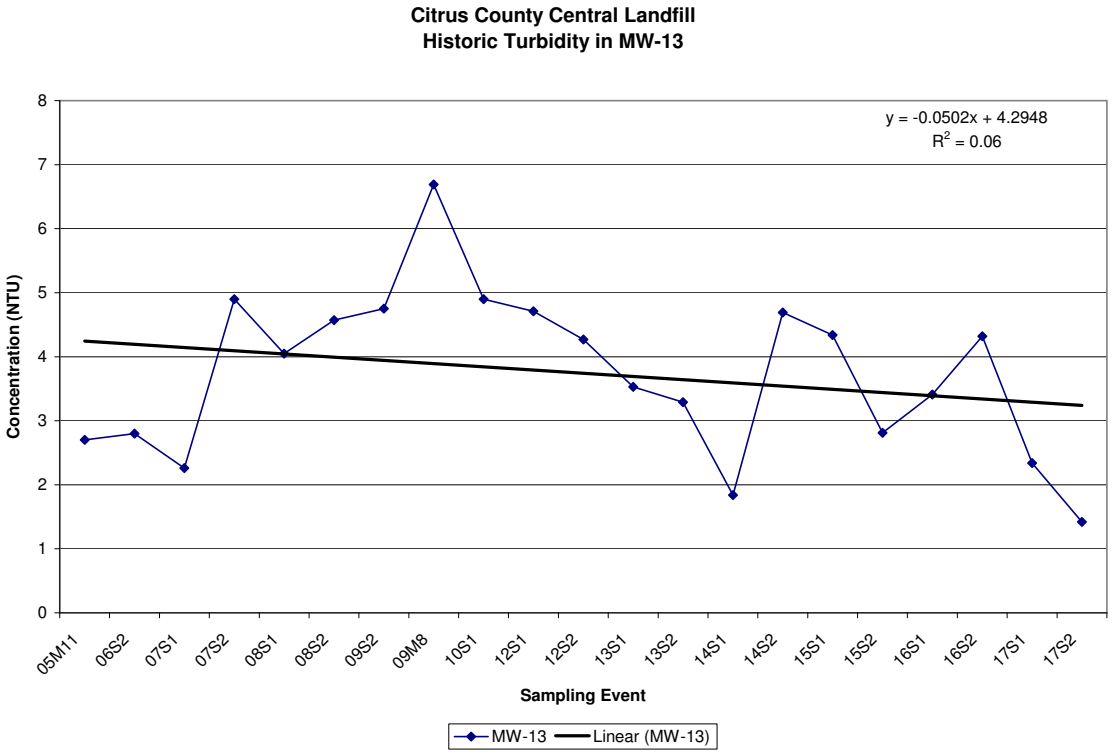
Citrus County Central Landfill
Historic Turbidity in MW-13
y = -0.0502x + 4.2948
R2 = 0.06
Concentration (NTU)
0
1
2
3
4
5
6
7
8
05M11
06S2
07S1
07S2
08S1
08S2
09S2
09M8
10S1
12S1
12S2
13S1
13S2
14S1
14S2
15S1
15S2
16S1
16S2
17S1
17S2
Sampling Event
MW-13
Linear (MW-13)

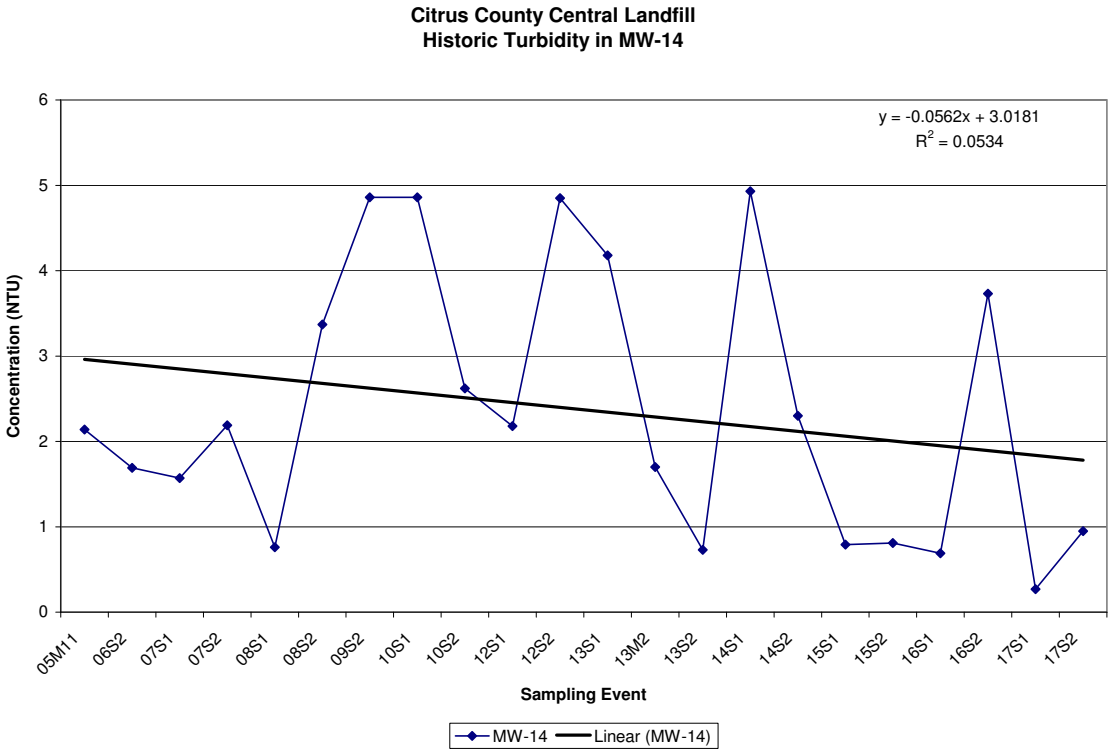
Citrus County Central Landfill
Historic Turbidity in MW-14
y = -0.0562x + 3.0181
R2 = 0.0534
Concentration (NTU)
0
1
2
3
4
5
6
05M11
06S2
07S1
07S2
08S1
08S2
09S2
10S1
10S2
12S1
12S2
13S1
13M2
13S2
14S1
14S2
15S1
15S2
16S1
16S2
17S1
17S2
Sampling Event
MW-14
Linear (MW-14)

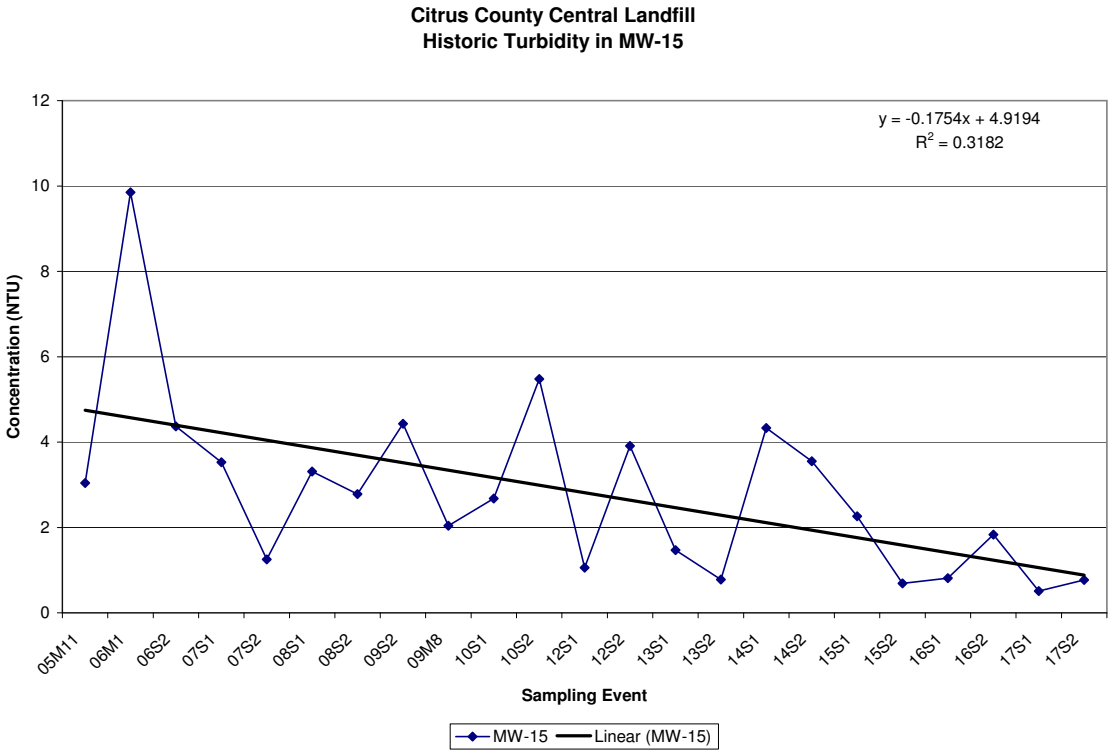
Citrus County Central Landfill
Historic Turbidity in MW-15
y = -0.1754x + 4.9194
R2 = 0.3182
Concentration (NTU)
0
2
4
6
8
10
12
05M11
06M1
06S2
07S1
07S2
08S1
08S2
09S2
09M8
10S1
10S2
12S1
12S2
13S1
13S2
14S1
14S2
15S1
15S2
16S1
16S2
17S1
17S2
Sampling Event
MW-15
Linear (MW-15)

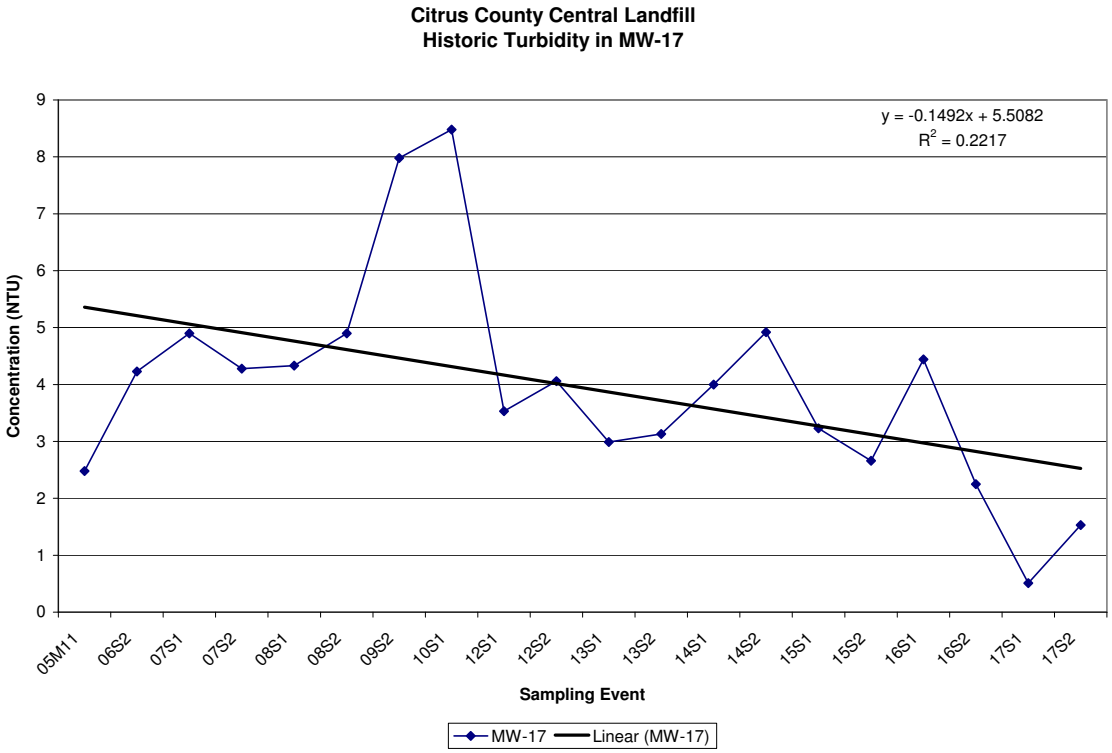
Citrus County Central Landfill
Historic Turbidity in MW-17
y = -0.1492x + 5.5082
R2 = 0.2217
Concentration (NTU)
0
1
2
3
4
5
6
7
8
9
05M11
06S2
07S1
07S2
08S1
08S2
09S2
10S1
12S1
12S2
13S1
13S2
14S1
14S2
15S1
15S2
16S1
16S2
17S1
17S2
Sampling Event
MW-17
Linear (MW-17)

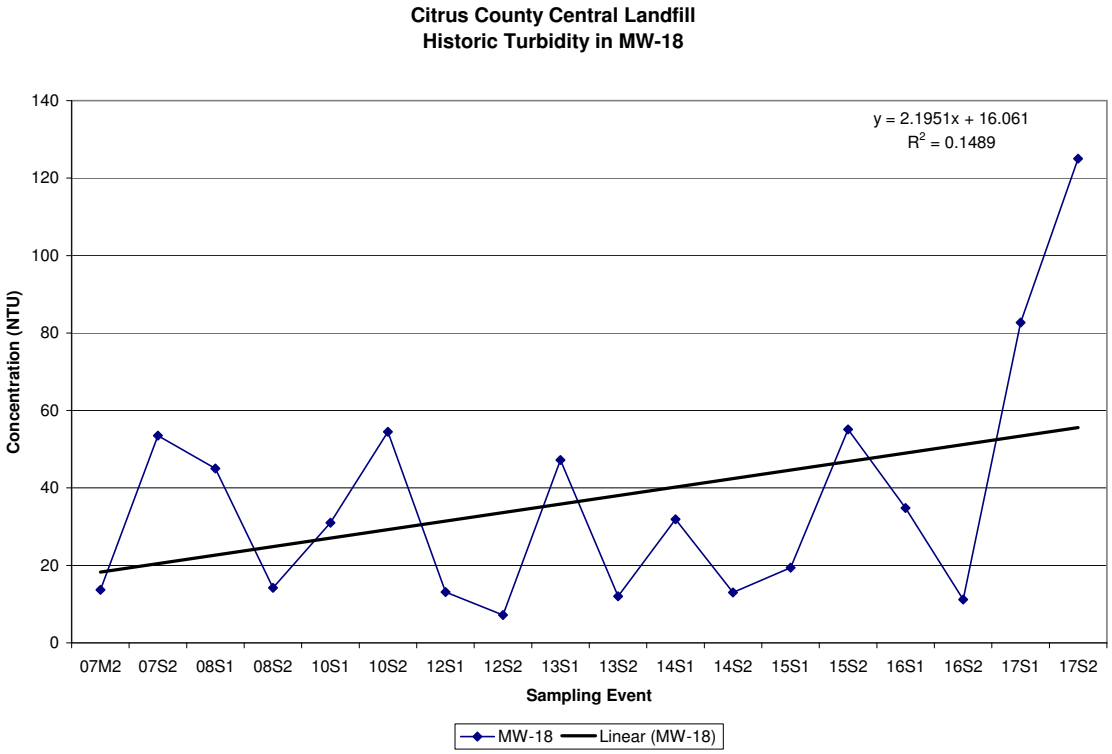
Citrus County Central Landfill
Historic Turbidity in MW-18
y = 2.1951x + 16.061
R2 = 0.1489
Concentration (NTU)
0
20
40
60
80
100
120
140
07M2
07S2
08S1
08S2
10S1
10S2
12S1
12S2
13S1
13S2
14S1
14S2
15S1
15S2
16S1
16S2
17S1
17S2
Sampling Event
MW-18
Linear (MW-18)

Citrus County Central Landfill
Historic Turbidity in MW-20
y = -0.2531x + 5.0505
R2 = 0.563
Concentration (NTU)
0
1
2
3
4
5
6
11M2
12S1
12M2
12S2
13S1
13S2
14S1
14S2
15S1
15S2
16S1
16S2
17S1
17S2
Sampling Event
MW-20
Linear (MW-20)

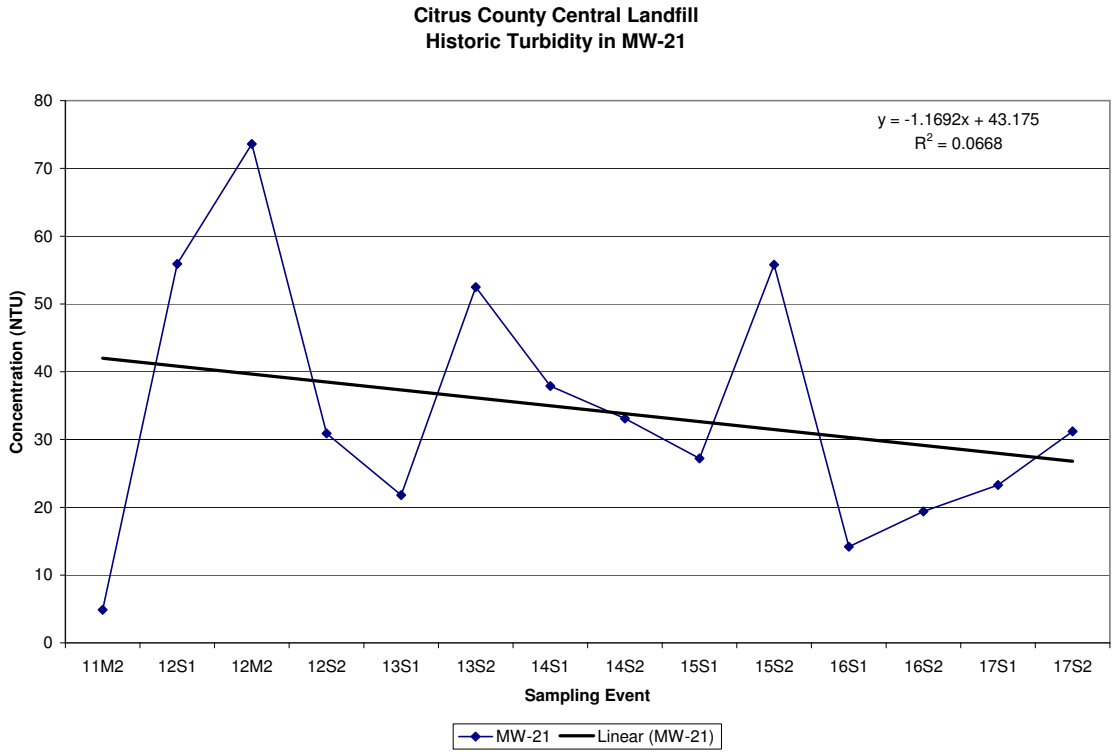
Citrus County Central Landfill
Historic Turbidity in MW-21
y = -1.1692x + 43.175
R2 = 0.0668
Concentration (NTU)
0
10
20
30
40
50
60
70
80
11M2
12S1
12M2
12S2
13S1
13S2
14S1
14S2
15S1
15S2
16S1
16S2
17S1
17S2
Sampling Event
MW-21
Linear (MW-21)

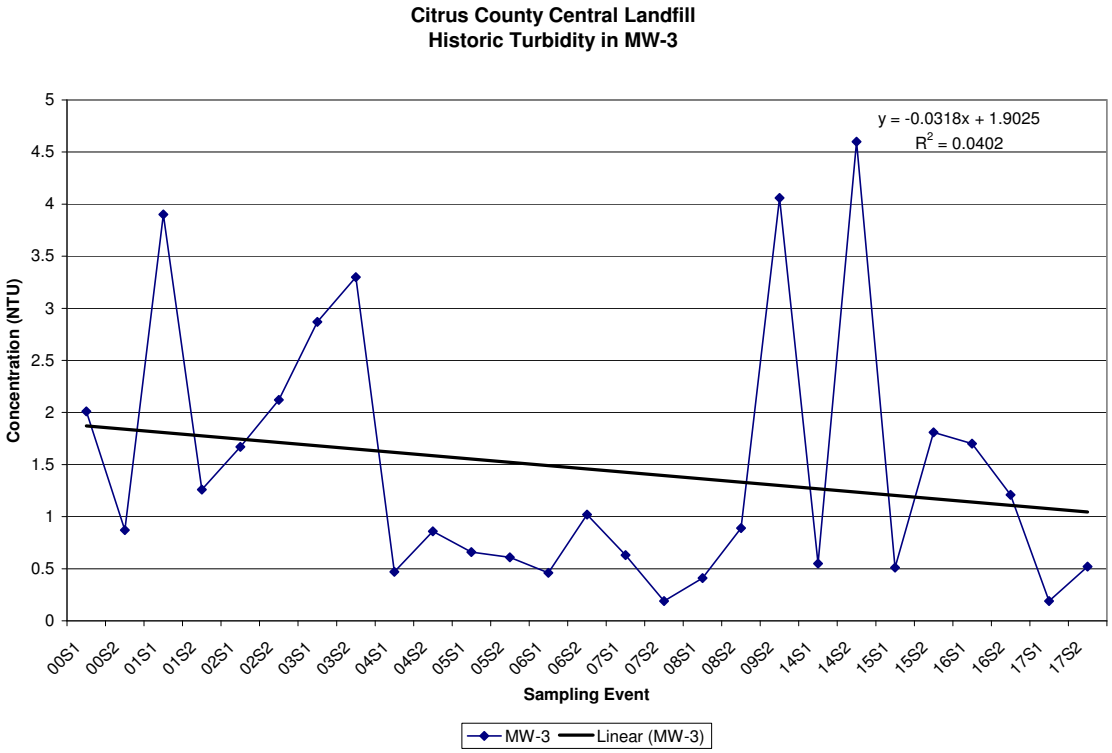
Citrus County Central Landfill
Historic Turbidity in MW-3
y = -0.0318x + 1.9025
R2 = 0.0402
Concentration (NTU)
Sampling Event
MW-3
Linear (MW-3)

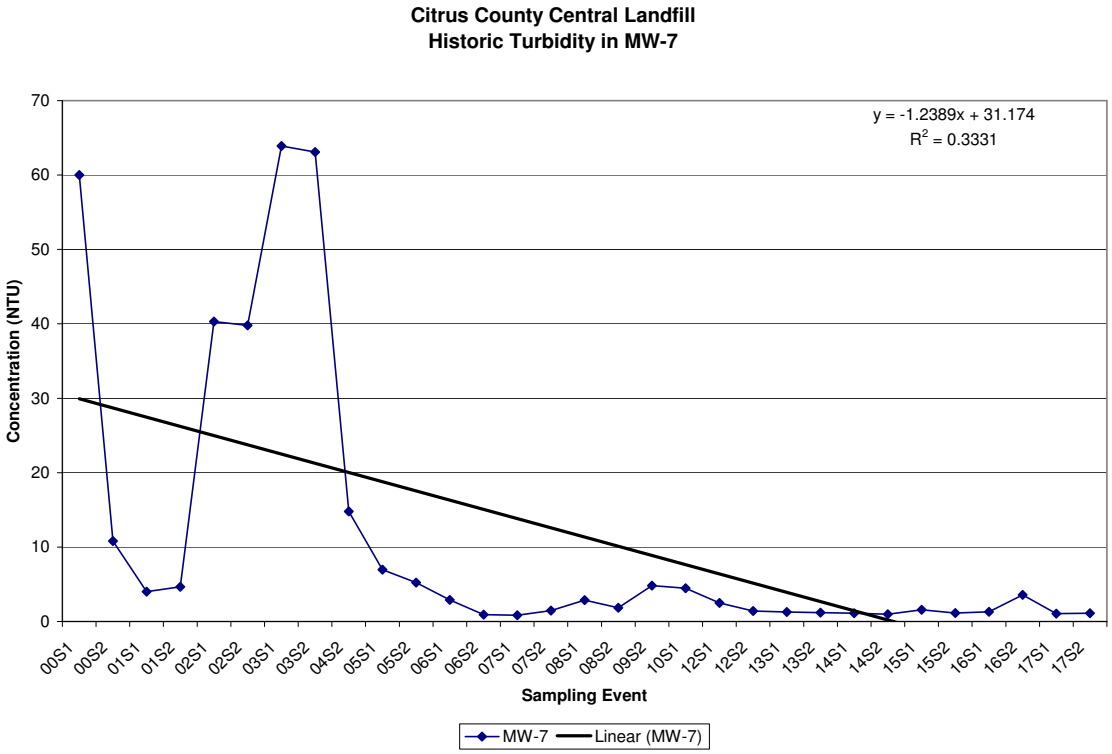
Citrus County Central Landfill
Historic Turbidity in MW-7
y = -1.2389x + 31.174
R2 = 0.3331
Concentration (NTU)
Sampling Event
MW-7
Linear (MW-7)

Citrus County Central Landfill

Historical Nitrate-Nitrogen Data

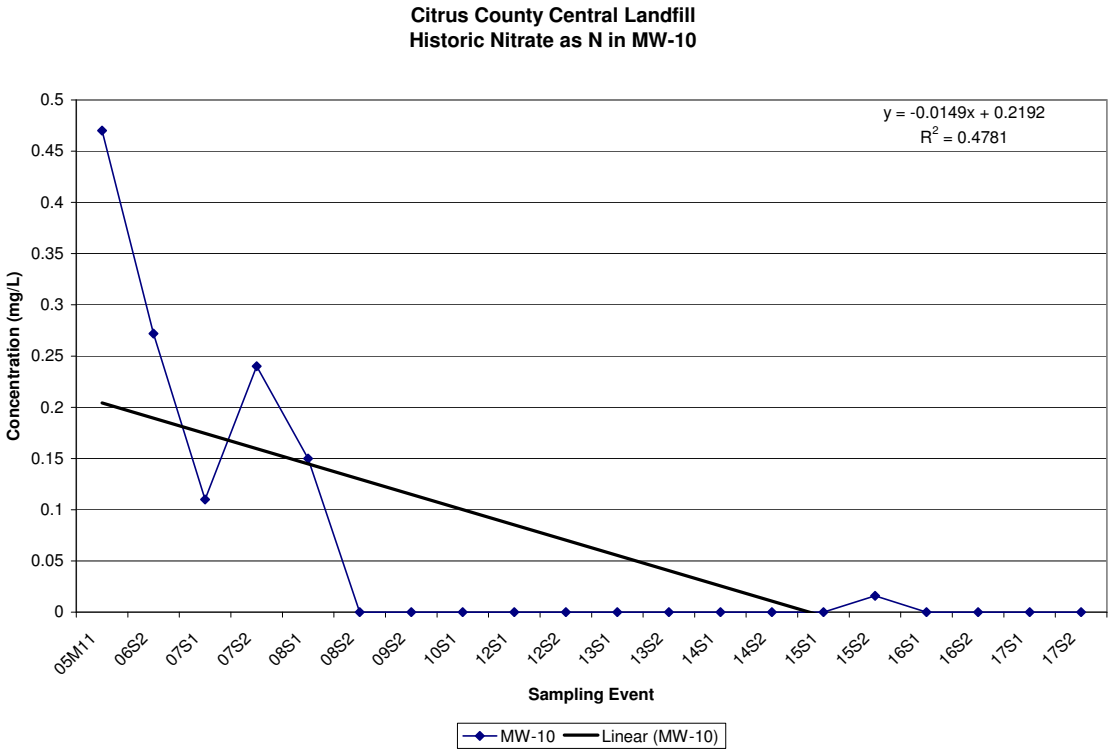
Citrus County Central Landfill
Historic Nitrate as N in MW-10
y = -0.0149x + 0.2192
R2 = 0.4781
Concentration (mg/L)
0.5
0.45
0.4
0.35
0.3
0.25
0.2
0.15
0.1
0.05
0
05M11
06S2
07S1
07S2
08S1
08S2
09S2
10S1
12S1
12S2
13S1
13S2
14S1
14S2
15S1
15S2
16S1
16S2
17S1
17S2
Sampling Event
MW-10
Linear (MW-10)

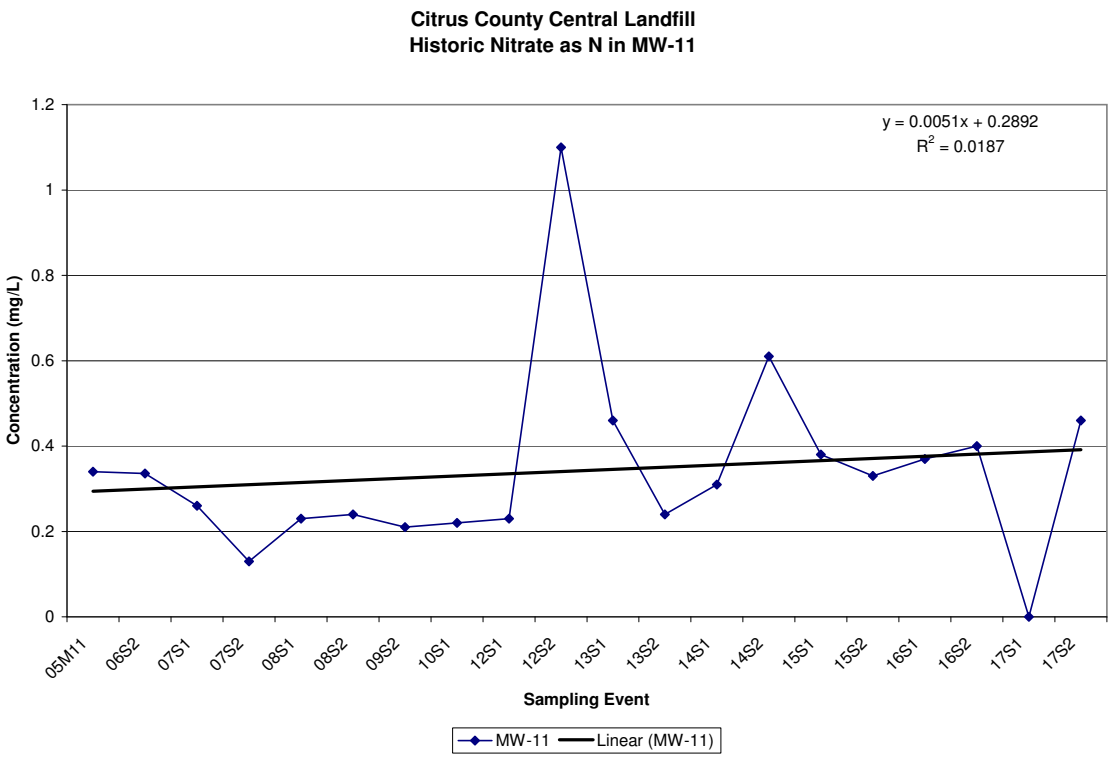
Citrus County Central Landfill
Historic Nitrate as N in MW-11
y = 0.0051x + 0.2892
R2 = 0.0187
Concentration (mg/L)
1.2
1
0.8
0.6
0.4
0.2
0
05M11
06S2
07S1
07S2
08S1
08S2
09S2
10S1
12S1
12S2
13S1
13S2
14S1
14S2
15S1
15S2
16S1
16S2
17S1
17S2
Sampling Event
MW-11
Linear (MW-11)

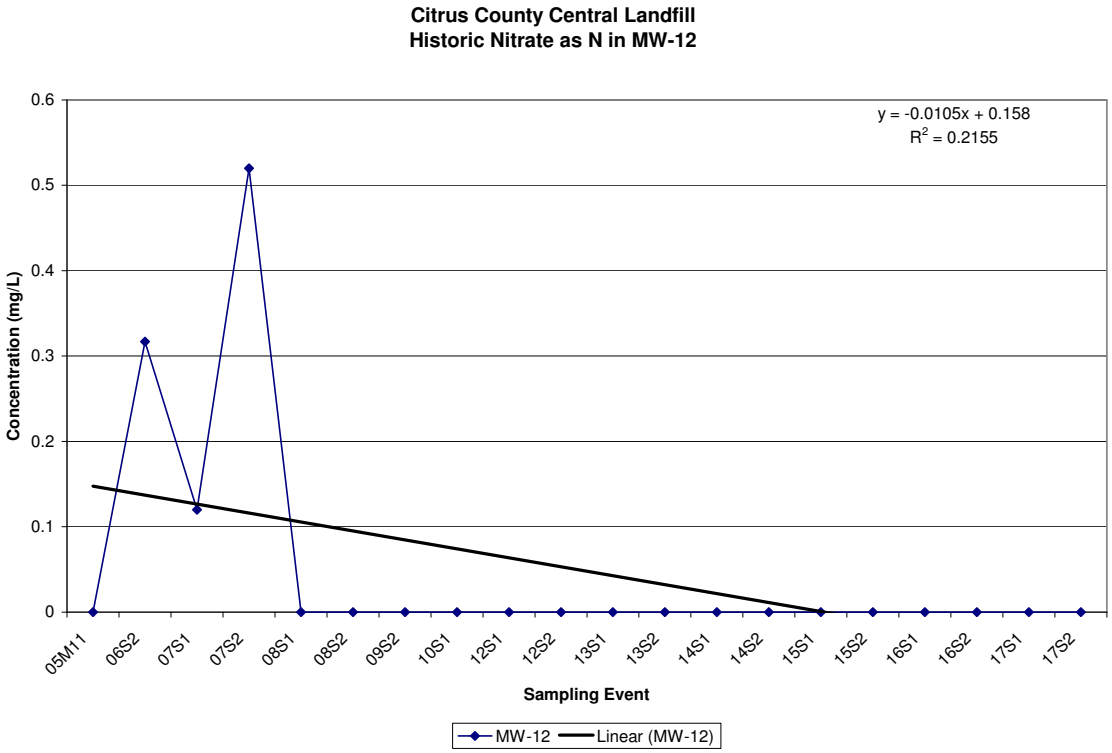
Citrus County Central Landfill
Historic Nitrate as N in MW-12
y = -0.0105x + 0.158
R2 = 0.2155
Concentration (mg/L)
0.6
0.5
0.4
0.3
0.2
0.1
0
05M11
06S2
07S1
07S2
08S1
08S2
09S2
10S1
12S1
12S2
13S1
13S2
14S1
14S2
15S1
15S2
16S1
16S2
17S1
17S2
Sampling Event
MW-12
Linear (MW-12)

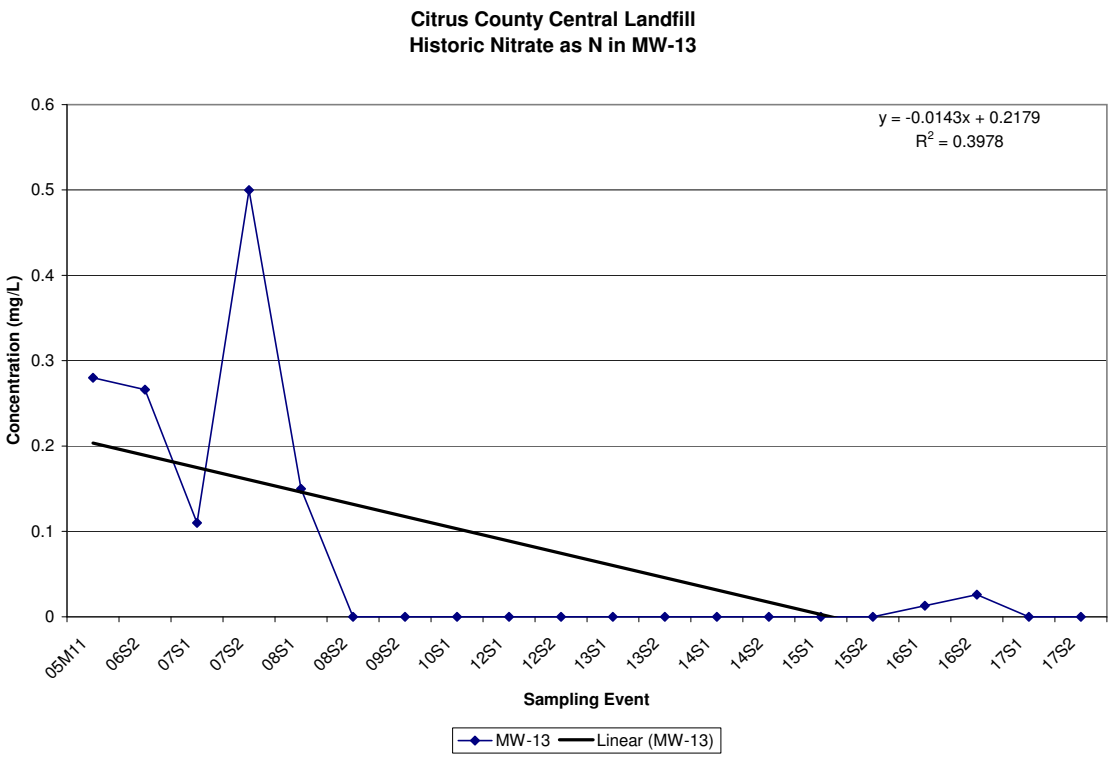
Citrus County Central Landfill
Historic Nitrate as N in MW-13
y = -0.0143x + 0.2179
R2 = 0.3978
Concentration (mg/L)
0.6
0.5
0.4
0.3
0.2
0.1
0
05M11
06S2
07S1
07S2
08S1
08S2
09S2
10S1
12S1
12S2
13S1
13S2
14S1
14S2
15S1
15S2
16S1
16S2
17S1
17S2
Sampling Event
MW-13
Linear (MW-13)

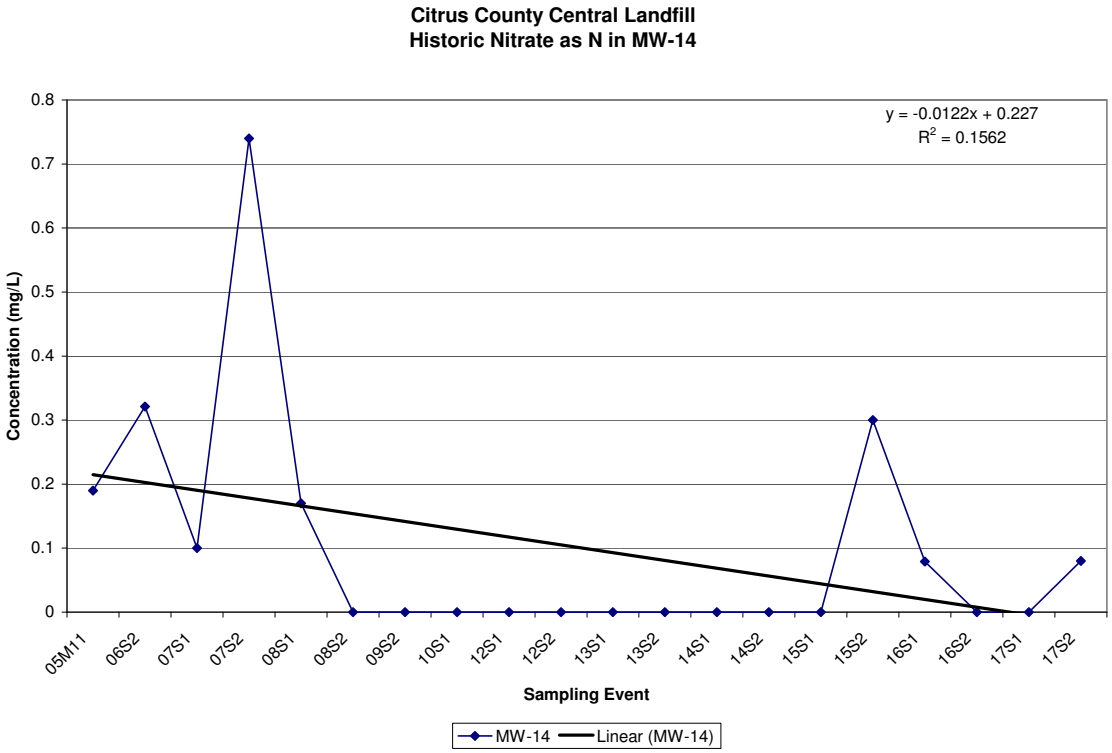
Citrus County Central Landfill
Historic Nitrate as N in MW-14
y = -0.0122x + 0.227
R2 = 0.1562
Concentration (mg/L)
0.8
0.7
0.6
0.5
0.4
0.3
0.2
0.1
0
05M11
06S2
07S1
07S2
08S1
08S2
09S2
10S1
12S1
12S2
13S1
13S2
14S1
14S2
15S1
15S2
16S1
16S2
17S1
17S2
Sampling Event
MW-14
Linear (MW-14)

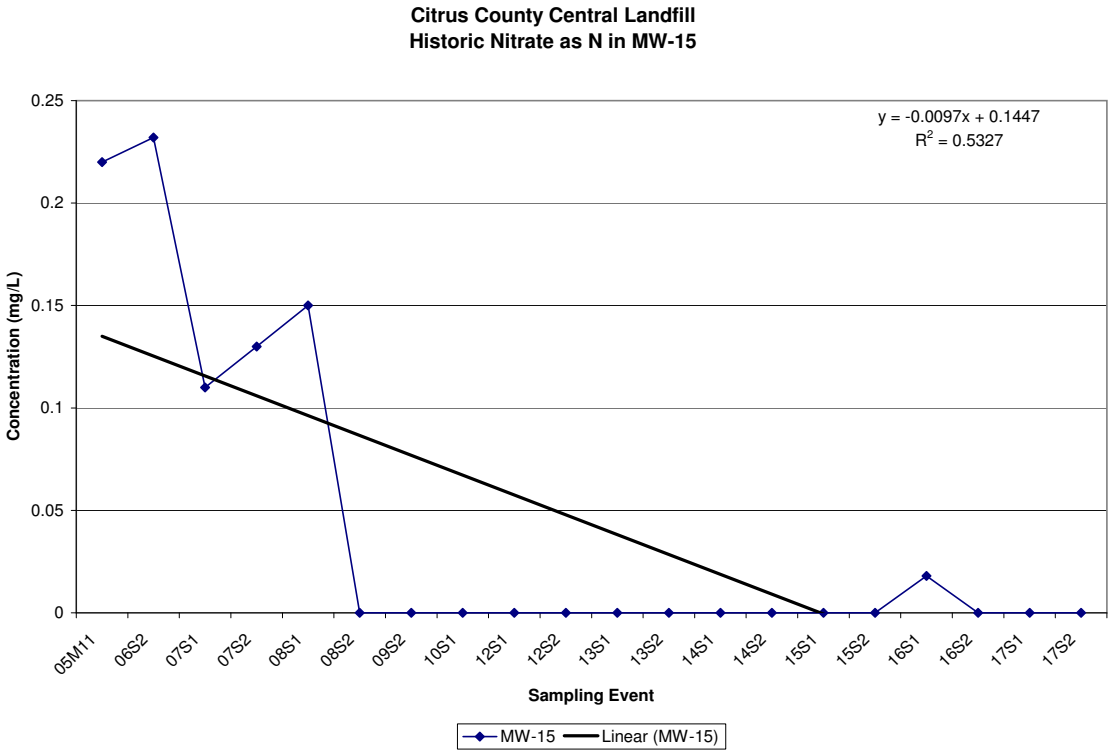
Citrus County Central Landfill
Historic Nitrate as N in MW-15
y = -0.0097x + 0.1447
R2 = 0.5327
Concentration (mg/L)
0.25
0.2
0.15
0.1
0.05
0
05M11
06S2
07S1
07S2
08S1
08S2
09S2
10S1
12S1
12S2
13S1
13S2
14S1
14S2
15S1
15S2
16S1
16S2
17S1
17S2
Sampling Event
MW-15
Linear (MW-15)

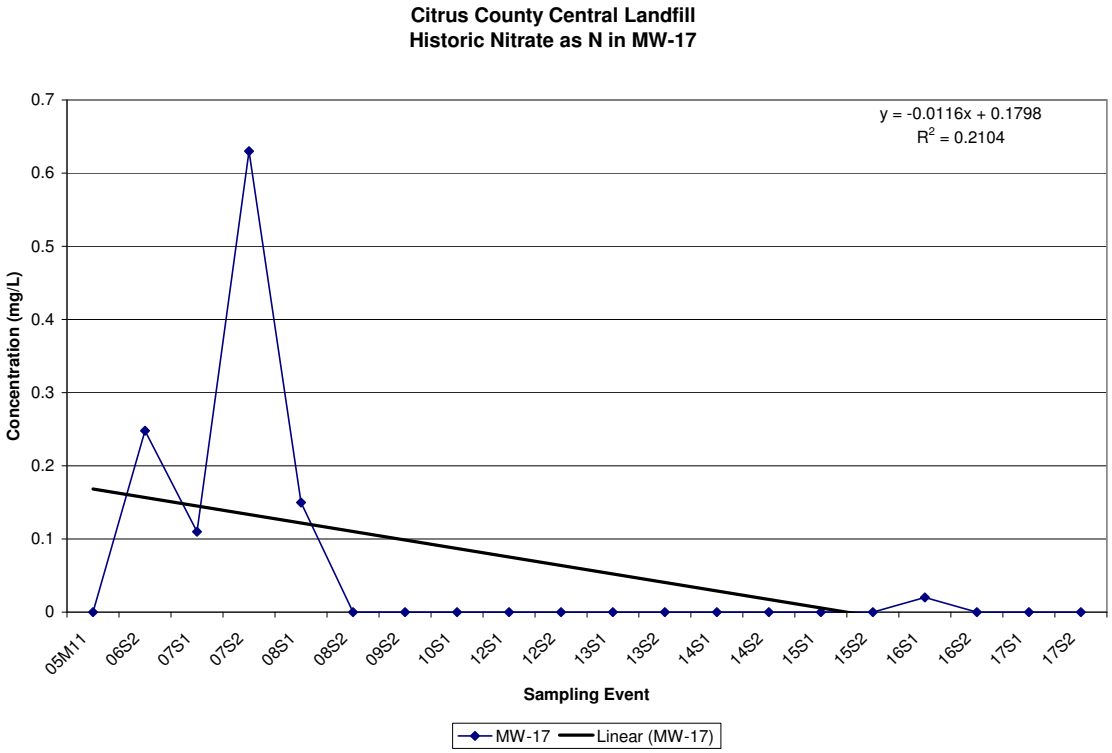
Citrus County Central Landfill
Historic Nitrate as N in MW-17
y = -0.0116x + 0.1798
R2 = 0.2104
Concentration (mg/L)
0.7
0.6
0.5
0.4
0.3
0.2
0.1
0
05M11
06S2
07S1
07S2
08S1
08S2
09S2
10S1
12S1
12S2
13S1
13S2
14S1
14S2
15S1
15S2
16S1
16S2
17S1
17S2
Sampling Event
MW-17
Linear (MW-17)

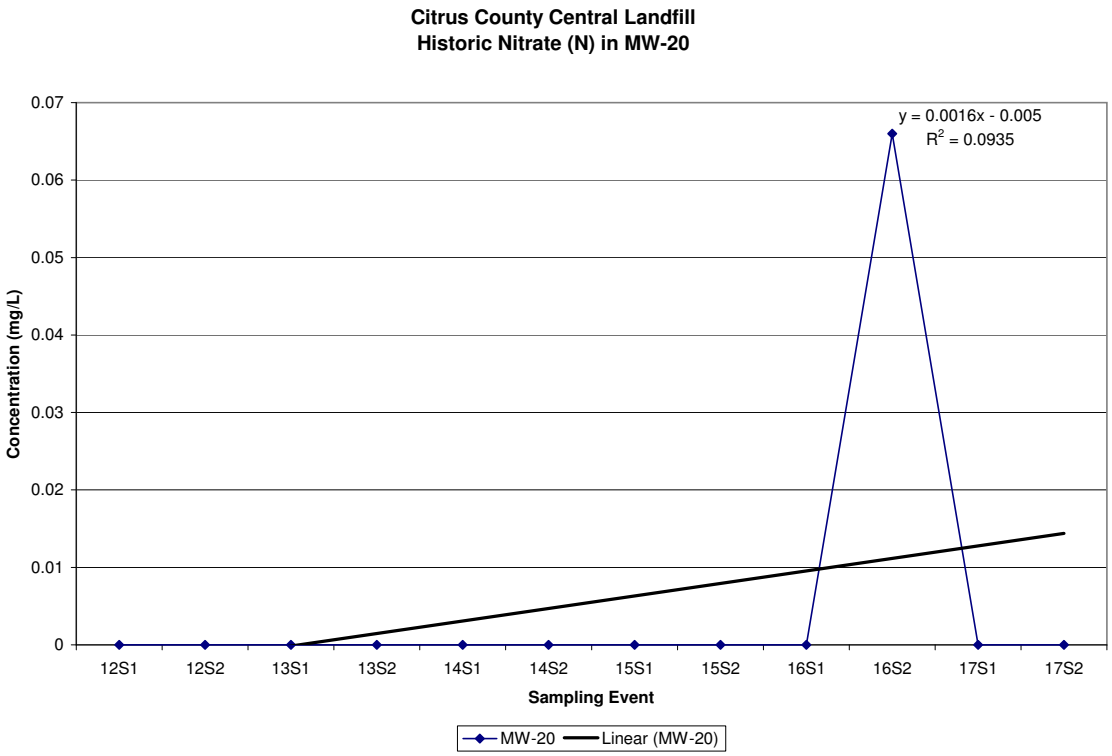
Citrus County Central Landfill
Historic Nitrate (N) in MW-20
y = 0.0016x - 0.005
R2 = 0.0935
Concentration (mg/L)
0.07
0.06
0.05
0.04
0.03
0.02
0.01
0
12S1
12S2
13S1
13S2
14S1
14S2
15S1
15S2
16S1
16S2
17S1
17S2
Sampling Event
MW-20
Linear (MW-20)

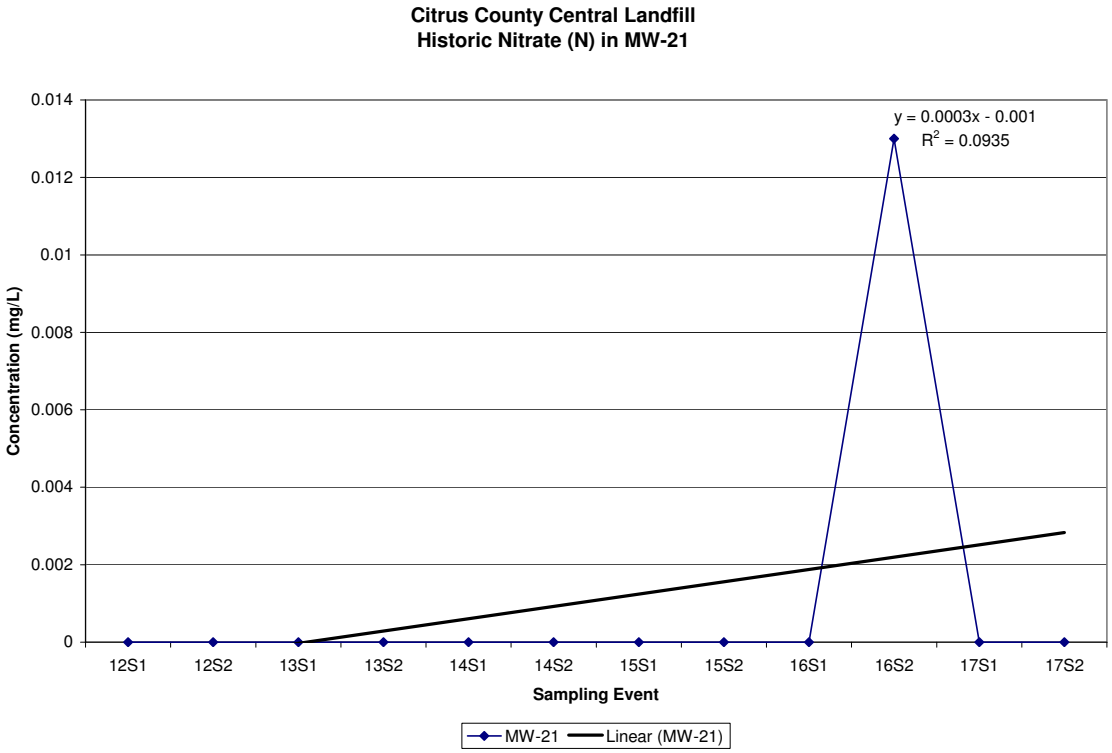
Citrus County Central Landfill
Historic Nitrate (N) in MW-21
y = 0.0003x - 0.001
R2 = 0.0935
Concentration (mg/L)
0.014
0.012
0.01
0.008
0.006
0.004
0.002
0
12S1
12S2
13S1
13S2
14S1
14S2
15S1
15S2
16S1
16S2
17S1
17S2
Sampling Event
MW-21
Linear (MW-21)

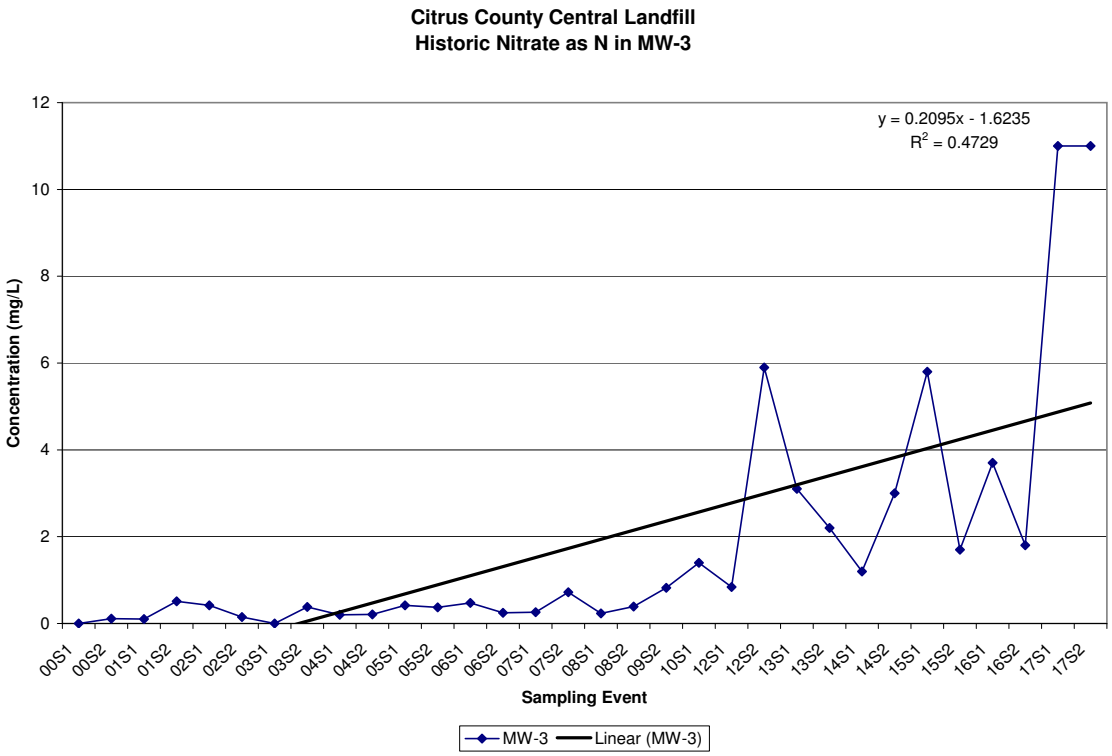
Citrus County Central Landfill
Historic Nitrate as N in MW-3
y = 0.2095x - 1.6235
R2 = 0.4729
Concentration (mg/L)
12
10
8
6
4
2
0
00S1
00S2
01S1
01S2
02S1
02S2
03S1
03S2
04S1
04S2
05S1
05S2
06S1
06S2
07S1
07S2
08S1
08S2
09S2
10S1
12S1
12S2
13S1
13S2
14S1
14S2
15S1
15S2
16S1
16S2
17S1
17S2
Sampling Event
MW-3
Linear (MW-3)

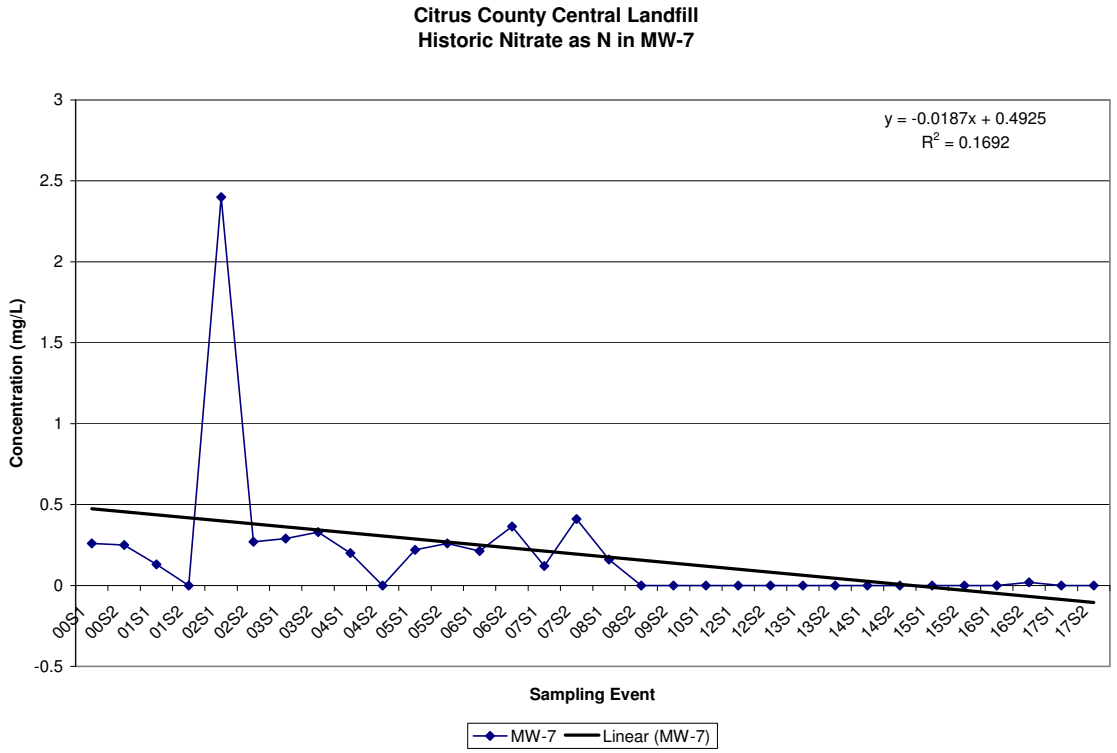
Citrus County Central Landfill
Historic Nitrate as N in MW-7
y = -0.0187x + 0.4925
R2 = 0.1692
Concentration (mg/L)
3
2.5
2
1.5
1
0.5
0
-0.5
00S1
00S2
01S1
01S2
02S1
02S2
03S1
03S2
04S1
04S2
05S1
05S2
06S1
06S2
07S1
07S2
08S1
08S2
09S2
10S1
12S1
12S2
13S1
13S2
14S1
14S2
15S1
15S2
16S1
16S2
17S1
17S2
Sampling Event
MW-7
Linear (MW-7)

Citrus County Central Landfill

Historical Conductivity Data

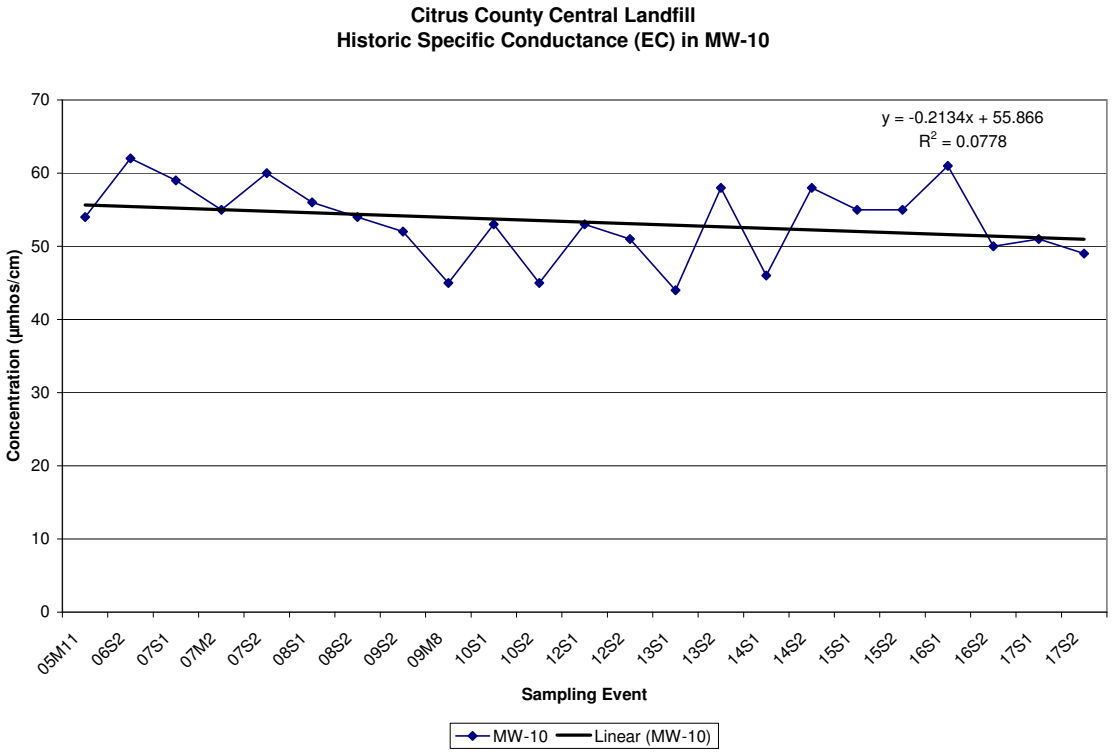
Citrus County Central Landfill
Historic Specific Conductance (EC) in MW-10
y = -0.2134x + 55.866
R2 = 0.0778
Concentration (µmhos/cm)
70
60
50
40
30
20
10
0
05M11
06S2
07S1
07M2
07S2
08S1
08S2
09S2
09M8
10S1
10S2
12S1
12S2
13S1
13S2
14S1
14S2
15S1
15S2
16S1
16S2
17S1
17S2
Sampling Event
MW-10
Linear (MW-10)

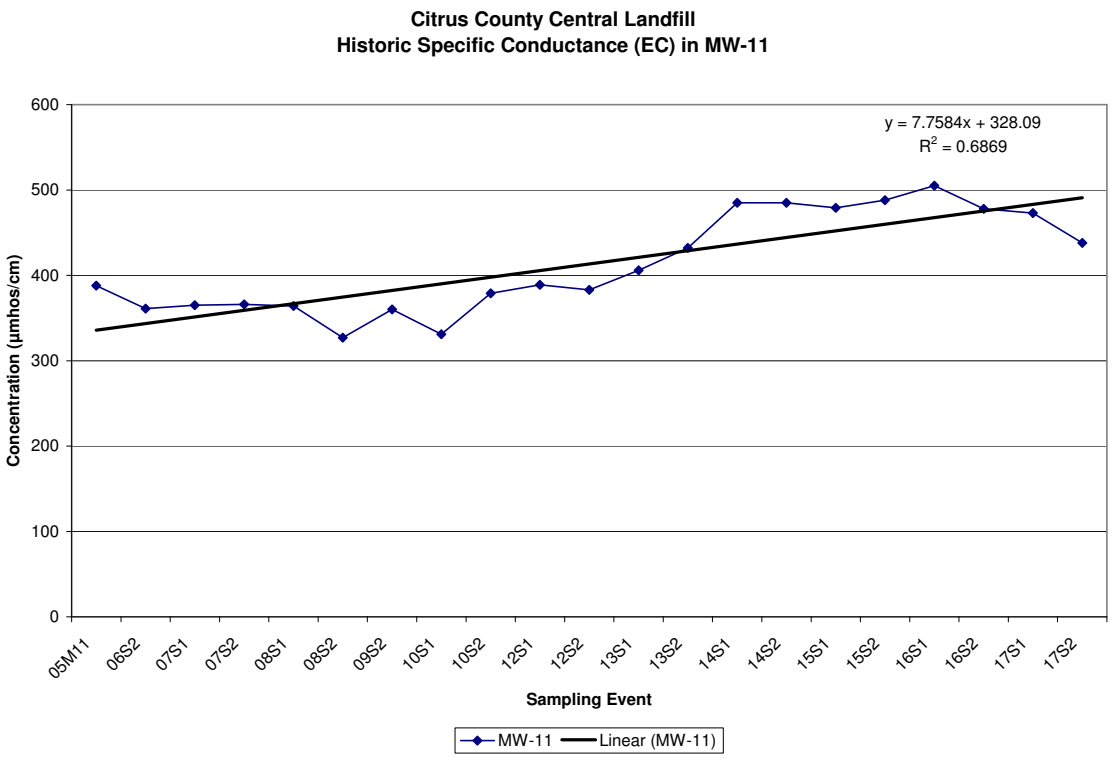
Citrus County Central Landfill
Historic Specific Conductance (EC) in MW-11
y = 7.7584x + 328.09
R2 = 0.6869
Concentration (µmhos/cm)
600
500
400
300
200
100
0
05M11
06S2
07S1
07S2
08S1
08S2
09S2
10S1
10S2
12S1
12S2
13S1
13S2
14S1
14S2
15S1
15S2
16S1
16S2
17S1
17S2
Sampling Event
MW-11
Linear (MW-11)

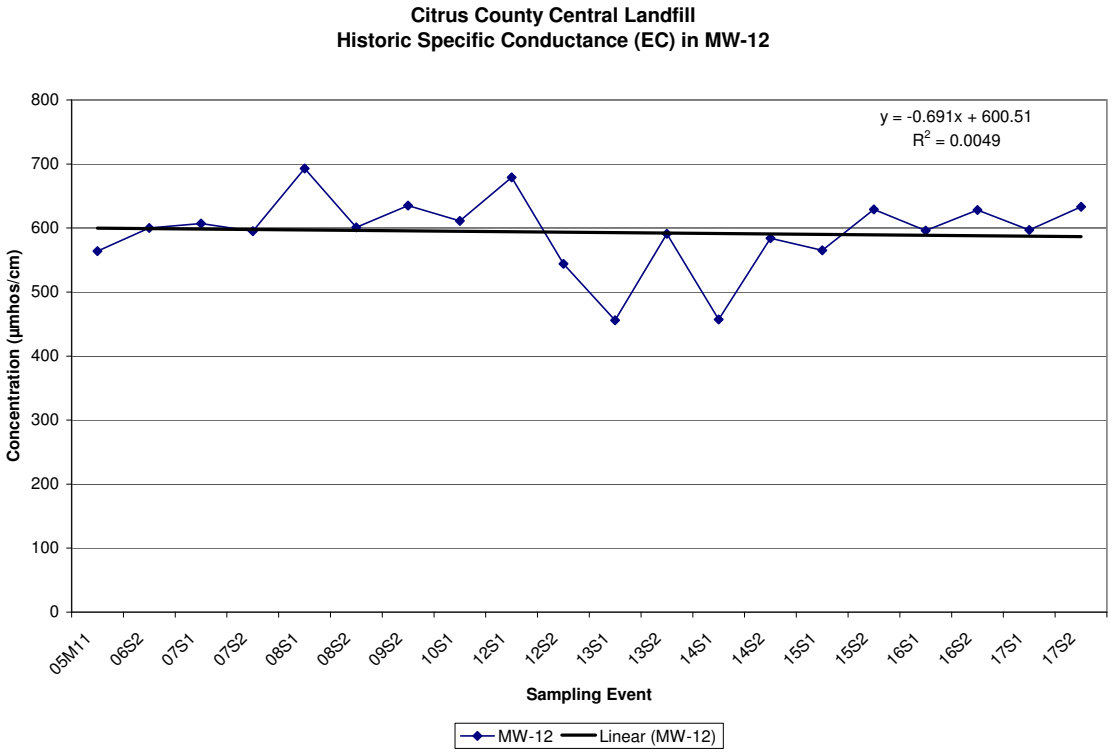
Citrus County Central Landfill
Historic Specific Conductance (EC) in MW-12
y = -0.691x + 600.51
R2 = 0.0049
Concentration (µmhos/cm)
800
700
600
500
400
300
200
100
0
05M11
06S2
07S1
07S2
08S1
08S2
09S2
10S1
12S1
12S2
13S1
13S2
14S1
14S2
15S1
15S2
16S1
16S2
17S1
17S2
Sampling Event
MW-12
Linear (MW-12)

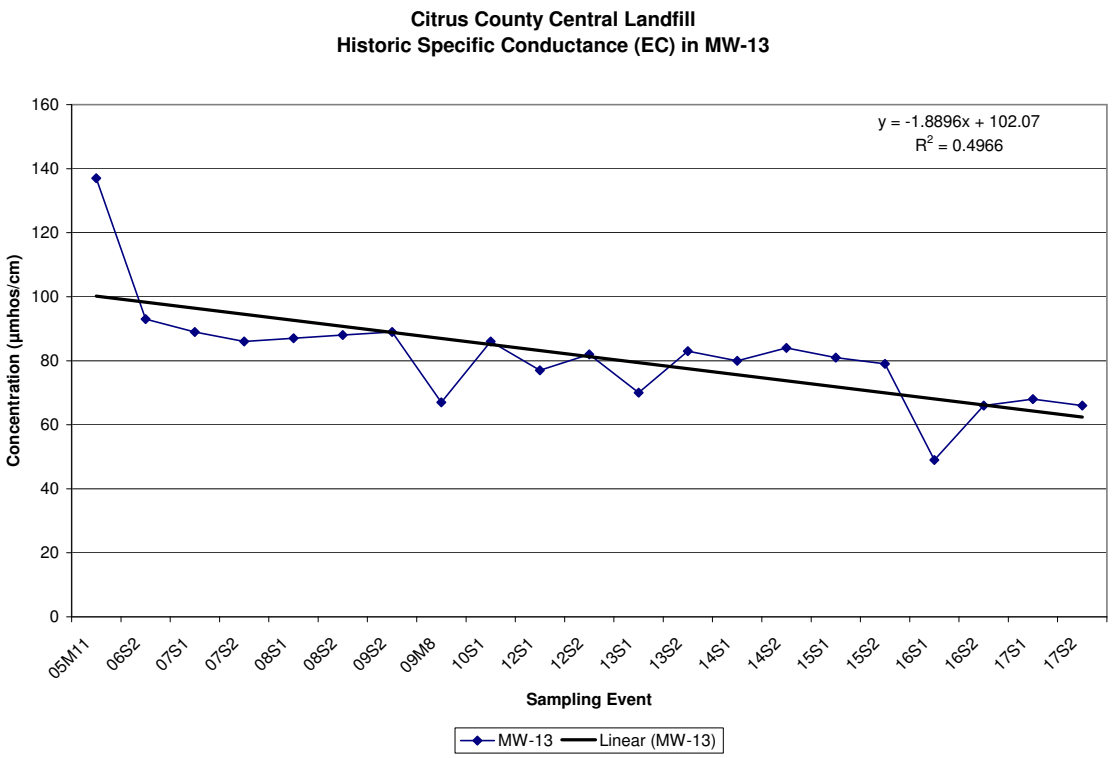
Citrus County Central Landfill
Historic Specific Conductance (EC) in MW-13
y = -1.8896x + 102.07
R2 = 0.4966
Concentration (µmhos/cm)
160
140
120
100
80
60
40
20
0
05M11
06S2
07S1
07S2
08S1
08S2
09S2
09M8
10S1
12S1
12S2
13S1
13S2
14S1
14S2
15S1
15S2
16S1
16S2
17S1
17S2
Sampling Event
MW-13
Linear (MW-13)

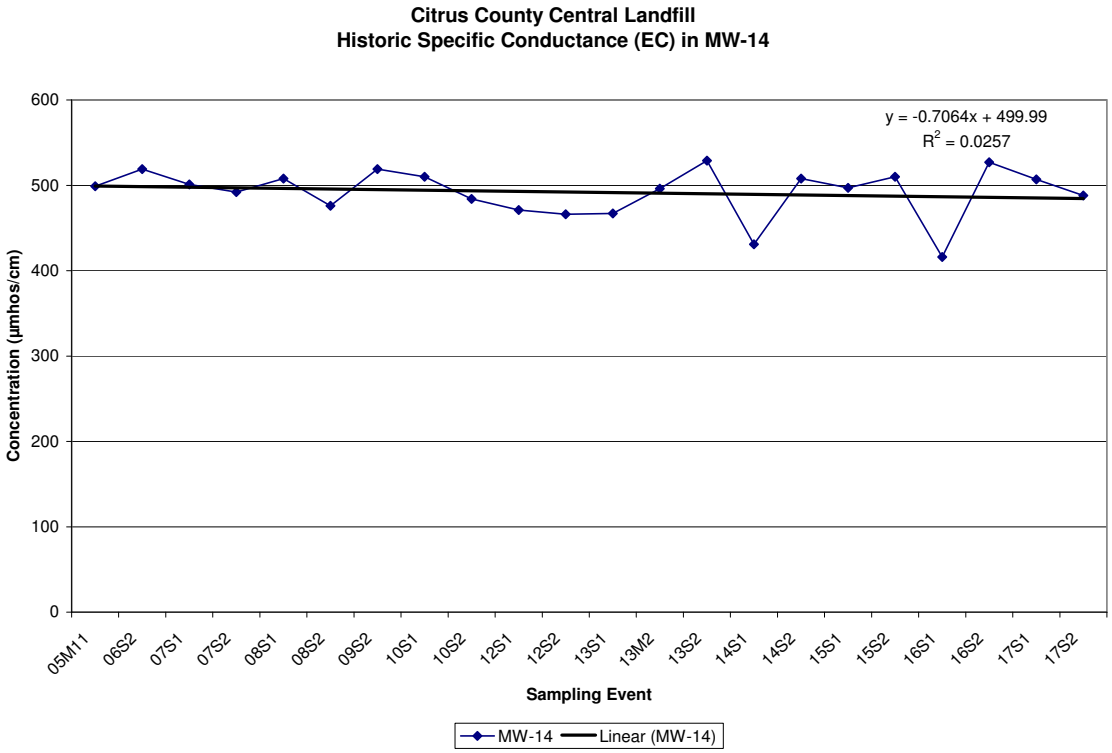
Citrus County Central Landfill
Historic Specific Conductance (EC) in MW-14
y = -0.7064x + 499.99
R2 = 0.0257
Concentration (µmhos/cm)
600
500
400
300
200
100
0
05M11
06S2
07S1
07S2
08S1
08S2
09S2
10S1
10S2
12S1
12S2
13S1
13M2
13S2
14S1
14S2
15S1
15S2
16S1
16S2
17S1
17S2
Sampling Event
MW-14
Linear (MW-14)

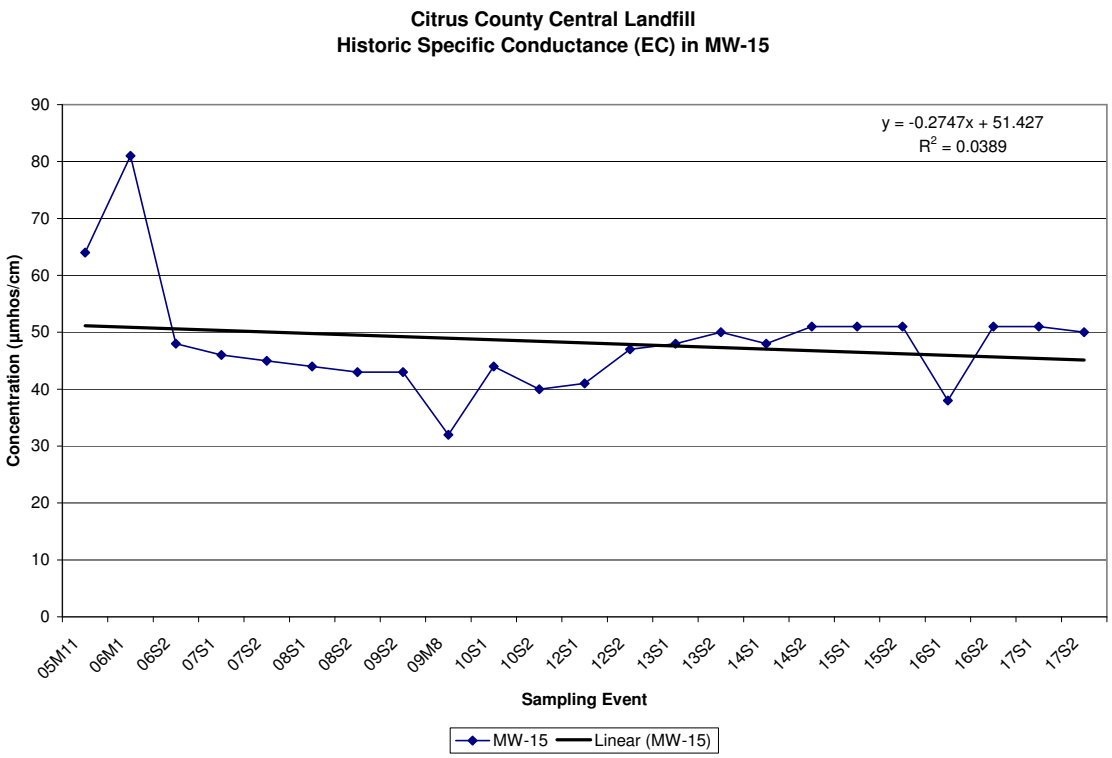
Citrus County Central Landfill
Historic Specific Conductance (EC) in MW-15
y = -0.2747x + 51.427
R2 = 0.0389
Concentration (µmhos/cm)
90
80
70
60
50
40
30
20
10
0
05M11
06M1
06S2
07S1
07S2
08S1
08S2
09S2
09M8
10S1
10S2
12S1
12S2
13S1
13S2
14S1
14S2
15S1
15S2
16S1
16S2
17S1
17S2
Sampling Event
MW-15
Linear (MW-15)

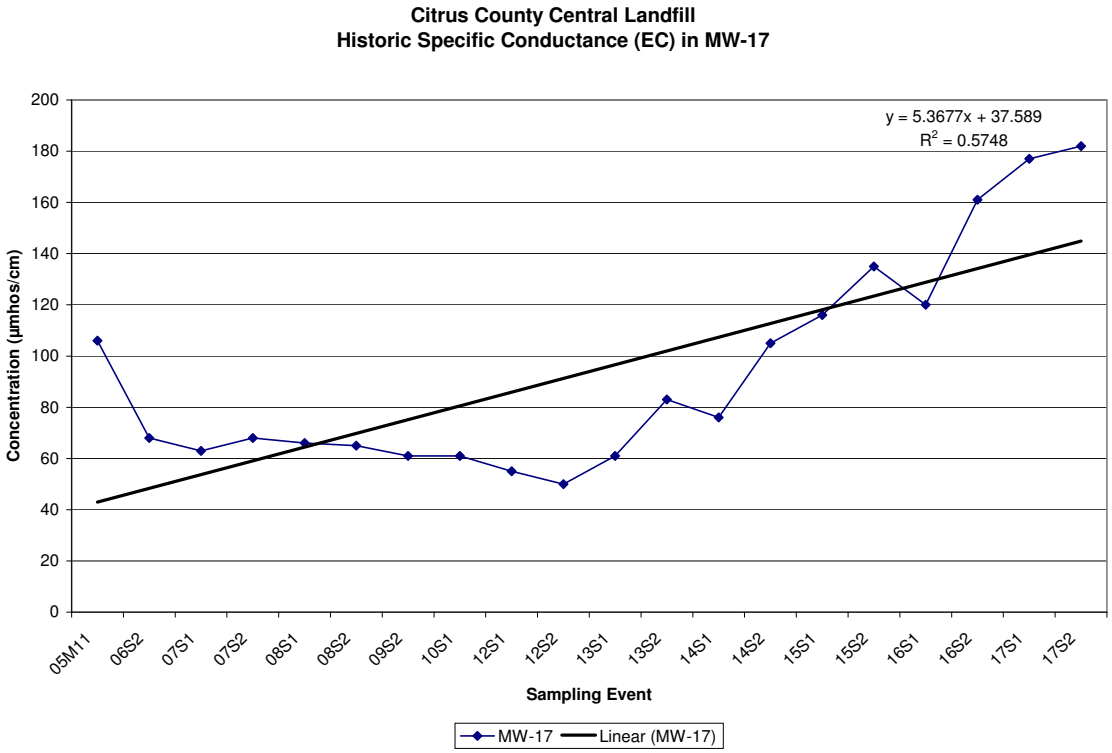
Citrus County Central Landfill
Historic Specific Conductance (EC) in MW-17
y = 5.3677x + 37.589
R2 = 0.5748
Concentration (µmhos/cm)
200
180
160
140
120
100
80
60
40
20
0
05M11
06S2
07S1
07S2
08S1
08S2
09S2
10S1
12S1
12S2
13S1
13S2
14S1
14S2
15S1
15S2
16S1
16S2
17S1
17S2
Sampling Event
MW-17
Linear (MW-17)

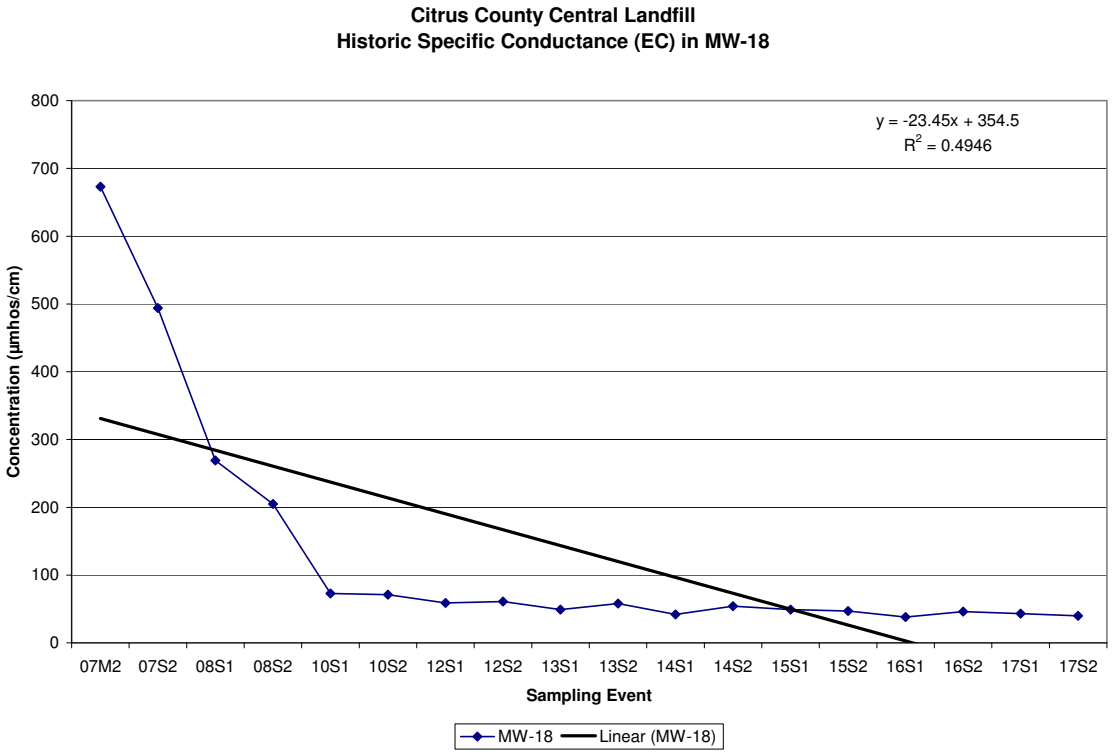
Citrus County Central Landfill
Historic Specific Conductance (EC) in MW-18
y = -23.45x + 354.5
R2 = 0.4946
Concentration (µmhos/cm)
800
700
600
500
400
300
200
100
0
07M2
07S2
08S1
08S2
10S1
10S2
12S1
12S2
13S1
13S2
14S1
14S2
15S1
15S2
16S1
16S2
17S1
17S2
Sampling Event
MW-18
Linear (MW-18)

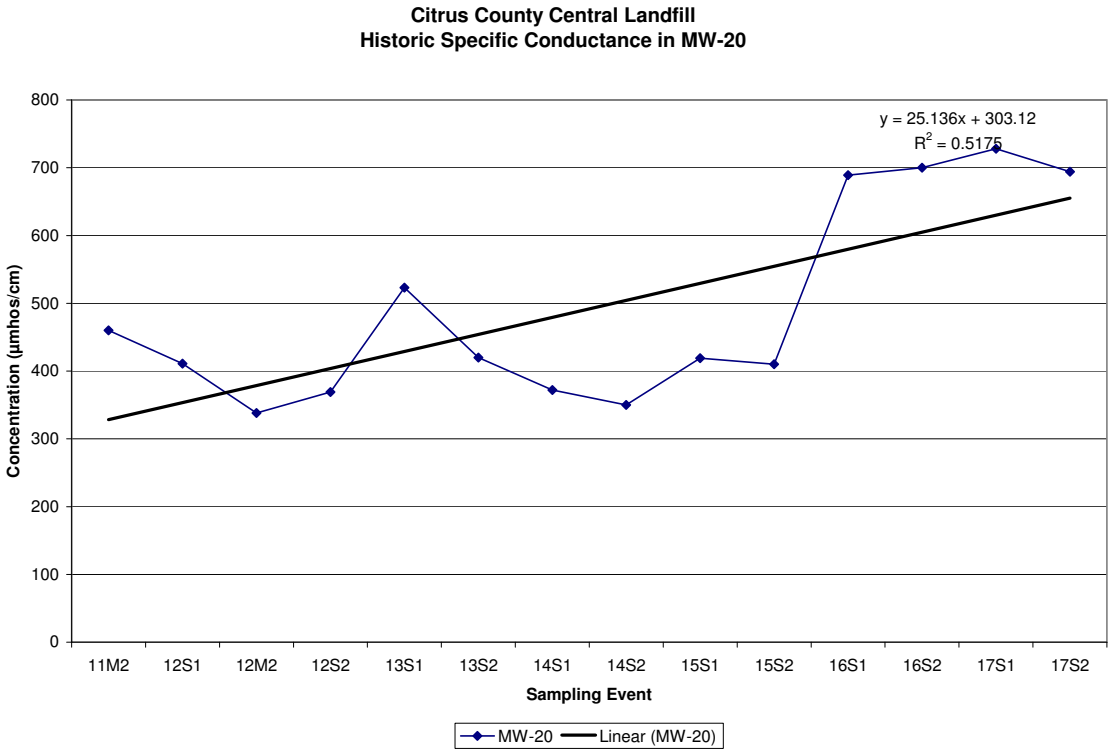
Citrus County Central Landfill
Historic Specific Conductance in MW-20
y = 25.136x + 303.12
R2 = 0.5175
Concentration (µmhos/cm)
800
700
600
500
400
300
200
100
0
11M2
12S1
12M2
12S2
13S1
13S2
14S1
14S2
15S1
15S2
16S1
16S2
17S1
17S2
Sampling Event
MW-20
Linear (MW-20)

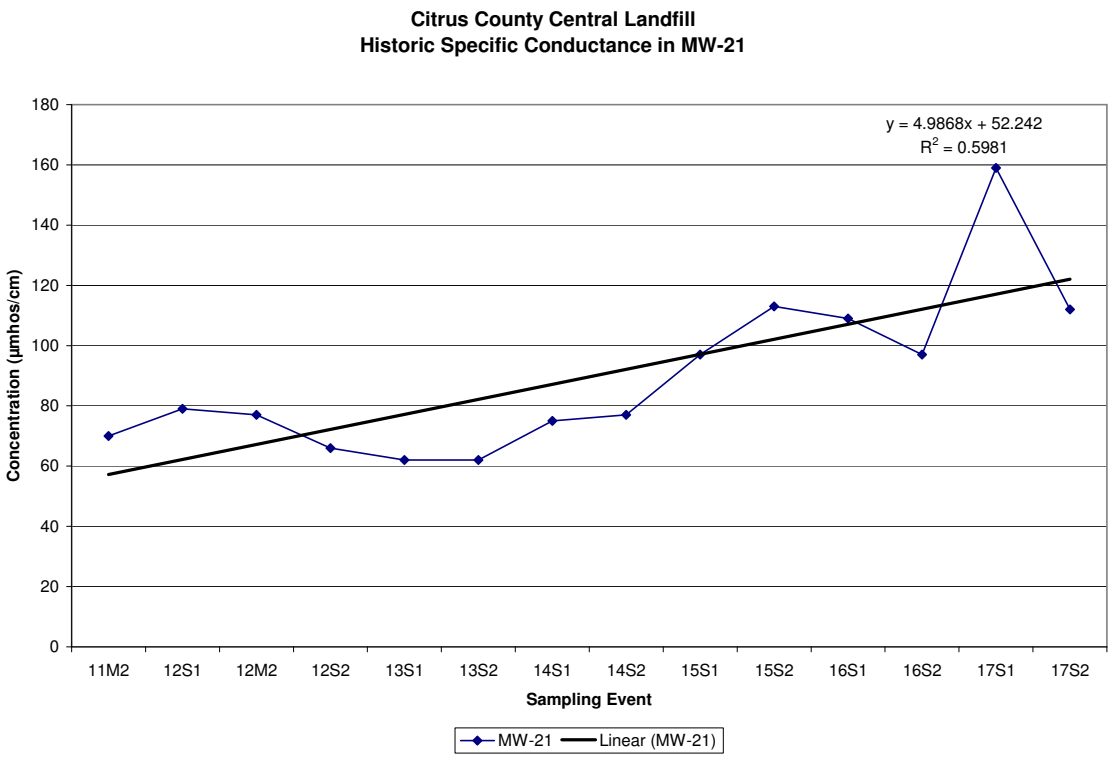
Citrus County Central Landfill
Historic Specific Conductance in MW-21
y = 4.9868x + 52.242
R2 = 0.5981
Concentration (µmhos/cm)
180
160
140
120
100
80
60
40
20
0
11M2
12S1
12M2
12S2
13S1
13S2
14S1
14S2
15S1
15S2
16S1
16S2
17S1
17S2
Sampling Event
MW-21
Linear (MW-21)

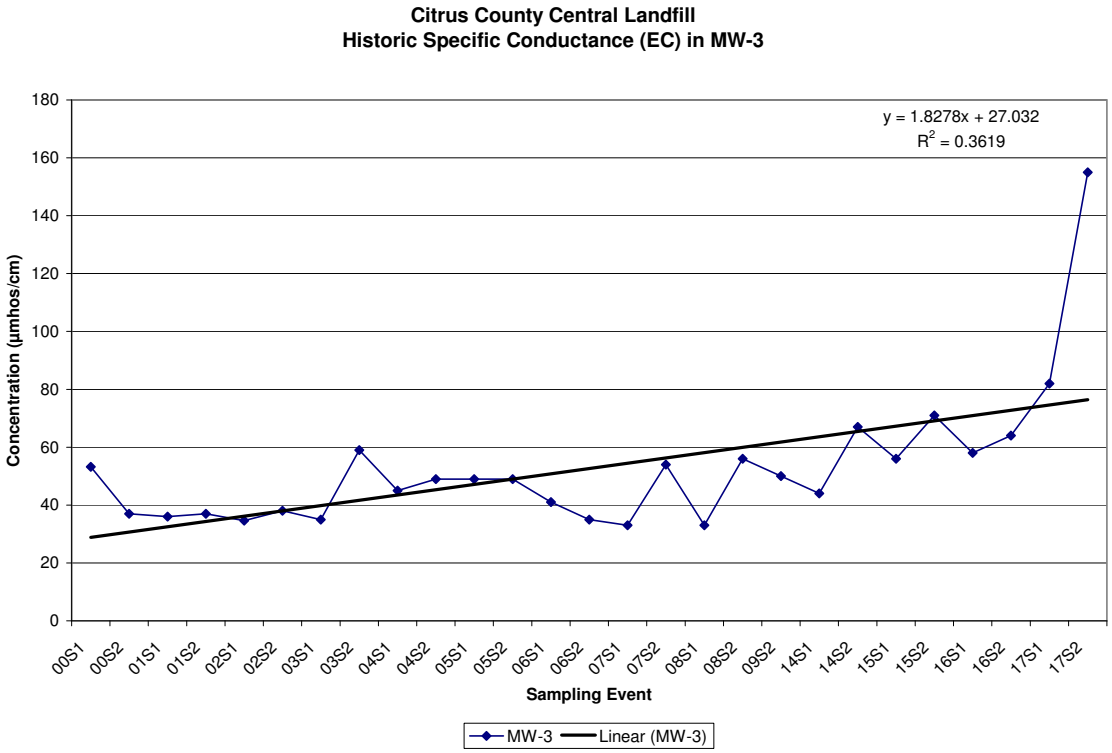
Citrus County Central Landfill
Historic Specific Conductance (EC) in MW-3
y = 1.8278x + 27.032
R2 = 0.3619
Concentration (µmhos/cm)
Sampling Event
MW-3
Linear (MW-3)

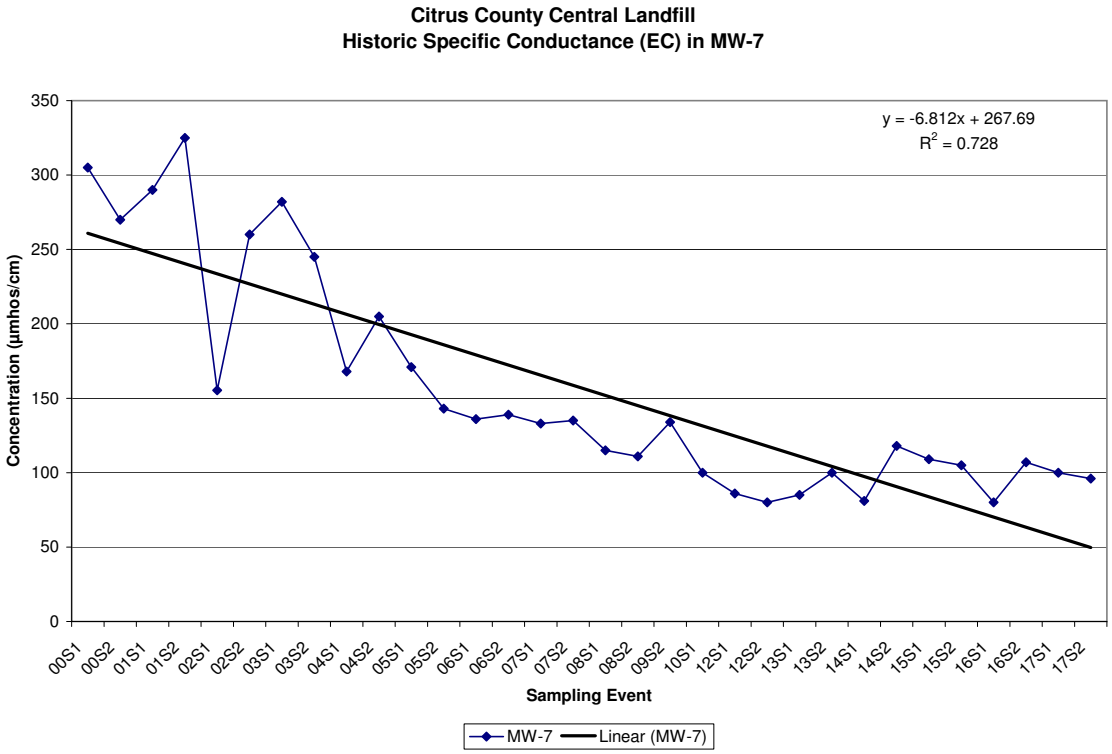
Citrus County Central Landfill
Historic Specific Conductance (EC) in MW-7
y = -6.812x + 267.69
R2 = 0.728
Concentration (µmhos/cm)
Sampling Event
MW-7
Linear (MW-7)

Citrus County Central Landfill

Historical Total Dissolved Solids Data

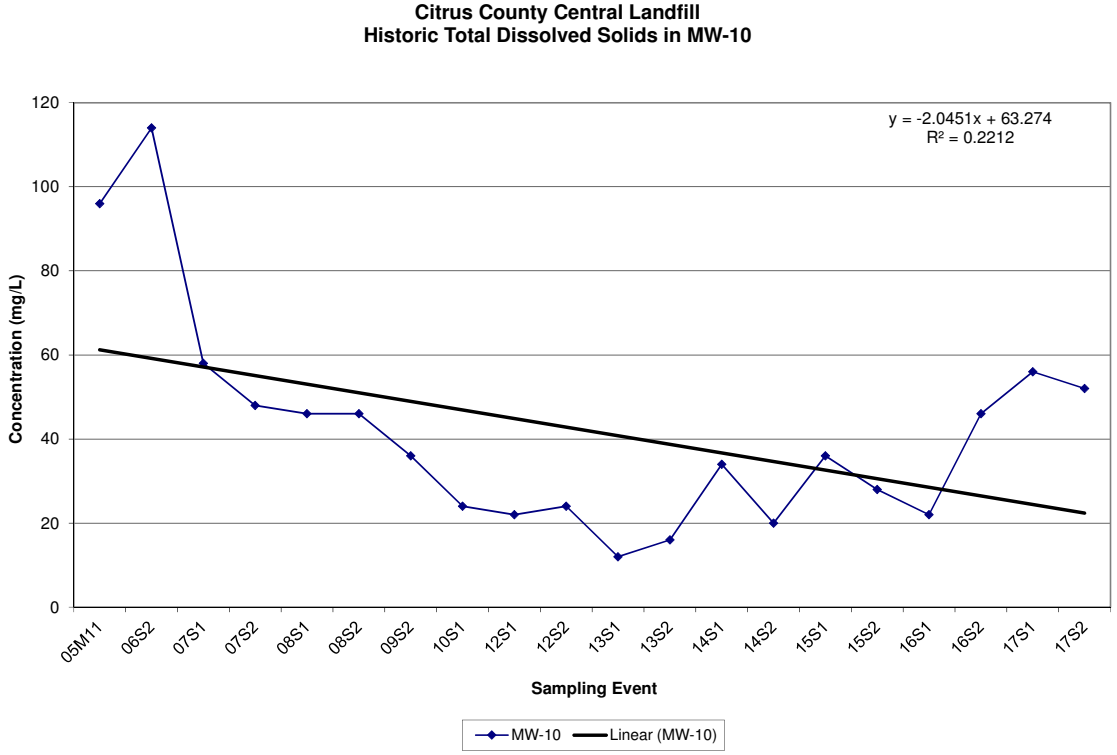
Citrus County Central Landfill
Historic Total Dissolved Solids in MW-10
y = -2.0451x + 63.274
R² = 0.2212
Concentration (mg/L)
120
100
80
60
40
20
0
05M11
06S2
07S1
07S2
08S1
08S2
09S2
10S1
12S1
12S2
13S1
13S2
14S1
14S2
15S1
15S2
16S1
16S2
17S1
17S2
Sampling Event
MW-10
Linear (MW-10)

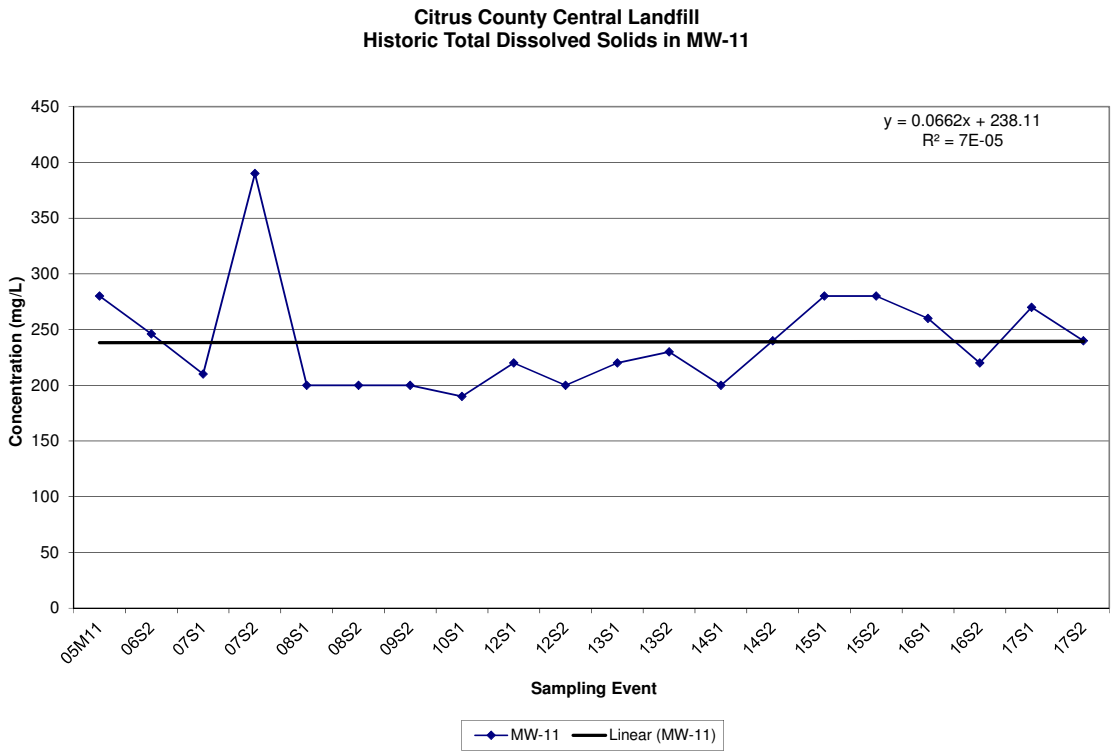
Citrus County Central Landfill
Historic Total Dissolved Solids in MW-11
y = 0.0662x + 238.11
R² = 7E-05
Concentration (mg/L)
450
400
350
300
250
200
150
100
50
0
05M11
06S2
07S1
07S2
08S1
08S2
09S2
10S1
12S1
12S2
13S1
13S2
14S1
14S2
15S1
15S2
16S1
16S2
17S1
17S2
Sampling Event
MW-11
Linear (MW-11)

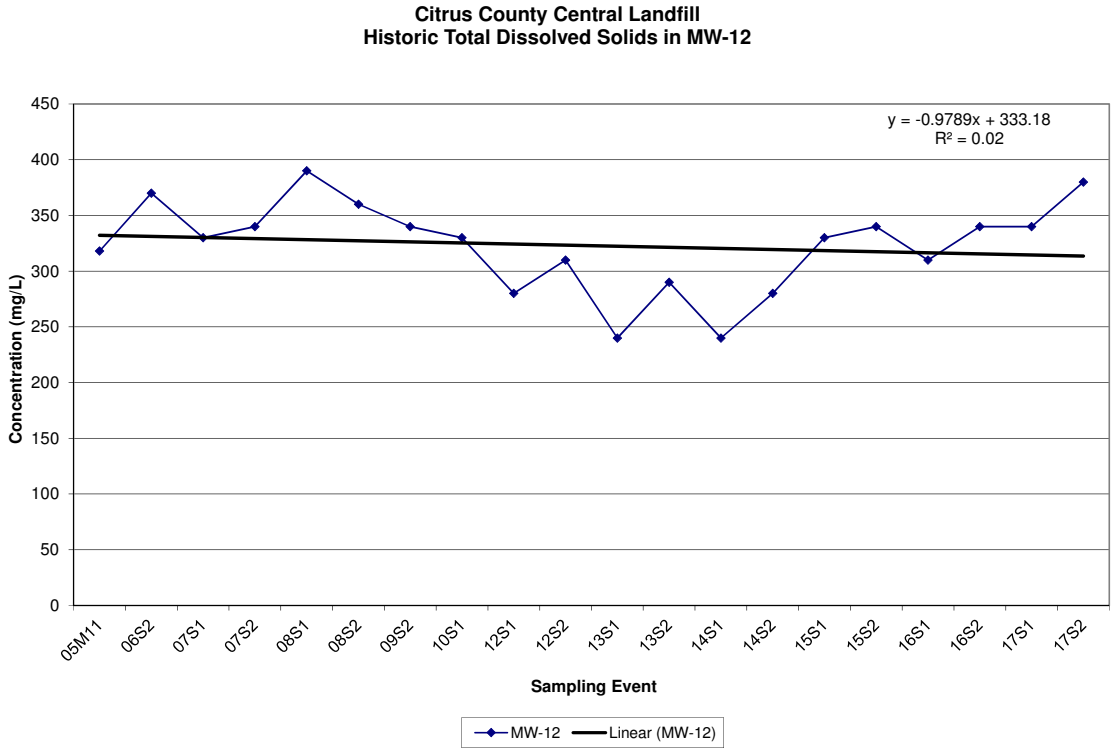
Citrus County Central Landfill
Historic Total Dissolved Solids in MW-12
y = -0.9789x + 333.18
R² = 0.02
Concentration (mg/L)
450
400
350
300
250
200
150
100
50
0
05M11
06S2
07S1
07S2
08S1
08S2
09S2
10S1
12S1
12S2
13S1
13S2
14S1
14S2
15S1
15S2
16S1
16S2
17S1
17S2
Sampling Event
MW-12
Linear (MW-12)

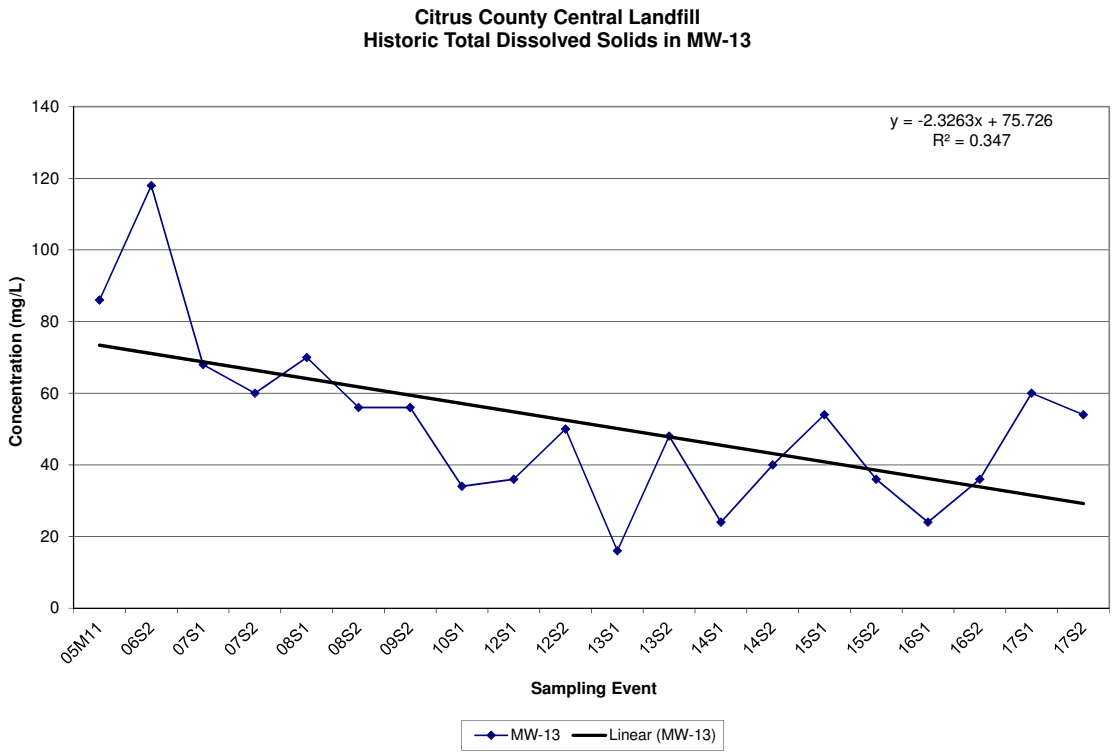
Citrus County Central Landfill
Historic Total Dissolved Solids in MW-13
y = -2.3263x + 75.726
R² = 0.347
Concentration (mg/L)
140
120
100
80
60
40
20
0
05M11
06S2
07S1
07S2
08S1
08S2
09S2
10S1
12S1
12S2
13S1
13S2
14S1
14S2
15S1
15S2
16S1
16S2
17S1
17S2
Sampling Event
MW-13
Linear (MW-13)

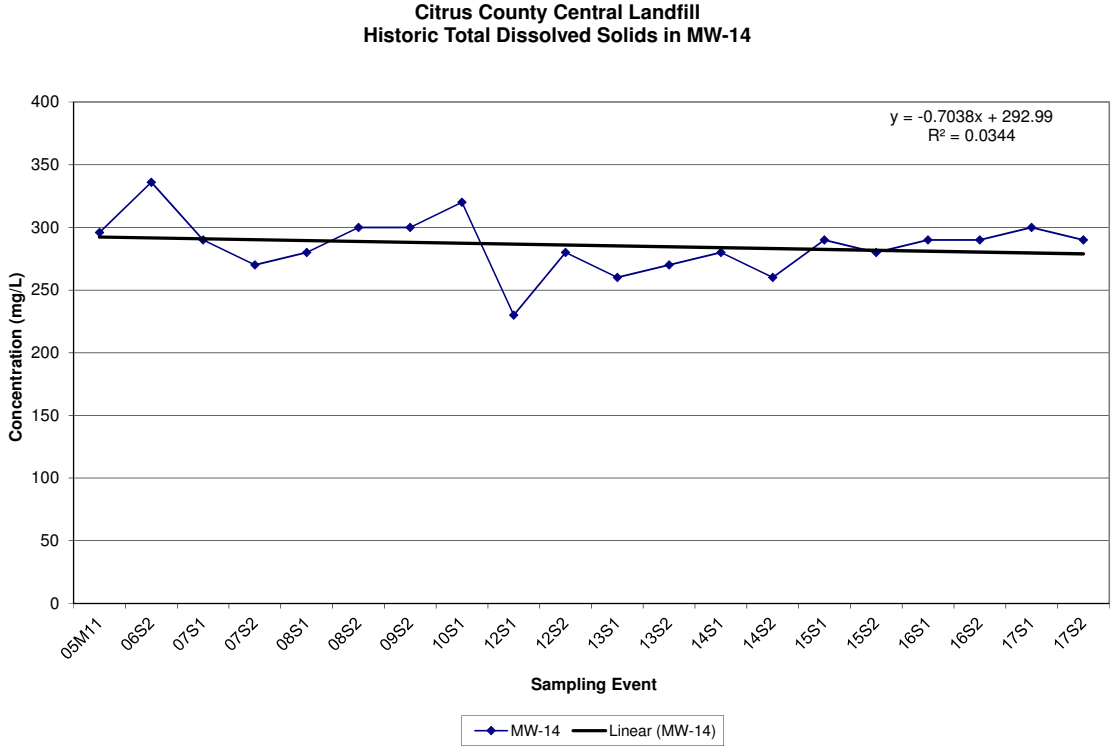
Citrus County Central Landfill
Historic Total Dissolved Solids in MW-14
y = -0.7038x + 292.99
R² = 0.0344
Concentration (mg/L)
400
350
300
250
200
150
100
50
0
05M11
06S2
07S1
07S2
08S1
08S2
09S2
10S1
12S1
12S2
13S1
13S2
14S1
14S2
15S1
15S2
16S1
16S2
17S1
17S2
Sampling Event
MW-14
Linear (MW-14)

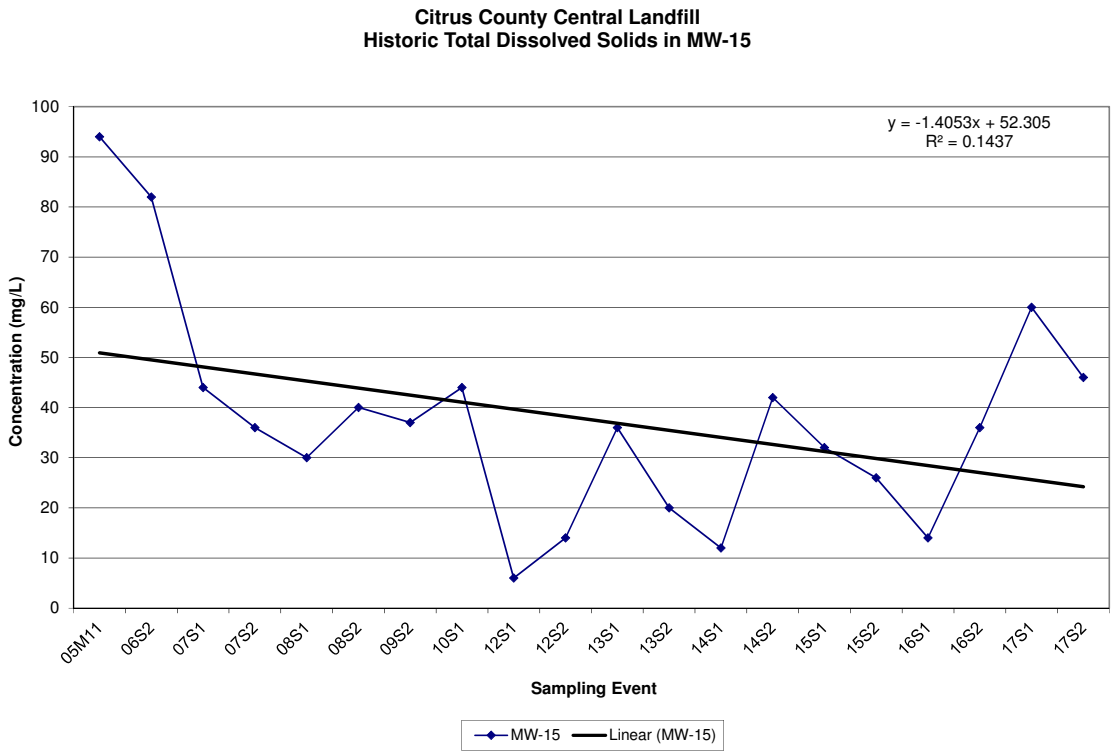
Citrus County Central Landfill
Historic Total Dissolved Solids in MW-15
y = -1.4053x + 52.305
R² = 0.1437
Concentration (mg/L)
100
90
80
70
60
50
40
30
20
10
0
05M11
06S2
07S1
07S2
08S1
08S2
09S2
10S1
12S1
12S2
13S1
13S2
14S1
14S2
15S1
15S2
16S1
16S2
17S1
17S2
Sampling Event
MW-15
Linear (MW-15)

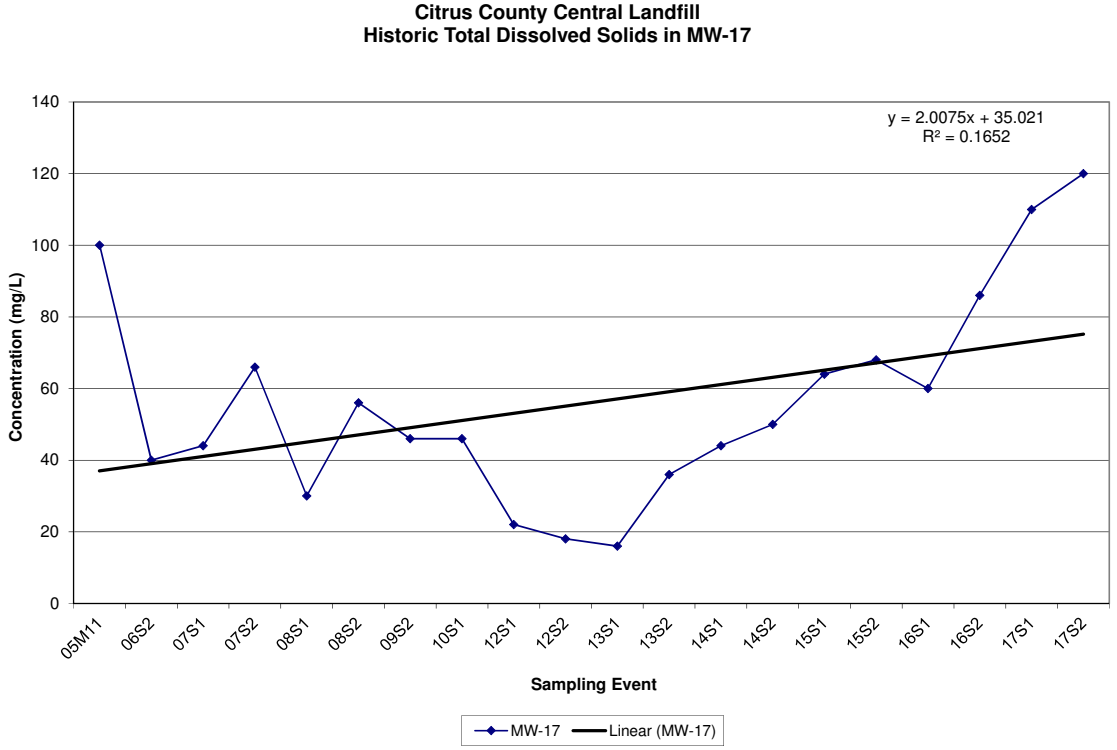
Citrus County Central Landfill
Historic Total Dissolved Solids in MW-17
y = 2.0075x + 35.021
R² = 0.1652
Concentration (mg/L)
140
120
100
80
60
40
20
0
05M11
06S2
07S1
07S2
08S1
08S2
09S2
10S1
12S1
12S2
13S1
13S2
14S1
14S2
15S1
15S2
16S1
16S2
17S1
17S2
Sampling Event
MW-17
Linear (MW-17)

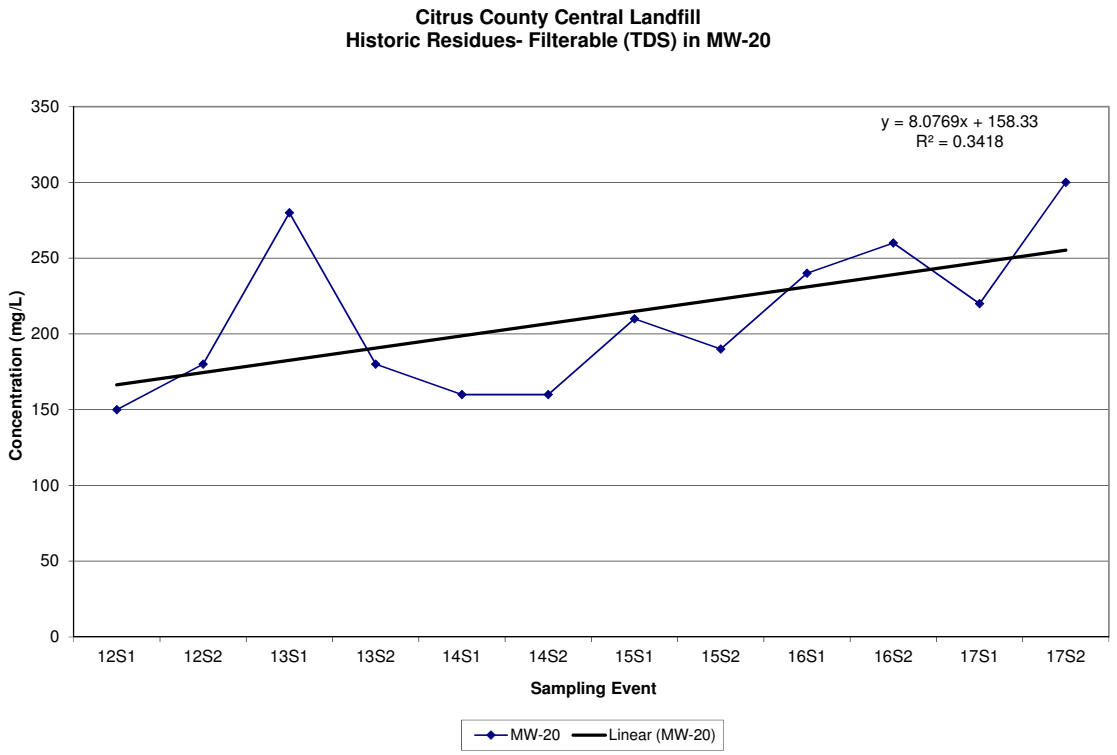
Citrus County Central Landfill
Historic Residues- Filterable (TDS) in MW-20
y = 8.0769x + 158.33
R² = 0.3418
Concentration (mg/L)
350
300
250
200
150
100
50
0
12S1
12S2
13S1
13S2
14S1
14S2
15S1
15S2
16S1
16S2
17S1
17S2
Sampling Event
MW-20
Linear (MW-20)

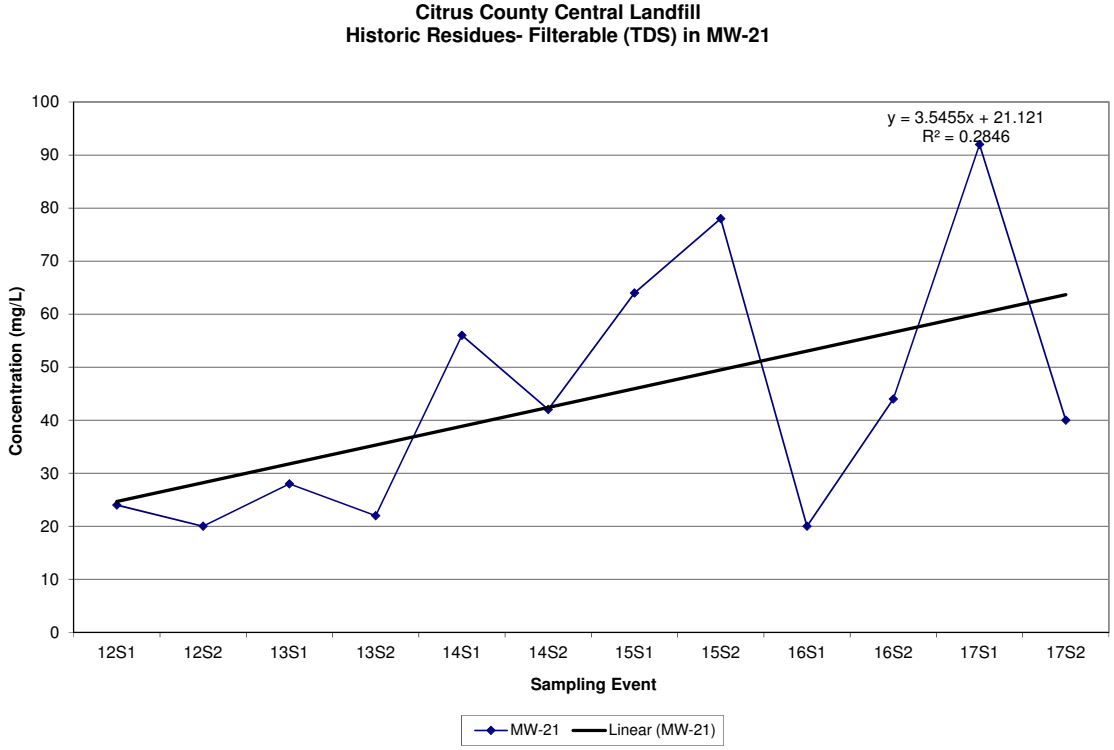
Citrus County Central Landfill
Historic Residues- Filterable (TDS) in MW-21
y = 3.5455x + 21.121
R² = 0.2846
Concentration (mg/L)
100
90
80
70
60
50
40
30
20
10
0
12S1
12S2
13S1
13S2
14S1
14S2
15S1
15S2
16S1
16S2
17S1
17S2
Sampling Event
MW-21
Linear (MW-21)

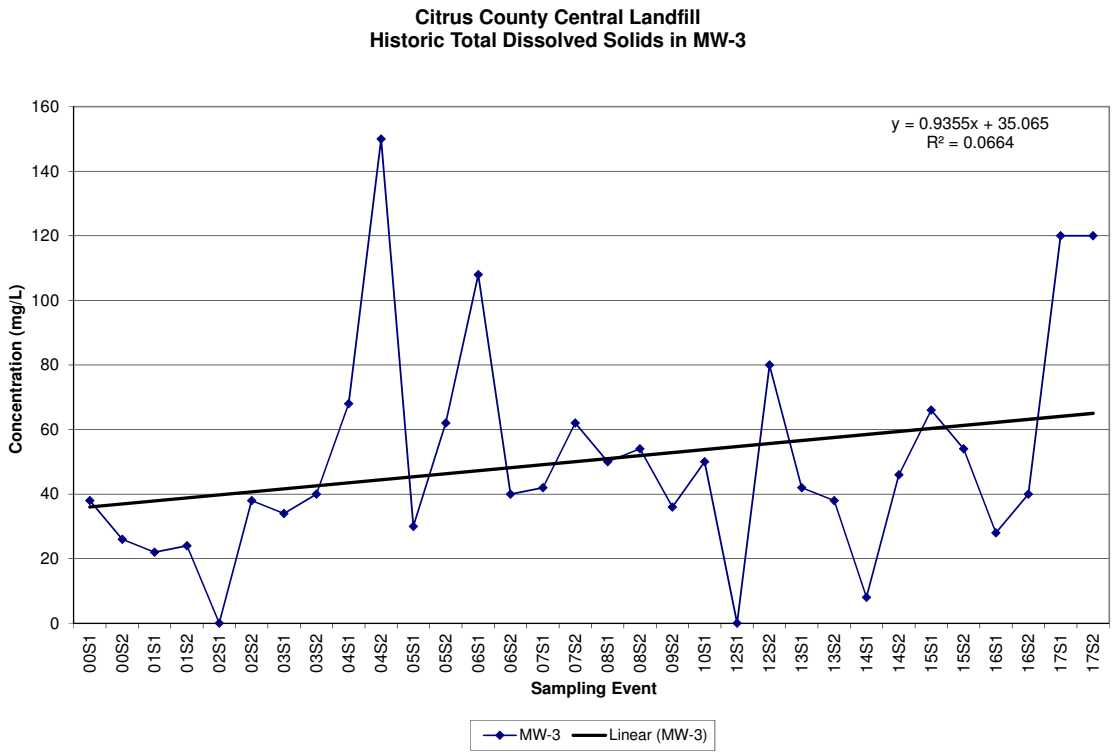
Citrus County Central Landfill
Historic Total Dissolved Solids in MW-3
y = 0.9355x + 35.065
R² = 0.0664
Concentration (mg/L)
160
140
120
100
80
60
40
20
0
00S1
00S2
01S1
01S2
02S1
02S2
03S1
03S2
04S1
04S2
05S1
05S2
06S1
06S2
07S1
07S2
08S1
08S2
09S2
10S1
12S1
12S2
13S1
13S2
14S1
14S2
15S1
15S2
16S1
16S2
17S1
17S2
Sampling Event
MW-3
Linear (MW-3)

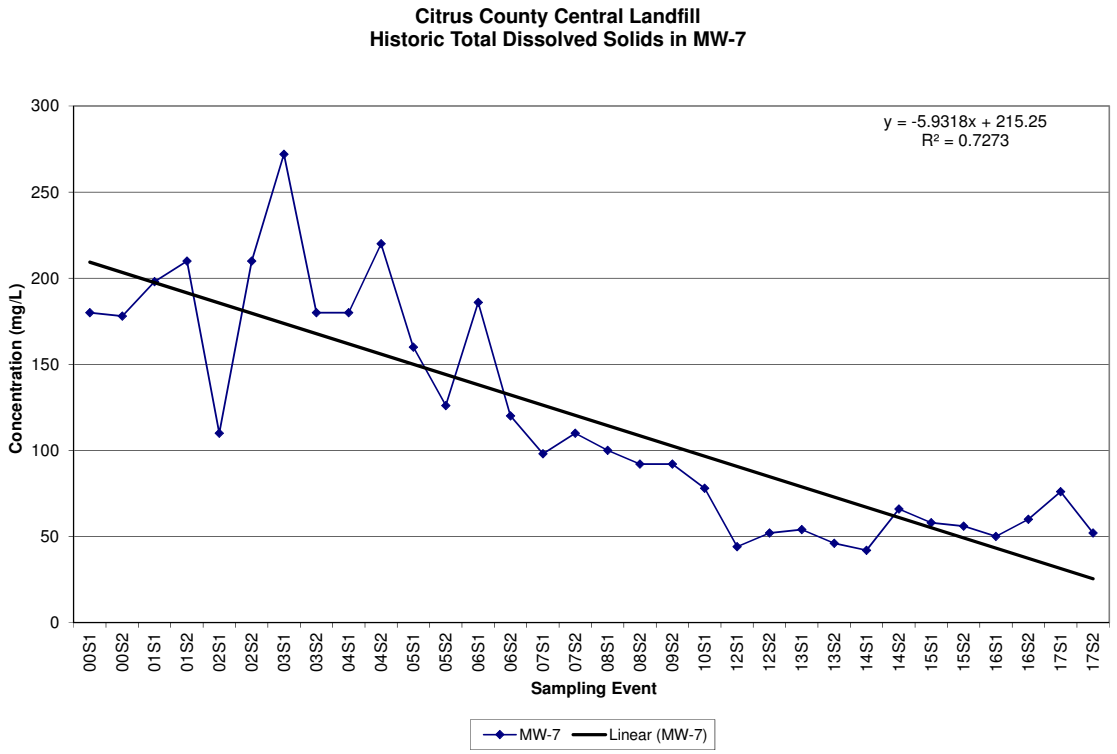
Citrus County Central Landfill
Historic Total Dissolved Solids in MW-7
y = -5.9318x + 215.25
R² = 0.7273
Concentration (mg/L)
300
250
200
150
100
50
0
00S1
00S2
01S1
01S2
02S1
02S2
03S1
03S2
04S1
04S2
05S1
05S2
06S1
06S2
07S1
07S2
08S1
08S2
09S2
10S1
12S1
12S2
13S1
13S2
14S1
14S2
15S1
15S2
16S1
16S2
17S1
17S2
Sampling Event
MW-7
Linear (MW-7)

Citrus County Central Landfill

Historical Chloride Data

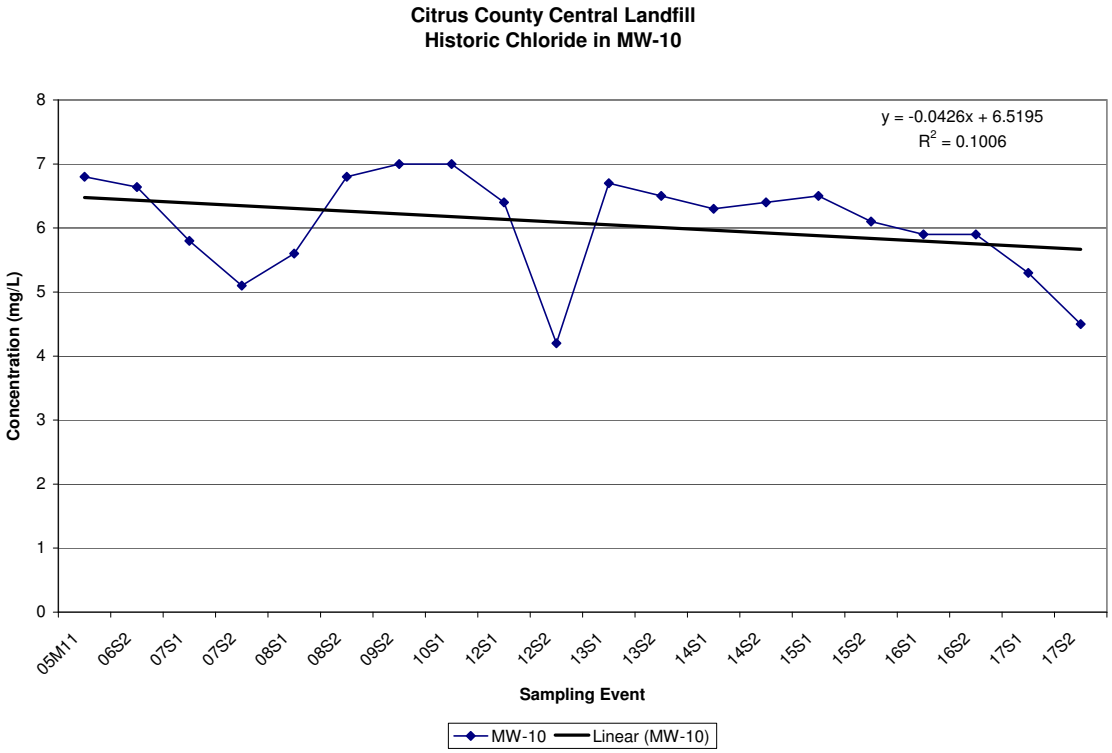
Citrus County Central Landfill
Historic Chloride in MW-10
y = -0.0426x + 6.5195
R2 = 0.1006
Concentration (mg/L)
0
1
2
3
4
5
6
7
8
05M11
06S2
07S1
07S2
08S1
08S2
09S2
10S1
12S1
12S2
13S1
13S2
14S1
14S2
15S1
15S2
16S1
16S2
17S1
17S2
Sampling Event
MW-10
Linear (MW-10)

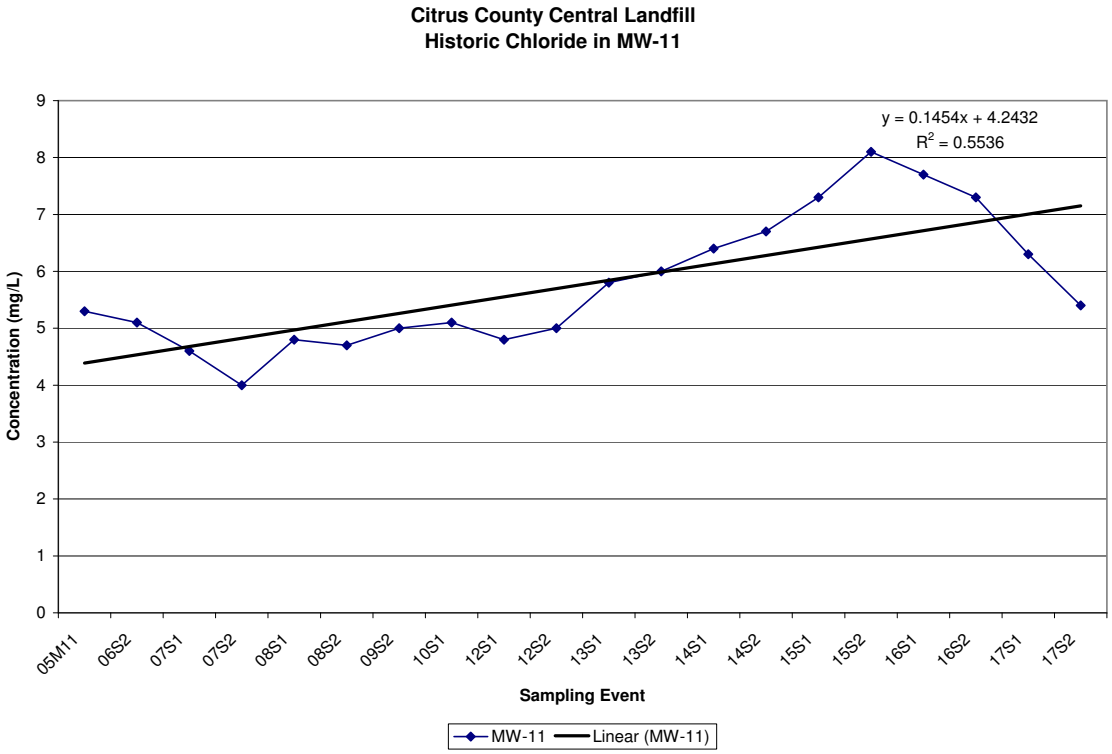
Citrus County Central Landfill
Historic Chloride in MW-11
y = 0.1454x + 4.2432
R2 = 0.5536
Concentration (mg/L)
0
1
2
3
4
5
6
7
8
9
05M11
06S2
07S1
07S2
08S1
08S2
09S2
10S1
12S1
12S2
13S1
13S2
14S1
14S2
15S1
15S2
16S1
16S2
17S1
17S2
Sampling Event
MW-11
Linear (MW-11)

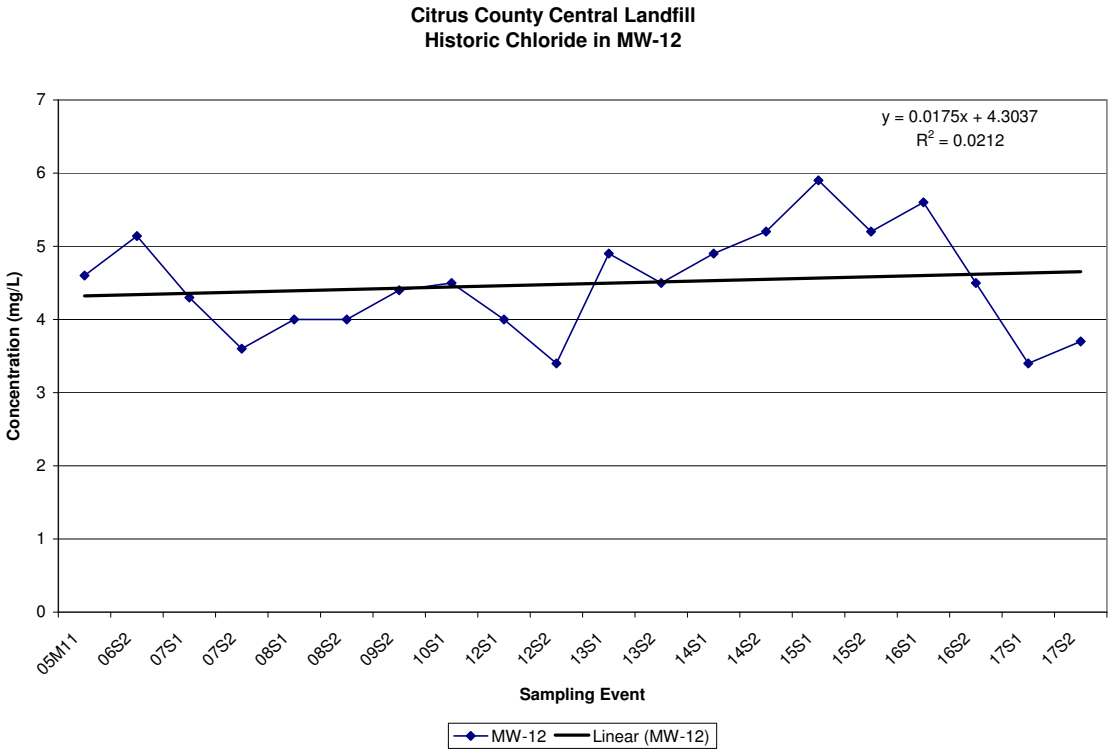
Citrus County Central Landfill
Historic Chloride in MW-12
y = 0.0175x + 4.3037
R2 = 0.0212
Concentration (mg/L)
0
1
2
3
4
5
6
7
05M11
06S2
07S1
07S2
08S1
08S2
09S2
10S1
12S1
12S2
13S1
13S2
14S1
14S2
15S1
15S2
16S1
16S2
17S1
17S2
Sampling Event
MW-12
Linear (MW-12)

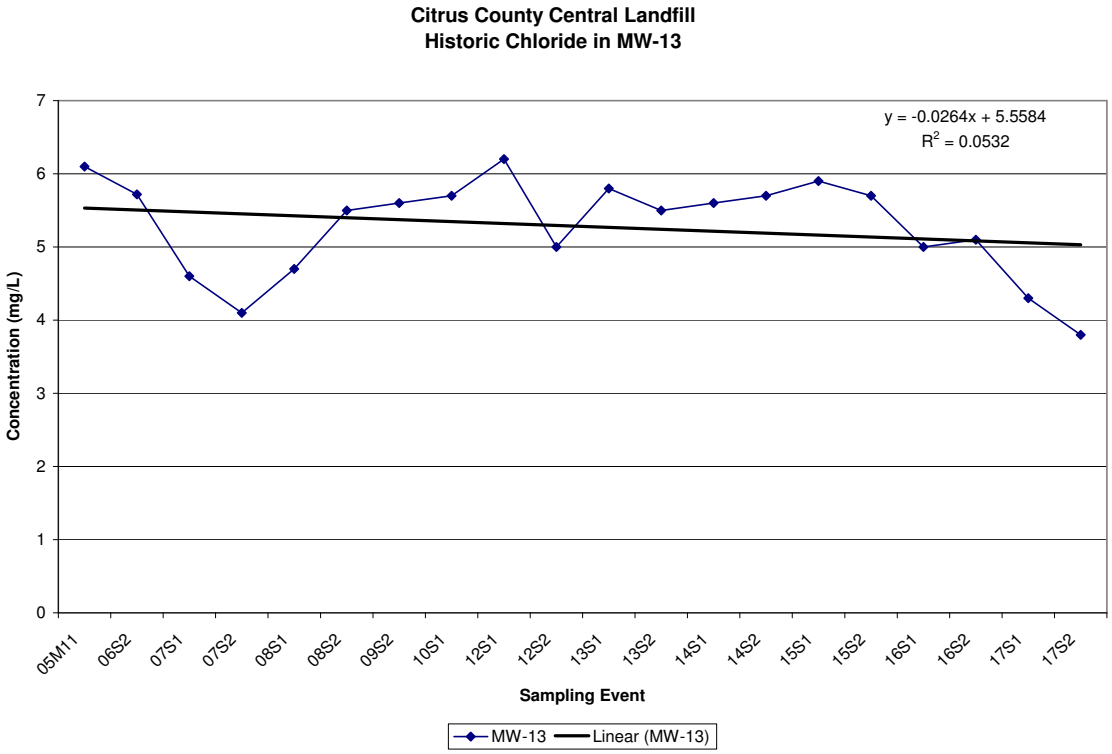
Citrus County Central Landfill
Historic Chloride in MW-13
y = -0.0264x + 5.5584
R2 = 0.0532
Concentration (mg/L)
0
1
2
3
4
5
6
7
05M11
06S2
07S1
07S2
08S1
08S2
09S2
10S1
12S1
12S2
13S1
13S2
14S1
14S2
15S1
15S2
16S1
16S2
17S1
17S2
Sampling Event
MW-13
Linear (MW-13)

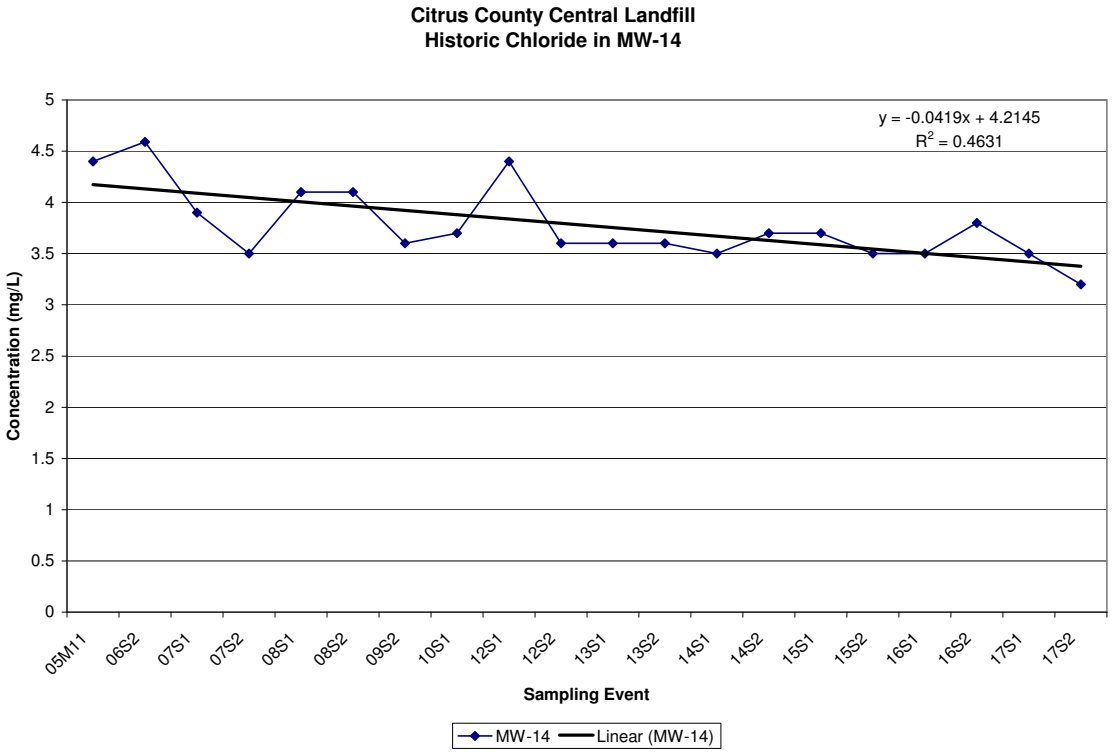
Citrus County Central Landfill
Historic Chloride in MW-14
y = -0.0419x + 4.2145
R2 = 0.4631
Concentration (mg/L)
5
4.5
4
3.5
3
2.5
2
1.5
1
0.5
0
05M11
06S2
07S1
07S2
08S1
08S2
09S2
10S1
12S1
12S2
13S1
13S2
14S1
14S2
15S1
15S2
16S1
16S2
17S1
17S2
Sampling Event
MW-14
Linear (MW-14)

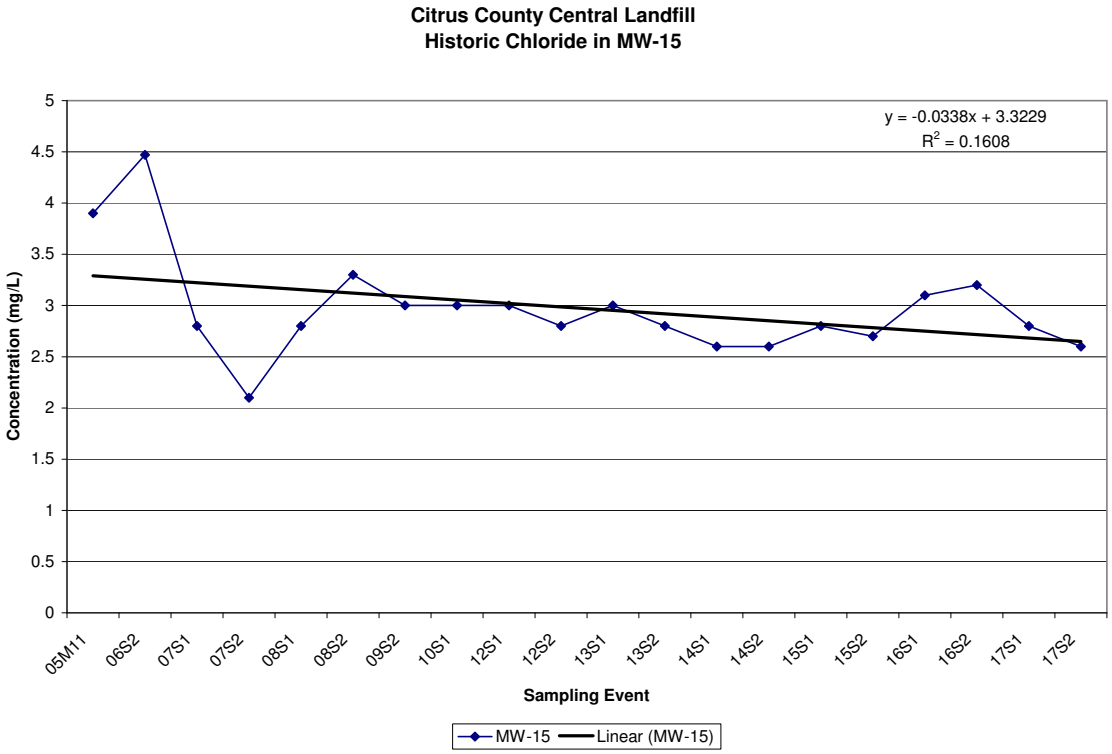
Citrus County Central Landfill
Historic Chloride in MW-15
y = -0.0338x + 3.3229
R2 = 0.1608
Concentration (mg/L)
5
4.5
4
3.5
3
2.5
2
1.5
1
0.5
0
05M11
06S2
07S1
07S2
08S1
08S2
09S2
10S1
12S1
12S2
13S1
13S2
14S1
14S2
15S1
15S2
16S1
16S2
17S1
17S2
Sampling Event
MW-15
Linear (MW-15)

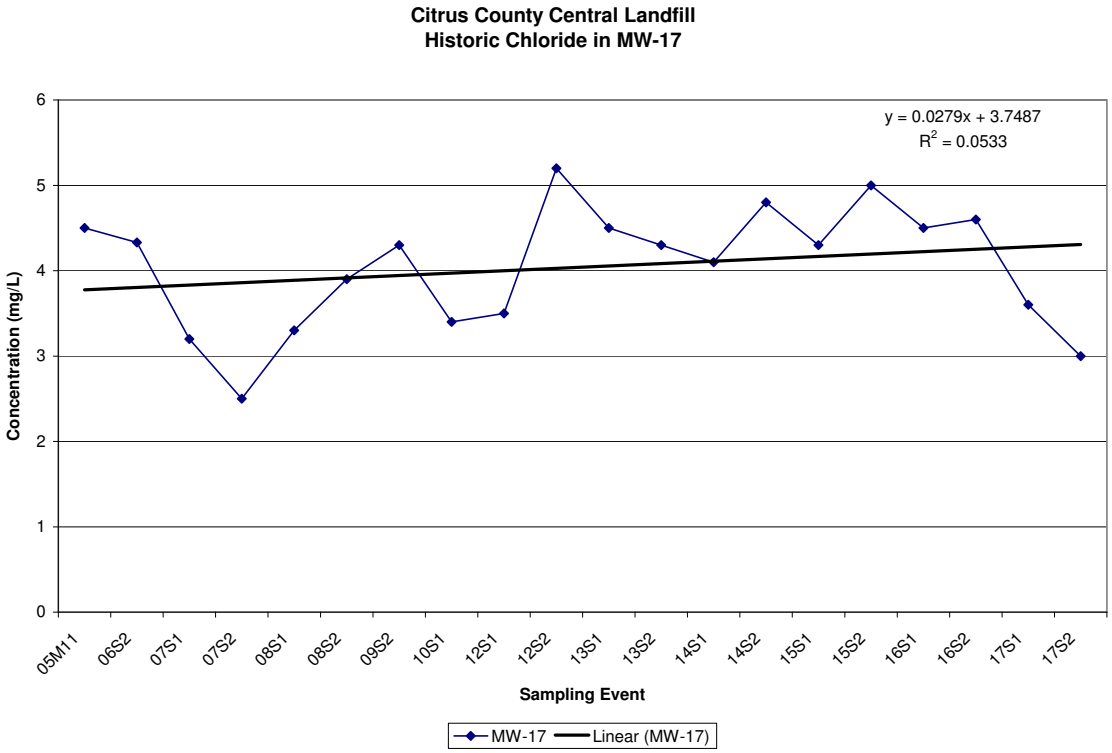
Citrus County Central Landfill
Historic Chloride in MW-17
y = 0.0279x + 3.7487
R2 = 0.0533
Concentration (mg/L)
0
1
2
3
4
5
6
05M11
06S2
07S1
07S2
08S1
08S2
09S2
10S1
12S1
12S2
13S1
13S2
14S1
14S2
15S1
15S2
16S1
16S2
17S1
17S2
Sampling Event
MW-17
Linear (MW-17)

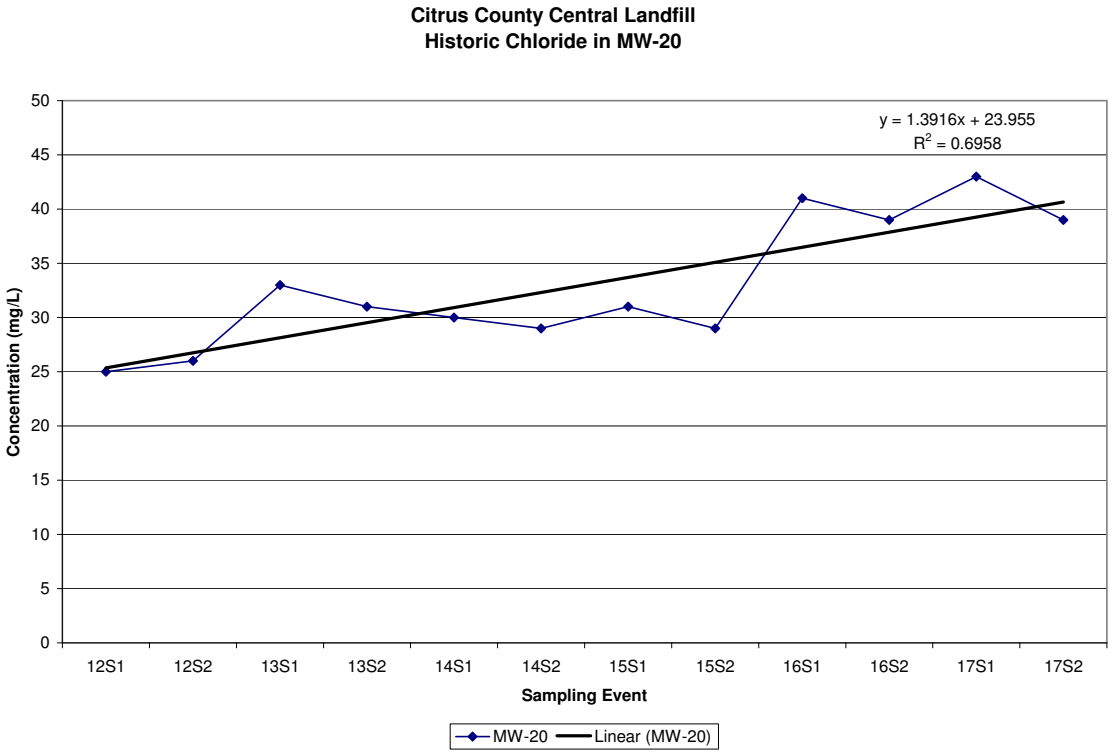
Citrus County Central Landfill
Historic Chloride in MW-20
y = 1.3916x + 23.955
R2 = 0.6958
Concentration (mg/L)
0
5
10
15
20
25
30
35
40
45
50
12S1
12S2
13S1
13S2
14S1
14S2
15S1
15S2
16S1
16S2
17S1
17S2
Sampling Event
MW-20
Linear (MW-20)

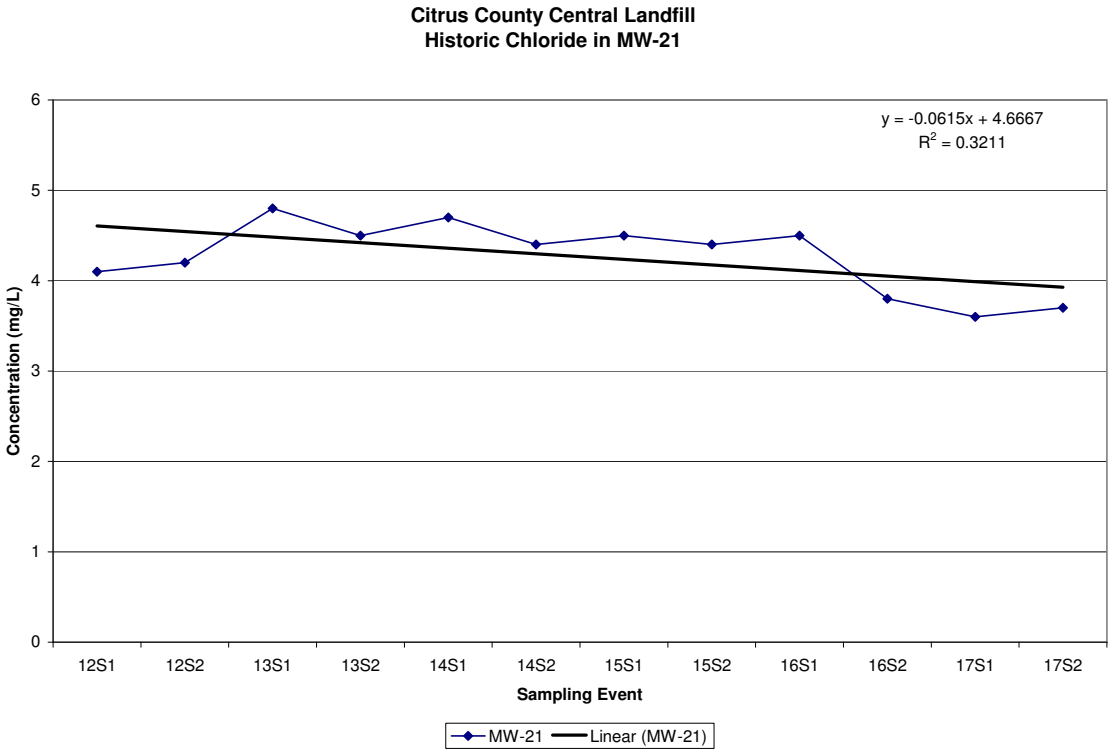
Citrus County Central Landfill
Historic Chloride in MW-21
y = -0.0615x + 4.6667
R2 = 0.3211
Concentration (mg/L)
0
1
2
3
4
5
6
12S1
12S2
13S1
13S2
14S1
14S2
15S1
15S2
16S1
16S2
17S1
17S2
Sampling Event
MW-21
Linear (MW-21)

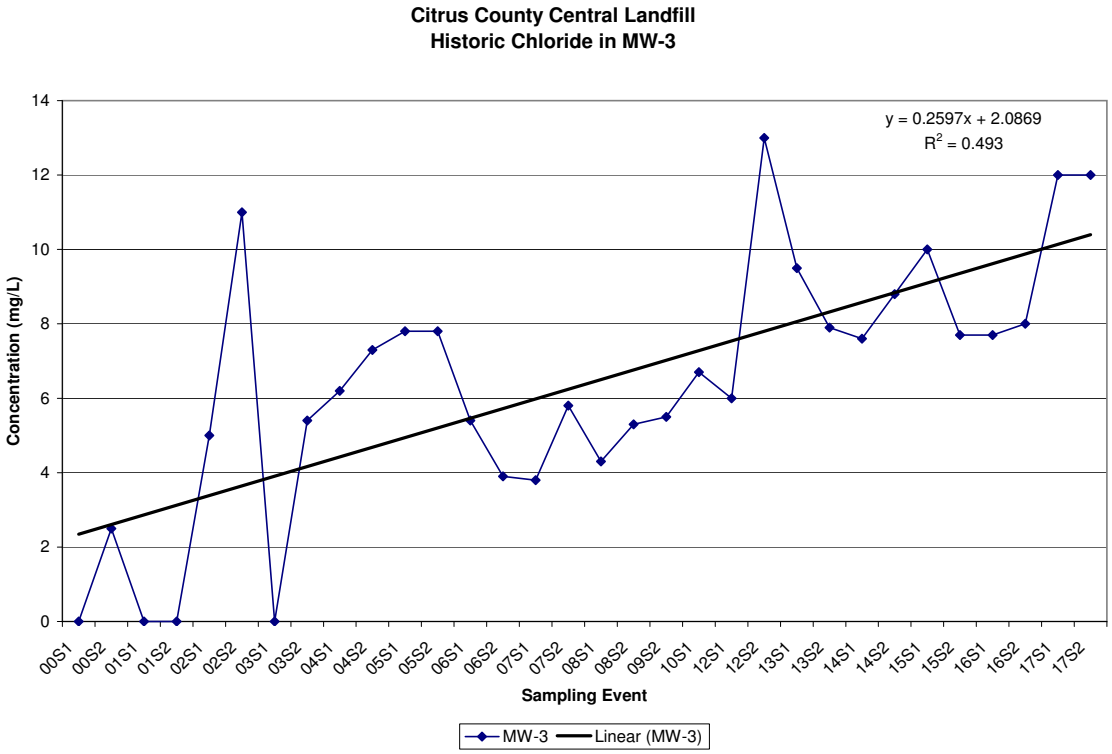
Citrus County Central Landfill
Historic Chloride in MW-3
y = 0.2597x + 2.0869
R2 = 0.493
Concentration (mg/L)
0
2
4
6
8
10
12
14
00S1
00S2
01S1
01S2
02S1
02S2
03S1
03S2
04S1
04S2
05S1
05S2
06S1
06S2
07S1
07S2
08S1
08S2
09S2
10S1
12S1
12S2
13S1
13S2
14S1
14S2
15S1
15S2
16S1
16S2
17S1
17S2
Sampling Event
MW-3
Linear (MW-3)

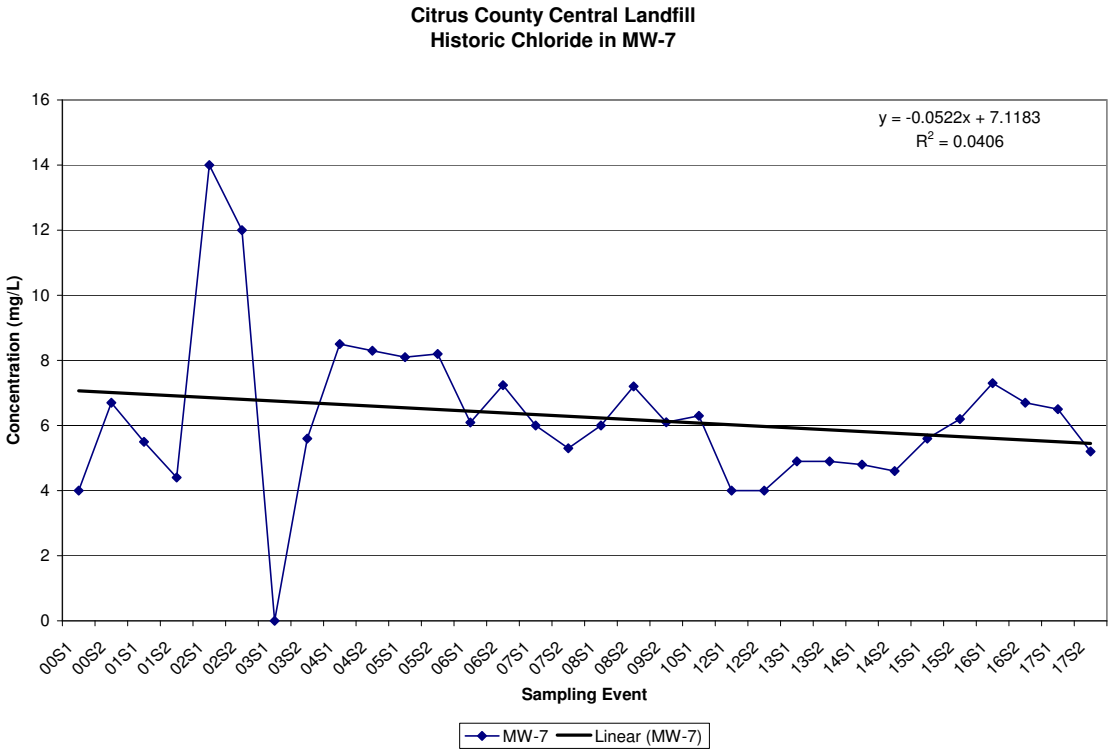
Citrus County Central Landfill
Historic Chloride in MW-7
y = -0.0522x + 7.1183
R2 = 0.0406
Concentration (mg/L)
16
14
12
10
8
6
4
2
0
00S1
00S2
01S1
01S2
02S1
02S2
03S1
03S2
04S1
04S2
05S1
05S2
06S1
06S2
07S1
07S2
08S1
08S2
09S2
10S1
12S1
12S2
13S1
13S2
14S1
14S2
15S1
15S2
16S1
16S2
17S1
17S2
Sampling Event
MW-7
Linear (MW-7)

Citrus County Central Landfill

Historical Sodium Data

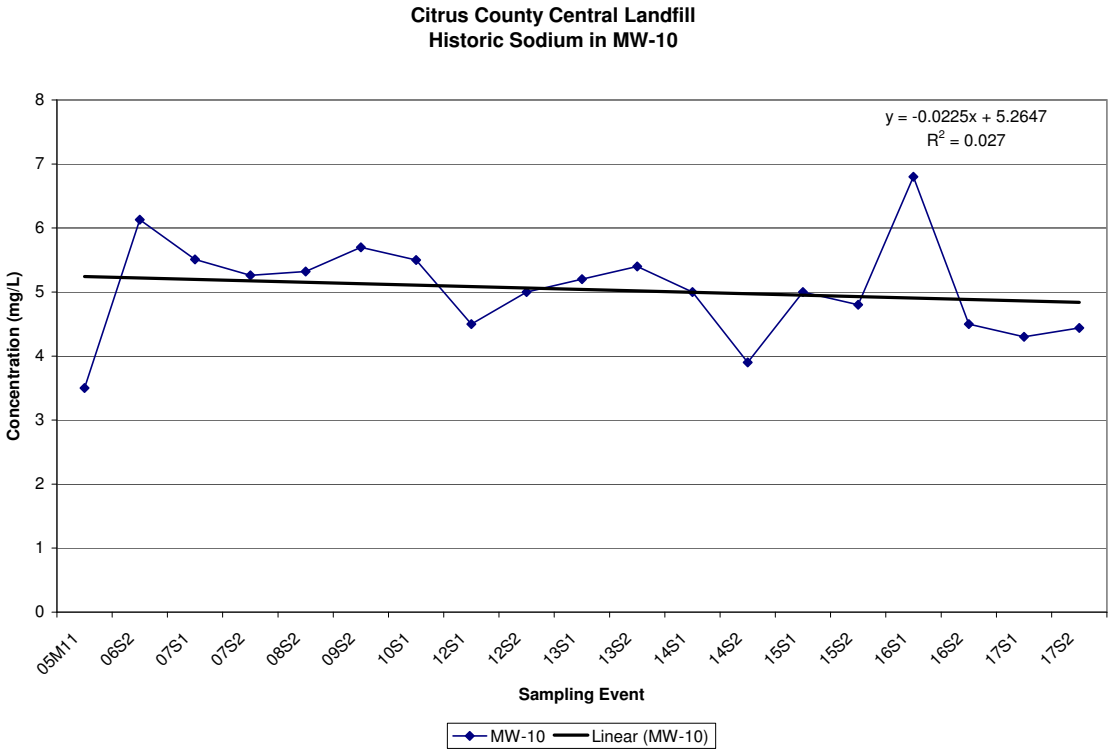
Citrus County Central Landfill
Historic Sodium in MW-10
y = -0.0225x + 5.2647
R2 = 0.027
Concentration (mg/L)
0
1
2
3
4
5
6
7
8
05M11
06S2
07S1
07S2
08S2
09S2
10S1
12S1
12S2
13S1
13S2
14S1
14S2
15S1
15S2
16S1
16S2
17S1
17S2
Sampling Event
MW-10
Linear (MW-10)

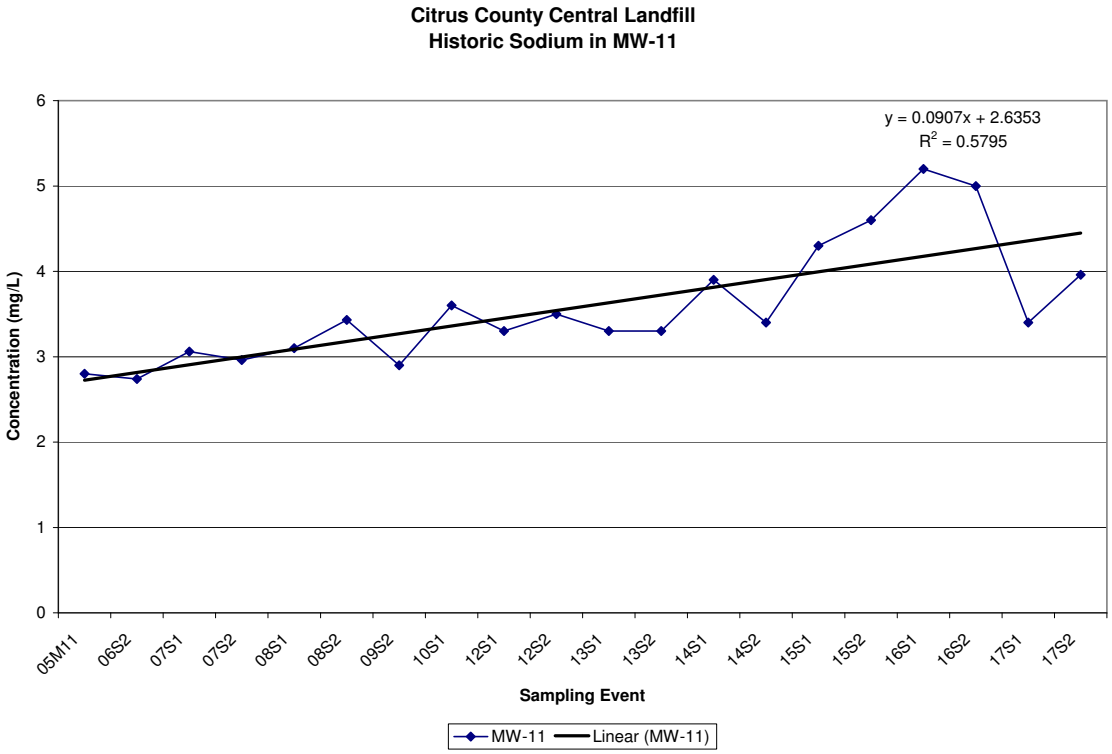
Citrus County Central Landfill
Historic Sodium in MW-11
y = 0.0907x + 2.6353
R2 = 0.5795
Concentration (mg/L)
0
1
2
3
4
5
6
05M11
06S2
07S1
07S2
08S1
08S2
09S2
10S1
12S1
12S2
13S1
13S2
14S1
14S2
15S1
15S2
16S1
16S2
17S1
17S2
Sampling Event
MW-11
Linear (MW-11)

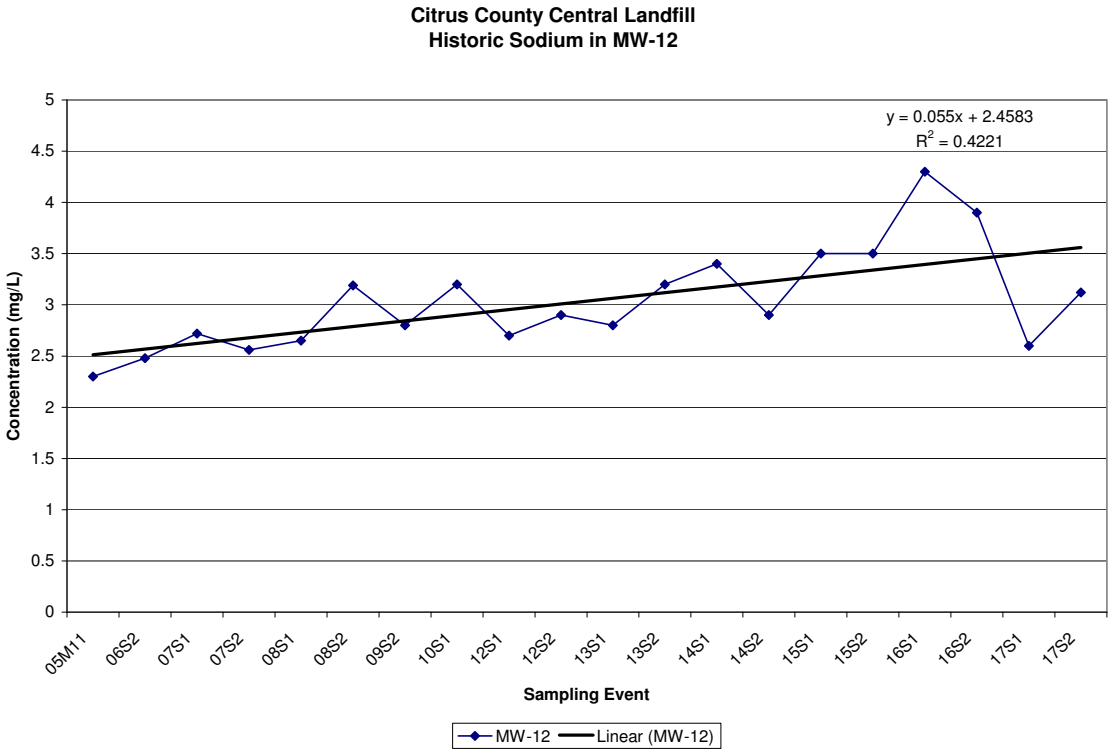
Citrus County Central Landfill
Historic Sodium in MW-12
y = 0.055x + 2.4583
R2 = 0.4221
Concentration (mg/L)
Sampling Event
MW-12
Linear (MW-12)

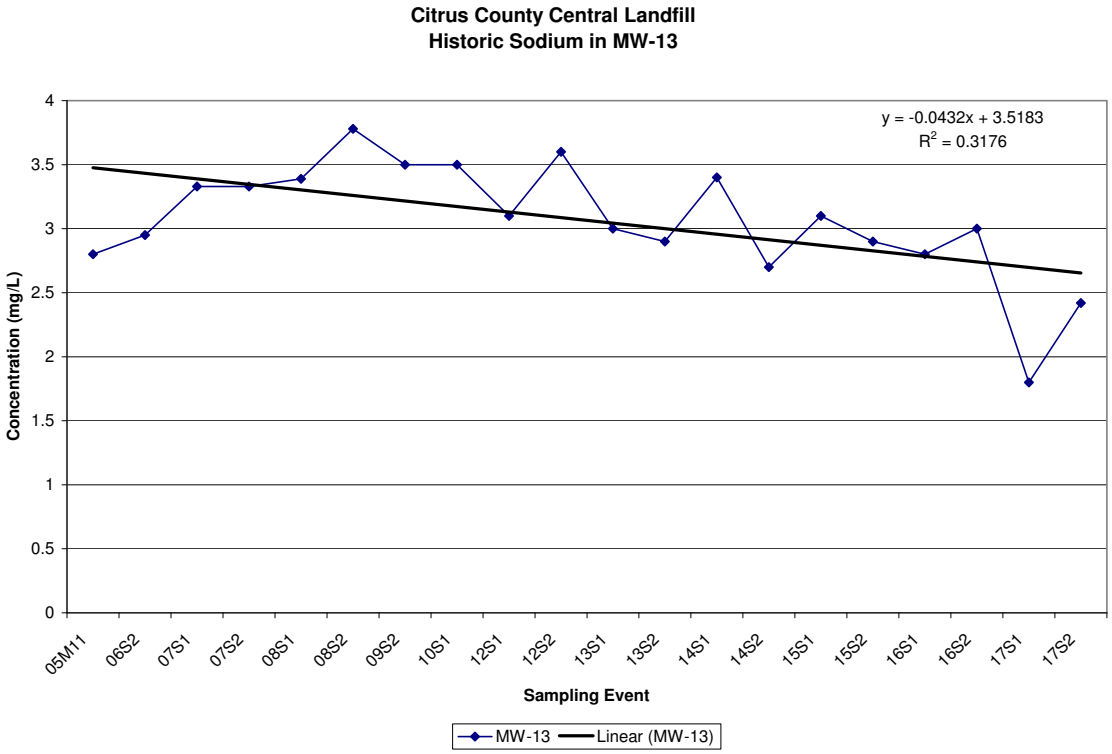
Citrus County Central Landfill
Historic Sodium in MW-13
y = -0.0432x + 3.5183
R2 = 0.3176
Concentration (mg/L)
Sampling Event
MW-13
Linear (MW-13)

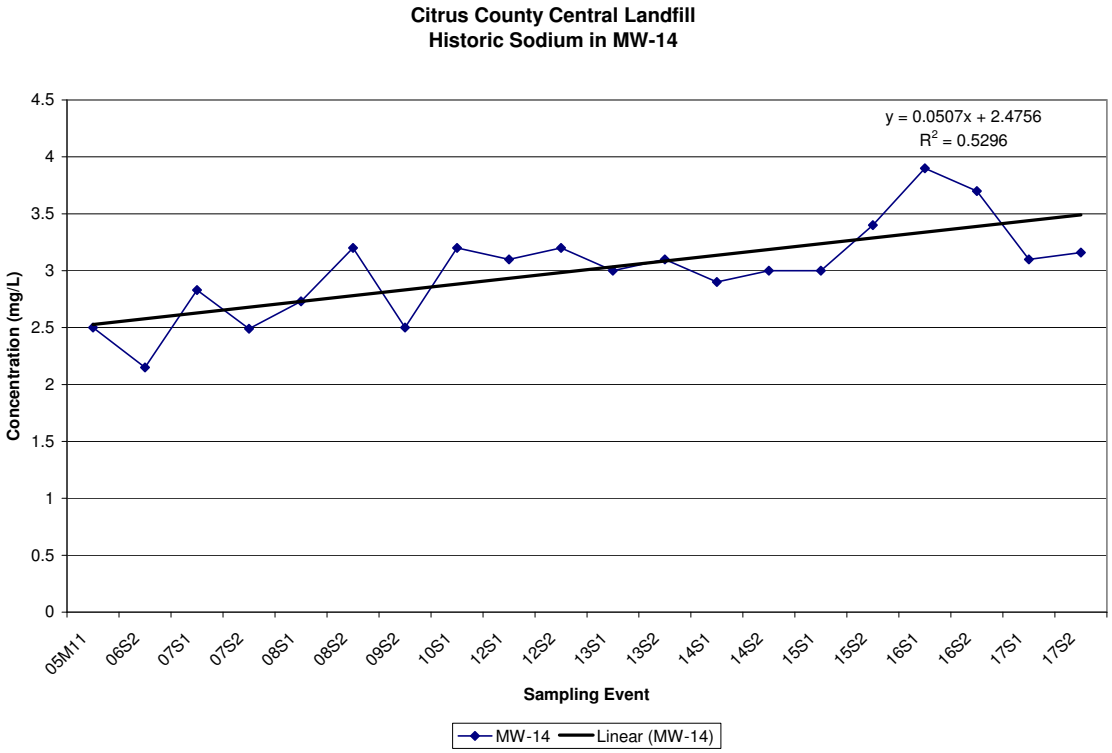
Citrus County Central Landfill
Historic Sodium in MW-14
y = 0.0507x + 2.4756
R2 = 0.5296
Concentration (mg/L)
4.5
4
3.5
3
2.5
2
1.5
1
0.5
0
05M11
06S2
07S1
07S2
08S1
08S2
09S2
10S1
12S1
12S2
13S1
13S2
14S1
14S2
15S1
15S2
16S1
16S2
17S1
17S2
Sampling Event
MW-14
Linear (MW-14)

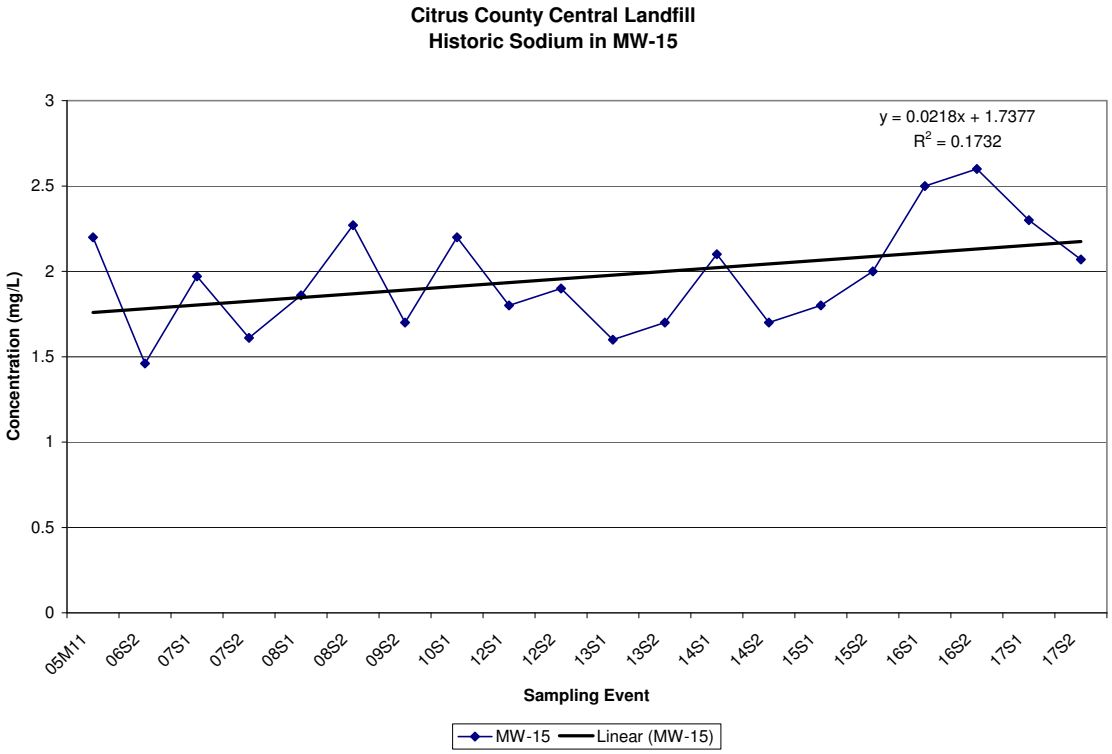
Citrus County Central Landfill
Historic Sodium in MW-15
y = 0.0218x + 1.7377
R2 = 0.1732
Concentration (mg/L)
3
2.5
2
1.5
1
0.5
0
05M11
06S2
07S1
07S2
08S1
08S2
09S2
10S1
12S1
12S2
13S1
13S2
14S1
14S2
15S1
15S2
16S1
16S2
17S1
17S2
Sampling Event
MW-15
Linear (MW-15)

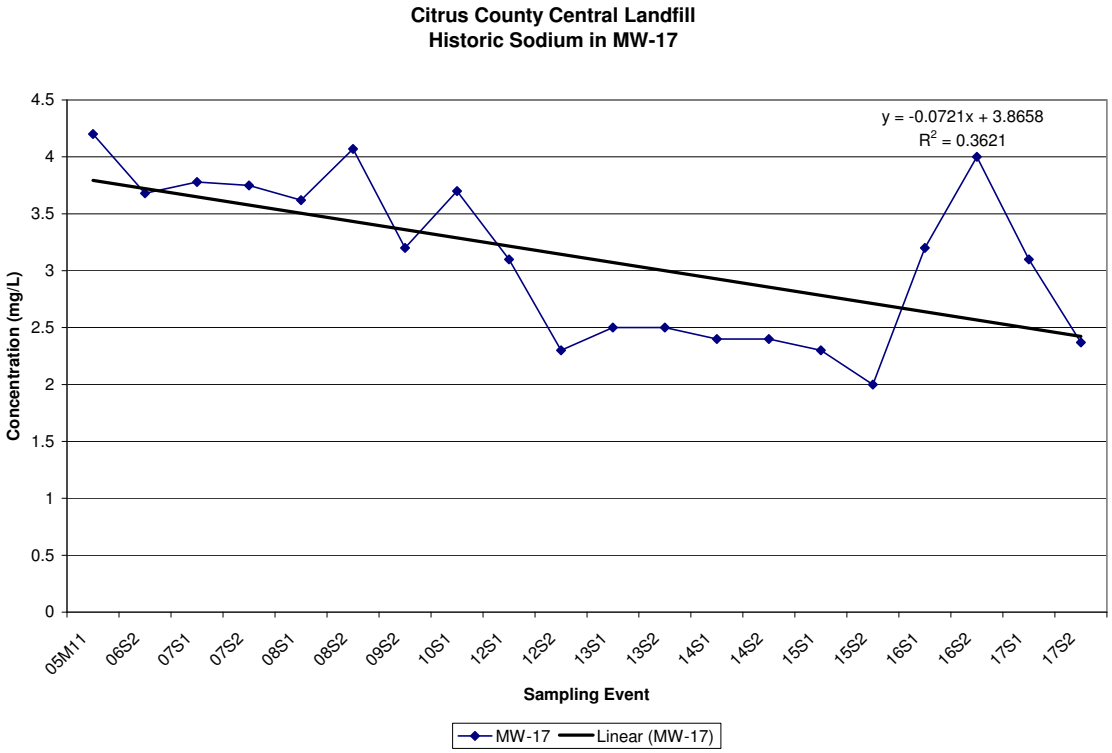
Citrus County Central Landfill
Historic Sodium in MW-17
y = -0.0721x + 3.8658
R2 = 0.3621
Concentration (mg/L)
4.5
4
3.5
3
2.5
2
1.5
1
0.5
0
05M11
06S2
07S1
07S2
08S1
08S2
09S2
10S1
12S1
12S2
13S1
13S2
14S1
14S2
15S1
15S2
16S1
16S2
17S1
17S2
Sampling Event
MW-17
Linear (MW-17)

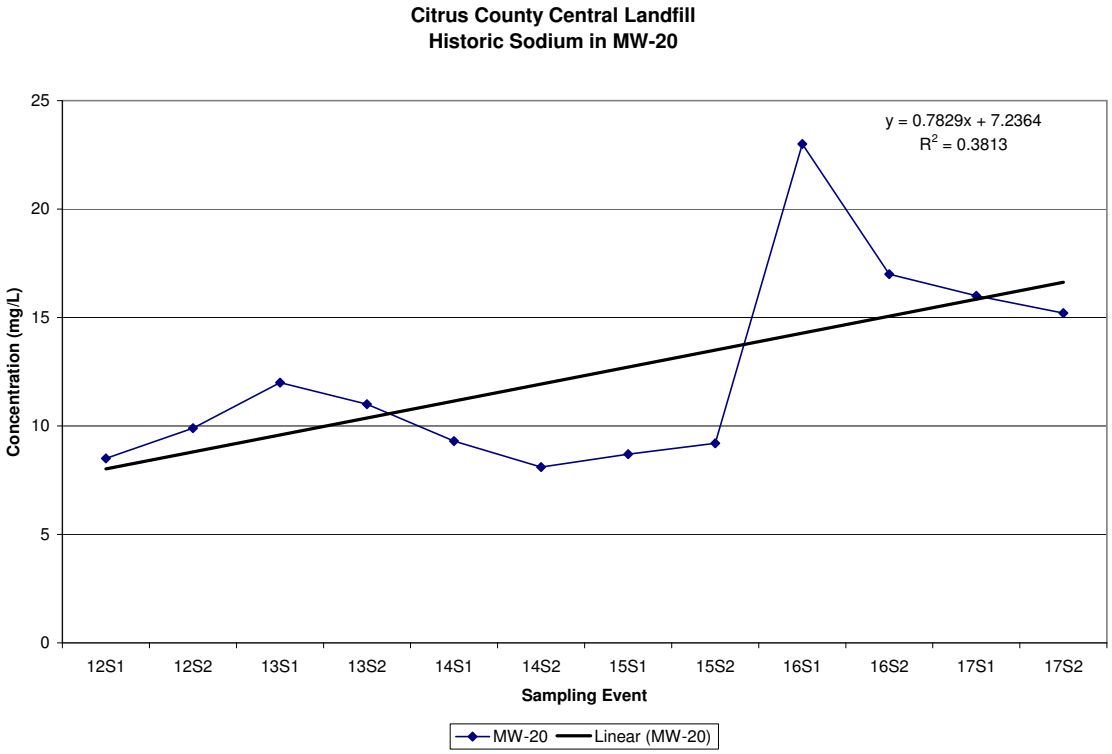
Citrus County Central Landfill
Historic Sodium in MW-20
y = 0.7829x + 7.2364
R2 = 0.3813
Concentration (mg/L)
25
20
15
10
5
0
12S1
12S2
13S1
13S2
14S1
14S2
15S1
15S2
16S1
16S2
17S1
17S2
Sampling Event
MW-20
Linear (MW-20)

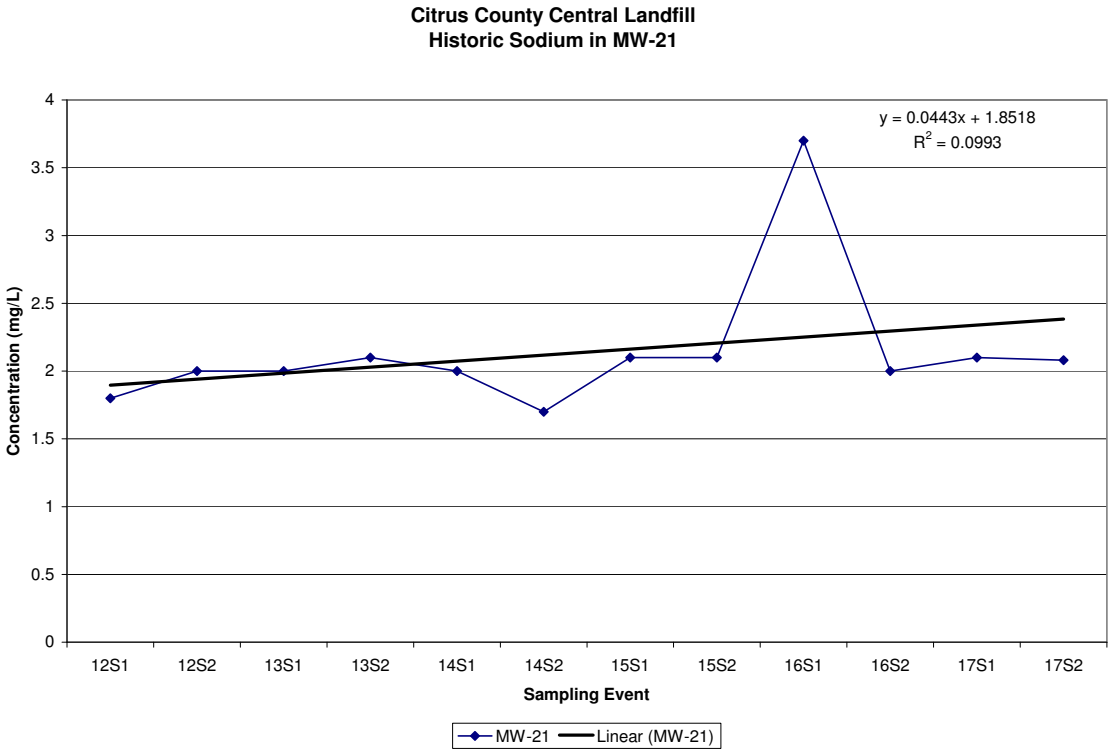
Citrus County Central Landfill
Historic Sodium in MW-21
y = 0.0443x + 1.8518
R2 = 0.0993
Concentration (mg/L)
4
3.5
3
2.5
2
1.5
1
0.5
0
12S1
12S2
13S1
13S2
14S1
14S2
15S1
15S2
16S1
16S2
17S1
17S2
Sampling Event
MW-21
Linear (MW-21)

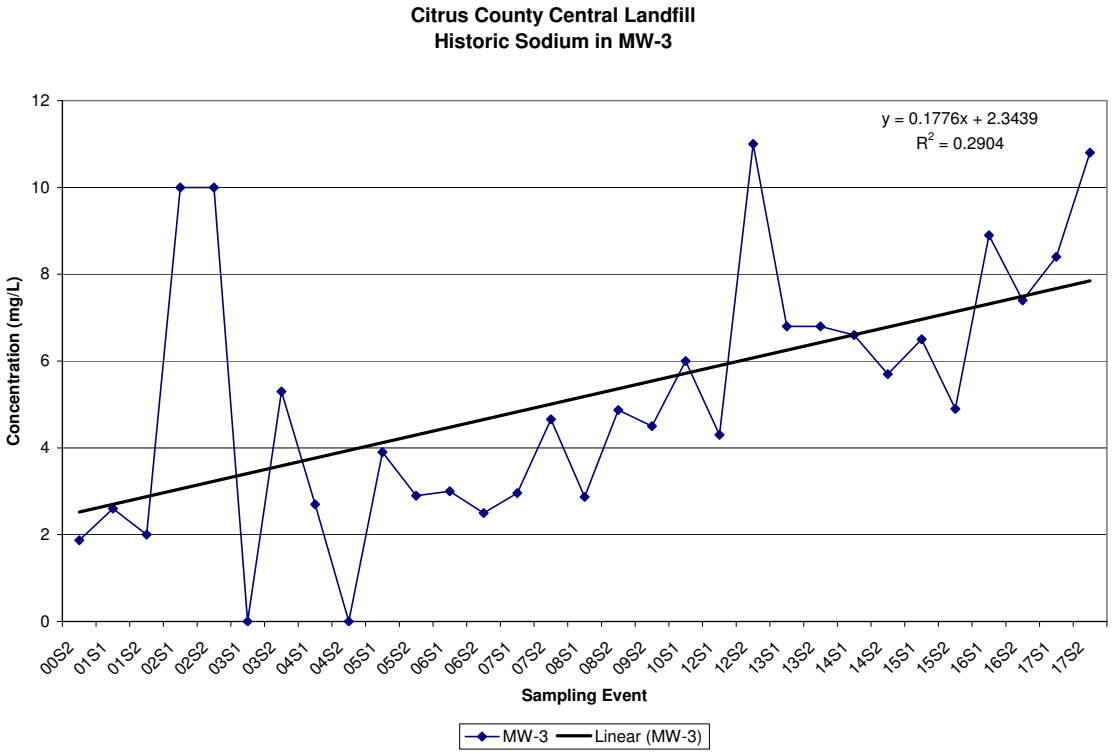
Citrus County Central Landfill
Historic Sodium in MW-3
y = 0.1776x + 2.3439
R2 = 0.2904
Concentration (mg/L)
12
10
8
6
4
2
0
00S2
01S1
01S2
02S1
02S2
03S1
03S2
04S1
04S2
05S1
05S2
06S1
06S2
07S1
07S2
08S1
08S2
09S2
10S1
12S1
12S2
13S1
13S2
14S1
14S2
15S1
15S2
16S1
16S2
17S1
17S2
Sampling Event
MW-3
Linear (MW-3)

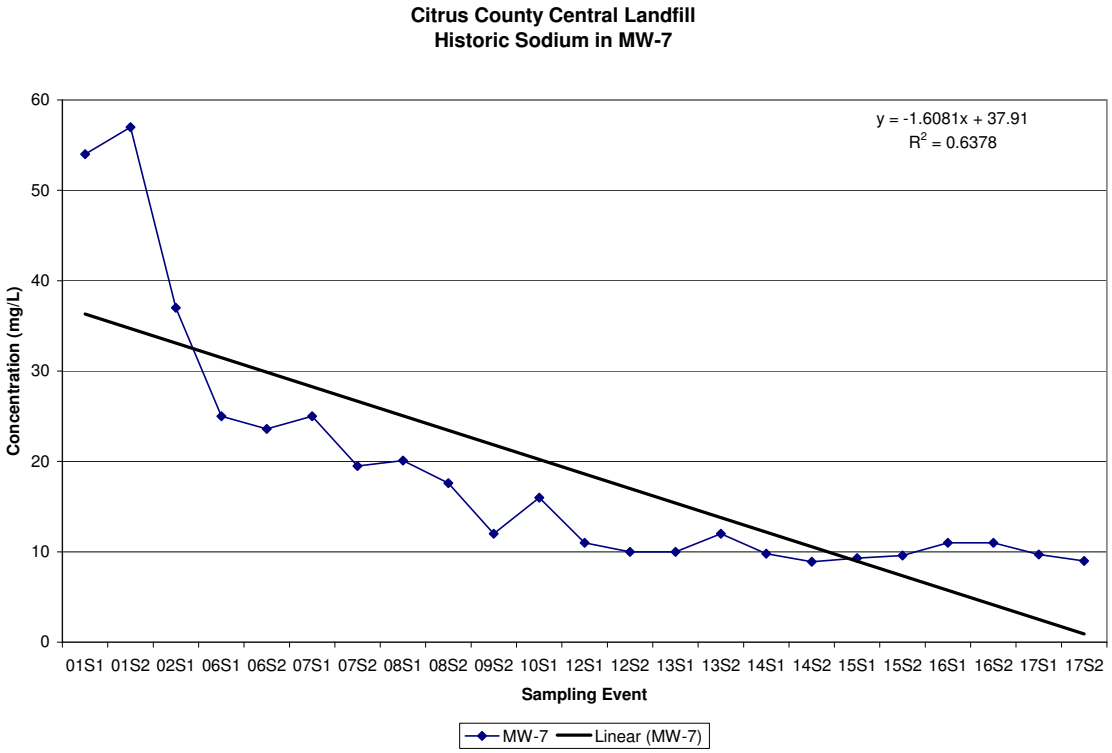
Citrus County Central Landfill
Historic Sodium in MW-7
y = -1.6081x + 37.91
R2 = 0.6378
Concentration (mg/L)
60
50
40
30
20
10
0
01S1 01S2 02S1 06S1 06S2 07S1 07S2 08S1 08S2 09S2 10S1 12S1 12S2 13S1 13S2 14S1 14S2 15S1 15S2 16S1 16S2 17S1 17S2
Sampling Event
MW-7
Linear (MW-7)

Citrus County Central Landfill

Historical Arsenic Data

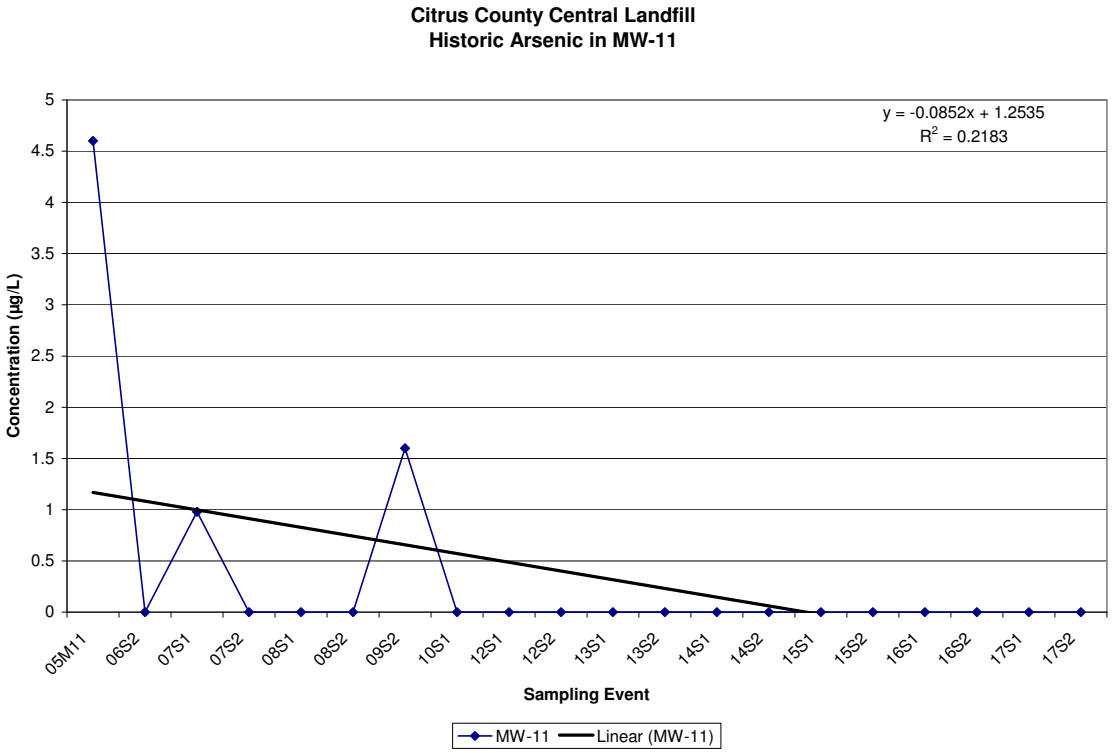
Citrus County Central Landfill
Historic Arsenic in MW-11
y = -0.0852x + 1.2535
R2 = 0.2183
Concentration (µg/L)
5
4.5
4
3.5
3
2.5
2
1.5
1
0.5
0
05M11
06S2
07S1
07S2
08S1
08S2
09S2
10S1
12S1
12S2
13S1
13S2
14S1
14S2
15S1
15S2
16S1
16S2
17S1
17S2
Sampling Event
MW-11
Linear (MW-11)

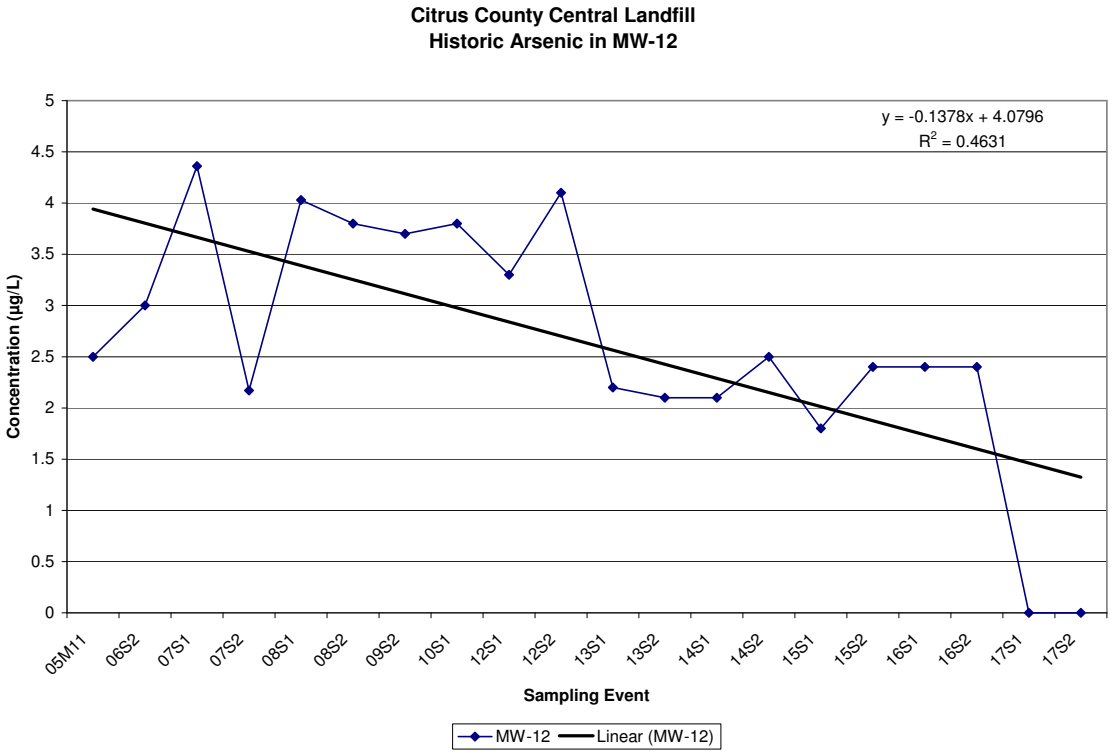
Citrus County Central Landfill
Historic Arsenic in MW-12
y = -0.1378x + 4.0796
R2 = 0.4631
Concentration (µg/L)
5
4.5
4
3.5
3
2.5
2
1.5
1
0.5
0
05M11
06S2
07S1
07S2
08S1
08S2
09S2
10S1
12S1
12S2
13S1
13S2
14S1
14S2
15S1
15S2
16S1
16S2
17S1
17S2
Sampling Event
MW-12
Linear (MW-12)

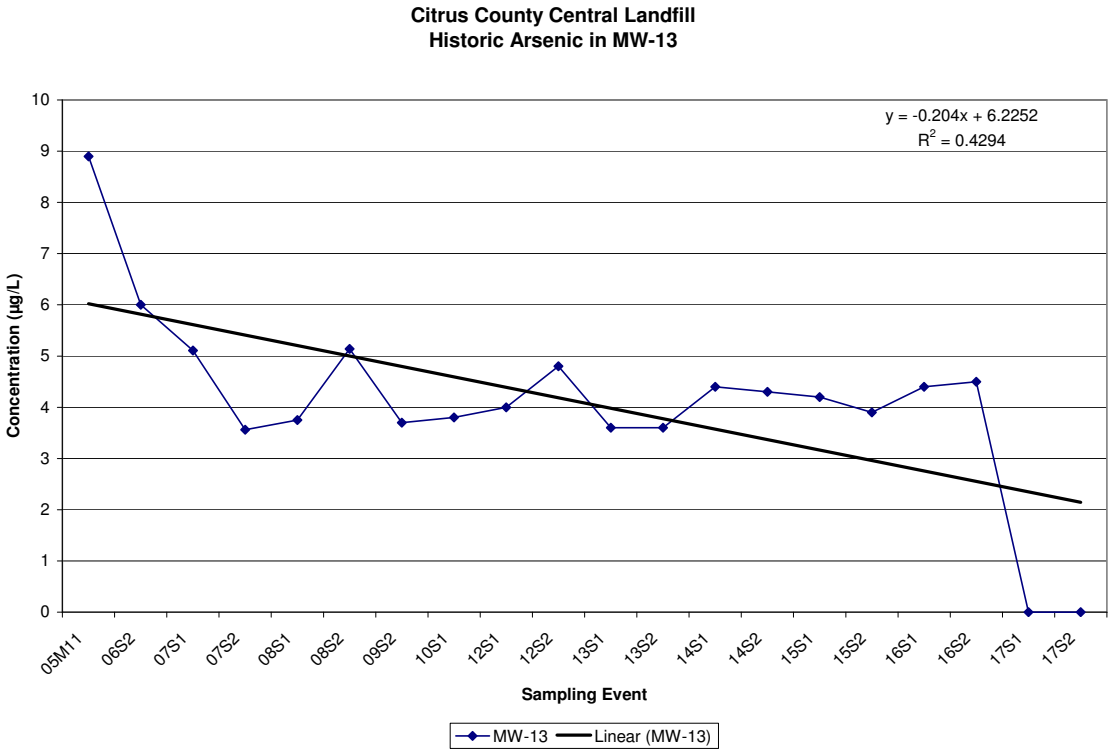
Citrus County Central Landfill
Historic Arsenic in MW-13
y = -0.204x + 6.2252
R2 = 0.4294
Concentration (µg/L)
10
9
8
7
6
5
4
3
2
1
0
05M11
06S2
07S1
07S2
08S1
08S2
09S2
10S1
12S1
12S2
13S1
13S2
14S1
14S2
15S1
15S2
16S1
16S2
17S1
17S2
Sampling Event
MW-13
Linear (MW-13)

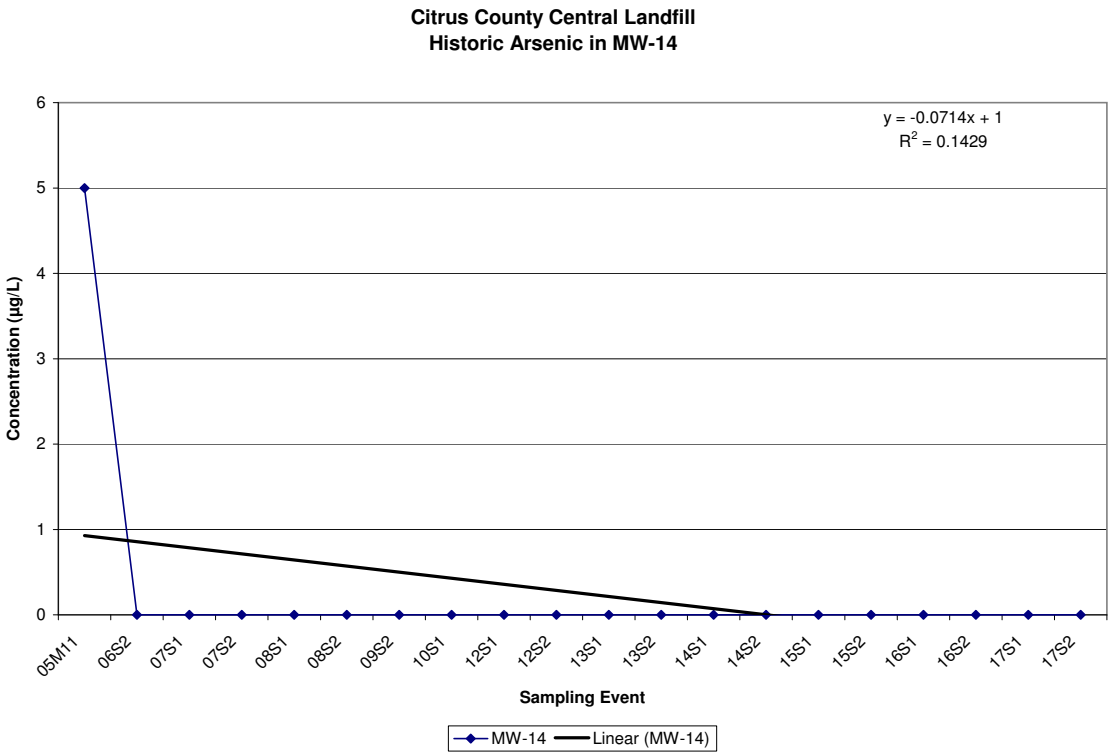
Citrus County Central Landfill
Historic Arsenic in MW-14
y = -0.0714x + 1
R2 = 0.1429
Concentration (µg/L)
6
5
4
3
2
1
0
05M11
06S2
07S1
07S2
08S1
08S2
09S2
10S1
12S1
12S2
13S1
13S2
14S1
14S2
15S1
15S2
16S1
16S2
17S1
17S2
Sampling Event
MW-14
Linear (MW-14)

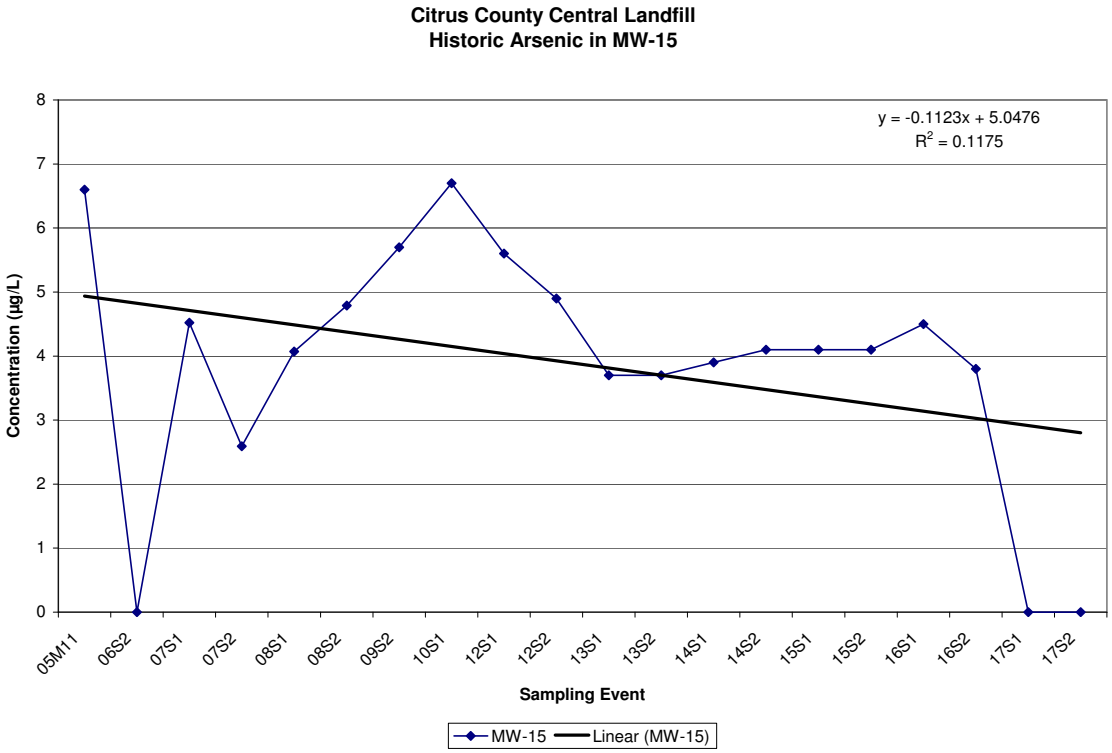
Citrus County Central Landfill
Historic Arsenic in MW-15
y = -0.1123x + 5.0476
R2 = 0.1175
Concentration (µg/L)
0
1
2
3
4
5
6
7
8
05M11
06S2
07S1
07S2
08S1
08S2
09S2
10S1
12S1
12S2
13S1
13S2
14S1
14S2
15S1
15S2
16S1
16S2
17S1
17S2
Sampling Event
MW-15
Linear (MW-15)

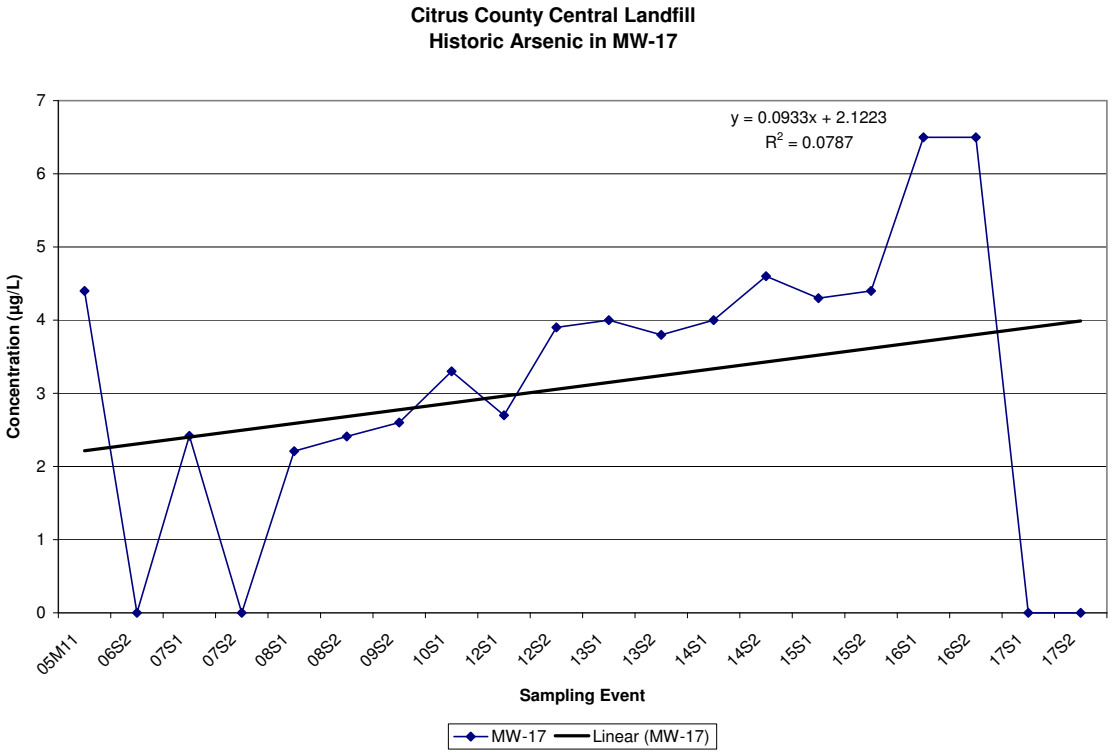
Citrus County Central Landfill
Historic Arsenic in MW-17
y = 0.0933x + 2.1223
R2 = 0.0787
Concentration (µg/L)
0
1
2
3
4
5
6
7
05M11
06S2
07S1
07S2
08S1
08S2
09S2
10S1
12S1
12S2
13S1
13S2
14S1
14S2
15S1
15S2
16S1
16S2
17S1
17S2
Sampling Event
MW-17
Linear (MW-17)

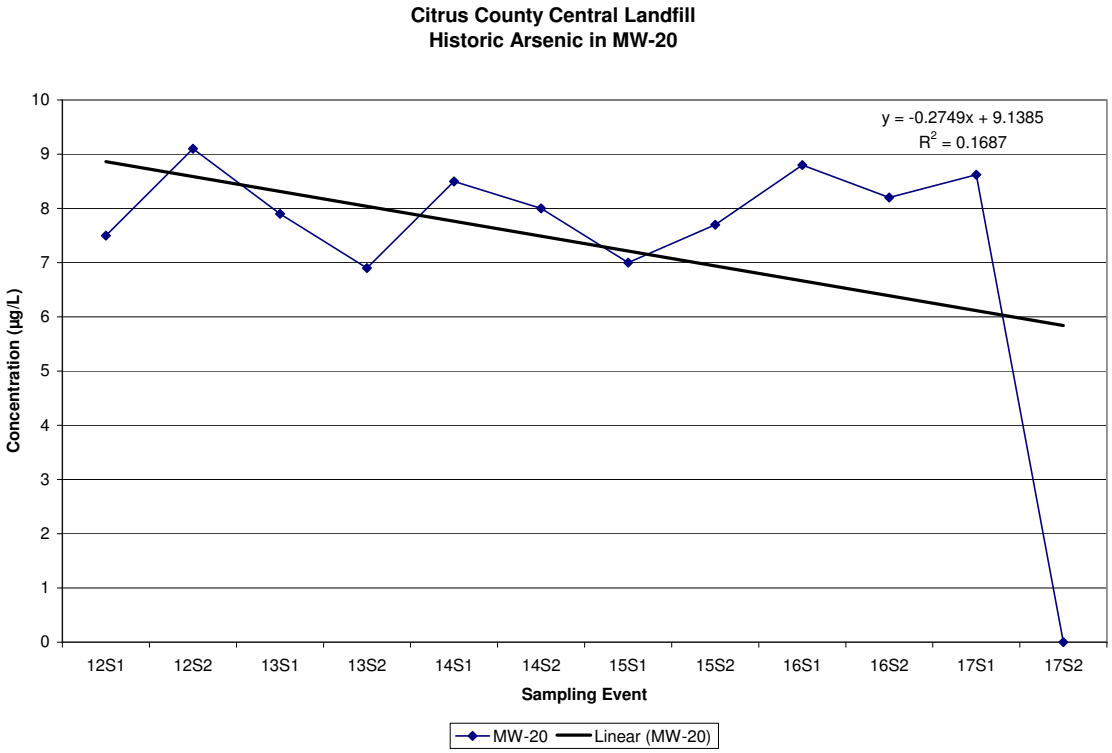
Citrus County Central Landfill
Historic Arsenic in MW-20
y = -0.2749x + 9.1385
R2 = 0.1687
Concentration (µg/L)
10
9
8
7
6
5
4
3
2
1
0
12S1
12S2
13S1
13S2
14S1
14S2
15S1
15S2
16S1
16S2
17S1
17S2
Sampling Event
MW-20
Linear (MW-20)

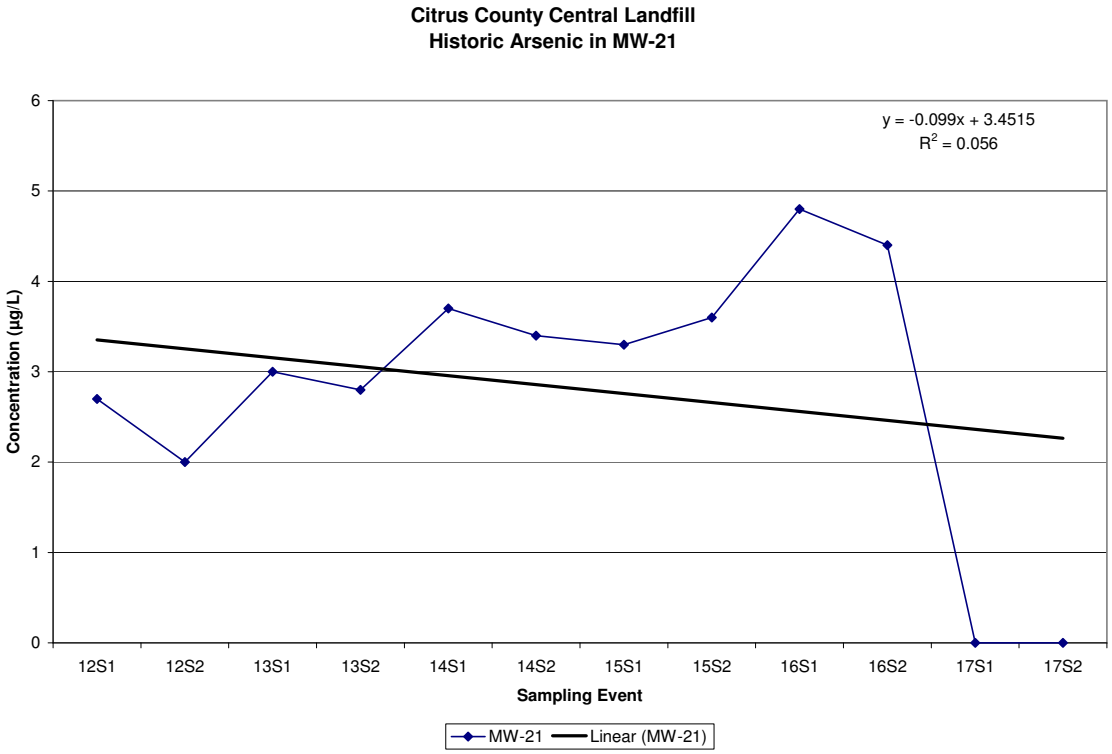
Citrus County Central Landfill
Historic Arsenic in MW-21
y = -0.099x + 3.4515
R2 = 0.056
Concentration (µg/L)
6
5
4
3
2
1
0
12S1
12S2
13S1
13S2
14S1
14S2
15S1
15S2
16S1
16S2
17S1
17S2
Sampling Event
MW-21
Linear (MW-21)

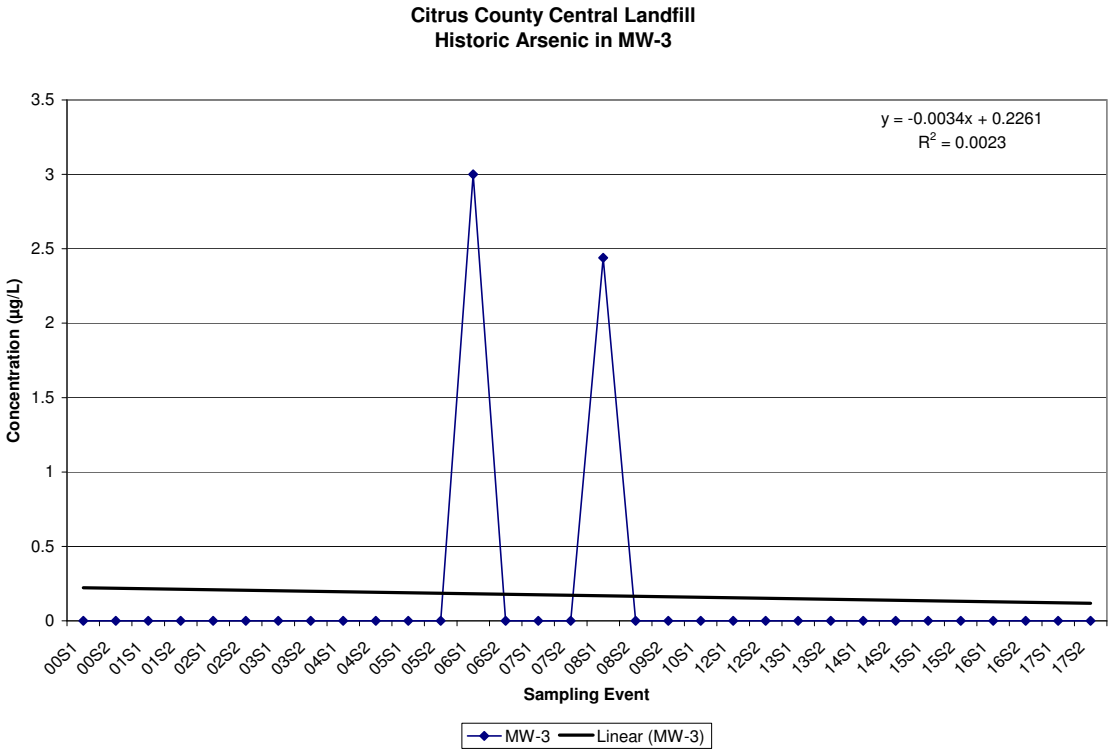
Citrus County Central Landfill
Historic Arsenic in MW-3
y = -0.0034x + 0.2261
R2 = 0.0023
Concentration (µg/L)
3.5
3
2.5
2
1.5
1
0.5
0
00S1 00S2 01S1 01S2 02S1 02S2 03S1 03S2 04S1 04S2 05S1 05S2 06S1 06S2 07S1 07S2 08S1 08S2 09S2 10S1 12S1 12S2 13S1 13S2 14S1 14S2 15S1 15S2 16S1 16S2 17S1 17S2
Sampling Event
MW-3
Linear (MW-3)

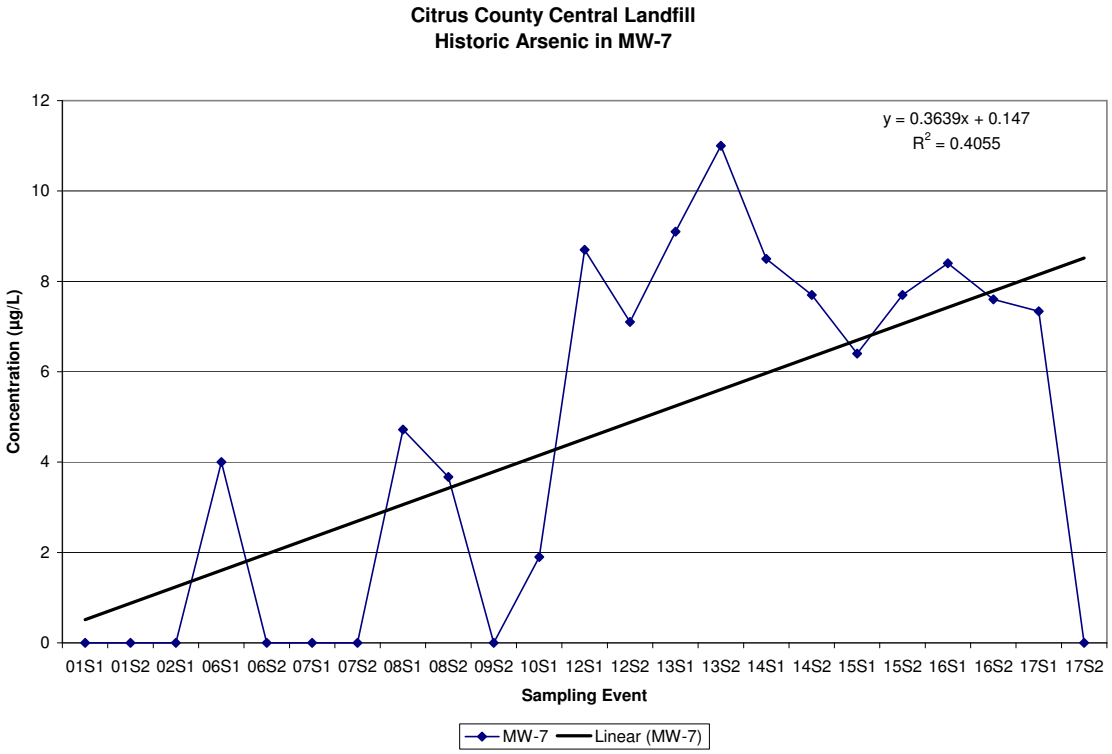
Citrus County Central Landfill
Historic Arsenic in MW-7
y = 0.3639x + 0.147
R2 = 0.4055
Concentration (µg/L)
12
10
8
6
4
2
0
01S1 01S2 02S1 06S1 06S2 07S1 07S2 08S1 08S2 09S2 10S1 12S1 12S2 13S1 13S2 14S1 14S2 15S1 15S2 16S1 16S2 17S1 17S2
Sampling Event
MW-7
Linear (MW-7)

Citrus County Central Landfill

Historical Barium Data

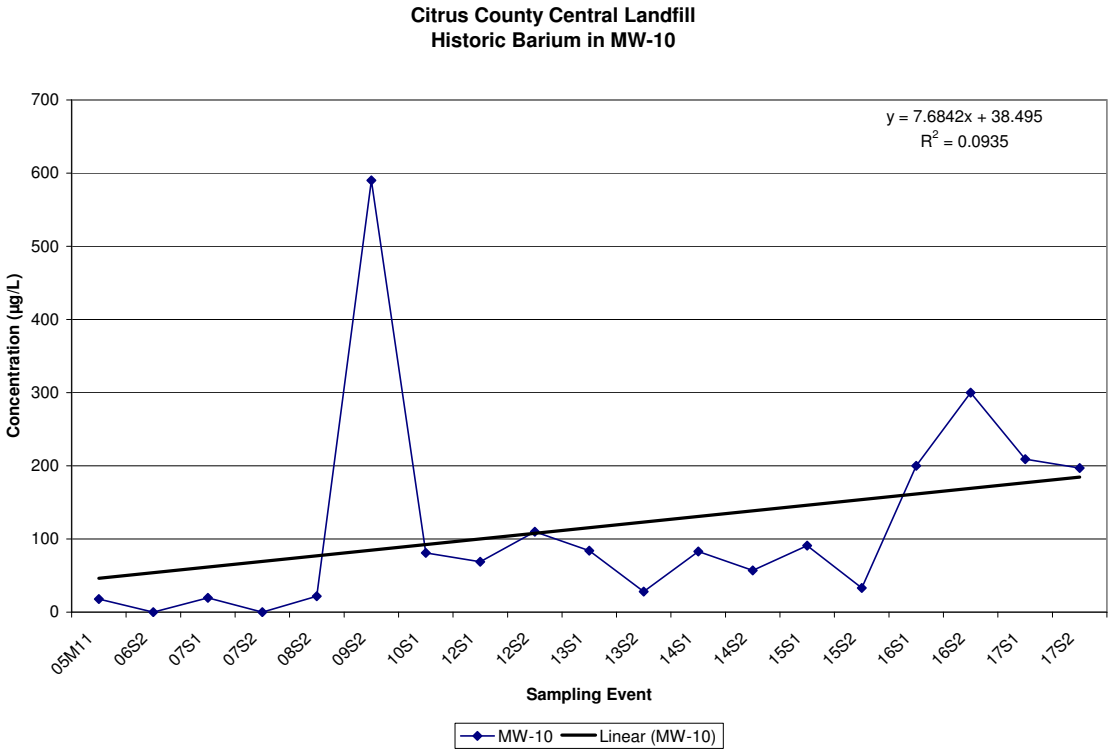
Citrus County Central Landfill
Historic Barium in MW-10
y = 7.6842x + 38.495
R2 = 0.0935
Concentration (µg/L)
700
600
500
400
300
200
100
0
05M11
06S2
07S1
07S2
08S2
09S2
10S1
12S1
12S2
13S1
13S2
14S1
14S2
15S1
15S2
16S1
16S2
17S1
17S2
Sampling Event
MW-10
Linear (MW-10)

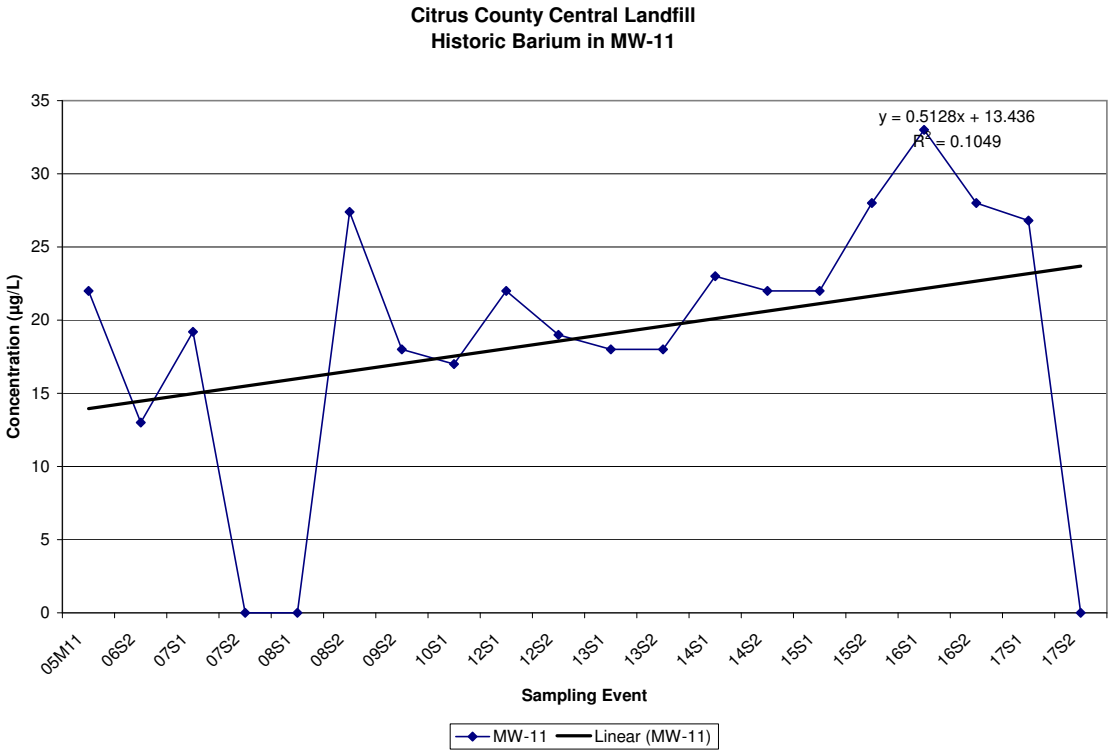
Citrus County Central Landfill
Historic Barium in MW-11
y = 0.5128x + 13.436
R2 = 0.1049
Concentration (µg/L)
35
30
25
20
15
10
5
0
05M11
06S2
07S1
07S2
08S1
08S2
09S2
10S1
12S1
12S2
13S1
13S2
14S1
14S2
15S1
15S2
16S1
16S2
17S1
17S2
Sampling Event
MW-11
Linear (MW-11)

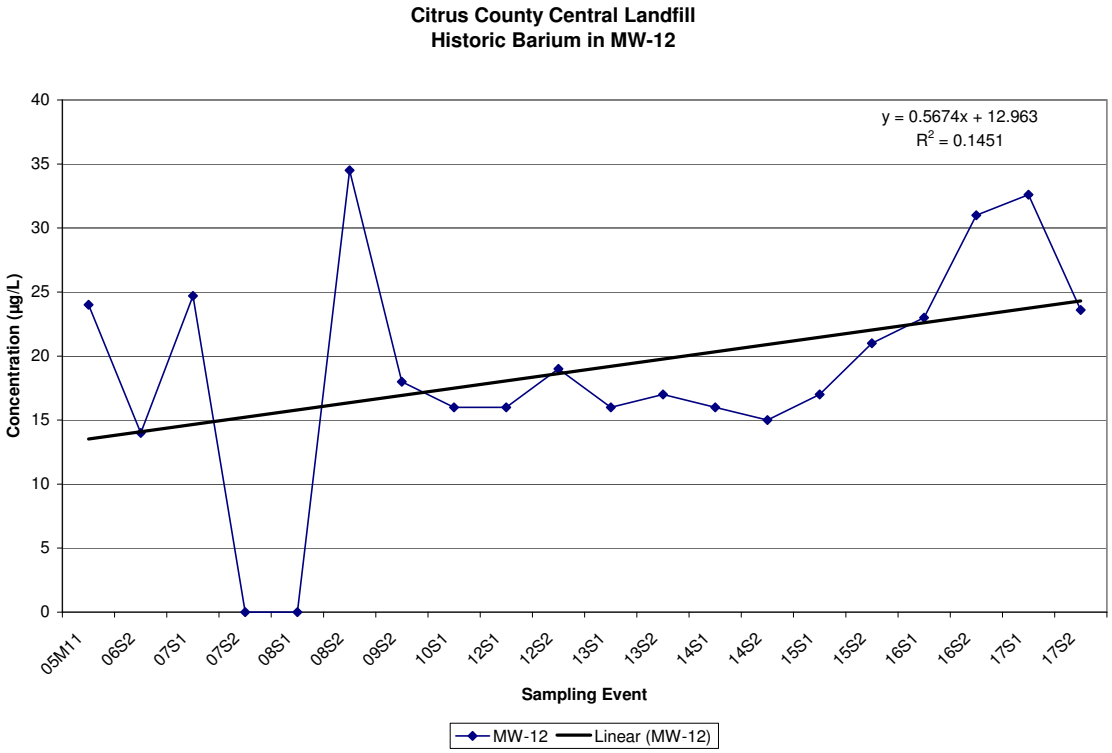
Citrus County Central Landfill
Historic Barium in MW-12
y = 0.5674x + 12.963
R2 = 0.1451
Concentration (µg/L)
40
35
30
25
20
15
10
5
0
05M11
06S2
07S1
07S2
08S1
08S2
09S2
10S1
12S1
12S2
13S1
13S2
14S1
14S2
15S1
15S2
16S1
16S2
17S1
17S2
Sampling Event
MW-12
Linear (MW-12)

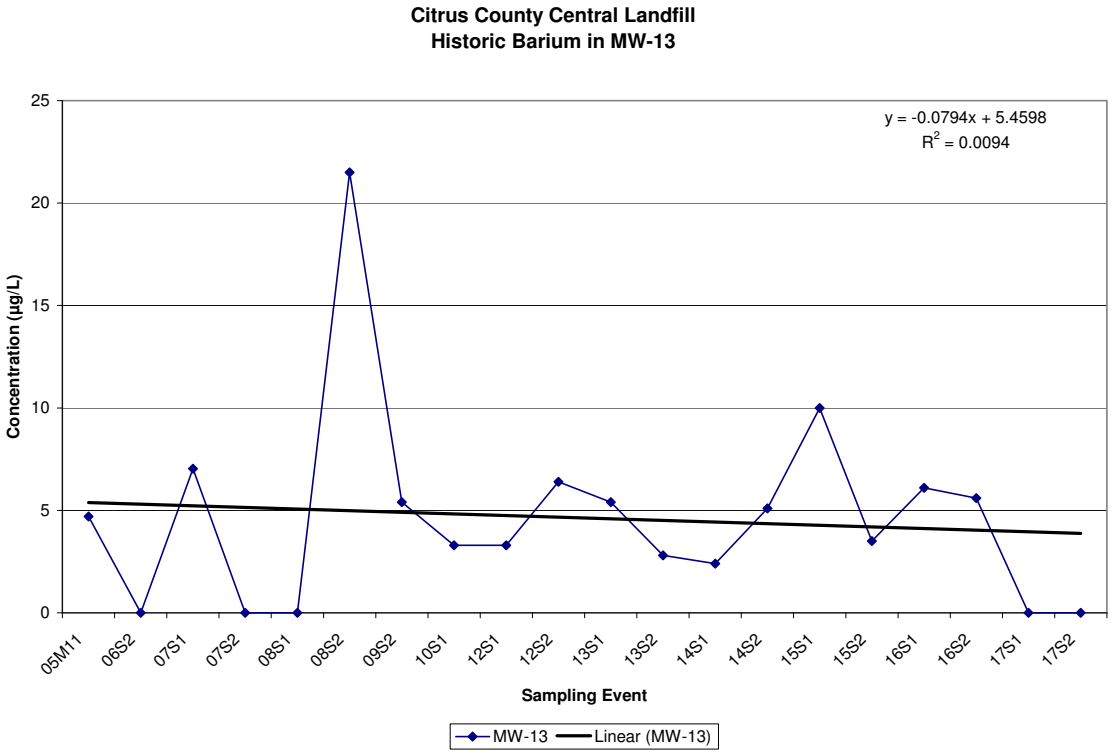
Citrus County Central Landfill
Historic Barium in MW-13
y = -0.0794x + 5.4598
R2 = 0.0094
Concentration (µg/L)
25
20
15
10
5
0
05M11
06S2
07S1
07S2
08S1
08S2
09S2
10S1
12S1
12S2
13S1
13S2
14S1
14S2
15S1
15S2
16S1
16S2
17S1
17S2
Sampling Event
MW-13
Linear (MW-13)

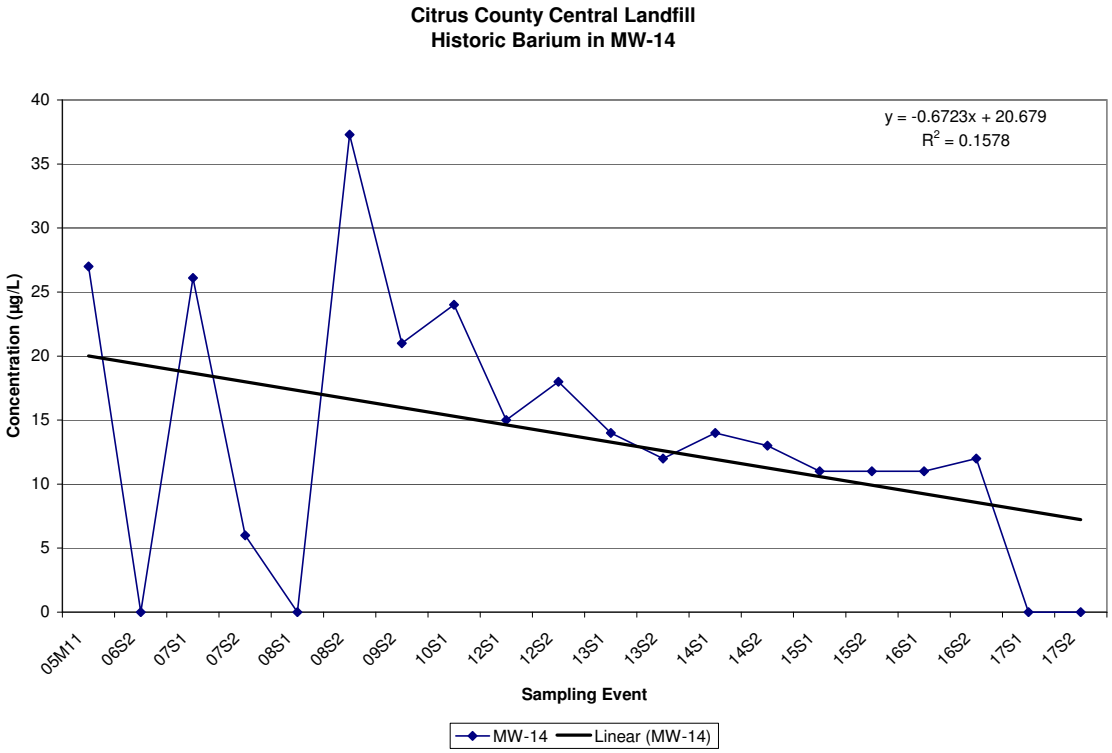
Citrus County Central Landfill
Historic Barium in MW-14
y = -0.6723x + 20.679
R2 = 0.1578
Concentration (µg/L)
40
35
30
25
20
15
10
5
0
05M11
06S2
07S1
07S2
08S1
08S2
09S2
10S1
12S1
12S2
13S1
13S2
14S1
14S2
15S1
15S2
16S1
16S2
17S1
17S2
Sampling Event
MW-14
Linear (MW-14)

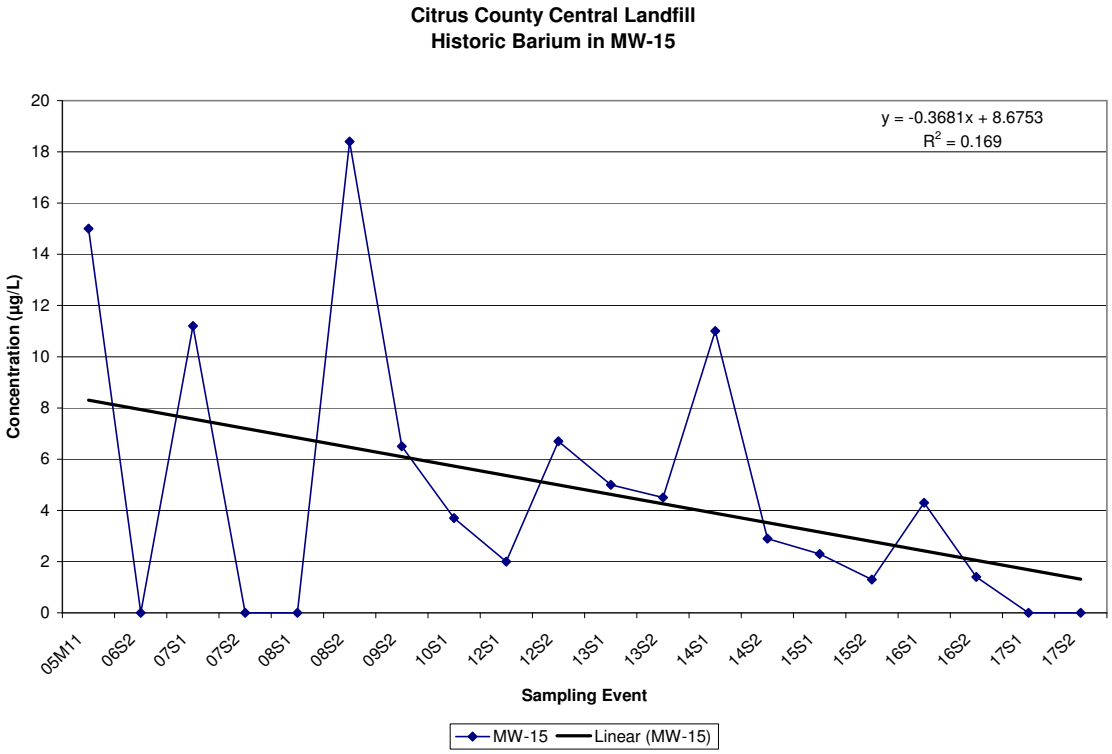
Citrus County Central Landfill
Historic Barium in MW-15
y = -0.3681x + 8.6753
R2 = 0.169
Concentration (µg/L)
20
18
16
14
12
10
8
6
4
2
0
05M11
06S2
07S1
07S2
08S1
08S2
09S2
10S1
12S1
12S2
13S1
13S2
14S1
14S2
15S1
15S2
16S1
16S2
17S1
17S2
Sampling Event
MW-15
Linear (MW-15)

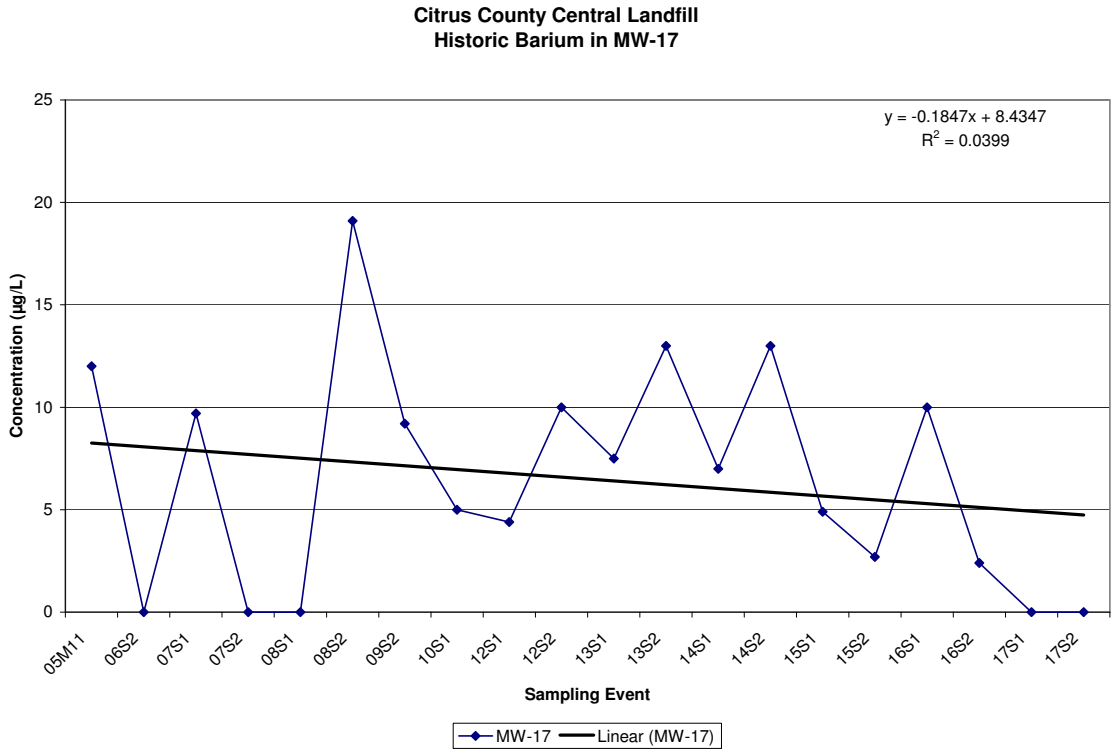
Citrus County Central Landfill
Historic Barium in MW-17
y = -0.1847x + 8.4347
R2 = 0.0399
Concentration (µg/L)
25
20
15
10
5
0
05M11
06S2
07S1
07S2
08S1
08S2
09S2
10S1
12S1
12S2
13S1
13S2
14S1
14S2
15S1
15S2
16S1
16S2
17S1
17S2
Sampling Event
MW-17
Linear (MW-17)

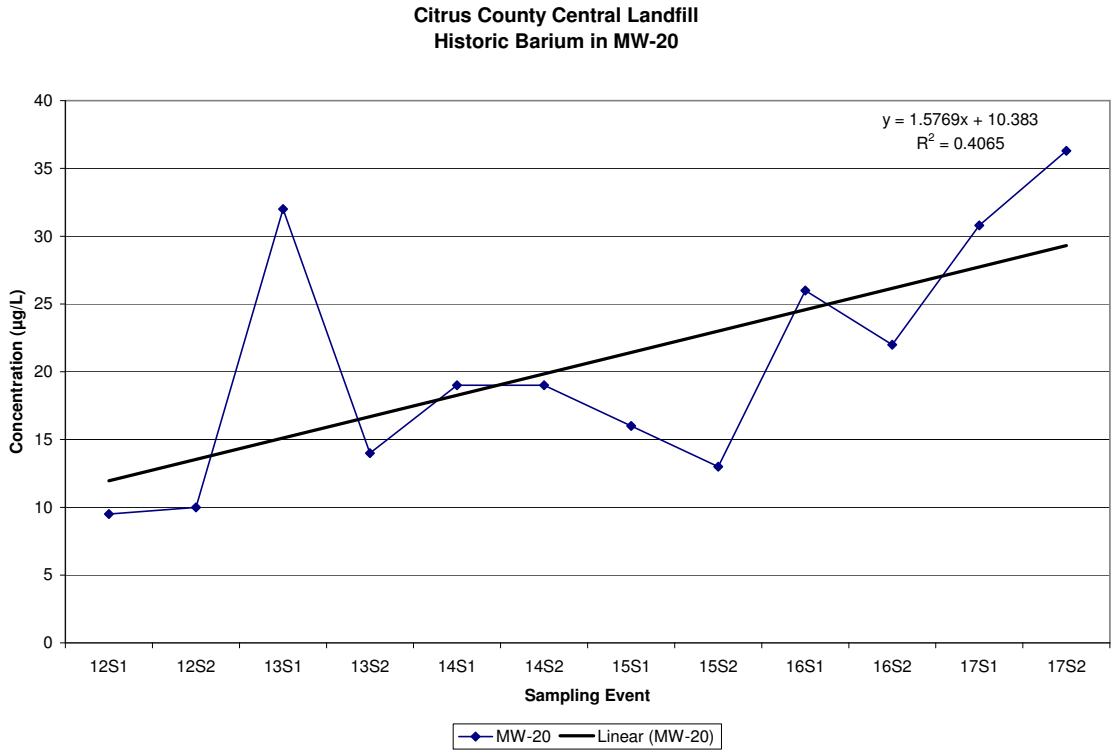
Citrus County Central Landfill
Historic Barium in MW-20
y = 1.5769x + 10.383
R2 = 0.4065
Concentration (µg/L)
40
35
30
25
20
15
10
5
0
12S1
12S2
13S1
13S2
14S1
14S2
15S1
15S2
16S1
16S2
17S1
17S2
Sampling Event
MW-20
Linear (MW-20)

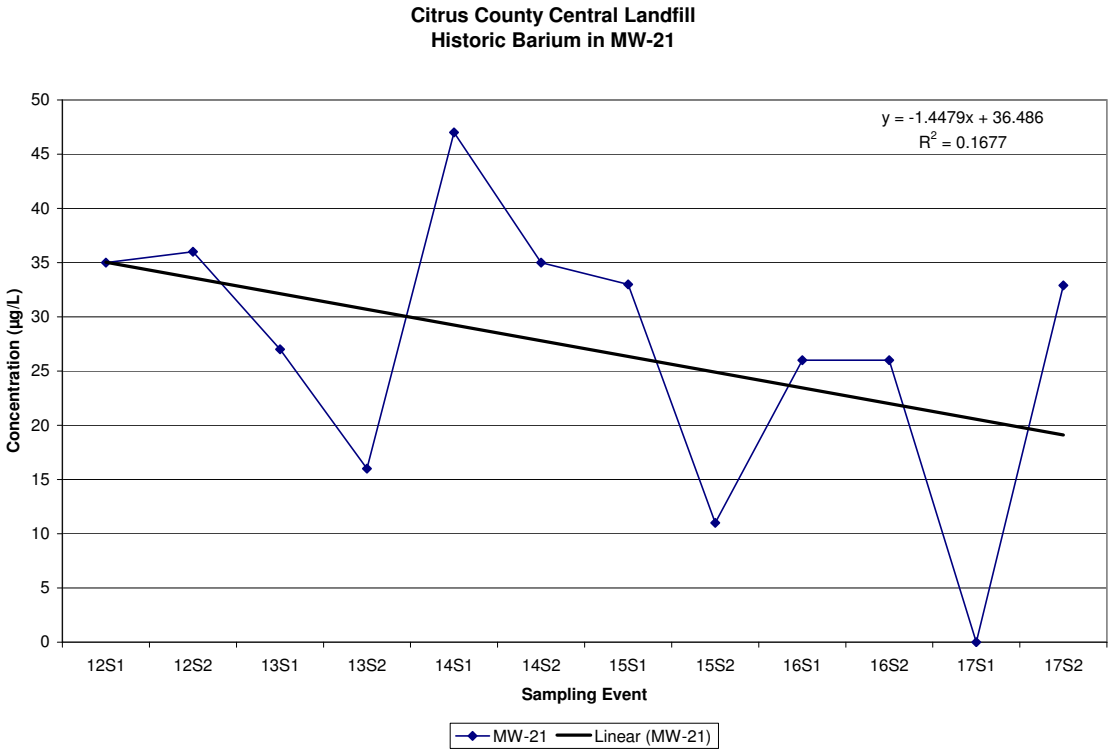
Citrus County Central Landfill
Historic Barium in MW-21
y = -1.4479x + 36.486
R2 = 0.1677
Concentration (µg/L)
50
45
40
35
30
25
20
15
10
5
0
12S1
12S2
13S1
13S2
14S1
14S2
15S1
15S2
16S1
16S2
17S1
17S2
Sampling Event
MW-21
Linear (MW-21)

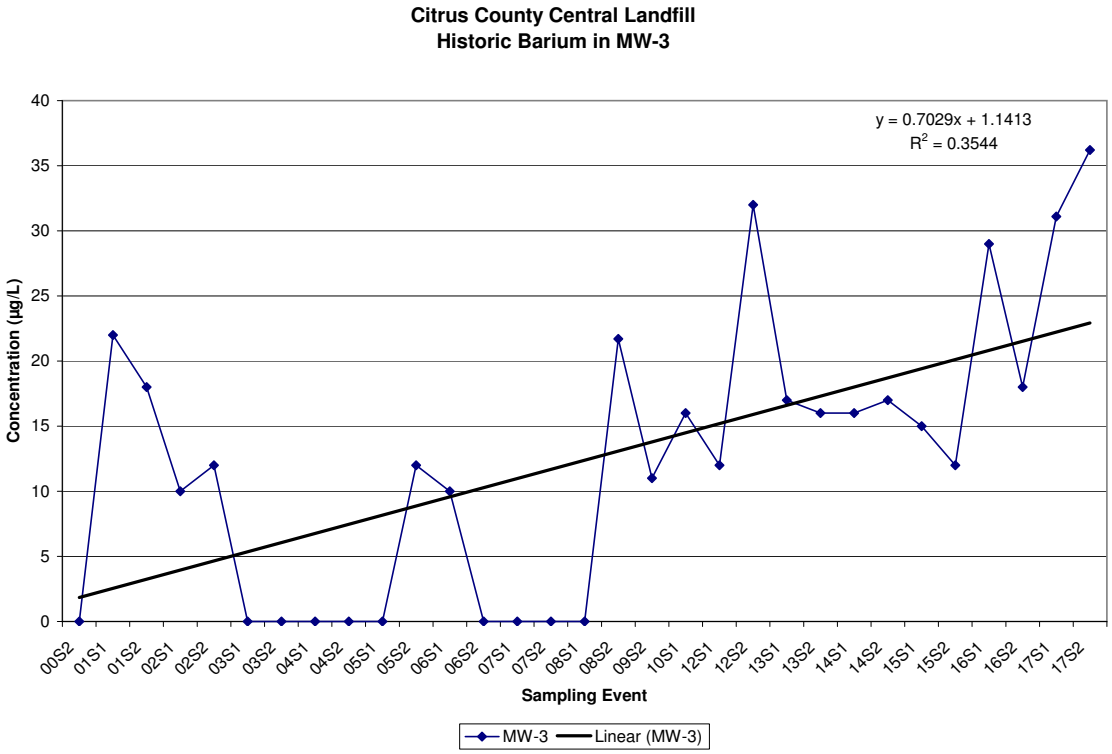
Citrus County Central Landfill
Historic Barium in MW-3
y = 0.7029x + 1.1413
R2 = 0.3544
Concentration (µg/L)
40
35
30
25
20
15
10
5
0
00S2
01S1
01S2
02S1
02S2
03S1
03S2
04S1
04S2
05S1
05S2
06S1
06S2
07S1
07S2
08S1
08S2
09S2
10S1
12S1
12S2
13S1
13S2
14S1
14S2
15S1
15S2
16S1
16S2
17S1
17S2
Sampling Event
MW-3
Linear (MW-3)

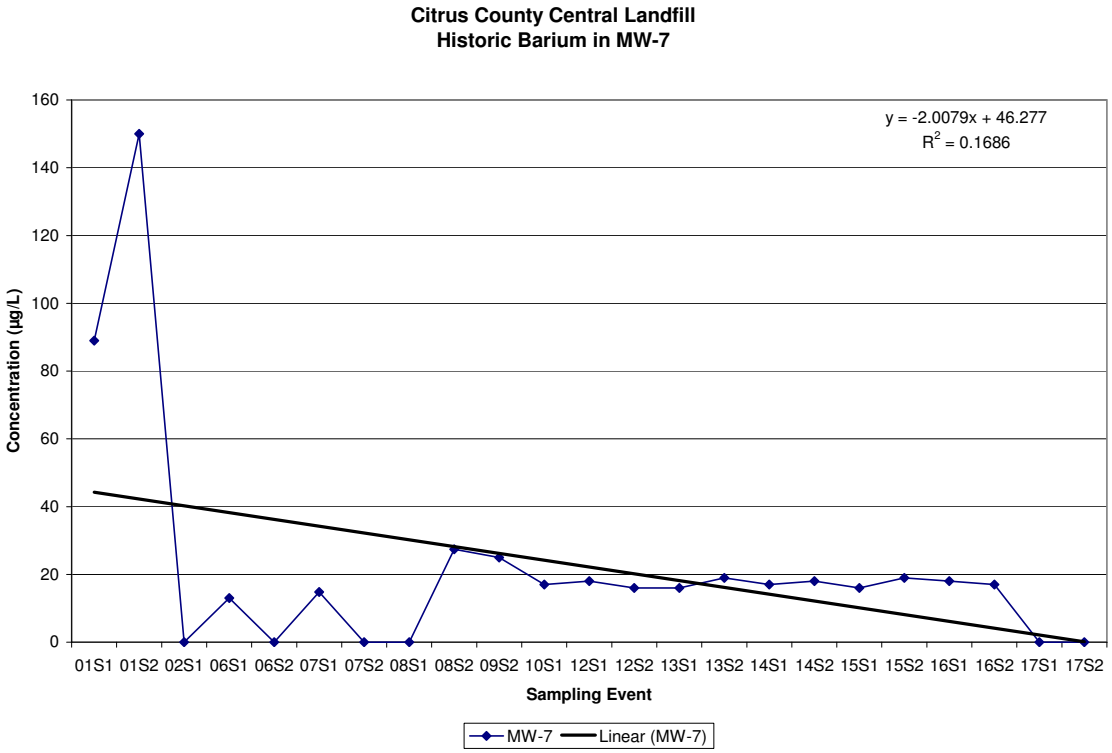
Citrus County Central Landfill
Historic Barium in MW-7
y = -2.0079x + 46.277
R2 = 0.1686
Concentration (µg/L)
160
140
120
100
80
60
40
20
0
01S1 01S2 02S1 06S1 06S2 07S1 07S2 08S1 08S2 09S2 10S1 12S1 12S2 13S1 13S2 14S1 14S2 15S1 15S2 16S1 16S2 17S1 17S2
Sampling Event
MW-7
Linear (MW-7)

Citrus County Central Landfill

Historical Copper Data

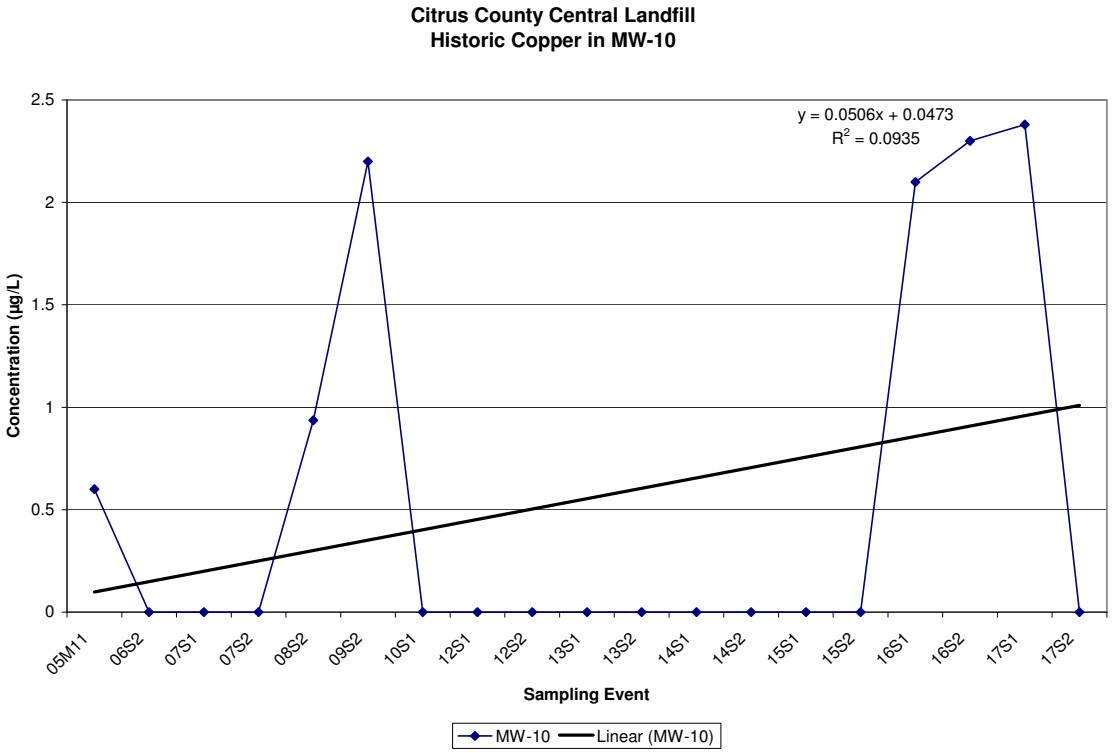
Citrus County Central Landfill
Historic Copper in MW-10
y = 0.0506x + 0.0473
R2 = 0.0935
Concentration (µg/L)
2.5
2
1.5
1
0.5
0
05M11
06S2
07S1
07S2
08S2
09S2
10S1
12S1
12S2
13S1
13S2
14S1
14S2
15S1
15S2
16S1
16S2
17S1
17S2
Sampling Event
MW-10
Linear (MW-10)

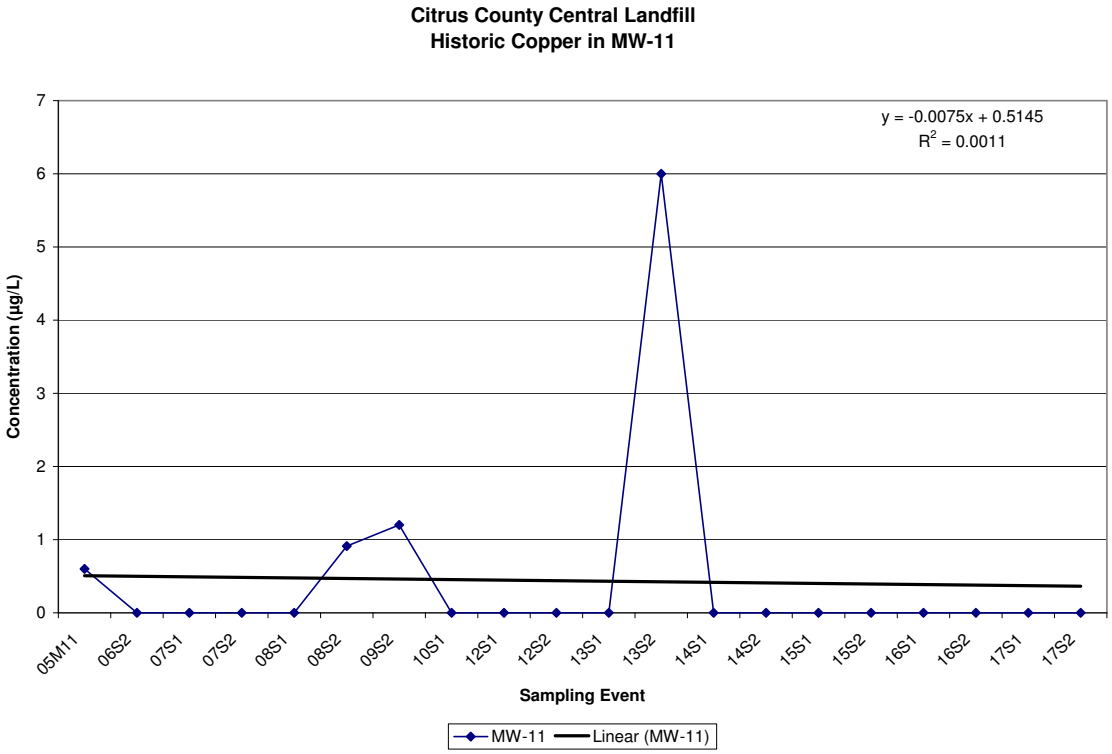
Citrus County Central Landfill
Historic Copper in MW-11
y = -0.0075x + 0.5145
R2 = 0.0011
Concentration (µg/L)
7
6
5
4
3
2
1
0
05M11
06S2
07S1
07S2
08S1
08S2
09S2
10S1
12S1
12S2
13S1
13S2
14S1
14S2
15S1
15S2
16S1
16S2
17S1
17S2
Sampling Event
MW-11
Linear (MW-11)

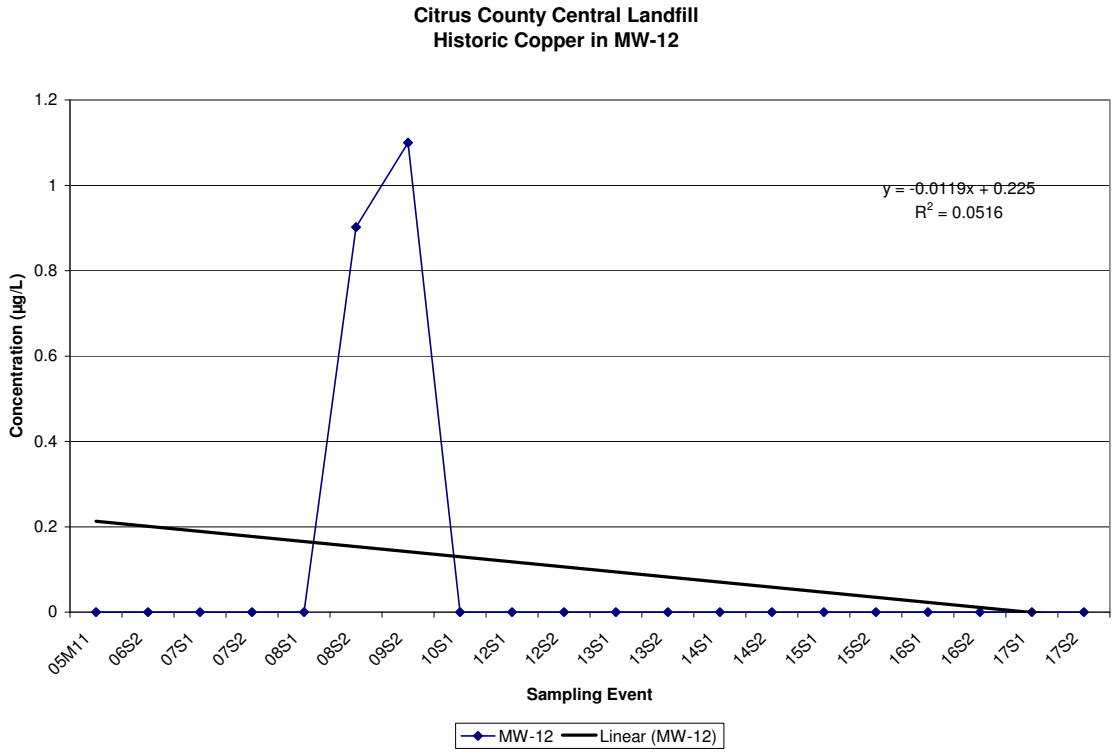
Citrus County Central Landfill
Historic Copper in MW-12
y = -0.0119x + 0.225
R2 = 0.0516
Concentration (µg/L)
1.2
1
0.8
0.6
0.4
0.2
0
05M11
06S2
07S1
07S2
08S1
08S2
09S2
10S1
12S1
12S2
13S1
13S2
14S1
14S2
15S1
15S2
16S1
16S2
17S1
17S2
Sampling Event
MW-12
Linear (MW-12)

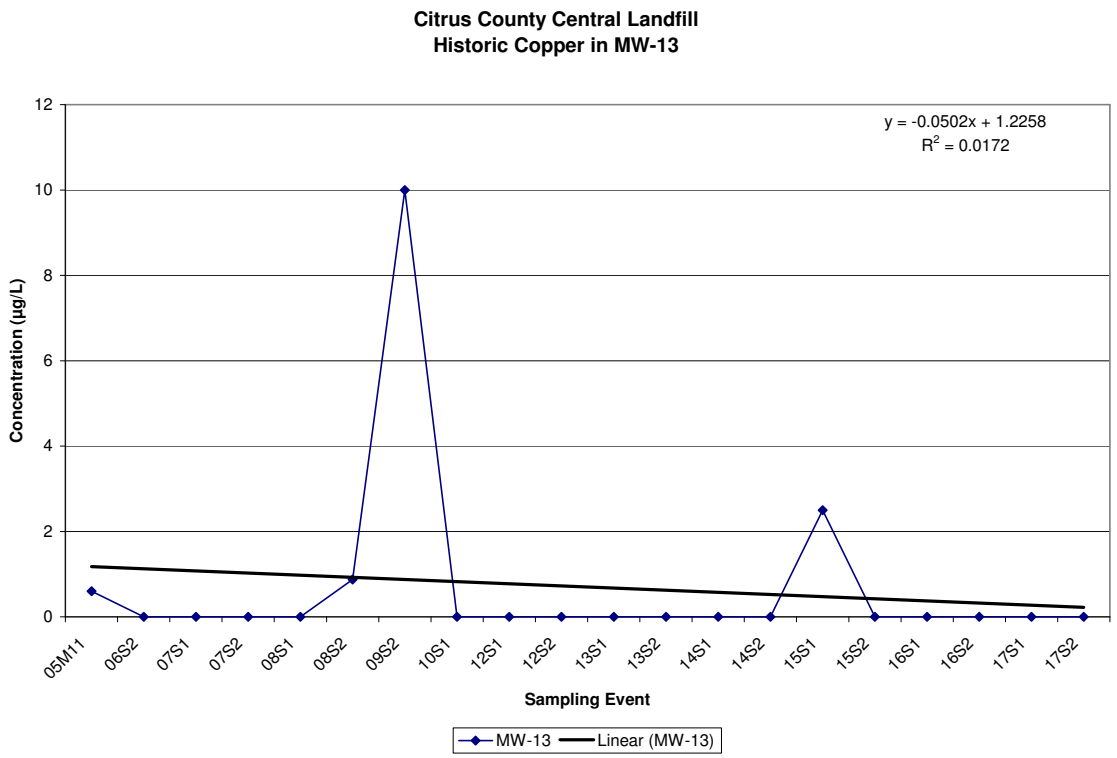
Citrus County Central Landfill
Historic Copper in MW-13
y = -0.0502x + 1.2258
R2 = 0.0172
Concentration (µg/L)
12
10
8
6
4
2
0
05M11
06S2
07S1
07S2
08S1
08S2
09S2
10S1
12S1
12S2
13S1
13S2
14S1
14S2
15S1
15S2
16S1
16S2
17S1
17S2
Sampling Event
MW-13
Linear (MW-13)

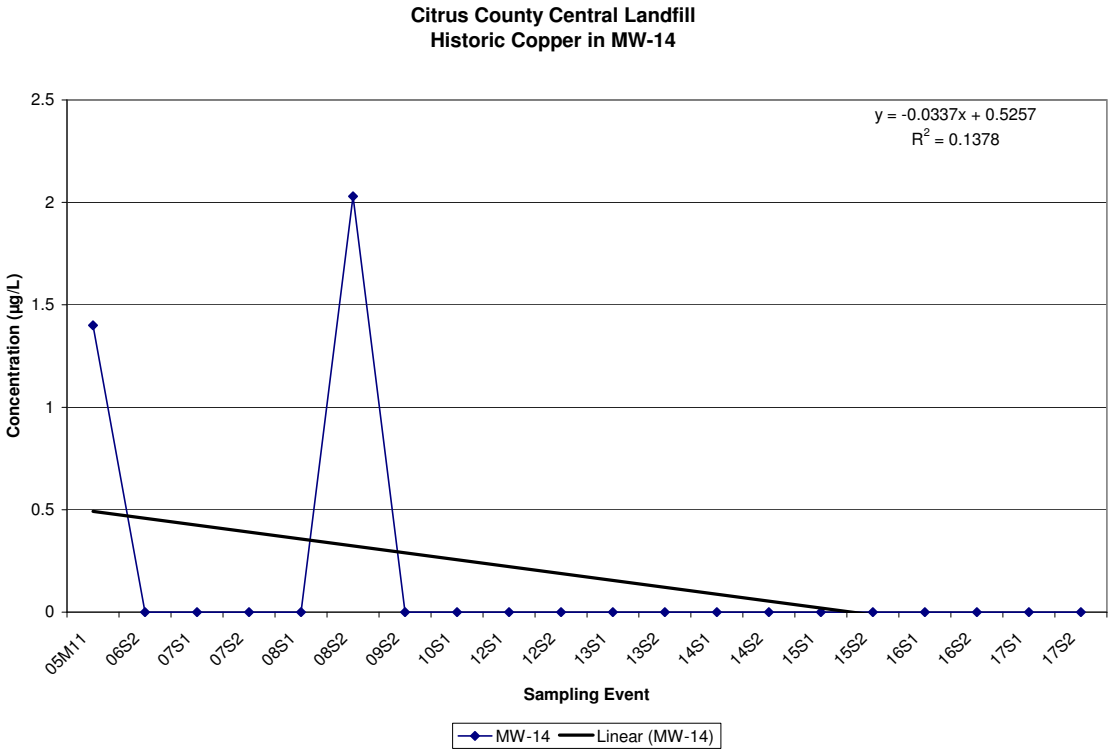
Citrus County Central Landfill
Historic Copper in MW-14
y = -0.0337x + 0.5257
R2 = 0.1378
Concentration (µg/L)
2.5
2
1.5
1
0.5
0
05M11
06S2
07S1
07S2
08S1
08S2
09S2
10S1
12S1
12S2
13S1
13S2
14S1
14S2
15S1
15S2
16S1
16S2
17S1
17S2
Sampling Event
MW-14
Linear (MW-14)

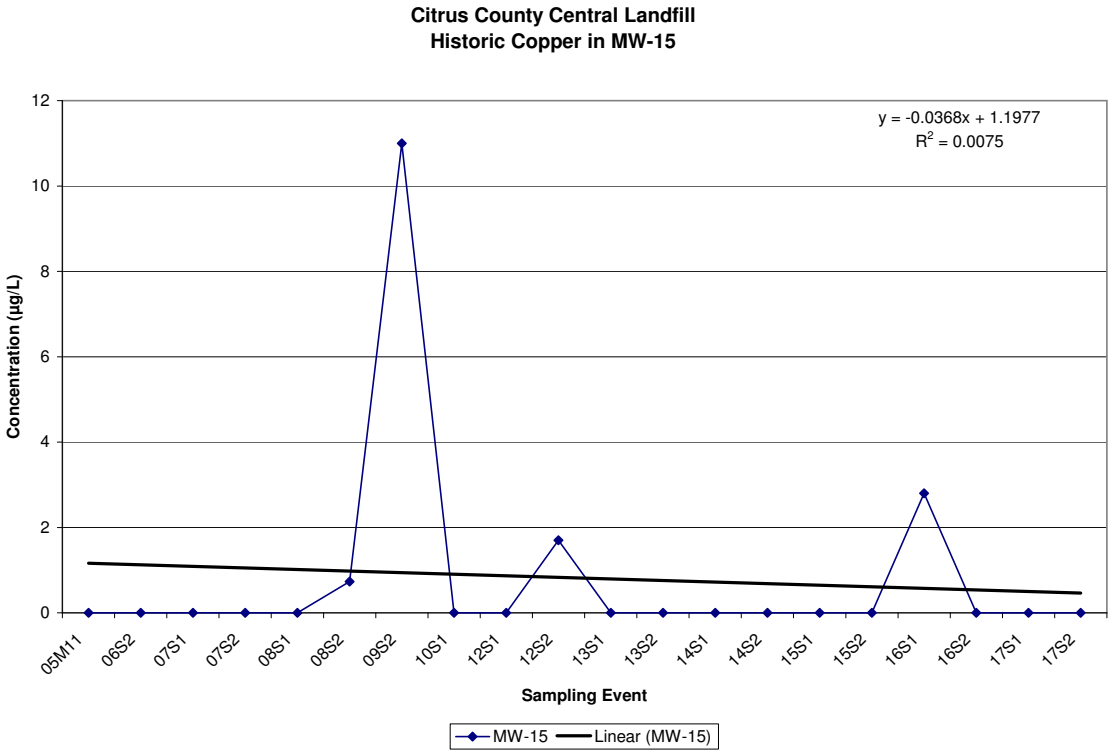
Citrus County Central Landfill
Historic Copper in MW-15
y = -0.0368x + 1.1977
R2 = 0.0075
Concentration (µg/L)
12
10
8
6
4
2
0
05M11
06S2
07S1
07S2
08S1
08S2
09S2
10S1
12S1
12S2
13S1
13S2
14S1
14S2
15S1
15S2
16S1
16S2
17S1
17S2
Sampling Event
MW-15
Linear (MW-15)

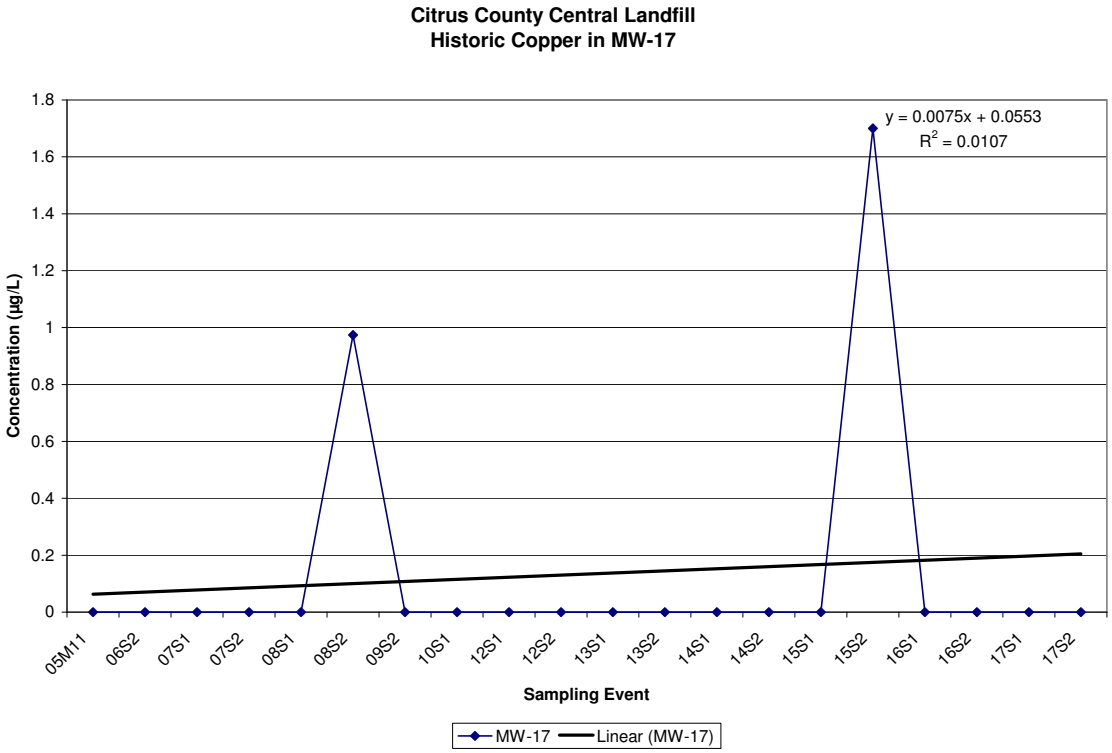
Citrus County Central Landfill
Historic Copper in MW-17
y = 0.0075x + 0.0553
R2 = 0.0107
Concentration (µg/L)
1.8
1.6
1.4
1.2
1
0.8
0.6
0.4
0.2
0
05M11
06S2
07S1
07S2
08S1
08S2
09S2
10S1
12S1
12S2
13S1
13S2
14S1
14S2
15S1
15S2
16S1
16S2
17S1
17S2
Sampling Event
MW-17
Linear (MW-17)

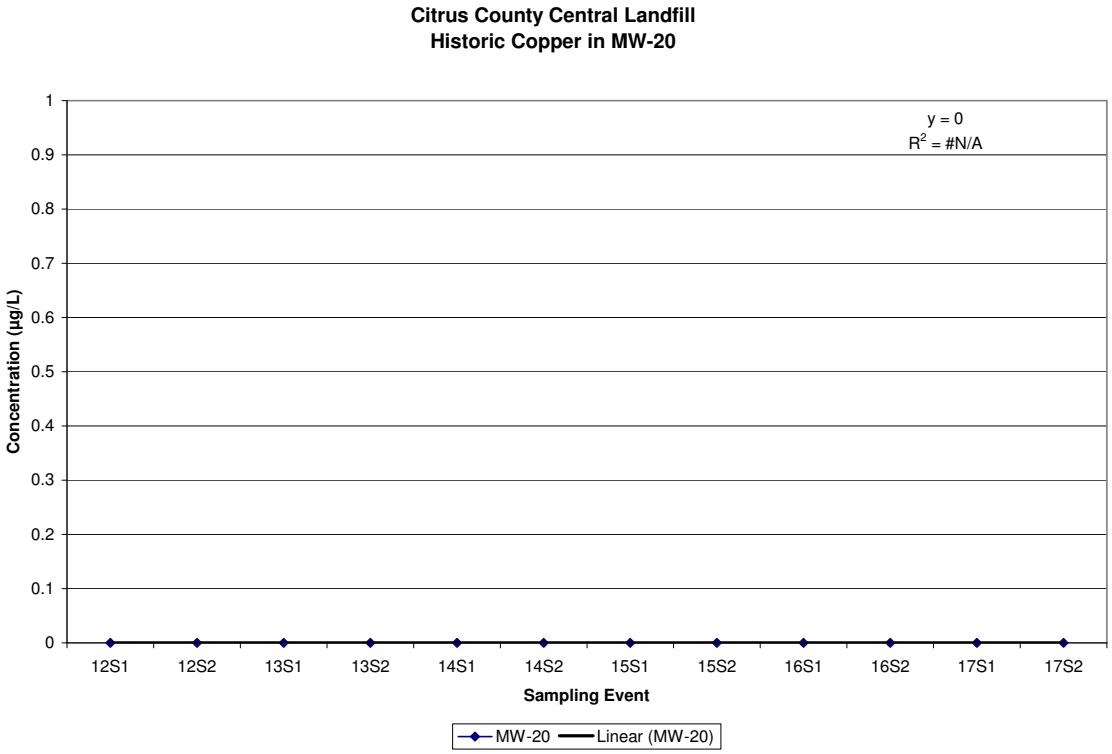
Citrus County Central Landfill
Historic Copper in MW-20
y = 0
R2 = #N/A
Concentration (µg/L)
1
0.9
0.8
0.7
0.6
0.5
0.4
0.3
0.2
0.1
0
12S1
12S2
13S1
13S2
14S1
14S2
15S1
15S2
16S1
16S2
17S1
17S2
Sampling Event
MW-20
Linear (MW-20)

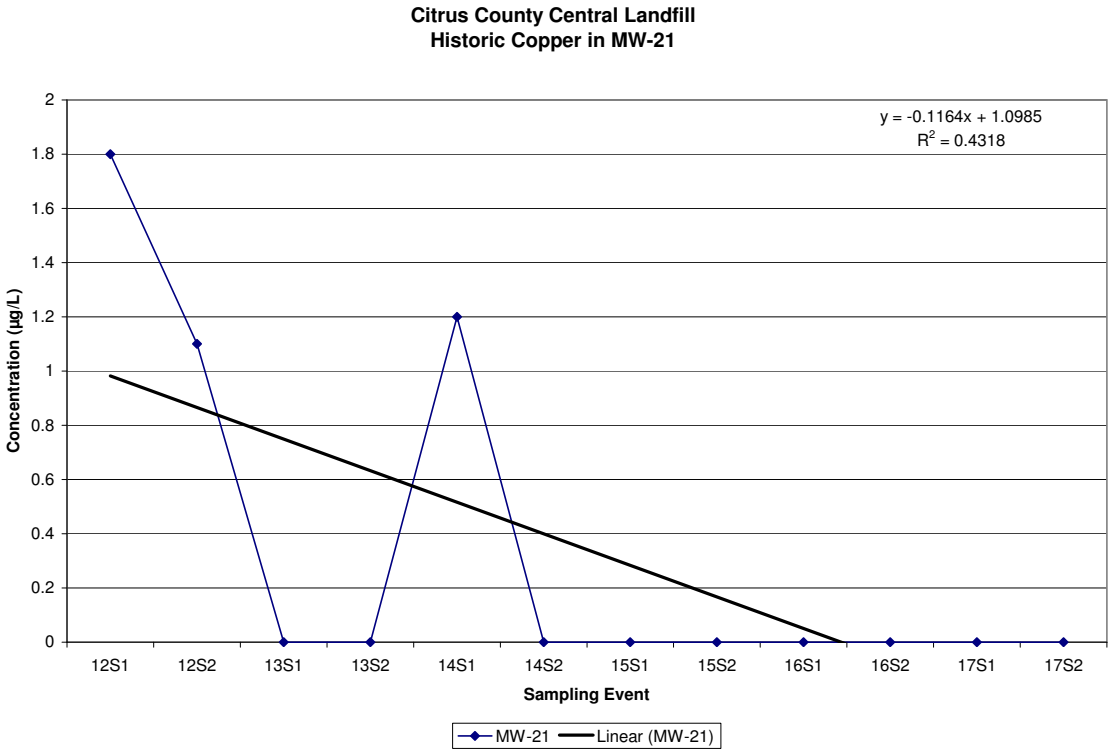
Citrus County Central Landfill
Historic Copper in MW-21
y = -0.1164x + 1.0985
R2 = 0.4318
Concentration (µg/L)
2
1.8
1.6
1.4
1.2
1
0.8
0.6
0.4
0.2
0
12S1
12S2
13S1
13S2
14S1
14S2
15S1
15S2
16S1
16S2
17S1
17S2
Sampling Event
MW-21
Linear (MW-21)

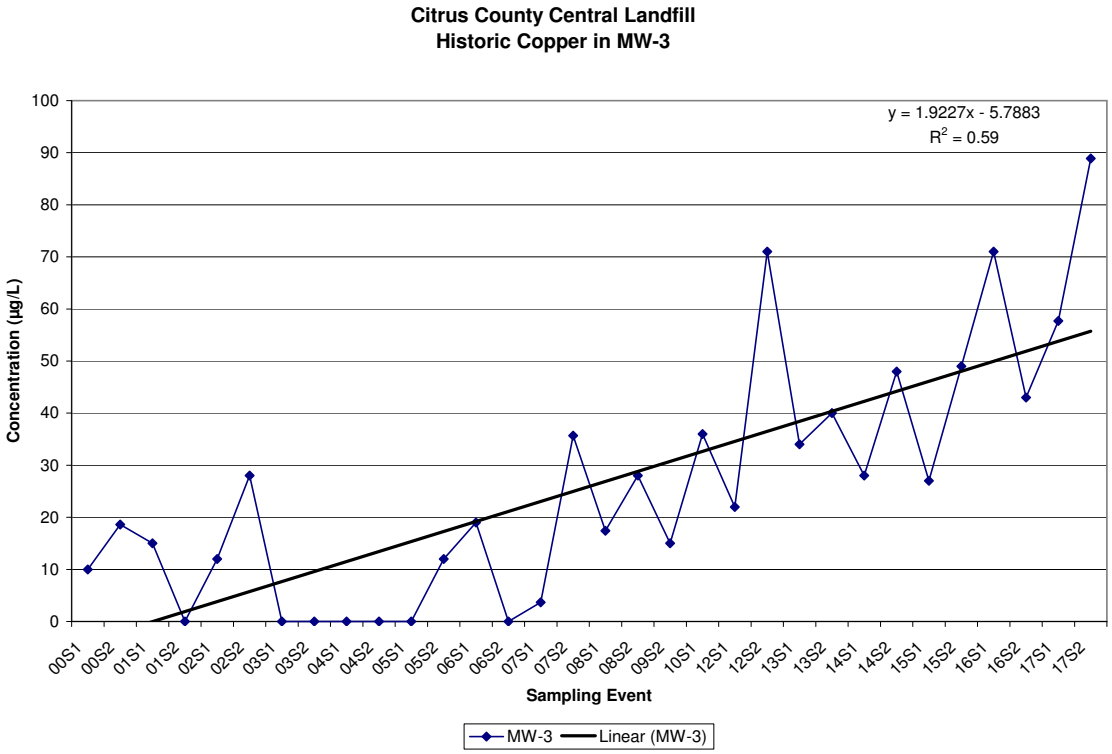
Citrus County Central Landfill
Historic Copper in MW-3
y = 1.9227x - 5.7883
R2 = 0.59
Concentration (µg/L)
100
90
80
70
60
50
40
30
20
10
0
00S1
00S2
01S1
01S2
02S1
02S2
03S1
03S2
04S1
04S2
05S1
05S2
06S1
06S2
07S1
07S2
08S1
08S2
09S2
10S1
12S1
12S2
13S1
13S2
14S1
14S2
15S1
15S2
16S1
16S2
17S1
17S2
Sampling Event
MW-3
Linear (MW-3)

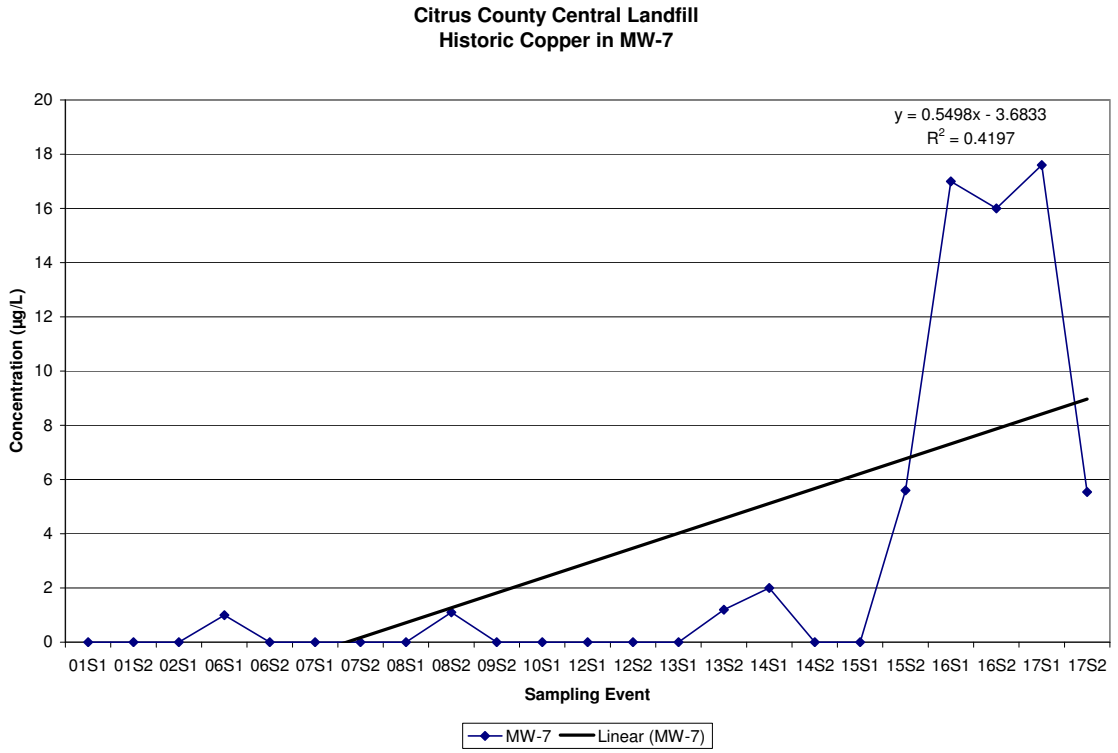
Citrus County Central Landfill
Historic Copper in MW-7
y = 0.5498x - 3.6833
R2 = 0.4197
Concentration (µg/L)
20
18
16
14
12
10
8
6
4
2
0
01S1 01S2 02S1 06S1 06S2 07S1 07S2 08S1 08S2 09S2 10S1 12S1 12S2 13S1 13S2 14S1 14S2 15S1 15S2 16S1 16S2 17S1 17S2
Sampling Event
MW-7
Linear (MW-7)

Citrus County Central Landfill

Historical Iron Data

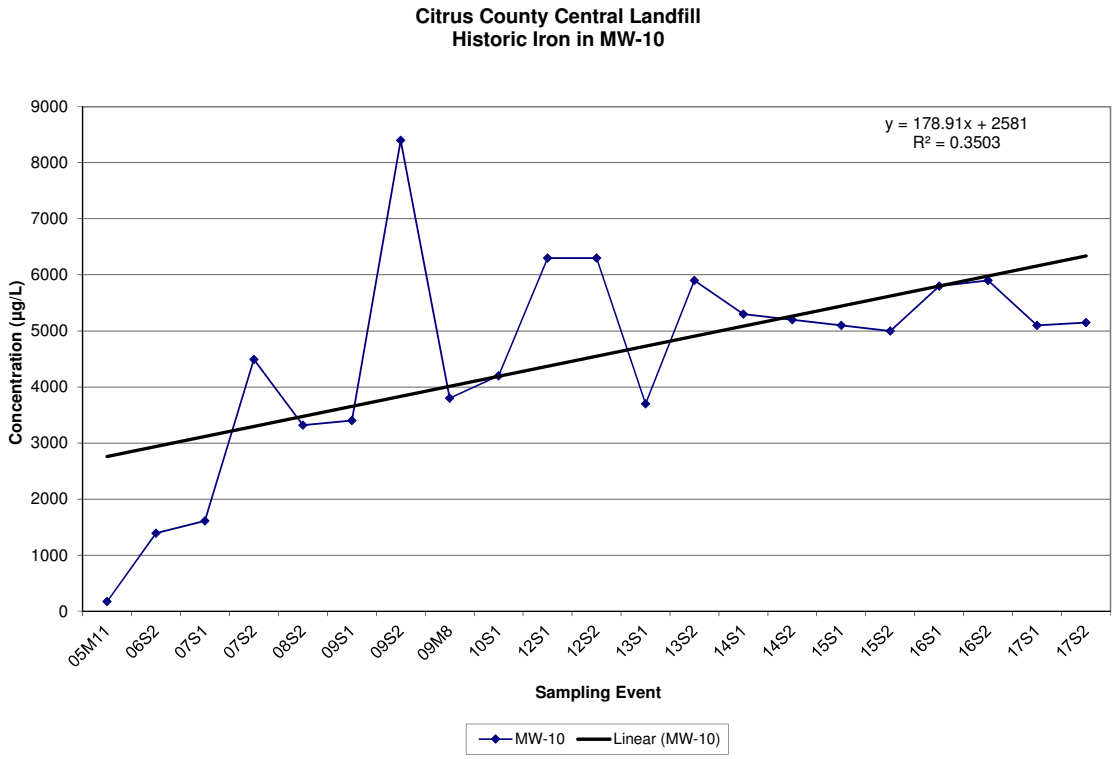
Citrus County Central Landfill
Historic Iron in MW-10
y = 178.91x + 2581
R² = 0.3503
Concentration (µg/L)
9000
8000
7000
6000
5000
4000
3000
2000
1000
0
05M11
06S2
07S1
07S2
08S2
09S1
09S2
09M8
10S1
12S1
12S2
13S1
13S2
14S1
14S2
15S1
15S2
16S1
16S2
17S1
17S2
Sampling Event
MW-10
Linear (MW-10)

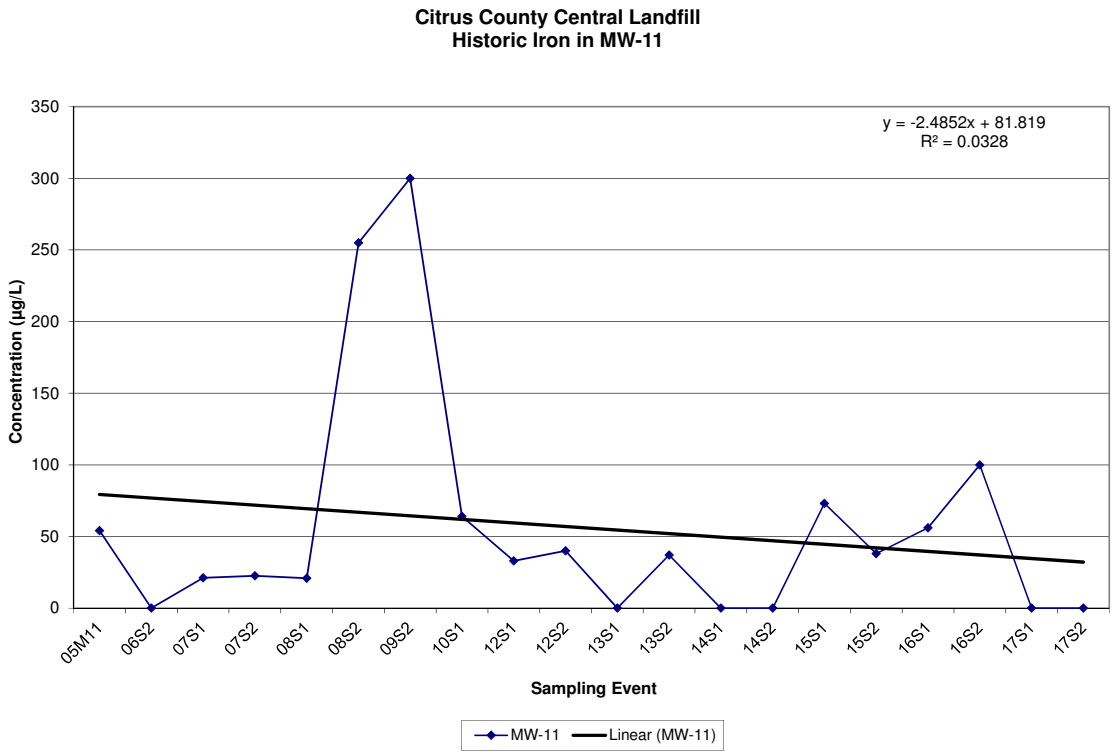
Citrus County Central Landfill
Historic Iron in MW-11
y = -2.4852x + 81.819
R² = 0.0328
Concentration (µg/L)
350
300
250
200
150
100
50
0
05M11
06S2
07S1
07S2
08S1
08S2
09S2
10S1
12S1
12S2
13S1
13S2
14S1
14S2
15S1
15S2
16S1
16S2
17S1
17S2
Sampling Event
MW-11
Linear (MW-11)

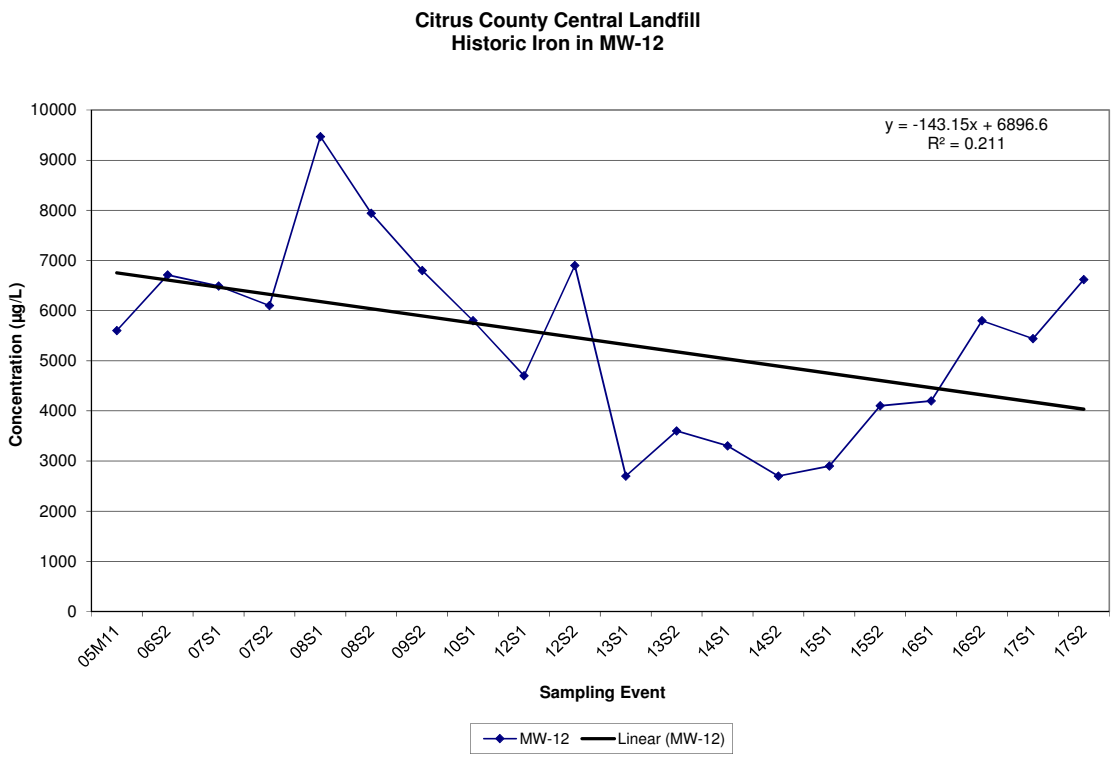
Citrus County Central Landfill
Historic Iron in MW-12
y = -143.15x + 6896.6
R² = 0.211
Concentration (µg/L)
10000
9000
8000
7000
6000
5000
4000
3000
2000
1000
0
05M11
06S2
07S1
07S2
08S1
08S2
09S2
10S1
12S1
12S2
13S1
13S2
14S1
14S2
15S1
15S2
16S1
16S2
17S1
17S2
Sampling Event
MW-12
Linear (MW-12)

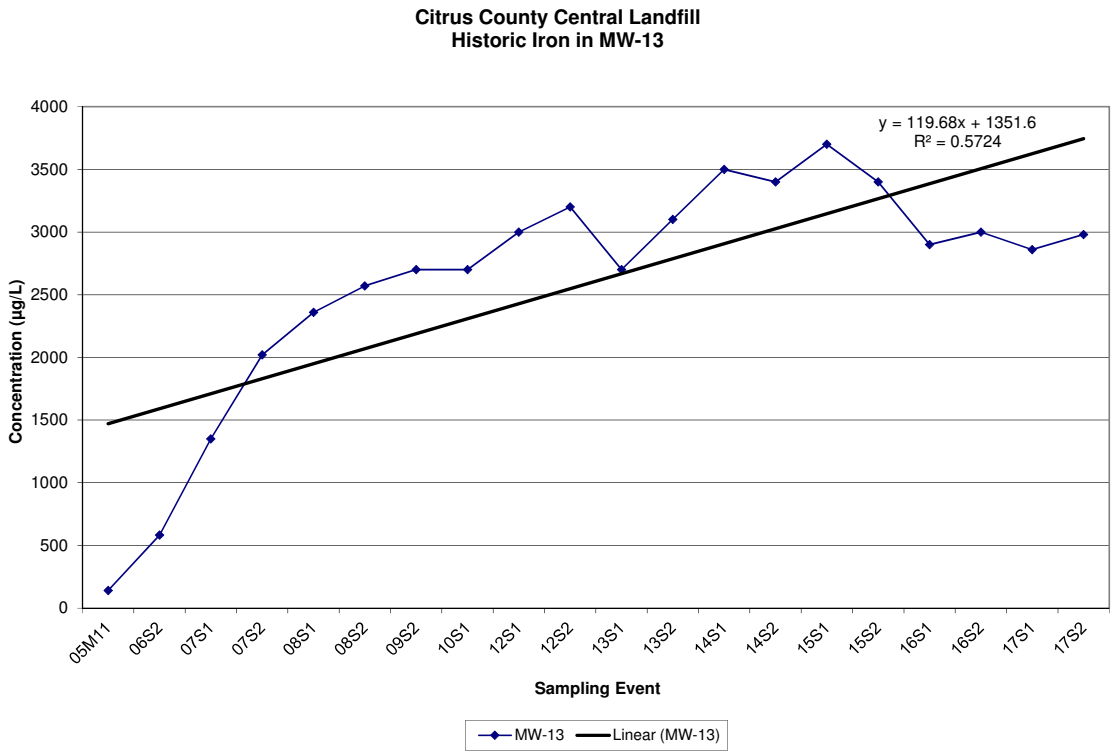
Citrus County Central Landfill
Historic Iron in MW-13
y = 119.68x + 1351.6
R² = 0.5724
Concentration (µg/L)
4000
3500
3000
2500
2000
1500
1000
500
0
05M11
06S2
07S1
07S2
08S1
08S2
09S2
10S1
12S1
12S2
13S1
13S2
14S1
14S2
15S1
15S2
16S1
16S2
17S1
17S2
Sampling Event
MW-13
Linear (MW-13)

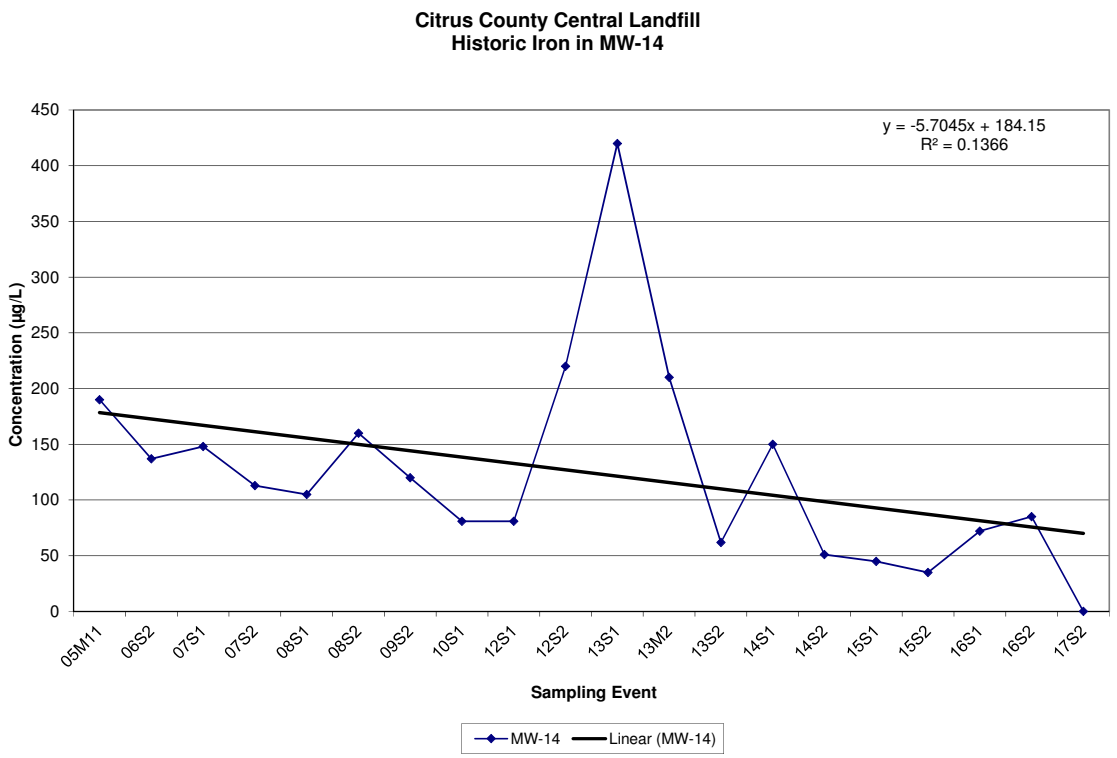
Citrus County Central Landfill
Historic Iron in MW-14
y = -5.7045x + 184.15
R² = 0.1366
Concentration (µg/L)
450
400
350
300
250
200
150
100
50
0
05M11
06S2
07S1
07S2
08S1
08S2
09S2
10S1
12S1
12S2
13S1
13M2
13S2
14S1
14S2
15S1
15S2
16S1
16S2
17S2
Sampling Event
MW-14
Linear (MW-14)

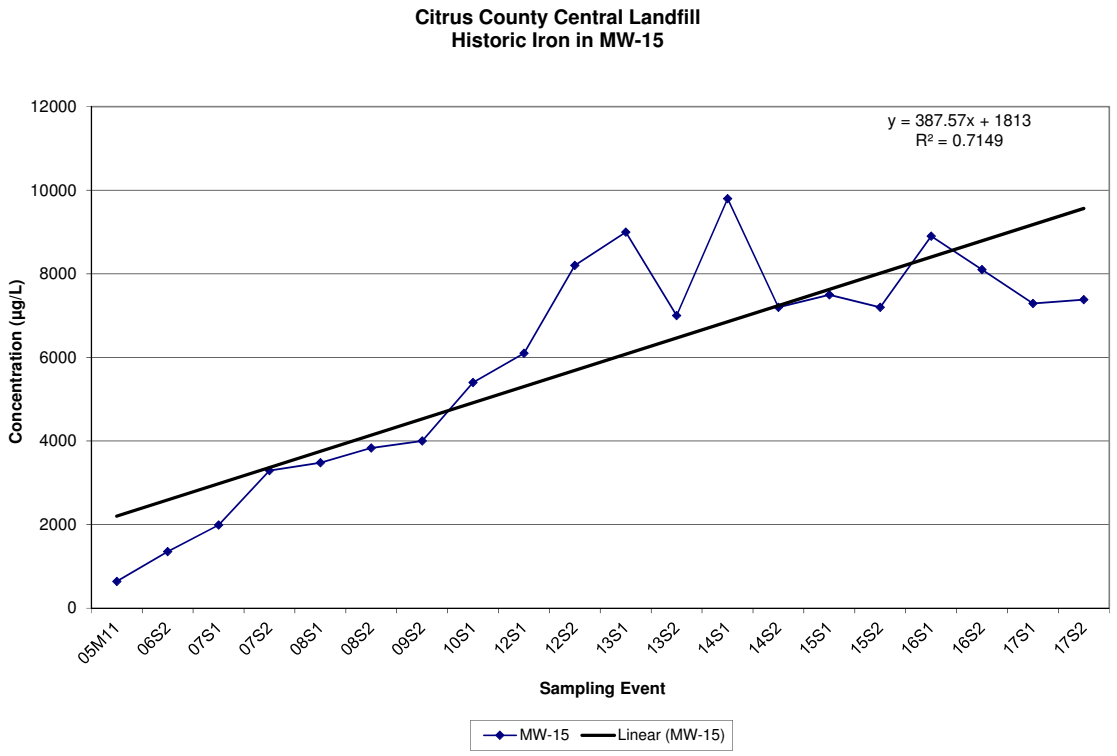
Citrus County Central Landfill
Historic Iron in MW-15
y = 387.57x + 1813
R² = 0.7149
Concentration (µg/L)
12000
10000
8000
6000
4000
2000
0
05M11
06S2
07S1
07S2
08S1
08S2
09S2
10S1
12S1
12S2
13S1
13S2
14S1
14S2
15S1
15S2
16S1
16S2
17S1
17S2
Sampling Event
MW-15
Linear (MW-15)

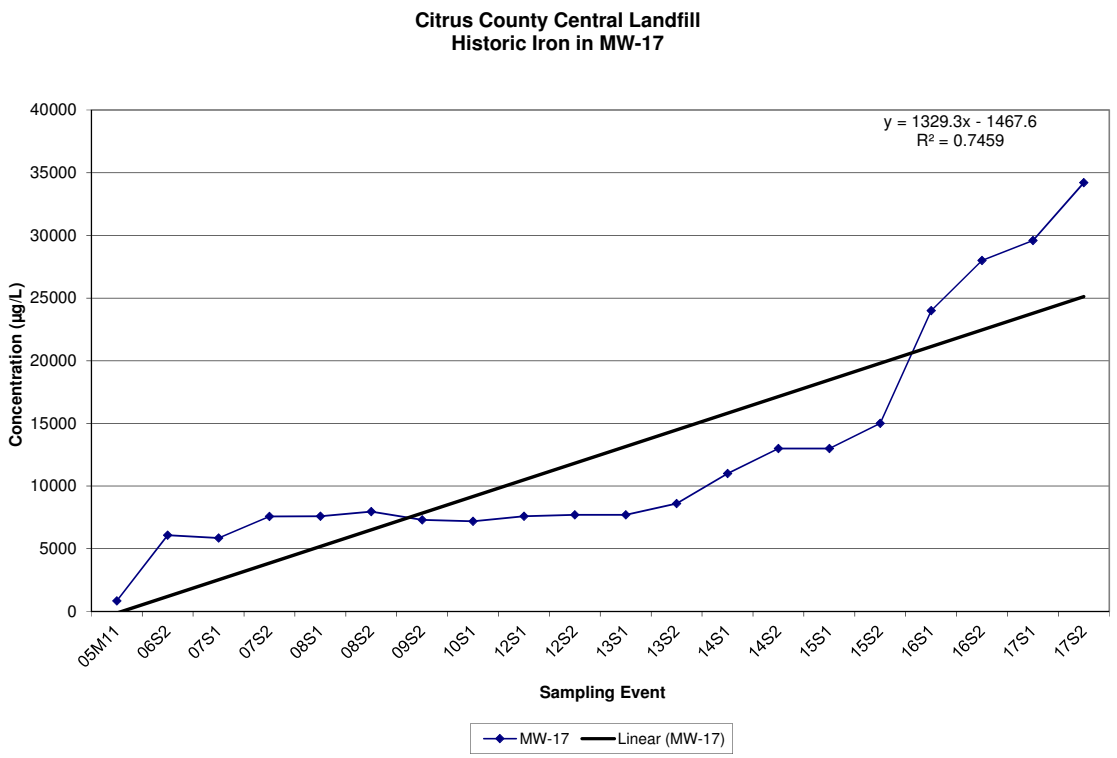
Citrus County Central Landfill
Historic Iron in MW-17
y = 1329.3x - 1467.6
R² = 0.7459
Concentration (µg/L)
40000
35000
30000
25000
20000
15000
10000
5000
0
05M11
06S2
07S1
07S2
08S1
08S2
09S2
10S1
12S1
12S2
13S1
13S2
14S1
14S2
15S1
15S2
16S1
16S2
17S1
17S2
Sampling Event
MW-17
Linear (MW-17)

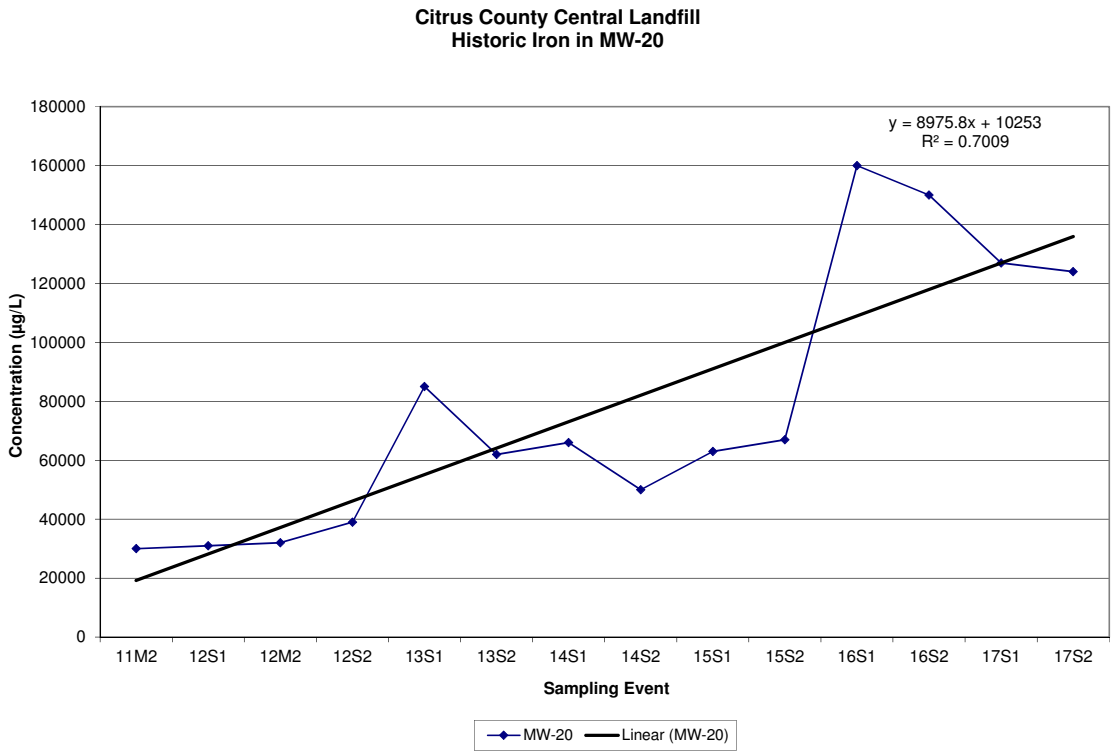
Citrus County Central Landfill
Historic Iron in MW-20
y = 8975.8x + 10253
R² = 0.7009
Concentration (µg/L)
180000
160000
140000
120000
100000
80000
60000
40000
20000
0
11M2
12S1
12M2
12S2
13S1
13S2
14S1
14S2
15S1
15S2
16S1
16S2
17S1
17S2
Sampling Event
MW-20
Linear (MW-20)

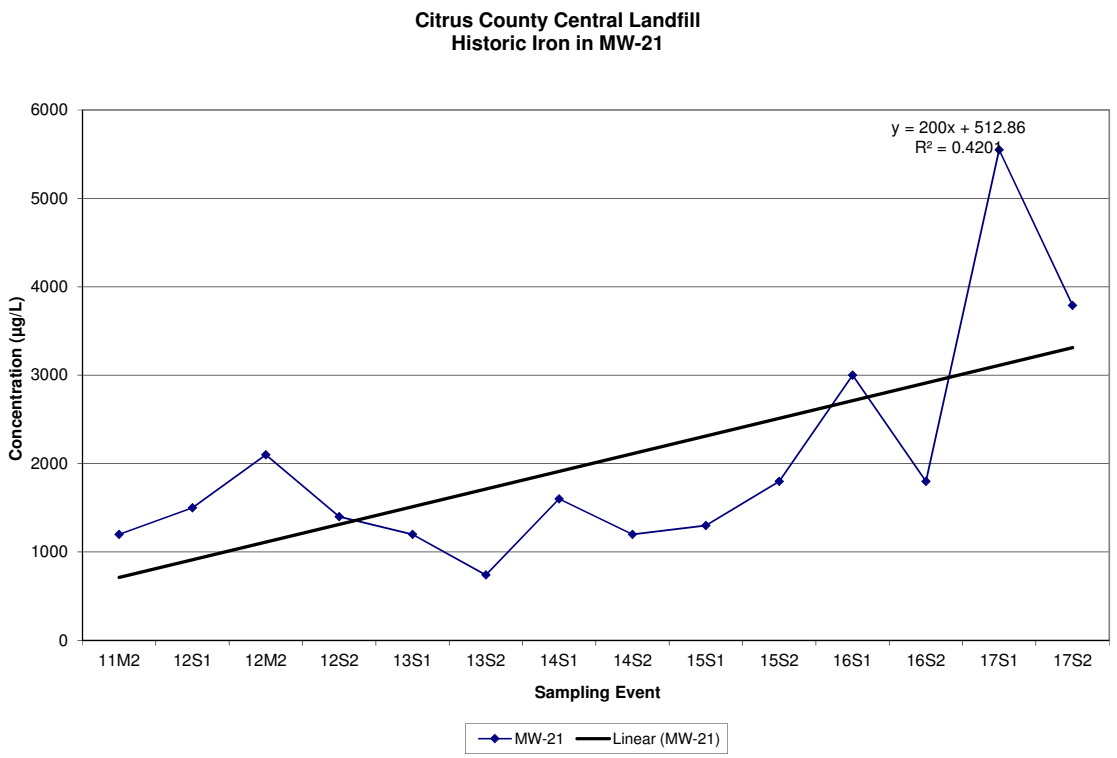
Citrus County Central Landfill
Historic Iron in MW-21
y = 200x + 512.86
R² = 0.4203
Concentration (µg/L)
6000
5000
4000
3000
2000
1000
0
11M2
12S1
12M2
12S2
13S1
13S2
14S1
14S2
15S1
15S2
16S1
16S2
17S1
17S2
Sampling Event
MW-21
Linear (MW-21)

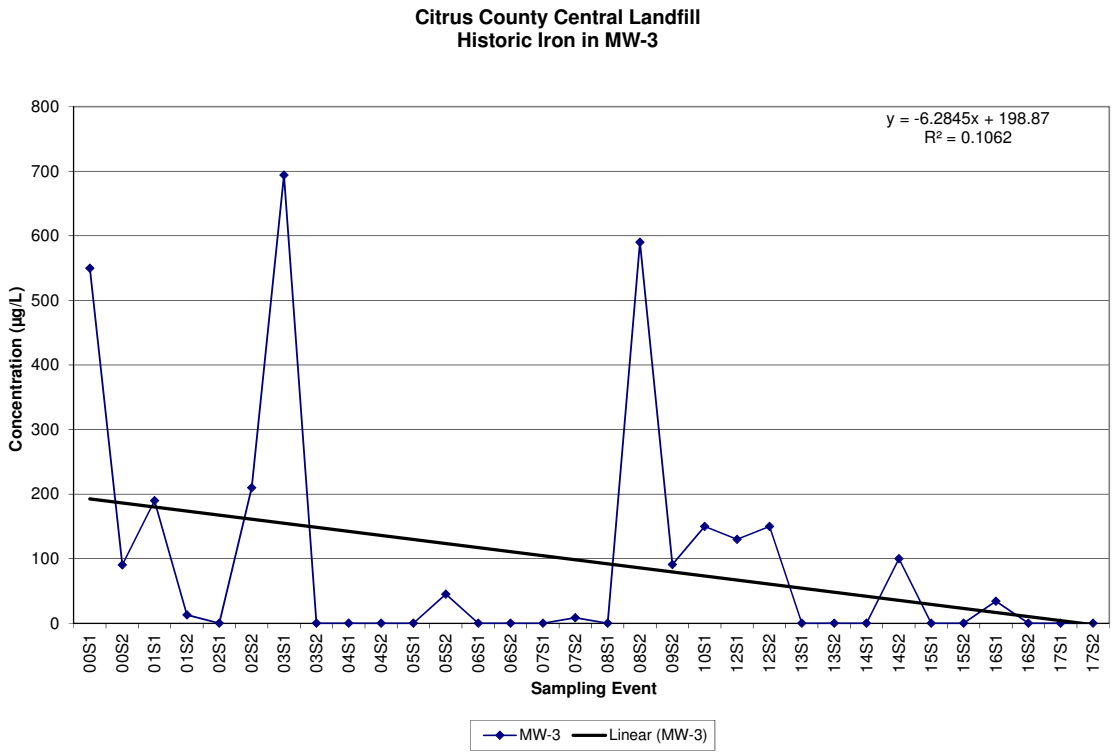
Citrus County Central Landfill
Historic Iron in MW-3
y = -6.2845x + 198.87
R² = 0.1062
Concentration (µg/L)
800
700
600
500
400
300
200
100
0
00S1
00S2
01S1
01S2
02S1
02S2
03S1
03S2
04S1
04S2
05S1
05S2
06S1
06S2
07S1
07S2
08S1
08S2
09S2
10S1
12S1
12S2
13S1
13S2
14S1
14S2
15S1
15S2
16S1
16S2
17S1
17S2
Sampling Event
MW-3
Linear (MW-3)

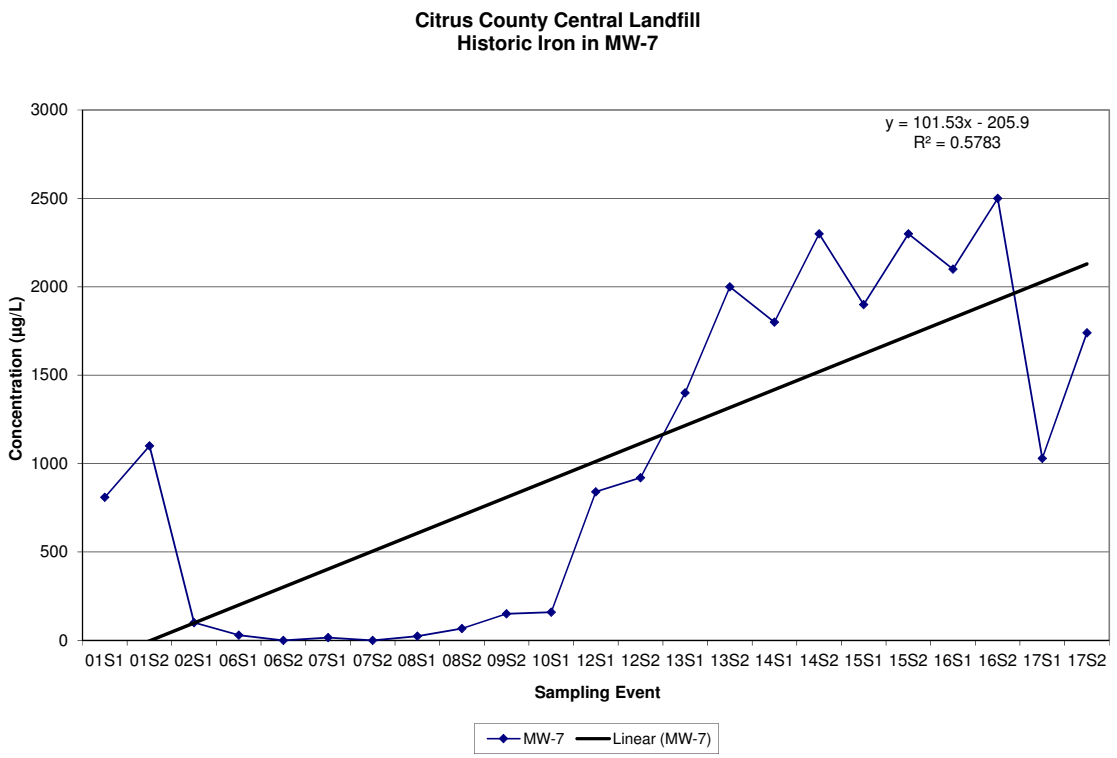
Citrus County Central Landfill
Historic Iron in MW-7
y = 101.53x - 205.9
R² = 0.5783
Concentration (µg/L)
3000
2500
2000
1500
1000
500
0
01S1 01S2 02S1 06S1 06S2 07S1 07S2 08S1 08S2 09S2 10S1 12S1 12S2 13S1 13S2 14S1 14S2 15S1 15S2 16S1 16S2 17S1 17S2
Sampling Event
MW-7
Linear (MW-7)

Citrus County Central Landfill

Historical Nickel Data

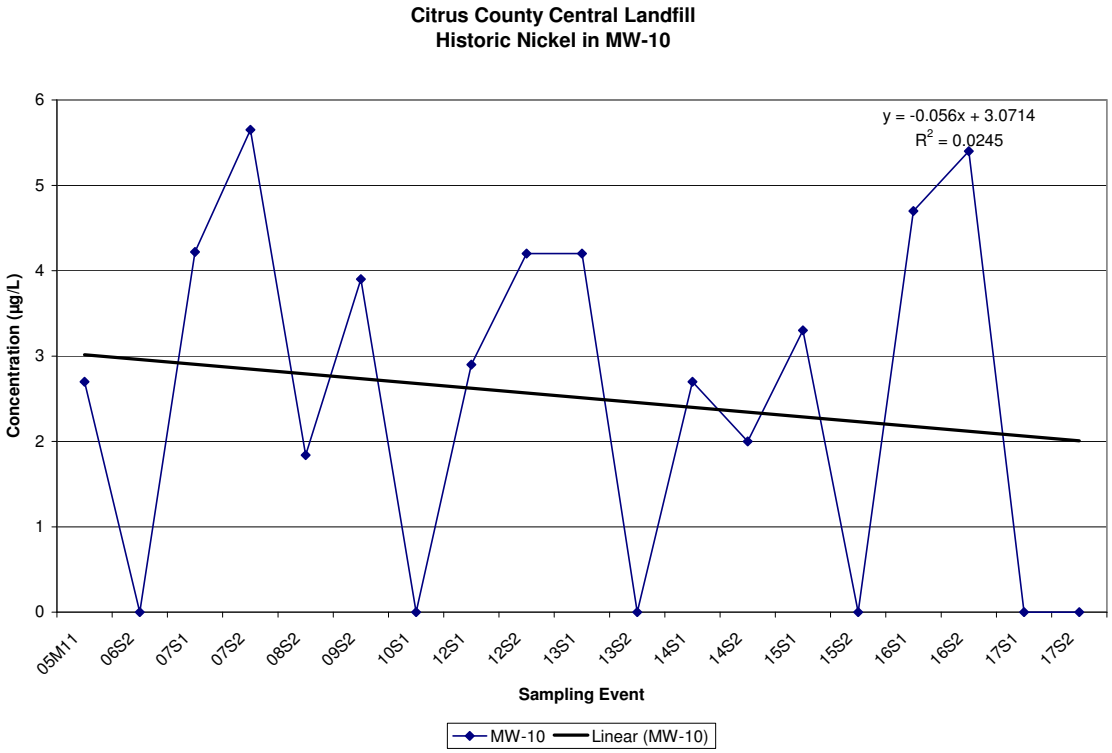
Citrus County Central Landfill
Historic Nickel in MW-10
y = -0.056x + 3.0714
R2 = 0.0245
Concentration (µg/L)
0
1
2
3
4
5
6
05M11
06S2
07S1
07S2
08S2
09S2
10S1
12S1
12S2
13S1
13S2
14S1
14S2
15S1
15S2
16S1
16S2
17S1
17S2
Sampling Event
MW-10
Linear (MW-10)

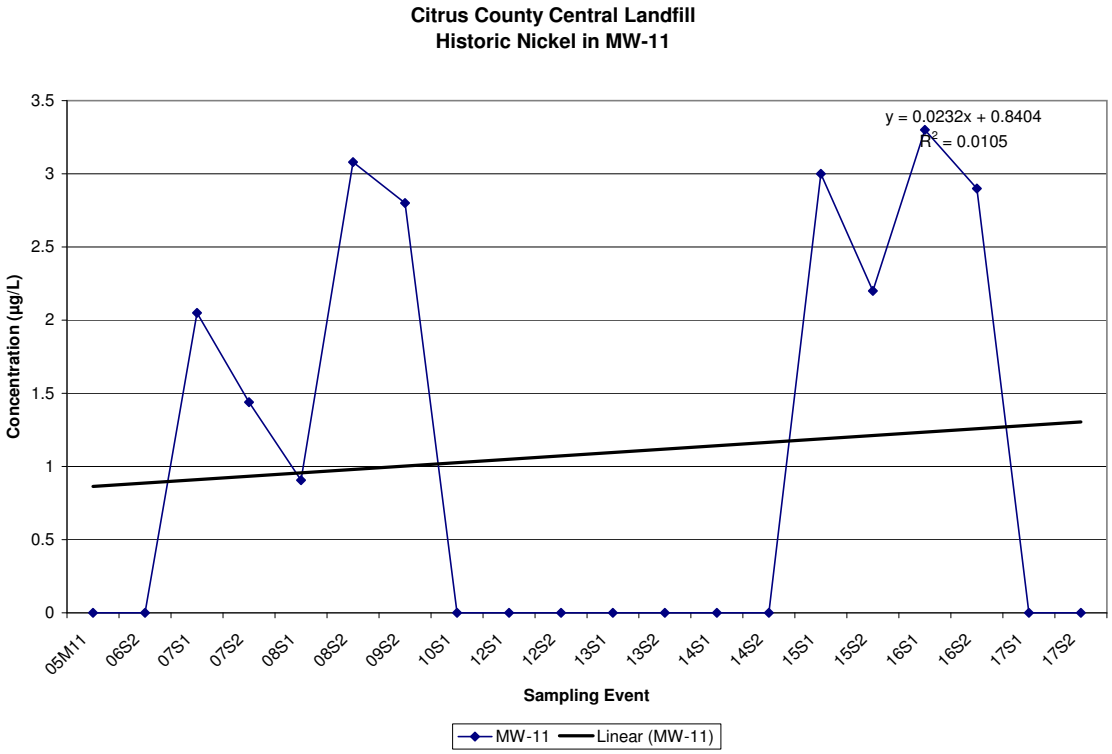
Citrus County Central Landfill
Historic Nickel in MW-11
y = 0.0232x + 0.8404
R2 = 0.0105
Concentration (µg/L)
0
0.5
1
1.5
2
2.5
3
3.5
05M11
06S2
07S1
07S2
08S1
08S2
09S2
10S1
12S1
12S2
13S1
13S2
14S1
14S2
15S1
15S2
16S1
16S2
17S1
17S2
Sampling Event
MW-11
Linear (MW-11)

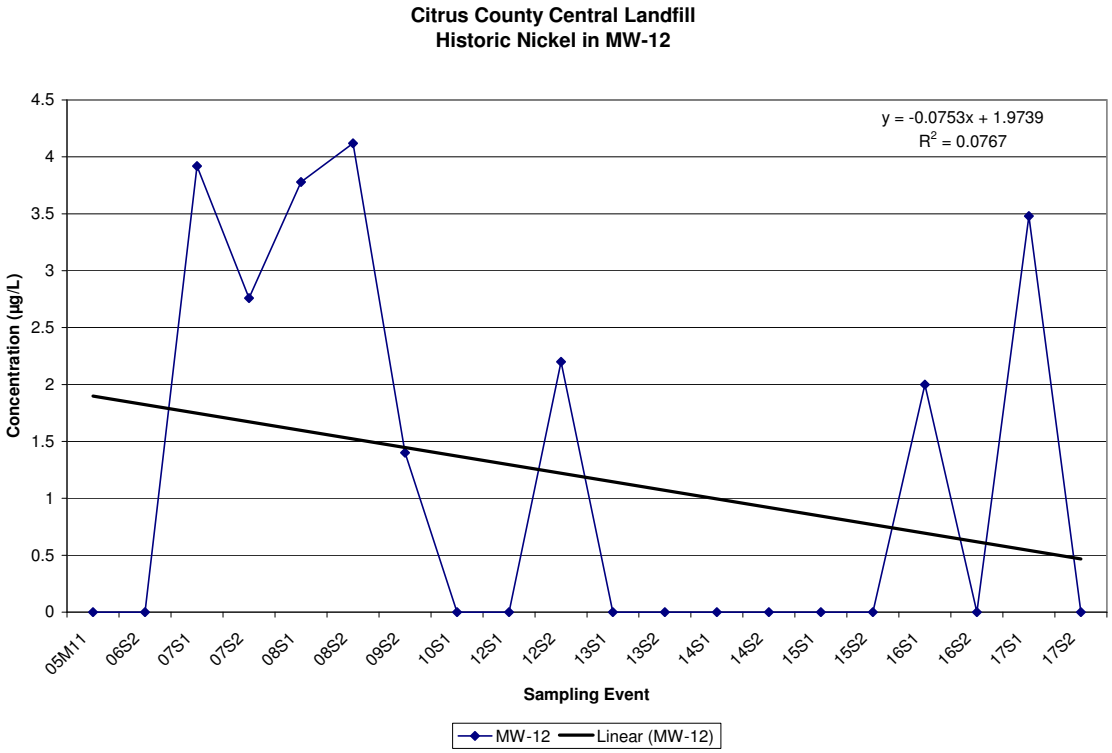
Citrus County Central Landfill
Historic Nickel in MW-12
y = -0.0753x + 1.9739
R2 = 0.0767
Concentration (µg/L)
4.5
4
3.5
3
2.5
2
1.5
1
0.5
0
05M11
06S2
07S1
07S2
08S1
08S2
09S2
10S1
12S1
12S2
13S1
13S2
14S1
14S2
15S1
15S2
16S1
16S2
17S1
17S2
Sampling Event
MW-12
Linear (MW-12)

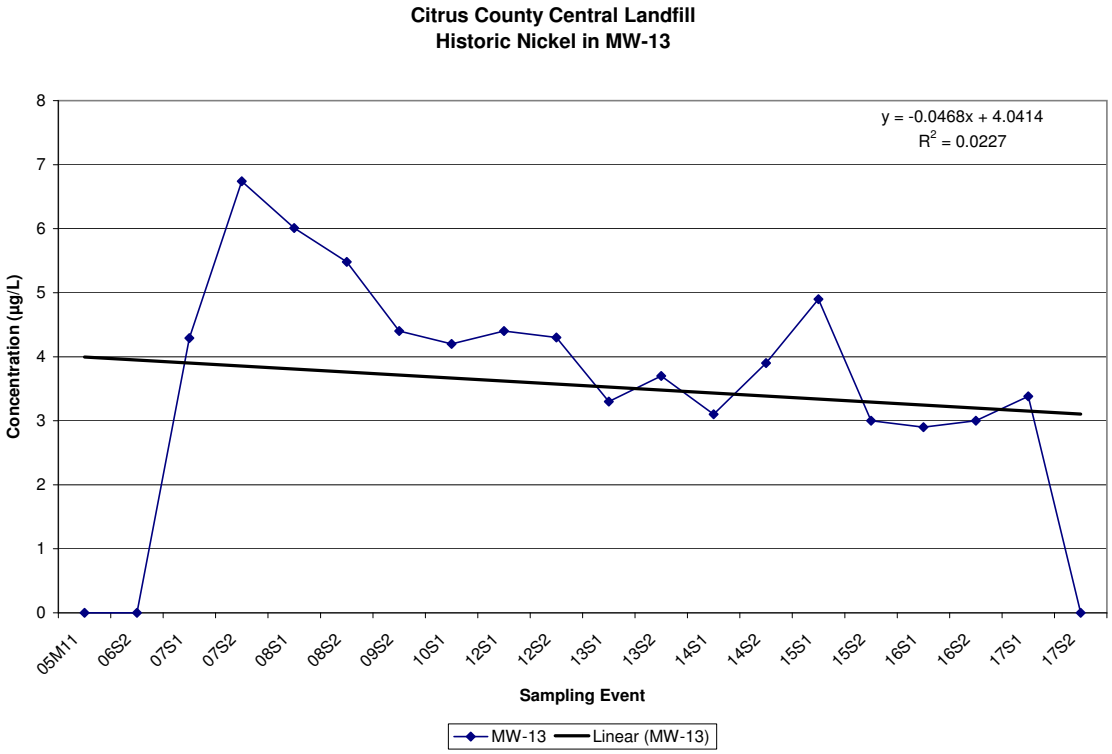
Citrus County Central Landfill
Historic Nickel in MW-13
y = -0.0468x + 4.0414
R2 = 0.0227
Concentration (µg/L)
8
7
6
5
4
3
2
1
0
05M11
06S2
07S1
07S2
08S1
08S2
09S2
10S1
12S1
12S2
13S1
13S2
14S1
14S2
15S1
15S2
16S1
16S2
17S1
17S2
Sampling Event
MW-13
Linear (MW-13)

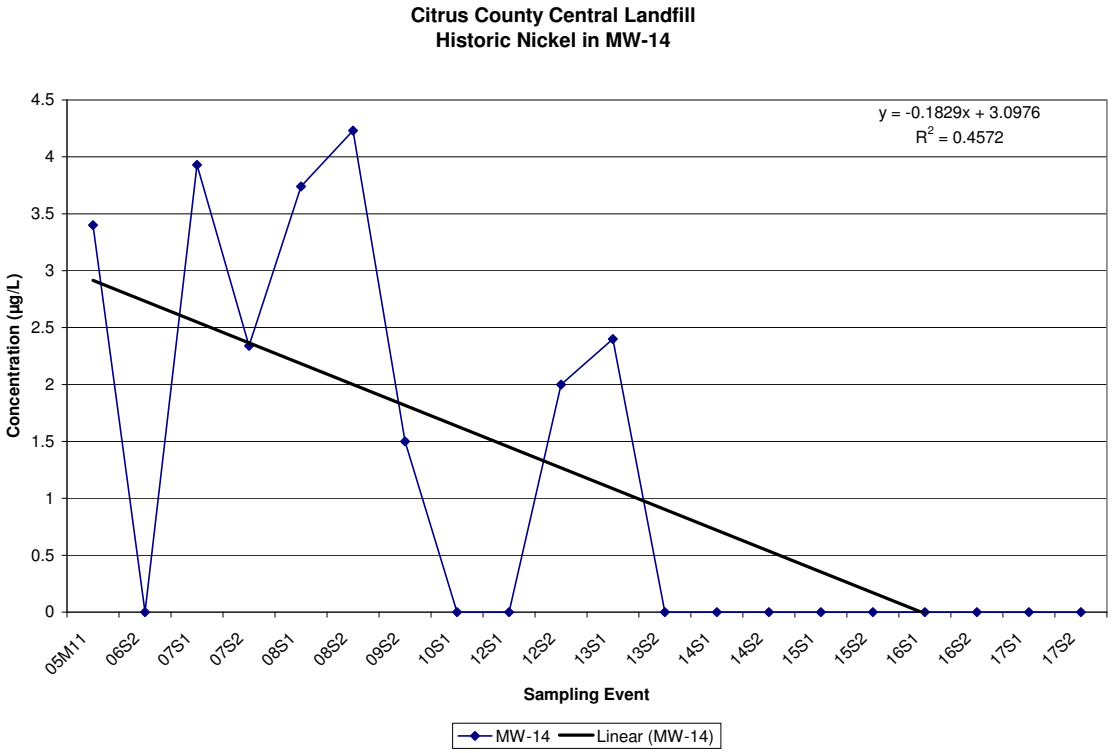
Citrus County Central Landfill
Historic Nickel in MW-14
y = -0.1829x + 3.0976
R2 = 0.4572
Concentration (µg/L)
4.5
4
3.5
3
2.5
2
1.5
1
0.5
0
05M11
06S2
07S1
07S2
08S1
08S2
09S2
10S1
12S1
12S2
13S1
13S2
14S1
14S2
15S1
15S2
16S1
16S2
17S1
17S2
Sampling Event
MW-14
Linear (MW-14)

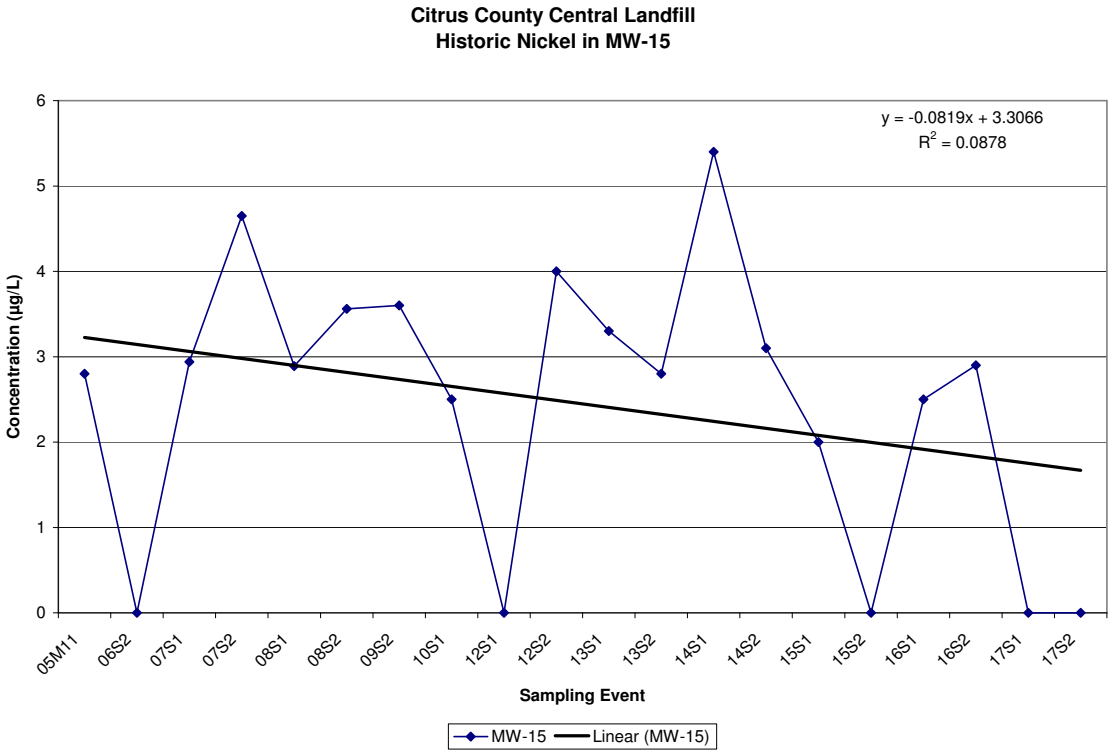
Citrus County Central Landfill
Historic Nickel in MW-15
y = -0.0819x + 3.3066
R2 = 0.0878
Concentration (µg/L)
6
5
4
3
2
1
0
05M11
06S2
07S1
07S2
08S1
08S2
09S2
10S1
12S1
12S2
13S1
13S2
14S1
14S2
15S1
15S2
16S1
16S2
17S1
17S2
Sampling Event
MW-15
Linear (MW-15)

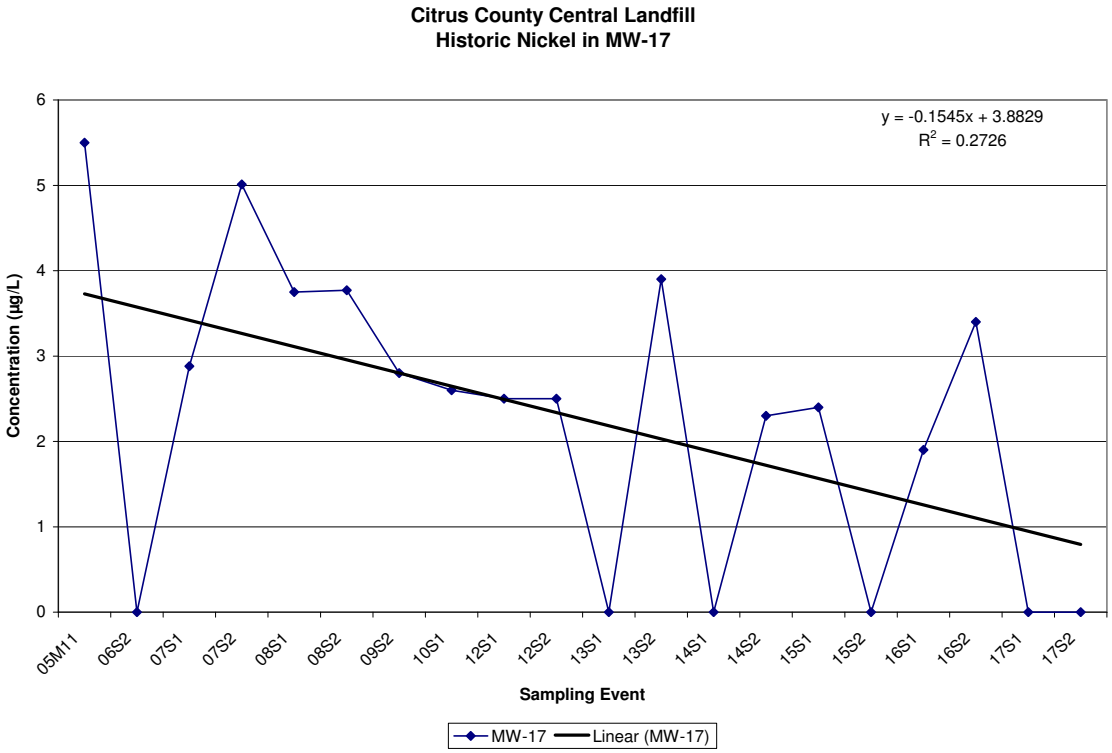
Citrus County Central Landfill
Historic Nickel in MW-17
y = -0.1545x + 3.8829
R2 = 0.2726
Concentration (µg/L)
0
1
2
3
4
5
6
05M11
06S2
07S1
07S2
08S1
08S2
09S2
10S1
12S1
12S2
13S1
13S2
14S1
14S2
15S1
15S2
16S1
16S2
17S1
17S2
Sampling Event
MW-17
Linear (MW-17)

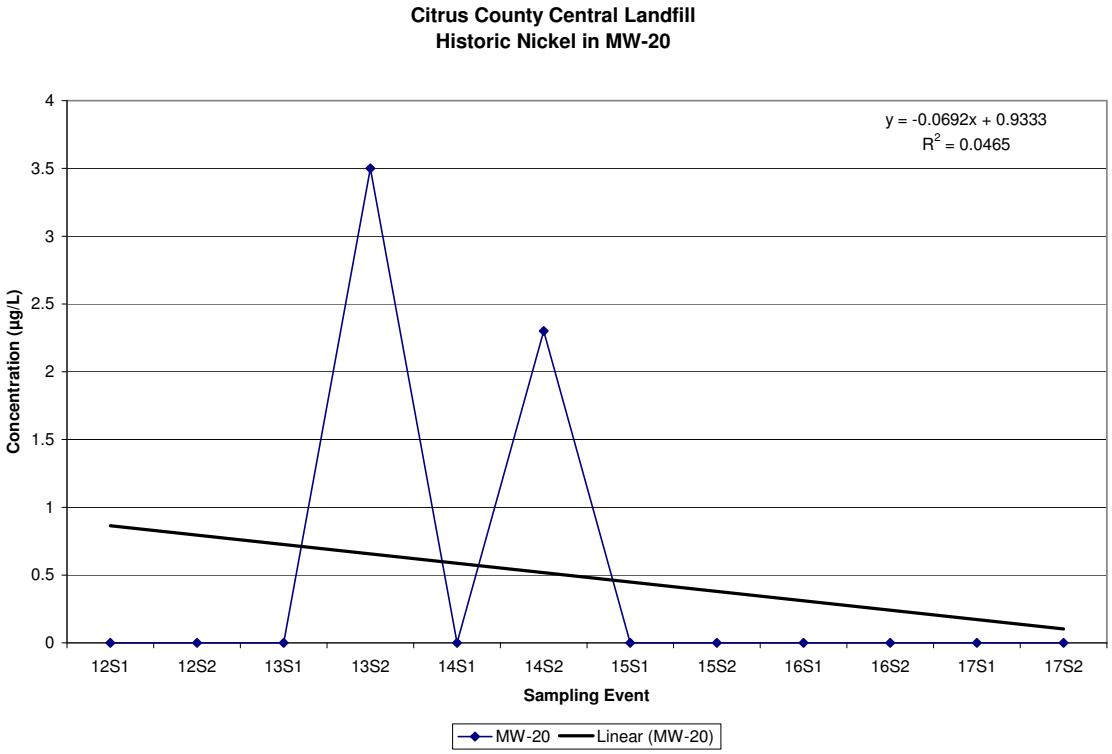
Citrus County Central Landfill
Historic Nickel in MW-20
y = -0.0692x + 0.9333
R2 = 0.0465
Concentration (µg/L)
0
0.5
1
1.5
2
2.5
3
3.5
4
12S1
12S2
13S1
13S2
14S1
14S2
15S1
15S2
16S1
16S2
17S1
17S2
Sampling Event
MW-20
Linear (MW-20)

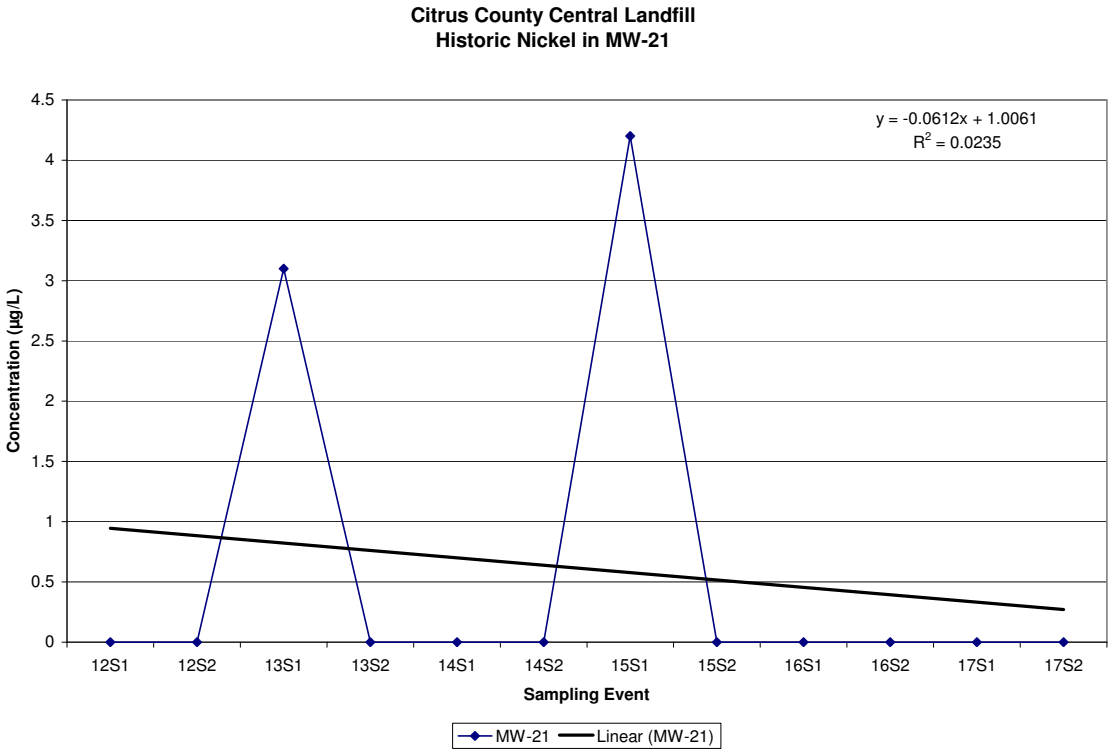
Citrus County Central Landfill
Historic Nickel in MW-21
y = -0.0612x + 1.0061
R2 = 0.0235
Concentration (µg/L)
4.5
4
3.5
3
2.5
2
1.5
1
0.5
0
12S1
12S2
13S1
13S2
14S1
14S2
15S1
15S2
16S1
16S2
17S1
17S2
Sampling Event
MW-21
Linear (MW-21)

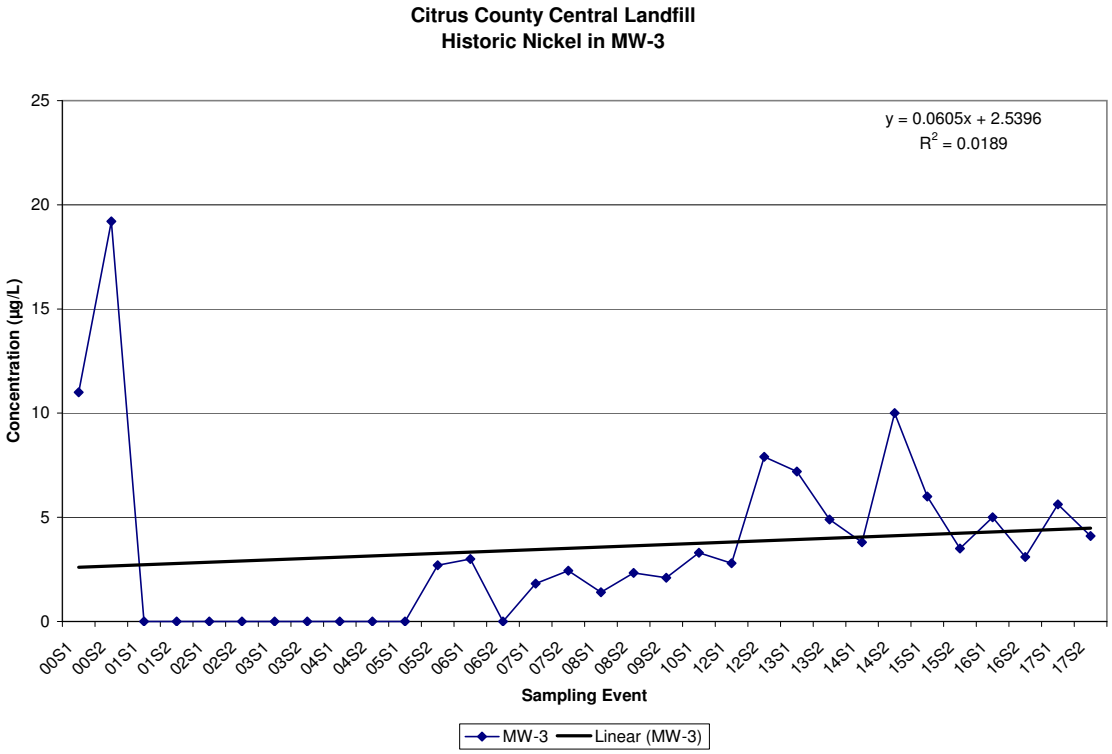
Citrus County Central Landfill
Historic Nickel in MW-3
y = 0.0605x + 2.5396
R2 = 0.0189
Concentration (µg/L)
25
20
15
10
5
0
00S1
00S2
01S1
01S2
02S1
02S2
03S1
03S2
04S1
04S2
05S1
05S2
06S1
06S2
07S1
07S2
08S1
08S2
09S2
10S1
12S1
12S2
13S1
13S2
14S1
14S2
15S1
15S2
16S1
16S2
17S1
17S2
Sampling Event
MW-3
Linear (MW-3)

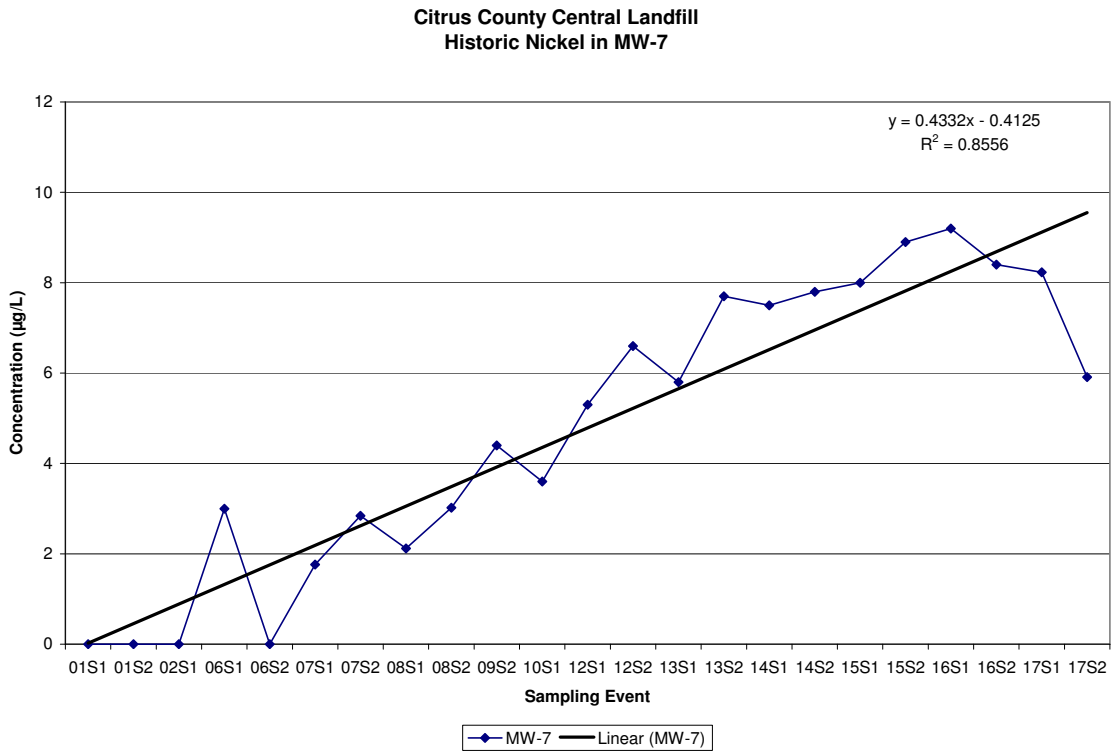
Citrus County Central Landfill
Historic Nickel in MW-7
y = 0.4332x - 0.4125
R2 = 0.8556
Concentration (µg/L)
0
2
4
6
8
10
12
01S1 01S2 02S1 06S1 06S2 07S1 07S2 08S1 08S2 09S2 10S1 12S1 12S2 13S1 13S2 14S1 14S2 15S1 15S2 16S1 16S2 17S1 17S2
Sampling Event
MW-7
Linear (MW-7)

Citrus County Central Landfill

Historical Zinc Data

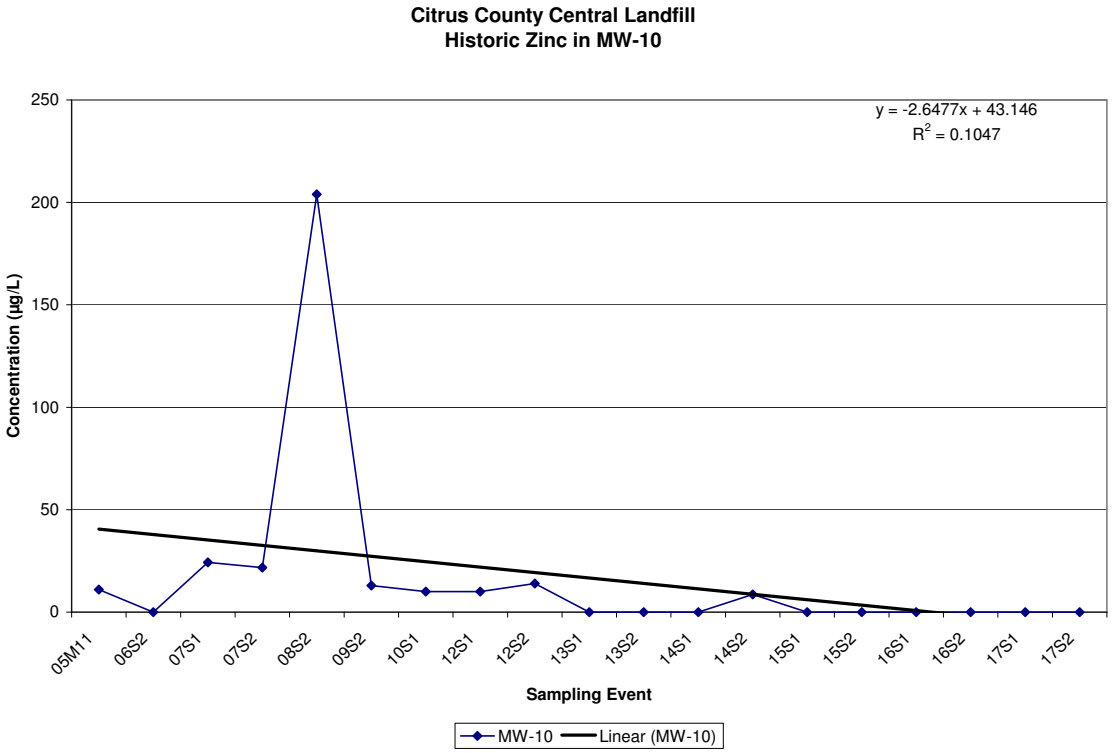
Citrus County Central Landfill
Historic Zinc in MW-10
y = -2.6477x + 43.146
R2 = 0.1047
Concentration (µg/L)
250
200
150
100
50
0
05M11
06S2
07S1
07S2
08S2
09S2
10S1
12S1
12S2
13S1
13S2
14S1
14S2
15S1
15S2
16S1
16S2
17S1
17S2
Sampling Event
MW-10
Linear (MW-10)

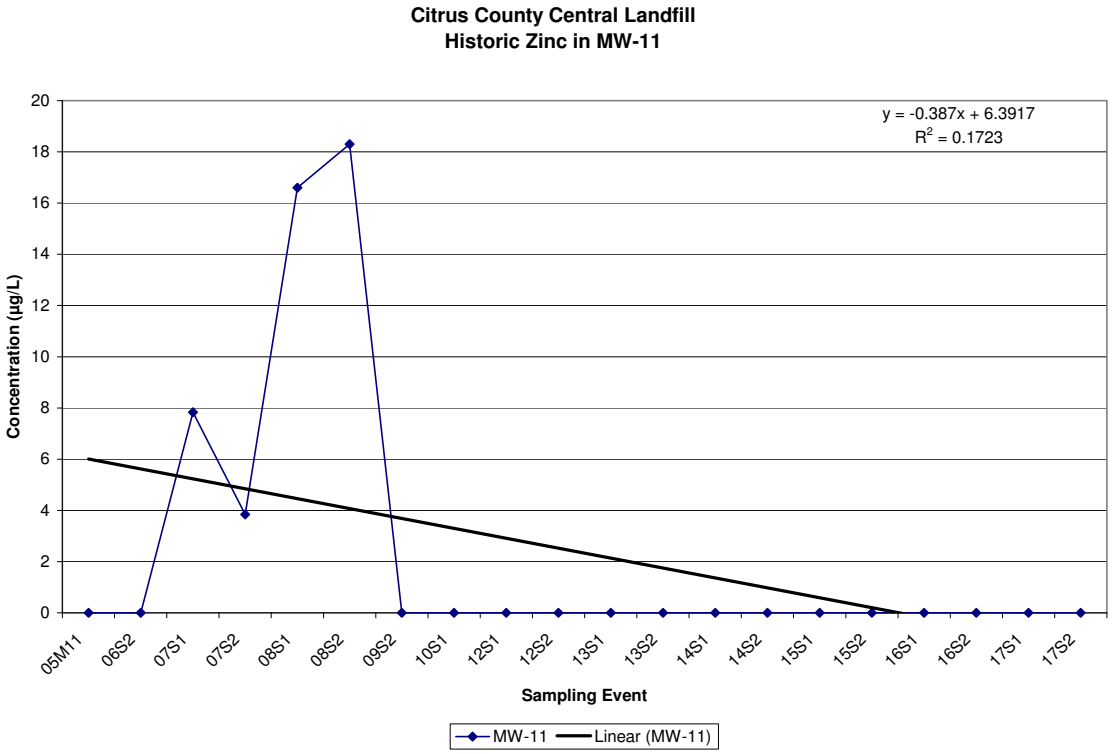
Citrus County Central Landfill
Historic Zinc in MW-11
y = -0.387x + 6.3917
R2 = 0.1723
Concentration (µg/L)
20
18
16
14
12
10
8
6
4
2
0
05M11
06S2
07S1
07S2
08S1
08S2
09S2
10S1
12S1
12S2
13S1
13S2
14S1
14S2
15S1
15S2
16S1
16S2
17S1
17S2
Sampling Event
MW-11
Linear (MW-11)

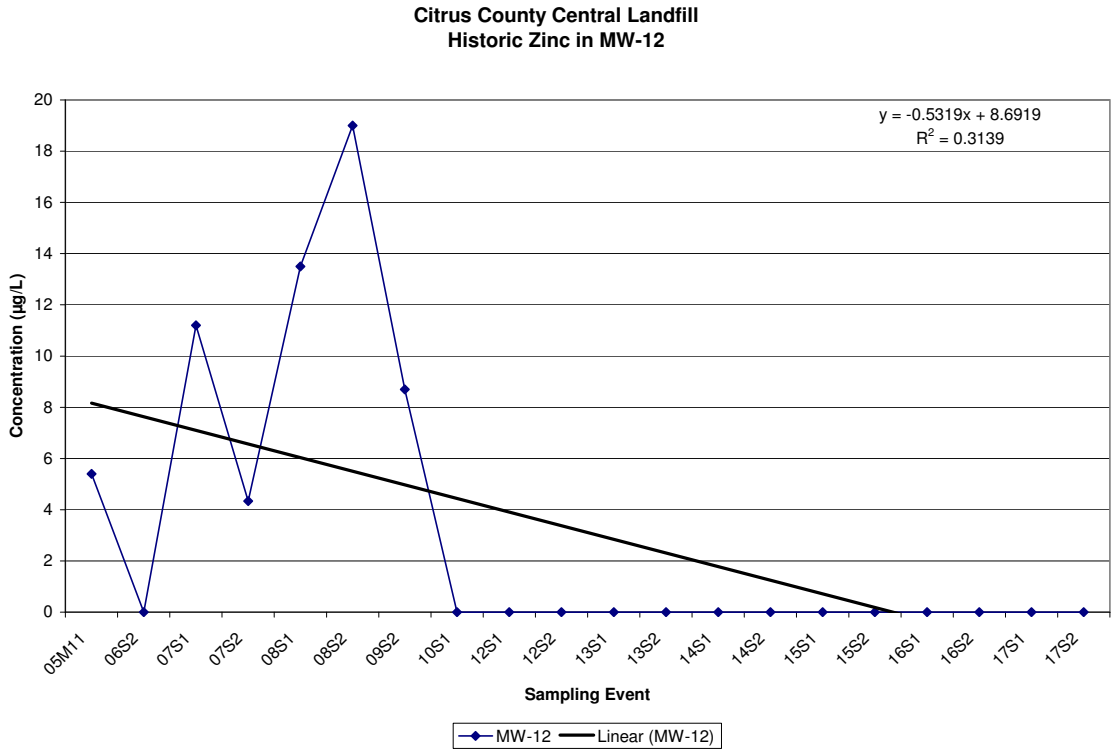
Citrus County Central Landfill
Historic Zinc in MW-12
y = -0.5319x + 8.6919
R2 = 0.3139
Concentration (µg/L)
20
18
16
14
12
10
8
6
4
2
0
05M11
06S2
07S1
07S2
08S1
08S2
09S2
10S1
12S1
12S2
13S1
13S2
14S1
14S2
15S1
15S2
16S1
16S2
17S1
17S2
Sampling Event
MW-12
Linear (MW-12)

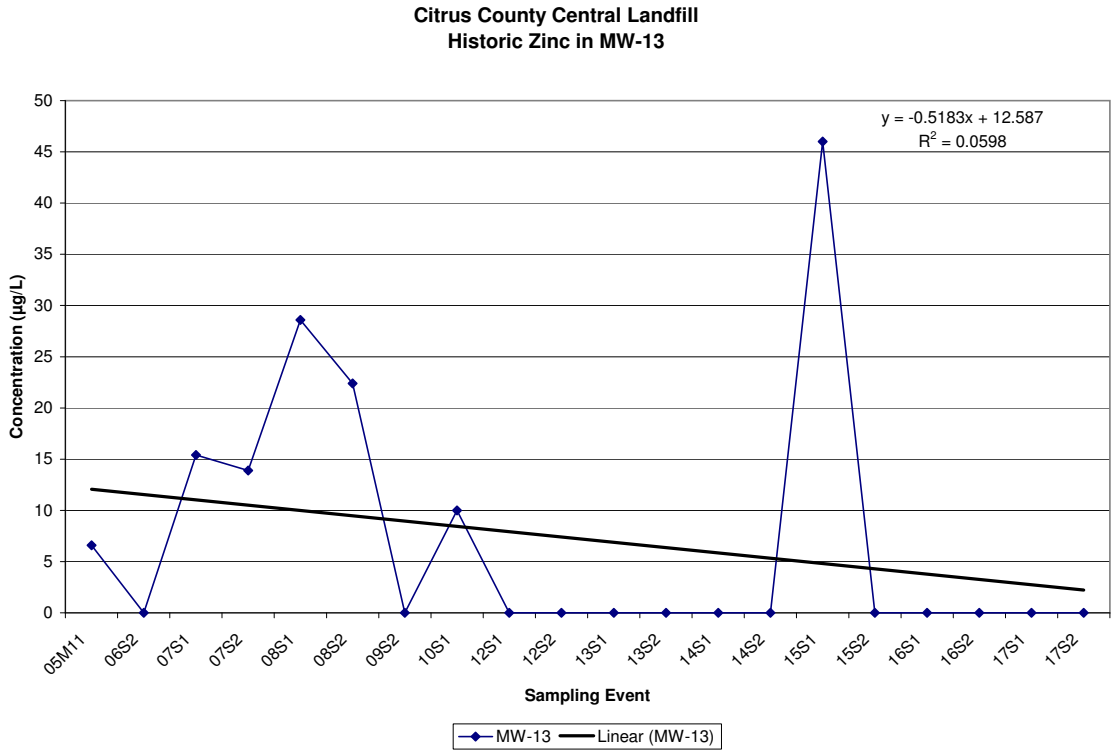
Citrus County Central Landfill
Historic Zinc in MW-13
y = -0.5183x + 12.587
R2 = 0.0598
Concentration (µg/L)
50
45
40
35
30
25
20
15
10
5
0
05M11
06S2
07S1
07S2
08S1
08S2
09S2
10S1
12S1
12S2
13S1
13S2
14S1
14S2
15S1
15S2
16S1
16S2
17S1
17S2
Sampling Event
MW-13
Linear (MW-13)

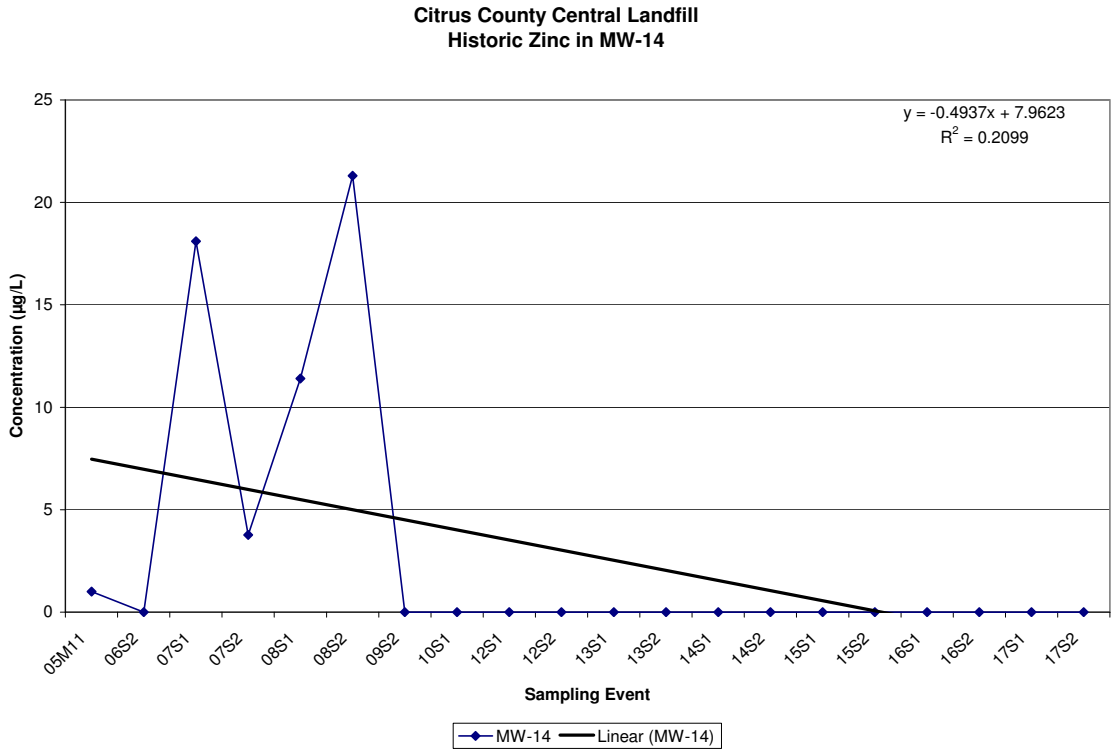
Citrus County Central Landfill
Historic Zinc in MW-14
y = -0.4937x + 7.9623
R2 = 0.2099
Concentration (µg/L)
25
20
15
10
5
0
05M11
06S2
07S1
07S2
08S1
08S2
09S2
10S1
12S1
12S2
13S1
13S2
14S1
14S2
15S1
15S2
16S1
16S2
17S1
17S2
Sampling Event
MW-14
Linear (MW-14)

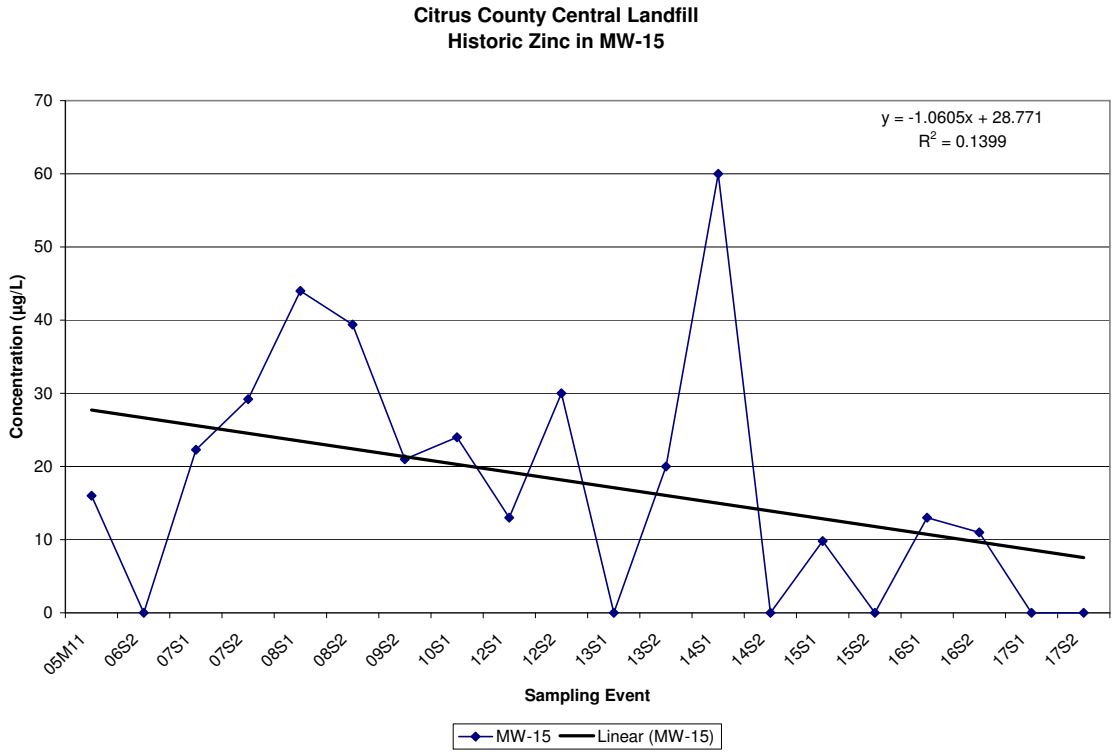
Citrus County Central Landfill
Historic Zinc in MW-15
y = -1.0605x + 28.771
R2 = 0.1399
Concentration (µg/L)
70
60
50
40
30
20
10
0
05M11
06S2
07S1
07S2
08S1
08S2
09S2
10S1
12S1
12S2
13S1
13S2
14S1
14S2
15S1
15S2
16S1
16S2
17S1
17S2
Sampling Event
MW-15
Linear (MW-15)

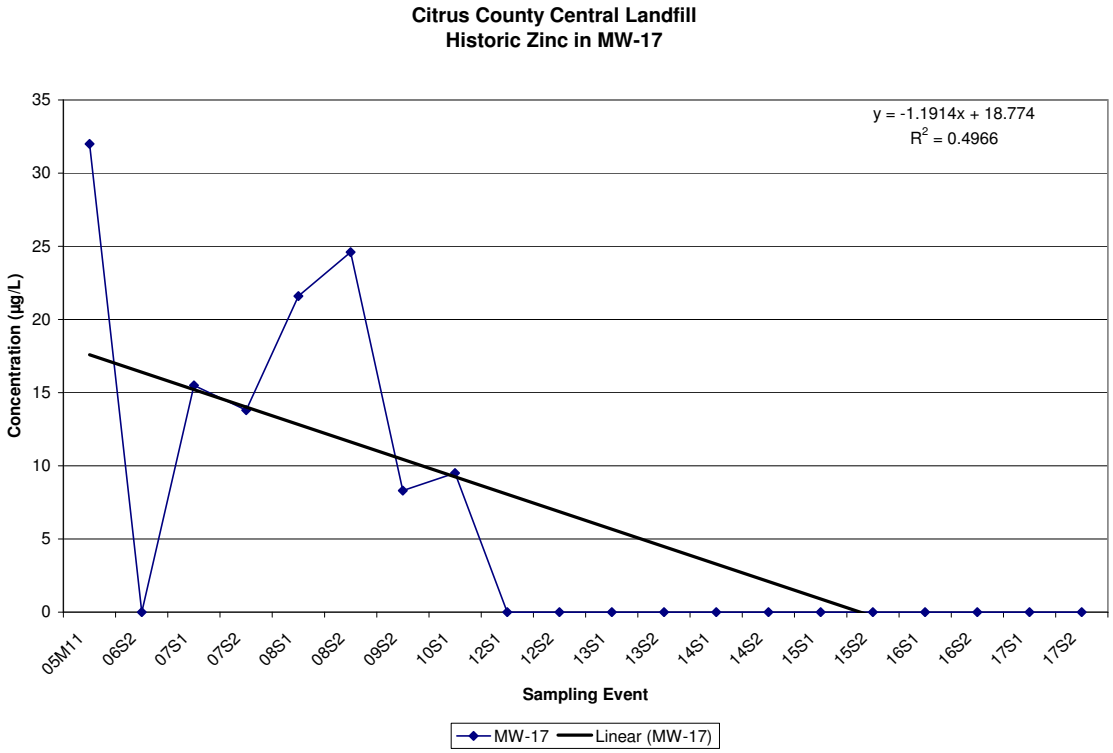
Citrus County Central Landfill
Historic Zinc in MW-17
y = -1.1914x + 18.774
R2 = 0.4966
Concentration (µg/L)
35
30
25
20
15
10
5
0
05M11
06S2
07S1
07S2
08S1
08S2
09S2
10S1
12S1
12S2
13S1
13S2
14S1
14S2
15S1
15S2
16S1
16S2
17S1
17S2
Sampling Event
MW-17
Linear (MW-17)

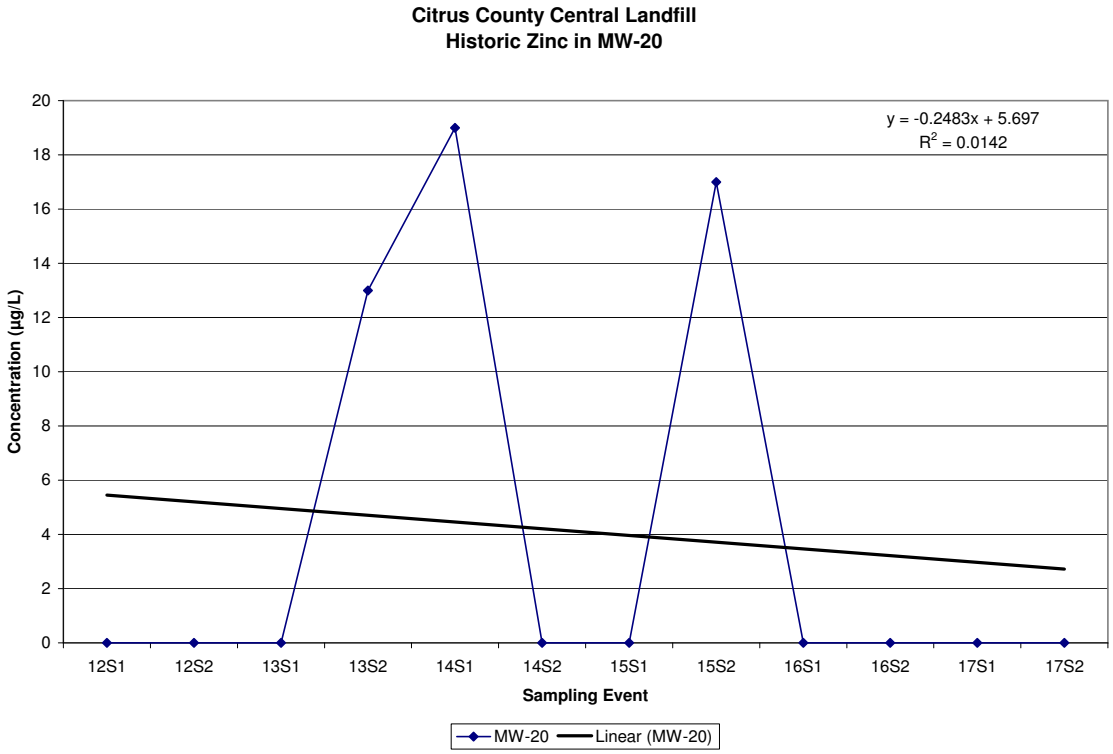
Citrus County Central Landfill
Historic Zinc in MW-20
y = -0.2483x + 5.697
R2 = 0.0142
Concentration (µg/L)
20
18
16
14
12
10
8
6
4
2
0
12S1
12S2
13S1
13S2
14S1
14S2
15S1
15S2
16S1
16S2
17S1
17S2
Sampling Event
MW-20
Linear (MW-20)

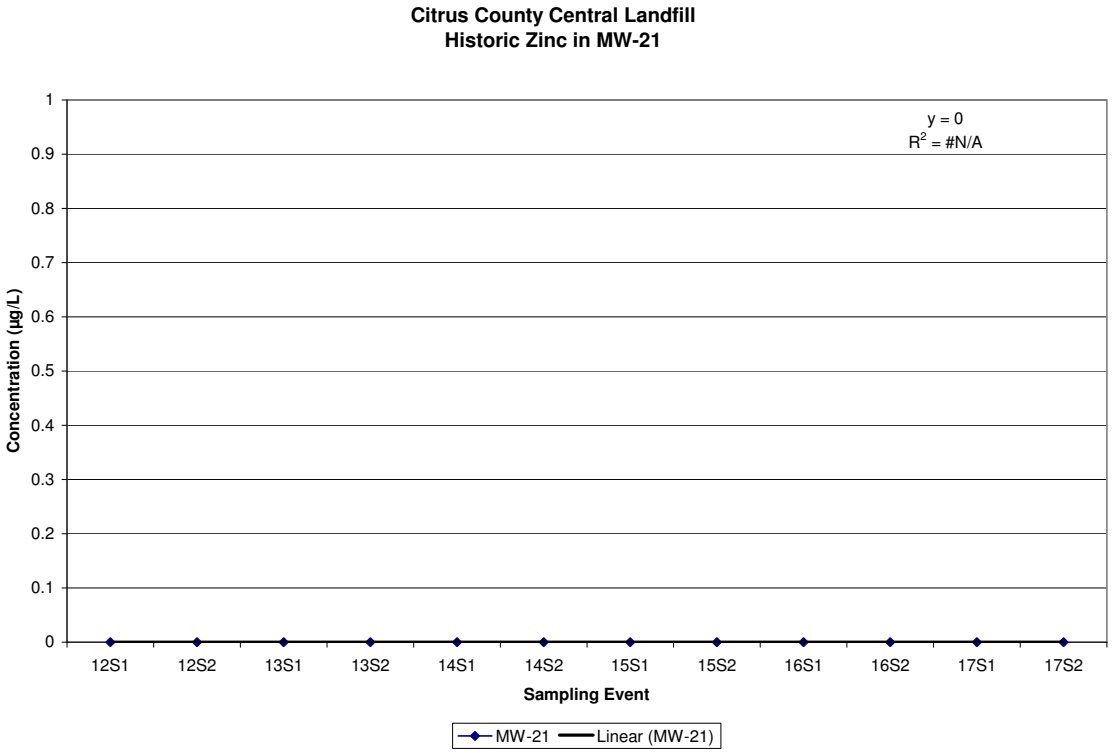
Citrus County Central Landfill
Historic Zinc in MW-21
y = 0
R2 = #N/A
Concentration (µg/L)
1
0.9
0.8
0.7
0.6
0.5
0.4
0.3
0.2
0.1
0
12S1
12S2
13S1
13S2
14S1
14S2
15S1
15S2
16S1
16S2
17S1
17S2
Sampling Event
MW-21
Linear (MW-21)

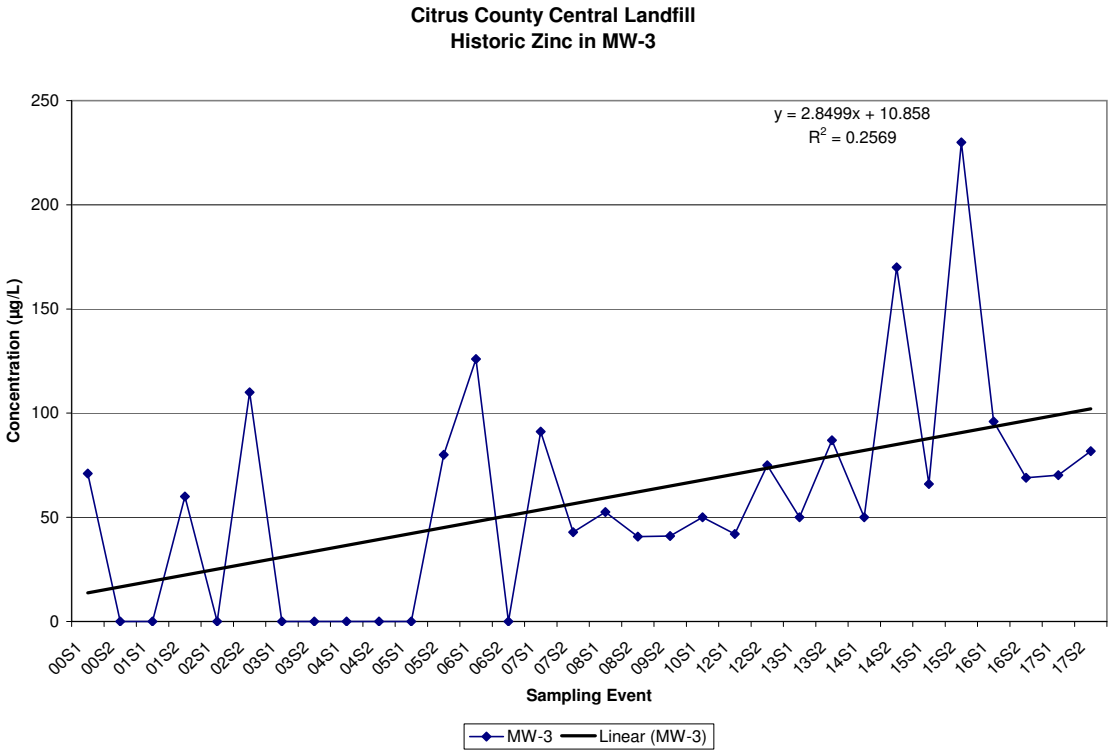
Citrus County Central Landfill
Historic Zinc in MW-3
y = 2.8499x + 10.858
R2 = 0.2569
Concentration (µg/L)
250
200
150
100
50
0
00S1
00S2
01S1
01S2
02S1
02S2
03S1
03S2
04S1
04S2
05S1
05S2
06S1
06S2
07S1
07S2
08S1
08S2
09S2
10S1
12S1
12S2
13S1
13S2
14S1
14S2
15S1
15S2
16S1
16S2
17S1
17S2
Sampling Event
MW-3
Linear (MW-3)

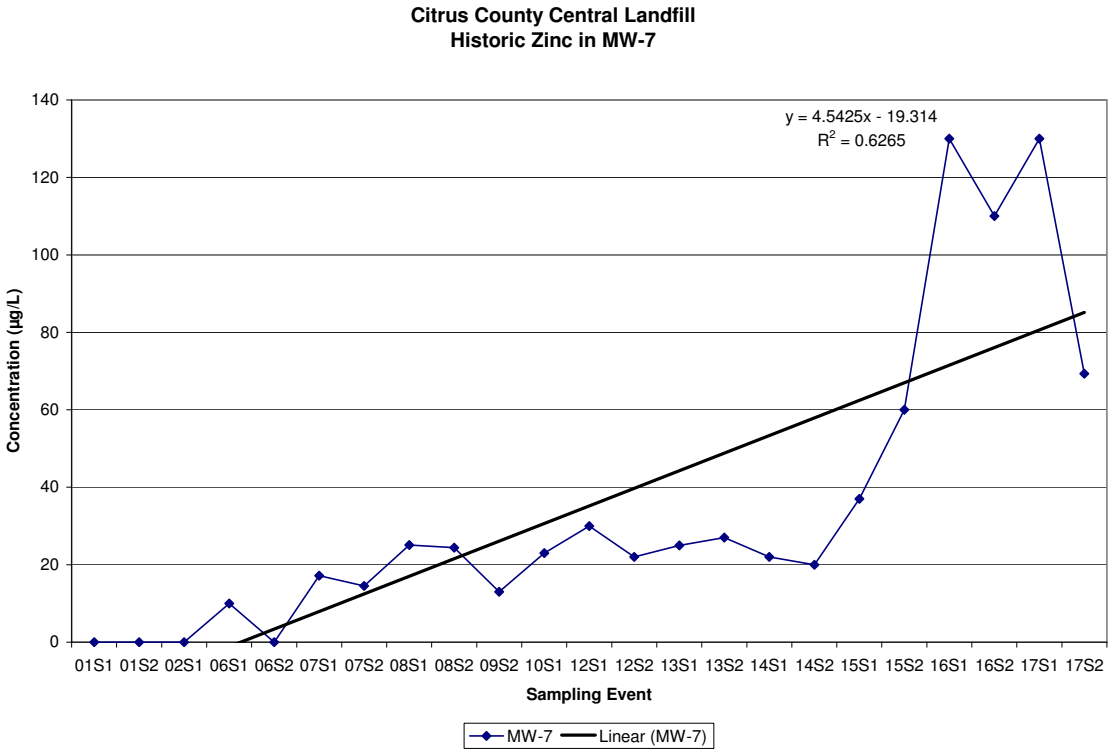
Citrus County Central Landfill
Historic Zinc in MW-7
y = 4.5425x - 19.314
R2 = 0.6265
Concentration (µg/L)
140
120
100
80
60
40
20
0
01S1 01S2 02S1 06S1 06S2 07S1 07S2 08S1 08S2 09S2 10S1 12S1 12S2 13S1 13S2 14S1 14S2 15S1 15S2 16S1 16S2 17S1 17S2
Sampling Event
MW-7
Linear (MW-7)

Citrus County Central Landfill

Historical Benzene Data

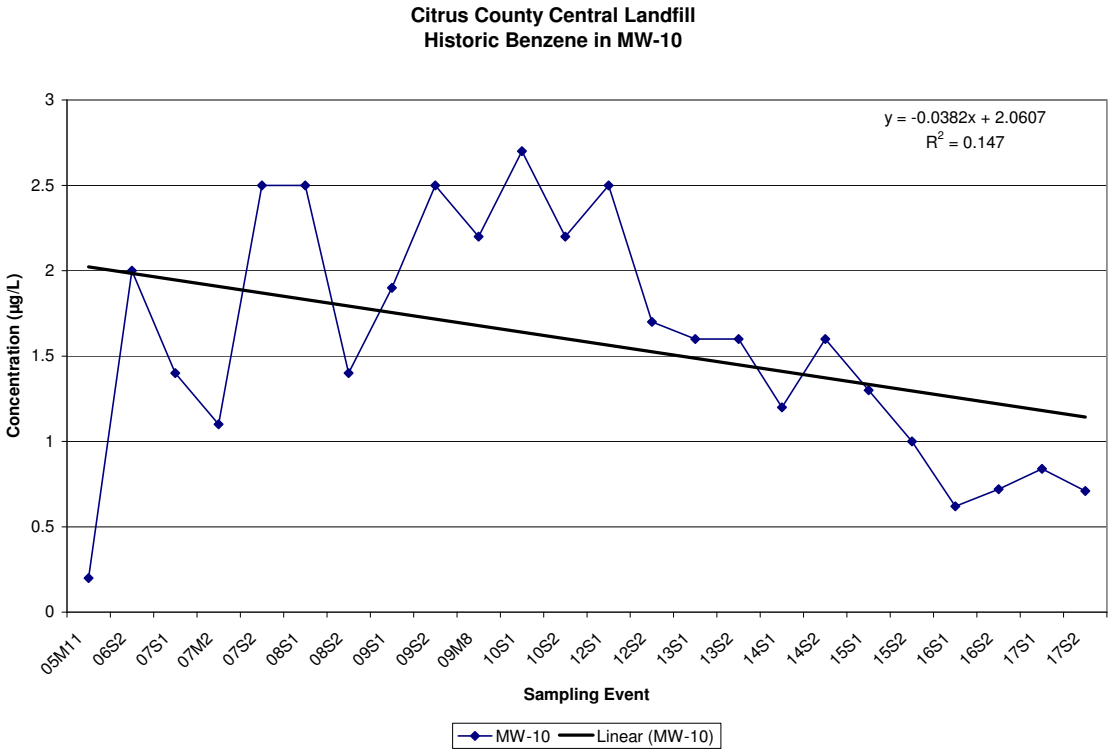
Citrus County Central Landfill
Historic Benzene in MW-10
y = -0.0382x + 2.0607
R2 = 0.147
Concentration (µg/L)
3
2.5
2
1.5
1
0.5
0
05M11
06S2
07S1
07M2
07S2
08S1
08S2
09S1
09S2
09M8
10S1
10S2
12S1
12S2
13S1
13S2
14S1
14S2
15S1
15S2
16S1
16S2
17S1
17S2
Sampling Event
MW-10
Linear (MW-10)

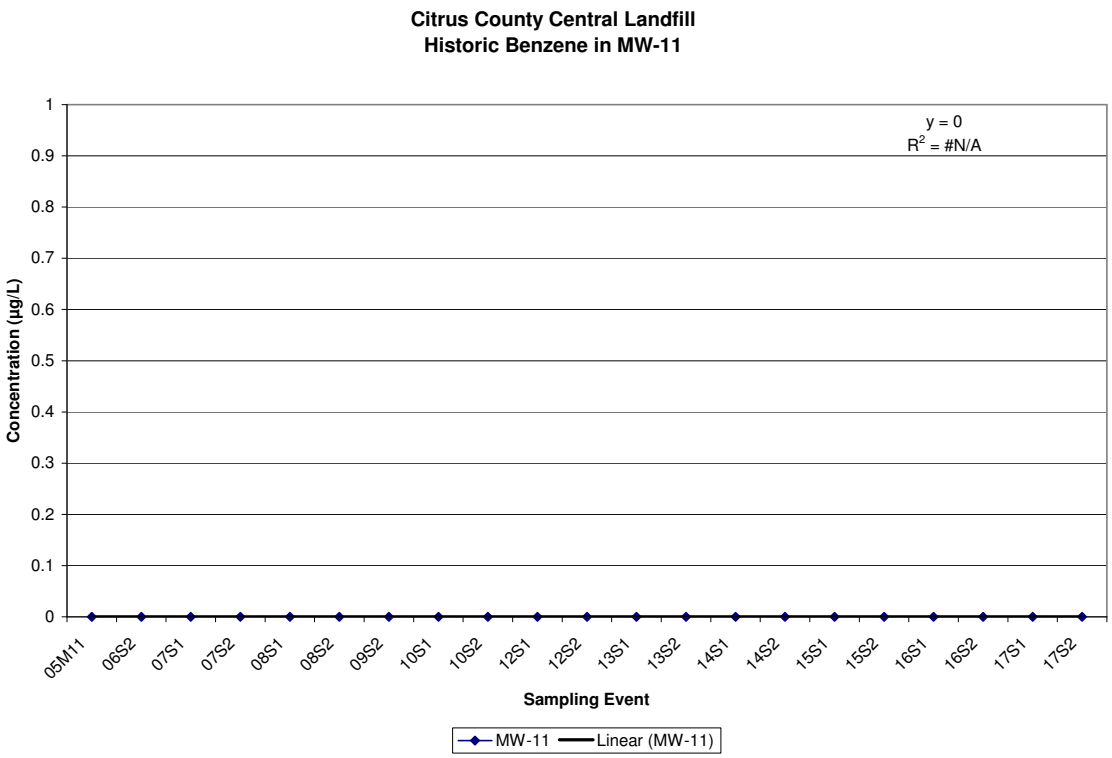
Citrus County Central Landfill
Historic Benzene in MW-11
y = 0
R2 = #N/A
Concentration (µg/L)
1
0.9
0.8
0.7
0.6
0.5
0.4
0.3
0.2
0.1
0
05M11
06S2
07S1
07S2
08S1
08S2
09S2
10S1
10S2
12S1
12S2
13S1
13S2
14S1
14S2
15S1
15S2
16S1
16S2
17S1
17S2
Sampling Event
MW-11
Linear (MW-11)

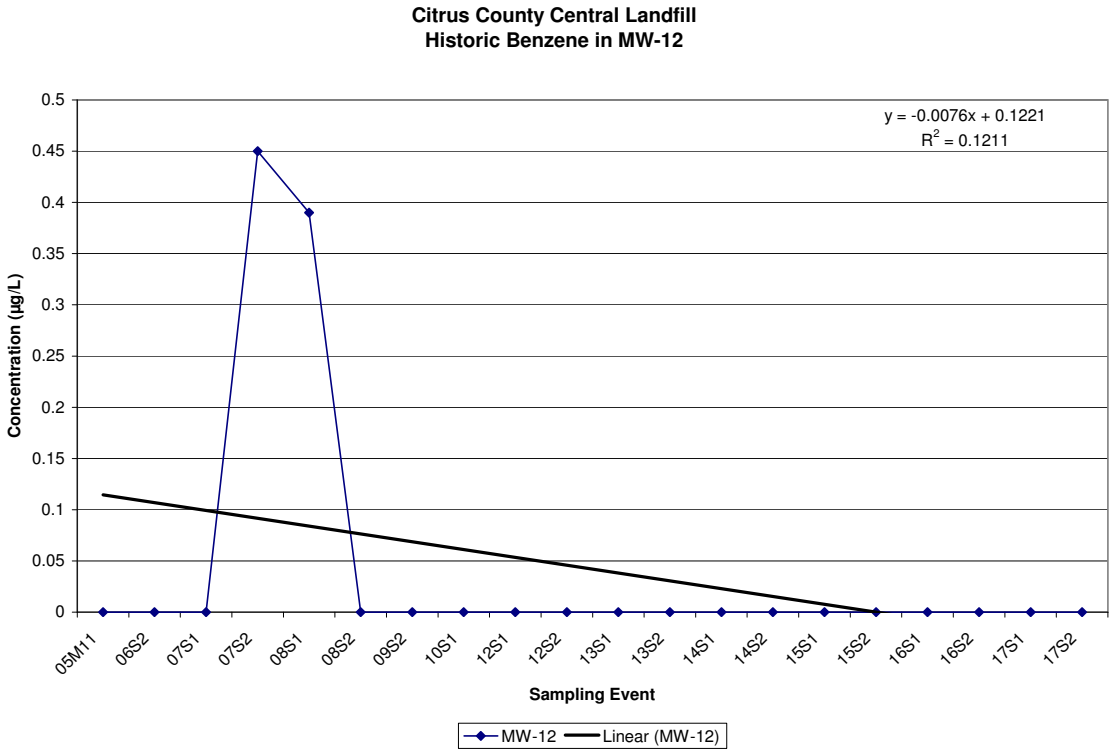
Citrus County Central Landfill
Historic Benzene in MW-12
y = -0.0076x + 0.1221
R2 = 0.1211
Concentration (µg/L)
0.5
0.45
0.4
0.35
0.3
0.25
0.2
0.15
0.1
0.05
0
05M11
06S2
07S1
07S2
08S1
08S2
09S2
10S1
12S1
12S2
13S1
13S2
14S1
14S2
15S1
15S2
16S1
16S2
17S1
17S2
Sampling Event
MW-12
Linear (MW-12)

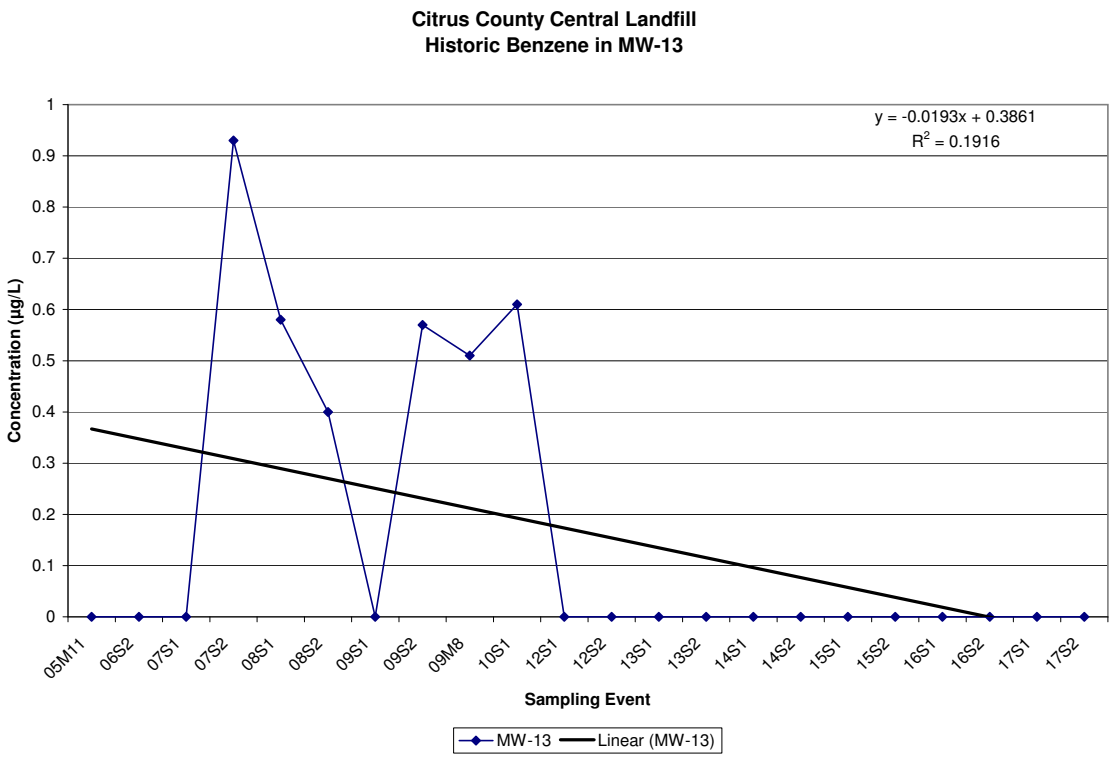
Citrus County Central Landfill
Historic Benzene in MW-13
y = -0.0193x + 0.3861
R2 = 0.1916
Concentration (µg/L)
1
0.9
0.8
0.7
0.6
0.5
0.4
0.3
0.2
0.1
0
05M11
06S2
07S1
07S2
08S1
08S2
09S1
09S2
09M8
10S1
12S1
12S2
13S1
13S2
14S1
14S2
15S1
15S2
16S1
16S2
17S1
17S2
Sampling Event
MW-13
Linear (MW-13)

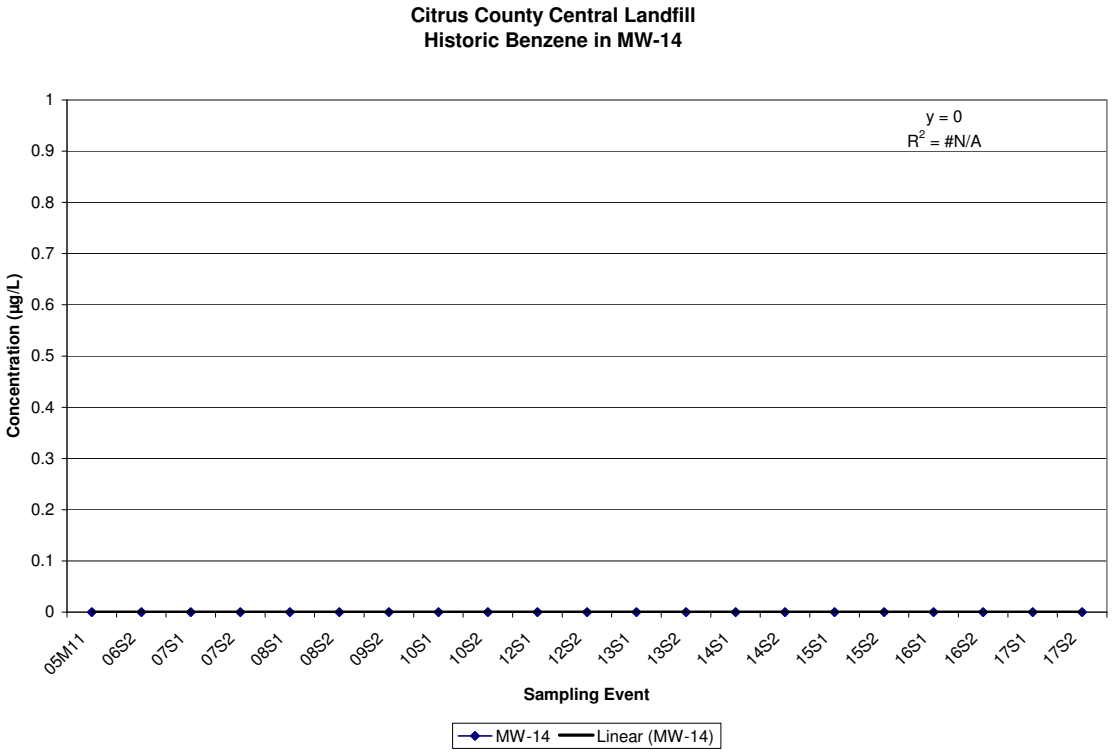
Citrus County Central Landfill
Historic Benzene in MW-14
y = 0
R2 = #N/A
Concentration (µg/L)
1
0.9
0.8
0.7
0.6
0.5
0.4
0.3
0.2
0.1
0
05M11
06S2
07S1
07S2
08S1
08S2
09S2
10S1
10S2
12S1
12S2
13S1
13S2
14S1
14S2
15S1
15S2
16S1
16S2
17S1
17S2
Sampling Event
MW-14
Linear (MW-14)

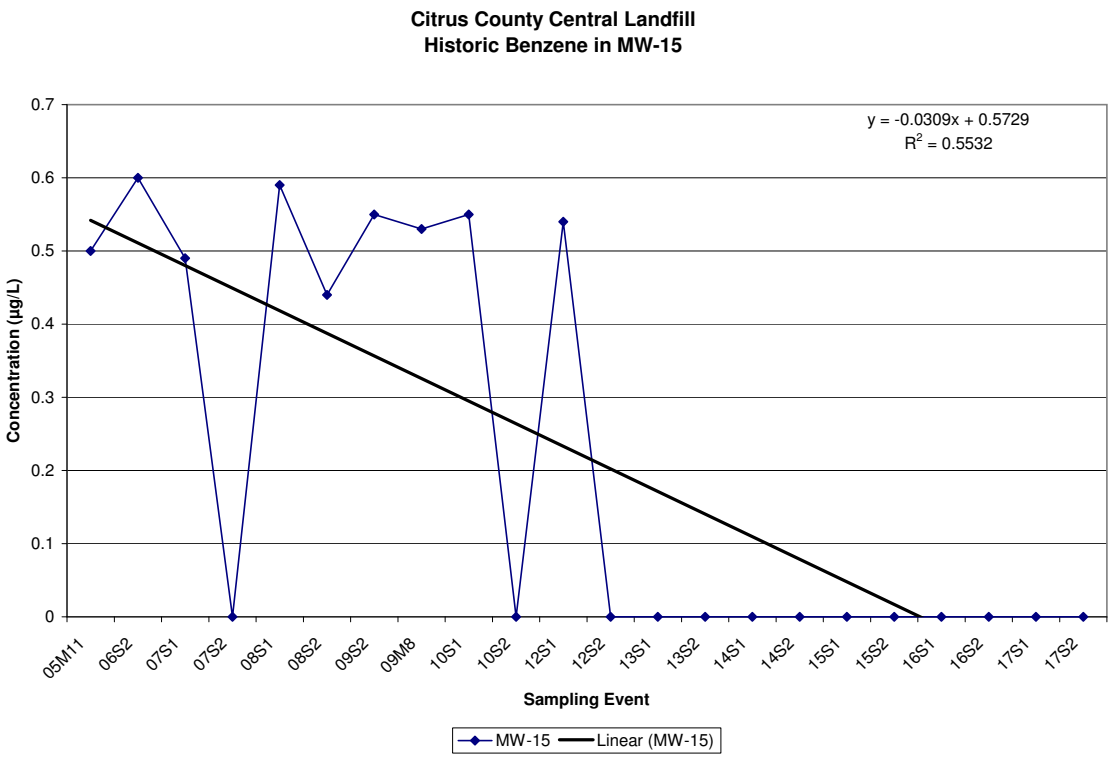
Citrus County Central Landfill
Historic Benzene in MW-15
y = -0.0309x + 0.5729
R2 = 0.5532
Concentration (µg/L)
0.7
0.6
0.5
0.4
0.3
0.2
0.1
0
05M11
06S2
07S1
07S2
08S1
08S2
09S2
09M8
10S1
10S2
12S1
12S2
13S1
13S2
14S1
14S2
15S1
15S2
16S1
16S2
17S1
17S2
Sampling Event
MW-15
Linear (MW-15)

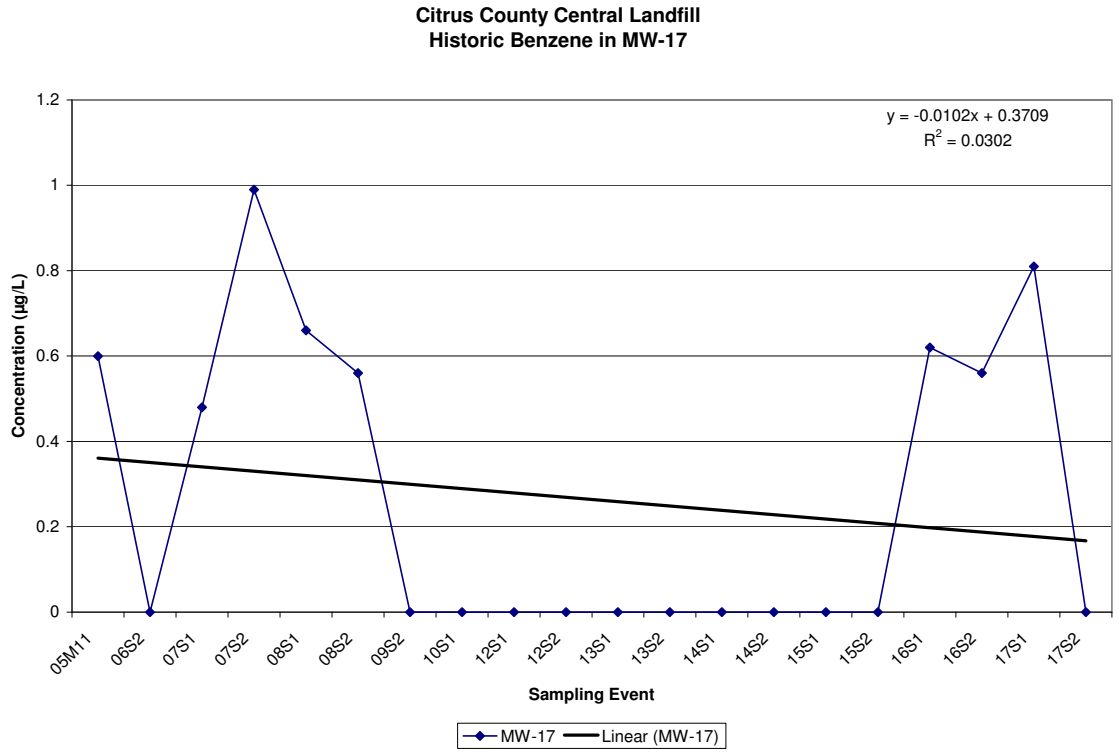
Citrus County Central Landfill
Historic Benzene in MW-17
y = -0.0102x + 0.3709
R2 = 0.0302
Concentration (µg/L)
1.2
1
0.8
0.6
0.4
0.2
0
05M11
06S2
07S1
07S2
08S1
08S2
09S2
10S1
12S1
12S2
13S1
13S2
14S1
14S2
15S1
15S2
16S1
16S2
17S1
17S2
Sampling Event
MW-17
Linear (MW-17)

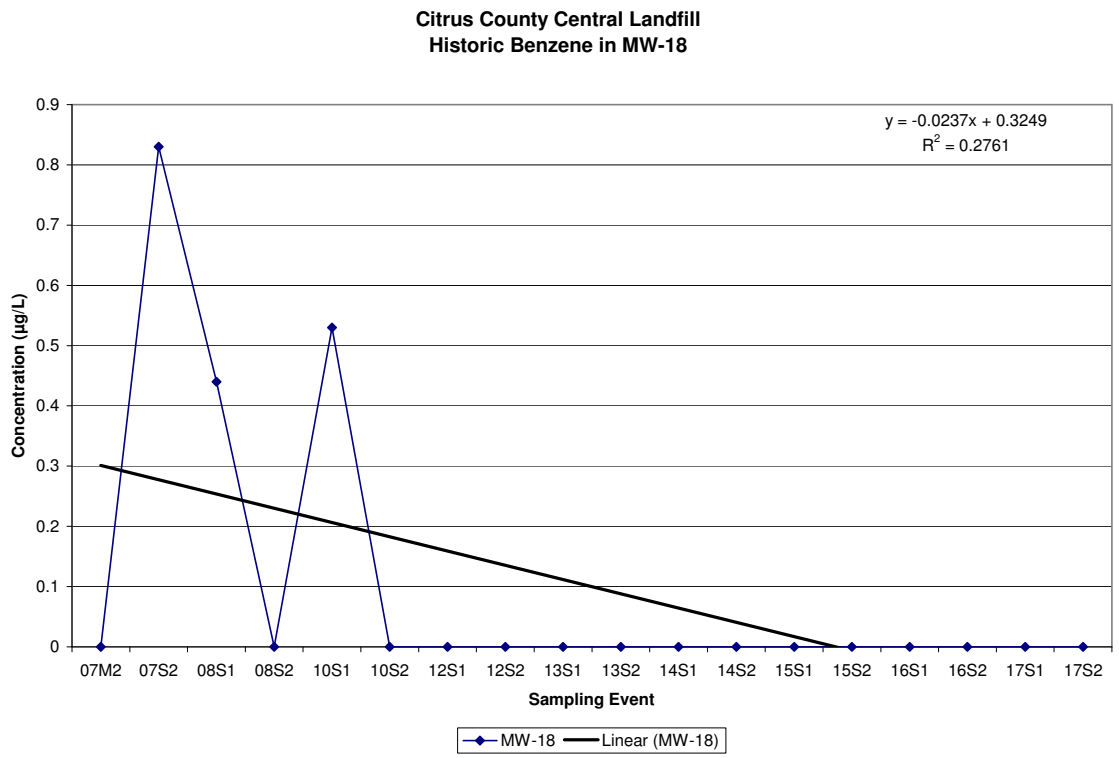
Citrus County Central Landfill
Historic Benzene in MW-18
y = -0.0237x + 0.3249
R2 = 0.2761
Concentration (µg/L)
0.9
0.8
0.7
0.6
0.5
0.4
0.3
0.2
0.1
0
07M2
07S2
08S1
08S2
10S1
10S2
12S1
12S2
13S1
13S2
14S1
14S2
15S1
15S2
16S1
16S2
17S1
17S2
Sampling Event
MW-18
Linear (MW-18)

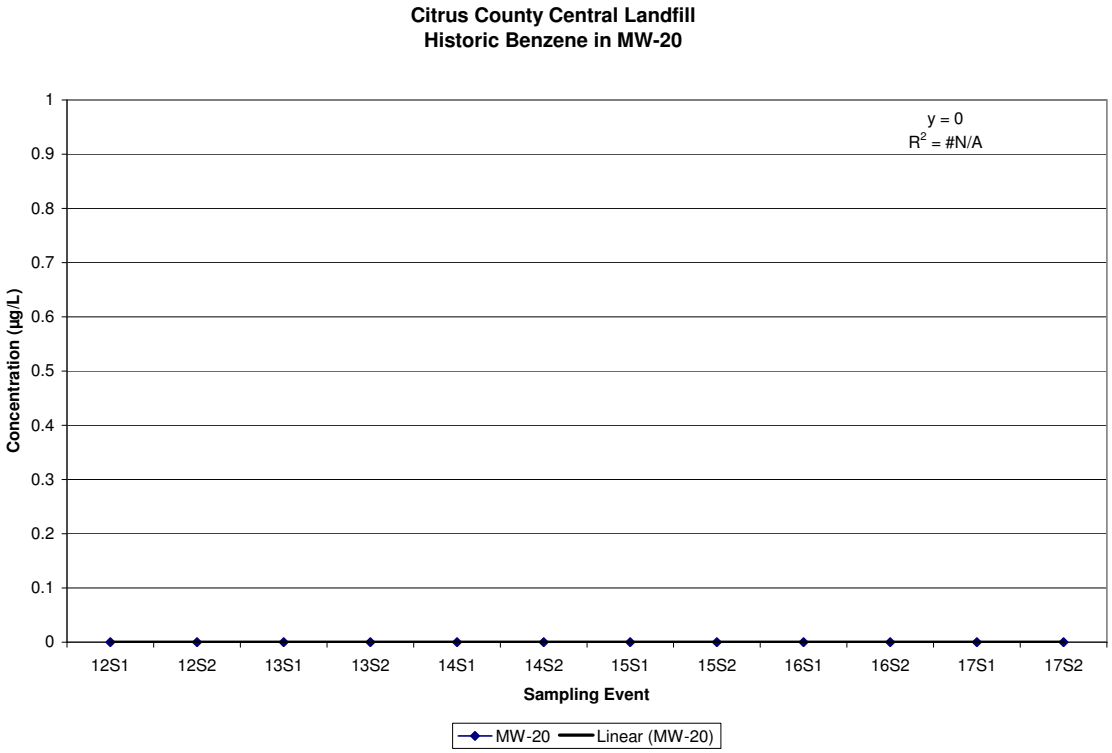
Citrus County Central Landfill
Historic Benzene in MW-20
y = 0
R2 = #N/A
Concentration (µg/L)
1
0.9
0.8
0.7
0.6
0.5
0.4
0.3
0.2
0.1
0
12S1
12S2
13S1
13S2
14S1
14S2
15S1
15S2
16S1
16S2
17S1
17S2
Sampling Event
MW-20
Linear (MW-20)

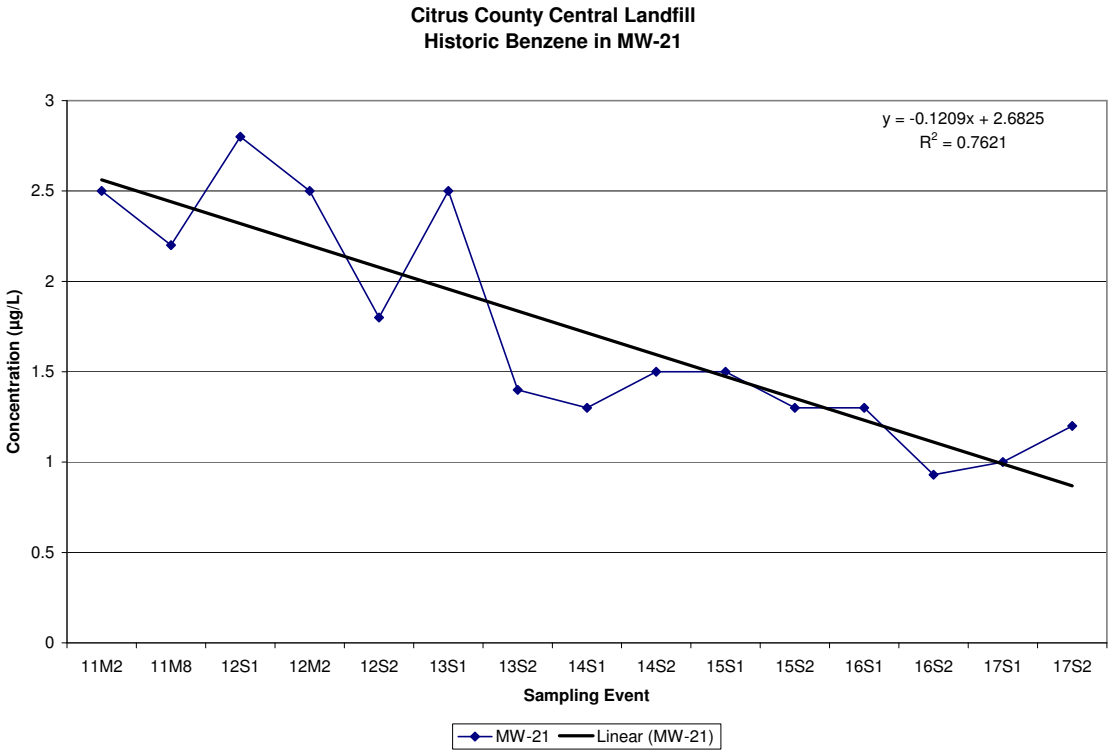
Citrus County Central Landfill
Historic Benzene in MW-21
y = -0.1209x + 2.6825
R2 = 0.7621
Concentration (µg/L)
3
2.5
2
1.5
1
0.5
0
11M2
11M8
12S1
12M2
12S2
13S1
13S2
14S1
14S2
15S1
15S2
16S1
16S2
17S1
17S2
Sampling Event
MW-21
Linear (MW-21)

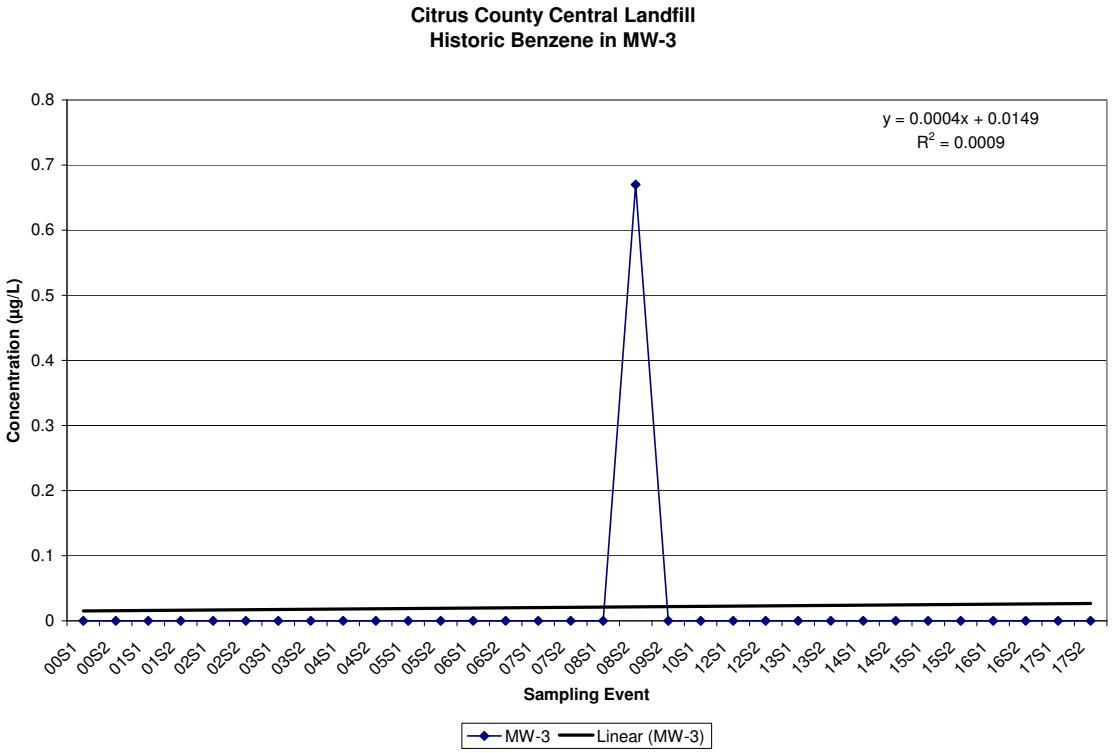
Citrus County Central Landfill
Historic Benzene in MW-3
y = 0.0004x + 0.0149
R2 = 0.0009
Concentration (µg/L)
0.8
0.7
0.6
0.5
0.4
0.3
0.2
0.1
0
00S1 00S2 01S1 01S2 02S1 02S2 03S1 03S2 04S1 04S2 05S1 05S2 06S1 06S2 07S1 07S2 08S1 08S2 09S2 10S1 12S1 12S2 13S1 13S2 14S1 14S2 15S1 15S2 16S1 16S2 17S1 17S2
Sampling Event
MW-3
Linear (MW-3)

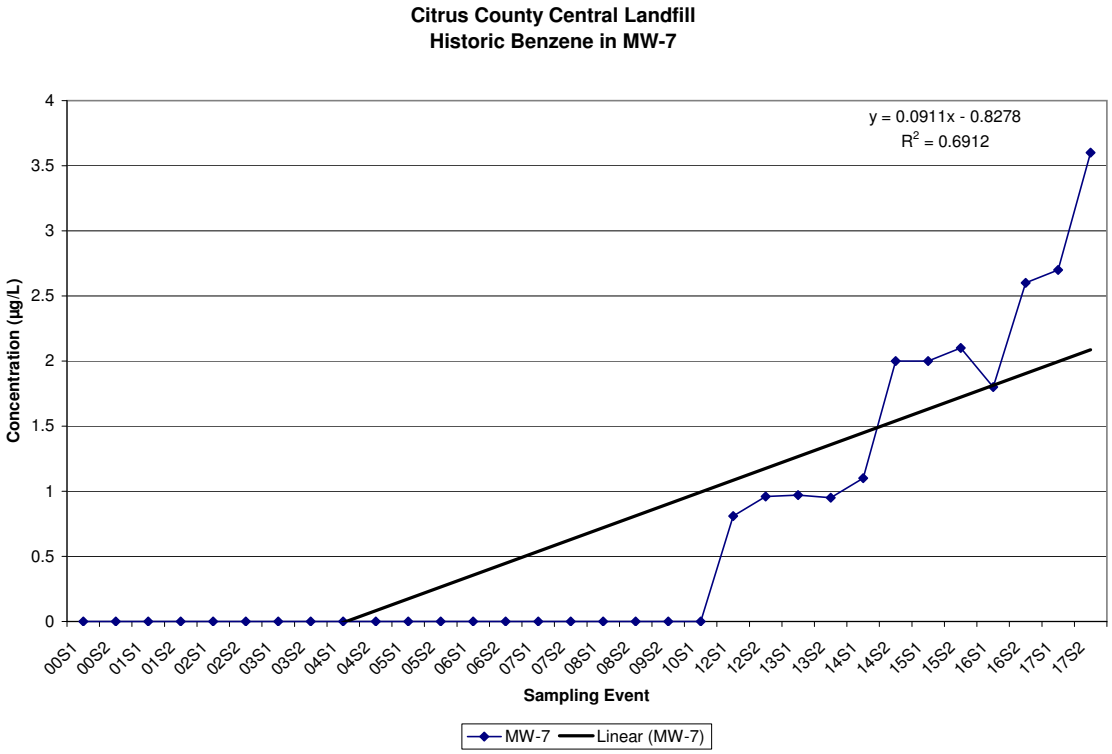
Citrus County Central Landfill
Historic Benzene in MW-7
y = 0.0911x - 0.8278
R2 = 0.6912
Concentration (µg/L)
4
3.5
3
2.5
2
1.5
1
0.5
0
00S1 00S2 01S1 01S2 02S1 02S2 03S1 03S2 04S1 04S2 05S1 05S2 06S1 06S2 07S1 07S2 08S1 08S2 09S2 10S1 12S1 12S2 13S1 13S2 14S1 14S2 15S1 15S2 16S1 16S2 17S1 17S2
Sampling Event
MW-7
Linear (MW-7)

Citrus County Central Landfill

Historical Chlorobenzene Data

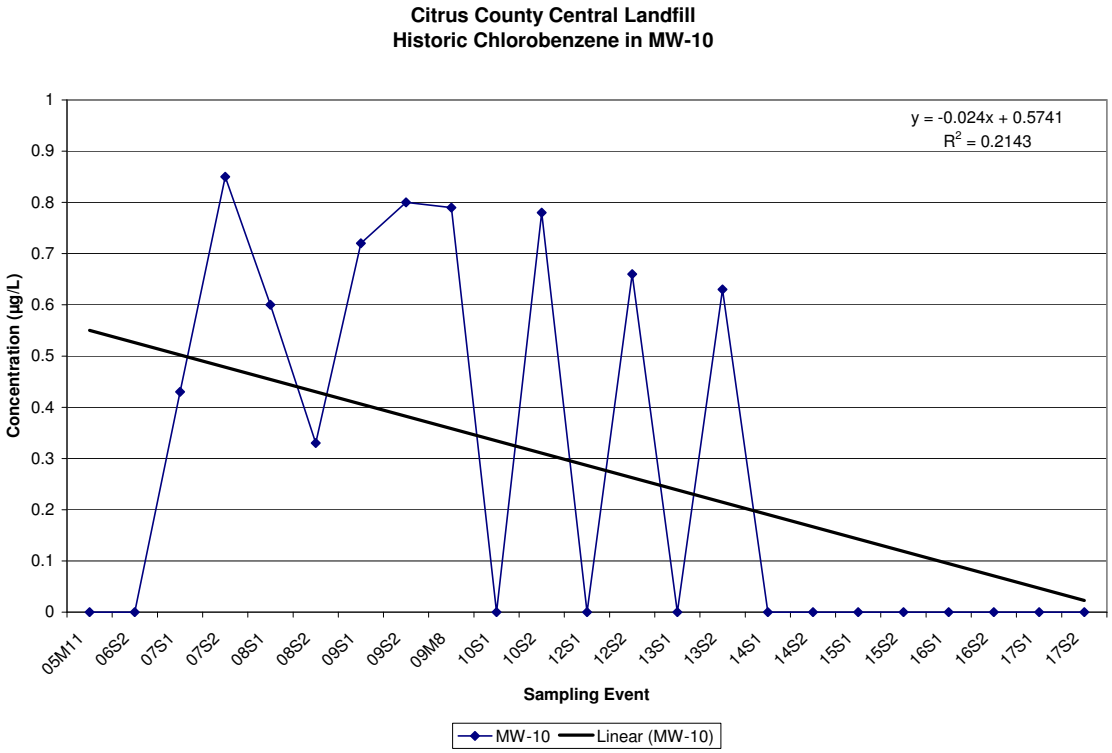
Citrus County Central Landfill
Historic Chlorobenzene in MW-10
y = -0.024x + 0.5741
R2 = 0.2143
Concentration (µg/L)
1
0.9
0.8
0.7
0.6
0.5
0.4
0.3
0.2
0.1
0
05M11
06S2
07S1
07S2
08S1
08S2
09S1
09S2
09M8
10S1
10S2
12S1
12S2
13S1
13S2
14S1
14S2
15S1
15S2
16S1
16S2
17S1
17S2
Sampling Event
MW-10
Linear (MW-10)

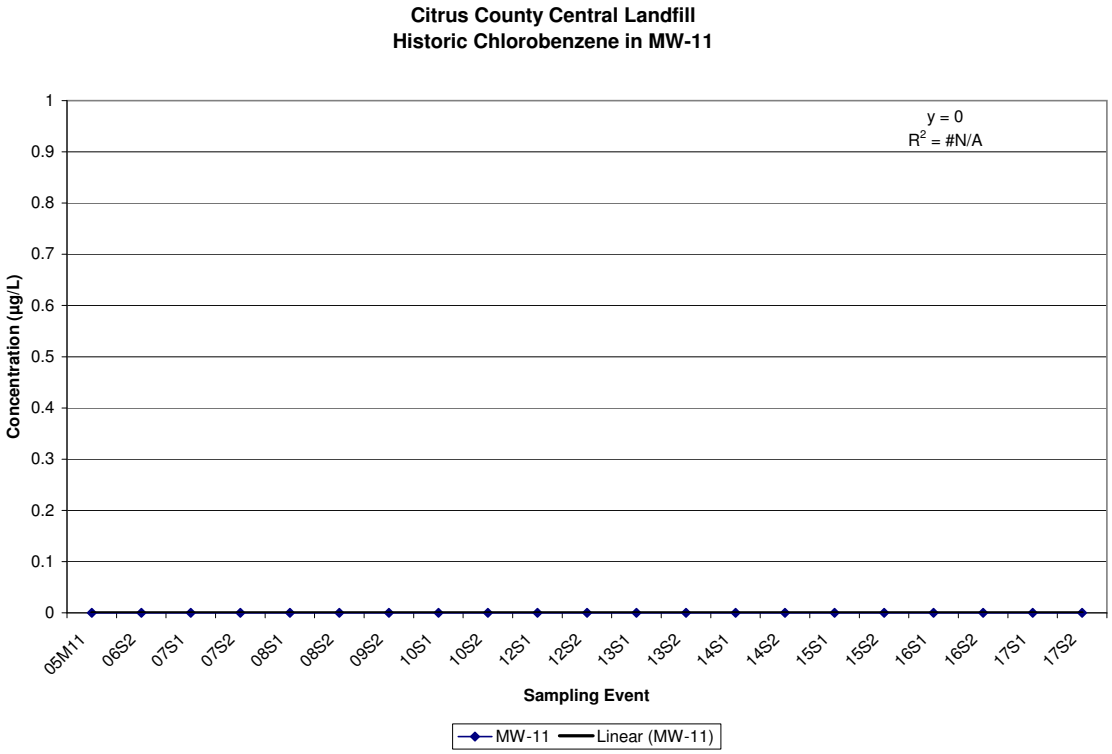
Citrus County Central Landfill
Historic Chlorobenzene in MW-11
y = 0
R2 = #N/A
Concentration (µg/L)
1
0.9
0.8
0.7
0.6
0.5
0.4
0.3
0.2
0.1
0
05M11
06S2
07S1
07S2
08S1
08S2
09S2
10S1
10S2
12S1
12S2
13S1
13S2
14S1
14S2
15S1
15S2
16S1
16S2
17S1
17S2
Sampling Event
MW-11
Linear (MW-11)

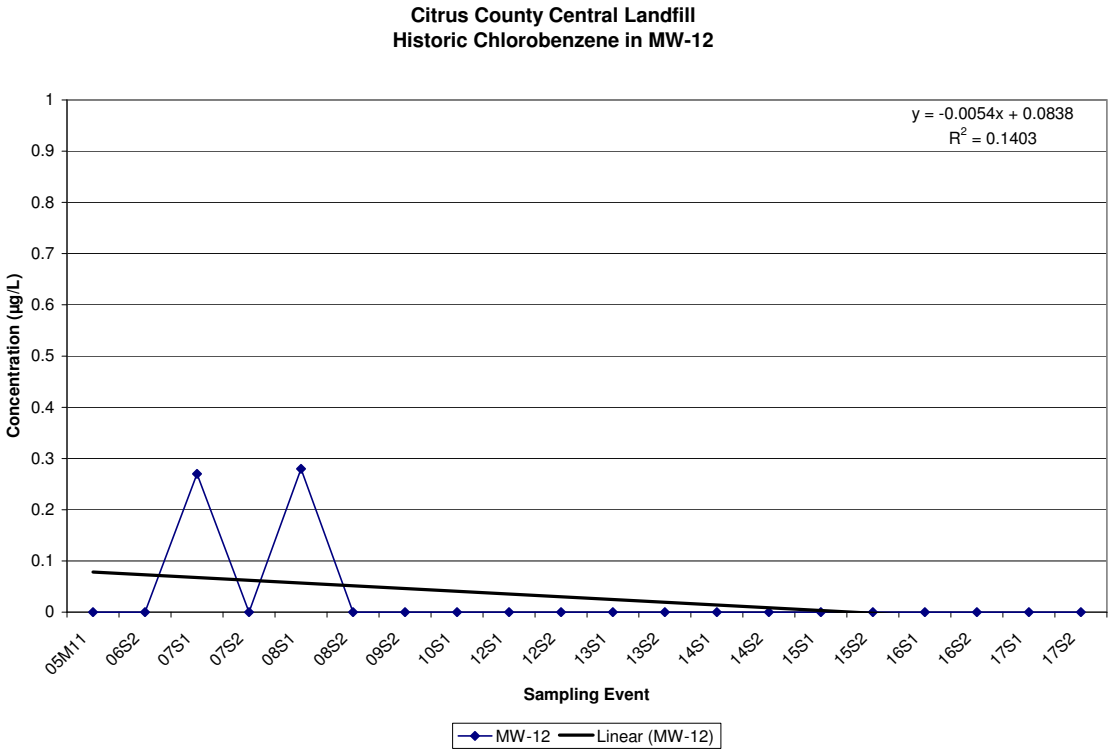
Citrus County Central Landfill
Historic Chlorobenzene in MW-12
y = -0.0054x + 0.0838
R2 = 0.1403
Concentration (µg/L)
1
0.9
0.8
0.7
0.6
0.5
0.4
0.3
0.2
0.1
0
05M11
06S2
07S1
07S2
08S1
08S2
09S2
10S1
12S1
12S2
13S1
13S2
14S1
14S2
15S1
15S2
16S1
16S2
17S1
17S2
Sampling Event
MW-12
Linear (MW-12)

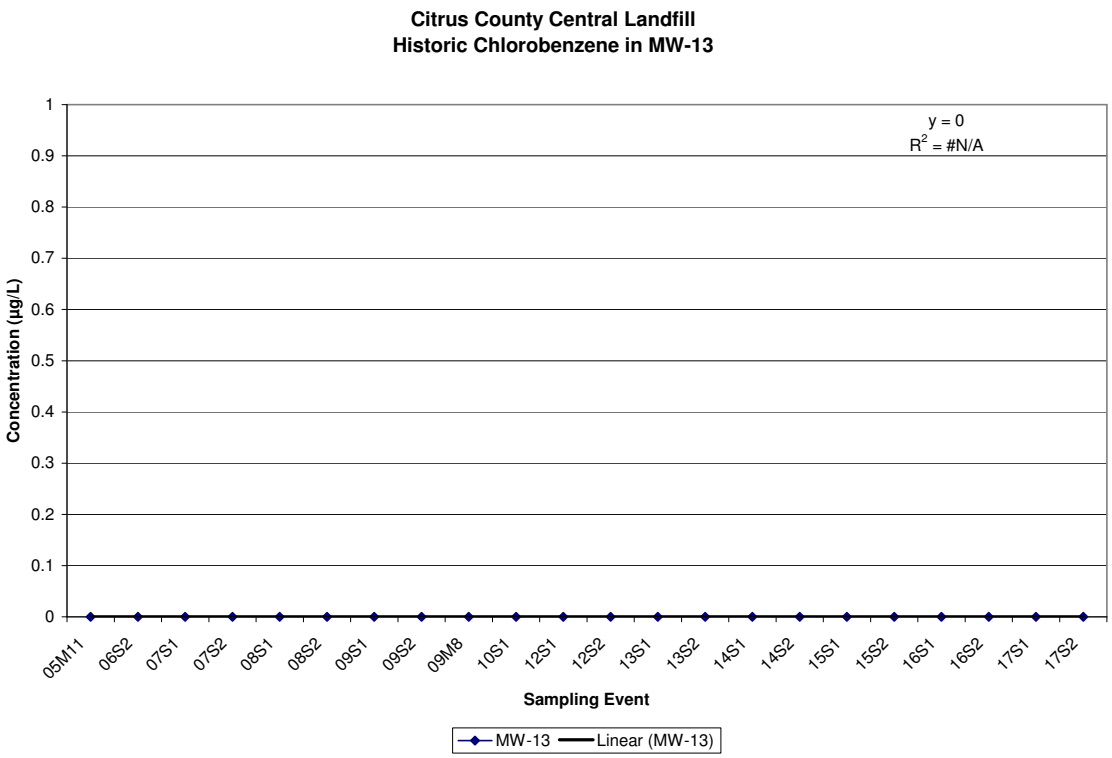
Citrus County Central Landfill
Historic Chlorobenzene in MW-13
y = 0
R2 = #N/A
Concentration (µg/L)
1
0.9
0.8
0.7
0.6
0.5
0.4
0.3
0.2
0.1
0
05M11
06S2
07S1
07S2
08S1
08S2
09S1
09S2
09M8
10S1
12S1
12S2
13S1
13S2
14S1
14S2
15S1
15S2
16S1
16S2
17S1
17S2
Sampling Event
MW-13
Linear (MW-13)

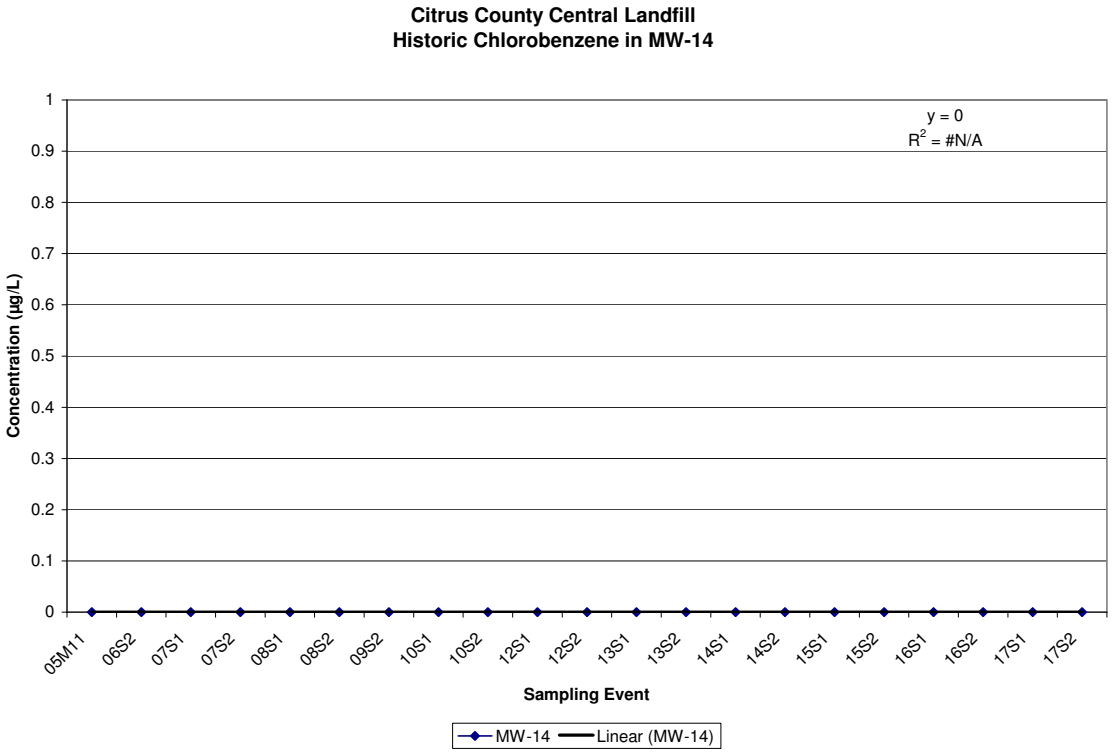
Citrus County Central Landfill
Historic Chlorobenzene in MW-14
y = 0
R2 = #N/A
Concentration (µg/L)
1
0.9
0.8
0.7
0.6
0.5
0.4
0.3
0.2
0.1
0
05M11
06S2
07S1
07S2
08S1
08S2
09S2
10S1
10S2
12S1
12S2
13S1
13S2
14S1
14S2
15S1
15S2
16S1
16S2
17S1
17S2
Sampling Event
MW-14
Linear (MW-14)

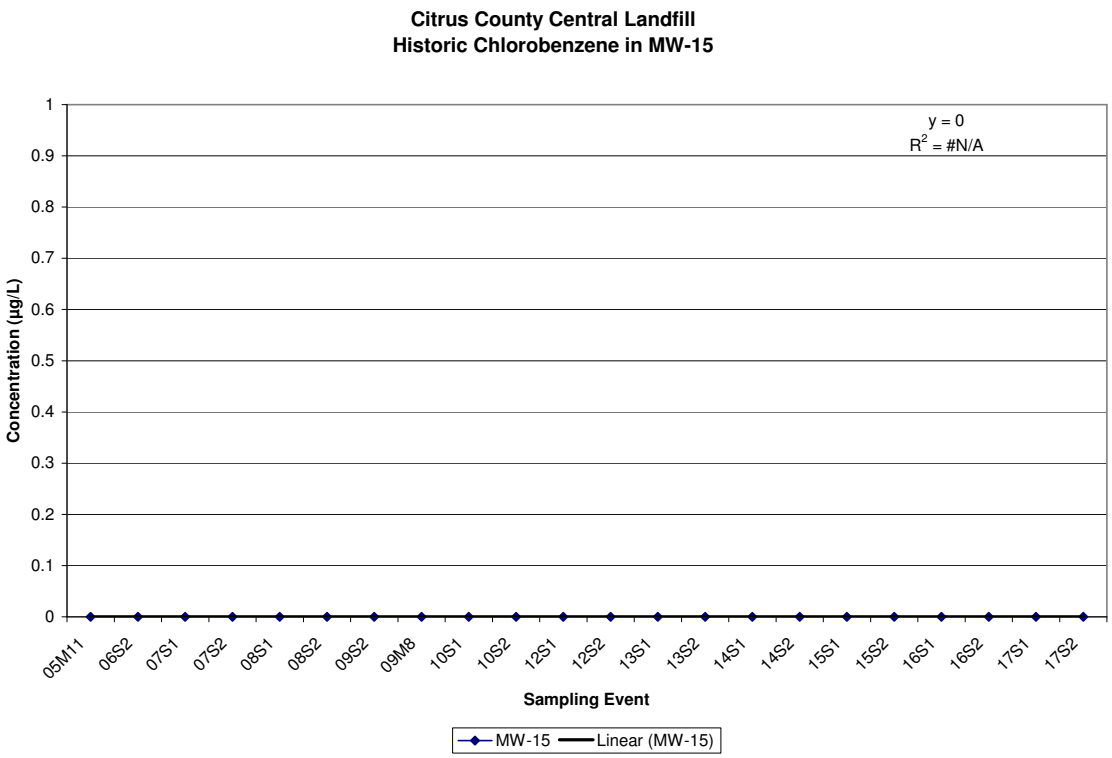
Citrus County Central Landfill
Historic Chlorobenzene in MW-15
y = 0
R2 = #N/A
Concentration (µg/L)
1
0.9
0.8
0.7
0.6
0.5
0.4
0.3
0.2
0.1
0
05M11
06S2
07S1
07S2
08S1
08S2
09S2
09M8
10S1
10S2
12S1
12S2
13S1
13S2
14S1
14S2
15S1
15S2
16S1
16S2
17S1
17S2
Sampling Event
MW-15
Linear (MW-15)

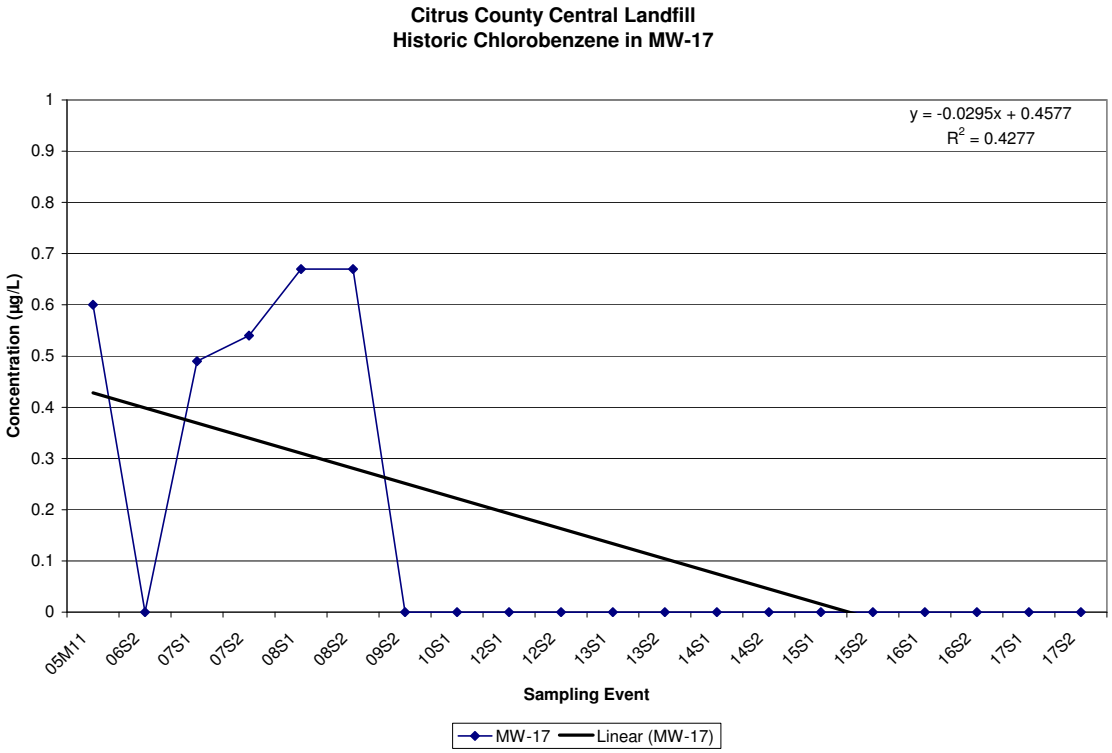
Citrus County Central Landfill
Historic Chlorobenzene in MW-17
y = -0.0295x + 0.4577
R2 = 0.4277
Concentration (µg/L)
1
0.9
0.8
0.7
0.6
0.5
0.4
0.3
0.2
0.1
0
05M11
06S2
07S1
07S2
08S1
08S2
09S2
10S1
12S1
12S2
13S1
13S2
14S1
14S2
15S1
15S2
16S1
16S2
17S1
17S2
Sampling Event
MW-17
Linear (MW-17)

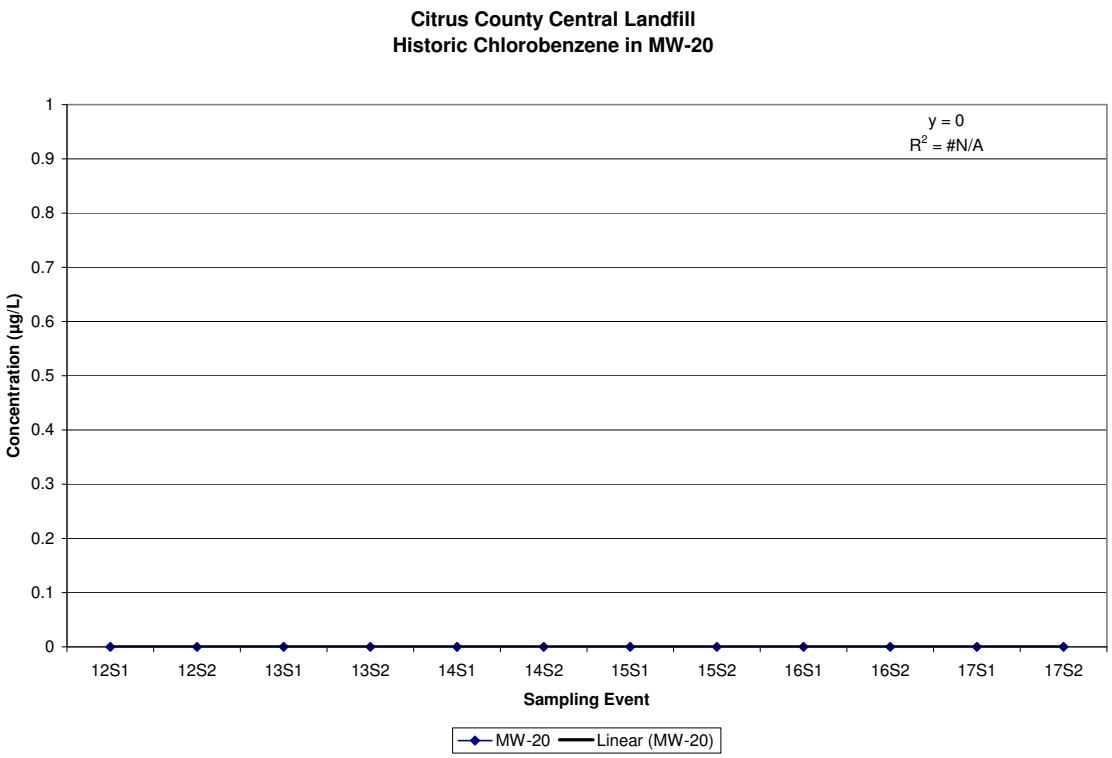
Citrus County Central Landfill
Historic Chlorobenzene in MW-20
y = 0
R2 = #N/A
Concentration (µg/L)
1
0.9
0.8
0.7
0.6
0.5
0.4
0.3
0.2
0.1
0
12S1
12S2
13S1
13S2
14S1
14S2
15S1
15S2
16S1
16S2
17S1
17S2
Sampling Event
MW-20
Linear (MW-20)

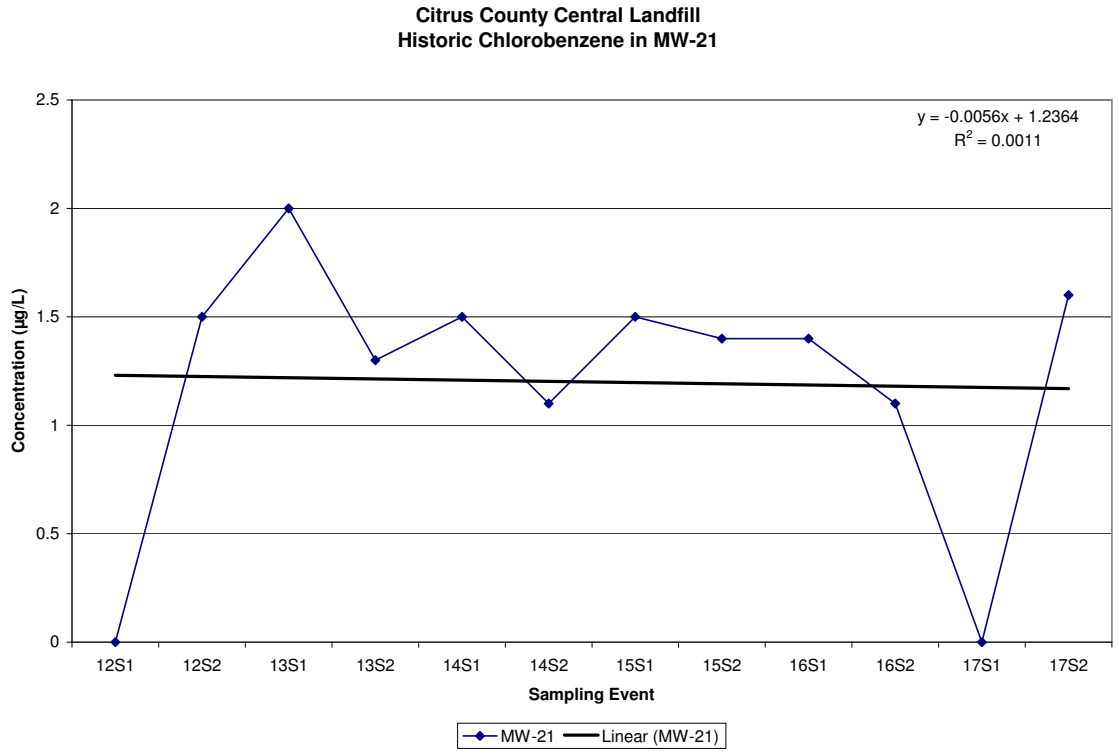
Citrus County Central Landfill
Historic Chlorobenzene in MW-21
y = -0.0056x + 1.2364
R2 = 0.0011
Concentration (µg/L)
2.5
2
1.5
1
0.5
0
12S1
12S2
13S1
13S2
14S1
14S2
15S1
15S2
16S1
16S2
17S1
17S2
Sampling Event
MW-21
Linear (MW-21)

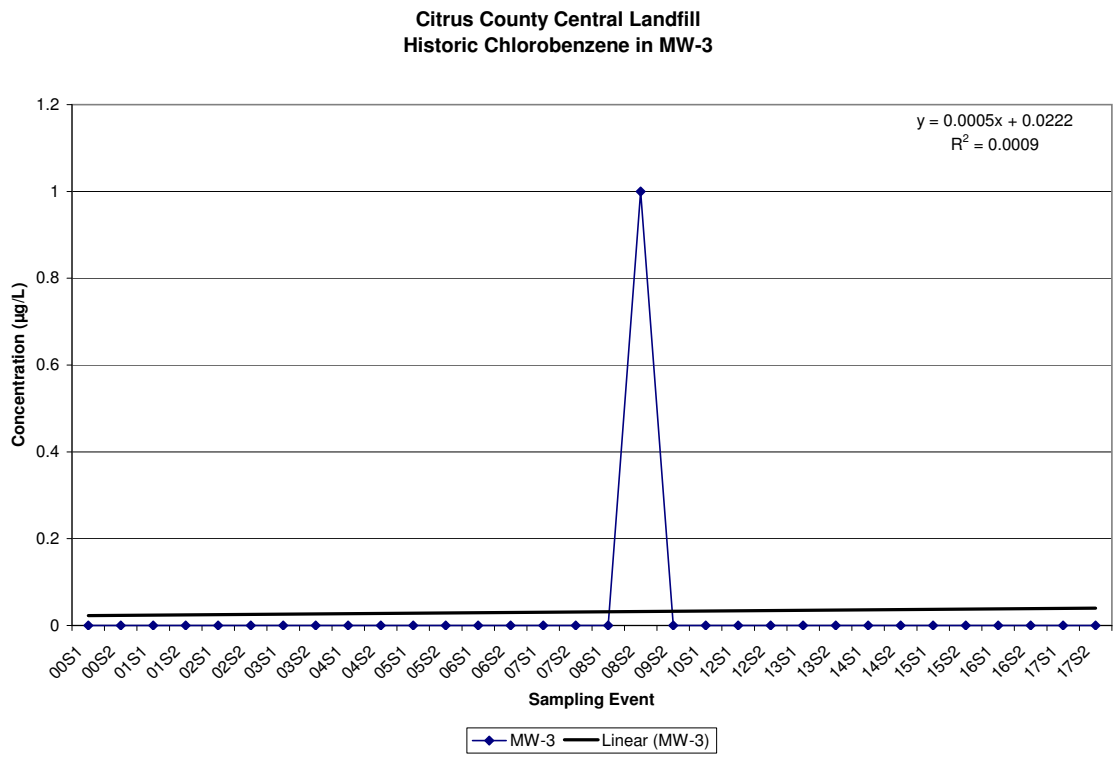
Citrus County Central Landfill
Historic Chlorobenzene in MW-3
y = 0.0005x + 0.0222
R2 = 0.0009
Concentration (µg/L)
1.2
1
0.8
0.6
0.4
0.2
0
00S1
00S2
01S1
01S2
02S1
02S2
03S1
03S2
04S1
04S2
05S1
05S2
06S1
06S2
07S1
07S2
08S1
08S2
09S2
10S1
12S1
12S2
13S1
13S2
14S1
14S2
15S1
15S2
16S1
16S2
17S1
17S2
Sampling Event
MW-3
Linear (MW-3)

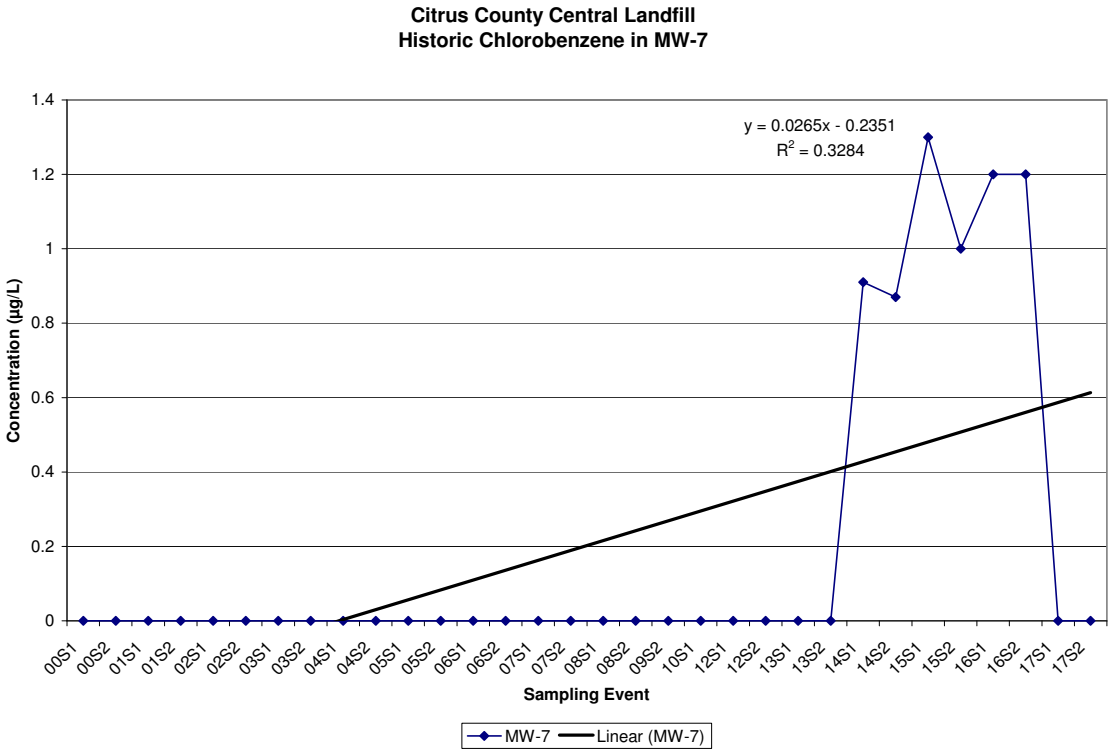
Citrus County Central Landfill
Historic Chlorobenzene in MW-7
y = 0.0265x - 0.2351
R2 = 0.3284
Concentration (µg/L)
1.4
1.2
1
0.8
0.6
0.4
0.2
0
00S1
00S2
01S1
01S2
02S1
02S2
03S1
03S2
04S1
04S2
05S1
05S2
06S1
06S2
07S1
07S2
08S1
08S2
09S2
10S1
12S1
12S2
13S1
13S2
14S1
14S2
15S1
15S2
16S1
16S2
17S1
17S2
Sampling Event
MW-7
Linear (MW-7)

Citrus County Central Landfill

Historical Ethylbenzene Data

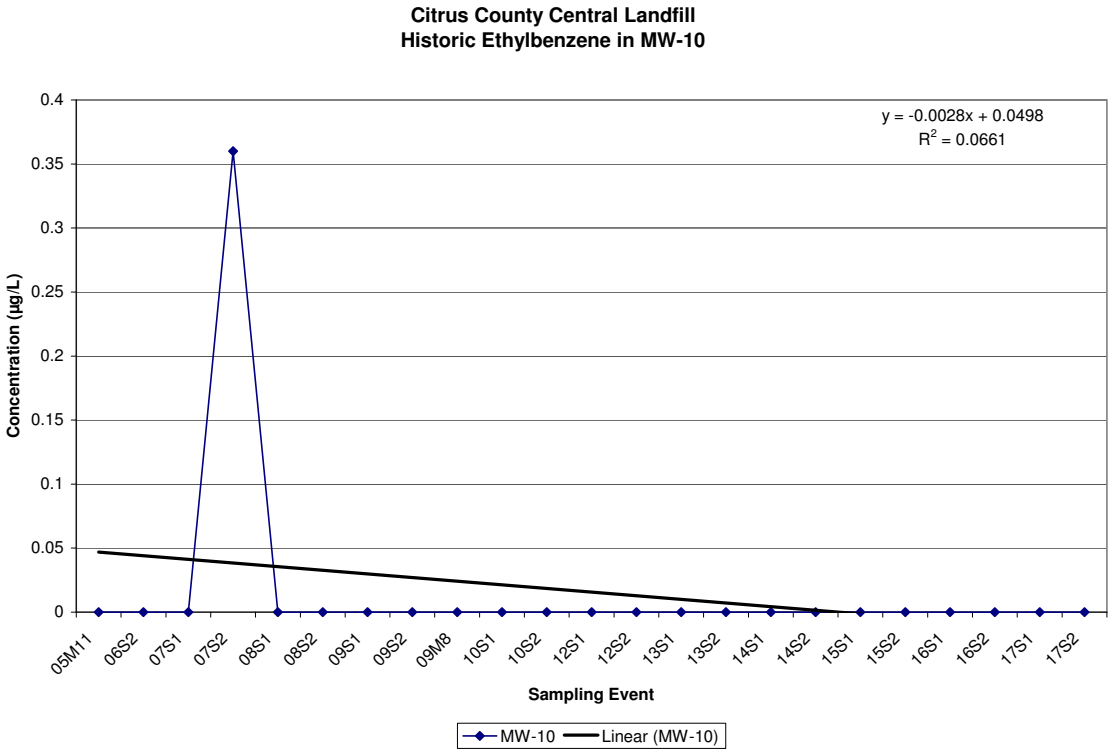
Citrus County Central Landfill
Historic Ethylbenzene in MW-10
y = -0.0028x + 0.0498
R2 = 0.0661
Concentration (µg/L)
0.4
0.35
0.3
0.25
0.2
0.15
0.1
0.05
0
05M11
06S2
07S1
07S2
08S1
08S2
09S1
09S2
09M8
10S1
10S2
12S1
12S2
13S1
13S2
14S1
14S2
15S1
15S2
16S1
16S2
17S1
17S2
Sampling Event
MW-10
Linear (MW-10)

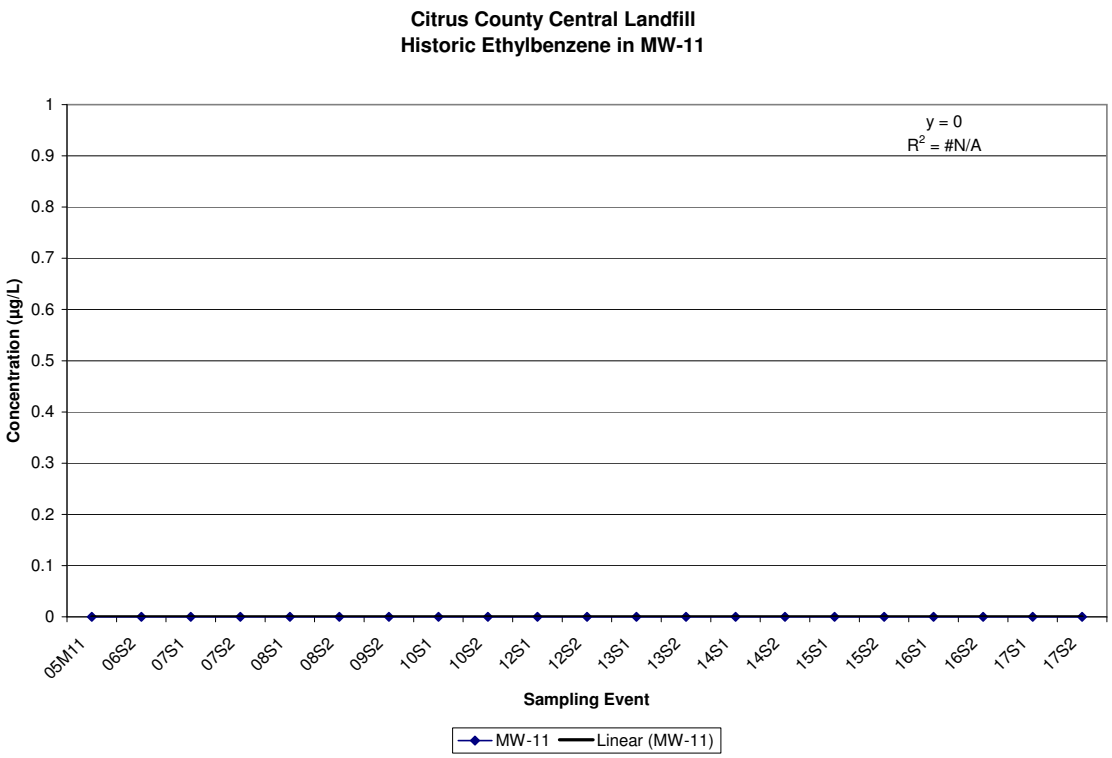
Citrus County Central Landfill
Historic Ethylbenzene in MW-11
y = 0
R2 = #N/A
Concentration (µg/L)
1
0.9
0.8
0.7
0.6
0.5
0.4
0.3
0.2
0.1
0
05M11
06S2
07S1
07S2
08S1
08S2
09S2
10S1
10S2
12S1
12S2
13S1
13S2
14S1
14S2
15S1
15S2
16S1
16S2
17S1
17S2
Sampling Event
MW-11
Linear (MW-11)

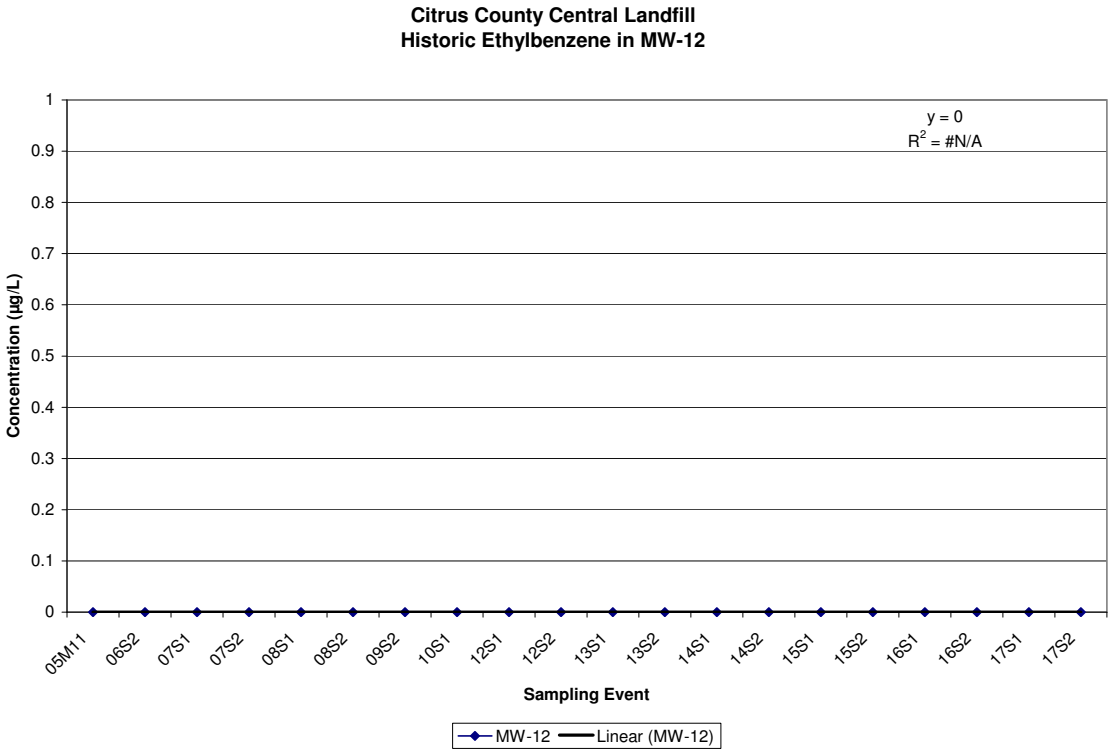
Citrus County Central Landfill
Historic Ethylbenzene in MW-12
y = 0
R2 = #N/A
Concentration (µg/L)
1
0.9
0.8
0.7
0.6
0.5
0.4
0.3
0.2
0.1
0
05M11
06S2
07S1
07S2
08S1
08S2
09S2
10S1
12S1
12S2
13S1
13S2
14S1
14S2
15S1
15S2
16S1
16S2
17S1
17S2
Sampling Event
MW-12
Linear (MW-12)

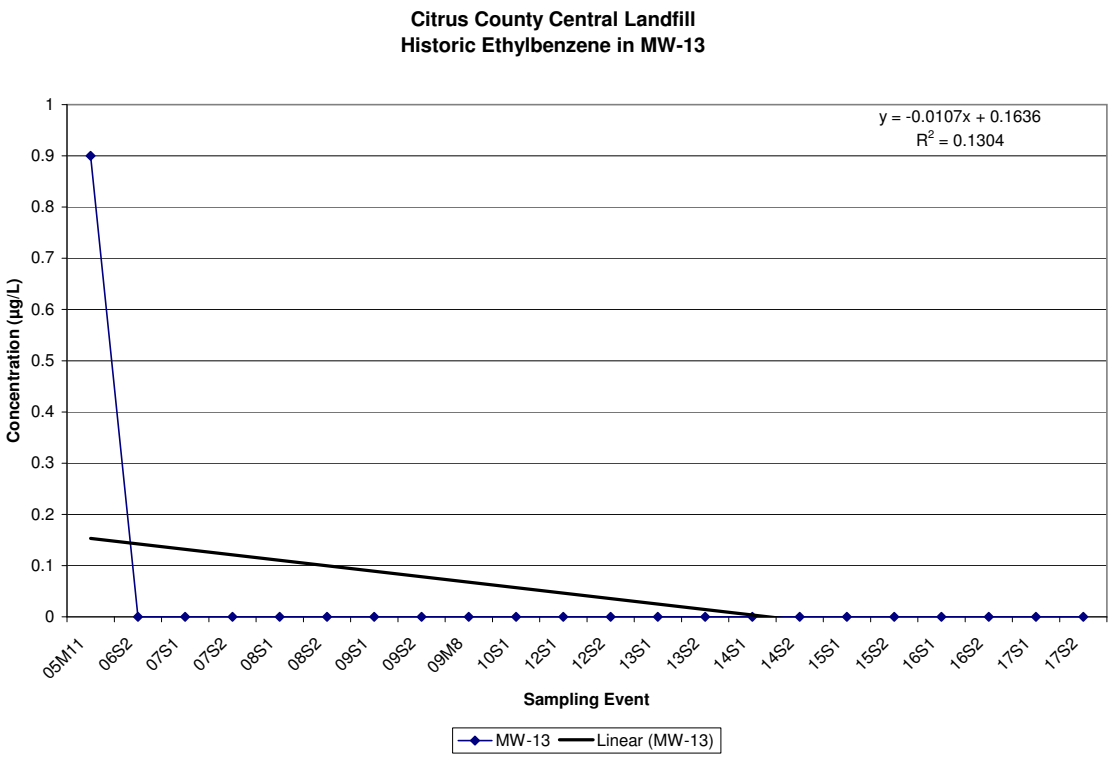
Citrus County Central Landfill
Historic Ethylbenzene in MW-13
y = -0.0107x + 0.1636
R2 = 0.1304
Concentration (µg/L)
1
0.9
0.8
0.7
0.6
0.5
0.4
0.3
0.2
0.1
0
05M11
06S2
07S1
07S2
08S1
08S2
09S1
09S2
09M8
10S1
12S1
12S2
13S1
13S2
14S1
14S2
15S1
15S2
16S1
16S2
17S1
17S2
Sampling Event
MW-13
Linear (MW-13)

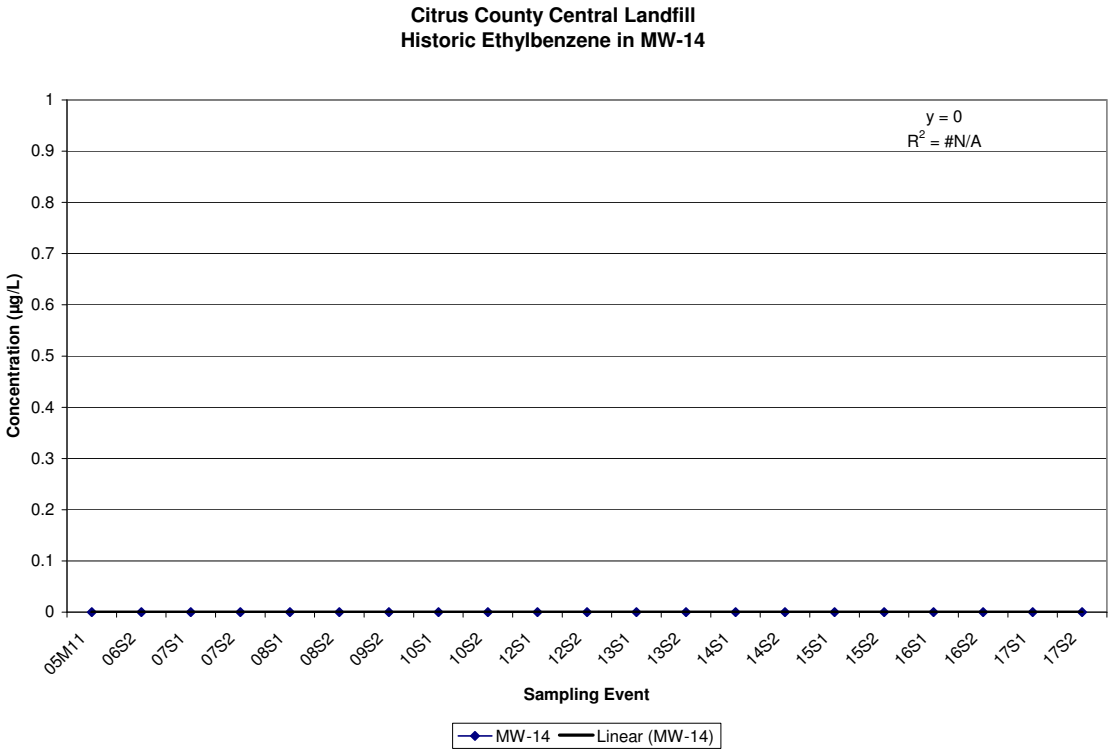
Citrus County Central Landfill
Historic Ethylbenzene in MW-14
y = 0
R2 = #N/A
Concentration (µg/L)
1
0.9
0.8
0.7
0.6
0.5
0.4
0.3
0.2
0.1
0
05M11
06S2
07S1
07S2
08S1
08S2
09S2
10S1
10S2
12S1
12S2
13S1
13S2
14S1
14S2
15S1
15S2
16S1
16S2
17S1
17S2
Sampling Event
MW-14
Linear (MW-14)

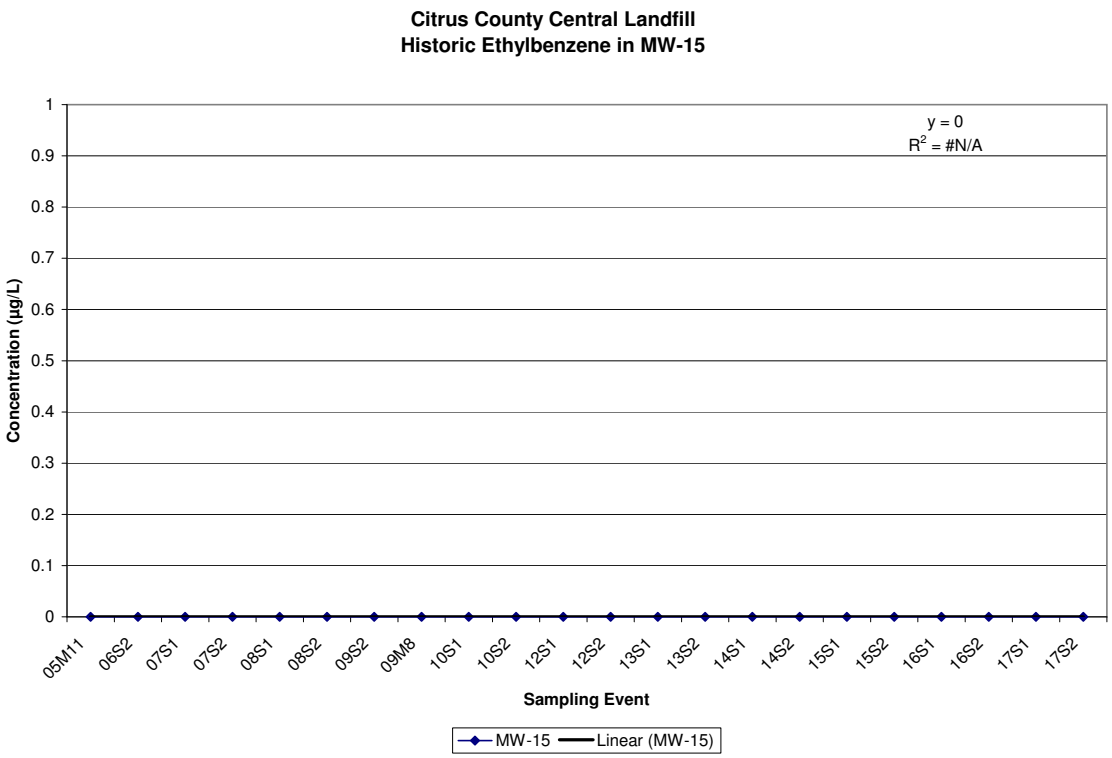
Citrus County Central Landfill
Historic Ethylbenzene in MW-15
y = 0
R2 = #N/A
Concentration (µg/L)
1
0.9
0.8
0.7
0.6
0.5
0.4
0.3
0.2
0.1
0
05M11
06S2
07S1
07S2
08S1
08S2
09S2
09M8
10S1
10S2
12S1
12S2
13S1
13S2
14S1
14S2
15S1
15S2
16S1
16S2
17S1
17S2
Sampling Event
MW-15
Linear (MW-15)

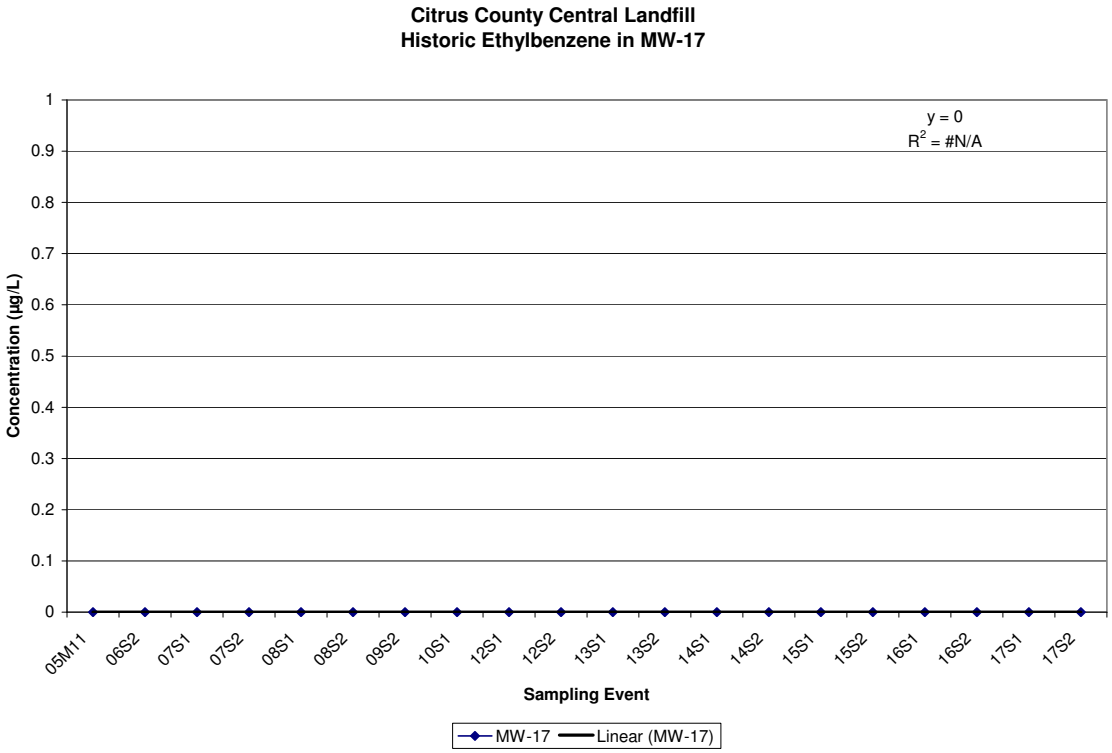
Citrus County Central Landfill
Historic Ethylbenzene in MW-17
y = 0
R2 = #N/A
Concentration (µg/L)
1
0.9
0.8
0.7
0.6
0.5
0.4
0.3
0.2
0.1
0
05M11
06S2
07S1
07S2
08S1
08S2
09S2
10S1
12S1
12S2
13S1
13S2
14S1
14S2
15S1
15S2
16S1
16S2
17S1
17S2
Sampling Event
MW-17
Linear (MW-17)

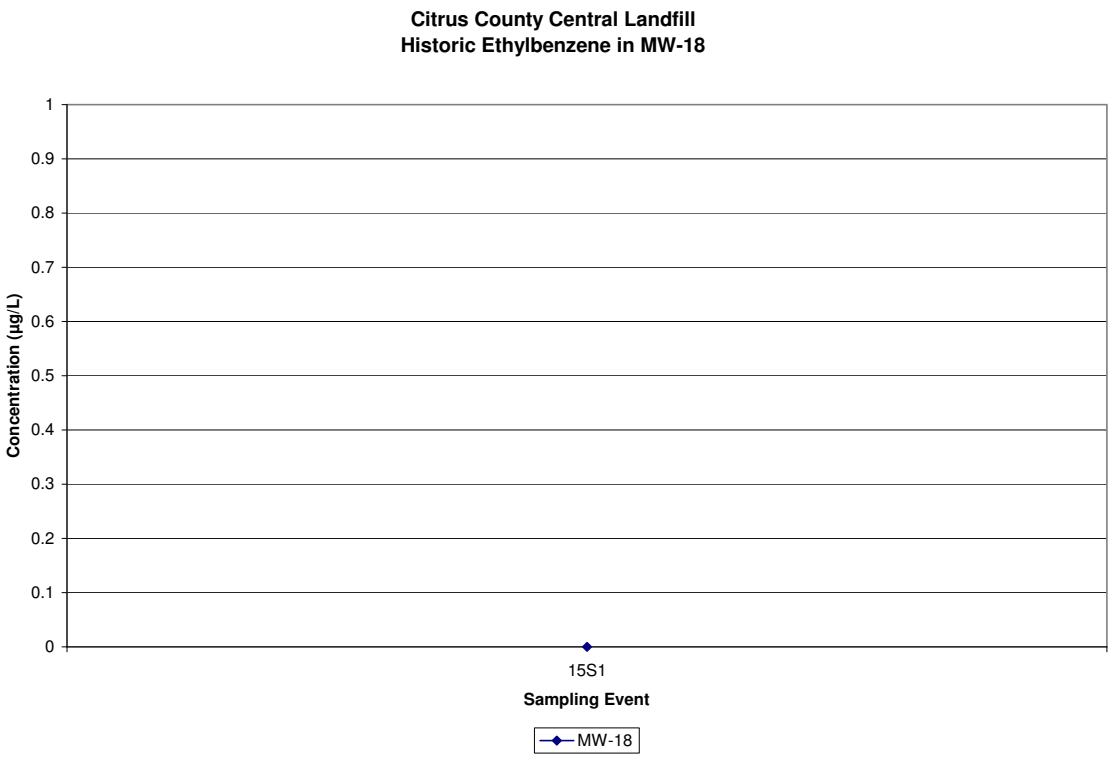
Citrus County Central Landfill
Historic Ethylbenzene in MW-18
Concentration (µg/L)
1
0.9
0.8
0.7
0.6
0.5
0.4
0.3
0.2
0.1
0
15S1
Sampling Event
MW-18

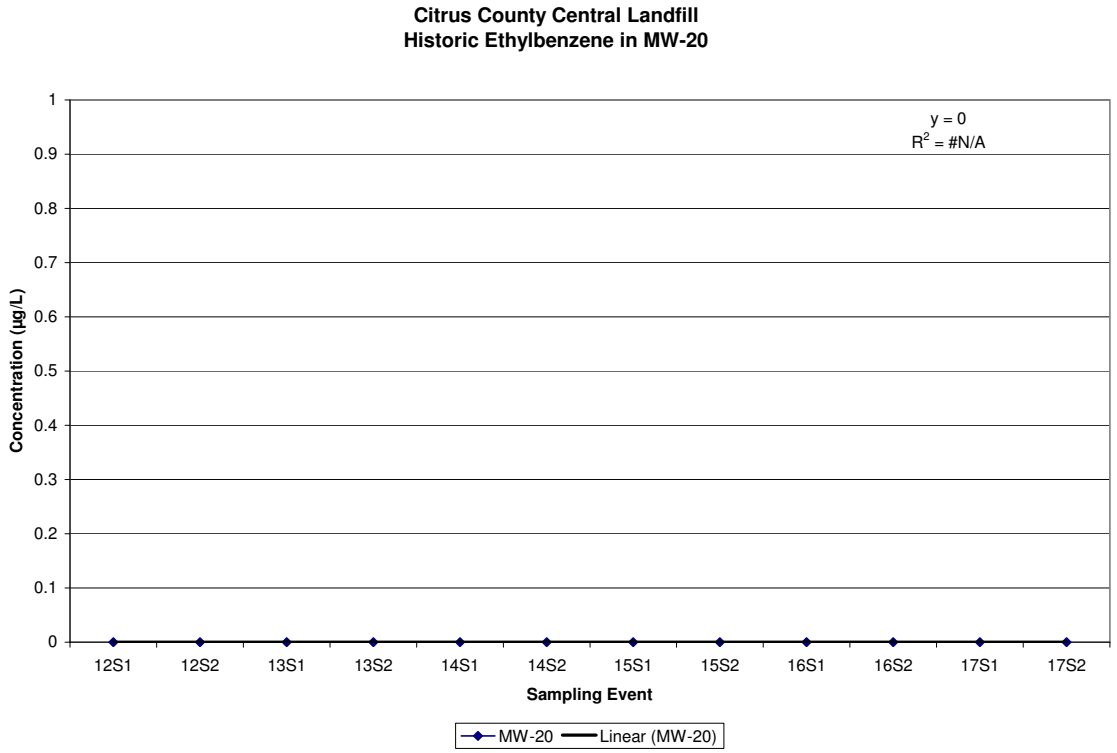
Citrus County Central Landfill
Historic Ethylbenzene in MW-20
y = 0
R2 = #N/A
Concentration (µg/L)
1
0.9
0.8
0.7
0.6
0.5
0.4
0.3
0.2
0.1
0
12S1
12S2
13S1
13S2
14S1
14S2
15S1
15S2
16S1
16S2
17S1
17S2
Sampling Event
MW-20
Linear (MW-20)

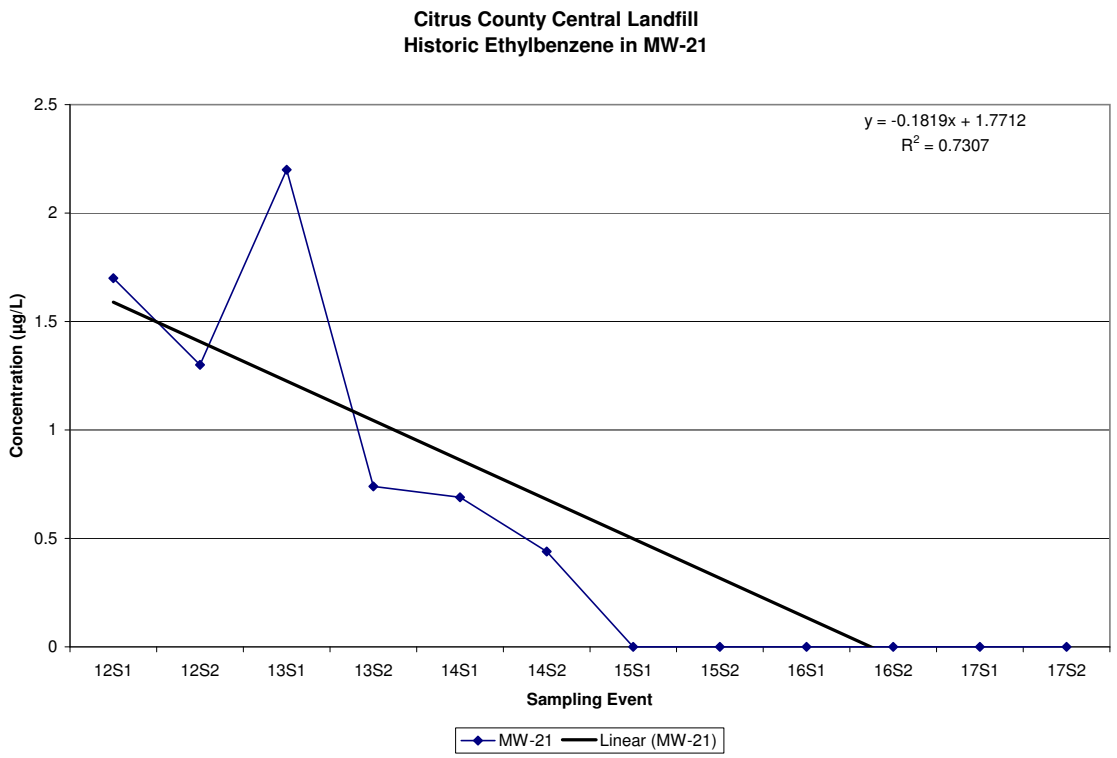
Citrus County Central Landfill
Historic Ethylbenzene in MW-21
y = -0.1819x + 1.7712
R2 = 0.7307
Concentration (µg/L)
2.5
2
1.5
1
0.5
0
12S1
12S2
13S1
13S2
14S1
14S2
15S1
15S2
16S1
16S2
17S1
17S2
Sampling Event
MW-21
Linear (MW-21)

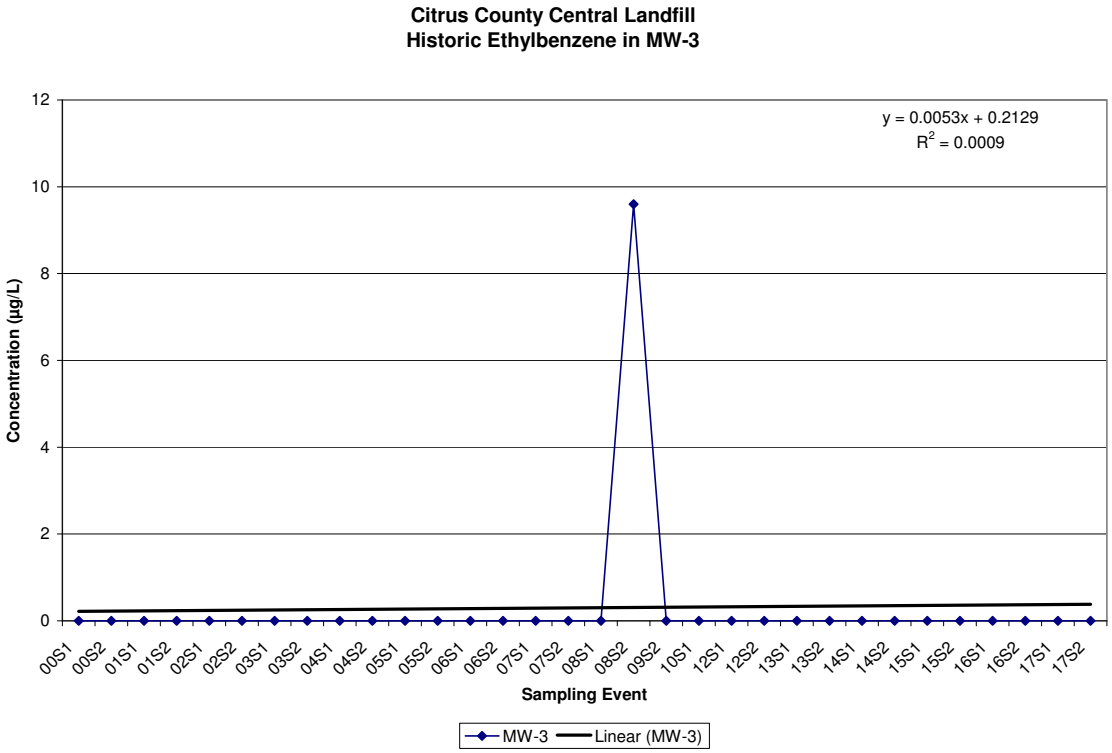
Citrus County Central Landfill
Historic Ethylbenzene in MW-3
y = 0.0053x + 0.2129
R2 = 0.0009
Concentration (µg/L)
Sampling Event
MW-3
Linear (MW-3)

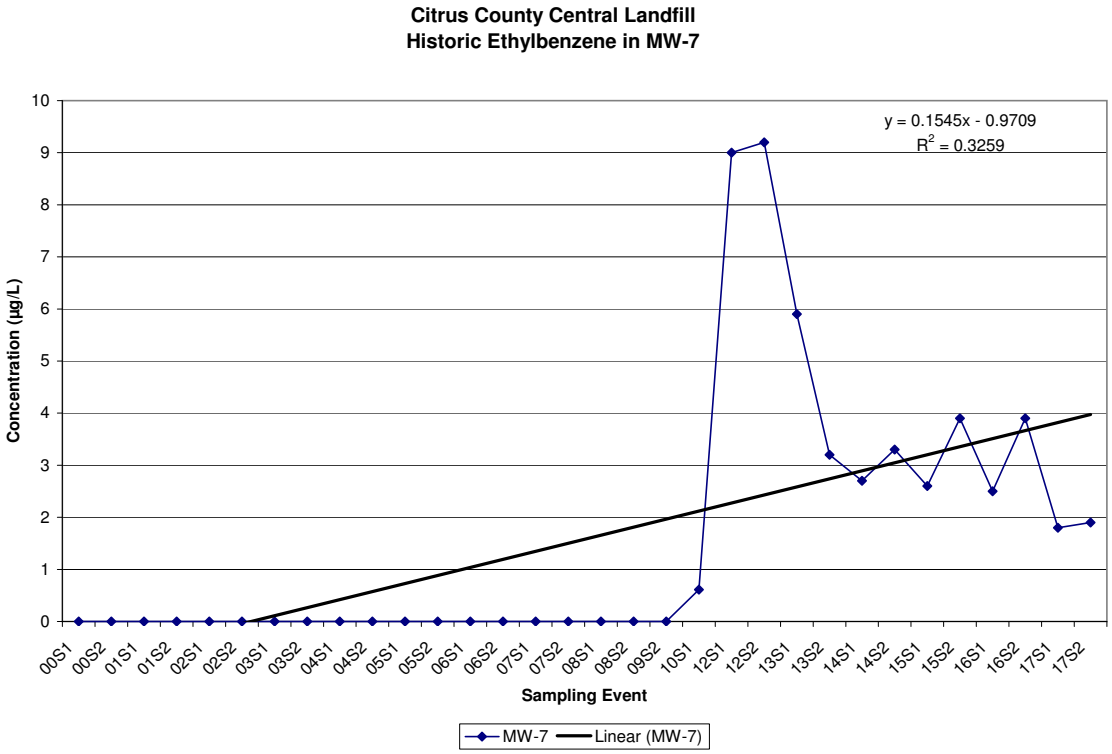
Citrus County Central Landfill
Historic Ethylbenzene in MW-7
y = 0.1545x - 0.9709
R2 = 0.3259
Concentration (µg/L)
Sampling Event
MW-7
Linear (MW-7)

Citrus County Central Landfill

Historical 1,4-Dichlorobenzene Data

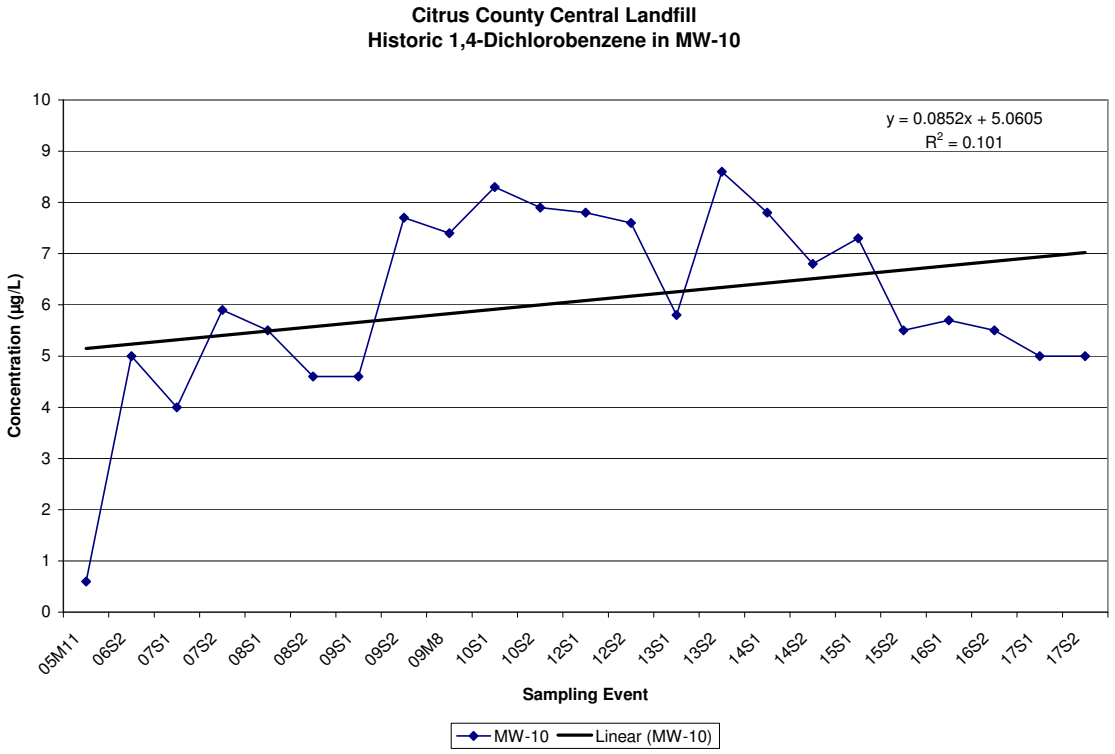
Citrus County Central Landfill
Historic 1,4-Dichlorobenzene in MW-10
y = 0.0852x + 5.0605
R2 = 0.101
Concentration (µg/L)
Sampling Event
MW-10
Linear (MW-10)

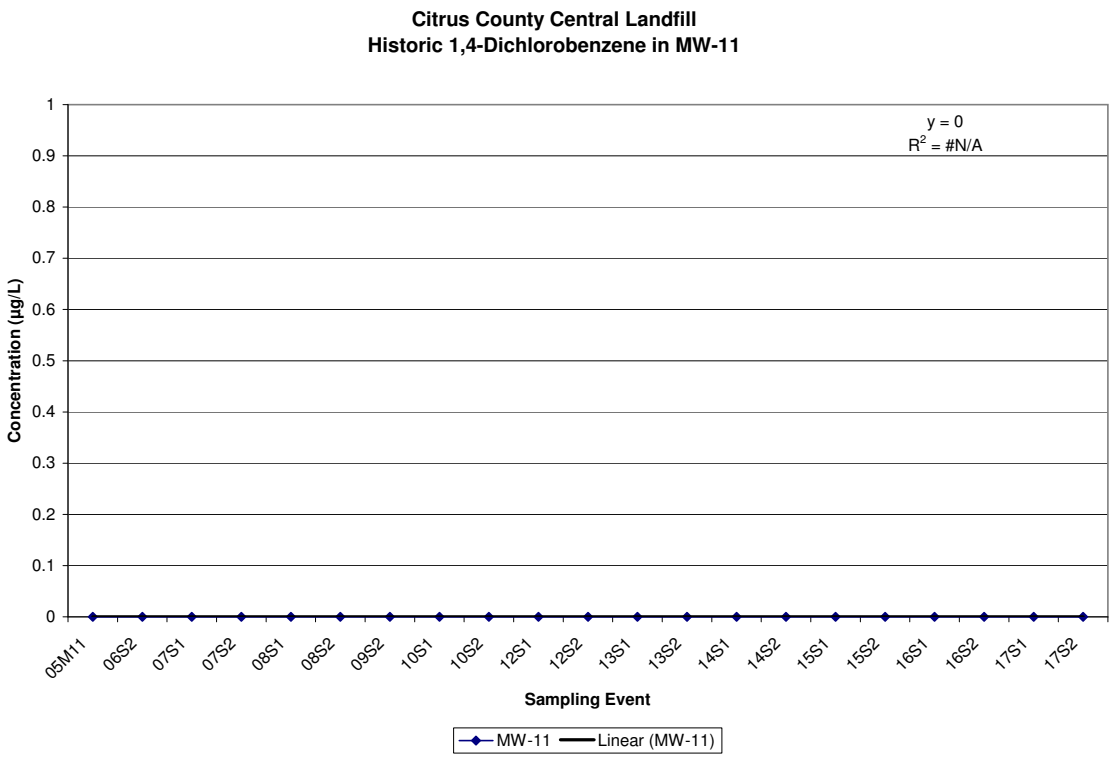
Citrus County Central Landfill
Historic 1,4-Dichlorobenzene in MW-11
y = 0
R2 = #N/A
Concentration (µg/L)
Sampling Event
MW-11
Linear (MW-11)

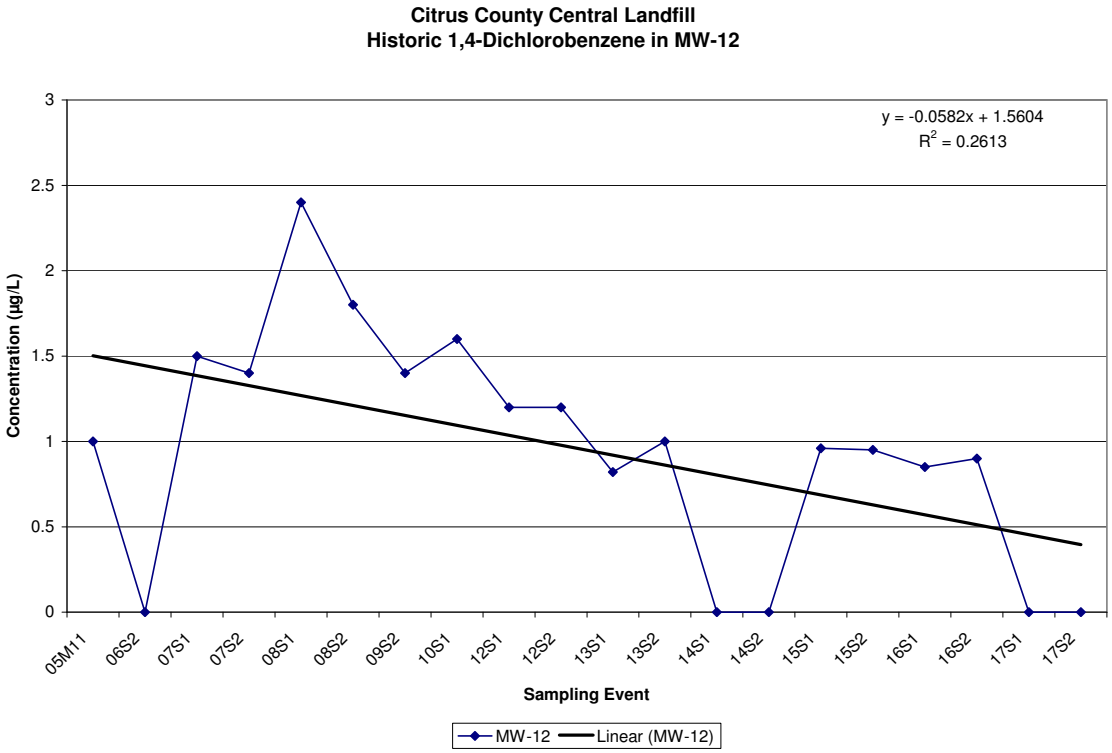
Citrus County Central Landfill
Historic 1,4-Dichlorobenzene in MW-12
y = -0.0582x + 1.5604
R2 = 0.2613
Concentration (µg/L)
3
2.5
2
1.5
1
0.5
0
05M11
06S2
07S1
07S2
08S1
08S2
09S2
10S1
12S1
12S2
13S1
13S2
14S1
14S2
15S1
15S2
16S1
16S2
17S1
17S2
Sampling Event
MW-12
Linear (MW-12)

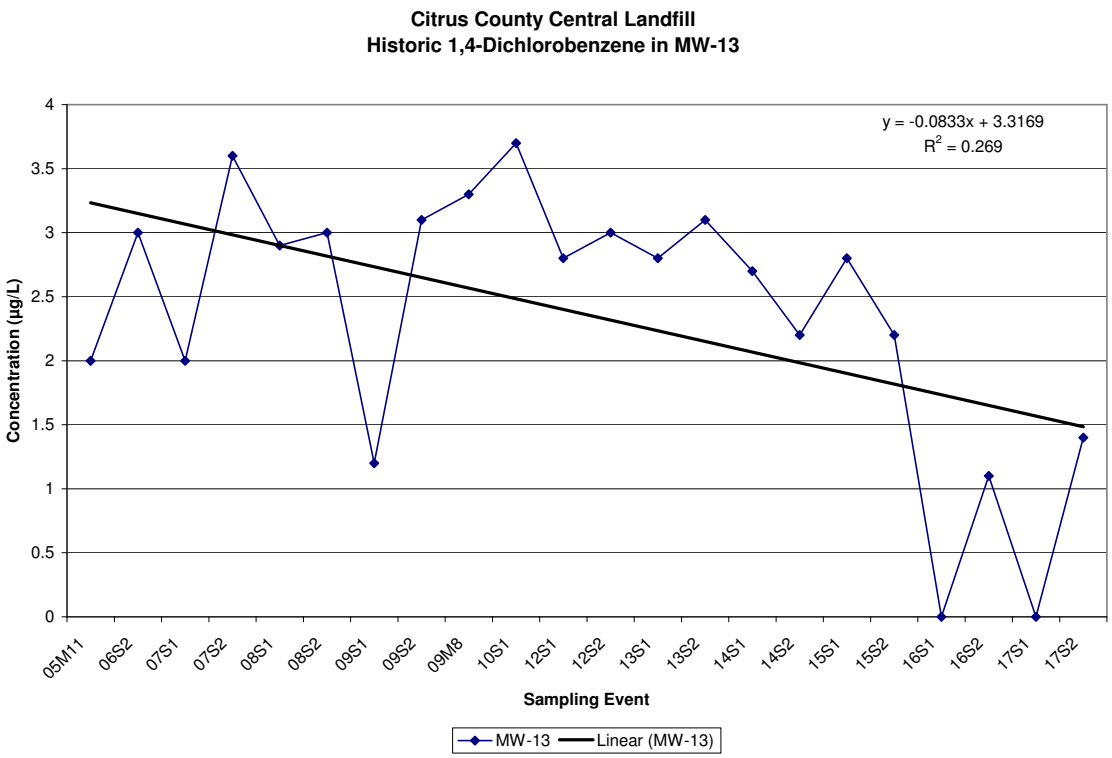
Citrus County Central Landfill
Historic 1,4-Dichlorobenzene in MW-13
y = -0.0833x + 3.3169
R2 = 0.269
Concentration (µg/L)
4
3.5
3
2.5
2
1.5
1
0.5
0
05M11
06S2
07S1
07S2
08S1
08S2
09S1
09S2
09M8
10S1
12S1
12S2
13S1
13S2
14S1
14S2
15S1
15S2
16S1
16S2
17S1
17S2
Sampling Event
MW-13
Linear (MW-13)

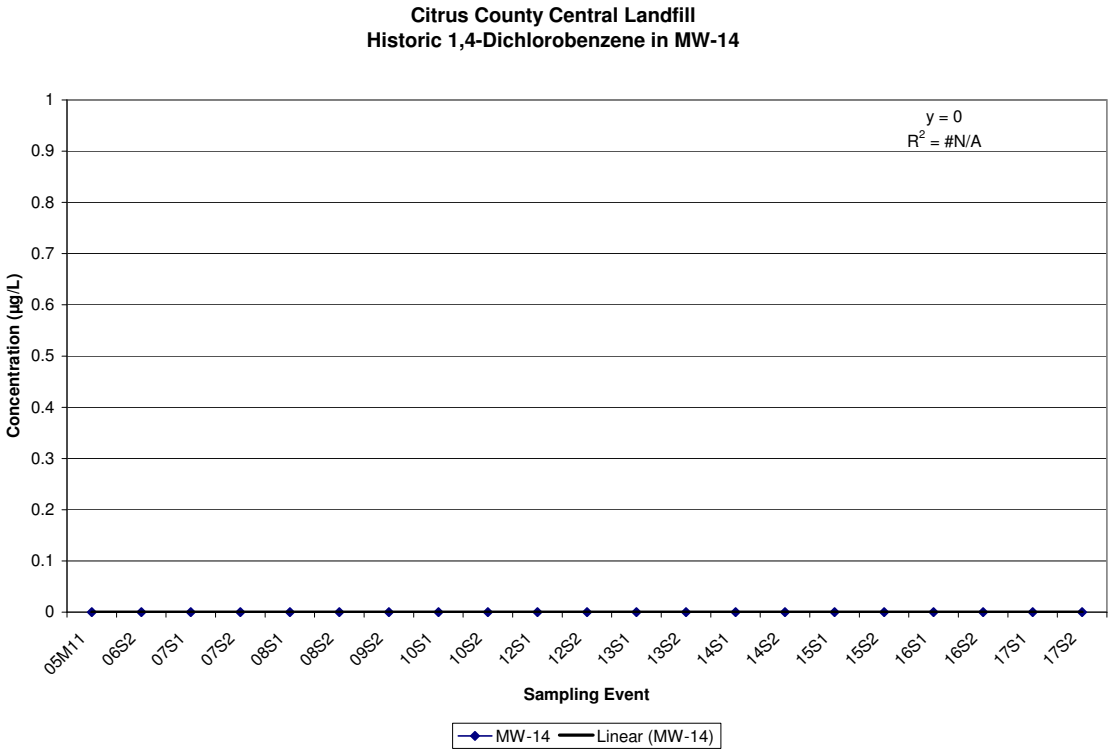
Citrus County Central Landfill
Historic 1,4-Dichlorobenzene in MW-14
y = 0
R2 = #N/A
Concentration (µg/L)
1
0.9
0.8
0.7
0.6
0.5
0.4
0.3
0.2
0.1
0
05M11
06S2
07S1
07S2
08S1
08S2
09S2
10S1
10S2
12S1
12S2
13S1
13S2
14S1
14S2
15S1
15S2
16S1
16S2
17S1
17S2
Sampling Event
MW-14
Linear (MW-14)

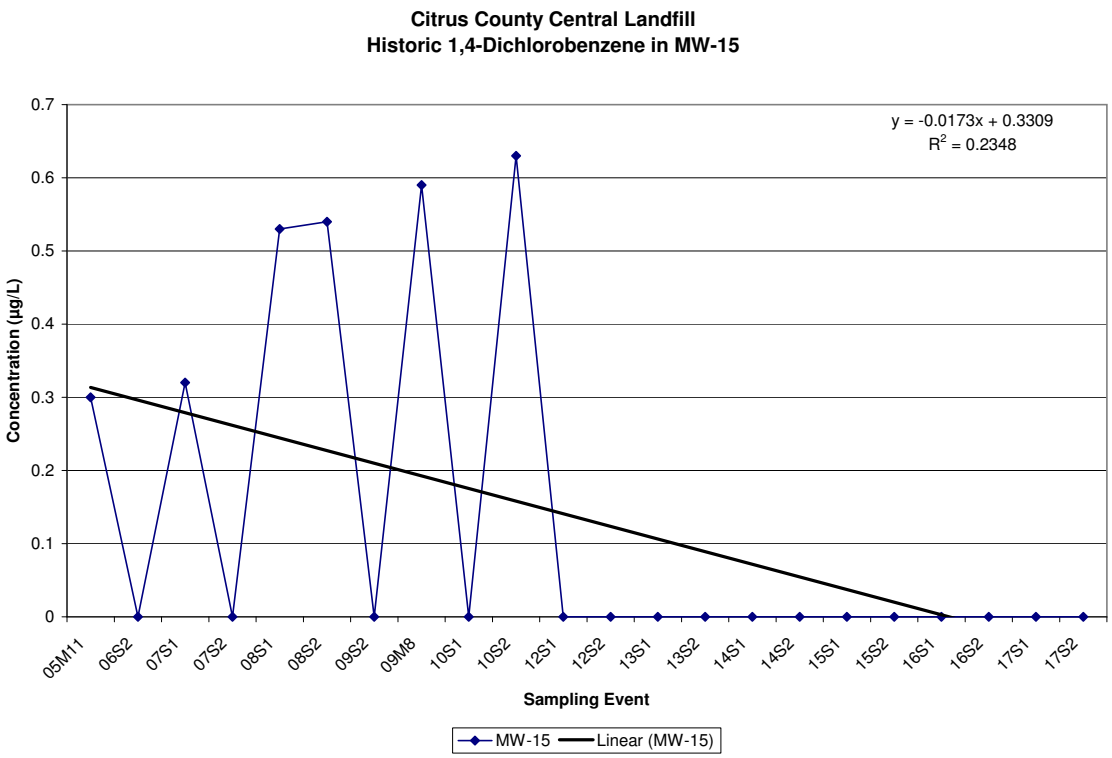
Citrus County Central Landfill
Historic 1,4-Dichlorobenzene in MW-15
y = -0.0173x + 0.3309
R2 = 0.2348
Concentration (µg/L)
0.7
0.6
0.5
0.4
0.3
0.2
0.1
0
05M11
06S2
07S1
07S2
08S1
08S2
09S2
09M8
10S1
10S2
12S1
12S2
13S1
13S2
14S1
14S2
15S1
15S2
16S1
16S2
17S1
17S2
Sampling Event
MW-15
Linear (MW-15)

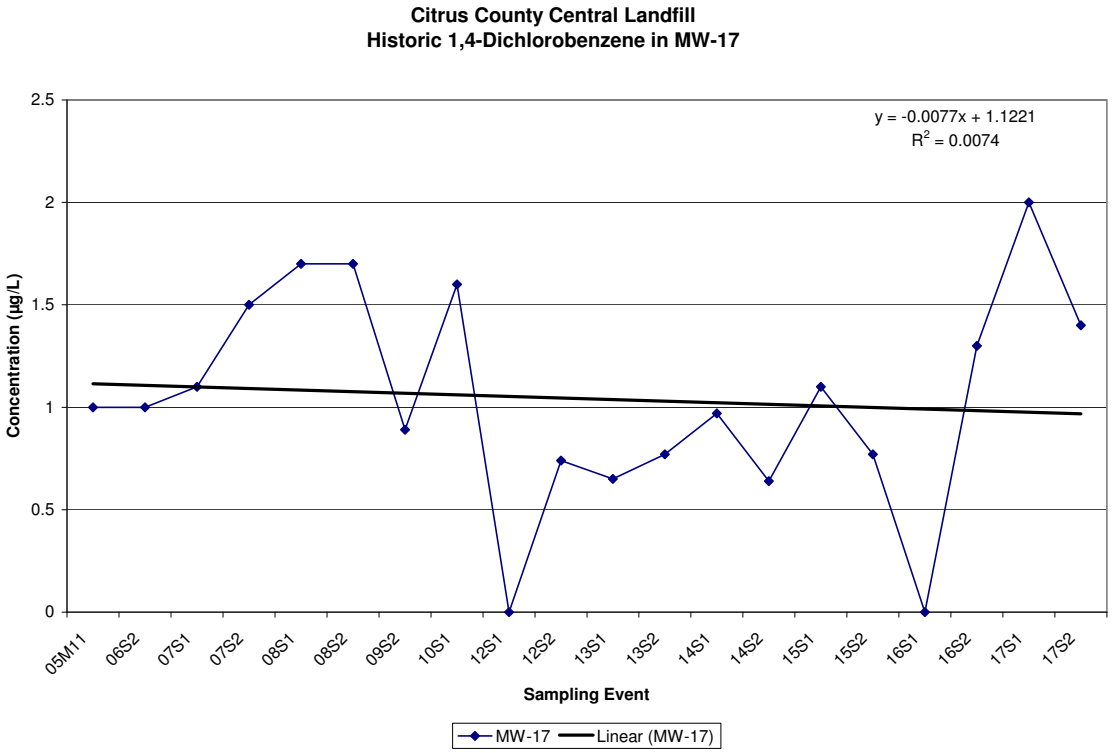
Citrus County Central Landfill
Historic 1,4-Dichlorobenzene in MW-17
y = -0.0077x + 1.1221
R2 = 0.0074
Concentration (µg/L)
2.5
2
1.5
1
0.5
0
05M11
06S2
07S1
07S2
08S1
08S2
09S2
10S1
12S1
12S2
13S1
13S2
14S1
14S2
15S1
15S2
16S1
16S2
17S1
17S2
Sampling Event
MW-17
Linear (MW-17)

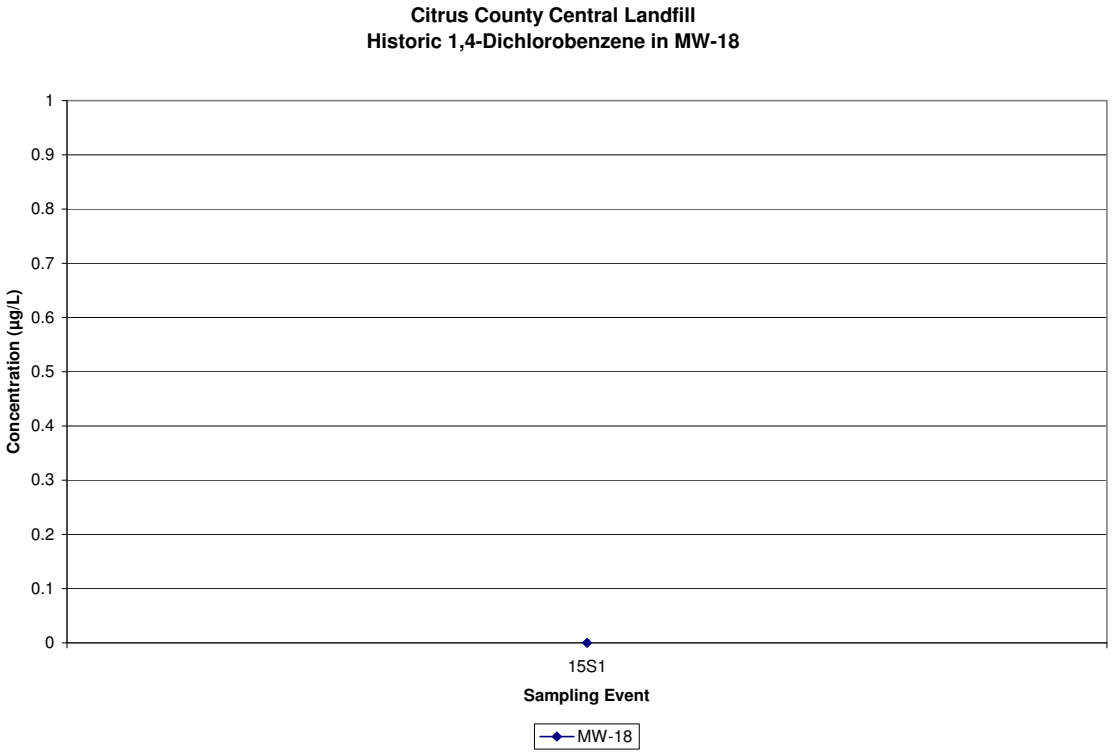
Citrus County Central Landfill
Historic 1,4-Dichlorobenzene in MW-18
Concentration (µg/L)
1
0.9
0.8
0.7
0.6
0.5
0.4
0.3
0.2
0.1
0
15S1
Sampling Event
MW-18

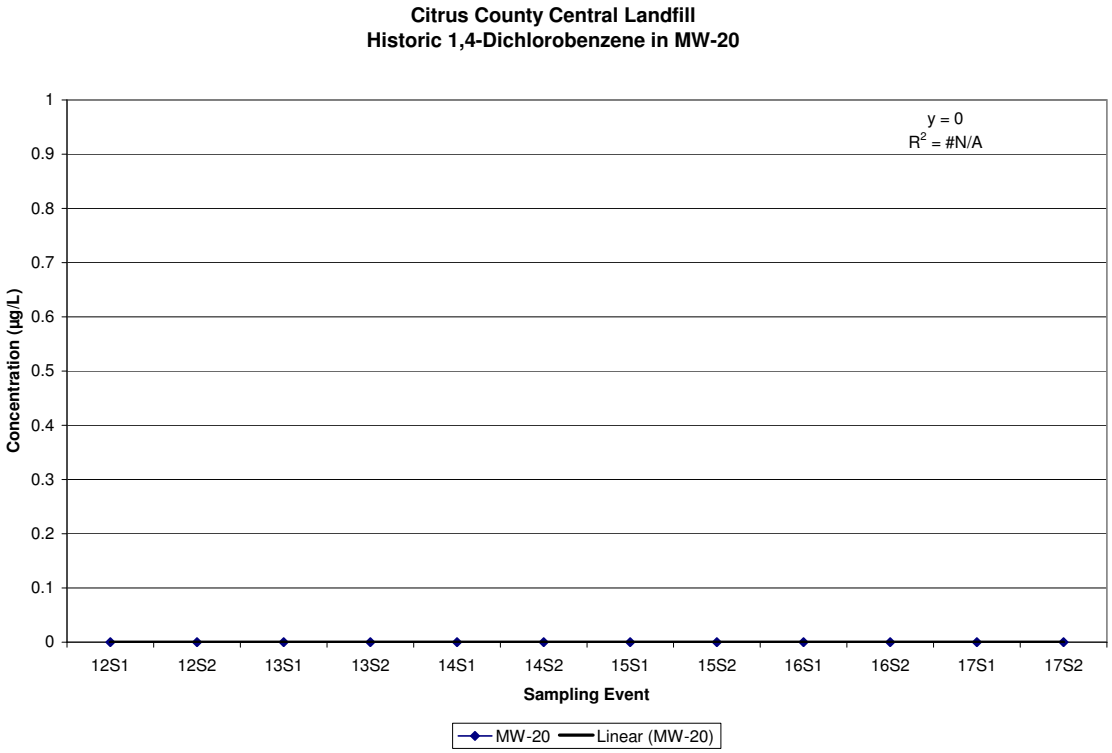
Citrus County Central Landfill
Historic 1,4-Dichlorobenzene in MW-20
y = 0
R2 = #N/A
Concentration (µg/L)
1
0.9
0.8
0.7
0.6
0.5
0.4
0.3
0.2
0.1
0
12S1
12S2
13S1
13S2
14S1
14S2
15S1
15S2
16S1
16S2
17S1
17S2
Sampling Event
MW-20
Linear (MW-20)

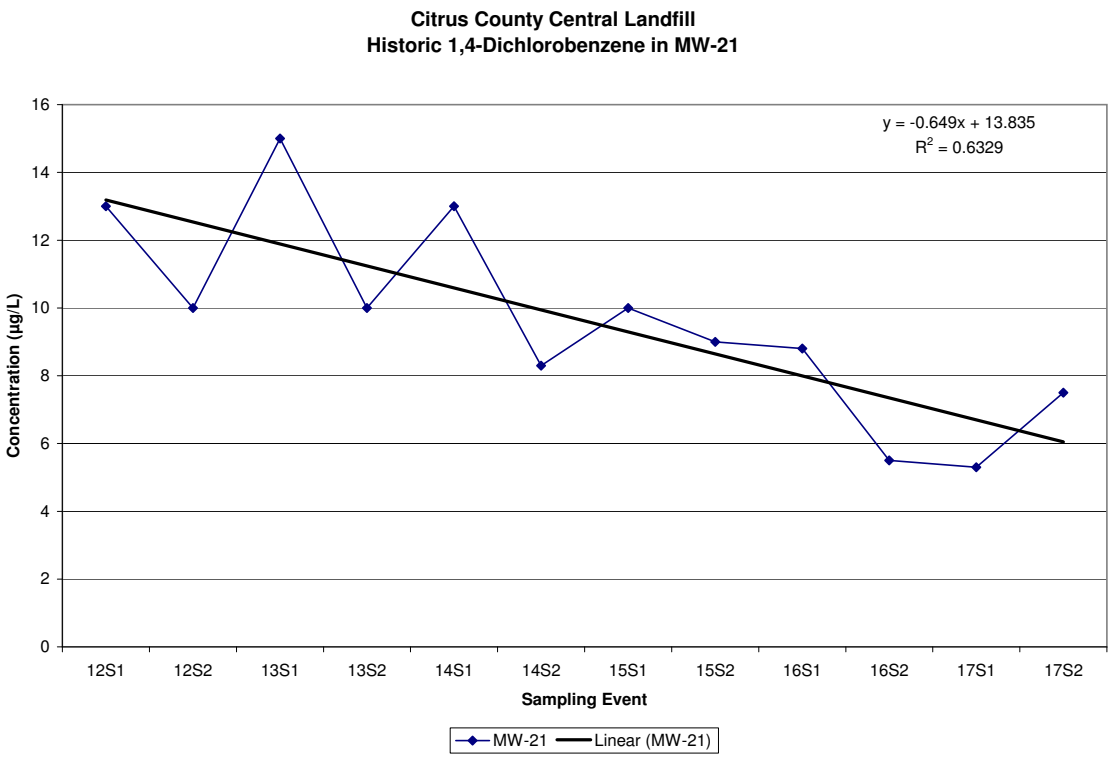
Citrus County Central Landfill
Historic 1,4-Dichlorobenzene in MW-21
y = -0.649x + 13.835
R2 = 0.6329
Concentration (µg/L)
16
14
12
10
8
6
4
2
0
12S1
12S2
13S1
13S2
14S1
14S2
15S1
15S2
16S1
16S2
17S1
17S2
Sampling Event
MW-21
Linear (MW-21)

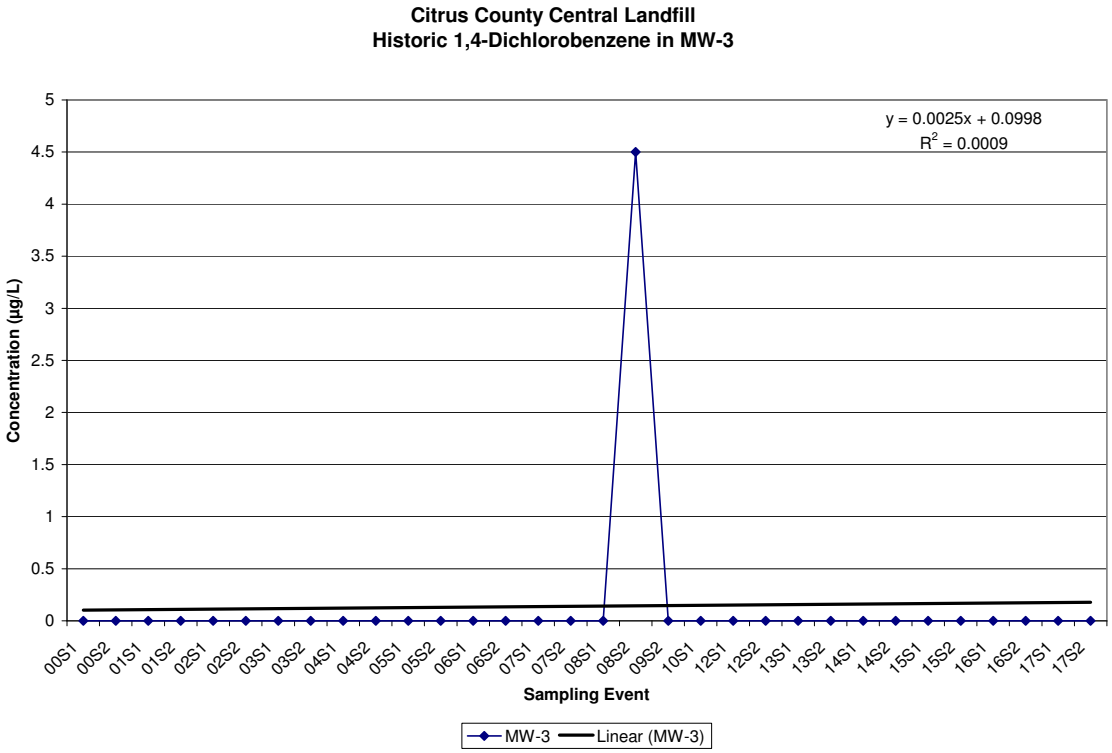
Citrus County Central Landfill
Historic 1,4-Dichlorobenzene in MW-3
y = 0.0025x + 0.0998
R2 = 0.0009
Concentration (µg/L)
Sampling Event
MW-3
Linear (MW-3)

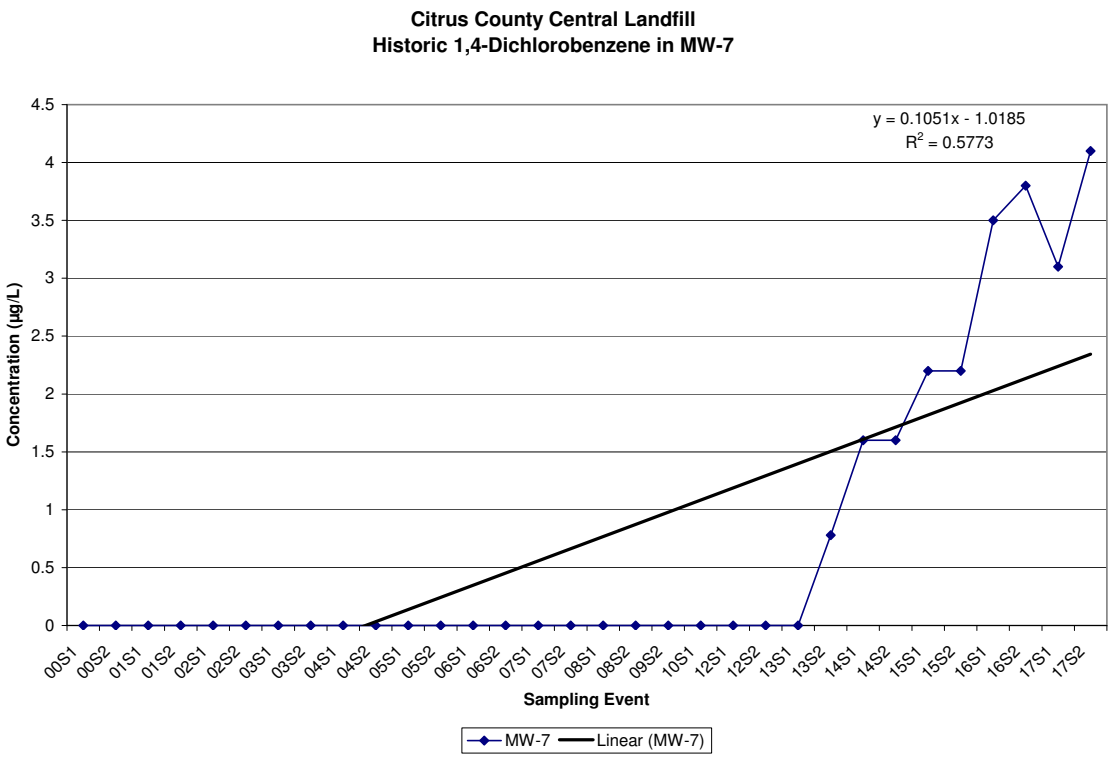
Citrus County Central Landfill
Historic 1,4-Dichlorobenzene in MW-7
y = 0.1051x - 1.0185
R2 = 0.5773
Concentration (µg/L)
Sampling Event
MW-7
Linear (MW-7)

Citrus County Central Landfill

Historical Vinyl Chloride Data

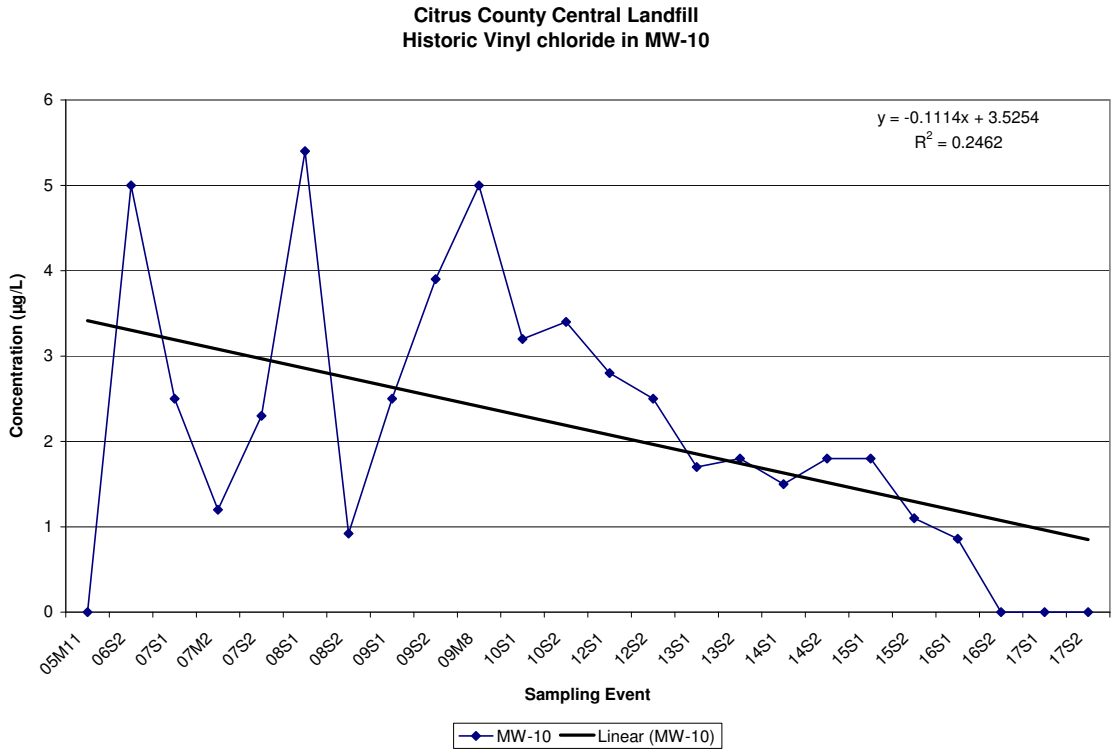
Citrus County Central Landfill
Historic Vinyl chloride in MW-10
y = -0.1114x + 3.5254
R2 = 0.2462
Concentration (µg/L)
0
1
2
3
4
5
6
05M11
06S2
07S1
07M2
07S2
08S1
08S2
09S1
09S2
09M8
10S1
10S2
12S1
12S2
13S1
13S2
14S1
14S2
15S1
15S2
16S1
16S2
17S1
17S2
Sampling Event
MW-10
Linear (MW-10)

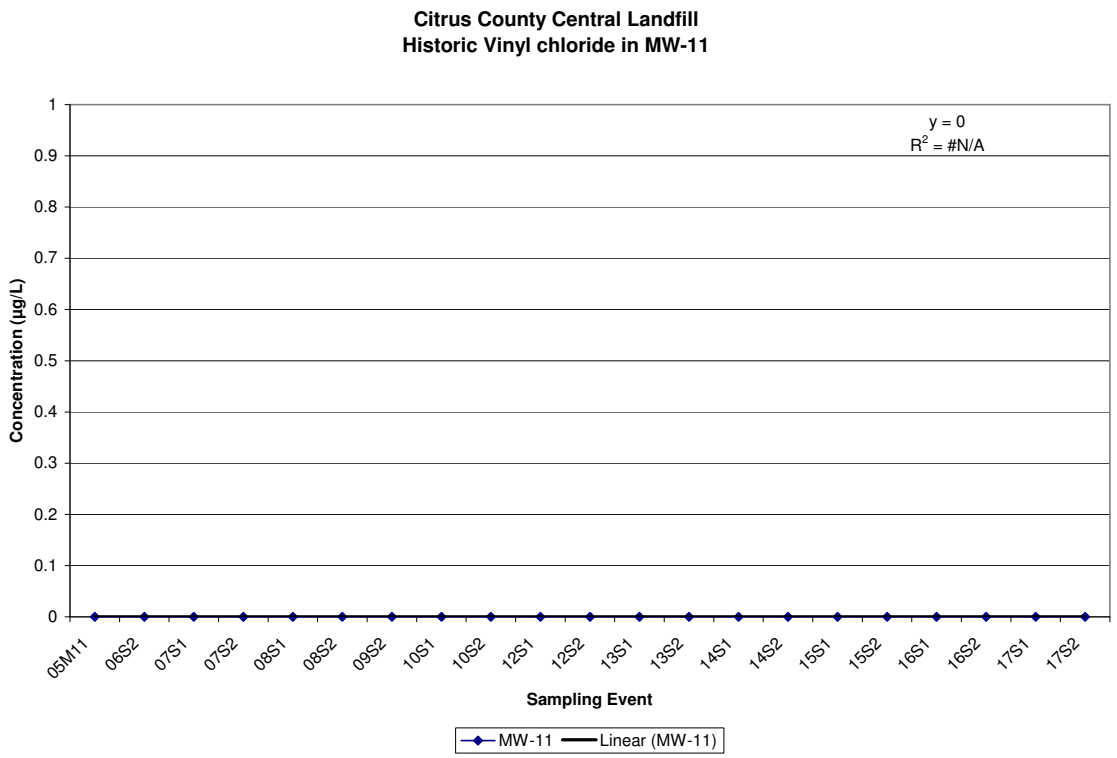
Citrus County Central Landfill
Historic Vinyl chloride in MW-11
y = 0
R2 = #N/A
Concentration (µg/L)
0
0.1
0.2
0.3
0.4
0.5
0.6
0.7
0.8
0.9
1
05M11
06S2
07S1
07S2
08S1
08S2
09S2
10S1
10S2
12S1
12S2
13S1
13S2
14S1
14S2
15S1
15S2
16S1
16S2
17S1
17S2
Sampling Event
MW-11
Linear (MW-11)

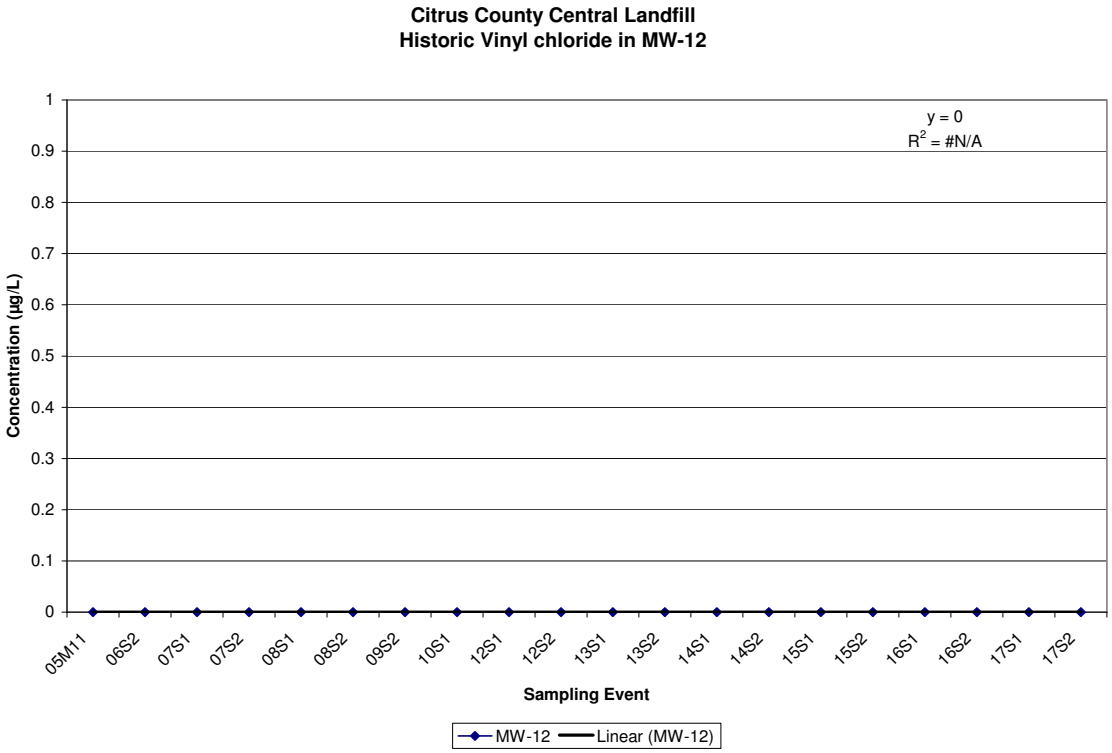
Citrus County Central Landfill
Historic Vinyl chloride in MW-12
y = 0
R2 = #N/A
Concentration (µg/L)
1
0.9
0.8
0.7
0.6
0.5
0.4
0.3
0.2
0.1
0
05M11
06S2
07S1
07S2
08S1
08S2
09S2
10S1
12S1
12S2
13S1
13S2
14S1
14S2
15S1
15S2
16S1
16S2
17S1
17S2
Sampling Event
MW-12
Linear (MW-12)

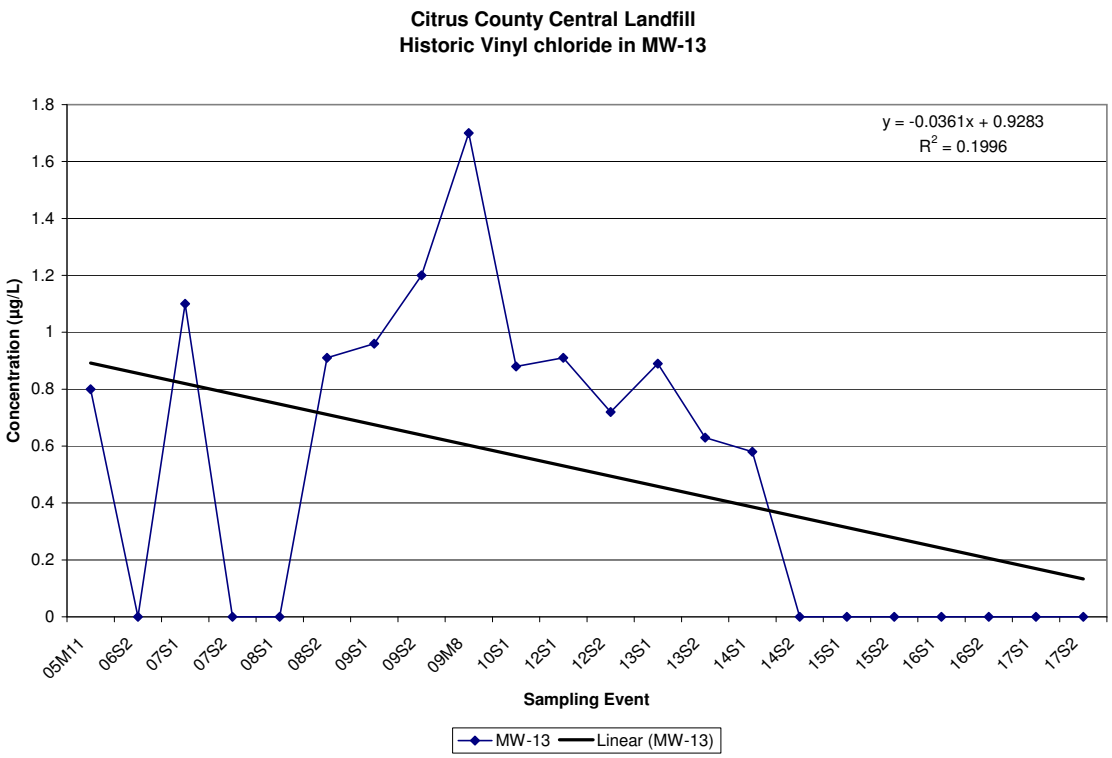
Citrus County Central Landfill
Historic Vinyl chloride in MW-13
y = -0.0361x + 0.9283
R2 = 0.1996
Concentration (µg/L)
1.8
1.6
1.4
1.2
1
0.8
0.6
0.4
0.2
0
05M11
06S2
07S1
07S2
08S1
08S2
09S1
09S2
09M8
10S1
12S1
12S2
13S1
13S2
14S1
14S2
15S1
15S2
16S1
16S2
17S1
17S2
Sampling Event
MW-13
Linear (MW-13)

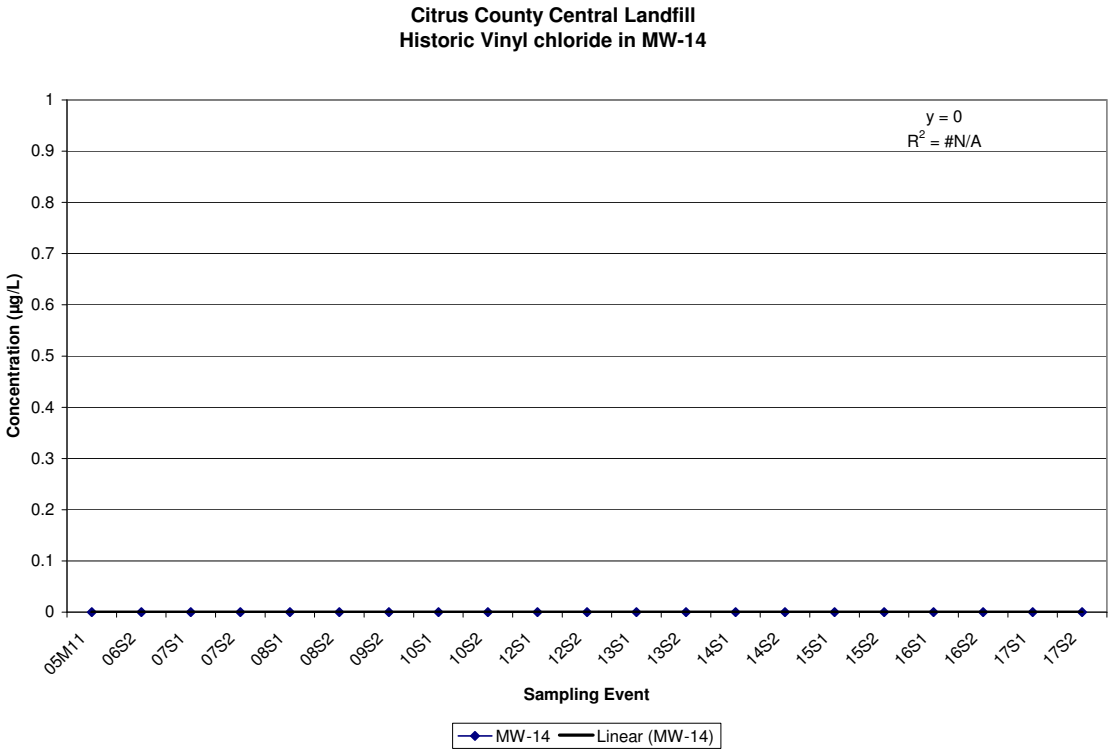
Citrus County Central Landfill
Historic Vinyl chloride in MW-14
y = 0
R2 = #N/A
Concentration (µg/L)
1
0.9
0.8
0.7
0.6
0.5
0.4
0.3
0.2
0.1
0
05M11
06S2
07S1
07S2
08S1
08S2
09S2
10S1
10S2
12S1
12S2
13S1
13S2
14S1
14S2
15S1
15S2
16S1
16S2
17S1
17S2
Sampling Event
MW-14
Linear (MW-14)

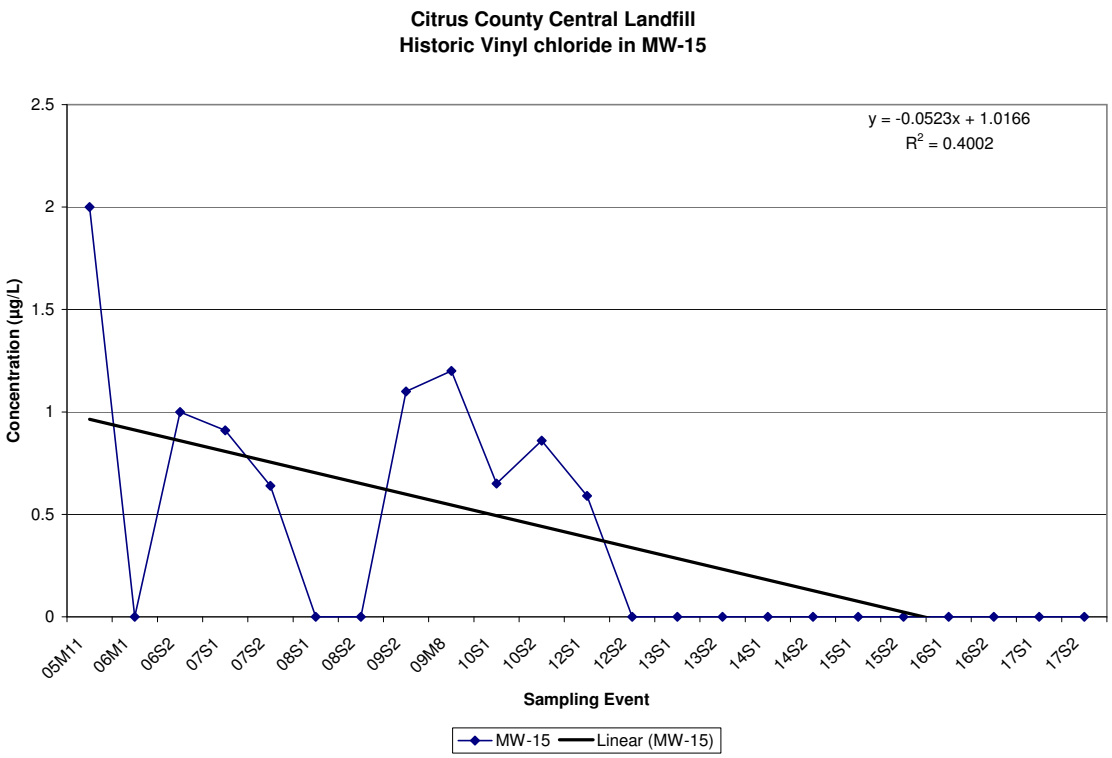
Citrus County Central Landfill
Historic Vinyl chloride in MW-15
y = -0.0523x + 1.0166
R2 = 0.4002
Concentration (µg/L)
2.5
2
1.5
1
0.5
0
05M11
06M1
06S2
07S1
07S2
08S1
08S2
09S2
09M8
10S1
10S2
12S1
12S2
13S1
13S2
14S1
14S2
15S1
15S2
16S1
16S2
17S1
17S2
Sampling Event
MW-15
Linear (MW-15)

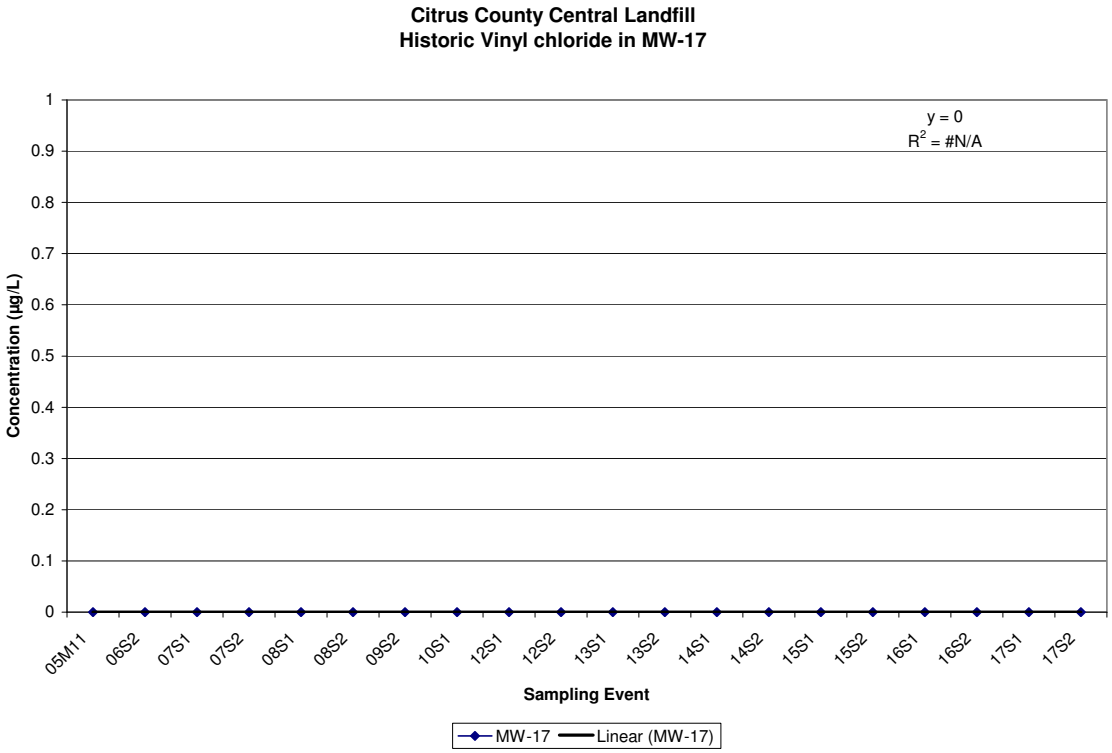
Citrus County Central Landfill
Historic Vinyl chloride in MW-17
y = 0
R2 = #N/A
Concentration (µg/L)
1
0.9
0.8
0.7
0.6
0.5
0.4
0.3
0.2
0.1
0
05M11
06S2
07S1
07S2
08S1
08S2
09S2
10S1
12S1
12S2
13S1
13S2
14S1
14S2
15S1
15S2
16S1
16S2
17S1
17S2
Sampling Event
MW-17
Linear (MW-17)

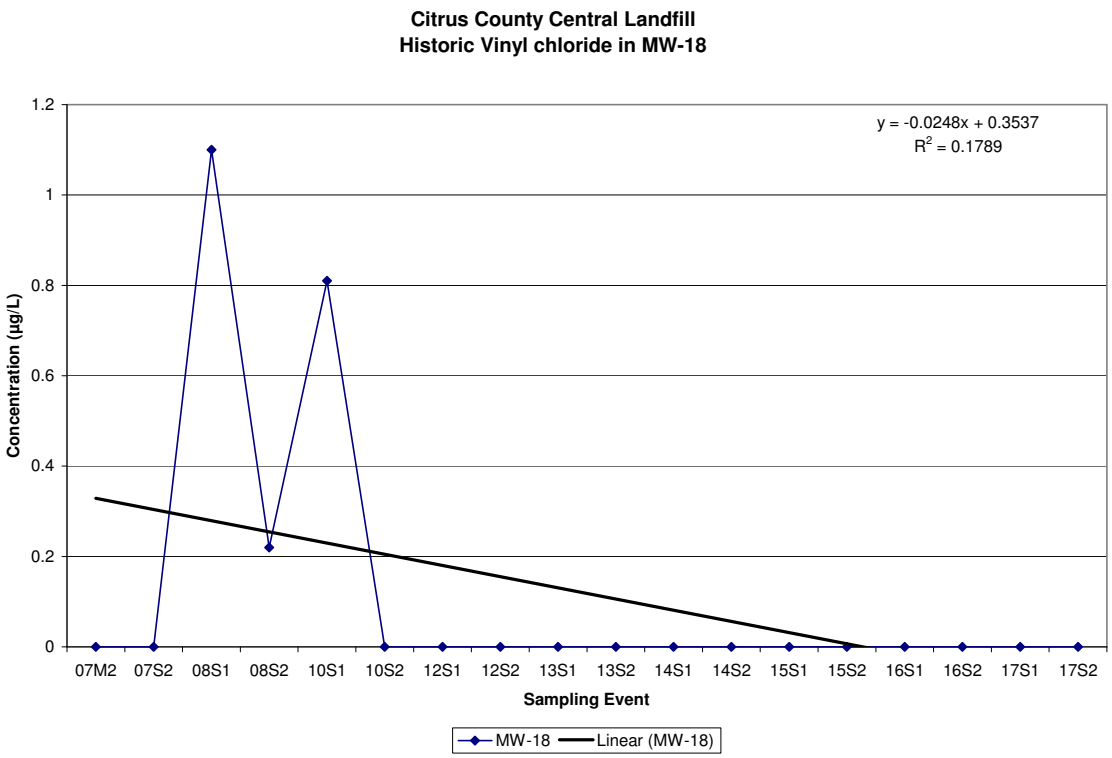
Citrus County Central Landfill
Historic Vinyl chloride in MW-18
y = -0.0248x + 0.3537
R2 = 0.1789
Concentration (µg/L)
1.2
1
0.8
0.6
0.4
0.2
0
07M2
07S2
08S1
08S2
10S1
10S2
12S1
12S2
13S1
13S2
14S1
14S2
15S1
15S2
16S1
16S2
17S1
17S2
Sampling Event
MW-18
Linear (MW-18)

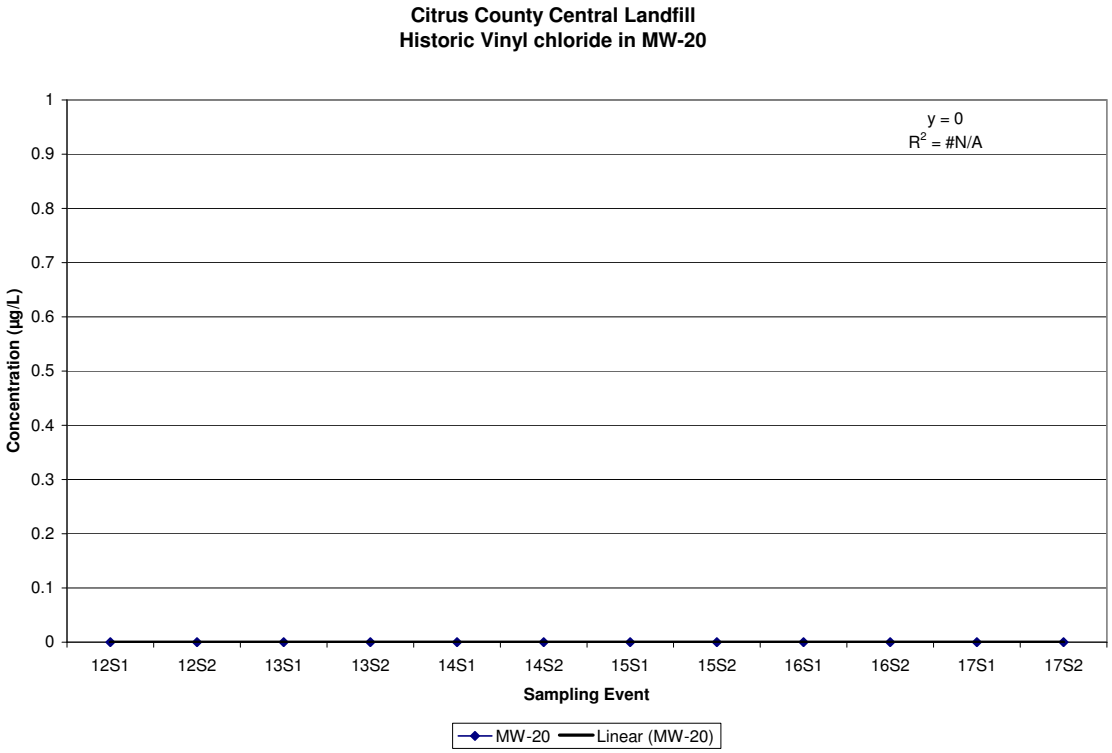
Citrus County Central Landfill
Historic Vinyl chloride in MW-20
y = 0
R2 = #N/A
Concentration (µg/L)
1
0.9
0.8
0.7
0.6
0.5
0.4
0.3
0.2
0.1
0
12S1
12S2
13S1
13S2
14S1
14S2
15S1
15S2
16S1
16S2
17S1
17S2
Sampling Event
MW-20
Linear (MW-20)

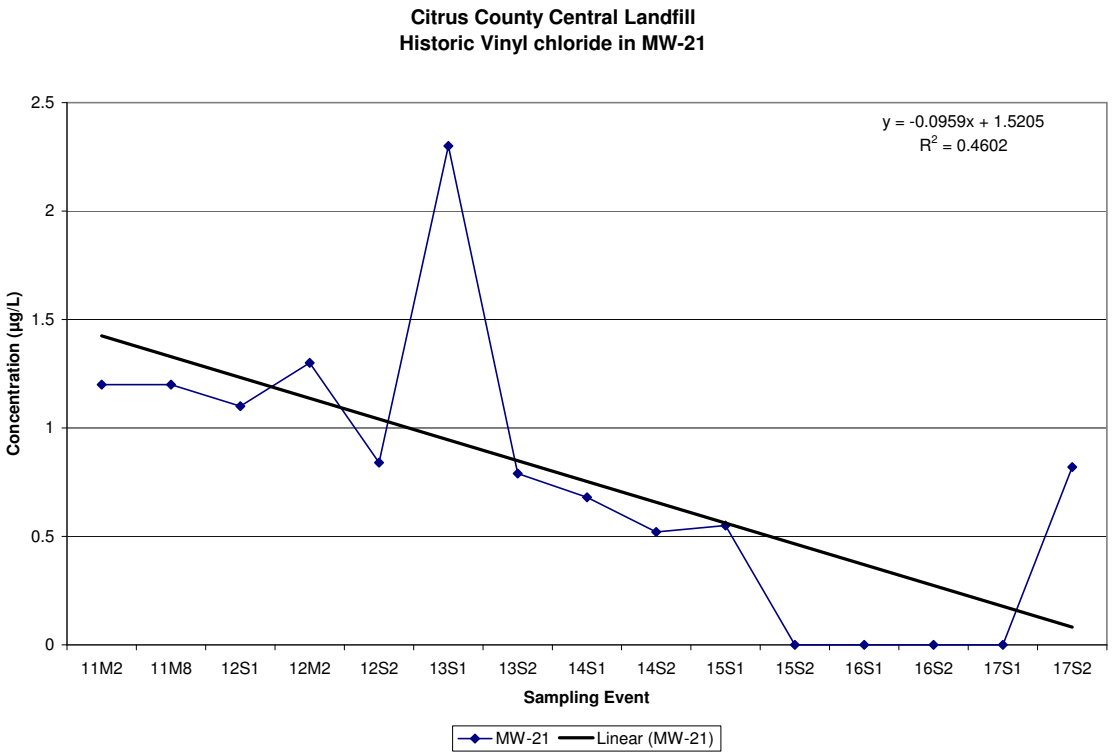
Citrus County Central Landfill
Historic Vinyl chloride in MW-21
y = -0.0959x + 1.5205
R2 = 0.4602
Concentration (µg/L)
2.5
2
1.5
1
0.5
0
11M2
11M8
12S1
12M2
12S2
13S1
13S2
14S1
14S2
15S1
15S2
16S1
16S2
17S1
17S2
Sampling Event
MW-21
Linear (MW-21)

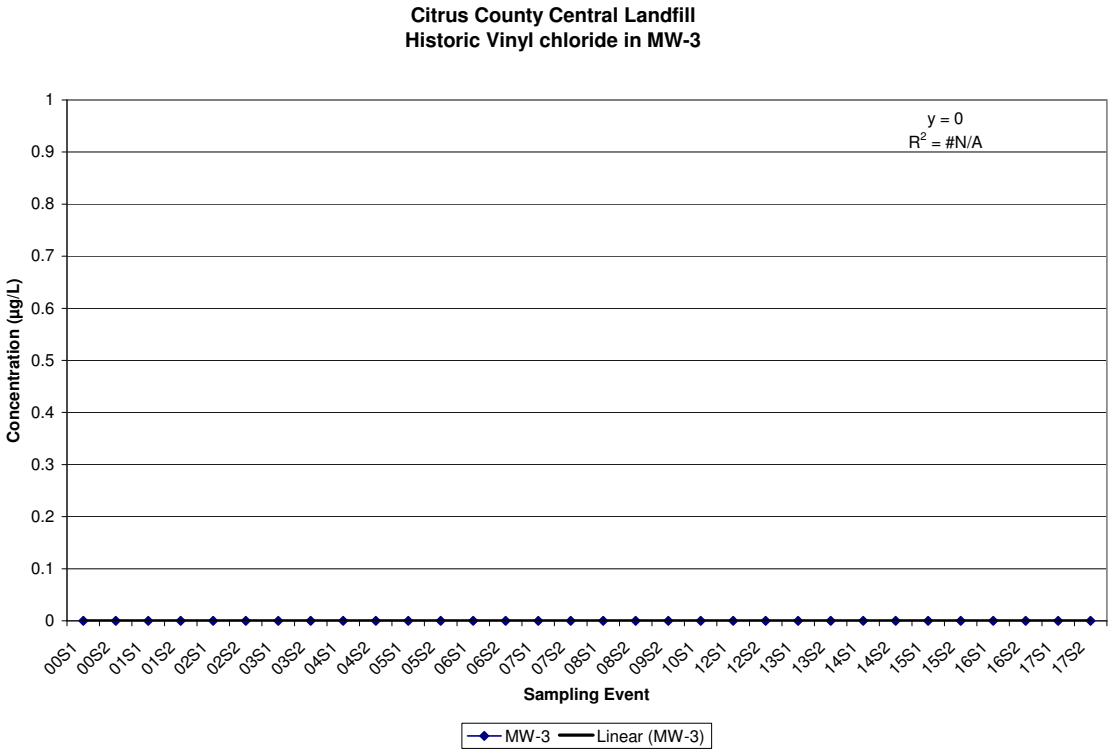
Citrus County Central Landfill
Historic Vinyl chloride in MW-3
y = 0
R2 = #N/A
Concentration (µg/L)
Sampling Event
MW-3
Linear (MW-3)

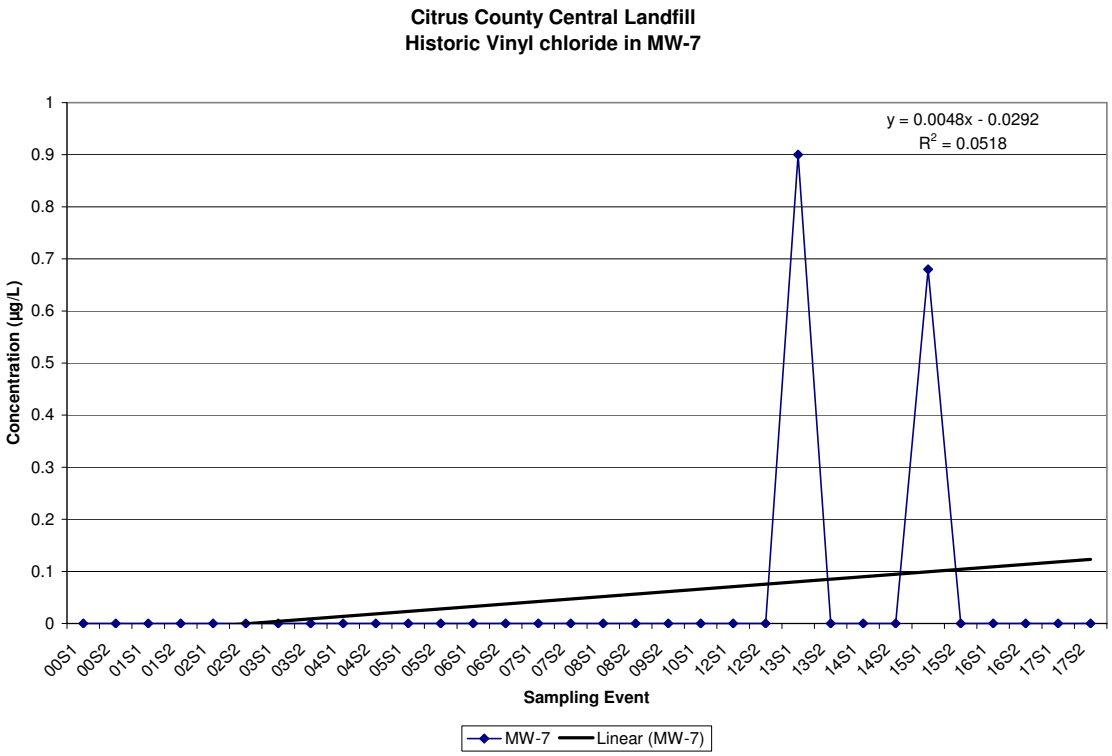
Citrus County Central Landfill
Historic Vinyl chloride in MW-7
y = 0.0048x - 0.0292
R2 = 0.0518
Concentration (µg/L)
Sampling Event
MW-7
Linear (MW-7)

Citrus County Central Landfill

Historical Dichloromethane Data

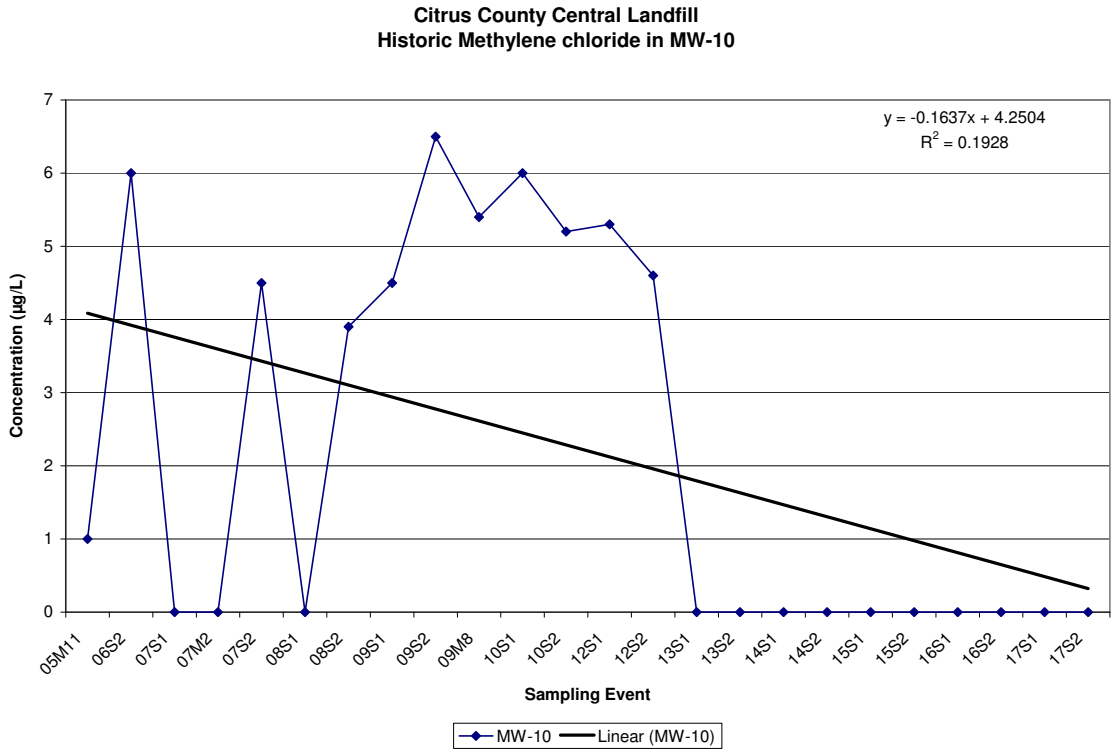
Citrus County Central Landfill
Historic Methylene chloride in MW-10
y = -0.1637x + 4.2504
R2 = 0.1928
Concentration (µg/L)
0
1
2
3
4
5
6
7
05M11
06S2
07S1
07M2
07S2
08S1
08S2
09S1
09S2
09M8
10S1
10S2
12S1
12S2
13S1
13S2
14S1
14S2
15S1
15S2
16S1
16S2
17S1
17S2
Sampling Event
MW-10
Linear (MW-10)

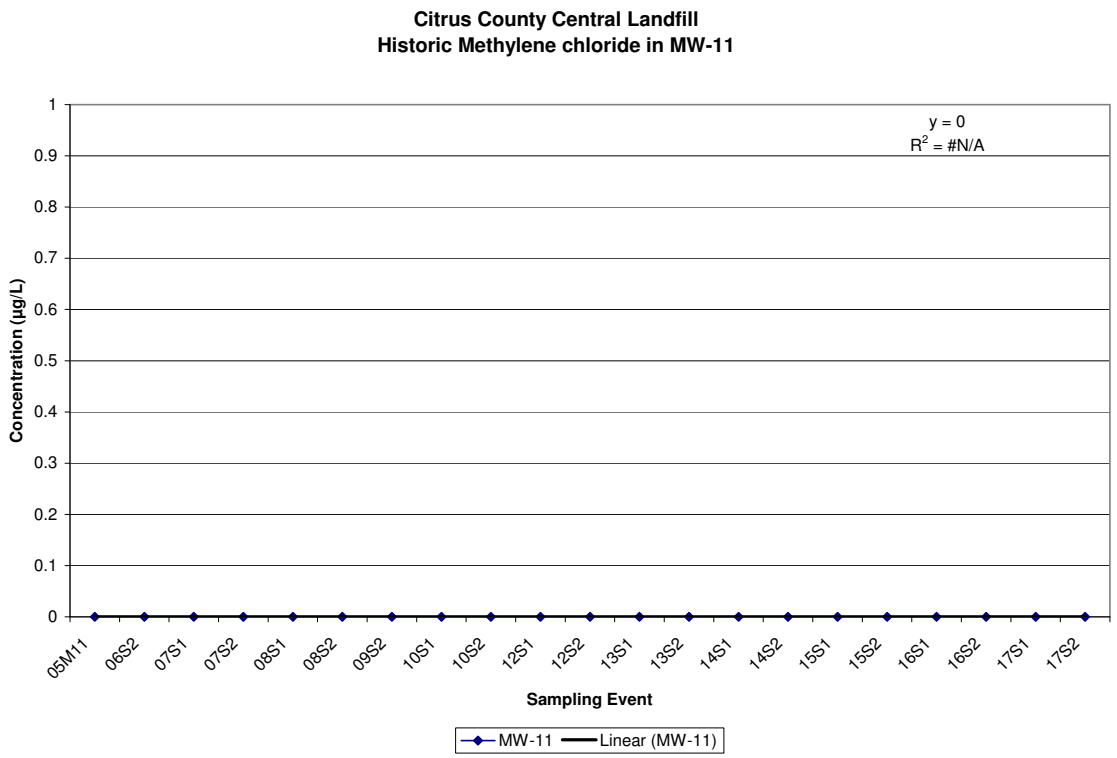
Citrus County Central Landfill
Historic Methylene chloride in MW-11
y = 0
R2 = #N/A
Concentration (µg/L)
0
0.1
0.2
0.3
0.4
0.5
0.6
0.7
0.8
0.9
1
05M11
06S2
07S1
07S2
08S1
08S2
09S2
10S1
10S2
12S1
12S2
13S1
13S2
14S1
14S2
15S1
15S2
16S1
16S2
17S1
17S2
Sampling Event
MW-11
Linear (MW-11)

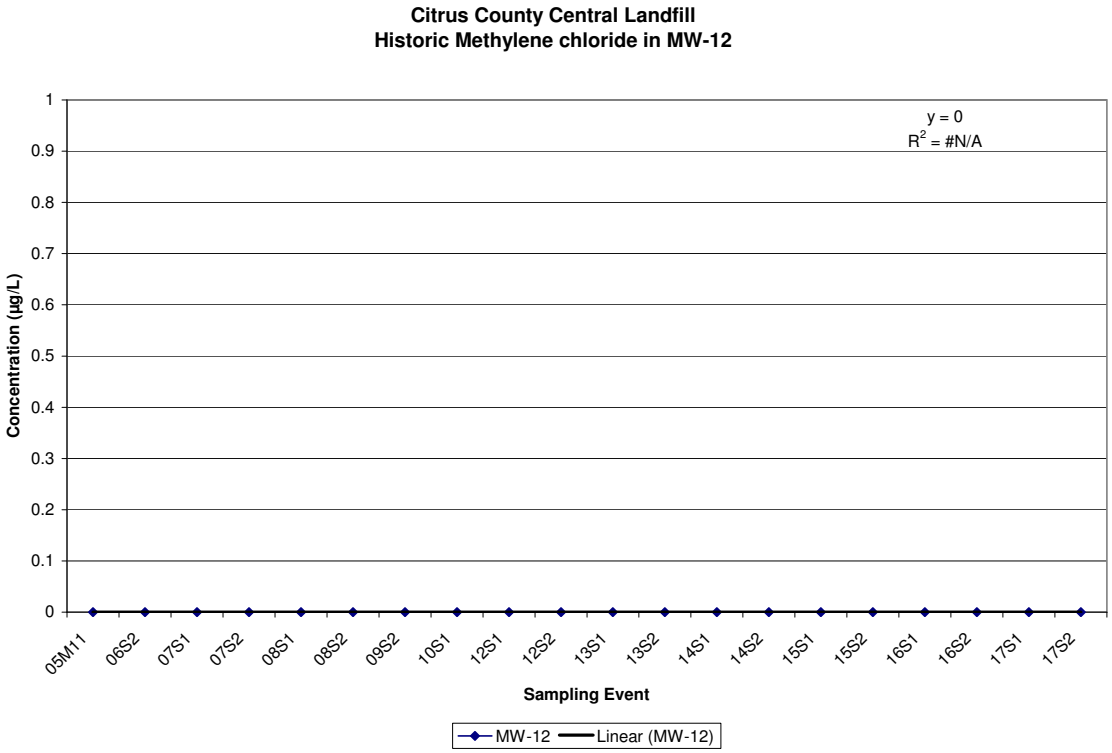
Citrus County Central Landfill
Historic Methylene chloride in MW-12
y = 0
R2 = #N/A
Concentration (µg/L)
1
0.9
0.8
0.7
0.6
0.5
0.4
0.3
0.2
0.1
0
05M11
06S2
07S1
07S2
08S1
08S2
09S2
10S1
12S1
12S2
13S1
13S2
14S1
14S2
15S1
15S2
16S1
16S2
17S1
17S2
Sampling Event
MW-12
Linear (MW-12)

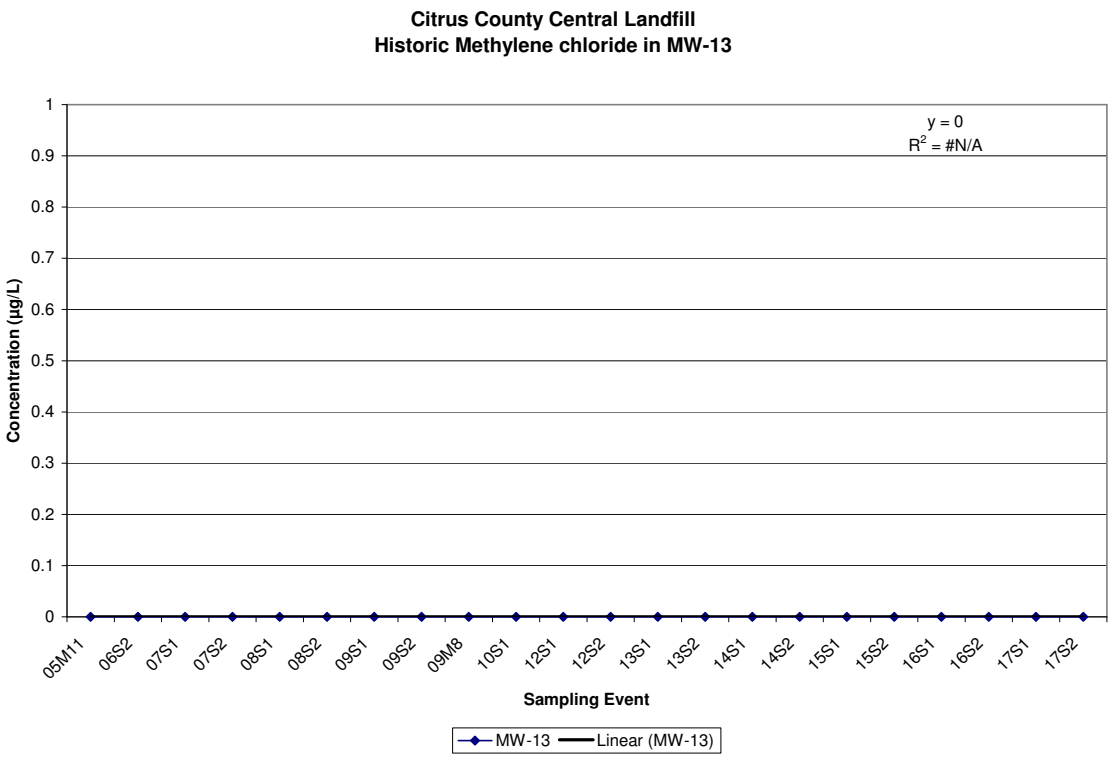
Citrus County Central Landfill
Historic Methylene chloride in MW-13
y = 0
R2 = #N/A
Concentration (µg/L)
1
0.9
0.8
0.7
0.6
0.5
0.4
0.3
0.2
0.1
0
05M11
06S2
07S1
07S2
08S1
08S2
09S1
09S2
09M8
10S1
12S1
12S2
13S1
13S2
14S1
14S2
15S1
15S2
16S1
16S2
17S1
17S2
Sampling Event
MW-13
Linear (MW-13)

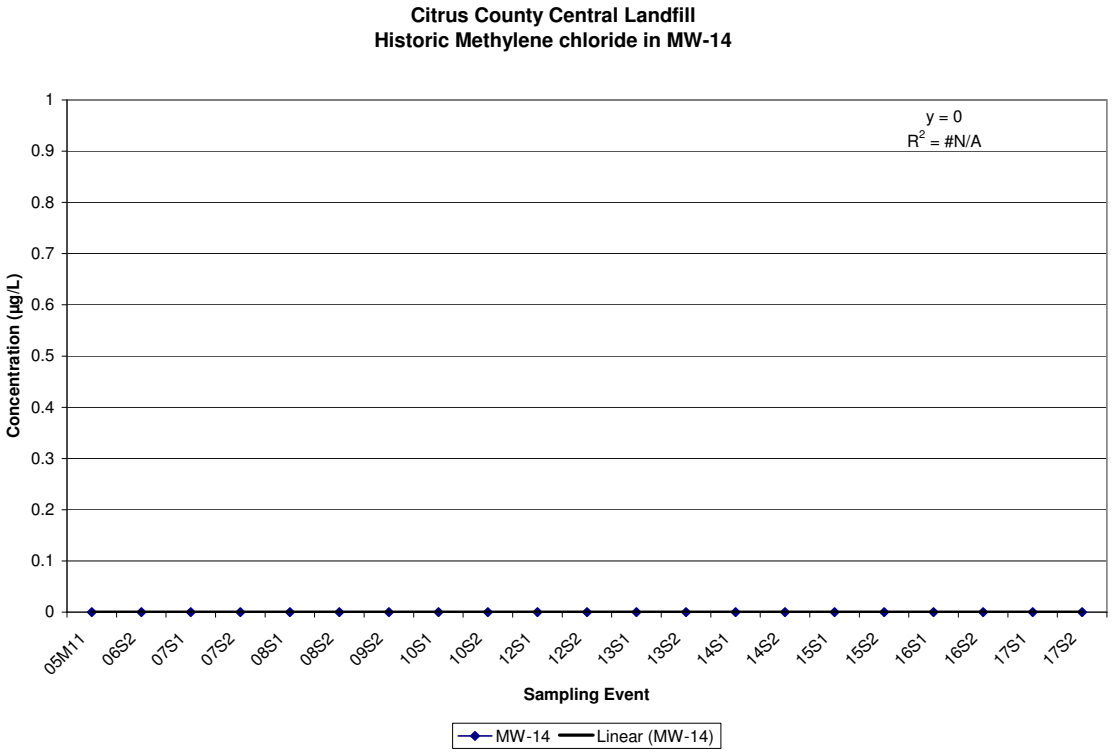
Citrus County Central Landfill
Historic Methylene chloride in MW-14
y = 0
R2 = #N/A
Concentration (µg/L)
1
0.9
0.8
0.7
0.6
0.5
0.4
0.3
0.2
0.1
0
05M11
06S2
07S1
07S2
08S1
08S2
09S2
10S1
10S2
12S1
12S2
13S1
13S2
14S1
14S2
15S1
15S2
16S1
16S2
17S1
17S2
Sampling Event
MW-14
Linear (MW-14)

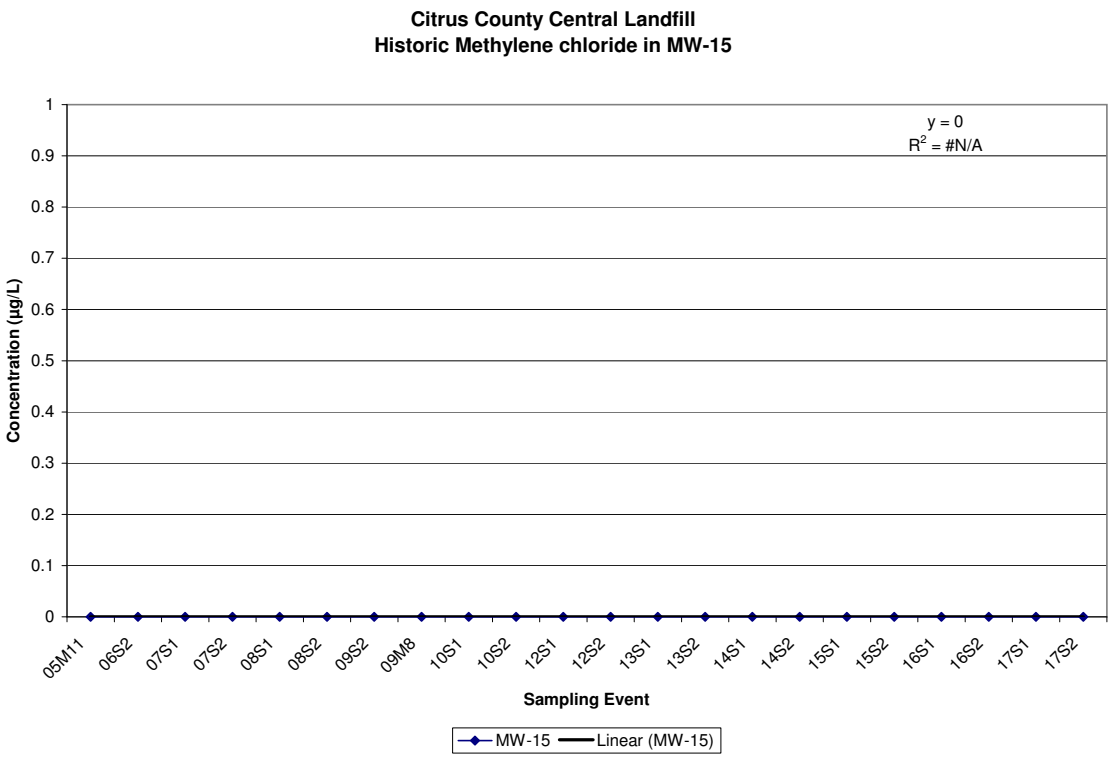
Citrus County Central Landfill
Historic Methylene chloride in MW-15
y = 0
R2 = #N/A
Concentration (µg/L)
1
0.9
0.8
0.7
0.6
0.5
0.4
0.3
0.2
0.1
0
05M11
06S2
07S1
07S2
08S1
08S2
09S2
09M8
10S1
10S2
12S1
12S2
13S1
13S2
14S1
14S2
15S1
15S2
16S1
16S2
17S1
17S2
Sampling Event
MW-15
Linear (MW-15)

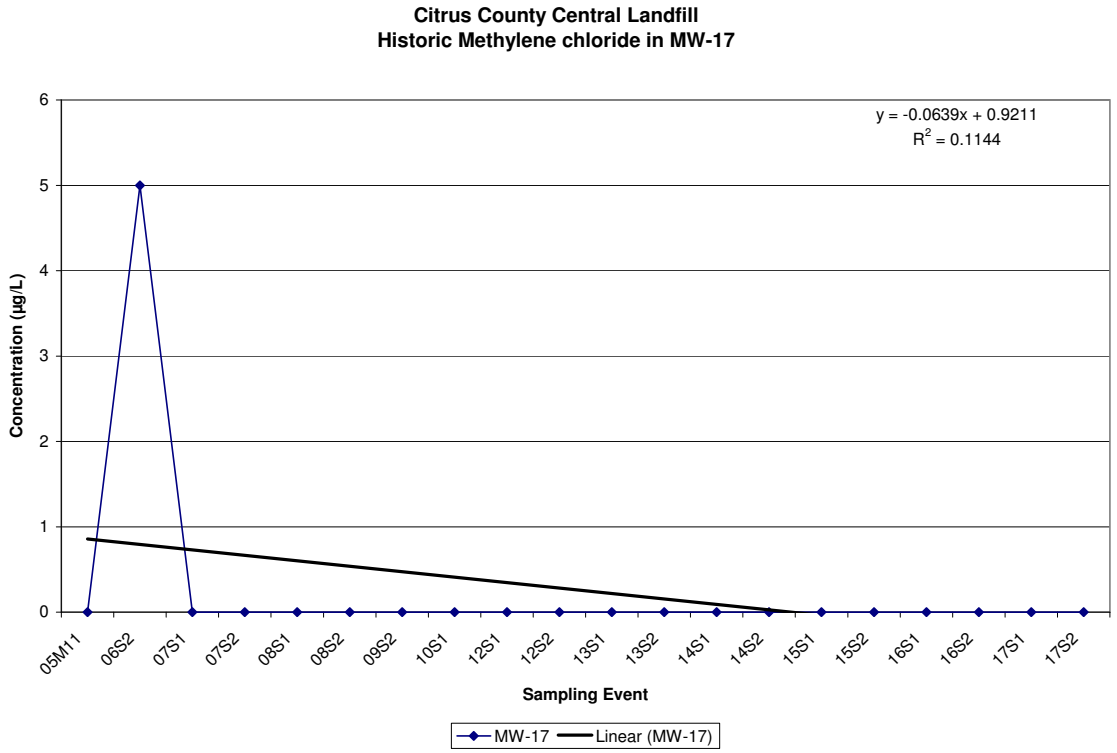
Citrus County Central Landfill
Historic Methylene chloride in MW-17
y = -0.0639x + 0.9211
R2 = 0.1144
Concentration (µg/L)
6
5
4
3
2
1
0
05M11
06S2
07S1
07S2
08S1
08S2
09S2
10S1
12S1
12S2
13S1
13S2
14S1
14S2
15S1
15S2
16S1
16S2
17S1
17S2
Sampling Event
MW-17
Linear (MW-17)

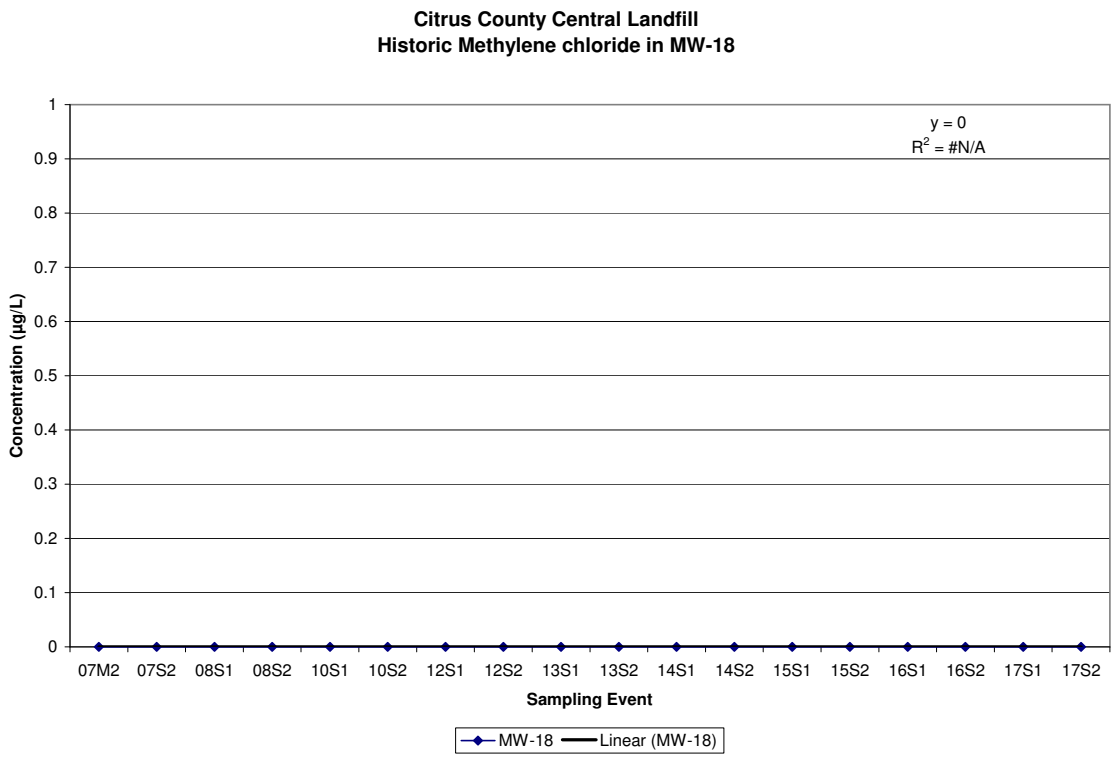
Citrus County Central Landfill
Historic Methylene chloride in MW-18
y = 0
R2 = #N/A
Concentration (µg/L)
1
0.9
0.8
0.7
0.6
0.5
0.4
0.3
0.2
0.1
0
07M2
07S2
08S1
08S2
10S1
10S2
12S1
12S2
13S1
13S2
14S1
14S2
15S1
15S2
16S1
16S2
17S1
17S2
Sampling Event
MW-18
Linear (MW-18)

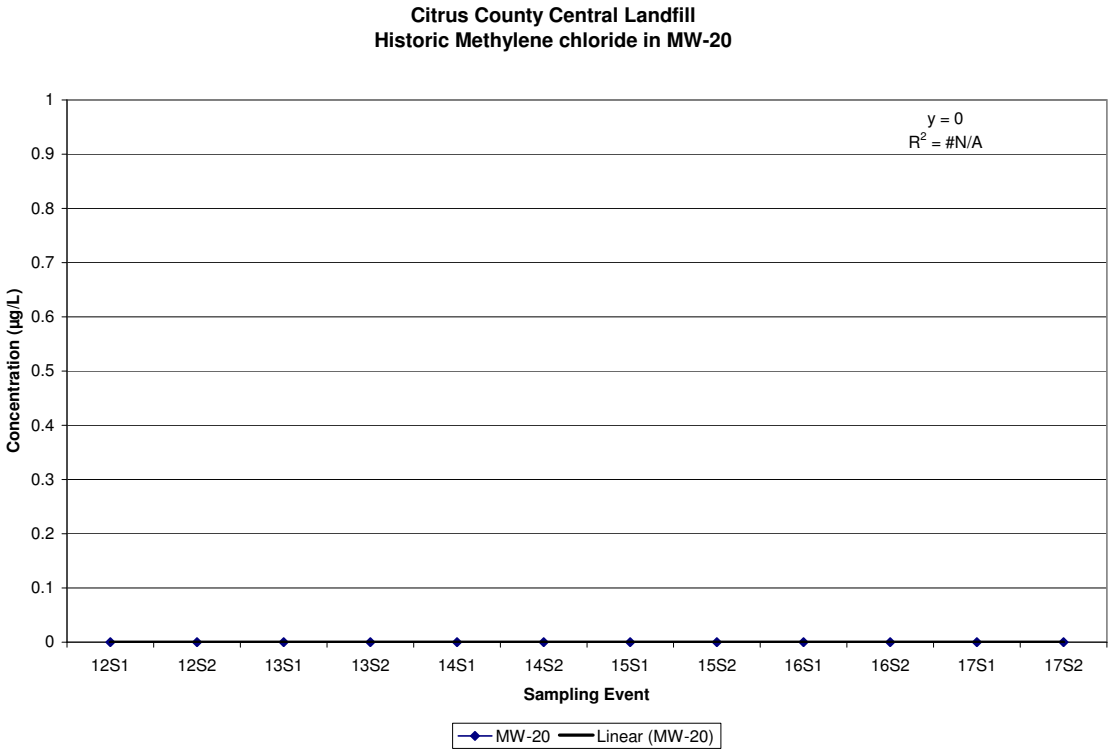
Citrus County Central Landfill
Historic Methylene chloride in MW-20
y = 0
R2 = #N/A
Concentration (µg/L)
1
0.9
0.8
0.7
0.6
0.5
0.4
0.3
0.2
0.1
0
12S1
12S2
13S1
13S2
14S1
14S2
15S1
15S2
16S1
16S2
17S1
17S2
Sampling Event
MW-20
Linear (MW-20)

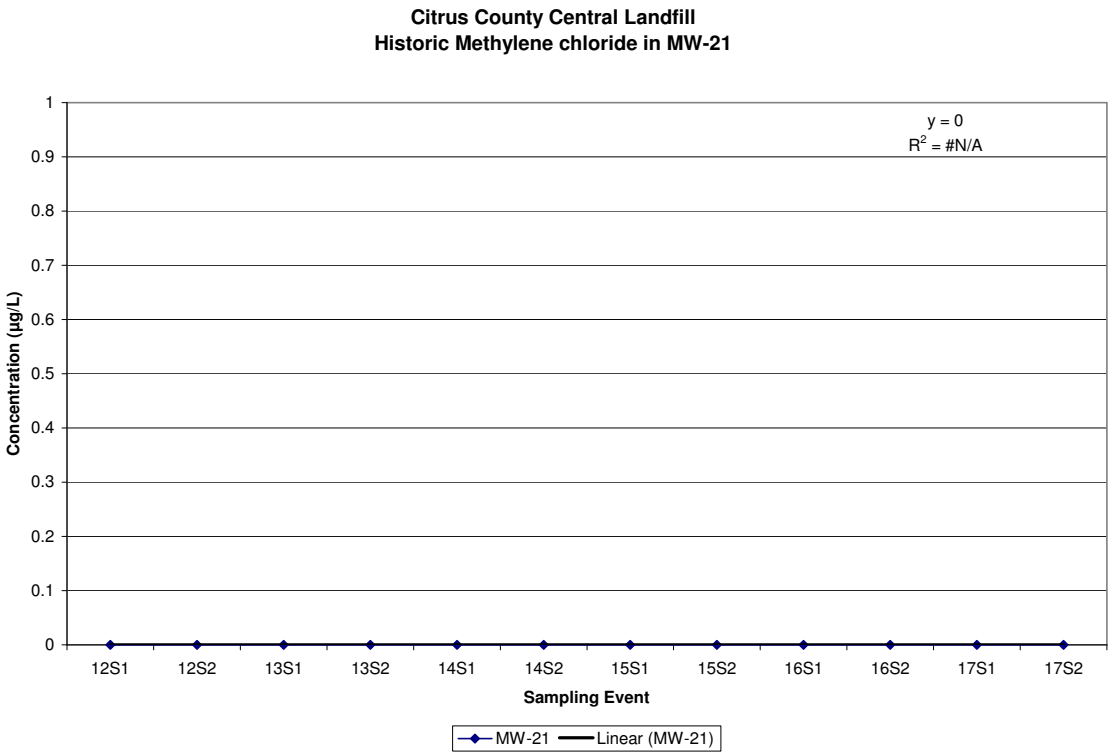
Citrus County Central Landfill
Historic Methylene chloride in MW-21
y = 0
R2 = #N/A
Concentration (µg/L)
1
0.9
0.8
0.7
0.6
0.5
0.4
0.3
0.2
0.1
0
12S1
12S2
13S1
13S2
14S1
14S2
15S1
15S2
16S1
16S2
17S1
17S2
Sampling Event
MW-21
Linear (MW-21)

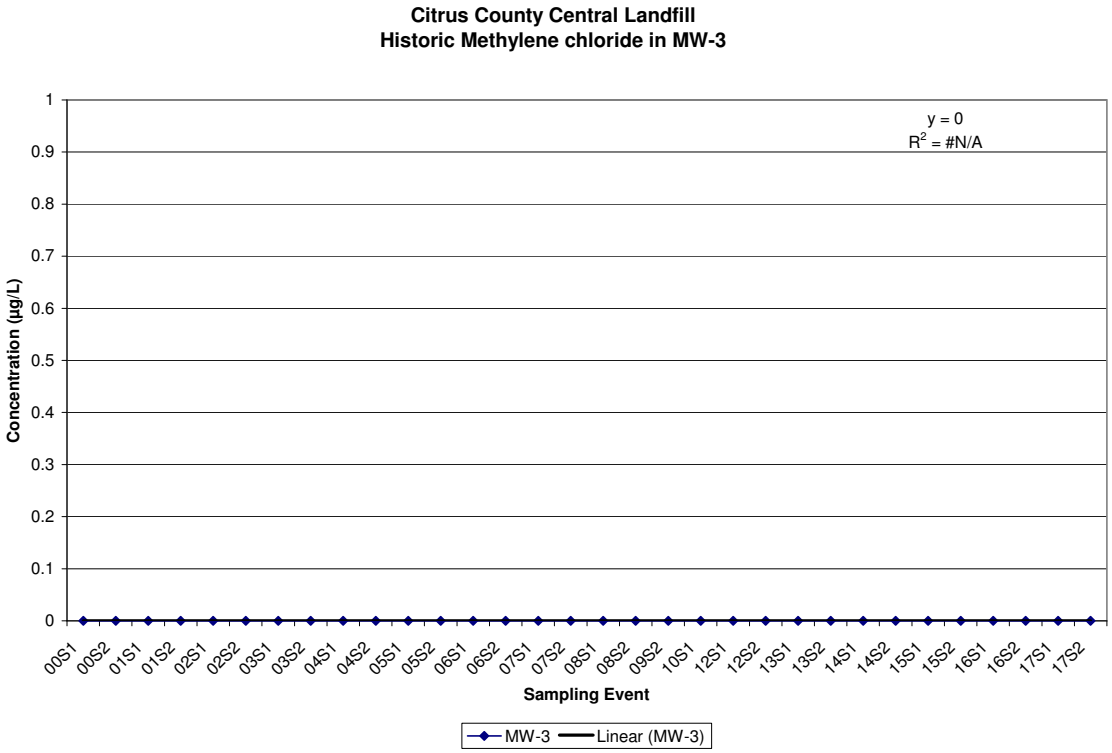
Citrus County Central Landfill
Historic Methylene chloride in MW-3
y = 0
R2 = #N/A
Concentration (µg/L)
1
0.9
0.8
0.7
0.6
0.5
0.4
0.3
0.2
0.1
0
00S1 00S2 01S1 01S2 02S1 02S2 03S1 03S2 04S1 04S2 05S1 05S2 06S1 06S2 07S1 07S2 08S1 08S2 09S2 10S1 12S1 12S2 13S1 13S2 14S1 14S2 15S1 15S2 16S1 16S2 17S1 17S2
Sampling Event
MW-3
Linear (MW-3)

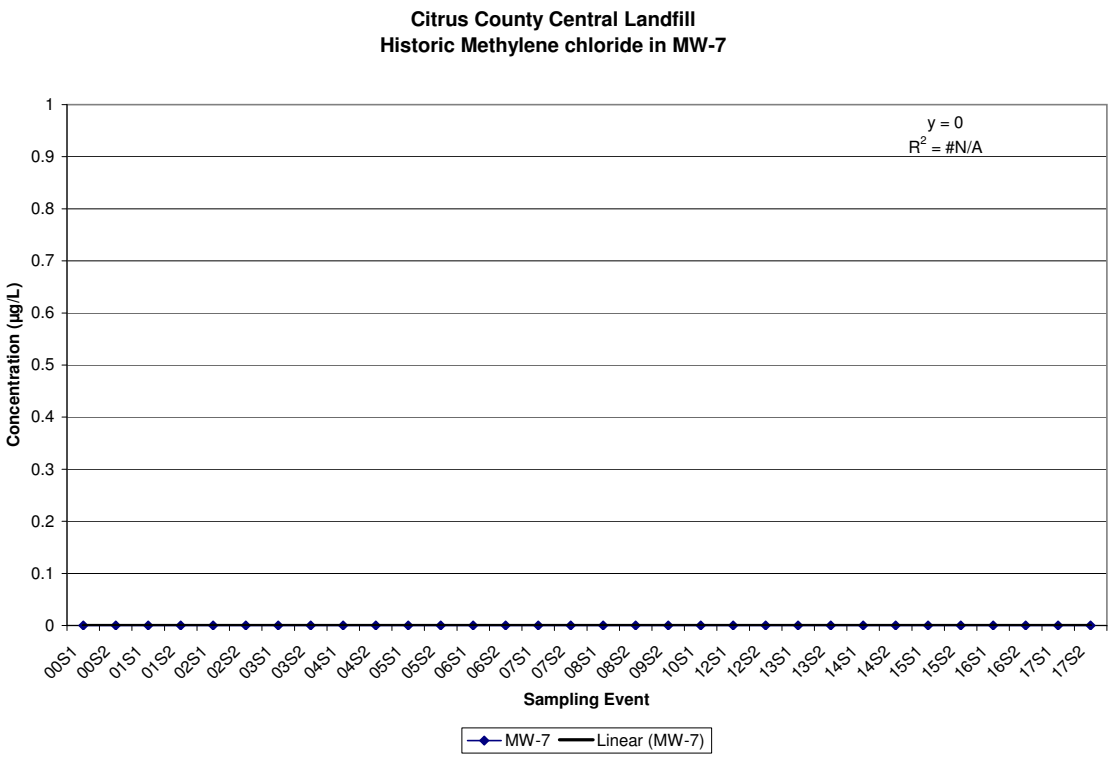
Citrus County Central Landfill
Historic Methylene chloride in MW-7
y = 0
R2 = #N/A
Concentration (µg/L)
1
0.9
0.8
0.7
0.6
0.5
0.4
0.3
0.2
0.1
0
00S1 00S2 01S1 01S2 02S1 02S2 03S1 03S2 04S1 04S2 05S1 05S2 06S1 06S2 07S1 07S2 08S1 08S2 09S2 10S1 12S1 12S2 13S1 13S2 14S1 14S2 15S1 15S2 16S1 16S2 17S1 17S2
Sampling Event
MW-7
Linear (MW-7)

Citrus County Central Landfill

Historical 1,1-Dichloroethane Data

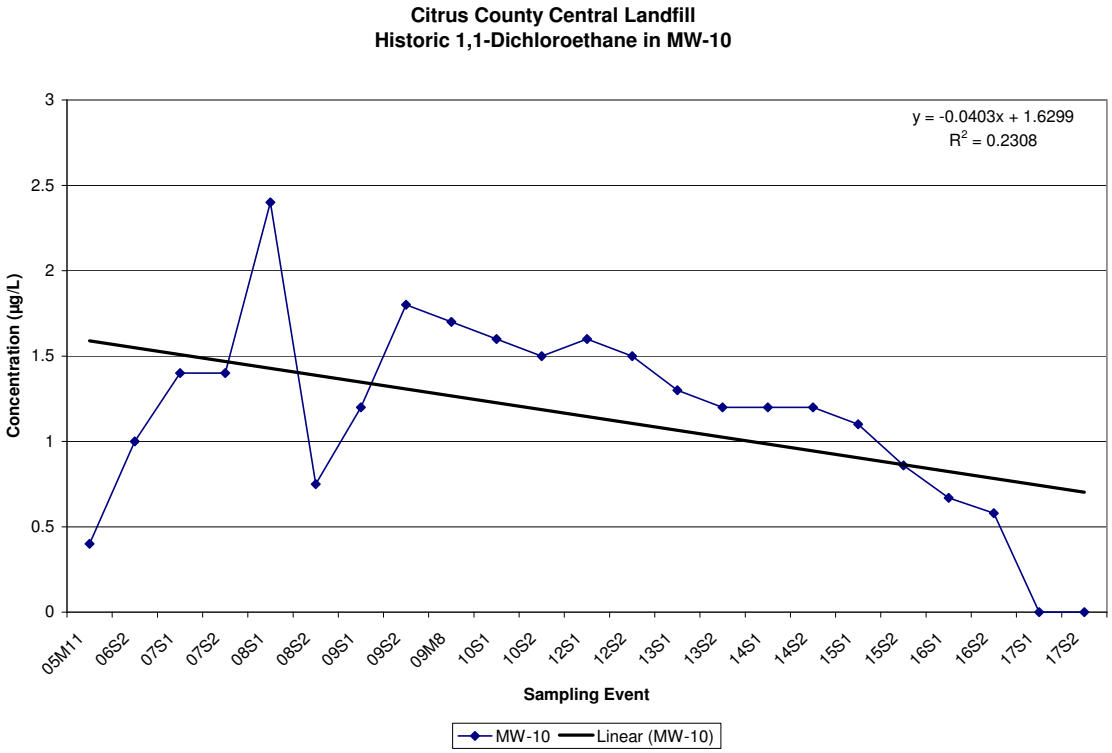
Citrus County Central Landfill
Historic 1,1-Dichloroethane in MW-10
y = -0.0403x + 1.6299
R2 = 0.2308
Concentration (µg/L)
3
2.5
2
1.5
1
0.5
0
05M11
06S2
07S1
07S2
08S1
08S2
09S1
09S2
09M8
10S1
10S2
12S1
12S2
13S1
13S2
14S1
14S2
15S1
15S2
16S1
16S2
17S1
17S2
Sampling Event
MW-10
Linear (MW-10)

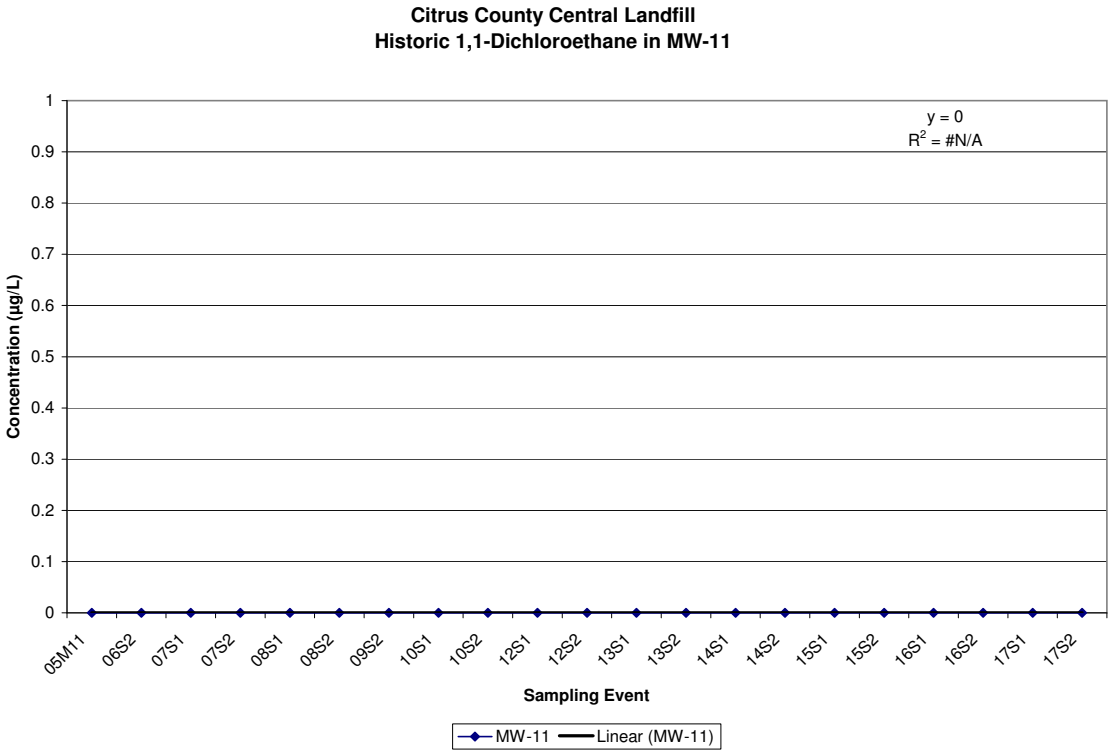
Citrus County Central Landfill
Historic 1,1-Dichloroethane in MW-11
y = 0
R2 = #N/A
Concentration (µg/L)
1
0.9
0.8
0.7
0.6
0.5
0.4
0.3
0.2
0.1
0
05M11
06S2
07S1
07S2
08S1
08S2
09S2
10S1
10S2
12S1
12S2
13S1
13S2
14S1
14S2
15S1
15S2
16S1
16S2
17S1
17S2
Sampling Event
MW-11
Linear (MW-11)

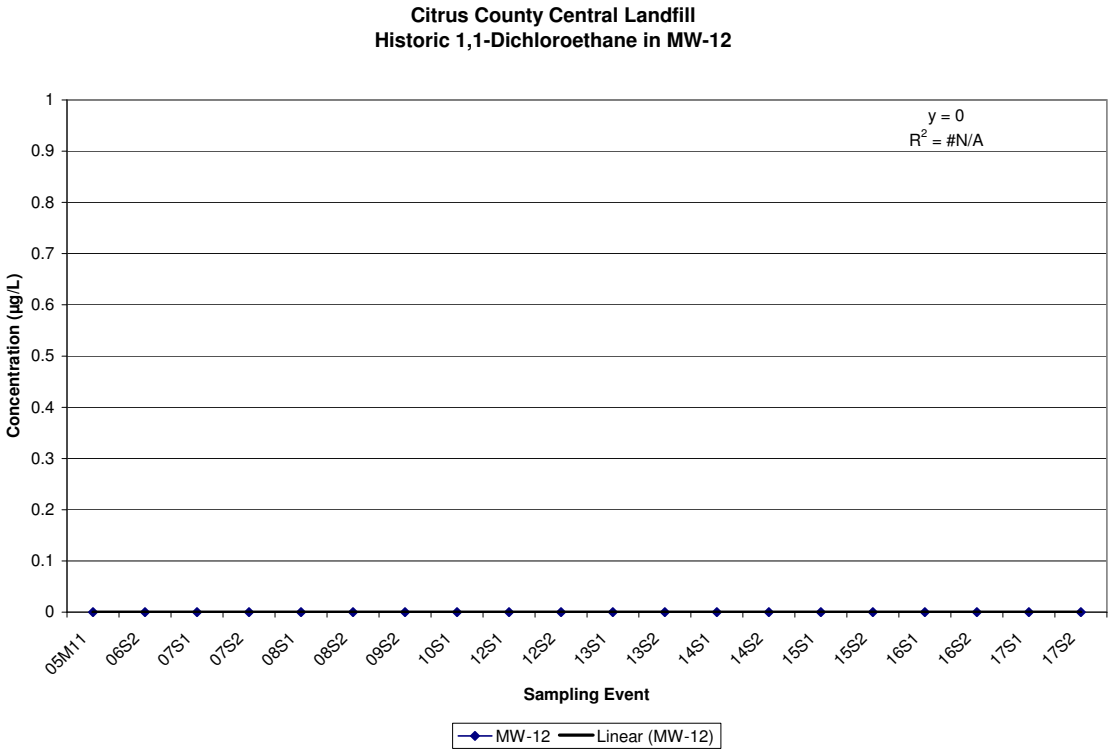
Citrus County Central Landfill
Historic 1,1-Dichloroethane in MW-12
y = 0
R2 = #N/A
Concentration (µg/L)
1
0.9
0.8
0.7
0.6
0.5
0.4
0.3
0.2
0.1
0
05M11
06S2
07S1
07S2
08S1
08S2
09S2
10S1
12S1
12S2
13S1
13S2
14S1
14S2
15S1
15S2
16S1
16S2
17S1
17S2
Sampling Event
MW-12
Linear (MW-12)

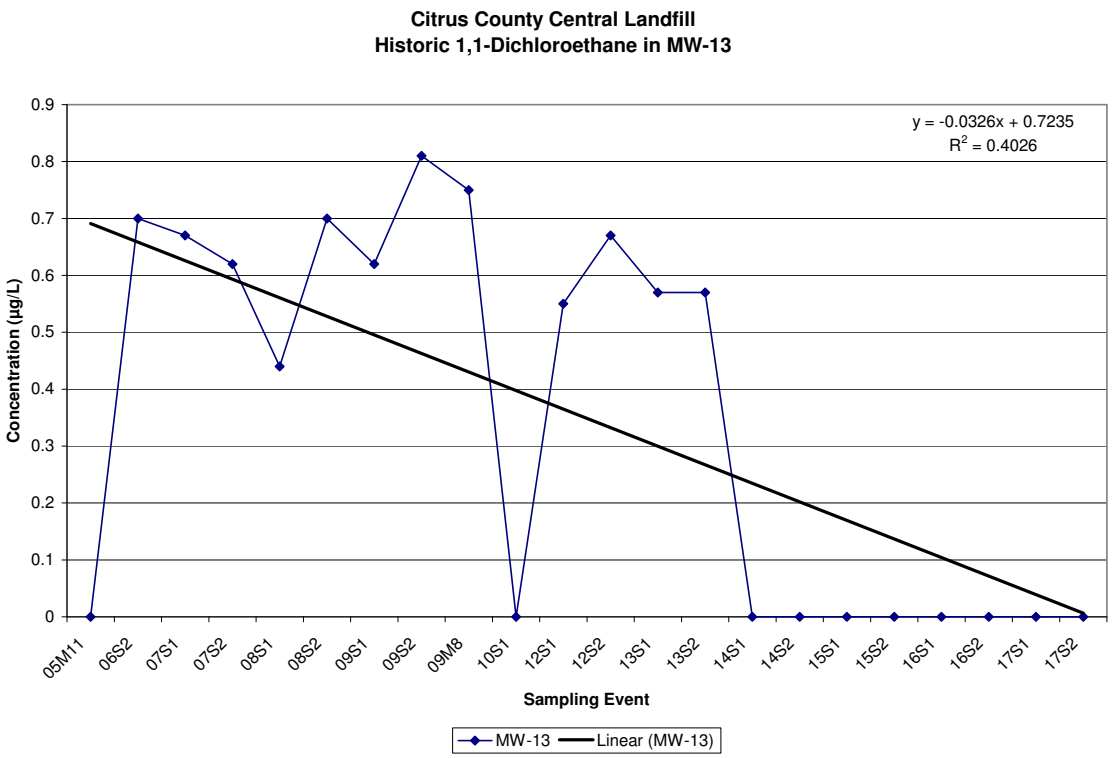
Citrus County Central Landfill
Historic 1,1-Dichloroethane in MW-13
y = -0.0326x + 0.7235
R2 = 0.4026
Concentration (µg/L)
0.9
0.8
0.7
0.6
0.5
0.4
0.3
0.2
0.1
0
05M11
06S2
07S1
07S2
08S1
08S2
09S1
09S2
09M8
10S1
12S1
12S2
13S1
13S2
14S1
14S2
15S1
15S2
16S1
16S2
17S1
17S2
Sampling Event
MW-13
Linear (MW-13)

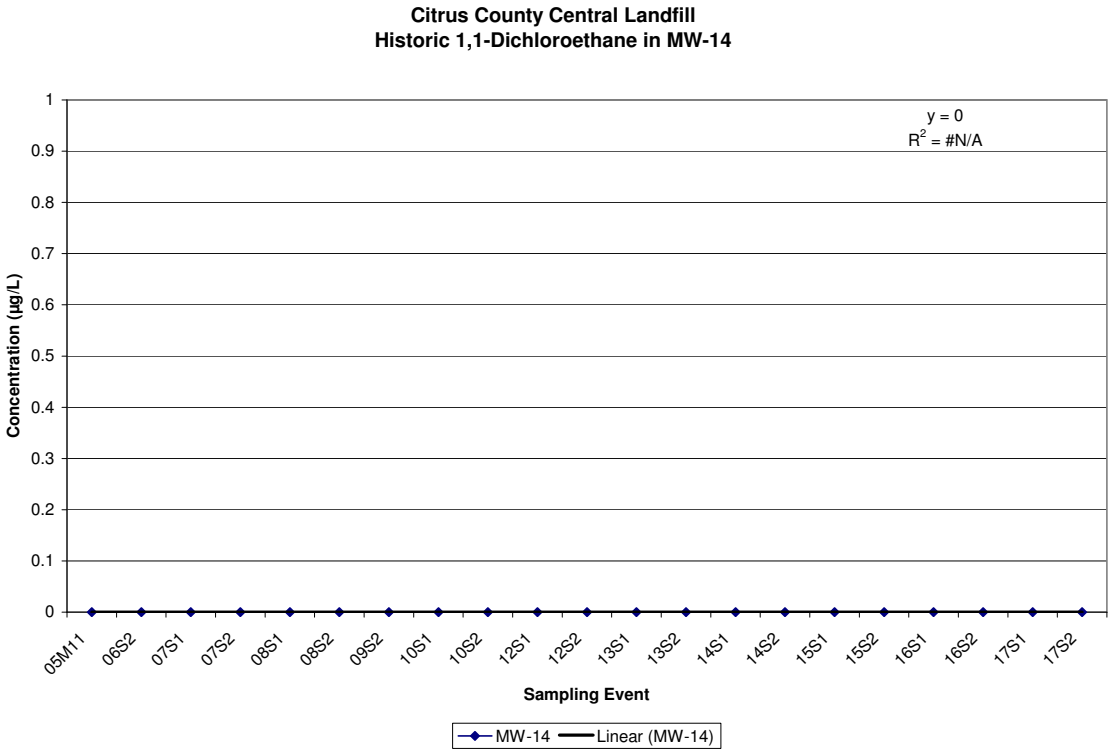
Citrus County Central Landfill
Historic 1,1-Dichloroethane in MW-14
y = 0
R2 = #N/A
Concentration (µg/L)
1
0.9
0.8
0.7
0.6
0.5
0.4
0.3
0.2
0.1
0
05M11
06S2
07S1
07S2
08S1
08S2
09S2
10S1
10S2
12S1
12S2
13S1
13S2
14S1
14S2
15S1
15S2
16S1
16S2
17S1
17S2
Sampling Event
MW-14
Linear (MW-14)

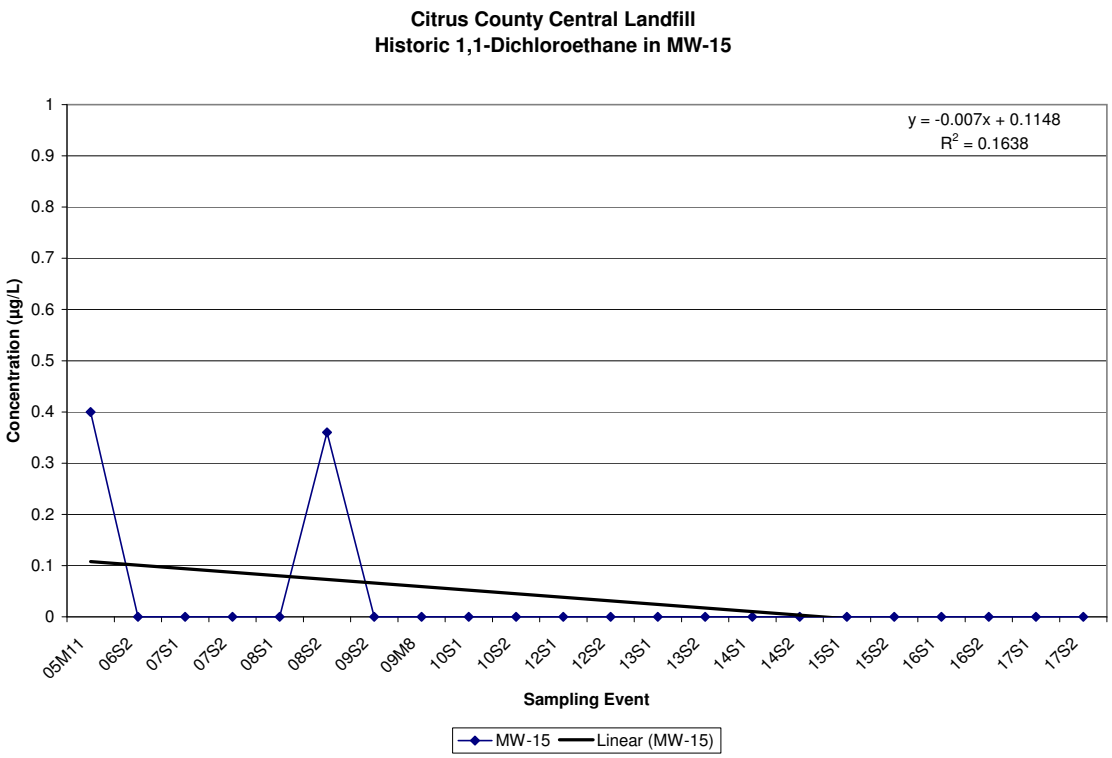
Citrus County Central Landfill
Historic 1,1-Dichloroethane in MW-15
y = -0.007x + 0.1148
R2 = 0.1638
Concentration (µg/L)
1
0.9
0.8
0.7
0.6
0.5
0.4
0.3
0.2
0.1
0
05M11
06S2
07S1
07S2
08S1
08S2
09S2
09M8
10S1
10S2
12S1
12S2
13S1
13S2
14S1
14S2
15S1
15S2
16S1
16S2
17S1
17S2
Sampling Event
MW-15
Linear (MW-15)

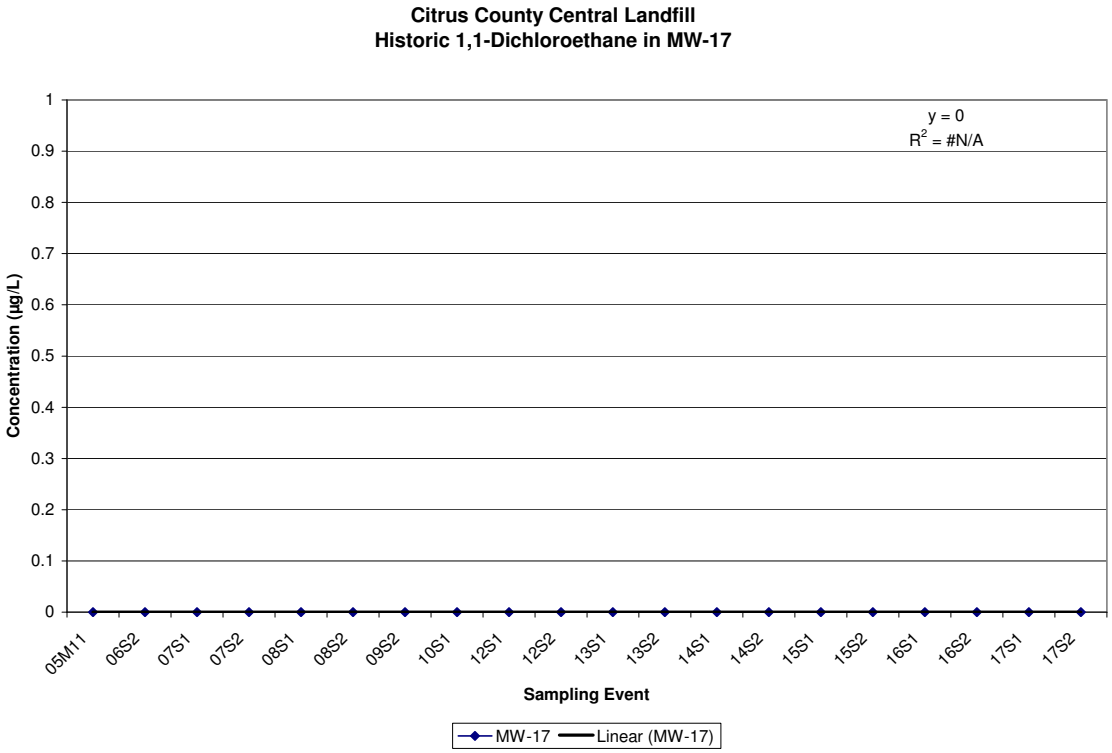
Citrus County Central Landfill
Historic 1,1-Dichloroethane in MW-17
y = 0
R2 = #N/A
Concentration (µg/L)
1
0.9
0.8
0.7
0.6
0.5
0.4
0.3
0.2
0.1
0
05M11
06S2
07S1
07S2
08S1
08S2
09S2
10S1
12S1
12S2
13S1
13S2
14S1
14S2
15S1
15S2
16S1
16S2
17S1
17S2
Sampling Event
MW-17
Linear (MW-17)

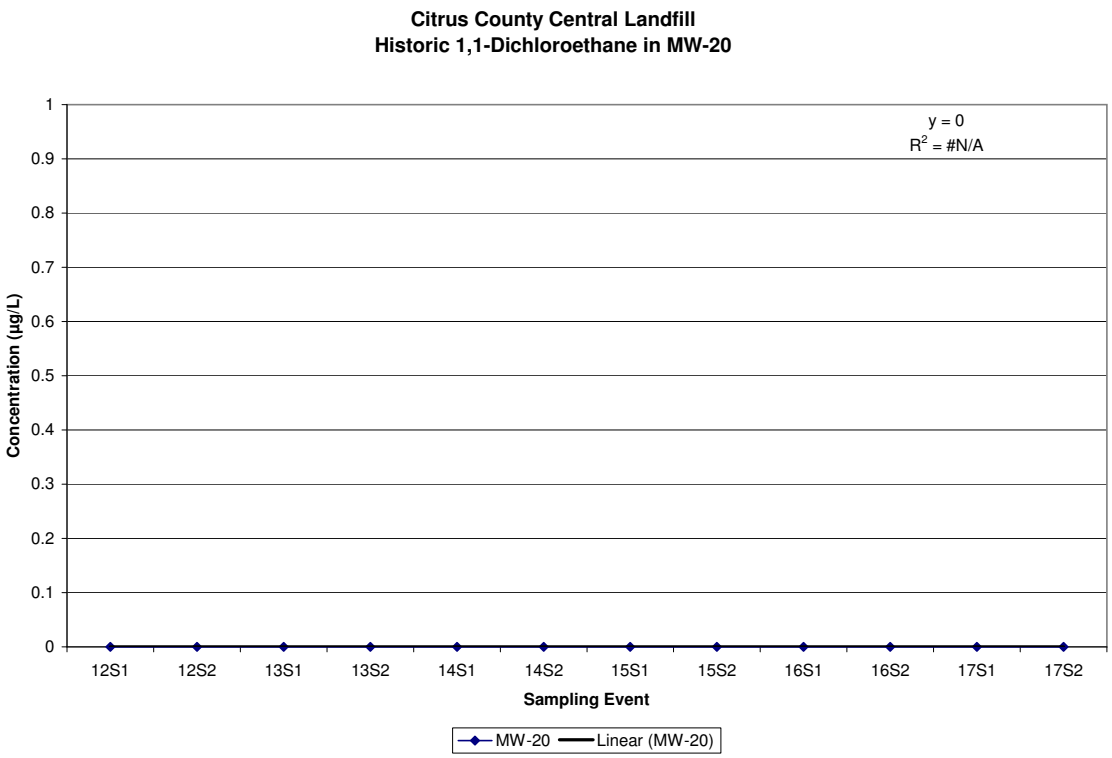
Citrus County Central Landfill
Historic 1,1-Dichloroethane in MW-20
y = 0
R2 = #N/A
Concentration (µg/L)
1
0.9
0.8
0.7
0.6
0.5
0.4
0.3
0.2
0.1
0
12S1
12S2
13S1
13S2
14S1
14S2
15S1
15S2
16S1
16S2
17S1
17S2
Sampling Event
MW-20
Linear (MW-20)

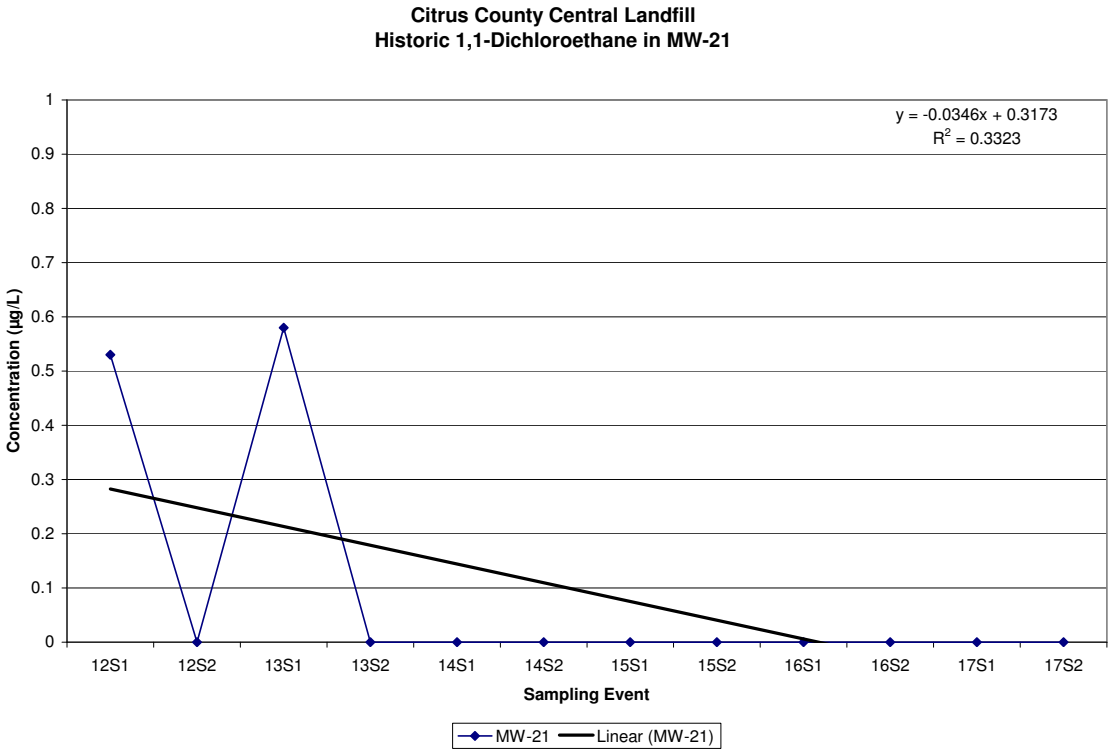
Citrus County Central Landfill
Historic 1,1-Dichloroethane in MW-21
y = -0.0346x + 0.3173
R2 = 0.3323
Concentration (µg/L)
1
0.9
0.8
0.7
0.6
0.5
0.4
0.3
0.2
0.1
0
12S1
12S2
13S1
13S2
14S1
14S2
15S1
15S2
16S1
16S2
17S1
17S2
Sampling Event
MW-21
Linear (MW-21)

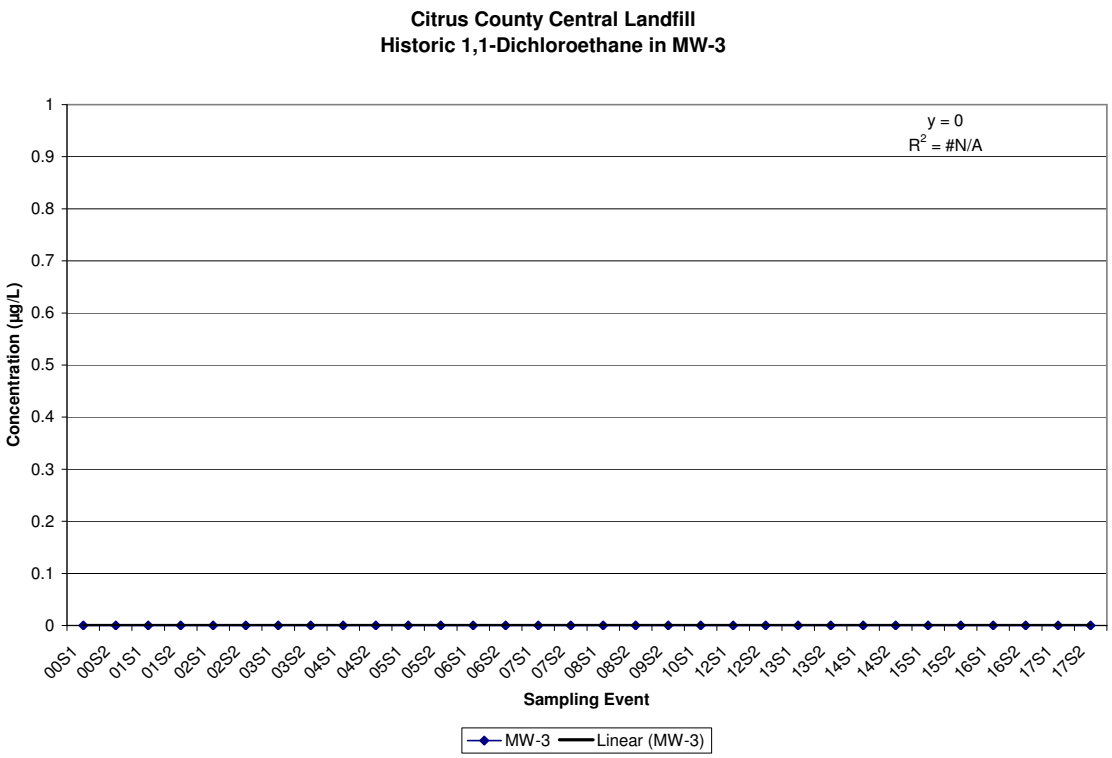
Citrus County Central Landfill
Historic 1,1-Dichloroethane in MW-3
y = 0
R2 = #N/A
Concentration (µg/L)
1
0.9
0.8
0.7
0.6
0.5
0.4
0.3
0.2
0.1
0
00S1
00S2
01S1
01S2
02S1
02S2
03S1
03S2
04S1
04S2
05S1
05S2
06S1
06S2
07S1
07S2
08S1
08S2
09S2
10S1
12S1
12S2
13S1
13S2
14S1
14S2
15S1
15S2
16S1
16S2
17S1
17S2
Sampling Event
MW-3
Linear (MW-3)

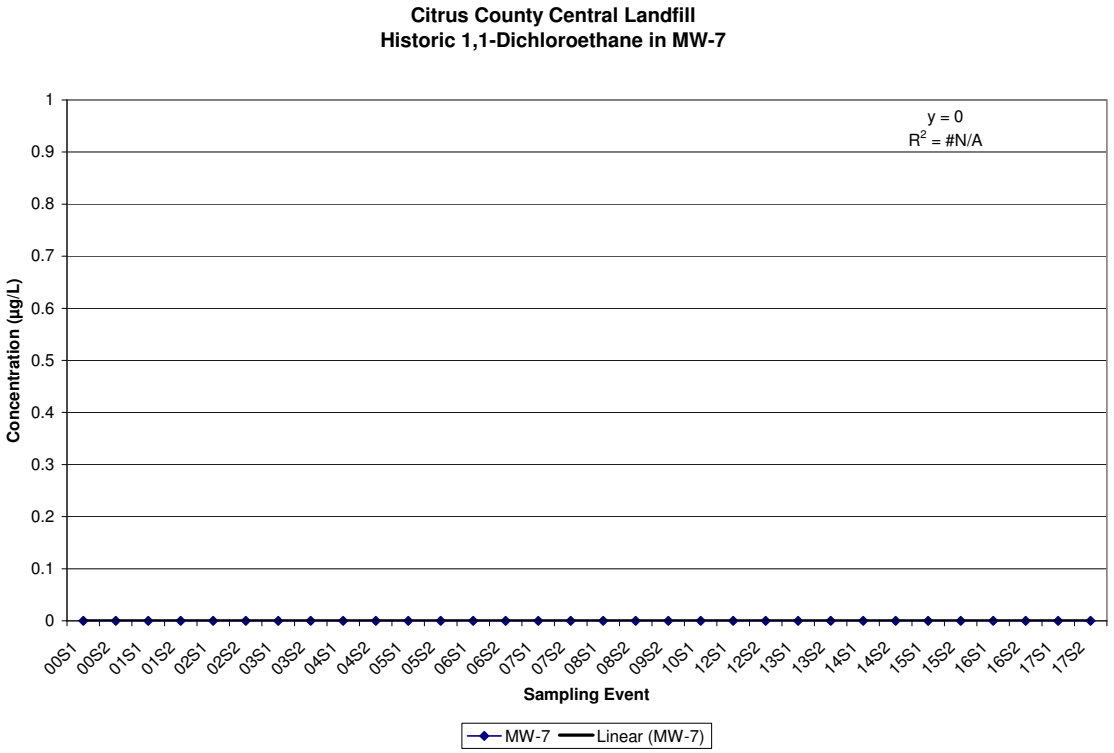
Citrus County Central Landfill
Historic 1,1-Dichloroethane in MW-7
y = 0
R2 = #N/A
Concentration (µg/L)
1
0.9
0.8
0.7
0.6
0.5
0.4
0.3
0.2
0.1
0
00S1
00S2
01S1
01S2
02S1
02S2
03S1
03S2
04S1
04S2
05S1
05S2
06S1
06S2
07S1
07S2
08S1
08S2
09S2
10S1
12S1
12S2
13S1
13S2
14S1
14S2
15S1
15S2
16S1
16S2
17S1
17S2
Sampling Event
MW-7
Linear (MW-7)

Citrus County Central Landfill

Historical cis-1,2-Dichloroethene Data

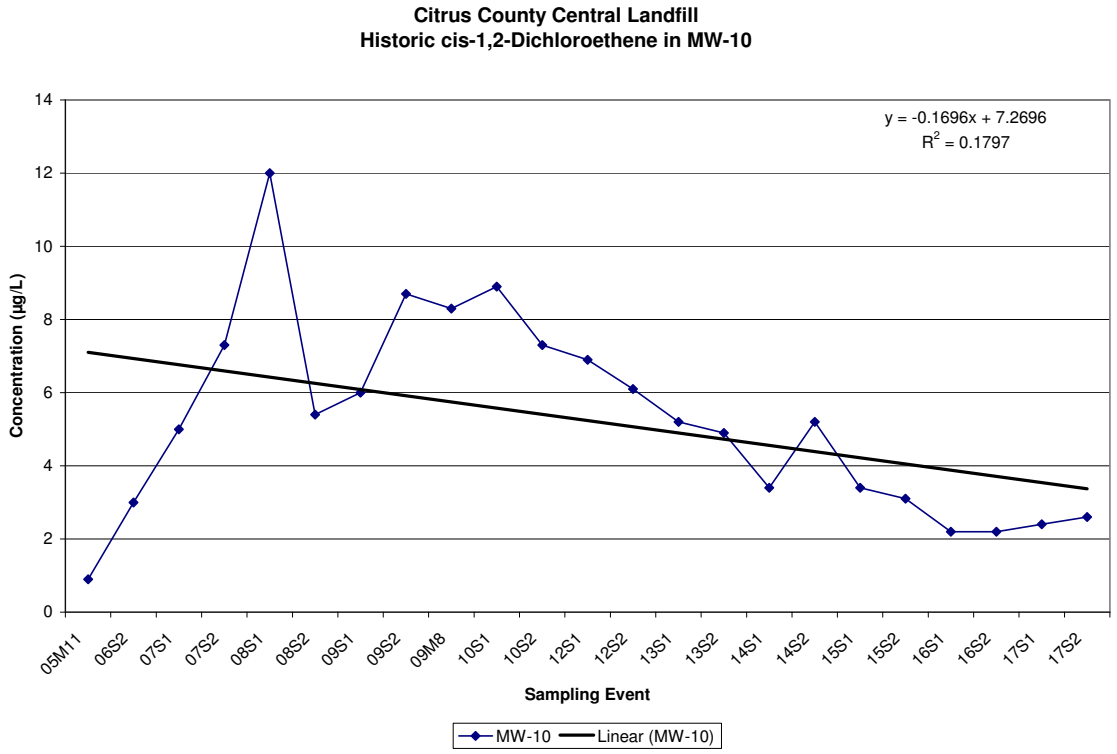
Citrus County Central Landfill
Historic cis-1,2-Dichloroethene in MW-10
y = -0.1696x + 7.2696
R2 = 0.1797
Concentration (µg/L)
0
2
4
6
8
10
12
14
05M11
06S2
07S1
07S2
08S1
08S2
09S1
09S2
09M8
10S1
10S2
12S1
12S2
13S1
13S2
14S1
14S2
15S1
15S2
16S1
16S2
17S1
17S2
Sampling Event
MW-10
Linear (MW-10)

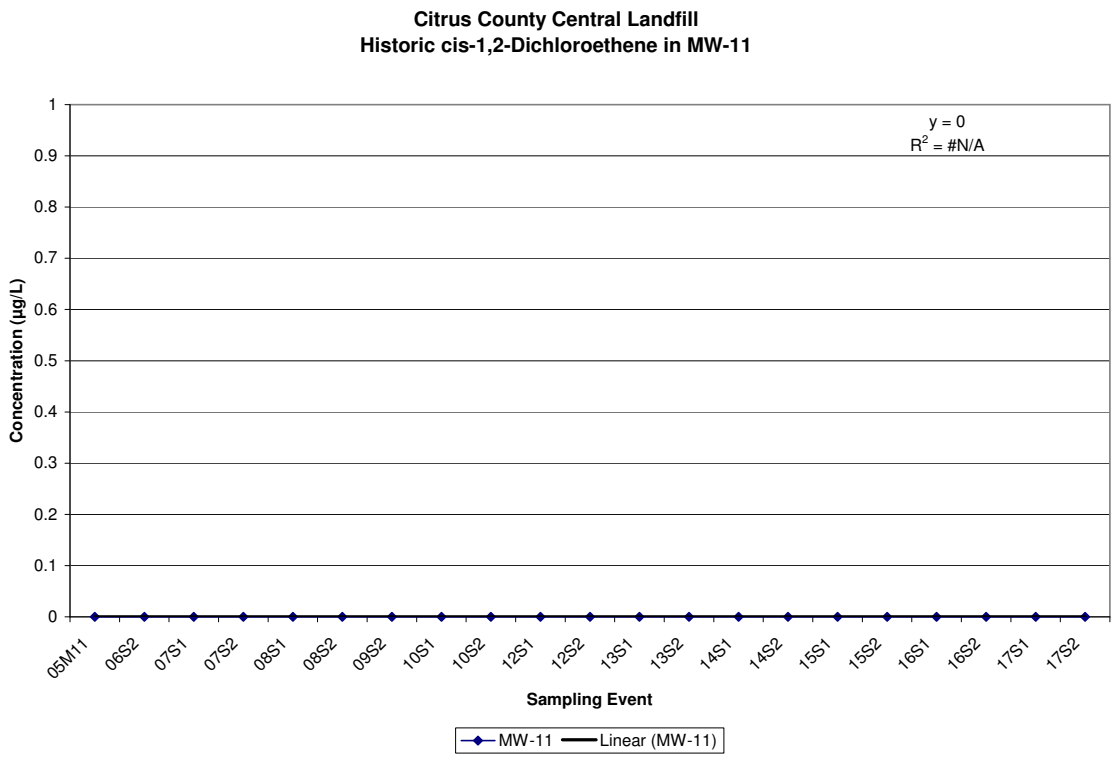
Citrus County Central Landfill
Historic cis-1,2-Dichloroethene in MW-11
y = 0
R2 = #N/A
Concentration (µg/L)
0
0.1
0.2
0.3
0.4
0.5
0.6
0.7
0.8
0.9
1
05M11
06S2
07S1
07S2
08S1
08S2
09S2
10S1
10S2
12S1
12S2
13S1
13S2
14S1
14S2
15S1
15S2
16S1
16S2
17S1
17S2
Sampling Event
MW-11
Linear (MW-11)

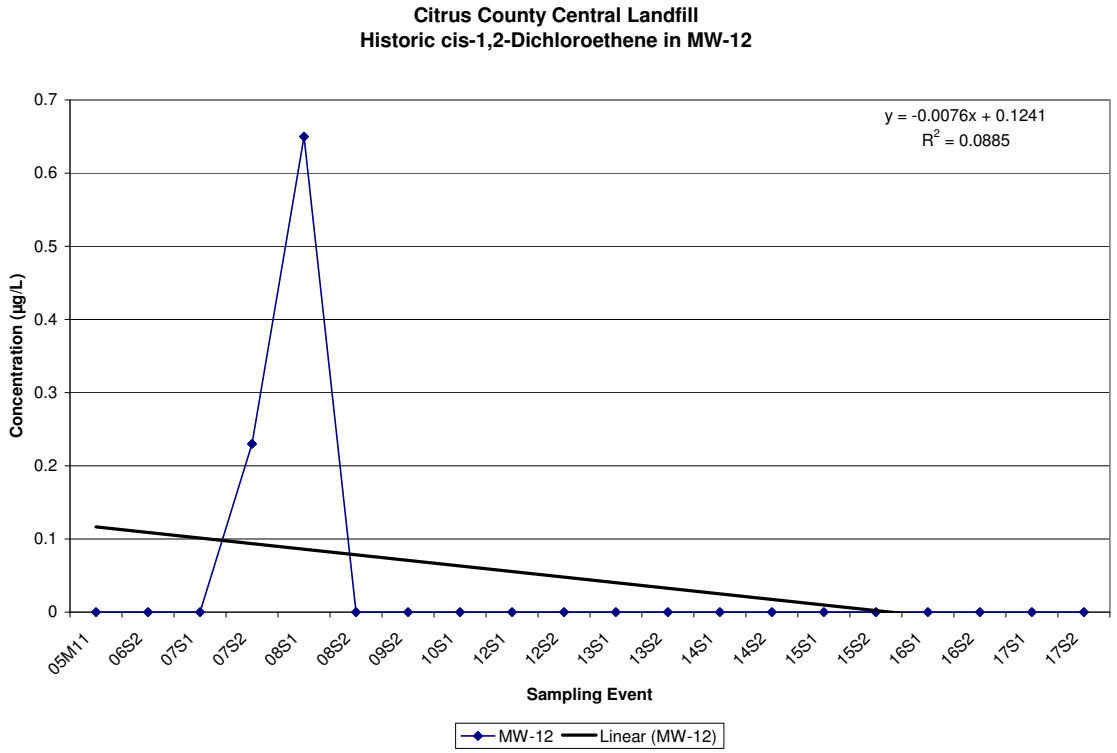
Citrus County Central Landfill
Historic cis-1,2-Dichloroethene in MW-12
y = -0.0076x + 0.1241
R2 = 0.0885
Concentration (µg/L)
0.7
0.6
0.5
0.4
0.3
0.2
0.1
0
05M11
06S2
07S1
07S2
08S1
08S2
09S2
10S1
12S1
12S2
13S1
13S2
14S1
14S2
15S1
15S2
16S1
16S2
17S1
17S2
Sampling Event
MW-12
Linear (MW-12)

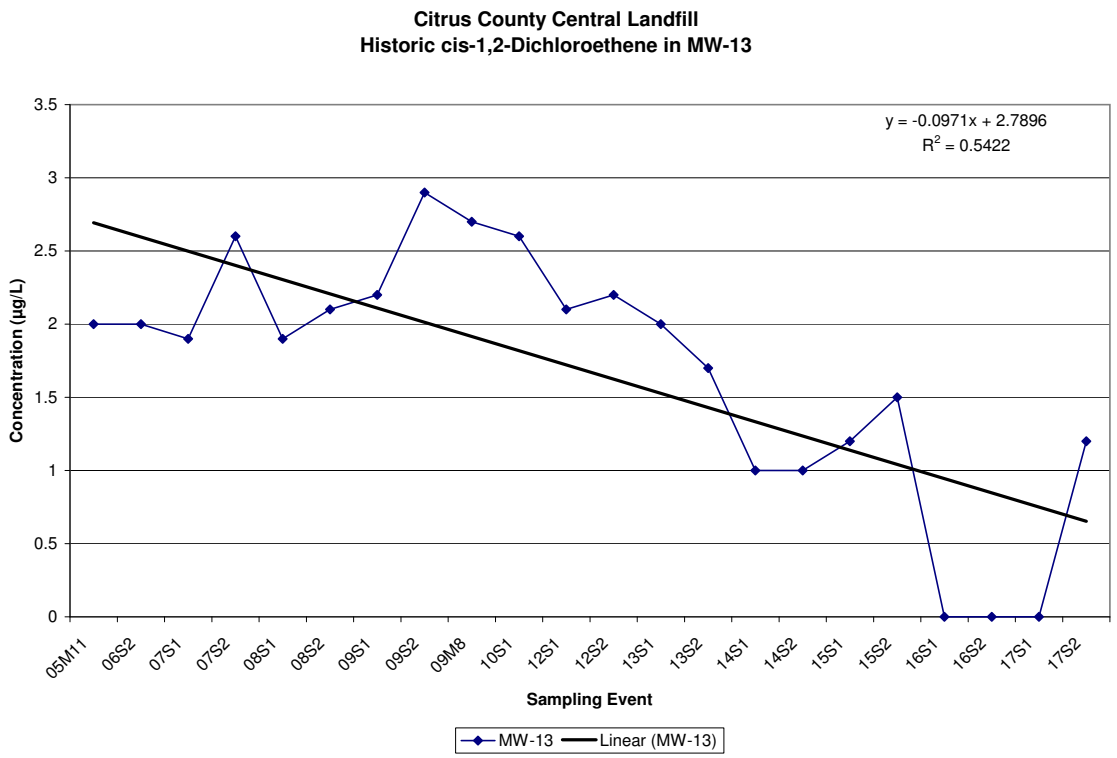
Citrus County Central Landfill
Historic cis-1,2-Dichloroethene in MW-13
y = -0.0971x + 2.7896
R2 = 0.5422
Concentration (µg/L)
3.5
3
2.5
2
1.5
1
0.5
0
05M11
06S2
07S1
07S2
08S1
08S2
09S1
09S2
09M8
10S1
12S1
12S2
13S1
13S2
14S1
14S2
15S1
15S2
16S1
16S2
17S1
17S2
Sampling Event
MW-13
Linear (MW-13)

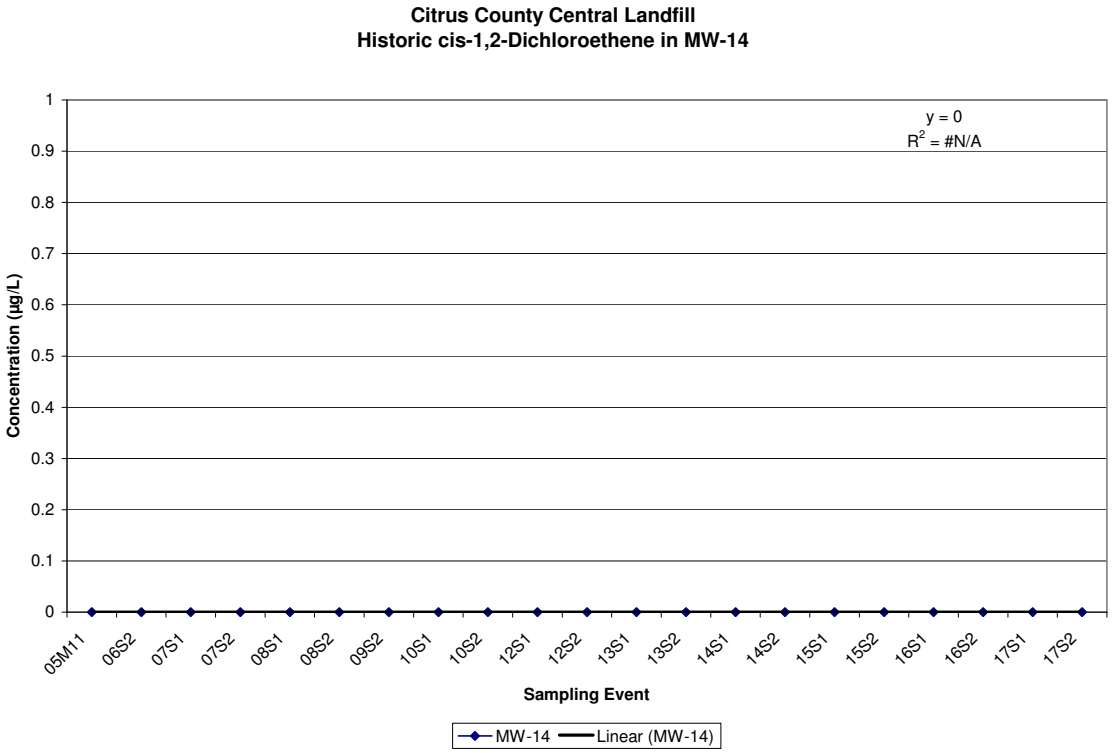
Citrus County Central Landfill
Historic cis-1,2-Dichloroethene in MW-14
y = 0
R2 = #N/A
Concentration (µg/L)
1
0.9
0.8
0.7
0.6
0.5
0.4
0.3
0.2
0.1
0
05M11
06S2
07S1
07S2
08S1
08S2
09S2
10S1
10S2
12S1
12S2
13S1
13S2
14S1
14S2
15S1
15S2
16S1
16S2
17S1
17S2
Sampling Event
MW-14
Linear (MW-14)

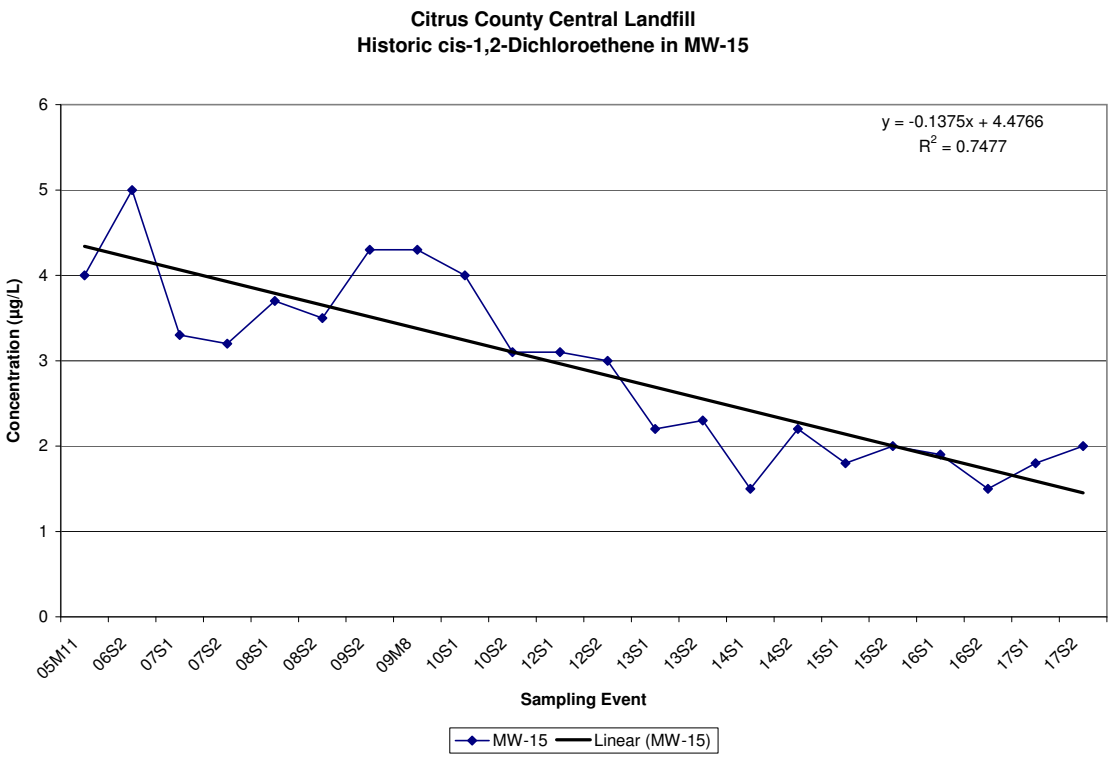
Citrus County Central Landfill
Historic cis-1,2-Dichloroethene in MW-15
y = -0.1375x + 4.4766
R2 = 0.7477
Concentration (µg/L)
6
5
4
3
2
1
0
05M11
06S2
07S1
07S2
08S1
08S2
09S2
09M8
10S1
10S2
12S1
12S2
13S1
13S2
14S1
14S2
15S1
15S2
16S1
16S2
17S1
17S2
Sampling Event
MW-15
Linear (MW-15)

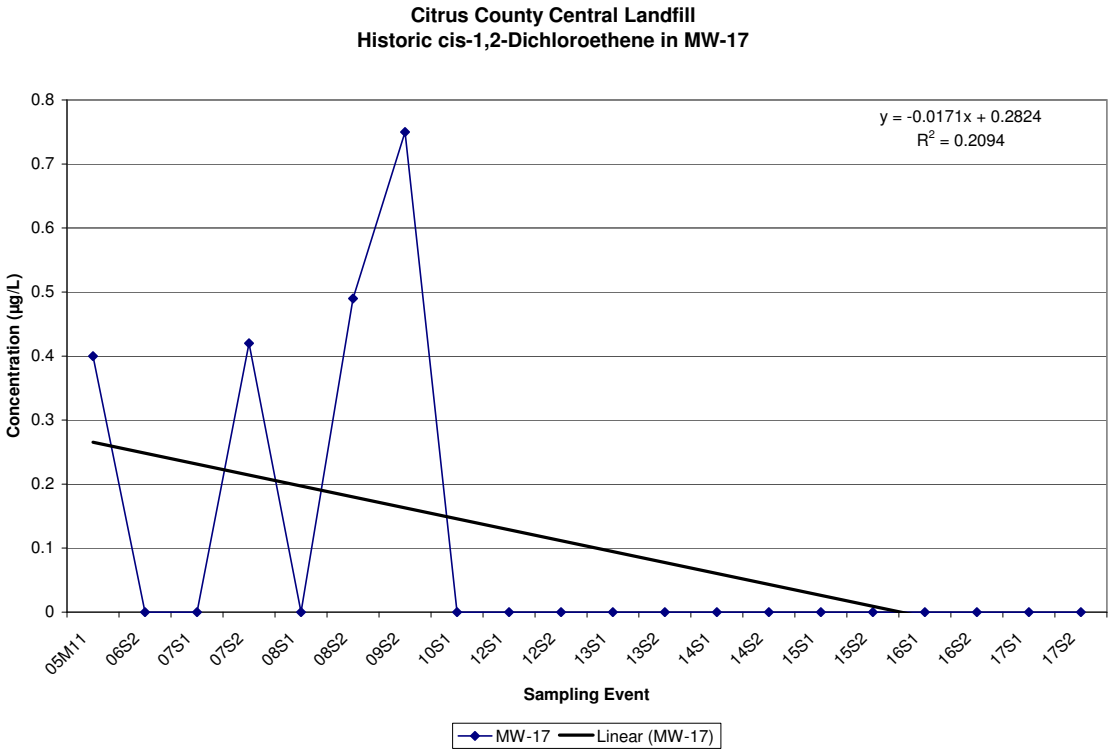
Citrus County Central Landfill
Historic cis-1,2-Dichloroethene in MW-17
y = -0.0171x + 0.2824
R2 = 0.2094
Concentration (µg/L)
0.8
0.7
0.6
0.5
0.4
0.3
0.2
0.1
0
05M11
06S2
07S1
07S2
08S1
08S2
09S2
10S1
12S1
12S2
13S1
13S2
14S1
14S2
15S1
15S2
16S1
16S2
17S1
17S2
Sampling Event
MW-17
Linear (MW-17)

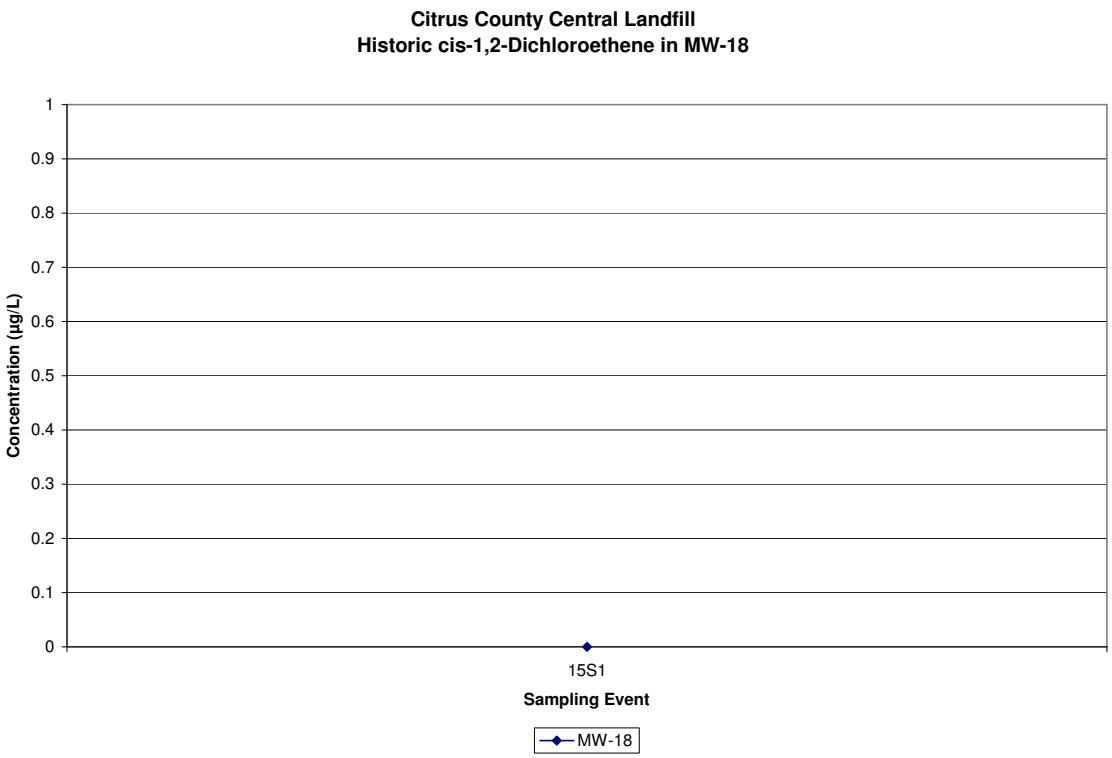
Citrus County Central Landfill
Historic cis-1,2-Dichloroethene in MW-18
Concentration (µg/L)
1
0.9
0.8
0.7
0.6
0.5
0.4
0.3
0.2
0.1
0
15S1
Sampling Event
MW-18

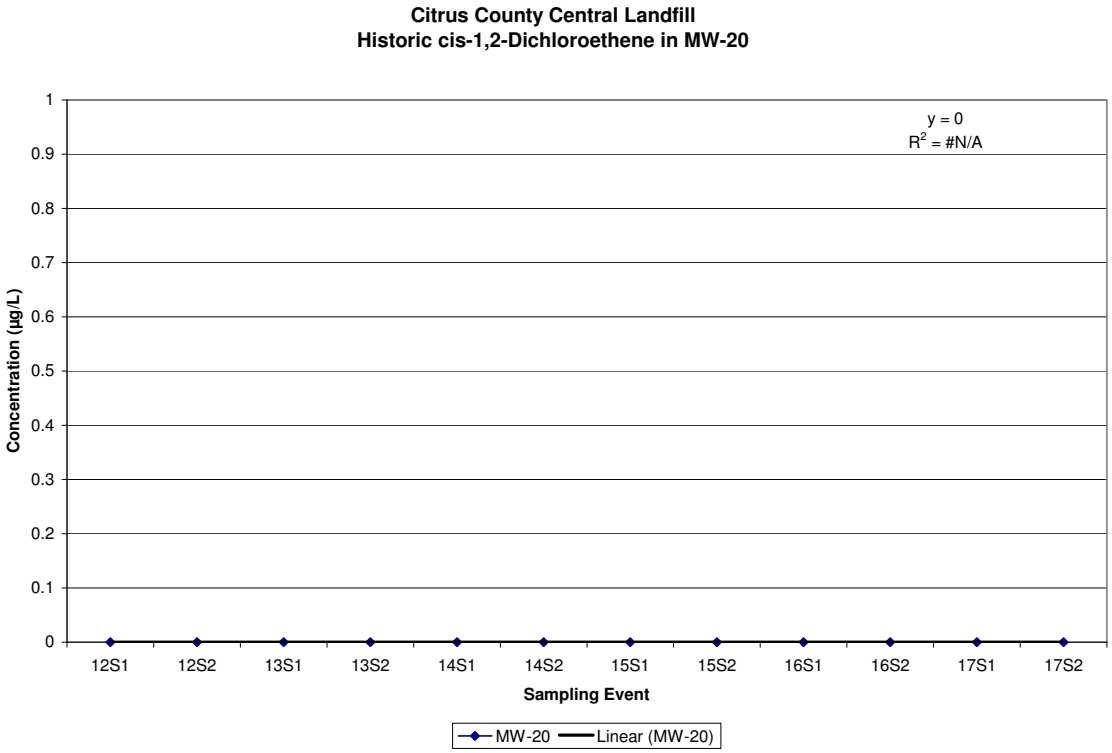
Citrus County Central Landfill
Historic cis-1,2-Dichloroethene in MW-20
y = 0
R2 = #N/A
Concentration (µg/L)
1
0.9
0.8
0.7
0.6
0.5
0.4
0.3
0.2
0.1
0
12S1
12S2
13S1
13S2
14S1
14S2
15S1
15S2
16S1
16S2
17S1
17S2
Sampling Event
MW-20
Linear (MW-20)

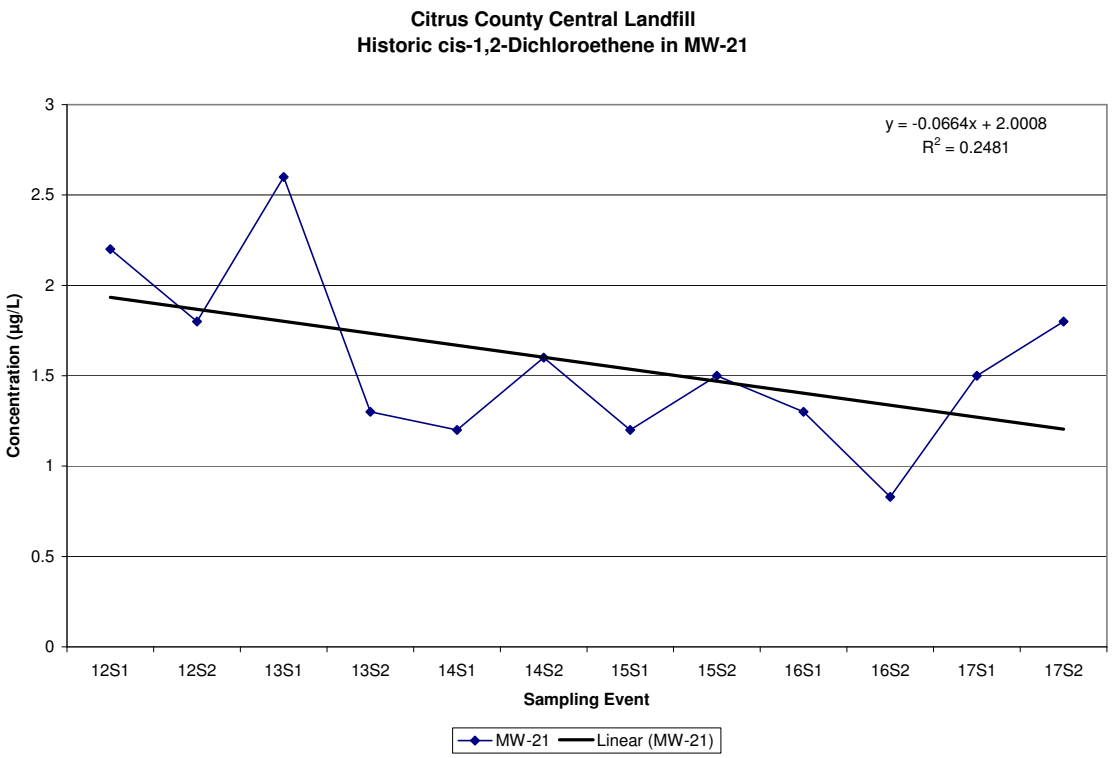
Citrus County Central Landfill
Historic cis-1,2-Dichloroethene in MW-21
y = -0.0664x + 2.0008
R2 = 0.2481
Concentration (µg/L)
3
2.5
2
1.5
1
0.5
0
12S1
12S2
13S1
13S2
14S1
14S2
15S1
15S2
16S1
16S2
17S1
17S2
Sampling Event
MW-21
Linear (MW-21)

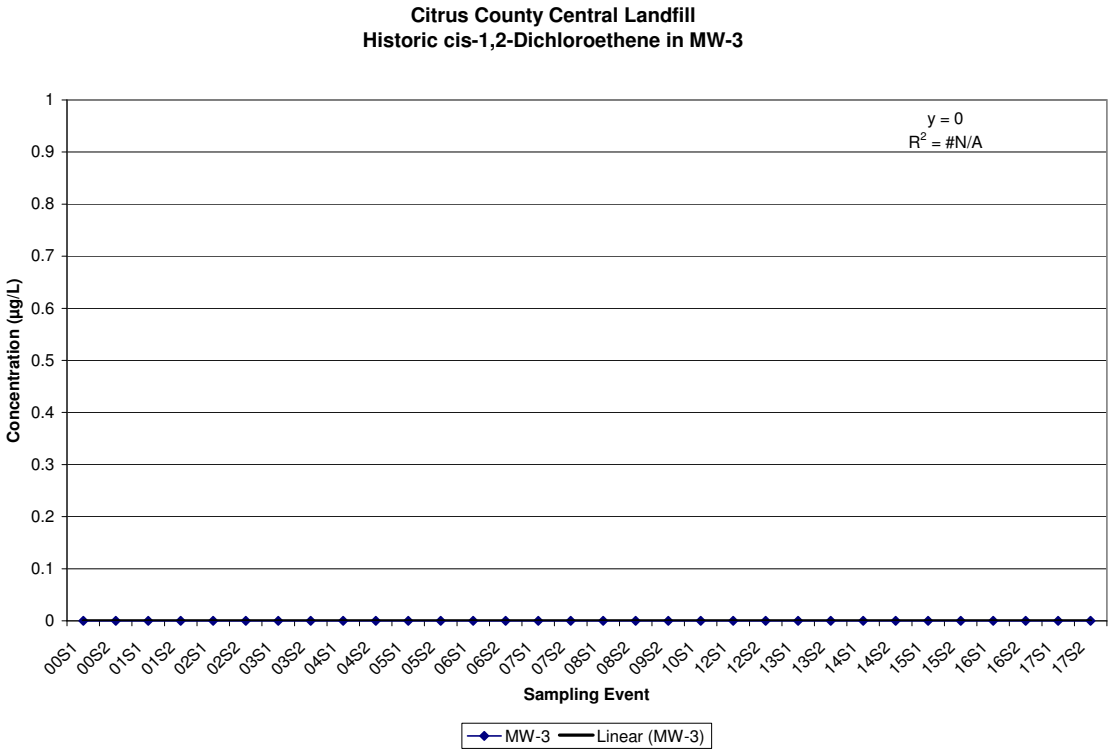
Citrus County Central Landfill
Historic cis-1,2-Dichloroethene in MW-3
y = 0
R2 = #N/A
Concentration (µg/L)
Sampling Event
MW-3
Linear (MW-3)

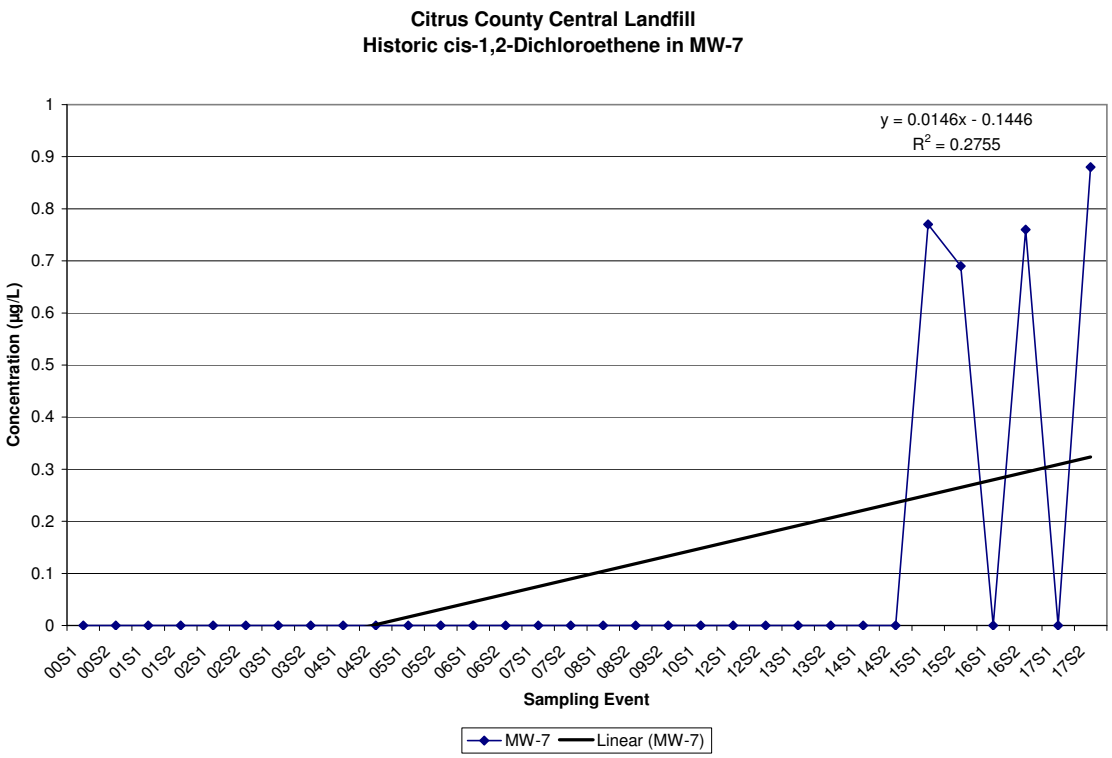
Citrus County Central Landfill
Historic cis-1,2-Dichloroethene in MW-7
y = 0.0146x - 0.1446
R2 = 0.2755
Concentration (µg/L)
Sampling Event
MW-7
Linear (MW-7)