ENTERPRISE CLASS III LANDFILL
AND RECYCLING FACILITY
SECOND SEMIANNUAL COMPLIANCE MONITORING REPORT 2017

DEP PERMIT NO. 177982-020-SC/T3, WACS No. 87895

Prepared by:

LOCKLEAR AND ASSOCIATES, INC.
4140 NW 37th Place, Suite A
Gainesville, Florida 32606

January 2018



Florida Department of Environmental Protection

Bob Martinez Center
2600 Blair Stone Road
Tallahassee, Florida 32399-2400

DEP Form #: 62-701.900(31), F.A.C
Form Title: Water Quality Monitoring Certification
Effective Date: January 6, 2010
Incorporated in Rule 62-701.510(9), F.A.C.

WATER QUALITY MONITORING CERTIFICATION

PART I GENERAL INFORMATION

(1) Facility Name Enterprise Class III Landfill and Recycling Facility

Address 41111 Enterprise Road

City Dade City, Florida Zip 33525 County Pasco

Telephone Number (813) 477-1719

(2) WACS Facility ID 87895

(3) DEP Permit Number 177982-020-SO/T3

(4) Authorized Representative's Name Walker Wrenn, P.G. Title Environmental Division

Address 4140 NW 37th Place, Suite A

City Gainesville, Florida Zip 32606 County Alachua

Telephone Number (352)672-6867

Email address (if available) walker@locklearconsulting.com

CERTIFICATION

I certify under penalty of law that I have personally examined and am familiar with the information submitted in this document and all attachments and that, based on my inquiry of those individuals immediately responsible for obtaining the information, I believe that the information is true, accurate, and complete. I am aware that there are significant penalties for submission of false information including the possibility of fine and imprisonment.

1/5/18 (Date)

(Owner or Authorized Representative's Signature)

PART II QUALITY ASSURANCE REQUIREMENTS

Sampling Organization Ideal Tech Services

Analytical Lab NELAC / HRS Certification # E83079

Lab Name Environmental Conservation Laboratories, Inc.

Address 10775 Central Port Drive, Orlando, Florida 32824

Phone Number (407)826-5314

Email address (if available)

Locklear & Associates

TEL (352) 672-6867
FAX (352) 692-5930
4140 NW 37th Place, Suite A,
Gainesville, FL 32606
www.locklearconsulting.com

January 4, 2018

Justin Chamberlain, P.G.
Florida Department of Environmental Protection – Southwest District
13051 N. Telecom Parkway
Temple Terrace, Florida 33637

RE: Compliance Monitoring Report – Second Semiannual 2017
Enterprise Class III Landfill and Recycling Facility
Permit No. 177982-020-SC/T3
WACS No. 87895

Dear Mr. Chamberlain:

This report presents data from the second 2017 (17S2) semiannual sampling event at the Enterprise Class III Landfill and Recycling Facility performed on November 20 and 21, 2017.

All groundwater wells which require semiannual sampling were sampled and analyzed for the parameters listed in Appendix 3.4.c of the permit with the exception of BW-1A, MW-8, MW-9 and MW-10 which were dry or contained insufficient water for sampling. The supply well was sampled for parameters listed in Appendix 3.4.c of the permit. Quality Assurance/Quality Control samples were also collected. All sampling was performed by Ideal Tech Services, Inc. Samples were submitted to Environmental Conservation Laboratories, Inc. (ENCO) in Orlando, Florida.

Surficial monitoring wells BW-1A, MW-8, MW-9 and MW-10 routinely do not contain sufficient water for sampling and are therefore paired with Floridan aquifer wells. Groundwater samples were collected from each of the Floridan aquifer wells.

Parameters reported at or outside groundwater standards are presented in Attachment 2. Parameters outside groundwater standards are consistent with historical results. Parameters above the Method Detection Levels (MDL) are presented in Attachment 3. Sampling field forms are present in Attachment 4. All parameters in the QAQC samples collected during this sampling event fell below the laboratory MDL. Automated Data Processing Tool (ADaPT), Electronic Data Deliverable (EDDs), and Laboratory Reports digitally delivered in accordance with the facility permit. We recommend continued semiannual monitoring as specified in the facility permit.

If you have any questions regarding this report, please contact me or John Locklear at (352) 672-6867.

Sincerely,

Walker Wrenn, P.G.
Environmental Services Division Director

P:\P Drive Files\ANGELOS (FLORIDA)\Enterprise Class III\COMPLIANCE MONITORING\2017\17S2\Figures\17S2 Text.docx

Xc: John Arnold, P.E.

Attachment 1: Groundwater Elevation Data, and Groundwater Contour Map
Attachment 2: Analysis Results Compared to Groundwater Standards
Attachment 3: Groundwater Parameters At or Above the Laboratory Detection Limit
Attachment 4: Field Forms

Attachment 1
Groundwater Elevation Data and Groundwater Contour Maps

GROUNDWATER ELEVATION DATA

Enterprise Class III Landfill and Recycling Facility
2017 - Second Semiannual Compliance Monitoring Event

WELL NAME	TOP OF CASING	CONTOUR MAP		TIME OF SAMPLING	
		DEPTH TO WATER	GROUDWATER ELEVATION	DEPTH TO WATER	GROUDWATER ELEVATION
	(NGVD,FT)	(FT)	(NGVD,FT)	(FT)	(NGVD,FT)
MW-1A	173.77	dry	NA	NS	NS
BW-1A	122.50	49.49	73.01	49.49	73.01
MW-1B	174.11	101.77	72.34	NS	NS
BW-1B	122.82	50.32	72.50	50.32	72.50
MW-3	85.39	12.86	72.53	12.86	NA
MW-3B	84.80	12.25	72.55	12.25	72.55
MW-4	100.59	19.51	81.08	19.51	81.08
MW-4B	100.87	28.22	72.65	28.22	72.65
MW-5A	86.74	8.31	78.43	8.31	78.43
MW-5B	85.70	14.53	71.17	14.53	71.17
MW-6	88.65	25.05	63.60	25.05	63.60
MW-6B	89.10	25.92	63.18	25.92	63.18
MW-7A	100.72	27.78	72.94	27.78	72.94
MW-7BR	103.27	30.74	72.53	30.74	72.53
MW-8	100.10	34.39	65.71	dry	NA
MW-8B	108.52	35.93	72.59	35.93	72.59
MW-9	108.00	dry	NA	dry	NA
MW-9B	109.75	37.01	72.74	37.01	72.74
MW-10	111.62	37.25	74.37	NS	NA
MW-10B	110.00	37.26	72.74	37.26	72.74
MW-11	104.45	31.47	72.98	NS	NS
MW-11B	106.11	33.62	72.49	NS	NS
MW-12A	121.43	48.64	72.79	NS	NS
MW-12B	121.84	49.06	72.78	NS	NS
MW-17B	87.21	14.57	72.64	14.57	72.64
MW-18B	152.58	80.34	72.24	80.34	72.24
MW-19A	146.88	57.66	89.22	57.66	89.22
MW-20B	126.86	54.58	72.28	54.58	72.28
P-4	84.55	11.77	72.78	NS	NS
P-6	94.16	30.50	63.66	NS	NS
P-8	133.94	62.93	71.01	NS	NS
P-10	132.60	60.22	72.38	NS	NS
P-11	150.76	45.69	105.07	NS	NS
SUPPLY WELL	NM	NM	NM	NM	NM

* = new Top of Casing elevations due to riser pipe being cut
NS = Not sampled
NM = Not measured
NA = Not Available

LEGEND

MW-4B	MONITORING WELL LOCATION
72.65	GROUNDWATER ELEVATION
GP-1	GAS PROBE LOCATION
	SUPPLY WELL LOCATION
P-11	PIEZOMETER WELL LOCATION
MW-12A	WATER LEVEL ONLY WELL LOCATION
MW-18B	FUTURE MONITOR WELL LOCATION**
	PROPERTY BOUNDARY
	LANDFILL LIMITS
	CELL BOUNDARY
72.3	GROUNDWATER CONTOUR LINE (0.2' INTERVALS)
	GROUNDWATER FLOW DIRECTION
*	NOT USED IN CONTOURING

N

SCALE IN FEET

200 100 0 200 400

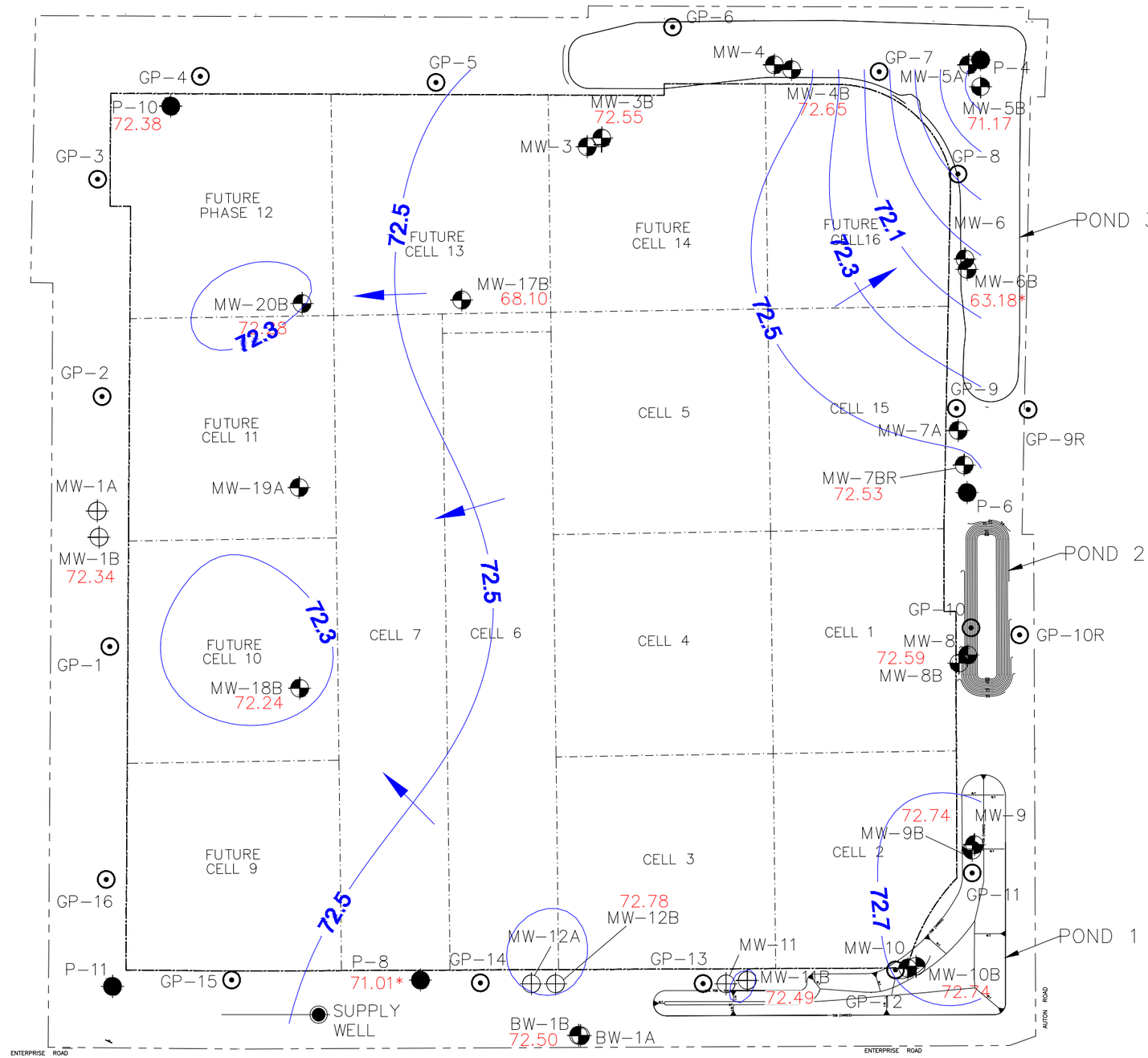

Locklear & Associates

PROJECT MANAGER	W. WRENN
DESIGNED	J. LOCKLEAR
CHECKED BY	W. WRENN
DRAWN BY	W. WRENN
PROJECT NUMBER	114-001

ENTERPRISE ROAD
RECYCLING AND DISPOSAL FACILITY
DADE CITY, FLORIDA

FLORIDAN AQUIFER
GROUNDWATER CONTOUR MAP

November 20, 2017

FILENAME

SCALE

SHEET

LEGEND

MW–4	MONITORING WELL LOCATION
81.08	GROUNDWATER ELEVATION
GP–1	GAS PROBE LOCATION
	SUPPLY WELL LOCATION
P–11	PIEZOMETER WELL LOCATION
— — —	PROPERTY BOUNDARY
— — —	LANDFILL LIMITS
	CELL BOUNDARY

Note: Elevations are not contoured as values represent laterally discontinuous water bearing sediments as well as perched water intervals. n some cases elevations may represent water contained within well sumps.

N

SCALE IN FEET

200 100 0 200 400

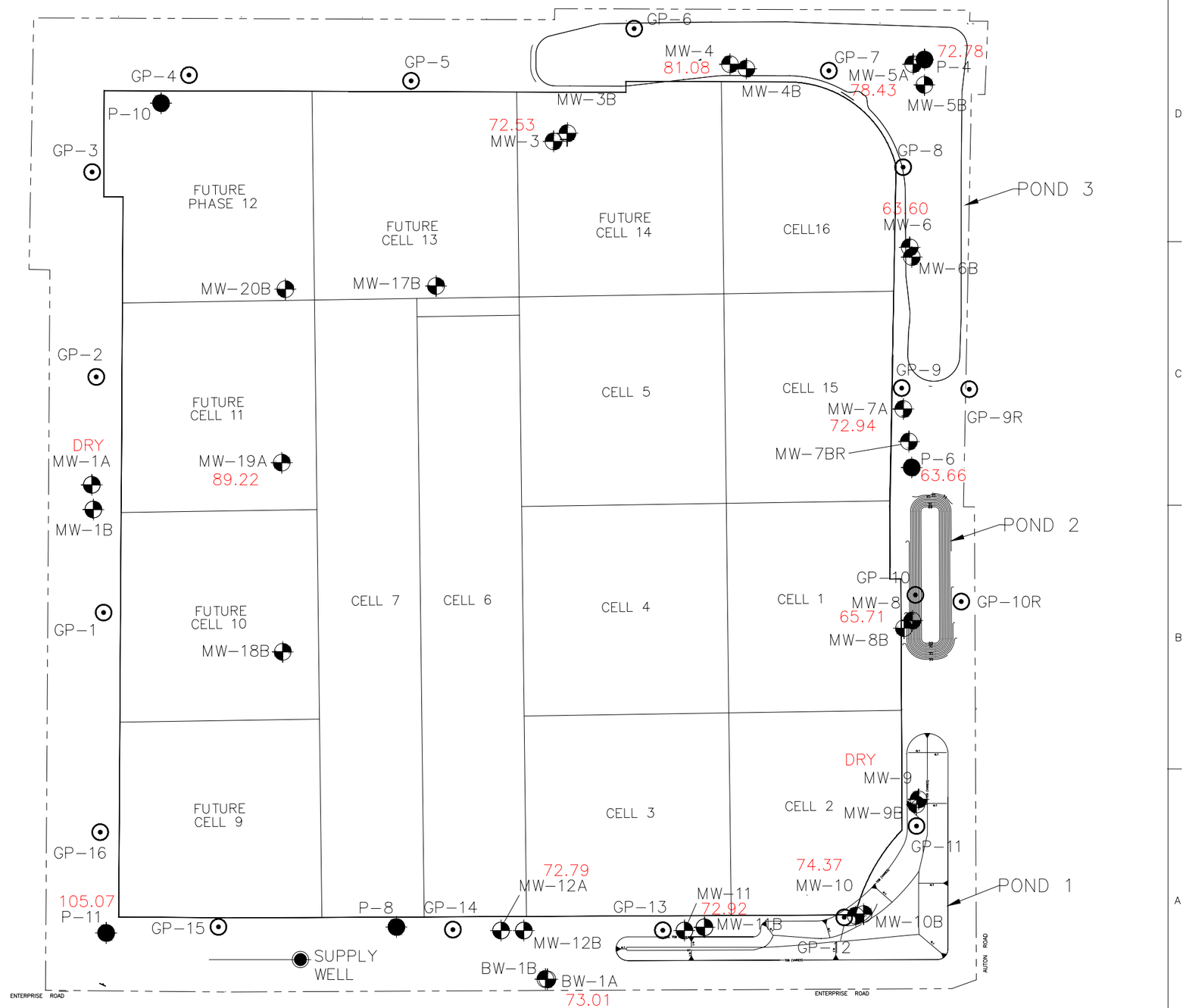

Locklear & Associates

PROJECT MANAGER	W. WRENN
DESIGNED	J. LOCKLEAR
CHECKED BY	J. LOCKLEAR
DRAWN BY	W. WRENN
PROJECT NUMBER	114–001

ENTERPRISE ROAD
RECYCLING AND DISPOSAL FACILITY
DADE CITY, FLORIDA

SURFICIAL AQUIFER
GROUNDWATER ELEVATIONS

November 20, 2017

FILENAME

SCALE

SHEET

Attachment 2
Analysis Results Compared to Groundwater Standards

Enterprise Class III Landfill and Recycling Facility

Analysis Results Compared to Groundwater Standards

2017 - Second Semiannual Compliance Monitoring Sampling Results

PARAMETER	COLLECTION	pH (FIELD)	NITRATE as N	IRON
STANDARD	DATE	6.5-8.5 s.u.**	10 mg/L*	300 µg/L**
UNITS	M/D/Y	S.U.	mg/L	µg/L
Background				
BW-1B	11/21/2017	-	-	-
Detection				
MW-3	11/21/2017	-	-	-
MW-3B	11/21/2017	-	-	-
MW-4	11/21/2017	6.48	-	-
MW-4B	11/21/2017	-	-	-
MW-5A	11/21/2017	5.78	-	-
MW-5B	11/21/2017	-	-	-
MW-6B	11/21/2017	5.47	-	-
MW-6	11/21/2017	-	-	-
MW-7A	11/21/2017	4.6	-	2760
MW-7BR	11/20/2017	-	-	-
MW-8B	11/20/2017	-	-	5410
MW-8B DUP	11/20/2017	-	-	5410
MW-9B	11/20/2017	-	-	-
MW-10B	11/20/2017	-	-	-
MW-17B	11/21/2017	-	-	-
MW-18B	11/21/2017	-	-	-
MW-19A	11/21/2017	5.38	17	-
MW-20B	11/20/2017	-	-	-
Other, Water Supply				
Supply Well	11/21/2017	-	-	-
QAQC				
EQUBLK	11/20/2017	NM	-	-
TRIP 1	11/20/2017	NM	NM	NM
TRIP 2	11/20/2017	NM	NM	NM
TRIP 3	11/20/2017	NM	NM	NM

LEGEND

*** = primary drinking water standard**
**** = secondary drinking water standard**
***** = Chapter 62-777-Groundwater Cleanup Target Level (GCTL)**
A = Analysis Result is at Groundwater Standard
- = Analysis Result is not at or outside Groundwater Standard
NS = Not Sampled
NM = Not Measured

Note: Analysis results which were reported above the laboratory detection limit, but not at or above the Groundwater Standard are not displayed in this table.

Attachment 3
Groundwater Parameters At or Above the Laboratory Detection Limit

Enterprise Class III Landfill and Recycling Facility

Parameters At or Above Laboratory Detection Limit

2017 - Second Semiannual Compliance Monitoring Sampling Results

PARAMETER		CONDUCTIVITY	DISSOLVED OXYGEN	pH (FIELD)	TEMPERATURE	TURBIDITY (FIELD)	AMMONIA as NITROGEN	CHLORIDE
STANDARD	COLLECTION	1	1	6.5-8.5 s.u.**	1	1	1	250 mg/L**
UNITS	DATE	umhos/cm	mg/L	S.U.	deg C	NTU	mg/L	mg/L
Background								
BW-1B	11/20/2017	277	7.91	6.6	24.32	0.4	<0.0073	17
Detection								
MW-3	11/21/2017	599	1.22	7.36	24.56	0.8	0.059	19
MW-3B	11/21/2017	509	0.22	7.41	24.12	0.6	0.22	18
MW-4	11/21/2017	789	1.1	6.48	24.32	12.6	<0.0073	9.4
MW-4B	11/21/2017	332	3.31	7.47	23.83	0.3	<0.0073	4.2 I
MW-5A	11/21/2017	85	3.16	5.78	24.76	7	0.050	2.8 I
MW-5B	11/21/2017	338	3.5	7.56	23.93	7.7	<0.0073	3.3 I
MW-6	11/21/2017	187	0.64	5.47	25.41	13.6	<0.0073	9.6
MW-6B	11/21/2017	285	2.41	7.55	23.87	8	<0.0073	3.7 I
MW-7A	11/20/2017	223	0.3	4.6	25.4	15.4	0.095	6.8
MW-7BR	11/20/2017	310	1.43	7.27	24.47	5.3	<0.0073	4.7 I
MW-8B	11/20/2017	689	0.19	6.92	26.64	0.5	1.3	15
MW-8B DUP	11/20/2017	689	0.19	6.92	26.64	0.5	1.3	15
MW-9B	11/20/2017	583	1.3	7.07	26.57	1	<0.0073	7.4
MW-10B	11/20/2017	357	0.99	6.8	25.77	0.4	<0.0073	6.9
MW-17B	11/21/2017	496	4.05	6.99	23.59	2.5	<0.0073	8.4
MW-18B	11/21/2017	533	2.83	7.19	25.14	4.5	<0.0073	13
MW-19A	11/21/2017	510	3.7	5.38	24.73	14.9	<0.0073	85
MW-20B	11/20/2017	294	5.96	7.72	24.62	13.7	<0.0073	11
Other, Water Supply								
Supply Well	11/21/2017	412	1.81	7.46	24.07	0.3	<0.0073	12

LEGEND

* = primary drinking water standard
** = secondary drinking water standard
*** = Chapter 62-777-Groundwater Cleanup Target Level (GCTL)
1 = No Standard
- = Not analyzed
I = Value is between the Method Detection Level (MDL) and the Reporting Detection Level (RDL
J = Estimated value
V = Analyte found in associated method blank
Q = Estimated value; analyte analyzed after acceptable holding time
U = Indicates that the compound was analyzed for but not detected

Enterprise Class III Landfill and Recycling Facility

Parameters At or Above Laboratory Detection Limit

2017 - Second Semiannual Compliance Monitoring Sampling Results

PARAMETER	NITRATE as N	TOTAL DISSOLVED SOLIDS	BARIUM	CADMIUM	CHROMIUM	COBALT	IRON	MERCURY
STANDARD	10 mg/L*	500 mg/L**	2000 µg/L*	5 µg/L*	100 µg/L*	140µg/L***	300 µg/L**	2 µg/L*
UNITS	mg/L	mg/L	µg/L	µg/L	µg/L	µg/L	µg/L	µg/L
Background								
BW-1B	6.8	200	<20.0	<0.900	<4.50	<2.10	<38.0	<0.0230
Detection								
MW-3	0.21 I	360	<20.0	<0.900	<4.50	<2.10	<38.0	<0.0230
MW-3B	<0.052	310	<20.0	<0.900	<4.50	<2.10	53.3	<0.0230
MW-4	<0.052	460	27.1 I	<0.900	<4.50	<2.10	146	<0.0230
MW-4B	0.50 I	210	<20.0	<0.900	<4.50	<2.10	<38.0	<0.0230
MW-5A	0.79 I	80	<20.0	<0.900	<4.50	<2.10	70.7	<0.0230
MW-5B	0.78 I	210	<20.0	<0.900	<4.50	<2.10	52.8	<0.0230
MW-6	2.5	130	<20.0	<0.900	<4.50	<2.10	212	<0.0230
MW-6B	0.79 I	190	<20.0	<0.900	<4.50	<2.10	58.3	<0.0230
MW-7A	<0.052	150	<20.0	0.967 I	<4.50	<2.10	2760	0.414
MW-7BR	0.83 I	200	<20.0	<0.900	<4.50	<2.10	<38.0	<0.0230
MW-8B	<0.052	370	77.3 I	<0.900	<4.50	<2.10	5410	<0.0230
MW-8B DUP	<0.052	370	77.3 I	<0.900	<4.50	<2.10	5410	<0.0230
MW-9B	5.6	340	<20.0	<0.900	<4.50	<2.10	<38.0	<0.0230
MW-10B	2.0	210	<20.0	<0.900	<4.50	<2.10	<38.0	<0.0230
MW-17B	2.6	300	<20.0	<0.900	5.20 I	<2.10	<38.0	0.177 I
MW-18B	1.1	320	<20.0	<0.900	<4.50	<2.10	<38.0	<0.0230
MW-19A	17	400	45.4 I	2.33 I	<4.50	20.5	179	<0.0230
MW-20B	2.8	210	<20.0	<0.900	<4.50	<2.10	121	<0.0230
Other, Water Supply								
Supply Well	3.4	250	<20.0	<0.900	<4.50	<2.10	38.1 I	<0.0230

LEGEND

* = primary drinking water standard
** = secondary drinking water standard
*** = Chapter 62-777-Groundwater Cleanup Target Level (GCTL)
1 = No Standard
- = Not analyzed
I = Value is between the Method Detection Level (MDL) and the Reporting Detection Level (RDL
J = Estimated value
V = Analyte found in associated method blank
Q = Estimated value; analyte analyzed after acceptable holding time
U = Indicates that the compound was analyzed for but not detected

Enterprise Class III Landfill and Recycling Facility

Parameters At or Above Laboratory Detection Limit

2017 - Second Semiannual Compliance Monitoring Sampling Results

PARAMETER	NICKEL	SODIUM	THALLIUM	VANADIUM	ZINC
STANDARD	100 µg/L*	160 mg/L*	2 µg/L*	49 µg/L***	5000 µg/L**
UNITS	µg/L	mg/L	µg/L	µg/L	µg/L
Background					
BW-1B	<3.20	8.91	<0.580	<2.00	<16.0
Detection					
MW-3	<3.20	15.5	<0.580	2.01 I	<16.0
MW-3B	3.47 I	14.6	<0.580	<2.00	<16.0
MW-4	<3.20	13.5	<0.580	2.57 I	<16.0
MW-4B	<3.20	5.06	<0.580	2.34 I	<16.0
MW-5A	<3.20	1.78	<0.580	<2.00	<16.0
MW-5B	<3.20	3.56	<0.580	6.82 I	<16.0
MW-6	<3.20	7.79	<0.580	<2.00	<16.0
MW-6B	<3.20	4.09	<0.580	5.38 I	<16.0
MW-7A	<3.20	10.2	<0.580	<2.00	<16.0
MW-7BR	<3.20	4.16	<0.580	7.01 I	<16.0
MW-8B	4.49 I	12.6	<0.580	<2.00	<16.0
MW-8B DUP	4.49 I	12.6	<0.580	<2.00	<16.0
MW-9B	<3.20	8.08	<0.580	3.00 I	<16.0
MW-10B	<3.20	5.96	<0.580	2.34 I	<16.0
MW-17B	<3.20	7.91	<0.580	<2.00	<16.0
MW-18B	4.50 I	8.29	<0.580	<2.00	<16.0
MW-19A	16.6	18.1	0.597 I	<2.00	<16.0
MW-20B	<3.20	6.36	<0.580	<2.00	<16.0
Other, Water Supply					
Supply Well	<3.20	6.82	<0.580	2.89 I	28.3 I

LEGEND

* = primary drinking water standard
** = secondary drinking water standard
*** = Chapter 62-777-Groundwater Cleanup Target Level (GCTL)
1 = No Standard
- = Not analyzed
I = Value is between the Method Detection Level (MDL) and the Reporting Detection Level (RDL
J = Estimated value
V = Analyte found in associated method blank
Q = Estimated value; analyte analyzed after acceptable holding time
U = Indicates that the compound was analyzed for but not detected

Attachment 4
Field Forms

CALIBRATION LOG

ITS Work Order Number: ARM-EL-40-112017

CLIENT: Angelo's Recycled Materials

ADDRESS: 41111 Enterprise Road

CITY, STATE: Dade City, FL 33525-1539

Site: Enterprise Class III Landfill

START CAL DATE @ TIME: 11/20/17 @ 0800

END CALIBRATION DATE @ TIME: 11/20/17 @ 1830

YSI 556 MULTI PARAMETER METER - S/N 05G1942 AI (ITS #2) REV 5.38

pH Sensor Per DEP-SOP-001/01 FT 1100

Standard	METER READING INITIAL	METER READING CCV	VERIFY @ START	LOT NUMBER	EXP DATE
4.005	4.00	3.99	✓	CC499467	Apr-19
7.000	7.00	7.02	7.00	CC506435	Jun-19
10.012	10.01	10.00	✓	CC502429	May-19

Standards are prepared by OAKTON. Liquid Temp: N/A

Temperature Sensor Per DEP-SOP-001/01 FT 1400

STANDARD (ERTCO Thermometer)		YSI METER TEMP READING LOW	YSI METER TEMP READING HIGH	LOT NUMBER	DATE PERFORMED (Quarterly)
LOW	5.20	5.22		NA	11/03/17
HIGH	29.10		29.09		11/03/17

Thermometer is N.I.S.T. certified and manufactured by ERTCO, S/N 2206. Temp is in °C unless otherwise noted. YSI is checked against ERTCO once per Quarter

Dissolved Oxygen Sensor Per DEP-SOP-001/01 FT 1500

STANDARD (ppm)	METER READING INITIAL	METER READING CCV	LOT NUMBER	EXPIRATION DATE
0.00	.18	.18	7GE852	May-18
fresh air @				
20.40 °C	8.98			
23.07 °C		8.55		

Zero D.O. standard is Sodium Sulfite, Cobalt Chloride Hexahydrate, Water prepared by Oakton.

Conductivity Sensor Per DEP-SOP-001/01 FT 1200

STANDARD µmhos	METER READING INITIAL	METER READING CCV	LOT NUMBER	EXPIRATION DATE
8,974	NM	NM	7GD334	Apr-18
2,764	2,764	2,779	7GA874	Jan-18
447	NM	NM	No Stock	No Stock
84	84	85	7GA373	Jan-18

Standards prepared by Oakton. All standards are potassium chloride solutions.

ORP Sensor Per DEP-SOP-001/01 FT 2100

STANDARD (mV)	METER READING INITIAL	METER READING CCV	LOT NUMBER	EXPIRATION DATE
200	200	199	7GH1059	May-18
400	400	400	7GG040	Jul-18

Standard is ORP solution +/- 5% @ 25° C, prepared by USA Blue Book

HACH POCKET COLORIMETER II S/N 06070D052733

STANDARD ID	BLANK	1	2	3
MFGR VALUE mg/L	0.00	.21	0.90	1.61
VERIFIED VALUE mg/L	0.00	0.22	0.92	1.60
CCV METER mg/L	NM	NM	NM	NM

Standard is HACH DPD Chlorine LR secondary GEL Standard. Lot A5318 Verified 02/09/15

HF SCIENTIFIC DRT-15CE TURBIDITY METER - MODEL # 19057 S/N 910285 Per DEP-SOP-001/01 FT 1600 (ITSNTU # 1)

STANDARD (ntu)	METER READING INITIAL	METER READING CCV	LOT NUMBER	EXPIRATION DATE
1000	NM	NM	See Below	Sep-18
100	100	100	See Below	Sep-18
10	10	10	See Below	Sep-18
0.02	.02	.02	See Below	Sep-18

Nephelometric Turbidity Unit (NTU) Standards are prepared by Primetime, Set# 39071, Lot# 60973

Remarks: Breezy

Weather Conditions: Partly Sunny 70-75°F

Equipment Blank with D.I. water

Zephyrhills brand 17295 4004 1013

Equipment Blank Data - Collected @ 1454

pH = ✓ Cond = ✓

Temp = ✓ D.O. = ✓

Turbidity = ✓

Notes: **NA** - Not Applicable, **NM** - Not Measured, **CCV** - Continuing Calibration Verification Form Rev 5.38 on 11/03/17: Update for Calibration Solutions

All equipment used to obtain data at this site is owned, operated, and maintained by Ideal Tech Services Inc., unless otherwise noted. All equipment was purchased new from the manufacturers or authorized distributors. Preventative maintenance will be performed at the intervals specified by the manufacturer of each piece of equipment, or when equipment calibration results are out of tolerance. Equipment maintenance logs will be maintained by Ideal Tech Services Inc.

COPY TO: John Arnold, P.E.

SIGNED: Karen LeBeau

Chris Monaco or Karen LeBeau

CALIBRATION LOG

ITS Work Order Number: ARM-EL-40-112117

CLIENT: Angelo's Recycled Materials

ADDRESS: 41111 Enterprise Road

CITY, STATE: Dade City, FL 33525-1539

Site: Enterprise Class III Landfill

START CAL DATE @ TIME: 11/21/17 @ 0700

END CALIBRATION DATE @ TIME: 11/21/17 @ 1845

YSI 556 MULTI PARAMETER METER - S/N 05G1942 AI (ITS #2) REV 5.38

pH Sensor Per DEP-SOP-001/01 FT 1100

Standard	METER READING INITIAL	METER READING CCV	VERIFY @ START	LOT NUMBER	EXP DATE
4.005	4.00	3.99	–	CC499467	Apr-19
7.000	7.00	7.01	7.00	CC506435	Jun-19
10.012	10.01	9.99	–	CC502429	May-19

Standards are prepared by OAKTON. Liquid Temp: N/A

Temperature Sensor Per DEP-SOP-001/01 FT 1400

STANDARD (ERTCO Thermometer)		YSI METER TEMP READING LOW	YSI METER TEMP READING HIGH	LOT NUMBER	DATE PERFORMED (Quarterly)
LOW	5.20	5.22		NA	11/03/17
HIGH	29.10		29.09		11/03/17

Thermometer is N.I.S.T. certified and manufactured by ERTCO, S/N 2206. Temp is in °C unless otherwise noted. YSI is checked against ERTCO once per Quarter

Dissolved Oxygen Sensor Per DEP-SOP-001/01 FT 1500

STANDARD (ppm)	INITIAL METER READING	CCV METER READING	LOT NUMBER	EXPIRATION DATE
0.00	.18	.17	7GE852	May-18
fresh air @				
20.11 °C	9.04			
23.66 °C		8.44		

Zero D.O. standard is Sodium Sulfite, Cobalt Chloride Hexahydrate, Water prepared by Oakton.

Conductivity Sensor Per DEP-SOP-001/01 FT 1200

STANDARD µmhos	INITIAL METER READING	CCV METER READING	LOT NUMBER	EXPIRATION DATE
8,974	NM	NM	7GD334	Apr-18
2,764	2,764	2,801	7GA874	Jan-18
447	NM	NM	No Stock	No Stock
84	84	85	7GA373	Jan-18

Standards prepared by Oakton. All standards are potassium chloride solutions.

ORP Sensor Per DEP-SOP-001/01 FT 2100

STANDARD (mV)	INITIAL METER READING	CCV METER READING	LOT NUMBER	EXPIRATION DATE
200	200	200	7GH1059	May-18
400	400	399	7GG040	Jul-18

Standard is ORP solution +/- 5% @ 25° C, prepared by USA Blue Book

HACH POCKET COLORIMETER II S/N 06070D052733

STANDARD ID	BLANK	1	2	3
MFGR VALUE mg/L	0.00	.21	0.90	1.61
VERIFIED VALUE mg/L	0.00	0.22	0.92	1.60
CCV METER mg/L	NM	NM	NM	NM

Standard is HACH DPD Chlorine LR secondary GEL Standard. Lot A5318 Verified 02/09/15

HF SCIENTIFIC DRT-15CE TURBIDITY METER - MODEL # 19057 S/N 910285 Per DEP-SOP-001/01 FT 1600 (ITSNTU # 1)

STANDARD (ntu)	INITIAL METER READING	CCV METER READING	LOT NUMBER	EXPIRATION DATE
1000	NM	NM	See Below	Sep-18
100	100	100	See Below	Sep-18
10	10	10	See Below	Sep-18
0.02	.02	.02	See Below	Sep-18

Nephelometric Turbidity Unit (NTU) Standards are prepared by Primetime, Set# 39071, Lot# 60973

Remarks: Breezy

Weather Conditions: Partly Sunny 70-75°F

Equipment Blank with D.I. water

Zephyrhills brand 17295 4004 1013

Equipment Blank Data - Collected @ none collected

pH = – Cond = –

Temp = – D.O. = –

Turbidity = –

Notes: **NA** - Not Applicable, **NM** - Not Measured, **CCV** - Continuing Calibration Verification Form Rev 5.38 on 11/03/17: Update for Calibration Solutions

All equipment used to obtain data at this site is owned, operated, and maintained by Ideal Tech Services Inc., unless otherwise noted. All equipment was purchased new from the manufacturers or authorized distributors. Preventative maintenance will be performed at the intervals specified by the manufacturer of each piece of equipment, or when equipment calibration results are out of tolerance. Equipment maintenance logs will be maintained by Ideal Tech Services Inc.

COPY TO: John Arnold, P.E.

SIGNED: Karen LeBeau

Chris Monaco or Karen LeBeau

DEP Form FD 9000-24: GROUNDWATER SAMPLING LOG

SITE NAME: Angelo's Aggregate Materials, LTD Enterprise Class III Landfill		SITE LOCATION: Pasco County, Florida
WELL NO: **BW-1A**	WACS_WELL:	DATE: NOV 20 2017

PURGING DATA

WELL DIAMETER (inches): 2	TUBING DIAMETER (inches): .375	WELL SCREEN INTERVAL DEPTH: 57.50 feet to 77.50 feet	STATIC DEPTH TO WATER (feet): 49.49	PURGE PUMP TYPE OR BAILER: Stainless ESP

WELL VOLUME PURGE: 1 WELL VOLUME = (TOTAL WELL DEPTH – STATIC DEPTH TO WATER) X WELL CAPACITY
(only fill out if applicable)
= (77.50 feet – feet) X .16 gallons/foot = gallons

EQUIPMENT VOLUME PURGE: 1 EQUIPMENT VOL. = PUMP VOLUME + (TUBING CAPACITY X TUBING LENGTH) + FLOW CELL VOLUME
(only fill out if applicable)
= gallons + (gallons/foot X feet) + gallons = gallons

INITIAL PUMP OR TUBING DEPTH IN WELL (feet):	FINAL PUMP OR TUBING DEPTH IN WELL (feet):	PURGING INITIATED AT:	PURGING ENDED AT:	TOTAL VOLUME PURGED (gallons):

TIME	VOLUME PURGED (gallons)	CUMUL. VOLUME PURGED (gallons)	PURGE RATE (gpm)	DEPTH TO WATER (feet)	pH (standard units)	TEMP. (°C)	COND. (circle units) µmhos/cm or µS/cm	DISSOLVED OXYGEN (circle units) mg/L or % saturation	TURBIDITY (NTUs)	COLOR (describe)	ODOR (describe)

WELL CAPACITY (Gallons Per Foot): **0.75"** = 0.02; **1"** = 0.04; **1.25"** = 0.06; **2"** = 0.16; **3"** = 0.37; **4"** = 0.65; **5"** = 1.02; **6"** = 1.47; **12"** = 5.88
TUBING INSIDE DIA. CAPACITY (Gal./Ft.): **1/8"** = 0.0006; **3/16"** = 0.0014; **1/4"** = 0.0026; **5/16"** = 0.004; **3/8"** = 0.006; **1/2"** = 0.010; **5/8"** = 0.016

PURGING EQUIPMENT CODES: **B** = Bailer; **BP** = Bladder Pump; **ESP** = Electric Submersible Pump; **PP** = Peristaltic Pump; **O** = Other (Specify)

SAMPLING DATA

SAMPLED BY (PRINT) / AFFILIATION: Chris Monaco or Karen LeBeau, Ideal Tech Services, Inc.	SAMPLER(S) SIGNATURE(S):	SAMPLING INITIATED AT: —	SAMPLING ENDED AT:
PUMP OR TUBING DEPTH IN WELL (feet):	TUBING MATERIAL CODE: HDPE	FIELD-FILTERED: Y [N] Filtration Equipment Type:	FILTER SIZE: ____ µm
FIELD DECONTAMINATION: PUMP [Y] N	TUBING Y [N (replaced)]	DUPLICATE: Y N	

SAMPLE CONTAINER SPECIFICATION				SAMPLE PRESERVATION (including wet ice)			INTENDED ANALYSIS AND/OR METHOD	SAMPLING EQUIPMENT CODE	SAMPLE PUMP FLOW RATE (mL per minute)
SAMPLE ID CODE	# CONTAINERS	MATERIAL CODE	VOLUME	PRESERVATIVE USED	TOTAL VOL ADDED IN FIELD (mL)	FINAL pH			
BW-1A	3	CG	40 mL	HCL	None	Not Req'd	8260 (app. 1 FL)	Stainless ESP	≈ 100
BW-1A	1	PE	250 mL	HNO_3	None		Metals	Stainless ESP	≈
BW-1A	1	PE	250 mL	H_2SO_4	None		Ammonia (350.1)	Stainless ESP	≈
BW-1A	1	PE	250 mL	4° C	None	Not Req'd	Chloride, Nitrate, TDS	Stainless ESP	≈
BW-1A	2	CG	40 mL	4° C	None	Not Req'd	8011	Stainless ESP	≈ 100

REMARKS: Well will draw dry at this depth. Not enough water for valid sample
ORP=

MATERIAL CODES: **AG** = Amber Glass; **CG** = Clear Glass; **HDPE** = High Density Polyethylene; **LDPE** = Low Density Polyethylene; **PP** = Polypropylene; **S** = Silicone; **T** = Teflon; **O** = Other (Specify)

SAMPLING EQUIPMENT CODES: **APP** = After (Through) Peristaltic Pump; **B** = Bailer; **BP** = Bladder Pump; **ESP** = Electric Submersible Pump; **RFPP** = Reverse Flow Peristaltic Pump; **SM** = Straw Method (Tubing Gravity Drain); **O** = Other (Specify)

NOTES: 1. The above do not constitute all of the information required by Chapter 62-160, F.A.C.
2. STABILIZATION CRITERIA FOR RANGE OF VARIATION OF LAST THREE CONSECUTIVE READINGS (SEE FS 2212, SECTION 3)
pH: ± 0.2 units **Temperature:** ± 0.2 °C **Specific Conductance:** ± 5% **Dissolved Oxygen:** all readings ≤ 20% saturation (see Table FS 2200-2); optionally, ± 0.2 mg/L or ± 10% (whichever is greater) **Turbidity:** all readings ≤ 20 NTU; optionally ± 5 NTU or ± 10% (whichever is greater)

DEP Form FD 9000-24: GROUNDWATER SAMPLING LOG

SITE NAME: Angelo's Aggregate Materials, LTD Enterprise Class III Landfill		SITE LOCATION: Pasco County, Florida
WELL NO: **BW-1B**	WACS_WELL:	DATE: NOV 20 2017

PURGING DATA

WELL DIAMETER (inches): 2	TUBING DIAMETER (inches): .375	WELL SCREEN INTERVAL DEPTH: 88.50 feet to 108.50 feet	STATIC DEPTH TO WATER (feet): 50.32	PURGE PUMP TYPE OR BAILER: Stainless ESP

WELL VOLUME PURGE: 1 WELL VOLUME = (TOTAL WELL DEPTH – STATIC DEPTH TO WATER) X WELL CAPACITY
(only fill out if applicable)
= (108.50 feet – 50.32 feet) X .16 gallons/foot = 9.31 gallons

EQUIPMENT VOLUME PURGE: 1 EQUIPMENT VOL. = PUMP VOLUME + (TUBING CAPACITY X TUBING LENGTH) + FLOW CELL VOLUME
(only fill out if applicable)
= gallons + (gallons/foot X feet) + gallons = gallons

INITIAL PUMP OR TUBING DEPTH IN WELL (feet): 51.50	FINAL PUMP OR TUBING DEPTH IN WELL (feet): 52.00	PURGING INITIATED AT: 1202	PURGING ENDED AT: 1238	TOTAL VOLUME PURGED (gallons): 14.40

TIME	VOLUME PURGED (gallons)	CUMUL. VOLUME PURGED (gallons)	PURGE RATE (gpm)	DEPTH TO WATER (feet)	pH (standard units)	TEMP. (°C)	COND. (circle units) µmhos/cm or µS/cm	DISSOLVED OXYGEN (circle units) mg/L or % saturation	TURBIDITY (NTUs)	COLOR (describe)	ODOR (describe)
1226	9.60	9.60	.40	51.18	6.48	24.31	267	7.74	.50	None	None
1232	2.40	12.00	.40	51.18	6.55	24.32	278	7.85	.40	None	None
1238	2.40	14.40	.40	51.18	6.60	24.32	277	7.91	.40	None	None

WELL CAPACITY (Gallons Per Foot): **0.75"** = 0.02; **1"** = 0.04; **1.25"** = 0.06; **2"** = 0.16; **3"** = 0.37; **4"** = 0.65; **5"** = 1.02; **6"** = 1.47; **12"** = 5.88
TUBING INSIDE DIA. CAPACITY (Gal./Ft.): **1/8"** = 0.0006; **3/16"** = 0.0014; **1/4"** = 0.0026; **5/16"** = 0.004; **3/8"** = 0.006; **1/2"** = 0.010; **5/8"** = 0.016

PURGING EQUIPMENT CODES: **B** = Bailer; **BP** = Bladder Pump; **ESP** = Electric Submersible Pump; **PP** = Peristaltic Pump; **O** = Other (Specify)

SAMPLING DATA

SAMPLED BY (PRINT) / AFFILIATION: Chris Monaco or Karen LeBeau, Ideal Tech Services, Inc.	SAMPLER(S) SIGNATURE(S): [signature]	SAMPLING INITIATED AT: 1238	SAMPLING ENDED AT: 1243
PUMP OR TUBING DEPTH IN WELL (feet): 52.00	TUBING MATERIAL CODE: HDPE	FIELD-FILTERED: Y [N] Filtration Equipment Type:	FILTER SIZE: ____ µm
FIELD DECONTAMINATION: PUMP [Y] N	TUBING Y [N (replaced)]	DUPLICATE: Y (N)	

SAMPLE CONTAINER SPECIFICATION				SAMPLE PRESERVATION (including wet ice)			INTENDED ANALYSIS AND/OR METHOD	SAMPLING EQUIPMENT CODE	SAMPLE PUMP FLOW RATE (mL per minute)
SAMPLE ID CODE	# CONTAINERS	MATERIAL CODE	VOLUME	PRESERVATIVE USED	TOTAL VOL ADDED IN FIELD (mL)	FINAL pH			
BW-1B	3	CG	40 mL	HCL	None	Not Req'd	8260 (app. 1 FL)	Stainless ESP	≈ 100
BW-1B	1	PE	250 mL	HNO_3	None	<2	Metals	Stainless ESP	≈ 1135
BW-1B	1	PE	250 mL	H_2SO_4	None	<2	Ammonia (350.1)	Stainless ESP	≈ 1135
BW-1B	1	PE	250 mL	4° C	None	Not Req'd	Chloride, Nitrate, TDS	Stainless ESP	≈ 1135
BW-1B	2	CG	40 mL	4° C	None	Not Req'd	8011	Stainless ESP	≈ 100

REMARKS: black particles observed in purge water, appears to be insect bodies
ORP= +252.3
slowed pump to sample

MATERIAL CODES: **AG** = Amber Glass; **CG** = Clear Glass; **HDPE** = High Density Polyethylene; **LDPE** = Low Density Polyethylene; **PP** = Polypropylene; **S** = Silicone; **T** = Teflon; **O** = Other (Specify)

SAMPLING EQUIPMENT CODES: **APP** = After (Through) Peristaltic Pump; **B** = Bailer; **BP** = Bladder Pump; **ESP** = Electric Submersible Pump; **RFPP** = Reverse Flow Peristaltic Pump; **SM** = Straw Method (Tubing Gravity Drain); **O** = Other (Specify)

NOTES: 1. The above do not constitute all of the information required by Chapter 62-160, F.A.C.
2. STABILIZATION CRITERIA FOR RANGE OF VARIATION OF LAST THREE CONSECUTIVE READINGS (SEE FS 2212, SECTION 3)
pH: ± 0.2 units **Temperature:** ± 0.2 °C **Specific Conductance:** ± 5% **Dissolved Oxygen:** all readings ≤ 20% saturation (see Table FS 2200-2); optionally, ± 0.2 mg/L or ± 10% (whichever is greater) **Turbidity:** all readings ≤ 20 NTU; optionally ± 5 NTU or ± 10% (whichever is greater)

DEP Form FD 9000-24: GROUNDWATER SAMPLING LOG

SITE NAME: Angelo's Aggregate Materials, LTD Enterprise Class III Landfill	SITE LOCATION: Pasco County, Florida
WELL NO: **MW-3**	WACS_WELL: **19571**	DATE: NOV 2 1 2017

PURGING DATA

WELL DIAMETER (inches): 2	TUBING DIAMETER (inches): .170	WELL SCREEN INTERVAL DEPTH: 9.50 feet to 14.50 feet	STATIC DEPTH TO WATER (feet): 12.86	PURGE PUMP TYPE OR BAILER: PP

WELL VOLUME PURGE: 1 WELL VOLUME = (TOTAL WELL DEPTH – STATIC DEPTH TO WATER) X WELL CAPACITY
(only fill out if applicable)
= (14.45 feet – 12.86 feet) X .16 gallons/foot = .25 gallons

EQUIPMENT VOLUME PURGE: 1 EQUIPMENT VOL. = PUMP VOLUME + (TUBING CAPACITY X TUBING LENGTH) + FLOW CELL VOLUME
(only fill out if applicable)
= gallons + (gallons/foot X feet) + gallons = gallons

INITIAL PUMP OR TUBING DEPTH IN WELL (feet): 13.50	FINAL PUMP OR TUBING DEPTH IN WELL (feet): 14.00	PURGING INITIATED AT: 1040	PURGING ENDED AT: 1050	TOTAL VOLUME PURGED (gallons): 1.00

TIME	VOLUME PURGED (gallons)	CUMUL. VOLUME PURGED (gallons)	PURGE RATE (gpm)	DEPTH TO WATER (feet)	pH (standard units)	TEMP. (°C)	COND. (circle units) µmhos/cm or µS/cm	DISSOLVED OXYGEN (circle units) mg/L or % saturation	TURBIDITY (NTUs)	COLOR (describe)	ODOR (describe)
1044	.40	.40	.10	13.21	7.35	24.49	617	2.00	1.90	None	None
1047	.30	.70	.10	13.21	7.36	24.46	607	1.77	1.20	None	None
1050	.30	1.00	.10	13.21	7.36	24.56	599	1.22	.80	None	None

WELL CAPACITY (Gallons Per Foot): **0.75"** = 0.02; **1"** = 0.04; **1.25"** = 0.06; **2"** = 0.16; **3"** = 0.37; **4"** = 0.65; **5"** = 1.02; **6"** = 1.47; **12"** = 5.88
TUBING INSIDE DIA. CAPACITY (Gal./Ft.): **1/8"** = 0.0006; **3/16"** = 0.0014; **1/4"** = 0.0026; **5/16"** = 0.004; **3/8"** = 0.006; **1/2"** = 0.010; **5/8"** = 0.016

PURGING EQUIPMENT CODES: **B** = Bailer; **BP** = Bladder Pump; **ESP** = Electric Submersible Pump; **PP** = Peristaltic Pump; **O** = Other (Specify)

SAMPLING DATA

SAMPLED BY (PRINT) / AFFILIATION: Chris Monaco or Karen LeBeau, Ideal Tech Services, Inc.	SAMPLER(S) SIGNATURE(S):	SAMPLING INITIATED AT: 1050	SAMPLING ENDED AT: 1055
PUMP OR TUBING DEPTH IN WELL (feet): 14.00	TUBING MATERIAL CODE: HDPE	FIELD-FILTERED: Y [N] Filtration Equipment Type:	FILTER SIZE: ____ µm
FIELD DECONTAMINATION: PUMP Y [N]	TUBING Y [N (replaced)]	DUPLICATE: Y (N)	

SAMPLE CONTAINER SPECIFICATION				SAMPLE PRESERVATION (including wet ice)			INTENDED ANALYSIS AND/OR METHOD	SAMPLING EQUIPMENT CODE	SAMPLE PUMP FLOW RATE (mL per minute)
SAMPLE ID CODE	# CONTAINERS	MATERIAL CODE	VOLUME	PRESERVATIVE USED	TOTAL VOL ADDED IN FIELD (mL)	FINAL pH			
MW-3	3	CG	40 mL	HCL	None	Not Req'd	8260 (app. 1 FL)	PP	≈ 100
MW-3	1	PE	250 mL	HNO_3	None	<2	Metals	PP	≈ 378
MW-3	1	PE	250 mL	H_2SO_4	None	<2	Ammonia (350.1)	PP	≈ 378
MW-3	1	PE	250 mL	4° C	None	Not Req'd	Chloride, Nitrate, TDS	PP	≈ 378
MW-3	2	CG	40 mL	4° C	None	Not Req'd	8011	PP	≈ 100

REMARKS:
ORP= + 202.7

MATERIAL CODES: **AG** = Amber Glass; **CG** = Clear Glass; **HDPE** = High Density Polyethylene; **LDPE** = Low Density Polyethylene; **PP** = Polypropylene; **S** = Silicone; **T** = Teflon; **O** = Other (Specify)

SAMPLING EQUIPMENT CODES: **APP** = After (Through) Peristaltic Pump; **B** = Bailer; **BP** = Bladder Pump; **ESP** = Electric Submersible Pump; **RFPP** = Reverse Flow Peristaltic Pump; **SM** = Straw Method (Tubing Gravity Drain); **O** = Other (Specify)

NOTES: 1. The above do not constitute all of the information required by Chapter 62-160, F.A.C.
2. STABILIZATION CRITERIA FOR RANGE OF VARIATION OF LAST THREE CONSECUTIVE READINGS (SEE FS 2212, SECTION 3)

pH: ± 0.2 units **Temperature:** ± 0.2 °C **Specific Conductance:** ± 5% **Dissolved Oxygen:** all readings ≤ 20% saturation (see Table FS 2200-2); optionally, ± 0.2 mg/L or ± 10% (whichever is greater) **Turbidity:** all readings ≤ 20 NTU; optionally ± 5 NTU or ± 10% (whichever is greater)

DEP Form FD 9000-24: GROUNDWATER SAMPLING LOG

SITE NAME: Angelo's Aggregate Materials, LTD Enterprise Class III Landfill	SITE LOCATION: Pasco County, Florida	
WELL NO: **MW-3B**	WACS_WELL: **21964**	DATE: NOV 2 1 2017

PURGING DATA

WELL DIAMETER (inches): 2	TUBING DIAMETER (inches): .170	WELL SCREEN INTERVAL DEPTH: 28.75 feet to 43.75 feet	STATIC DEPTH TO WATER (feet): 12.25	PURGE PUMP TYPE OR BAILER: PP

WELL VOLUME PURGE: 1 WELL VOLUME = (TOTAL WELL DEPTH – STATIC DEPTH TO WATER) X WELL CAPACITY
(only fill out if applicable)
= (43.75 feet – feet) X .16 gallons/foot = gallons

EQUIPMENT VOLUME PURGE: 1 EQUIPMENT VOL. = PUMP VOLUME + (TUBING CAPACITY X TUBING LENGTH) + FLOW CELL VOLUME
(only fill out if applicable)
= gallons + (.0012 gallons/foot X 50.00 feet) + .032 gallons = .10 gallons

INITIAL PUMP OR TUBING DEPTH IN WELL (feet): 36.00	FINAL PUMP OR TUBING DEPTH IN WELL (feet): 36.00	PURGING INITIATED AT: 1019	PURGING ENDED AT: 1029	TOTAL VOLUME PURGED (gallons): 1.50

TIME	VOLUME PURGED (gallons)	CUMUL. VOLUME PURGED (gallons)	PURGE RATE (gpm)	DEPTH TO WATER (feet)	pH (standard units)	TEMP. (°C)	COND. (circle units) µmhos/cm or µS/cm	DISSOLVED OXYGEN (circle units) mg/L or % saturation	TURBIDITY (NTUs)	COLOR (describe)	ODOR (describe)
1023	.60	.60	.15	12.27	7.42	24.08	507	.28	1.30	None	None
1026	.45	1.05	.15	12.27	7.42	24.08	508	.25	.90	None	None
1029	.45	1.50	.15	12.28	7.41	24.12	509	.22	.60	None	None

WELL CAPACITY (Gallons Per Foot): **0.75"** = 0.02; **1"** = 0.04; **1.25"** = 0.06; **2"** = 0.16; **3"** = 0.37; **4"** = 0.65; **5"** = 1.02; **6"** = 1.47; **12"** = 5.88
TUBING INSIDE DIA. CAPACITY (Gal./Ft.): **1/8"** = 0.0006; **3/16"** = 0.0014; **1/4"** = 0.0026; **5/16"** = 0.004; **3/8"** = 0.006; **1/2"** = 0.010; **5/8"** = 0.016

PURGING EQUIPMENT CODES: **B** = Bailer; **BP** = Bladder Pump; **ESP** = Electric Submersible Pump; **PP** = Peristaltic Pump; **O** = Other (Specify)

SAMPLING DATA

SAMPLED BY (PRINT) / AFFILIATION: Chris Monaco or Karen LeBeau, Ideal Tech Services, Inc.	SAMPLER(S) SIGNATURE(S):	SAMPLING INITIATED AT: 1029	SAMPLING ENDED AT: 1033
PUMP OR TUBING DEPTH IN WELL (feet): 36.00	TUBING MATERIAL CODE: HDPE	FIELD-FILTERED: Y [N] Filtration Equipment Type:	FILTER SIZE: ____ µm
FIELD DECONTAMINATION: PUMP Y [N]	TUBING Y [N (replaced)]	DUPLICATE: Y (N)	

SAMPLE CONTAINER SPECIFICATION				SAMPLE PRESERVATION			INTENDED ANALYSIS AND/OR METHOD	SAMPLING EQUIPMENT CODE	SAMPLE PUMP FLOW RATE (mL per minute)
SAMPLE ID CODE	# CONTAINERS	MATERIAL CODE	VOLUME	PRESERVATIVE USED	TOTAL VOL ADDED IN FIELD (mL)	FINAL pH			
MW-3B	3	CG	40 mL	HCL	None	Not Req'd	8260 (app. 1 FL)	PP	≈ 100
MW-3B	1	PE	250 mL	HNO_3	None	<2	Metals	PP	≈ 567
MW-3B	1	PE	250 mL	H_2SO_4	None	<2	Ammonia (350.1)	PP	≈ 567
MW-3B	1	PE	250 mL	4° C	None	Not Req'd	Chloride, Nitrate, TDS	PP	≈ 567
MW-3B	2	CG	40 mL	4° C	None	Not Req'd	8011	PP	≈ 100

REMARKS:

ORP= +171.4

MATERIAL CODES: **AG** = Amber Glass; **CG** = Clear Glass; **HDPE** = High Density Polyethylene; **LDPE** = Low Density Polyethylene; **PP** = Polypropylene; **S** = Silicone; **T** = Teflon; **O** = Other (Specify)

SAMPLING EQUIPMENT CODES: **APP** = After (Through) Peristaltic Pump; **B** = Bailer; **BP** = Bladder Pump; **ESP** = Electric Submersible Pump; **RFPP** = Reverse Flow Peristaltic Pump; **SM** = Straw Method (Tubing Gravity Drain); **O** = Other (Specify)

NOTES: 1. The above do not constitute all of the information required by Chapter 62-160, F.A.C.
2. STABILIZATION CRITERIA FOR RANGE OF VARIATION OF LAST THREE CONSECUTIVE READINGS (SEE FS 2212, SECTION 3)

pH: ± 0.2 units **Temperature:** ± 0.2 °C **Specific Conductance:** ± 5% **Dissolved Oxygen:** all readings ≤ 20% saturation (see Table FS 2200-2); optionally, ± 0.2 mg/L or ± 10% (whichever is greater) **Turbidity:** all readings ≤ 20 NTU; optionally ± 5 NTU or ± 10% (whichever is greater)

DEP Form FD 9000-24: GROUNDWATER SAMPLING LOG

SITE NAME: Angelo's Aggregate Materials, LTD Enterprise Class III Landfill	SITE LOCATION: Pasco County, Florida	
WELL NO: **MW-4**	WACS_WELL: **19572**	DATE: NOV 2 1 2017

PURGING DATA

WELL DIAMETER (inches): 2	TUBING DIAMETER (inches): .375	WELL SCREEN INTERVAL DEPTH: 6.50 feet to 26.50 feet	STATIC DEPTH TO WATER (feet): 19.51	PURGE PUMP TYPE OR BAILER: Stainless ESP

WELL VOLUME PURGE: 1 WELL VOLUME = (TOTAL WELL DEPTH – STATIC DEPTH TO WATER) X WELL CAPACITY
(only fill out if applicable)
= (26.56 feet – feet) X .16 gallons/foot = gallons

EQUIPMENT VOLUME PURGE: 1 EQUIPMENT VOL. = PUMP VOLUME + (TUBING CAPACITY X TUBING LENGTH) + FLOW CELL VOLUME
(only fill out if applicable)
= gallons + (.006 gallons/foot X 25.00 feet) + .032 gallons = .18 gallons

INITIAL PUMP OR TUBING DEPTH IN WELL (feet): 25.00	FINAL PUMP OR TUBING DEPTH IN WELL (feet): 25.00	PURGING INITIATED AT: 1107	PURGING ENDED AT: 1113	TOTAL VOLUME PURGED (gallons): .60

TIME	VOLUME PURGED (gallons)	CUMUL. VOLUME PURGED (gallons)	PURGE RATE (gpm)	DEPTH TO WATER (feet)	pH (standard units)	TEMP. (°C)	COND. (circle units) µmhos/cm or µS/cm	DISSOLVED OXYGEN (circle units) mg/L or % saturation	TURBIDITY (NTUs)	COLOR (describe)	ODOR (describe)
1113	.60	.60	.10	21.29	6.48	24.32	789	1.10	12.60	None	None
			~~.10~~								
			11/21/17								

WELL CAPACITY (Gallons Per Foot): **0.75"** = 0.02; **1"** = 0.04; **1.25"** = 0.06; **2"** = 0.16; **3"** = 0.37; **4"** = 0.65; **5"** = 1.02; **6"** = 1.47; **12"** = 5.88
TUBING INSIDE DIA. CAPACITY (Gal./Ft.): **1/8"** = 0.0006; **3/16"** = 0.0014; **1/4"** = 0.0026; **5/16"** = 0.004; **3/8"** = 0.006; **1/2"** = 0.010; **5/8"** = 0.016

PURGING EQUIPMENT CODES: **B** = Bailer; **BP** = Bladder Pump; **ESP** = Electric Submersible Pump; **PP** = Peristaltic Pump; **O** = Other (Specify)

SAMPLING DATA

SAMPLED BY (PRINT) / AFFILIATION: Chris Monaco or Karen LeBeau, Ideal Tech Services, Inc.	SAMPLER(S) SIGNATURE(S):	SAMPLING INITIATED AT: 1113	SAMPLING ENDED AT: 1119
PUMP OR TUBING DEPTH IN WELL (feet): 25.00	TUBING MATERIAL CODE: HDPE	FIELD-FILTERED: Y [N] Filtration Equipment Type:	FILTER SIZE: ____ µm
FIELD DECONTAMINATION: PUMP [Y] N	TUBING Y [N (replaced)]	DUPLICATE: Y (N)	

SAMPLE CONTAINER SPECIFICATION				SAMPLE PRESERVATION (including wet ice)			INTENDED ANALYSIS AND/OR METHOD	SAMPLING EQUIPMENT CODE	SAMPLE PUMP FLOW RATE (mL per minute)
SAMPLE ID CODE	# CONTAINERS	MATERIAL CODE	VOLUME	PRESERVATIVE USED	TOTAL VOL ADDED IN FIELD (mL)	FINAL pH			
MW-4	3	CG	40 mL	HCL	None	Not Req'd	8260 (app. 1 FL)	Stainless ESP	≈ 100
MW-4	1	PE	250 mL	HNO_3	None	<2	Metals	Stainless ESP	≈ 378
MW-4	1	PE	250 mL	H_2SO_4	None	<2	Ammonia (350.1)	Stainless ESP	≈ 378
MW-4	1	PE	250 mL	4° C	None	Not Req'd	Chloride, Nitrate, TDS	Stainless ESP	≈ 378
MW-4	2	CG	40 mL	4° C	None	Not Req'd	8011	Stainless ESP	≈ 100

REMARKS: utilized purge dry method
ORP= +229.4 Ntu @ metals - 8.60

MATERIAL CODES: **AG** = Amber Glass; **CG** = Clear Glass; **HDPE** = High Density Polyethylene; **LDPE** = Low Density Polyethylene; **PP** = Polypropylene; **S** = Silicone; **T** = Teflon; **O** = Other (Specify)

SAMPLING EQUIPMENT CODES: **APP** = After (Through) Peristaltic Pump; **B** = Bailer; **BP** = Bladder Pump; **ESP** = Electric Submersible Pump; **RFPP** = Reverse Flow Peristaltic Pump; **SM** = Straw Method (Tubing Gravity Drain); **O** = Other (Specify)

NOTES: 1. The above do not constitute all of the information required by Chapter 62-160, F.A.C.
2. STABILIZATION CRITERIA FOR RANGE OF VARIATION OF LAST THREE CONSECUTIVE READINGS (SEE FS 2212, SECTION 3)
pH: ± 0.2 units **Temperature:** ± 0.2 °C **Specific Conductance:** ± 5% **Dissolved Oxygen:** all readings ≤ 20% saturation (see Table FS 2200-2); optionally, ± 0.2 mg/L or ± 10% (whichever is greater) **Turbidity:** all readings ≤ 20 NTU; optionally ± 5 NTU or ± 10% (whichever is greater)

DEP Form FD 9000-24: GROUNDWATER SAMPLING LOG

SITE NAME: Angelo's Aggregate Materials, LTD Enterprise Class III Landfill	SITE LOCATION: Pasco County, Florida	
WELL NO: **MW-4B**	WACS_WELL: **21965**	DATE: NOV 21 2017

PURGING DATA

WELL DIAMETER (inches): 2	TUBING DIAMETER (inches): .375	WELL SCREEN INTERVAL DEPTH: 43.50 feet to 58.50 feet	STATIC DEPTH TO WATER (feet): 28.22	PURGE PUMP TYPE OR BAILER: Stainless ESP

WELL VOLUME PURGE: 1 WELL VOLUME = (TOTAL WELL DEPTH – STATIC DEPTH TO WATER) X WELL CAPACITY
(only fill out if applicable)
= (58.50 feet – 28.22 feet) X .16 gallons/foot = 4.84 gallons

EQUIPMENT VOLUME PURGE: 1 EQUIPMENT VOL. = PUMP VOLUME + (TUBING CAPACITY X TUBING LENGTH) + FLOW CELL VOLUME
(only fill out if applicable)
= gallons + (gallons/foot X feet) + gallons = gallons

INITIAL PUMP OR TUBING DEPTH IN WELL (feet): 29.00	FINAL PUMP OR TUBING DEPTH IN WELL (feet): 29.00	PURGING INITIATED AT: 1129	PURGING ENDED AT: 1140	TOTAL VOLUME PURGED (gallons): 11.00

TIME	VOLUME PURGED (gallons)	CUMUL. VOLUME PURGED (gallons)	PURGE RATE (gpm)	DEPTH TO WATER (feet)	pH (standard units)	TEMP. (°C)	COND. (circle units) µmhos/cm or µS/cm	DISSOLVED OXYGEN (circle units) mg/L or % saturation	TURBIDITY (NTUs)	COLOR (describe)	ODOR (describe)
1134	5.00	5.00	1.00	28.32	7.44	23.82	332	3.38	.50	None	None
1137	3.00	8.00	1.00	28.32	7.46	23.82	332	3.33	.50	None	None
1140	3.00	11.00	1.00	28.32	7.47	23.83	332	3.31	.30	None	None

WELL CAPACITY (Gallons Per Foot): **0.75"** = 0.02; **1"** = 0.04; **1.25"** = 0.06; **2"** = 0.16; **3"** = 0.37; **4"** = 0.65; **5"** = 1.02; **6"** = 1.47; **12"** = 5.88
TUBING INSIDE DIA. CAPACITY (Gal./Ft.): **1/8"** = 0.0006; **3/16"** = 0.0014; **1/4"** = 0.0026; **5/16"** = 0.004; **3/8"** = 0.006; **1/2"** = 0.010; **5/8"** = 0.016

PURGING EQUIPMENT CODES: **B** = Bailer; **BP** = Bladder Pump; **ESP** = Electric Submersible Pump; **PP** = Peristaltic Pump; **O** = Other (Specify)

SAMPLING DATA

SAMPLED BY (PRINT) / AFFILIATION: Chris Monaco or Karen LeBeau, Ideal Tech Services, Inc.	SAMPLER(S) SIGNATURE(S):	SAMPLING INITIATED AT: 1140	SAMPLING ENDED AT: 1144
PUMP OR TUBING DEPTH IN WELL (feet): 29.00	TUBING MATERIAL CODE: HDPE	FIELD-FILTERED: Y [N] Filtration Equipment Type:	FILTER SIZE: ____ µm
FIELD DECONTAMINATION: PUMP [Y] N	TUBING Y [N (replaced)]	DUPLICATE: Y (N)	

SAMPLE CONTAINER SPECIFICATION				SAMPLE PRESERVATION (including wet ice)			INTENDED ANALYSIS AND/OR METHOD	SAMPLING EQUIPMENT CODE	SAMPLE PUMP FLOW RATE (mL per minute)
SAMPLE ID CODE	# CONTAINERS	MATERIAL CODE	VOLUME	PRESERVATIVE USED	TOTAL VOL ADDED IN FIELD (mL)	FINAL pH			
MW-4B	3	CG	40 mL	HCL	None	Not Req'd	8260 (app. 1 FL)	Stainless ESP	≈ 100
MW-4B	1	PE	250 mL	HNO_3	None	<2	Metals	Stainless ESP	≈ 1135
MW-4B	1	PE	250 mL	H_2SO_4	None	<2	Ammonia (350.1)	Stainless ESP	≈ 1135
MW-4B	1	PE	250 mL	4° C	None	Not Req'd	Chloride, Nitrate, TDS	Stainless ESP	≈ 1135
MW-4B	2	CG	40 mL	4° C	None	Not Req'd	8011	Stainless ESP	≈ 100

REMARKS: Slowed pump to sample
ORP= + 161.1

MATERIAL CODES: **AG** = Amber Glass; **CG** = Clear Glass; **HDPE** = High Density Polyethylene; **LDPE** = Low Density Polyethylene; **PP** = Polypropylene; **S** = Silicone; **T** = Teflon; **O** = Other (Specify)

SAMPLING EQUIPMENT CODES: **APP** = After (Through) Peristaltic Pump; **B** = Bailer; **BP** = Bladder Pump; **ESP** = Electric Submersible Pump; **RFPP** = Reverse Flow Peristaltic Pump; **SM** = Straw Method (Tubing Gravity Drain); **O** = Other (Specify)

NOTES: 1. The above do not constitute all of the information required by Chapter 62-160, F.A.C.
2. STABILIZATION CRITERIA FOR RANGE OF VARIATION OF LAST THREE CONSECUTIVE READINGS (SEE FS 2212, SECTION 3)
pH: ± 0.2 units **Temperature:** ± 0.2 °C **Specific Conductance:** ± 5% **Dissolved Oxygen:** all readings ≤ 20% saturation (see Table FS 2200-2); optionally, ± 0.2 mg/L or ± 10% (whichever is greater) **Turbidity:** all readings ≤ 20 NTU; optionally ± 5 NTU or ± 10% (whichever is greater)

DEP Form FD 9000-24: GROUNDWATER SAMPLING LOG

SITE NAME: Angelo's Aggregate Materials, LTD Enterprise Class III Landfill		SITE LOCATION: Pasco County, Florida
WELL NO: **MW-5A**	WACS_WELL: **19573**	DATE: NOV 2 1 2017

PURGING DATA

WELL DIAMETER (inches): 2	TUBING DIAMETER (inches): .170	WELL SCREEN INTERVAL DEPTH: 10 feet to 30 feet	STATIC DEPTH TO WATER (feet): 8.31	PURGE PUMP TYPE OR BAILER: PP

WELL VOLUME PURGE: 1 WELL VOLUME = (TOTAL WELL DEPTH – STATIC DEPTH TO WATER) X WELL CAPACITY
(only fill out if applicable)
= (~~30.10~~ 28.11 feet – feet) X .16 gallons/foot = 3.17 gallons

EQUIPMENT VOLUME PURGE: 1 EQUIPMENT VOL. = PUMP VOLUME + (TUBING CAPACITY X TUBING LENGTH) + FLOW CELL VOLUME
(only fill out if applicable)
= gallons + (.0012 gallons/foot X 35.00 feet) + .032 gallons = .08 gallons

INITIAL PUMP OR TUBING DEPTH IN WELL (feet): 9.50	FINAL PUMP OR TUBING DEPTH IN WELL (feet): 9.56	PURGING INITIATED AT: 1339	PURGING ENDED AT: 1414	TOTAL VOLUME PURGED (gallons): 4.90

TIME	VOLUME PURGED (gallons)	CUMUL. VOLUME PURGED (gallons)	PURGE RATE (gpm)	DEPTH TO WATER (feet)	pH (standard units)	TEMP. (°C)	COND. (circle units) µmhos/cm or µS/cm	DISSOLVED OXYGEN (circle units) mg/L or % saturation	TURBIDITY (NTUs)	COLOR (describe)	ODOR (describe)
1402	3.22	3.22	.14	9.00	5.83	24.75	85	3.27	11.00	None	None
1408	.84	4.06	.14	9.00	5.84	24.78	84	3.26	8.20	None	None
1414	.84	4.90	.14	9.00	5.78	24.76	85	3.16	7.00	None	None

WELL CAPACITY (Gallons Per Foot): **0.75"** = 0.02; **1"** = 0.04; **1.25"** = 0.06; **2"** = 0.16; **3"** = 0.37; **4"** = 0.65; **5"** = 1.02; **6"** = 1.47; **12"** = 5.88
TUBING INSIDE DIA. CAPACITY (Gal./Ft.): **1/8"** = 0.0006; **3/16"** = 0.0014; **1/4"** = 0.0026; **5/16"** = 0.004; **3/8"** = 0.006; **1/2"** = 0.010; **5/8"** = 0.016

PURGING EQUIPMENT CODES: **B** = Bailer; **BP** = Bladder Pump; **ESP** = Electric Submersible Pump; **PP** = Peristaltic Pump; **O** = Other (Specify)

SAMPLING DATA

SAMPLED BY (PRINT) / AFFILIATION: Chris Monaco or Karen LeBeau, Ideal Tech Services, Inc.	SAMPLER(S) SIGNATURE(S):	SAMPLING INITIATED AT: 1414	SAMPLING ENDED AT: 1418
PUMP OR TUBING DEPTH IN WELL (feet): 9.50	TUBING MATERIAL CODE: HDPE	FIELD-FILTERED: Y [N] Filtration Equipment Type:	FILTER SIZE: ____ µm
FIELD DECONTAMINATION: PUMP Y [N]	TUBING Y [N (replaced)]	DUPLICATE: Y (N)	

SAMPLE CONTAINER SPECIFICATION				SAMPLE PRESERVATION (including wet ice)			INTENDED ANALYSIS AND/OR METHOD	SAMPLING EQUIPMENT CODE	SAMPLE PUMP FLOW RATE (mL per minute)
SAMPLE ID CODE	# CONTAINERS	MATERIAL CODE	VOLUME	PRESERVATIVE USED	TOTAL VOL ADDED IN FIELD (mL)	FINAL pH			
MW-5A	3	CG	40 mL	HCL	None	Not Req'd	8260 (app. 1 FL)	PP	≈ 100
MW-5A	1	PE	250 mL	HNO_3	None	<2	Metals	PP	≈ 530
MW-5A	1	PE	250 mL	H_2SO_4	None	<2	Ammonia (350.1)	PP	≈ 530
MW-5A	1	PE	250 mL	4° C	None	Not Req'd	Chloride, Nitrate, TDS	PP	≈ 530
MW-5A	2	CG	40 mL	4° C	None	Not Req'd	8011	PP	≈ 100

REMARKS:

ORP= +147.8

MATERIAL CODES: **AG** = Amber Glass; **CG** = Clear Glass; **HDPE** = High Density Polyethylene; **LDPE** = Low Density Polyethylene; **PP** = Polypropylene; **S** = Silicone; **T** = Teflon; **O** = Other (Specify)

SAMPLING EQUIPMENT CODES: **APP** = After (Through) Peristaltic Pump; **B** = Bailer; **BP** = Bladder Pump; **ESP** = Electric Submersible Pump; **RFPP** = Reverse Flow Peristaltic Pump; **SM** = Straw Method (Tubing Gravity Drain); **O** = Other (Specify)

NOTES: 1. The above do not constitute all of the information required by Chapter 62-160, F.A.C.
2. STABILIZATION CRITERIA FOR RANGE OF VARIATION OF LAST THREE CONSECUTIVE READINGS (SEE FS 2212, SECTION 3)

pH: ± 0.2 units **Temperature:** ± 0.2 °C **Specific Conductance:** ± 5% **Dissolved Oxygen:** all readings ≤ 20% saturation (see Table FS 2200-2); optionally, ± 0.2 mg/L or ± 10% (whichever is greater) **Turbidity:** all readings ≤ 20 NTU; optionally ± 5 NTU or ± 10% (whichever is greater)

DEP Form FD 9000-24: GROUNDWATER SAMPLING LOG

SITE NAME: Angelo's Aggregate Materials, LTD Enterprise Class III Landfill	SITE LOCATION: Pasco County, Florida	
WELL NO: **MW-5B**	WACS_WELL: **19574**	DATE: NOV 2 1 2017

PURGING DATA

WELL DIAMETER (inches): 2	TUBING DIAMETER (inches): .170	WELL SCREEN INTERVAL DEPTH: 37 feet to 47 feet	STATIC DEPTH TO WATER (feet): 14.53	PURGE PUMP TYPE OR BAILER: PP

WELL VOLUME PURGE: 1 WELL VOLUME = (TOTAL WELL DEPTH – STATIC DEPTH TO WATER) X WELL CAPACITY
(only fill out if applicable)
= (~~47.00~~ 48.47 feet – feet) X .16 gallons/foot = gallons

EQUIPMENT VOLUME PURGE: 1 EQUIPMENT VOL. = PUMP VOLUME + (TUBING CAPACITY X TUBING LENGTH) + FLOW CELL VOLUME
(only fill out if applicable)
= gallons + (.0012 gallons/foot X 52.00 feet) + .032 gallons = .09 gallons

INITIAL PUMP OR TUBING DEPTH IN WELL (feet): 42.00	FINAL PUMP OR TUBING DEPTH IN WELL (feet): 42.00	PURGING INITIATED AT: 1315	PURGING ENDED AT: 1325	TOTAL VOLUME PURGED (gallons): 2.00

TIME	VOLUME PURGED (gallons)	CUMUL. VOLUME PURGED (gallons)	PURGE RATE (gpm)	DEPTH TO WATER (feet)	pH (standard units)	TEMP. (°C)	COND. (circle units) µmhos/cm or µS/cm	DISSOLVED OXYGEN (circle units) mg/L or % saturation	TURBIDITY (NTUs)	COLOR (describe)	ODOR (describe)
1319	.80	.80	.20	14.66	7.55	23.93	338	3.68	14.80	None	None
1322	.60	1.40	.20	14.66	7.54	23.97	339	3.58	10.20	None	None
1325	.60	2.00	.20	14.66	7.56	23.93	338	3.50	7.70	None	None

WELL CAPACITY (Gallons Per Foot): **0.75"** = 0.02; **1"** = 0.04; **1.25"** = 0.06; **2"** = 0.16; **3"** = 0.37; **4"** = 0.65; **5"** = 1.02; **6"** = 1.47; **12"** = 5.88
TUBING INSIDE DIA. CAPACITY (Gal./Ft.): **1/8"** = 0.0006; **3/16"** = 0.0014; **1/4"** = 0.0026; **5/16"** = 0.004; **3/8"** = 0.006; **1/2"** = 0.010; **5/8"** = 0.016

PURGING EQUIPMENT CODES: **B** = Bailer; **BP** = Bladder Pump; **ESP** = Electric Submersible Pump; **PP** = Peristaltic Pump; **O** = Other (Specify)

SAMPLING DATA

SAMPLED BY (PRINT) / AFFILIATION: Chris Monaco or Karen LeBeau, Ideal Tech Services, Inc.	SAMPLER(S) SIGNATURE(S):	SAMPLING INITIATED AT: 1325	SAMPLING ENDED AT: 1329
PUMP OR TUBING DEPTH IN WELL (feet): 42.00	TUBING MATERIAL CODE: HDPE	FIELD-FILTERED: Y [N] Filtration Equipment Type:	FILTER SIZE: ____ µm
FIELD DECONTAMINATION: PUMP Y [N]	TUBING Y [N (replaced)]	DUPLICATE: Y (N)	

SAMPLE CONTAINER SPECIFICATION				SAMPLE PRESERVATION (including wet ice)			INTENDED ANALYSIS AND/OR METHOD	SAMPLING EQUIPMENT CODE	SAMPLE PUMP FLOW RATE (mL per minute)
SAMPLE ID CODE	# CONTAINERS	MATERIAL CODE	VOLUME	PRESERVATIVE USED	TOTAL VOL ADDED IN FIELD (mL)	FINAL pH			
MW-5B	3	CG	40 mL	HCL	None	Not Req'd	8260 (app. 1 FL)	Stainless ESP	≈ 100
MW-5B	1	PE	250 mL	HNO_3	None	<2	Metals	Stainless ESP	≈ 757
MW-5B	1	PE	250 mL	H_2SO_4	None	<2	Ammonia (350.1)	Stainless ESP	≈ 757
MW-5B	1	PE	250 mL	4° C	None	Not Req'd	Chloride, Nitrate, TDS	Stainless ESP	≈ 757
MW-5B	2	CG	40 mL	4° C	None	Not Req'd	8011	Stainless ESP	≈ 100

REMARKS:

ORP= +189.4

MATERIAL CODES: **AG** = Amber Glass; **CG** = Clear Glass; **HDPE** = High Density Polyethylene; **LDPE** = Low Density Polyethylene; **PP** = Polypropylene; **S** = Silicone; **T** = Teflon; **O** = Other (Specify)

SAMPLING EQUIPMENT CODES: **APP** = After (Through) Peristaltic Pump; **B** = Bailer; **BP** = Bladder Pump; **ESP** = Electric Submersible Pump; **RFPP** = Reverse Flow Peristaltic Pump; **SM** = Straw Method (Tubing Gravity Drain); **O** = Other (Specify)

NOTES: 1. The above do not constitute all of the information required by Chapter 62-160, F.A.C.
2. STABILIZATION CRITERIA FOR RANGE OF VARIATION OF LAST THREE CONSECUTIVE READINGS (SEE FS 2212, SECTION 3)
pH: ± 0.2 units **Temperature:** ± 0.2 °C **Specific Conductance:** ± 5% **Dissolved Oxygen:** all readings ≤ 20% saturation (see Table FS 2200-2); optionally, ± 0.2 mg/L or ± 10% (whichever is greater) **Turbidity:** all readings ≤ 20 NTU; optionally ± 5 NTU or ± 10% (whichever is greater)

DEP Form FD 9000-24: GROUNDWATER SAMPLING LOG

SITE NAME: Angelo's Aggregate Materials, LTD Enterprise Class III Landfill	SITE LOCATION: Pasco County, Florida	
WELL NO: **MW-6**	WACS_WELL: **19575**	DATE: NOV 21 2017

PURGING DATA

(JW) 11/21/17

WELL DIAMETER (inches): 2	TUBING DIAMETER (inches): ~~.170~~ .375	WELL SCREEN INTERVAL DEPTH: 20.10 feet to ~~30~~ feet (JW) 11/21/17	STATIC DEPTH TO WATER (feet): 25.05	PURGE PUMP TYPE OR BAILER: ~~PP~~ ESP (JW) 11/21/17

WELL VOLUME PURGE: 1 WELL VOLUME = (TOTAL WELL DEPTH – STATIC DEPTH TO WATER) X WELL CAPACITY
(only fill out if applicable)

(JW) 11/21/17 ~~30.05~~ 39.86 feet – feet) X .16 gallons/foot = gallons

EQUIPMENT VOLUME PURGE: 1 EQUIPMENT VOL. = PUMP VOLUME + (TUBING CAPACITY X TUBING LENGTH) + FLOW CELL VOLUME
(only fill out if applicable)

= gallons + (.0012 gallons/foot X 25.00 feet) + .032 gallons = .06 gallons

INITIAL PUMP OR TUBING DEPTH IN WELL (feet): 36.00	FINAL PUMP OR TUBING DEPTH IN WELL (feet): 36.00	PURGING INITIATED AT: 1158	PURGING ENDED AT: 1212	TOTAL VOLUME PURGED (gallons): 1.40

TIME	VOLUME PURGED (gallons)	CUMUL. VOLUME PURGED (gallons)	PURGE RATE (gpm)	DEPTH TO WATER (feet)	pH (standard units)	TEMP. (°C)	COND. (circle units) µmhos/cm or µS/cm	DISSOLVED OXYGEN (circle units) mg/L or % saturation	TURBIDITY (NTUs)	COLOR (describe)	ODOR (describe)
1212	1.40	1.40	.10	30.48	5.47	25.41	187	.64	13.60	None	None

WELL CAPACITY (Gallons Per Foot): **0.75"** = 0.02; **1"** = 0.04; **1.25"** = 0.06; **2"** = 0.16; **3"** = 0.37; **4"** = 0.65; **5"** = 1.02; **6"** = 1.47; **12"** = 5.88
TUBING INSIDE DIA. CAPACITY (Gal./Ft.): **1/8"** = 0.0006; **3/16"** = 0.0014; **1/4"** = 0.0026; **5/16"** = 0.004; **3/8"** = 0.006; **1/2"** = 0.010; **5/8"** = 0.016

PURGING EQUIPMENT CODES: **B** = Bailer; **BP** = Bladder Pump; **ESP** = Electric Submersible Pump; **PP** = Peristaltic Pump; **O** = Other (Specify)

SAMPLING DATA

SAMPLED BY (PRINT) / AFFILIATION: Chris Monaco or Karen LeBeau, Ideal Tech Services, Inc.	SAMPLER(S) SIGNATURE(S):	SAMPLING INITIATED AT: 1212	SAMPLING ENDED AT: 1217
PUMP OR TUBING DEPTH IN WELL (feet): 36.00	TUBING MATERIAL CODE: HDPE	FIELD-FILTERED: Y [N] Filtration Equipment Type:	FILTER SIZE: ____ µm
FIELD DECONTAMINATION: PUMP Y [N]	TUBING Y [N (replaced)]	DUPLICATE: Y (N)	

SAMPLE CONTAINER SPECIFICATION				SAMPLE PRESERVATION (including wet ice)			INTENDED ANALYSIS AND/OR METHOD	SAMPLING EQUIPMENT CODE	SAMPLE PUMP FLOW RATE (mL per minute)
SAMPLE ID CODE	# CONTAINERS	MATERIAL CODE	VOLUME	PRESERVATIVE USED	TOTAL VOL ADDED IN FIELD (mL)	FINAL pH			
MW-6	3	CG	40 mL	HCL	None	Not Req'd	8260 (app. 1 FL)	ESP ~~PP~~	≈ 100
MW-6	1	PE	250 mL	HNO_3	None	<2	Metals	ESP ~~PP~~	≈ 378
MW-6	1	PE	250 mL	H_2SO_4	None	<2	Ammonia (350.1)	ESP ~~PP~~	≈ 378
MW-6	1	PE	250 mL	4° C	None	Not Req'd	Chloride, Nitrate, TDS	ESP ~~PP~~	≈ 378
MW-6	2	CG	40 mL	4° C	None	Not Req'd	8011	ESP ~~PP~~	≈ 100
								(JW) 11/21/17	

REMARKS: utilized purge dry method
ORP= +204.2 Ntu@metals = 9.90

MATERIAL CODES: **AG** = Amber Glass; **CG** = Clear Glass; **HDPE** = High Density Polyethylene; **LDPE** = Low Density Polyethylene; **PP** = Polypropylene; **S** = Silicone; **T** = Teflon; **O** = Other (Specify)

SAMPLING EQUIPMENT CODES: **APP** = After (Through) Peristaltic Pump; **B** = Bailer; **BP** = Bladder Pump; **ESP** = Electric Submersible Pump; **RFPP** = Reverse Flow Peristaltic Pump; **SM** = Straw Method (Tubing Gravity Drain); **O** = Other (Specify)

NOTES: 1. The above do not constitute all of the information required by Chapter 62-160, F.A.C.
2. STABILIZATION CRITERIA FOR RANGE OF VARIATION OF LAST THREE CONSECUTIVE READINGS (SEE FS 2212, SECTION 3)
pH: ± 0.2 units **Temperature:** ± 0.2 °C **Specific Conductance:** ± 5% **Dissolved Oxygen:** all readings ≤ 20% saturation (see Table FS 2200-2); optionally, ± 0.2 mg/L or ± 10% (whichever is greater) **Turbidity:** all readings ≤ 20 NTU; optionally ± 5 NTU or ± 10% (whichever is greater)

DEP Form FD 9000-24: GROUNDWATER SAMPLING LOG

SITE NAME: Angelo's Aggregate Materials, LTD Enterprise Class III Landfill	SITE LOCATION: Pasco County, Florida	
WELL NO: **MW-6B**	WACS_WELL:	DATE: NOV 21 2017

PURGING DATA

WELL DIAMETER (inches): 2	TUBING DIAMETER (inches): .375	WELL SCREEN INTERVAL DEPTH 47 ~~37~~ feet to ~~67~~ 67 feet (new 11/21/17)	STATIC DEPTH TO WATER (feet): 25.92	PURGE PUMP TYPE OR BAILER: Stainless ESP

WELL VOLUME PURGE: 1 WELL VOLUME = (TOTAL WELL DEPTH – STATIC DEPTH TO WATER) X WELL CAPACITY
(only fill out if applicable)
= (~~67.15~~ 66.65 feet – feet) X .16 gallons/foot = gallons

EQUIPMENT VOLUME PURGE: 1 EQUIPMENT VOL. = PUMP VOLUME + (TUBING CAPACITY X TUBING LENGTH) + FLOW CELL VOLUME
(only fill out if applicable)
= gallons + (.0012 gallons/foot X 59 feet) + .032 gallons = .10 gallons

INITIAL PUMP OR TUBING DEPTH IN WELL (feet): 57.00	FINAL PUMP OR TUBING DEPTH IN WELL (feet): 57.00	PURGING INITIATED AT: 1226	PURGING ENDED AT: 1254	TOTAL VOLUME PURGED (gallons): 7.00

TIME	VOLUME PURGED (gallons)	CUMUL. VOLUME PURGED (gallons)	PURGE RATE (gpm)	DEPTH TO WATER (feet)	pH (standard units)	TEMP. (°C)	COND. (circle units) µmhos/cm or µS/cm	DISSOLVED OXYGEN (circle units) mg/L or % saturation	TURBIDITY (NTUs)	COLOR (describe)	ODOR (describe)
1248	5.50	5.50	.25	25.99	7.45	23.92	284	2.45	15.00	None	None
1251	.75	6.25	.25	25.99	7.54	23.87	285	2.42	9.30	None	None
1254	.75	7.00	.25	25.99	7.55	23.87	285	2.41	8.00	None	None

WELL CAPACITY (Gallons Per Foot): **0.75"** = 0.02; **1"** = 0.04; **1.25"** = 0.06; **2"** = 0.16; **3"** = 0.37; **4"** = 0.65; **5"** = 1.02; **6"** = 1.47; **12"** = 5.88
TUBING INSIDE DIA. CAPACITY (Gal./Ft.): **1/8"** = 0.0006; **3/16"** = 0.0014; **1/4"** = 0.0026; **5/16"** = 0.004; **3/8"** = 0.006; **1/2"** = 0.010; **5/8"** = 0.016

PURGING EQUIPMENT CODES: **B** = Bailer; **BP** = Bladder Pump; **ESP** = Electric Submersible Pump; **PP** = Peristaltic Pump; **O** = Other (Specify)

SAMPLING DATA

SAMPLED BY (PRINT) / AFFILIATION: Chris Monaco or Karen LeBeau, Ideal Tech Services, Inc.	SAMPLER(S) SIGNATURE(S):	SAMPLING INITIATED AT: 1254	SAMPLING ENDED AT: 1258
PUMP OR TUBING DEPTH IN WELL (feet): 57.00	TUBING MATERIAL CODE: HDPE	FIELD-FILTERED: Y [N] Filtration Equipment Type:	FILTER SIZE: ____ µm
FIELD DECONTAMINATION: PUMP [Y] N	TUBING Y [N (replaced)]	DUPLICATE: Y (N)	

SAMPLE CONTAINER SPECIFICATION				SAMPLE PRESERVATION (including wet ice)			INTENDED ANALYSIS AND/OR METHOD	SAMPLING EQUIPMENT CODE	SAMPLE PUMP FLOW RATE (mL per minute)
SAMPLE ID CODE	# CONTAINERS	MATERIAL CODE	VOLUME	PRESERVATIVE USED	TOTAL VOL ADDED IN FIELD (mL)	FINAL pH			
MW-6B	3	CG	40 mL	HCL	None	Not Req'd	8260 (app. 1 FL)	Stainless ESP	≈ 100
MW-6B	1	PE	250 mL	HNO_3	None	<2	Metals	Stainless ESP	≈ 946
MW-6B	1	PE	250 mL	H_2SO_4	None	<2	Ammonia (350.1)	Stainless ESP	≈ 946
MW-6B	1	PE	250 mL	4° C	None	Not Req'd	Chloride, Nitrate, TDS	Stainless ESP	≈ 946
MW-6B	2	CG	40 mL	4° C	None	Not Req'd	8011	Stainless ESP	≈ 100

REMARKS:

ORP= +154.4

MATERIAL CODES: **AG** = Amber Glass; **CG** = Clear Glass; **HDPE** = High Density Polyethylene; **LDPE** = Low Density Polyethylene; **PP** = Polypropylene; **S** = Silicone; **T** = Teflon; **O** = Other (Specify)

SAMPLING EQUIPMENT CODES: **APP** = After (Through) Peristaltic Pump; **B** = Bailer; **BP** = Bladder Pump; **ESP** = Electric Submersible Pump; **RFPP** = Reverse Flow Peristaltic Pump; **SM** = Straw Method (Tubing Gravity Drain); **O** = Other (Specify)

NOTES: 1. The above do not constitute all of the information required by Chapter 62-160, F.A.C.
2. STABILIZATION CRITERIA FOR RANGE OF VARIATION OF LAST THREE CONSECUTIVE READINGS (SEE FS 2212, SECTION 3)
pH: ± 0.2 units **Temperature:** ± 0.2 °C **Specific Conductance:** ± 5% **Dissolved Oxygen:** all readings ≤ 20% saturation (see Table FS 2200-2); optionally, ± 0.2 mg/L or ± 10% (whichever is greater) **Turbidity:** all readings ≤ 20 NTU; optionally ± 5 NTU or ± 10% (whichever is greater)

DEP Form FD 9000-24: GROUNDWATER SAMPLING LOG

SITE NAME: Angelo's Aggregate Materials, LTD Enterprise Class III Landfill	SITE LOCATION: Pasco County, Florida	
WELL NO: **MW-7A**	WACS_WELL: **19576**	DATE: NOV 20 2017

PURGING DATA

WELL DIAMETER (inches): 2	TUBING DIAMETER (inches): .375	WELL SCREEN INTERVAL DEPTH: 25.80 feet to 45.80 feet	STATIC DEPTH TO WATER (feet): 27.78	PURGE PUMP TYPE OR BAILER: Stainless ESP

WELL VOLUME PURGE: 1 WELL VOLUME = (TOTAL WELL DEPTH – STATIC DEPTH TO WATER) X WELL CAPACITY
(only fill out if applicable)
= (45.80 feet – 27.78 feet) X .16 gallons/foot = 2.88 gallons

EQUIPMENT VOLUME PURGE: 1 EQUIPMENT VOL. = PUMP VOLUME + (TUBING CAPACITY X TUBING LENGTH) + FLOW CELL VOLUME
(only fill out if applicable)
= gallons + (gallons/foot X feet) + gallons = gallons

INITIAL PUMP OR TUBING DEPTH IN WELL (feet): 28.50	FINAL PUMP OR TUBING DEPTH IN WELL (feet): 36.00	PURGING INITIATED AT: 1419	PURGING ENDED AT: 1440	TOTAL VOLUME PURGED (gallons): 4.20

TIME	VOLUME PURGED (gallons)	CUMUL. VOLUME PURGED (gallons)	PURGE RATE (gpm)	DEPTH TO WATER (feet)	pH (standard units)	TEMP. (°C)	COND. (circle units) µmhos/cm or µS/cm	DISSOLVED OXYGEN (circle units) mg/L or % saturation	TURBIDITY (NTUs)	COLOR (describe)	ODOR (describe)
1434	3.00	3.00	.20	33.63	4.69	25.48	225	.37	19.70	None	None
1437	.60	3.60	.20	34.03	4.64	25.46	223	.32	16.90	None	None
1440	.60	4.20	.20	34.69	4.60	25.40	223	.30	15.40	None	None

WELL CAPACITY (Gallons Per Foot): **0.75"** = 0.02; **1"** = 0.04; **1.25"** = 0.06; **2"** = 0.16; **3"** = 0.37; **4"** = 0.65; **5"** = 1.02; **6"** = 1.47; **12"** = 5.88
TUBING INSIDE DIA. CAPACITY (Gal./Ft.): **1/8"** = 0.0006; **3/16"** = 0.0014; **1/4"** = 0.0026; **5/16"** = 0.004; **3/8"** = 0.006; **1/2"** = 0.010; **5/8"** = 0.016

PURGING EQUIPMENT CODES: **B** = Bailer; **BP** = Bladder Pump; **ESP** = Electric Submersible Pump; **PP** = Peristaltic Pump; **O** = Other (Specify)

SAMPLING DATA

SAMPLED BY (PRINT) / AFFILIATION: Chris Monaco or Karen LeBeau, Ideal Tech Services, Inc.	SAMPLER(S) SIGNATURE(S):	SAMPLING INITIATED AT: 1440	SAMPLING ENDED AT: 1444
PUMP OR TUBING DEPTH IN WELL (feet): 36.00	TUBING MATERIAL CODE: HDPE	FIELD-FILTERED: Y [N] Filtration Equipment Type:	FILTER SIZE: ____ µm
FIELD DECONTAMINATION: PUMP [Y] N	TUBING Y [N (replaced)]	DUPLICATE: Y (N)	

SAMPLE CONTAINER SPECIFICATION				SAMPLE PRESERVATION (including wet ice)			INTENDED ANALYSIS AND/OR METHOD	SAMPLING EQUIPMENT CODE	SAMPLE PUMP FLOW RATE (mL per minute)
SAMPLE ID CODE	# CONTAINERS	MATERIAL CODE	VOLUME	PRESERVATIVE USED	TOTAL VOL ADDED IN FIELD (mL)	FINAL pH			
MW-7A	3	CG	40 mL	HCL	None	Not Req'd	8260 (app. 1 FL)	Stainless ESP	≈ 100
MW-7A	1	PE	250 mL	HNO_3	None	<2	Metals	Stainless ESP	≈ 757
MW-7A	1	PE	250 mL	H_2SO_4	None	<2	Ammonia (350.1)	Stainless ESP	≈ 757
MW-7A	1	PE	250 mL	4° C	None	Not Req'd	Chloride, Nitrate, TDS	Stainless ESP	≈ 757
MW-7A	2	CG	40 mL	4° C	None	Not Req'd	8011	Stainless ESP	≈ 100

REMARKS: Ntu metals = 8.50

ORP= + 178.7

MATERIAL CODES: **AG** = Amber Glass; **CG** = Clear Glass; **HDPE** = High Density Polyethylene; **LDPE** = Low Density Polyethylene; **PP** = Polypropylene; **S** = Silicone; **T** = Teflon; **O** = Other (Specify)

SAMPLING EQUIPMENT CODES: **APP** = After (Through) Peristaltic Pump; **B** = Bailer; **BP** = Bladder Pump; **ESP** = Electric Submersible Pump; **RFPP** = Reverse Flow Peristaltic Pump; **SM** = Straw Method (Tubing Gravity Drain); **O** = Other (Specify)

NOTES: 1. The above do not constitute all of the information required by Chapter 62-160, F.A.C.
2. STABILIZATION CRITERIA FOR RANGE OF VARIATION OF LAST THREE CONSECUTIVE READINGS (SEE FS 2212, SECTION 3)
pH: ± 0.2 units **Temperature:** ± 0.2 °C **Specific Conductance:** ± 5% **Dissolved Oxygen:** all readings ≤ 20% saturation (see Table FS 2200-2); optionally, ± 0.2 mg/L or ± 10% (whichever is greater) **Turbidity:** all readings ≤ 20 NTU; optionally ± 5 NTU or ± 10% (whichever is greater)

DEP Form FD 9000-24: GROUNDWATER SAMPLING LOG

SITE NAME: Angelo's Aggregate Materials, LTD Enterprise Class III Landfill	SITE LOCATION: Pasco County, Florida
WELL NO: **MW-7BR**	WACS_WELL: **22592**	DATE: NOV 20 2017

PURGING DATA

WELL DIAMETER (inches): 2	TUBING DIAMETER (inches): .375	WELL SCREEN INTERVAL DEPTH: 46 feet to 61 feet	STATIC DEPTH TO WATER (feet): 30.74	PURGE PUMP TYPE OR BAILER: Stainless ESP

WELL VOLUME PURGE: 1 WELL VOLUME = (TOTAL WELL DEPTH – STATIC DEPTH TO WATER) X WELL CAPACITY
(only fill out if applicable)
= (61.00 feet – 30.74 feet) X .16 gallons/foot = 4.84 gallons

EQUIPMENT VOLUME PURGE: 1 EQUIPMENT VOL. = PUMP VOLUME + (TUBING CAPACITY X TUBING LENGTH) + FLOW CELL VOLUME
(only fill out if applicable)
= gallons + (gallons/foot X feet) + gallons = gallons

INITIAL PUMP OR TUBING DEPTH IN WELL (feet): 31.50	FINAL PUMP OR TUBING DEPTH IN WELL (feet): 31.50	PURGING INITIATED AT: 1503	PURGING ENDED AT: 1519	TOTAL VOLUME PURGED (gallons): 8.00

TIME	VOLUME PURGED (gallons)	CUMUL. VOLUME PURGED (gallons)	PURGE RATE (gpm)	DEPTH TO WATER (feet)	pH (standard units)	TEMP. (°C)	COND. (circle units) µmhos/cm or µS/cm	DISSOLVED OXYGEN (circle units) mg/L or % saturation	TURBIDITY (NTUs)	COLOR (describe)	ODOR (describe)
1513	5.00	5.00	.50	30.80	7.18	24.47	309	1.74	16.50	None	None
1516	1.50	6.50	.50	30.80	7.22	24.47	310	1.50	8.80	None	None
1519	1.50	8.00	.50	30.80	7.27	24.47	310	1.43	5.30	None	None

WELL CAPACITY (Gallons Per Foot): **0.75"** = 0.02; **1"** = 0.04; **1.25"** = 0.06; **2"** = 0.16; **3"** = 0.37; **4"** = 0.65; **5"** = 1.02; **6"** = 1.47; **12"** = 5.88
TUBING INSIDE DIA. CAPACITY (Gal./Ft.): **1/8"** = 0.0006; **3/16"** = 0.0014; **1/4"** = 0.0026; **5/16"** = 0.004; **3/8"** = 0.006; **1/2"** = 0.010; **5/8"** = 0.016

PURGING EQUIPMENT CODES: **B** = Bailer; **BP** = Bladder Pump; **ESP** = Electric Submersible Pump; **PP** = Peristaltic Pump; **O** = Other (Specify)

SAMPLING DATA

SAMPLED BY (PRINT) / AFFILIATION: Chris Monaco or Karen LeBeau, Ideal Tech Services, Inc.	SAMPLER(S) SIGNATURE(S): [signature]	SAMPLING INITIATED AT: 1519	SAMPLING ENDED AT: 1523
PUMP OR TUBING DEPTH IN WELL (feet): 31.50	TUBING MATERIAL CODE: HDPE	FIELD-FILTERED: Y [N] Filtration Equipment Type:	FILTER SIZE: ____ µm
FIELD DECONTAMINATION: PUMP [Y] N	TUBING Y [N (replaced)]	DUPLICATE: Y (N)	

SAMPLE CONTAINER SPECIFICATION				SAMPLE PRESERVATION (including wet ice)			INTENDED ANALYSIS AND/OR METHOD	SAMPLING EQUIPMENT CODE	SAMPLE PUMP FLOW RATE (mL per minute)
SAMPLE ID CODE	# CONTAINERS	MATERIAL CODE	VOLUME	PRESERVATIVE USED	TOTAL VOL ADDED IN FIELD (mL)	FINAL pH			
MW-7BR	3	CG	40 mL	HCL	None	Not Req'd	8260 (app. 1 FL)	Stainless ESP	≈ 100
MW-7BR	1	PE	250 mL	HNO_3	None	<2	Metals	Stainless ESP	≈ 1135
MW-7BR	1	PE	250 mL	H_2SO_4	None	<2	Ammonia (350.1)	Stainless ESP	≈ 1135
MW-7BR	1	PE	250 mL	4° C	None	Not Req'd	Chloride, Nitrate, TDS	Stainless ESP	≈ 1135
MW-7BR	2	CG	40 mL	4° C	None	Not Req'd	8011	Stainless ESP	≈ 100

REMARKS:

ORP= +154.8

MATERIAL CODES: **AG** = Amber Glass; **CG** = Clear Glass; **HDPE** = High Density Polyethylene; **LDPE** = Low Density Polyethylene; **PP** = Polypropylene; **S** = Silicone; **T** = Teflon; **O** = Other (Specify)

SAMPLING EQUIPMENT CODES: **APP** = After (Through) Peristaltic Pump; **B** = Bailer; **BP** = Bladder Pump; **ESP** = Electric Submersible Pump; **RFPP** = Reverse Flow Peristaltic Pump; **SM** = Straw Method (Tubing Gravity Drain); **O** = Other (Specify)

NOTES: 1. The above do not constitute all of the information required by Chapter 62-160, F.A.C.
2. STABILIZATION CRITERIA FOR RANGE OF VARIATION OF LAST THREE CONSECUTIVE READINGS (SEE FS 2212, SECTION 3)

pH: ± 0.2 units **Temperature:** ± 0.2 °C **Specific Conductance:** ± 5% **Dissolved Oxygen:** all readings ≤ 20% saturation (see Table FS 2200-2); optionally, ± 0.2 mg/L or ± 10% (whichever is greater) **Turbidity:** all readings ≤ 20 NTU; optionally ± 5 NTU or ± 10% (whichever is greater)

DEP Form FD 9000-24: GROUNDWATER SAMPLING LOG

SITE NAME: Angelo's Aggregate Materials, LTD Enterprise Class III Landfill	SITE LOCATION: Pasco County, Florida
WELL NO: **MW-8**	WACS_WELL: **19578**	DATE: NOV 20 2017

PURGING DATA

WELL DIAMETER (inches): 2	TUBING DIAMETER (inches): .375	WELL SCREEN INTERVAL DEPTH: 15.90 feet to 35.90 feet	STATIC DEPTH TO WATER (feet): 34.39	PURGE PUMP TYPE OR BAILER: Stainless ESP

WELL VOLUME PURGE: 1 WELL VOLUME = (TOTAL WELL DEPTH – STATIC DEPTH TO WATER) X WELL CAPACITY
(only fill out if applicable)
= (35.90 feet – feet) X .16 gallons/foot = gallons

EQUIPMENT VOLUME PURGE: 1 EQUIPMENT VOL. = PUMP VOLUME + (TUBING CAPACITY X TUBING LENGTH) + FLOW CELL VOLUME
(only fill out if applicable)
= gallons + (gallons/foot X feet) + gallons = gallons

INITIAL PUMP OR TUBING DEPTH IN WELL (feet):	FINAL PUMP OR TUBING DEPTH IN WELL (feet):	PURGING INITIATED AT:	PURGING ENDED AT:	TOTAL VOLUME PURGED (gallons):

TIME	VOLUME PURGED (gallons)	CUMUL. VOLUME PURGED (gallons)	PURGE RATE (gpm)	DEPTH TO WATER (feet)	pH (standard units)	TEMP. (°C)	COND. (circle units) µmhos/cm or µS/cm	DISSOLVED OXYGEN (circle units) mg/L or % saturation	TURBIDITY (NTUs)	COLOR (describe)	ODOR (describe)

WELL CAPACITY (Gallons Per Foot): **0.75"** = 0.02; **1"** = 0.04; **1.25"** = 0.06; **2"** = 0.16; **3"** = 0.37; **4"** = 0.65; **5"** = 1.02; **6"** = 1.47; **12"** = 5.88
TUBING INSIDE DIA. CAPACITY (Gal./Ft.): **1/8"** = 0.0006; **3/16"** = 0.0014; **1/4"** = 0.0026; **5/16"** = 0.004; **3/8"** = 0.006; **1/2"** = 0.010; **5/8"** = 0.016

PURGING EQUIPMENT CODES: **B** = Bailer; **BP** = Bladder Pump; **ESP** = Electric Submersible Pump; **PP** = Peristaltic Pump; **O** = Other (Specify)

SAMPLING DATA

SAMPLED BY (PRINT) / AFFILIATION: Chris Monaco or Karen LeBeau, Ideal Tech Services, Inc.	SAMPLER(S) SIGNATURE(S):	SAMPLING INITIATED AT:	SAMPLING ENDED AT:
PUMP OR TUBING DEPTH IN WELL (feet):	TUBING MATERIAL CODE: HDPE	FIELD-FILTERED: Y [N] Filtration Equipment Type:	FILTER SIZE: ____ µm
FIELD DECONTAMINATION: PUMP [Y] N	TUBING Y [N (replaced)]	DUPLICATE: Y (N)	

SAMPLE CONTAINER SPECIFICATION				SAMPLE PRESERVATION (including wet ice)			INTENDED ANALYSIS AND/OR METHOD	SAMPLING EQUIPMENT CODE	SAMPLE PUMP FLOW RATE (mL per minute)
SAMPLE ID CODE	# CONTAINERS	MATERIAL CODE	VOLUME	PRESERVATIVE USED	TOTAL VOL ADDED IN FIELD (mL)	FINAL pH			
MW-8	3	CG	40 mL	HCL	None	Not Req'd	8260 (app. 1 FL)	Stainless ESP	≈ 100
MW-8	1	PE	250 mL	HNO_3	None		Metals	Stainless ESP	≈
MW-8	1	PE	250 mL	H_2SO_4	None		Ammonia (350.1)	Stainless ESP	≈
MW-8	1	PE	250 mL	4° C	None	Not Req'd	Chloride, Nitrate, TDS	Stainless ESP	≈
MW-8	2	CG	40 mL	4° C	None	Not Req'd	8011	Stainless ESP	≈ 100

REMARKS: Not enough water to sustain flow.
ORP=

MATERIAL CODES: **AG** = Amber Glass; **CG** = Clear Glass; **HDPE** = High Density Polyethylene; **LDPE** = Low Density Polyethylene; **PP** = Polypropylene; **S** = Silicone; **T** = Teflon; **O** = Other (Specify)

SAMPLING EQUIPMENT CODES: **APP** = After (Through) Peristaltic Pump; **B** = Bailer; **BP** = Bladder Pump; **ESP** = Electric Submersible Pump; **RFPP** = Reverse Flow Peristaltic Pump; **SM** = Straw Method (Tubing Gravity Drain); **O** = Other (Specify)

NOTES: 1. The above do not constitute all of the information required by Chapter 62-160, F.A.C.
2. STABILIZATION CRITERIA FOR RANGE OF VARIATION OF LAST THREE CONSECUTIVE READINGS (SEE FS 2212, SECTION 3)
pH: ± 0.2 units **Temperature:** ± 0.2 °C **Specific Conductance:** ± 5% **Dissolved Oxygen:** all readings ≤ 20% saturation (see Table FS 2200-2); optionally, ± 0.2 mg/L or ± 10% (whichever is greater) **Turbidity:** all readings ≤ 20 NTU; optionally ± 5 NTU or ± 10% (whichever is greater)

DEP Form FD 9000-24: GROUNDWATER SAMPLING LOG

SITE NAME: Angelo's Aggregate Materials, LTD Enterprise Class III Landfill	SITE LOCATION: Pasco County, Florida	
WELL NO: **MW-8B**	WACS_WELL: **21323**	DATE: NOV 20 2017

PURGING DATA

WELL DIAMETER (inches): 2	TUBING DIAMETER (inches): .375	WELL SCREEN INTERVAL DEPTH: 42 feet to 57 feet	STATIC DEPTH TO WATER (feet): 35.93	PURGE PUMP TYPE OR BAILER: Stainless ESP

WELL VOLUME PURGE: 1 WELL VOLUME = (TOTAL WELL DEPTH – STATIC DEPTH TO WATER) X WELL CAPACITY
(only fill out if applicable)
= (57.00 feet – 35.93 feet) X .16 gallons/foot = 3.37 gallons

EQUIPMENT VOLUME PURGE: 1 EQUIPMENT VOL. = PUMP VOLUME + (TUBING CAPACITY X TUBING LENGTH) + FLOW CELL VOLUME
(only fill out if applicable)
= gallons + (gallons/foot X feet) + gallons = gallons

INITIAL PUMP OR TUBING DEPTH IN WELL (feet): 37.00	FINAL PUMP OR TUBING DEPTH IN WELL (feet): 37.00	PURGING INITIATED AT: 1344	PURGING ENDED AT: 1357	TOTAL VOLUME PURGED (gallons): 6.50

TIME	VOLUME PURGED (gallons)	CUMUL. VOLUME PURGED (gallons)	PURGE RATE (gpm)	DEPTH TO WATER (feet)	pH (standard units)	TEMP. (°C)	COND. (circle units) µmhos/cm or µS/cm	DISSOLVED OXYGEN (circle units) mg/L or % saturation	TURBIDITY (NTUs)	COLOR (describe)	ODOR (describe)
1351	3.50	3.50	.50	35.94	6.93	26.67	705	1.59	1.00	None	None
1354	1.50	5.00	.50	35.94	6.92	26.68	692	.22	.70	None	None
1357	1.50	6.50	.50	35.94	6.92	26.64	689	.19	.50	None	None

WELL CAPACITY (Gallons Per Foot): **0.75"** = 0.02; **1"** = 0.04; **1.25"** = 0.06; **2"** = 0.16; **3"** = 0.37; **4"** = 0.65; **5"** = 1.02; **6"** = 1.47; **12"** = 5.88
TUBING INSIDE DIA. CAPACITY (Gal./Ft.): **1/8"** = 0.0006; **3/16"** = 0.0014; **1/4"** = 0.0026; **5/16"** = 0.004; **3/8"** = 0.006; **1/2"** = 0.010; **5/8"** = 0.016

PURGING EQUIPMENT CODES: **B** = Bailer; **BP** = Bladder Pump; **ESP** = Electric Submersible Pump; **PP** = Peristaltic Pump; **O** = Other (Specify)

SAMPLING DATA

SAMPLED BY (PRINT) / AFFILIATION: Chris Monaco or Karen LeBeau, Ideal Tech Services, Inc.	SAMPLER(S) SIGNATURE(S):	SAMPLING INITIATED AT: 1357	SAMPLING ENDED AT: 1405
PUMP OR TUBING DEPTH IN WELL (feet): 37.00	TUBING MATERIAL CODE: HDPE	FIELD-FILTERED: Y [N] Filtration Equipment Type:	FILTER SIZE: ____ µm
FIELD DECONTAMINATION: PUMP [Y] N	TUBING Y [N (replaced)]	DUPLICATE: Y N	

SAMPLE CONTAINER SPECIFICATION				SAMPLE PRESERVATION (including wet ice)			INTENDED ANALYSIS AND/OR METHOD	SAMPLING EQUIPMENT CODE	SAMPLE PUMP FLOW RATE (mL per minute)
SAMPLE ID CODE	# CONTAINERS	MATERIAL CODE	VOLUME	PRESERVATIVE USED	TOTAL VOL ADDED IN FIELD (mL)	FINAL pH			
MW-8B	6	CG	40 mL	HCL	None	Not Req'd	8260 (app. 1 FL)	Stainless ESP	≈ 100
MW-8B	2	PE	250 mL	HNO_3	None	<2/<2	Metals	Stainless ESP	≈ 1135
MW-8B	2	PE	250 mL	H_2SO_4	None	<2/<2	Ammonia (350.1)	Stainless ESP	≈ 1135
MW-8B	2	PE	250 mL	4° C	None	Not Req'd	Chloride, Nitrate, TDS	Stainless ESP	≈ 1135
MW-8B	4	CG	40 mL	4° C	None	Not Req'd	8011	Stainless ESP	≈ 100
	(W) 11/20/17					Sample/Pump			

REMARKS: Slowed pump to sample

ORP= -29.8

MATERIAL CODES: **AG** = Amber Glass; **CG** = Clear Glass; **HDPE** = High Density Polyethylene; **LDPE** = Low Density Polyethylene; **PP** = Polypropylene; **S** = Silicone; **T** = Teflon; **O** = Other (Specify)

SAMPLING EQUIPMENT CODES: **APP** = After (Through) Peristaltic Pump; **B** = Bailer; **BP** = Bladder Pump; **ESP** = Electric Submersible Pump; **RFPP** = Reverse Flow Peristaltic Pump; **SM** = Straw Method (Tubing Gravity Drain); **O** = Other (Specify)

NOTES: 1. The above do not constitute all of the information required by Chapter 62-160, F.A.C.
2. STABILIZATION CRITERIA FOR RANGE OF VARIATION OF LAST THREE CONSECUTIVE READINGS (SEE FS 2212, SECTION 3)

pH: ± 0.2 units **Temperature:** ± 0.2 °C **Specific Conductance:** ± 5% **Dissolved Oxygen:** all readings ≤ 20% saturation (see Table FS 2200-2); optionally, ± 0.2 mg/L or ± 10% (whichever is greater) **Turbidity:** all readings ≤ 20 NTU; optionally ± 5 NTU or ± 10% (whichever is greater)

DEP Form FD 9000-24: GROUNDWATER SAMPLING LOG

SITE NAME: Angelo's Aggregate Materials, LTD Enterprise Class III Landfill	SITE LOCATION: Pasco County, Florida
WELL NO: **MW-9**	WACS_WELL: **19579**	DATE: NOV 20 2017

PURGING DATA

WELL DIAMETER (inches): 2	TUBING DIAMETER (inches): .375	WELL SCREEN INTERVAL DEPTH: 9.70 feet to 29.70 feet	STATIC DEPTH TO WATER (feet): DRY	PURGE PUMP TYPE OR BAILER: Stainless ESP

WELL VOLUME PURGE: 1 WELL VOLUME = (TOTAL WELL DEPTH – STATIC DEPTH TO WATER) X WELL CAPACITY
(only fill out if applicable)
= (29.70 feet – feet) X .16 gallons/foot = gallons

EQUIPMENT VOLUME PURGE: 1 EQUIPMENT VOL. = PUMP VOLUME + (TUBING CAPACITY X TUBING LENGTH) + FLOW CELL VOLUME
(only fill out if applicable)
= gallons + (gallons/foot X feet) + gallons = gallons

INITIAL PUMP OR TUBING DEPTH IN WELL (feet):	FINAL PUMP OR TUBING DEPTH IN WELL (feet):	PURGING INITIATED AT:	PURGING ENDED AT:	TOTAL VOLUME PURGED (gallons):

TIME	VOLUME PURGED (gallons)	CUMUL. VOLUME PURGED (gallons)	PURGE RATE (gpm)	DEPTH TO WATER (feet)	pH (standard units)	TEMP. (°C)	COND. (circle units) µmhos/cm or µS/cm	DISSOLVED OXYGEN (circle units) mg/L or % saturation	TURBIDITY (NTUs)	COLOR (describe)	ODOR (describe)

WELL CAPACITY (Gallons Per Foot): **0.75"** = 0.02; **1"** = 0.04; **1.25"** = 0.06; **2"** = 0.16; **3"** = 0.37; **4"** = 0.65; **5"** = 1.02; **6"** = 1.47; **12"** = 5.88
TUBING INSIDE DIA. CAPACITY (Gal./Ft.): **1/8"** = 0.0006; **3/16"** = 0.0014; **1/4"** = 0.0026; **5/16"** = 0.004; **3/8"** = 0.006; **1/2"** = 0.010; **5/8"** = 0.016

PURGING EQUIPMENT CODES: **B** = Bailer; **BP** = Bladder Pump; **ESP** = Electric Submersible Pump; **PP** = Peristaltic Pump; **O** = Other (Specify)

SAMPLING DATA

SAMPLED BY (PRINT) / AFFILIATION: Chris Monaco or Karen LeBeau, Ideal Tech Services, Inc.	SAMPLER(S) SIGNATURE(S):	SAMPLING INITIATED AT:	SAMPLING ENDED AT:
PUMP OR TUBING DEPTH IN WELL (feet):	TUBING MATERIAL CODE: HDPE	FIELD-FILTERED: Y [N] Filtration Equipment Type:	FILTER SIZE: ____ µm
FIELD DECONTAMINATION: PUMP [Y] N	TUBING Y [N (replaced)]	DUPLICATE: Y (N)	

SAMPLE CONTAINER SPECIFICATION				SAMPLE PRESERVATION (including wet ice)			INTENDED ANALYSIS AND/OR METHOD	SAMPLING EQUIPMENT CODE	SAMPLE PUMP FLOW RATE (mL per minute)
SAMPLE ID CODE	# CONTAINERS	MATERIAL CODE	VOLUME	PRESERVATIVE USED	TOTAL VOL ADDED IN FIELD (mL)	FINAL pH			
MW-9	3	CG	40 mL	HCL	None	Not Req'd	8260 (app. 1 FL)	Stainless ESP	≈ 100
MW-9	1	PE	250 mL	HNO_3	None		Metals	Stainless ESP	≈
MW-9	1	PE	250 mL	H_2SO_4	None		Ammonia (350.1)	Stainless ESP	≈
MW-9	1	PE	250 mL	4° C	None	Not Req'd	Chloride, Nitrate, TDS	Stainless ESP	≈
MW-9	2	CG	40 mL	4° C	None	Not Req'd	8011	Stainless ESP	≈ 100

REMARKS:

ORP=

MATERIAL CODES: **AG** = Amber Glass; **CG** = Clear Glass; **HDPE** = High Density Polyethylene; **LDPE** = Low Density Polyethylene; **PP** = Polypropylene; **S** = Silicone; **T** = Teflon; **O** = Other (Specify)

SAMPLING EQUIPMENT CODES: **APP** = After (Through) Peristaltic Pump; **B** = Bailer; **BP** = Bladder Pump; **ESP** = Electric Submersible Pump; **RFPP** = Reverse Flow Peristaltic Pump; **SM** = Straw Method (Tubing Gravity Drain); **O** = Other (Specify)

NOTES: 1. The above do not constitute all of the information required by Chapter 62-160, F.A.C.
2. STABILIZATION CRITERIA FOR RANGE OF VARIATION OF LAST THREE CONSECUTIVE READINGS (SEE FS 2212, SECTION 3)

pH: ± 0.2 units **Temperature:** ± 0.2 °C **Specific Conductance:** ± 5% **Dissolved Oxygen:** all readings ≤ 20% saturation (see Table FS 2200-2); optionally, ± 0.2 mg/L or ± 10% (whichever is greater) **Turbidity:** all readings ≤ 20 NTU; optionally ± 5 NTU or ± 10% (whichever is greater)

DEP Form FD 9000-24: GROUNDWATER SAMPLING LOG

SITE NAME: Angelo's Aggregate Materials, LTD Enterprise Class III Landfill	SITE LOCATION: Pasco County, Florida	
WELL NO: **MW-9B**	WACS_WELL: **21324**	DATE: NOV 20 2017

PURGING DATA

WELL DIAMETER (inches): 2	TUBING DIAMETER (inches): .375	WELL SCREEN INTERVAL DEPTH: 33.90 feet to 48.90 feet	STATIC DEPTH TO WATER (feet): 37.01	PURGE PUMP TYPE OR BAILER: Stainless ESP

WELL VOLUME PURGE: 1 WELL VOLUME = (TOTAL WELL DEPTH – STATIC DEPTH TO WATER) X WELL CAPACITY
(only fill out if applicable)
= (48.90 feet – 37.01 feet) X .16 gallons/foot = 1.90 gallons

EQUIPMENT VOLUME PURGE: 1 EQUIPMENT VOL. = PUMP VOLUME + (TUBING CAPACITY X TUBING LENGTH) + FLOW CELL VOLUME
(only fill out if applicable)
= gallons + (gallons/foot X feet) + gallons = gallons

INITIAL PUMP OR TUBING DEPTH IN WELL (feet): 38.00	FINAL PUMP OR TUBING DEPTH IN WELL (feet): 38.00	PURGING INITIATED AT: 1320	PURGING ENDED AT: 1332	TOTAL VOLUME PURGED (gallons): 4.80

TIME	VOLUME PURGED (gallons)	CUMUL. VOLUME PURGED (gallons)	PURGE RATE (gpm)	DEPTH TO WATER (feet)	pH (standard units)	TEMP. (°C)	COND. (circle units) µmhos/cm or µS/cm	DISSOLVED OXYGEN (circle units) mg/L or % saturation	TURBIDITY (NTUs)	COLOR (describe)	ODOR (describe)
1326	2.40	2.40	.40	37.15	7.06	26.64	597	.92	2.00	None	None
1329	1.20	3.60	.40	37.15	7.06	26.57	590	1.00	1.30	None	None
1332	1.20	4.80	.40	37.15	7.07	26.57	583	1.30	1.00	None	None

WELL CAPACITY (Gallons Per Foot): **0.75"** = 0.02; **1"** = 0.04; **1.25"** = 0.06; **2"** = 0.16; **3"** = 0.37; **4"** = 0.65; **5"** = 1.02; **6"** = 1.47; **12"** = 5.88
TUBING INSIDE DIA. CAPACITY (Gal./Ft.): **1/8"** = 0.0006; **3/16"** = 0.0014; **1/4"** = 0.0026; **5/16"** = 0.004; **3/8"** = 0.006; **1/2"** = 0.010; **5/8"** = 0.016

PURGING EQUIPMENT CODES: **B** = Bailer; **BP** = Bladder Pump; **ESP** = Electric Submersible Pump; **PP** = Peristaltic Pump; **O** = Other (Specify)

SAMPLING DATA

SAMPLED BY (PRINT) / AFFILIATION: Chris Monaco or Karen LeBeau, Ideal Tech Services, Inc.	SAMPLER(S) SIGNATURE(S):	SAMPLING INITIATED AT: 1332	SAMPLING ENDED AT: 1337
PUMP OR TUBING DEPTH IN WELL (feet): 38.00	TUBING MATERIAL CODE: HDPE	FIELD-FILTERED: Y [N] Filtration Equipment Type:	FILTER SIZE: ____ µm

FIELD DECONTAMINATION: PUMP [Y] N TUBING Y [N (replaced)] DUPLICATE: Y (N)

SAMPLE CONTAINER SPECIFICATION				SAMPLE PRESERVATION (including wet ice)			INTENDED ANALYSIS AND/OR METHOD	SAMPLING EQUIPMENT CODE	SAMPLE PUMP FLOW RATE (mL per minute)
SAMPLE ID CODE	# CONTAINERS	MATERIAL CODE	VOLUME	PRESERVATIVE USED	TOTAL VOL ADDED IN FIELD (mL)	FINAL pH			
MW-9B	3	CG	40 mL	HCL	None	Not Req'd	8260 (app. 1 FL)	Stainless ESP	≈ 100
MW-9B	1	PE	250 mL	HNO_3	None	<2	Metals	Stainless ESP	≈ 1135
MW-9B	1	PE	250 mL	H_2SO_4	None	<2	Ammonia (350.1)	Stainless ESP	≈ 1135
MW-9B	1	PE	250 mL	4° C	None	Not Req'd	Chloride, Nitrate, TDS	Stainless ESP	≈ 1135
MW-9B	2	CG	40 mL	4° C	None	Not Req'd	8011	Stainless ESP	≈ 100

REMARKS: slowed pump to sample
ORP= +160.9

MATERIAL CODES: **AG** = Amber Glass; **CG** = Clear Glass; **HDPE** = High Density Polyethylene; **LDPE** = Low Density Polyethylene; **PP** = Polypropylene; **S** = Silicone; **T** = Teflon; **O** = Other (Specify)

SAMPLING EQUIPMENT CODES: **APP** = After (Through) Peristaltic Pump; **B** = Bailer; **BP** = Bladder Pump; **ESP** = Electric Submersible Pump; **RFPP** = Reverse Flow Peristaltic Pump; **SM** = Straw Method (Tubing Gravity Drain); **O** = Other (Specify)

NOTES: 1. The above do not constitute all of the information required by Chapter 62-160, F.A.C.
2. STABILIZATION CRITERIA FOR RANGE OF VARIATION OF LAST THREE CONSECUTIVE READINGS (SEE FS 2212, SECTION 3)
pH: ± 0.2 units **Temperature:** ± 0.2 °C **Specific Conductance:** ± 5% **Dissolved Oxygen:** all readings ≤ 20% saturation (see Table FS 2200-2); optionally, ± 0.2 mg/L or ± 10% (whichever is greater) **Turbidity:** all readings ≤ 20 NTU; optionally ± 5 NTU or ± 10% (whichever is greater)

DEP Form FD 9000-24: GROUNDWATER SAMPLING LOG

SITE NAME: Angelo's Aggregate Materials, LTD Enterprise Class III Landfill	SITE LOCATION: Pasco County, Florida

WELL NO: **MW-10**	WACS_WELL: **19580**	DATE: NOV 20 2017

PURGING DATA

WELL DIAMETER (inches): 2	TUBING DIAMETER (inches): .375	WELL SCREEN INTERVAL DEPTH: 17.65 feet to 37.65 feet	STATIC DEPTH TO WATER (feet): 37.25	PURGE PUMP TYPE OR BAILER: Stainless ESP

WELL VOLUME PURGE: 1 WELL VOLUME = (TOTAL WELL DEPTH – STATIC DEPTH TO WATER) X WELL CAPACITY
(only fill out if applicable)
= (37.65 feet – feet) X .16 gallons/foot = gallons

EQUIPMENT VOLUME PURGE: 1 EQUIPMENT VOL. = PUMP VOLUME + (TUBING CAPACITY X TUBING LENGTH) + FLOW CELL VOLUME
(only fill out if applicable)
= gallons + (gallons/foot X feet) + gallons = gallons

INITIAL PUMP OR TUBING DEPTH IN WELL (feet):	FINAL PUMP OR TUBING DEPTH IN WELL (feet):	PURGING INITIATED AT:	PURGING ENDED AT:	TOTAL VOLUME PURGED (gallons):

TIME	VOLUME PURGED (gallons)	CUMUL. VOLUME PURGED (gallons)	PURGE RATE (gpm)	DEPTH TO WATER (feet)	pH (standard units)	TEMP. (°C)	COND. (circle units) µmhos/cm or µS/cm	DISSOLVED OXYGEN (circle units) mg/L or % saturation	TURBIDITY (NTUs)	COLOR (describe)	ODOR (describe)

WELL CAPACITY (Gallons Per Foot): **0.75"** = 0.02; **1"** = 0.04; **1.25"** = 0.06; **2"** = 0.16; **3"** = 0.37; **4"** = 0.65; **5"** = 1.02; **6"** = 1.47; **12"** = 5.88
TUBING INSIDE DIA. CAPACITY (Gal./Ft.): **1/8"** = 0.0006; **3/16"** = 0.0014; **1/4"** = 0.0026; **5/16"** = 0.004; **3/8"** = 0.006; **1/2"** = 0.010; **5/8"** = 0.016

PURGING EQUIPMENT CODES: **B** = Bailer; **BP** = Bladder Pump; **ESP** = Electric Submersible Pump; **PP** = Peristaltic Pump; **O** = Other (Specify)

SAMPLING DATA

SAMPLED BY (PRINT) / AFFILIATION: Chris Monaco or Karen LeBeau, Ideal Tech Services, Inc.	SAMPLER(S) SIGNATURE(S):	SAMPLING INITIATED AT: —	SAMPLING ENDED AT: —
PUMP OR TUBING DEPTH IN WELL (feet):	TUBING MATERIAL CODE: HDPE	FIELD-FILTERED: Y [N] Filtration Equipment Type:	FILTER SIZE: ____ µm
FIELD DECONTAMINATION: PUMP [Y] N	TUBING Y [N (replaced)]	DUPLICATE: Y (N)	

SAMPLE CONTAINER SPECIFICATION				SAMPLE PRESERVATION (including wet ice)			INTENDED ANALYSIS AND/OR METHOD	SAMPLING EQUIPMENT CODE	SAMPLE PUMP FLOW RATE (mL per minute)
SAMPLE ID CODE	# CONTAINERS	MATERIAL CODE	VOLUME	PRESERVATIVE USED	TOTAL VOL ADDED IN FIELD (mL)	FINAL pH			
MW-10	3	CG	40 mL	HCL	None	Not Req'd	8260 (app. 1 FL)	Stainless ESP	≈ 100
MW-10	1	PE	250 mL	HNO_3	None		Metals	Stainless ESP	≈
MW-10	1	PE	250 mL	H_2SO_4	None		Ammonia (350.1)	Stainless ESP	≈
MW-10	1	PE	250 mL	4° C	None	Not Req'd	Chloride, Nitrate, TDS	Stainless ESP	≈
MW-10	2	CG	40 mL	4° C	None	Not Req'd	8011	Stainless ESP	≈ 100

REMARKS: Not enough water to sustain flow.

ORP=

MATERIAL CODES: **AG** = Amber Glass; **CG** = Clear Glass; **HDPE** = High Density Polyethylene; **LDPE** = Low Density Polyethylene; **PP** = Polypropylene; **S** = Silicone; **T** = Teflon; **O** = Other (Specify)

SAMPLING EQUIPMENT CODES: **APP** = After (Through) Peristaltic Pump; **B** = Bailer; **BP** = Bladder Pump; **ESP** = Electric Submersible Pump; **RFPP** = Reverse Flow Peristaltic Pump; **SM** = Straw Method (Tubing Gravity Drain); **O** = Other (Specify)

NOTES: 1. The above do not constitute all of the information required by Chapter 62-160, F.A.C.
2. STABILIZATION CRITERIA FOR RANGE OF VARIATION OF LAST THREE CONSECUTIVE READINGS (SEE FS 2212, SECTION 3)

pH: ± 0.2 units **Temperature:** ± 0.2 °C **Specific Conductance:** ± 5% **Dissolved Oxygen:** all readings ≤ 20% saturation (see Table FS 2200-2); optionally, ± 0.2 mg/L or ± 10% (whichever is greater) **Turbidity:** all readings ≤ 20 NTU; optionally ± 5 NTU or ± 10% (whichever is greater)

DEP Form FD 9000-24: GROUNDWATER SAMPLING LOG

SITE NAME: Angelo's Aggregate Materials, LTD Enterprise Class III Landfill	SITE LOCATION: Pasco County, Florida
WELL NO: **MW-10B**	WACS_WELL: **21325**	DATE: NOV 20 2017

PURGING DATA

WELL DIAMETER (inches): 2	TUBING DIAMETER (inches): .375	WELL SCREEN INTERVAL DEPTH: UNK feet to UNK feet	STATIC DEPTH TO WATER (feet): 37.26	PURGE PUMP TYPE OR BAILER: Stainless ESP

WELL VOLUME PURGE: 1 WELL VOLUME = (TOTAL WELL DEPTH – STATIC DEPTH TO WATER) X WELL CAPACITY
(only fill out if applicable)
= (61.90 feet – 37.26 feet) X .16 gallons/foot = 3.94 gallons

EQUIPMENT VOLUME PURGE: 1 EQUIPMENT VOL. = PUMP VOLUME + (TUBING CAPACITY X TUBING LENGTH) + FLOW CELL VOLUME
(only fill out if applicable)
= gallons + (gallons/foot X feet) + gallons = gallons

INITIAL PUMP OR TUBING DEPTH IN WELL (feet): 38.00	FINAL PUMP OR TUBING DEPTH IN WELL (feet): 38.50	PURGING INITIATED AT: 1254	PURGING ENDED AT: 1305	TOTAL VOLUME PURGED (gallons): 11.00

TIME	VOLUME PURGED (gallons)	CUMUL. VOLUME PURGED (gallons)	PURGE RATE (gpm)	DEPTH TO WATER (feet)	pH (standard units)	TEMP. (°C)	COND. (circle units) µmhos/cm or µS/cm	DISSOLVED OXYGEN (circle units) mg/L or % saturation	TURBIDITY (NTUs)	COLOR (describe)	ODOR (describe)
1259	5.00	5.00	1.00	37.40	6.63	25.84	347	.47	1.00	None	None
1302	3.00	8.00	1.00	37.40	6.67	25.78	353	.70	.70	None	None
1305	3.00	11.00	1.00	37.40	6.80	25.77	357	.99	.40	None	None

WELL CAPACITY (Gallons Per Foot): **0.75"** = 0.02; **1"** = 0.04; **1.25"** = 0.06; **2"** = 0.16; **3"** = 0.37; **4"** = 0.65; **5"** = 1.02; **6"** = 1.47; **12"** = 5.88
TUBING INSIDE DIA. CAPACITY (Gal./Ft.): **1/8"** = 0.0006; **3/16"** = 0.0014; **1/4"** = 0.0026; **5/16"** = 0.004; **3/8"** = 0.006; **1/2"** = 0.010; **5/8"** = 0.016

PURGING EQUIPMENT CODES: **B** = Bailer; **BP** = Bladder Pump; **ESP** = Electric Submersible Pump; **PP** = Peristaltic Pump; **O** = Other (Specify)

SAMPLING DATA

SAMPLED BY (PRINT) / AFFILIATION: Chris Monaco or Karen LeBeau, Ideal Tech Services, Inc.	SAMPLER(S) SIGNATURE(S):	SAMPLING INITIATED AT: 1305	SAMPLING ENDED AT: 1309
PUMP OR TUBING DEPTH IN WELL (feet): 38.50	TUBING MATERIAL CODE: HDPE	FIELD-FILTERED: Y [N] Filtration Equipment Type:	FILTER SIZE: ____ µm
FIELD DECONTAMINATION: PUMP [Y] N	TUBING Y [N (replaced)]	DUPLICATE: Y (N)	

SAMPLE CONTAINER SPECIFICATION				SAMPLE PRESERVATION (including wet ice)			INTENDED ANALYSIS AND/OR METHOD	SAMPLING EQUIPMENT CODE	SAMPLE PUMP FLOW RATE (mL per minute)
SAMPLE ID CODE	# CONTAINERS	MATERIAL CODE	VOLUME	PRESERVATIVE USED	TOTAL VOL ADDED IN FIELD (mL)	FINAL pH			
MW-10B	3	CG	40 mL	HCL	None	Not Req'd	8260 (app. 1 FL)	Stainless ESP	≈ 100
MW-10B	1	PE	250 mL	HNO_3	None	<2	Metals	Stainless ESP	≈ 1135
MW-10B	1	PE	250 mL	H_2SO_4	None	<2	Ammonia (350.1)	Stainless ESP	≈ 1135
MW-10B	1	PE	250 mL	4° C	None	Not Req'd	Chloride, Nitrate, TDS	Stainless ESP	≈ 1135
MW-10B	2	CG	40 mL	4° C	None	Not Req'd	8011	Stainless ESP	≈ 100

REMARKS:
ORP= +217

MATERIAL CODES: **AG** = Amber Glass; **CG** = Clear Glass; **HDPE** = High Density Polyethylene; **LDPE** = Low Density Polyethylene; **PP** = Polypropylene; **S** = Silicone; **T** = Teflon; **O** = Other (Specify)

SAMPLING EQUIPMENT CODES: **APP** = After (Through) Peristaltic Pump; **B** = Bailer; **BP** = Bladder Pump; **ESP** = Electric Submersible Pump; **RFPP** = Reverse Flow Peristaltic Pump; **SM** = Straw Method (Tubing Gravity Drain); **O** = Other (Specify)

NOTES: 1. The above do not constitute all of the information required by Chapter 62-160, F.A.C.
2. STABILIZATION CRITERIA FOR RANGE OF VARIATION OF LAST THREE CONSECUTIVE READINGS (SEE FS 2212, SECTION 3)
pH: ± 0.2 units **Temperature:** ± 0.2 °C **Specific Conductance:** ± 5% **Dissolved Oxygen:** all readings ≤ 20% saturation (see Table FS 2200-2); optionally, ± 0.2 mg/L or ± 10% (whichever is greater) **Turbidity:** all readings ≤ 20 NTU; optionally ± 5 NTU or ± 10% (whichever is greater)

DEP Form FD 9000-24: GROUNDWATER SAMPLING LOG

SITE NAME: Angelo's Aggregate Materials, LTD Enterprise Class III Landfill	SITE LOCATION: Pasco County, Florida	
WELL NO: **MW-17B**	WACS_WELL:	DATE: NOV 2 1 2017

PURGING DATA

WELL DIAMETER (inches): 2	TUBING DIAMETER (inches): .375	WELL SCREEN INTERVAL DEPTH: 60.60 feet to 80.60 feet	STATIC DEPTH TO WATER (feet): 14.57	PURGE PUMP TYPE OR BAILER: Stainless ESP

WELL VOLUME PURGE: 1 WELL VOLUME = (TOTAL WELL DEPTH – STATIC DEPTH TO WATER) X WELL CAPACITY
(only fill out if applicable)
= (80.60 feet – 14.57 feet) X .16 gallons/foot = 10.56 gallons

EQUIPMENT VOLUME PURGE: 1 EQUIPMENT VOL. = PUMP VOLUME + (TUBING CAPACITY X TUBING LENGTH) + FLOW CELL VOLUME
(only fill out if applicable)
= gallons + (gallons/foot X feet) + gallons = gallons

INITIAL PUMP OR TUBING DEPTH IN WELL (feet): 15.50	FINAL PUMP OR TUBING DEPTH IN WELL (feet): 15.50	PURGING INITIATED AT: 0947	PURGING ENDED AT: 1002	TOTAL VOLUME PURGED (gallons): 18.75

TIME	VOLUME PURGED (gallons)	CUMUL. VOLUME PURGED (gallons)	PURGE RATE (gpm)	DEPTH TO WATER (feet)	pH (standard units)	TEMP. (°C)	COND. (circle units) µmhos/cm or µS/cm	DISSOLVED OXYGEN (circle units) mg/L or % saturation	TURBIDITY (NTUs)	COLOR (describe)	ODOR (describe)
0956	11.25	11.25	1.25	14.80	6.86	23.59	509	4.03	1.90	None	None
0959	3.75	15.00	1.25	14.80	6.91	23.59	507	4.08	2.70	None	None
1002	3.75	18.75	1.25	14.80	6.99	23.59	496	4.05	2.50	None	None

WELL CAPACITY (Gallons Per Foot): **0.75"** = 0.02; **1"** = 0.04; **1.25"** = 0.06; **2"** = 0.16; **3"** = 0.37; **4"** = 0.65; **5"** = 1.02; **6"** = 1.47; **12"** = 5.88
TUBING INSIDE DIA. CAPACITY (Gal./Ft.): **1/8"** = 0.0006; **3/16"** = 0.0014; **1/4"** = 0.0026; **5/16"** = 0.004; **3/8"** = 0.006; **1/2"** = 0.010; **5/8"** = 0.016

PURGING EQUIPMENT CODES: **B** = Bailer; **BP** = Bladder Pump; **ESP** = Electric Submersible Pump; **PP** = Peristaltic Pump; **O** = Other (Specify)

SAMPLING DATA

SAMPLED BY (PRINT) / AFFILIATION: Chris Monaco or Karen LeBeau, Ideal Tech Services, Inc.	SAMPLER(S) SIGNATURE(S):	SAMPLING INITIATED AT: 1002	SAMPLING ENDED AT: 1006
PUMP OR TUBING DEPTH IN WELL (feet): 15.50	TUBING MATERIAL CODE: HDPE	FIELD-FILTERED: Y [N] Filtration Equipment Type:	FILTER SIZE: ____ µm
FIELD DECONTAMINATION: PUMP [Y] N	TUBING Y [N (replaced)]	DUPLICATE: Y (N)	

SAMPLE CONTAINER SPECIFICATION				SAMPLE PRESERVATION (including wet ice)			INTENDED ANALYSIS AND/OR METHOD	SAMPLING EQUIPMENT CODE	SAMPLE PUMP FLOW RATE (mL per minute)
SAMPLE ID CODE	# CONTAINERS	MATERIAL CODE	VOLUME	PRESERVATIVE USED	TOTAL VOL ADDED IN FIELD (mL)	FINAL pH			
MW-17B	3	CG	40 mL	HCL	None	Not Req'd	8260 (app. 1 FL)	Stainless ESP	≈ 100
MW-17B	1	PE	250 mL	HNO_3	None	<2	Metals	Stainless ESP	≈ 1135
MW-17B	1	PE	250 mL	H_2SO_4	None	<2	Ammonia (350.1)	Stainless ESP	≈ 1135
MW-17B	1	PE	250 mL	4° C	None	Not Req'd	Chloride, Nitrate, TDS	Stainless ESP	≈ 1135
MW-17B	2	CG	40 mL	4° C	None	Not Req'd	8011	Stainless ESP	≈ 100

REMARKS:
ORP= +237.7

MATERIAL CODES: **AG** = Amber Glass; **CG** = Clear Glass; **HDPE** = High Density Polyethylene; **LDPE** = Low Density Polyethylene; **PP** = Polypropylene; **S** = Silicone; **T** = Teflon; **O** = Other (Specify)

SAMPLING EQUIPMENT CODES: **APP** = After (Through) Peristaltic Pump; **B** = Bailer; **BP** = Bladder Pump; **ESP** = Electric Submersible Pump; **RFPP** = Reverse Flow Peristaltic Pump; **SM** = Straw Method (Tubing Gravity Drain); **O** = Other (Specify)

NOTES: 1. The above do not constitute all of the information required by Chapter 62-160, F.A.C.
2. STABILIZATION CRITERIA FOR RANGE OF VARIATION OF LAST THREE CONSECUTIVE READINGS (SEE FS 2212, SECTION 3)
pH: ± 0.2 units **Temperature:** ± 0.2 °C **Specific Conductance:** ± 5% **Dissolved Oxygen:** all readings ≤ 20% saturation (see Table FS 2200-2); optionally, ± 0.2 mg/L or ± 10% (whichever is greater) **Turbidity:** all readings ≤ 20 NTU; optionally ± 5 NTU or ± 10% (whichever is greater)

DEP Form FD 9000-24: GROUNDWATER SAMPLING LOG

SITE NAME: Angelo's Aggregate Materials, LTD Enterprise Class III Landfill	SITE LOCATION: Pasco County, Florida
WELL NO: **MW-18B** WACS_WELL:	DATE: NOV 21 2017

PURGING DATA

WELL DIAMETER (inches): 2	TUBING DIAMETER (inches): .375	WELL SCREEN INTERVAL DEPTH: 83.50 feet to 103.50 feet	STATIC DEPTH TO WATER (feet): 80.34	PURGE PUMP TYPE OR BAILER: Stainless ESP

WELL VOLUME PURGE: 1 WELL VOLUME = (TOTAL WELL DEPTH – STATIC DEPTH TO WATER) X WELL CAPACITY
(only fill out if applicable)
= (108.48 feet – 80.34 feet) X .16 gallons/foot = 4.50 gallons

EQUIPMENT VOLUME PURGE: 1 EQUIPMENT VOL. = PUMP VOLUME + (TUBING CAPACITY X TUBING LENGTH) + FLOW CELL VOLUME
(only fill out if applicable)
= gallons + (gallons/foot X feet) + gallons = gallons

INITIAL PUMP OR TUBING DEPTH IN WELL (feet): 81.50	FINAL PUMP OR TUBING DEPTH IN WELL (feet): 81.50	PURGING INITIATED AT: 1432	PURGING ENDED AT: 1456	TOTAL VOLUME PURGED (gallons): 8.40

TIME	VOLUME PURGED (gallons)	CUMUL. VOLUME PURGED (gallons)	PURGE RATE (gpm)	DEPTH TO WATER (feet)	pH (standard units)	TEMP. (°C)	COND. (circle units) µmhos/cm or µS/cm	DISSOLVED OXYGEN (circle units) mg/L or % saturation	TURBIDITY (NTUs)	COLOR (describe)	ODOR (describe)
1448	5.60	5.60	.35	80.37	7.16	25.17	529	2.91	13.00	None	None
1452	1.40	7.00	.35	80.38	7.18	25.16	532	2.85	8.10	None	None
1456	1.40	8.40	.35	80.38	7.19	25.14	533	2.83	4.50	None	None

WELL CAPACITY (Gallons Per Foot): **0.75"** = 0.02; **1"** = 0.04; **1.25"** = 0.06; **2"** = 0.16; **3"** = 0.37; **4"** = 0.65; **5"** = 1.02; **6"** = 1.47; **12"** = 5.88
TUBING INSIDE DIA. CAPACITY (Gal./Ft.): **1/8"** = 0.0006; **3/16"** = 0.0014; **1/4"** = 0.0026; **5/16"** = 0.004; **3/8"** = 0.006; **1/2"** = 0.010; **5/8"** = 0.016

PURGING EQUIPMENT CODES: **B** = Bailer; **BP** = Bladder Pump; **ESP** = Electric Submersible Pump; **PP** = Peristaltic Pump; **O** = Other (Specify)

SAMPLING DATA

SAMPLED BY (PRINT) / AFFILIATION: Chris Monaco or Karen LeBeau, Ideal Tech Services, Inc.	SAMPLER(S) SIGNATURE(S):	SAMPLING INITIATED AT: 1456	SAMPLING ENDED AT: 1500
PUMP OR TUBING DEPTH IN WELL (feet): 81.50	TUBING MATERIAL CODE: HDPE	FIELD-FILTERED: Y [N] Filtration Equipment Type:	FILTER SIZE: ____ µm
FIELD DECONTAMINATION: PUMP [Y] N	TUBING Y [N (replaced)]	DUPLICATE: Y (N)	

SAMPLE CONTAINER SPECIFICATION				SAMPLE PRESERVATION (including wet ice)			INTENDED ANALYSIS AND/OR METHOD	SAMPLING EQUIPMENT CODE	SAMPLE PUMP FLOW RATE (mL per minute)
SAMPLE ID CODE	# CONTAINERS	MATERIAL CODE	VOLUME	PRESERVATIVE USED	TOTAL VOL ADDED IN FIELD (mL)	FINAL pH			
MW-18B	3	CG	40 mL	HCL	None	Not Req'd	8260 (app. 1 FL)	Stainless ESP	≈ 100
MW-18B	1	PE	250 mL	HNO_3	None	<2	Metals	Stainless ESP	≈ 1325
MW-18B	1	PE	250 mL	H_2SO_4	None	<2	Ammonia (350.1)	Stainless ESP	≈ 1325
MW-18B	1	PE	250 mL	4° C	None	Not Req'd	Chloride, Nitrate, TDS	Stainless ESP	≈ 1325
MW-18B	2	CG	40 mL	4° C	None	Not Req'd	8011	Stainless ESP	≈ 100

REMARKS:

ORP= +128.4

MATERIAL CODES: **AG** = Amber Glass; **CG** = Clear Glass; **HDPE** = High Density Polyethylene; **LDPE** = Low Density Polyethylene; **PP** = Polypropylene; **S** = Silicone; **T** = Teflon; **O** = Other (Specify)

SAMPLING EQUIPMENT CODES: **APP** = After (Through) Peristaltic Pump; **B** = Bailer; **BP** = Bladder Pump; **ESP** = Electric Submersible Pump; **RFPP** = Reverse Flow Peristaltic Pump; **SM** = Straw Method (Tubing Gravity Drain); **O** = Other (Specify)

NOTES: 1. The above do not constitute all of the information required by Chapter 62-160, F.A.C.
2. STABILIZATION CRITERIA FOR RANGE OF VARIATION OF LAST THREE CONSECUTIVE READINGS (SEE FS 2212, SECTION 3)
pH: ± 0.2 units **Temperature:** ± 0.2 °C **Specific Conductance:** ± 5% **Dissolved Oxygen:** all readings ≤ 20% saturation (see Table FS 2200-2); optionally, ± 0.2 mg/L or ± 10% (whichever is greater) **Turbidity:** all readings ≤ 20 NTU; optionally ± 5 NTU or ± 10% (whichever is greater)

DEP Form FD 9000-24: GROUNDWATER SAMPLING LOG

SITE NAME: Angelo's Aggregate Materials, LTD Enterprise Class III Landfill	SITE LOCATION: Pasco County, Florida
WELL NO: **MW-19A**	WACS_WELL:
DATE: NOV 21 2017	

PURGING DATA

WELL DIAMETER (inches): 2	TUBING DIAMETER (inches): .375	WELL SCREEN INTERVAL DEPTH: 74 feet to 94 feet	STATIC DEPTH TO WATER (feet): 57.66	PURGE PUMP TYPE OR BAILER: Stainless ESP

WELL VOLUME PURGE: 1 WELL VOLUME = (TOTAL WELL DEPTH – STATIC DEPTH TO WATER) X WELL CAPACITY
(only fill out if applicable)
= (99.03 feet – 57.66 feet) X .16 gallons/foot = 6.62 gallons

EQUIPMENT VOLUME PURGE: 1 EQUIPMENT VOL. = PUMP VOLUME + (TUBING CAPACITY X TUBING LENGTH) + FLOW CELL VOLUME
(only fill out if applicable)
= gallons + (gallons/foot X feet) + gallons = gallons

INITIAL PUMP OR TUBING DEPTH IN WELL (feet): 58.50	FINAL PUMP OR TUBING DEPTH IN WELL (feet): 59.00	PURGING INITIATED AT: 0850	PURGING ENDED AT: 0912	TOTAL VOLUME PURGED (gallons): 11.00

TIME	VOLUME PURGED (gallons)	CUMUL. VOLUME PURGED (gallons)	PURGE RATE (gpm)	DEPTH TO WATER (feet)	pH (standard units)	TEMP. (°C)	COND. (circle units) µmhos/cm or µS/cm	DISSOLVED OXYGEN (circle units) mg/L or % saturation	TURBIDITY (NTUs)	COLOR (describe)	ODOR (describe)
0904	7.00	7.00	.50	58.07	5.48	24.60	506	3.76	20.00	None	None
0908	2.00	9.00	.50	58.07	5.40	24.67	509	3.80	19.70	None	None
0912	2.00	11.00	.50	58.07	5.38	24.73	510	3.70	14.90	None	None

WELL CAPACITY (Gallons Per Foot): **0.75"** = 0.02; **1"** = 0.04; **1.25"** = 0.06; **2"** = 0.16; **3"** = 0.37; **4"** = 0.65; **5"** = 1.02; **6"** = 1.47; **12"** = 5.88
TUBING INSIDE DIA. CAPACITY (Gal./Ft.): **1/8"** = 0.0006; **3/16"** = 0.0014; **1/4"** = 0.0026; **5/16"** = 0.004; **3/8"** = 0.006; **1/2"** = 0.010; **5/8"** = 0.016

PURGING EQUIPMENT CODES: **B** = Bailer; **BP** = Bladder Pump; **ESP** = Electric Submersible Pump; **PP** = Peristaltic Pump; **O** = Other (Specify)

SAMPLING DATA

SAMPLED BY (PRINT) / AFFILIATION: Chris Monaco or Karen LeBeau, Ideal Tech Services, Inc.	SAMPLER(S) SIGNATURE(S):	SAMPLING INITIATED AT: 0912	SAMPLING ENDED AT: 0916
PUMP OR TUBING DEPTH IN WELL (feet): 59.00	TUBING MATERIAL CODE: HDPE	FIELD-FILTERED: Y [N] Filtration Equipment Type:	FILTER SIZE: ____ µm
FIELD DECONTAMINATION: PUMP [Y] N	TUBING Y [N (replaced)]	DUPLICATE: Y (N)	

SAMPLE CONTAINER SPECIFICATION				SAMPLE PRESERVATION (including wet ice)			INTENDED ANALYSIS AND/OR METHOD	SAMPLING EQUIPMENT CODE	SAMPLE PUMP FLOW RATE (mL per minute)
SAMPLE ID CODE	# CONTAINERS	MATERIAL CODE	VOLUME	PRESERVATIVE USED	TOTAL VOL ADDED IN FIELD (mL)	FINAL pH			
MW-19A	3	CG	40 mL	HCL	None	Not Req'd	8260 (app. 1 FL)	Stainless ESP	≈ 100
MW-19A	1	PE	250 mL	HNO_3	None	<2	Metals	Stainless ESP	≈ 1135
MW-19A	1	PE	250 mL	H_2SO_4	None	<2	Ammonia (350.1)	Stainless ESP	≈ 1135
MW-19A	1	PE	250 mL	4° C	None	Not Req'd	Chloride, Nitrate, TDS	Stainless ESP	≈ 1135
MW-19A	2	CG	40 mL	4° C	None	Not Req'd	8011	Stainless ESP	≈ 100

REMARKS: Slowed pump to Sample
ORP= +257.9
Ntu@metals = 9.00

MATERIAL CODES: **AG** = Amber Glass; **CG** = Clear Glass; **HDPE** = High Density Polyethylene; **LDPE** = Low Density Polyethylene; **PP** = Polypropylene; **S** = Silicone; **T** = Teflon; **O** = Other (Specify)

SAMPLING EQUIPMENT CODES: **APP** = After (Through) Peristaltic Pump; **B** = Bailer; **BP** = Bladder Pump; **ESP** = Electric Submersible Pump; **RFPP** = Reverse Flow Peristaltic Pump; **SM** = Straw Method (Tubing Gravity Drain); **O** = Other (Specify)

NOTES: 1. The above do not constitute all of the information required by Chapter 62-160, F.A.C.
2. STABILIZATION CRITERIA FOR RANGE OF VARIATION OF LAST THREE CONSECUTIVE READINGS (SEE FS 2212, SECTION 3)
pH: ± 0.2 units **Temperature:** ± 0.2 °C **Specific Conductance:** ± 5% **Dissolved Oxygen:** all readings ≤ 20% saturation (see Table FS 2200-2); optionally, ± 0.2 mg/L or ± 10% (whichever is greater) **Turbidity:** all readings ≤ 20 NTU; optionally ± 5 NTU or ± 10% (whichever is greater)

DEP Form FD 9000-24: GROUNDWATER SAMPLING LOG

SITE NAME: Angelo's Aggregate Materials, LTD Enterprise Class III Landfill	SITE LOCATION: Pasco County, Florida	
WELL NO: **MW-20B**	WACS_WELL:	DATE: NOV 20 2017

PURGING DATA

WELL DIAMETER (inches): 2	TUBING DIAMETER (inches): .375	WELL SCREEN INTERVAL DEPTH: 52.84 feet to 72.84 feet	STATIC DEPTH TO WATER (feet): 54.58	PURGE PUMP TYPE OR BAILER: Stainless ESP

WELL VOLUME PURGE: 1 WELL VOLUME = (TOTAL WELL DEPTH – STATIC DEPTH TO WATER) X WELL CAPACITY
(only fill out if applicable)
= (72.84 feet – 54.58 feet) X .16 gallons/foot = 2.92 gallons

EQUIPMENT VOLUME PURGE: 1 EQUIPMENT VOL. = PUMP VOLUME + (TUBING CAPACITY X TUBING LENGTH) + FLOW CELL VOLUME
(only fill out if applicable)
= gallons + (gallons/foot X feet) + gallons = gallons

INITIAL PUMP OR TUBING DEPTH IN WELL (feet): 55.50	FINAL PUMP OR TUBING DEPTH IN WELL (feet): 55.50	PURGING INITIATED AT: 1543	PURGING ENDED AT: 1637	TOTAL VOLUME PURGED (gallons): 1890

TIME	VOLUME PURGED (gallons)	CUMUL. VOLUME PURGED (gallons)	PURGE RATE (gpm)	DEPTH TO WATER (feet)	pH (standard units)	TEMP. (°C)	COND. (circle units) µmhos/cm or µS/cm	DISSOLVED OXYGEN (circle units) mg/L or % saturation	TURBIDITY (NTUs)	COLOR (describe)	ODOR (describe)
1631	16.80	16.80	.35	54.68	7.70	24.64	293	5.95	19.00	None	None
1634	1.05	17.85	.35	54.68	7.71	24.63	293	5.93	15.50	None	None
1637	1.05	18.90	.35	54.68	7.72	24.62	294	5.96	13.70	None	None

WELL CAPACITY (Gallons Per Foot): **0.75"** = 0.02; **1"** = 0.04; **1.25"** = 0.06; **2"** = 0.16; **3"** = 0.37; **4"** = 0.65; **5"** = 1.02; **6"** = 1.47; **12"** = 5.88
TUBING INSIDE DIA. CAPACITY (Gal./Ft.): **1/8"** = 0.0006; **3/16"** = 0.0014; **1/4"** = 0.0026; **5/16"** = 0.004; **3/8"** = 0.006; **1/2"** = 0.010; **5/8"** = 0.016

PURGING EQUIPMENT CODES: **B** = Bailer; **BP** = Bladder Pump; **ESP** = Electric Submersible Pump; **PP** = Peristaltic Pump; **O** = Other (Specify)

SAMPLING DATA

SAMPLED BY (PRINT) / AFFILIATION: Chris Monaco or Karen LeBeau, Ideal Tech Services, Inc.	SAMPLER(S) SIGNATURE(S):	SAMPLING INITIATED AT: 1637	SAMPLING ENDED AT: 1641
PUMP OR TUBING DEPTH IN WELL (feet): 55.50	TUBING MATERIAL CODE: HDPE	FIELD-FILTERED: Y [N] Filtration Equipment Type:	FILTER SIZE: ____ µm
FIELD DECONTAMINATION: PUMP [Y] N	TUBING Y [N (replaced)]	DUPLICATE: Y (N)	

SAMPLE CONTAINER SPECIFICATION				SAMPLE PRESERVATION (including wet ice)			INTENDED ANALYSIS AND/OR METHOD	SAMPLING EQUIPMENT CODE	SAMPLE PUMP FLOW RATE (mL per minute)
SAMPLE ID CODE	# CONTAINERS	MATERIAL CODE	VOLUME	PRESERVATIVE USED	TOTAL VOL ADDED IN FIELD (mL)	FINAL pH			
MW-20B	3	CG	40 mL	HCL	None	Not Req'd	8260 (app. 1 FL)	Stainless ESP	≈ 100
MW-20B	1	PE	250 mL	HNO_3	None	<2	Metals	Stainless ESP	≈ 1325
MW-20B	1	PE	250 mL	H_2SO_4	None	<2	Ammonia (350.1)	Stainless ESP	≈ 1325
MW-20B	1	PE	250 mL	4° C	None	Not Req'd	Chloride, Nitrate, TDS	Stainless ESP	≈ 1325
MW-20B	2	CG	40 mL	4° C	None	Not Req'd	8011	Stainless ESP	≈ 100

REMARKS:

ORP= +143.9

MATERIAL CODES: **AG** = Amber Glass; **CG** = Clear Glass; **HDPE** = High Density Polyethylene; **LDPE** = Low Density Polyethylene; **PP** = Polypropylene; **S** = Silicone; **T** = Teflon; **O** = Other (Specify)

SAMPLING EQUIPMENT CODES: **APP** = After (Through) Peristaltic Pump; **B** = Bailer; **BP** = Bladder Pump; **ESP** = Electric Submersible Pump; **RFPP** = Reverse Flow Peristaltic Pump; **SM** = Straw Method (Tubing Gravity Drain); **O** = Other (Specify)

NOTES: 1. The above do not constitute all of the information required by Chapter 62-160, F.A.C.
2. STABILIZATION CRITERIA FOR RANGE OF VARIATION OF LAST THREE CONSECUTIVE READINGS (SEE FS 2212, SECTION 3)
pH: ± 0.2 units **Temperature:** ± 0.2 °C **Specific Conductance:** ± 5% **Dissolved Oxygen:** all readings ≤ 20% saturation (see Table FS 2200-2); optionally, ± 0.2 mg/L or ± 10% (whichever is greater) **Turbidity:** all readings ≤ 20 NTU; optionally ± 5 NTU or ± 10% (whichever is greater)

DEP Form FD 9000-24: GROUNDWATER SAMPLING LOG

SITE NAME: Angelo's Aggregate Materials, LTD Enterprise Class III Landfill	SITE LOCATION: Pasco County, Florida	
WELL NO: **SUPPLY WELL (SW)**	WACS_WELL: **21326**	DATE: NOV 21 2017

PURGING DATA

WELL DIAMETER (inches): 6	TUBING DIAMETER (inches): .375	WELL SCREEN INTERVAL DEPTH: UNK feet to UNK feet	STATIC DEPTH TO WATER (feet): In Place Plumbing	PURGE PUMP TYPE OR BAILER: IN PLACE PLUMBING

WELL VOLUME PURGE: 1 WELL VOLUME = (TOTAL WELL DEPTH – STATIC DEPTH TO WATER) X WELL CAPACITY
(only fill out if applicable)
= (feet – feet) X .16 gallons/foot = gallons

EQUIPMENT VOLUME PURGE: 1 EQUIPMENT VOL. = PUMP VOLUME + (TUBING CAPACITY X TUBING LENGTH) + FLOW CELL VOLUME
(only fill out if applicable)
= gallons + (gallons/foot X feet) + gallons = gallons

INITIAL PUMP OR TUBING DEPTH IN WELL (feet): In Place Plumbing	FINAL PUMP OR TUBING DEPTH IN WELL (feet): In Place Plumbing	PURGING INITIATED AT: 1510	PURGING ENDED AT: 1520	TOTAL VOLUME PURGED (gallons): 12.50

TIME	VOLUME PURGED (gallons)	CUMUL. VOLUME PURGED (gallons)	PURGE RATE (gpm)	DEPTH TO WATER (feet)	pH (standard units)	TEMP. (°C)	COND. (circle units) µmhos/cm or µS/cm	DISSOLVED OXYGEN (circle units) mg/L or % saturation	TURBIDITY (NTUs)	COLOR (describe)	ODOR (describe)
1514	5.00	5.00	1.25	In	7.48	24.12	411	1.86	.80	None	None
1517	3.75	8.75	1.25	Place	7.46	24.09	412	1.82	.70	None	None
1520	3.75	12.50	1.25	Plumbing	7.46	24.07	412	1.81	.30	None	None

WELL CAPACITY (Gallons Per Foot): **0.75"** = 0.02; **1"** = 0.04; **1.25"** = 0.06; **2"** = 0.16; **3"** = 0.37; **4"** = 0.65; **5"** = 1.02; **6"** = 1.47; **12"** = 5.88
TUBING INSIDE DIA. CAPACITY (Gal./Ft.): **1/8"** = 0.0006; **3/16"** = 0.0014; **1/4"** = 0.0026; **5/16"** = 0.004; **3/8"** = 0.006; **1/2"** = 0.010; **5/8"** = 0.016

PURGING EQUIPMENT CODES: **B** = Bailer; **BP** = Bladder Pump; **ESP** = Electric Submersible Pump; **PP** = Peristaltic Pump; **O** = Other (Specify)

SAMPLING DATA

SAMPLED BY (PRINT) / AFFILIATION: Chris Monaco or Karen LeBeau, Ideal Tech Services, Inc.	SAMPLER(S) SIGNATURE(S):	SAMPLING INITIATED AT: 1520	SAMPLING ENDED AT: 1524
PUMP OR TUBING DEPTH IN WELL (feet): In Place Plumbing	TUBING MATERIAL CODE: HDPE	FIELD-FILTERED: Y [N] Filtration Equipment Type:	FILTER SIZE: ____ µm
FIELD DECONTAMINATION: PUMP [Y] N	TUBING Y [N (replaced)]	DUPLICATE: Y (N)	

SAMPLE CONTAINER SPECIFICATION				SAMPLE PRESERVATION (including wet ice)			INTENDED ANALYSIS AND/OR METHOD	SAMPLING EQUIPMENT CODE	SAMPLE PUMP FLOW RATE (mL per minute)
SAMPLE ID CODE	# CONTAINERS	MATERIAL CODE	VOLUME	PRESERVATIVE USED	TOTAL VOL ADDED IN FIELD (mL)	FINAL pH			
SW	3	CG	40 mL	HCL	None	Not Req'd	8260 (app. 1 FL)	Stainless ESP	≈ 100
SW	1	PE	250 mL	HNO_3	None	<2	Metals	Stainless ESP	≈ 1135
SW	1	PE	250 mL	H_2SO_4	None	<2	Ammonia (350.1)	Stainless ESP	≈ 1135
SW	1	PE	250 mL	4° C	None	Not Req'd	Chloride, Nitrate, TDS	Stainless ESP	≈ 1135
SW	2	CG	40 mL	4° C	None	Not Req'd	8011	Stainless ESP	≈ 100

REMARKS: Slowed pump to sample
ORP= +122.0

MATERIAL CODES: **AG** = Amber Glass; **CG** = Clear Glass; **HDPE** = High Density Polyethylene; **LDPE** = Low Density Polyethylene; **PP** = Polypropylene; **S** = Silicone; **T** = Teflon; **O** = Other (Specify)

SAMPLING EQUIPMENT CODES: **APP** = After (Through) Peristaltic Pump; **B** = Bailer; **BP** = Bladder Pump; **ESP** = Electric Submersible Pump; **RFPP** = Reverse Flow Peristaltic Pump; **SM** = Straw Method (Tubing Gravity Drain); **O** = Other (Specify)

NOTES: 1. The above do not constitute all of the information required by Chapter 62-160, F.A.C.
2. STABILIZATION CRITERIA FOR RANGE OF VARIATION OF LAST THREE CONSECUTIVE READINGS (SEE FS 2212, SECTION 3)
pH: ± 0.2 units **Temperature:** ± 0.2 °C **Specific Conductance:** ± 5% **Dissolved Oxygen:** all readings ≤ 20% saturation (see Table FS 2200-2); optionally, ± 0.2 mg/L or ± 10% (whichever is greater) **Turbidity:** all readings ≤ 20 NTU; optionally ± 5 NTU or ± 10% (whichever is greater)

ENVIRONMENTAL CONSERVATION LABORATORIES CHAIN-OF-CUSTODY RECORD

www.encolabs.com

10775 Central Port Dr.
Orlando, FL 32824
(407) 826-5314 Fax (407) 850-6945

4810 Executive Park Court, Suite 111
Jacksonville, FL 32216-6069
(904) 296-3007 Fax (904) 296-6210

102-A Woodwinds Industrial Ct.
Cary, NC 27511
(919) 467-3090 Fax (919) 467-3515

Client Name: Angelo's Recycled Materials (AN010)	Project Number: 87895
Address: 41111 Enterprise Road	Project Name/Desc: ENTERPRISE LF & RECYC (FKA SID LARKIN & SON, INC.)
City/ST/Zip: Dade City, FL 33525	PO # / Billing Info:
Tel: (352) 521-3607 / Fax:	Reporting Contact: Walker Wrenn
Sampler(s) Name, Affiliation (Print): Chris Monaco, Ideal Tech Services Inc.	Billing Contact: John Arnold
Sampler(s) Signature:	Site Location / Time Zone: FL/EST

Requested Turnaround Times

Note : Rush requests subject to acceptance by the facility

X Standard

___ Expedited

Due ___/___/___

Lab Workorder: AA08087

Requested Analyses: 8011; 8260B Appendix 1 FL; Ag,As,Ba,Be,Cd,Co,Cr,Cu,Fe,Hg,Na,Ni,Pb,Sb,Se,Tl,V,Zn; Ammonia 350.1; Chloride 300,Nitrate as N 300; TDS SM2540C

Preservation (See Codes) (Combine as necessary)

Item #	Sample ID (Field Identification)	Collection Date	Collection Time	Comp / Grab	Matrix (see codes)	Total # of Containers	I	H	N	S	I	I					Sample Comments
	~~BW-1A~~ BW-1B	11-20-17	1243	Grab	GW	8	X	X	X	X	X	X					
	~~BW-1B~~ MW-10B	11-20-17	1309	Grab	GW	8	X	X	X	X	X	X					
	~~MW-3~~ MW-9B	11-20-17	1337	Grab	GW	8	X	X	X	X	X	X					
	~~MW-3B~~ MW-8B	11-20-17	1405	Grab	GW	8	X	X	X	X	X	X					
	~~MW-4~~ Duplicate	11-20-17	1405	Grab	GW	8	X	X	X	X	X	X					
	~~MW-4B~~ MW-7A	11-20-17	1444	Grab	GW	8	X	X	X	X	X	X					
	~~MW-5A~~ Equipment Blank	11-20-17	1454	Grab	GW	8	X	X	X	X	X	X					
	~~MW-5B~~ MW-7BR	11-20-17	1523	Grab	GW	8	X	X	X	X	X	X					
	~~MW-6~~ MW-20B	11-20-17	1641	Grab	GW	8	X	X	X	X	X	X					
	~~MW-6B~~ triptbank 3	—	—	Grab	~~GW~~	2-8	—	X	—	—	—	—					Lab Supplied
	~~MW-7A~~ MW-19A	11-21-17	0916	Grab	GW	8	X	X	X	X	X	X					
	~~MW-7BR~~ MW-17B	11-21-17	1006	Grab	GW	8	X	X	X	X	X	X					

<-- Total # of Containers

Sample Kit Prepared By	Date/Time	Relinquished By	Date/Time	Received By	Date/Time
ECG	11/13/17 16:10	[signature]	11/13/17 16:10	[signature]	11-14-17 1930
Comments/Special Reporting Requirements		[signature]	11-21-17 1535	Karen LeBeau	11-21-17 1535
		Karen LeBeau	11-21-17 1646	Adriana Ramirez	11-21-17 1652
		Cooler #'s & Temps on Receipt		Condition Upon Receipt: ___ Acceptable ___ Unacceptable	

Matrix : **GW**-Groundwater **SO**-Soil **DW**-Drinking Water **SE**-Sediment **SW**-Surface Water **WW**-Wastewater **A**-Air **O**-Other (detail in comments)

Preservation: **I**-Ice **H**-HCl **N**-HNO3 **S**-H2SO4 **NO**-NaOH **O**-Other (detail in comments)

Note : All samples submitted to ENCO Labs are in accordance with the terms and conditions listed on the reverse of this form, unless prior written agreements exist

ENVIRONMENTAL CONSERVATION LABORATORIES CHAIN-OF-CUSTODY RECORD

www.encolabs.com

10775 Central Port Dr.
Orlando, FL 32824
(407) 826-5314 Fax (407) 850-6945

4810 Executive Park Court, Suite 111
Jacksonville, FL 32216-6069
(904) 296-3007 Fax (904) 296-6210

102-A Woodwinds Industrial Ct.
Cary, NC 27511
(919) 467-3090 Fax (919) 467-3515

Client Name: Angelo's Recycled Materials (AN010)	Project Number: 87895
Address: 41111 Enterprise Road	Project Name/Desc: ENTERPRISE LF & RECYC (FKA SID LARKIN & SON, INC.)
City/ST/Zip: Dade City, FL 33525	PO # / Billing Info:
Tel: (352) 521-3607 Fax:	Reporting Contact: Walker Wrenn
Sampler(s) Name, Affiliation (Print): Chris Monaco, Ideal Tech Services Inc.	Billing Contact: John Arnold
Sampler(s) Signature:	Site Location / Time Zone: FL/EST

Requested Turnaround Times

Note : Rush requests subject to acceptance by the facility

X Standard

___ Expedited

Due ___/___/___

Lab Workorder: AA08087

Requested Analyses

Preservation (See Codes) (Combine as necessary)

Item #	Sample ID (Field Identification)	Collection Date	Collection Time	Comp / Grab	Matrix (see codes)	Total # of Containers	8011 (I)	8260B Appendix 1 FL (H)	Ag,As,Ba,Be,Cd,Co,Cr,Cu,Fe,Hg,Na,Ni,Pb,Sb,Se,Tl,V,Zn (N)	Ammonia 350.1 (S)	Chloride 300,Nitrate as N 300 (I)	TDS SM2540C (I)					Sample Comments
	~~DUPLICATE~~ MW-3B	11-21-17	1033	Grab	GW	8	X	X	X	X	X	X					
	MW-3	11-21-17	1055	Grab	GW	8	X	X	X	X	X	X					
	MW-4	11-21-17	1119	Grab	GW	8	X	X	X	X	X	X					
	MW-4B	11-21-17	1144	Grab	GW	8	X	X	X	X	X	X					
	MW-6	11-21-17	1217	Grab	GW	8	X	X	X	X	X	X					
	trip blank 2	—	—	Grab	O	2	—	X	—	—	—	—					O=Lab Supplied
	MW-6B	11-21-17	1258	Grab	GW	8	X	X	X	X	X	X					
	MW-5B	11-21-17	1329	Grab	GW	8	X	X	X	X	X	X					
	MW-5A	11-21-17	1418	Grab	GW	8	X	X	X	X	X	X					
	MW-18B	11-21-17	1500	Grab	GW	8	X	X	X	X	X	X					
	Supply well	11-21-17	1524	Grab	GW	8	X	X	X	X	X	X					
	trip blank	—	—	Grab	O	2	—	X	—	—	—	—					O=Lab Supplied

<-- Total # of Containers

Sample Kit Prepared By: ECG	Date/Time: 11/13/17 16:10	Relinquished By:	Date/Time: 11/13/17 16:10	Received By:	Date/Time: 11-14-17 1930
Comments/Special Reporting Requirements:		Relinquished By:	Date/Time: 11-21-17 1535	Received By:	Date/Time: 11-21-17 1535
		Relinquished By:	Date/Time: 11-21-17 1648	Received By: Adriana Ramirez	Date/Time: 11-21-17 1650
		Cooler #'s & Temps on Receipt:		Condition Upon Receipt: ___ Acceptable ___ Unacceptable	

Matrix : **GW**-Groundwater **SO**-Soil **DW**-Drinking Water **SE**-Sediment **SW**-Surface Water **WW**-Wastewater **A**-Air **O**-Other (detail in comments) **Preservation: I**-Ice **H**-HCl **N**-HNO3 **S**-H2SO4 **NO**-NaOH **O**-Other (detail in comments)

Note : All samples submitted to ENCO Labs are in accordance with the terms and conditions listed on the reverse of this form, unless prior written agreements exist