② 03

TOMOKA LANDFILL GROUNDWATER MONITORING

Volusia County, Florida

Drinking Water
HRS #83160
Environmental
HRS # E83079

ELAB, Inc.

P.O. Box 468 • 8 East Tower Circle • Ormond Beach, Florida 32175-0468
(904) 672-5668 • Fax (904) 673-4001

County of Volusia

PUBLIC WORKS SERVICES CENTER
SOLID WASTE SERVICES GROUP
1990 TOMOKA FARMS ROAD . DAYTONA BEACH, FLORIDA 32124
TELEPHONE (386) 947-2952

RECEIVED
JAN 14 2004
Central Dist. - DEP

January 12, 2004 *ENV-04-101*

Mr. James N. Bradner, P.E.
Solid Waste Manager
Florida Department of Environmental Protection
3319 Maguire Blvd., Suite 232
Orlando, Florida 32803-3767

Re: Tomoka Landfill Semi-Annual Monitoring
Permit # SO64-291432

Dear Mr. Bradner:

Enclosed for your review are the Tomoka Landfill Semi-Annual Monitoring Reports. Please be advised that well B33-2 had been repaired and is back on line.

If additional information is required please feel free to call me at (386) 947-2952.

Respectfully submitted,

Susan M. Gaze, Environmental Specialist III
Solid Waste Service Group

Enclosure(s)

C: Josef Grusauskas, Director Of Solid Waste Service Group

Printed on Recycled Paper

Environmental Consultants

3012 U.S. Highway 301 North
Suite 700
Tampa, FL 33619-2242

813 621-0080
FAX 813 623-6757

SCS ENGINEERS

January 7, 2004
File No. 09201053.03

Mr. Josef F. Grusauskas, Director
Volusia County Solid Waste
1990 Tomoka Farms Road
Daytona Beach, Florida 32114

Subject: October 2003, Tomoka Farms Road Landfill, Semi-Annual Monitoring, FDEP Permit Number SO64-291432

Dear Mr. Grusauskas:

SCS Engineers (SCS) has reviewed the Tomoka Farms Road Landfill Semi-Annual Analytical Report for groundwater, surface water, and leachate samples collected and analyzed by ELAB, Inc. (ELAB) in October 2003. The information reported by ELAB is consistent with previously reported monitoring data and the Florida Department of Environmental Protection (FDEP) Permit Number SO64-291432.

As indicated in the ELAB transmittal correspondence included in this report, groundwater from monitoring well B 33-2 was not sampled due to damage to the well. Additionally, surface water from locations SW-6, SW-9, and SW-10 was not sampled due to ongoing construction activities at these locations. Monitoring wells B 58-1, B 58-2, and B 67 were abandoned during the expansion construction in 2003 and are no longer sampled.

Groundwater elevation data for October 2003 also was provided by ELAB. Groundwater elevation contour maps for aquifer zone 1-2 and aquifer zone 4 were generated by SCS based on the groundwater elevation data provided by ELAB and are included as Figure 1 and Figure 2, respectively. The data generated during the October 2003 groundwater sampling event indicates that the groundwater flow direction in aquifer zone 1-2 flows to the north and northeast from a higher elevation area on the southwestern corner of the landfill (Figure 1). The data generated during the October 2003 groundwater sampling event indicate that the groundwater in aquifer zone 4 generally flows in a northeasterly direction across the site (Figure 2). These data are consistent with previous groundwater flow directions reported for the site. The figures are included in the Landfill Map section of the report.

Enclosed are three copies of the subject report for your use and submittal to the FDEP. Also included are the original laboratory sheets as required by the FDEP.

SCS appreciates the opportunity to provide environmental consulting services to Volusia County. Please contact us with any questions or comments regarding this correspondence.

Very truly yours,

K. Mark Tumlin
Project Manager

Lee A. Powell, P.E.
Project Manager
SCS ENGINEERS

KMT/LAP: kmt
Enclosures

cc: Susan Gaze - Volusia County Solid Waste

8 Jan 04

December 4, 2003

SCS ENGINEERS
DEC 19 2003

Ms. Susan Gaze
Volusia County Solid Waste Management
1990 Tomoka Farms Road
Daytona Beach, FL 32114

Re: Semi-annual Chemical Analyses Data
Tomoka Road Landfill – October 2003

Dear Ms. Gaze:

Submitted herein are the semi-annual chemical analyses data for monitor wells sampled at Tomoka Road Landfill on October 27th, 28th, 29th, 30th, and 31st of 2003. The Elab workorder numbers for these sampling events are F03100719 and F03100720. B 33-2 was not sampled due to damage to the well and SW-6, SW-9, and SW-10 were not collected due to construction at the sites. No samples were taken from wells B 58-1, B 58-2, or B 67 since they are abandoned wells. Please note that the total well depth data for the groundwater wells is in the groundwater levels table in this report.

This submission contains all the analytical data performed on groundwater samples for the parameters specified in the permit issued by Florida Department of Environmental Protection (DEP). All the analyses were conducted in our laboratory at Ormond Beach, Florida.

We have reviewed the data and compared the results with the guidance concentrations published by Florida DEP. The monitor wells with results exceeding the guidance concentrations are identified and listed in a summary in this submission. Iron, sodium, pH, total dissolved solids (TDS), ammonia, sulfate, chloride, vinyl chloride, and benzene are the parameters found to be exceeding the guidance concentrations. There are no other unusual findings in this landfill.

If you have any questions or need further information on this report, please feel free to call us at (386) 672 - 5668.

Respectfully submitted,

Jeff Baylor
Project Manager

v:\letters\jeff\volusia\letter tomoka oct03.doc

Florida Department of Environmental Protection

Suite 232 3319 Maguire Boulevard Orlando, Florida 32803

GROUND WATER MONITORING REPORT

Rule 62-522.600 (11)

GENERAL INFORMATION

Facility Name Tomoka Farms Road Landfill

Address 1990 Tomoka Farms Road

City Daytona Beach Zip 32114 Country U.S.

Telephone Number (386) 947-2952

Facility WACS Number 64-00027540

DEP Permit Number S064-198377

Authorized Representative's Name Josef Grusauskas Title Director of Solid Waste

Address 123 West Indiana Avenue

City Deland Zip Country

Telephone Number (386) 943-7889

Type of Discharge Settling with surface water discharge to an unnamed wetlands

Method of Discharge Ditch pump

CERTIFICATION

I certify under penalty of law that I have personally examined and am familiar with the information submitted in this document and all attachments and that, based on my inquiry of those individuals immediately responsible for obtaining the information, I believe that the information is true, accurate, and complete. I am aware that there are significant penalties for submission false information including the possibilty of fine and imprisonment.

1/8/04
Date

Owner or Authorized Representative's Signature

QUALITY ASSURANCE REQUIREMENTS

Sampling Organization Comp QAP # 860198

Analytical Lab Comp QAP #/ HRS Certification E83079

Lab Name ELAB Inc.

Address 8 East Tower Circle, Ormond Beach, Florida 32174

Phone Number (386) 672-5668

Tomoka Farms Road Landfill Semi-annual Chemical Analyses Data
October, 2003

Table of Contents

Sample/Well Number		Elab No.	Sampling Dates	Page No.
List of Groundwater Guidance Exceedences				i -iii
List of Groundwater Levels				iv-v
Groundwaters and Leachate section:				
B 1B		F03100721-001	10/28/2003	1-3
B 2		F03100721-002	10/29/2003	4-6
B 5B		F03100721-003	10/30/2003	7-9
B 8-1		F03100721-004	10/28/2003	10-12
B 8-2		F03100721-005	10/28/2003	13-15
B 11		F03100721-006	10/29/2003	16-18
B 32		F03100721-007	10/30/2003	19-21
B 33-1		F03100721-008	10/30/2003	22-24
B 33-2	Damaged	F03100721-009		25
B 34-1		F03100721-010	10/29/2003	26-28
B 34-2		F03100721-011	10/29/2003	29-31
B 35-1		F03100721-012	10/31/2003	32-34
B 35-2		F03100721-013	10/31/2003	35-37
B 36		F03100721-014	10/30/2003	38-40
B 37-1		F03100721-015	10/30/2003	41-43
B 37-2		F03100721-016	10/30/2003	44-46
B 38-1		F03100721-017	10/28/2003	47-49
B 38-2		F03100721-018	10/28/2003	50-52
B 39		F03100721-019	10/28/2003	53-55
B 40-1		F03100721-020	10/28/2003	56-58
B 40-2		F03100721-021	10/28/2003	59-61
B 41-1		F03100721-022	10/28/2003	62-64
B 41-2		F03100721-023	10/28/2003	65-67
B 42-1		F03100721-024	10/28/2003	68-70
B 42-2		F03100721-025	10/28/2003	71-73
B 43-1		F03100721-026	10/29/2003	74-76
B 43-2		F03100721-027	10/29/2003	77-79
B 44		F03100721-028	10/29/2003	80-82
B 45-1		F03100721-029	10/29/2003	83-85
B 45-2		F03100721-030	10/29/2003	86-88
B 59-1		F03100721-031	10/29/2003	89-91
B 59-2		F03100721-032	10/29/2003	92-94
B 60		F03100721-033	10/29/2003	95-97
B 61		F03100721-034	10/30/2003	98-100
B 62-1		F03100721-035	10/30/2003	101-103
B 62-2		F03100721-036	10/30/2003	104-106
B 63-1		F03100721-037	10/29/2003	107-109
B 63-2		F03100721-038	10/29/2003	110-112
B 64		F03100721-039	10/28/2003	113-115

Tomoka Farms Road Landfill Semi-annual Chemical Analyses Data
October, 2003

Table of Contents

Sample/Well Number	Elab No.	Sampling Dates	Page No.
B 65	F03100721-040	10/28/2003	116-118
B 66	F03100721-041	10/30/2003	119-121
B 68	F03100721-042	10/29/2003	122-124
B 70-1	F03100721-043	10/31/2003	125-127
B 70-2	F03100721-044	10/31/2003	128-130
B 71	F03100721-045	10/30/2003	131-133
B 72	F03100721-046	10/30/2003	134-136
B 73-1	F03100721-047	10/28/2003	137-139
B 73-2	F03100721-048	10/28/2003	140-142
B 74	F03100721-049	10/30/2003	143-145
B 75	F03100721-050	10/30/2003	146-148
FA-1B	F03100721-051	10/29/2003	149-151
FA-2C	F03100721-052	10/30/2003	152-154
MO-5B	F03100721-053	10/28/2003	155-157
B 40-2 Dup	F03100721-054	10/28/2003	158-160
EQ BLANK	F03100721-055	10/28/2003	161-163
TRIP BLANK	F03100721-056	10/28/2003	164-165
B 43-1 Dup	F03100721-057	10/29/2003	166-168
EQ BLANK	F03100721-058	10/29/2003	169-171
L-1 (LEACHATE)	F03100721-059	10/29/2003	172-174
TRIP BLANK	F03100721-060	10/29/2003	175-176
B 61 Dup	F03100721-061	10/30/2003	177-179
EQ BLANK	F03100721-062	10/30/2003	180-182
TRIP BLANK	F03100721-063	10/30/2003	183-184
B 70-2 Dup	F03100721-064	10/31/2003	185-187
EQ BLANK	F03100721-065	10/31/2003	188-190
TRIP BLANK	F03100721-066	10/31/2003	191-192
Surface Water section:			
SURFACE WATER 1	F03100719-001	10/29/2003	1-3
SURFACE WATER 2	F03100719-002	10/27/2003	4-6
SURFACE WATER 3	F03100719-003	10/29/2003	7-9
SURFACE WATER 4	F03100719-004	10/29/2003	10-12
SURFACE WATER 5	F03100719-005	10/27/2003	13-15
SURFACE WATER 6	F03100719-006		16
SURFACE WATER 9	F03100719-007		17
SURFACE WATER 10	F03100719-008		18
EQ BLANK	F03100719-009	10/27/2003	19-21
SURFACE WATER 5 Dup	F03100719-010	10/27/2003	22-24
TRIP BLANK	F03100719-011	10/27/2003	25-26

Map of Tomoka Farms Road Landfill

Chain of Custodies

Field Data Sheets

Tomoka Farms Road Landfill
Semi-annual Groundwater Guidance Exceedences
Sampling Date: October, 2003

Sample/ Well Number	Elab No.	Compounds	Results	MCL*	Reporting Limits	Units
B 1B	F03100721-001	IRON	↑ 24000	300	100	ug/L
B 1B	F03100721-001	pH	↓ 6.09	6.5-8.5	----	units
B 1B	F03100721-001	AMMONIA	↑ 17	2.8	0.050	mg/L
B 1B	F03100721-001	TDS	↑ 850	500	5.0	mg/L
B 2	F03100721-002	IRON	480	300	100	ug/L
B 2	F03100721-002	TDS	990	500	5.0	mg/L
B 5B	F03100721-003	IRON	17000	300	100	ug/L
B 5B	F03100721-003	pH	6.41	6.5-8.5	----	units
B 5B	F03100721-003	TDS	550	500	5.0	mg/L
B 8-1	F03100721-004	AMMONIA	2.9	2.8	0.050	mg/L
B 8-2	F03100721-005	IRON	10000	300	100	ug/L
B 8-2	F03100721-005	pH	5.86	6.5-8.5	----	units
B 11	F03100721-006	IRON	3100	300	100	ug/L
B 11	F03100721-006	pH	5.28	6.5-8.5	----	units
B 32	F03100721-007	IRON	3600	300	100	ug/L
B 33-1	F03100721-008	IRON	7700	300	100	ug/L
B 33-1	F03100721-008	pH	6.24	6.5-8.5	----	units
B 34-1	F03100721-010	IRON	12000	300	100	ug/L
B 34-1	F03100721-010	pH	6.48	6.5-8.5	----	units
B 35-1	F03100721-012	IRON	8000	300	100	ug/L
B 35-1	F03100721-012	pH	5.19	6.5-8.5	----	units
B 35-2	F03100721-013	IRON	8000	300	100	ug/L
B 35-2	F03100721-013	pH	5	6.5-8.5	----	units
B 36	F03100721-014	IRON	5000	300	100	ug/L
B 36	F03100721-014	BENZENE	↑ 2.7	1.0	1.0	ug/L
B 36	F03100721-014	VINYL CHLORIDE	↑ 8.8	1.0	1.0	ug/L
B 36	F03100721-014	TDS	↓ 1100	500	5.0	mg/L
B 36	F03100721-014	pH	6.34	6.5-8.5	----	units
B 37-1	F03100721-015	IRON	32000	300	100	ug/L
B 37-1	F03100721-015	SODIUM	↓ 200	160	0.50	mg/L
B 37-1	F03100721-015	BENZENE	↑ 11	1.0	1.0	ug/L
B 37-1	F03100721-015	TDS	1500	500	5.0	mg/L
B 37-1	F03100721-015	pH	6.35	6.5-8.5	----	units
B 37-2	F03100721-016	IRON	36000	300	100	ug/L
B 37-2	F03100721-016	pH	5.89	6.5-8.5	----	units
B 37-2	F03100721-016	VINYL CHLORIDE	↑ 86	1.0	1.0	ug/L
B 38-1	F03100721-017	IRON	12000	300	100	ug/L
B 38-1	F03100721-017	pH	5.34	6.5-8.5	----	units
B 38-2	F03100721-018	IRON	8500	300	100	ug/L
B 38-2	F03100721-018	pH	5.91	6.5-8.5	----	units
B 38-2	F03100721-018	AMMONIA	3.3	2.8	0.050	mg/L
B 39	F03100721-019	IRON	10000	300	100	ug/L
B 39	F03100721-019	pH	4.73	6.5-8.5	----	units
B 40-1	F03100721-020	IRON	12000	300	100	ug/L
B 40-1	F03100721-020	pH	5.31	6.5-8.5	----	units
B 40-2	F03100721-021	IRON	1600	300	100	ug/L
B 40-2	F03100721-021	pH	6.03	6.5-8.5	----	units
B 41-1	F03100721-022	IRON	23000	300	100	ug/L
B 41-1	F03100721-022	SODIUM	190	160	0.50	mg/L
B 41-1	F03100721-022	BENZENE	1.9	1.0	1.0	ug/L
B 41-1	F03100721-022	TDS	1300	500	5.0	mg/L
B 41-1	F03100721-022	AMMONIA	39	2.8	0.050	mg/L
B 41-1	F03100721-022	pH	6.07	6.5-8.5	----	units

*Based on "Ground Water Guidance Concentrations", Florida DEP, Division of Water Facilities, June, 1994

Tomoka Farms Road Landfill
Semi-annual Groundwater Guidance Exceedences
Sampling Date: October, 2003

Sample/ Well Number	Elab No.	Compounds	Results	MCL*	Reporting Limits	Units
B 41-2	F03100721-023	IRON	2600	300	100	ug/L
B 41-2	F03100721-023	TDS	630	500	5.0	mg/L
B 42-1	F03100721-024	IRON	24000	300	100	ug/L
B 42-1	F03100721-024	TDS	960	500	5.0	mg/L
B 42-1	F03100721-024	pH	5.56	6.5-8.5	----	units
B 42-1	F03100721-024	Sulfate	360.0	250	0.5	mg/L
B 42-2	F03100721-025	IRON	1800	300	100	ug/L
B 42-2	F03100721-025	pH	6.25	6.5-8.5	----	units
B 43-1	F03100721-026	IRON	29000	300	100	ug/L
B 43-1	F03100721-026	BENZENE	= 5.3	1.0	1.0	ug/L
B 43-1	F03100721-026	AMMONIA	↓ 7.4	2.8	0.050	mg/L
B 43-1	F03100721-026	TDS	600	500	5.0	mg/L
B 43-1	F03100721-026	pH	5.97	6.5-8.5	----	units
B 43-2	F03100721-027	IRON	3200	300	100	ug/L
B 43-2	F03100721-027	pH	6.10	6.5-8.5	----	units
B 44	F03100721-028	IRON	770	300	100	ug/L
B 44	F03100721-028	pH	5.25	6.5-8.5	----	units
B 45-1	F03100721-029	IRON	68000	300	100	ug/L
B 45-1	F03100721-029	BENZENE	↑ 7.7	1.0	1.0	ug/L
B 45-1	F03100721-029	CHLORIDE	↓ 360	250	1.0	mg/L
B 45-1	F03100721-029	TDS	1500	500	5.0	mg/L
B 45-1	F03100721-029	pH	5.97	6.5-8.5	----	units
B 45-1	F03100721-029	SODIUM	↑ 320	160	0.50	mg/L
B 45-2	F03100721-030	IRON	21000	300	100	ug/L
B 45-2	F03100721-030	pH	5.37	6.5-8.5	----	units
B 59-1	F03100721-031	IRON	8500	300	100	ug/L
B 59-1	F03100721-031	TDS	660	500	5.0	mg/L
B 59-1	F03100721-031	pH	6.41	6.5-8.5	----	units
B 59-2	F03100721-032	IRON	6200	300	100	ug/L
B 59-2	F03100721-032	pH	6.34	6.5-8.5	----	units
B 59-2	F03100721-032	TDS	520	500	5.0	mg/L
B 60	F03100721-033	IRON	7800	300	100	ug/L
B 60	F03100721-033	pH	5.96	6.5-8.5	----	units
B 61	F03100721-034	AMMONIA	= 38	2.8	0.050	mg/L
B 61	F03100721-034	TDS	1200	500	5.0	mg/L
B 61	F03100721-034	SODIUM	170	160	0.50	mg/L
B 61	F03100721-034	IRON	9400	300	100	ug/L
B 62-1	F03100721-035	CHLORIDE	↓ 570	250	1.0	mg/L
B 62-1	F03100721-035	AMMONIA	↑ 140	2.8	0.050	mg/L
B 62-1	F03100721-035	TDS	2500	500	5.0	mg/L
B 62-1	F03100721-035	IRON	65000	300	100	ug/L
B 62-1	F03100721-035	SODIUM	= 470	160	0.50	mg/L
B 62-1	F03100721-035	pH	6.44	6.5-8.5	----	units
B 62-1	F03100721-035	BENZENE	↑ 1.3	1.0	1.0	ug/L
B 62-2	F03100721-036	AMMONIA	100	2.8	0.050	mg/L
B 62-2	F03100721-036	TDS	1600	500	5.0	mg/L
B 62-2	F03100721-036	SODIUM	260	160	0.50	mg/L
B 62-2	F03100721-036	IRON	13000	300	100	ug/L
B 63-1	F03100721-037	IRON	3500	300	100	ug/L
B 63-1	F03100721-037	pH	6.35	6.5-8.5	----	units
B 63-2	F03100721-038	IRON	4700	300	100	ug/L

*Based on "Ground Water Guidance Concentrations", Florida DEP, Division of Water Facilities, June, 1994

Tomoka Farms Road Landfill
Semi-annual Groundwater Guidance Exceedences
Sampling Date: October, 2003

Sample/ Well Number	Elab No.	Compounds	Results	MCL*	Reporting Limits	Units
B 64	F03100721-039	IRON	58000	300	100	ug/L
B 64	F03100721-039	TDS	990	500	5.0	mg/L
B 64	F03100721-039	pH	6.25	6.5-8.5	----	units
B 65	F03100721-040	IRON	2300	300	100	ug/L
B 65	F03100721-040	TDS	550	500	5.0	mg/L
B 65	F03100721-040	pH	5.86	6.5-8.5	----	units
B 66	F03100721-041	IRON	510	300	100	ug/L
B 68	F03100721-042	IRON	12000	300	100	ug/L
B 68	F03100721-042	pH	5.80	6.5-8.5	----	units
B 70-1	F03100721-043	IRON	2000	300	100	ug/L
B 70-1	F03100721-043	pH	5.86	6.5-8.5	----	units
B 70-2	F03100721-044	IRON	7400	300	100	ug/L
B 70-2	F03100721-044	pH	5.33	6.5-8.5	----	units
B 71	F03100721-045	IRON	13000	300	100	ug/L
B 71	F03100721-045	pH	4.95	6.5-8.5	----	units
B 72	F03100721-046	IRON	9200	300	100	ug/L
B 72	F03100721-046	pH	6.11	6.5-8.5	----	units
B 73-1	F03100721-047	IRON	9800	300	100	ug/L
B 73-1	F03100721-047	pH	6.22	6.5-8.5	----	units
B 73-2	F03100721-048	IRON	20000	300	100	ug/L
B 73-2	F03100721-048	pH	6.13	6.5-8.5	----	units
B 74	F03100721-049	IRON	1200	300	100	ug/L
B 74	F03100721-049	pH	6.08	6.5-8.5	----	units
B 75	F03100721-050	IRON	1500	300	100	ug/L
B 75	F03100721-050	TDS	710	500	5.0	mg/L
B 75	F03100721-050	pH	5.87	6.5-8.5	----	units
FA-1B	F03100721-051	IRON	670	300	100	ug/L
FA-2C	F03100721-052	pH	8.58	6.5-8.5	----	units
MO-5B	F03100721-053	IRON	15000	300	100	ug/L
MO-5B	F03100721-053	TDS	950	500	5.0	mg/L
MO-5B	F03100721-053	pH	5.75	6.5-8.5	----	units
B 40-2 Dup	F03100721-054	pH	6.03	6.5-8.5	----	units
B 40-2 Dup	F03100721-054	IRON	1600	300	100	ug/L
B 43-1 Dup	F03100721-055	pH	5.97	6.5-8.5	----	units
B 43-1 Dup	F03100721-055	IRON	29000	300	100	ug/L
B 43-1 Dup	F03100721-055	AMMONIA	7.2	2.8	0.050	mg/L
B 43-1 Dup	F03100721-055	TDS	580	500	5.0	mg/L
B 43-1 Dup	F03100721-055	BENZENE	4.7	1.0	1.0	ug/L
B 61 Dup	F03100721-61	IRON	9600	300	100	ug/L
B 61 Dup	F03100721-61	TDS	1300	500	5.0	mg/L
B 61 Dup	F03100721-61	AMMONIA	39	2.8	0.050	mg/L
B 61 Dup	F03100721-61	SODIUM	170	160	0.50	mg/L
B 70-2 Dup	F03100721-61	pH	5.33	6.5-8.5	----	units
B 70-2 Dup	F03100721-61	IRON	7900	300	100	ug/L

Jeff Baylor, Project Manager

*Based on "Ground Water Guidance Concentrations", Florida DEP, Division of Water Facilities, June, 1994

Tomoka Semiannual GW

PARAMETER MONITORING REPORT

Ground Water (Rule 62-520.400,.420, .460)

Surface Water (Rule 62-302.500, .510, .503)

Leachate (Rule 62-701.510)

LAB Submission Number: F03100721

Sample Number: F03100721-001

Facility WACS:	64-00027540	**Sample Date/Time:**	10/28/2003 11:45:00 AM
Well/Sampling Point WACS:	15636	**Report Period:**	Tomoka October 03
Well/Sampling Point Name:	B1B	**Well Purged:**	YES
Classification of Groundwater:	G-II	**Well Type:**	Compliance
Ground Water Elevation: (NGVD):	21		

Storet Code	Parameter Monitored	Sampling Method	Filtered Y/N	Analysis Method	Analysis Date	Analysis Result	Q	Units	Detection Limits
	FIELD								
	Conductivity	Pump	N	FLD	10/28/2003	1392		umhos/c	
	Depth To Water	Pump	N	FLD	10/28/2003	6.31			
	Dissolved Oxygen	Pump	N	FLD	10/28/2003	0.48		mg/L	
	pH	Pump	N	FLD	10/28/2003	6.09		S.U.	
	Reference Elevation	Pump	N	FLD	10/28/2003	27.31			
	Temperature	Pump	N	FLD	10/28/2003	23.0		deg C	
	Turbidity	Pump	N	FLD	10/28/2003	2.3		NTU	
	INORGANICS								
70300	Solids, Total Dissolved	Pump	N	E160.1	10/29/2003	850		mg/L	1.2
00940	Chloride	Pump	N	E300.0	10/30/2003	140		mg/L	0.20
00620	Nitrogen, Nitrate	Pump	N	E300.0	10/29/2003	0.016	U	mg/L	0.016
00945	Sulfate	Pump	N	E300.0	10/29/2003	6.0		mg/L	0.058
00610	Nitrogen, Ammonia (As N)	Pump	N	E350.1	10/29/2003	17		mg/L	0.020
	METALS								
01002	Arsenic	Pump	N	SW6010	10/30/2003	2.0	U	µg/L	2.0
01007	Barium	Pump	N	SW6010	10/30/2003	290		µg/L	0.074
01012	Beryllium	Pump	N	SW6010	10/30/2003	0.12	U	µg/L	0.12
01027	Cadmium	Pump	N	SW6010	10/30/2003	0.24	U	µg/L	0.24
01034	Chromium	Pump	N	SW6010	10/30/2003	1.1	I	µg/L	0.60
01037	Cobalt	Pump	N	SW6010	10/30/2003	1.5	U	µg/L	1.5
01042	Copper	Pump	N	SW6010	10/30/2003	2.3	I	µg/L	0.58
01045	Iron	Pump	N	SW6010	10/30/2003	24000		µg/L	13
01051	Lead	Pump	N	SW6010	10/30/2003	3.2	I	µg/L	1.8
01067	Nickel	Pump	N	SW6010	10/30/2003	2.4	I	µg/L	2.0
01147	Selenium	Pump	N	SW6010	10/30/2003	4.0	U	µg/L	4.0
01077	Silver	Pump	N	SW6010	10/30/2003	1.4	U	µg/L	1.4
00929	Sodium	Pump	N	SW6010	10/30/2003	79000		µg/L	230
01087	Vanadium	Pump	N	SW6010	10/30/2003	2.6	I	µg/L	0.40
01092	Zinc	Pump	N	SW6010	10/30/2003	5.6	I	µg/L	2.3
01097	Antimony	Pump	N	SW7041	11/4/2003	0.35	U	µg/L	0.35

Data Qualifier Code Key:

*	Value exceeds Maximum Contaminant Level	I	Analyte detected below quantitation limits
S	Spike Recovery outside accepted recovery limits	U	Not Detected Above the MDL

Tomoka Semiannual GW
PARAMETER MONITORING REPORT
Ground Water (Rule 62-520.400,.420, .460)
Surface Water (Rule 62-302.500, .510, .503)
Leachate (Rule 62-701.510)
LAB Submission Number: F03100721
Sample Number: F03100721-001

Facility WACS:	64-00027540	**Sample Date/Time:**	10/28/2003 11:45:00 AM
Well/Sampling Point WACS:	15636	**Report Period:**	Tomoka October 03
Well/Sampling Point Name:	B1B	**Well Purged:**	YES
Classification of Groundwater:	G-II	**Well Type:**	Compliance
Ground Water Elevation: (NGVD):	21		

Storet Code	Parameter Monitored	Sampling Method	Filtered Y/N	Analysis Method	Analysis Date	Analysis Result	Q	Units	Detection Limits
71900	Mercury	Pump	N	SW7470	11/4/2003	0.039	I	µg/L	0.036
01059	Thallium	Pump	N	SW7841	11/7/2003	0.25	U	µg/L	0.25
	ORGANICS								
49146	1,2-Dibromo-3-chloropropane	Pump	N	SW8011	10/31/2003	0.0041	U	µg/L	0.0041
77651	Ethylene Dibromide	Pump	N	SW8011	10/31/2003	0.0038	U	µg/L	0.0038
81552	Acetone	Pump	N	SW8260	11/8/2003	0.91	U	µg/L	0.91
34215	Acrylonitrile	Pump	N	SW8260	11/8/2003	0.93	U	µg/L	0.93
34030	Benzene	Pump	N	SW8260	11/8/2003	0.31	U	µg/L	0.31
73085	Bromochloromethane	Pump	N	SW8260	11/8/2003	0.22	U	µg/L	0.22
32101	Bromodichloromethane	Pump	N	SW8260	11/8/2003	0.10	U	µg/L	0.10
32104	Bromoform	Pump	N	SW8260	11/8/2003	0.11	U	µg/L	0.11
34413	Bromomethane	Pump	N	SW8260	11/8/2003	0.12	U	µg/L	0.12
81595	2-Butanone	Pump	N	SW8260	11/8/2003	0.29	U	µg/L	0.29
77041	Carbon disulfide	Pump	N	SW8260	11/8/2003	0.25	U	µg/L	0.25
32102	Carbon tetrachloride	Pump	N	SW8260	11/8/2003	0.25	U	µg/L	0.25
34301	Chlorobenzene	Pump	N	SW8260	11/8/2003	0.10	U	µg/L	0.10
34311	Chloroethane	Pump	N	SW8260	11/8/2003	0.16	U	µg/L	0.16
32106	Chloroform	Pump	N	SW8260	11/8/2003	0.28	U	µg/L	0.28
34418	Chloromethane	Pump	N	SW8260	11/8/2003	0.31	U	µg/L	0.31
32105	Dibromochloromethane	Pump	N	SW8260	11/8/2003	0.16	U	µg/L	0.16
77596	Dibromomethane	Pump	N	SW8260	11/8/2003	0.13	U	µg/L	0.13
77268	trans-1,4-Dichloro-2-butene	Pump	N	SW8260	11/8/2003	0.14	U	µg/L	0.14
34536	1,2-Dichlorobenzene	Pump	N	SW8260	11/8/2003	0.18	U	µg/L	0.18
34571	1,4-Dichlorobenzene	Pump	N	SW8260	11/8/2003	0.10	U	µg/L	0.10
34496	1,1-Dichloroethane	Pump	N	SW8260	11/8/2003	0.30	U	µg/L	0.30
34531	1,2-Dichloroethane	Pump	N	SW8260	11/8/2003	0.10	U	µg/L	0.10
34501	1,1-Dichloroethene	Pump	N	SW8260	11/8/2003	0.10	U	µg/L	0.10
77093	cis-1,2-Dichloroethene	Pump	N	SW8260	11/8/2003	0.15	U	µg/L	0.15
34546	trans-1,2-Dichloroethene	Pump	N	SW8260	11/8/2003	0.17	U	µg/L	0.17
34541	1,2-Dichloropropane	Pump	N	SW8260	11/8/2003	0.12	U	µg/L	0.12
34704	cis-1,3-Dichloropropene	Pump	N	SW8260	11/8/2003	0.070	U	µg/L	0.070
34699	trans-1,3-Dichloropropene	Pump	N	SW8260	11/8/2003	0.11	U	µg/L	0.11

Data Qualifier Code Key:

*	Value exceeds Maximum Contaminant Level	I	Analyte detected below quantitation limits
S	Spike Recovery outside accepted recovery limits	U	Not Detected Above the MDL

Tomoka Semiannual GW

PARAMETER MONITORING REPORT

Ground Water (Rule 62-520.400,.420, .460)

Surface Water (Rule 62-302.500, .510, .503)

Leachate (Rule 62-701.510)

LAB Submission Number: F03100721

Sample Number: F03100721-001

Facility WACS:	64-00027540	**Sample Date/Time:**	10/28/2003 11:45:00 AM
Well/Sampling Point WACS:	15636	**Report Period:**	Tomoka October 03
Well/Sampling Point Name:	B1B	**Well Purged:**	YES
Classification of Groundwater:	G-II	**Well Type:**	Compliance
Ground Water Elevation: (NGVD):	21		

Storet Code	Parameter Monitored	Sampling Method	Filtered Y/N	Analysis Method	Analysis Date	Analysis Result	Q	Units	Detection Limits
34371	Ethylbenzene	Pump	N	SW8260	11/8/2003	0.12	U	µg/L	0.12
77103	2-Hexanone	Pump	N	SW8260	11/8/2003	0.26	U	µg/L	0.26
77424	Iodomethane	Pump	N	SW8260	11/8/2003	0.38	U	µg/L	0.38
81596	4-Methyl-2-pentanone	Pump	N	SW8260	11/8/2003	0.21	U	µg/L	0.21
34423	Methylene chloride	Pump	N	SW8260	11/8/2003	0.26	U	µg/L	0.26
77128	Styrene	Pump	N	SW8260	11/8/2003	0.17	U	µg/L	0.17
77562	1,1,1,2-Tetrachloroethane	Pump	N	SW8260	11/8/2003	0.15	U	µg/L	0.15
34516	1,1,2,2-Tetrachloroethane	Pump	N	SW8260	11/8/2003	0.11	U	µg/L	0.11
34475	Tetrachloroethene	Pump	N	SW8260	11/8/2003	0.11	U	µg/L	0.11
34010	Toluene	Pump	N	SW8260	11/8/2003	0.10	U	µg/L	0.10
34506	1,1,1-Trichloroethane	Pump	N	SW8260	11/8/2003	0.24	U	µg/L	0.24
34511	1,1,2-Trichloroethane	Pump	N	SW8260	11/8/2003	0.13	U	µg/L	0.13
39180	Trichloroethene	Pump	N	SW8260	11/8/2003	0.15	U	µg/L	0.15
34488	Trichlorofluoromethane	Pump	N	SW8260	11/8/2003	0.32	U	µg/L	0.32
77443	1,2,3-Trichloropropane	Pump	N	SW8260	11/8/2003	0.30	U	µg/L	0.30
77057	Vinyl acetate	Pump	N	SW8260	11/8/2003	0.15	U	µg/L	0.15
39175	Vinyl chloride	Pump	N	SW8260	11/8/2003	0.14	U	µg/L	0.14
34020	Xylenes, Total	Pump	N	SW8260	11/8/2003	0.29	U	µg/L	0.29

Data Qualifier Code Key:

*	Value exceeds Maximum Contaminant Level	I	Analyte detected below quantitation limits
S	Spike Recovery outside accepted recovery limits	U	Not Detected Above the MDL

Tomoka Semiannual GW
PARAMETER MONITORING REPORT
Ground Water (Rule 62-520.400,.420, .460)
Surface Water (Rule 62-302.500, .510, .503)
Leachate (Rule 62-701.510)
LAB Submission Number: F03100721
Sample Number: F03100721-002

Facility WACS:	64-00027540	**Sample Date/Time:**	10/29/2003 12:41:00 PM
Well/Sampling Point WACS:	15402	**Report Period:**	Tomoka October 03
Well/Sampling Point Name:	B-2	**Well Purged:**	YES
Classification of Groundwater:	G-II	**Well Type:**	Background
Ground Water Elevation: (NGVD):	27.7		

Storet Code	Parameter Monitored	Sampling Method	Filtered Y/N	Analysis Method	Analysis Date	Analysis Result	Q	Units	Detection Limits
	FIELD								
	Conductivity	Pump	N	FLD	10/29/2003	1325		umhos/c	
	Depth To Water	Pump	N	FLD	10/29/2003	4.11			
	Dissolved Oxygen	Pump	N	FLD	10/29/2003	0.98		mg/L	
	pH	Pump	N	FLD	10/29/2003	6.61		S.U.	
	Reference Elevation	Pump	N	FLD	10/29/2003	31.81			
	Temperature	Pump	N	FLD	10/29/2003	25.5		deg C	
	Turbidity	Pump	N	FLD	10/29/2003	1.4		NTU	
	INORGANICS								
70300	Solids, Total Dissolved	Pump	N	E160.1	10/30/2003	990		mg/L	1.2
00940	Chloride	Pump	N	E300.0	10/30/2003	37		mg/L	0.10
00620	Nitrogen, Nitrate	Pump	N	E300.0	10/30/2003	1.9		mg/L	0.016
00945	Sulfate	Pump	N	E300.0	10/30/2003	0.058	U	mg/L	0.058
00610	Nitrogen, Ammonia (As N)	Pump	N	E350.1	11/5/2003	0.48		mg/L	0.0040
	METALS								
01002	Arsenic	Pump	N	SW6010	10/31/2003	8.1	I	µg/L	2.0
01007	Barium	Pump	N	SW6010	10/31/2003	34		µg/L	0.074
01012	Beryllium	Pump	N	SW6010	10/31/2003	0.12	U	µg/L	0.12
01027	Cadmium	Pump	N	SW6010	10/31/2003	0.24	U	µg/L	0.24
01034	Chromium	Pump	N	SW6010	10/31/2003	0.60	U	µg/L	0.60
01037	Cobalt	Pump	N	SW6010	10/31/2003	1.5	U	µg/L	1.5
01042	Copper	Pump	N	SW6010	10/31/2003	5.0		µg/L	0.58
01045	Iron	Pump	N	SW6010	10/31/2003	480		µg/L	13
01051	Lead	Pump	N	SW6010	10/31/2003	1.8	U	µg/L	1.8
01067	Nickel	Pump	N	SW6010	10/31/2003	4.1	I	µg/L	2.0
01147	Selenium	Pump	N	SW6010	10/31/2003	4.8	I	µg/L	4.0
01077	Silver	Pump	N	SW6010	10/31/2003	1.4	U	µg/L	1.4
00929	Sodium	Pump	N	SW6010	10/31/2003	6700		µg/L	230
01087	Vanadium	Pump	N	SW6010	10/31/2003	6.7	I	µg/L	0.40
01092	Zinc	Pump	N	SW6010	10/31/2003	3.9	I	µg/L	2.3
01097	Antimony	Pump	N	SW7041	11/14/2003	1.3	I	µg/L	0.35

Data Qualifier Code Key:

*	Value exceeds Maximum Contaminant Level	I	Analyte detected below quantitation limits
S	Spike Recovery outside accepted recovery limits	U	Not Detected Above the MDL

Tomoka Semiannual GW
PARAMETER MONITORING REPORT
Ground Water (Rule 62-520.400,.420, .460)
Surface Water (Rule 62-302.500, .510, .503)
Leachate (Rule 62-701.510)
LAB Submission Number: F03100721
Sample Number: F03100721-002

Facility WACS:	64-00027540	**Sample Date/Time:**	10/29/2003 12:41:00 PM
Well/Sampling Point WACS:	15402	**Report Period:**	Tomoka October 03
Well/Sampling Point Name:	B-2	**Well Purged:**	YES
Classification of Groundwater:	G-II	**Well Type:**	Background
Ground Water Elevation: (NGVD):	27.7		

Storet Code	Parameter Monitored	Sampling Method	Filtered Y/N	Analysis Method	Analysis Date	Analysis Result	Q	Units	Detection Limits
71900	Mercury	Pump	N	SW7470	11/4/2003	0.044	I	µg/L	0.036
01059	Thallium	Pump	N	SW7841	11/7/2003	0.25	U	µg/L	0.25
	ORGANICS								
49146	1,2-Dibromo-3-chloropropane	Pump	N	SW8011	11/4/2003	0.0041	U	µg/L	0.0041
77651	Ethylene Dibromide	Pump	N	SW8011	11/4/2003	0.0038	U	µg/L	0.0038
81552	Acetone	Pump	N	SW8260	11/8/2003	0.91	U	µg/L	0.91
34215	Acrylonitrile	Pump	N	SW8260	11/8/2003	0.93	U	µg/L	0.93
34030	Benzene	Pump	N	SW8260	11/8/2003	0.31	U	µg/L	0.31
73085	Bromochloromethane	Pump	N	SW8260	11/8/2003	0.22	U	µg/L	0.22
32101	Bromodichloromethane	Pump	N	SW8260	11/8/2003	0.10	U	µg/L	0.10
32104	Bromoform	Pump	N	SW8260	11/8/2003	0.11	U	µg/L	0.11
34413	Bromomethane	Pump	N	SW8260	11/8/2003	0.12	U	µg/L	0.12
81595	2-Butanone	Pump	N	SW8260	11/8/2003	0.29	U	µg/L	0.29
77041	Carbon disulfide	Pump	N	SW8260	11/8/2003	0.25	U	µg/L	0.25
32102	Carbon tetrachloride	Pump	N	SW8260	11/8/2003	0.25	U	µg/L	0.25
34301	Chlorobenzene	Pump	N	SW8260	11/8/2003	0.10	U	µg/L	0.10
34311	Chloroethane	Pump	N	SW8260	11/8/2003	0.16	U	µg/L	0.16
32106	Chloroform	Pump	N	SW8260	11/8/2003	0.28	U	µg/L	0.28
34418	Chloromethane	Pump	N	SW8260	11/8/2003	0.31	U	µg/L	0.31
32105	Dibromochloromethane	Pump	N	SW8260	11/8/2003	0.16	U	µg/L	0.16
77596	Dibromomethane	Pump	N	SW8260	11/8/2003	0.13	U	µg/L	0.13
77268	trans-1,4-Dichloro-2-butene	Pump	N	SW8260	11/8/2003	0.14	U	µg/L	0.14
34536	1,2-Dichlorobenzene	Pump	N	SW8260	11/8/2003	0.18	U	µg/L	0.18
34571	1,4-Dichlorobenzene	Pump	N	SW8260	11/8/2003	0.10	U	µg/L	0.10
34496	1,1-Dichloroethane	Pump	N	SW8260	11/8/2003	0.30	U	µg/L	0.30
34531	1,2-Dichloroethane	Pump	N	SW8260	11/8/2003	0.10	U	µg/L	0.10
34501	1,1-Dichloroethene	Pump	N	SW8260	11/8/2003	0.10	U	µg/L	0.10
77093	cis-1,2-Dichloroethene	Pump	N	SW8260	11/8/2003	0.15	U	µg/L	0.15
34546	trans-1,2-Dichloroethene	Pump	N	SW8260	11/8/2003	0.17	U	µg/L	0.17
34541	1,2-Dichloropropane	Pump	N	SW8260	11/8/2003	0.12	U	µg/L	0.12
34704	cis-1,3-Dichloropropene	Pump	N	SW8260	11/8/2003	0.070	U	µg/L	0.070
34699	trans-1,3-Dichloropropene	Pump	N	SW8260	11/8/2003	0.11	U	µg/L	0.11

Data Qualifier Code Key:

*	Value exceeds Maximum Contaminant Level	I	Analyte detected below quantitation limits
S	Spike Recovery outside accepted recovery limits	U	Not Detected Above the MDL

Tomoka Semiannual GW
PARAMETER MONITORING REPORT
Ground Water (Rule 62-520.400,.420, .460)
Surface Water (Rule 62-302.500, .510, .503)
Leachate (Rule 62-701.510)
LAB Submission Number: F03100721
Sample Number: F03100721-002

Facility WACS:	64-00027540	**Sample Date/Time:**	10/29/2003 12:41:00 PM
Well/Sampling Point WACS:	15402	**Report Period:**	Tomoka October 03
Well/Sampling Point Name:	B-2	**Well Purged:**	YES
Classification of Groundwater:	G-II	**Well Type:**	Background
Ground Water Elevation: (NGVD):	27.7		

Storet Code	Parameter Monitored	Sampling Method	Filtered Y/N	Analysis Method	Analysis Date	Analysis Result	Q	Units	Detection Limits
34371	Ethylbenzene	Pump	N	SW8260	11/8/2003	0.12	U	µg/L	0.12
77103	2-Hexanone	Pump	N	SW8260	11/8/2003	0.26	U	µg/L	0.26
77424	Iodomethane	Pump	N	SW8260	11/8/2003	0.38	U	µg/L	0.38
81596	4-Methyl-2-pentanone	Pump	N	SW8260	11/8/2003	0.21	U	µg/L	0.21
34423	Methylene chloride	Pump	N	SW8260	11/8/2003	0.26	U	µg/L	0.26
77128	Styrene	Pump	N	SW8260	11/8/2003	0.17	U	µg/L	0.17
77562	1,1,1,2-Tetrachloroethane	Pump	N	SW8260	11/8/2003	0.15	U	µg/L	0.15
34516	1,1,2,2-Tetrachloroethane	Pump	N	SW8260	11/8/2003	0.11	U	µg/L	0.11
34475	Tetrachloroethene	Pump	N	SW8260	11/8/2003	0.11	U	µg/L	0.11
34010	Toluene	Pump	N	SW8260	11/8/2003	0.10	U	µg/L	0.10
34506	1,1,1-Trichloroethane	Pump	N	SW8260	11/8/2003	0.24	U	µg/L	0.24
34511	1,1,2-Trichloroethane	Pump	N	SW8260	11/8/2003	0.13	U	µg/L	0.13
39180	Trichloroethene	Pump	N	SW8260	11/8/2003	0.15	U	µg/L	0.15
34488	Trichlorofluoromethane	Pump	N	SW8260	11/8/2003	0.32	U	µg/L	0.32
77443	1,2,3-Trichloropropane	Pump	N	SW8260	11/8/2003	0.30	U	µg/L	0.30
77057	Vinyl acetate	Pump	N	SW8260	11/8/2003	0.15	U	µg/L	0.15
39175	Vinyl chloride	Pump	N	SW8260	11/8/2003	0.14	U	µg/L	0.14
34020	Xylenes, Total	Pump	N	SW8260	11/8/2003	0.29	U	µg/L	0.29

Data Qualifier Code Key:

*	Value exceeds Maximum Contaminant Level	I	Analyte detected below quantitation limits
S	Spike Recovery outside accepted recovery limits	U	Not Detected Above the MDL

Tomoka Semiannual GW
PARAMETER MONITORING REPORT
Ground Water (Rule 62-520.400,.420, .460)
Surface Water (Rule 62-302.500, .510, .503)
Leachate (Rule 62-701.510)
LAB Submission Number: F03100721
Sample Number: F03100721-003

Facility WACS:	64-00027540	**Sample Date/Time:**	10/30/2003 2:07:00 PM
Well/Sampling Point WACS:	15403	**Report Period:**	Tomoka October 03
Well/Sampling Point Name:	B-5B	**Well Purged:**	YES
Classification of Groundwater:	G-II	**Well Type:**	Compliance
Ground Water Elevation: (NGVD):	28.46		

Storet Code	Parameter Monitored	Sampling Method	Filtered Y/N	Analysis Method	Analysis Date	Analysis Result	Q	Units	Detection Limits
	FIELD								
	Conductivity	Pump	N	FLD	10/30/2003	879		umhos/c	
	Depth To Water	Pump	N	FLD	10/30/2003	4.20			
	Dissolved Oxygen	Pump	N	FLD	10/30/2003	0.74		mg/L	
	pH	Pump	N	FLD	10/30/2003	6.41		S.U.	
	Reference Elevation	Pump	N	FLD	10/30/2003	32.66			
	Temperature	Pump	N	FLD	10/30/2003	24.0		deg C	
	Turbidity	Pump	N	FLD	10/30/2003	1.70		NTU	
	INORGANICS								
70300	Solids, Total Dissolved	Pump	N	E160.1	10/31/2003	550		mg/L	1.2
00940	Chloride	Pump	N	E300.0	11/4/2003	32		mg/L	0.20
00620	Nitrogen, Nitrate	Pump	N	E300.0	10/31/2003	0.016	U	mg/L	0.016
00945	Sulfate	Pump	N	E300.0	10/31/2003	11		mg/L	0.058
00610	Nitrogen, Ammonia (As N)	Pump	N	E350.1	11/5/2003	0.29		mg/L	0.0040
	METALS								
01002	Arsenic	Pump	N	SW6010	11/3/2003	2.0	U	µg/L	2.0
01007	Barium	Pump	N	SW6010	11/3/2003	97		µg/L	0.074
01012	Beryllium	Pump	N	SW6010	11/3/2003	0.12	U	µg/L	0.12
01027	Cadmium	Pump	N	SW6010	11/3/2003	0.24	U	µg/L	0.24
01034	Chromium	Pump	N	SW6010	11/3/2003	0.60	U	µg/L	0.60
01037	Cobalt	Pump	N	SW6010	11/3/2003	1.5	U	µg/L	1.5
01042	Copper	Pump	N	SW6010	11/3/2003	0.58	U	µg/L	0.58
01045	Iron	Pump	N	SW6010	11/3/2003	17000		µg/L	13
01051	Lead	Pump	N	SW6010	11/3/2003	1.8	U	µg/L	1.8
01067	Nickel	Pump	N	SW6010	11/3/2003	2.0	U	µg/L	2.0
01147	Selenium	Pump	N	SW6010	11/3/2003	4.0	U	µg/L	4.0
01077	Silver	Pump	N	SW6010	11/3/2003	1.4	U	µg/L	1.4
00929	Sodium	Pump	N	SW6010	11/3/2003	38000		µg/L	230
01087	Vanadium	Pump	N	SW6010	11/3/2003	0.40	U	µg/L	0.40
01092	Zinc	Pump	N	SW6010	11/3/2003	5.6	I	µg/L	2.3
01097	Antimony	Pump	N	SW7041	11/10/2003	0.35	U	µg/L	0.35

Data Qualifier Code Key:

*	Value exceeds Maximum Contaminant Level	I	Analyte detected below quantitation limits
S	Spike Recovery outside accepted recovery limits	U	Not Detected Above the MDL

Tomoka Semiannual GW
PARAMETER MONITORING REPORT
Ground Water (Rule 62-520.400,.420, .460)
Surface Water (Rule 62-302.500, .510, .503)
Leachate (Rule 62-701.510)
LAB Submission Number: F03100721
Sample Number: F03100721-003

Facility WACS:	64-00027540	**Sample Date/Time:**	10/30/2003 2:07:00 PM
Well/Sampling Point WACS:	15403	**Report Period:**	Tomoka October 03
Well/Sampling Point Name:	B-5B	**Well Purged:**	YES
Classification of Groundwater:	G-II	**Well Type:**	Compliance
Ground Water Elevation: (NGVD):	28.46		

Storet Code	Parameter Monitored	Sampling Method	Filtered Y/N	Analysis Method	Analysis Date	Analysis Result	Q	Units	Detection Limits
71900	Mercury	Pump	N	SW7470	11/4/2003	0.038	I	µg/L	0.036
01059	Thallium	Pump	N	SW7841	11/10/2003	0.30	I	µg/L	0.25
	ORGANICS								
49146	1,2-Dibromo-3-chloropropane	Pump	N	SW8011	11/4/2003	0.0041	U	µg/L	0.0041
77651	Ethylene Dibromide	Pump	N	SW8011	11/4/2003	0.0038	U	µg/L	0.0038
81552	Acetone	Pump	N	SW8260	11/8/2003	0.91	U	µg/L	0.91
34215	Acrylonitrile	Pump	N	SW8260	11/8/2003	0.93	U	µg/L	0.93
34030	Benzene	Pump	N	SW8260	11/8/2003	0.31	U	µg/L	0.31
73085	Bromochloromethane	Pump	N	SW8260	11/8/2003	0.22	U	µg/L	0.22
32101	Bromodichloromethane	Pump	N	SW8260	11/8/2003	0.10	U	µg/L	0.10
32104	Bromoform	Pump	N	SW8260	11/8/2003	0.11	U	µg/L	0.11
34413	Bromomethane	Pump	N	SW8260	11/8/2003	0.12	U	µg/L	0.12
81595	2-Butanone	Pump	N	SW8260	11/8/2003	0.29	U	µg/L	0.29
77041	Carbon disulfide	Pump	N	SW8260	11/8/2003	0.25	U	µg/L	0.25
32102	Carbon tetrachloride	Pump	N	SW8260	11/8/2003	0.25	U	µg/L	0.25
34301	Chlorobenzene	Pump	N	SW8260	11/8/2003	0.10	U	µg/L	0.10
34311	Chloroethane	Pump	N	SW8260	11/8/2003	0.16	U	µg/L	0.16
32106	Chloroform	Pump	N	SW8260	11/8/2003	0.28	U	µg/L	0.28
34418	Chloromethane	Pump	N	SW8260	11/8/2003	0.31	U	µg/L	0.31
32105	Dibromochloromethane	Pump	N	SW8260	11/8/2003	0.16	U	µg/L	0.16
77596	Dibromomethane	Pump	N	SW8260	11/8/2003	0.13	U	µg/L	0.13
77268	trans-1,4-Dichloro-2-butene	Pump	N	SW8260	11/8/2003	0.14	U	µg/L	0.14
34536	1,2-Dichlorobenzene	Pump	N	SW8260	11/8/2003	0.18	U	µg/L	0.18
34571	1,4-Dichlorobenzene	Pump	N	SW8260	11/8/2003	0.10	U	µg/L	0.10
34496	1,1-Dichloroethane	Pump	N	SW8260	11/8/2003	0.30	U	µg/L	0.30
34531	1,2-Dichloroethane	Pump	N	SW8260	11/8/2003	0.10	U	µg/L	0.10
34501	1,1-Dichloroethene	Pump	N	SW8260	11/8/2003	0.10	U	µg/L	0.10
77093	cis-1,2-Dichloroethene	Pump	N	SW8260	11/8/2003	0.15	U	µg/L	0.15
34546	trans-1,2-Dichloroethene	Pump	N	SW8260	11/8/2003	0.17	U	µg/L	0.17
34541	1,2-Dichloropropane	Pump	N	SW8260	11/8/2003	0.12	U	µg/L	0.12
34704	cis-1,3-Dichloropropene	Pump	N	SW8260	11/8/2003	0.070	U	µg/L	0.070
34699	trans-1,3-Dichloropropene	Pump	N	SW8260	11/8/2003	0.11	U	µg/L	0.11

Data Qualifier Code Key:

*	Value exceeds Maximum Contaminant Level	I	Analyte detected below quantitation limits
S	Spike Recovery outside accepted recovery limits	U	Not Detected Above the MDL

Tomoka Semiannual GW
PARAMETER MONITORING REPORT
Ground Water (Rule 62-520.400,.420, .460)
Surface Water (Rule 62-302.500, .510, .503)
Leachate (Rule 62-701.510)
LAB Submission Number: F03100721
Sample Number: F03100721-003

Facility WACS:	64-00027540	**Sample Date/Time:**	10/30/2003 2:07:00 PM
Well/Sampling Point WACS:	15403	**Report Period:**	Tomoka October 03
Well/Sampling Point Name:	B-5B	**Well Purged:**	YES
Classification of Groundwater:	G-II	**Well Type:**	Compliance
Ground Water Elevation: (NGVD):	28.46		

Storet Code	Parameter Monitored	Sampling Method	Filtered Y/N	Analysis Method	Analysis Date	Analysis Result	Q	Units	Detection Limits
34371	Ethylbenzene	Pump	N	SW8260	11/8/2003	0.12	U	µg/L	0.12
77103	2-Hexanone	Pump	N	SW8260	11/8/2003	0.26	U	µg/L	0.26
77424	Iodomethane	Pump	N	SW8260	11/8/2003	0.38	U	µg/L	0.38
81596	4-Methyl-2-pentanone	Pump	N	SW8260	11/8/2003	0.21	U	µg/L	0.21
34423	Methylene chloride	Pump	N	SW8260	11/8/2003	0.26	U	µg/L	0.26
77128	Styrene	Pump	N	SW8260	11/8/2003	0.17	U	µg/L	0.17
77562	1,1,1,2-Tetrachloroethane	Pump	N	SW8260	11/8/2003	0.15	U	µg/L	0.15
34516	1,1,2,2-Tetrachloroethane	Pump	N	SW8260	11/8/2003	0.11	U	µg/L	0.11
34475	Tetrachloroethene	Pump	N	SW8260	11/8/2003	0.11	U	µg/L	0.11
34010	Toluene	Pump	N	SW8260	11/8/2003	0.10	U	µg/L	0.10
34506	1,1,1-Trichloroethane	Pump	N	SW8260	11/8/2003	0.24	U	µg/L	0.24
34511	1,1,2-Trichloroethane	Pump	N	SW8260	11/8/2003	0.13	U	µg/L	0.13
39180	Trichloroethene	Pump	N	SW8260	11/8/2003	0.15	U	µg/L	0.15
34488	Trichlorofluoromethane	Pump	N	SW8260	11/8/2003	0.32	U	µg/L	0.32
77443	1,2,3-Trichloropropane	Pump	N	SW8260	11/8/2003	0.30	U	µg/L	0.30
77057	Vinyl acetate	Pump	N	SW8260	11/8/2003	0.15	U	µg/L	0.15
39175	Vinyl chloride	Pump	N	SW8260	11/8/2003	0.14	U	µg/L	0.14
34020	Xylenes, Total	Pump	N	SW8260	11/8/2003	0.29	U	µg/L	0.29

Data Qualifier Code Key:

*	Value exceeds Maximum Contaminant Level	I	Analyte detected below quantitation limits
S	Spike Recovery outside accepted recovery limits	U	Not Detected Above the MDL

Tomoka Semiannual GW
PARAMETER MONITORING REPORT
Ground Water (Rule 62-520.400,.420, .460)
Surface Water (Rule 62-302.500, .510, .503)
Leachate (Rule 62-701.510)
LAB Submission Number: F03100721
Sample Number: F03100721-004

Facility WACS:	64-00027540	**Sample Date/Time:**	10/28/2003 1:26:00 PM
Well/Sampling Point WACS:	15642	**Report Period:**	Tomoka October 03
Well/Sampling Point Name:	B-8-1	**Well Purged:**	YES
Classification of Groundwater:	G-II	**Well Type:**	Intermediate
Ground Water Elevation: (NGVD):	20.92		

Storet Code	Parameter Monitored	Sampling Method	Filtered Y/N	Analysis Method	Analysis Date	Analysis Result	Q	Units	Detection Limits
	FIELD								
	Conductivity	Pump	N	FLD	10/28/2003	511		umhos/c	
	Depth To Water	Pump	N	FLD	10/28/2003	12.10			
	Dissolved Oxygen	Pump	N	FLD	10/28/2003	1.08		mg/L	
	pH	Pump	N	FLD	10/28/2003	6.52		S.U.	
	Reference Elevation	Pump	N	FLD	10/28/2003	33.02			
	Temperature	Pump	N	FLD	10/28/2003	25.6		deg C	
	Turbidity	Pump	N	FLD	10/28/2003	0.50		NTU	
	INORGANICS								
70300	Solids, Total Dissolved	Pump	N	E160.1	10/29/2003	290		mg/L	1.2
00940	Chloride	Pump	N	E300.0	10/29/2003	28		mg/L	0.10
00620	Nitrogen, Nitrate	Pump	N	E300.0	10/29/2003	0.016	U	mg/L	0.016
00945	Sulfate	Pump	N	E300.0	10/29/2003	21		mg/L	0.058
00610	Nitrogen, Ammonia (As N)	Pump	N	E350.1	10/29/2003	2.9		mg/L	0.0040
	METALS								
01002	Arsenic	Pump	N	SW6010	10/30/2003	2.0	U	µg/L	2.0
01007	Barium	Pump	N	SW6010	10/30/2003	20		µg/L	0.074
01012	Beryllium	Pump	N	SW6010	10/30/2003	0.12	U	µg/L	0.12
01027	Cadmium	Pump	N	SW6010	10/30/2003	0.24	U	µg/L	0.24
01034	Chromium	Pump	N	SW6010	10/30/2003	0.60	U	µg/L	0.60
01037	Cobalt	Pump	N	SW6010	10/30/2003	1.5	U	µg/L	1.5
01042	Copper	Pump	N	SW6010	10/30/2003	1.1	I	µg/L	0.58
01045	Iron	Pump	N	SW6010	10/30/2003	37	I	µg/L	13
01051	Lead	Pump	N	SW6010	10/30/2003	1.8	U	µg/L	1.8
01067	Nickel	Pump	N	SW6010	10/30/2003	2.2	I	µg/L	2.0
01147	Selenium	Pump	N	SW6010	10/30/2003	4.0	U	µg/L	4.0
01077	Silver	Pump	N	SW6010	10/30/2003	1.4	U	µg/L	1.4
00929	Sodium	Pump	N	SW6010	10/30/2003	27000		µg/L	230
01087	Vanadium	Pump	N	SW6010	10/30/2003	0.40	U	µg/L	0.40
01092	Zinc	Pump	N	SW6010	10/30/2003	2.3	I	µg/L	2.3
01097	Antimony	Pump	N	SW7041	11/4/2003	0.35	U	µg/L	0.35

Data Qualifier Code Key:

*	Value exceeds Maximum Contaminant Level	I	Analyte detected below quantitation limits
S	Spike Recovery outside accepted recovery limits	U	Not Detected Above the MDL

Tomoka Semiannual GW
PARAMETER MONITORING REPORT
Ground Water (Rule 62-520.400,.420, .460)
Surface Water (Rule 62-302.500, .510, .503)
Leachate (Rule 62-701.510)
LAB Submission Number: F03100721
Sample Number: F03100721-004

Facility WACS:	64-00027540	**Sample Date/Time:**	10/28/2003 1:26:00 PM
Well/Sampling Point WACS:	15642	**Report Period:**	Tomoka October 03
Well/Sampling Point Name:	B-8-1	**Well Purged:**	YES
Classification of Groundwater:	G-II	**Well Type:**	Intermediate
Ground Water Elevation: (NGVD):	20.92		

Storet Code	Parameter Monitored	Sampling Method	Filtered Y/N	Analysis Method	Analysis Date	Analysis Result	Q	Units	Detection Limits
71900	Mercury	Pump	N	SW7470	11/4/2003	0.046	I	µg/L	0.036
01059	Thallium	Pump	N	SW7841	11/7/2003	0.25	U	µg/L	0.25
	ORGANICS								
49146	1,2-Dibromo-3-chloropropane	Pump	N	SW8011	10/31/2003	0.0041	U	µg/L	0.0041
77651	Ethylene Dibromide	Pump	N	SW8011	10/31/2003	0.0038	U	µg/L	0.0038
81552	Acetone	Pump	N	SW8260	11/8/2003	0.91	U	µg/L	0.91
34215	Acrylonitrile	Pump	N	SW8260	11/8/2003	0.93	U	µg/L	0.93
34030	Benzene	Pump	N	SW8260	11/8/2003	0.31	U	µg/L	0.31
73085	Bromochloromethane	Pump	N	SW8260	11/8/2003	0.22	U	µg/L	0.22
32101	Bromodichloromethane	Pump	N	SW8260	11/8/2003	0.10	U	µg/L	0.10
32104	Bromoform	Pump	N	SW8260	11/8/2003	0.11	U	µg/L	0.11
34413	Bromomethane	Pump	N	SW8260	11/8/2003	0.12	U	µg/L	0.12
81595	2-Butanone	Pump	N	SW8260	11/8/2003	0.29	U	µg/L	0.29
77041	Carbon disulfide	Pump	N	SW8260	11/8/2003	0.25	U	µg/L	0.25
32102	Carbon tetrachloride	Pump	N	SW8260	11/8/2003	0.25	U	µg/L	0.25
34301	Chlorobenzene	Pump	N	SW8260	11/8/2003	0.10	U	µg/L	0.10
34311	Chloroethane	Pump	N	SW8260	11/8/2003	0.16	U	µg/L	0.16
32106	Chloroform	Pump	N	SW8260	11/8/2003	0.28	U	µg/L	0.28
34418	Chloromethane	Pump	N	SW8260	11/8/2003	0.31	U	µg/L	0.31
32105	Dibromochloromethane	Pump	N	SW8260	11/8/2003	0.16	U	µg/L	0.16
77596	Dibromomethane	Pump	N	SW8260	11/8/2003	0.13	U	µg/L	0.13
77268	trans-1,4-Dichloro-2-butene	Pump	N	SW8260	11/8/2003	0.14	U	µg/L	0.14
34536	1,2-Dichlorobenzene	Pump	N	SW8260	11/8/2003	0.18	U	µg/L	0.18
34571	1,4-Dichlorobenzene	Pump	N	SW8260	11/8/2003	0.10	U	µg/L	0.10
34496	1,1-Dichloroethane	Pump	N	SW8260	11/8/2003	0.30	U	µg/L	0.30
34531	1,2-Dichloroethane	Pump	N	SW8260	11/8/2003	0.10	U	µg/L	0.10
34501	1,1-Dichloroethene	Pump	N	SW8260	11/8/2003	0.10	U	µg/L	0.10
77093	cis-1,2-Dichloroethene	Pump	N	SW8260	11/8/2003	0.15	U	µg/L	0.15
34546	trans-1,2-Dichloroethene	Pump	N	SW8260	11/8/2003	0.17	U	µg/L	0.17
34541	1,2-Dichloropropane	Pump	N	SW8260	11/8/2003	0.12	U	µg/L	0.12
34704	cis-1,3-Dichloropropene	Pump	N	SW8260	11/8/2003	0.070	U	µg/L	0.070
34699	trans-1,3-Dichloropropene	Pump	N	SW8260	11/8/2003	0.11	U	µg/L	0.11

Data Qualifier Code Key:

*	Value exceeds Maximum Contaminant Level	I	Analyte detected below quantitation limits
S	Spike Recovery outside accepted recovery limits	U	Not Detected Above the MDL

Tomoka Semiannual GW
PARAMETER MONITORING REPORT
Ground Water (Rule 62-520.400,.420, .460)
Surface Water (Rule 62-302.500, .510, .503)
Leachate (Rule 62-701.510)
LAB Submission Number: F03100721
Sample Number: F03100721-004

Facility WACS:	64-00027540	**Sample Date/Time:**	10/28/2003 1:26:00 PM
Well/Sampling Point WACS:	15642	**Report Period:**	Tomoka October 03
Well/Sampling Point Name:	B-8-1	**Well Purged:**	YES
Classification of Groundwater:	G-II	**Well Type:**	Intermediate
Ground Water Elevation: (NGVD):	20.92		

Storet Code	Parameter Monitored	Sampling Method	Filtered Y/N	Analysis Method	Analysis Date	Analysis Result	Q	Units	Detection Limits
34371	Ethylbenzene	Pump	N	SW8260	11/8/2003	0.12	U	µg/L	0.12
77103	2-Hexanone	Pump	N	SW8260	11/8/2003	0.26	U	µg/L	0.26
77424	Iodomethane	Pump	N	SW8260	11/8/2003	0.38	U	µg/L	0.38
81596	4-Methyl-2-pentanone	Pump	N	SW8260	11/8/2003	0.21	U	µg/L	0.21
34423	Methylene chloride	Pump	N	SW8260	11/8/2003	0.26	U	µg/L	0.26
77128	Styrene	Pump	N	SW8260	11/8/2003	0.17	U	µg/L	0.17
77562	1,1,1,2-Tetrachloroethane	Pump	N	SW8260	11/8/2003	0.15	U	µg/L	0.15
34516	1,1,2,2-Tetrachloroethane	Pump	N	SW8260	11/8/2003	0.11	U	µg/L	0.11
34475	Tetrachloroethene	Pump	N	SW8260	11/8/2003	0.11	U	µg/L	0.11
34010	Toluene	Pump	N	SW8260	11/8/2003	0.10	U	µg/L	0.10
34506	1,1,1-Trichloroethane	Pump	N	SW8260	11/8/2003	0.24	U	µg/L	0.24
34511	1,1,2-Trichloroethane	Pump	N	SW8260	11/8/2003	0.13	U	µg/L	0.13
39180	Trichloroethene	Pump	N	SW8260	11/8/2003	0.15	U	µg/L	0.15
34488	Trichlorofluoromethane	Pump	N	SW8260	11/8/2003	0.32	U	µg/L	0.32
77443	1,2,3-Trichloropropane	Pump	N	SW8260	11/8/2003	0.30	U	µg/L	0.30
77057	Vinyl acetate	Pump	N	SW8260	11/8/2003	0.15	U	µg/L	0.15
39175	Vinyl chloride	Pump	N	SW8260	11/8/2003	0.14	U	µg/L	0.14
34020	Xylenes, Total	Pump	N	SW8260	11/8/2003	0.29	U	µg/L	0.29

Data Qualifier Code Key:

*	Value exceeds Maximum Contaminant Level	I	Analyte detected below quantitation limits
S	Spike Recovery outside accepted recovery limits	U	Not Detected Above the MDL

Tomoka Semiannual GW
PARAMETER MONITORING REPORT
Ground Water (Rule 62-520.400,.420, .460)
Surface Water (Rule 62-302.500, .510, .503)
Leachate (Rule 62-701.510)
LAB Submission Number: F03100721
Sample Number: F03100721-005

Facility WACS:	64-00027540	**Sample Date/Time:**	10/28/2003 1:21:00 PM
Well/Sampling Point WACS:	15790	**Report Period:**	Tomoka October 03
Well/Sampling Point Name:	B-8-2	**Well Purged:**	YES
Classification of Groundwater:	G-II	**Well Type:**	Intermediate
Ground Water Elevation: (NGVD):	26.44		

Storet Code	Parameter Monitored	Sampling Method	Filtered Y/N	Analysis Method	Analysis Date	Analysis Result	Q	Units	Detection Limits
	FIELD								
	Conductivity	Pump	N	FLD	10/28/2003	457		umhos/c	
	Depth To Water	Pump	N	FLD	10/28/2003	6.86			
	Dissolved Oxygen	Pump	N	FLD	10/28/2003	0.65		mg/L	
	pH	Pump	N	FLD	10/28/2003	5.86		S.U.	
	Reference Elevation	Pump	N	FLD	10/28/2003	33.30			
	Temperature	Pump	N	FLD	10/28/2003	25.1		deg C	
	Turbidity	Pump	N	FLD	10/28/2003	2.7		NTU	
	INORGANICS								
70300	Solids, Total Dissolved	Pump	N	E160.1	10/29/2003	310		mg/L	1.2
00940	Chloride	Pump	N	E300.0	10/29/2003	14		mg/L	0.10
00620	Nitrogen, Nitrate	Pump	N	E300.0	10/29/2003	0.016	U	mg/L	0.016
00945	Sulfate	Pump	N	E300.0	10/29/2003	120		mg/L	0.058
00610	Nitrogen, Ammonia (As N)	Pump	N	E350.1	10/29/2003	0.18		mg/L	0.0040
	METALS								
01002	Arsenic	Pump	N	SW6010	10/30/2003	2.0	U	µg/L	2.0
01007	Barium	Pump	N	SW6010	10/30/2003	46		µg/L	0.074
01012	Beryllium	Pump	N	SW6010	10/30/2003	0.12	U	µg/L	0.12
01027	Cadmium	Pump	N	SW6010	10/30/2003	0.24	U	µg/L	0.24
01034	Chromium	Pump	N	SW6010	10/30/2003	1.0	I	µg/L	0.60
01037	Cobalt	Pump	N	SW6010	10/30/2003	1.5	U	µg/L	1.5
01042	Copper	Pump	N	SW6010	10/30/2003	0.58	U	µg/L	0.58
01045	Iron	Pump	N	SW6010	10/30/2003	10000		µg/L	13
01051	Lead	Pump	N	SW6010	10/30/2003	1.8	U	µg/L	1.8
01067	Nickel	Pump	N	SW6010	10/30/2003	2.0	U	µg/L	2.0
01147	Selenium	Pump	N	SW6010	10/30/2003	4.0	U	µg/L	4.0
01077	Silver	Pump	N	SW6010	10/30/2003	1.4	U	µg/L	1.4
00929	Sodium	Pump	N	SW6010	10/30/2003	22000		µg/L	230
01087	Vanadium	Pump	N	SW6010	10/30/2003	1.4	I	µg/L	0.40
01092	Zinc	Pump	N	SW6010	10/30/2003	4.7	I	µg/L	2.3
01097	Antimony	Pump	N	SW7041	11/4/2003	0.35	U	µg/L	0.35

Data Qualifier Code Key:

*	Value exceeds Maximum Contaminant Level	I	Analyte detected below quantitation limits
S	Spike Recovery outside accepted recovery limits	U	Not Detected Above the MDL

Tomoka Semiannual GW
PARAMETER MONITORING REPORT
Ground Water (Rule 62-520.400,.420, .460)
Surface Water (Rule 62-302.500, .510, .503)
Leachate (Rule 62-701.510)
LAB Submission Number: F03100721
Sample Number: F03100721-005

Facility WACS:	64-00027540	**Sample Date/Time:**	10/28/2003 1:21:00 PM
Well/Sampling Point WACS:	15790	**Report Period:**	Tomoka October 03
Well/Sampling Point Name:	B-8-2	**Well Purged:**	YES
Classification of Groundwater:	G-II	**Well Type:**	Intermediate
Ground Water Elevation: (NGVD):	26.44		

Storet Code	Parameter Monitored	Sampling Method	Filtered Y/N	Analysis Method	Analysis Date	Analysis Result	Q	Units	Detection Limits
71900	Mercury	Pump	N	SW7470	11/4/2003	0.051	I	µg/L	0.036
01059	Thallium	Pump	N	SW7841	11/7/2003	0.25	U	µg/L	0.25
	ORGANICS								
49146	1,2-Dibromo-3-chloropropane	Pump	N	SW8011	10/31/2003	0.0041	U	µg/L	0.0041
77651	Ethylene Dibromide	Pump	N	SW8011	10/31/2003	0.0038	U	µg/L	0.0038
81552	Acetone	Pump	N	SW8260	11/8/2003	0.91	U	µg/L	0.91
34215	Acrylonitrile	Pump	N	SW8260	11/8/2003	0.93	U	µg/L	0.93
34030	Benzene	Pump	N	SW8260	11/8/2003	0.31	U	µg/L	0.31
73085	Bromochloromethane	Pump	N	SW8260	11/8/2003	0.22	U	µg/L	0.22
32101	Bromodichloromethane	Pump	N	SW8260	11/8/2003	0.10	U	µg/L	0.10
32104	Bromoform	Pump	N	SW8260	11/8/2003	0.11	U	µg/L	0.11
34413	Bromomethane	Pump	N	SW8260	11/8/2003	0.12	U	µg/L	0.12
81595	2-Butanone	Pump	N	SW8260	11/8/2003	0.29	U	µg/L	0.29
77041	Carbon disulfide	Pump	N	SW8260	11/8/2003	0.25	U	µg/L	0.25
32102	Carbon tetrachloride	Pump	N	SW8260	11/8/2003	0.25	U	µg/L	0.25
34301	Chlorobenzene	Pump	N	SW8260	11/8/2003	0.10	U	µg/L	0.10
34311	Chloroethane	Pump	N	SW8260	11/8/2003	0.16	U	µg/L	0.16
32106	Chloroform	Pump	N	SW8260	11/8/2003	0.28	U	µg/L	0.28
34418	Chloromethane	Pump	N	SW8260	11/8/2003	0.31	U	µg/L	0.31
32105	Dibromochloromethane	Pump	N	SW8260	11/8/2003	0.16	U	µg/L	0.16
77596	Dibromomethane	Pump	N	SW8260	11/8/2003	0.13	U	µg/L	0.13
77268	trans-1,4-Dichloro-2-butene	Pump	N	SW8260	11/8/2003	0.14	U	µg/L	0.14
34536	1,2-Dichlorobenzene	Pump	N	SW8260	11/8/2003	0.18	U	µg/L	0.18
34571	1,4-Dichlorobenzene	Pump	N	SW8260	11/8/2003	0.10	U	µg/L	0.10
34496	1,1-Dichloroethane	Pump	N	SW8260	11/8/2003	0.30	U	µg/L	0.30
34531	1,2-Dichloroethane	Pump	N	SW8260	11/8/2003	0.10	U	µg/L	0.10
34501	1,1-Dichloroethene	Pump	N	SW8260	11/8/2003	0.10	U	µg/L	0.10
77093	cis-1,2-Dichloroethene	Pump	N	SW8260	11/8/2003	0.15	U	µg/L	0.15
34546	trans-1,2-Dichloroethene	Pump	N	SW8260	11/8/2003	0.17	U	µg/L	0.17
34541	1,2-Dichloropropane	Pump	N	SW8260	11/8/2003	0.12	U	µg/L	0.12
34704	cis-1,3-Dichloropropene	Pump	N	SW8260	11/8/2003	0.070	U	µg/L	0.070
34699	trans-1,3-Dichloropropene	Pump	N	SW8260	11/8/2003	0.11	U	µg/L	0.11

Data Qualifier Code Key:

*	Value exceeds Maximum Contaminant Level	I	Analyte detected below quantitation limits
S	Spike Recovery outside accepted recovery limits	U	Not Detected Above the MDL

Tomoka Semiannual GW

PARAMETER MONITORING REPORT

Ground Water (Rule 62-520.400,.420, .460)

Surface Water (Rule 62-302.500, .510, .503)

Leachate (Rule 62-701.510)

LAB Submission Number: F03100721

Sample Number: F03100721-005

Facility WACS:	64-00027540	**Sample Date/Time:**	10/28/2003 1:21:00 PM
Well/Sampling Point WACS:	15790	**Report Period:**	Tomoka October 03
Well/Sampling Point Name:	B-8-2	**Well Purged:**	YES
Classification of Groundwater:	G-II	**Well Type:**	Intermediate
Ground Water Elevation: (NGVD):	26.44		

Storet Code	Parameter Monitored	Sampling Method	Filtered Y/N	Analysis Method	Analysis Date	Analysis Result	Q	Units	Detection Limits
34371	Ethylbenzene	Pump	N	SW8260	11/8/2003	0.12	U	µg/L	0.12
77103	2-Hexanone	Pump	N	SW8260	11/8/2003	0.26	U	µg/L	0.26
77424	Iodomethane	Pump	N	SW8260	11/8/2003	0.38	U	µg/L	0.38
81596	4-Methyl-2-pentanone	Pump	N	SW8260	11/8/2003	0.21	U	µg/L	0.21
34423	Methylene chloride	Pump	N	SW8260	11/8/2003	0.26	U	µg/L	0.26
77128	Styrene	Pump	N	SW8260	11/8/2003	0.17	U	µg/L	0.17
77562	1,1,1,2-Tetrachloroethane	Pump	N	SW8260	11/8/2003	0.15	U	µg/L	0.15
34516	1,1,2,2-Tetrachloroethane	Pump	N	SW8260	11/8/2003	0.11	U	µg/L	0.11
34475	Tetrachloroethene	Pump	N	SW8260	11/8/2003	0.11	U	µg/L	0.11
34010	Toluene	Pump	N	SW8260	11/8/2003	0.10	U	µg/L	0.10
34506	1,1,1-Trichloroethane	Pump	N	SW8260	11/8/2003	0.24	U	µg/L	0.24
34511	1,1,2-Trichloroethane	Pump	N	SW8260	11/8/2003	0.13	U	µg/L	0.13
39180	Trichloroethene	Pump	N	SW8260	11/8/2003	0.15	U	µg/L	0.15
34488	Trichlorofluoromethane	Pump	N	SW8260	11/8/2003	0.32	U	µg/L	0.32
77443	1,2,3-Trichloropropane	Pump	N	SW8260	11/8/2003	0.30	U	µg/L	0.30
77057	Vinyl acetate	Pump	N	SW8260	11/8/2003	0.15	U	µg/L	0.15
39175	Vinyl chloride	Pump	N	SW8260	11/8/2003	0.14	U	µg/L	0.14
34020	Xylenes, Total	Pump	N	SW8260	11/8/2003	0.29	U	µg/L	0.29

Data Qualifier Code Key:

*	Value exceeds Maximum Contaminant Level	I	Analyte detected below quantitation limits
S	Spike Recovery outside accepted recovery limits	U	Not Detected Above the MDL

Tomoka Semiannual GW
PARAMETER MONITORING REPORT
Ground Water (Rule 62-520.400,.420, .460)
Surface Water (Rule 62-302.500, .510, .503)
Leachate (Rule 62-701.510)
LAB Submission Number: F03100721
Sample Number: F03100721-006

Facility WACS:	64-00027540	**Sample Date/Time:**	10/29/2003 1:18:00 PM
Well/Sampling Point WACS:	15679	**Report Period:**	Tomoka October 03
Well/Sampling Point Name:	B-11	**Well Purged:**	YES
Classification of Groundwater:	G-II	**Well Type:**	Background
Ground Water Elevation: (NGVD):	26.01		

Storet Code	Parameter Monitored	Sampling Method	Filtered Y/N	Analysis Method	Analysis Date	Analysis Result	Q	Units	Detection Limits
	FIELD								
	Conductivity	Pump	N	FLD	10/29/2003	200		umhos/c	
	Depth To Water	Pump	N	FLD	10/29/2003	4.62			
	Dissolved Oxygen	Pump	N	FLD	10/29/2003	0.55		mg/L	
	pH	Pump	N	FLD	10/29/2003	5.28		S.U.	
	Reference Elevation	Pump	N	FLD	10/29/2003	30.63			
	Temperature	Pump	N	FLD	10/29/2003	25.0		deg C	
	Turbidity	Pump	N	FLD	10/29/2003	0.90		NTU	
	INORGANICS								
70300	Solids, Total Dissolved	Pump	N	E160.1	10/30/2003	140		mg/L	1.2
00940	Chloride	Pump	N	E300.0	10/30/2003	6.3		mg/L	0.10
00620	Nitrogen, Nitrate	Pump	N	E300.0	10/30/2003	0.016	U	mg/L	0.016
00945	Sulfate	Pump	N	E300.0	10/30/2003	25		mg/L	0.058
00610	Nitrogen, Ammonia (As N)	Pump	N	E350.1	11/5/2003	0.48		mg/L	0.0040
	METALS								
01002	Arsenic	Pump	N	SW6010	10/31/2003	2.0	U	µg/L	2.0
01007	Barium	Pump	N	SW6010	10/31/2003	49		µg/L	0.074
01012	Beryllium	Pump	N	SW6010	10/31/2003	0.22	I	µg/L	0.12
01027	Cadmium	Pump	N	SW6010	10/31/2003	0.24	U	µg/L	0.24
01034	Chromium	Pump	N	SW6010	10/31/2003	2.6	I	µg/L	0.60
01037	Cobalt	Pump	N	SW6010	10/31/2003	1.5	U	µg/L	1.5
01042	Copper	Pump	N	SW6010	10/31/2003	1.1	I	µg/L	0.58
01045	Iron	Pump	N	SW6010	10/31/2003	3100		µg/L	13
01051	Lead	Pump	N	SW6010	10/31/2003	1.8	U	µg/L	1.8
01067	Nickel	Pump	N	SW6010	10/31/2003	2.0	U	µg/L	2.0
01147	Selenium	Pump	N	SW6010	10/31/2003	4.0	U	µg/L	4.0
01077	Silver	Pump	N	SW6010	10/31/2003	1.4	U	µg/L	1.4
00929	Sodium	Pump	N	SW6010	10/31/2003	8400		µg/L	230
01087	Vanadium	Pump	N	SW6010	10/31/2003	14		µg/L	0.40
01092	Zinc	Pump	N	SW6010	10/31/2003	2.3	U	µg/L	2.3
01097	Antimony	Pump	N	SW7041	11/10/2003	0.35	U	µg/L	0.35

Data Qualifier Code Key:

*	Value exceeds Maximum Contaminant Level	I	Analyte detected below quantitation limits
S	Spike Recovery outside accepted recovery limits	U	Not Detected Above the MDL

Tomoka Semiannual GW
PARAMETER MONITORING REPORT
Ground Water (Rule 62-520.400,.420, .460)
Surface Water (Rule 62-302.500, .510, .503)
Leachate (Rule 62-701.510)
LAB Submission Number: F03100721
Sample Number: F03100721-006

Facility WACS:	64-00027540	**Sample Date/Time:**	10/29/2003 1:18:00 PM
Well/Sampling Point WACS:	15679	**Report Period:**	Tomoka October 03
Well/Sampling Point Name:	B-11	**Well Purged:**	YES
Classification of Groundwater:	G-II	**Well Type:**	Background
Ground Water Elevation: (NGVD):	26.01		

Storet Code	Parameter Monitored	Sampling Method	Filtered Y/N	Analysis Method	Analysis Date	Analysis Result	Q	Units	Detection Limits
71900	Mercury	Pump	N	SW7470	11/4/2003	0.047	I	µg/L	0.036
01059	Thallium	Pump	N	SW7841	11/10/2003	0.30	I	µg/L	0.25
	ORGANICS								
49146	1,2-Dibromo-3-chloropropane	Pump	N	SW8011	11/4/2003	0.0041	U	µg/L	0.0041
77651	Ethylene Dibromide	Pump	N	SW8011	11/4/2003	0.0038	U	µg/L	0.0038
81552	Acetone	Pump	N	SW8260	11/8/2003	0.91	U	µg/L	0.91
34215	Acrylonitrile	Pump	N	SW8260	11/8/2003	0.93	U	µg/L	0.93
34030	Benzene	Pump	N	SW8260	11/8/2003	0.31	U	µg/L	0.31
73085	Bromochloromethane	Pump	N	SW8260	11/8/2003	0.22	U	µg/L	0.22
32101	Bromodichloromethane	Pump	N	SW8260	11/8/2003	0.10	U	µg/L	0.10
32104	Bromoform	Pump	N	SW8260	11/8/2003	0.11	U	µg/L	0.11
34413	Bromomethane	Pump	N	SW8260	11/8/2003	0.12	U	µg/L	0.12
81595	2-Butanone	Pump	N	SW8260	11/8/2003	0.29	U	µg/L	0.29
77041	Carbon disulfide	Pump	N	SW8260	11/8/2003	0.25	U	µg/L	0.25
32102	Carbon tetrachloride	Pump	N	SW8260	11/8/2003	0.25	U	µg/L	0.25
34301	Chlorobenzene	Pump	N	SW8260	11/8/2003	0.10	U	µg/L	0.10
34311	Chloroethane	Pump	N	SW8260	11/8/2003	0.16	U	µg/L	0.16
32106	Chloroform	Pump	N	SW8260	11/8/2003	0.28	U	µg/L	0.28
34418	Chloromethane	Pump	N	SW8260	11/8/2003	0.31	U	µg/L	0.31
32105	Dibromochloromethane	Pump	N	SW8260	11/8/2003	0.16	U	µg/L	0.16
77596	Dibromomethane	Pump	N	SW8260	11/8/2003	0.13	U	µg/L	0.13
77268	trans-1,4-Dichloro-2-butene	Pump	N	SW8260	11/8/2003	0.14	U	µg/L	0.14
34536	1,2-Dichlorobenzene	Pump	N	SW8260	11/8/2003	0.18	U	µg/L	0.18
34571	1,4-Dichlorobenzene	Pump	N	SW8260	11/8/2003	0.10	U	µg/L	0.10
34496	1,1-Dichloroethane	Pump	N	SW8260	11/8/2003	0.30	U	µg/L	0.30
34531	1,2-Dichloroethane	Pump	N	SW8260	11/8/2003	0.10	U	µg/L	0.10
34501	1,1-Dichloroethene	Pump	N	SW8260	11/8/2003	0.10	U	µg/L	0.10
77093	cis-1,2-Dichloroethene	Pump	N	SW8260	11/8/2003	0.15	U	µg/L	0.15
34546	trans-1,2-Dichloroethene	Pump	N	SW8260	11/8/2003	0.17	U	µg/L	0.17
34541	1,2-Dichloropropane	Pump	N	SW8260	11/8/2003	0.12	U	µg/L	0.12
34704	cis-1,3-Dichloropropene	Pump	N	SW8260	11/8/2003	0.070	U	µg/L	0.070
34699	trans-1,3-Dichloropropene	Pump	N	SW8260	11/8/2003	0.11	U	µg/L	0.11

Data Qualifier Code Key:

*	Value exceeds Maximum Contaminant Level	I	Analyte detected below quantitation limits
S	Spike Recovery outside accepted recovery limits	U	Not Detected Above the MDL

Tomoka Semiannual GW
PARAMETER MONITORING REPORT
Ground Water (Rule 62-520.400,.420, .460)
Surface Water (Rule 62-302.500, .510, .503)
Leachate (Rule 62-701.510)
LAB Submission Number: F03100721
Sample Number: F03100721-006

Facility WACS:	64-00027540	**Sample Date/Time:**	10/29/2003 1:18:00 PM
Well/Sampling Point WACS:	15679	**Report Period:**	Tomoka October 03
Well/Sampling Point Name:	B-11	**Well Purged:**	YES
Classification of Groundwater:	G-II	**Well Type:**	Background
Ground Water Elevation: (NGVD):	26.01		

Storet Code	Parameter Monitored	Sampling Method	Filtered Y/N	Analysis Method	Analysis Date	Analysis Result	Q	Units	Detection Limits
34371	Ethylbenzene	Pump	N	SW8260	11/8/2003	0.12	U	µg/L	0.12
77103	2-Hexanone	Pump	N	SW8260	11/8/2003	0.26	U	µg/L	0.26
77424	Iodomethane	Pump	N	SW8260	11/8/2003	0.38	U	µg/L	0.38
81596	4-Methyl-2-pentanone	Pump	N	SW8260	11/8/2003	0.21	U	µg/L	0.21
34423	Methylene chloride	Pump	N	SW8260	11/8/2003	0.26	U	µg/L	0.26
77128	Styrene	Pump	N	SW8260	11/8/2003	0.17	U	µg/L	0.17
77562	1,1,1,2-Tetrachloroethane	Pump	N	SW8260	11/8/2003	0.15	U	µg/L	0.15
34516	1,1,2,2-Tetrachloroethane	Pump	N	SW8260	11/8/2003	0.11	U	µg/L	0.11
34475	Tetrachloroethene	Pump	N	SW8260	11/8/2003	0.11	U	µg/L	0.11
34010	Toluene	Pump	N	SW8260	11/8/2003	0.10	U	µg/L	0.10
34506	1,1,1-Trichloroethane	Pump	N	SW8260	11/8/2003	0.24	U	µg/L	0.24
34511	1,1,2-Trichloroethane	Pump	N	SW8260	11/8/2003	0.13	U	µg/L	0.13
39180	Trichloroethene	Pump	N	SW8260	11/8/2003	0.15	U	µg/L	0.15
34488	Trichlorofluoromethane	Pump	N	SW8260	11/8/2003	0.32	U	µg/L	0.32
77443	1,2,3-Trichloropropane	Pump	N	SW8260	11/8/2003	0.30	U	µg/L	0.30
77057	Vinyl acetate	Pump	N	SW8260	11/8/2003	0.15	U	µg/L	0.15
39175	Vinyl chloride	Pump	N	SW8260	11/8/2003	0.14	U	µg/L	0.14
34020	Xylenes, Total	Pump	N	SW8260	11/8/2003	0.29	U	µg/L	0.29

Data Qualifier Code Key:

*	Value exceeds Maximum Contaminant Level	I	Analyte detected below quantitation limits
S	Spike Recovery outside accepted recovery limits	U	Not Detected Above the MDL

Tomoka Semiannual GW
PARAMETER MONITORING REPORT
Ground Water (Rule 62-520.400,.420, .460)
Surface Water (Rule 62-302.500, .510, .503)
Leachate (Rule 62-701.510)
LAB Submission Number: F03100721
Sample Number: F03100721-007

Facility WACS:	64-00027540	**Sample Date/Time:**	10/30/2003 11:33:00 AM
Well/Sampling Point WACS:	15791	**Report Period:**	Tomoka October 03
Well/Sampling Point Name:	B-32	**Well Purged:**	YES
Classification of Groundwater:	G-II	**Well Type:**	Background
Ground Water Elevation: (NGVD):	27.8		

Storet Code	Parameter Monitored	Sampling Method	Filtered Y/N	Analysis Method	Analysis Date	Analysis Result	Q	Units	Detection Limits
	FIELD								
	Conductivity	Pump	N	FLD	10/30/2003	364		umhos/c	
	Depth To Water	Pump	N	FLD	10/30/2003	2.71			
	Dissolved Oxygen	Pump	N	FLD	10/30/2003	0.15		mg/L	
	pH	Pump	N	FLD	10/30/2003	6.75		S.U.	
	Reference Elevation	Pump	N	FLD	10/30/2003	30.51			
	Temperature	Pump	N	FLD	10/30/2003	24.0		deg C	
	Turbidity	Pump	N	FLD	10/30/2003	28		NTU	
	INORGANICS								
70300	Solids, Total Dissolved	Pump	N	E160.1	10/31/2003	260		mg/L	1.2
00940	Chloride	Pump	N	E300.0	10/31/2003	16		mg/L	0.10
00620	Nitrogen, Nitrate	Pump	N	E300.0	10/31/2003	0.016	U	mg/L	0.016
00945	Sulfate	Pump	N	E300.0	10/31/2003	3.0		mg/L	0.058
00610	Nitrogen, Ammonia (As N)	Pump	N	E350.1	11/5/2003	0.12		mg/L	0.0040
	METALS								
01002	Arsenic	Pump	N	SW6010	11/3/2003	2.0	U	µg/L	2.0
01007	Barium	Pump	N	SW6010	11/3/2003	26		µg/L	0.074
01012	Beryllium	Pump	N	SW6010	11/3/2003	0.14	I	µg/L	0.12
01027	Cadmium	Pump	N	SW6010	11/3/2003	0.24	U	µg/L	0.24
01034	Chromium	Pump	N	SW6010	11/3/2003	2.4	I	µg/L	0.60
01037	Cobalt	Pump	N	SW6010	11/3/2003	1.5	U	µg/L	1.5
01042	Copper	Pump	N	SW6010	11/3/2003	0.58	U	µg/L	0.58
01045	Iron	Pump	N	SW6010	11/3/2003	3600		µg/L	13
01051	Lead	Pump	N	SW6010	11/3/2003	1.8	U	µg/L	1.8
01067	Nickel	Pump	N	SW6010	11/3/2003	2.3	I	µg/L	2.0
01147	Selenium	Pump	N	SW6010	11/3/2003	4.0	U	µg/L	4.0
01077	Silver	Pump	N	SW6010	11/3/2003	1.4	U	µg/L	1.4
00929	Sodium	Pump	N	SW6010	11/3/2003	23000		µg/L	230
01087	Vanadium	Pump	N	SW6010	11/3/2003	3.2	I	µg/L	0.40
01092	Zinc	Pump	N	SW6010	11/3/2003	4.9	I	µg/L	2.3
01097	Antimony	Pump	N	SW7041	11/10/2003	0.35	U	µg/L	0.35

Data Qualifier Code Key:

*	Value exceeds Maximum Contaminant Level	I	Analyte detected below quantitation limits
S	Spike Recovery outside accepted recovery limits	U	Not Detected Above the MDL

Tomoka Semiannual GW
PARAMETER MONITORING REPORT
Ground Water (Rule 62-520.400,.420, .460)
Surface Water (Rule 62-302.500, .510, .503)
Leachate (Rule 62-701.510)
LAB Submission Number: F03100721
Sample Number: F03100721-007

Facility WACS:	64-00027540	**Sample Date/Time:**	10/30/2003 11:33:00 AM
Well/Sampling Point WACS:	15791	**Report Period:**	Tomoka October 03
Well/Sampling Point Name:	B-32	**Well Purged:**	YES
Classification of Groundwater:	G-II	**Well Type:**	Background
Ground Water Elevation: (NGVD):	27.8		

Storet Code	Parameter Monitored	Sampling Method	Filtered Y/N	Analysis Method	Analysis Date	Analysis Result	Q	Units	Detection Limits
71900	Mercury	Pump	N	SW7470	11/4/2003	0.049	I	µg/L	0.036
01059	Thallium	Pump	N	SW7841	11/10/2003	0.25	U	µg/L	0.25
	ORGANICS								
49146	1,2-Dibromo-3-chloropropane	Pump	N	SW8011	11/4/2003	0.0041	U	µg/L	0.0041
77651	Ethylene Dibromide	Pump	N	SW8011	11/4/2003	0.0038	U	µg/L	0.0038
81552	Acetone	Pump	N	SW8260	11/8/2003	0.91	U	µg/L	0.91
34215	Acrylonitrile	Pump	N	SW8260	11/8/2003	0.93	U	µg/L	0.93
34030	Benzene	Pump	N	SW8260	11/8/2003	0.31	U	µg/L	0.31
73085	Bromochloromethane	Pump	N	SW8260	11/8/2003	0.22	U	µg/L	0.22
32101	Bromodichloromethane	Pump	N	SW8260	11/8/2003	0.10	U	µg/L	0.10
32104	Bromoform	Pump	N	SW8260	11/8/2003	0.11	U	µg/L	0.11
34413	Bromomethane	Pump	N	SW8260	11/8/2003	0.12	U	µg/L	0.12
81595	2-Butanone	Pump	N	SW8260	11/8/2003	0.29	U	µg/L	0.29
77041	Carbon disulfide	Pump	N	SW8260	11/8/2003	0.25	U	µg/L	0.25
32102	Carbon tetrachloride	Pump	N	SW8260	11/8/2003	0.25	U	µg/L	0.25
34301	Chlorobenzene	Pump	N	SW8260	11/8/2003	0.10	U	µg/L	0.10
34311	Chloroethane	Pump	N	SW8260	11/8/2003	0.16	U	µg/L	0.16
32106	Chloroform	Pump	N	SW8260	11/8/2003	0.28	U	µg/L	0.28
34418	Chloromethane	Pump	N	SW8260	11/8/2003	0.31	U	µg/L	0.31
32105	Dibromochloromethane	Pump	N	SW8260	11/8/2003	0.16	U	µg/L	0.16
77596	Dibromomethane	Pump	N	SW8260	11/8/2003	0.13	U	µg/L	0.13
77268	trans-1,4-Dichloro-2-butene	Pump	N	SW8260	11/8/2003	0.14	U	µg/L	0.14
34536	1,2-Dichlorobenzene	Pump	N	SW8260	11/8/2003	0.18	U	µg/L	0.18
34571	1,4-Dichlorobenzene	Pump	N	SW8260	11/8/2003	0.10	U	µg/L	0.10
34496	1,1-Dichloroethane	Pump	N	SW8260	11/8/2003	0.30	U	µg/L	0.30
34531	1,2-Dichloroethane	Pump	N	SW8260	11/8/2003	0.10	U	µg/L	0.10
34501	1,1-Dichloroethene	Pump	N	SW8260	11/8/2003	0.10	U	µg/L	0.10
77093	cis-1,2-Dichloroethene	Pump	N	SW8260	11/8/2003	0.15	U	µg/L	0.15
34546	trans-1,2-Dichloroethene	Pump	N	SW8260	11/8/2003	0.17	U	µg/L	0.17
34541	1,2-Dichloropropane	Pump	N	SW8260	11/8/2003	0.12	U	µg/L	0.12
34704	cis-1,3-Dichloropropene	Pump	N	SW8260	11/8/2003	0.070	U	µg/L	0.070
34699	trans-1,3-Dichloropropene	Pump	N	SW8260	11/8/2003	0.11	U	µg/L	0.11

Data Qualifier Code Key:

*	Value exceeds Maximum Contaminant Level	I	Analyte detected below quantitation limits
S	Spike Recovery outside accepted recovery limits	U	Not Detected Above the MDL

Tomoka Semiannual GW
PARAMETER MONITORING REPORT
Ground Water (Rule 62-520.400,.420, .460)
Surface Water (Rule 62-302.500, .510, .503)
Leachate (Rule 62-701.510)
LAB Submission Number: F03100721
Sample Number: F03100721-007

Facility WACS:	64-00027540	**Sample Date/Time:**	10/30/2003 11:33:00 AM
Well/Sampling Point WACS:	15791	**Report Period:**	Tomoka October 03
Well/Sampling Point Name:	B-32	**Well Purged:**	YES
Classification of Groundwater:	G-II	**Well Type:**	Background
Ground Water Elevation: (NGVD):	27.8		

Storet Code	Parameter Monitored	Sampling Method	Filtered Y/N	Analysis Method	Analysis Date	Analysis Result	Q	Units	Detection Limits
34371	Ethylbenzene	Pump	N	SW8260	11/8/2003	0.12	U	µg/L	0.12
77103	2-Hexanone	Pump	N	SW8260	11/8/2003	0.26	U	µg/L	0.26
77424	Iodomethane	Pump	N	SW8260	11/8/2003	0.38	U	µg/L	0.38
81596	4-Methyl-2-pentanone	Pump	N	SW8260	11/8/2003	0.21	U	µg/L	0.21
34423	Methylene chloride	Pump	N	SW8260	11/8/2003	0.26	U	µg/L	0.26
77128	Styrene	Pump	N	SW8260	11/8/2003	0.17	U	µg/L	0.17
77562	1,1,1,2-Tetrachloroethane	Pump	N	SW8260	11/8/2003	0.15	U	µg/L	0.15
34516	1,1,2,2-Tetrachloroethane	Pump	N	SW8260	11/8/2003	0.11	U	µg/L	0.11
34475	Tetrachloroethene	Pump	N	SW8260	11/8/2003	0.11	U	µg/L	0.11
34010	Toluene	Pump	N	SW8260	11/8/2003	0.10	U	µg/L	0.10
34506	1,1,1-Trichloroethane	Pump	N	SW8260	11/8/2003	0.24	U	µg/L	0.24
34511	1,1,2-Trichloroethane	Pump	N	SW8260	11/8/2003	0.13	U	µg/L	0.13
39180	Trichloroethene	Pump	N	SW8260	11/8/2003	0.15	U	µg/L	0.15
34488	Trichlorofluoromethane	Pump	N	SW8260	11/8/2003	0.32	U	µg/L	0.32
77443	1,2,3-Trichloropropane	Pump	N	SW8260	11/8/2003	0.30	U	µg/L	0.30
77057	Vinyl acetate	Pump	N	SW8260	11/8/2003	0.15	U	µg/L	0.15
39175	Vinyl chloride	Pump	N	SW8260	11/8/2003	0.14	U	µg/L	0.14
34020	Xylenes, Total	Pump	N	SW8260	11/8/2003	0.29	U	µg/L	0.29

Data Qualifier Code Key:

*	Value exceeds Maximum Contaminant Level	I	Analyte detected below quantitation limits
S	Spike Recovery outside accepted recovery limits	U	Not Detected Above the MDL

Tomoka Semiannual GW
PARAMETER MONITORING REPORT
Ground Water (Rule 62-520.400,.420, .460)
Surface Water (Rule 62-302.500, .510, .503)
Leachate (Rule 62-701.510)
LAB Submission Number: F03100721
Sample Number: F03100721-008

Facility WACS:	64-00027540	**Sample Date/Time:**	10/30/2003 10:41:00 AM
Well/Sampling Point WACS:	15792	**Report Period:**	Tomoka October 03
Well/Sampling Point Name:	B-33-1	**Well Purged:**	YES
Classification of Groundwater:	G-II	**Well Type:**	Background
Ground Water Elevation: (NGVD):	24.83		

Storet Code	Parameter Monitored	Sampling Method	Filtered Y/N	Analysis Method	Analysis Date	Analysis Result	Q	Units	Detection Limits
	FIELD								
	Conductivity	Pump	N	FLD	10/30/2003	390		umhos/c	
	Depth To Water	Pump	N	FLD	10/30/2003	7.99			
	Dissolved Oxygen	Pump	N	FLD	10/30/2003	0.18		mg/L	
	pH	Pump	N	FLD	10/30/2003	6.24		S.U.	
	Reference Elevation	Pump	N	FLD	10/30/2003	32.82			
	Temperature	Pump	N	FLD	10/30/2003	23.2		deg C	
	Turbidity	Pump	N	FLD	10/30/2003	5.2		NTU	
	INORGANICS								
70300	Solids, Total Dissolved	Pump	N	E160.1	10/31/2003	370		mg/L	1.2
00940	Chloride	Pump	N	E300.0	11/1/2003	32		mg/L	0.10
00620	Nitrogen, Nitrate	Pump	N	E300.0	11/1/2003	0.016	U	mg/L	0.016
00945	Sulfate	Pump	N	E300.0	11/1/2003	0.058	U	mg/L	0.058
00610	Nitrogen, Ammonia (As N)	Pump	N	E350.1	11/5/2003	0.30		mg/L	0.0040
	METALS								
01002	Arsenic	Pump	N	SW6010	11/3/2003	2.0	U	µg/L	2.0
01007	Barium	Pump	N	SW6010	11/3/2003	31		µg/L	0.074
01012	Beryllium	Pump	N	SW6010	11/3/2003	0.36	I	µg/L	0.12
01027	Cadmium	Pump	N	SW6010	11/3/2003	0.24	U	µg/L	0.24
01034	Chromium	Pump	N	SW6010	11/3/2003	7.2		µg/L	0.60
01037	Cobalt	Pump	N	SW6010	11/3/2003	1.5	U	µg/L	1.5
01042	Copper	Pump	N	SW6010	11/3/2003	0.58	U	µg/L	0.58
01045	Iron	Pump	N	SW6010	11/3/2003	7700		µg/L	13
01051	Lead	Pump	N	SW6010	11/3/2003	1.8	U	µg/L	1.8
01067	Nickel	Pump	N	SW6010	11/3/2003	2.0	U	µg/L	2.0
01147	Selenium	Pump	N	SW6010	11/3/2003	4.0	U	µg/L	4.0
01077	Silver	Pump	N	SW6010	11/3/2003	1.4	U	µg/L	1.4
00929	Sodium	Pump	N	SW6010	11/3/2003	45000		µg/L	230
01087	Vanadium	Pump	N	SW6010	11/3/2003	9.9	I	µg/L	0.40
01092	Zinc	Pump	N	SW6010	11/3/2003	3.0	I	µg/L	2.3
01097	Antimony	Pump	N	SW7041	11/10/2003	0.35	U	µg/L	0.35

Data Qualifier Code Key:

*	Value exceeds Maximum Contaminant Level	I	Analyte detected below quantitation limits
S	Spike Recovery outside accepted recovery limits	U	Not Detected Above the MDL

Tomoka Semiannual GW
PARAMETER MONITORING REPORT
Ground Water (Rule 62-520.400,.420, .460)
Surface Water (Rule 62-302.500, .510, .503)
Leachate (Rule 62-701.510)
LAB Submission Number: F03100721
Sample Number: F03100721-008

Facility WACS:	64-00027540	**Sample Date/Time:**	10/30/2003 10:41:00 AM
Well/Sampling Point WACS:	15792	**Report Period:**	Tomoka October 03
Well/Sampling Point Name:	B-33-1	**Well Purged:**	YES
Classification of Groundwater:	G-II	**Well Type:**	Background
Ground Water Elevation: (NGVD):	24.83		

Storet Code	Parameter Monitored	Sampling Method	Filtered Y/N	Analysis Method	Analysis Date	Analysis Result	Q	Units	Detection Limits
71900	Mercury	Pump	N	SW7470	11/4/2003	0.051	I	µg/L	0.036
01059	Thallium	Pump	N	SW7841	11/10/2003	0.25	U	µg/L	0.25
	ORGANICS								
49146	1,2-Dibromo-3-chloropropane	Pump	N	SW8011	11/4/2003	0.0041	U	µg/L	0.0041
77651	Ethylene Dibromide	Pump	N	SW8011	11/4/2003	0.0038	U	µg/L	0.0038
81552	Acetone	Pump	N	SW8260	11/8/2003	0.91	U	µg/L	0.91
34215	Acrylonitrile	Pump	N	SW8260	11/8/2003	0.93	U	µg/L	0.93
34030	Benzene	Pump	N	SW8260	11/8/2003	0.31	U	µg/L	0.31
73085	Bromochloromethane	Pump	N	SW8260	11/8/2003	0.22	U	µg/L	0.22
32101	Bromodichloromethane	Pump	N	SW8260	11/8/2003	0.10	U	µg/L	0.10
32104	Bromoform	Pump	N	SW8260	11/8/2003	0.11	U	µg/L	0.11
34413	Bromomethane	Pump	N	SW8260	11/8/2003	0.12	U	µg/L	0.12
81595	2-Butanone	Pump	N	SW8260	11/8/2003	0.29	U	µg/L	0.29
77041	Carbon disulfide	Pump	N	SW8260	11/8/2003	0.25	U	µg/L	0.25
32102	Carbon tetrachloride	Pump	N	SW8260	11/8/2003	0.25	U	µg/L	0.25
34301	Chlorobenzene	Pump	N	SW8260	11/8/2003	0.10	U	µg/L	0.10
34311	Chloroethane	Pump	N	SW8260	11/8/2003	0.16	U	µg/L	0.16
32106	Chloroform	Pump	N	SW8260	11/8/2003	0.28	U	µg/L	0.28
34418	Chloromethane	Pump	N	SW8260	11/8/2003	0.31	U	µg/L	0.31
32105	Dibromochloromethane	Pump	N	SW8260	11/8/2003	0.16	U	µg/L	0.16
77596	Dibromomethane	Pump	N	SW8260	11/8/2003	0.13	U	µg/L	0.13
77268	trans-1,4-Dichloro-2-butene	Pump	N	SW8260	11/8/2003	0.14	U	µg/L	0.14
34536	1,2-Dichlorobenzene	Pump	N	SW8260	11/8/2003	0.18	U	µg/L	0.18
34571	1,4-Dichlorobenzene	Pump	N	SW8260	11/8/2003	0.10	U	µg/L	0.10
34496	1,1-Dichloroethane	Pump	N	SW8260	11/8/2003	0.30	U	µg/L	0.30
34531	1,2-Dichloroethane	Pump	N	SW8260	11/8/2003	0.10	U	µg/L	0.10
34501	1,1-Dichloroethene	Pump	N	SW8260	11/8/2003	0.10	U	µg/L	0.10
77093	cis-1,2-Dichloroethene	Pump	N	SW8260	11/8/2003	0.15	U	µg/L	0.15
34546	trans-1,2-Dichloroethene	Pump	N	SW8260	11/8/2003	0.17	U	µg/L	0.17
34541	1,2-Dichloropropane	Pump	N	SW8260	11/8/2003	0.12	U	µg/L	0.12
34704	cis-1,3-Dichloropropene	Pump	N	SW8260	11/8/2003	0.070	U	µg/L	0.070
34699	trans-1,3-Dichloropropene	Pump	N	SW8260	11/8/2003	0.11	U	µg/L	0.11

Data Qualifier Code Key:

*	Value exceeds Maximum Contaminant Level	I	Analyte detected below quantitation limits
S	Spike Recovery outside accepted recovery limits	U	Not Detected Above the MDL

Tomoka Semiannual GW

PARAMETER MONITORING REPORT

Ground Water (Rule 62-520.400,.420, .460)

Surface Water (Rule 62-302.500, .510, .503)

Leachate (Rule 62-701.510)

LAB Submission Number: F03100721

Sample Number: F03100721-008

Facility WACS:	64-00027540	**Sample Date/Time:**	10/30/2003 10:41:00 AM
Well/Sampling Point WACS:	15792	**Report Period:**	Tomoka October 03
Well/Sampling Point Name:	B-33-1	**Well Purged:**	YES
Classification of Groundwater:	G-II	**Well Type:**	Background
Ground Water Elevation: (NGVD):	24.83		

Storet Code	Parameter Monitored	Sampling Method	Filtered Y/N	Analysis Method	Analysis Date	Analysis Result	Q	Units	Detection Limits
34371	Ethylbenzene	Pump	N	SW8260	11/8/2003	0.12	U	µg/L	0.12
77103	2-Hexanone	Pump	N	SW8260	11/8/2003	0.26	U	µg/L	0.26
77424	Iodomethane	Pump	N	SW8260	11/8/2003	0.38	U	µg/L	0.38
81596	4-Methyl-2-pentanone	Pump	N	SW8260	11/8/2003	0.21	U	µg/L	0.21
34423	Methylene chloride	Pump	N	SW8260	11/8/2003	0.49	I	µg/L	0.26
77128	Styrene	Pump	N	SW8260	11/8/2003	0.17	U	µg/L	0.17
77562	1,1,1,2-Tetrachloroethane	Pump	N	SW8260	11/8/2003	0.15	U	µg/L	0.15
34516	1,1,2,2-Tetrachloroethane	Pump	N	SW8260	11/8/2003	0.11	U	µg/L	0.11
34475	Tetrachloroethene	Pump	N	SW8260	11/8/2003	0.11	U	µg/L	0.11
34010	Toluene	Pump	N	SW8260	11/8/2003	0.10	U	µg/L	0.10
34506	1,1,1-Trichloroethane	Pump	N	SW8260	11/8/2003	0.24	U	µg/L	0.24
34511	1,1,2-Trichloroethane	Pump	N	SW8260	11/8/2003	0.13	U	µg/L	0.13
39180	Trichloroethene	Pump	N	SW8260	11/8/2003	0.15	U	µg/L	0.15
34488	Trichlorofluoromethane	Pump	N	SW8260	11/8/2003	0.32	U	µg/L	0.32
77443	1,2,3-Trichloropropane	Pump	N	SW8260	11/8/2003	0.30	U	µg/L	0.30
77057	Vinyl acetate	Pump	N	SW8260	11/8/2003	0.15	U	µg/L	0.15
39175	Vinyl chloride	Pump	N	SW8260	11/8/2003	0.14	U	µg/L	0.14
34020	Xylenes, Total	Pump	N	SW8260	11/8/2003	0.29	U	µg/L	0.29

Data Qualifier Code Key:

*	Value exceeds Maximum Contaminant Level	I	Analyte detected below quantitation limits
S	Spike Recovery outside accepted recovery limits	U	Not Detected Above the MDL

Tomoka Semiannual GW
PARAMETER MONITORING REPORT
Ground Water (Rule 62-520.400,.420, .460)
Surface Water (Rule 62-302.500, .510, .503)
Leachate (Rule 62-701.510)
LAB Submission Number: F03100721
Sample Number: F03100721-009

Facility WACS:	64-00027540	**Sample Date/Time:**	
Well/Sampling Point WACS:	15793	**Report Period:**	Tomoka October 03
Well/Sampling Point Name:	B-33-2	**Well Purged:**	YES
Classification of Groundwater:	G-II	**Well Type:**	Background
Ground Water Elevation: (NGVD):			

Storet Code	Parameter Monitored	Sampling Method	Filtered Y/N	Analysis Method	Analysis Date	Analysis Result	Q	Units	Detection Limits
	FIELD								
	Reference Elevation		N	FLD		32.10			

10/27/03 S.C. 082545.

Data Qualifier Code Key:	*	Value exceeds Maximum Contaminant Level	I	Analyte detected below quantitation limits
	S	Spike Recovery outside accepted recovery limits	U	Not Detected Above the MDL

Tomoka Semiannual GW
PARAMETER MONITORING REPORT
Ground Water (Rule 62-520.400,.420, .460)
Surface Water (Rule 62-302.500, .510, .503)
Leachate (Rule 62-701.510)
LAB Submission Number: F03100721
Sample Number: F03100721-010

Facility WACS:	64-00027540	**Sample Date/Time:**	10/29/2003 11:16:00 AM
Well/Sampling Point WACS:	15794	**Report Period:**	Tomoka October 03
Well/Sampling Point Name:	B-34-1	**Well Purged:**	YES
Classification of Groundwater:	G-II	**Well Type:**	Background
Ground Water Elevation: (NGVD):	27.68		

Storet Code	Parameter Monitored	Sampling Method	Filtered Y/N	Analysis Method	Analysis Date	Analysis Result	Q	Units	Detection Limits
	FIELD								
	Conductivity	Pump	N	FLD	10/29/2003	634		umhos/c	
	Depth To Water	Pump	N	FLD	10/29/2003	3.50			
	Dissolved Oxygen	Pump	N	FLD	10/29/2003	0.53		mg/L	
	pH	Pump	N	FLD	10/29/2003	6.48		S.U.	
	Reference Elevation	Pump	N	FLD	10/29/2003	31.18			
	Temperature	Pump	N	FLD	10/29/2003	22.9		deg C	
	Turbidity	Pump	N	FLD	10/29/2003	2.2		NTU	
	INORGANICS								
70300	Solids, Total Dissolved	Pump	N	E160.1	10/30/2003	420		mg/L	1.2
00940	Chloride	Pump	N	E300.0	10/30/2003	36		mg/L	0.10
00620	Nitrogen, Nitrate	Pump	N	E300.0	10/30/2003	0.016	U	mg/L	0.016
00945	Sulfate	Pump	N	E300.0	10/30/2003	76		mg/L	0.058
00610	Nitrogen, Ammonia (As N)	Pump	N	E350.1	11/5/2003	0.13		mg/L	0.0040
	METALS								
01002	Arsenic	Pump	N	SW6010	10/31/2003	2.0	U	µg/L	2.0
01007	Barium	Pump	N	SW6010	10/31/2003	65		µg/L	0.074
01012	Beryllium	Pump	N	SW6010	10/31/2003	0.12	U	µg/L	0.12
01027	Cadmium	Pump	N	SW6010	10/31/2003	0.24	U	µg/L	0.24
01034	Chromium	Pump	N	SW6010	10/31/2003	0.60	U	µg/L	0.60
01037	Cobalt	Pump	N	SW6010	10/31/2003	1.5	U	µg/L	1.5
01042	Copper	Pump	N	SW6010	10/31/2003	0.71	I	µg/L	0.58
01045	Iron	Pump	N	SW6010	10/31/2003	12000		µg/L	13
01051	Lead	Pump	N	SW6010	10/31/2003	1.8	U	µg/L	1.8
01067	Nickel	Pump	N	SW6010	10/31/2003	2.0	U	µg/L	2.0
01147	Selenium	Pump	N	SW6010	10/31/2003	4.0	U	µg/L	4.0
01077	Silver	Pump	N	SW6010	10/31/2003	1.4	U	µg/L	1.4
00929	Sodium	Pump	N	SW6010	10/31/2003	33000		µg/L	230
01087	Vanadium	Pump	N	SW6010	10/31/2003	0.44	I	µg/L	0.40
01092	Zinc	Pump	N	SW6010	10/31/2003	2.3	U	µg/L	2.3
01097	Antimony	Pump	N	SW7041	11/10/2003	0.35	U	µg/L	0.35

Data Qualifier Code Key:

*	Value exceeds Maximum Contaminant Level	I	Analyte detected below quantitation limits
S	Spike Recovery outside accepted recovery limits	U	Not Detected Above the MDL

Tomoka Semiannual GW
PARAMETER MONITORING REPORT
Ground Water (Rule 62-520.400,.420, .460)
Surface Water (Rule 62-302.500, .510, .503)
Leachate (Rule 62-701.510)
LAB Submission Number: F03100721
Sample Number: F03100721-010

Facility WACS:	64-00027540	**Sample Date/Time:**	10/29/2003 11:16:00 AM
Well/Sampling Point WACS:	15794	**Report Period:**	Tomoka October 03
Well/Sampling Point Name:	B-34-1	**Well Purged:**	YES
Classification of Groundwater:	G-II	**Well Type:**	Background
Ground Water Elevation: (NGVD):	27.68		

Storet Code	Parameter Monitored	Sampling Method	Filtered Y/N	Analysis Method	Analysis Date	Analysis Result	Q	Units	Detection Limits
71900	Mercury	Pump	N	SW7470	11/4/2003	0.051	I	µg/L	0.036
01059	Thallium	Pump	N	SW7841	11/10/2003	0.26	I	µg/L	0.25
	ORGANICS								
49146	1,2-Dibromo-3-chloropropane	Pump	N	SW8011	11/4/2003	0.0041	U	µg/L	0.0041
77651	Ethylene Dibromide	Pump	N	SW8011	11/4/2003	0.0038	U	µg/L	0.0038
81552	Acetone	Pump	N	SW8260	11/10/2003	0.91	U	µg/L	0.91
34215	Acrylonitrile	Pump	N	SW8260	11/10/2003	0.93	U	µg/L	0.93
34030	Benzene	Pump	N	SW8260	11/10/2003	0.31	U	µg/L	0.31
73085	Bromochloromethane	Pump	N	SW8260	11/10/2003	0.22	U	µg/L	0.22
32101	Bromodichloromethane	Pump	N	SW8260	11/10/2003	0.10	U	µg/L	0.10
32104	Bromoform	Pump	N	SW8260	11/10/2003	0.11	U	µg/L	0.11
34413	Bromomethane	Pump	N	SW8260	11/10/2003	0.12	U	µg/L	0.12
81595	2-Butanone	Pump	N	SW8260	11/10/2003	0.29	U	µg/L	0.29
77041	Carbon disulfide	Pump	N	SW8260	11/10/2003	0.25	U	µg/L	0.25
32102	Carbon tetrachloride	Pump	N	SW8260	11/10/2003	0.25	U	µg/L	0.25
34301	Chlorobenzene	Pump	N	SW8260	11/10/2003	0.10	U	µg/L	0.10
34311	Chloroethane	Pump	N	SW8260	11/10/2003	0.16	U	µg/L	0.16
32106	Chloroform	Pump	N	SW8260	11/10/2003	0.28	U	µg/L	0.28
34418	Chloromethane	Pump	N	SW8260	11/10/2003	0.31	U	µg/L	0.31
32105	Dibromochloromethane	Pump	N	SW8260	11/10/2003	0.16	U	µg/L	0.16
77596	Dibromomethane	Pump	N	SW8260	11/10/2003	0.13	U	µg/L	0.13
77268	trans-1,4-Dichloro-2-butene	Pump	N	SW8260	11/10/2003	0.14	U	µg/L	0.14
34536	1,2-Dichlorobenzene	Pump	N	SW8260	11/10/2003	0.18	U	µg/L	0.18
34571	1,4-Dichlorobenzene	Pump	N	SW8260	11/10/2003	0.10	U	µg/L	0.10
34496	1,1-Dichloroethane	Pump	N	SW8260	11/10/2003	0.30	U	µg/L	0.30
34531	1,2-Dichloroethane	Pump	N	SW8260	11/10/2003	0.10	U	µg/L	0.10
34501	1,1-Dichloroethene	Pump	N	SW8260	11/10/2003	0.10	U	µg/L	0.10
77093	cis-1,2-Dichloroethene	Pump	N	SW8260	11/10/2003	0.15	U	µg/L	0.15
34546	trans-1,2-Dichloroethene	Pump	N	SW8260	11/10/2003	0.17	U	µg/L	0.17
34541	1,2-Dichloropropane	Pump	N	SW8260	11/10/2003	0.12	U	µg/L	0.12
34704	cis-1,3-Dichloropropene	Pump	N	SW8260	11/10/2003	0.070	U	µg/L	0.070
34699	trans-1,3-Dichloropropene	Pump	N	SW8260	11/10/2003	0.11	U	µg/L	0.11

Data Qualifier Code Key:

*	Value exceeds Maximum Contaminant Level	I	Analyte detected below quantitation limits
S	Spike Recovery outside accepted recovery limits	U	Not Detected Above the MDL

Tomoka Semiannual GW
PARAMETER MONITORING REPORT
Ground Water (Rule 62-520.400,.420, .460)
Surface Water (Rule 62-302.500, .510, .503)
Leachate (Rule 62-701.510)
LAB Submission Number: F03100721
Sample Number: F03100721-010

Facility WACS:	64-00027540	**Sample Date/Time:**	10/29/2003 11:16:00 AM
Well/Sampling Point WACS:	15794	**Report Period:**	Tomoka October 03
Well/Sampling Point Name:	B-34-1	**Well Purged:**	YES
Classification of Groundwater:	G-II	**Well Type:**	Background
Ground Water Elevation: (NGVD):	27.68		

Storet Code	Parameter Monitored	Sampling Method	Filtered Y/N	Analysis Method	Analysis Date	Analysis Result	Q	Units	Detection Limits
34371	Ethylbenzene	Pump	N	SW8260	11/10/2003	0.12	U	µg/L	0.12
77103	2-Hexanone	Pump	N	SW8260	11/10/2003	0.26	U	µg/L	0.26
77424	Iodomethane	Pump	N	SW8260	11/10/2003	0.38	U	µg/L	0.38
81596	4-Methyl-2-pentanone	Pump	N	SW8260	11/10/2003	0.21	U	µg/L	0.21
34423	Methylene chloride	Pump	N	SW8260	11/10/2003	0.26	U	µg/L	0.26
77128	Styrene	Pump	N	SW8260	11/10/2003	0.17	U	µg/L	0.17
77562	1,1,1,2-Tetrachloroethane	Pump	N	SW8260	11/10/2003	0.15	U	µg/L	0.15
34516	1,1,2,2-Tetrachloroethane	Pump	N	SW8260	11/10/2003	0.11	U	µg/L	0.11
34475	Tetrachloroethene	Pump	N	SW8260	11/10/2003	0.11	U	µg/L	0.11
34010	Toluene	Pump	N	SW8260	11/10/2003	0.10	U	µg/L	0.10
34506	1,1,1-Trichloroethane	Pump	N	SW8260	11/10/2003	0.24	U	µg/L	0.24
34511	1,1,2-Trichloroethane	Pump	N	SW8260	11/10/2003	0.13	U	µg/L	0.13
39180	Trichloroethene	Pump	N	SW8260	11/10/2003	0.15	U	µg/L	0.15
34488	Trichlorofluoromethane	Pump	N	SW8260	11/10/2003	0.32	U	µg/L	0.32
77443	1,2,3-Trichloropropane	Pump	N	SW8260	11/10/2003	0.30	U	µg/L	0.30
77057	Vinyl acetate	Pump	N	SW8260	11/10/2003	0.15	U	µg/L	0.15
39175	Vinyl chloride	Pump	N	SW8260	11/10/2003	0.14	U	µg/L	0.14
34020	Xylenes, Total	Pump	N	SW8260	11/10/2003	0.29	U	µg/L	0.29

Data Qualifier Code Key:

*	Value exceeds Maximum Contaminant Level	I	Analyte detected below quantitation limits
S	Spike Recovery outside accepted recovery limits	U	Not Detected Above the MDL

Tomoka Semiannual GW
PARAMETER MONITORING REPORT
Ground Water (Rule 62-520.400,.420, .460)
Surface Water (Rule 62-302.500, .510, .503)
Leachate (Rule 62-701.510)
LAB Submission Number: F03100721
Sample Number: F03100721-011

Facility WACS:	64-00027540	**Sample Date/Time:**	10/29/2003 11:50:00 AM
Well/Sampling Point WACS:	15795	**Report Period:**	Tomoka October 03
Well/Sampling Point Name:	B-34-2	**Well Purged:**	YES
Classification of Groundwater:	G-II	**Well Type:**	Background
Ground Water Elevation: (NGVD):	28.36		

Storet Code	Parameter Monitored	Sampling Method	Filtered Y/N	Analysis Method	Analysis Date	Analysis Result	Q	Units	Detection Limits
	FIELD								
	Conductivity	Pump	N	FLD	10/29/2003	713		umhos/c	
	Depth To Water	Pump	N	FLD	10/29/2003	2.85			
	Dissolved Oxygen	Pump	N	FLD	10/29/2003	0.49		mg/L	
	pH	Pump	N	FLD	10/29/2003	6.75		S.U.	
	Reference Elevation	Pump	N	FLD	10/29/2003	31.21			
	Temperature	Pump	N	FLD	10/29/2003	24.2		deg C	
	Turbidity	Pump	N	FLD	10/29/2003	2.7		NTU	
	INORGANICS								
70300	Solids, Total Dissolved	Pump	N	E160.1	10/30/2003	460		mg/L	1.2
00940	Chloride	Pump	N	E300.0	10/30/2003	17		mg/L	0.10
00620	Nitrogen, Nitrate	Pump	N	E300.0	10/30/2003	0.78		mg/L	0.016
00945	Sulfate	Pump	N	E300.0	10/30/2003	71		mg/L	0.058
00610	Nitrogen, Ammonia (As N)	Pump	N	E350.1	11/5/2003	0.22		mg/L	0.0040
	METALS								
01002	Arsenic	Pump	N	SW6010	10/31/2003	2.0	U	µg/L	2.0
01007	Barium	Pump	N	SW6010	10/31/2003	40		µg/L	0.074
01012	Beryllium	Pump	N	SW6010	10/31/2003	0.12	U	µg/L	0.12
01027	Cadmium	Pump	N	SW6010	10/31/2003	0.24	U	µg/L	0.24
01034	Chromium	Pump	N	SW6010	10/31/2003	0.60	U	µg/L	0.60
01037	Cobalt	Pump	N	SW6010	10/31/2003	1.5	U	µg/L	1.5
01042	Copper	Pump	N	SW6010	10/31/2003	1.2	I	µg/L	0.58
01045	Iron	Pump	N	SW6010	10/31/2003	280		µg/L	13
01051	Lead	Pump	N	SW6010	10/31/2003	1.8	U	µg/L	1.8
01067	Nickel	Pump	N	SW6010	10/31/2003	2.3	I	µg/L	2.0
01147	Selenium	Pump	N	SW6010	10/31/2003	6.0	I	µg/L	4.0
01077	Silver	Pump	N	SW6010	10/31/2003	1.4	U	µg/L	1.4
00929	Sodium	Pump	N	SW6010	10/31/2003	10000		µg/L	230
01087	Vanadium	Pump	N	SW6010	10/31/2003	1.0	I	µg/L	0.40
01092	Zinc	Pump	N	SW6010	10/31/2003	2.3	U	µg/L	2.3
01097	Antimony	Pump	N	SW7041	11/10/2003	0.35	U	µg/L	0.35

Data Qualifier Code Key:

*	Value exceeds Maximum Contaminant Level	I	Analyte detected below quantitation limits
S	Spike Recovery outside accepted recovery limits	U	Not Detected Above the MDL

Tomoka Semiannual GW
PARAMETER MONITORING REPORT
Ground Water (Rule 62-520.400,.420, .460)
Surface Water (Rule 62-302.500, .510, .503)
Leachate (Rule 62-701.510)
LAB Submission Number: F03100721
Sample Number: F03100721-011

Facility WACS:	64-00027540	**Sample Date/Time:**	10/29/2003 11:50:00 AM
Well/Sampling Point WACS:	15795	**Report Period:**	Tomoka October 03
Well/Sampling Point Name:	B-34-2	**Well Purged:**	YES
Classification of Groundwater:	G-II	**Well Type:**	Background
Ground Water Elevation: (NGVD):	28.36		

Storet Code	Parameter Monitored	Sampling Method	Filtered Y/N	Analysis Method	Analysis Date	Analysis Result	Q	Units	Detection Limits
71900	Mercury	Pump	N	SW7470	11/4/2003	0.039	I	µg/L	0.036
01059	Thallium	Pump	N	SW7841	11/10/2003	0.25	U	µg/L	0.25
	ORGANICS								
49146	1,2-Dibromo-3-chloropropane	Pump	N	SW8011	11/4/2003	0.0041	U	µg/L	0.0041
77651	Ethylene Dibromide	Pump	N	SW8011	11/4/2003	0.0038	U	µg/L	0.0038
81552	Acetone	Pump	N	SW8260	11/10/2003	0.91	U	µg/L	0.91
34215	Acrylonitrile	Pump	N	SW8260	11/10/2003	0.93	U	µg/L	0.93
34030	Benzene	Pump	N	SW8260	11/10/2003	0.31	U	µg/L	0.31
73085	Bromochloromethane	Pump	N	SW8260	11/10/2003	0.22	U	µg/L	0.22
32101	Bromodichloromethane	Pump	N	SW8260	11/10/2003	0.10	U	µg/L	0.10
32104	Bromoform	Pump	N	SW8260	11/10/2003	0.11	U	µg/L	0.11
34413	Bromomethane	Pump	N	SW8260	11/10/2003	0.12	U	µg/L	0.12
81595	2-Butanone	Pump	N	SW8260	11/10/2003	0.29	U	µg/L	0.29
77041	Carbon disulfide	Pump	N	SW8260	11/10/2003	0.25	U	µg/L	0.25
32102	Carbon tetrachloride	Pump	N	SW8260	11/10/2003	0.25	U	µg/L	0.25
34301	Chlorobenzene	Pump	N	SW8260	11/10/2003	0.10	U	µg/L	0.10
34311	Chloroethane	Pump	N	SW8260	11/10/2003	0.16	U	µg/L	0.16
32106	Chloroform	Pump	N	SW8260	11/10/2003	0.28	U	µg/L	0.28
34418	Chloromethane	Pump	N	SW8260	11/10/2003	0.31	U	µg/L	0.31
32105	Dibromochloromethane	Pump	N	SW8260	11/10/2003	0.16	U	µg/L	0.16
77596	Dibromomethane	Pump	N	SW8260	11/10/2003	0.13	U	µg/L	0.13
77268	trans-1,4-Dichloro-2-butene	Pump	N	SW8260	11/10/2003	0.14	U	µg/L	0.14
34536	1,2-Dichlorobenzene	Pump	N	SW8260	11/10/2003	0.18	U	µg/L	0.18
34571	1,4-Dichlorobenzene	Pump	N	SW8260	11/10/2003	0.10	U	µg/L	0.10
34496	1,1-Dichloroethane	Pump	N	SW8260	11/10/2003	0.30	U	µg/L	0.30
34531	1,2-Dichloroethane	Pump	N	SW8260	11/10/2003	0.10	U	µg/L	0.10
34501	1,1-Dichloroethene	Pump	N	SW8260	11/10/2003	0.10	U	µg/L	0.10
77093	cis-1,2-Dichloroethene	Pump	N	SW8260	11/10/2003	0.15	U	µg/L	0.15
34546	trans-1,2-Dichloroethene	Pump	N	SW8260	11/10/2003	0.17	U	µg/L	0.17
34541	1,2-Dichloropropane	Pump	N	SW8260	11/10/2003	0.12	U	µg/L	0.12
34704	cis-1,3-Dichloropropene	Pump	N	SW8260	11/10/2003	0.070	U	µg/L	0.070
34699	trans-1,3-Dichloropropene	Pump	N	SW8260	11/10/2003	0.11	U	µg/L	0.11

Data Qualifier Code Key:

*	Value exceeds Maximum Contaminant Level	I	Analyte detected below quantitation limits
S	Spike Recovery outside accepted recovery limits	U	Not Detected Above the MDL

Tomoka Semiannual GW
PARAMETER MONITORING REPORT
Ground Water (Rule 62-520.400,.420, .460)
Surface Water (Rule 62-302.500, .510, .503)
Leachate (Rule 62-701.510)
LAB Submission Number: F03100721
Sample Number: F03100721-011

Facility WACS:	64-00027540	**Sample Date/Time:**	10/29/2003 11:50:00 AM
Well/Sampling Point WACS:	15795	**Report Period:**	Tomoka October 03
Well/Sampling Point Name:	B-34-2	**Well Purged:**	YES
Classification of Groundwater:	G-II	**Well Type:**	Background
Ground Water Elevation: (NGVD):	28.36		

Storet Code	Parameter Monitored	Sampling Method	Filtered Y/N	Analysis Method	Analysis Date	Analysis Result	Q	Units	Detection Limits
34371	Ethylbenzene	Pump	N	SW8260	11/10/2003	0.12	U	µg/L	0.12
77103	2-Hexanone	Pump	N	SW8260	11/10/2003	0.26	U	µg/L	0.26
77424	Iodomethane	Pump	N	SW8260	11/10/2003	0.38	U	µg/L	0.38
81596	4-Methyl-2-pentanone	Pump	N	SW8260	11/10/2003	0.21	U	µg/L	0.21
34423	Methylene chloride	Pump	N	SW8260	11/10/2003	0.26	U	µg/L	0.26
77128	Styrene	Pump	N	SW8260	11/10/2003	0.17	U	µg/L	0.17
77562	1,1,1,2-Tetrachloroethane	Pump	N	SW8260	11/10/2003	0.15	U	µg/L	0.15
34516	1,1,2,2-Tetrachloroethane	Pump	N	SW8260	11/10/2003	0.11	U	µg/L	0.11
34475	Tetrachloroethene	Pump	N	SW8260	11/10/2003	0.11	U	µg/L	0.11
34010	Toluene	Pump	N	SW8260	11/10/2003	0.10	U	µg/L	0.10
34506	1,1,1-Trichloroethane	Pump	N	SW8260	11/10/2003	0.24	U	µg/L	0.24
34511	1,1,2-Trichloroethane	Pump	N	SW8260	11/10/2003	0.13	U	µg/L	0.13
39180	Trichloroethene	Pump	N	SW8260	11/10/2003	0.15	U	µg/L	0.15
34488	Trichlorofluoromethane	Pump	N	SW8260	11/10/2003	0.32	U	µg/L	0.32
77443	1,2,3-Trichloropropane	Pump	N	SW8260	11/10/2003	0.30	U	µg/L	0.30
77057	Vinyl acetate	Pump	N	SW8260	11/10/2003	0.15	U	µg/L	0.15
39175	Vinyl chloride	Pump	N	SW8260	11/10/2003	0.14	U	µg/L	0.14
34020	Xylenes, Total	Pump	N	SW8260	11/10/2003	0.29	U	µg/L	0.29

Data Qualifier Code Key:

*	Value exceeds Maximum Contaminant Level	I	Analyte detected below quantitation limits
S	Spike Recovery outside accepted recovery limits	U	Not Detected Above the MDL

Tomoka Semiannual GW
PARAMETER MONITORING REPORT
Ground Water (Rule 62-520.400,.420, .460)
Surface Water (Rule 62-302.500, .510, .503)
Leachate (Rule 62-701.510)
LAB Submission Number: F03100721
Sample Number: F03100721-012

Facility WACS:	64-00027540	**Sample Date/Time:**	10/31/2003 10:49:00 AM
Well/Sampling Point WACS:	15796	**Report Period:**	Tomoka October 03
Well/Sampling Point Name:	B-35-1	**Well Purged:**	YES
Classification of Groundwater:	G-II	**Well Type:**	Background
Ground Water Elevation: (NGVD):	28.34		

Storet Code	Parameter Monitored	Sampling Method	Filtered Y/N	Analysis Method	Analysis Date	Analysis Result	Q	Units	Detection Limits
	FIELD								
	Conductivity	Pump	N	FLD	10/31/2003	261		umhos/c	
	Depth To Water	Pump	N	FLD	10/31/2003	0.95			
	Dissolved Oxygen	Pump	N	FLD	10/31/2003	0.50		mg/L	
	pH	Pump	N	FLD	10/31/2003	5.19		S.U.	
	Reference Elevation	Pump	N	FLD	10/31/2003	29.29			
	Temperature	Pump	N	FLD	10/31/2003	23.8		deg C	
	Turbidity	Pump	N	FLD	10/31/2003	7.0		NTU	
	INORGANICS								
70300	Solids, Total Dissolved	Pump	N	E160.1	11/3/2003	250		mg/L	1.2
00940	Chloride	Pump	N	E300.0	11/1/2003	59		mg/L	0.10
00620	Nitrogen, Nitrate	Pump	N	E300.0	11/1/2003	0.016	U	mg/L	0.016
00945	Sulfate	Pump	N	E300.0	11/1/2003	0.058	U	mg/L	0.058
00610	Nitrogen, Ammonia (As N)	Pump	N	E350.1	11/5/2003	0.19		mg/L	0.0040
	METALS								
01002	Arsenic	Pump	N	SW6010	11/3/2003	2.0	U	µg/L	2.0
01007	Barium	Pump	N	SW6010	11/3/2003	79		µg/L	0.074
01012	Beryllium	Pump	N	SW6010	11/3/2003	0.34	I	µg/L	0.12
01027	Cadmium	Pump	N	SW6010	11/3/2003	0.24	U	µg/L	0.24
01034	Chromium	Pump	N	SW6010	11/3/2003	1.6	I	µg/L	0.60
01037	Cobalt	Pump	N	SW6010	11/3/2003	1.5	U	µg/L	1.5
01042	Copper	Pump	N	SW6010	11/3/2003	0.58	U	µg/L	0.58
01045	Iron	Pump	N	SW6010	11/3/2003	8000		µg/L	13
01051	Lead	Pump	N	SW6010	11/3/2003	1.8	U	µg/L	1.8
01067	Nickel	Pump	N	SW6010	11/3/2003	2.0	U	µg/L	2.0
01147	Selenium	Pump	N	SW6010	11/3/2003	4.0	U	µg/L	4.0
01077	Silver	Pump	N	SW6010	11/3/2003	1.4	U	µg/L	1.4
00929	Sodium	Pump	N	SW6010	11/3/2003	14000		µg/L	230
01087	Vanadium	Pump	N	SW6010	11/3/2003	2.0	I	µg/L	0.40
01092	Zinc	Pump	N	SW6010	11/3/2003	2.3	U	µg/L	2.3
01097	Antimony	Pump	N	SW7041	11/4/2003	0.35	U	µg/L	0.35

Data Qualifier Code Key:
- * Value exceeds Maximum Contaminant Level
- S Spike Recovery outside accepted recovery limits
- I Analyte detected below quantitation limits
- U Not Detected Above the MDL

Tomoka Semiannual GW
PARAMETER MONITORING REPORT
Ground Water (Rule 62-520.400,.420, .460)
Surface Water (Rule 62-302.500, .510, .503)
Leachate (Rule 62-701.510)
LAB Submission Number: F03100721
Sample Number: F03100721-012

Facility WACS:	64-00027540	**Sample Date/Time:**	10/31/2003 10:49:00 AM
Well/Sampling Point WACS:	15796	**Report Period:**	Tomoka October 03
Well/Sampling Point Name:	B-35-1	**Well Purged:**	YES
Classification of Groundwater:	G-II	**Well Type:**	Background
Ground Water Elevation: (NGVD):	28.34		

Storet Code	Parameter Monitored	Sampling Method	Filtered Y/N	Analysis Method	Analysis Date	Analysis Result	Q	Units	Detection Limits
71900	Mercury	Pump	N	SW7470	11/6/2003	0.036	U	µg/L	0.036
01059	Thallium	Pump	N	SW7841	11/12/2003	0.35	I	µg/L	0.25
	ORGANICS								
49146	1,2-Dibromo-3-chloropropane	Pump	N	SW8011	11/4/2003	0.0041	U	µg/L	0.0041
77651	Ethylene Dibromide	Pump	N	SW8011	11/4/2003	0.0038	U	µg/L	0.0038
81552	Acetone	Pump	N	SW8260	11/10/2003	0.91	U	µg/L	0.91
34215	Acrylonitrile	Pump	N	SW8260	11/10/2003	0.93	U	µg/L	0.93
34030	Benzene	Pump	N	SW8260	11/10/2003	0.31	U	µg/L	0.31
73085	Bromochloromethane	Pump	N	SW8260	11/10/2003	0.22	U	µg/L	0.22
32101	Bromodichloromethane	Pump	N	SW8260	11/10/2003	0.10	U	µg/L	0.10
32104	Bromoform	Pump	N	SW8260	11/10/2003	0.11	U	µg/L	0.11
34413	Bromomethane	Pump	N	SW8260	11/10/2003	0.12	U	µg/L	0.12
81595	2-Butanone	Pump	N	SW8260	11/10/2003	0.29	U	µg/L	0.29
77041	Carbon disulfide	Pump	N	SW8260	11/10/2003	0.25	U	µg/L	0.25
32102	Carbon tetrachloride	Pump	N	SW8260	11/10/2003	0.25	U	µg/L	0.25
34301	Chlorobenzene	Pump	N	SW8260	11/10/2003	0.10	U	µg/L	0.10
34311	Chloroethane	Pump	N	SW8260	11/10/2003	0.16	U	µg/L	0.16
32106	Chloroform	Pump	N	SW8260	11/10/2003	0.28	U	µg/L	0.28
34418	Chloromethane	Pump	N	SW8260	11/10/2003	0.31	U	µg/L	0.31
32105	Dibromochloromethane	Pump	N	SW8260	11/10/2003	0.16	U	µg/L	0.16
77596	Dibromomethane	Pump	N	SW8260	11/10/2003	0.13	U	µg/L	0.13
77268	trans-1,4-Dichloro-2-butene	Pump	N	SW8260	11/10/2003	0.14	U	µg/L	0.14
34536	1,2-Dichlorobenzene	Pump	N	SW8260	11/10/2003	0.18	U	µg/L	0.18
34571	1,4-Dichlorobenzene	Pump	N	SW8260	11/10/2003	0.10	U	µg/L	0.10
34496	1,1-Dichloroethane	Pump	N	SW8260	11/10/2003	0.30	U	µg/L	0.30
34531	1,2-Dichloroethane	Pump	N	SW8260	11/10/2003	0.10	U	µg/L	0.10
34501	1,1-Dichloroethene	Pump	N	SW8260	11/10/2003	0.10	U	µg/L	0.10
77093	cis-1,2-Dichloroethene	Pump	N	SW8260	11/10/2003	0.15	U	µg/L	0.15
34546	trans-1,2-Dichloroethene	Pump	N	SW8260	11/10/2003	0.17	U	µg/L	0.17
34541	1,2-Dichloropropane	Pump	N	SW8260	11/10/2003	0.12	U	µg/L	0.12
34704	cis-1,3-Dichloropropene	Pump	N	SW8260	11/10/2003	0.070	U	µg/L	0.070
34699	trans-1,3-Dichloropropene	Pump	N	SW8260	11/10/2003	0.11	U	µg/L	0.11

Data Qualifier Code Key:

*	Value exceeds Maximum Contaminant Level	I	Analyte detected below quantitation limits
S	Spike Recovery outside accepted recovery limits	U	Not Detected Above the MDL

Tomoka Semiannual GW
PARAMETER MONITORING REPORT
Ground Water (Rule 62-520.400,.420, .460)
Surface Water (Rule 62-302.500, .510, .503)
Leachate (Rule 62-701.510)
LAB Submission Number: F03100721
Sample Number: F03100721-012

Facility WACS:	64-00027540	**Sample Date/Time:**	10/31/2003 10:49:00 AM
Well/Sampling Point WACS:	15796	**Report Period:**	Tomoka October 03
Well/Sampling Point Name:	B-35-1	**Well Purged:**	YES
Classification of Groundwater:	G-II	**Well Type:**	Background
Ground Water Elevation: (NGVD):	28.34		

Storet Code	Parameter Monitored	Sampling Method	Filtered Y/N	Analysis Method	Analysis Date	Analysis Result	Q	Units	Detection Limits
34371	Ethylbenzene	Pump	N	SW8260	11/10/2003	0.12	U	µg/L	0.12
77103	2-Hexanone	Pump	N	SW8260	11/10/2003	0.26	U	µg/L	0.26
77424	Iodomethane	Pump	N	SW8260	11/10/2003	0.38	U	µg/L	0.38
81596	4-Methyl-2-pentanone	Pump	N	SW8260	11/10/2003	0.21	U	µg/L	0.21
34423	Methylene chloride	Pump	N	SW8260	11/10/2003	0.26	U	µg/L	0.26
77128	Styrene	Pump	N	SW8260	11/10/2003	0.17	U	µg/L	0.17
77562	1,1,1,2-Tetrachloroethane	Pump	N	SW8260	11/10/2003	0.15	U	µg/L	0.15
34516	1,1,2,2-Tetrachloroethane	Pump	N	SW8260	11/10/2003	0.11	U	µg/L	0.11
34475	Tetrachloroethene	Pump	N	SW8260	11/10/2003	0.11	U	µg/L	0.11
34010	Toluene	Pump	N	SW8260	11/10/2003	0.16	I	µg/L	0.10
34506	1,1,1-Trichloroethane	Pump	N	SW8260	11/10/2003	0.24	U	µg/L	0.24
34511	1,1,2-Trichloroethane	Pump	N	SW8260	11/10/2003	0.13	U	µg/L	0.13
39180	Trichloroethene	Pump	N	SW8260	11/10/2003	0.15	U	µg/L	0.15
34488	Trichlorofluoromethane	Pump	N	SW8260	11/10/2003	0.32	U	µg/L	0.32
77443	1,2,3-Trichloropropane	Pump	N	SW8260	11/10/2003	0.30	U	µg/L	0.30
77057	Vinyl acetate	Pump	N	SW8260	11/10/2003	0.15	U	µg/L	0.15
39175	Vinyl chloride	Pump	N	SW8260	11/10/2003	0.14	U	µg/L	0.14
34020	Xylenes, Total	Pump	N	SW8260	11/10/2003	0.29	U	µg/L	0.29

Data Qualifier Code Key:

*	Value exceeds Maximum Contaminant Level	I	Analyte detected below quantitation limits
S	Spike Recovery outside accepted recovery limits	U	Not Detected Above the MDL

Tomoka Semiannual GW
PARAMETER MONITORING REPORT
Ground Water (Rule 62-520.400,.420, .460)
Surface Water (Rule 62-302.500, .510, .503)
Leachate (Rule 62-701.510)
LAB Submission Number: F03100721
Sample Number: F03100721-013

Facility WACS:	64-00027540	**Sample Date/Time:**	10/31/2003 10:50:00 AM
Well/Sampling Point WACS:	15797	**Report Period:**	Tomoka October 03
Well/Sampling Point Name:	B-35-2	**Well Purged:**	YES
Classification of Groundwater:	G-II	**Well Type:**	Background
Ground Water Elevation: (NGVD):	28.31		

Storet Code	Parameter Monitored	Sampling Method	Filtered Y/N	Analysis Method	Analysis Date	Analysis Result	Q	Units	Detection Limits
	FIELD								
	Conductivity	Pump	N	FLD	10/31/2003	394		umhos/c	
	Depth To Water	Pump	N	FLD	10/31/2003	1.05			
	Dissolved Oxygen	Pump	N	FLD	10/31/2003	0.69		mg/L	
	pH	Pump	N	FLD	10/31/2003	5.00		S.U.	
	Reference Elevation	Pump	N	FLD	10/31/2003	29.36			
	Temperature	Pump	N	FLD	10/31/2003	25.5		deg C	
	Turbidity	Pump	N	FLD	10/31/2003	4.24		NTU	
	INORGANICS								
70300	Solids, Total Dissolved	Pump	N	E160.1	11/3/2003	280		mg/L	1.2
00940	Chloride	Pump	N	E300.0	11/4/2003	81		mg/L	0.50
00620	Nitrogen, Nitrate	Pump	N	E300.0	11/1/2003	0.016	U	mg/L	0.016
00945	Sulfate	Pump	N	E300.0	11/1/2003	0.94		mg/L	0.058
00610	Nitrogen, Ammonia (As N)	Pump	N	E350.1	11/5/2003	2.2		mg/L	0.0040
	METALS								
01002	Arsenic	Pump	N	SW6010	11/3/2003	2.7	I	µg/L	2.0
01007	Barium	Pump	N	SW6010	11/3/2003	78		µg/L	0.074
01012	Beryllium	Pump	N	SW6010	11/3/2003	0.22	I	µg/L	0.12
01027	Cadmium	Pump	N	SW6010	11/3/2003	0.24	U	µg/L	0.24
01034	Chromium	Pump	N	SW6010	11/3/2003	7.5		µg/L	0.60
01037	Cobalt	Pump	N	SW6010	11/3/2003	1.5	U	µg/L	1.5
01042	Copper	Pump	N	SW6010	11/3/2003	0.58	U	µg/L	0.58
01045	Iron	Pump	N	SW6010	11/3/2003	8000		µg/L	13
01051	Lead	Pump	N	SW6010	11/3/2003	1.8	U	µg/L	1.8
01067	Nickel	Pump	N	SW6010	11/3/2003	2.0	I	µg/L	2.0
01147	Selenium	Pump	N	SW6010	11/3/2003	4.0	U	µg/L	4.0
01077	Silver	Pump	N	SW6010	11/3/2003	1.4	U	µg/L	1.4
00929	Sodium	Pump	N	SW6010	11/3/2003	49000		µg/L	230
01087	Vanadium	Pump	N	SW6010	11/3/2003	18		µg/L	0.40
01092	Zinc	Pump	N	SW6010	11/3/2003	2.3	U	µg/L	2.3
01097	Antimony	Pump	N	SW7041	11/4/2003	0.35	U	µg/L	0.35

Data Qualifier Code Key:

*	Value exceeds Maximum Contaminant Level	I	Analyte detected below quantitation limits
S	Spike Recovery outside accepted recovery limits	U	Not Detected Above the MDL

Tomoka Semiannual GW
PARAMETER MONITORING REPORT
Ground Water (Rule 62-520.400,.420, .460)
Surface Water (Rule 62-302.500, .510, .503)
Leachate (Rule 62-701.510)
LAB Submission Number: F03100721
Sample Number: F03100721-013

Facility WACS:	64-00027540	**Sample Date/Time:**	10/31/2003 10:50:00 AM
Well/Sampling Point WACS:	15797	**Report Period:**	Tomoka October 03
Well/Sampling Point Name:	B-35-2	**Well Purged:**	YES
Classification of Groundwater:	G-II	**Well Type:**	Background
Ground Water Elevation: (NGVD):	28.31		

Storet Code	Parameter Monitored	Sampling Method	Filtered Y/N	Analysis Method	Analysis Date	Analysis Result	Q	Units	Detection Limits
71900	Mercury	Pump	N	SW7470	11/6/2003	0.041	I	µg/L	0.036
01059	Thallium	Pump	N	SW7841	11/12/2003	0.37	I	µg/L	0.25
	ORGANICS								
49146	1,2-Dibromo-3-chloropropane	Pump	N	SW8011	11/4/2003	0.0041	U	µg/L	0.0041
77651	Ethylene Dibromide	Pump	N	SW8011	11/4/2003	0.0038	U	µg/L	0.0038
81552	Acetone	Pump	N	SW8260	11/8/2003	0.91	U	µg/L	0.91
34215	Acrylonitrile	Pump	N	SW8260	11/8/2003	0.93	U	µg/L	0.93
34030	Benzene	Pump	N	SW8260	11/8/2003	0.31	U	µg/L	0.31
73085	Bromochloromethane	Pump	N	SW8260	11/8/2003	0.22	U	µg/L	0.22
32101	Bromodichloromethane	Pump	N	SW8260	11/8/2003	0.10	U	µg/L	0.10
32104	Bromoform	Pump	N	SW8260	11/8/2003	0.11	U	µg/L	0.11
34413	Bromomethane	Pump	N	SW8260	11/8/2003	0.12	U	µg/L	0.12
81595	2-Butanone	Pump	N	SW8260	11/8/2003	0.29	U	µg/L	0.29
77041	Carbon disulfide	Pump	N	SW8260	11/8/2003	0.25	U	µg/L	0.25
32102	Carbon tetrachloride	Pump	N	SW8260	11/8/2003	0.25	U	µg/L	0.25
34301	Chlorobenzene	Pump	N	SW8260	11/8/2003	0.10	U	µg/L	0.10
34311	Chloroethane	Pump	N	SW8260	11/8/2003	0.16	U	µg/L	0.16
32106	Chloroform	Pump	N	SW8260	11/8/2003	0.28	U	µg/L	0.28
34418	Chloromethane	Pump	N	SW8260	11/8/2003	0.31	U	µg/L	0.31
32105	Dibromochloromethane	Pump	N	SW8260	11/8/2003	0.16	U	µg/L	0.16
77596	Dibromomethane	Pump	N	SW8260	11/8/2003	0.13	U	µg/L	0.13
77268	trans-1,4-Dichloro-2-butene	Pump	N	SW8260	11/8/2003	0.14	U	µg/L	0.14
34536	1,2-Dichlorobenzene	Pump	N	SW8260	11/8/2003	0.18	U	µg/L	0.18
34571	1,4-Dichlorobenzene	Pump	N	SW8260	11/8/2003	0.10	U	µg/L	0.10
34496	1,1-Dichloroethane	Pump	N	SW8260	11/8/2003	0.30	U	µg/L	0.30
34531	1,2-Dichloroethane	Pump	N	SW8260	11/8/2003	0.10	U	µg/L	0.10
34501	1,1-Dichloroetherie	Pump	N	SW8260	11/8/2003	0.10	U	µg/L	0.10
77093	cis-1,2-Dichloroethene	Pump	N	SW8260	11/8/2003	0.15	U	µg/L	0.15
34546	trans-1,2-Dichloroethene	Pump	N	SW8260	11/8/2003	0.17	U	µg/L	0.17
34541	1,2-Dichloropropane	Pump	N	SW8260	11/8/2003	0.12	U	µg/L	0.12
34704	cis-1,3-Dichloropropene	Pump	N	SW8260	11/8/2003	0.070	U	µg/L	0.070
34699	trans-1,3-Dichloropropene	Pump	N	SW8260	11/8/2003	0.11	U	µg/L	0.11

Data Qualifier Code Key:

*	Value exceeds Maximum Contaminant Level	I	Analyte detected below quantitation limits
S	Spike Recovery outside accepted recovery limits	U	Not Detected Above the MDL

Tomoka Semiannual GW

PARAMETER MONITORING REPORT

Ground Water (Rule 62-520.400,.420, .460)

Surface Water (Rule 62-302.500, .510, .503)

Leachate (Rule 62-701.510)

LAB Submission Number: F03100721

Sample Number: F03100721-013

Facility WACS:	64-00027540	**Sample Date/Time:**	10/31/2003 10:50:00 AM
Well/Sampling Point WACS:	15797	**Report Period:**	Tomoka October 03
Well/Sampling Point Name:	B-35-2	**Well Purged:**	YES
Classification of Groundwater:	G-II	**Well Type:**	Background
Ground Water Elevation: (NGVD):	28.31		

Storet Code	Parameter Monitored	Sampling Method	Filtered Y/N	Analysis Method	Analysis Date	Analysis Result	Q	Units	Detection Limits
34371	Ethylbenzene	Pump	N	SW8260	11/8/2003	0.12	U	µg/L	0.12
77103	2-Hexanone	Pump	N	SW8260	11/8/2003	0.26	U	µg/L	0.26
77424	Iodomethane	Pump	N	SW8260	11/8/2003	0.38	U	µg/L	0.38
81596	4-Methyl-2-pentanone	Pump	N	SW8260	11/8/2003	0.21	U	µg/L	0.21
34423	Methylene chloride	Pump	N	SW8260	11/8/2003	0.26	U	µg/L	0.26
77128	Styrene	Pump	N	SW8260	11/8/2003	0.17	U	µg/L	0.17
77562	1,1,1,2-Tetrachloroethane	Pump	N	SW8260	11/8/2003	0.15	U	µg/L	0.15
34516	1,1,2,2-Tetrachloroethane	Pump	N	SW8260	11/8/2003	0.11	U	µg/L	0.11
34475	Tetrachloroethene	Pump	N	SW8260	11/8/2003	0.11	U	µg/L	0.11
34010	Toluene	Pump	N	SW8260	11/8/2003	0.22	I	µg/L	0.10
34506	1,1,1-Trichloroethane	Pump	N	SW8260	11/8/2003	0.24	U	µg/L	0.24
34511	1,1,2-Trichloroethane	Pump	N	SW8260	11/8/2003	0.13	U	µg/L	0.13
39180	Trichloroethene	Pump	N	SW8260	11/8/2003	0.15	U	µg/L	0.15
34488	Trichlorofluoromethane	Pump	N	SW8260	11/8/2003	0.32	U	µg/L	0.32
77443	1,2,3-Trichloropropane	Pump	N	SW8260	11/8/2003	0.30	U	µg/L	0.30
77057	Vinyl acetate	Pump	N	SW8260	11/8/2003	0.15	U	µg/L	0.15
39175	Vinyl chloride	Pump	N	SW8260	11/8/2003	0.14	U	µg/L	0.14
34020	Xylenes, Total	Pump	N	SW8260	11/8/2003	0.29	U	µg/L	0.29

Data Qualifier Code Key:

*	Value exceeds Maximum Contaminant Level	I	Analyte detected below quantitation limits
S	Spike Recovery outside accepted recovery limits	U	Not Detected Above the MDL

Tomoka Semiannual GW
PARAMETER MONITORING REPORT
Ground Water (Rule 62-520.400,.420, .460)
Surface Water (Rule 62-302.500, .510, .503)
Leachate (Rule 62-701.510)
LAB Submission Number: F03100721
Sample Number: F03100721-014

Facility WACS:	64-00027540	**Sample Date/Time:**	10/30/2003 2:47:00 PM
Well/Sampling Point WACS:	15798	**Report Period:**	Tomoka October 03
Well/Sampling Point Name:	B-36	**Well Purged:**	YES
Classification of Groundwater:	G-II	**Well Type:**	Compliance
Ground Water Elevation: (NGVD):	24.13		

Storet Code	Parameter Monitored	Sampling Method	Filtered Y/N	Analysis Method	Analysis Date	Analysis Result	Q	Units	Detection Limits
	FIELD								
	Conductivity	Pump	N	FLD	10/30/2003	1693		umhos/c	
	Depth To Water	Pump	N	FLD	10/30/2003	5.14			
	Dissolved Oxygen	Pump	N	FLD	10/30/2003	0.35		mg/L	
	pH	Pump	N	FLD	10/30/2003	6.34		S.U.	
	Reference Elevation	Pump	N	FLD	10/30/2003	29.27			
	Temperature	Pump	N	FLD	10/30/2003	23.1		deg C	
	Turbidity	Pump	N	FLD	10/30/2003	0.79		NTU	
	INORGANICS								
70300	Solids, Total Dissolved	Pump	N	E160.1	10/31/2003	1100		mg/L	1.2
00940	Chloride	Pump	N	E300.0	10/31/2003	230		mg/L	1.0
00620	Nitrogen, Nitrate	Pump	N	E300.0	10/31/2003	0.16	U	mg/L	0.16
00945	Sulfate	Pump	N	E300.0	10/31/2003	0.58	U	mg/L	0.58
00610	Nitrogen, Ammonia (As N)	Pump	N	E350.1	11/5/2003	0.37		mg/L	0.0040
	METALS								
01002	Arsenic	Pump	N	SW6010	11/3/2003	2.1	I	µg/L	2.0
01007	Barium	Pump	N	SW6010	11/3/2003	120		µg/L	0.074
01012	Beryllium	Pump	N	SW6010	11/3/2003	0.12	U	µg/L	0.12
01027	Cadmium	Pump	N	SW6010	11/3/2003	0.24	U	µg/L	0.24
01034	Chromium	Pump	N	SW6010	11/3/2003	0.60	U	µg/L	0.60
01037	Cobalt	Pump	N	SW6010	11/3/2003	1.5	U	µg/L	1.5
01042	Copper	Pump	N	SW6010	11/3/2003	0.58	U	µg/L	0.58
01045	Iron	Pump	N	SW6010	11/3/2003	5000		µg/L	13
01051	Lead	Pump	N	SW6010	11/3/2003	1.8	U	µg/L	1.8
01067	Nickel	Pump	N	SW6010	11/3/2003	2.0	U	µg/L	2.0
01147	Selenium	Pump	N	SW6010	11/3/2003	4.0	U	µg/L	4.0
01077	Silver	Pump	N	SW6010	11/3/2003	1.4	U	µg/L	1.4
00929	Sodium	Pump	N	SW6010	11/3/2003	110000		µg/L	230
01087	Vanadium	Pump	N	SW6010	11/3/2003	0.40	U	µg/L	0.40
01092	Zinc	Pump	N	SW6010	11/3/2003	3.1	I	µg/L	2.3
01097	Antimony	Pump	N	SW7041	11/10/2003	0.35	U	µg/L	0.35

Data Qualifier Code Key:

*	Value exceeds Maximum Contaminant Level	I	Analyte detected below quantitation limits
S	Spike Recovery outside accepted recovery limits	U	Not Detected Above the MDL

Tomoka Semiannual GW
PARAMETER MONITORING REPORT
Ground Water (Rule 62-520.400,.420, .460)
Surface Water (Rule 62-302.500, .510, .503)
Leachate (Rule 62-701.510)
LAB Submission Number: F03100721
Sample Number: F03100721-014

Facility WACS:	64-00027540	**Sample Date/Time:**	10/30/2003 2:47:00 PM
Well/Sampling Point WACS:	15798	**Report Period:**	Tomoka October 03
Well/Sampling Point Name:	B-36	**Well Purged:**	YES
Classification of Groundwater:	G-II	**Well Type:**	Compliance
Ground Water Elevation: (NGVD):	24.13		

Storet Code	Parameter Monitored	Sampling Method	Filtered Y/N	Analysis Method	Analysis Date	Analysis Result	Q	Units	Detection Limits
71900	Mercury	Pump	N	SW7470	11/4/2003	0.045	I	µg/L	0.036
01059	Thallium	Pump	N	SW7841	11/10/2003	0.25	U	µg/L	0.25
	ORGANICS								
49146	1,2-Dibromo-3-chloropropane	Pump	N	SW8011	11/4/2003	0.0041	U	µg/L	0.0041
77651	Ethylene Dibromide	Pump	N	SW8011	11/4/2003	0.0038	U	µg/L	0.0038
81552	Acetone	Pump	N	SW8260	11/10/2003	0.91	U	µg/L	0.91
34215	Acrylonitrile	Pump	N	SW8260	11/10/2003	0.93	U	µg/L	0.93
34030	Benzene	Pump	N	SW8260	11/10/2003	2.7		µg/L	0.31
73085	Bromochloromethane	Pump	N	SW8260	11/10/2003	0.22	U	µg/L	0.22
32101	Bromodichloromethane	Pump	N	SW8260	11/10/2003	0.10	U	µg/L	0.10
32104	Bromoform	Pump	N	SW8260	11/10/2003	0.11	U	µg/L	0.11
34413	Bromomethane	Pump	N	SW8260	11/10/2003	0.12	U	µg/L	0.12
81595	2-Butanone	Pump	N	SW8260	11/10/2003	0.29	U	µg/L	0.29
77041	Carbon disulfide	Pump	N	SW8260	11/10/2003	0.25	U	µg/L	0.25
32102	Carbon tetrachloride	Pump	N	SW8260	11/10/2003	0.25	U	µg/L	0.25
34301	Chlorobenzene	Pump	N	SW8260	11/10/2003	2.6		µg/L	0.10
34311	Chloroethane	Pump	N	SW8260	11/10/2003	0.16	U	µg/L	0.16
32106	Chloroform	Pump	N	SW8260	11/10/2003	0.28	U	µg/L	0.28
34418	Chloromethane	Pump	N	SW8260	11/10/2003	0.31	U	µg/L	0.31
32105	Dibromochloromethane	Pump	N	SW8260	11/10/2003	0.16	U	µg/L	0.16
77596	Dibromomethane	Pump	N	SW8260	11/10/2003	0.13	U	µg/L	0.13
77268	trans-1,4-Dichloro-2-butene	Pump	N	SW8260	11/10/2003	0.14	U	µg/L	0.14
34536	1,2-Dichlorobenzene	Pump	N	SW8260	11/10/2003	0.18	U	µg/L	0.18
34571	1,4-Dichlorobenzene	Pump	N	SW8260	11/10/2003	0.10	U	µg/L	0.10
34496	1,1-Dichloroethane	Pump	N	SW8260	11/10/2003	1.8		µg/L	0.30
34531	1,2-Dichloroethane	Pump	N	SW8260	11/10/2003	0.10	U	µg/L	0.10
34501	1,1-Dichloroethene	Pump	N	SW8260	11/10/2003	0.10	U	µg/L	0.10
77093	cis-1,2-Dichloroethene	Pump	N	SW8260	11/10/2003	0.15	U	µg/L	0.15
34546	trans-1,2-Dichloroethene	Pump	N	SW8260	11/10/2003	0.17	U	µg/L	0.17
34541	1,2-Dichloropropane	Pump	N	SW8260	11/10/2003	0.12	U	µg/L	0.12
34704	cis-1,3-Dichloropropene	Pump	N	SW8260	11/10/2003	0.070	U	µg/L	0.070
34699	trans-1,3-Dichloropropene	Pump	N	SW8260	11/10/2003	0.11	U	µg/L	0.11

Data Qualifier Code Key:

*	Value exceeds Maximum Contaminant Level	I	Analyte detected below quantitation limits
S	Spike Recovery outside accepted recovery limits	U	Not Detected Above the MDL

Tomoka Semiannual GW
PARAMETER MONITORING REPORT
Ground Water (Rule 62-520.400,.420, .460)
Surface Water (Rule 62-302.500, .510, .503)
Leachate (Rule 62-701.510)
LAB Submission Number: F03100721
Sample Number: F03100721-014

Facility WACS:	64-00027540	**Sample Date/Time:**	10/30/2003 2:47:00 PM
Well/Sampling Point WACS:	15798	**Report Period:**	Tomoka October 03
Well/Sampling Point Name:	B-36	**Well Purged:**	YES
Classification of Groundwater:	G-II	**Well Type:**	Compliance
Ground Water Elevation: (NGVD):	24.13		

Storet Code	Parameter Monitored	Sampling Method	Filtered Y/N	Analysis Method	Analysis Date	Analysis Result	Q	Units	Detection Limits
34371	Ethylbenzene	Pump	N	SW8260	11/10/2003	0.12	U	µg/L	0.12
77103	2-Hexanone	Pump	N	SW8260	11/10/2003	0.26	U	µg/L	0.26
77424	Iodomethane	Pump	N	SW8260	11/10/2003	0.38	U	µg/L	0.38
81596	4-Methyl-2-pentanone	Pump	N	SW8260	11/10/2003	0.21	U	µg/L	0.21
34423	Methylene chloride	Pump	N	SW8260	11/10/2003	0.26	U	µg/L	0.26
77128	Styrene	Pump	N	SW8260	11/10/2003	0.17	U	µg/L	0.17
77562	1,1,1,2-Tetrachloroethane	Pump	N	SW8260	11/10/2003	0.15	U	µg/L	0.15
34516	1,1,2,2-Tetrachloroethane	Pump	N	SW8260	11/10/2003	0.11	U	µg/L	0.11
34475	Tetrachloroethene	Pump	N	SW8260	11/10/2003	0.11	U	µg/L	0.11
34010	Toluene	Pump	N	SW8260	11/10/2003	0.10	U	µg/L	0.10
34506	1,1,1-Trichloroethane	Pump	N	SW8260	11/10/2003	0.24	U	µg/L	0.24
34511	1,1,2-Trichloroethane	Pump	N	SW8260	11/10/2003	0.13	U	µg/L	0.13
39180	Trichloroethene	Pump	N	SW8260	11/10/2003	0.15	U	µg/L	0.15
34488	Trichlorofluoromethane	Pump	N	SW8260	11/10/2003	0.32	U	µg/L	0.32
77443	1,2,3-Trichloropropane	Pump	N	SW8260	11/10/2003	0.30	U	µg/L	0.30
77057	Vinyl acetate	Pump	N	SW8260	11/10/2003	0.15	U	µg/L	0.15
39175	Vinyl chloride	Pump	N	SW8260	11/10/2003	8.8		µg/L	0.14
34020	Xylenes, Total	Pump	N	SW8260	11/10/2003	0.29	U	µg/L	0.29

Data Qualifier Code Key:

*	Value exceeds Maximum Contaminant Level	I	Analyte detected below quantitation limits
S	Spike Recovery outside accepted recovery limits	U	Not Detected Above the MDL

Tomoka Semiannual GW
PARAMETER MONITORING REPORT
Ground Water (Rule 62-520.400,.420, .460)
Surface Water (Rule 62-302.500, .510, .503)
Leachate (Rule 62-701.510)
LAB Submission Number: F03100721
Sample Number: F03100721-015

Facility WACS:	64-00027540	**Sample Date/Time:**	10/30/2003 3:15:00 PM
Well/Sampling Point WACS:	15799	**Report Period:**	Tomoka October 03
Well/Sampling Point Name:	B-37-1	**Well Purged:**	YES
Classification of Groundwater:	G-II	**Well Type:**	Compliance
Ground Water Elevation: (NGVD):	26.59		

Storet Code	Parameter Monitored	Sampling Method	Filtered Y/N	Analysis Method	Analysis Date	Analysis Result	Q	Units	Detection Limits
	FIELD								
	Conductivity	Pump	N	FLD	10/30/2003	2342		umhos/c	
	Depth To Water	Pump	N	FLD	10/30/2003	2.00			
	Dissolved Oxygen	Pump	N	FLD	10/30/2003	0.62		mg/L	
	pH	Pump	N	FLD	10/30/2003	6.35		S.U.	
	Reference Elevation	Pump	N	FLD	10/30/2003	28.59			
	Temperature	Pump	N	FLD	10/30/2003	23.0		deg C	
	Turbidity	Pump	N	FLD	10/30/2003	1.18		NTU	
	INORGANICS								
70300	Solids, Total Dissolved	Pump	N	E160.1	10/31/2003	1500		mg/L	1.2
00940	Chloride	Pump	N	E300.0	10/31/2003	130		mg/L	1.0
00620	Nitrogen, Nitrate	Pump	N	E300.0	10/31/2003	0.16	U	mg/L	0.16
00945	Sulfate	Pump	N	E300.0	10/31/2003	0.58	U	mg/L	0.58
00610	Nitrogen, Ammonia (As N)	Pump	N	E350.1	11/5/2003	0.63		mg/L	0.0040
	METALS								
01002	Arsenic	Pump	N	SW6010	11/3/2003	2.2	I	µg/L	2.0
01007	Barium	Pump	N	SW6010	11/3/2003	190		µg/L	0.074
01012	Beryllium	Pump	N	SW6010	11/3/2003	0.22	I	µg/L	0.12
01027	Cadmium	Pump	N	SW6010	11/3/2003	0.24	U	µg/L	0.24
01034	Chromium	Pump	N	SW6010	11/3/2003	0.60	U	µg/L	0.60
01037	Cobalt	Pump	N	SW6010	11/3/2003	2.9	I	µg/L	1.5
01042	Copper	Pump	N	SW6010	11/3/2003	0.58	U	µg/L	0.58
01045	Iron	Pump	N	SW6010	11/3/2003	32000		µg/L	13
01051	Lead	Pump	N	SW6010	11/3/2003	1.8	U	µg/L	1.8
01067	Nickel	Pump	N	SW6010	11/3/2003	2.2	I	µg/L	2.0
01147	Selenium	Pump	N	SW6010	11/3/2003	4.0	U	µg/L	4.0
01077	Silver	Pump	N	SW6010	11/3/2003	1.4	U	µg/L	1.4
00929	Sodium	Pump	N	SW6010	11/3/2003	200000		µg/L	230
01087	Vanadium	Pump	N	SW6010	11/3/2003	0.40	U	µg/L	0.40
01092	Zinc	Pump	N	SW6010	11/3/2003	2.3	U	µg/L	2.3
01097	Antimony	Pump	N	SW7041	11/10/2003	0.35	U	µg/L	0.35

Data Qualifier Code Key:

*	Value exceeds Maximum Contaminant Level	I	Analyte detected below quantitation limits
S	Spike Recovery outside accepted recovery limits	U	Not Detected Above the MDL

Tomoka Semiannual GW
PARAMETER MONITORING REPORT
Ground Water (Rule 62-520.400,.420, .460)
Surface Water (Rule 62-302.500, .510, .503)
Leachate (Rule 62-701.510)
LAB Submission Number: F03100721
Sample Number: F03100721-015

Facility WACS:	64-00027540	**Sample Date/Time:**	10/30/2003 3:15:00 PM
Well/Sampling Point WACS:	15799	**Report Period:**	Tomoka October 03
Well/Sampling Point Name:	B-37-1	**Well Purged:**	YES
Classification of Groundwater:	G-II	**Well Type:**	Compliance
Ground Water Elevation: (NGVD):	26.59		

Storet Code	Parameter Monitored	Sampling Method	Filtered Y/N	Analysis Method	Analysis Date	Analysis Result	Q	Units	Detection Limits
71900	Mercury	Pump	N	SW7470	11/4/2003	0.036	U	µg/L	0.036
01059	Thallium	Pump	N	SW7841	11/10/2003	0.32	I	µg/L	0.25
	ORGANICS								
49146	1,2-Dibromo-3-chloropropane	Pump	N	SW8011	11/4/2003	0.0041	U	µg/L	0.0041
77651	Ethylene Dibromide	Pump	N	SW8011	11/4/2003	0.0038	U	µg/L	0.0038
81552	Acetone	Pump	N	SW8260	11/8/2003	0.91	U	µg/L	0.91
34215	Acrylonitrile	Pump	N	SW8260	11/8/2003	0.93	U	µg/L	0.93
34030	Benzene	Pump	N	SW8260	11/8/2003	11		µg/L	0.31
73085	Bromochloromethane	Pump	N	SW8260	11/8/2003	0.22	U	µg/L	0.22
32101	Bromodichloromethane	Pump	N	SW8260	11/8/2003	0.10	U	µg/L	0.10
32104	Bromoform	Pump	N	SW8260	11/8/2003	0.11	U	µg/L	0.11
34413	Bromomethane	Pump	N	SW8260	11/8/2003	0.12	U	µg/L	0.12
81595	2-Butanone	Pump	N	SW8260	11/8/2003	0.29	U	µg/L	0.29
77041	Carbon disulfide	Pump	N	SW8260	11/8/2003	0.25	U	µg/L	0.25
32102	Carbon tetrachloride	Pump	N	SW8260	11/8/2003	0.25	U	µg/L	0.25
34301	Chlorobenzene	Pump	N	SW8260	11/8/2003	12		µg/L	0.10
34311	Chloroethane	Pump	N	SW8260	11/8/2003	0.16	U	µg/L	0.16
32106	Chloroform	Pump	N	SW8260	11/8/2003	0.28	U	µg/L	0.28
34418	Chloromethane	Pump	N	SW8260	11/8/2003	0.31	U	µg/L	0.31
32105	Dibromochloromethane	Pump	N	SW8260	11/8/2003	0.16	U	µg/L	0.16
77596	Dibromomethane	Pump	N	SW8260	11/8/2003	0.13	U	µg/L	0.13
77268	trans-1,4-Dichloro-2-butene	Pump	N	SW8260	11/8/2003	0.14	U	µg/L	0.14
34536	1,2-Dichlorobenzene	Pump	N	SW8260	11/8/2003	0.21	I	µg/L	0.18
34571	1,4-Dichlorobenzene	Pump	N	SW8260	11/8/2003	0.47	I	µg/L	0.10
34496	1,1-Dichloroethane	Pump	N	SW8260	11/8/2003	0.30	U	µg/L	0.30
34531	1,2-Dichloroethane	Pump	N	SW8260	11/8/2003	0.10	U	µg/L	0.10
34501	1,1-Dichloroethene	Pump	N	SW8260	11/8/2003	0.10	U	µg/L	0.10
77093	cis-1,2-Dichloroethene	Pump	N	SW8260	11/8/2003	0.15	U	µg/L	0.15
34546	trans-1,2-Dichloroethene	Pump	N	SW8260	11/8/2003	0.17	U	µg/L	0.17
34541	1,2-Dichloropropane	Pump	N	SW8260	11/8/2003	0.12	U	µg/L	0.12
34704	cis-1,3-Dichloropropene	Pump	N	SW8260	11/8/2003	0.070	U	µg/L	0.070
34699	trans-1,3-Dichloropropene	Pump	N	SW8260	11/8/2003	0.11	U	µg/L	0.11

Data Qualifier Code Key:

*	Value exceeds Maximum Contaminant Level	I	Analyte detected below quantitation limits
S	Spike Recovery outside accepted recovery limits	U	Not Detected Above the MDL

Tomoka Semiannual GW
PARAMETER MONITORING REPORT
Ground Water (Rule 62-520.400,.420, .460)
Surface Water (Rule 62-302.500, .510, .503)
Leachate (Rule 62-701.510)
LAB Submission Number: F03100721
Sample Number: F03100721-015

Facility WACS:	64-00027540	**Sample Date/Time:**	10/30/2003 3:15:00 PM
Well/Sampling Point WACS:	15799	**Report Period:**	Tomoka October 03
Well/Sampling Point Name:	B-37-1	**Well Purged:**	YES
Classification of Groundwater:	G-II	**Well Type:**	Compliance
Ground Water Elevation: (NGVD):	26.59		

Storet Code	Parameter Monitored	Sampling Method	Filtered Y/N	Analysis Method	Analysis Date	Analysis Result	Q	Units	Detection Limits
34371	Ethylbenzene	Pump	N	SW8260	11/8/2003	0.12	U	µg/L	0.12
77103	2-Hexanone	Pump	N	SW8260	11/8/2003	0.26	U	µg/L	0.26
77424	Iodomethane	Pump	N	SW8260	11/8/2003	0.38	U	µg/L	0.38
81596	4-Methyl-2-pentanone	Pump	N	SW8260	11/8/2003	0.21	U	µg/L	0.21
34423	Methylene chloride	Pump	N	SW8260	11/8/2003	0.26	U	µg/L	0.26
77128	Styrene	Pump	N	SW8260	11/8/2003	0.17	U	µg/L	0.17
77562	1,1,1,2-Tetrachloroethane	Pump	N	SW8260	11/8/2003	0.15	U	µg/L	0.15
34516	1,1,2,2-Tetrachloroethane	Pump	N	SW8260	11/8/2003	0.11	U	µg/L	0.11
34475	Tetrachloroethene	Pump	N	SW8260	11/8/2003	0.11	U	µg/L	0.11
34010	Toluene	Pump	N	SW8260	11/8/2003	0.24	I	µg/L	0.10
34506	1,1,1-Trichloroethane	Pump	N	SW8260	11/8/2003	0.24	U	µg/L	0.24
34511	1,1,2-Trichloroethane	Pump	N	SW8260	11/8/2003	0.13	U	µg/L	0.13
39180	Trichloroethene	Pump	N	SW8260	11/8/2003	0.15	U	µg/L	0.15
34488	Trichlorofluoromethane	Pump	N	SW8260	11/8/2003	0.32	U	µg/L	0.32
77443	1,2,3-Trichloropropane	Pump	N	SW8260	11/8/2003	0.30	U	µg/L	0.30
77057	Vinyl acetate	Pump	N	SW8260	11/8/2003	0.15	U	µg/L	0.15
39175	Vinyl chloride	Pump	N	SW8260	11/8/2003	0.14	U	µg/L	0.14
34020	Xylenes, Total	Pump	N	SW8260	11/8/2003	0.93	I	µg/L	0.29

Data Qualifier Code Key:

*	Value exceeds Maximum Contaminant Level	I	Analyte detected below quantitation limits
S	Spike Recovery outside accepted recovery limits	U	Not Detected Above the MDL

Tomoka Semiannual GW
PARAMETER MONITORING REPORT
Ground Water (Rule 62-520.400,.420, .460)
Surface Water (Rule 62-302.500, .510, .503)
Leachate (Rule 62-701.510)
LAB Submission Number: F03100721
Sample Number: F03100721-016

Facility WACS:	64-00027540	**Sample Date/Time:**	10/30/2003 3:35:00 PM
Well/Sampling Point WACS:	15800	**Report Period:**	Tomoka October 03
Well/Sampling Point Name:	B-37-2	**Well Purged:**	YES
Classification of Groundwater:	G-II	**Well Type:**	Compliance
Ground Water Elevation: (NGVD):	26.52		

Storet Code	Parameter Monitored	Sampling Method	Filtered Y/N	Analysis Method	Analysis Date	Analysis Result	Q	Units	Detection Limits
	FIELD								
	Conductivity	Pump	N	FLD	10/30/2003	663		umhos/c	
	Depth To Water	Pump	N	FLD	10/30/2003	2.2			
	Dissolved Oxygen	Pump	N	FLD	10/30/2003	0.47		mg/L	
	pH	Pump	N	FLD	10/30/2003	5.89		S.U.	
	Reference Elevation	Pump	N	FLD	10/30/2003	28.72			
	Temperature	Pump	N	FLD	10/30/2003	24.3		deg C	
	Turbidity	Pump	N	FLD	10/30/2003	11.6		NTU	
	INORGANICS								
70300	Solids, Total Dissolved	Pump	N	E160.1	10/31/2003	390		mg/L	1.2
00940	Chloride	Pump	N	E300.0	11/4/2003	85		mg/L	0.20
00620	Nitrogen, Nitrate	Pump	N	E300.0	10/31/2003	0.49		mg/L	0.016
00945	Sulfate	Pump	N	E300.0	10/31/2003	0.66		mg/L	0.058
00610	Nitrogen, Ammonia (As N)	Pump	N	E350.1	11/5/2003	0.74		mg/L	0.0040
	METALS								
01002	Arsenic	Pump	N	SW6010	11/3/2003	2.0	U	µg/L	2.0
01007	Barium	Pump	N	SW6010	11/3/2003	57		µg/L	0.074
01012	Beryllium	Pump	N	SW6010	11/3/2003	0.16	I	µg/L	0.12
01027	Cadmium	Pump	N	SW6010	11/3/2003	0.24	U	µg/L	0.24
01034	Chromium	Pump	N	SW6010	11/3/2003	0.85	I	µg/L	0.60
01037	Cobalt	Pump	N	SW6010	11/3/2003	1.5	U	µg/L	1.5
01042	Copper	Pump	N	SW6010	11/3/2003	0.58	U	µg/L	0.58
01045	Iron	Pump	N	SW6010	11/3/2003	36000		µg/L	13
01051	Lead	Pump	N	SW6010	11/3/2003	1.8	U	µg/L	1.8
01067	Nickel	Pump	N	SW6010	11/3/2003	2.0	U	µg/L	2.0
01147	Selenium	Pump	N	SW6010	11/3/2003	4.0	U	µg/L	4.0
01077	Silver	Pump	N	SW6010	11/3/2003	1.4	U	µg/L	1.4
00929	Sodium	Pump	N	SW6010	11/3/2003	46000		µg/L	230
01087	Vanadium	Pump	N	SW6010	11/3/2003	2.3	I	µg/L	0.40
01092	Zinc	Pump	N	SW6010	11/3/2003	3.5	I	µg/L	2.3
01097	Antimony	Pump	N	SW7041	11/10/2003	0.35	U	µg/L	0.35

Data Qualifier Code Key:
- * Value exceeds Maximum Contaminant Level
- S Spike Recovery outside accepted recovery limits
- I Analyte detected below quantitation limits
- U Not Detected Above the MDL

Tomoka Semiannual GW
PARAMETER MONITORING REPORT
Ground Water (Rule 62-520.400,.420, .460)
Surface Water (Rule 62-302.500, .510, .503)
Leachate (Rule 62-701.510)
LAB Submission Number: F03100721
Sample Number: F03100721-016

Facility WACS:	64-00027540	**Sample Date/Time:**	10/30/2003 3:35:00 PM
Well/Sampling Point WACS:	15800	**Report Period:**	Tomoka October 03
Well/Sampling Point Name:	B-37-2	**Well Purged:**	YES
Classification of Groundwater:	G-II	**Well Type:**	Compliance
Ground Water Elevation: (NGVD):	26.52		

Storet Code	Parameter Monitored	Sampling Method	Filtered Y/N	Analysis Method	Analysis Date	Analysis Result	Q	Units	Detection Limits
71900	Mercury	Pump	N	SW7470	11/4/2003	0.044	I	µg/L	0.036
01059	Thallium	Pump	N	SW7841	11/10/2003	0.28	I	µg/L	0.25
	ORGANICS								
49146	1,2-Dibromo-3-chloropropane	Pump	N	SW8011	11/4/2003	0.0041	U	µg/L	0.0041
77651	Ethylene Dibromide	Pump	N	SW8011	11/4/2003	0.0038	U	µg/L	0.0038
81552	Acetone	Pump	N	SW8260	11/8/2003	0.91	U	µg/L	0.91
34215	Acrylonitrile	Pump	N	SW8260	11/8/2003	0.93	U	µg/L	0.93
34030	Benzene	Pump	N	SW8260	11/8/2003	0.65	I	µg/L	0.31
73085	Bromochloromethane	Pump	N	SW8260	11/8/2003	0.22	U	µg/L	0.22
32101	Bromodichloromethane	Pump	N	SW8260	11/8/2003	0.10	U	µg/L	0.10
32104	Bromoform	Pump	N	SW8260	11/8/2003	0.11	U	µg/L	0.11
34413	Bromomethane	Pump	N	SW8260	11/8/2003	0.12	U	µg/L	0.12
81595	2-Butanone	Pump	N	SW8260	11/8/2003	0.29	U	µg/L	0.29
77041	Carbon disulfide	Pump	N	SW8260	11/8/2003	0.25	U	µg/L	0.25
32102	Carbon tetrachloride	Pump	N	SW8260	11/8/2003	0.25	U	µg/L	0.25
34301	Chlorobenzene	Pump	N	SW8260	11/8/2003	2.5		µg/L	0.10
34311	Chloroethane	Pump	N	SW8260	11/8/2003	0.16	U	µg/L	0.16
32106	Chloroform	Pump	N	SW8260	11/8/2003	0.28	U	µg/L	0.28
34418	Chloromethane	Pump	N	SW8260	11/8/2003	0.31	U	µg/L	0.31
32105	Dibromochloromethane	Pump	N	SW8260	11/8/2003	0.16	U	µg/L	0.16
77596	Dibromomethane	Pump	N	SW8260	11/8/2003	0.13	U	µg/L	0.13
77268	trans-1,4-Dichloro-2-butene	Pump	N	SW8260	11/8/2003	0.14	U	µg/L	0.14
34536	1,2-Dichlorobenzene	Pump	N	SW8260	11/8/2003	0.18	U	µg/L	0.18
34571	1,4-Dichlorobenzene	Pump	N	SW8260	11/8/2003	0.10	U	µg/L	0.10
34496	1,1-Dichloroethane	Pump	N	SW8260	11/8/2003	0.30	U	µg/L	0.30
34531	1,2-Dichloroethane	Pump	N	SW8260	11/8/2003	0.10	U	µg/L	0.10
34501	1,1-Dichloroethene	Pump	N	SW8260	11/8/2003	0.10	U	µg/L	0.10
77093	cis-1,2-Dichloroethene	Pump	N	SW8260	11/8/2003	15		µg/L	0.15
34546	trans-1,2-Dichloroethene	Pump	N	SW8260	11/8/2003	0.17	U	µg/L	0.17
34541	1,2-Dichloropropane	Pump	N	SW8260	11/8/2003	0.12	U	µg/L	0.12
34704	cis-1,3-Dichloropropene	Pump	N	SW8260	11/8/2003	0.070	U	µg/L	0.070
34699	trans-1,3-Dichloropropene	Pump	N	SW8260	11/8/2003	0.11	U	µg/L	0.11

Data Qualifier Code Key:

*	Value exceeds Maximum Contaminant Level	I	Analyte detected below quantitation limits
S	Spike Recovery outside accepted recovery limits	U	Not Detected Above the MDL

Tomoka Semiannual GW
PARAMETER MONITORING REPORT
Ground Water (Rule 62-520.400,.420, .460)
Surface Water (Rule 62-302.500, .510, .503)
Leachate (Rule 62-701.510)
LAB Submission Number: F03100721
Sample Number: F03100721-016

Facility WACS:	64-00027540	**Sample Date/Time:**	10/30/2003 3:35:00 PM
Well/Sampling Point WACS:	15800	**Report Period:**	Tomoka October 03
Well/Sampling Point Name:	B-37-2	**Well Purged:**	YES
Classification of Groundwater:	G-II	**Well Type:**	Compliance
Ground Water Elevation: (NGVD):	26.52		

Storet Code	Parameter Monitored	Sampling Method	Filtered Y/N	Analysis Method	Analysis Date	Analysis Result	Q	Units	Detection Limits
34371	Ethylbenzene	Pump	N	SW8260	11/8/2003	0.12	U	µg/L	0.12
77103	2-Hexanone	Pump	N	SW8260	11/8/2003	0.26	U	µg/L	0.26
77424	Iodomethane	Pump	N	SW8260	11/8/2003	0.38	U	µg/L	0.38
81596	4-Methyl-2-pentanone	Pump	N	SW8260	11/8/2003	0.21	U	µg/L	0.21
34423	Methylene chloride	Pump	N	SW8260	11/8/2003	0.26	U	µg/L	0.26
77128	Styrene	Pump	N	SW8260	11/8/2003	0.17	U	µg/L	0.17
77562	1,1,1,2-Tetrachloroethane	Pump	N	SW8260	11/8/2003	0.15	U	µg/L	0.15
34516	1,1,2,2-Tetrachloroethane	Pump	N	SW8260	11/8/2003	0.11	U	µg/L	0.11
34475	Tetrachloroethene	Pump	N	SW8260	11/8/2003	0.11	U	µg/L	0.11
34010	Toluene	Pump	N	SW8260	11/8/2003	1.2		µg/L	0.10
34506	1,1,1-Trichloroethane	Pump	N	SW8260	11/8/2003	0.24	U	µg/L	0.24
34511	1,1,2-Trichloroethane	Pump	N	SW8260	11/8/2003	0.13	U	µg/L	0.13
39180	Trichloroethene	Pump	N	SW8260	11/8/2003	0.15	U	µg/L	0.15
34488	Trichlorofluoromethane	Pump	N	SW8260	11/8/2003	0.32	U	µg/L	0.32
77443	1,2,3-Trichloropropane	Pump	N	SW8260	11/8/2003	0.30	U	µg/L	0.30
77057	Vinyl acetate	Pump	N	SW8260	11/8/2003	0.15	U	µg/L	0.15
39175	Vinyl chloride	Pump	N	SW8260	11/10/2003	86	*	µg/L	0.56
34020	Xylenes, Total	Pump	N	SW8260	11/8/2003	0.29	U	µg/L	0.29

Data Qualifier Code Key:

*	Value exceeds Maximum Contaminant Level	I	Analyte detected below quantitation limits
S	Spike Recovery outside accepted recovery limits	U	Not Detected Above the MDL

Tomoka Semiannual GW
PARAMETER MONITORING REPORT
Ground Water (Rule 62-520.400,.420, .460)
Surface Water (Rule 62-302.500, .510, .503)
Leachate (Rule 62-701.510)
LAB Submission Number: F03100721
Sample Number: F03100721-017

Facility WACS:	64-00027540	**Sample Date/Time:**	10/28/2003 3:16:00 PM
Well/Sampling Point WACS:	15801	**Report Period:**	Tomoka October 03
Well/Sampling Point Name:	B-38-1	**Well Purged:**	YES
Classification of Groundwater:	G-II	**Well Type:**	Compliance
Ground Water Elevation: (NGVD):	24.48		

Storet Code	Parameter Monitored	Sampling Method	Filtered Y/N	Analysis Method	Analysis Date	Analysis Result	Q	Units	Detection Limits
	FIELD								
	Conductivity	Pump	N	FLD	10/28/2003	231		umhos/c	
	Depth To Water	Pump	N	FLD	10/28/2003	3.74			
	Dissolved Oxygen	Pump	N	FLD	10/28/2003	0.70		mg/L	
	pH	Pump	N	FLD	10/28/2003	5.34		S.U.	
	Reference Elevation	Pump	N	FLD	10/28/2003	28.22			
	Temperature	Pump	N	FLD	10/28/2003	22.3		deg C	
	Turbidity	Pump	N	FLD	10/28/2003	1.1		NTU	
	INORGANICS								
70300	Solids, Total Dissolved	Pump	N	E160.1	10/29/2003	150		mg/L	1.2
00940	Chloride	Pump	N	E300.0	10/29/2003	42		mg/L	0.10
00620	Nitrogen, Nitrate	Pump	N	E300.0	10/29/2003	0.016	U	mg/L	0.016
00945	Sulfate	Pump	N	E300.0	10/29/2003	6.4		mg/L	0.058
00610	Nitrogen, Ammonia (As N)	Pump	N	E350.1	10/29/2003	0.12		mg/L	0.0040
	METALS								
01002	Arsenic	Pump	N	SW6010	10/30/2003	2.0	U	µg/L	2.0
01007	Barium	Pump	N	SW6010	10/30/2003	58		µg/L	0.074
01012	Beryllium	Pump	N	SW6010	10/30/2003	0.12	U	µg/L	0.12
01027	Cadmium	Pump	N	SW6010	10/30/2003	0.24	U	µg/L	0.24
01034	Chromium	Pump	N	SW6010	10/30/2003	0.62	I	µg/L	0.60
01037	Cobalt	Pump	N	SW6010	10/30/2003	1.5	U	µg/L	1.5
01042	Copper	Pump	N	SW6010	10/30/2003	0.58	U	µg/L	0.58
01045	Iron	Pump	N	SW6010	10/30/2003	12000		µg/L	13
01051	Lead	Pump	N	SW6010	10/30/2003	1.8	U	µg/L	1.8
01067	Nickel	Pump	N	SW6010	10/30/2003	2.0	U	µg/L	2.0
01147	Selenium	Pump	N	SW6010	10/30/2003	4.0	U	µg/L	4.0
01077	Silver	Pump	N	SW6010	10/30/2003	1.4	U	µg/L	1.4
00929	Sodium	Pump	N	SW6010	10/30/2003	23000		µg/L	230
01087	Vanadium	Pump	N	SW6010	10/30/2003	0.74	I	µg/L	0.40
01092	Zinc	Pump	N	SW6010	10/30/2003	2.5	I	µg/L	2.3
01097	Antimony	Pump	N	SW7041	11/4/2003	0.35	U	µg/L	0.35

Data Qualifier Code Key:

*	Value exceeds Maximum Contaminant Level	I	Analyte detected below quantitation limits
S	Spike Recovery outside accepted recovery limits	U	Not Detected Above the MDL

Tomoka Semiannual GW
PARAMETER MONITORING REPORT
Ground Water (Rule 62-520.400,.420, .460)
Surface Water (Rule 62-302.500, .510, .503)
Leachate (Rule 62-701.510)
LAB Submission Number: F03100721
Sample Number: F03100721-017

Facility WACS:	64-00027540	**Sample Date/Time:**	10/28/2003 3:16:00 PM
Well/Sampling Point WACS:	15801	**Report Period:**	Tomoka October 03
Well/Sampling Point Name:	B-38-1	**Well Purged:**	YES
Classification of Groundwater:	G-II	**Well Type:**	Compliance
Ground Water Elevation: (NGVD):	24.48		

Storet Code	Parameter Monitored	Sampling Method	Filtered Y/N	Analysis Method	Analysis Date	Analysis Result	Q	Units	Detection Limits
71900	Mercury	Pump	N	SW7470	11/4/2003	0.045	I	µg/L	0.036
01059	Thallium	Pump	N	SW7841	11/7/2003	0.25	U	µg/L	0.25
	ORGANICS								
49146	1,2-Dibromo-3-chloropropane	Pump	N	SW8011	10/31/2003	0.0041	U	µg/L	0.0041
77651	Ethylene Dibromide	Pump	N	SW8011	10/31/2003	0.0038	U	µg/L	0.0038
81552	Acetone	Pump	N	SW8260	11/10/2003	0.91	U	µg/L	0.91
34215	Acrylonitrile	Pump	N	SW8260	11/10/2003	0.93	U	µg/L	0.93
34030	Benzene	Pump	N	SW8260	11/10/2003	0.31	U	µg/L	0.31
73085	Bromochloromethane	Pump	N	SW8260	11/10/2003	0.22	U	µg/L	0.22
32101	Bromodichloromethane	Pump	N	SW8260	11/10/2003	0.10	U	µg/L	0.10
32104	Bromoform	Pump	N	SW8260	11/10/2003	0.11	U	µg/L	0.11
34413	Bromomethane	Pump	N	SW8260	11/10/2003	0.12	U	µg/L	0.12
81595	2-Butanone	Pump	N	SW8260	11/10/2003	0.29	U	µg/L	0.29
77041	Carbon disulfide	Pump	N	SW8260	11/10/2003	0.25	U	µg/L	0.25
32102	Carbon tetrachloride	Pump	N	SW8260	11/10/2003	0.25	U	µg/L	0.25
34301	Chlorobenzene	Pump	N	SW8260	11/10/2003	0.10	U	µg/L	0.10
34311	Chloroethane	Pump	N	SW8260	11/10/2003	0.16	U	µg/L	0.16
32106	Chloroform	Pump	N	SW8260	11/10/2003	0.28	U	µg/L	0.28
34418	Chloromethane	Pump	N	SW8260	11/10/2003	0.31	U	µg/L	0.31
32105	Dibromochloromethane	Pump	N	SW8260	11/10/2003	0.16	U	µg/L	0.16
77596	Dibromomethane	Pump	N	SW8260	11/10/2003	0.13	U	µg/L	0.13
77268	trans-1,4-Dichloro-2-butene	Pump	N	SW8260	11/10/2003	0.14	U	µg/L	0.14
34536	1,2-Dichlorobenzene	Pump	N	SW8260	11/10/2003	0.18	U	µg/L	0.18
34571	1,4-Dichlorobenzene	Pump	N	SW8260	11/10/2003	0.10	U	µg/L	0.10
34496	1,1-Dichloroethane	Pump	N	SW8260	11/10/2003	0.30	U	µg/L	0.30
34531	1,2-Dichloroethane	Pump	N	SW8260	11/10/2003	0.10	U	µg/L	0.10
34501	1,1-Dichloroethene	Pump	N	SW8260	11/10/2003	0.10	U	µg/L	0.10
77093	cis-1,2-Dichloroethene	Pump	N	SW8260	11/10/2003	0.15	U	µg/L	0.15
34546	trans-1,2-Dichloroethene	Pump	N	SW8260	11/10/2003	0.17	U	µg/L	0.17
34541	1,2-Dichloropropane	Pump	N	SW8260	11/10/2003	0.12	U	µg/L	0.12
34704	cis-1,3-Dichloropropene	Pump	N	SW8260	11/10/2003	0.070	U	µg/L	0.070
34699	trans-1,3-Dichloropropene	Pump	N	SW8260	11/10/2003	0.11	U	µg/L	0.11

Data Qualifier Code Key:

*	Value exceeds Maximum Contaminant Level	I	Analyte detected below quantitation limits
S	Spike Recovery outside accepted recovery limits	U	Not Detected Above the MDL

Tomoka Semiannual GW
PARAMETER MONITORING REPORT
Ground Water (Rule 62-520.400,.420, .460)
Surface Water (Rule 62-302.500, .510, .503)
Leachate (Rule 62-701.510)
LAB Submission Number: F03100721
Sample Number: F03100721-017

Facility WACS:	64-00027540	**Sample Date/Time:**	10/28/2003 3:16:00 PM
Well/Sampling Point WACS:	15801	**Report Period:**	Tomoka October 03
Well/Sampling Point Name:	B-38-1	**Well Purged:**	YES
Classification of Groundwater:	G-II	**Well Type:**	Compliance
Ground Water Elevation: (NGVD):	24.48		

Storet Code	Parameter Monitored	Sampling Method	Filtered Y/N	Analysis Method	Analysis Date	Analysis Result	Q	Units	Detection Limits
34371	Ethylbenzene	Pump	N	SW8260	11/10/2003	0.12	U	µg/L	0.12
77103	2-Hexanone	Pump	N	SW8260	11/10/2003	0.26	U	µg/L	0.26
77424	Iodomethane	Pump	N	SW8260	11/10/2003	0.38	U	µg/L	0.38
81596	4-Methyl-2-pentanone	Pump	N	SW8260	11/10/2003	0.21	U	µg/L	0.21
34423	Methylene chloride	Pump	N	SW8260	11/10/2003	0.26	U	µg/L	0.26
77128	Styrene	Pump	N	SW8260	11/10/2003	0.17	U	µg/L	0.17
77562	1,1,1,2-Tetrachloroethane	Pump	N	SW8260	11/10/2003	0.15	U	µg/L	0.15
34516	1,1,2,2-Tetrachloroethane	Pump	N	SW8260	11/10/2003	0.11	U	µg/L	0.11
34475	Tetrachloroethene	Pump	N	SW8260	11/10/2003	0.11	U	µg/L	0.11
34010	Toluene	Pump	N	SW8260	11/10/2003	0.10	U	µg/L	0.10
34506	1,1,1-Trichloroethane	Pump	N	SW8260	11/10/2003	0.24	U	µg/L	0.24
34511	1,1,2-Trichloroethane	Pump	N	SW8260	11/10/2003	0.13	U	µg/L	0.13
39180	Trichloroethene	Pump	N	SW8260	11/10/2003	0.15	U	µg/L	0.15
34488	Trichlorofluoromethane	Pump	N	SW8260	11/10/2003	0.32	U	µg/L	0.32
77443	1,2,3-Trichloropropane	Pump	N	SW8260	11/10/2003	0.30	U	µg/L	0.30
77057	Vinyl acetate	Pump	N	SW8260	11/10/2003	0.15	U	µg/L	0.15
39175	Vinyl chloride	Pump	N	SW8260	11/10/2003	0.14	U	µg/L	0.14
34020	Xylenes, Total	Pump	N	SW8260	11/10/2003	0.29	U	µg/L	0.29

Data Qualifier Code Key:

*	Value exceeds Maximum Contaminant Level	I	Analyte detected below quantitation limits
S	Spike Recovery outside accepted recovery limits	U	Not Detected Above the MDL

Tomoka Semiannual GW
PARAMETER MONITORING REPORT
Ground Water (Rule 62-520.400,.420, .460)
Surface Water (Rule 62-302.500, .510, .503)
Leachate (Rule 62-701.510)
LAB Submission Number: F03100721
Sample Number: F03100721-018

Facility WACS:	64-00027540	**Sample Date/Time:**	10/28/2003 3:20:00 PM
Well/Sampling Point WACS:	15802	**Report Period:**	Tomoka October 03
Well/Sampling Point Name:	B-38-2	**Well Purged:**	YES
Classification of Groundwater:	G-II	**Well Type:**	Compliance
Ground Water Elevation: (NGVD):	25.93		

Storet Code	Parameter Monitored	Sampling Method	Filtered Y/N	Analysis Method	Analysis Date	Analysis Result	Q	Units	Detection Limits
	FIELD								
	Conductivity	Pump	N	FLD	10/28/2003	529		umhos/c	
	Depth To Water	Pump	N	FLD	10/28/2003	2.15			
	Dissolved Oxygen	Pump	N	FLD	10/28/2003	0.61		mg/L	
	pH	Pump	N	FLD	10/28/2003	5.91		S.U.	
	Reference Elevation	Pump	N	FLD	10/28/2003	28.08			
	Temperature	Pump	N	FLD	10/28/2003	23.3		deg C	
	Turbidity	Pump	N	FLD	10/28/2003	1.8		NTU	
	INORGANICS								
70300	Solids, Total Dissolved	Pump	N	E160.1	10/29/2003	360		mg/L	1.2
00940	Chloride	Pump	N	E300.0	10/30/2003	37		mg/L	0.20
00620	Nitrogen, Nitrate	Pump	N	E300.0	10/29/2003	0.016	U	mg/L	0.016
00945	Sulfate	Pump	N	E300.0	10/29/2003	0.45	I	mg/L	0.058
00610	Nitrogen, Ammonia (As N)	Pump	N	E350.1	10/29/2003	3.3		mg/L	0.0040
	METALS								
01002	Arsenic	Pump	N	SW6010	10/30/2003	2.0	U	µg/L	2.0
01007	Barium	Pump	N	SW6010	10/30/2003	34		µg/L	0.074
01012	Beryllium	Pump	N	SW6010	10/30/2003	0.12	U	µg/L	0.12
01027	Cadmium	Pump	N	SW6010	10/30/2003	0.24	U	µg/L	0.24
01034	Chromium	Pump	N	SW6010	10/30/2003	1.1	I	µg/L	0.60
01037	Cobalt	Pump	N	SW6010	10/30/2003	1.5	U	µg/L	1.5
01042	Copper	Pump	N	SW6010	10/30/2003	0.93	I	µg/L	0.58
01045	Iron	Pump	N	SW6010	10/30/2003	8500		µg/L	13
01051	Lead	Pump	N	SW6010	10/30/2003	1.8	U	µg/L	1.8
01067	Nickel	Pump	N	SW6010	10/30/2003	2.0	U	µg/L	2.0
01147	Selenium	Pump	N	SW6010	10/30/2003	4.0	U	µg/L	4.0
01077	Silver	Pump	N	SW6010	10/30/2003	1.4	U	µg/L	1.4
00929	Sodium	Pump	N	SW6010	10/30/2003	28000		µg/L	230
01087	Vanadium	Pump	N	SW6010	10/30/2003	1.6	I	µg/L	0.40
01092	Zinc	Pump	N	SW6010	10/30/2003	2.3	U	µg/L	2.3
01097	Antimony	Pump	N	SW7041	11/4/2003	0.35	U	µg/L	0.35

Data Qualifier Code Key:

*	Value exceeds Maximum Contaminant Level	I	Analyte detected below quantitation limits
S	Spike Recovery outside accepted recovery limits	U	Not Detected Above the MDL

Tomoka Semiannual GW
PARAMETER MONITORING REPORT
Ground Water (Rule 62-520.400,.420, .460)
Surface Water (Rule 62-302.500, .510, .503)
Leachate (Rule 62-701.510)
LAB Submission Number: F03100721
Sample Number: F03100721-018

Facility WACS:	64-00027540	**Sample Date/Time:**	10/28/2003 3:20:00 PM
Well/Sampling Point WACS:	15802	**Report Period:**	Tomoka October 03
Well/Sampling Point Name:	B-38-2	**Well Purged:**	YES
Classification of Groundwater:	G-II	**Well Type:**	Compliance
Ground Water Elevation: (NGVD):	25.93		

Storet Code	Parameter Monitored	Sampling Method	Filtered Y/N	Analysis Method	Analysis Date	Analysis Result	Q	Units	Detection Limits
71900	Mercury	Pump	N	SW7470	11/4/2003	0.044	I	µg/L	0.036
01059	Thallium	Pump	N	SW7841	11/7/2003	0.25	U	µg/L	0.25
	ORGANICS								
49146	1,2-Dibromo-3-chloropropane	Pump	N	SW8011	10/31/2003	0.0041	U	µg/L	0.0041
77651	Ethylene Dibromide	Pump	N	SW8011	10/31/2003	0.0038	U	µg/L	0.0038
81552	Acetone	Pump	N	SW8260	11/8/2003	0.91	U	µg/L	0.91
34215	Acrylonitrile	Pump	N	SW8260	11/8/2003	0.93	U	µg/L	0.93
34030	Benzene	Pump	N	SW8260	11/8/2003	0.31	U	µg/L	0.31
73085	Bromochloromethane	Pump	N	SW8260	11/8/2003	0.22	U	µg/L	0.22
32101	Bromodichloromethane	Pump	N	SW8260	11/8/2003	0.10	U	µg/L	0.10
32104	Bromoform	Pump	N	SW8260	11/8/2003	0.11	U	µg/L	0.11
34413	Bromomethane	Pump	N	SW8260	11/8/2003	0.12	U	µg/L	0.12
81595	2-Butanone	Pump	N	SW8260	11/8/2003	0.29	U	µg/L	0.29
77041	Carbon disulfide	Pump	N	SW8260	11/8/2003	0.25	U	µg/L	0.25
32102	Carbon tetrachloride	Pump	N	SW8260	11/8/2003	0.25	U	µg/L	0.25
34301	Chlorobenzene	Pump	N	SW8260	11/8/2003	0.10	U	µg/L	0.10
34311	Chloroethane	Pump	N	SW8260	11/8/2003	0.16	U	µg/L	0.16
32106	Chloroform	Pump	N	SW8260	11/8/2003	0.28	U	µg/L	0.28
34418	Chloromethane	Pump	N	SW8260	11/8/2003	0.31	U	µg/L	0.31
32105	Dibromochloromethane	Pump	N	SW8260	11/8/2003	0.16	U	µg/L	0.16
77596	Dibromomethane	Pump	N	SW8260	11/8/2003	0.13	U	µg/L	0.13
77268	trans-1,4-Dichloro-2-butene	Pump	N	SW8260	11/8/2003	0.14	U	µg/L	0.14
34536	1,2-Dichlorobenzene	Pump	N	SW8260	11/8/2003	0.18	U	µg/L	0.18
34571	1,4-Dichlorobenzene	Pump	N	SW8260	11/8/2003	0.10	U	µg/L	0.10
34496	1,1-Dichloroethane	Pump	N	SW8260	11/8/2003	0.30	U	µg/L	0.30
34531	1,2-Dichloroethane	Pump	N	SW8260	11/8/2003	0.10	U	µg/L	0.10
34501	1,1-Dichloroethene	Pump	N	SW8260	11/8/2003	0.10	U	µg/L	0.10
77093	cis-1,2-Dichloroethene	Pump	N	SW8260	11/8/2003	0.15	U	µg/L	0.15
34546	trans-1,2-Dichloroethene	Pump	N	SW8260	11/8/2003	0.17	U	µg/L	0.17
34541	1,2-Dichloropropane	Pump	N	SW8260	11/8/2003	0.12	U	µg/L	0.12
34704	cis-1,3-Dichloropropene	Pump	N	SW8260	11/8/2003	0.070	U	µg/L	0.070
34699	trans-1,3-Dichloropropene	Pump	N	SW8260	11/8/2003	0.11	U	µg/L	0.11

Data Qualifier Code Key:

*	Value exceeds Maximum Contaminant Level	I	Analyte detected below quantitation limits
S	Spike Recovery outside accepted recovery limits	U	Not Detected Above the MDL

Tomoka Semiannual GW
PARAMETER MONITORING REPORT
Ground Water (Rule 62-520.400,.420, .460)
Surface Water (Rule 62-302.500, .510, .503)
Leachate (Rule 62-701.510)
LAB Submission Number: F03100721
Sample Number: F03100721-018

Facility WACS:	64-00027540	**Sample Date/Time:**	10/28/2003 3:20:00 PM
Well/Sampling Point WACS:	15802	**Report Period:**	Tomoka October 03
Well/Sampling Point Name:	B-38-2	**Well Purged:**	YES
Classification of Groundwater:	G-II	**Well Type:**	Compliance
Ground Water Elevation: (NGVD):	25.93		

Storet Code	Parameter Monitored	Sampling Method	Filtered Y/N	Analysis Method	Analysis Date	Analysis Result	Q	Units	Detection Limits
34371	Ethylbenzene	Pump	N	SW8260	11/8/2003	0.12	U	µg/L	0.12
77103	2-Hexanone	Pump	N	SW8260	11/8/2003	0.26	U	µg/L	0.26
77424	Iodomethane	Pump	N	SW8260	11/8/2003	0.38	U	µg/L	0.38
81596	4-Methyl-2-pentanone	Pump	N	SW8260	11/8/2003	0.21	U	µg/L	0.21
34423	Methylene chloride	Pump	N	SW8260	11/8/2003	0.26	U	µg/L	0.26
77128	Styrene	Pump	N	SW8260	11/8/2003	0.17	U	µg/L	0.17
77562	1,1,1,2-Tetrachloroethane	Pump	N	SW8260	11/8/2003	0.15	U	µg/L	0.15
34516	1,1,2,2-Tetrachloroethane	Pump	N	SW8260	11/8/2003	0.11	U	µg/L	0.11
34475	Tetrachloroethene	Pump	N	SW8260	11/8/2003	0.11	U	µg/L	0.11
34010	Toluene	Pump	N	SW8260	11/8/2003	0.10	U	µg/L	0.10
34506	1,1,1-Trichloroethane	Pump	N	SW8260	11/8/2003	0.24	U	µg/L	0.24
34511	1,1,2-Trichloroethane	Pump	N	SW8260	11/8/2003	0.13	U	µg/L	0.13
39180	Trichloroethene	Pump	N	SW8260	11/8/2003	0.15	U	µg/L	0.15
34488	Trichlorofluoromethane	Pump	N	SW8260	11/8/2003	0.32	U	µg/L	0.32
77443	1,2,3-Trichloropropane	Pump	N	SW8260	11/8/2003	0.30	U	µg/L	0.30
77057	Vinyl acetate	Pump	N	SW8260	11/8/2003	0.15	U	µg/L	0.15
39175	Vinyl chloride	Pump	N	SW8260	11/8/2003	0.14	U	µg/L	0.14
34020	Xylenes, Total	Pump	N	SW8260	11/8/2003	0.29	U	µg/L	0.29

Data Qualifier Code Key:

*	Value exceeds Maximum Contaminant Level	I	Analyte detected below quantitation limits
S	Spike Recovery outside accepted recovery limits	U	Not Detected Above the MDL

Tomoka Semiannual GW
PARAMETER MONITORING REPORT
Ground Water (Rule 62-520.400,.420, .460)
Surface Water (Rule 62-302.500, .510, .503)
Leachate (Rule 62-701.510)
LAB Submission Number: F03100721
Sample Number: F03100721-019

Facility WACS:	64-00027540	**Sample Date/Time:**	10/28/2003 2:48:00 PM
Well/Sampling Point WACS:	15803	**Report Period:**	Tomoka October 03
Well/Sampling Point Name:	B-39	**Well Purged:**	YES
Classification of Groundwater:	G-II	**Well Type:**	Compliance
Ground Water Elevation: (NGVD):	24.08		

Storet Code	Parameter Monitored	Sampling Method	Filtered Y/N	Analysis Method	Analysis Date	Analysis Result	Q	Units	Detection Limits
	FIELD								
	Conductivity	Pump	N	FLD	10/28/2003	113		umhos/c	
	Depth To Water	Pump	N	FLD	10/28/2003	4.98			
	Dissolved Oxygen	Pump	N	FLD	10/28/2003	0.66		mg/L	
	pH	Pump	N	FLD	10/28/2003	4.73		S.U.	
	Reference Elevation	Pump	N	FLD	10/28/2003	29.06			
	Temperature	Pump	N	FLD	10/28/2003	24.5		deg C	
	Turbidity	Pump	N	FLD	10/28/2003	4.6		NTU	
	INORGANICS								
70300	Solids, Total Dissolved	Pump	N	E160.1	10/29/2003	110		mg/L	1.2
00940	Chloride	Pump	N	E300.0	10/29/2003	5.3		mg/L	0.10
00620	Nitrogen, Nitrate	Pump	N	E300.0	10/29/2003	0.020	I	mg/L	0.016
00945	Sulfate	Pump	N	E300.0	10/29/2003	23		mg/L	0.058
00610	Nitrogen, Ammonia (As N)	Pump	N	E350.1	10/29/2003	0.69		mg/L	0.0040
	METALS								
01002	Arsenic	Pump	N	SW6010	10/30/2003	4.7	I	µg/L	2.0
01007	Barium	Pump	N	SW6010	10/30/2003	26		µg/L	0.074
01012	Beryllium	Pump	N	SW6010	10/30/2003	0.12	U	µg/L	0.12
01027	Cadmium	Pump	N	SW6010	10/30/2003	0.24	U	µg/L	0.24
01034	Chromium	Pump	N	SW6010	10/30/2003	4.5	I	µg/L	0.60
01037	Cobalt	Pump	N	SW6010	10/30/2003	1.5	U	µg/L	1.5
01042	Copper	Pump	N	SW6010	10/30/2003	2.2	I	µg/L	0.58
01045	Iron	Pump	N	SW6010	10/30/2003	10000		µg/L	13
01051	Lead	Pump	N	SW6010	10/30/2003	2.5	I	µg/L	1.8
01067	Nickel	Pump	N	SW6010	10/30/2003	2.0	U	µg/L	2.0
01147	Selenium	Pump	N	SW6010	10/30/2003	4.0	U	µg/L	4.0
01077	Silver	Pump	N	SW6010	10/30/2003	1.4	U	µg/L	1.4
00929	Sodium	Pump	N	SW6010	10/30/2003	6300		µg/L	230
01087	Vanadium	Pump	N	SW6010	10/30/2003	17		µg/L	0.40
01092	Zinc	Pump	N	SW6010	10/30/2003	4.8	I	µg/L	2.3
01097	Antimony	Pump	N	SW7041	11/4/2003	0.35	U	µg/L	0.35

Data Qualifier Code Key:

*	Value exceeds Maximum Contaminant Level	I	Analyte detected below quantitation limits
S	Spike Recovery outside accepted recovery limits	U	Not Detected Above the MDL

Tomoka Semiannual GW
PARAMETER MONITORING REPORT
Ground Water (Rule 62-520.400,.420, .460)
Surface Water (Rule 62-302.500, .510, .503)
Leachate (Rule 62-701.510)
LAB Submission Number: F03100721
Sample Number: F03100721-019

Facility WACS:	64-00027540	**Sample Date/Time:**	10/28/2003 2:48:00 PM
Well/Sampling Point WACS:	15803	**Report Period:**	Tomoka October 03
Well/Sampling Point Name:	B-39	**Well Purged:**	YES
Classification of Groundwater:	G-II	**Well Type:**	Compliance
Ground Water Elevation: (NGVD):	24.08		

Storet Code	Parameter Monitored	Sampling Method	Filtered Y/N	Analysis Method	Analysis Date	Analysis Result	Q	Units	Detection Limits
71900	Mercury	Pump	N	SW7470	11/4/2003	0.044	I	µg/L	0.036
01059	Thallium	Pump	N	SW7841	11/7/2003	0.25	U	µg/L	0.25
	ORGANICS								
49146	1,2-Dibromo-3-chloropropane	Pump	N	SW8011	10/31/2003	0.0041	U	µg/L	0.0041
77651	Ethylene Dibromide	Pump	N	SW8011	10/31/2003	0.0038	U	µg/L	0.0038
81552	Acetone	Pump	N	SW8260	11/7/2003	0.91	U	µg/L	0.91
34215	Acrylonitrile	Pump	N	SW8260	11/7/2003	0.93	U	µg/L	0.93
34030	Benzene	Pump	N	SW8260	11/7/2003	0.31	U	µg/L	0.31
73085	Bromochloromethane	Pump	N	SW8260	11/7/2003	0.22	U	µg/L	0.22
32101	Bromodichloromethane	Pump	N	SW8260	11/7/2003	0.10	U	µg/L	0.10
32104	Bromoform	Pump	N	SW8260	11/7/2003	0.11	U	µg/L	0.11
34413	Bromomethane	Pump	N	SW8260	11/7/2003	0.12	U	µg/L	0.12
81595	2-Butanone	Pump	N	SW8260	11/7/2003	0.29	U	µg/L	0.29
77041	Carbon disulfide	Pump	N	SW8260	11/7/2003	0.25	U	µg/L	0.25
32102	Carbon tetrachloride	Pump	N	SW8260	11/7/2003	0.25	U	µg/L	0.25
34301	Chlorobenzene	Pump	N	SW8260	11/7/2003	0.10	U	µg/L	0.10
34311	Chloroethane	Pump	N	SW8260	11/7/2003	0.16	U	µg/L	0.16
32106	Chloroform	Pump	N	SW8260	11/7/2003	0.28	U	µg/L	0.28
34418	Chloromethane	Pump	N	SW8260	11/7/2003	0.31	U	µg/L	0.31
32105	Dibromochloromethane	Pump	N	SW8260	11/7/2003	0.16	U	µg/L	0.16
77596	Dibromomethane	Pump	N	SW8260	11/7/2003	0.13	U	µg/L	0.13
77268	trans-1,4-Dichloro-2-butene	Pump	N	SW8260	11/7/2003	0.14	U	µg/L	0.14
34536	1,2-Dichlorobenzene	Pump	N	SW8260	11/7/2003	0.18	U	µg/L	0.18
34571	1,4-Dichlorobenzene	Pump	N	SW8260	11/7/2003	0.10	U	µg/L	0.10
34496	1,1-Dichloroethane	Pump	N	SW8260	11/7/2003	0.30	U	µg/L	0.30
34531	1,2-Dichloroethane	Pump	N	SW8260	11/7/2003	0.10	U	µg/L	0.10
34501	1,1-Dichloroethene	Pump	N	SW8260	11/7/2003	0.10	U	µg/L	0.10
77093	cis-1,2-Dichloroethene	Pump	N	SW8260	11/7/2003	0.15	U	µg/L	0.15
34546	trans-1,2-Dichloroethene	Pump	N	SW8260	11/7/2003	0.17	U	µg/L	0.17
34541	1,2-Dichloropropane	Pump	N	SW8260	11/7/2003	0.12	U	µg/L	0.12
34704	cis-1,3-Dichloropropene	Pump	N	SW8260	11/7/2003	0.070	U	µg/L	0.070
34699	trans-1,3-Dichloropropene	Pump	N	SW8260	11/7/2003	0.11	U	µg/L	0.11

Data Qualifier Code Key:

*	Value exceeds Maximum Contaminant Level	I	Analyte detected below quantitation limits
S	Spike Recovery outside accepted recovery limits	U	Not Detected Above the MDL

Tomoka Semiannual GW
PARAMETER MONITORING REPORT
Ground Water (Rule 62-520.400,.420, .460)
Surface Water (Rule 62-302.500, .510, .503)
Leachate (Rule 62-701.510)
LAB Submission Number: F03100721
Sample Number: F03100721-019

Facility WACS:	64-00027540	**Sample Date/Time:**	10/28/2003 2:48:00 PM
Well/Sampling Point WACS:	15803	**Report Period:**	Tomoka October 03
Well/Sampling Point Name:	B-39	**Well Purged:**	YES
Classification of Groundwater:	G-II	**Well Type:**	Compliance
Ground Water Elevation: (NGVD):	24.08		

Storet Code	Parameter Monitored	Sampling Method	Filtered Y/N	Analysis Method	Analysis Date	Analysis Result	Q	Units	Detection Limits
34371	Ethylbenzene	Pump	N	SW8260	11/7/2003	0.12	U	µg/L	0.12
77103	2-Hexanone	Pump	N	SW8260	11/7/2003	0.26	U	µg/L	0.26
77424	Iodomethane	Pump	N	SW8260	11/7/2003	0.38	U	µg/L	0.38
81596	4-Methyl-2-pentanone	Pump	N	SW8260	11/7/2003	0.21	U	µg/L	0.21
34423	Methylene chloride	Pump	N	SW8260	11/7/2003	0.26	U	µg/L	0.26
77128	Styrene	Pump	N	SW8260	11/7/2003	0.17	U	µg/L	0.17
77562	1,1,1,2-Tetrachloroethane	Pump	N	SW8260	11/7/2003	0.15	U	µg/L	0.15
34516	1,1,2,2-Tetrachloroethane	Pump	N	SW8260	11/7/2003	0.11	U	µg/L	0.11
34475	Tetrachloroethene	Pump	N	SW8260	11/7/2003	0.11	U	µg/L	0.11
34010	Toluene	Pump	N	SW8260	11/7/2003	0.10	U	µg/L	0.10
34506	1,1,1-Trichloroethane	Pump	N	SW8260	11/7/2003	0.24	U	µg/L	0.24
34511	1,1,2-Trichloroethane	Pump	N	SW8260	11/7/2003	0.13	U	µg/L	0.13
39180	Trichloroethene	Pump	N	SW8260	11/7/2003	0.15	U	µg/L	0.15
34488	Trichlorofluoromethane	Pump	N	SW8260	11/7/2003	0.32	U	µg/L	0.32
77443	1,2,3-Trichloropropane	Pump	N	SW8260	11/7/2003	0.30	U	µg/L	0.30
77057	Vinyl acetate	Pump	N	SW8260	11/7/2003	0.15	U	µg/L	0.15
39175	Vinyl chloride	Pump	N	SW8260	11/7/2003	0.14	U	µg/L	0.14
34020	Xylenes, Total	Pump	N	SW8260	11/7/2003	0.29	U	µg/L	0.29

Data Qualifier Code Key:

*	Value exceeds Maximum Contaminant Level	I	Analyte detected below quantitation limits
S	Spike Recovery outside accepted recovery limits	U	Not Detected Above the MDL

Tomoka Semiannual GW
PARAMETER MONITORING REPORT
Ground Water (Rule 62-520.400,.420, .460)
Surface Water (Rule 62-302.500, .510, .503)
Leachate (Rule 62-701.510)
LAB Submission Number: F03100721
Sample Number: F03100721-020

Facility WACS:	64-00027540	**Sample Date/Time:**	10/28/2003 10:04:00 AM
Well/Sampling Point WACS:	15804	**Report Period:**	Tomoka October 03
Well/Sampling Point Name:	B-40-1	**Well Purged:**	YES
Classification of Groundwater:	G-II	**Well Type:**	Compliance
Ground Water Elevation: (NGVD):	22.49		

Storet Code	Parameter Monitored	Sampling Method	Filtered Y/N	Analysis Method	Analysis Date	Analysis Result	Q	Units	Detection Limits
	FIELD								
	Conductivity	Pump	N	FLD	10/28/2003	486		umhos/c	
	Depth To Water	Pump	N	FLD	10/28/2003	5.15			
	Dissolved Oxygen	Pump	N	FLD	10/28/2003	0.54		mg/L	
	pH	Pump	N	FLD	10/28/2003	5.31		S.U.	
	Reference Elevation	Pump	N	FLD	10/28/2003	27.64			
	Temperature	Pump	N	FLD	10/28/2003	22.0		deg C	
	Turbidity	Pump	N	FLD	10/28/2003	2.4		NTU	
	INORGANICS								
70300	Solids, Total Dissolved	Pump	N	E160.1	10/29/2003	370		mg/L	1.2
00940	Chloride	Pump	N	E300.0	10/30/2003	64		mg/L	0.20
00620	Nitrogen, Nitrate	Pump	N	E300.0	10/29/2003	0.016	U	mg/L	0.016
00945	Sulfate	Pump	N	E300.0	10/29/2003	87		mg/L	0.058
00610	Nitrogen, Ammonia (As N)	Pump	N	E350.1	10/29/2003	0.35		mg/L	0.0040
	METALS								
01002	Arsenic	Pump	N	SW6010	10/30/2003	2.0	U	µg/L	2.0
01007	Barium	Pump	N	SW6010	10/30/2003	110		µg/L	0.074
01012	Beryllium	Pump	N	SW6010	10/30/2003	0.12	U	µg/L	0.12
01027	Cadmium	Pump	N	SW6010	10/30/2003	0.24	U	µg/L	0.24
01034	Chromium	Pump	N	SW6010	10/30/2003	1.9	I	µg/L	0.60
01037	Cobalt	Pump	N	SW6010	10/30/2003	1.5	U	µg/L	1.5
01042	Copper	Pump	N	SW6010	10/30/2003	0.82	I	µg/L	0.58
01045	Iron	Pump	N	SW6010	10/30/2003	12000		µg/L	13
01051	Lead	Pump	N	SW6010	10/30/2003	1.8	U	µg/L	1.8
01067	Nickel	Pump	N	SW6010	10/30/2003	2.1	I	µg/L	2.0
01147	Selenium	Pump	N	SW6010	10/30/2003	4.0	U	µg/L	4.0
01077	Silver	Pump	N	SW6010	10/30/2003	1.4	U	µg/L	1.4
00929	Sodium	Pump	N	SW6010	10/30/2003	46000		µg/L	230
01087	Vanadium	Pump	N	SW6010	10/30/2003	2.5	I	µg/L	0.40
01092	Zinc	Pump	N	SW6010	10/30/2003	4.0	I	µg/L	2.3
01097	Antimony	Pump	N	SW7041	11/4/2003	0.35	U	µg/L	0.35

Data Qualifier Code Key:

*	Value exceeds Maximum Contaminant Level	I	Analyte detected below quantitation limits
S	Spike Recovery outside accepted recovery limits	U	Not Detected Above the MDL

Tomoka Semiannual GW
PARAMETER MONITORING REPORT
Ground Water (Rule 62-520.400,.420, .460)
Surface Water (Rule 62-302.500, .510, .503)
Leachate (Rule 62-701.510)
LAB Submission Number: F03100721
Sample Number: F03100721-020

Facility WACS:	64-00027540	**Sample Date/Time:**	10/28/2003 10:04:00 AM
Well/Sampling Point WACS:	15804	**Report Period:**	Tomoka October 03
Well/Sampling Point Name:	B-40-1	**Well Purged:**	YES
Classification of Groundwater:	G-II	**Well Type:**	Compliance
Ground Water Elevation: (NGVD):	22.49		

Storet Code	Parameter Monitored	Sampling Method	Filtered Y/N	Analysis Method	Analysis Date	Analysis Result	Q	Units	Detection Limits
71900	Mercury	Pump	N	SW7470	11/4/2003	0.050	I	µg/L	0.036
01059	Thallium	Pump	N	SW7841	11/7/2003	0.25	U	µg/L	0.25
	ORGANICS								
49146	1,2-Dibromo-3-chloropropane	Pump	N	SW8011	10/31/2003	0.0041	U	µg/L	0.0041
77651	Ethylene Dibromide	Pump	N	SW8011	10/31/2003	0.0038	U	µg/L	0.0038
81552	Acetone	Pump	N	SW8260	11/8/2003	0.91	U	µg/L	0.91
34215	Acrylonitrile	Pump	N	SW8260	11/8/2003	0.93	U	µg/L	0.93
34030	Benzene	Pump	N	SW8260	11/8/2003	0.31	U	µg/L	0.31
73085	Bromochloromethane	Pump	N	SW8260	11/8/2003	0.22	U	µg/L	0.22
32101	Bromodichloromethane	Pump	N	SW8260	11/8/2003	0.10	U	µg/L	0.10
32104	Bromoform	Pump	N	SW8260	11/8/2003	0.11	U	µg/L	0.11
34413	Bromomethane	Pump	N	SW8260	11/8/2003	0.12	U	µg/L	0.12
81595	2-Butanone	Pump	N	SW8260	11/8/2003	0.29	U	µg/L	0.29
77041	Carbon disulfide	Pump	N	SW8260	11/8/2003	0.25	U	µg/L	0.25
32102	Carbon tetrachloride	Pump	N	SW8260	11/8/2003	0.25	U	µg/L	0.25
34301	Chlorobenzene	Pump	N	SW8260	11/8/2003	0.10	U	µg/L	0.10
34311	Chloroethane	Pump	N	SW8260	11/8/2003	0.16	U	µg/L	0.16
32106	Chloroform	Pump	N	SW8260	11/8/2003	0.28	U	µg/L	0.28
34418	Chloromethane	Pump	N	SW8260	11/8/2003	0.31	U	µg/L	0.31
32105	Dibromochloromethane	Pump	N	SW8260	11/8/2003	0.16	U	µg/L	0.16
77596	Dibromomethane	Pump	N	SW8260	11/8/2003	0.13	U	µg/L	0.13
77268	trans-1,4-Dichloro-2-butene	Pump	N	SW8260	11/8/2003	0.14	U	µg/L	0.14
34536	1,2-Dichlorobenzene	Pump	N	SW8260	11/8/2003	0.18	U	µg/L	0.18
34571	1,4-Dichlorobenzene	Pump	N	SW8260	11/8/2003	0.10	U	µg/L	0.10
34496	1,1-Dichloroethane	Pump	N	SW8260	11/8/2003	0.30	U	µg/L	0.30
34531	1,2-Dichloroethane	Pump	N	SW8260	11/8/2003	0.10	U	µg/L	0.10
34501	1,1-Dichloroethene	Pump	N	SW8260	11/8/2003	0.10	U	µg/L	0.10
77093	cis-1,2-Dichloroethene	Pump	N	SW8260	11/8/2003	0.15	U	µg/L	0.15
34546	trans-1,2-Dichloroethene	Pump	N	SW8260	11/8/2003	0.17	U	µg/L	0.17
34541	1,2-Dichloropropane	Pump	N	SW8260	11/8/2003	0.12	U	µg/L	0.12
34704	cis-1,3-Dichloropropene	Pump	N	SW8260	11/8/2003	0.070	U	µg/L	0.070
34699	trans-1,3-Dichloropropene	Pump	N	SW8260	11/8/2003	0.11	U	µg/L	0.11

Data Qualifier Code Key:

*	Value exceeds Maximum Contaminant Level	I	Analyte detected below quantitation limits
S	Spike Recovery outside accepted recovery limits	U	Not Detected Above the MDL

Tomoka Semiannual GW
PARAMETER MONITORING REPORT
Ground Water (Rule 62-520.400,.420, .460)
Surface Water (Rule 62-302.500, .510, .503)
Leachate (Rule 62-701.510)
LAB Submission Number: F03100721
Sample Number: F03100721-020

Facility WACS:	64-00027540	**Sample Date/Time:**	10/28/2003 10:04:00 AM
Well/Sampling Point WACS:	15804	**Report Period:**	Tomoka October 03
Well/Sampling Point Name:	B-40-1	**Well Purged:**	YES
Classification of Groundwater:	G-II	**Well Type:**	Compliance
Ground Water Elevation: (NGVD):	22.49		

Storet Code	Parameter Monitored	Sampling Method	Filtered Y/N	Analysis Method	Analysis Date	Analysis Result	Q	Units	Detection Limits
34371	Ethylbenzene	Pump	N	SW8260	11/8/2003	0.12	U	µg/L	0.12
77103	2-Hexanone	Pump	N	SW8260	11/8/2003	0.26	U	µg/L	0.26
77424	Iodomethane	Pump	N	SW8260	11/8/2003	0.38	U	µg/L	0.38
81596	4-Methyl-2-pentanone	Pump	N	SW8260	11/8/2003	0.21	U	µg/L	0.21
34423	Methylene chloride	Pump	N	SW8260	11/8/2003	0.26	U	µg/L	0.26
77128	Styrene	Pump	N	SW8260	11/8/2003	0.17	U	µg/L	0.17
77562	1,1,1,2-Tetrachloroethane	Pump	N	SW8260	11/8/2003	0.15	U	µg/L	0.15
34516	1,1,2,2-Tetrachloroethane	Pump	N	SW8260	11/8/2003	0.11	U	µg/L	0.11
34475	Tetrachloroethene	Pump	N	SW8260	11/8/2003	0.11	U	µg/L	0.11
34010	Toluene	Pump	N	SW8260	11/8/2003	0.10	U	µg/L	0.10
34506	1,1,1-Trichloroethane	Pump	N	SW8260	11/8/2003	0.24	U	µg/L	0.24
34511	1,1,2-Trichloroethane	Pump	N	SW8260	11/8/2003	0.13	U	µg/L	0.13
39180	Trichloroethene	Pump	N	SW8260	11/8/2003	0.15	U	µg/L	0.15
34488	Trichlorofluoromethane	Pump	N	SW8260	11/8/2003	0.32	U	µg/L	0.32
77443	1,2,3-Trichloropropane	Pump	N	SW8260	11/8/2003	0.30	U	µg/L	0.30
77057	Vinyl acetate	Pump	N	SW8260	11/8/2003	0.15	U	µg/L	0.15
39175	Vinyl chloride	Pump	N	SW8260	11/8/2003	0.14	U	µg/L	0.14
34020	Xylenes, Total	Pump	N	SW8260	11/8/2003	0.29	U	µg/L	0.29

Data Qualifier Code Key:

*	Value exceeds Maximum Contaminant Level	I	Analyte detected below quantitation limits
S	Spike Recovery outside accepted recovery limits	U	Not Detected Above the MDL

Tomoka Semiannual GW
PARAMETER MONITORING REPORT
Ground Water (Rule 62-520.400,.420, .460)
Surface Water (Rule 62-302.500, .510, .503)
Leachate (Rule 62-701.510)
LAB Submission Number: F03100721
Sample Number: F03100721-021

Facility WACS:	64-00027540	**Sample Date/Time:**	10/28/2003 9:59:00 AM
Well/Sampling Point WACS:	15805	**Report Period:**	Tomoka October 03
Well/Sampling Point Name:	B-40-2	**Well Purged:**	YES
Classification of Groundwater:	G-II	**Well Type:**	Compliance
Ground Water Elevation: (NGVD):	24.1		

Storet Code	Parameter Monitored	Sampling Method	Filtered Y/N	Analysis Method	Analysis Date	Analysis Result	Q	Units	Detection Limits
	FIELD								
	Conductivity	Pump	N	FLD	10/28/2003	552		umhos/c	
	Depth To Water	Pump	N	FLD	10/28/2003	3.58			
	Dissolved Oxygen	Pump	N	FLD	10/28/2003	0.76		mg/L	
	pH	Pump	N	FLD	10/28/2003	6.03		S.U.	
	Reference Elevation	Pump	N	FLD	10/28/2003	27.68			
	Temperature	Pump	N	FLD	10/28/2003	22.9		deg C	
	Turbidity	Pump	N	FLD	10/28/2003	5.7		NTU	
	INORGANICS								
70300	Solids, Total Dissolved	Pump	N	E160.1	10/29/2003	410		mg/L	1.2
00940	Chloride	Pump	N	E300.0	10/30/2003	17		mg/L	0.20
00620	Nitrogen, Nitrate	Pump	N	E300.0	10/29/2003	0.016	U	mg/L	0.016
00945	Sulfate	Pump	N	E300.0	10/29/2003	4.2		mg/L	0.058
00610	Nitrogen, Ammonia (As N)	Pump	N	E350.1	10/29/2003	2.5		mg/L	0.0040
	METALS								
01002	Arsenic	Pump	N	SW6010	10/30/2003	2.0	U	µg/L	2.0
01007	Barium	Pump	N	SW6010	10/30/2003	34		µg/L	0.074
01012	Beryllium	Pump	N	SW6010	10/30/2003	0.12	U	µg/L	0.12
01027	Cadmium	Pump	N	SW6010	10/30/2003	0.24	U	µg/L	0.24
01034	Chromium	Pump	N	SW6010	10/30/2003	1.1	I	µg/L	0.60
01037	Cobalt	Pump	N	SW6010	10/30/2003	1.5	U	µg/L	1.5
01042	Copper	Pump	N	SW6010	10/30/2003	1.1	I	µg/L	0.58
01045	Iron	Pump	N	SW6010	10/30/2003	1600		µg/L	13
01051	Lead	Pump	N	SW6010	10/30/2003	1.8	U	µg/L	1.8
01067	Nickel	Pump	N	SW6010	10/30/2003	2.0	U	µg/L	2.0
01147	Selenium	Pump	N	SW6010	10/30/2003	4.0	U	µg/L	4.0
01077	Silver	Pump	N	SW6010	10/30/2003	1.4	U	µg/L	1.4
00929	Sodium	Pump	N	SW6010	10/30/2003	19000		µg/L	230
01087	Vanadium	Pump	N	SW6010	10/30/2003	2.5	I	µg/L	0.40
01092	Zinc	Pump	N	SW6010	10/30/2003	2.3	U	µg/L	2.3
01097	Antimony	Pump	N	SW7041	11/4/2003	0.35	U	µg/L	0.35

Data Qualifier Code Key:
- * Value exceeds Maximum Contaminant Level
- S Spike Recovery outside accepted recovery limits
- I Analyte detected below quantitation limits
- U Not Detected Above the MDL

Tomoka Semiannual GW
PARAMETER MONITORING REPORT
Ground Water (Rule 62-520.400,.420, .460)
Surface Water (Rule 62-302.500, .510, .503)
Leachate (Rule 62-701.510)
LAB Submission Number: F03100721
Sample Number: F03100721-021

Facility WACS:	64-00027540	**Sample Date/Time:**	10/28/2003 9:59:00 AM
Well/Sampling Point WACS:	15805	**Report Period:**	Tomoka October 03
Well/Sampling Point Name:	B-40-2	**Well Purged:**	YES
Classification of Groundwater:	G-II	**Well Type:**	Compliance
Ground Water Elevation: (NGVD):	24.1		

Storet Code	Parameter Monitored	Sampling Method	Filtered Y/N	Analysis Method	Analysis Date	Analysis Result	Q	Units	Detection Limits
71900	Mercury	Pump	N	SW7470	11/4/2003	0.054	I	µg/L	0.036
01059	Thallium	Pump	N	SW7841	11/7/2003	0.25	U	µg/L	0.25
	ORGANICS								
49146	1,2-Dibromo-3-chloropropane	Pump	N	SW8011	10/31/2003	0.0041	U	µg/L	0.0041
77651	Ethylene Dibromide	Pump	N	SW8011	10/31/2003	0.0038	U	µg/L	0.0038
81552	Acetone	Pump	N	SW8260	11/9/2003	0.91	U	µg/L	0.91
34215	Acrylonitrile	Pump	N	SW8260	11/9/2003	0.93	U	µg/L	0.93
34030	Benzene	Pump	N	SW8260	11/9/2003	0.31	U	µg/L	0.31
73085	Bromochloromethane	Pump	N	SW8260	11/9/2003	0.22	U	µg/L	0.22
32101	Bromodichloromethane	Pump	N	SW8260	11/9/2003	0.10	U	µg/L	0.10
32104	Bromoform	Pump	N	SW8260	11/9/2003	0.11	U	µg/L	0.11
34413	Bromomethane	Pump	N	SW8260	11/9/2003	0.12	U	µg/L	0.12
81595	2-Butanone	Pump	N	SW8260	11/9/2003	0.29	U	µg/L	0.29
77041	Carbon disulfide	Pump	N	SW8260	11/9/2003	0.25	U	µg/L	0.25
32102	Carbon tetrachloride	Pump	N	SW8260	11/9/2003	0.25	U	µg/L	0.25
34301	Chlorobenzene	Pump	N	SW8260	11/9/2003	0.10	U	µg/L	0.10
34311	Chloroethane	Pump	N	SW8260	11/9/2003	0.16	U	µg/L	0.16
32106	Chloroform	Pump	N	SW8260	11/9/2003	0.28	U	µg/L	0.28
34418	Chloromethane	Pump	N	SW8260	11/9/2003	0.31	U	µg/L	0.31
32105	Dibromochloromethane	Pump	N	SW8260	11/9/2003	0.16	U	µg/L	0.16
77596	Dibromomethane	Pump	N	SW8260	11/9/2003	0.13	U	µg/L	0.13
77268	trans-1,4-Dichloro-2-butene	Pump	N	SW8260	11/9/2003	0.14	U	µg/L	0.14
34536	1,2-Dichlorobenzene	Pump	N	SW8260	11/9/2003	0.18	U	µg/L	0.18
34571	1,4-Dichlorobenzene	Pump	N	SW8260	11/9/2003	0.10	U	µg/L	0.10
34496	1,1-Dichloroethane	Pump	N	SW8260	11/9/2003	0.30	U	µg/L	0.30
34531	1,2-Dichloroethane	Pump	N	SW8260	11/9/2003	0.10	U	µg/L	0.10
34501	1,1-Dichloroethene	Pump	N	SW8260	11/9/2003	0.10	U	µg/L	0.10
77093	cis-1,2-Dichloroethene	Pump	N	SW8260	11/9/2003	0.15	U	µg/L	0.15
34546	trans-1,2-Dichloroethene	Pump	N	SW8260	11/9/2003	0.17	U	µg/L	0.17
34541	1,2-Dichloropropane	Pump	N	SW8260	11/9/2003	0.12	U	µg/L	0.12
34704	cis-1,3-Dichloropropene	Pump	N	SW8260	11/9/2003	0.070	U	µg/L	0.070
34699	trans-1,3-Dichloropropene	Pump	N	SW8260	11/9/2003	0.11	U	µg/L	0.11

Data Qualifier Code Key:

*	Value exceeds Maximum Contaminant Level	I	Analyte detected below quantitation limits
S	Spike Recovery outside accepted recovery limits	U	Not Detected Above the MDL

Tomoka Semiannual GW
PARAMETER MONITORING REPORT
Ground Water (Rule 62-520.400,.420, .460)
Surface Water (Rule 62-302.500, .510, .503)
Leachate (Rule 62-701.510)
LAB Submission Number: F03100721
Sample Number: F03100721-021

Facility WACS:	64-00027540	**Sample Date/Time:**	10/28/2003 9:59:00 AM
Well/Sampling Point WACS:	15805	**Report Period:**	Tomoka October 03
Well/Sampling Point Name:	B-40-2	**Well Purged:**	YES
Classification of Groundwater:	G-II	**Well Type:**	Compliance
Ground Water Elevation: (NGVD):	24.1		

Storet Code	Parameter Monitored	Sampling Method	Filtered Y/N	Analysis Method	Analysis Date	Analysis Result	Q	Units	Detection Limits
34371	Ethylbenzene	Pump	N	SW8260	11/9/2003	0.12	U	µg/L	0.12
77103	2-Hexanone	Pump	N	SW8260	11/9/2003	0.26	U	µg/L	0.26
77424	Iodomethane	Pump	N	SW8260	11/9/2003	0.38	U	µg/L	0.38
81596	4-Methyl-2-pentanone	Pump	N	SW8260	11/9/2003	0.21	U	µg/L	0.21
34423	Methylene chloride	Pump	N	SW8260	11/9/2003	0.26	U	µg/L	0.26
77128	Styrene	Pump	N	SW8260	11/9/2003	0.17	U	µg/L	0.17
77562	1,1,1,2-Tetrachloroethane	Pump	N	SW8260	11/9/2003	0.15	U	µg/L	0.15
34516	1,1,2,2-Tetrachloroethane	Pump	N	SW8260	11/9/2003	0.11	U	µg/L	0.11
34475	Tetrachloroethene	Pump	N	SW8260	11/9/2003	0.11	U	µg/L	0.11
34010	Toluene	Pump	N	SW8260	11/9/2003	0.10	U	µg/L	0.10
34506	1,1,1-Trichloroethane	Pump	N	SW8260	11/9/2003	0.24	U	µg/L	0.24
34511	1,1,2-Trichloroethane	Pump	N	SW8260	11/9/2003	0.13	U	µg/L	0.13
39180	Trichloroethene	Pump	N	SW8260	11/9/2003	0.15	U	µg/L	0.15
34488	Trichlorofluoromethane	Pump	N	SW8260	11/9/2003	0.32	U	µg/L	0.32
77443	1,2,3-Trichloropropane	Pump	N	SW8260	11/9/2003	0.30	U	µg/L	0.30
77057	Vinyl acetate	Pump	N	SW8260	11/9/2003	0.15	U	µg/L	0.15
39175	Vinyl chloride	Pump	N	SW8260	11/9/2003	0.14	U	µg/L	0.14
34020	Xylenes, Total	Pump	N	SW8260	11/9/2003	0.29	U	µg/L	0.29

Data Qualifier Code Key:	*	Value exceeds Maximum Contaminant Level	I	Analyte detected below quantitation limits
	S	Spike Recovery outside accepted recovery limits	U	Not Detected Above the MDL

Tomoka Semiannual GW
PARAMETER MONITORING REPORT
Ground Water (Rule 62-520.400,.420, .460)
Surface Water (Rule 62-302.500, .510, .503)
Leachate (Rule 62-701.510)
LAB Submission Number: F03100721
Sample Number: F03100721-022

Facility WACS:	64-00027540	**Sample Date/Time:**	10/28/2003 11:05:00 AM
Well/Sampling Point WACS:	15806	**Report Period:**	Tomoka October 03
Well/Sampling Point Name:	B-41-1	**Well Purged:**	YES
Classification of Groundwater:	G-II	**Well Type:**	Compliance
Ground Water Elevation: (NGVD):	21.38		

Storet Code	Parameter Monitored	Sampling Method	Filtered Y/N	Analysis Method	Analysis Date	Analysis Result	Q	Units	Detection Limits
	FIELD								
	Conductivity	Pump	N	FLD	10/28/2003	2107		umhos/c	
	Depth To Water	Pump	N	FLD	10/28/2003	7.76			
	Dissolved Oxygen	Pump	N	FLD	10/28/2003	0.72		mg/L	
	pH	Pump	N	FLD	10/28/2003	6.07		S.U.	
	Reference Elevation	Pump	N	FLD	10/28/2003	29.14			
	Temperature	Pump	N	FLD	10/28/2003	22.3		deg C	
	Turbidity	Pump	N	FLD	10/28/2003	1.4		NTU	
	INORGANICS								
70300	Solids, Total Dissolved	Pump	N	E160.1	10/29/2003	1300		mg/L	1.2
00940	Chloride	Pump	N	E300.0	10/31/2003	250		mg/L	0.61
00620	Nitrogen, Nitrate	Pump	N	E300.0	10/29/2003	0.016	U	mg/L	0.016
00945	Sulfate	Pump	N	E300.0	10/29/2003	15		mg/L	0.058
00610	Nitrogen, Ammonia (As N)	Pump	N	E350.1	10/29/2003	39		mg/L	0.040
	METALS								
01002	Arsenic	Pump	N	SW6010	10/30/2003	2.0	U	µg/L	2.0
01007	Barium	Pump	N	SW6010	10/30/2003	150		µg/L	0.074
01012	Beryllium	Pump	N	SW6010	10/30/2003	0.25	I	µg/L	0.12
01027	Cadmium	Pump	N	SW6010	10/30/2003	0.24	U	µg/L	0.24
01034	Chromium	Pump	N	SW6010	10/30/2003	4.5	I	µg/L	0.60
01037	Cobalt	Pump	N	SW6010	10/30/2003	3.7	I	µg/L	1.5
01042	Copper	Pump	N	SW6010	10/30/2003	1.2	I	µg/L	0.58
01045	Iron	Pump	N	SW6010	10/30/2003	23000		µg/L	13
01051	Lead	Pump	N	SW6010	10/30/2003	1.8	U	µg/L	1.8
01067	Nickel	Pump	N	SW6010	10/30/2003	2.0	U	µg/L	2.0
01147	Selenium	Pump	N	SW6010	10/30/2003	4.0	U	µg/L	4.0
01077	Silver	Pump	N	SW6010	10/30/2003	1.4	U	µg/L	1.4
00929	Sodium	Pump	N	SW6010	10/30/2003	190000		µg/L	230
01087	Vanadium	Pump	N	SW6010	10/30/2003	8.4	I	µg/L	0.40
01092	Zinc	Pump	N	SW6010	10/30/2003	2.3	U	µg/L	2.3
01097	Antimony	Pump	N	SW7041	11/4/2003	0.35	U	µg/L	0.35

Data Qualifier Code Key:

*	Value exceeds Maximum Contaminant Level	I	Analyte detected below quantitation limits
S	Spike Recovery outside accepted recovery limits	U	Not Detected Above the MDL

Tomoka Semiannual GW
PARAMETER MONITORING REPORT
Ground Water (Rule 62-520.400,.420, .460)
Surface Water (Rule 62-302.500, .510, .503)
Leachate (Rule 62-701.510)
LAB Submission Number: F03100721
Sample Number: F03100721-022

Facility WACS:	64-00027540	**Sample Date/Time:**	10/28/2003 11:05:00 AM
Well/Sampling Point WACS:	15806	**Report Period:**	Tomoka October 03
Well/Sampling Point Name:	B-41-1	**Well Purged:**	YES
Classification of Groundwater:	G-II	**Well Type:**	Compliance
Ground Water Elevation: (NGVD):	21.38		

Storet Code	Parameter Monitored	Sampling Method	Filtered Y/N	Analysis Method	Analysis Date	Analysis Result	Q	Units	Detection Limits
71900	Mercury	Pump	N	SW7470	11/4/2003	0.064	I	µg/L	0.036
01059	Thallium	Pump	N	SW7841	11/7/2003	0.25	U	µg/L	0.25
	ORGANICS								
49146	1,2-Dibromo-3-chloropropane	Pump	N	SW8011	10/31/2003	0.0041	U	µg/L	0.0041
77651	Ethylene Dibromide	Pump	N	SW8011	10/31/2003	0.0038	U	µg/L	0.0038
81552	Acetone	Pump	N	SW8260	11/9/2003	0.91	U	µg/L	0.91
34215	Acrylonitrile	Pump	N	SW8260	11/9/2003	0.93	U	µg/L	0.93
34030	Benzene	Pump	N	SW8260	11/9/2003	1.9		µg/L	0.31
73085	Bromochloromethane	Pump	N	SW8260	11/9/2003	0.22	U	µg/L	0.22
32101	Bromodichloromethane	Pump	N	SW8260	11/9/2003	0.10	U	µg/L	0.10
32104	Bromoform	Pump	N	SW8260	11/9/2003	0.11	U	µg/L	0.11
34413	Bromomethane	Pump	N	SW8260	11/9/2003	0.12	U	µg/L	0.12
81595	2-Butanone	Pump	N	SW8260	11/9/2003	0.29	U	µg/L	0.29
77041	Carbon disulfide	Pump	N	SW8260	11/9/2003	0.25	U	µg/L	0.25
32102	Carbon tetrachloride	Pump	N	SW8260	11/9/2003	0.25	U	µg/L	0.25
34301	Chlorobenzene	Pump	N	SW8260	11/9/2003	0.78	I	µg/L	0.10
34311	Chloroethane	Pump	N	SW8260	11/9/2003	0.16	U	µg/L	0.16
32106	Chloroform	Pump	N	SW8260	11/9/2003	0.28	U	µg/L	0.28
34418	Chloromethane	Pump	N	SW8260	11/9/2003	0.31	U	µg/L	0.31
32105	Dibromochloromethane	Pump	N	SW8260	11/9/2003	0.16	U	µg/L	0.16
77596	Dibromomethane	Pump	N	SW8260	11/9/2003	0.13	U	µg/L	0.13
77268	trans-1,4-Dichloro-2-butene	Pump	N	SW8260	11/9/2003	0.14	U	µg/L	0.14
34536	1,2-Dichlorobenzene	Pump	N	SW8260	11/9/2003	0.18	U	µg/L	0.18
34571	1,4-Dichlorobenzene	Pump	N	SW8260	11/9/2003	0.10	U	µg/L	0.10
34496	1,1-Dichloroethane	Pump	N	SW8260	11/9/2003	0.30	U	µg/L	0.30
34531	1,2-Dichloroethane	Pump	N	SW8260	11/9/2003	0.10	U	µg/L	0.10
34501	1,1-Dichloroethene	Pump	N	SW8260	11/9/2003	0.10	U	µg/L	0.10
77093	cis-1,2-Dichloroethene	Pump	N	SW8260	11/9/2003	0.22	I	µg/L	0.15
34546	trans-1,2-Dichloroethene	Pump	N	SW8260	11/9/2003	0.17	U	µg/L	0.17
34541	1,2-Dichloropropane	Pump	N	SW8260	11/9/2003	0.12	U	µg/L	0.12
34704	cis-1,3-Dichloropropene	Pump	N	SW8260	11/9/2003	0.070	U	µg/L	0.070
34699	trans-1,3-Dichloropropene	Pump	N	SW8260	11/9/2003	0.11	U	µg/L	0.11

Data Qualifier Code Key:

*	Value exceeds Maximum Contaminant Level	I	Analyte detected below quantitation limits
S	Spike Recovery outside accepted recovery limits	U	Not Detected Above the MDL

Tomoka Semiannual GW
PARAMETER MONITORING REPORT
Ground Water (Rule 62-520.400,.420, .460)
Surface Water (Rule 62-302.500, .510, .503)
Leachate (Rule 62-701.510)
LAB Submission Number: F03100721
Sample Number: F03100721-022

Facility WACS:	64-00027540	**Sample Date/Time:**	10/28/2003 11:05:00 AM
Well/Sampling Point WACS:	15806	**Report Period:**	Tomoka October 03
Well/Sampling Point Name:	B-41-1	**Well Purged:**	YES
Classification of Groundwater:	G-II	**Well Type:**	Compliance
Ground Water Elevation: (NGVD):	21.38		

Storet Code	Parameter Monitored	Sampling Method	Filtered Y/N	Analysis Method	Analysis Date	Analysis Result	Q	Units	Detection Limits
34371	Ethylbenzene	Pump	N	SW8260	11/9/2003	0.12	U	µg/L	0.12
77103	2-Hexanone	Pump	N	SW8260	11/9/2003	0.26	U	µg/L	0.26
77424	Iodomethane	Pump	N	SW8260	11/9/2003	0.38	U	µg/L	0.38
81596	4-Methyl-2-pentanone	Pump	N	SW8260	11/9/2003	0.21	U	µg/L	0.21
34423	Methylene chloride	Pump	N	SW8260	11/9/2003	0.26	U	µg/L	0.26
77128	Styrene	Pump	N	SW8260	11/9/2003	0.17	U	µg/L	0.17
77562	1,1,1,2-Tetrachloroethane	Pump	N	SW8260	11/9/2003	0.15	U	µg/L	0.15
34516	1,1,2,2-Tetrachloroethane	Pump	N	SW8260	11/9/2003	0.11	U	µg/L	0.11
34475	Tetrachloroethene	Pump	N	SW8260	11/9/2003	0.11	U	µg/L	0.11
34010	Toluene	Pump	N	SW8260	11/9/2003	0.12	I	µg/L	0.10
34506	1,1,1-Trichloroethane	Pump	N	SW8260	11/9/2003	0.24	U	µg/L	0.24
34511	1,1,2-Trichloroethane	Pump	N	SW8260	11/9/2003	0.13	U	µg/L	0.13
39180	Trichloroethene	Pump	N	SW8260	11/9/2003	0.15	U	µg/L	0.15
34488	Trichlorofluoromethane	Pump	N	SW8260	11/9/2003	0.32	U	µg/L	0.32
77443	1,2,3-Trichloropropane	Pump	N	SW8260	11/9/2003	0.30	U	µg/L	0.30
77057	Vinyl acetate	Pump	N	SW8260	11/9/2003	0.15	U	µg/L	0.15
39175	Vinyl chloride	Pump	N	SW8260	11/9/2003	0.14	U	µg/L	0.14
34020	Xylenes, Total	Pump	N	SW8260	11/9/2003	0.29	U	µg/L	0.29

Data Qualifier Code Key:	*	Value exceeds Maximum Contaminant Level	I	Analyte detected below quantitation limits
	S	Spike Recovery outside accepted recovery limits	U	Not Detected Above the MDL

Tomoka Semiannual GW
PARAMETER MONITORING REPORT
Ground Water (Rule 62-520.400,.420, .460)
Surface Water (Rule 62-302.500, .510, .503)
Leachate (Rule 62-701.510)
LAB Submission Number: F03100721
Sample Number: F03100721-023

Facility WACS:	64-00027540	**Sample Date/Time:**	10/28/2003 11:08:00 AM
Well/Sampling Point WACS:	15807	**Report Period:**	Tomoka October 03
Well/Sampling Point Name:	B-41-2	**Well Purged:**	YES
Classification of Groundwater:	G-II	**Well Type:**	Compliance
Ground Water Elevation: (NGVD):	24.12		

Storet Code	Parameter Monitored	Sampling Method	Filtered Y/N	Analysis Method	Analysis Date	Analysis Result	Q	Units	Detection Limits
	FIELD								
	Conductivity	Pump	N	FLD	10/28/2003	956		umhos/c	
	Depth To Water	Pump	N	FLD	10/28/2003	5.14			
	Dissolved Oxygen	Pump	N	FLD	10/28/2003	0.63		mg/L	
	pH	Pump	N	FLD	10/28/2003	6.59		S.U.	
	Reference Elevation	Pump	N	FLD	10/28/2003	29.26			
	Temperature	Pump	N	FLD	10/28/2003	23.5		deg C	
	Turbidity	Pump	N	FLD	10/28/2003	0.80		NTU	
	INORGANICS								
70300	Solids, Total Dissolved	Pump	N	E160.1	10/29/2003	630		mg/L	1.2
00940	Chloride	Pump	N	E300.0	10/29/2003	42		mg/L	0.10
00620	Nitrogen, Nitrate	Pump	N	E300.0	10/29/2003	0.016	I	mg/L	0.016
00945	Sulfate	Pump	N	E300.0	10/29/2003	14		mg/L	0.058
00610	Nitrogen, Ammonia (As N)	Pump	N	E350.1	10/29/2003	1.6		mg/L	0.0040
	METALS								
01002	Arsenic	Pump	N	SW6010	10/30/2003	2.0	U	µg/L	2.0
01007	Barium	Pump	N	SW6010	10/30/2003	48		µg/L	0.074
01012	Beryllium	Pump	N	SW6010	10/30/2003	0.12	U	µg/L	0.12
01027	Cadmium	Pump	N	SW6010	10/30/2003	0.24	U	µg/L	0.24
01034	Chromium	Pump	N	SW6010	10/30/2003	1.5	I	µg/L	0.60
01037	Cobalt	Pump	N	SW6010	10/30/2003	1.5	U	µg/L	1.5
01042	Copper	Pump	N	SW6010	10/30/2003	1.0	I	µg/L	0.58
01045	Iron	Pump	N	SW6010	10/30/2003	2600		µg/L	13
01051	Lead	Pump	N	SW6010	10/30/2003	1.9	I	µg/L	1.8
01067	Nickel	Pump	N	SW6010	10/30/2003	2.4	I	µg/L	2.0
01147	Selenium	Pump	N	SW6010	10/30/2003	4.0	U	µg/L	4.0
01077	Silver	Pump	N	SW6010	10/30/2003	1.4	U	µg/L	1.4
00929	Sodium	Pump	N	SW6010	10/30/2003	48000		µg/L	230
01087	Vanadium	Pump	N	SW6010	10/30/2003	2.1	I	µg/L	0.40
01092	Zinc	Pump	N	SW6010	10/30/2003	2.3	U	µg/L	2.3
01097	Antimony	Pump	N	SW7041	11/4/2003	0.35	U	µg/L	0.35

Data Qualifier Code Key:

*	Value exceeds Maximum Contaminant Level	I	Analyte detected below quantitation limits
S	Spike Recovery outside accepted recovery limits	U	Not Detected Above the MDL

Tomoka Semiannual GW
PARAMETER MONITORING REPORT
Ground Water (Rule 62-520.400,.420, .460)
Surface Water (Rule 62-302.500, .510, .503)
Leachate (Rule 62-701.510)
LAB Submission Number: F03100721
Sample Number: F03100721-023

Facility WACS:	64-00027540	**Sample Date/Time:**	10/28/2003 11:08:00 AM
Well/Sampling Point WACS:	15807	**Report Period:**	Tomoka October 03
Well/Sampling Point Name:	B-41-2	**Well Purged:**	YES
Classification of Groundwater:	G-II	**Well Type:**	Compliance
Ground Water Elevation: (NGVD):	24.12		

Storet Code	Parameter Monitored	Sampling Method	Filtered Y/N	Analysis Method	Analysis Date	Analysis Result	Q	Units	Detection Limits
71900	Mercury	Pump	N	SW7470	11/4/2003	0.036	U	µg/L	0.036
01059	Thallium	Pump	N	SW7841	11/7/2003	0.25	U	µg/L	0.25
	ORGANICS								
49146	1,2-Dibromo-3-chloropropane	Pump	N	SW8011	10/31/2003	0.0041	U	µg/L	0.0041
77651	Ethylene Dibromide	Pump	N	SW8011	10/31/2003	0.0038	U	µg/L	0.0038
81552	Acetone	Pump	N	SW8260	11/9/2003	0.91	U	µg/L	0.91
34215	Acrylonitrile	Pump	N	SW8260	11/9/2003	0.93	U	µg/L	0.93
34030	Benzene	Pump	N	SW8260	11/9/2003	0.31	U	µg/L	0.31
73085	Bromochloromethane	Pump	N	SW8260	11/9/2003	0.22	U	µg/L	0.22
32101	Bromodichloromethane	Pump	N	SW8260	11/9/2003	0.10	U	µg/L	0.10
32104	Bromoform	Pump	N	SW8260	11/9/2003	0.11	U	µg/L	0.11
34413	Bromomethane	Pump	N	SW8260	11/9/2003	0.12	U	µg/L	0.12
81595	2-Butanone	Pump	N	SW8260	11/9/2003	0.29	U	µg/L	0.29
77041	Carbon disulfide	Pump	N	SW8260	11/9/2003	0.25	U	µg/L	0.25
32102	Carbon tetrachloride	Pump	N	SW8260	11/9/2003	0.25	U	µg/L	0.25
34301	Chlorobenzene	Pump	N	SW8260	11/9/2003	0.10	U	µg/L	0.10
34311	Chloroethane	Pump	N	SW8260	11/9/2003	0.16	U	µg/L	0.16
32106	Chloroform	Pump	N	SW8260	11/9/2003	0.28	U	µg/L	0.28
34418	Chloromethane	Pump	N	SW8260	11/9/2003	0.31	U	µg/L	0.31
32105	Dibromochloromethane	Pump	N	SW8260	11/9/2003	0.16	U	µg/L	0.16
77596	Dibromomethane	Pump	N	SW8260	11/9/2003	0.13	U	µg/L	0.13
77268	trans-1,4-Dichloro-2-butene	Pump	N	SW8260	11/9/2003	0.14	U	µg/L	0.14
34536	1,2-Dichlorobenzene	Pump	N	SW8260	11/9/2003	0.18	U	µg/L	0.18
34571	1,4-Dichlorobenzene	Pump	N	SW8260	11/9/2003	0.10	U	µg/L	0.10
34496	1,1-Dichloroethane	Pump	N	SW8260	11/9/2003	0.30	U	µg/L	0.30
34531	1,2-Dichloroethane	Pump	N	SW8260	11/9/2003	0.10	U	µg/L	0.10
34501	1,1-Dichloroethene	Pump	N	SW8260	11/9/2003	0.10	U	µg/L	0.10
77093	cis-1,2-Dichloroethene	Pump	N	SW8260	11/9/2003	0.15	U	µg/L	0.15
34546	trans-1,2-Dichloroethene	Pump	N	SW8260	11/9/2003	0.17	U	µg/L	0.17
34541	1,2-Dichloropropane	Pump	N	SW8260	11/9/2003	0.12	U	µg/L	0.12
34704	cis-1,3-Dichloropropene	Pump	N	SW8260	11/9/2003	0.070	U	µg/L	0.070
34699	trans-1,3-Dichloropropene	Pump	N	SW8260	11/9/2003	0.11	U	µg/L	0.11

Data Qualifier Code Key:

*	Value exceeds Maximum Contaminant Level	I	Analyte detected below quantitation limits
S	Spike Recovery outside accepted recovery limits	U	Not Detected Above the MDL

Tomoka Semiannual GW
PARAMETER MONITORING REPORT
Ground Water (Rule 62-520.400,.420, .460)
Surface Water (Rule 62-302.500, .510, .503)
Leachate (Rule 62-701.510)
LAB Submission Number: F03100721
Sample Number: F03100721-023

Facility WACS:	64-00027540	**Sample Date/Time:**	10/28/2003 11:08:00 AM
Well/Sampling Point WACS:	15807	**Report Period:**	Tomoka October 03
Well/Sampling Point Name:	B-41-2	**Well Purged:**	YES
Classification of Groundwater:	G-II	**Well Type:**	Compliance
Ground Water Elevation: (NGVD):	24.12		

Storet Code	Parameter Monitored	Sampling Method	Filtered Y/N	Analysis Method	Analysis Date	Analysis Result	Q	Units	Detection Limits
34371	Ethylbenzene	Pump	N	SW8260	11/9/2003	0.12	U	µg/L	0.12
77103	2-Hexanone	Pump	N	SW8260	11/9/2003	0.26	U	µg/L	0.26
77424	Iodomethane	Pump	N	SW8260	11/9/2003	0.38	U	µg/L	0.38
81596	4-Methyl-2-pentanone	Pump	N	SW8260	11/9/2003	0.21	U	µg/L	0.21
34423	Methylene chloride	Pump	N	SW8260	11/9/2003	0.26	U	µg/L	0.26
77128	Styrene	Pump	N	SW8260	11/9/2003	0.17	U	µg/L	0.17
77562	1,1,1,2-Tetrachloroethane	Pump	N	SW8260	11/9/2003	0.15	U	µg/L	0.15
34516	1,1,2,2-Tetrachloroethane	Pump	N	SW8260	11/9/2003	0.11	U	µg/L	0.11
34475	Tetrachloroethene	Pump	N	SW8260	11/9/2003	0.11	U	µg/L	0.11
34010	Toluene	Pump	N	SW8260	11/9/2003	0.10	U	µg/L	0.10
34506	1,1,1-Trichloroethane	Pump	N	SW8260	11/9/2003	0.24	U	µg/L	0.24
34511	1,1,2-Trichloroethane	Pump	N	SW8260	11/9/2003	0.13	U	µg/L	0.13
39180	Trichloroethene	Pump	N	SW8260	11/9/2003	0.15	U	µg/L	0.15
34488	Trichlorofluoromethane	Pump	N	SW8260	11/9/2003	0.32	U	µg/L	0.32
77443	1,2,3-Trichloropropane	Pump	N	SW8260	11/9/2003	0.30	U	µg/L	0.30
77057	Vinyl acetate	Pump	N	SW8260	11/9/2003	0.15	U	µg/L	0.15
39175	Vinyl chloride	Pump	N	SW8260	11/9/2003	0.14	U	µg/L	0.14
34020	Xylenes, Total	Pump	N	SW8260	11/9/2003	0.29	U	µg/L	0.29

Data Qualifier Code Key:

*	Value exceeds Maximum Contaminant Level	I	Analyte detected below quantitation limits
S	Spike Recovery outside accepted recovery limits	U	Not Detected Above the MDL

Tomoka Semiannual GW
PARAMETER MONITORING REPORT
Ground Water (Rule 62-520.400,.420, .460)
Surface Water (Rule 62-302.500, .510, .503)
Leachate (Rule 62-701.510)
LAB Submission Number: F03100721
Sample Number: F03100721-024

Facility WACS:	64-00027540	**Sample Date/Time:**	10/28/2003 12:13:00 PM
Well/Sampling Point WACS:	15808	**Report Period:**	Tomoka October 03
Well/Sampling Point Name:	B-42-1	**Well Purged:**	YES
Classification of Groundwater:	G-II	**Well Type:**	Compliance
Ground Water Elevation: (NGVD):	21.9		

Storet Code	Parameter Monitored	Sampling Method	Filtered Y/N	Analysis Method	Analysis Date	Analysis Result	Q	Units	Detection Limits
	FIELD								
	Conductivity	Pump	N	FLD	10/28/2003	1275		umhos/c	
	Depth To Water	Pump	N	FLD	10/28/2003	6.60			
	Dissolved Oxygen	Pump	N	FLD	10/28/2003	0.69		mg/L	
	pH	Pump	N	FLD	10/28/2003	5.56		S.U.	
	Reference Elevation	Pump	N	FLD	10/28/2003	28.50			
	Temperature	Pump	N	FLD	10/28/2003	22.3		deg C	
	Turbidity	Pump	N	FLD	10/28/2003	0.75		NTU	
	INORGANICS								
70300	Solids, Total Dissolved	Pump	N	E160.1	10/29/2003	960		mg/L	1.2
00940	Chloride	Pump	N	E300.0	10/30/2003	170		mg/L	0.20
00620	Nitrogen, Nitrate	Pump	N	E300.0	10/29/2003	0.016	U	mg/L	0.016
00945	Sulfate	Pump	N	E300.0	11/4/2003	360		mg/L	0.29
00610	Nitrogen, Ammonia (As N)	Pump	N	E350.1	10/29/2003	0.50		mg/L	0.0040
	METALS								
01002	Arsenic	Pump	N	SW6010	10/30/2003	2.0	U	µg/L	2.0
01007	Barium	Pump	N	SW6010	10/30/2003	220		µg/L	0.074
01012	Beryllium	Pump	N	SW6010	10/30/2003	0.12	U	µg/L	0.12
01027	Cadmium	Pump	N	SW6010	10/30/2003	0.24	U	µg/L	0.24
01034	Chromium	Pump	N	SW6010	10/30/2003	1.8	I	µg/L	0.60
01037	Cobalt	Pump	N	SW6010	10/30/2003	1.5	U	µg/L	1.5
01042	Copper	Pump	N	SW6010	10/30/2003	1.2	I	µg/L	0.58
01045	Iron	Pump	N	SW6010	10/30/2003	24000		µg/L	13
01051	Lead	Pump	N	SW6010	10/30/2003	1.8	U	µg/L	1.8
01067	Nickel	Pump	N	SW6010	10/30/2003	2.0	U	µg/L	2.0
01147	Selenium	Pump	N	SW6010	10/30/2003	4.0	U	µg/L	4.0
01077	Silver	Pump	N	SW6010	10/30/2003	1.4	U	µg/L	1.4
00929	Sodium	Pump	N	SW6010	10/30/2003	98000		µg/L	230
01087	Vanadium	Pump	N	SW6010	10/30/2003	1.3	I	µg/L	0.40
01092	Zinc	Pump	N	SW6010	10/30/2003	4.7	I	µg/L	2.3
01097	Antimony	Pump	N	SW7041	11/4/2003	0.35	U	µg/L	0.35

Data Qualifier Code Key:

*	Value exceeds Maximum Contaminant Level	I	Analyte detected below quantitation limits
S	Spike Recovery outside accepted recovery limits	U	Not Detected Above the MDL

Tomoka Semiannual GW
PARAMETER MONITORING REPORT
Ground Water (Rule 62-520.400,.420, .460)
Surface Water (Rule 62-302.500, .510, .503)
Leachate (Rule 62-701.510)
LAB Submission Number: F03100721
Sample Number: F03100721-024

Facility WACS:	64-00027540	**Sample Date/Time:**	10/28/2003 12:13:00 PM
Well/Sampling Point WACS:	15808	**Report Period:**	Tomoka October 03
Well/Sampling Point Name:	B-42-1	**Well Purged:**	YES
Classification of Groundwater:	G-II	**Well Type:**	Compliance
Ground Water Elevation: (NGVD):	21.9		

Storet Code	Parameter Monitored	Sampling Method	Filtered Y/N	Analysis Method	Analysis Date	Analysis Result	Q	Units	Detection Limits
71900	Mercury	Pump	N	SW7470	11/4/2003	0.055	I	µg/L	0.036
01059	Thallium	Pump	N	SW7841	11/7/2003	0.25	U	µg/L	0.25
	ORGANICS								
49146	1,2-Dibromo-3-chloropropane	Pump	N	SW8011	10/31/2003	0.0041	U	µg/L	0.0041
77651	Ethylene Dibromide	Pump	N	SW8011	10/31/2003	0.0038	U	µg/L	0.0038
81552	Acetone	Pump	N	SW8260	11/9/2003	0.91	U	µg/L	0.91
34215	Acrylonitrile	Pump	N	SW8260	11/9/2003	0.93	U	µg/L	0.93
34030	Benzene	Pump	N	SW8260	11/9/2003	0.31	U	µg/L	0.31
73085	Bromochloromethane	Pump	N	SW8260	11/9/2003	0.22	U	µg/L	0.22
32101	Bromodichloromethane	Pump	N	SW8260	11/9/2003	0.10	U	µg/L	0.10
32104	Bromoform	Pump	N	SW8260	11/9/2003	0.11	U	µg/L	0.11
34413	Bromomethane	Pump	N	SW8260	11/9/2003	0.12	U	µg/L	0.12
81595	2-Butanone	Pump	N	SW8260	11/9/2003	0.29	U	µg/L	0.29
77041	Carbon disulfide	Pump	N	SW8260	11/9/2003	0.25	U	µg/L	0.25
32102	Carbon tetrachloride	Pump	N	SW8260	11/9/2003	0.25	U	µg/L	0.25
34301	Chlorobenzene	Pump	N	SW8260	11/9/2003	0.10	U	µg/L	0.10
34311	Chloroethane	Pump	N	SW8260	11/9/2003	0.16	U	µg/L	0.16
32106	Chloroform	Pump	N	SW8260	11/9/2003	0.28	U	µg/L	0.28
34418	Chloromethane	Pump	N	SW8260	11/9/2003	0.31	U	µg/L	0.31
32105	Dibromochloromethane	Pump	N	SW8260	11/9/2003	0.16	U	µg/L	0.16
77596	Dibromomethane	Pump	N	SW8260	11/9/2003	0.13	U	µg/L	0.13
77268	trans-1,4-Dichloro-2-butene	Pump	N	SW8260	11/9/2003	0.14	U	µg/L	0.14
34536	1,2-Dichlorobenzene	Pump	N	SW8260	11/9/2003	0.18	U	µg/L	0.18
34571	1,4-Dichlorobenzene	Pump	N	SW8260	11/9/2003	0.10	U	µg/L	0.10
34496	1,1-Dichloroethane	Pump	N	SW8260	11/9/2003	0.30	U	µg/L	0.30
34531	1,2-Dichloroethane	Pump	N	SW8260	11/9/2003	0.10	U	µg/L	0.10
34501	1,1-Dichloroethene	Pump	N	SW8260	11/9/2003	0.10	U	µg/L	0.10
77093	cis-1,2-Dichloroethene	Pump	N	SW8260	11/9/2003	0.15	U	µg/L	0.15
34546	trans-1,2-Dichloroethene	Pump	N	SW8260	11/9/2003	0.17	U	µg/L	0.17
34541	1,2-Dichloropropane	Pump	N	SW8260	11/9/2003	0.12	U	µg/L	0.12
34704	cis-1,3-Dichloropropene	Pump	N	SW8260	11/9/2003	0.070	U	µg/L	0.070
34699	trans-1,3-Dichloropropene	Pump	N	SW8260	11/9/2003	0.11	U	µg/L	0.11

Data Qualifier Code Key:

*	Value exceeds Maximum Contaminant Level	I	Analyte detected below quantitation limits
S	Spike Recovery outside accepted recovery limits	U	Not Detected Above the MDL

Tomoka Semiannual GW
PARAMETER MONITORING REPORT
Ground Water (Rule 62-520.400,.420, .460)
Surface Water (Rule 62-302.500, .510, .503)
Leachate (Rule 62-701.510)
LAB Submission Number: F03100721
Sample Number: F03100721-024

Facility WACS:	64-00027540	**Sample Date/Time:**	10/28/2003 12:13:00 PM
Well/Sampling Point WACS:	15808	**Report Period:**	Tomoka October 03
Well/Sampling Point Name:	B-42-1	**Well Purged:**	YES
Classification of Groundwater:	G-II	**Well Type:**	Compliance
Ground Water Elevation: (NGVD):	21.9		

Storet Code	Parameter Monitored	Sampling Method	Filtered Y/N	Analysis Method	Analysis Date	Analysis Result	Q	Units	Detection Limits
34371	Ethylbenzene	Pump	N	SW8260	11/9/2003	0.12	U	µg/L	0.12
77103	2-Hexanone	Pump	N	SW8260	11/9/2003	0.26	U	µg/L	0.26
77424	Iodomethane	Pump	N	SW8260	11/9/2003	0.38	U	µg/L	0.38
81596	4-Methyl-2-pentanone	Pump	N	SW8260	11/9/2003	0.21	U	µg/L	0.21
34423	Methylene chloride	Pump	N	SW8260	11/9/2003	0.26	U	µg/L	0.26
77128	Styrene	Pump	N	SW8260	11/9/2003	0.17	U	µg/L	0.17
77562	1,1,1,2-Tetrachloroethane	Pump	N	SW8260	11/9/2003	0.15	U	µg/L	0.15
34516	1,1,2,2-Tetrachloroethane	Pump	N	SW8260	11/9/2003	0.11	U	µg/L	0.11
34475	Tetrachloroethene	Pump	N	SW8260	11/9/2003	0.11	U	µg/L	0.11
34010	Toluene	Pump	N	SW8260	11/9/2003	0.10	U	µg/L	0.10
34506	1,1,1-Trichloroethane	Pump	N	SW8260	11/9/2003	0.24	U	µg/L	0.24
34511	1,1,2-Trichloroethane	Pump	N	SW8260	11/9/2003	0.13	U	µg/L	0.13
39180	Trichloroethene	Pump	N	SW8260	11/9/2003	0.15	U	µg/L	0.15
34488	Trichlorofluoromethane	Pump	N	SW8260	11/9/2003	0.32	U	µg/L	0.32
77443	1,2,3-Trichloropropane	Pump	N	SW8260	11/9/2003	0.30	U	µg/L	0.30
77057	Vinyl acetate	Pump	N	SW8260	11/9/2003	0.15	U	µg/L	0.15
39175	Vinyl chloride	Pump	N	SW8260	11/9/2003	0.14	U	µg/L	0.14
34020	Xylenes, Total	Pump	N	SW8260	11/9/2003	0.29	U	µg/L	0.29

Data Qualifier Code Key:

*	Value exceeds Maximum Contaminant Level	I	Analyte detected below quantitation limits
S	Spike Recovery outside accepted recovery limits	U	Not Detected Above the MDL

Tomoka Semiannual GW
PARAMETER MONITORING REPORT
Ground Water (Rule 62-520.400,.420, .460)
Surface Water (Rule 62-302.500, .510, .503)
Leachate (Rule 62-701.510)
LAB Submission Number: F03100721
Sample Number: F03100721-025

Facility WACS:	64-00027540	**Sample Date/Time:**	10/28/2003 12:15:00 PM
Well/Sampling Point WACS:	15809	**Report Period:**	Tomoka October 03
Well/Sampling Point Name:	B-42-2	**Well Purged:**	YES
Classification of Groundwater:	G-II	**Well Type:**	Compliance
Ground Water Elevation: (NGVD):	24.01		

Storet Code	Parameter Monitored	Sampling Method	Filtered Y/N	Analysis Method	Analysis Date	Analysis Result	Q	Units	Detection Limits
	FIELD								
	Conductivity	Pump	N	FLD	10/28/2003	469		umhos/c	
	Depth To Water	Pump	N	FLD	10/28/2003	4.35			
	Dissolved Oxygen	Pump	N	FLD	10/28/2003	0.68		mg/L	
	pH	Pump	N	FLD	10/28/2003	6.25		S.U.	
	Reference Elevation	Pump	N	FLD	10/28/2003	28.36			
	Temperature	Pump	N	FLD	10/28/2003	23.6		deg C	
	Turbidity	Pump	N	FLD	10/28/2003	2.1		NTU	
	INORGANICS								
70300	Solids, Total Dissolved	Pump	N	E160.1	10/29/2003	320		mg/L	1.2
00940	Chloride	Pump	N	E300.0	10/29/2003	22		mg/L	0.10
00620	Nitrogen, Nitrate	Pump	N	E300.0	10/29/2003	0.11		mg/L	0.016
00945	Sulfate	Pump	N	E300.0	10/29/2003	28		mg/L	0.058
00610	Nitrogen, Ammonia (As N)	Pump	N	E350.1	10/29/2003	1.2		mg/L	0.0040
	METALS								
01002	Arsenic	Pump	N	SW6010	10/30/2003	2.0	U	µg/L	2.0
01007	Barium	Pump	N	SW6010	10/30/2003	27		µg/L	0.074
01012	Beryllium	Pump	N	SW6010	10/30/2003	0.12	U	µg/L	0.12
01027	Cadmium	Pump	N	SW6010	10/30/2003	0.24	U	µg/L	0.24
01034	Chromium	Pump	N	SW6010	10/30/2003	0.95	I	µg/L	0.60
01037	Cobalt	Pump	N	SW6010	10/30/2003	1.5	U	µg/L	1.5
01042	Copper	Pump	N	SW6010	10/30/2003	1.3	I	µg/L	0.58
01045	Iron	Pump	N	SW6010	10/30/2003	1800		µg/L	13
01051	Lead	Pump	N	SW6010	10/30/2003	1.8	U	µg/L	1.8
01067	Nickel	Pump	N	SW6010	10/30/2003	3.0	I	µg/L	2.0
01147	Selenium	Pump	N	SW6010	10/30/2003	4.0	U	µg/L	4.0
01077	Silver	Pump	N	SW6010	10/30/2003	1.4	U	µg/L	1.4
00929	Sodium	Pump	N	SW6010	10/30/2003	20000		µg/L	230
01087	Vanadium	Pump	N	SW6010	10/30/2003	1.4	I	µg/L	0.40
01092	Zinc	Pump	N	SW6010	10/30/2003	2.3	U	µg/L	2.3
01097	Antimony	Pump	N	SW7041	11/4/2003	0.35	U	µg/L	0.35

Data Qualifier Code Key:

*	Value exceeds Maximum Contaminant Level	I	Analyte detected below quantitation limits
S	Spike Recovery outside accepted recovery limits	U	Not Detected Above the MDL

Tomoka Semiannual GW
PARAMETER MONITORING REPORT
Ground Water (Rule 62-520.400,.420, .460)
Surface Water (Rule 62-302.500, .510, .503)
Leachate (Rule 62-701.510)
LAB Submission Number: F03100721
Sample Number: F03100721-025

Facility WACS:	64-00027540	**Sample Date/Time:**	10/28/2003 12:15:00 PM
Well/Sampling Point WACS:	15809	**Report Period:**	Tomoka October 03
Well/Sampling Point Name:	B-42-2	**Well Purged:**	YES
Classification of Groundwater:	G-II	**Well Type:**	Compliance
Ground Water Elevation: (NGVD):	24.01		

Storet Code	Parameter Monitored	Sampling Method	Filtered Y/N	Analysis Method	Analysis Date	Analysis Result	Q	Units	Detection Limits
71900	Mercury	Pump	N	SW7470	11/6/2003	0.043	I	µg/L	0.036
01059	Thallium	Pump	N	SW7841	11/7/2003	0.25	U	µg/L	0.25
	ORGANICS								
49146	1,2-Dibromo-3-chloropropane	Pump	N	SW8011	10/31/2003	0.0041	U	µg/L	0.0041
77651	Ethylene Dibromide	Pump	N	SW8011	10/31/2003	0.0038	U	µg/L	0.0038
81552	Acetone	Pump	N	SW8260	11/9/2003	0.91	U	µg/L	0.91
34215	Acrylonitrile	Pump	N	SW8260	11/9/2003	0.93	U	µg/L	0.93
34030	Benzene	Pump	N	SW8260	11/9/2003	0.31	U	µg/L	0.31
73085	Bromochloromethane	Pump	N	SW8260	11/9/2003	0.22	U	µg/L	0.22
32101	Bromodichloromethane	Pump	N	SW8260	11/9/2003	0.10	U	µg/L	0.10
32104	Bromoform	Pump	N	SW8260	11/9/2003	0.11	U	µg/L	0.11
34413	Bromomethane	Pump	N	SW8260	11/9/2003	0.12	U	µg/L	0.12
81595	2-Butanone	Pump	N	SW8260	11/9/2003	0.29	U	µg/L	0.29
77041	Carbon disulfide	Pump	N	SW8260	11/9/2003	0.25	U	µg/L	0.25
32102	Carbon tetrachloride	Pump	N	SW8260	11/9/2003	0.25	U	µg/L	0.25
34301	Chlorobenzene	Pump	N	SW8260	11/9/2003	0.10	U	µg/L	0.10
34311	Chloroethane	Pump	N	SW8260	11/9/2003	0.16	U	µg/L	0.16
32106	Chloroform	Pump	N	SW8260	11/9/2003	0.28	U	µg/L	0.28
34418	Chloromethane	Pump	N	SW8260	11/9/2003	0.31	U	µg/L	0.31
32105	Dibromochloromethane	Pump	N	SW8260	11/9/2003	0.16	U	µg/L	0.16
77596	Dibromomethane	Pump	N	SW8260	11/9/2003	0.13	U	µg/L	0.13
77268	trans-1,4-Dichloro-2-butene	Pump	N	SW8260	11/9/2003	0.14	U	µg/L	0.14
34536	1,2-Dichlorobenzene	Pump	N	SW8260	11/9/2003	0.18	U	µg/L	0.18
34571	1,4-Dichlorobenzene	Pump	N	SW8260	11/9/2003	0.10	U	µg/L	0.10
34496	1,1-Dichloroethane	Pump	N	SW8260	11/9/2003	0.30	U	µg/L	0.30
34531	1,2-Dichloroethane	Pump	N	SW8260	11/9/2003	0.10	U	µg/L	0.10
34501	1,1-Dichloroethene	Pump	N	SW8260	11/9/2003	0.10	U	µg/L	0.10
77093	cis-1,2-Dichloroethene	Pump	N	SW8260	11/9/2003	0.15	U	µg/L	0.15
34546	trans-1,2-Dichloroethene	Pump	N	SW8260	11/9/2003	0.17	U	µg/L	0.17
34541	1,2-Dichloropropane	Pump	N	SW8260	11/9/2003	0.12	U	µg/L	0.12
34704	cis-1,3-Dichloropropene	Pump	N	SW8260	11/9/2003	0.070	U	µg/L	0.070
34699	trans-1,3-Dichloropropene	Pump	N	SW8260	11/9/2003	0.11	U	µg/L	0.11

Data Qualifier Code Key:

*	Value exceeds Maximum Contaminant Level	I	Analyte detected below quantitation limits
S	Spike Recovery outside accepted recovery limits	U	Not Detected Above the MDL

Tomoka Semiannual GW
PARAMETER MONITORING REPORT
Ground Water (Rule 62-520.400,.420, .460)
Surface Water (Rule 62-302.500, .510, .503)
Leachate (Rule 62-701.510)
LAB Submission Number: F03100721
Sample Number: F03100721-025

Facility WACS:	64-00027540	**Sample Date/Time:**	10/28/2003 12:15:00 PM
Well/Sampling Point WACS:	15809	**Report Period:**	Tomoka October 03
Well/Sampling Point Name:	B-42-2	**Well Purged:**	YES
Classification of Groundwater:	G-II	**Well Type:**	Compliance
Ground Water Elevation: (NGVD):	24.01		

Storet Code	Parameter Monitored	Sampling Method	Filtered Y/N	Analysis Method	Analysis Date	Analysis Result	Q	Units	Detection Limits
34371	Ethylbenzene	Pump	N	SW8260	11/9/2003	0.12	U	µg/L	0.12
77103	2-Hexanone	Pump	N	SW8260	11/9/2003	0.26	U	µg/L	0.26
77424	Iodomethane	Pump	N	SW8260	11/9/2003	0.38	U	µg/L	0.38
81596	4-Methyl-2-pentanone	Pump	N	SW8260	11/9/2003	0.21	U	µg/L	0.21
34423	Methylene chloride	Pump	N	SW8260	11/9/2003	0.26	U	µg/L	0.26
77128	Styrene	Pump	N	SW8260	11/9/2003	0.17	U	µg/L	0.17
77562	1,1,1,2-Tetrachloroethane	Pump	N	SW8260	11/9/2003	0.15	U	µg/L	0.15
34516	1,1,2,2-Tetrachloroethane	Pump	N	SW8260	11/9/2003	0.11	U	µg/L	0.11
34475	Tetrachloroethene	Pump	N	SW8260	11/9/2003	0.11	U	µg/L	0.11
34010	Toluene	Pump	N	SW8260	11/9/2003	0.10	U	µg/L	0.10
34506	1,1,1-Trichloroethane	Pump	N	SW8260	11/9/2003	0.24	U	µg/L	0.24
34511	1,1,2-Trichloroethane	Pump	N	SW8260	11/9/2003	0.13	U	µg/L	0.13
39180	Trichloroethene	Pump	N	SW8260	11/9/2003	0.15	U	µg/L	0.15
34488	Trichlorofluoromethane	Pump	N	SW8260	11/9/2003	0.32	U	µg/L	0.32
77443	1,2,3-Trichloropropane	Pump	N	SW8260	11/9/2003	0.30	U	µg/L	0.30
77057	Vinyl acetate	Pump	N	SW8260	11/9/2003	0.15	U	µg/L	0.15
39175	Vinyl chloride	Pump	N	SW8260	11/9/2003	0.14	U	µg/L	0.14
34020	Xylenes, Total	Pump	N	SW8260	11/9/2003	0.29	U	µg/L	0.29

Data Qualifier Code Key:	*	Value exceeds Maximum Contaminant Level	I	Analyte detected below quantitation limits
	S	Spike Recovery outside accepted recovery limits	U	Not Detected Above the MDL

Tomoka Semiannual GW
PARAMETER MONITORING REPORT
Ground Water (Rule 62-520.400,.420, .460)
Surface Water (Rule 62-302.500, .510, .503)
Leachate (Rule 62-701.510)
LAB Submission Number: F03100721
Sample Number: F03100721-026

Facility WACS:	64-00027540	**Sample Date/Time:**	10/29/2003 11:22:00 AM
Well/Sampling Point WACS:	15810	**Report Period:**	Tomoka October 03
Well/Sampling Point Name:	B-43-1	**Well Purged:**	YES
Classification of Groundwater:	G-II	**Well Type:**	Compliance
Ground Water Elevation: (NGVD):	23.6		

Storet Code	Parameter Monitored	Sampling Method	Filtered Y/N	Analysis Method	Analysis Date	Analysis Result	Q	Units	Detection Limits
	FIELD								
	Conductivity	Pump	N	FLD	10/29/2003	972		umhos/c	
	Depth To Water	Pump	N	FLD	10/29/2003	4.47			
	Dissolved Oxygen	Pump	N	FLD	10/29/2003	0.75		mg/L	
	pH	Pump	N	FLD	10/29/2003	5.97		S.U.	
	Reference Elevation	Pump	N	FLD	10/29/2003	28.07			
	Temperature	Pump	N	FLD	10/29/2003	22.6		deg C	
	Turbidity	Pump	N	FLD	10/29/2003	1.5		NTU	
	INORGANICS								
70300	Solids, Total Dissolved	Pump	N	E160.1	10/30/2003	600		mg/L	1.2
00940	Chloride	Pump	N	E300.0	10/31/2003	69		mg/L	0.61
00620	Nitrogen, Nitrate	Pump	N	E300.0	10/30/2003	0.016	U	mg/L	0.016
00945	Sulfate	Pump	N	E300.0	10/30/2003	1.2		mg/L	0.058
00610	Nitrogen, Ammonia (As N)	Pump	N	E350.1	11/5/2003	7.4		mg/L	0.0040
	METALS								
01002	Arsenic	Pump	N	SW6010	10/31/2003	2.0	U	µg/L	2.0
01007	Barium	Pump	N	SW6010	10/31/2003	220		µg/L	0.074
01012	Beryllium	Pump	N	SW6010	10/31/2003	0.12	U	µg/L	0.12
01027	Cadmium	Pump	N	SW6010	10/31/2003	0.24	U	µg/L	0.24
01034	Chromium	Pump	N	SW6010	10/31/2003	0.60	U	µg/L	0.60
01037	Cobalt	Pump	N	SW6010	10/31/2003	2.3	I	µg/L	1.5
01042	Copper	Pump	N	SW6010	10/31/2003	0.90	I	µg/L	0.58
01045	Iron	Pump	N	SW6010	10/31/2003	29000		µg/L	13
01051	Lead	Pump	N	SW6010	10/31/2003	1.8	U	µg/L	1.8
01067	Nickel	Pump	N	SW6010	10/31/2003	2.0	U	µg/L	2.0
01147	Selenium	Pump	N	SW6010	10/31/2003	4.0	U	µg/L	4.0
01077	Silver	Pump	N	SW6010	10/31/2003	1.4	U	µg/L	1.4
00929	Sodium	Pump	N	SW6010	10/31/2003	110000		µg/L	230
01087	Vanadium	Pump	N	SW6010	10/31/2003	5.0	I	µg/L	0.40
01092	Zinc	Pump	N	SW6010	10/31/2003	2.3	U	µg/L	2.3
01097	Antimony	Pump	N	SW7041	11/10/2003	0.35	U	µg/L	0.35

Data Qualifier Code Key:

*	Value exceeds Maximum Contaminant Level	I	Analyte detected below quantitation limits
S	Spike Recovery outside accepted recovery limits	U	Not Detected Above the MDL

Tomoka Semiannual GW
PARAMETER MONITORING REPORT
Ground Water (Rule 62-520.400,.420, .460)
Surface Water (Rule 62-302.500, .510, .503)
Leachate (Rule 62-701.510)
LAB Submission Number: F03100721
Sample Number: F03100721-026

Facility WACS:	64-00027540	**Sample Date/Time:**	10/29/2003 11:22:00 AM
Well/Sampling Point WACS:	15810	**Report Period:**	Tomoka October 03
Well/Sampling Point Name:	B-43-1	**Well Purged:**	YES
Classification of Groundwater:	G-II	**Well Type:**	Compliance
Ground Water Elevation: (NGVD):	23.6		

Storet Code	Parameter Monitored	Sampling Method	Filtered Y/N	Analysis Method	Analysis Date	Analysis Result	Q	Units	Detection Limits
71900	Mercury	Pump	N	SW7470	11/6/2003	0.039	I	µg/L	0.036
01059	Thallium	Pump	N	SW7841	11/10/2003	0.28	I	µg/L	0.25
	ORGANICS								
49146	1,2-Dibromo-3-chloropropane	Pump	N	SW8011	11/4/2003	0.0041	U	µg/L	0.0041
77651	Ethylene Dibromide	Pump	N	SW8011	11/4/2003	0.0038	U	µg/L	0.0038
81552	Acetone	Pump	N	SW8260	11/9/2003	0.91	U	µg/L	0.91
34215	Acrylonitrile	Pump	N	SW8260	11/9/2003	0.93	U	µg/L	0.93
34030	Benzene	Pump	N	SW8260	11/9/2003	5.3		µg/L	0.31
73085	Bromochloromethane	Pump	N	SW8260	11/9/2003	0.22	U	µg/L	0.22
32101	Bromodichloromethane	Pump	N	SW8260	11/9/2003	0.10	U	µg/L	0.10
32104	Bromoform	Pump	N	SW8260	11/9/2003	0.11	U	µg/L	0.11
34413	Bromomethane	Pump	N	SW8260	11/9/2003	0.12	U	µg/L	0.12
81595	2-Butanone	Pump	N	SW8260	11/9/2003	0.29	U	µg/L	0.29
77041	Carbon disulfide	Pump	N	SW8260	11/9/2003	0.25	U	µg/L	0.25
32102	Carbon tetrachloride	Pump	N	SW8260	11/9/2003	0.25	U	µg/L	0.25
34301	Chlorobenzene	Pump	N	SW8260	11/9/2003	7.8		µg/L	0.10
34311	Chloroethane	Pump	N	SW8260	11/9/2003	0.16	U	µg/L	0.16
32106	Chloroform	Pump	N	SW8260	11/9/2003	0.28	U	µg/L	0.28
34418	Chloromethane	Pump	N	SW8260	11/9/2003	0.31	U	µg/L	0.31
32105	Dibromochloromethane	Pump	N	SW8260	11/9/2003	0.16	U	µg/L	0.16
77596	Dibromomethane	Pump	N	SW8260	11/9/2003	0.13	U	µg/L	0.13
77268	trans-1,4-Dichloro-2-butene	Pump	N	SW8260	11/9/2003	0.14	U	µg/L	0.14
34536	1,2-Dichlorobenzene	Pump	N	SW8260	11/9/2003	0.18	U	µg/L	0.18
34571	1,4-Dichlorobenzene	Pump	N	SW8260	11/9/2003	0.10	U	µg/L	0.10
34496	1,1-Dichloroethane	Pump	N	SW8260	11/9/2003	0.30	U	µg/L	0.30
34531	1,2-Dichloroethane	Pump	N	SW8260	11/9/2003	0.10	U	µg/L	0.10
34501	1,1-Dichloroethene	Pump	N	SW8260	11/9/2003	0.10	U	µg/L	0.10
77093	cis-1,2-Dichloroethene	Pump	N	SW8260	11/9/2003	0.23	I	µg/L	0.15
34546	trans-1,2-Dichloroethene	Pump	N	SW8260	11/9/2003	0.17	U	µg/L	0.17
34541	1,2-Dichloropropane	Pump	N	SW8260	11/9/2003	0.12	U	µg/L	0.12
34704	cis-1,3-Dichloropropene	Pump	N	SW8260	11/9/2003	0.070	U	µg/L	0.070
34699	trans-1,3-Dichloropropene	Pump	N	SW8260	11/9/2003	0.11	U	µg/L	0.11

Data Qualifier Code Key:

*	Value exceeds Maximum Contaminant Level	I	Analyte detected below quantitation limits
S	Spike Recovery outside accepted recovery limits	U	Not Detected Above the MDL

Tomoka Semiannual GW

PARAMETER MONITORING REPORT

Ground Water (Rule 62-520.400,.420, .460)

Surface Water (Rule 62-302.500, .510, .503)

Leachate (Rule 62-701.510)

LAB Submission Number: F03100721

Sample Number: F03100721-026

Facility WACS:	64-00027540	**Sample Date/Time:**	10/29/2003 11:22:00 AM
Well/Sampling Point WACS:	15810	**Report Period:**	Tomoka October 03
Well/Sampling Point Name:	B-43-1	**Well Purged:**	YES
Classification of Groundwater:	G-II	**Well Type:**	Compliance
Ground Water Elevation: (NGVD):	23.6		

Storet Code	Parameter Monitored	Sampling Method	Filtered Y/N	Analysis Method	Analysis Date	Analysis Result	Q	Units	Detection Limits
34371	Ethylbenzene	Pump	N	SW8260	11/9/2003	0.12	U	µg/L	0.12
77103	2-Hexanone	Pump	N	SW8260	11/9/2003	0.26	U	µg/L	0.26
77424	Iodomethane	Pump	N	SW8260	11/9/2003	0.38	U	µg/L	0.38
81596	4-Methyl-2-pentanone	Pump	N	SW8260	11/9/2003	0.21	U	µg/L	0.21
34423	Methylene chloride	Pump	N	SW8260	11/9/2003	0.26	U	µg/L	0.26
77128	Styrene	Pump	N	SW8260	11/9/2003	0.17	U	µg/L	0.17
77562	1,1,1,2-Tetrachloroethane	Pump	N	SW8260	11/9/2003	0.15	U	µg/L	0.15
34516	1,1,2,2-Tetrachloroethane	Pump	N	SW8260	11/9/2003	0.11	U	µg/L	0.11
34475	Tetrachloroethene	Pump	N	SW8260	11/9/2003	0.11	U	µg/L	0.11
34010	Toluene	Pump	N	SW8260	11/9/2003	0.13	I	µg/L	0.10
34506	1,1,1-Trichloroethane	Pump	N	SW8260	11/9/2003	0.24	U	µg/L	0.24
34511	1,1,2-Trichloroethane	Pump	N	SW8260	11/9/2003	0.13	U	µg/L	0.13
39180	Trichloroethene	Pump	N	SW8260	11/9/2003	0.15	U	µg/L	0.15
34488	Trichlorofluoromethane	Pump	N	SW8260	11/9/2003	0.32	U	µg/L	0.32
77443	1,2,3-Trichloropropane	Pump	N	SW8260	11/9/2003	0.30	U	µg/L	0.30
77057	Vinyl acetate	Pump	N	SW8260	11/9/2003	0.15	U	µg/L	0.15
39175	Vinyl chloride	Pump	N	SW8260	11/9/2003	0.14	U	µg/L	0.14
34020	Xylenes, Total	Pump	N	SW8260	11/9/2003	0.98	I	µg/L	0.29

Data Qualifier Code Key:	*	Value exceeds Maximum Contaminant Level	I	Analyte detected below quantitation limits
	S	Spike Recovery outside accepted recovery limits	U	Not Detected Above the MDL

Tomoka Semiannual GW
PARAMETER MONITORING REPORT
Ground Water (Rule 62-520.400,.420, .460)
Surface Water (Rule 62-302.500, .510, .503)
Leachate (Rule 62-701.510)
LAB Submission Number: F03100721
Sample Number: F03100721-027

Facility WACS:	64-00027540	**Sample Date/Time:**	10/29/2003 11:51:00 AM
Well/Sampling Point WACS:	15811	**Report Period:**	Tomoka October 03
Well/Sampling Point Name:	B-43-2	**Well Purged:**	YES
Classification of Groundwater:	G-II	**Well Type:**	Compliance
Ground Water Elevation: (NGVD):	23.71		

Storet Code	Parameter Monitored	Sampling Method	Filtered Y/N	Analysis Method	Analysis Date	Analysis Result	Q	Units	Detection Limits
	FIELD								
	Conductivity	Pump	N	FLD	10/29/2003	502		umhos/c	
	Depth To Water	Pump	N	FLD	10/29/2003	4.5			
	Dissolved Oxygen	Pump	N	FLD	10/29/2003	0.77		mg/L	
	pH	Pump	N	FLD	10/29/2003	6.10		S.U.	
	Reference Elevation	Pump	N	FLD	10/29/2003	28.21			
	Temperature	Pump	N	FLD	10/29/2003	23.8		deg C	
	Turbidity	Pump	N	FLD	10/29/2003	1.0		NTU	
	INORGANICS								
70300	Solids, Total Dissolved	Pump	N	E160.1	10/30/2003	320		mg/L	1.2
00940	Chloride	Pump	N	E300.0	10/31/2003	4.7	I	mg/L	0.61
00620	Nitrogen, Nitrate	Pump	N	E300.0	10/30/2003	0.016	U	mg/L	0.016
00945	Sulfate	Pump	N	E300.0	10/30/2003	0.47	I	mg/L	0.058
00610	Nitrogen, Ammonia (As N)	Pump	N	E350.1	11/5/2003	0.095		mg/L	0.0040
	METALS								
01002	Arsenic	Pump	N	SW6010	10/31/2003	2.0	U	µg/L	2.0
01007	Barium	Pump	N	SW6010	10/31/2003	9.7	I	µg/L	0.074
01012	Beryllium	Pump	N	SW6010	10/31/2003	0.12	U	µg/L	0.12
01027	Cadmium	Pump	N	SW6010	10/31/2003	0.24	U	µg/L	0.24
01034	Chromium	Pump	N	SW6010	10/31/2003	1.0	I	µg/L	0.60
01037	Cobalt	Pump	N	SW6010	10/31/2003	1.5	U	µg/L	1.5
01042	Copper	Pump	N	SW6010	10/31/2003	0.89	I	µg/L	0.58
01045	Iron	Pump	N	SW6010	10/31/2003	3200		µg/L	13
01051	Lead	Pump	N	SW6010	10/31/2003	1.8	U	µg/L	1.8
01067	Nickel	Pump	N	SW6010	10/31/2003	2.0	U	µg/L	2.0
01147	Selenium	Pump	N	SW6010	10/31/2003	4.0	U	µg/L	4.0
01077	Silver	Pump	N	SW6010	10/31/2003	1.4	U	µg/L	1.4
00929	Sodium	Pump	N	SW6010	10/31/2003	9100		µg/L	230
01087	Vanadium	Pump	N	SW6010	10/31/2003	4.6	I	µg/L	0.40
01092	Zinc	Pump	N	SW6010	10/31/2003	2.3	U	µg/L	2.3
01097	Antimony	Pump	N	SW7041	11/10/2003	0.35	U	µg/L	0.35

Data Qualifier Code Key:

*	Value exceeds Maximum Contaminant Level	I	Analyte detected below quantitation limits
S	Spike Recovery outside accepted recovery limits	U	Not Detected Above the MDL

Tomoka Semiannual GW
PARAMETER MONITORING REPORT
Ground Water (Rule 62-520.400,.420, .460)
Surface Water (Rule 62-302.500, .510, .503)
Leachate (Rule 62-701.510)
LAB Submission Number: F03100721
Sample Number: F03100721-027

Facility WACS:	64-00027540	**Sample Date/Time:**	10/29/2003 11:51:00 AM
Well/Sampling Point WACS:	15811	**Report Period:**	Tomoka October 03
Well/Sampling Point Name:	B-43-2	**Well Purged:**	YES
Classification of Groundwater:	G-II	**Well Type:**	Compliance
Ground Water Elevation: (NGVD):	23.71		

Storet Code	Parameter Monitored	Sampling Method	Filtered Y/N	Analysis Method	Analysis Date	Analysis Result	Q	Units	Detection Limits
71900	Mercury	Pump	N	SW7470	11/6/2003	0.043	I	µg/L	0.036
01059	Thallium	Pump	N	SW7841	11/10/2003	0.25	U	µg/L	0.25
	ORGANICS								
49146	1,2-Dibromo-3-chloropropane	Pump	N	SW8011	11/4/2003	0.0041	U	µg/L	0.0041
77651	Ethylene Dibromide	Pump	N	SW8011	11/4/2003	0.0038	U	µg/L	0.0038
81552	Acetone	Pump	N	SW8260	11/9/2003	0.91	U	µg/L	0.91
34215	Acrylonitrile	Pump	N	SW8260	11/9/2003	0.93	U	µg/L	0.93
34030	Benzene	Pump	N	SW8260	11/9/2003	0.31	U	µg/L	0.31
73085	Bromochloromethane	Pump	N	SW8260	11/9/2003	0.22	U	µg/L	0.22
32101	Bromodichloromethane	Pump	N	SW8260	11/9/2003	0.10	U	µg/L	0.10
32104	Bromoform	Pump	N	SW8260	11/9/2003	0.11	U	µg/L	0.11
34413	Bromomethane	Pump	N	SW8260	11/9/2003	0.12	U	µg/L	0.12
81595	2-Butanone	Pump	N	SW8260	11/9/2003	0.29	U	µg/L	0.29
77041	Carbon disulfide	Pump	N	SW8260	11/9/2003	0.25	U	µg/L	0.25
32102	Carbon tetrachloride	Pump	N	SW8260	11/9/2003	0.25	U	µg/L	0.25
34301	Chlorobenzene	Pump	N	SW8260	11/9/2003	0.18	I	µg/L	0.10
34311	Chloroethane	Pump	N	SW8260	11/9/2003	0.16	U	µg/L	0.16
32106	Chloroform	Pump	N	SW8260	11/9/2003	0.28	U	µg/L	0.28
34418	Chloromethane	Pump	N	SW8260	11/9/2003	0.31	U	µg/L	0.31
32105	Dibromochloromethane	Pump	N	SW8260	11/9/2003	0.16	U	µg/L	0.16
77596	Dibromomethane	Pump	N	SW8260	11/9/2003	0.13	U	µg/L	0.13
77268	trans-1,4-Dichloro-2-butene	Pump	N	SW8260	11/9/2003	0.14	U	µg/L	0.14
34536	1,2-Dichlorobenzene	Pump	N	SW8260	11/9/2003	0.18	U	µg/L	0.18
34571	1,4-Dichlorobenzene	Pump	N	SW8260	11/9/2003	0.10	U	µg/L	0.10
34496	1,1-Dichloroethane	Pump	N	SW8260	11/9/2003	0.30	U	µg/L	0.30
34531	1,2-Dichloroethane	Pump	N	SW8260	11/9/2003	0.10	U	µg/L	0.10
34501	1,1-Dichloroethene	Pump	N	SW8260	11/9/2003	0.10	U	µg/L	0.10
77093	cis-1,2-Dichloroethene	Pump	N	SW8260	11/9/2003	0.15	U	µg/L	0.15
34546	trans-1,2-Dichloroethene	Pump	N	SW8260	11/9/2003	0.17	U	µg/L	0.17
34541	1,2-Dichloropropane	Pump	N	SW8260	11/9/2003	0.12	U	µg/L	0.12
34704	cis-1,3-Dichloropropene	Pump	N	SW8260	11/9/2003	0.070	U	µg/L	0.070
34699	trans-1,3-Dichloropropene	Pump	N	SW8260	11/9/2003	0.11	U	µg/L	0.11

Data Qualifier Code Key:

*	Value exceeds Maximum Contaminant Level	I	Analyte detected below quantitation limits
S	Spike Recovery outside accepted recovery limits	U	Not Detected Above the MDL

Tomoka Semiannual GW
PARAMETER MONITORING REPORT
Ground Water (Rule 62-520.400,.420, .460)
Surface Water (Rule 62-302.500, .510, .503)
Leachate (Rule 62-701.510)
LAB Submission Number: F03100721
Sample Number: F03100721-027

Facility WACS:	64-00027540	**Sample Date/Time:**	10/29/2003 11:51:00 AM
Well/Sampling Point WACS:	15811	**Report Period:**	Tomoka October 03
Well/Sampling Point Name:	B-43-2	**Well Purged:**	YES
Classification of Groundwater:	G-II	**Well Type:**	Compliance
Ground Water Elevation: (NGVD):	23.71		

Storet Code	Parameter Monitored	Sampling Method	Filtered Y/N	Analysis Method	Analysis Date	Analysis Result	Q	Units	Detection Limits
34371	Ethylbenzene	Pump	N	SW8260	11/9/2003	0.12	U	µg/L	0.12
77103	2-Hexanone	Pump	N	SW8260	11/9/2003	0.26	U	µg/L	0.26
77424	Iodomethane	Pump	N	SW8260	11/9/2003	0.38	U	µg/L	0.38
81596	4-Methyl-2-pentanone	Pump	N	SW8260	11/9/2003	0.21	U	µg/L	0.21
34423	Methylene chloride	Pump	N	SW8260	11/9/2003	0.26	U	µg/L	0.26
77128	Styrene	Pump	N	SW8260	11/9/2003	0.17	U	µg/L	0.17
77562	1,1,1,2-Tetrachloroethane	Pump	N	SW8260	11/9/2003	0.15	U	µg/L	0.15
34516	1,1,2,2-Tetrachloroethane	Pump	N	SW8260	11/9/2003	0.11	U	µg/L	0.11
34475	Tetrachloroethene	Pump	N	SW8260	11/9/2003	0.11	U	µg/L	0.11
34010	Toluene	Pump	N	SW8260	11/9/2003	0.83	I	µg/L	0.10
34506	1,1,1-Trichloroethane	Pump	N	SW8260	11/9/2003	0.24	U	µg/L	0.24
34511	1,1,2-Trichloroethane	Pump	N	SW8260	11/9/2003	0.13	U	µg/L	0.13
39180	Trichloroethene	Pump	N	SW8260	11/9/2003	0.15	U	µg/L	0.15
34488	Trichlorofluoromethane	Pump	N	SW8260	11/9/2003	0.32	U	µg/L	0.32
77443	1,2,3-Trichloropropane	Pump	N	SW8260	11/9/2003	0.30	U	µg/L	0.30
77057	Vinyl acetate	Pump	N	SW8260	11/9/2003	0.15	U	µg/L	0.15
39175	Vinyl chloride	Pump	N	SW8260	11/9/2003	0.14	U	µg/L	0.14
34020	Xylenes, Total	Pump	N	SW8260	11/9/2003	0.29	U	µg/L	0.29

Data Qualifier Code Key:

*	Value exceeds Maximum Contaminant Level	I	Analyte detected below quantitation limits
S	Spike Recovery outside accepted recovery limits	U	Not Detected Above the MDL

Tomoka Semiannual GW
PARAMETER MONITORING REPORT
Ground Water (Rule 62-520.400,.420, .460)
Surface Water (Rule 62-302.500, .510, .503)
Leachate (Rule 62-701.510)
LAB Submission Number: F03100721
Sample Number: F03100721-028

Facility WACS:	64-00027540	**Sample Date/Time:**	10/29/2003 3:35:00 PM
Well/Sampling Point WACS:	15812	**Report Period:**	Tomoka October 03
Well/Sampling Point Name:	B-44	**Well Purged:**	YES
Classification of Groundwater:	G-II	**Well Type:**	Compliance
Ground Water Elevation: (NGVD):	23.7		

Storet Code	Parameter Monitored	Sampling Method	Filtered Y/N	Analysis Method	Analysis Date	Analysis Result	Q	Units	Detection Limits
	FIELD								
	Conductivity	Pump	N	FLD	10/29/2003	110		umhos/c	
	Depth To Water	Pump	N	FLD	10/29/2003	6.32			
	Dissolved Oxygen	Pump	N	FLD	10/29/2003	0.59		mg/L	
	pH	Pump	N	FLD	10/29/2003	5.25		S.U.	
	Reference Elevation	Pump	N	FLD	10/29/2003	30.02			
	Temperature	Pump	N	FLD	10/29/2003	22.9		deg C	
	Turbidity	Pump	N	FLD	10/29/2003	19.0		NTU	
	INORGANICS								
70300	Solids, Total Dissolved	Pump	N	E160.1	10/30/2003	110		mg/L	1.2
00940	Chloride	Pump	N	E300.0	10/30/2003	3.2		mg/L	0.10
00620	Nitrogen, Nitrate	Pump	N	E300.0	10/30/2003	0.71		mg/L	0.016
00945	Sulfate	Pump	N	E300.0	10/30/2003	13		mg/L	0.058
00610	Nitrogen, Ammonia (As N)	Pump	N	E350.1	11/5/2003	0.049		mg/L	0.0040
	METALS								
01002	Arsenic	Pump	N	SW6010	10/31/2003	2.0	U	µg/L	2.0
01007	Barium	Pump	N	SW6010	10/31/2003	8.9	I	µg/L	0.074
01012	Beryllium	Pump	N	SW6010	10/31/2003	0.12	U	µg/L	0.12
01027	Cadmium	Pump	N	SW6010	10/31/2003	0.24	U	µg/L	0.24
01034	Chromium	Pump	N	SW6010	10/31/2003	4.1	I	µg/L	0.60
01037	Cobalt	Pump	N	SW6010	10/31/2003	1.5	U	µg/L	1.5
01042	Copper	Pump	N	SW6010	10/31/2003	1.3	I	µg/L	0.58
01045	Iron	Pump	N	SW6010	10/31/2003	770		µg/L	13
01051	Lead	Pump	N	SW6010	10/31/2003	1.8	U	µg/L	1.8
01067	Nickel	Pump	N	SW6010	10/31/2003	2.0	U	µg/L	2.0
01147	Selenium	Pump	N	SW6010	10/31/2003	4.0	U	µg/L	4.0
01077	Silver	Pump	N	SW6010	10/31/2003	1.4	U	µg/L	1.4
00929	Sodium	Pump	N	SW6010	10/31/2003	4300		µg/L	230
01087	Vanadium	Pump	N	SW6010	10/31/2003	6.1	I	µg/L	0.40
01092	Zinc	Pump	N	SW6010	10/31/2003	4.2	I	µg/L	2.3
01097	Antimony	Pump	N	SW7041	11/10/2003	0.35	U	µg/L	0.35

Data Qualifier Code Key:

*	Value exceeds Maximum Contaminant Level	I	Analyte detected below quantitation limits
S	Spike Recovery outside accepted recovery limits	U	Not Detected Above the MDL

Tomoka Semiannual GW
PARAMETER MONITORING REPORT
Ground Water (Rule 62-520.400,.420, .460)
Surface Water (Rule 62-302.500, .510, .503)
Leachate (Rule 62-701.510)
LAB Submission Number: F03100721
Sample Number: F03100721-028

Facility WACS:	64-00027540	**Sample Date/Time:**	10/29/2003 3:35:00 PM
Well/Sampling Point WACS:	15812	**Report Period:**	Tomoka October 03
Well/Sampling Point Name:	B-44	**Well Purged:**	YES
Classification of Groundwater:	G-II	**Well Type:**	Compliance
Ground Water Elevation: (NGVD):	23.7		

Storet Code	Parameter Monitored	Sampling Method	Filtered Y/N	Analysis Method	Analysis Date	Analysis Result	Q	Units	Detection Limits
71900	Mercury	Pump	N	SW7470	11/6/2003	0.047	I	µg/L	0.036
01059	Thallium	Pump	N	SW7841	11/10/2003	0.54	I	µg/L	0.25
	ORGANICS								
49146	1,2-Dibromo-3-chloropropane	Pump	N	SW8011	11/4/2003	0.0041	U	µg/L	0.0041
77651	Ethylene Dibromide	Pump	N	SW8011	11/4/2003	0.0038	U	µg/L	0.0038
81552	Acetone	Pump	N	SW8260	11/9/2003	0.91	U	µg/L	0.91
34215	Acrylonitrile	Pump	N	SW8260	11/9/2003	0.93	U	µg/L	0.93
34030	Benzene	Pump	N	SW8260	11/9/2003	0.31	U	µg/L	0.31
73085	Bromochloromethane	Pump	N	SW8260	11/9/2003	0.22	U	µg/L	0.22
32101	Bromodichloromethane	Pump	N	SW8260	11/9/2003	0.10	U	µg/L	0.10
32104	Bromoform	Pump	N	SW8260	11/9/2003	0.11	U	µg/L	0.11
34413	Bromomethane	Pump	N	SW8260	11/9/2003	0.12	U	µg/L	0.12
81595	2-Butanone	Pump	N	SW8260	11/9/2003	0.29	U	µg/L	0.29
77041	Carbon disulfide	Pump	N	SW8260	11/9/2003	0.25	U	µg/L	0.25
32102	Carbon tetrachloride	Pump	N	SW8260	11/9/2003	0.25	U	µg/L	0.25
34301	Chlorobenzene	Pump	N	SW8260	11/9/2003	0.10	U	µg/L	0.10
34311	Chloroethane	Pump	N	SW8260	11/9/2003	0.16	U	µg/L	0.16
32106	Chloroform	Pump	N	SW8260	11/9/2003	0.28	U	µg/L	0.28
34418	Chloromethane	Pump	N	SW8260	11/9/2003	0.31	U	µg/L	0.31
32105	Dibromochloromethane	Pump	N	SW8260	11/9/2003	0.16	U	µg/L	0.16
77596	Dibromomethane	Pump	N	SW8260	11/9/2003	0.13	U	µg/L	0.13
77268	trans-1,4-Dichloro-2-butene	Pump	N	SW8260	11/9/2003	0.14	U	µg/L	0.14
34536	1,2-Dichlorobenzene	Pump	N	SW8260	11/9/2003	0.18	U	µg/L	0.18
34571	1,4-Dichlorobenzene	Pump	N	SW8260	11/9/2003	0.10	U	µg/L	0.10
34496	1,1-Dichloroethane	Pump	N	SW8260	11/9/2003	0.30	U	µg/L	0.30
34531	1,2-Dichloroethane	Pump	N	SW8260	11/9/2003	0.10	U	µg/L	0.10
34501	1,1-Dichloroethene	Pump	N	SW8260	11/9/2003	0.10	U	µg/L	0.10
77093	cis-1,2-Dichloroethene	Pump	N	SW8260	11/9/2003	0.15	U	µg/L	0.15
34546	trans-1,2-Dichloroethene	Pump	N	SW8260	11/9/2003	0.17	U	µg/L	0.17
34541	1,2-Dichloropropane	Pump	N	SW8260	11/9/2003	0.12	U	µg/L	0.12
34704	cis-1,3-Dichloropropene	Pump	N	SW8260	11/9/2003	0.070	U	µg/L	0.070
34699	trans-1,3-Dichloropropene	Pump	N	SW8260	11/9/2003	0.11	U	µg/L	0.11

Data Qualifier Code Key:

*	Value exceeds Maximum Contaminant Level	I	Analyte detected below quantitation limits
S	Spike Recovery outside accepted recovery limits	U	Not Detected Above the MDL

Tomoka Semiannual GW
PARAMETER MONITORING REPORT
Ground Water (Rule 62-520.400,.420, .460)
Surface Water (Rule 62-302.500, .510, .503)
Leachate (Rule 62-701.510)
LAB Submission Number: F03100721
Sample Number: F03100721-028

Facility WACS:	64-00027540	**Sample Date/Time:**	10/29/2003 3:35:00 PM
Well/Sampling Point WACS:	15812	**Report Period:**	Tomoka October 03
Well/Sampling Point Name:	B-44	**Well Purged:**	YES
Classification of Groundwater:	G-II	**Well Type:**	Compliance
Ground Water Elevation: (NGVD):	23.7		

Storet Code	Parameter Monitored	Sampling Method	Filtered Y/N	Analysis Method	Analysis Date	Analysis Result	Q	Units	Detection Limits
34371	Ethylbenzene	Pump	N	SW8260	11/9/2003	0.12	U	µg/L	0.12
77103	2-Hexanone	Pump	N	SW8260	11/9/2003	0.26	U	µg/L	0.26
77424	Iodomethane	Pump	N	SW8260	11/9/2003	0.38	U	µg/L	0.38
81596	4-Methyl-2-pentanone	Pump	N	SW8260	11/9/2003	0.21	U	µg/L	0.21
34423	Methylene chloride	Pump	N	SW8260	11/9/2003	0.26	U	µg/L	0.26
77128	Styrene	Pump	N	SW8260	11/9/2003	0.17	U	µg/L	0.17
77562	1,1,1,2-Tetrachloroethane	Pump	N	SW8260	11/9/2003	0.15	U	µg/L	0.15
34516	1,1,2,2-Tetrachloroethane	Pump	N	SW8260	11/9/2003	0.11	U	µg/L	0.11
34475	Tetrachloroethene	Pump	N	SW8260	11/9/2003	0.11	U	µg/L	0.11
34010	Toluene	Pump	N	SW8260	11/9/2003	0.10	U	µg/L	0.10
34506	1,1,1-Trichloroethane	Pump	N	SW8260	11/9/2003	0.24	U	µg/L	0.24
34511	1,1,2-Trichloroethane	Pump	N	SW8260	11/9/2003	0.13	U	µg/L	0.13
39180	Trichloroethene	Pump	N	SW8260	11/9/2003	0.15	U	µg/L	0.15
34488	Trichlorofluoromethane	Pump	N	SW8260	11/9/2003	0.32	U	µg/L	0.32
77443	1,2,3-Trichloropropane	Pump	N	SW8260	11/9/2003	0.30	U	µg/L	0.30
77057	Vinyl acetate	Pump	N	SW8260	11/9/2003	0.15	U	µg/L	0.15
39175	Vinyl chloride	Pump	N	SW8260	11/9/2003	0.14	U	µg/L	0.14
34020	Xylenes, Total	Pump	N	SW8260	11/9/2003	0.29	U	µg/L	0.29

Data Qualifier Code Key:

*	Value exceeds Maximum Contaminant Level	I	Analyte detected below quantitation limits
S	Spike Recovery outside accepted recovery limits	U	Not Detected Above the MDL

Tomoka Semiannual GW
PARAMETER MONITORING REPORT
Ground Water (Rule 62-520.400,.420, .460)
Surface Water (Rule 62-302.500, .510, .503)
Leachate (Rule 62-701.510)
LAB Submission Number: F03100721
Sample Number: F03100721-029

Facility WACS:	64-00027540	**Sample Date/Time:**	10/29/2003 2:07:00 PM
Well/Sampling Point WACS:	15813	**Report Period:**	Tomoka October 03
Well/Sampling Point Name:	B-45-1	**Well Purged:**	YES
Classification of Groundwater:	G-II	**Well Type:**	Compliance
Ground Water Elevation: (NGVD):	24.04		

Storet Code	Parameter Monitored	Sampling Method	Filtered Y/N	Analysis Method	Analysis Date	Analysis Result	Q	Units	Detection Limits
	FIELD								
	Conductivity	Pump	N	FLD	10/29/2003	2456		umhos/c	
	Depth To Water	Pump	N	FLD	10/29/2003	6.2			
	Dissolved Oxygen	Pump	N	FLD	10/29/2003	0.45		mg/L	
	pH	Pump	N	FLD	10/29/2003	5.97		S.U.	
	Reference Elevation	Pump	N	FLD	10/29/2003	30.24			
	Temperature	Pump	N	FLD	10/29/2003	22.3		deg C	
	Turbidity	Pump	N	FLD	10/29/2003	2.55		NTU	
	INORGANICS								
70300	Solids, Total Dissolved	Pump	N	E160.1	10/30/2003	1500		mg/L	1.2
00940	Chloride	Pump	N	E300.0	10/31/2003	360		mg/L	0.61
00620	Nitrogen, Nitrate	Pump	N	E300.0	10/30/2003	0.016	U	mg/L	0.016
00945	Sulfate	Pump	N	E300.0	10/30/2003	0.058	U	mg/L	0.058
00610	Nitrogen, Ammonia (As N)	Pump	N	E350.1	11/5/2003	0.38		mg/L	0.020
	METALS								
01002	Arsenic	Pump	N	SW6010	10/31/2003	2.4	I	µg/L	2.0
01007	Barium	Pump	N	SW6010	10/31/2003	300		µg/L	0.074
01012	Beryllium	Pump	N	SW6010	10/31/2003	0.12	U	µg/L	0.12
01027	Cadmium	Pump	N	SW6010	10/31/2003	0.24	U	µg/L	0.24
01034	Chromium	Pump	N	SW6010	10/31/2003	1.2	I	µg/L	0.60
01037	Cobalt	Pump	N	SW6010	10/31/2003	7.8	I	µg/L	1.5
01042	Copper	Pump	N	SW6010	10/31/2003	0.58	U	µg/L	0.58
01045	Iron	Pump	N	SW6010	10/31/2003	68000		µg/L	13
01051	Lead	Pump	N	SW6010	10/31/2003	1.8	U	µg/L	1.8
01067	Nickel	Pump	N	SW6010	10/31/2003	2.2	I	µg/L	2.0
01147	Selenium	Pump	N	SW6010	10/31/2003	4.0	U	µg/L	4.0
01077	Silver	Pump	N	SW6010	10/31/2003	1.4	U	µg/L	1.4
00929	Sodium	Pump	N	SW6010	10/31/2003	320000		µg/L	230
01087	Vanadium	Pump	N	SW6010	10/31/2003	2.6	I	µg/L	0.40
01092	Zinc	Pump	N	SW6010	10/31/2003	2.3	U	µg/L	2.3
01097	Antimony	Pump	N	SW7041	11/10/2003	0.35	U	µg/L	0.35

Data Qualifier Code Key:

*	Value exceeds Maximum Contaminant Level	I	Analyte detected below quantitation limits
S	Spike Recovery outside accepted recovery limits	U	Not Detected Above the MDL

Tomoka Semiannual GW
PARAMETER MONITORING REPORT
Ground Water (Rule 62-520.400,.420, .460)
Surface Water (Rule 62-302.500, .510, .503)
Leachate (Rule 62-701.510)
LAB Submission Number: F03100721
Sample Number: F03100721-029

Facility WACS:	64-00027540	**Sample Date/Time:**	10/29/2003 2:07:00 PM
Well/Sampling Point WACS:	15813	**Report Period:**	Tomoka October 03
Well/Sampling Point Name:	B-45-1	**Well Purged:**	YES
Classification of Groundwater:	G-II	**Well Type:**	Compliance
Ground Water Elevation: (NGVD):	24.04		

Storet Code	Parameter Monitored	Sampling Method	Filtered Y/N	Analysis Method	Analysis Date	Analysis Result	Q	Units	Detection Limits
71900	Mercury	Pump	N	SW7470	11/6/2003	0.052	I	µg/L	0.036
01059	Thallium	Pump	N	SW7841	11/10/2003	0.28	I	µg/L	0.25
	ORGANICS								
49146	1,2-Dibromo-3-chloropropane	Pump	N	SW8011	11/4/2003	0.0041	U	µg/L	0.0041
77651	Ethylene Dibromide	Pump	N	SW8011	11/4/2003	0.0038	U	µg/L	0.0038
81552	Acetone	Pump	N	SW8260	11/9/2003	0.91	U	µg/L	0.91
34215	Acrylonitrile	Pump	N	SW8260	11/9/2003	0.93	U	µg/L	0.93
34030	Benzene	Pump	N	SW8260	11/9/2003	7.7		µg/L	0.31
73085	Bromochloromethane	Pump	N	SW8260	11/9/2003	0.22	U	µg/L	0.22
32101	Bromodichloromethane	Pump	N	SW8260	11/9/2003	0.10	U	µg/L	0.10
32104	Bromoform	Pump	N	SW8260	11/9/2003	0.11	U	µg/L	0.11
34413	Bromomethane	Pump	N	SW8260	11/9/2003	0.12	U	µg/L	0.12
81595	2-Butanone	Pump	N	SW8260	11/9/2003	0.29	U	µg/L	0.29
77041	Carbon disulfide	Pump	N	SW8260	11/9/2003	0.25	U	µg/L	0.25
32102	Carbon tetrachloride	Pump	N	SW8260	11/9/2003	0.25	U	µg/L	0.25
34301	Chlorobenzene	Pump	N	SW8260	11/9/2003	3.4		µg/L	0.10
34311	Chloroethane	Pump	N	SW8260	11/9/2003	0.16	U	µg/L	0.16
32106	Chloroform	Pump	N	SW8260	11/9/2003	0.28	U	µg/L	0.28
34418	Chloromethane	Pump	N	SW8260	11/9/2003	0.31	U	µg/L	0.31
32105	Dibromochloromethane	Pump	N	SW8260	11/9/2003	0.16	U	µg/L	0.16
77596	Dibromomethane	Pump	N	SW8260	11/9/2003	0.13	U	µg/L	0.13
77268	trans-1,4-Dichloro-2-butene	Pump	N	SW8260	11/9/2003	0.14	U	µg/L	0.14
34536	1,2-Dichlorobenzene	Pump	N	SW8260	11/9/2003	0.18	U	µg/L	0.18
34571	1,4-Dichlorobenzene	Pump	N	SW8260	11/9/2003	0.10	U	µg/L	0.10
34496	1,1-Dichloroethane	Pump	N	SW8260	11/9/2003	0.30	U	µg/L	0.30
34531	1,2-Dichloroethane	Pump	N	SW8260	11/9/2003	0.10	U	µg/L	0.10
34501	1,1-Dichloroethene	Pump	N	SW8260	11/9/2003	0.10	U	µg/L	0.10
77093	cis-1,2-Dichloroethene	Pump	N	SW8260	11/9/2003	0.33	I	µg/L	0.15
34546	trans-1,2-Dichloroethene	Pump	N	SW8260	11/9/2003	0.17	U	µg/L	0.17
34541	1,2-Dichloropropane	Pump	N	SW8260	11/9/2003	0.12	U	µg/L	0.12
34704	cis-1,3-Dichloropropene	Pump	N	SW8260	11/9/2003	0.070	U	µg/L	0.070
34699	trans-1,3-Dichloropropene	Pump	N	SW8260	11/9/2003	0.11	U	µg/L	0.11

Data Qualifier Code Key:

*	Value exceeds Maximum Contaminant Level	I	Analyte detected below quantitation limits
S	Spike Recovery outside accepted recovery limits	U	Not Detected Above the MDL

Tomoka Semiannual GW

PARAMETER MONITORING REPORT

Ground Water (Rule 62-520.400,.420, .460)

Surface Water (Rule 62-302.500, .510, .503)

Leachate (Rule 62-701.510)

LAB Submission Number: F03100721

Sample Number: F03100721-029

Facility WACS:	64-00027540	**Sample Date/Time:**	10/29/2003 2:07:00 PM
Well/Sampling Point WACS:	15813	**Report Period:**	Tomoka October 03
Well/Sampling Point Name:	B-45-1	**Well Purged:**	YES
Classification of Groundwater:	G-II	**Well Type:**	Compliance
Ground Water Elevation: (NGVD):	24.04		

Storet Code	Parameter Monitored	Sampling Method	Filtered Y/N	Analysis Method	Analysis Date	Analysis Result	Q	Units	Detection Limits
34371	Ethylbenzene	Pump	N	SW8260	11/9/2003	0.22	I	µg/L	0.12
77103	2-Hexanone	Pump	N	SW8260	11/9/2003	0.26	U	µg/L	0.26
77424	Iodomethane	Pump	N	SW8260	11/9/2003	0.38	U	µg/L	0.38
81596	4-Methyl-2-pentanone	Pump	N	SW8260	11/9/2003	0.21	U	µg/L	0.21
34423	Methylene chloride	Pump	N	SW8260	11/9/2003	0.26	U	µg/L	0.26
77128	Styrene	Pump	N	SW8260	11/9/2003	0.17	U	µg/L	0.17
77562	1,1,1,2-Tetrachloroethane	Pump	N	SW8260	11/9/2003	0.15	U	µg/L	0.15
34516	1,1,2,2-Tetrachloroethane	Pump	N	SW8260	11/9/2003	0.11	U	µg/L	0.11
34475	Tetrachloroethene	Pump	N	SW8260	11/9/2003	0.11	U	µg/L	0.11
34010	Toluene	Pump	N	SW8260	11/9/2003	1.0		µg/L	0.10
34506	1,1,1-Trichloroethane	Pump	N	SW8260	11/9/2003	0.24	U	µg/L	0.24
34511	1,1,2-Trichloroethane	Pump	N	SW8260	11/9/2003	0.13	U	µg/L	0.13
39180	Trichloroethene	Pump	N	SW8260	11/9/2003	0.15	U	µg/L	0.15
34488	Trichlorofluoromethane	Pump	N	SW8260	11/9/2003	0.32	U	µg/L	0.32
77443	1,2,3-Trichloropropane	Pump	N	SW8260	11/9/2003	0.30	U	µg/L	0.30
77057	Vinyl acetate	Pump	N	SW8260	11/9/2003	0.15	U	µg/L	0.15
39175	Vinyl chloride	Pump	N	SW8260	11/9/2003	0.74	I	µg/L	0.14
34020	Xylenes, Total	Pump	N	SW8260	11/9/2003	12		µg/L	0.29

Data Qualifier Code Key:	*	Value exceeds Maximum Contaminant Level	I	Analyte detected below quantitation limits
	S	Spike Recovery outside accepted recovery limits	U	Not Detected Above the MDL

Tomoka Semiannual GW
PARAMETER MONITORING REPORT
Ground Water (Rule 62-520.400,.420, .460)
Surface Water (Rule 62-302.500, .510, .503)
Leachate (Rule 62-701.510)
LAB Submission Number: F03100721
Sample Number: F03100721-030

Facility WACS:	64-00027540	**Sample Date/Time:**	10/29/2003 2:46:00 PM
Well/Sampling Point WACS:	15814	**Report Period:**	Tomoka October 03
Well/Sampling Point Name:	B-45-2	**Well Purged:**	YES
Classification of Groundwater:	G-II	**Well Type:**	Compliance
Ground Water Elevation: (NGVD):	23.73		

Storet Code	Parameter Monitored	Sampling Method	Filtered Y/N	Analysis Method	Analysis Date	Analysis Result	Q	Units	Detection Limits
	FIELD								
	Conductivity	Pump	N	FLD	10/29/2003	371		umhos/c	
	Depth To Water	Pump	N	FLD	10/29/2003	6.58			
	Dissolved Oxygen	Pump	N	FLD	10/29/2003	0.51		mg/L	
	pH	Pump	N	FLD	10/29/2003	5.37		S.U.	
	Reference Elevation	Pump	N	FLD	10/29/2003	30.31			
	Temperature	Pump	N	FLD	10/29/2003	23.3		deg C	
	Turbidity	Pump	N	FLD	10/29/2003	18.6		NTU	
	INORGANICS								
70300	Solids, Total Dissolved	Pump	N	E160.1	10/30/2003	320		mg/L	1.2
00940	Chloride	Pump	N	E300.0	10/31/2003	74		mg/L	0.61
00620	Nitrogen, Nitrate	Pump	N	E300.0	10/30/2003	0.016	U	mg/L	0.016
00945	Sulfate	Pump	N	E300.0	10/30/2003	7.4		mg/L	0.058
00610	Nitrogen, Ammonia (As N)	Pump	N	E350.1	11/5/2003	0.10		mg/L	0.0040
	METALS								
01002	Arsenic	Pump	N	SW6010	10/31/2003	2.0	U	µg/L	2.0
01007	Barium	Pump	N	SW6010	10/31/2003	57		µg/L	0.074
01012	Beryllium	Pump	N	SW6010	10/31/2003	0.12	U	µg/L	0.12
01027	Cadmium	Pump	N	SW6010	10/31/2003	0.24	U	µg/L	0.24
01034	Chromium	Pump	N	SW6010	10/31/2003	1.6	I	µg/L	0.60
01037	Cobalt	Pump	N	SW6010	10/31/2003	1.5	U	µg/L	1.5
01042	Copper	Pump	N	SW6010	10/31/2003	1.4	I	µg/L	0.58
01045	Iron	Pump	N	SW6010	10/31/2003	21000		µg/L	13
01051	Lead	Pump	N	SW6010	10/31/2003	1.8	U	µg/L	1.8
01067	Nickel	Pump	N	SW6010	10/31/2003	2.0	U	µg/L	2.0
01147	Selenium	Pump	N	SW6010	10/31/2003	4.0	U	µg/L	4.0
01077	Silver	Pump	N	SW6010	10/31/2003	1.4	U	µg/L	1.4
00929	Sodium	Pump	N	SW6010	10/31/2003	16000		µg/L	230
01087	Vanadium	Pump	N	SW6010	10/31/2003	9.0	I	µg/L	0.40
01092	Zinc	Pump	N	SW6010	10/31/2003	6.7	I	µg/L	2.3
01097	Antimony	Pump	N	SW7041	11/10/2003	0.35	U	µg/L	0.35

Data Qualifier Code Key:

*	Value exceeds Maximum Contaminant Level	I	Analyte detected below quantitation limits
S	Spike Recovery outside accepted recovery limits	U	Not Detected Above the MDL

Tomoka Semiannual GW
PARAMETER MONITORING REPORT
Ground Water (Rule 62-520.400,.420, .460)
Surface Water (Rule 62-302.500, .510, .503)
Leachate (Rule 62-701.510)
LAB Submission Number: F03100721
Sample Number: F03100721-030

Facility WACS:	64-00027540	**Sample Date/Time:**	10/29/2003 2:46:00 PM
Well/Sampling Point WACS:	15814	**Report Period:**	Tomoka October 03
Well/Sampling Point Name:	B-45-2	**Well Purged:**	YES
Classification of Groundwater:	G-II	**Well Type:**	Compliance
Ground Water Elevation: (NGVD):	23.73		

Storet Code	Parameter Monitored	Sampling Method	Filtered Y/N	Analysis Method	Analysis Date	Analysis Result	Q	Units	Detection Limits
71900	Mercury	Pump	N	SW7470	11/6/2003	0.051	I	µg/L	0.036
01059	Thallium	Pump	N	SW7841	11/10/2003	0.25	U	µg/L	0.25
	ORGANICS								
49146	1,2-Dibromo-3-chloropropane	Pump	N	SW8011	11/4/2003	0.0041	U	µg/L	0.0041
77651	Ethylene Dibromide	Pump	N	SW8011	11/4/2003	0.0038	U	µg/L	0.0038
81552	Acetone	Pump	N	SW8260	11/9/2003	0.91	U	µg/L	0.91
34215	Acrylonitrile	Pump	N	SW8260	11/9/2003	0.93	U	µg/L	0.93
34030	Benzene	Pump	N	SW8260	11/9/2003	0.52	I	µg/L	0.31
73085	Bromochloromethane	Pump	N	SW8260	11/9/2003	0.22	U	µg/L	0.22
32101	Bromodichloromethane	Pump	N	SW8260	11/9/2003	0.10	U	µg/L	0.10
32104	Bromoform	Pump	N	SW8260	11/9/2003	0.11	U	µg/L	0.11
34413	Bromomethane	Pump	N	SW8260	11/9/2003	0.12	U	µg/L	0.12
81595	2-Butanone	Pump	N	SW8260	11/9/2003	0.29	U	µg/L	0.29
77041	Carbon disulfide	Pump	N	SW8260	11/9/2003	0.25	U	µg/L	0.25
32102	Carbon tetrachloride	Pump	N	SW8260	11/9/2003	0.25	U	µg/L	0.25
34301	Chlorobenzene	Pump	N	SW8260	11/9/2003	0.10	U	µg/L	0.10
34311	Chloroethane	Pump	N	SW8260	11/9/2003	0.16	U	µg/L	0.16
32106	Chloroform	Pump	N	SW8260	11/9/2003	0.28	U	µg/L	0.28
34418	Chloromethane	Pump	N	SW8260	11/9/2003	0.31	U	µg/L	0.31
32105	Dibromochloromethane	Pump	N	SW8260	11/9/2003	0.16	U	µg/L	0.16
77596	Dibromomethane	Pump	N	SW8260	11/9/2003	0.13	U	µg/L	0.13
77268	trans-1,4-Dichloro-2-butene	Pump	N	SW8260	11/9/2003	0.14	U	µg/L	0.14
34536	1,2-Dichlorobenzene	Pump	N	SW8260	11/9/2003	0.18	U	µg/L	0.18
34571	1,4-Dichlorobenzene	Pump	N	SW8260	11/9/2003	0.10	U	µg/L	0.10
34496	1,1-Dichloroethane	Pump	N	SW8260	11/9/2003	0.30	U	µg/L	0.30
34531	1,2-Dichloroethane	Pump	N	SW8260	11/9/2003	0.10	U	µg/L	0.10
34501	1,1-Dichloroethene	Pump	N	SW8260	11/9/2003	0.10	U	µg/L	0.10
77093	cis-1,2-Dichloroethene	Pump	N	SW8260	11/9/2003	0.15	U	µg/L	0.15
34546	trans-1,2-Dichloroethene	Pump	N	SW8260	11/9/2003	0.17	U	µg/L	0.17
34541	1,2-Dichloropropane	Pump	N	SW8260	11/9/2003	0.12	U	µg/L	0.12
34704	cis-1,3-Dichloropropene	Pump	N	SW8260	11/9/2003	0.070	U	µg/L	0.070
34699	trans-1,3-Dichloropropene	Pump	N	SW8260	11/9/2003	0.11	U	µg/L	0.11

Data Qualifier Code Key:

*	Value exceeds Maximum Contaminant Level	I	Analyte detected below quantitation limits
S	Spike Recovery outside accepted recovery limits	U	Not Detected Above the MDL

Tomoka Semiannual GW

PARAMETER MONITORING REPORT

Ground Water (Rule 62-520.400,.420, .460)

Surface Water (Rule 62-302.500, .510, .503)

Leachate (Rule 62-701.510)

LAB Submission Number: F03100721

Sample Number: F03100721-030

Facility WACS:	64-00027540	**Sample Date/Time:**	10/29/2003 2:46:00 PM
Well/Sampling Point WACS:	15814	**Report Period:**	Tomoka October 03
Well/Sampling Point Name:	B-45-2	**Well Purged:**	YES
Classification of Groundwater:	G-II	**Well Type:**	Compliance
Ground Water Elevation: (NGVD):	23.73		

Storet Code	Parameter Monitored	Sampling Method	Filtered Y/N	Analysis Method	Analysis Date	Analysis Result	Q	Units	Detection Limits
34371	Ethylbenzene	Pump	N	SW8260	11/9/2003	0.12	U	µg/L	0.12
77103	2-Hexanone	Pump	N	SW8260	11/9/2003	0.26	U	µg/L	0.26
77424	Iodomethane	Pump	N	SW8260	11/9/2003	0.38	U	µg/L	0.38
81596	4-Methyl-2-pentanone	Pump	N	SW8260	11/9/2003	0.21	U	µg/L	0.21
34423	Methylene chloride	Pump	N	SW8260	11/9/2003	0.26	U	µg/L	0.26
77128	Styrene	Pump	N	SW8260	11/9/2003	0.17	U	µg/L	0.17
77562	1,1,1,2-Tetrachloroethane	Pump	N	SW8260	11/9/2003	0.15	U	µg/L	0.15
34516	1,1,2,2-Tetrachloroethane	Pump	N	SW8260	11/9/2003	0.11	U	µg/L	0.11
34475	Tetrachloroethene	Pump	N	SW8260	11/9/2003	0.11	U	µg/L	0.11
34010	Toluene	Pump	N	SW8260	11/9/2003	0.21	I	µg/L	0.10
34506	1,1,1-Trichloroethane	Pump	N	SW8260	11/9/2003	0.24	U	µg/L	0.24
34511	1,1,2-Trichloroethane	Pump	N	SW8260	11/9/2003	0.13	U	µg/L	0.13
39180	Trichloroethene	Pump	N	SW8260	11/9/2003	0.15	U	µg/L	0.15
34488	Trichlorofluoromethane	Pump	N	SW8260	11/9/2003	0.32	U	µg/L	0.32
77443	1,2,3-Trichloropropane	Pump	N	SW8260	11/9/2003	0.30	U	µg/L	0.30
77057	Vinyl acetate	Pump	N	SW8260	11/9/2003	0.15	U	µg/L	0.15
39175	Vinyl chloride	Pump	N	SW8260	11/9/2003	0.14	U	µg/L	0.14
34020	Xylenes, Total	Pump	N	SW8260	11/9/2003	0.36	I	µg/L	0.29

Data Qualifier Code Key:

*	Value exceeds Maximum Contaminant Level	I	Analyte detected below quantitation limits
S	Spike Recovery outside accepted recovery limits	U	Not Detected Above the MDL

Tomoka Semiannual GW
PARAMETER MONITORING REPORT
Ground Water (Rule 62-520.400,.420, .460)
Surface Water (Rule 62-302.500, .510, .503)
Leachate (Rule 62-701.510)
LAB Submission Number: F03100721
Sample Number: F03100721-031

Facility WACS:	64-00027540	**Sample Date/Time:**	10/29/2003 3:40:00 PM
Well/Sampling Point WACS:	15817	**Report Period:**	Tomoka October 03
Well/Sampling Point Name:	B-59-1	**Well Purged:**	YES
Classification of Groundwater:	G-II	**Well Type:**	Compliance
Ground Water Elevation: (NGVD):	24.24		

Storet Code	Parameter Monitored	Sampling Method	Filtered Y/N	Analysis Method	Analysis Date	Analysis Result	Q	Units	Detection Limits
	FIELD								
	Conductivity	Pump	N	FLD	10/29/2003	1024		umhos/c	
	Depth To Water	Pump	N	FLD	10/29/2003	3.53			
	Dissolved Oxygen	Pump	N	FLD	10/29/2003	0.81		mg/L	
	pH	Pump	N	FLD	10/29/2003	6.41		S.U.	
	Reference Elevation	Pump	N	FLD	10/29/2003	27.77			
	Temperature	Pump	N	FLD	10/29/2003	23.4		deg C	
	Turbidity	Pump	N	FLD	10/29/2003	1.4		NTU	
	INORGANICS								
70300	Solids, Total Dissolved	Pump	N	E160.1	10/30/2003	660		mg/L	1.2
00940	Chloride	Pump	N	E300.0	10/30/2003	140		mg/L	0.10
00620	Nitrogen, Nitrate	Pump	N	E300.0	10/30/2003	0.016	U	mg/L	0.016
00945	Sulfate	Pump	N	E300.0	10/30/2003	60		mg/L	0.058
00610	Nitrogen, Ammonia (As N)	Pump	N	E350.1	11/5/2003	0.20		mg/L	0.0040
	METALS								
01002	Arsenic	Pump	N	SW6010	10/31/2003	2.0	U	µg/L	2.0
01007	Barium	Pump	N	SW6010	10/31/2003	81		µg/L	0.074
01012	Beryllium	Pump	N	SW6010	10/31/2003	0.12	U	µg/L	0.12
01027	Cadmium	Pump	N	SW6010	10/31/2003	0.24	U	µg/L	0.24
01034	Chromium	Pump	N	SW6010	10/31/2003	0.60	U	µg/L	0.60
01037	Cobalt	Pump	N	SW6010	10/31/2003	2.8	I	µg/L	1.5
01042	Copper	Pump	N	SW6010	10/31/2003	1.2	I	µg/L	0.58
01045	Iron	Pump	N	SW6010	10/31/2003	8500		µg/L	13
01051	Lead	Pump	N	SW6010	10/31/2003	1.8	U	µg/L	1.8
01067	Nickel	Pump	N	SW6010	10/31/2003	2.0	U	µg/L	2.0
01147	Selenium	Pump	N	SW6010	10/31/2003	4.0	U	µg/L	4.0
01077	Silver	Pump	N	SW6010	10/31/2003	1.4	U	µg/L	1.4
00929	Sodium	Pump	N	SW6010	10/31/2003	90000		µg/L	230
01087	Vanadium	Pump	N	SW6010	10/31/2003	0.40	U	µg/L	0.40
01092	Zinc	Pump	N	SW6010	10/31/2003	2.3	U	µg/L	2.3
01097	Antimony	Pump	N	SW7041	11/10/2003	0.35	U	µg/L	0.35

Data Qualifier Code Key:
- * Value exceeds Maximum Contaminant Level
- S Spike Recovery outside accepted recovery limits
- I Analyte detected below quantitation limits
- U Not Detected Above the MDL

Tomoka Semiannual GW
PARAMETER MONITORING REPORT
Ground Water (Rule 62-520.400,.420, .460)
Surface Water (Rule 62-302.500, .510, .503)
Leachate (Rule 62-701.510)
LAB Submission Number: F03100721
Sample Number: F03100721-031

Facility WACS:	64-00027540	**Sample Date/Time:**	10/29/2003 3:40:00 PM
Well/Sampling Point WACS:	15817	**Report Period:**	Tomoka October 03
Well/Sampling Point Name:	B-59-1	**Well Purged:**	YES
Classification of Groundwater:	G-II	**Well Type:**	Compliance
Ground Water Elevation: (NGVD):	24.24		

Storet Code	Parameter Monitored	Sampling Method	Filtered Y/N	Analysis Method	Analysis Date	Analysis Result	Q	Units	Detection Limits
71900	Mercury	Pump	N	SW7470	11/6/2003	0.036	U	µg/L	0.036
01059	Thallium	Pump	N	SW7841	11/10/2003	0.25	U	µg/L	0.25
	ORGANICS								
49146	1,2-Dibromo-3-chloropropane	Pump	N	SW8011	11/4/2003	0.0041	U	µg/L	0.0041
77651	Ethylene Dibromide	Pump	N	SW8011	11/4/2003	0.0038	U	µg/L	0.0038
81552	Acetone	Pump	N	SW8260	11/9/2003	0.91	U	µg/L	0.91
34215	Acrylonitrile	Pump	N	SW8260	11/9/2003	0.93	U	µg/L	0.93
34030	Benzene	Pump	N	SW8260	11/9/2003	0.31	U	µg/L	0.31
73085	Bromochloromethane	Pump	N	SW8260	11/9/2003	0.22	U	µg/L	0.22
32101	Bromodichloromethane	Pump	N	SW8260	11/9/2003	0.10	U	µg/L	0.10
32104	Bromoform	Pump	N	SW8260	11/9/2003	0.11	U	µg/L	0.11
34413	Bromomethane	Pump	N	SW8260	11/9/2003	0.12	U	µg/L	0.12
81595	2-Butanone	Pump	N	SW8260	11/9/2003	0.29	U	µg/L	0.29
77041	Carbon disulfide	Pump	N	SW8260	11/9/2003	0.25	U	µg/L	0.25
32102	Carbon tetrachloride	Pump	N	SW8260	11/9/2003	0.25	U	µg/L	0.25
34301	Chlorobenzene	Pump	N	SW8260	11/9/2003	0.10	U	µg/L	0.10
34311	Chloroethane	Pump	N	SW8260	11/9/2003	0.16	U	µg/L	0.16
32106	Chloroform	Pump	N	SW8260	11/9/2003	0.28	U	µg/L	0.28
34418	Chloromethane	Pump	N	SW8260	11/9/2003	0.31	U	µg/L	0.31
32105	Dibromochloromethane	Pump	N	SW8260	11/9/2003	0.16	U	µg/L	0.16
77596	Dibromomethane	Pump	N	SW8260	11/9/2003	0.13	U	µg/L	0.13
77268	trans-1,4-Dichloro-2-butene	Pump	N	SW8260	11/9/2003	0.14	U	µg/L	0.14
34536	1,2-Dichlorobenzene	Pump	N	SW8260	11/9/2003	0.18	U	µg/L	0.18
34571	1,4-Dichlorobenzene	Pump	N	SW8260	11/9/2003	0.10	U	µg/L	0.10
34496	1,1-Dichloroethane	Pump	N	SW8260	11/9/2003	0.30	U	µg/L	0.30
34531	1,2-Dichloroethane	Pump	N	SW8260	11/9/2003	0.10	U	µg/L	0.10
34501	1,1-Dichloroethene	Pump	N	SW8260	11/9/2003	0.10	U	µg/L	0.10
77093	cis-1,2-Dichloroethene	Pump	N	SW8260	11/9/2003	0.15	U	µg/L	0.15
34546	trans-1,2-Dichloroethene	Pump	N	SW8260	11/9/2003	0.17	U	µg/L	0.17
34541	1,2-Dichloropropane	Pump	N	SW8260	11/9/2003	0.12	U	µg/L	0.12
34704	cis-1,3-Dichloropropene	Pump	N	SW8260	11/9/2003	0.070	U	µg/L	0.070
34699	trans-1,3-Dichloropropene	Pump	N	SW8260	11/9/2003	0.11	U	µg/L	0.11

Data Qualifier Code Key:

*	Value exceeds Maximum Contaminant Level	I	Analyte detected below quantitation limits
S	Spike Recovery outside accepted recovery limits	U	Not Detected Above the MDL

Tomoka Semiannual GW
PARAMETER MONITORING REPORT
Ground Water (Rule 62-520.400,.420, .460)
Surface Water (Rule 62-302.500, .510, .503)
Leachate (Rule 62-701.510)
LAB Submission Number: F03100721
Sample Number: F03100721-031

Facility WACS:	64-00027540	**Sample Date/Time:**	10/29/2003 3:40:00 PM
Well/Sampling Point WACS:	15817	**Report Period:**	Tomoka October 03
Well/Sampling Point Name:	B-59-1	**Well Purged:**	YES
Classification of Groundwater:	G-II	**Well Type:**	Compliance
Ground Water Elevation: (NGVD):	24.24		

Storet Code	Parameter Monitored	Sampling Method	Filtered Y/N	Analysis Method	Analysis Date	Analysis Result	Q	Units	Detection Limits
34371	Ethylbenzene	Pump	N	SW8260	11/9/2003	0.12	U	µg/L	0.12
77103	2-Hexanone	Pump	N	SW8260	11/9/2003	0.26	U	µg/L	0.26
77424	Iodomethane	Pump	N	SW8260	11/9/2003	0.38	U	µg/L	0.38
81596	4-Methyl-2-pentanone	Pump	N	SW8260	11/9/2003	0.21	U	µg/L	0.21
34423	Methylene chloride	Pump	N	SW8260	11/9/2003	0.26	U	µg/L	0.26
77128	Styrene	Pump	N	SW8260	11/9/2003	0.17	U	µg/L	0.17
77562	1,1,1,2-Tetrachloroethane	Pump	N	SW8260	11/9/2003	0.15	U	µg/L	0.15
34516	1,1,2,2-Tetrachloroethane	Pump	N	SW8260	11/9/2003	0.11	U	µg/L	0.11
34475	Tetrachloroethene	Pump	N	SW8260	11/9/2003	0.11	U	µg/L	0.11
34010	Toluene	Pump	N	SW8260	11/9/2003	0.10	U	µg/L	0.10
34506	1,1,1-Trichloroethane	Pump	N	SW8260	11/9/2003	0.24	U	µg/L	0.24
34511	1,1,2-Trichloroethane	Pump	N	SW8260	11/9/2003	0.13	U	µg/L	0.13
39180	Trichloroethene	Pump	N	SW8260	11/9/2003	0.15	U	µg/L	0.15
34488	Trichlorofluoromethane	Pump	N	SW8260	11/9/2003	0.32	U	µg/L	0.32
77443	1,2,3-Trichloropropane	Pump	N	SW8260	11/9/2003	0.30	U	µg/L	0.30
77057	Vinyl acetate	Pump	N	SW8260	11/9/2003	0.15	U	µg/L	0.15
39175	Vinyl chloride	Pump	N	SW8260	11/9/2003	0.14	U	µg/L	0.14
34020	Xylenes, Total	Pump	N	SW8260	11/9/2003	0.29	U	µg/L	0.29

Data Qualifier Code Key:

*	Value exceeds Maximum Contaminant Level	I	Analyte detected below quantitation limits
S	Spike Recovery outside accepted recovery limits	U	Not Detected Above the MDL

Tomoka Semiannual GW
PARAMETER MONITORING REPORT
Ground Water (Rule 62-520.400,.420, .460)
Surface Water (Rule 62-302.500, .510, .503)
Leachate (Rule 62-701.510)
LAB Submission Number: F03100721
Sample Number: F03100721-032

Facility WACS:	64-00027540	**Sample Date/Time:**	10/29/2003 4:07:00 PM
Well/Sampling Point WACS:	15818	**Report Period:**	Tomoka October 03
Well/Sampling Point Name:	B-59-2	**Well Purged:**	YES
Classification of Groundwater:	G-II	**Well Type:**	Compliance
Ground Water Elevation: (NGVD):	24.37		

Storet Code	Parameter Monitored	Sampling Method	Filtered Y/N	Analysis Method	Analysis Date	Analysis Result	Q	Units	Detection Limits
	FIELD								
	Conductivity	Pump	N	FLD	10/29/2003	774		umhos/c	
	Depth To Water	Pump	N	FLD	10/29/2003	3.42			
	Dissolved Oxygen	Pump	N	FLD	10/29/2003	0.54		mg/L	
	pH	Pump	N	FLD	10/29/2003	6.34		S.U.	
	Reference Elevation	Pump	N	FLD	10/29/2003	27.79			
	Temperature	Pump	N	FLD	10/29/2003	24.5		deg C	
	Turbidity	Pump	N	FLD	10/29/2003	5.2		NTU	
	INORGANICS								
70300	Solids, Total Dissolved	Pump	N	E160.1	10/30/2003	520		mg/L	1.2
00940	Chloride	Pump	N	E300.0	10/31/2003	27		mg/L	0.10
00620	Nitrogen, Nitrate	Pump	N	E300.0	10/31/2003	0.016	U	mg/L	0.016
00945	Sulfate	Pump	N	E300.0	10/31/2003	110		mg/L	0.058
00610	Nitrogen, Ammonia (As N)	Pump	N	E350.1	11/5/2003	0.27		mg/L	0.0040
	METALS								
01002	Arsenic	Pump	N	SW6010	10/31/2003	4.1	I	µg/L	2.0
01007	Barium	Pump	N	SW6010	10/31/2003	82		µg/L	0.074
01012	Beryllium	Pump	N	SW6010	10/31/2003	0.12	U	µg/L	0.12
01027	Cadmium	Pump	N	SW6010	10/31/2003	0.24	U	µg/L	0.24
01034	Chromium	Pump	N	SW6010	10/31/2003	1.0	I	µg/L	0.60
01037	Cobalt	Pump	N	SW6010	10/31/2003	5.8	I	µg/L	1.5
01042	Copper	Pump	N	SW6010	10/31/2003	1.2	I	µg/L	0.58
01045	Iron	Pump	N	SW6010	10/31/2003	6200		µg/L	13
01051	Lead	Pump	N	SW6010	10/31/2003	1.8	U	µg/L	1.8
01067	Nickel	Pump	N	SW6010	10/31/2003	5.9		µg/L	2.0
01147	Selenium	Pump	N	SW6010	10/31/2003	4.0	U	µg/L	4.0
01077	Silver	Pump	N	SW6010	10/31/2003	1.4	U	µg/L	1.4
00929	Sodium	Pump	N	SW6010	10/31/2003	20000		µg/L	230
01087	Vanadium	Pump	N	SW6010	10/31/2003	2.4	I	µg/L	0.40
01092	Zinc	Pump	N	SW6010	10/31/2003	2.5	I	µg/L	2.3
01097	Antimony	Pump	N	SW7041	11/10/2003	0.35	U	µg/L	0.35

Data Qualifier Code Key:

*	Value exceeds Maximum Contaminant Level	I	Analyte detected below quantitation limits
S	Spike Recovery outside accepted recovery limits	U	Not Detected Above the MDL

Tomoka Semiannual GW
PARAMETER MONITORING REPORT
Ground Water (Rule 62-520.400,.420, .460)
Surface Water (Rule 62-302.500, .510, .503)
Leachate (Rule 62-701.510)
LAB Submission Number: F03100721
Sample Number: F03100721-032

Facility WACS:	64-00027540	**Sample Date/Time:**	10/29/2003 4:07:00 PM
Well/Sampling Point WACS:	15818	**Report Period:**	Tomoka October 03
Well/Sampling Point Name:	B-59-2	**Well Purged:**	YES
Classification of Groundwater:	G-II	**Well Type:**	Compliance
Ground Water Elevation: (NGVD):	24.37		

Storet Code	Parameter Monitored	Sampling Method	Filtered Y/N	Analysis Method	Analysis Date	Analysis Result	Q	Units	Detection Limits
71900	Mercury	Pump	N	SW7470	11/6/2003	0.039	I	µg/L	0.036
01059	Thallium	Pump	N	SW7841	11/10/2003	0.25	U	µg/L	0.25
	ORGANICS								
49146	1,2-Dibromo-3-chloropropane	Pump	N	SW8011	11/4/2003	0.0041	U	µg/L	0.0041
77651	Ethylene Dibromide	Pump	N	SW8011	11/4/2003	0.0038	U	µg/L	0.0038
81552	Acetone	Pump	N	SW8260	11/9/2003	0.91	U	µg/L	0.91
34215	Acrylonitrile	Pump	N	SW8260	11/9/2003	0.93	U	µg/L	0.93
34030	Benzene	Pump	N	SW8260	11/9/2003	0.31	U	µg/L	0.31
73085	Bromochloromethane	Pump	N	SW8260	11/9/2003	0.22	U	µg/L	0.22
32101	Bromodichloromethane	Pump	N	SW8260	11/9/2003	0.10	U	µg/L	0.10
32104	Bromoform	Pump	N	SW8260	11/9/2003	0.11	U	µg/L	0.11
34413	Bromomethane	Pump	N	SW8260	11/9/2003	0.12	U	µg/L	0.12
81595	2-Butanone	Pump	N	SW8260	11/9/2003	0.29	U	µg/L	0.29
77041	Carbon disulfide	Pump	N	SW8260	11/9/2003	0.25	U	µg/L	0.25
32102	Carbon tetrachloride	Pump	N	SW8260	11/9/2003	0.25	U	µg/L	0.25
34301	Chlorobenzene	Pump	N	SW8260	11/9/2003	0.10	U	µg/L	0.10
34311	Chloroethane	Pump	N	SW8260	11/9/2003	0.16	U	µg/L	0.16
32106	Chloroform	Pump	N	SW8260	11/9/2003	0.28	U	µg/L	0.28
34418	Chloromethane	Pump	N	SW8260	11/9/2003	0.31	U	µg/L	0.31
32105	Dibromochloromethane	Pump	N	SW8260	11/9/2003	0.16	U	µg/L	0.16
77596	Dibromomethane	Pump	N	SW8260	11/9/2003	0.13	U	µg/L	0.13
77268	trans-1,4-Dichloro-2-butene	Pump	N	SW8260	11/9/2003	0.14	U	µg/L	0.14
34536	1,2-Dichlorobenzene	Pump	N	SW8260	11/9/2003	0.18	U	µg/L	0.18
34571	1,4-Dichlorobenzene	Pump	N	SW8260	11/9/2003	0.10	U	µg/L	0.10
34496	1,1-Dichloroethane	Pump	N	SW8260	11/9/2003	0.30	U	µg/L	0.30
34531	1,2-Dichloroethane	Pump	N	SW8260	11/9/2003	0.10	U	µg/L	0.10
34501	1,1-Dichloroethene	Pump	N	SW8260	11/9/2003	0.10	U	µg/L	0.10
77093	cis-1,2-Dichloroethene	Pump	N	SW8260	11/9/2003	0.15	U	µg/L	0.15
34546	trans-1,2-Dichloroethene	Pump	N	SW8260	11/9/2003	0.17	U	µg/L	0.17
34541	1,2-Dichloropropane	Pump	N	SW8260	11/9/2003	0.12	U	µg/L	0.12
34704	cis-1,3-Dichloropropene	Pump	N	SW8260	11/9/2003	0.070	U	µg/L	0.070
34699	trans-1,3-Dichloropropene	Pump	N	SW8260	11/9/2003	0.11	U	µg/L	0.11

Data Qualifier Code Key:

*	Value exceeds Maximum Contaminant Level	I	Analyte detected below quantitation limits
S	Spike Recovery outside accepted recovery limits	U	Not Detected Above the MDL

Tomoka Semiannual GW
PARAMETER MONITORING REPORT
Ground Water (Rule 62-520.400,.420, .460)
Surface Water (Rule 62-302.500, .510, .503)
Leachate (Rule 62-701.510)
LAB Submission Number: F03100721
Sample Number: F03100721-032

Facility WACS:	64-00027540	**Sample Date/Time:**	10/29/2003 4:07:00 PM
Well/Sampling Point WACS:	15818	**Report Period:**	Tomoka October 03
Well/Sampling Point Name:	B-59-2	**Well Purged:**	YES
Classification of Groundwater:	G-II	**Well Type:**	Compliance
Ground Water Elevation: (NGVD):	24.37		

Storet Code	Parameter Monitored	Sampling Method	Filtered Y/N	Analysis Method	Analysis Date	Analysis Result	Q	Units	Detection Limits
34371	Ethylbenzene	Pump	N	SW8260	11/9/2003	0.12	U	µg/L	0.12
77103	2-Hexanone	Pump	N	SW8260	11/9/2003	0.26	U	µg/L	0.26
77424	Iodomethane	Pump	N	SW8260	11/9/2003	0.38	U	µg/L	0.38
81596	4-Methyl-2-pentanone	Pump	N	SW8260	11/9/2003	0.21	U	µg/L	0.21
34423	Methylene chloride	Pump	N	SW8260	11/9/2003	0.26	U	µg/L	0.26
77128	Styrene	Pump	N	SW8260	11/9/2003	0.17	U	µg/L	0.17
77562	1,1,1,2-Tetrachloroethane	Pump	N	SW8260	11/9/2003	0.15	U	µg/L	0.15
34516	1,1,2,2-Tetrachloroethane	Pump	N	SW8260	11/9/2003	0.11	U	µg/L	0.11
34475	Tetrachloroethene	Pump	N	SW8260	11/9/2003	0.11	U	µg/L	0.11
34010	Toluene	Pump	N	SW8260	11/9/2003	0.10	U	µg/L	0.10
34506	1,1,1-Trichloroethane	Pump	N	SW8260	11/9/2003	0.24	U	µg/L	0.24
34511	1,1,2-Trichloroethane	Pump	N	SW8260	11/9/2003	0.13	U	µg/L	0.13
39180	Trichloroethene	Pump	N	SW8260	11/9/2003	0.15	U	µg/L	0.15
34488	Trichlorofluoromethane	Pump	N	SW8260	11/9/2003	0.32	U	µg/L	0.32
77443	1,2,3-Trichloropropane	Pump	N	SW8260	11/9/2003	0.30	U	µg/L	0.30
77057	Vinyl acetate	Pump	N	SW8260	11/9/2003	0.15	U	µg/L	0.15
39175	Vinyl chloride	Pump	N	SW8260	11/9/2003	0.14	U	µg/L	0.14
34020	Xylenes, Total	Pump	N	SW8260	11/9/2003	0.29	U	µg/L	0.29

Data Qualifier Code Key:

*	Value exceeds Maximum Contaminant Level	I	Analyte detected below quantitation limits
S	Spike Recovery outside accepted recovery limits	U	Not Detected Above the MDL

Tomoka Semiannual GW
PARAMETER MONITORING REPORT
Ground Water (Rule 62-520.400,.420, .460)
Surface Water (Rule 62-302.500, .510, .503)
Leachate (Rule 62-701.510)
LAB Submission Number: F03100721
Sample Number: F03100721-033

Facility WACS:	64-00027540	**Sample Date/Time:**	10/29/2003 2:54:00 PM
Well/Sampling Point WACS:	15819	**Report Period:**	Tomoka October 03
Well/Sampling Point Name:	B-60	**Well Purged:**	YES
Classification of Groundwater:	G-II	**Well Type:**	Compliance
Ground Water Elevation: (NGVD):	24.23		

Storet Code	Parameter Monitored	Sampling Method	Filtered Y/N	Analysis Method	Analysis Date	Analysis Result	Q	Units	Detection Limits
	FIELD								
	Conductivity	Pump	N	FLD	10/29/2003	540		umhos/c	
	Depth To Water	Pump	N	FLD	10/29/2003	4.61			
	Dissolved Oxygen	Pump	N	FLD	10/29/2003	0.56		mg/L	
	pH	Pump	N	FLD	10/29/2003	5.96		S.U.	
	Reference Elevation	Pump	N	FLD	10/29/2003	28.84			
	Temperature	Pump	N	FLD	10/29/2003	23.8		deg C	
	Turbidity	Pump	N	FLD	10/29/2003	0.70		NTU	
	INORGANICS								
70300	Solids, Total Dissolved	Pump	N	E160.1	10/30/2003	380		mg/L	1.2
00940	Chloride	Pump	N	E300.0	10/31/2003	29		mg/L	0.10
00620	Nitrogen, Nitrate	Pump	N	E300.0	10/31/2003	0.016	U	mg/L	0.016
00945	Sulfate	Pump	N	E300.0	10/31/2003	140		mg/L	0.058
00610	Nitrogen, Ammonia (As N)	Pump	N	E350.1	11/5/2003	0.13		mg/L	0.0040
	METALS								
01002	Arsenic	Pump	N	SW6010	10/31/2003	2.0	U	µg/L	2.0
01007	Barium	Pump	N	SW6010	10/31/2003	59		µg/L	0.074
01012	Beryllium	Pump	N	SW6010	10/31/2003	0.12	U	µg/L	0.12
01027	Cadmium	Pump	N	SW6010	10/31/2003	0.24	U	µg/L	0.24
01034	Chromium	Pump	N	SW6010	10/31/2003	0.62	I	µg/L	0.60
01037	Cobalt	Pump	N	SW6010	10/31/2003	1.5	U	µg/L	1.5
01042	Copper	Pump	N	SW6010	10/31/2003	0.77	I	µg/L	0.58
01045	Iron	Pump	N	SW6010	10/31/2003	7800		µg/L	13
01051	Lead	Pump	N	SW6010	10/31/2003	1.8	U	µg/L	1.8
01067	Nickel	Pump	N	SW6010	10/31/2003	2.0	U	µg/L	2.0
01147	Selenium	Pump	N	SW6010	10/31/2003	4.0	U	µg/L	4.0
01077	Silver	Pump	N	SW6010	10/31/2003	1.4	U	µg/L	1.4
00929	Sodium	Pump	N	SW6010	10/31/2003	25000		µg/L	230
01087	Vanadium	Pump	N	SW6010	10/31/2003	0.40	U	µg/L	0.40
01092	Zinc	Pump	N	SW6010	10/31/2003	2.3	U	µg/L	2.3
01097	Antimony	Pump	N	SW7041	11/10/2003	0.35	U	µg/L	0.35

Data Qualifier Code Key:

*	Value exceeds Maximum Contaminant Level	I	Analyte detected below quantitation limits
S	Spike Recovery outside accepted recovery limits	U	Not Detected Above the MDL

Tomoka Semiannual GW
PARAMETER MONITORING REPORT
Ground Water (Rule 62-520.400,.420, .460)
Surface Water (Rule 62-302.500, .510, .503)
Leachate (Rule 62-701.510)
LAB Submission Number: F03100721
Sample Number: F03100721-033

Facility WACS:	64-00027540	**Sample Date/Time:**	10/29/2003 2:54:00 PM
Well/Sampling Point WACS:	15819	**Report Period:**	Tomoka October 03
Well/Sampling Point Name:	B-60	**Well Purged:**	YES
Classification of Groundwater:	G-II	**Well Type:**	Compliance
Ground Water Elevation: (NGVD):	24.23		

Storet Code	Parameter Monitored	Sampling Method	Filtered Y/N	Analysis Method	Analysis Date	Analysis Result	Q	Units	Detection Limits
71900	Mercury	Pump	N	SW7470	11/6/2003	0.036	U	µg/L	0.036
01059	Thallium	Pump	N	SW7841	11/10/2003	0.25	U	µg/L	0.25
	ORGANICS								
49146	1,2-Dibromo-3-chloropropane	Pump	N	SW8011	11/4/2003	0.0041	U	µg/L	0.0041
77651	Ethylene Dibromide	Pump	N	SW8011	11/4/2003	0.0038	U	µg/L	0.0038
81552	Acetone	Pump	N	SW8260	11/9/2003	0.91	U	µg/L	0.91
34215	Acrylonitrile	Pump	N	SW8260	11/9/2003	0.93	U	µg/L	0.93
34030	Benzene	Pump	N	SW8260	11/9/2003	0.31	U	µg/L	0.31
73085	Bromochloromethane	Pump	N	SW8260	11/9/2003	0.22	U	µg/L	0.22
32101	Bromodichloromethane	Pump	N	SW8260	11/9/2003	0.10	U	µg/L	0.10
32104	Bromoform	Pump	N	SW8260	11/9/2003	0.11	U	µg/L	0.11
34413	Bromomethane	Pump	N	SW8260	11/9/2003	0.12	U	µg/L	0.12
81595	2-Butanone	Pump	N	SW8260	11/9/2003	0.29	U	µg/L	0.29
77041	Carbon disulfide	Pump	N	SW8260	11/9/2003	0.25	U	µg/L	0.25
32102	Carbon tetrachloride	Pump	N	SW8260	11/9/2003	0.25	U	µg/L	0.25
34301	Chlorobenzene	Pump	N	SW8260	11/9/2003	0.10	U	µg/L	0.10
34311	Chloroethane	Pump	N	SW8260	11/9/2003	0.16	U	µg/L	0.16
32106	Chloroform	Pump	N	SW8260	11/9/2003	0.28	U	µg/L	0.28
34418	Chloromethane	Pump	N	SW8260	11/9/2003	0.31	U	µg/L	0.31
32105	Dibromochloromethane	Pump	N	SW8260	11/9/2003	0.16	U	µg/L	0.16
77596	Dibromomethane	Pump	N	SW8260	11/9/2003	0.13	U	µg/L	0.13
77268	trans-1,4-Dichloro-2-butene	Pump	N	SW8260	11/9/2003	0.14	U	µg/L	0.14
34536	1,2-Dichlorobenzene	Pump	N	SW8260	11/9/2003	0.18	U	µg/L	0.18
34571	1,4-Dichlorobenzene	Pump	N	SW8260	11/9/2003	0.10	U	µg/L	0.10
34496	1,1-Dichloroethane	Pump	N	SW8260	11/9/2003	0.30	U	µg/L	0.30
34531	1,2-Dichloroethane	Pump	N	SW8260	11/9/2003	0.10	U	µg/L	0.10
34501	1,1-Dichloroethene	Pump	N	SW8260	11/9/2003	0.10	U	µg/L	0.10
77093	cis-1,2-Dichloroethene	Pump	N	SW8260	11/9/2003	0.15	U	µg/L	0.15
34546	trans-1,2-Dichloroethene	Pump	N	SW8260	11/9/2003	0.17	U	µg/L	0.17
34541	1,2-Dichloropropane	Pump	N	SW8260	11/9/2003	0.12	U	µg/L	0.12
34704	cis-1,3-Dichloropropene	Pump	N	SW8260	11/9/2003	0.070	U	µg/L	0.070
34699	trans-1,3-Dichloropropene	Pump	N	SW8260	11/9/2003	0.11	U	µg/L	0.11

Data Qualifier Code Key:

*	Value exceeds Maximum Contaminant Level	I	Analyte detected below quantitation limits
S	Spike Recovery outside accepted recovery limits	U	Not Detected Above the MDL

Tomoka Semiannual GW
PARAMETER MONITORING REPORT
Ground Water (Rule 62-520.400,.420, .460)
Surface Water (Rule 62-302.500, .510, .503)
Leachate (Rule 62-701.510)
LAB Submission Number: F03100721
Sample Number: F03100721-033

Facility WACS:	64-00027540	**Sample Date/Time:**	10/29/2003 2:54:00 PM
Well/Sampling Point WACS:	15819	**Report Period:**	Tomoka October 03
Well/Sampling Point Name:	B-60	**Well Purged:**	YES
Classification of Groundwater:	G-II	**Well Type:**	Compliance
Ground Water Elevation: (NGVD):	24.23		

Storet Code	Parameter Monitored	Sampling Method	Filtered Y/N	Analysis Method	Analysis Date	Analysis Result	Q	Units	Detection Limits
34371	Ethylbenzene	Pump	N	SW8260	11/9/2003	0.12	U	µg/L	0.12
77103	2-Hexanone	Pump	N	SW8260	11/9/2003	0.26	U	µg/L	0.26
77424	Iodomethane	Pump	N	SW8260	11/9/2003	0.38	U	µg/L	0.38
81596	4-Methyl-2-pentanone	Pump	N	SW8260	11/9/2003	0.21	U	µg/L	0.21
34423	Methylene chloride	Pump	N	SW8260	11/9/2003	0.26	U	µg/L	0.26
77128	Styrene	Pump	N	SW8260	11/9/2003	0.17	U	µg/L	0.17
77562	1,1,1,2-Tetrachloroethane	Pump	N	SW8260	11/9/2003	0.15	U	µg/L	0.15
34516	1,1,2,2-Tetrachloroethane	Pump	N	SW8260	11/9/2003	0.11	U	µg/L	0.11
34475	Tetrachloroethene	Pump	N	SW8260	11/9/2003	0.11	U	µg/L	0.11
34010	Toluene	Pump	N	SW8260	11/9/2003	0.10	U	µg/L	0.10
34506	1,1,1-Trichloroethane	Pump	N	SW8260	11/9/2003	0.24	U	µg/L	0.24
34511	1,1,2-Trichloroethane	Pump	N	SW8260	11/9/2003	0.13	U	µg/L	0.13
39180	Trichloroethene	Pump	N	SW8260	11/9/2003	0.15	U	µg/L	0.15
34488	Trichlorofluoromethane	Pump	N	SW8260	11/9/2003	0.32	U	µg/L	0.32
77443	1,2,3-Trichloropropane	Pump	N	SW8260	11/9/2003	0.30	U	µg/L	0.30
77057	Vinyl acetate	Pump	N	SW8260	11/9/2003	0.15	U	µg/L	0.15
39175	Vinyl chloride	Pump	N	SW8260	11/9/2003	0.14	U	µg/L	0.14
34020	Xylenes, Total	Pump	N	SW8260	11/9/2003	0.29	U	µg/L	0.29

Data Qualifier Code Key:

*	Value exceeds Maximum Contaminant Level	I	Analyte detected below quantitation limits
S	Spike Recovery outside accepted recovery limits	U	Not Detected Above the MDL

Tomoka Semiannual GW
PARAMETER MONITORING REPORT
Ground Water (Rule 62-520.400,.420, .460)
Surface Water (Rule 62-302.500, .510, .503)
Leachate (Rule 62-701.510)
LAB Submission Number: F03100721
Sample Number: F03100721-034

Facility WACS:	64-00027540	**Sample Date/Time:**	10/30/2003 11:07:00 AM
Well/Sampling Point WACS:	15820	**Report Period:**	Tomoka October 03
Well/Sampling Point Name:	B-61	**Well Purged:**	YES
Classification of Groundwater:	G-II	**Well Type:**	Compliance
Ground Water Elevation: (NGVD):	24.82		

Storet Code	Parameter Monitored	Sampling Method	Filtered Y/N	Analysis Method	Analysis Date	Analysis Result	Q	Units	Detection Limits
	FIELD								
	Conductivity	Pump	N	FLD	10/30/2003	2171		umhos/c	
	Depth To Water	Pump	N	FLD	10/30/2003	15.00			
	Dissolved Oxygen	Pump	N	FLD	10/30/2003	2.57		mg/L	
	pH	Pump	N	FLD	10/30/2003	6.62		S.U.	
	Reference Elevation	Pump	N	FLD	10/30/2003	39.82			
	Temperature	Pump	N	FLD	10/30/2003	26.2		deg C	
	Turbidity	Pump	N	FLD	10/30/2003	12.6		NTU	
	INORGANICS								
70300	Solids, Total Dissolved	Pump	N	E160.1	10/31/2003	1200		mg/L	1.2
00940	Chloride	Pump	N	E300.0	10/31/2003	60		mg/L	1.0
00620	Nitrogen, Nitrate	Pump	N	E300.0	10/31/2003	0.33	I	mg/L	0.16
00945	Sulfate	Pump	N	E300.0	10/31/2003	87		mg/L	0.58
00610	Nitrogen, Ammonia (As N)	Pump	N	E350.1	11/5/2003	38		mg/L	0.080
	METALS								
01002	Arsenic	Pump	N	SW6010	11/5/2003	2.0	U	µg/L	2.0
01007	Barium	Pump	N	SW6010	11/5/2003	260		µg/L	0.074
01012	Beryllium	Pump	N	SW6010	11/5/2003	0.12	U	µg/L	0.12
01027	Cadmium	Pump	N	SW6010	11/5/2003	0.24	U	µg/L	0.24
01034	Chromium	Pump	N	SW6010	11/5/2003	1.2	I	µg/L	0.60
01037	Cobalt	Pump	N	SW6010	11/5/2003	5.1	I	µg/L	1.5
01042	Copper	Pump	N	SW6010	11/5/2003	0.58	U	µg/L	0.58
01045	Iron	Pump	N	SW6010	11/5/2003	9400		µg/L	13
01051	Lead	Pump	N	SW6010	11/5/2003	1.8	U	µg/L	1.8
01067	Nickel	Pump	N	SW6010	11/5/2003	5.9		µg/L	2.0
01147	Selenium	Pump	N	SW6010	11/5/2003	4.0	U	µg/L	4.0
01077	Silver	Pump	N	SW6010	11/5/2003	1.4	U	µg/L	1.4
00929	Sodium	Pump	N	SW6010	11/5/2003	170000		µg/L	230
01087	Vanadium	Pump	N	SW6010	11/5/2003	2.5	I	µg/L	0.40
01092	Zinc	Pump	N	SW6010	11/5/2003	2.3	U	µg/L	2.3
01097	Antimony	Pump	N	SW7041	11/10/2003	0.35	U	µg/L	0.35

Data Qualifier Code Key:
- * Value exceeds Maximum Contaminant Level
- S Spike Recovery outside accepted recovery limits
- I Analyte detected below quantitation limits
- U Not Detected Above the MDL

Tomoka Semiannual GW
PARAMETER MONITORING REPORT
Ground Water (Rule 62-520.400,.420, .460)
Surface Water (Rule 62-302.500, .510, .503)
Leachate (Rule 62-701.510)
LAB Submission Number: F03100721
Sample Number: F03100721-034

Facility WACS:	64-00027540	**Sample Date/Time:**	10/30/2003 11:07:00 AM
Well/Sampling Point WACS:	15820	**Report Period:**	Tomoka October 03
Well/Sampling Point Name:	B-61	**Well Purged:**	YES
Classification of Groundwater:	G-II	**Well Type:**	Compliance
Ground Water Elevation: (NGVD):	24.82		

Storet Code	Parameter Monitored	Sampling Method	Filtered Y/N	Analysis Method	Analysis Date	Analysis Result	Q	Units	Detection Limits
71900	Mercury	Pump	N	SW7470	11/6/2003	0.042	I	µg/L	0.036
01059	Thallium	Pump	N	SW7841	11/10/2003	0.25	U	µg/L	0.25
	ORGANICS								
49146	1,2-Dibromo-3-chloropropane	Pump	N	SW8011	11/6/2003	0.0041	U	µg/L	0.0041
77651	Ethylene Dibromide	Pump	N	SW8011	11/6/2003	0.0038	U	µg/L	0.0038
81552	Acetone	Pump	N	SW8260	11/9/2003	2.8	I	µg/L	0.91
34215	Acrylonitrile	Pump	N	SW8260	11/9/2003	0.93	U	µg/L	0.93
34030	Benzene	Pump	N	SW8260	11/9/2003	0.31	U	µg/L	0.31
73085	Bromochloromethane	Pump	N	SW8260	11/9/2003	0.22	U	µg/L	0.22
32101	Bromodichloromethane	Pump	N	SW8260	11/9/2003	0.10	U	µg/L	0.10
32104	Bromoform	Pump	N	SW8260	11/9/2003	0.11	U	µg/L	0.11
34413	Bromomethane	Pump	N	SW8260	11/9/2003	0.12	U	µg/L	0.12
81595	2-Butanone	Pump	N	SW8260	11/9/2003	0.29	U	µg/L	0.29
77041	Carbon disulfide	Pump	N	SW8260	11/9/2003	0.25	U	µg/L	0.25
32102	Carbon tetrachloride	Pump	N	SW8260	11/9/2003	0.25	U	µg/L	0.25
34301	Chlorobenzene	Pump	N	SW8260	11/9/2003	0.83	I	µg/L	0.10
34311	Chloroethane	Pump	N	SW8260	11/9/2003	0.16	U	µg/L	0.16
32106	Chloroform	Pump	N	SW8260	11/9/2003	0.28	U	µg/L	0.28
34418	Chloromethane	Pump	N	SW8260	11/9/2003	0.31	U	µg/L	0.31
32105	Dibromochloromethane	Pump	N	SW8260	11/9/2003	0.16	U	µg/L	0.16
77596	Dibromomethane	Pump	N	SW8260	11/9/2003	0.13	U	µg/L	0.13
77268	trans-1,4-Dichloro-2-butene	Pump	N	SW8260	11/9/2003	0.14	U	µg/L	0.14
34536	1,2-Dichlorobenzene	Pump	N	SW8260	11/9/2003	0.18	U	µg/L	0.18
34571	1,4-Dichlorobenzene	Pump	N	SW8260	11/9/2003	0.52	I	µg/L	0.10
34496	1,1-Dichloroethane	Pump	N	SW8260	11/9/2003	0.30	U	µg/L	0.30
34531	1,2-Dichloroethane	Pump	N	SW8260	11/9/2003	0.10	U	µg/L	0.10
34501	1,1-Dichloroethene	Pump	N	SW8260	11/9/2003	0.10	U	µg/L	0.10
77093	cis-1,2-Dichloroethene	Pump	N	SW8260	11/9/2003	0.15	U	µg/L	0.15
34546	trans-1,2-Dichloroethene	Pump	N	SW8260	11/9/2003	0.17	U	µg/L	0.17
34541	1,2-Dichloropropane	Pump	N	SW8260	11/9/2003	0.12	U	µg/L	0.12
34704	cis-1,3-Dichloropropene	Pump	N	SW8260	11/9/2003	0.070	U	µg/L	0.070
34699	trans-1,3-Dichloropropene	Pump	N	SW8260	11/9/2003	0.11	U	µg/L	0.11

Data Qualifier Code Key:

*	Value exceeds Maximum Contaminant Level	I	Analyte detected below quantitation limits
S	Spike Recovery outside accepted recovery limits	U	Not Detected Above the MDL

Tomoka Semiannual GW
PARAMETER MONITORING REPORT
Ground Water (Rule 62-520.400,.420, .460)
Surface Water (Rule 62-302.500, .510, .503)
Leachate (Rule 62-701.510)
LAB Submission Number: F03100721
Sample Number: F03100721-034

Facility WACS:	64-00027540	**Sample Date/Time:**	10/30/2003 11:07:00 AM
Well/Sampling Point WACS:	15820	**Report Period:**	Tomoka October 03
Well/Sampling Point Name:	B-61	**Well Purged:**	YES
Classification of Groundwater:	G-II	**Well Type:**	Compliance
Ground Water Elevation: (NGVD):	24.82		

Storet Code	Parameter Monitored	Sampling Method	Filtered Y/N	Analysis Method	Analysis Date	Analysis Result	Q	Units	Detection Limits
34371	Ethylbenzene	Pump	N	SW8260	11/9/2003	0.12	U	µg/L	0.12
77103	2-Hexanone	Pump	N	SW8260	11/9/2003	0.26	U	µg/L	0.26
77424	Iodomethane	Pump	N	SW8260	11/9/2003	0.38	U	µg/L	0.38
81596	4-Methyl-2-pentanone	Pump	N	SW8260	11/9/2003	0.21	U	µg/L	0.21
34423	Methylene chloride	Pump	N	SW8260	11/9/2003	0.26	U	µg/L	0.26
77128	Styrene	Pump	N	SW8260	11/9/2003	0.17	U	µg/L	0.17
77562	1,1,1,2-Tetrachloroethane	Pump	N	SW8260	11/9/2003	0.15	U	µg/L	0.15
34516	1,1,2,2-Tetrachloroethane	Pump	N	SW8260	11/9/2003	0.11	U	µg/L	0.11
34475	Tetrachloroethene	Pump	N	SW8260	11/9/2003	0.11	U	µg/L	0.11
34010	Toluene	Pump	N	SW8260	11/9/2003	0.10	U	µg/L	0.10
34506	1,1,1-Trichloroethane	Pump	N	SW8260	11/9/2003	0.24	U	µg/L	0.24
34511	1,1,2-Trichloroethane	Pump	N	SW8260	11/9/2003	0.13	U	µg/L	0.13
39180	Trichloroethene	Pump	N	SW8260	11/9/2003	0.15	U	µg/L	0.15
34488	Trichlorofluoromethane	Pump	N	SW8260	11/9/2003	0.32	U	µg/L	0.32
77443	1,2,3-Trichloropropane	Pump	N	SW8260	11/9/2003	0.30	U	µg/L	0.30
77057	Vinyl acetate	Pump	N	SW8260	11/9/2003	0.15	U	µg/L	0.15
39175	Vinyl chloride	Pump	N	SW8260	11/9/2003	0.14	U	µg/L	0.14
34020	Xylenes, Total	Pump	N	SW8260	11/9/2003	0.29	U	µg/L	0.29

Data Qualifier Code Key:	*	Value exceeds Maximum Contaminant Level	I	Analyte detected below quantitation limits
	S	Spike Recovery outside accepted recovery limits	U	Not Detected Above the MDL

Tomoka Semiannual GW
PARAMETER MONITORING REPORT
Ground Water (Rule 62-520.400,.420, .460)
Surface Water (Rule 62-302.500, .510, .503)
Leachate (Rule 62-701.510)
LAB Submission Number: F03100721
Sample Number: F03100721-035

Facility WACS:	64-00027540	**Sample Date/Time:**	10/30/2003 12:17:00 PM
Well/Sampling Point WACS:	15821	**Report Period:**	Tomoka October 03
Well/Sampling Point Name:	B-62-1	**Well Purged:**	YES
Classification of Groundwater:	G-II	**Well Type:**	Compliance
Ground Water Elevation: (NGVD):	25.11		

Storet Code	Parameter Monitored	Sampling Method	Filtered Y/N	Analysis Method	Analysis Date	Analysis Result	Q	Units	Detection Limits
	FIELD								
	Conductivity	Pump	N	FLD	10/30/2003	4921		umhos/c	
	Depth To Water	Pump	N	FLD	10/30/2003	14.62			
	Dissolved Oxygen	Pump	N	FLD	10/30/2003	0.48		mg/L	
	pH	Pump	N	FLD	10/30/2003	6.44		S.U.	
	Reference Elevation	Pump	N	FLD	10/30/2003	39.73			
	Temperature	Pump	N	FLD	10/30/2003	24.2		deg C	
	Turbidity	Pump	N	FLD	10/30/2003	19.2		NTU	
	INORGANICS								
70300	Solids, Total Dissolved	Pump	N	E160.1	10/31/2003	2500		mg/L	1.2
00940	Chloride	Pump	N	E300.0	10/31/2003	570		mg/L	1.0
00620	Nitrogen, Nitrate	Pump	N	E300.0	10/31/2003	0.16	U	mg/L	0.16
00945	Sulfate	Pump	N	E300.0	10/31/2003	4.4	I	mg/L	0.58
00610	Nitrogen, Ammonia (As N)	Pump	N	E350.1	11/5/2003	140		mg/L	0.080
	METALS								
01002	Arsenic	Pump	N	SW6010	11/3/2003	5.3	I	µg/L	2.0
01007	Barium	Pump	N	SW6010	11/3/2003	1000		µg/L	0.074
01012	Beryllium	Pump	N	SW6010	11/3/2003	0.14	I	µg/L	0.12
01027	Cadmium	Pump	N	SW6010	11/3/2003	0.24	U	µg/L	0.24
01034	Chromium	Pump	N	SW6010	11/3/2003	3.8	I	µg/L	0.60
01037	Cobalt	Pump	N	SW6010	11/3/2003	23		µg/L	1.5
01042	Copper	Pump	N	SW6010	11/3/2003	0.58	U	µg/L	0.58
01045	Iron	Pump	N	SW6010	11/3/2003	65000		µg/L	13
01051	Lead	Pump	N	SW6010	11/3/2003	1.8	U	µg/L	1.8
01067	Nickel	Pump	N	SW6010	11/3/2003	20		µg/L	2.0
01147	Selenium	Pump	N	SW6010	11/3/2003	4.0	U	µg/L	4.0
01077	Silver	Pump	N	SW6010	11/3/2003	1.4	U	µg/L	1.4
00929	Sodium	Pump	N	SW6010	11/3/2003	470000		µg/L	230
01087	Vanadium	Pump	N	SW6010	11/3/2003	1.3	I	µg/L	0.40
01092	Zinc	Pump	N	SW6010	11/3/2003	2.3	U	µg/L	2.3
01097	Antimony	Pump	N	SW7041	11/10/2003	0.35	U	µg/L	0.35

Data Qualifier Code Key:

*	Value exceeds Maximum Contaminant Level	I	Analyte detected below quantitation limits
S	Spike Recovery outside accepted recovery limits	U	Not Detected Above the MDL

Tomoka Semiannual GW
PARAMETER MONITORING REPORT
Ground Water (Rule 62-520.400,.420, .460)
Surface Water (Rule 62-302.500, .510, .503)
Leachate (Rule 62-701.510)
LAB Submission Number: F03100721
Sample Number: F03100721-035

Facility WACS:	64-00027540	**Sample Date/Time:**	10/30/2003 12:17:00 PM
Well/Sampling Point WACS:	15821	**Report Period:**	Tomoka October 03
Well/Sampling Point Name:	B-62-1	**Well Purged:**	YES
Classification of Groundwater:	G-II	**Well Type:**	Compliance
Ground Water Elevation: (NGVD):	25.11		

Storet Code	Parameter Monitored	Sampling Method	Filtered Y/N	Analysis Method	Analysis Date	Analysis Result	Q	Units	Detection Limits
71900	Mercury	Pump	N	SW7470	11/6/2003	0.056	I	µg/L	0.036
01059	Thallium	Pump	N	SW7841	11/10/2003	0.25	U	µg/L	0.25
	ORGANICS								
49146	1,2-Dibromo-3-chloropropane	Pump	N	SW8011	11/6/2003	0.0041	U	µg/L	0.0041
77651	Ethylene Dibromide	Pump	N	SW8011	11/6/2003	0.0038	U	µg/L	0.0038
81552	Acetone	Pump	N	SW8260	11/9/2003	0.91	U	µg/L	0.91
34215	Acrylonitrile	Pump	N	SW8260	11/9/2003	0.93	U	µg/L	0.93
34030	Benzene	Pump	N	SW8260	11/9/2003	1.3		µg/L	0.31
73085	Bromochloromethane	Pump	N	SW8260	11/9/2003	0.22	U	µg/L	0.22
32101	Bromodichloromethane	Pump	N	SW8260	11/9/2003	0.10	U	µg/L	0.10
32104	Bromoform	Pump	N	SW8260	11/9/2003	0.11	U	µg/L	0.11
34413	Bromomethane	Pump	N	SW8260	11/9/2003	0.12	U	µg/L	0.12
81595	2-Butanone	Pump	N	SW8260	11/9/2003	0.29	U	µg/L	0.29
77041	Carbon disulfide	Pump	N	SW8260	11/9/2003	0.25	U	µg/L	0.25
32102	Carbon tetrachloride	Pump	N	SW8260	11/9/2003	0.25	U	µg/L	0.25
34301	Chlorobenzene	Pump	N	SW8260	11/9/2003	1.6		µg/L	0.10
34311	Chloroethane	Pump	N	SW8260	11/9/2003	0.16	U	µg/L	0.16
32106	Chloroform	Pump	N	SW8260	11/9/2003	0.28	U	µg/L	0.28
34418	Chloromethane	Pump	N	SW8260	11/9/2003	0.31	U	µg/L	0.31
32105	Dibromochloromethane	Pump	N	SW8260	11/9/2003	0.16	U	µg/L	0.16
77596	Dibromomethane	Pump	N	SW8260	11/9/2003	0.13	U	µg/L	0.13
77268	trans-1,4-Dichloro-2-butene	Pump	N	SW8260	11/9/2003	0.14	U	µg/L	0.14
34536	1,2-Dichlorobenzene	Pump	N	SW8260	11/9/2003	0.18	U	µg/L	0.18
34571	1,4-Dichlorobenzene	Pump	N	SW8260	11/9/2003	0.38	I	µg/L	0.10
34496	1,1-Dichloroethane	Pump	N	SW8260	11/9/2003	0.30	U	µg/L	0.30
34531	1,2-Dichloroethane	Pump	N	SW8260	11/9/2003	0.10	U	µg/L	0.10
34501	1,1-Dichloroethene	Pump	N	SW8260	11/9/2003	0.10	U	µg/L	0.10
77093	cis-1,2-Dichloroethene	Pump	N	SW8260	11/9/2003	0.15	U	µg/L	0.15
34546	trans-1,2-Dichloroethene	Pump	N	SW8260	11/9/2003	0.17	U	µg/L	0.17
34541	1,2-Dichloropropane	Pump	N	SW8260	11/9/2003	0.12	U	µg/L	0.12
34704	cis-1,3-Dichloropropene	Pump	N	SW8260	11/9/2003	0.070	U	µg/L	0.070
34699	trans-1,3-Dichloropropene	Pump	N	SW8260	11/9/2003	0.11	U	µg/L	0.11

Data Qualifier Code Key:

*	Value exceeds Maximum Contaminant Level	I	Analyte detected below quantitation limits
S	Spike Recovery outside accepted recovery limits	U	Not Detected Above the MDL

Tomoka Semiannual GW
PARAMETER MONITORING REPORT
Ground Water (Rule 62-520.400,.420, .460)
Surface Water (Rule 62-302.500, .510, .503)
Leachate (Rule 62-701.510)
LAB Submission Number: F03100721
Sample Number: F03100721-035

Facility WACS:	64-00027540	**Sample Date/Time:**	10/30/2003 12:17:00 PM
Well/Sampling Point WACS:	15821	**Report Period:**	Tomoka October 03
Well/Sampling Point Name:	B-62-1	**Well Purged:**	YES
Classification of Groundwater:	G-II	**Well Type:**	Compliance
Ground Water Elevation: (NGVD):	25.11		

Storet Code	Parameter Monitored	Sampling Method	Filtered Y/N	Analysis Method	Analysis Date	Analysis Result	Q	Units	Detection Limits
34371	Ethylbenzene	Pump	N	SW8260	11/9/2003	0.12	U	µg/L	0.12
77103	2-Hexanone	Pump	N	SW8260	11/9/2003	0.26	U	µg/L	0.26
77424	Iodomethane	Pump	N	SW8260	11/9/2003	0.38	U	µg/L	0.38
81596	4-Methyl-2-pentanone	Pump	N	SW8260	11/9/2003	0.21	U	µg/L	0.21
34423	Methylene chloride	Pump	N	SW8260	11/9/2003	0.26	U	µg/L	0.26
77128	Styrene	Pump	N	SW8260	11/9/2003	0.17	U	µg/L	0.17
77562	1,1,1,2-Tetrachloroethane	Pump	N	SW8260	11/9/2003	0.15	U	µg/L	0.15
34516	1,1,2,2-Tetrachloroethane	Pump	N	SW8260	11/9/2003	0.11	U	µg/L	0.11
34475	Tetrachloroethene	Pump	N	SW8260	11/9/2003	0.11	U	µg/L	0.11
34010	Toluene	Pump	N	SW8260	11/9/2003	0.10	U	µg/L	0.10
34506	1,1,1-Trichloroethane	Pump	N	SW8260	11/9/2003	0.24	U	µg/L	0.24
34511	1,1,2-Trichloroethane	Pump	N	SW8260	11/9/2003	0.13	U	µg/L	0.13
39180	Trichloroethene	Pump	N	SW8260	11/9/2003	0.15	U	µg/L	0.15
34488	Trichlorofluoromethane	Pump	N	SW8260	11/9/2003	0.32	U	µg/L	0.32
77443	1,2,3-Trichloropropane	Pump	N	SW8260	11/9/2003	0.30	U	µg/L	0.30
77057	Vinyl acetate	Pump	N	SW8260	11/9/2003	0.15	U	µg/L	0.15
39175	Vinyl chloride	Pump	N	SW8260	11/9/2003	0.14	U	µg/L	0.14
34020	Xylenes, Total	Pump	N	SW8260	11/9/2003	0.29	U	µg/L	0.29

Data Qualifier Code Key:

*	Value exceeds Maximum Contaminant Level	I	Analyte detected below quantitation limits
S	Spike Recovery outside accepted recovery limits	U	Not Detected Above the MDL

Tomoka Semiannual GW
PARAMETER MONITORING REPORT
Ground Water (Rule 62-520.400,.420, .460)
Surface Water (Rule 62-302.500, .510, .503)
Leachate (Rule 62-701.510)
LAB Submission Number: F03100721
Sample Number: F03100721-036

Facility WACS:	64-00027540	**Sample Date/Time:**	10/30/2003 12:52:00 PM
Well/Sampling Point WACS:	15822	**Report Period:**	Tomoka October 03
Well/Sampling Point Name:	B-62-2	**Well Purged:**	YES
Classification of Groundwater:	G-II	**Well Type:**	Compliance
Ground Water Elevation: (NGVD):	25.46		

Storet Code	Parameter Monitored	Sampling Method	Filtered Y/N	Analysis Method	Analysis Date	Analysis Result	Q	Units	Detection Limits
	FIELD								
	Conductivity	Pump	N	FLD	10/30/2003	3349		umhos/c	
	Depth To Water	Pump	N	FLD	10/30/2003	14.25			
	Dissolved Oxygen	Pump	N	FLD	10/30/2003	0.38		mg/L	
	pH	Pump	N	FLD	10/30/2003	6.57		S.U.	
	Reference Elevation	Pump	N	FLD	10/30/2003	39.71			
	Temperature	Pump	N	FLD	10/30/2003	25.8		deg C	
	Turbidity	Pump	N	FLD	10/30/2003	4.37		NTU	
	INORGANICS								
70300	Solids, Total Dissolved	Pump	N	E160.1	10/31/2003	1600		mg/L	1.2
00940	Chloride	Pump	N	E300.0	10/31/2003	140		mg/L	2.0
00620	Nitrogen, Nitrate	Pump	N	E300.0	10/31/2003	0.32	U	mg/L	0.32
00945	Sulfate	Pump	N	E300.0	10/31/2003	1.2	U	mg/L	1.2
00610	Nitrogen, Ammonia (As N)	Pump	N	E350.1	11/5/2003	100		mg/L	0.080
	METALS								
01002	Arsenic	Pump	N	SW6010	11/3/2003	2.6	I	µg/L	2.0
01007	Barium	Pump	N	SW6010	11/3/2003	240		µg/L	0.074
01012	Beryllium	Pump	N	SW6010	11/3/2003	0.13	I	µg/L	0.12
01027	Cadmium	Pump	N	SW6010	11/3/2003	0.24	U	µg/L	0.24
01034	Chromium	Pump	N	SW6010	11/3/2003	4.9	I	µg/L	0.60
01037	Cobalt	Pump	N	SW6010	11/3/2003	12		µg/L	1.5
01042	Copper	Pump	N	SW6010	11/3/2003	0.58	U	µg/L	0.58
01045	Iron	Pump	N	SW6010	11/3/2003	13000		µg/L	13
01051	Lead	Pump	N	SW6010	11/3/2003	1.8	U	µg/L	1.8
01067	Nickel	Pump	N	SW6010	11/3/2003	9.3		µg/L	2.0
01147	Selenium	Pump	N	SW6010	11/3/2003	4.0	U	µg/L	4.0
01077	Silver	Pump	N	SW6010	11/3/2003	1.4	U	µg/L	1.4
00929	Sodium	Pump	N	SW6010	11/3/2003	260000		µg/L	230
01087	Vanadium	Pump	N	SW6010	11/3/2003	13		µg/L	0.40
01092	Zinc	Pump	N	SW6010	11/3/2003	4.8	I	µg/L	2.3
01097	Antimony	Pump	N	SW7041	11/10/2003	0.35	U	µg/L	0.35

Data Qualifier Code Key:

*	Value exceeds Maximum Contaminant Level	I	Analyte detected below quantitation limits
S	Spike Recovery outside accepted recovery limits	U	Not Detected Above the MDL

Tomoka Semiannual GW
PARAMETER MONITORING REPORT
Ground Water (Rule 62-520.400,.420, .460)
Surface Water (Rule 62-302.500, .510, .503)
Leachate (Rule 62-701.510)
LAB Submission Number: F03100721
Sample Number: F03100721-036

Facility WACS:	64-00027540	**Sample Date/Time:**	10/30/2003 12:52:00 PM
Well/Sampling Point WACS:	15822	**Report Period:**	Tomoka October 03
Well/Sampling Point Name:	B-62-2	**Well Purged:**	YES
Classification of Groundwater:	G-II	**Well Type:**	Compliance
Ground Water Elevation: (NGVD):	25.46		

Storet Code	Parameter Monitored	Sampling Method	Filtered Y/N	Analysis Method	Analysis Date	Analysis Result	Q	Units	Detection Limits
71900	Mercury	Pump	N	SW7470	11/6/2003	0.040	I	µg/L	0.036
01059	Thallium	Pump	N	SW7841	11/10/2003	0.25	U	µg/L	0.25
	ORGANICS								
49146	1,2-Dibromo-3-chloropropane	Pump	N	SW8011	11/6/2003	0.0041	U	µg/L	0.0041
77651	Ethylene Dibromide	Pump	N	SW8011	11/6/2003	0.0038	U	µg/L	0.0038
81552	Acetone	Pump	N	SW8260	11/9/2003	0.91	U	µg/L	0.91
34215	Acrylonitrile	Pump	N	SW8260	11/9/2003	0.93	U	µg/L	0.93
34030	Benzene	Pump	N	SW8260	11/9/2003	0.82	I	µg/L	0.31
73085	Bromochloromethane	Pump	N	SW8260	11/9/2003	0.22	U	µg/L	0.22
32101	Bromodichloromethane	Pump	N	SW8260	11/9/2003	0.10	U	µg/L	0.10
32104	Bromoform	Pump	N	SW8260	11/9/2003	0.11	U	µg/L	0.11
34413	Bromomethane	Pump	N	SW8260	11/9/2003	0.12	U	µg/L	0.12
81595	2-Butanone	Pump	N	SW8260	11/9/2003	19		µg/L	0.29
77041	Carbon disulfide	Pump	N	SW8260	11/9/2003	0.25	U	µg/L	0.25
32102	Carbon tetrachloride	Pump	N	SW8260	11/9/2003	0.25	U	µg/L	0.25
34301	Chlorobenzene	Pump	N	SW8260	11/9/2003	3.8		µg/L	0.10
34311	Chloroethane	Pump	N	SW8260	11/9/2003	0.16	U	µg/L	0.16
32106	Chloroform	Pump	N	SW8260	11/9/2003	0.28	U	µg/L	0.28
34418	Chloromethane	Pump	N	SW8260	11/9/2003	0.31	U	µg/L	0.31
32105	Dibromochloromethane	Pump	N	SW8260	11/9/2003	0.16	U	µg/L	0.16
77596	Dibromomethane	Pump	N	SW8260	11/9/2003	0.13	U	µg/L	0.13
77268	trans-1,4-Dichloro-2-butene	Pump	N	SW8260	11/9/2003	0.14	U	µg/L	0.14
34536	1,2-Dichlorobenzene	Pump	N	SW8260	11/9/2003	0.18	U	µg/L	0.18
34571	1,4-Dichlorobenzene	Pump	N	SW8260	11/9/2003	0.47	I	µg/L	0.10
34496	1,1-Dichloroethane	Pump	N	SW8260	11/9/2003	0.30	U	µg/L	0.30
34531	1,2-Dichloroethane	Pump	N	SW8260	11/9/2003	0.10	U	µg/L	0.10
34501	1,1-Dichloroethene	Pump	N	SW8260	11/9/2003	0.10	U	µg/L	0.10
77093	cis-1,2-Dichloroethene	Pump	N	SW8260	11/9/2003	0.15	U	µg/L	0.15
34546	trans-1,2-Dichloroethene	Pump	N	SW8260	11/9/2003	0.17	U	µg/L	0.17
34541	1,2-Dichloropropane	Pump	N	SW8260	11/9/2003	0.12	U	µg/L	0.12
34704	cis-1,3-Dichloropropene	Pump	N	SW8260	11/9/2003	0.070	U	µg/L	0.070
34699	trans-1,3-Dichloropropene	Pump	N	SW8260	11/9/2003	0.11	U	µg/L	0.11

Data Qualifier Code Key:

*	Value exceeds Maximum Contaminant Level	I	Analyte detected below quantitation limits
S	Spike Recovery outside accepted recovery limits	U	Not Detected Above the MDL

Tomoka Semiannual GW
PARAMETER MONITORING REPORT
Ground Water (Rule 62-520.400,.420, .460)
Surface Water (Rule 62-302.500, .510, .503)
Leachate (Rule 62-701.510)
LAB Submission Number: F03100721
Sample Number: F03100721-036

Facility WACS:	64-00027540	**Sample Date/Time:**	10/30/2003 12:52:00 PM
Well/Sampling Point WACS:	15822	**Report Period:**	Tomoka October 03
Well/Sampling Point Name:	B-62-2	**Well Purged:**	YES
Classification of Groundwater:	G-II	**Well Type:**	Compliance
Ground Water Elevation: (NGVD):	25.46		

Storet Code	Parameter Monitored	Sampling Method	Filtered Y/N	Analysis Method	Analysis Date	Analysis Result	Q	Units	Detection Limits
34371	Ethylbenzene	Pump	N	SW8260	11/9/2003	0.12	U	µg/L	0.12
77103	2-Hexanone	Pump	N	SW8260	11/9/2003	0.26	U	µg/L	0.26
77424	Iodomethane	Pump	N	SW8260	11/9/2003	0.38	U	µg/L	0.38
81596	4-Methyl-2-pentanone	Pump	N	SW8260	11/9/2003	0.21	U	µg/L	0.21
34423	Methylene chloride	Pump	N	SW8260	11/9/2003	0.26	U	µg/L	0.26
77128	Styrene	Pump	N	SW8260	11/9/2003	0.17	U	µg/L	0.17
77562	1,1,1,2-Tetrachloroethane	Pump	N	SW8260	11/9/2003	0.15	U	µg/L	0.15
34516	1,1,2,2-Tetrachloroethane	Pump	N	SW8260	11/9/2003	0.11	U	µg/L	0.11
34475	Tetrachloroethene	Pump	N	SW8260	11/9/2003	0.11	U	µg/L	0.11
34010	Toluene	Pump	N	SW8260	11/9/2003	0.10	U	µg/L	0.10
34506	1,1,1-Trichloroethane	Pump	N	SW8260	11/9/2003	0.24	U	µg/L	0.24
34511	1,1,2-Trichloroethane	Pump	N	SW8260	11/9/2003	0.13	U	µg/L	0.13
39180	Trichloroethene	Pump	N	SW8260	11/9/2003	0.15	U	µg/L	0.15
34488	Trichlorofluoromethane	Pump	N	SW8260	11/9/2003	0.32	U	µg/L	0.32
77443	1,2,3-Trichloropropane	Pump	N	SW8260	11/9/2003	0.30	U	µg/L	0.30
77057	Vinyl acetate	Pump	N	SW8260	11/9/2003	0.15	U	µg/L	0.15
39175	Vinyl chloride	Pump	N	SW8260	11/9/2003	0.14	U	µg/L	0.14
34020	Xylenes, Total	Pump	N	SW8260	11/9/2003	0.51	I	µg/L	0.29

Data Qualifier Code Key:

*	Value exceeds Maximum Contaminant Level	I	Analyte detected below quantitation limits
S	Spike Recovery outside accepted recovery limits	U	Not Detected Above the MDL

Tomoka Semiannual GW
PARAMETER MONITORING REPORT
Ground Water (Rule 62-520.400,.420, .460)
Surface Water (Rule 62-302.500, .510, .503)
Leachate (Rule 62-701.510)
LAB Submission Number: F03100721
Sample Number: F03100721-037

Facility WACS:	64-00027540	**Sample Date/Time:**	10/29/2003 3:55:00 PM
Well/Sampling Point WACS:	15823	**Report Period:**	Tomoka October 03
Well/Sampling Point Name:	B-63-1	**Well Purged:**	YES
Classification of Groundwater:	G-II	**Well Type:**	Compliance
Ground Water Elevation: (NGVD):	28.74		

Storet Code	Parameter Monitored	Sampling Method	Filtered Y/N	Analysis Method	Analysis Date	Analysis Result	Q	Units	Detection Limits
	FIELD								
	Conductivity	Pump	N	FLD	10/29/2003	712		umhos/c	
	Depth To Water	Pump	N	FLD	10/29/2003	1.32			
	Dissolved Oxygen	Pump	N	FLD	10/29/2003	1.33		mg/L	
	pH	Pump	N	FLD	10/29/2003	6.35		S.U.	
	Reference Elevation	Pump	N	FLD	10/29/2003	30.06			
	Temperature	Pump	N	FLD	10/29/2003	23.1		deg C	
	Turbidity	Pump	N	FLD	10/29/2003	2.7		NTU	
	INORGANICS								
70300	Solids, Total Dissolved	Pump	N	E160.1	10/30/2003	430		mg/L	1.2
00940	Chloride	Pump	N	E300.0	10/31/2003	87		mg/L	0.10
00620	Nitrogen, Nitrate	Pump	N	E300.0	10/31/2003	0.016	U	mg/L	0.016
00945	Sulfate	Pump	N	E300.0	10/31/2003	0.058	U	mg/L	0.058
00610	Nitrogen, Ammonia (As N)	Pump	N	E350.1	11/5/2003	0.40		mg/L	0.0040
	METALS								
01002	Arsenic	Pump	N	SW6010	10/31/2003	2.0	U	µg/L	2.0
01007	Barium	Pump	N	SW6010	10/31/2003	61		µg/L	0.074
01012	Beryllium	Pump	N	SW6010	10/31/2003	0.12	U	µg/L	0.12
01027	Cadmium	Pump	N	SW6010	10/31/2003	0.29	I	µg/L	0.24
01034	Chromium	Pump	N	SW6010	10/31/2003	0.70	I	µg/L	0.60
01037	Cobalt	Pump	N	SW6010	10/31/2003	1.6	I	µg/L	1.5
01042	Copper	Pump	N	SW6010	10/31/2003	0.89	I	µg/L	0.58
01045	Iron	Pump	N	SW6010	10/31/2003	3500		µg/L	13
01051	Lead	Pump	N	SW6010	10/31/2003	1.8	U	µg/L	1.8
01067	Nickel	Pump	N	SW6010	10/31/2003	2.0	U	µg/L	2.0
01147	Selenium	Pump	N	SW6010	10/31/2003	4.0	U	µg/L	4.0
01077	Silver	Pump	N	SW6010	10/31/2003	1.4	U	µg/L	1.4
00929	Sodium	Pump	N	SW6010	10/31/2003	53000		µg/L	230
01087	Vanadium	Pump	N	SW6010	10/31/2003	0.69	I	µg/L	0.40
01092	Zinc	Pump	N	SW6010	10/31/2003	5.0	I	µg/L	2.3
01097	Antimony	Pump	N	SW7041	11/10/2003	0.35	U	µg/L	0.35

Data Qualifier Code Key:
- * Value exceeds Maximum Contaminant Level
- S Spike Recovery outside accepted recovery limits
- I Analyte detected below quantitation limits
- U Not Detected Above the MDL

Tomoka Semiannual GW
PARAMETER MONITORING REPORT
Ground Water (Rule 62-520.400,.420, .460)
Surface Water (Rule 62-302.500, .510, .503)
Leachate (Rule 62-701.510)
LAB Submission Number: F03100721
Sample Number: F03100721-037

Facility WACS:	64-00027540	**Sample Date/Time:**	10/29/2003 3:55:00 PM
Well/Sampling Point WACS:	15823	**Report Period:**	Tomoka October 03
Well/Sampling Point Name:	B-63-1	**Well Purged:**	YES
Classification of Groundwater:	G-II	**Well Type:**	Compliance
Ground Water Elevation: (NGVD):	28.74		

Storet Code	Parameter Monitored	Sampling Method	Filtered Y/N	Analysis Method	Analysis Date	Analysis Result	Q	Units	Detection Limits
71900	Mercury	Pump	N	SW7470	11/6/2003	0.041	I	µg/L	0.036
01059	Thallium	Pump	N	SW7841	11/10/2003	0.25	U	µg/L	0.25
	ORGANICS								
49146	1,2-Dibromo-3-chloropropane	Pump	N	SW8011	11/6/2003	0.0041	U	µg/L	0.0041
77651	Ethylene Dibromide	Pump	N	SW8011	11/6/2003	0.0038	U	µg/L	0.0038
81552	Acetone	Pump	N	SW8260	11/10/2003	0.91	U	µg/L	0.91
34215	Acrylonitrile	Pump	N	SW8260	11/10/2003	0.93	U	µg/L	0.93
34030	Benzene	Pump	N	SW8260	11/10/2003	0.31	U	µg/L	0.31
73085	Bromochloromethane	Pump	N	SW8260	11/10/2003	0.22	U	µg/L	0.22
32101	Bromodichloromethane	Pump	N	SW8260	11/10/2003	0.10	U	µg/L	0.10
32104	Bromoform	Pump	N	SW8260	11/10/2003	0.11	U	µg/L	0.11
34413	Bromomethane	Pump	N	SW8260	11/10/2003	0.12	U	µg/L	0.12
81595	2-Butanone	Pump	N	SW8260	11/10/2003	0.29	U	µg/L	0.29
77041	Carbon disulfide	Pump	N	SW8260	11/10/2003	0.25	U	µg/L	0.25
32102	Carbon tetrachloride	Pump	N	SW8260	11/10/2003	0.25	U	µg/L	0.25
34301	Chlorobenzene	Pump	N	SW8260	11/10/2003	0.10	U	µg/L	0.10
34311	Chloroethane	Pump	N	SW8260	11/10/2003	0.16	U	µg/L	0.16
32106	Chloroform	Pump	N	SW8260	11/10/2003	0.28	U	µg/L	0.28
34418	Chloromethane	Pump	N	SW8260	11/10/2003	0.31	U	µg/L	0.31
32105	Dibromochloromethane	Pump	N	SW8260	11/10/2003	0.16	U	µg/L	0.16
77596	Dibromomethane	Pump	N	SW8260	11/10/2003	0.13	U	µg/L	0.13
77268	trans-1,4-Dichloro-2-butene	Pump	N	SW8260	11/10/2003	0.14	U	µg/L	0.14
34536	1,2-Dichlorobenzene	Pump	N	SW8260	11/10/2003	0.18	U	µg/L	0.18
34571	1,4-Dichlorobenzene	Pump	N	SW8260	11/10/2003	0.10	U	µg/L	0.10
34496	1,1-Dichloroethane	Pump	N	SW8260	11/10/2003	0.30	U	µg/L	0.30
34531	1,2-Dichloroethane	Pump	N	SW8260	11/10/2003	0.10	U	µg/L	0.10
34501	1,1-Dichloroethene	Pump	N	SW8260	11/10/2003	0.10	U	µg/L	0.10
77093	cis-1,2-Dichloroethene	Pump	N	SW8260	11/10/2003	0.15	U	µg/L	0.15
34546	trans-1,2-Dichloroethene	Pump	N	SW8260	11/10/2003	0.17	U	µg/L	0.17
34541	1,2-Dichloropropane	Pump	N	SW8260	11/10/2003	0.12	U	µg/L	0.12
34704	cis-1,3-Dichloropropene	Pump	N	SW8260	11/10/2003	0.070	U	µg/L	0.070
34699	trans-1,3-Dichloropropene	Pump	N	SW8260	11/10/2003	0.11	U	µg/L	0.11

Data Qualifier Code Key:

*	Value exceeds Maximum Contaminant Level	I	Analyte detected below quantitation limits
S	Spike Recovery outside accepted recovery limits	U	Not Detected Above the MDL

Tomoka Semiannual GW

PARAMETER MONITORING REPORT

Ground Water (Rule 62-520.400,.420, .460)

Surface Water (Rule 62-302.500, .510, .503)

Leachate (Rule 62-701.510)

LAB Submission Number: F03100721

Sample Number: F03100721-037

Facility WACS:	64-00027540	**Sample Date/Time:**	10/29/2003 3:55:00 PM
Well/Sampling Point WACS:	15823	**Report Period:**	Tomoka October 03
Well/Sampling Point Name:	B-63-1	**Well Purged:**	YES
Classification of Groundwater:	G-II	**Well Type:**	Compliance
Ground Water Elevation: (NGVD):	28.74		

Storet Code	Parameter Monitored	Sampling Method	Filtered Y/N	Analysis Method	Analysis Date	Analysis Result	Q	Units	Detection Limits
34371	Ethylbenzene	Pump	N	SW8260	11/10/2003	0.12	U	µg/L	0.12
77103	2-Hexanone	Pump	N	SW8260	11/10/2003	0.26	U	µg/L	0.26
77424	Iodomethane	Pump	N	SW8260	11/10/2003	0.38	U	µg/L	0.38
81596	4-Methyl-2-pentanone	Pump	N	SW8260	11/10/2003	0.21	U	µg/L	0.21
34423	Methylene chloride	Pump	N	SW8260	11/10/2003	0.26	U	µg/L	0.26
77128	Styrene	Pump	N	SW8260	11/10/2003	0.17	U	µg/L	0.17
77562	1,1,1,2-Tetrachloroethane	Pump	N	SW8260	11/10/2003	0.15	U	µg/L	0.15
34516	1,1,2,2-Tetrachloroethane	Pump	N	SW8260	11/10/2003	0.11	U	µg/L	0.11
34475	Tetrachloroethene	Pump	N	SW8260	11/10/2003	0.11	U	µg/L	0.11
34010	Toluene	Pump	N	SW8260	11/10/2003	0.10	U	µg/L	0.10
34506	1,1,1-Trichloroethane	Pump	N	SW8260	11/10/2003	0.24	U	µg/L	0.24
34511	1,1,2-Trichloroethane	Pump	N	SW8260	11/10/2003	0.13	U	µg/L	0.13
39180	Trichloroethene	Pump	N	SW8260	11/10/2003	0.15	U	µg/L	0.15
34488	Trichlorofluoromethane	Pump	N	SW8260	11/10/2003	0.32	U	µg/L	0.32
77443	1,2,3-Trichloropropane	Pump	N	SW8260	11/10/2003	0.30	U	µg/L	0.30
77057	Vinyl acetate	Pump	N	SW8260	11/10/2003	0.15	U	µg/L	0.15
39175	Vinyl chloride	Pump	N	SW8260	11/10/2003	0.14	U	µg/L	0.14
34020	Xylenes, Total	Pump	N	SW8260	11/10/2003	0.29	U	µg/L	0.29

Data Qualifier Code Key:

*	Value exceeds Maximum Contaminant Level	I	Analyte detected below quantitation limits
S	Spike Recovery outside accepted recovery limits	U	Not Detected Above the MDL

Tomoka Semiannual GW
PARAMETER MONITORING REPORT
Ground Water (Rule 62-520.400,.420, .460)
Surface Water (Rule 62-302.500, .510, .503)
Leachate (Rule 62-701.510)
LAB Submission Number: F03100721
Sample Number: F03100721-038

Facility WACS:	64-00027540	**Sample Date/Time:**	10/29/2003 4:15:00 PM
Well/Sampling Point WACS:	15824	**Report Period:**	Tomoka October 03
Well/Sampling Point Name:	B-63-2	**Well Purged:**	YES
Classification of Groundwater:	G-II	**Well Type:**	Compliance
Ground Water Elevation: (NGVD):	28.55		

Storet Code	Parameter Monitored	Sampling Method	Filtered Y/N	Analysis Method	Analysis Date	Analysis Result	Q	Units	Detection Limits
	FIELD								
	Conductivity	Pump	N	FLD	10/29/2003	637		umhos/c	
	Depth To Water	Pump	N	FLD	10/29/2003	1.87			
	Dissolved Oxygen	Pump	N	FLD	10/29/2003	1.47		mg/L	
	pH	Pump	N	FLD	10/29/2003	6.68		S.U.	
	Reference Elevation	Pump	N	FLD	10/29/2003	30.42			
	Temperature	Pump	N	FLD	10/29/2003	24.2		deg C	
	Turbidity	Pump	N	FLD	10/29/2003	6.3		NTU	
	INORGANICS								
70300	Solids, Total Dissolved	Pump	N	E160.1	10/30/2003	370		mg/L	1.2
00940	Chloride	Pump	N	E300.0	10/31/2003	36		mg/L	0.10
00620	Nitrogen, Nitrate	Pump	N	E300.0	10/31/2003	0.016	U	mg/L	0.016
00945	Sulfate	Pump	N	E300.0	10/31/2003	0.058	U	mg/L	0.058
00610	Nitrogen, Ammonia (As N)	Pump	N	E350.1	11/5/2003	0.14		mg/L	0.0040
	METALS								
01002	Arsenic	Pump	N	SW6010	10/31/2003	2.0	U	µg/L	2.0
01007	Barium	Pump	N	SW6010	10/31/2003	65		µg/L	0.074
01012	Beryllium	Pump	N	SW6010	10/31/2003	0.12	U	µg/L	0.12
01027	Cadmium	Pump	N	SW6010	10/31/2003	0.24	U	µg/L	0.24
01034	Chromium	Pump	N	SW6010	10/31/2003	0.60	U	µg/L	0.60
01037	Cobalt	Pump	N	SW6010	10/31/2003	1.5	U	µg/L	1.5
01042	Copper	Pump	N	SW6010	10/31/2003	0.88	I	µg/L	0.58
01045	Iron	Pump	N	SW6010	10/31/2003	4700		µg/L	13
01051	Lead	Pump	N	SW6010	10/31/2003	1.8	U	µg/L	1.8
01067	Nickel	Pump	N	SW6010	10/31/2003	2.0	U	µg/L	2.0
01147	Selenium	Pump	N	SW6010	10/31/2003	4.0	U	µg/L	4.0
01077	Silver	Pump	N	SW6010	10/31/2003	1.4	U	µg/L	1.4
00929	Sodium	Pump	N	SW6010	10/31/2003	27000		µg/L	230
01087	Vanadium	Pump	N	SW6010	10/31/2003	1.5	I	µg/L	0.40
01092	Zinc	Pump	N	SW6010	10/31/2003	3.3	I	µg/L	2.3
01097	Antimony	Pump	N	SW7041	11/10/2003	0.35	U	µg/L	0.35

Data Qualifier Code Key:

*	Value exceeds Maximum Contaminant Level	I	Analyte detected below quantitation limits
S	Spike Recovery outside accepted recovery limits	U	Not Detected Above the MDL

Tomoka Semiannual GW
PARAMETER MONITORING REPORT
Ground Water (Rule 62-520.400,.420, .460)
Surface Water (Rule 62-302.500, .510, .503)
Leachate (Rule 62-701.510)
LAB Submission Number: F03100721
Sample Number: F03100721-038

Facility WACS:	64-00027540	**Sample Date/Time:**	10/29/2003 4:15:00 PM
Well/Sampling Point WACS:	15824	**Report Period:**	Tomoka October 03
Well/Sampling Point Name:	B-63-2	**Well Purged:**	YES
Classification of Groundwater:	G-II	**Well Type:**	Compliance
Ground Water Elevation: (NGVD):	28.55		

Storet Code	Parameter Monitored	Sampling Method	Filtered Y/N	Analysis Method	Analysis Date	Analysis Result	Q	Units	Detection Limits
71900	Mercury	Pump	N	SW7470	11/6/2003	0.043	I	µg/L	0.036
01059	Thallium	Pump	N	SW7841	11/10/2003	0.25	U	µg/L	0.25
	ORGANICS								
49146	1,2-Dibromo-3-chloropropane	Pump	N	SW8011	11/6/2003	0.0041	U	µg/L	0.0041
77651	Ethylene Dibromide	Pump	N	SW8011	11/6/2003	0.0038	U	µg/L	0.0038
81552	Acetone	Pump	N	SW8260	11/9/2003	0.91	U	µg/L	0.91
34215	Acrylonitrile	Pump	N	SW8260	11/9/2003	0.93	U	µg/L	0.93
34030	Benzene	Pump	N	SW8260	11/9/2003	0.31	U	µg/L	0.31
73085	Bromochloromethane	Pump	N	SW8260	11/9/2003	0.22	U	µg/L	0.22
32101	Bromodichloromethane	Pump	N	SW8260	11/9/2003	0.10	U	µg/L	0.10
32104	Bromoform	Pump	N	SW8260	11/9/2003	0.11	U	µg/L	0.11
34413	Bromomethane	Pump	N	SW8260	11/9/2003	0.12	U	µg/L	0.12
81595	2-Butanone	Pump	N	SW8260	11/9/2003	0.29	U	µg/L	0.29
77041	Carbon disulfide	Pump	N	SW8260	11/9/2003	0.25	U	µg/L	0.25
32102	Carbon tetrachloride	Pump	N	SW8260	11/9/2003	0.25	U	µg/L	0.25
34301	Chlorobenzene	Pump	N	SW8260	11/9/2003	0.10	U	µg/L	0.10
34311	Chloroethane	Pump	N	SW8260	11/9/2003	0.16	U	µg/L	0.16
32106	Chloroform	Pump	N	SW8260	11/9/2003	0.28	U	µg/L	0.28
34418	Chloromethane	Pump	N	SW8260	11/9/2003	0.31	U	µg/L	0.31
32105	Dibromochloromethane	Pump	N	SW8260	11/9/2003	0.16	U	µg/L	0.16
77596	Dibromomethane	Pump	N	SW8260	11/9/2003	0.13	U	µg/L	0.13
77268	trans-1,4-Dichloro-2-butene	Pump	N	SW8260	11/9/2003	0.14	U	µg/L	0.14
34536	1,2-Dichlorobenzene	Pump	N	SW8260	11/9/2003	0.18	U	µg/L	0.18
34571	1,4-Dichlorobenzene	Pump	N	SW8260	11/9/2003	0.10	U	µg/L	0.10
34496	1,1-Dichloroethane	Pump	N	SW8260	11/9/2003	0.30	U	µg/L	0.30
34531	1,2-Dichloroethane	Pump	N	SW8260	11/9/2003	0.10	U	µg/L	0.10
34501	1,1-Dichloroethene	Pump	N	SW8260	11/9/2003	0.10	U	µg/L	0.10
77093	cis-1,2-Dichloroethene	Pump	N	SW8260	11/9/2003	0.15	U	µg/L	0.15
34546	trans-1,2-Dichloroethene	Pump	N	SW8260	11/9/2003	0.17	U	µg/L	0.17
34541	1,2-Dichloropropane	Pump	N	SW8260	11/9/2003	0.12	U	µg/L	0.12
34704	cis-1,3-Dichloropropene	Pump	N	SW8260	11/9/2003	0.070	U	µg/L	0.070
34699	trans-1,3-Dichloropropene	Pump	N	SW8260	11/9/2003	0.11	U	µg/L	0.11

Data Qualifier Code Key:

*	Value exceeds Maximum Contaminant Level	I	Analyte detected below quantitation limits
S	Spike Recovery outside accepted recovery limits	U	Not Detected Above the MDL

Tomoka Semiannual GW
PARAMETER MONITORING REPORT
Ground Water (Rule 62-520.400,.420, .460)
Surface Water (Rule 62-302.500, .510, .503)
Leachate (Rule 62-701.510)
LAB Submission Number: F03100721
Sample Number: F03100721-038

Facility WACS:	64-00027540	**Sample Date/Time:**	10/29/2003 4:15:00 PM
Well/Sampling Point WACS:	15824	**Report Period:**	Tomoka October 03
Well/Sampling Point Name:	B-63-2	**Well Purged:**	YES
Classification of Groundwater:	G-II	**Well Type:**	Compliance
Ground Water Elevation: (NGVD):	28.55		

Storet Code	Parameter Monitored	Sampling Method	Filtered Y/N	Analysis Method	Analysis Date	Analysis Result	Q	Units	Detection Limits
34371	Ethylbenzene	Pump	N	SW8260	11/9/2003	0.12	U	µg/L	0.12
77103	2-Hexanone	Pump	N	SW8260	11/9/2003	0.26	U	µg/L	0.26
77424	Iodomethane	Pump	N	SW8260	11/9/2003	0.38	U	µg/L	0.38
81596	4-Methyl-2-pentanone	Pump	N	SW8260	11/9/2003	0.21	U	µg/L	0.21
34423	Methylene chloride	Pump	N	SW8260	11/9/2003	0.26	U	µg/L	0.26
77128	Styrene	Pump	N	SW8260	11/9/2003	0.17	U	µg/L	0.17
77562	1,1,1,2-Tetrachloroethane	Pump	N	SW8260	11/9/2003	0.15	U	µg/L	0.15
34516	1,1,2,2-Tetrachloroethane	Pump	N	SW8260	11/9/2003	0.11	U	µg/L	0.11
34475	Tetrachloroethene	Pump	N	SW8260	11/9/2003	0.11	U	µg/L	0.11
34010	Toluene	Pump	N	SW8260	11/9/2003	0.10	U	µg/L	0.10
34506	1,1,1-Trichloroethane	Pump	N	SW8260	11/9/2003	0.24	U	µg/L	0.24
34511	1,1,2-Trichloroethane	Pump	N	SW8260	11/9/2003	0.13	U	µg/L	0.13
39180	Trichloroethene	Pump	N	SW8260	11/9/2003	0.15	U	µg/L	0.15
34488	Trichlorofluoromethane	Pump	N	SW8260	11/9/2003	0.32	U	µg/L	0.32
77443	1,2,3-Trichloropropane	Pump	N	SW8260	11/9/2003	0.30	U	µg/L	0.30
77057	Vinyl acetate	Pump	N	SW8260	11/9/2003	0.15	U	µg/L	0.15
39175	Vinyl chloride	Pump	N	SW8260	11/9/2003	0.14	U	µg/L	0.14
34020	Xylenes, Total	Pump	N	SW8260	11/9/2003	0.29	U	µg/L	0.29

Data Qualifier Code Key:

*	Value exceeds Maximum Contaminant Level	I	Analyte detected below quantitation limits
S	Spike Recovery outside accepted recovery limits	U	Not Detected Above the MDL

Tomoka Semiannual GW
PARAMETER MONITORING REPORT
Ground Water (Rule 62-520.400,.420, .460)
Surface Water (Rule 62-302.500, .510, .503)
Leachate (Rule 62-701.510)
LAB Submission Number: F03100721
Sample Number: F03100721-039

Facility WACS:	64-00027540	**Sample Date/Time:**	10/28/2003 3:43:00 PM
Well/Sampling Point WACS:	15825	**Report Period:**	Tomoka October 03
Well/Sampling Point Name:	B-64	**Well Purged:**	YES
Classification of Groundwater:	G-II	**Well Type:**	Compliance
Ground Water Elevation: (NGVD):	26.1		

Storet Code	Parameter Monitored	Sampling Method	Filtered Y/N	Analysis Method	Analysis Date	Analysis Result	Q	Units	Detection Limits
	FIELD								
	Conductivity	Pump	N	FLD	10/28/2003	1661		umhos/c	
	Depth To Water	Pump	N	FLD	10/28/2003	2.09			
	Dissolved Oxygen	Pump	N	FLD	10/28/2003	0.48		mg/L	
	pH	Pump	N	FLD	10/28/2003	6.25		S.U.	
	Reference Elevation	Pump	N	FLD	10/28/2003	28.19			
	Temperature	Pump	N	FLD	10/28/2003	24.1		deg C	
	Turbidity	Pump	N	FLD	10/28/2003	2.4		NTU	
	INORGANICS								
70300	Solids, Total Dissolved	Pump	N	E160.1	10/29/2003	990		mg/L	1.2
00940	Chloride	Pump	N	E300.0	10/31/2003	110		mg/L	0.61
00620	Nitrogen, Nitrate	Pump	N	E300.0	10/29/2003	0.016	U	mg/L	0.016
00945	Sulfate	Pump	N	E300.0	10/29/2003	0.12	I	mg/L	0.058
00610	Nitrogen, Ammonia (As N)	Pump	N	E350.1	10/29/2003	0.23		mg/L	0.0080
	METALS								
01002	Arsenic	Pump	N	SW6010	10/30/2003	4.4	I	µg/L	2.0
01007	Barium	Pump	N	SW6010	10/30/2003	220		µg/L	0.074
01012	Beryllium	Pump	N	SW6010	10/30/2003	0.12	U	µg/L	0.12
01027	Cadmium	Pump	N	SW6010	10/30/2003	0.24	U	µg/L	0.24
01034	Chromium	Pump	N	SW6010	10/30/2003	0.60	U	µg/L	0.60
01037	Cobalt	Pump	N	SW6010	10/30/2003	1.5	U	µg/L	1.5
01042	Copper	Pump	N	SW6010	10/30/2003	0.76	I	µg/L	0.58
01045	Iron	Pump	N	SW6010	10/30/2003	58000		µg/L	13
01051	Lead	Pump	N	SW6010	10/30/2003	1.8	U	µg/L	1.8
01067	Nickel	Pump	N	SW6010	10/30/2003	2.0	U	µg/L	2.0
01147	Selenium	Pump	N	SW6010	10/30/2003	4.0	U	µg/L	4.0
01077	Silver	Pump	N	SW6010	10/30/2003	1.4	U	µg/L	1.4
00929	Sodium	Pump	N	SW6010	10/30/2003	92000		µg/L	230
01087	Vanadium	Pump	N	SW6010	10/30/2003	0.75	I	µg/L	0.40
01092	Zinc	Pump	N	SW6010	10/30/2003	2.3	U	µg/L	2.3
01097	Antimony	Pump	N	SW7041	11/4/2003	0.35	U	µg/L	0.35

Data Qualifier Code Key:
- * Value exceeds Maximum Contaminant Level
- S Spike Recovery outside accepted recovery limits
- I Analyte detected below quantitation limits
- U Not Detected Above the MDL

Tomoka Semiannual GW
PARAMETER MONITORING REPORT
Ground Water (Rule 62-520.400,.420, .460)
Surface Water (Rule 62-302.500, .510, .503)
Leachate (Rule 62-701.510)
LAB Submission Number: F03100721
Sample Number: F03100721-039

Facility WACS:	64-00027540	**Sample Date/Time:**	10/28/2003 3:43:00 PM
Well/Sampling Point WACS:	15825	**Report Period:**	Tomoka October 03
Well/Sampling Point Name:	B-64	**Well Purged:**	YES
Classification of Groundwater:	G-II	**Well Type:**	Compliance
Ground Water Elevation: (NGVD):	26.1		

Storet Code	Parameter Monitored	Sampling Method	Filtered Y/N	Analysis Method	Analysis Date	Analysis Result	Q	Units	Detection Limits
71900	Mercury	Pump	N	SW7470	11/6/2003	0.036	U	µg/L	0.036
01059	Thallium	Pump	N	SW7841	11/7/2003	0.25	U	µg/L	0.25
	ORGANICS								
49146	1,2-Dibromo-3-chloropropane	Pump	N	SW8011	10/31/2003	0.0041	U	µg/L	0.0041
77651	Ethylene Dibromide	Pump	N	SW8011	10/31/2003	0.0038	U	µg/L	0.0038
81552	Acetone	Pump	N	SW8260	11/10/2003	0.91	U	µg/L	0.91
34215	Acrylonitrile	Pump	N	SW8260	11/10/2003	0.93	U	µg/L	0.93
34030	Benzene	Pump	N	SW8260	11/10/2003	0.44	I	µg/L	0.31
73085	Bromochloromethane	Pump	N	SW8260	11/10/2003	0.22	U	µg/L	0.22
32101	Bromodichloromethane	Pump	N	SW8260	11/10/2003	0.10	U	µg/L	0.10
32104	Bromoform	Pump	N	SW8260	11/10/2003	0.11	U	µg/L	0.11
34413	Bromomethane	Pump	N	SW8260	11/10/2003	0.12	U	µg/L	0.12
81595	2-Butanone	Pump	N	SW8260	11/10/2003	0.29	U	µg/L	0.29
77041	Carbon disulfide	Pump	N	SW8260	11/10/2003	0.25	U	µg/L	0.25
32102	Carbon tetrachloride	Pump	N	SW8260	11/10/2003	0.25	U	µg/L	0.25
34301	Chlorobenzene	Pump	N	SW8260	11/10/2003	17		µg/L	0.10
34311	Chloroethane	Pump	N	SW8260	11/10/2003	0.16	U	µg/L	0.16
32106	Chloroform	Pump	N	SW8260	11/10/2003	0.28	U	µg/L	0.28
34418	Chloromethane	Pump	N	SW8260	11/10/2003	0.31	U	µg/L	0.31
32105	Dibromochloromethane	Pump	N	SW8260	11/10/2003	0.16	U	µg/L	0.16
77596	Dibromomethane	Pump	N	SW8260	11/10/2003	0.13	U	µg/L	0.13
77268	trans-1,4-Dichloro-2-butene	Pump	N	SW8260	11/10/2003	0.14	U	µg/L	0.14
34536	1,2-Dichlorobenzene	Pump	N	SW8260	11/10/2003	0.18	U	µg/L	0.18
34571	1,4-Dichlorobenzene	Pump	N	SW8260	11/10/2003	0.10	U	µg/L	0.10
34496	1,1-Dichloroethane	Pump	N	SW8260	11/10/2003	0.30	U	µg/L	0.30
34531	1,2-Dichloroethane	Pump	N	SW8260	11/10/2003	0.10	U	µg/L	0.10
34501	1,1-Dichloroethene	Pump	N	SW8260	11/10/2003	0.10	U	µg/L	0.10
77093	cis-1,2-Dichloroethene	Pump	N	SW8260	11/10/2003	0.15	U	µg/L	0.15
34546	trans-1,2-Dichloroethene	Pump	N	SW8260	11/10/2003	0.17	U	µg/L	0.17
34541	1,2-Dichloropropane	Pump	N	SW8260	11/10/2003	0.12	U	µg/L	0.12
34704	cis-1,3-Dichloropropene	Pump	N	SW8260	11/10/2003	0.070	U	µg/L	0.070
34699	trans-1,3-Dichloropropene	Pump	N	SW8260	11/10/2003	0.11	U	µg/L	0.11

Data Qualifier Code Key:

*	Value exceeds Maximum Contaminant Level	I	Analyte detected below quantitation limits
S	Spike Recovery outside accepted recovery limits	U	Not Detected Above the MDL

Tomoka Semiannual GW
PARAMETER MONITORING REPORT
Ground Water (Rule 62-520.400,.420, .460)
Surface Water (Rule 62-302.500, .510, .503)
Leachate (Rule 62-701.510)
LAB Submission Number: F03100721
Sample Number: F03100721-039

Facility WACS:	64-00027540	**Sample Date/Time:**	10/28/2003 3:43:00 PM
Well/Sampling Point WACS:	15825	**Report Period:**	Tomoka October 03
Well/Sampling Point Name:	B-64	**Well Purged:**	YES
Classification of Groundwater:	G-II	**Well Type:**	Compliance
Ground Water Elevation: (NGVD):	26.1		

Storet Code	Parameter Monitored	Sampling Method	Filtered Y/N	Analysis Method	Analysis Date	Analysis Result	Q	Units	Detection Limits
34371	Ethylbenzene	Pump	N	SW8260	11/10/2003	0.12	U	µg/L	0.12
77103	2-Hexanone	Pump	N	SW8260	11/10/2003	0.26	U	µg/L	0.26
77424	Iodomethane	Pump	N	SW8260	11/10/2003	0.38	U	µg/L	0.38
81596	4-Methyl-2-pentanone	Pump	N	SW8260	11/10/2003	0.21	U	µg/L	0.21
34423	Methylene chloride	Pump	N	SW8260	11/10/2003	0.26	U	µg/L	0.26
77128	Styrene	Pump	N	SW8260	11/10/2003	0.17	U	µg/L	0.17
77562	1,1,1,2-Tetrachloroethane	Pump	N	SW8260	11/10/2003	0.15	U	µg/L	0.15
34516	1,1,2,2-Tetrachloroethane	Pump	N	SW8260	11/10/2003	0.11	U	µg/L	0.11
34475	Tetrachloroethene	Pump	N	SW8260	11/10/2003	0.11	U	µg/L	0.11
34010	Toluene	Pump	N	SW8260	11/10/2003	0.11	I	µg/L	0.10
34506	1,1,1-Trichloroethane	Pump	N	SW8260	11/10/2003	0.24	U	µg/L	0.24
34511	1,1,2-Trichloroethane	Pump	N	SW8260	11/10/2003	0.13	U	µg/L	0.13
39180	Trichloroethene	Pump	N	SW8260	11/10/2003	0.15	U	µg/L	0.15
34488	Trichlorofluoromethane	Pump	N	SW8260	11/10/2003	0.32	U	µg/L	0.32
77443	1,2,3-Trichloropropane	Pump	N	SW8260	11/10/2003	0.30	U	µg/L	0.30
77057	Vinyl acetate	Pump	N	SW8260	11/10/2003	0.15	U	µg/L	0.15
39175	Vinyl chloride	Pump	N	SW8260	11/10/2003	0.14	U	µg/L	0.14
34020	Xylenes, Total	Pump	N	SW8260	11/10/2003	0.29	U	µg/L	0.29

Data Qualifier Code Key:

*	Value exceeds Maximum Contaminant Level	I	Analyte detected below quantitation limits
S	Spike Recovery outside accepted recovery limits	U	Not Detected Above the MDL

Tomoka Semiannual GW
PARAMETER MONITORING REPORT
Ground Water (Rule 62-520.400,.420, .460)
Surface Water (Rule 62-302.500, .510, .503)
Leachate (Rule 62-701.510)
LAB Submission Number: F03100721
Sample Number: F03100721-040

Facility WACS:	64-00027540	**Sample Date/Time:**	10/28/2003 10:39:00 AM
Well/Sampling Point WACS:	15826	**Report Period:**	Tomoka October 03
Well/Sampling Point Name:	B-65	**Well Purged:**	YES
Classification of Groundwater:	G-II	**Well Type:**	Compliance
Ground Water Elevation: (NGVD):	24.15		

Storet Code	Parameter Monitored	Sampling Method	Filtered Y/N	Analysis Method	Analysis Date	Analysis Result	Q	Units	Detection Limits
	FIELD								
	Conductivity	Pump	N	FLD	10/28/2003	757		umhos/c	
	Depth To Water	Pump	N	FLD	10/28/2003	3.89			
	Dissolved Oxygen	Pump	N	FLD	10/28/2003	0.64		mg/L	
	pH	Pump	N	FLD	10/28/2003	5.86		S.U.	
	Reference Elevation	Pump	N	FLD	10/28/2003	28.04			
	Temperature	Pump	N	FLD	10/28/2003	23.9		deg C	
	Turbidity	Pump	N	FLD	10/28/2003	0.30		NTU	
	INORGANICS								
70300	Solids, Total Dissolved	Pump	N	E160.1	10/29/2003	550		mg/L	1.2
00940	Chloride	Pump	N	E300.0	10/30/2003	52		mg/L	0.20
00620	Nitrogen, Nitrate	Pump	N	E300.0	10/29/2003	0.016	U	mg/L	0.016
00945	Sulfate	Pump	N	E300.0	10/29/2003	98		mg/L	0.058
00610	Nitrogen, Ammonia (As N)	Pump	N	E350.1	10/29/2003	1.1		mg/L	0.0040
	METALS								
01002	Arsenic	Pump	N	SW6010	10/30/2003	2.0	U	µg/L	2.0
01007	Barium	Pump	N	SW6010	10/30/2003	71		µg/L	0.074
01012	Beryllium	Pump	N	SW6010	10/30/2003	0.12	U	µg/L	0.12
01027	Cadmium	Pump	N	SW6010	10/30/2003	0.24	U	µg/L	0.24
01034	Chromium	Pump	N	SW6010	10/30/2003	1.8	I	µg/L	0.60
01037	Cobalt	Pump	N	SW6010	10/30/2003	1.5	U	µg/L	1.5
01042	Copper	Pump	N	SW6010	10/30/2003	1.0	I	µg/L	0.58
01045	Iron	Pump	N	SW6010	10/30/2003	2300		µg/L	13
01051	Lead	Pump	N	SW6010	10/30/2003	1.8	U	µg/L	1.8
01067	Nickel	Pump	N	SW6010	10/30/2003	2.8	I	µg/L	2.0
01147	Selenium	Pump	N	SW6010	10/30/2003	4.0	U	µg/L	4.0
01077	Silver	Pump	N	SW6010	10/30/2003	1.4	U	µg/L	1.4
00929	Sodium	Pump	N	SW6010	10/30/2003	38000		µg/L	230
01087	Vanadium	Pump	N	SW6010	10/30/2003	3.0	I	µg/L	0.40
01092	Zinc	Pump	N	SW6010	10/30/2003	6.1	I	µg/L	2.3
01097	Antimony	Pump	N	SW7041	11/4/2003	0.35	U	µg/L	0.35

Data Qualifier Code Key:

*	Value exceeds Maximum Contaminant Level	I	Analyte detected below quantitation limits
S	Spike Recovery outside accepted recovery limits	U	Not Detected Above the MDL

Tomoka Semiannual GW
PARAMETER MONITORING REPORT
Ground Water (Rule 62-520.400,.420, .460)
Surface Water (Rule 62-302.500, .510, .503)
Leachate (Rule 62-701.510)
LAB Submission Number: F03100721
Sample Number: F03100721-040

Facility WACS:	64-00027540	**Sample Date/Time:**	10/28/2003 10:39:00 AM
Well/Sampling Point WACS:	15826	**Report Period:**	Tomoka October 03
Well/Sampling Point Name:	B-65	**Well Purged:**	YES
Classification of Groundwater:	G-II	**Well Type:**	Compliance
Ground Water Elevation: (NGVD):	24.15		

Storet Code	Parameter Monitored	Sampling Method	Filtered Y/N	Analysis Method	Analysis Date	Analysis Result	Q	Units	Detection Limits
71900	Mercury	Pump	N	SW7470	11/6/2003	0.042	I	µg/L	0.036
01059	Thallium	Pump	N	SW7841	11/7/2003	0.25	U	µg/L	0.25
	ORGANICS								
49146	1,2-Dibromo-3-chloropropane	Pump	N	SW8011	10/31/2003	0.0041	U	µg/L	0.0041
77651	Ethylene Dibromide	Pump	N	SW8011	10/31/2003	0.0038	U	µg/L	0.0038
81552	Acetone	Pump	N	SW8260	11/10/2003	0.91	U	µg/L	0.91
34215	Acrylonitrile	Pump	N	SW8260	11/10/2003	0.93	U	µg/L	0.93
34030	Benzene	Pump	N	SW8260	11/10/2003	0.31	U	µg/L	0.31
73085	Bromochloromethane	Pump	N	SW8260	11/10/2003	0.22	U	µg/L	0.22
32101	Bromodichloromethane	Pump	N	SW8260	11/10/2003	0.10	U	µg/L	0.10
32104	Bromoform	Pump	N	SW8260	11/10/2003	0.11	U	µg/L	0.11
34413	Bromomethane	Pump	N	SW8260	11/10/2003	0.12	U	µg/L	0.12
81595	2-Butanone	Pump	N	SW8260	11/10/2003	0.29	U	µg/L	0.29
77041	Carbon disulfide	Pump	N	SW8260	11/10/2003	0.25	U	µg/L	0.25
32102	Carbon tetrachloride	Pump	N	SW8260	11/10/2003	0.25	U	µg/L	0.25
34301	Chlorobenzene	Pump	N	SW8260	11/10/2003	0.10	U	µg/L	0.10
34311	Chloroethane	Pump	N	SW8260	11/10/2003	0.16	U	µg/L	0.16
32106	Chloroform	Pump	N	SW8260	11/10/2003	0.28	U	µg/L	0.28
34418	Chloromethane	Pump	N	SW8260	11/10/2003	0.31	U	µg/L	0.31
32105	Dibromochloromethane	Pump	N	SW8260	11/10/2003	0.16	U	µg/L	0.16
77596	Dibromomethane	Pump	N	SW8260	11/10/2003	0.13	U	µg/L	0.13
77268	trans-1,4-Dichloro-2-butene	Pump	N	SW8260	11/10/2003	0.14	U	µg/L	0.14
34536	1,2-Dichlorobenzene	Pump	N	SW8260	11/10/2003	0.18	U	µg/L	0.18
34571	1,4-Dichlorobenzene	Pump	N	SW8260	11/10/2003	0.10	U	µg/L	0.10
34496	1,1-Dichloroethane	Pump	N	SW8260	11/10/2003	0.30	U	µg/L	0.30
34531	1,2-Dichloroethane	Pump	N	SW8260	11/10/2003	0.10	U	µg/L	0.10
34501	1,1-Dichloroethene	Pump	N	SW8260	11/10/2003	0.10	U	µg/L	0.10
77093	cis-1,2-Dichloroethene	Pump	N	SW8260	11/10/2003	0.15	U	µg/L	0.15
34546	trans-1,2-Dichloroethene	Pump	N	SW8260	11/10/2003	0.17	U	µg/L	0.17
34541	1,2-Dichloropropane	Pump	N	SW8260	11/10/2003	0.12	U	µg/L	0.12
34704	cis-1,3-Dichloropropene	Pump	N	SW8260	11/10/2003	0.070	U	µg/L	0.070
34699	trans-1,3-Dichloropropene	Pump	N	SW8260	11/10/2003	0.11	U	µg/L	0.11

Data Qualifier Code Key:

*	Value exceeds Maximum Contaminant Level	I	Analyte detected below quantitation limits
S	Spike Recovery outside accepted recovery limits	U	Not Detected Above the MDL

Tomoka Semiannual GW
PARAMETER MONITORING REPORT
Ground Water (Rule 62-520.400,.420, .460)
Surface Water (Rule 62-302.500, .510, .503)
Leachate (Rule 62-701.510)
LAB Submission Number: F03100721
Sample Number: F03100721-040

Facility WACS:	64-00027540	**Sample Date/Time:**	10/28/2003 10:39:00 AM
Well/Sampling Point WACS:	15826	**Report Period:**	Tomoka October 03
Well/Sampling Point Name:	B-65	**Well Purged:**	YES
Classification of Groundwater:	G-II	**Well Type:**	Compliance
Ground Water Elevation: (NGVD):	24.15		

Storet Code	Parameter Monitored	Sampling Method	Filtered Y/N	Analysis Method	Analysis Date	Analysis Result	Q	Units	Detection Limits
34371	Ethylbenzene	Pump	N	SW8260	11/10/2003	0.12	U	µg/L	0.12
77103	2-Hexanone	Pump	N	SW8260	11/10/2003	0.26	U	µg/L	0.26
77424	Iodomethane	Pump	N	SW8260	11/10/2003	0.38	U	µg/L	0.38
81596	4-Methyl-2-pentanone	Pump	N	SW8260	11/10/2003	0.21	U	µg/L	0.21
34423	Methylene chloride	Pump	N	SW8260	11/10/2003	0.26	U	µg/L	0.26
77128	Styrene	Pump	N	SW8260	11/10/2003	0.17	U	µg/L	0.17
77562	1,1,1,2-Tetrachloroethane	Pump	N	SW8260	11/10/2003	0.15	U	µg/L	0.15
34516	1,1,2,2-Tetrachloroethane	Pump	N	SW8260	11/10/2003	0.11	U	µg/L	0.11
34475	Tetrachloroethene	Pump	N	SW8260	11/10/2003	0.11	U	µg/L	0.11
34010	Toluene	Pump	N	SW8260	11/10/2003	0.10	U	µg/L	0.10
34506	1,1,1-Trichloroethane	Pump	N	SW8260	11/10/2003	0.24	U	µg/L	0.24
34511	1,1,2-Trichloroethane	Pump	N	SW8260	11/10/2003	0.13	U	µg/L	0.13
39180	Trichloroethene	Pump	N	SW8260	11/10/2003	0.15	U	µg/L	0.15
34488	Trichlorofluoromethane	Pump	N	SW8260	11/10/2003	0.32	U	µg/L	0.32
77443	1,2,3-Trichloropropane	Pump	N	SW8260	11/10/2003	0.30	U	µg/L	0.30
77057	Vinyl acetate	Pump	N	SW8260	11/10/2003	0.15	U	µg/L	0.15
39175	Vinyl chloride	Pump	N	SW8260	11/10/2003	0.14	U	µg/L	0.14
34020	Xylenes, Total	Pump	N	SW8260	11/10/2003	0.29	U	µg/L	0.29

Data Qualifier Code Key:

*	Value exceeds Maximum Contaminant Level	I	Analyte detected below quantitation limits
S	Spike Recovery outside accepted recovery limits	U	Not Detected Above the MDL

Tomoka Semiannual GW
PARAMETER MONITORING REPORT
Ground Water (Rule 62-520.400,.420, .460)
Surface Water (Rule 62-302.500, .510, .503)
Leachate (Rule 62-701.510)
LAB Submission Number: F03100721
Sample Number: F03100721-041

Facility WACS:	64-00027540	**Sample Date/Time:**	10/30/2003 1:31:00 PM
Well/Sampling Point WACS:	15827	**Report Period:**	Tomoka October 03
Well/Sampling Point Name:	B-66	**Well Purged:**	YES
Classification of Groundwater:	G-II	**Well Type:**	Compliance
Ground Water Elevation: (NGVD):	24.92		

Storet Code	Parameter Monitored	Sampling Method	Filtered Y/N	Analysis Method	Analysis Date	Analysis Result	Q	Units	Detection Limits
	FIELD								
	Conductivity	Pump	N	FLD	10/30/2003	363		umhos/c	
	Depth To Water	Pump	N	FLD	10/30/2003	6.35			
	Dissolved Oxygen	Pump	N	FLD	10/30/2003	1.44		mg/L	
	pH	Pump	N	FLD	10/30/2003	6.56		S.U.	
	Reference Elevation	Pump	N	FLD	10/30/2003	31.27			
	Temperature	Pump	N	FLD	10/30/2003	25.2		deg C	
	Turbidity	Pump	N	FLD	10/30/2003	8.00		NTU	
	INORGANICS								
70300	Solids, Total Dissolved	Pump	N	E160.1	10/31/2003	230		mg/L	1.2
00940	Chloride	Pump	N	E300.0	10/31/2003	8.3		mg/L	0.10
00620	Nitrogen, Nitrate	Pump	N	E300.0	10/31/2003	0.12		mg/L	0.016
00945	Sulfate	Pump	N	E300.0	10/31/2003	22		mg/L	0.058
00610	Nitrogen, Ammonia (As N)	Pump	N	E350.1	11/5/2003	0.052		mg/L	0.0040
	METALS								
01002	Arsenic	Pump	N	SW6010	11/3/2003	2.0	U	µg/L	2.0
01007	Barium	Pump	N	SW6010	11/3/2003	22		µg/L	0.074
01012	Beryllium	Pump	N	SW6010	11/3/2003	0.12	U	µg/L	0.12
01027	Cadmium	Pump	N	SW6010	11/3/2003	0.24	U	µg/L	0.24
01034	Chromium	Pump	N	SW6010	11/3/2003	2.3	I	µg/L	0.60
01037	Cobalt	Pump	N	SW6010	11/3/2003	1.5	U	µg/L	1.5
01042	Copper	Pump	N	SW6010	11/3/2003	0.58	U	µg/L	0.58
01045	Iron	Pump	N	SW6010	11/3/2003	510		µg/L	13
01051	Lead	Pump	N	SW6010	11/3/2003	1.8	U	µg/L	1.8
01067	Nickel	Pump	N	SW6010	11/3/2003	2.0	U	µg/L	2.0
01147	Selenium	Pump	N	SW6010	11/3/2003	4.0	U	µg/L	4.0
01077	Silver	Pump	N	SW6010	11/3/2003	1.4	U	µg/L	1.4
00929	Sodium	Pump	N	SW6010	11/3/2003	5100		µg/L	230
01087	Vanadium	Pump	N	SW6010	11/3/2003	9.1	I	µg/L	0.40
01092	Zinc	Pump	N	SW6010	11/3/2003	4.8	I	µg/L	2.3
01097	Antimony	Pump	N	SW7041	11/10/2003	0.35	U	µg/L	0.35

Data Qualifier Code Key:

*	Value exceeds Maximum Contaminant Level	I	Analyte detected below quantitation limits
S	Spike Recovery outside accepted recovery limits	U	Not Detected Above the MDL

Tomoka Semiannual GW
PARAMETER MONITORING REPORT
Ground Water (Rule 62-520.400,.420, .460)
Surface Water (Rule 62-302.500, .510, .503)
Leachate (Rule 62-701.510)
LAB Submission Number: F03100721
Sample Number: F03100721-041

Facility WACS:	64-00027540	**Sample Date/Time:**	10/30/2003 1:31:00 PM
Well/Sampling Point WACS:	15827	**Report Period:**	Tomoka October 03
Well/Sampling Point Name:	B-66	**Well Purged:**	YES
Classification of Groundwater:	G-II	**Well Type:**	Compliance
Ground Water Elevation: (NGVD):	24.92		

Storet Code	Parameter Monitored	Sampling Method	Filtered Y/N	Analysis Method	Analysis Date	Analysis Result	Q	Units	Detection Limits
71900	Mercury	Pump	N	SW7470	11/6/2003	0.040	I	µg/L	0.036
01059	Thallium	Pump	N	SW7841	11/10/2003	0.25	U	µg/L	0.25
	ORGANICS								
49146	1,2-Dibromo-3-chloropropane	Pump	N	SW8011	11/6/2003	0.0041	U	µg/L	0.0041
77651	Ethylene Dibromide	Pump	N	SW8011	11/6/2003	0.0038	U	µg/L	0.0038
81552	Acetone	Pump	N	SW8260	11/10/2003	0.91	U	µg/L	0.91
34215	Acrylonitrile	Pump	N	SW8260	11/10/2003	0.93	U	µg/L	0.93
34030	Benzene	Pump	N	SW8260	11/10/2003	0.31	U	µg/L	0.31
73085	Bromochloromethane	Pump	N	SW8260	11/10/2003	0.22	U	µg/L	0.22
32101	Bromodichloromethane	Pump	N	SW8260	11/10/2003	0.10	U	µg/L	0.10
32104	Bromoform	Pump	N	SW8260	11/10/2003	0.11	U	µg/L	0.11
34413	Bromomethane	Pump	N	SW8260	11/10/2003	0.12	U	µg/L	0.12
81595	2-Butanone	Pump	N	SW8260	11/10/2003	0.29	U	µg/L	0.29
77041	Carbon disulfide	Pump	N	SW8260	11/10/2003	0.25	U	µg/L	0.25
32102	Carbon tetrachloride	Pump	N	SW8260	11/10/2003	0.25	U	µg/L	0.25
34301	Chlorobenzene	Pump	N	SW8260	11/10/2003	0.10	U	µg/L	0.10
34311	Chloroethane	Pump	N	SW8260	11/10/2003	0.16	U	µg/L	0.16
32106	Chloroform	Pump	N	SW8260	11/10/2003	0.28	U	µg/L	0.28
34418	Chloromethane	Pump	N	SW8260	11/10/2003	0.31	U	µg/L	0.31
32105	Dibromochloromethane	Pump	N	SW8260	11/10/2003	0.16	U	µg/L	0.16
77596	Dibromomethane	Pump	N	SW8260	11/10/2003	0.13	U	µg/L	0.13
77268	trans-1,4-Dichloro-2-butene	Pump	N	SW8260	11/10/2003	0.14	U	µg/L	0.14
34536	1,2-Dichlorobenzene	Pump	N	SW8260	11/10/2003	0.18	U	µg/L	0.18
34571	1,4-Dichlorobenzene	Pump	N	SW8260	11/10/2003	0.10	U	µg/L	0.10
34496	1,1-Dichloroethane	Pump	N	SW8260	11/10/2003	0.30	U	µg/L	0.30
34531	1,2-Dichloroethane	Pump	N	SW8260	11/10/2003	0.10	U	µg/L	0.10
34501	1,1-Dichloroethene	Pump	N	SW8260	11/10/2003	0.10	U	µg/L	0.10
77093	cis-1,2-Dichloroethene	Pump	N	SW8260	11/10/2003	0.15	U	µg/L	0.15
34546	trans-1,2-Dichloroethene	Pump	N	SW8260	11/10/2003	0.17	U	µg/L	0.17
34541	1,2-Dichloropropane	Pump	N	SW8260	11/10/2003	0.12	U	µg/L	0.12
34704	cis-1,3-Dichloropropene	Pump	N	SW8260	11/10/2003	0.070	U	µg/L	0.070
34699	trans-1,3-Dichloropropene	Pump	N	SW8260	11/10/2003	0.11	U	µg/L	0.11

Data Qualifier Code Key:

*	Value exceeds Maximum Contaminant Level	I	Analyte detected below quantitation limits
S	Spike Recovery outside accepted recovery limits	U	Not Detected Above the MDL

Tomoka Semiannual GW
PARAMETER MONITORING REPORT
Ground Water (Rule 62-520.400,.420, .460)
Surface Water (Rule 62-302.500, .510, .503)
Leachate (Rule 62-701.510)
LAB Submission Number: F03100721
Sample Number: F03100721-041

Facility WACS:	64-00027540	**Sample Date/Time:**	10/30/2003 1:31:00 PM
Well/Sampling Point WACS:	15827	**Report Period:**	Tomoka October 03
Well/Sampling Point Name:	B-66	**Well Purged:**	YES
Classification of Groundwater:	G-II	**Well Type:**	Compliance
Ground Water Elevation: (NGVD):	24.92		

Storet Code	Parameter Monitored	Sampling Method	Filtered Y/N	Analysis Method	Analysis Date	Analysis Result	Q	Units	Detection Limits
34371	Ethylbenzene	Pump	N	SW8260	11/10/2003	0.12	U	µg/L	0.12
77103	2-Hexanone	Pump	N	SW8260	11/10/2003	0.26	U	µg/L	0.26
77424	Iodomethane	Pump	N	SW8260	11/10/2003	0.38	U	µg/L	0.38
81596	4-Methyl-2-pentanone	Pump	N	SW8260	11/10/2003	0.21	U	µg/L	0.21
34423	Methylene chloride	Pump	N	SW8260	11/10/2003	0.26	U	µg/L	0.26
77128	Styrene	Pump	N	SW8260	11/10/2003	0.17	U	µg/L	0.17
77562	1,1,1,2-Tetrachloroethane	Pump	N	SW8260	11/10/2003	0.15	U	µg/L	0.15
34516	1,1,2,2-Tetrachloroethane	Pump	N	SW8260	11/10/2003	0.11	U	µg/L	0.11
34475	Tetrachloroethene	Pump	N	SW8260	11/10/2003	0.11	U	µg/L	0.11
34010	Toluene	Pump	N	SW8260	11/10/2003	0.10	U	µg/L	0.10
34506	1,1,1-Trichloroethane	Pump	N	SW8260	11/10/2003	0.24	U	µg/L	0.24
34511	1,1,2-Trichloroethane	Pump	N	SW8260	11/10/2003	0.13	U	µg/L	0.13
39180	Trichloroethene	Pump	N	SW8260	11/10/2003	0.15	U	µg/L	0.15
34488	Trichlorofluoromethane	Pump	N	SW8260	11/10/2003	0.32	U	µg/L	0.32
77443	1,2,3-Trichloropropane	Pump	N	SW8260	11/10/2003	0.30	U	µg/L	0.30
77057	Vinyl acetate	Pump	N	SW8260	11/10/2003	0.15	U	µg/L	0.15
39175	Vinyl chloride	Pump	N	SW8260	11/10/2003	0.14	U	µg/L	0.14
34020	Xylenes, Total	Pump	N	SW8260	11/10/2003	0.29	U	µg/L	0.29

Data Qualifier Code Key:

*	Value exceeds Maximum Contaminant Level	I	Analyte detected below quantitation limits
S	Spike Recovery outside accepted recovery limits	U	Not Detected Above the MDL

Tomoka Semiannual GW
PARAMETER MONITORING REPORT
Ground Water (Rule 62-520.400,.420, .460)
Surface Water (Rule 62-302.500, .510, .503)
Leachate (Rule 62-701.510)
LAB Submission Number: F03100721
Sample Number: F03100721-042

Facility WACS:	64-00027540	**Sample Date/Time:**	10/29/2003 2:13:00 PM
Well/Sampling Point WACS:	15829	**Report Period:**	Tomoka October 03
Well/Sampling Point Name:	B-68	**Well Purged:**	YES
Classification of Groundwater:	G-II	**Well Type:**	Compliance
Ground Water Elevation: (NGVD):	22.94		

Storet Code	Parameter Monitored	Sampling Method	Filtered Y/N	Analysis Method	Analysis Date	Analysis Result	Q	Units	Detection Limits
	FIELD								
	Conductivity	Pump	N	FLD	10/29/2003	610		umhos/c	
	Depth To Water	Pump	N	FLD	10/29/2003	6.79			
	Dissolved Oxygen	Pump	N	FLD	10/29/2003	0.54		mg/L	
	pH	Pump	N	FLD	10/29/2003	5.80		S.U.	
	Reference Elevation	Pump	N	FLD	10/29/2003	29.73			
	Temperature	Pump	N	FLD	10/29/2003	24.6		deg C	
	Turbidity	Pump	N	FLD	10/29/2003	4.2		NTU	
	INORGANICS								
70300	Solids, Total Dissolved	Pump	N	E160.1	10/30/2003	400		mg/L	1.2
00940	Chloride	Pump	N	E300.0	10/31/2003	25		mg/L	0.61
00620	Nitrogen, Nitrate	Pump	N	E300.0	10/31/2003	0.016	U	mg/L	0.016
00945	Sulfate	Pump	N	E300.0	10/31/2003	12		mg/L	0.058
00610	Nitrogen, Ammonia (As N)	Pump	N	E350.1	11/5/2003	2.7		mg/L	0.0040
	METALS								
01002	Arsenic	Pump	N	SW6010	10/31/2003	2.0	U	µg/L	2.0
01007	Barium	Pump	N	SW6010	10/31/2003	49		µg/L	0.074
01012	Beryllium	Pump	N	SW6010	10/31/2003	0.12	U	µg/L	0.12
01027	Cadmium	Pump	N	SW6010	10/31/2003	0.24	U	µg/L	0.24
01034	Chromium	Pump	N	SW6010	10/31/2003	2.3	I	µg/L	0.60
01037	Cobalt	Pump	N	SW6010	10/31/2003	1.5	U	µg/L	1.5
01042	Copper	Pump	N	SW6010	10/31/2003	0.94	I	µg/L	0.58
01045	Iron	Pump	N	SW6010	10/31/2003	12000		µg/L	13
01051	Lead	Pump	N	SW6010	10/31/2003	1.8	U	µg/L	1.8
01067	Nickel	Pump	N	SW6010	10/31/2003	2.0	U	µg/L	2.0
01147	Selenium	Pump	N	SW6010	10/31/2003	4.0	U	µg/L	4.0
01077	Silver	Pump	N	SW6010	10/31/2003	1.4	U	µg/L	1.4
00929	Sodium	Pump	N	SW6010	10/31/2003	22000		µg/L	230
01087	Vanadium	Pump	N	SW6010	10/31/2003	3.0	I	µg/L	0.40
01092	Zinc	Pump	N	SW6010	10/31/2003	2.4	I	µg/L	2.3
01097	Antimony	Pump	N	SW7041	11/10/2003	0.35	U	µg/L	0.35

Data Qualifier Code Key:

*	Value exceeds Maximum Contaminant Level	I	Analyte detected below quantitation limits
S	Spike Recovery outside accepted recovery limits	U	Not Detected Above the MDL

Tomoka Semiannual GW
PARAMETER MONITORING REPORT
Ground Water (Rule 62-520.400,.420, .460)
Surface Water (Rule 62-302.500, .510, .503)
Leachate (Rule 62-701.510)
LAB Submission Number: F03100721
Sample Number: F03100721-042

Facility WACS:	64-00027540	**Sample Date/Time:**	10/29/2003 2:13:00 PM
Well/Sampling Point WACS:	15829	**Report Period:**	Tomoka October 03
Well/Sampling Point Name:	B-68	**Well Purged:**	YES
Classification of Groundwater:	G-II	**Well Type:**	Compliance
Ground Water Elevation: (NGVD):	22.94		

Storet Code	Parameter Monitored	Sampling Method	Filtered Y/N	Analysis Method	Analysis Date	Analysis Result	Q	Units	Detection Limits
71900	Mercury	Pump	N	SW7470	11/6/2003	0.036	I	µg/L	0.036
01059	Thallium	Pump	N	SW7841	11/10/2003	0.25	U	µg/L	0.25
	ORGANICS								
49146	1,2-Dibromo-3-chloropropane	Pump	N	SW8011	11/6/2003	0.0041	U	µg/L	0.0041
77651	Ethylene Dibromide	Pump	N	SW8011	11/6/2003	0.0038	U	µg/L	0.0038
81552	Acetone	Pump	N	SW8260	11/10/2003	0.91	U	µg/L	0.91
34215	Acrylonitrile	Pump	N	SW8260	11/10/2003	0.93	U	µg/L	0.93
34030	Benzene	Pump	N	SW8260	11/10/2003	0.31	U	µg/L	0.31
73085	Bromochloromethane	Pump	N	SW8260	11/10/2003	0.22	U	µg/L	0.22
32101	Bromodichloromethane	Pump	N	SW8260	11/10/2003	0.10	U	µg/L	0.10
32104	Bromoform	Pump	N	SW8260	11/10/2003	0.11	U	µg/L	0.11
34413	Bromomethane	Pump	N	SW8260	11/10/2003	0.12	U	µg/L	0.12
81595	2-Butanone	Pump	N	SW8260	11/10/2003	0.29	U	µg/L	0.29
77041	Carbon disulfide	Pump	N	SW8260	11/10/2003	0.25	U	µg/L	0.25
32102	Carbon tetrachloride	Pump	N	SW8260	11/10/2003	0.25	U	µg/L	0.25
34301	Chlorobenzene	Pump	N	SW8260	11/10/2003	0.10	U	µg/L	0.10
34311	Chloroethane	Pump	N	SW8260	11/10/2003	0.16	U	µg/L	0.16
32106	Chloroform	Pump	N	SW8260	11/10/2003	0.28	U	µg/L	0.28
34418	Chloromethane	Pump	N	SW8260	11/10/2003	0.31	U	µg/L	0.31
32105	Dibromochloromethane	Pump	N	SW8260	11/10/2003	0.16	U	µg/L	0.16
77596	Dibromomethane	Pump	N	SW8260	11/10/2003	0.13	U	µg/L	0.13
77268	trans-1,4-Dichloro-2-butene	Pump	N	SW8260	11/10/2003	0.14	U	µg/L	0.14
34536	1,2-Dichlorobenzene	Pump	N	SW8260	11/10/2003	0.18	U	µg/L	0.18
34571	1,4-Dichlorobenzene	Pump	N	SW8260	11/10/2003	0.10	U	µg/L	0.10
34496	1,1-Dichloroethane	Pump	N	SW8260	11/10/2003	0.30	U	µg/L	0.30
34531	1,2-Dichloroethane	Pump	N	SW8260	11/10/2003	0.10	U	µg/L	0.10
34501	1,1-Dichloroethene	Pump	N	SW8260	11/10/2003	0.10	U	µg/L	0.10
77093	cis-1,2-Dichloroethene	Pump	N	SW8260	11/10/2003	0.15	U	µg/L	0.15
34546	trans-1,2-Dichloroethene	Pump	N	SW8260	11/10/2003	0.17	U	µg/L	0.17
34541	1,2-Dichloropropane	Pump	N	SW8260	11/10/2003	0.12	U	µg/L	0.12
34704	cis-1,3-Dichloropropene	Pump	N	SW8260	11/10/2003	0.070	U	µg/L	0.070
34699	trans-1,3-Dichloropropene	Pump	N	SW8260	11/10/2003	0.11	U	µg/L	0.11

Data Qualifier Code Key:

*	Value exceeds Maximum Contaminant Level	I	Analyte detected below quantitation limits
S	Spike Recovery outside accepted recovery limits	U	Not Detected Above the MDL

Tomoka Semiannual GW
PARAMETER MONITORING REPORT
Ground Water (Rule 62-520.400,.420, .460)
Surface Water (Rule 62-302.500, .510, .503)
Leachate (Rule 62-701.510)
LAB Submission Number: F03100721
Sample Number: F03100721-042

Facility WACS:	64-00027540	**Sample Date/Time:**	10/29/2003 2:13:00 PM
Well/Sampling Point WACS:	15829	**Report Period:**	Tomoka October 03
Well/Sampling Point Name:	B-68	**Well Purged:**	YES
Classification of Groundwater:	G-II	**Well Type:**	Compliance
Ground Water Elevation: (NGVD):	22.94		

Storet Code	Parameter Monitored	Sampling Method	Filtered Y/N	Analysis Method	Analysis Date	Analysis Result	Q	Units	Detection Limits
34371	Ethylbenzene	Pump	N	SW8260	11/10/2003	0.12	U	µg/L	0.12
77103	2-Hexanone	Pump	N	SW8260	11/10/2003	0.26	U	µg/L	0.26
77424	Iodomethane	Pump	N	SW8260	11/10/2003	0.38	U	µg/L	0.38
81596	4-Methyl-2-pentanone	Pump	N	SW8260	11/10/2003	0.21	U	µg/L	0.21
34423	Methylene chloride	Pump	N	SW8260	11/10/2003	0.26	U	µg/L	0.26
77128	Styrene	Pump	N	SW8260	11/10/2003	0.17	U	µg/L	0.17
77562	1,1,1,2-Tetrachloroethane	Pump	N	SW8260	11/10/2003	0.15	U	µg/L	0.15
34516	1,1,2,2-Tetrachloroethane	Pump	N	SW8260	11/10/2003	0.11	U	µg/L	0.11
34475	Tetrachloroethene	Pump	N	SW8260	11/10/2003	0.11	U	µg/L	0.11
34010	Toluene	Pump	N	SW8260	11/10/2003	0.12	I	µg/L	0.10
34506	1,1,1-Trichloroethane	Pump	N	SW8260	11/10/2003	0.24	U	µg/L	0.24
34511	1,1,2-Trichloroethane	Pump	N	SW8260	11/10/2003	0.13	U	µg/L	0.13
39180	Trichloroethene	Pump	N	SW8260	11/10/2003	0.15	U	µg/L	0.15
34488	Trichlorofluoromethane	Pump	N	SW8260	11/10/2003	0.32	U	µg/L	0.32
77443	1,2,3-Trichloropropane	Pump	N	SW8260	11/10/2003	0.30	U	µg/L	0.30
77057	Vinyl acetate	Pump	N	SW8260	11/10/2003	0.15	U	µg/L	0.15
39175	Vinyl chloride	Pump	N	SW8260	11/10/2003	0.14	U	µg/L	0.14
34020	Xylenes, Total	Pump	N	SW8260	11/10/2003	0.29	U	µg/L	0.29

Data Qualifier Code Key:

*	Value exceeds Maximum Contaminant Level	I	Analyte detected below quantitation limits
S	Spike Recovery outside accepted recovery limits	U	Not Detected Above the MDL

Tomoka Semiannual GW
PARAMETER MONITORING REPORT
Ground Water (Rule 62-520.400,.420, .460)
Surface Water (Rule 62-302.500, .510, .503)
Leachate (Rule 62-701.510)
LAB Submission Number: F03100721
Sample Number: F03100721-043

Facility WACS:	64-00027540	**Sample Date/Time:**	10/31/2003 11:36:00 AM
Well/Sampling Point WACS:	19800	**Report Period:**	Tomoka October 03
Well/Sampling Point Name:	B-70-1	**Well Purged:**	YES
Classification of Groundwater:	G-II	**Well Type:**	Compliance
Ground Water Elevation: (NGVD):	21.09		

Storet Code	Parameter Monitored	Sampling Method	Filtered Y/N	Analysis Method	Analysis Date	Analysis Result	Q	Units	Detection Limits
	FIELD								
	Conductivity	Pump	N	FLD	10/31/2003	145		umhos/c	
	Depth To Water	Pump	N	FLD	10/31/2003	10.16			
	Dissolved Oxygen	Pump	N	FLD	10/31/2003	0.54		mg/L	
	pH	Pump	N	FLD	10/31/2003	5.86		S.U.	
	Reference Elevation	Pump	N	FLD	10/31/2003	31.25			
	Temperature	Pump	N	FLD	10/31/2003	23.3		deg C	
	Turbidity	Pump	N	FLD	10/31/2003	1.8		NTU	
	INORGANICS								
70300	Solids, Total Dissolved	Pump	N	E160.1	11/3/2003	110		mg/L	1.2
00940	Chloride	Pump	N	E300.0	11/1/2003	17		mg/L	0.10
00620	Nitrogen, Nitrate	Pump	N	E300.0	11/1/2003	0.016	U	mg/L	0.016
00945	Sulfate	Pump	N	E300.0	11/1/2003	6.6		mg/L	0.058
00610	Nitrogen, Ammonia (As N)	Pump	N	E350.1	11/5/2003	0.095		mg/L	0.0040
	METALS								
01002	Arsenic	Pump	N	SW6010	11/3/2003	2.0	U	µg/L	2.0
01007	Barium	Pump	N	SW6010	11/3/2003	9.3	I	µg/L	0.074
01012	Beryllium	Pump	N	SW6010	11/3/2003	0.30	I	µg/L	0.12
01027	Cadmium	Pump	N	SW6010	11/3/2003	0.24	U	µg/L	0.24
01034	Chromium	Pump	N	SW6010	11/3/2003	1.2	I	µg/L	0.60
01037	Cobalt	Pump	N	SW6010	11/3/2003	1.5	U	µg/L	1.5
01042	Copper	Pump	N	SW6010	11/3/2003	0.58	U	µg/L	0.58
01045	Iron	Pump	N	SW6010	11/3/2003	2000		µg/L	13
01051	Lead	Pump	N	SW6010	11/3/2003	1.8	U	µg/L	1.8
01067	Nickel	Pump	N	SW6010	11/3/2003	2.0	U	µg/L	2.0
01147	Selenium	Pump	N	SW6010	11/3/2003	4.0	U	µg/L	4.0
01077	Silver	Pump	N	SW6010	11/3/2003	1.4	U	µg/L	1.4
00929	Sodium	Pump	N	SW6010	11/3/2003	13000		µg/L	230
01087	Vanadium	Pump	N	SW6010	11/3/2003	0.76	I	µg/L	0.40
01092	Zinc	Pump	N	SW6010	11/3/2003	8.9	I	µg/L	2.3
01097	Antimony	Pump	N	SW7041	11/4/2003	0.35	U	µg/L	0.35

Data Qualifier Code Key:

*	Value exceeds Maximum Contaminant Level	I	Analyte detected below quantitation limits
S	Spike Recovery outside accepted recovery limits	U	Not Detected Above the MDL

Tomoka Semiannual GW
PARAMETER MONITORING REPORT
Ground Water (Rule 62-520.400,.420, .460)
Surface Water (Rule 62-302.500, .510, .503)
Leachate (Rule 62-701.510)
LAB Submission Number: F03100721
Sample Number: F03100721-043

Facility WACS:	64-00027540	**Sample Date/Time:**	10/31/2003 11:36:00 AM
Well/Sampling Point WACS:	19800	**Report Period:**	Tomoka October 03
Well/Sampling Point Name:	B-70-1	**Well Purged:**	YES
Classification of Groundwater:	G-II	**Well Type:**	Compliance
Ground Water Elevation: (NGVD):	21.09		

Storet Code	Parameter Monitored	Sampling Method	Filtered Y/N	Analysis Method	Analysis Date	Analysis Result	Q	Units	Detection Limits
71900	Mercury	Pump	N	SW7470	11/6/2003	0.040	I	µg/L	0.036
01059	Thallium	Pump	N	SW7841	11/12/2003	0.53	I	µg/L	0.25
	ORGANICS								
49146	1,2-Dibromo-3-chloropropane	Pump	N	SW8011	11/6/2003	0.0041	U	µg/L	0.0041
77651	Ethylene Dibromide	Pump	N	SW8011	11/6/2003	0.0038	U	µg/L	0.0038
81552	Acetone	Pump	N	SW8260	11/10/2003	0.91	U	µg/L	0.91
34215	Acrylonitrile	Pump	N	SW8260	11/10/2003	0.93	U	µg/L	0.93
34030	Benzene	Pump	N	SW8260	11/10/2003	0.31	U	µg/L	0.31
73085	Bromochloromethane	Pump	N	SW8260	11/10/2003	0.22	U	µg/L	0.22
32101	Bromodichloromethane	Pump	N	SW8260	11/10/2003	0.10	U	µg/L	0.10
32104	Bromoform	Pump	N	SW8260	11/10/2003	0.11	U	µg/L	0.11
34413	Bromomethane	Pump	N	SW8260	11/10/2003	0.12	U	µg/L	0.12
81595	2-Butanone	Pump	N	SW8260	11/10/2003	0.29	U	µg/L	0.29
77041	Carbon disulfide	Pump	N	SW8260	11/10/2003	0.25	U	µg/L	0.25
32102	Carbon tetrachloride	Pump	N	SW8260	11/10/2003	0.25	U	µg/L	0.25
34301	Chlorobenzene	Pump	N	SW8260	11/10/2003	0.10	U	µg/L	0.10
34311	Chloroethane	Pump	N	SW8260	11/10/2003	0.16	U	µg/L	0.16
32106	Chloroform	Pump	N	SW8260	11/10/2003	0.28	U	µg/L	0.28
34418	Chloromethane	Pump	N	SW8260	11/10/2003	0.31	U	µg/L	0.31
32105	Dibromochloromethane	Pump	N	SW8260	11/10/2003	0.16	U	µg/L	0.16
77596	Dibromomethane	Pump	N	SW8260	11/10/2003	0.13	U	µg/L	0.13
77268	trans-1,4-Dichloro-2-butene	Pump	N	SW8260	11/10/2003	0.14	U	µg/L	0.14
34536	1,2-Dichlorobenzene	Pump	N	SW8260	11/10/2003	0.18	U	µg/L	0.18
34571	1,4-Dichlorobenzene	Pump	N	SW8260	11/10/2003	0.10	U	µg/L	0.10
34496	1,1-Dichloroethane	Pump	N	SW8260	11/10/2003	0.30	U	µg/L	0.30
34531	1,2-Dichloroethane	Pump	N	SW8260	11/10/2003	0.10	U	µg/L	0.10
34501	1,1-Dichloroethene	Pump	N	SW8260	11/10/2003	0.10	U	µg/L	0.10
77093	cis-1,2-Dichloroethene	Pump	N	SW8260	11/10/2003	0.15	U	µg/L	0.15
34546	trans-1,2-Dichloroethene	Pump	N	SW8260	11/10/2003	0.17	U	µg/L	0.17
34541	1,2-Dichloropropane	Pump	N	SW8260	11/10/2003	0.12	U	µg/L	0.12
34704	cis-1,3-Dichloropropene	Pump	N	SW8260	11/10/2003	0.070	U	µg/L	0.070
34699	trans-1,3-Dichloropropene	Pump	N	SW8260	11/10/2003	0.11	U	µg/L	0.11

Data Qualifier Code Key:

*	Value exceeds Maximum Contaminant Level	I	Analyte detected below quantitation limits
S	Spike Recovery outside accepted recovery limits	U	Not Detected Above the MDL

Tomoka Semiannual GW
PARAMETER MONITORING REPORT
Ground Water (Rule 62-520.400,.420, .460)
Surface Water (Rule 62-302.500, .510, .503)
Leachate (Rule 62-701.510)
LAB Submission Number: F03100721
Sample Number: F03100721-043

Facility WACS:	64-00027540	**Sample Date/Time:**	10/31/2003 11:36:00 AM
Well/Sampling Point WACS:	19800	**Report Period:**	Tomoka October 03
Well/Sampling Point Name:	B-70-1	**Well Purged:**	YES
Classification of Groundwater:	G-II	**Well Type:**	Compliance
Ground Water Elevation: (NGVD):	21.09		

Storet Code	Parameter Monitored	Sampling Method	Filtered Y/N	Analysis Method	Analysis Date	Analysis Result	Q	Units	Detection Limits
34371	Ethylbenzene	Pump	N	SW8260	11/10/2003	0.12	U	µg/L	0.12
77103	2-Hexanone	Pump	N	SW8260	11/10/2003	0.26	U	µg/L	0.26
77424	Iodomethane	Pump	N	SW8260	11/10/2003	0.38	U	µg/L	0.38
81596	4-Methyl-2-pentanone	Pump	N	SW8260	11/10/2003	0.21	U	µg/L	0.21
34423	Methylene chloride	Pump	N	SW8260	11/10/2003	0.26	U	µg/L	0.26
77128	Styrene	Pump	N	SW8260	11/10/2003	0.17	U	µg/L	0.17
77562	1,1,1,2-Tetrachloroethane	Pump	N	SW8260	11/10/2003	0.15	U	µg/L	0.15
34516	1,1,2,2-Tetrachloroethane	Pump	N	SW8260	11/10/2003	0.11	U	µg/L	0.11
34475	Tetrachloroethene	Pump	N	SW8260	11/10/2003	0.11	U	µg/L	0.11
34010	Toluene	Pump	N	SW8260	11/10/2003	0.10	U	µg/L	0.10
34506	1,1,1-Trichloroethane	Pump	N	SW8260	11/10/2003	0.24	U	µg/L	0.24
34511	1,1,2-Trichloroethane	Pump	N	SW8260	11/10/2003	0.13	U	µg/L	0.13
39180	Trichloroethene	Pump	N	SW8260	11/10/2003	0.15	U	µg/L	0.15
34488	Trichlorofluoromethane	Pump	N	SW8260	11/10/2003	0.32	U	µg/L	0.32
77443	1,2,3-Trichloropropane	Pump	N	SW8260	11/10/2003	0.30	U	µg/L	0.30
77057	Vinyl acetate	Pump	N	SW8260	11/10/2003	0.15	U	µg/L	0.15
39175	Vinyl chloride	Pump	N	SW8260	11/10/2003	0.14	U	µg/L	0.14
34020	Xylenes, Total	Pump	N	SW8260	11/10/2003	0.29	U	µg/L	0.29

Data Qualifier Code Key:

*	Value exceeds Maximum Contaminant Level	I	Analyte detected below quantitation limits
S	Spike Recovery outside accepted recovery limits	U	Not Detected Above the MDL

Tomoka Semiannual GW
PARAMETER MONITORING REPORT
Ground Water (Rule 62-520.400,.420, .460)
Surface Water (Rule 62-302.500, .510, .503)
Leachate (Rule 62-701.510)
LAB Submission Number: F03100721
Sample Number: F03100721-044

Facility WACS:	64-00027540	**Sample Date/Time:**	10/31/2003 11:34:00 AM
Well/Sampling Point WACS:	19801	**Report Period:**	Tomoka October 03
Well/Sampling Point Name:	B-70-2	**Well Purged:**	YES
Classification of Groundwater:	G-II	**Well Type:**	Detection
Ground Water Elevation: (NGVD):	21.26		

Storet Code	Parameter Monitored	Sampling Method	Filtered Y/N	Analysis Method	Analysis Date	Analysis Result	Q	Units	Detection Limits
	FIELD								
	Conductivity	Pump	N	FLD	10/31/2003	128		umhos/c	
	Depth To Water	Pump	N	FLD	10/31/2003	10.25			
	Dissolved Oxygen	Pump	N	FLD	10/31/2003	0.96		mg/L	
	pH	Pump	N	FLD	10/31/2003	5.33		S.U.	
	Reference Elevation	Pump	N	FLD	10/31/2003	31.51			
	Temperature	Pump	N	FLD	10/31/2003	25.0		deg C	
	Turbidity	Pump	N	FLD	10/31/2003	19.0		NTU	
	INORGANICS								
70300	Solids, Total Dissolved	Pump	N	E160.1	11/3/2003	130		mg/L	1.2
00940	Chloride	Pump	N	E300.0	11/1/2003	7.9		mg/L	0.10
00620	Nitrogen, Nitrate	Pump	N	E300.0	11/1/2003	0.016	U	mg/L	0.016
00945	Sulfate	Pump	N	E300.0	11/1/2003	27		mg/L	0.058
00610	Nitrogen, Ammonia (As N)	Pump	N	E350.1	11/5/2003	0.067		mg/L	0.0040
	METALS								
01002	Arsenic	Pump	N	SW6010	11/5/2003	2.9	I	µg/L	2.0
01007	Barium	Pump	N	SW6010	11/5/2003	19		µg/L	0.074
01012	Beryllium	Pump	N	SW6010	11/5/2003	0.41	I	µg/L	0.12
01027	Cadmium	Pump	N	SW6010	11/5/2003	0.24	U	µg/L	0.24
01034	Chromium	Pump	N	SW6010	11/5/2003	4.8	I	µg/L	0.60
01037	Cobalt	Pump	N	SW6010	11/5/2003	1.5	U	µg/L	1.5
01042	Copper	Pump	N	SW6010	11/5/2003	0.58	U	µg/L	0.58
01045	Iron	Pump	N	SW6010	11/5/2003	7400		µg/L	13
01051	Lead	Pump	N	SW6010	11/5/2003	2.5	I	µg/L	1.8
01067	Nickel	Pump	N	SW6010	11/5/2003	2.0	U	µg/L	2.0
01147	Selenium	Pump	N	SW6010	11/5/2003	4.0	U	µg/L	4.0
01077	Silver	Pump	N	SW6010	11/5/2003	1.4	U	µg/L	1.4
00929	Sodium	Pump	N	SW6010	11/5/2003	8200		µg/L	230
01087	Vanadium	Pump	N	SW6010	11/5/2003	13		µg/L	0.40
01092	Zinc	Pump	N	SW6010	11/5/2003	2.3	U	µg/L	2.3
01097	Antimony	Pump	N	SW7041	11/4/2003	0.35	U	µg/L	0.35

Data Qualifier Code Key:
- * Value exceeds Maximum Contaminant Level
- S Spike Recovery outside accepted recovery limits
- I Analyte detected below quantitation limits
- U Not Detected Above the MDL

Tomoka Semiannual GW
PARAMETER MONITORING REPORT
Ground Water (Rule 62-520.400,.420, .460)
Surface Water (Rule 62-302.500, .510, .503)
Leachate (Rule 62-701.510)
LAB Submission Number: F03100721
Sample Number: F03100721-044

Facility WACS:	64-00027540	**Sample Date/Time:**	10/31/2003 11:34:00 AM
Well/Sampling Point WACS:		**Report Period:**	Tomoka October 03
Well/Sampling Point Name:	B-70-2	**Well Purged:**	YES
Classification of Groundwater:	G-II	**Well Type:**	Detection
Ground Water Elevation: (NGVD):	21.26		

Storet Code	Parameter Monitored	Sampling Method	Filtered Y/N	Analysis Method	Analysis Date	Analysis Result	Q	Units	Detection Limits
71900	Mercury	Pump	N	SW7470	11/6/2003	0.044	I	µg/L	0.036
01059	Thallium	Pump	N	SW7841	11/12/2003	0.33	I	µg/L	0.25
	ORGANICS								
49146	1,2-Dibromo-3-chloropropane	Pump	N	SW8011	11/6/2003	0.0041	U	µg/L	0.0041
77651	Ethylene Dibromide	Pump	N	SW8011	11/6/2003	0.0038	U	µg/L	0.0038
81552	Acetone	Pump	N	SW8260	11/10/2003	0.91	U	µg/L	0.91
34215	Acrylonitrile	Pump	N	SW8260	11/10/2003	0.93	U	µg/L	0.93
34030	Benzene	Pump	N	SW8260	11/10/2003	0.31	U	µg/L	0.31
73085	Bromochloromethane	Pump	N	SW8260	11/10/2003	0.22	U	µg/L	0.22
32101	Bromodichloromethane	Pump	N	SW8260	11/10/2003	0.10	U	µg/L	0.10
32104	Bromoform	Pump	N	SW8260	11/10/2003	0.11	U	µg/L	0.11
34413	Bromomethane	Pump	N	SW8260	11/10/2003	0.12	U	µg/L	0.12
81595	2-Butanone	Pump	N	SW8260	11/10/2003	0.29	U	µg/L	0.29
77041	Carbon disulfide	Pump	N	SW8260	11/10/2003	0.25	U	µg/L	0.25
32102	Carbon tetrachloride	Pump	N	SW8260	11/10/2003	0.25	U	µg/L	0.25
34301	Chlorobenzene	Pump	N	SW8260	11/10/2003	0.10	U	µg/L	0.10
34311	Chloroethane	Pump	N	SW8260	11/10/2003	0.16	U	µg/L	0.16
32106	Chloroform	Pump	N	SW8260	11/10/2003	0.28	U	µg/L	0.28
34418	Chloromethane	Pump	N	SW8260	11/10/2003	0.31	U	µg/L	0.31
32105	Dibromochloromethane	Pump	N	SW8260	11/10/2003	0.16	U	µg/L	0.16
77596	Dibromomethane	Pump	N	SW8260	11/10/2003	0.13	U	µg/L	0.13
77268	trans-1,4-Dichloro-2-butene	Pump	N	SW8260	11/10/2003	0.14	U	µg/L	0.14
34536	1,2-Dichlorobenzene	Pump	N	SW8260	11/10/2003	0.18	U	µg/L	0.18
34571	1,4-Dichlorobenzene	Pump	N	SW8260	11/10/2003	0.10	U	µg/L	0.10
34496	1,1-Dichloroethane	Pump	N	SW8260	11/10/2003	0.30	U	µg/L	0.30
34531	1,2-Dichloroethane	Pump	N	SW8260	11/10/2003	0.10	U	µg/L	0.10
34501	1,1-Dichloroethene	Pump	N	SW8260	11/10/2003	0.10	U	µg/L	0.10
77093	cis-1,2-Dichloroethene	Pump	N	SW8260	11/10/2003	0.15	U	µg/L	0.15
34546	trans-1,2-Dichloroethene	Pump	N	SW8260	11/10/2003	0.17	U	µg/L	0.17
34541	1,2-Dichloropropane	Pump	N	SW8260	11/10/2003	0.12	U	µg/L	0.12
34704	cis-1,3-Dichloropropene	Pump	N	SW8260	11/10/2003	0.070	U	µg/L	0.070
34699	trans-1,3-Dichloropropene	Pump	N	SW8260	11/10/2003	0.11	U	µg/L	0.11

Data Qualifier Code Key:

*	Value exceeds Maximum Contaminant Level	I	Analyte detected below quantitation limits
S	Spike Recovery outside accepted recovery limits	U	Not Detected Above the MDL

Tomoka Semiannual GW
PARAMETER MONITORING REPORT
Ground Water (Rule 62-520.400,.420, .460)
Surface Water (Rule 62-302.500, .510, .503)
Leachate (Rule 62-701.510)
LAB Submission Number: F03100721
Sample Number: F03100721-044

Facility WACS:	64-00027540	**Sample Date/Time:**	10/31/2003 11:34:00 AM
Well/Sampling Point WACS:		**Report Period:**	Tomoka October 03
Well/Sampling Point Name:	B-70-2	**Well Purged:**	YES
Classification of Groundwater:	G-II	**Well Type:**	Detection
Ground Water Elevation: (NGVD):	21.26		

Storet Code	Parameter Monitored	Sampling Method	Filtered Y/N	Analysis Method	Analysis Date	Analysis Result	Q	Units	Detection Limits
34371	Ethylbenzene	Pump	N	SW8260	11/10/2003	0.12	U	µg/L	0.12
77103	2-Hexanone	Pump	N	SW8260	11/10/2003	0.26	U	µg/L	0.26
77424	Iodomethane	Pump	N	SW8260	11/10/2003	0.38	U	µg/L	0.38
81596	4-Methyl-2-pentanone	Pump	N	SW8260	11/10/2003	0.21	U	µg/L	0.21
34423	Methylene chloride	Pump	N	SW8260	11/10/2003	0.26	U	µg/L	0.26
77128	Styrene	Pump	N	SW8260	11/10/2003	0.17	U	µg/L	0.17
77562	1,1,1,2-Tetrachloroethane	Pump	N	SW8260	11/10/2003	0.15	U	µg/L	0.15
34516	1,1,2,2-Tetrachloroethane	Pump	N	SW8260	11/10/2003	0.11	U	µg/L	0.11
34475	Tetrachloroethene	Pump	N	SW8260	11/10/2003	0.11	U	µg/L	0.11
34010	Toluene	Pump	N	SW8260	11/10/2003	0.10	U	µg/L	0.10
34506	1,1,1-Trichloroethane	Pump	N	SW8260	11/10/2003	0.24	U	µg/L	0.24
34511	1,1,2-Trichloroethane	Pump	N	SW8260	11/10/2003	0.13	U	µg/L	0.13
39180	Trichloroethene	Pump	N	SW8260	11/10/2003	0.15	U	µg/L	0.15
34488	Trichlorofluoromethane	Pump	N	SW8260	11/10/2003	0.32	U	µg/L	0.32
77443	1,2,3-Trichloropropane	Pump	N	SW8260	11/10/2003	0.30	U	µg/L	0.30
77057	Vinyl acetate	Pump	N	SW8260	11/10/2003	0.15	U	µg/L	0.15
39175	Vinyl chloride	Pump	N	SW8260	11/10/2003	0.14	U	µg/L	0.14
34020	Xylenes, Total	Pump	N	SW8260	11/10/2003	0.29	U	µg/L	0.29

Data Qualifier Code Key:

*	Value exceeds Maximum Contaminant Level	I	Analyte detected below quantitation limits
S	Spike Recovery outside accepted recovery limits	U	Not Detected Above the MDL

Tomoka Semiannual GW
PARAMETER MONITORING REPORT
Ground Water (Rule 62-520.400,.420, .460)
Surface Water (Rule 62-302.500, .510, .503)
Leachate (Rule 62-701.510)
LAB Submission Number: F03100721
Sample Number: F03100721-045

Facility WACS:	64-00027540	**Sample Date/Time:**	10/30/2003 1:12:00 PM
Well/Sampling Point WACS:	19802	**Report Period:**	Tomoka October 03
Well/Sampling Point Name:	B-71	**Well Purged:**	YES
Classification of Groundwater:	G-II	**Well Type:**	Detection
Ground Water Elevation: (NGVD):	22.94		

Storet Code	Parameter Monitored	Sampling Method	Filtered Y/N	Analysis Method	Analysis Date	Analysis Result	Q	Units	Detection Limits
	FIELD								
	Conductivity		N	FLD	10/30/2003	256		umhos/c	
	Depth To Water		N	FLD	10/30/2003	7.82			
	Dissolved Oxygen		N	FLD	10/30/2003	0.22		mg/L	
	pH		N	FLD	10/30/2003	4.95		S.U.	
	Reference Elevation		N	FLD	10/30/2003	30.76			
	Temperature		N	FLD	10/30/2003	25.4		deg C	
	Turbidity		N	FLD	10/30/2003	2.5		NTU	
	INORGANICS								
70300	Solids, Total Dissolved		N	E160.1	10/31/2003	180		mg/L	1.2
00940	Chloride		N	E300.0	10/31/2003	19		mg/L	0.10
00620	Nitrogen, Nitrate		N	E300.0	10/31/2003	0.016	U	mg/L	0.016
00945	Sulfate		N	E300.0	10/31/2003	54		mg/L	0.058
00610	Nitrogen, Ammonia (As N)		N	E350.1	11/5/2003	0.50		mg/L	0.0040
	METALS								
01002	Arsenic		N	SW6010	11/3/2003	2.6	I	µg/L	2.0
01007	Barium		N	SW6010	11/3/2003	36		µg/L	0.074
01012	Beryllium		N	SW6010	11/3/2003	0.44	I	µg/L	0.12
01027	Cadmium		N	SW6010	11/3/2003	0.24	U	µg/L	0.24
01034	Chromium		N	SW6010	11/3/2003	6.1		µg/L	0.60
01037	Cobalt		N	SW6010	11/3/2003	1.5	U	µg/L	1.5
01042	Copper		N	SW6010	11/3/2003	0.58	U	µg/L	0.58
01045	Iron		N	SW6010	11/3/2003	13000		µg/L	13
01051	Lead		N	SW6010	11/3/2003	1.8	U	µg/L	1.8
01067	Nickel		N	SW6010	11/3/2003	2.0	U	µg/L	2.0
01147	Selenium		N	SW6010	11/3/2003	4.0	U	µg/L	4.0
01077	Silver		N	SW6010	11/3/2003	1.4	U	µg/L	1.4
00929	Sodium		N	SW6010	11/3/2003	16000		µg/L	230
01087	Vanadium		N	SW6010	11/3/2003	20		µg/L	0.40
01092	Zinc		N	SW6010	11/3/2003	7.0	I	µg/L	2.3
01097	Antimony		N	SW7041	11/10/2003	0.35	U	µg/L	0.35

Data Qualifier Code Key:

*	Value exceeds Maximum Contaminant Level	I	Analyte detected below quantitation limits
S	Spike Recovery outside accepted recovery limits	U	Not Detected Above the MDL

Tomoka Semiannual GW
PARAMETER MONITORING REPORT
Ground Water (Rule 62-520.400,.420, .460)
Surface Water (Rule 62-302.500, .510, .503)
Leachate (Rule 62-701.510)
LAB Submission Number: F03100721
Sample Number: F03100721-045

Facility WACS:	64-00027540	**Sample Date/Time:**	10/30/2003 1:12:00 PM
Well/Sampling Point WACS:		**Report Period:**	Tomoka October 03
Well/Sampling Point Name:	B-71	**Well Purged:**	YES
Classification of Groundwater:	G-II	**Well Type:**	Detection
Ground Water Elevation: (NGVD):	22.94		

Storet Code	Parameter Monitored	Sampling Method	Filtered Y/N	Analysis Method	Analysis Date	Analysis Result	Q	Units	Detection Limits
71900	Mercury		N	SW7470	11/6/2003	0.036	U	µg/L	0.036
01059	Thallium		N	SW7841	11/10/2003	0.25	U	µg/L	0.25
	ORGANICS								
49146	1,2-Dibromo-3-chloropropane		N	SW8011	11/6/2003	0.0041	U	µg/L	0.0041
77651	Ethylene Dibromide		N	SW8011	11/6/2003	0.0038	U	µg/L	0.0038
81552	Acetone		N	SW8260	11/10/2003	0.91	U	µg/L	0.91
34215	Acrylonitrile		N	SW8260	11/10/2003	0.93	U	µg/L	0.93
34030	Benzene		N	SW8260	11/10/2003	0.31	U	µg/L	0.31
73085	Bromochloromethane		N	SW8260	11/10/2003	0.22	U	µg/L	0.22
32101	Bromodichloromethane		N	SW8260	11/10/2003	0.10	U	µg/L	0.10
32104	Bromoform		N	SW8260	11/10/2003	0.11	U	µg/L	0.11
34413	Bromomethane		N	SW8260	11/10/2003	0.12	U	µg/L	0.12
81595	2-Butanone		N	SW8260	11/10/2003	0.29	U	µg/L	0.29
77041	Carbon disulfide		N	SW8260	11/10/2003	0.25	U	µg/L	0.25
32102	Carbon tetrachloride		N	SW8260	11/10/2003	0.25	U	µg/L	0.25
34301	Chlorobenzene		N	SW8260	11/10/2003	0.10	U	µg/L	0.10
34311	Chloroethane		N	SW8260	11/10/2003	0.16	U	µg/L	0.16
32106	Chloroform		N	SW8260	11/10/2003	0.28	U	µg/L	0.28
34418	Chloromethane		N	SW8260	11/10/2003	0.31	U	µg/L	0.31
32105	Dibromochloromethane		N	SW8260	11/10/2003	0.16	U	µg/L	0.16
77596	Dibromomethane		N	SW8260	11/10/2003	0.13	U	µg/L	0.13
77268	trans-1,4-Dichloro-2-butene		N	SW8260	11/10/2003	0.14	U	µg/L	0.14
34536	1,2-Dichlorobenzene		N	SW8260	11/10/2003	0.18	U	µg/L	0.18
34571	1,4-Dichlorobenzene		N	SW8260	11/10/2003	0.10	U	µg/L	0.10
34496	1,1-Dichloroethane		N	SW8260	11/10/2003	0.30	U	µg/L	0.30
34531	1,2-Dichloroethane		N	SW8260	11/10/2003	0.10	U	µg/L	0.10
34501	1,1-Dichloroethene		N	SW8260	11/10/2003	0.10	U	µg/L	0.10
77093	cis-1,2-Dichloroethene		N	SW8260	11/10/2003	0.15	U	µg/L	0.15
34546	trans-1,2-Dichloroethene		N	SW8260	11/10/2003	0.17	U	µg/L	0.17
34541	1,2-Dichloropropane		N	SW8260	11/10/2003	0.12	U	µg/L	0.12
34704	cis-1,3-Dichloropropene		N	SW8260	11/10/2003	0.070	U	µg/L	0.070
34699	trans-1,3-Dichloropropene		N	SW8260	11/10/2003	0.11	U	µg/L	0.11

Data Qualifier Code Key:

*	Value exceeds Maximum Contaminant Level	I	Analyte detected below quantitation limits
S	Spike Recovery outside accepted recovery limits	U	Not Detected Above the MDL

Tomoka Semiannual GW
PARAMETER MONITORING REPORT
Ground Water (Rule 62-520.400,.420, .460)
Surface Water (Rule 62-302.500, .510, .503)
Leachate (Rule 62-701.510)
LAB Submission Number: F03100721
Sample Number: F03100721-045

Facility WACS:	64-00027540	**Sample Date/Time:**	10/30/2003 1:12:00 PM
Well/Sampling Point WACS:		**Report Period:**	Tomoka October 03
Well/Sampling Point Name:	B-71	**Well Purged:**	YES
Classification of Groundwater:	G-II	**Well Type:**	Detection
Ground Water Elevation: (NGVD):	22.94		

Storet Code	Parameter Monitored	Sampling Method	Filtered Y/N	Analysis Method	Analysis Date	Analysis Result	Q	Units	Detection Limits
34371	Ethylbenzene		N	SW8260	11/10/2003	0.12	U	µg/L	0.12
77103	2-Hexanone		N	SW8260	11/10/2003	0.26	U	µg/L	0.26
77424	Iodomethane		N	SW8260	11/10/2003	0.38	U	µg/L	0.38
81596	4-Methyl-2-pentanone		N	SW8260	11/10/2003	0.21	U	µg/L	0.21
34423	Methylene chloride		N	SW8260	11/10/2003	0.26	U	µg/L	0.26
77128	Styrene		N	SW8260	11/10/2003	0.17	U	µg/L	0.17
77562	1,1,1,2-Tetrachloroethane		N	SW8260	11/10/2003	0.15	U	µg/L	0.15
34516	1,1,2,2-Tetrachloroethane		N	SW8260	11/10/2003	0.11	U	µg/L	0.11
34475	Tetrachloroethene		N	SW8260	11/10/2003	0.11	U	µg/L	0.11
34010	Toluene		N	SW8260	11/10/2003	0.10	U	µg/L	0.10
34506	1,1,1-Trichloroethane		N	SW8260	11/10/2003	0.24	U	µg/L	0.24
34511	1,1,2-Trichloroethane		N	SW8260	11/10/2003	0.13	U	µg/L	0.13
39180	Trichloroethene		N	SW8260	11/10/2003	0.15	U	µg/L	0.15
34488	Trichlorofluoromethane		N	SW8260	11/10/2003	0.32	U	µg/L	0.32
77443	1,2,3-Trichloropropane		N	SW8260	11/10/2003	0.30	U	µg/L	0.30
77057	Vinyl acetate		N	SW8260	11/10/2003	0.15	U	µg/L	0.15
39175	Vinyl chloride		N	SW8260	11/10/2003	0.14	U	µg/L	0.14
34020	Xylenes, Total		N	SW8260	11/10/2003	0.29	U	µg/L	0.29

Data Qualifier Code Key:

*	Value exceeds Maximum Contaminant Level	I	Analyte detected below quantitation limits
S	Spike Recovery outside accepted recovery limits	U	Not Detected Above the MDL

Tomoka Semiannual GW
PARAMETER MONITORING REPORT
Ground Water (Rule 62-520.400,.420, .460)
Surface Water (Rule 62-302.500, .510, .503)
Leachate (Rule 62-701.510)
LAB Submission Number: F03100721
Sample Number: F03100721-046

Facility WACS:	64-00027540	**Sample Date/Time:**	10/30/2003 2:00:00 PM
Well/Sampling Point WACS:	19803	**Report Period:**	Tomoka October 03
Well/Sampling Point Name:	B-72	**Well Purged:**	YES
Classification of Groundwater:	G-II	**Well Type:**	Detection
Ground Water Elevation: (NGVD):	23.32		

Storet Code	Parameter Monitored	Sampling Method	Filtered Y/N	Analysis Method	Analysis Date	Analysis Result	Q	Units	Detection Limits
	FIELD								
	Conductivity		N	FLD	10/30/2003	398		umhos/c	
	Depth To Water		N	FLD	10/30/2003	5.61			
	Dissolved Oxygen		N	FLD	10/30/2003	0.16		mg/L	
	pH		N	FLD	10/30/2003	6.11		S.U.	
	Reference Elevation		N	FLD	10/30/2003	28.93			
	Temperature		N	FLD	10/30/2003	25.5		deg C	
	Turbidity		N	FLD	10/30/2003	23		NTU	
	INORGANICS								
70300	Solids, Total Dissolved		N	E160.1	10/31/2003	270		mg/L	1.2
00940	Chloride		N	E300.0	10/31/2003	35		mg/L	0.10
00620	Nitrogen, Nitrate		N	E300.0	10/31/2003	0.016	U	mg/L	0.016
00945	Sulfate		N	E300.0	10/31/2003	11		mg/L	0.058
00610	Nitrogen, Ammonia (As N)		N	E350.1	11/5/2003	0.20		mg/L	0.0040
	METALS								
01002	Arsenic		N	SW6010	11/3/2003	3.5	I	µg/L	2.0
01007	Barium		N	SW6010	11/3/2003	29		µg/L	0.074
01012	Beryllium		N	SW6010	11/3/2003	0.19	I	µg/L	0.12
01027	Cadmium		N	SW6010	11/3/2003	0.24	U	µg/L	0.24
01034	Chromium		N	SW6010	11/3/2003	3.6	I	µg/L	0.60
01037	Cobalt		N	SW6010	11/3/2003	1.5	U	µg/L	1.5
01042	Copper		N	SW6010	11/3/2003	0.58	U	µg/L	0.58
01045	Iron		N	SW6010	11/3/2003	9200		µg/L	13
01051	Lead		N	SW6010	11/3/2003	1.8	U	µg/L	1.8
01067	Nickel		N	SW6010	11/3/2003	2.3	I	µg/L	2.0
01147	Selenium		N	SW6010	11/3/2003	4.0	U	µg/L	4.0
01077	Silver		N	SW6010	11/3/2003	1.4	U	µg/L	1.4
00929	Sodium		N	SW6010	11/3/2003	17000		µg/L	230
01087	Vanadium		N	SW6010	11/3/2003	5.0	I	µg/L	0.40
01092	Zinc		N	SW6010	11/3/2003	9.0	I	µg/L	2.3
01097	Antimony		N	SW7041	11/10/2003	0.35	U	µg/L	0.35

Data Qualifier Code Key:

*	Value exceeds Maximum Contaminant Level	I	Analyte detected below quantitation limits
S	Spike Recovery outside accepted recovery limits	U	Not Detected Above the MDL

Tomoka Semiannual GW
PARAMETER MONITORING REPORT
Ground Water (Rule 62-520.400,.420, .460)
Surface Water (Rule 62-302.500, .510, .503)
Leachate (Rule 62-701.510)
LAB Submission Number: F03100721
Sample Number: F03100721-046

Facility WACS:	64-00027540	**Sample Date/Time:**	10/30/2003 2:00:00 PM
Well/Sampling Point WACS:		**Report Period:**	Tomoka October 03
Well/Sampling Point Name:	B-72	**Well Purged:**	YES
Classification of Groundwater:	G-II	**Well Type:**	Detection
Ground Water Elevation: (NGVD):	23.32		

Storet Code	Parameter Monitored	Sampling Method	Filtered Y/N	Analysis Method	Analysis Date	Analysis Result	Q	Units	Detection Limits
71900	Mercury		N	SW7470	11/6/2003	0.039	I	µg/L	0.036
01059	Thallium		N	SW7841	11/10/2003	0.25	U	µg/L	0.25
	ORGANICS								
49146	1,2-Dibromo-3-chloropropane		N	SW8011	11/6/2003	0.0041	U	µg/L	0.0041
77651	Ethylene Dibromide		N	SW8011	11/6/2003	0.0038	U	µg/L	0.0038
81552	Acetone		N	SW8260	11/10/2003	0.91	U	µg/L	0.91
34215	Acrylonitrile		N	SW8260	11/10/2003	0.93	U	µg/L	0.93
34030	Benzene		N	SW8260	11/10/2003	0.31	U	µg/L	0.31
73085	Bromochloromethane		N	SW8260	11/10/2003	0.22	U	µg/L	0.22
32101	Bromodichloromethane		N	SW8260	11/10/2003	0.10	U	µg/L	0.10
32104	Bromoform		N	SW8260	11/10/2003	0.11	U	µg/L	0.11
34413	Bromomethane		N	SW8260	11/10/2003	0.12	U	µg/L	0.12
81595	2-Butanone		N	SW8260	11/10/2003	0.29	U	µg/L	0.29
77041	Carbon disulfide		N	SW8260	11/10/2003	0.25	U	µg/L	0.25
32102	Carbon tetrachloride		N	SW8260	11/10/2003	0.25	U	µg/L	0.25
34301	Chlorobenzene		N	SW8260	11/10/2003	0.10	U	µg/L	0.10
34311	Chloroethane		N	SW8260	11/10/2003	0.16	U	µg/L	0.16
32106	Chloroform		N	SW8260	11/10/2003	0.28	U	µg/L	0.28
34418	Chloromethane		N	SW8260	11/10/2003	0.31	U	µg/L	0.31
32105	Dibromochloromethane		N	SW8260	11/10/2003	0.16	U	µg/L	0.16
77596	Dibromomethane		N	SW8260	11/10/2003	0.13	U	µg/L	0.13
77268	trans-1,4-Dichloro-2-butene		N	SW8260	11/10/2003	0.14	U	µg/L	0.14
34536	1,2-Dichlorobenzene		N	SW8260	11/10/2003	0.18	U	µg/L	0.18
34571	1,4-Dichlorobenzene		N	SW8260	11/10/2003	0.10	U	µg/L	0.10
34496	1,1-Dichloroethane		N	SW8260	11/10/2003	0.30	U	µg/L	0.30
34531	1,2-Dichloroethane		N	SW8260	11/10/2003	0.10	U	µg/L	0.10
34501	1,1-Dichloroethene		N	SW8260	11/10/2003	0.10	U	µg/L	0.10
77093	cis-1,2-Dichloroethene		N	SW8260	11/10/2003	0.15	U	µg/L	0.15
34546	trans-1,2-Dichloroethene		N	SW8260	11/10/2003	0.17	U	µg/L	0.17
34541	1,2-Dichloropropane		N	SW8260	11/10/2003	0.12	U	µg/L	0.12
34704	cis-1,3-Dichloropropene		N	SW8260	11/10/2003	0.070	U	µg/L	0.070
34699	trans-1,3-Dichloropropene		N	SW8260	11/10/2003	0.11	U	µg/L	0.11

Data Qualifier Code Key:

*	Value exceeds Maximum Contaminant Level	I	Analyte detected below quantitation limits
S	Spike Recovery outside accepted recovery limits	U	Not Detected Above the MDL

Tomoka Semiannual GW
PARAMETER MONITORING REPORT
Ground Water (Rule 62-520.400,.420, .460)
Surface Water (Rule 62-302.500, .510, .503)
Leachate (Rule 62-701.510)
LAB Submission Number: F03100721
Sample Number: F03100721-046

Facility WACS:	64-00027540	**Sample Date/Time:**	10/30/2003 2:00:00 PM
Well/Sampling Point WACS:		**Report Period:**	Tomoka October 03
Well/Sampling Point Name:	B-72	**Well Purged:**	YES
Classification of Groundwater:	G-II	**Well Type:**	Detection
Ground Water Elevation: (NGVD):	23.32		

Storet Code	Parameter Monitored	Sampling Method	Filtered Y/N	Analysis Method	Analysis Date	Analysis Result	Q	Units	Detection Limits
34371	Ethylbenzene		N	SW8260	11/10/2003	0.12	U	µg/L	0.12
77103	2-Hexanone		N	SW8260	11/10/2003	0.26	U	µg/L	0.26
77424	Iodomethane		N	SW8260	11/10/2003	0.38	U	µg/L	0.38
81596	4-Methyl-2-pentanone		N	SW8260	11/10/2003	0.21	U	µg/L	0.21
34423	Methylene chloride		N	SW8260	11/10/2003	0.26	U	µg/L	0.26
77128	Styrene		N	SW8260	11/10/2003	0.17	U	µg/L	0.17
77562	1,1,1,2-Tetrachloroethane		N	SW8260	11/10/2003	0.15	U	µg/L	0.15
34516	1,1,2,2-Tetrachloroethane		N	SW8260	11/10/2003	0.11	U	µg/L	0.11
34475	Tetrachloroethene		N	SW8260	11/10/2003	0.11	U	µg/L	0.11
34010	Toluene		N	SW8260	11/10/2003	0.10	U	µg/L	0.10
34506	1,1,1-Trichloroethane		N	SW8260	11/10/2003	0.24	U	µg/L	0.24
34511	1,1,2-Trichloroethane		N	SW8260	11/10/2003	0.13	U	µg/L	0.13
39180	Trichloroethene		N	SW8260	11/10/2003	0.15	U	µg/L	0.15
34488	Trichlorofluoromethane		N	SW8260	11/10/2003	0.32	U	µg/L	0.32
77443	1,2,3-Trichloropropane		N	SW8260	11/10/2003	0.30	U	µg/L	0.30
77057	Vinyl acetate		N	SW8260	11/10/2003	0.15	U	µg/L	0.15
39175	Vinyl chloride		N	SW8260	11/10/2003	0.14	U	µg/L	0.14
34020	Xylenes, Total		N	SW8260	11/10/2003	0.29	U	µg/L	0.29

Data Qualifier Code Key:

*	Value exceeds Maximum Contaminant Level	I	Analyte detected below quantitation limits
S	Spike Recovery outside accepted recovery limits	U	Not Detected Above the MDL

Tomoka Semiannual GW

PARAMETER MONITORING REPORT

Ground Water (Rule 62-520.400,.420, .460)

Surface Water (Rule 62-302.500, .510, .503)

Leachate (Rule 62-701.510)

LAB Submission Number: F03100721

Sample Number: F03100721-047

Facility WACS:	64-00027540	**Sample Date/Time:**	10/28/2003 2:10:00 PM
Well/Sampling Point WACS:	19804	**Report Period:**	Tomoka October 03
Well/Sampling Point Name:	B-73-1	**Well Purged:**	YES
Classification of Groundwater:	G-II	**Well Type:**	Compliance
Ground Water Elevation: (NGVD):	23.36		

Storet Code	Parameter Monitored	Sampling Method	Filtered Y/N	Analysis Method	Analysis Date	Analysis Result	Q	Units	Detection Limits
	FIELD								
	Conductivity	Pump	N	FLD	10/28/2003	523		umhos/c	
	Depth To Water	Pump	N	FLD	10/28/2003	5.85			
	Dissolved Oxygen	Pump	N	FLD	10/28/2003	0.65		mg/L	
	pH	Pump	N	FLD	10/28/2003	6.22		S.U.	
	Reference Elevation	Pump	N	FLD	10/28/2003	29.21			
	Temperature	Pump	N	FLD	10/28/2003	23.2		deg C	
	Turbidity	Pump	N	FLD	10/28/2003	1.1		NTU	
	INORGANICS								
70300	Solids, Total Dissolved	Pump	N	E160.1	10/29/2003	330		mg/L	1.2
00940	Chloride	Pump	N	E300.0	10/29/2003	71		mg/L	0.10
00620	Nitrogen, Nitrate	Pump	N	E300.0	10/29/2003	0.016	U	mg/L	0.016
00945	Sulfate	Pump	N	E300.0	10/29/2003	0.058	U	mg/L	0.058
00610	Nitrogen, Ammonia (As N)	Pump	N	E350.1	10/29/2003	0.15		mg/L	0.0040
	METALS								
01002	Arsenic	Pump	N	SW6010	10/30/2003	2.0	U	µg/L	2.0
01007	Barium	Pump	N	SW6010	10/30/2003	36		µg/L	0.074
01012	Beryllium	Pump	N	SW6010	10/30/2003	0.12	U	µg/L	0.12
01027	Cadmium	Pump	N	SW6010	10/30/2003	0.24	U	µg/L	0.24
01034	Chromium	Pump	N	SW6010	10/30/2003	0.60	U	µg/L	0.60
01037	Cobalt	Pump	N	SW6010	10/30/2003	1.5	U	µg/L	1.5
01042	Copper	Pump	N	SW6010	10/30/2003	0.67	I	µg/L	0.58
01045	Iron	Pump	N	SW6010	10/30/2003	9800		µg/L	13
01051	Lead	Pump	N	SW6010	10/30/2003	1.8	U	µg/L	1.8
01067	Nickel	Pump	N	SW6010	10/30/2003	2.0	U	µg/L	2.0
01147	Selenium	Pump	N	SW6010	10/30/2003	4.0	U	µg/L	4.0
01077	Silver	Pump	N	SW6010	10/30/2003	1.4	U	µg/L	1.4
00929	Sodium	Pump	N	SW6010	10/30/2003	36000		µg/L	230
01087	Vanadium	Pump	N	SW6010	10/30/2003	0.40	U	µg/L	0.40
01092	Zinc	Pump	N	SW6010	10/30/2003	2.3	U	µg/L	2.3
01097	Antimony	Pump	N	SW7041	11/4/2003	0.35	U	µg/L	0.35

Data Qualifier Code Key:

*	Value exceeds Maximum Contaminant Level	I	Analyte detected below quantitation limits
S	Spike Recovery outside accepted recovery limits	U	Not Detected Above the MDL

Tomoka Semiannual GW
PARAMETER MONITORING REPORT
Ground Water (Rule 62-520.400,.420, .460)
Surface Water (Rule 62-302.500, .510, .503)
Leachate (Rule 62-701.510)
LAB Submission Number: F03100721
Sample Number: F03100721-047

Facility WACS:	64-00027540	**Sample Date/Time:**	10/28/2003 2:10:00 PM
Well/Sampling Point WACS:		**Report Period:**	Tomoka October 03
Well/Sampling Point Name:	B-73-1	**Well Purged:**	YES
Classification of Groundwater:	G-II	**Well Type:**	Compliance
Ground Water Elevation: (NGVD):	23.36		

Storet Code	Parameter Monitored	Sampling Method	Filtered Y/N	Analysis Method	Analysis Date	Analysis Result	Q	Units	Detection Limits
71900	Mercury	Pump	N	SW7470	11/6/2003	0.039	I	µg/L	0.036
01059	Thallium	Pump	N	SW7841	11/7/2003	0.25	U	µg/L	0.25
	ORGANICS								
49146	1,2-Dibromo-3-chloropropane	Pump	N	SW8011	10/31/2003	0.0041	U	µg/L	0.0041
77651	Ethylene Dibromide	Pump	N	SW8011	10/31/2003	0.0038	U	µg/L	0.0038
81552	Acetone	Pump	N	SW8260	11/10/2003	0.91	U	µg/L	0.91
34215	Acrylonitrile	Pump	N	SW8260	11/10/2003	0.93	U	µg/L	0.93
34030	Benzene	Pump	N	SW8260	11/10/2003	0.31	U	µg/L	0.31
73085	Bromochloromethane	Pump	N	SW8260	11/10/2003	0.22	U	µg/L	0.22
32101	Bromodichloromethane	Pump	N	SW8260	11/10/2003	0.10	U	µg/L	0.10
32104	Bromoform	Pump	N	SW8260	11/10/2003	0.11	U	µg/L	0.11
34413	Bromomethane	Pump	N	SW8260	11/10/2003	0.12	U	µg/L	0.12
81595	2-Butanone	Pump	N	SW8260	11/10/2003	0.29	U	µg/L	0.29
77041	Carbon disulfide	Pump	N	SW8260	11/10/2003	0.25	U	µg/L	0.25
32102	Carbon tetrachloride	Pump	N	SW8260	11/10/2003	0.25	U	µg/L	0.25
34301	Chlorobenzene	Pump	N	SW8260	11/10/2003	0.10	U	µg/L	0.10
34311	Chloroethane	Pump	N	SW8260	11/10/2003	0.16	U	µg/L	0.16
32106	Chloroform	Pump	N	SW8260	11/10/2003	0.28	U	µg/L	0.28
34418	Chloromethane	Pump	N	SW8260	11/10/2003	0.31	U	µg/L	0.31
32105	Dibromochloromethane	Pump	N	SW8260	11/10/2003	0.16	U	µg/L	0.16
77596	Dibromomethane	Pump	N	SW8260	11/10/2003	0.13	U	µg/L	0.13
77268	trans-1,4-Dichloro-2-butene	Pump	N	SW8260	11/10/2003	0.14	U	µg/L	0.14
34536	1,2-Dichlorobenzene	Pump	N	SW8260	11/10/2003	0.18	U	µg/L	0.18
34571	1,4-Dichlorobenzene	Pump	N	SW8260	11/10/2003	0.10	U	µg/L	0.10
34496	1,1-Dichloroethane	Pump	N	SW8260	11/10/2003	0.30	U	µg/L	0.30
34531	1,2-Dichloroethane	Pump	N	SW8260	11/10/2003	0.10	U	µg/L	0.10
34501	1,1-Dichloroethene	Pump	N	SW8260	11/10/2003	0.10	U	µg/L	0.10
77093	cis-1,2-Dichloroethene	Pump	N	SW8260	11/10/2003	0.15	U	µg/L	0.15
34546	trans-1,2-Dichloroethene	Pump	N	SW8260	11/10/2003	0.17	U	µg/L	0.17
34541	1,2-Dichloropropane	Pump	N	SW8260	11/10/2003	0.12	U	µg/L	0.12
34704	cis-1,3-Dichloropropene	Pump	N	SW8260	11/10/2003	0.070	U	µg/L	0.070
34699	trans-1,3-Dichloropropene	Pump	N	SW8260	11/10/2003	0.11	U	µg/L	0.11

Data Qualifier Code Key:

*	Value exceeds Maximum Contaminant Level	I	Analyte detected below quantitation limits
S	Spike Recovery outside accepted recovery limits	U	Not Detected Above the MDL

Tomoka Semiannual GW
PARAMETER MONITORING REPORT
Ground Water (Rule 62-520.400,.420, .460)
Surface Water (Rule 62-302.500, .510, .503)
Leachate (Rule 62-701.510)
LAB Submission Number: F03100721
Sample Number: F03100721-047

Facility WACS:	64-00027540	**Sample Date/Time:**	10/28/2003 2:10:00 PM
Well/Sampling Point WACS:		**Report Period:**	Tomoka October 03
Well/Sampling Point Name:	B-73-1	**Well Purged:**	YES
Classification of Groundwater:	G-II	**Well Type:**	Compliance
Ground Water Elevation: (NGVD):	23.36		

Storet Code	Parameter Monitored	Sampling Method	Filtered Y/N	Analysis Method	Analysis Date	Analysis Result	Q	Units	Detection Limits
34371	Ethylbenzene	Pump	N	SW8260	11/10/2003	0.12	U	µg/L	0.12
77103	2-Hexanone	Pump	N	SW8260	11/10/2003	0.26	U	µg/L	0.26
77424	Iodomethane	Pump	N	SW8260	11/10/2003	0.38	U	µg/L	0.38
81596	4-Methyl-2-pentanone	Pump	N	SW8260	11/10/2003	0.21	U	µg/L	0.21
34423	Methylene chloride	Pump	N	SW8260	11/10/2003	0.26	U	µg/L	0.26
77128	Styrene	Pump	N	SW8260	11/10/2003	0.17	U	µg/L	0.17
77562	1,1,1,2-Tetrachloroethane	Pump	N	SW8260	11/10/2003	0.15	U	µg/L	0.15
34516	1,1,2,2-Tetrachloroethane	Pump	N	SW8260	11/10/2003	0.11	U	µg/L	0.11
34475	Tetrachloroethene	Pump	N	SW8260	11/10/2003	0.11	U	µg/L	0.11
34010	Toluene	Pump	N	SW8260	11/10/2003	0.10	U	µg/L	0.10
34506	1,1,1-Trichloroethane	Pump	N	SW8260	11/10/2003	0.24	U	µg/L	0.24
34511	1,1,2-Trichloroethane	Pump	N	SW8260	11/10/2003	0.13	U	µg/L	0.13
39180	Trichloroethene	Pump	N	SW8260	11/10/2003	0.15	U	µg/L	0.15
34488	Trichlorofluoromethane	Pump	N	SW8260	11/10/2003	0.32	U	µg/L	0.32
77443	1,2,3-Trichloropropane	Pump	N	SW8260	11/10/2003	0.30	U	µg/L	0.30
77057	Vinyl acetate	Pump	N	SW8260	11/10/2003	0.15	U	µg/L	0.15
39175	Vinyl chloride	Pump	N	SW8260	11/10/2003	0.14	U	µg/L	0.14
34020	Xylenes, Total	Pump	N	SW8260	11/10/2003	0.29	U	µg/L	0.29

Data Qualifier Code Key:

*	Value exceeds Maximum Contaminant Level	I	Analyte detected below quantitation limits
S	Spike Recovery outside accepted recovery limits	U	Not Detected Above the MDL

Tomoka Semiannual GW
PARAMETER MONITORING REPORT
Ground Water (Rule 62-520.400,.420, .460)
Surface Water (Rule 62-302.500, .510, .503)
Leachate (Rule 62-701.510)
LAB Submission Number: F03100721
Sample Number: F03100721-048

Facility WACS:	64-00027540	**Sample Date/Time:**	10/28/2003 2:11:00 PM
Well/Sampling Point WACS:	19805	**Report Period:**	Tomoka October 03
Well/Sampling Point Name:	B-73-2	**Well Purged:**	YES
Classification of Groundwater:	G-II	**Well Type:**	Detection
Ground Water Elevation: (NGVD):	23.85		

Storet Code	Parameter Monitored	Sampling Method	Filtered Y/N	Analysis Method	Analysis Date	Analysis Result	Q	Units	Detection Limits
	FIELD								
	Conductivity	Pump	N	FLD	10/28/2003	422		umhos/c	
	Depth To Water	Pump	N	FLD	10/28/2003	5.11			
	Dissolved Oxygen	Pump	N	FLD	10/28/2003	0.88		mg/L	
	pH	Pump	N	FLD	10/28/2003	6.13		S.U.	
	Reference Elevation	Pump	N	FLD	10/28/2003	28.96			
	Temperature	Pump	N	FLD	10/28/2003	24.8		deg C	
	Turbidity	Pump	N	FLD	10/28/2003	4.6		NTU	
	INORGANICS								
70300	Solids, Total Dissolved	Pump	N	E160.1	10/29/2003	360		mg/L	1.2
00940	Chloride	Pump	N	E300.0	10/29/2003	26		mg/L	0.10
00620	Nitrogen, Nitrate	Pump	N	E300.0	10/29/2003	0.016	U	mg/L	0.016
00945	Sulfate	Pump	N	E300.0	10/29/2003	36		mg/L	0.058
00610	Nitrogen, Ammonia (As N)	Pump	N	E350.1	10/29/2003	1.2		mg/L	0.0040
	METALS								
01002	Arsenic	Pump	N	SW6010	10/30/2003	6.4	I	µg/L	2.0
01007	Barium	Pump	N	SW6010	10/30/2003	56		µg/L	0.074
01012	Beryllium	Pump	N	SW6010	10/30/2003	0.12	U	µg/L	0.12
01027	Cadmium	Pump	N	SW6010	10/30/2003	0.24	U	µg/L	0.24
01034	Chromium	Pump	N	SW6010	10/30/2003	1.7	I	µg/L	0.60
01037	Cobalt	Pump	N	SW6010	10/30/2003	1.5	U	µg/L	1.5
01042	Copper	Pump	N	SW6010	10/30/2003	0.90	I	µg/L	0.58
01045	Iron	Pump	N	SW6010	10/30/2003	20000		µg/L	13
01051	Lead	Pump	N	SW6010	10/30/2003	1.8	U	µg/L	1.8
01067	Nickel	Pump	N	SW6010	10/30/2003	2.3	I	µg/L	2.0
01147	Selenium	Pump	N	SW6010	10/30/2003	4.0	U	µg/L	4.0
01077	Silver	Pump	N	SW6010	10/30/2003	1.4	U	µg/L	1.4
00929	Sodium	Pump	N	SW6010	10/30/2003	16000		µg/L	230
01087	Vanadium	Pump	N	SW6010	10/30/2003	4.7	I	µg/L	0.40
01092	Zinc	Pump	N	SW6010	10/30/2003	11	I	µg/L	2.3
01097	Antimony	Pump	N	SW7041	11/4/2003	0.35	U	µg/L	0.35

Data Qualifier Code Key:

*	Value exceeds Maximum Contaminant Level	I	Analyte detected below quantitation limits
S	Spike Recovery outside accepted recovery limits	U	Not Detected Above the MDL

Tomoka Semiannual GW
PARAMETER MONITORING REPORT
Ground Water (Rule 62-520.400,.420, .460)
Surface Water (Rule 62-302.500, .510, .503)
Leachate (Rule 62-701.510)
LAB Submission Number: F03100721
Sample Number: F03100721-048

Facility WACS:	64-00027540	**Sample Date/Time:**	10/28/2003 2:11:00 PM
Well/Sampling Point WACS:		**Report Period:**	Tomoka October 03
Well/Sampling Point Name:	B-73-2	**Well Purged:**	YES
Classification of Groundwater:	G-II	**Well Type:**	Detection
Ground Water Elevation: (NGVD):	23.85		

Storet Code	Parameter Monitored	Sampling Method	Filtered Y/N	Analysis Method	Analysis Date	Analysis Result	Q	Units	Detection Limits
71900	Mercury	Pump	N	SW7470	11/6/2003	0.044	I	µg/L	0.036
01059	Thallium	Pump	N	SW7841	11/7/2003	0.25	U	µg/L	0.25
	ORGANICS								
49146	1,2-Dibromo-3-chloropropane	Pump	N	SW8011	10/31/2003	0.0041	U	µg/L	0.0041
77651	Ethylene Dibromide	Pump	N	SW8011	10/31/2003	0.0038	U	µg/L	0.0038
81552	Acetone	Pump	N	SW8260	11/10/2003	0.91	U	µg/L	0.91
34215	Acrylonitrile	Pump	N	SW8260	11/10/2003	0.93	U	µg/L	0.93
34030	Benzene	Pump	N	SW8260	11/10/2003	0.31	U	µg/L	0.31
73085	Bromochloromethane	Pump	N	SW8260	11/10/2003	0.22	U	µg/L	0.22
32101	Bromodichloromethane	Pump	N	SW8260	11/10/2003	0.10	U	µg/L	0.10
32104	Bromoform	Pump	N	SW8260	11/10/2003	0.11	U	µg/L	0.11
34413	Bromomethane	Pump	N	SW8260	11/10/2003	0.12	U	µg/L	0.12
81595	2-Butanone	Pump	N	SW8260	11/10/2003	0.29	U	µg/L	0.29
77041	Carbon disulfide	Pump	N	SW8260	11/10/2003	0.25	U	µg/L	0.25
32102	Carbon tetrachloride	Pump	N	SW8260	11/10/2003	0.25	U	µg/L	0.25
34301	Chlorobenzene	Pump	N	SW8260	11/10/2003	0.10	U	µg/L	0.10
34311	Chloroethane	Pump	N	SW8260	11/10/2003	0.16	U	µg/L	0.16
32106	Chloroform	Pump	N	SW8260	11/10/2003	0.28	U	µg/L	0.28
34418	Chloromethane	Pump	N	SW8260	11/10/2003	0.31	U	µg/L	0.31
32105	Dibromochloromethane	Pump	N	SW8260	11/10/2003	0.16	U	µg/L	0.16
77596	Dibromomethane	Pump	N	SW8260	11/10/2003	0.13	U	µg/L	0.13
77268	trans-1,4-Dichloro-2-butene	Pump	N	SW8260	11/10/2003	0.14	U	µg/L	0.14
34536	1,2-Dichlorobenzene	Pump	N	SW8260	11/10/2003	0.18	U	µg/L	0.18
34571	1,4-Dichlorobenzene	Pump	N	SW8260	11/10/2003	0.10	U	µg/L	0.10
34496	1,1-Dichloroethane	Pump	N	SW8260	11/10/2003	0.30	U	µg/L	0.30
34531	1,2-Dichloroethane	Pump	N	SW8260	11/10/2003	0.10	U	µg/L	0.10
34501	1,1-Dichloroethene	Pump	N	SW8260	11/10/2003	0.10	U	µg/L	0.10
77093	cis-1,2-Dichloroethene	Pump	N	SW8260	11/10/2003	0.15	U	µg/L	0.15
34546	trans-1,2-Dichloroethene	Pump	N	SW8260	11/10/2003	0.17	U	µg/L	0.17
34541	1,2-Dichloropropane	Pump	N	SW8260	11/10/2003	0.12	U	µg/L	0.12
34704	cis-1,3-Dichloropropene	Pump	N	SW8260	11/10/2003	0.070	U	µg/L	0.070
34699	trans-1,3-Dichloropropene	Pump	N	SW8260	11/10/2003	0.11	U	µg/L	0.11

Data Qualifier Code Key:

*	Value exceeds Maximum Contaminant Level	I	Analyte detected below quantitation limits
S	Spike Recovery outside accepted recovery limits	U	Not Detected Above the MDL

Tomoka Semiannual GW
PARAMETER MONITORING REPORT
Ground Water (Rule 62-520.400,.420, .460)
Surface Water (Rule 62-302.500, .510, .503)
Leachate (Rule 62-701.510)
LAB Submission Number: F03100721
Sample Number: F03100721-048

Facility WACS:	64-00027540	**Sample Date/Time:**	10/28/2003 2:11:00 PM
Well/Sampling Point WACS:		**Report Period:**	Tomoka October 03
Well/Sampling Point Name:	B-73-2	**Well Purged:**	YES
Classification of Groundwater:	G-II	**Well Type:**	Detection
Ground Water Elevation: (NGVD):	23.85		

Storet Code	Parameter Monitored	Sampling Method	Filtered Y/N	Analysis Method	Analysis Date	Analysis Result	Q	Units	Detection Limits
34371	Ethylbenzene	Pump	N	SW8260	11/10/2003	0.12	U	µg/L	0.12
77103	2-Hexanone	Pump	N	SW8260	11/10/2003	0.26	U	µg/L	0.26
77424	Iodomethane	Pump	N	SW8260	11/10/2003	0.38	U	µg/L	0.38
81596	4-Methyl-2-pentanone	Pump	N	SW8260	11/10/2003	0.21	U	µg/L	0.21
34423	Methylene chloride	Pump	N	SW8260	11/10/2003	0.26	U	µg/L	0.26
77128	Styrene	Pump	N	SW8260	11/10/2003	0.17	U	µg/L	0.17
77562	1,1,1,2-Tetrachloroethane	Pump	N	SW8260	11/10/2003	0.15	U	µg/L	0.15
34516	1,1,2,2-Tetrachloroethane	Pump	N	SW8260	11/10/2003	0.11	U	µg/L	0.11
34475	Tetrachloroethene	Pump	N	SW8260	11/10/2003	0.11	U	µg/L	0.11
34010	Toluene	Pump	N	SW8260	11/10/2003	0.10	U	µg/L	0.10
34506	1,1,1-Trichloroethane	Pump	N	SW8260	11/10/2003	0.24	U	µg/L	0.24
34511	1,1,2-Trichloroethane	Pump	N	SW8260	11/10/2003	0.13	U	µg/L	0.13
39180	Trichloroethene	Pump	N	SW8260	11/10/2003	0.15	U	µg/L	0.15
34488	Trichlorofluoromethane	Pump	N	SW8260	11/10/2003	0.32	U	µg/L	0.32
77443	1,2,3-Trichloropropane	Pump	N	SW8260	11/10/2003	0.30	U	µg/L	0.30
77057	Vinyl acetate	Pump	N	SW8260	11/10/2003	0.15	U	µg/L	0.15
39175	Vinyl chloride	Pump	N	SW8260	11/10/2003	0.14	U	µg/L	0.14
34020	Xylenes, Total	Pump	N	SW8260	11/10/2003	0.29	U	µg/L	0.29

Data Qualifier Code Key:	*	Value exceeds Maximum Contaminant Level	I	Analyte detected below quantitation limits
	S	Spike Recovery outside accepted recovery limits	U	Not Detected Above the MDL

Tomoka Semiannual GW
PARAMETER MONITORING REPORT
Ground Water (Rule 62-520.400,.420, .460)
Surface Water (Rule 62-302.500, .510, .503)
Leachate (Rule 62-701.510)
LAB Submission Number: F03100721
Sample Number: F03100721-049

Facility WACS:	64-00027540	**Sample Date/Time:**	10/30/2003 2:55:00 PM
Well/Sampling Point WACS:	19806	**Report Period:**	Tomoka October 03
Well/Sampling Point Name:	B-74	**Well Purged:**	YES
Classification of Groundwater:	G-II	**Well Type:**	Detection
Ground Water Elevation: (NGVD):	25.09		

Storet Code	Parameter Monitored	Sampling Method	Filtered Y/N	Analysis Method	Analysis Date	Analysis Result	Q	Units	Detection Limits
	FIELD								
	Conductivity	Pump	N	FLD	10/30/2003	160		umhos/c	
	Depth To Water	Pump	N	FLD	10/30/2003	4.99			
	Dissolved Oxygen	Pump	N	FLD	10/30/2003	1.79		mg/L	
	pH	Pump	N	FLD	10/30/2003	6.08		S.U.	
	Reference Elevation	Pump	N	FLD	10/30/2003	30.08			
	Temperature	Pump	N	FLD	10/30/2003	25.4		deg C	
	Turbidity	Pump	N	FLD	10/30/2003	37		NTU	
	INORGANICS								
70300	Solids, Total Dissolved	Pump	N	E160.1	10/31/2003	130		mg/L	1.2
00940	Chloride	Pump	N	E300.0	10/31/2003	1.9		mg/L	0.10
00620	Nitrogen, Nitrate	Pump	N	E300.0	10/31/2003	0.19		mg/L	0.016
00945	Sulfate	Pump	N	E300.0	10/31/2003	5.8		mg/L	0.058
00610	Nitrogen, Ammonia (As N)	Pump	N	E350.1	11/5/2003	0.051		mg/L	0.0040
	METALS								
01002	Arsenic	Pump	N	SW6010	11/3/2003	2.0	U	µg/L	2.0
01007	Barium	Pump	N	SW6010	11/3/2003	18		µg/L	0.074
01012	Beryllium	Pump	N	SW6010	11/3/2003	0.12	U	µg/L	0.12
01027	Cadmium	Pump	N	SW6010	11/3/2003	0.24	U	µg/L	0.24
01034	Chromium	Pump	N	SW6010	11/3/2003	4.9	I	µg/L	0.60
01037	Cobalt	Pump	N	SW6010	11/3/2003	1.5	U	µg/L	1.5
01042	Copper	Pump	N	SW6010	11/3/2003	0.73	I	µg/L	0.58
01045	Iron	Pump	N	SW6010	11/3/2003	1200		µg/L	13
01051	Lead	Pump	N	SW6010	11/3/2003	1.8	U	µg/L	1.8
01067	Nickel	Pump	N	SW6010	11/3/2003	2.2	I	µg/L	2.0
01147	Selenium	Pump	N	SW6010	11/3/2003	4.0	U	µg/L	4.0
01077	Silver	Pump	N	SW6010	11/3/2003	1.4	U	µg/L	1.4
00929	Sodium	Pump	N	SW6010	11/3/2003	1600		µg/L	230
01087	Vanadium	Pump	N	SW6010	11/3/2003	7.7	I	µg/L	0.40
01092	Zinc	Pump	N	SW6010	11/3/2003	21		µg/L	2.3
01097	Antimony	Pump	N	SW7041	11/10/2003	0.35	U	µg/L	0.35

Data Qualifier Code Key:

*	Value exceeds Maximum Contaminant Level	I	Analyte detected below quantitation limits
S	Spike Recovery outside accepted recovery limits	U	Not Detected Above the MDL

Tomoka Semiannual GW
PARAMETER MONITORING REPORT
Ground Water (Rule 62-520.400,.420, .460)
Surface Water (Rule 62-302.500, .510, .503)
Leachate (Rule 62-701.510)
LAB Submission Number: F03100721
Sample Number: F03100721-049

Facility WACS:	64-00027540	**Sample Date/Time:**	10/30/2003 2:55:00 PM
Well/Sampling Point WACS:		**Report Period:**	Tomoka October 03
Well/Sampling Point Name:	B-74	**Well Purged:**	YES
Classification of Groundwater:	G-II	**Well Type:**	Detection
Ground Water Elevation: (NGVD):	25.09		

Storet Code	Parameter Monitored	Sampling Method	Filtered Y/N	Analysis Method	Analysis Date	Analysis Result	Q	Units	Detection Limits
71900	Mercury	Pump	N	SW7470	11/6/2003	0.050	I	µg/L	0.036
01059	Thallium	Pump	N	SW7841	11/10/2003	0.25	U	µg/L	0.25
	ORGANICS								
49146	1,2-Dibromo-3-chloropropane	Pump	N	SW8011	11/6/2003	0.0041	U	µg/L	0.0041
77651	Ethylene Dibromide	Pump	N	SW8011	11/6/2003	0.0038	U	µg/L	0.0038
81552	Acetone	Pump	N	SW8260	11/10/2003	0.91	U	µg/L	0.91
34215	Acrylonitrile	Pump	N	SW8260	11/10/2003	0.93	U	µg/L	0.93
34030	Benzene	Pump	N	SW8260	11/10/2003	0.31	U	µg/L	0.31
73085	Bromochloromethane	Pump	N	SW8260	11/10/2003	0.22	U	µg/L	0.22
32101	Bromodichloromethane	Pump	N	SW8260	11/10/2003	0.10	U	µg/L	0.10
32104	Bromoform	Pump	N	SW8260	11/10/2003	0.11	U	µg/L	0.11
34413	Bromomethane	Pump	N	SW8260	11/10/2003	0.12	U	µg/L	0.12
81595	2-Butanone	Pump	N	SW8260	11/10/2003	0.29	U	µg/L	0.29
77041	Carbon disulfide	Pump	N	SW8260	11/10/2003	0.25	U	µg/L	0.25
32102	Carbon tetrachloride	Pump	N	SW8260	11/10/2003	0.25	U	µg/L	0.25
34301	Chlorobenzene	Pump	N	SW8260	11/10/2003	0.10	U	µg/L	0.10
34311	Chloroethane	Pump	N	SW8260	11/10/2003	0.16	U	µg/L	0.16
32106	Chloroform	Pump	N	SW8260	11/10/2003	0.28	U	µg/L	0.28
34418	Chloromethane	Pump	N	SW8260	11/10/2003	0.31	U	µg/L	0.31
32105	Dibromochloromethane	Pump	N	SW8260	11/10/2003	0.16	U	µg/L	0.16
77596	Dibromomethane	Pump	N	SW8260	11/10/2003	0.13	U	µg/L	0.13
77268	trans-1,4-Dichloro-2-butene	Pump	N	SW8260	11/10/2003	0.14	U	µg/L	0.14
34536	1,2-Dichlorobenzene	Pump	N	SW8260	11/10/2003	0.18	U	µg/L	0.18
34571	1,4-Dichlorobenzene	Pump	N	SW8260	11/10/2003	0.10	U	µg/L	0.10
34496	1,1-Dichloroethane	Pump	N	SW8260	11/10/2003	0.30	U	µg/L	0.30
34531	1,2-Dichloroethane	Pump	N	SW8260	11/10/2003	0.10	U	µg/L	0.10
34501	1,1-Dichloroethene	Pump	N	SW8260	11/10/2003	0.10	U	µg/L	0.10
77093	cis-1,2-Dichloroethene	Pump	N	SW8260	11/10/2003	0.15	U	µg/L	0.15
34546	trans-1,2-Dichloroethene	Pump	N	SW8260	11/10/2003	0.17	U	µg/L	0.17
34541	1,2-Dichloropropane	Pump	N	SW8260	11/10/2003	0.12	U	µg/L	0.12
34704	cis-1,3-Dichloropropene	Pump	N	SW8260	11/10/2003	0.070	U	µg/L	0.070
34699	trans-1,3-Dichloropropene	Pump	N	SW8260	11/10/2003	0.11	U	µg/L	0.11

Data Qualifier Code Key:

*	Value exceeds Maximum Contaminant Level	I	Analyte detected below quantitation limits
S	Spike Recovery outside accepted recovery limits	U	Not Detected Above the MDL

Tomoka Semiannual GW
PARAMETER MONITORING REPORT
Ground Water (Rule 62-520.400,.420, .460)
Surface Water (Rule 62-302.500, .510, .503)
Leachate (Rule 62-701.510)
LAB Submission Number: F03100721
Sample Number: F03100721-049

Facility WACS:	64-00027540	**Sample Date/Time:**	10/30/2003 2:55:00 PM
Well/Sampling Point WACS:		**Report Period:**	Tomoka October 03
Well/Sampling Point Name:	B-74	**Well Purged:**	YES
Classification of Groundwater:	G-II	**Well Type:**	Detection
Ground Water Elevation: (NGVD):	25.09		

Storet Code	Parameter Monitored	Sampling Method	Filtered Y/N	Analysis Method	Analysis Date	Analysis Result	Q	Units	Detection Limits
34371	Ethylbenzene	Pump	N	SW8260	11/10/2003	0.12	U	µg/L	0.12
77103	2-Hexanone	Pump	N	SW8260	11/10/2003	0.26	U	µg/L	0.26
77424	Iodomethane	Pump	N	SW8260	11/10/2003	0.38	U	µg/L	0.38
81596	4-Methyl-2-pentanone	Pump	N	SW8260	11/10/2003	0.21	U	µg/L	0.21
34423	Methylene chloride	Pump	N	SW8260	11/10/2003	0.26	U	µg/L	0.26
77128	Styrene	Pump	N	SW8260	11/10/2003	0.17	U	µg/L	0.17
77562	1,1,1,2-Tetrachloroethane	Pump	N	SW8260	11/10/2003	0.15	U	µg/L	0.15
34516	1,1,2,2-Tetrachloroethane	Pump	N	SW8260	11/10/2003	0.11	U	µg/L	0.11
34475	Tetrachloroethene	Pump	N	SW8260	11/10/2003	0.11	U	µg/L	0.11
34010	Toluene	Pump	N	SW8260	11/10/2003	0.10	U	µg/L	0.10
34506	1,1,1-Trichloroethane	Pump	N	SW8260	11/10/2003	0.24	U	µg/L	0.24
34511	1,1,2-Trichloroethane	Pump	N	SW8260	11/10/2003	0.13	U	µg/L	0.13
39180	Trichloroethene	Pump	N	SW8260	11/10/2003	0.15	U	µg/L	0.15
34488	Trichlorofluoromethane	Pump	N	SW8260	11/10/2003	0.32	U	µg/L	0.32
77443	1,2,3-Trichloropropane	Pump	N	SW8260	11/10/2003	0.30	U	µg/L	0.30
77057	Vinyl acetate	Pump	N	SW8260	11/10/2003	0.15	U	µg/L	0.15
39175	Vinyl chloride	Pump	N	SW8260	11/10/2003	0.14	U	µg/L	0.14
34020	Xylenes, Total	Pump	N	SW8260	11/10/2003	0.29	U	µg/L	0.29

Data Qualifier Code Key:

*	Value exceeds Maximum Contaminant Level	I	Analyte detected below quantitation limits
S	Spike Recovery outside accepted recovery limits	U	Not Detected Above the MDL

Tomoka Semiannual GW
PARAMETER MONITORING REPORT
Ground Water (Rule 62-520.400,.420, .460)
Surface Water (Rule 62-302.500, .510, .503)
Leachate (Rule 62-701.510)
LAB Submission Number: F03100721
Sample Number: F03100721-050

Facility WACS:	64-00027540	**Sample Date/Time:**	10/30/2003 4:09:00 PM
Well/Sampling Point WACS:		**Report Period:**	Tomoka October 03
Well/Sampling Point Name:	B-75	**Well Purged:**	YES
Classification of Groundwater:	G-II	**Well Type:**	Detection
Ground Water Elevation: (NGVD):	24.32		

Storet Code	Parameter Monitored	Sampling Method	Filtered Y/N	Analysis Method	Analysis Date	Analysis Result	Q	Units	Detection Limits
	FIELD								
	Conductivity	Pump	N	FLD	10/30/2003	850		umhos/c	
	Depth To Water	Pump	N	FLD	10/30/2003	7.37			
	Dissolved Oxygen	Pump	N	FLD	10/30/2003	0.43		mg/L	
	pH	Pump	N	FLD	10/30/2003	5.87		S.U.	
	Reference Elevation	Pump	N	FLD	10/30/2003	31.69			
	Temperature	Pump	N	FLD	10/30/2003	24.9		deg C	
	Turbidity	Pump	N	FLD	10/30/2003	36		NTU	
	INORGANICS								
70300	Solids, Total Dissolved	Pump	N	E160.1	10/31/2003	710		mg/L	1.2
00940	Chloride	Pump	N	E300.0	11/4/2003	9.6		mg/L	0.20
00620	Nitrogen, Nitrate	Pump	N	E300.0	10/31/2003	0.016	U	mg/L	0.016
00945	Sulfate	Pump	N	E300.0	10/31/2003	77		mg/L	0.058
00610	Nitrogen, Ammonia (As N)	Pump	N	E350.1	11/5/2003	1.6		mg/L	0.0040
	METALS								
01002	Arsenic	Pump	N	SW6010	11/3/2003	4.4	I	µg/L	2.0
01007	Barium	Pump	N	SW6010	11/3/2003	26		µg/L	0.074
01012	Beryllium	Pump	N	SW6010	11/3/2003	0.12	U	µg/L	0.12
01027	Cadmium	Pump	N	SW6010	11/3/2003	0.24	U	µg/L	0.24
01034	Chromium	Pump	N	SW6010	11/3/2003	3.6	I	µg/L	0.60
01037	Cobalt	Pump	N	SW6010	11/3/2003	1.5	U	µg/L	1.5
01042	Copper	Pump	N	SW6010	11/3/2003	0.58	U	µg/L	0.58
01045	Iron	Pump	N	SW6010	11/3/2003	1500		µg/L	13
01051	Lead	Pump	N	SW6010	11/3/2003	1.8	U	µg/L	1.8
01067	Nickel	Pump	N	SW6010	11/3/2003	2.0	U	µg/L	2.0
01147	Selenium	Pump	N	SW6010	11/3/2003	4.0	U	µg/L	4.0
01077	Silver	Pump	N	SW6010	11/3/2003	1.4	U	µg/L	1.4
00929	Sodium	Pump	N	SW6010	11/3/2003	21000		µg/L	230
01087	Vanadium	Pump	N	SW6010	11/3/2003	5.3	I	µg/L	0.40
01092	Zinc	Pump	N	SW6010	11/3/2003	7.7	I	µg/L	2.3
01097	Antimony	Pump	N	SW7041	11/11/2003	0.35	U	µg/L	0.35

Data Qualifier Code Key:

*	Value exceeds Maximum Contaminant Level	I	Analyte detected below quantitation limits
S	Spike Recovery outside accepted recovery limits	U	Not Detected Above the MDL

Tomoka Semiannual GW
PARAMETER MONITORING REPORT
Ground Water (Rule 62-520.400,.420, .460)
Surface Water (Rule 62-302.500, .510, .503)
Leachate (Rule 62-701.510)
LAB Submission Number: F03100721
Sample Number: F03100721-050

Facility WACS:	64-00027540	**Sample Date/Time:**	10/30/2003 4:09:00 PM
Well/Sampling Point WACS:	19807	**Report Period:**	Tomoka October 03
Well/Sampling Point Name:	B-75	**Well Purged:**	YES
Classification of Groundwater:	G-II	**Well Type:**	Detection
Ground Water Elevation: (NGVD):	24.32		

Storet Code	Parameter Monitored	Sampling Method	Filtered Y/N	Analysis Method	Analysis Date	Analysis Result	Q	Units	Detection Limits
71900	Mercury	Pump	N	SW7470	11/6/2003	0.060	I	µg/L	0.036
01059	Thallium	Pump	N	SW7841	11/11/2003	0.25	U	µg/L	0.25
	ORGANICS								
49146	1,2-Dibromo-3-chloropropane	Pump	N	SW8011	11/6/2003	0.0041	U	µg/L	0.0041
77651	Ethylene Dibromide	Pump	N	SW8011	11/6/2003	0.0038	U	µg/L	0.0038
81552	Acetone	Pump	N	SW8260	11/10/2003	0.91	U	µg/L	0.91
34215	Acrylonitrile	Pump	N	SW8260	11/10/2003	0.93	U	µg/L	0.93
34030	Benzene	Pump	N	SW8260	11/10/2003	0.31	U	µg/L	0.31
73085	Bromochloromethane	Pump	N	SW8260	11/10/2003	0.22	U	µg/L	0.22
32101	Bromodichloromethane	Pump	N	SW8260	11/10/2003	0.10	U	µg/L	0.10
32104	Bromoform	Pump	N	SW8260	11/10/2003	0.11	U	µg/L	0.11
34413	Bromomethane	Pump	N	SW8260	11/10/2003	0.12	U	µg/L	0.12
81595	2-Butanone	Pump	N	SW8260	11/10/2003	0.29	U	µg/L	0.29
77041	Carbon disulfide	Pump	N	SW8260	11/10/2003	0.25	U	µg/L	0.25
32102	Carbon tetrachloride	Pump	N	SW8260	11/10/2003	0.25	U	µg/L	0.25
34301	Chlorobenzene	Pump	N	SW8260	11/10/2003	0.10	U	µg/L	0.10
34311	Chloroethane	Pump	N	SW8260	11/10/2003	0.16	U	µg/L	0.16
32106	Chloroform	Pump	N	SW8260	11/10/2003	0.28	U	µg/L	0.28
34418	Chloromethane	Pump	N	SW8260	11/10/2003	0.31	U	µg/L	0.31
32105	Dibromochloromethane	Pump	N	SW8260	11/10/2003	0.16	U	µg/L	0.16
77596	Dibromomethane	Pump	N	SW8260	11/10/2003	0.13	U	µg/L	0.13
77268	trans-1,4-Dichloro-2-butene	Pump	N	SW8260	11/10/2003	0.14	U	µg/L	0.14
34536	1,2-Dichlorobenzene	Pump	N	SW8260	11/10/2003	0.18	U	µg/L	0.18
34571	1,4-Dichlorobenzene	Pump	N	SW8260	11/10/2003	0.10	U	µg/L	0.10
34496	1,1-Dichloroethane	Pump	N	SW8260	11/10/2003	0.30	U	µg/L	0.30
34531	1,2-Dichloroethane	Pump	N	SW8260	11/10/2003	0.10	U	µg/L	0.10
34501	1,1-Dichloroethene	Pump	N	SW8260	11/10/2003	0.10	U	µg/L	0.10
77093	cis-1,2-Dichloroethene	Pump	N	SW8260	11/10/2003	0.15	U	µg/L	0.15
34546	trans-1,2-Dichloroethene	Pump	N	SW8260	11/10/2003	0.17	U	µg/L	0.17
34541	1,2-Dichloropropane	Pump	N	SW8260	11/10/2003	0.12	U	µg/L	0.12
34704	cis-1,3-Dichloropropene	Pump	N	SW8260	11/10/2003	0.070	U	µg/L	0.070
34699	trans-1,3-Dichloropropene	Pump	N	SW8260	11/10/2003	0.11	U	µg/L	0.11

Data Qualifier Code Key:

*	Value exceeds Maximum Contaminant Level	I	Analyte detected below quantitation limits
S	Spike Recovery outside accepted recovery limits	U	Not Detected Above the MDL

Tomoka Semiannual GW
PARAMETER MONITORING REPORT
Ground Water (Rule 62-520.400,.420, .460)
Surface Water (Rule 62-302.500, .510, .503)
Leachate (Rule 62-701.510)
LAB Submission Number: F03100721
Sample Number: F03100721-050

Facility WACS:	64-00027540	**Sample Date/Time:**	10/30/2003 4:09:00 PM
Well/Sampling Point WACS:		**Report Period:**	Tomoka October 03
Well/Sampling Point Name:	B-75	**Well Purged:**	YES
Classification of Groundwater:	G-II	**Well Type:**	Detection
Ground Water Elevation: (NGVD):	24.32		

Storet Code	Parameter Monitored	Sampling Method	Filtered Y/N	Analysis Method	Analysis Date	Analysis Result	Q	Units	Detection Limits
34371	Ethylbenzene	Pump	N	SW8260	11/10/2003	0.12	U	µg/L	0.12
77103	2-Hexanone	Pump	N	SW8260	11/10/2003	0.26	U	µg/L	0.26
77424	Iodomethane	Pump	N	SW8260	11/10/2003	0.38	U	µg/L	0.38
81596	4-Methyl-2-pentanone	Pump	N	SW8260	11/10/2003	0.21	U	µg/L	0.21
34423	Methylene chloride	Pump	N	SW8260	11/10/2003	0.26	U	µg/L	0.26
77128	Styrene	Pump	N	SW8260	11/10/2003	0.17	U	µg/L	0.17
77562	1,1,1,2-Tetrachloroethane	Pump	N	SW8260	11/10/2003	0.15	U	µg/L	0.15
34516	1,1,2,2-Tetrachloroethane	Pump	N	SW8260	11/10/2003	0.11	U	µg/L	0.11
34475	Tetrachloroethene	Pump	N	SW8260	11/10/2003	0.11	U	µg/L	0.11
34010	Toluene	Pump	N	SW8260	11/10/2003	0.10	U	µg/L	0.10
34506	1,1,1-Trichloroethane	Pump	N	SW8260	11/10/2003	0.24	U	µg/L	0.24
34511	1,1,2-Trichloroethane	Pump	N	SW8260	11/10/2003	0.13	U	µg/L	0.13
39180	Trichloroethene	Pump	N	SW8260	11/10/2003	0.15	U	µg/L	0.15
34488	Trichlorofluoromethane	Pump	N	SW8260	11/10/2003	0.32	U	µg/L	0.32
77443	1,2,3-Trichloropropane	Pump	N	SW8260	11/10/2003	0.30	U	µg/L	0.30
77057	Vinyl acetate	Pump	N	SW8260	11/10/2003	0.15	U	µg/L	0.15
39175	Vinyl chloride	Pump	N	SW8260	11/10/2003	0.14	U	µg/L	0.14
34020	Xylenes, Total	Pump	N	SW8260	11/10/2003	0.29	U	µg/L	0.29

Data Qualifier Code Key:

*	Value exceeds Maximum Contaminant Level	I	Analyte detected below quantitation limits
S	Spike Recovery outside accepted recovery limits	U	Not Detected Above the MDL

Tomoka Semiannual GW
PARAMETER MONITORING REPORT
Ground Water (Rule 62-520.400,.420, .460)
Surface Water (Rule 62-302.500, .510, .503)
Leachate (Rule 62-701.510)
LAB Submission Number: F03100721
Sample Number: F03100721-051

Facility WACS:	64-00027540	**Sample Date/Time:**	10/29/2003 10:40:00 AM
Well/Sampling Point WACS:	15639	**Report Period:**	Tomoka October 03
Well/Sampling Point Name:	FA-1B	**Well Purged:**	YES
Classification of Groundwater:	G-II	**Well Type:**	Background
Ground Water Elevation: (NGVD):	20.44		

Storet Code	Parameter Monitored	Sampling Method	Filtered Y/N	Analysis Method	Analysis Date	Analysis Result	Q	Units	Detection Limits
	FIELD								
	Conductivity	Pump	N	FLD	10/29/2003	545		umhos/c	
	Depth To Water	Pump	N	FLD	10/29/2003	11.72			
	Dissolved Oxygen	Pump	N	FLD	10/29/2003	0.72		mg/L	
	pH	Pump	N	FLD	10/29/2003	7.04		S.U.	
	Reference Elevation	Pump	N	FLD	10/29/2003	32.16			
	Temperature	Pump	N	FLD	10/29/2003	22.2		deg C	
	Turbidity	Pump	N	FLD	10/29/2003	0.75		NTU	
	INORGANICS								
70300	Solids, Total Dissolved	Pump	N	E160.1	10/30/2003	340		mg/L	1.2
00940	Chloride	Pump	N	E300.0	10/30/2003	14		mg/L	0.10
00620	Nitrogen, Nitrate	Pump	N	E300.0	10/30/2003	0.016	U	mg/L	0.016
00945	Sulfate	Pump	N	E300.0	10/30/2003	0.058	U	mg/L	0.058
00610	Nitrogen, Ammonia (As N)	Pump	N	E350.1	11/5/2003	0.55		mg/L	0.0040
	METALS								
01002	Arsenic	Pump	N	SW6010	10/31/2003	2.0	U	µg/L	2.0
01007	Barium	Pump	N	SW6010	10/31/2003	26		µg/L	0.074
01012	Beryllium	Pump	N	SW6010	10/31/2003	0.12	U	µg/L	0.12
01027	Cadmium	Pump	N	SW6010	10/31/2003	0.24	U	µg/L	0.24
01034	Chromium	Pump	N	SW6010	10/31/2003	0.60	U	µg/L	0.60
01037	Cobalt	Pump	N	SW6010	10/31/2003	1.5	U	µg/L	1.5
01042	Copper	Pump	N	SW6010	10/31/2003	0.96	I	µg/L	0.58
01045	Iron	Pump	N	SW6010	10/31/2003	670		µg/L	13
01051	Lead	Pump	N	SW6010	10/31/2003	1.8	U	µg/L	1.8
01067	Nickel	Pump	N	SW6010	10/31/2003	2.0	U	µg/L	2.0
01147	Selenium	Pump	N	SW6010	10/31/2003	4.0	U	µg/L	4.0
01077	Silver	Pump	N	SW6010	10/31/2003	1.4	U	µg/L	1.4
00929	Sodium	Pump	N	SW6010	10/31/2003	9900		µg/L	230
01087	Vanadium	Pump	N	SW6010	10/31/2003	0.40	U	µg/L	0.40
01092	Zinc	Pump	N	SW6010	10/31/2003	3.6	I	µg/L	2.3
01097	Antimony	Pump	N	SW7041	11/10/2003	0.35	U	µg/L	0.35

Data Qualifier Code Key:

*	Value exceeds Maximum Contaminant Level	I	Analyte detected below quantitation limits
S	Spike Recovery outside accepted recovery limits	U	Not Detected Above the MDL

Tomoka Semiannual GW
PARAMETER MONITORING REPORT
Ground Water (Rule 62-520.400,.420, .460)
Surface Water (Rule 62-302.500, .510, .503)
Leachate (Rule 62-701.510)
LAB Submission Number: F03100721
Sample Number: F03100721-051

Facility WACS:	64-00027540	**Sample Date/Time:**	10/29/2003 10:40:00 AM
Well/Sampling Point WACS:	15639	**Report Period:**	Tomoka October 03
Well/Sampling Point Name:	FA-1B	**Well Purged:**	YES
Classification of Groundwater:	G-II	**Well Type:**	Background
Ground Water Elevation: (NGVD):	20.44		

Storet Code	Parameter Monitored	Sampling Method	Filtered Y/N	Analysis Method	Analysis Date	Analysis Result	Q	Units	Detection Limits
71900	Mercury	Pump	N	SW7470	11/6/2003	0.039	I	µg/L	0.036
01059	Thallium	Pump	N	SW7841	11/10/2003	0.25	U	µg/L	0.25
	ORGANICS								
49146	1,2-Dibromo-3-chloropropane	Pump	N	SW8011	11/6/2003	0.0041	U	µg/L	0.0041
77651	Ethylene Dibromide	Pump	N	SW8011	11/6/2003	0.0038	U	µg/L	0.0038
81552	Acetone	Pump	N	SW8260	11/10/2003	0.91	U	µg/L	0.91
34215	Acrylonitrile	Pump	N	SW8260	11/10/2003	0.93	U	µg/L	0.93
34030	Benzene	Pump	N	SW8260	11/10/2003	0.31	U	µg/L	0.31
73085	Bromochloromethane	Pump	N	SW8260	11/10/2003	0.22	U	µg/L	0.22
32101	Bromodichloromethane	Pump	N	SW8260	11/10/2003	0.10	U	µg/L	0.10
32104	Bromoform	Pump	N	SW8260	11/10/2003	0.11	U	µg/L	0.11
34413	Bromomethane	Pump	N	SW8260	11/10/2003	0.12	U	µg/L	0.12
81595	2-Butanone	Pump	N	SW8260	11/10/2003	0.29	U	µg/L	0.29
77041	Carbon disulfide	Pump	N	SW8260	11/10/2003	0.25	U	µg/L	0.25
32102	Carbon tetrachloride	Pump	N	SW8260	11/10/2003	0.25	U	µg/L	0.25
34301	Chlorobenzene	Pump	N	SW8260	11/10/2003	0.10	U	µg/L	0.10
34311	Chloroethane	Pump	N	SW8260	11/10/2003	0.16	U	µg/L	0.16
32106	Chloroform	Pump	N	SW8260	11/10/2003	0.28	U	µg/L	0.28
34418	Chloromethane	Pump	N	SW8260	11/10/2003	0.31	U	µg/L	0.31
32105	Dibromochloromethane	Pump	N	SW8260	11/10/2003	0.16	U	µg/L	0.16
77596	Dibromomethane	Pump	N	SW8260	11/10/2003	0.13	U	µg/L	0.13
77268	trans-1,4-Dichloro-2-butene	Pump	N	SW8260	11/10/2003	0.14	U	µg/L	0.14
34536	1,2-Dichlorobenzene	Pump	N	SW8260	11/10/2003	0.18	U	µg/L	0.18
34571	1,4-Dichlorobenzene	Pump	N	SW8260	11/10/2003	0.10	U	µg/L	0.10
34496	1,1-Dichloroethane	Pump	N	SW8260	11/10/2003	0.30	U	µg/L	0.30
34531	1,2-Dichloroethane	Pump	N	SW8260	11/10/2003	0.10	U	µg/L	0.10
34501	1,1-Dichloroethene	Pump	N	SW8260	11/10/2003	0.10	U	µg/L	0.10
77093	cis-1,2-Dichloroethene	Pump	N	SW8260	11/10/2003	0.15	U	µg/L	0.15
34546	trans-1,2-Dichloroethene	Pump	N	SW8260	11/10/2003	0.17	U	µg/L	0.17
34541	1,2-Dichloropropane	Pump	N	SW8260	11/10/2003	0.12	U	µg/L	0.12
34704	cis-1,3-Dichloropropene	Pump	N	SW8260	11/10/2003	0.070	U	µg/L	0.070
34699	trans-1,3-Dichloropropene	Pump	N	SW8260	11/10/2003	0.11	U	µg/L	0.11

Data Qualifier Code Key:

*	Value exceeds Maximum Contaminant Level	I	Analyte detected below quantitation limits
S	Spike Recovery outside accepted recovery limits	U	Not Detected Above the MDL

Tomoka Semiannual GW

PARAMETER MONITORING REPORT

Ground Water (Rule 62-520.400,.420, .460)

Surface Water (Rule 62-302.500, .510, .503)

Leachate (Rule 62-701.510)

LAB Submission Number: F03100721

Sample Number: F03100721-051

Facility WACS:	64-00027540	**Sample Date/Time:**	10/29/2003 10:40:00 AM
Well/Sampling Point WACS:	15639	**Report Period:**	Tomoka October 03
Well/Sampling Point Name:	FA-1B	**Well Purged:**	YES
Classification of Groundwater:	G-II	**Well Type:**	Background
Ground Water Elevation: (NGVD):	20.44		

Storet Code	Parameter Monitored	Sampling Method	Filtered Y/N	Analysis Method	Analysis Date	Analysis Result	Q	Units	Detection Limits
34371	Ethylbenzene	Pump	N	SW8260	11/10/2003	0.12	U	µg/L	0.12
77103	2-Hexanone	Pump	N	SW8260	11/10/2003	0.26	U	µg/L	0.26
77424	Iodomethane	Pump	N	SW8260	11/10/2003	0.38	U	µg/L	0.38
81596	4-Methyl-2-pentanone	Pump	N	SW8260	11/10/2003	0.21	U	µg/L	0.21
34423	Methylene chloride	Pump	N	SW8260	11/10/2003	0.26	U	µg/L	0.26
77128	Styrene	Pump	N	SW8260	11/10/2003	0.17	U	µg/L	0.17
77562	1,1,1,2-Tetrachloroethane	Pump	N	SW8260	11/10/2003	0.15	U	µg/L	0.15
34516	1,1,2,2-Tetrachloroethane	Pump	N	SW8260	11/10/2003	0.11	U	µg/L	0.11
34475	Tetrachloroethene	Pump	N	SW8260	11/10/2003	0.11	U	µg/L	0.11
34010	Toluene	Pump	N	SW8260	11/10/2003	0.10	U	µg/L	0.10
34506	1,1,1-Trichloroethane	Pump	N	SW8260	11/10/2003	0.24	U	µg/L	0.24
34511	1,1,2-Trichloroethane	Pump	N	SW8260	11/10/2003	0.13	U	µg/L	0.13
39180	Trichloroethene	Pump	N	SW8260	11/10/2003	0.15	U	µg/L	0.15
34488	Trichlorofluoromethane	Pump	N	SW8260	11/10/2003	0.32	U	µg/L	0.32
77443	1,2,3-Trichloropropane	Pump	N	SW8260	11/10/2003	0.30	U	µg/L	0.30
77057	Vinyl acetate	Pump	N	SW8260	11/10/2003	0.15	U	µg/L	0.15
39175	Vinyl chloride	Pump	N	SW8260	11/10/2003	0.14	U	µg/L	0.14
34020	Xylenes, Total	Pump	N	SW8260	11/10/2003	0.29	U	µg/L	0.29

Data Qualifier Code Key:	*	Value exceeds Maximum Contaminant Level	I	Analyte detected below quantitation limits
	S	Spike Recovery outside accepted recovery limits	U	Not Detected Above the MDL

Tomoka Semiannual GW
PARAMETER MONITORING REPORT
Ground Water (Rule 62-520.400,.420, .460)
Surface Water (Rule 62-302.500, .510, .503)
Leachate (Rule 62-701.510)
LAB Submission Number: F03100721
Sample Number: F03100721-052

Facility WACS:	64-00027540	**Sample Date/Time:**	10/30/2003 12:37:00 PM
Well/Sampling Point WACS:	15638	**Report Period:**	Tomoka October 03
Well/Sampling Point Name:	FA-2C	**Well Purged:**	YES
Classification of Groundwater:	G-II	**Well Type:**	Compliance
Ground Water Elevation: (NGVD):	16.21		

Storet Code	Parameter Monitored	Sampling Method	Filtered Y/N	Analysis Method	Analysis Date	Analysis Result	Q	Units	Detection Limits
	FIELD								
	Conductivity	Pump	N	FLD	10/30/2003	472		umhos/c	
	Depth To Water	Pump	N	FLD	10/30/2003	10.69			
	Dissolved Oxygen	Pump	N	FLD	10/30/2003	0.21		mg/L	
	pH	Pump	N	FLD	10/30/2003	8.58		S.U.	
	Reference Elevation	Pump	N	FLD	10/30/2003	26.90			
	Temperature	Pump	N	FLD	10/30/2003	22.8		deg C	
	Turbidity	Pump	N	FLD	10/30/2003	0.85		NTU	
	INORGANICS								
70300	Solids, Total Dissolved	Pump	N	E160.1	10/31/2003	290		mg/L	1.2
00940	Chloride	Pump	N	E300.0	10/31/2003	60		mg/L	0.10
00620	Nitrogen, Nitrate	Pump	N	E300.0	10/31/2003	0.016	U	mg/L	0.016
00945	Sulfate	Pump	N	E300.0	10/31/2003	1.3		mg/L	0.058
00610	Nitrogen, Ammonia (As N)	Pump	N	E350.1	11/5/2003	0.63		mg/L	0.0040
	METALS								
01002	Arsenic	Pump	N	SW6010	11/3/2003	2.0	U	µg/L	2.0
01007	Barium	Pump	N	SW6010	11/3/2003	17		µg/L	0.074
01012	Beryllium	Pump	N	SW6010	11/3/2003	0.12	U	µg/L	0.12
01027	Cadmium	Pump	N	SW6010	11/3/2003	0.24	U	µg/L	0.24
01034	Chromium	Pump	N	SW6010	11/3/2003	0.60	U	µg/L	0.60
01037	Cobalt	Pump	N	SW6010	11/3/2003	1.5	U	µg/L	1.5
01042	Copper	Pump	N	SW6010	11/3/2003	0.58	U	µg/L	0.58
01045	Iron	Pump	N	SW6010	11/3/2003	34	I	µg/L	13
01051	Lead	Pump	N	SW6010	11/3/2003	1.8	U	µg/L	1.8
01067	Nickel	Pump	N	SW6010	11/3/2003	2.0	U	µg/L	2.0
01147	Selenium	Pump	N	SW6010	11/3/2003	4.0	U	µg/L	4.0
01077	Silver	Pump	N	SW6010	11/3/2003	1.4	U	µg/L	1.4
00929	Sodium	Pump	N	SW6010	11/3/2003	48000		µg/L	230
01087	Vanadium	Pump	N	SW6010	11/3/2003	0.40	U	µg/L	0.40
01092	Zinc	Pump	N	SW6010	11/3/2003	4.8	I	µg/L	2.3
01097	Antimony	Pump	N	SW7041	11/11/2003	0.35	U	µg/L	0.35

Data Qualifier Code Key:

*	Value exceeds Maximum Contaminant Level	I	Analyte detected below quantitation limits
S	Spike Recovery outside accepted recovery limits	U	Not Detected Above the MDL

MONITOR WELL WATER LEVEL
TOMOKA FARMS ROAD LANDFILL

Current month collection date: 10/27/2003
Sampled by: T.H.

Well ID	Survey (TOC Elevation)	October 2003 Total well depth(TOC)	October 2003 Depth to water	October 2003 Water Level NSVD	April 2003 Water Level	December 2002 Water Level	November 2002 Water Level	June 2002 Water Level	December 2001 Water Level	October 2001 Water Level	September 2001 Water Level	August 2001 Water Level	July 2001 Water Level	June 2001 Water Level	May 2001 Water Level
B1B	27.31	**20.48**	**6.62**	**20.69**	20.56	20.45	18.83	19.46	19.74	21.07	18.63	18.92	14.71	15.33	17.11
B2	31.81	**14.60**	**4.11**	**27.70**	26.70	27.03	25.92	27.78	26.11	27.09	26.80	26.84	25.01	24.81	25.34
B5B	32.66	**25.70**	**4.00**	**28.66**	27.85	28.08	26.32	28.06	26.49	----	----	----	----	----	----
B6-1	33.02	**15.55**	**11.94**	**21.08**	21.05	21.09	19.82	19.58	20.45	21.44	19.07	19.59	17.52	----	----
B6-2	33.30	**33.40**	**6.31**	**26.99**	25.99	24.84	24.76	27.18	24.32	24.99	23.81	23.74	20.45	19.77	20.36
B11	30.63	**16.55**	**4.61**	**26.02**	26.08	26.63	25.33	27.19	26.23	26.26	26.42	26.38	24.09	24.37	24.84
B32	30.51	**31.30**	**2.42**	**28.09**	27.70	29.22	25.01	26.20	25.10	26.47	25.82	25.82	20.99	16.94	17.65
B33-1	32.82	**39.60**	**7.60**	**25.22**	25.11	24.35	23.86	25.51	24.72	25.11	24.42	24.41	21.43	21.86	22.94
B33-2	32.10	**N/A**	**5.75**	**26.35**	N/A	23.72	23.33	24.94	23.75	24.32	23.77	23.62	20.58	21.40	22.26
B34-1	31.18	**34.40**	**3.47**	**27.71**	27.63	26.67	25.57	28.91	25.93	26.93	26.08	26.65	23.63	23.75	24.54
B34-2	31.21	**17.00**	**2.82**	**28.39**	26.00	28.30	26.35	27.40	26.40	28.23	27.93	28.23	24.31	24.61	25.52
B35-1	29.29	**29.40**	**1.52**	**27.77**	27.63	N/A	25.63	28.02	25.94	26.98	26.70	27.07	24.02	24.14	25.63
B35-2	29.36	**14.10**	**1.73**	**27.63**	27.49	N/A	25.82	28.54	26.04	27.58	27.15	27.97	24.10	24.37	26.17
B36	29.27	**34.50**	**2.33**	**26.94**	26.27	27.27	25.28	27.36	26.53	27.21	27.01	27.12	24.64	24.67	24.91
B37-1	28.59	**37.90**	**2.00**	**26.59**	26.54	26.88	25.73	26.79	26.40	26.82	26.44	26.67	24.57	24.17	24.71
B37-2	28.72	**14.65**	**2.15**	**26.57**	26.27	26.97	25.69	27.45	26.38	27.03	26.97	26.93	24.31	24.54	24.96
B38-1	28.22	**39.60**	**3.62**	**24.60**	25.27	25.04	23.98	24.54	23.77	25.26	23.83	24.21	20.88	21.92	23.22
B38-2	28.08	**17.40**	**2.10**	**25.98**	26.18	26.23	25.34	26.30	24.98	26.24	25.95	26.24	23.44	24.88	26.10
B39	29.06	**17.70**	**4.89**	**24.17**	24.41	24.31	22.45	24.27	22.95	24.55	22.80	23.38	18.34	19.26	21.23
B40-1	27.64	**29.55**	**5.12**	**22.52**	22.65	22.75	20.60	22.06	21.87	23.13	20.92	21.36	17.43	17.38	19.61
B40-2	27.68	**17.35**	**3.53**	**24.15**	24.17	24.11	22.00	24.00	23.69	24.43	23.04	23.32	16.78	18.85	21.94
B41-1	29.14	**38.35**	**7.62**	**21.52**	21.62	21.77	19.65	20.81	20.73	22.03	19.62	20.03	15.82	16.27	17.96
B41-2	29.26	**17.70**	**5.13**	**24.13**	24.16	24.26	22.17	24.32	23.78	24.34	23.51	23.89	16.65	18.97	22.36
B42-1	28.50	**31.60**	**6.50**	**22.00**	21.95	22.19	20.15	21.06	21.37	22.50	20.16	20.55	16.01	16.61	18.50
B42-2	28.36	**15.60**	**4.32**	**24.04**	24.00	24.19	22.37	24.24	23.70	24.15	23.75	23.99	17.04	19.25	19.47
B43-1	28.07	**29.00**	**4.40**	**23.67**	23.64	23.66	19.50	23.77	23.53	24.28	22.79	23.25	19.11	19.74	21.18
B43-2	28.21	**14.65**	**4.55**	**23.66**	23.79	24.28	19.71	24.21	23.63	24.55	23.07	23.57	19.33	19.85	21.31
B44	30.02	**14.30**	**6.24**	**23.78**	24.07	24.36	22.63	24.96	24.18	25.02	23.79	24.33	21.83	21.98	22.90
B45-1	30.24	**37.45**	**6.00**	**24.24**	24.41	24.01	22.90	24.47	24.43	25.35	25.26	25.89	22.96	23.04	23.69
B45-2	30.31	**17.50**	**6.49**	**23.82**	24.18	24.19	22.95	25.21	24.34	25.27	24.20	24.77	22.86	22.87	23.49
B58-1	29.02	**N/A**	**N/A**	**N/A**	N/A	14.81	17.30	18.88	15.43	17.57	15.56	15.14	13.83	14.05	14.68
B58-2	29.57	**N/A**	**N/A**	**N/A**	N/A	17.41	18.27	21.78	19.18	20.39	18.43	15.45	16.98	17.58	18.23
B59-1	27.77	**34.15**	**3.27**	**24.50**	22.02	19.58	23.12	21.98	20.59	20.39	18.65	18.29	14.80	16.77	17.67
B59-2	27.79	**17.60**	**3.15**	**24.64**	22.54	21.81	23.65	21.04	18.91	17.43	15.42	14.94	13.76	14.00	15.56
B60	28.84	**32.62**	**4.35**	**24.49**	21.28	18.81	22.45	20.83	19.05	17.73	15.64	15.28	14.06	14.49	14.84

v:\letters\jeff\volusia\tomoka waterlevels dec2002.xls

v

MONITOR WELL WATER LEVEL
TOMOKA FARMS ROAD LANDFILL

Current month collection date: 10/27/2003
Sampled by: T.H.

Well ID	Survey (TOC Elevation)	October 2003 Total well depth(TOC)	October 2003 Depth to water	October 2003 Water Level	October 2003 Water Level	December 2002 Water Level	November 2002 Water Level	June 2002 Water Level	December 2001 Water Level	October 2001 Water Level	September 2001 Water Level	August 2001 Water Level	July 2001 Water Level	June 2001 Water Level	May 2001 Water Level
B61	39.82	**29.00**	**14.65**	**25.17**	24.41	16.58	N/A	N/A	N/A	N/A	N/A	N/A	N/A	N/A	N/A
B62-1	39.73	**38.40**	**14.10**	**25.63**	24.45	15.41	N/A	N/A	N/A	N/A	N/A	N/A	N/A	N/A	N/A
B62-2	39.71	**22.20**	**14.15**	**25.56**	24.88	16.13	N/A	N/A	N/A	N/A	N/A	N/A	N/A	N/A	N/A
B63-1	30.06	**29.65**	**1.27**	**28.79**	28.16	28.21	26.45	28.45	26.70	27.74	27.19	27.60	24.61	24.68	25.68
B63-2	30.42	**14.00**	**1.90**	**28.52**	27.82	28.09	26.46	28.65	26.89	27.59	27.26	27.88	24.87	25.17	26.12
B64	28.19	**17.45**	**2.00**	**26.19**	26.09	N/A	25.66	26.44	26.58	26.31	26.19	26.36	23.68	24.59	22.19
B65	28.04	**17.45**	**3.81**	**24.23**	24.19	24.19	22.05	24.13	23.69	24.46	23.14	23.44	16.24	18.29	22.04
B66	31.27	**17.30**	**6.00**	**25.27**	24.93	27.16	24.95	26.23	25.08	25.60	25.27	25.98	24.49	24.04	24.37
B67	30.22	**N/A**	**N/A**	**N/A**	N/A	14.67	17.31	18.66	14.98	18.97	16.58	16.56	14.87	15.36	16.32
B68	29.73	**35.90**	**6.73**	**23.00**	22.35	21.09	22.22	19.81	17.41	17.27	15.49	15.20	13.34	13.47	14.04
FA-1B	32.16	**100+**	**11.49**	**20.67**	20.70	21.19	19.26	19.16	20.20	21.23	18.16	18.60	15.05	14.43	16.27
FA-2C	26.90	**96.32**	**10.46**	**16.44**	16.43	19.18	15.05	16.02	16.00	17.31	14.34	14.75	10.90	10.92	12.25
MO-5B	29.24	**20.10**	**8.61**	**20.63**	20.49	20.88	18.91	19.71	19.92	21.33	18.89	19.47	14.77	15.33	17.01
B70-1	31.25	**38.55**	**9.92**	**21.33**	21.46										
B70-2	31.51	**22.10**	**9.88**	**21.63**	21.95										
B71	30.76	**21.40**	**7.85**	**22.91**	23.41										
B72	28.93	**21.80**	**5.70**	**23.23**	22.85										
B73-1	29.21	**37.50**	**5.67**	**23.54**	23.45										
B73-2	28.96	**20.00**	**5.03**	**23.93**	24.10										
B74	30.08	**21.65**	**5.22**	**24.86**	23.98										
B75	31.69	**20.65**	**7.00**	**24.69**	22.28										

Approved by: Jeff Baylor

Jeff Baylor
Project Manager

Tomoka Semiannual GW
PARAMETER MONITORING REPORT
Ground Water (Rule 62-520.400,.420, .460)
Surface Water (Rule 62-302.500, .510, .503)
Leachate (Rule 62-701.510)
LAB Submission Number: F03100721
Sample Number: F03100721-052

Facility WACS:	64-00027540	**Sample Date/Time:**	10/30/2003 12:37:00 PM
Well/Sampling Point WACS:	15638	**Report Period:**	Tomoka October 03
Well/Sampling Point Name:	FA-2C	**Well Purged:**	YES
Classification of Groundwater:	G-II	**Well Type:**	Compliance
Ground Water Elevation: (NGVD):	16.21		

Storet Code	Parameter Monitored	Sampling Method	Filtered Y/N	Analysis Method	Analysis Date	Analysis Result	Q	Units	Detection Limits
71900	Mercury	Pump	N	SW7470	11/6/2003	0.036	U	µg/L	0.036
01059	Thallium	Pump	N	SW7841	11/11/2003	0.27	I	µg/L	0.25
	ORGANICS								
49146	1,2-Dibromo-3-chloropropane	Pump	N	SW8011	11/6/2003	0.0041	U	µg/L	0.0041
77651	Ethylene Dibromide	Pump	N	SW8011	11/6/2003	0.0038	U	µg/L	0.0038
81552	Acetone	Pump	N	SW8260	11/10/2003	0.91	U	µg/L	0.91
34215	Acrylonitrile	Pump	N	SW8260	11/10/2003	0.93	U	µg/L	0.93
34030	Benzene	Pump	N	SW8260	11/10/2003	0.31	U	µg/L	0.31
73085	Bromochloromethane	Pump	N	SW8260	11/10/2003	0.22	U	µg/L	0.22
32101	Bromodichloromethane	Pump	N	SW8260	11/10/2003	0.10	U	µg/L	0.10
32104	Bromoform	Pump	N	SW8260	11/10/2003	0.11	U	µg/L	0.11
34413	Bromomethane	Pump	N	SW8260	11/10/2003	0.12	U	µg/L	0.12
81595	2-Butanone	Pump	N	SW8260	11/10/2003	0.29	U	µg/L	0.29
77041	Carbon disulfide	Pump	N	SW8260	11/10/2003	0.25	U	µg/L	0.25
32102	Carbon tetrachloride	Pump	N	SW8260	11/10/2003	0.25	U	µg/L	0.25
34301	Chlorobenzene	Pump	N	SW8260	11/10/2003	0.10	U	µg/L	0.10
34311	Chloroethane	Pump	N	SW8260	11/10/2003	0.16	U	µg/L	0.16
32106	Chloroform	Pump	N	SW8260	11/10/2003	0.28	U	µg/L	0.28
34418	Chloromethane	Pump	N	SW8260	11/10/2003	0.31	U	µg/L	0.31
32105	Dibromochloromethane	Pump	N	SW8260	11/10/2003	0.16	U	µg/L	0.16
77596	Dibromomethane	Pump	N	SW8260	11/10/2003	0.13	U	µg/L	0.13
77268	trans-1,4-Dichloro-2-butene	Pump	N	SW8260	11/10/2003	0.14	U	µg/L	0.14
34536	1,2-Dichlorobenzene	Pump	N	SW8260	11/10/2003	0.18	U	µg/L	0.18
34571	1,4-Dichlorobenzene	Pump	N	SW8260	11/10/2003	0.10	U	µg/L	0.10
34496	1,1-Dichloroethane	Pump	N	SW8260	11/10/2003	0.30	U	µg/L	0.30
34531	1,2-Dichloroethane	Pump	N	SW8260	11/10/2003	0.10	U	µg/L	0.10
34501	1,1-Dichloroethene	Pump	N	SW8260	11/10/2003	0.10	U	µg/L	0.10
77093	cis-1,2-Dichloroethene	Pump	N	SW8260	11/10/2003	0.15	U	µg/L	0.15
34546	trans-1,2-Dichloroethene	Pump	N	SW8260	11/10/2003	0.17	U	µg/L	0.17
34541	1,2-Dichloropropane	Pump	N	SW8260	11/10/2003	0.12	U	µg/L	0.12
34704	cis-1,3-Dichloropropene	Pump	N	SW8260	11/10/2003	0.070	U	µg/L	0.070
34699	trans-1,3-Dichloropropene	Pump	N	SW8260	11/10/2003	0.11	U	µg/L	0.11

Data Qualifier Code Key:
* Value exceeds Maximum Contaminant Level
S Spike Recovery outside accepted recovery limits
I Analyte detected below quantitation limits
U Not Detected Above the MDL

Tomoka Semiannual GW
PARAMETER MONITORING REPORT
Ground Water (Rule 62-520.400,.420, .460)
Surface Water (Rule 62-302.500, .510, .503)
Leachate (Rule 62-701.510)
LAB Submission Number: F03100721
Sample Number: F03100721-052

Facility WACS:	64-00027540	**Sample Date/Time:**	10/30/2003 12:37:00 PM
Well/Sampling Point WACS:	15638	**Report Period:**	Tomoka October 03
Well/Sampling Point Name:	FA-2C	**Well Purged:**	YES
Classification of Groundwater:	G-II	**Well Type:**	Compliance
Ground Water Elevation: (NGVD):	16.21		

Storet Code	Parameter Monitored	Sampling Method	Filtered Y/N	Analysis Method	Analysis Date	Analysis Result	Q	Units	Detection Limits
34371	Ethylbenzene	Pump	N	SW8260	11/10/2003	0.12	U	µg/L	0.12
77103	2-Hexanone	Pump	N	SW8260	11/10/2003	0.26	U	µg/L	0.26
77424	Iodomethane	Pump	N	SW8260	11/10/2003	0.38	U	µg/L	0.38
81596	4-Methyl-2-pentanone	Pump	N	SW8260	11/10/2003	0.21	U	µg/L	0.21
34423	Methylene chloride	Pump	N	SW8260	11/10/2003	0.26	U	µg/L	0.26
77128	Styrene	Pump	N	SW8260	11/10/2003	0.17	U	µg/L	0.17
77562	1,1,1,2-Tetrachloroethane	Pump	N	SW8260	11/10/2003	0.15	U	µg/L	0.15
34516	1,1,2,2-Tetrachloroethane	Pump	N	SW8260	11/10/2003	0.11	U	µg/L	0.11
34475	Tetrachloroethene	Pump	N	SW8260	11/10/2003	0.11	U	µg/L	0.11
34010	Toluene	Pump	N	SW8260	11/10/2003	0.10	U	µg/L	0.10
34506	1,1,1-Trichloroethane	Pump	N	SW8260	11/10/2003	0.24	U	µg/L	0.24
34511	1,1,2-Trichloroethane	Pump	N	SW8260	11/10/2003	0.13	U	µg/L	0.13
39180	Trichloroethene	Pump	N	SW8260	11/10/2003	0.15	U	µg/L	0.15
34488	Trichlorofluoromethane	Pump	N	SW8260	11/10/2003	0.32	U	µg/L	0.32
77443	1,2,3-Trichloropropane	Pump	N	SW8260	11/10/2003	0.30	U	µg/L	0.30
77057	Vinyl acetate	Pump	N	SW8260	11/10/2003	0.15	U	µg/L	0.15
39175	Vinyl chloride	Pump	N	SW8260	11/10/2003	0.14	U	µg/L	0.14
34020	Xylenes, Total	Pump	N	SW8260	11/10/2003	0.29	U	µg/L	0.29

Data Qualifier Code Key:

*	Value exceeds Maximum Contaminant Level	I	Analyte detected below quantitation limits
S	Spike Recovery outside accepted recovery limits	U	Not Detected Above the MDL

Tomoka Semiannual GW
PARAMETER MONITORING REPORT
Ground Water (Rule 62-520.400,.420, .460)
Surface Water (Rule 62-302.500, .510, .503)
Leachate (Rule 62-701.510)
LAB Submission Number: F03100721
Sample Number: F03100721-053

Facility WACS:	64-00027540	**Sample Date/Time:**	10/28/2003 12:47:00 PM
Well/Sampling Point WACS:	15635	**Report Period:**	Tomoka October 03
Well/Sampling Point Name:	MO-5B	**Well Purged:**	YES
Classification of Groundwater:	G-II	**Well Type:**	Compliance
Ground Water Elevation: (NGVD):	20.9		

Storet Code	Parameter Monitored	Sampling Method	Filtered Y/N	Analysis Method	Analysis Date	Analysis Result	Q	Units	Detection Limits
	FIELD								
	Conductivity	Pump	N	FLD	10/28/2003	1143		umhos/c	
	Depth To Water	Pump	N	FLD	10/28/2003	8.34			
	Dissolved Oxygen	Pump	N	FLD	10/28/2003	0.62		mg/L	
	pH	Pump	N	FLD	10/28/2003	5.75		S.U.	
	Reference Elevation	Pump	N	FLD	10/28/2003	29.24			
	Temperature	Pump	N	FLD	10/28/2003	22.5		deg C	
	Turbidity	Pump	N	FLD	10/28/2003	0.45		NTU	
	INORGANICS								
70300	Solids, Total Dissolved	Pump	N	E160.1	10/29/2003	950		mg/L	1.2
00940	Chloride	Pump	N	E300.0	10/30/2003	160		mg/L	0.20
00620	Nitrogen, Nitrate	Pump	N	E300.0	10/29/2003	0.016	U	mg/L	0.016
00945	Sulfate	Pump	N	E300.0	10/29/2003	170		mg/L	0.058
00610	Nitrogen, Ammonia (As N)	Pump	N	E350.1	10/29/2003	0.97		mg/L	0.0040
	METALS								
01002	Arsenic	Pump	N	SW6010	10/30/2003	2.0	U	µg/L	2.0
01007	Barium	Pump	N	SW6010	10/30/2003	200		µg/L	0.074
01012	Beryllium	Pump	N	SW6010	10/30/2003	0.12	U	µg/L	0.12
01027	Cadmium	Pump	N	SW6010	10/30/2003	0.24	U	µg/L	0.24
01034	Chromium	Pump	N	SW6010	10/30/2003	1.2	I	µg/L	0.60
01037	Cobalt	Pump	N	SW6010	10/30/2003	1.5	U	µg/L	1.5
01042	Copper	Pump	N	SW6010	10/30/2003	0.78	I	µg/L	0.58
01045	Iron	Pump	N	SW6010	10/30/2003	15000		µg/L	13
01051	Lead	Pump	N	SW6010	10/30/2003	1.8	U	µg/L	1.8
01067	Nickel	Pump	N	SW6010	10/30/2003	2.0	U	µg/L	2.0
01147	Selenium	Pump	N	SW6010	10/30/2003	4.0	U	µg/L	4.0
01077	Silver	Pump	N	SW6010	10/30/2003	1.4	U	µg/L	1.4
00929	Sodium	Pump	N	SW6010	10/30/2003	40000		µg/L	230
01087	Vanadium	Pump	N	SW6010	10/30/2003	0.81	I	µg/L	0.40
01092	Zinc	Pump	N	SW6010	10/30/2003	2.3	U	µg/L	2.3
01097	Antimony	Pump	N	SW7041	11/4/2003	0.35	U	µg/L	0.35

Data Qualifier Code Key:

*	Value exceeds Maximum Contaminant Level	I	Analyte detected below quantitation limits
S	Spike Recovery outside accepted recovery limits	U	Not Detected Above the MDL

Tomoka Semiannual GW
PARAMETER MONITORING REPORT
Ground Water (Rule 62-520.400,.420, .460)
Surface Water (Rule 62-302.500, .510, .503)
Leachate (Rule 62-701.510)
LAB Submission Number: F03100721
Sample Number: F03100721-053

Facility WACS:	64-00027540	**Sample Date/Time:**	10/28/2003 12:47:00 PM
Well/Sampling Point WACS:	15635	**Report Period:**	Tomoka October 03
Well/Sampling Point Name:	MO-5B	**Well Purged:**	YES
Classification of Groundwater:	G-II	**Well Type:**	Compliance
Ground Water Elevation: (NGVD):	20.9		

Storet Code	Parameter Monitored	Sampling Method	Filtered Y/N	Analysis Method	Analysis Date	Analysis Result	Q	Units	Detection Limits
71900	Mercury	Pump	N	SW7470	11/6/2003	0.036	U	µg/L	0.036
01059	Thallium	Pump	N	SW7841	11/7/2003	0.25	U	µg/L	0.25
	ORGANICS								
49146	1,2-Dibromo-3-chloropropane	Pump	N	SW8011	10/31/2003	0.0041	U	µg/L	0.0041
77651	Ethylene Dibromide	Pump	N	SW8011	10/31/2003	0.0038	U	µg/L	0.0038
81552	Acetone	Pump	N	SW8260	11/10/2003	0.91	U	µg/L	0.91
34215	Acrylonitrile	Pump	N	SW8260	11/10/2003	0.93	U	µg/L	0.93
34030	Benzene	Pump	N	SW8260	11/10/2003	0.31	U	µg/L	0.31
73085	Bromochloromethane	Pump	N	SW8260	11/10/2003	0.22	U	µg/L	0.22
32101	Bromodichloromethane	Pump	N	SW8260	11/10/2003	0.10	U	µg/L	0.10
32104	Bromoform	Pump	N	SW8260	11/10/2003	0.11	U	µg/L	0.11
34413	Bromomethane	Pump	N	SW8260	11/10/2003	0.12	U	µg/L	0.12
81595	2-Butanone	Pump	N	SW8260	11/10/2003	0.29	U	µg/L	0.29
77041	Carbon disulfide	Pump	N	SW8260	11/10/2003	0.25	U	µg/L	0.25
32102	Carbon tetrachloride	Pump	N	SW8260	11/10/2003	0.25	U	µg/L	0.25
34301	Chlorobenzene	Pump	N	SW8260	11/10/2003	0.10	U	µg/L	0.10
34311	Chloroethane	Pump	N	SW8260	11/10/2003	0.16	U	µg/L	0.16
32106	Chloroform	Pump	N	SW8260	11/10/2003	0.28	U	µg/L	0.28
34418	Chloromethane	Pump	N	SW8260	11/10/2003	0.31	U	µg/L	0.31
32105	Dibromochloromethane	Pump	N	SW8260	11/10/2003	0.16	U	µg/L	0.16
77596	Dibromomethane	Pump	N	SW8260	11/10/2003	0.13	U	µg/L	0.13
77268	trans-1,4-Dichloro-2-butene	Pump	N	SW8260	11/10/2003	0.14	U	µg/L	0.14
34536	1,2-Dichlorobenzene	Pump	N	SW8260	11/10/2003	0.18	U	µg/L	0.18
34571	1,4-Dichlorobenzene	Pump	N	SW8260	11/10/2003	0.10	U	µg/L	0.10
34496	1,1-Dichloroethane	Pump	N	SW8260	11/10/2003	0.30	U	µg/L	0.30
34531	1,2-Dichloroethane	Pump	N	SW8260	11/10/2003	0.10	U	µg/L	0.10
34501	1,1-Dichloroethene	Pump	N	SW8260	11/10/2003	0.10	U	µg/L	0.10
77093	cis-1,2-Dichloroethene	Pump	N	SW8260	11/10/2003	0.15	U	µg/L	0.15
34546	trans-1,2-Dichloroethene	Pump	N	SW8260	11/10/2003	0.17	U	µg/L	0.17
34541	1,2-Dichloropropane	Pump	N	SW8260	11/10/2003	0.12	U	µg/L	0.12
34704	cis-1,3-Dichloropropene	Pump	N	SW8260	11/10/2003	0.070	U	µg/L	0.070
34699	trans-1,3-Dichloropropene	Pump	N	SW8260	11/10/2003	0.11	U	µg/L	0.11

Data Qualifier Code Key:

*	Value exceeds Maximum Contaminant Level	I	Analyte detected below quantitation limits
S	Spike Recovery outside accepted recovery limits	U	Not Detected Above the MDL

Tomoka Semiannual GW
PARAMETER MONITORING REPORT
Ground Water (Rule 62-520.400,.420, .460)
Surface Water (Rule 62-302.500, .510, .503)
Leachate (Rule 62-701.510)
LAB Submission Number: F03100721
Sample Number: F03100721-053

Facility WACS:	64-00027540	**Sample Date/Time:**	10/28/2003 12:47:00 PM
Well/Sampling Point WACS:	15635	**Report Period:**	Tomoka October 03
Well/Sampling Point Name:	MO-5B	**Well Purged:**	YES
Classification of Groundwater:	G-II	**Well Type:**	Compliance
Ground Water Elevation: (NGVD):	20.9		

Storet Code	Parameter Monitored	Sampling Method	Filtered Y/N	Analysis Method	Analysis Date	Analysis Result	Q	Units	Detection Limits
34371	Ethylbenzene	Pump	N	SW8260	11/10/2003	0.12	U	µg/L	0.12
77103	2-Hexanone	Pump	N	SW8260	11/10/2003	0.26	U	µg/L	0.26
77424	Iodomethane	Pump	N	SW8260	11/10/2003	0.38	U	µg/L	0.38
81596	4-Methyl-2-pentanone	Pump	N	SW8260	11/10/2003	0.21	U	µg/L	0.21
34423	Methylene chloride	Pump	N	SW8260	11/10/2003	0.26	U	µg/L	0.26
77128	Styrene	Pump	N	SW8260	11/10/2003	0.17	U	µg/L	0.17
77562	1,1,1,2-Tetrachloroethane	Pump	N	SW8260	11/10/2003	0.15	U	µg/L	0.15
34516	1,1,2,2-Tetrachloroethane	Pump	N	SW8260	11/10/2003	0.11	U	µg/L	0.11
34475	Tetrachloroethene	Pump	N	SW8260	11/10/2003	0.11	U	µg/L	0.11
34010	Toluene	Pump	N	SW8260	11/10/2003	0.10	U	µg/L	0.10
34506	1,1,1-Trichloroethane	Pump	N	SW8260	11/10/2003	0.24	U	µg/L	0.24
34511	1,1,2-Trichloroethane	Pump	N	SW8260	11/10/2003	0.13	U	µg/L	0.13
39180	Trichloroethene	Pump	N	SW8260	11/10/2003	0.15	U	µg/L	0.15
34488	Trichlorofluoromethane	Pump	N	SW8260	11/10/2003	0.32	U	µg/L	0.32
77443	1,2,3-Trichloropropane	Pump	N	SW8260	11/10/2003	0.30	U	µg/L	0.30
77057	Vinyl acetate	Pump	N	SW8260	11/10/2003	0.15	U	µg/L	0.15
39175	Vinyl chloride	Pump	N	SW8260	11/10/2003	0.14	U	µg/L	0.14
34020	Xylenes, Total	Pump	N	SW8260	11/10/2003	0.29	U	µg/L	0.29

Data Qualifier Code Key:

*	Value exceeds Maximum Contaminant Level	I	Analyte detected below quantitation limits
S	Spike Recovery outside accepted recovery limits	U	Not Detected Above the MDL

Tomoka Semiannual GW
PARAMETER MONITORING REPORT
Ground Water (Rule 62-520.400,.420, .460)
Surface Water (Rule 62-302.500, .510, .503)
Leachate (Rule 62-701.510)
LAB Submission Number: F03100721
Sample Number: F03100721-054

Facility WACS:	64-00027540	**Sample Date/Time:**	10/28/2003 9:59:00 AM
Well/Sampling Point WACS:	15805	**Report Period:**	Tomoka October 03
Well/Sampling Point Name:	B-40-2 DUP	**Well Purged:**	YES
Classification of Groundwater:	G-II	**Well Type:**	Compliance
Ground Water Elevation: (NGVD):	24.1		

Storet Code	Parameter Monitored	Sampling Method	Filtered Y/N	Analysis Method	Analysis Date	Analysis Result	Q	Units	Detection Limits
	FIELD								
	Conductivity	Pump	N	FLD	10/28/2003	552		umhos/c	
	Depth To Water	Pump	N	FLD	10/28/2003	3.58			
	Dissolved Oxygen	Pump	N	FLD	10/28/2003	0.76		mg/L	
	pH	Pump	N	FLD	10/28/2003	6.03		S.U.	
	Reference Elevation	Pump	N	FLD	10/28/2003	27.68			
	Temperature	Pump	N	FLD	10/28/2003	22.9		deg C	
	Turbidity	Pump	N	FLD	10/28/2003	5.7		NTU	
	INORGANICS								
70300	Solids, Total Dissolved	Pump	N	E160.1	10/29/2003	370		mg/L	1.2
00940	Chloride	Pump	N	E300.0	10/29/2003	17		mg/L	0.10
00620	Nitrogen, Nitrate	Pump	N	E300.0	10/29/2003	0.016	U	mg/L	0.016
00945	Sulfate	Pump	N	E300.0	10/29/2003	4.2		mg/L	0.058
00610	Nitrogen, Ammonia (As N)	Pump	N	E350.1	10/29/2003	2.5		mg/L	0.0040
	METALS								
01002	Arsenic	Pump	N	SW6010	10/30/2003	2.0	U	µg/L	2.0
01007	Barium	Pump	N	SW6010	10/30/2003	34		µg/L	0.074
01012	Beryllium	Pump	N	SW6010	10/30/2003	0.12	U	µg/L	0.12
01027	Cadmium	Pump	N	SW6010	10/30/2003	0.24	U	µg/L	0.24
01034	Chromium	Pump	N	SW6010	10/30/2003	0.99	I	µg/L	0.60
01037	Cobalt	Pump	N	SW6010	10/30/2003	1.5	U	µg/L	1.5
01042	Copper	Pump	N	SW6010	10/30/2003	0.89	I	µg/L	0.58
01045	Iron	Pump	N	SW6010	10/30/2003	1600		µg/L	13
01051	Lead	Pump	N	SW6010	10/30/2003	1.8	U	µg/L	1.8
01067	Nickel	Pump	N	SW6010	10/30/2003	2.0	U	µg/L	2.0
01147	Selenium	Pump	N	SW6010	10/30/2003	4.0	U	µg/L	4.0
01077	Silver	Pump	N	SW6010	10/30/2003	1.4	U	µg/L	1.4
00929	Sodium	Pump	N	SW6010	10/30/2003	19000		µg/L	230
01087	Vanadium	Pump	N	SW6010	10/30/2003	2.2	I	µg/L	0.40
01092	Zinc	Pump	N	SW6010	10/30/2003	2.3	U	µg/L	2.3
01097	Antimony	Pump	N	SW7041	11/4/2003	0.35	U	µg/L	0.35

Data Qualifier Code Key:
- * Value exceeds Maximum Contaminant Level
- S Spike Recovery outside accepted recovery limits
- I Analyte detected below quantitation limits
- U Not Detected Above the MDL

Tomoka Semiannual GW
PARAMETER MONITORING REPORT
Ground Water (Rule 62-520.400,.420, .460)
Surface Water (Rule 62-302.500, .510, .503)
Leachate (Rule 62-701.510)
LAB Submission Number: F03100721
Sample Number: F03100721-054

Facility WACS:	64-00027540	**Sample Date/Time:**	10/28/2003 9:59:00 AM
Well/Sampling Point WACS:	15805	**Report Period:**	Tomoka October 03
Well/Sampling Point Name:	B-40-2 DUP	**Well Purged:**	YES
Classification of Groundwater:	G-II	**Well Type:**	Compliance
Ground Water Elevation: (NGVD):	24.1		

Storet Code	Parameter Monitored	Sampling Method	Filtered Y/N	Analysis Method	Analysis Date	Analysis Result	Q	Units	Detection Limits
71900	Mercury	Pump	N	SW7470	11/6/2003	0.040	I	µg/L	0.036
01059	Thallium	Pump	N	SW7841	11/7/2003	0.25	U	µg/L	0.25
	ORGANICS								
49146	1,2-Dibromo-3-chloropropane	Pump	N	SW8011	10/31/2003	0.0041	U	µg/L	0.0041
77651	Ethylene Dibromide	Pump	N	SW8011	10/31/2003	0.0038	U	µg/L	0.0038
81552	Acetone	Pump	N	SW8260	11/10/2003	0.91	U	µg/L	0.91
34215	Acrylonitrile	Pump	N	SW8260	11/10/2003	0.93	U	µg/L	0.93
34030	Benzene	Pump	N	SW8260	11/10/2003	0.31	U	µg/L	0.31
73085	Bromochloromethane	Pump	N	SW8260	11/10/2003	0.22	U	µg/L	0.22
32101	Bromodichloromethane	Pump	N	SW8260	11/10/2003	0.10	U	µg/L	0.10
32104	Bromoform	Pump	N	SW8260	11/10/2003	0.11	U	µg/L	0.11
34413	Bromomethane	Pump	N	SW8260	11/10/2003	0.12	U	µg/L	0.12
81595	2-Butanone	Pump	N	SW8260	11/10/2003	0.29	U	µg/L	0.29
77041	Carbon disulfide	Pump	N	SW8260	11/10/2003	0.25	U	µg/L	0.25
32102	Carbon tetrachloride	Pump	N	SW8260	11/10/2003	0.25	U	µg/L	0.25
34301	Chlorobenzene	Pump	N	SW8260	11/10/2003	0.10	U	µg/L	0.10
34311	Chloroethane	Pump	N	SW8260	11/10/2003	0.16	U	µg/L	0.16
32106	Chloroform	Pump	N	SW8260	11/10/2003	0.28	U	µg/L	0.28
34418	Chloromethane	Pump	N	SW8260	11/10/2003	0.31	U	µg/L	0.31
32105	Dibromochloromethane	Pump	N	SW8260	11/10/2003	0.16	U	µg/L	0.16
77596	Dibromomethane	Pump	N	SW8260	11/10/2003	0.13	U	µg/L	0.13
77268	trans-1,4-Dichloro-2-butene	Pump	N	SW8260	11/10/2003	0.14	U	µg/L	0.14
34536	1,2-Dichlorobenzene	Pump	N	SW8260	11/10/2003	0.18	U	µg/L	0.18
34571	1,4-Dichlorobenzene	Pump	N	SW8260	11/10/2003	0.10	U	µg/L	0.10
34496	1,1-Dichloroethane	Pump	N	SW8260	11/10/2003	0.30	U	µg/L	0.30
34531	1,2-Dichloroethane	Pump	N	SW8260	11/10/2003	0.10	U	µg/L	0.10
34501	1,1-Dichloroethene	Pump	N	SW8260	11/10/2003	0.10	U	µg/L	0.10
77093	cis-1,2-Dichloroethene	Pump	N	SW8260	11/10/2003	0.15	U	µg/L	0.15
34546	trans-1,2-Dichloroethene	Pump	N	SW8260	11/10/2003	0.17	U	µg/L	0.17
34541	1,2-Dichloropropane	Pump	N	SW8260	11/10/2003	0.12	U	µg/L	0.12
34704	cis-1,3-Dichloropropene	Pump	N	SW8260	11/10/2003	0.070	U	µg/L	0.070
34699	trans-1,3-Dichloropropene	Pump	N	SW8260	11/10/2003	0.11	U	µg/L	0.11

Data Qualifier Code Key:

*	Value exceeds Maximum Contaminant Level	I	Analyte detected below quantitation limits
S	Spike Recovery outside accepted recovery limits	U	Not Detected Above the MDL

Tomoka Semiannual GW
PARAMETER MONITORING REPORT
Ground Water (Rule 62-520.400,.420, .460)
Surface Water (Rule 62-302.500, .510, .503)
Leachate (Rule 62-701.510)
LAB Submission Number: F03100721
Sample Number: F03100721-054

Facility WACS:	64-00027540	**Sample Date/Time:**	10/28/2003 9:59:00 AM
Well/Sampling Point WACS:	15805	**Report Period:**	Tomoka October 03
Well/Sampling Point Name:	B-40-2 DUP	**Well Purged:**	YES
Classification of Groundwater:	G-II	**Well Type:**	Compliance
Ground Water Elevation: (NGVD):	24.1		

Storet Code	Parameter Monitored	Sampling Method	Filtered Y/N	Analysis Method	Analysis Date	Analysis Result	Q	Units	Detection Limits
34371	Ethylbenzene	Pump	N	SW8260	11/10/2003	0.12	U	µg/L	0.12
77103	2-Hexanone	Pump	N	SW8260	11/10/2003	0.26	U	µg/L	0.26
77424	Iodomethane	Pump	N	SW8260	11/10/2003	0.38	U	µg/L	0.38
81596	4-Methyl-2-pentanone	Pump	N	SW8260	11/10/2003	0.21	U	µg/L	0.21
34423	Methylene chloride	Pump	N	SW8260	11/10/2003	0.26	U	µg/L	0.26
77128	Styrene	Pump	N	SW8260	11/10/2003	0.17	U	µg/L	0.17
77562	1,1,1,2-Tetrachloroethane	Pump	N	SW8260	11/10/2003	0.15	U	µg/L	0.15
34516	1,1,2,2-Tetrachloroethane	Pump	N	SW8260	11/10/2003	0.11	U	µg/L	0.11
34475	Tetrachloroethene	Pump	N	SW8260	11/10/2003	0.11	U	µg/L	0.11
34010	Toluene	Pump	N	SW8260	11/10/2003	0.10	U	µg/L	0.10
34506	1,1,1-Trichloroethane	Pump	N	SW8260	11/10/2003	0.24	U	µg/L	0.24
34511	1,1,2-Trichloroethane	Pump	N	SW8260	11/10/2003	0.13	U	µg/L	0.13
39180	Trichloroethene	Pump	N	SW8260	11/10/2003	0.15	U	µg/L	0.15
34488	Trichlorofluoromethane	Pump	N	SW8260	11/10/2003	0.32	U	µg/L	0.32
77443	1,2,3-Trichloropropane	Pump	N	SW8260	11/10/2003	0.30	U	µg/L	0.30
77057	Vinyl acetate	Pump	N	SW8260	11/10/2003	0.15	U	µg/L	0.15
39175	Vinyl chloride	Pump	N	SW8260	11/10/2003	0.14	U	µg/L	0.14
34020	Xylenes, Total	Pump	N	SW8260	11/10/2003	0.29	U	µg/L	0.29

Data Qualifier Code Key:

*	Value exceeds Maximum Contaminant Level	I	Analyte detected below quantitation limits
S	Spike Recovery outside accepted recovery limits	U	Not Detected Above the MDL

Tomoka Semiannual GW
PARAMETER MONITORING REPORT
Ground Water (Rule 62-520.400,.420, .460)
Surface Water (Rule 62-302.500, .510, .503)
Leachate (Rule 62-701.510)
LAB Submission Number: F03100721
Sample Number: F03100721-055

Facility WACS:	64-00027540	**Sample Date/Time:**	10/28/2003 10:24:00 AM
Well/Sampling Point WACS:		**Report Period:**	Tomoka October 03
Well/Sampling Point Name:	EQ Blank	**Well Purged:**	YES
Classification of Groundwater:	0	**Well Type:**	
Ground Water Elevation: (NGVD):			

Storet Code	Parameter Monitored	Sampling Method	Filtered Y/N	Analysis Method	Analysis Date	Analysis Result	Q	Units	Detection Limits
	INORGANICS								
70300	Solids, Total Dissolved	Grab	N	E160.1	10/29/2003	1.2	U	mg/L	1.2
00940	Chloride	Grab	N	E300.0	10/29/2003	0.10	U	mg/L	0.10
00620	Nitrogen, Nitrate	Grab	N	E300.0	10/29/2003	0.016	U	mg/L	0.016
00945	Sulfate	Grab	N	E300.0	10/29/2003	0.058	U	mg/L	0.058
00610	Nitrogen, Ammonia (As N)	Grab	N	E350.1	10/29/2003	0.044		mg/L	0.0040
	METALS								
01002	Arsenic	Grab	N	SW6010	10/30/2003	2.0	U	µg/L	2.0
01007	Barium	Grab	N	SW6010	10/30/2003	0.074	U	µg/L	0.074
01012	Beryllium	Grab	N	SW6010	10/30/2003	0.12	U	µg/L	0.12
01027	Cadmium	Grab	N	SW6010	10/30/2003	0.24	U	µg/L	0.24
01034	Chromium	Grab	N	SW6010	10/30/2003	0.60	U	µg/L	0.60
01037	Cobalt	Grab	N	SW6010	10/30/2003	1.5	U	µg/L	1.5
01042	Copper	Grab	N	SW6010	10/30/2003	0.63	I	µg/L	0.58
01045	Iron	Grab	N	SW6010	10/30/2003	13	U	µg/L	13
01051	Lead	Grab	N	SW6010	10/30/2003	1.8	U	µg/L	1.8
01067	Nickel	Grab	N	SW6010	10/30/2003	2.0	U	µg/L	2.0
01147	Selenium	Grab	N	SW6010	10/30/2003	4.0	U	µg/L	4.0
01077	Silver	Grab	N	SW6010	10/30/2003	1.4	U	µg/L	1.4
00929	Sodium	Grab	N	SW6010	10/30/2003	230	U	µg/L	230
01087	Vanadium	Grab	N	SW6010	10/30/2003	0.40	U	µg/L	0.40
01092	Zinc	Grab	N	SW6010	10/30/2003	2.3	U	µg/L	2.3
01097	Antimony	Grab	N	SW7041	11/4/2003	0.35	U	µg/L	0.35
71900	Mercury	Grab	N	SW7470	11/6/2003	0.038	I	µg/L	0.036
01059	Thallium	Grab	N	SW7841	11/7/2003	0.25	U	µg/L	0.25
	ORGANICS								
49146	1,2-Dibromo-3-chloropropane	Grab	N	SW8011	10/31/2003	0.0041	U	µg/L	0.0041
77651	Ethylene Dibromide	Grab	N	SW8011	10/31/2003	0.0038	U	µg/L	0.0038
81552	Acetone	Grab	N	SW8260	11/10/2003	0.91	U	µg/L	0.91
34215	Acrylonitrile	Grab	N	SW8260	11/10/2003	0.93	U	µg/L	0.93
34030	Benzene	Grab	N	SW8260	11/10/2003	0.31	U	µg/L	0.31

Data Qualifier Code Key:

*	Value exceeds Maximum Contaminant Level	I	Analyte detected below quantitation limits
S	Spike Recovery outside accepted recovery limits	U	Not Detected Above the MDL

Tomoka Semiannual GW

PARAMETER MONITORING REPORT

Ground Water (Rule 62-520.400,.420, .460)

Surface Water (Rule 62-302.500, .510, .503)

Leachate (Rule 62-701.510)

LAB Submission Number: F03100721

Sample Number: F03100721-055

Facility WACS:	64-00027540	**Sample Date/Time:**	10/28/2003 10:24:00 AM
Well/Sampling Point WACS:		**Report Period:**	Tomoka October 03
Well/Sampling Point Name:	EQ Blank	**Well Purged:**	YES
Classification of Groundwater:	0	**Well Type:**	
Ground Water Elevation: (NGVD):			

Storet Code	Parameter Monitored	Sampling Method	Filtered Y/N	Analysis Method	Analysis Date	Analysis Result	Q	Units	Detection Limits
73085	Bromochloromethane	Grab	N	SW8260	11/10/2003	0.22	U	µg/L	0.22
32101	Bromodichloromethane	Grab	N	SW8260	11/10/2003	0.10	U	µg/L	0.10
32104	Bromoform	Grab	N	SW8260	11/10/2003	0.11	U	µg/L	0.11
34413	Bromomethane	Grab	N	SW8260	11/10/2003	0.12	U	µg/L	0.12
81595	2-Butanone	Grab	N	SW8260	11/10/2003	0.29	U	µg/L	0.29
77041	Carbon disulfide	Grab	N	SW8260	11/10/2003	0.25	U	µg/L	0.25
32102	Carbon tetrachloride	Grab	N	SW8260	11/10/2003	0.25	U	µg/L	0.25
34301	Chlorobenzene	Grab	N	SW8260	11/10/2003	0.10	U	µg/L	0.10
34311	Chloroethane	Grab	N	SW8260	11/10/2003	0.16	U	µg/L	0.16
32106	Chloroform	Grab	N	SW8260	11/10/2003	0.28	U	µg/L	0.28
34418	Chloromethane	Grab	N	SW8260	11/10/2003	0.31	U	µg/L	0.31
32105	Dibromochloromethane	Grab	N	SW8260	11/10/2003	0.16	U	µg/L	0.16
77596	Dibromomethane	Grab	N	SW8260	11/10/2003	0.13	U	µg/L	0.13
77268	trans-1,4-Dichloro-2-butene	Grab	N	SW8260	11/10/2003	0.14	U	µg/L	0.14
34536	1,2-Dichlorobenzene	Grab	N	SW8260	11/10/2003	0.18	U	µg/L	0.18
34571	1,4-Dichlorobenzene	Grab	N	SW8260	11/10/2003	0.10	U	µg/L	0.10
34496	1,1-Dichloroethane	Grab	N	SW8260	11/10/2003	0.30	U	µg/L	0.30
34531	1,2-Dichloroethane	Grab	N	SW8260	11/10/2003	0.10	U	µg/L	0.10
34501	1,1-Dichloroethene	Grab	N	SW8260	11/10/2003	0.10	U	µg/L	0.10
77093	cis-1,2-Dichloroethene	Grab	N	SW8260	11/10/2003	0.15	U	µg/L	0.15
34546	trans-1,2-Dichloroethene	Grab	N	SW8260	11/10/2003	0.17	U	µg/L	0.17
34541	1,2-Dichloropropane	Grab	N	SW8260	11/10/2003	0.12	U	µg/L	0.12
34704	cis-1,3-Dichloropropene	Grab	N	SW8260	11/10/2003	0.070	U	µg/L	0.070
34699	trans-1,3-Dichloropropene	Grab	N	SW8260	11/10/2003	0.11	U	µg/L	0.11
34371	Ethylbenzene	Grab	N	SW8260	11/10/2003	0.12	U	µg/L	0.12
77103	2-Hexanone	Grab	N	SW8260	11/10/2003	0.26	U	µg/L	0.26
77424	Iodomethane	Grab	N	SW8260	11/10/2003	0.38	U	µg/L	0.38
81596	4-Methyl-2-pentanone	Grab	N	SW8260	11/10/2003	0.21	U	µg/L	0.21
34423	Methylene chloride	Grab	N	SW8260	11/10/2003	0.26	U	µg/L	0.26
77128	Styrene	Grab	N	SW8260	11/10/2003	0.17	U	µg/L	0.17
77562	1,1,1,2-Tetrachloroethane	Grab	N	SW8260	11/10/2003	0.15	U	µg/L	0.15
34516	1,1,2,2-Tetrachloroethane	Grab	N	SW8260	11/10/2003	0.11	U	µg/L	0.11
34475	Tetrachloroethene	Grab	N	SW8260	11/10/2003	0.11	U	µg/L	0.11

Data Qualifier Code Key:

*	Value exceeds Maximum Contaminant Level	I	Analyte detected below quantitation limits
S	Spike Recovery outside accepted recovery limits	U	Not Detected Above the MDL

Tomoka Semiannual GW
PARAMETER MONITORING REPORT
Ground Water (Rule 62-520.400,.420, .460)
Surface Water (Rule 62-302.500, .510, .503)
Leachate (Rule 62-701.510)
LAB Submission Number: F03100721
Sample Number: F03100721-055

Facility WACS:	64-00027540	**Sample Date/Time:**	10/28/2003 10:24:00 AM
Well/Sampling Point WACS:		**Report Period:**	Tomoka October 03
Well/Sampling Point Name:	EQ Blank	**Well Purged:**	YES
Classification of Groundwater:	0	**Well Type:**	
Ground Water Elevation: (NGVD):			

Storet Code	Parameter Monitored	Sampling Method	Filtered Y/N	Analysis Method	Analysis Date	Analysis Result	Q	Units	Detection Limits
34010	Toluene	Grab	N	SW8260	11/10/2003	0.10	U	µg/L	0.10
34506	1,1,1-Trichloroethane	Grab	N	SW8260	11/10/2003	0.24	U	µg/L	0.24
34511	1,1,2-Trichloroethane	Grab	N	SW8260	11/10/2003	0.13	U	µg/L	0.13
39180	Trichloroethene	Grab	N	SW8260	11/10/2003	0.15	U	µg/L	0.15
34488	Trichlorofluoromethane	Grab	N	SW8260	11/10/2003	0.32	U	µg/L	0.32
77443	1,2,3-Trichloropropane	Grab	N	SW8260	11/10/2003	0.30	U	µg/L	0.30
77057	Vinyl acetate	Grab	N	SW8260	11/10/2003	0.15	U	µg/L	0.15
39175	Vinyl chloride	Grab	N	SW8260	11/10/2003	0.14	U	µg/L	0.14
34020	Xylenes, Total	Grab	N	SW8260	11/10/2003	0.29	U	µg/L	0.29

Data Qualifier Code Key:

*	Value exceeds Maximum Contaminant Level	I	Analyte detected below quantitation limits
S	Spike Recovery outside accepted recovery limits	U	Not Detected Above the MDL

Tomoka Semiannual GW
PARAMETER MONITORING REPORT
Ground Water (Rule 62-520.400,.420, .460)
Surface Water (Rule 62-302.500, .510, .503)
Leachate (Rule 62-701.510)
LAB Submission Number: F03100721
Sample Number: F03100721-056

Facility WACS:	64-00027540	**Sample Date/Time:**	10/28/2003 6:00:00 PM
Well/Sampling Point WACS:		**Report Period:**	Tomoka October 03
Well/Sampling Point Name:	Trip Blank	**Well Purged:**	YES
Classification of Groundwater:	0	**Well Type:**	
Ground Water Elevation: (NGVD):			

Storet Code	Parameter Monitored	Sampling Method	Filtered Y/N	Analysis Method	Analysis Date	Analysis Result	Q	Units	Detection Limits
	ORGANICS								
81552	Acetone	Grab	N	SW8260	11/10/2003	0.91	U	µg/L	0.91
34215	Acrylonitrile	Grab	N	SW8260	11/10/2003	0.93	U	µg/L	0.93
34030	Benzene	Grab	N	SW8260	11/10/2003	0.31	U	µg/L	0.31
73085	Bromochloromethane	Grab	N	SW8260	11/10/2003	0.22	U	µg/L	0.22
32101	Bromodichloromethane	Grab	N	SW8260	11/10/2003	0.10	U	µg/L	0.10
32104	Bromoform	Grab	N	SW8260	11/10/2003	0.11	U	µg/L	0.11
34413	Bromomethane	Grab	N	SW8260	11/10/2003	0.12	U	µg/L	0.12
81595	2-Butanone	Grab	N	SW8260	11/10/2003	0.29	U	µg/L	0.29
77041	Carbon disulfide	Grab	N	SW8260	11/10/2003	0.25	U	µg/L	0.25
32102	Carbon tetrachloride	Grab	N	SW8260	11/10/2003	0.25	U	µg/L	0.25
34301	Chlorobenzene	Grab	N	SW8260	11/10/2003	0.10	U	µg/L	0.10
34311	Chloroethane	Grab	N	SW8260	11/10/2003	0.16	U	µg/L	0.16
32106	Chloroform	Grab	N	SW8260	11/10/2003	0.28	U	µg/L	0.28
34418	Chloromethane	Grab	N	SW8260	11/10/2003	0.31	U	µg/L	0.31
32105	Dibromochloromethane	Grab	N	SW8260	11/10/2003	0.16	U	µg/L	0.16
77596	Dibromomethane	Grab	N	SW8260	11/10/2003	0.13	U	µg/L	0.13
77268	trans-1,4-Dichloro-2-butene	Grab	N	SW8260	11/10/2003	0.14	U	µg/L	0.14
34536	1,2-Dichlorobenzene	Grab	N	SW8260	11/10/2003	0.18	U	µg/L	0.18
34571	1,4-Dichlorobenzene	Grab	N	SW8260	11/10/2003	0.10	U	µg/L	0.10
34496	1,1-Dichloroethane	Grab	N	SW8260	11/10/2003	0.30	U	µg/L	0.30
34531	1,2-Dichloroethane	Grab	N	SW8260	11/10/2003	0.10	U	µg/L	0.10
34501	1,1-Dichloroethene	Grab	N	SW8260	11/10/2003	0.10	U	µg/L	0.10
77093	cis-1,2-Dichloroethene	Grab	N	SW8260	11/10/2003	0.15	U	µg/L	0.15
34546	trans-1,2-Dichloroethene	Grab	N	SW8260	11/10/2003	0.17	U	µg/L	0.17
34541	1,2-Dichloropropane	Grab	N	SW8260	11/10/2003	0.12	U	µg/L	0.12
34704	cis-1,3-Dichloropropene	Grab	N	SW8260	11/10/2003	0.070	U	µg/L	0.070
34699	trans-1,3-Dichloropropene	Grab	N	SW8260	11/10/2003	0.11	U	µg/L	0.11
34371	Ethylbenzene	Grab	N	SW8260	11/10/2003	0.12	U	µg/L	0.12
77103	2-Hexanone	Grab	N	SW8260	11/10/2003	0.26	U	µg/L	0.26
77424	Iodomethane	Grab	N	SW8260	11/10/2003	0.38	U	µg/L	0.38
81596	4-Methyl-2-pentanone	Grab	N	SW8260	11/10/2003	0.21	U	µg/L	0.21

Data Qualifier Code Key:

*	Value exceeds Maximum Contaminant Level	I	Analyte detected below quantitation limits
S	Spike Recovery outside accepted recovery limits	U	Not Detected Above the MDL

Tomoka Semiannual GW
PARAMETER MONITORING REPORT
Ground Water (Rule 62-520.400,.420, .460)
Surface Water (Rule 62-302.500, .510, .503)
Leachate (Rule 62-701.510)
LAB Submission Number: F03100721
Sample Number: F03100721-056

Facility WACS:	64-00027540	**Sample Date/Time:**	10/28/2003 6:00:00 PM
Well/Sampling Point WACS:		**Report Period:**	Tomoka October 03
Well/Sampling Point Name:	Trip Blank	**Well Purged:**	YES
Classification of Groundwater:	0	**Well Type:**	
Ground Water Elevation: (NGVD):			

Storet Code	Parameter Monitored	Sampling Method	Filtered Y/N	Analysis Method	Analysis Date	Analysis Result	Q	Units	Detection Limits
34423	Methylene chloride	Grab	N	SW8260	11/10/2003	0.26	U	µg/L	0.26
77128	Styrene	Grab	N	SW8260	11/10/2003	0.17	U	µg/L	0.17
77562	1,1,1,2-Tetrachloroethane	Grab	N	SW8260	11/10/2003	0.15	U	µg/L	0.15
34516	1,1,2,2-Tetrachloroethane	Grab	N	SW8260	11/10/2003	0.11	U	µg/L	0.11
34475	Tetrachloroethene	Grab	N	SW8260	11/10/2003	0.11	U	µg/L	0.11
34010	Toluene	Grab	N	SW8260	11/10/2003	0.10	U	µg/L	0.10
34506	1,1,1-Trichloroethane	Grab	N	SW8260	11/10/2003	0.24	U	µg/L	0.24
34511	1,1,2-Trichloroethane	Grab	N	SW8260	11/10/2003	0.13	U	µg/L	0.13
39180	Trichloroethene	Grab	N	SW8260	11/10/2003	0.15	U	µg/L	0.15
34488	Trichlorofluoromethane	Grab	N	SW8260	11/10/2003	0.32	U	µg/L	0.32
77443	1,2,3-Trichloropropane	Grab	N	SW8260	11/10/2003	0.30	U	µg/L	0.30
77057	Vinyl acetate	Grab	N	SW8260	11/10/2003	0.15	U	µg/L	0.15
39175	Vinyl chloride	Grab	N	SW8260	11/10/2003	0.14	U	µg/L	0.14
34020	Xylenes, Total	Grab	N	SW8260	11/10/2003	0.29	U	µg/L	0.29

Data Qualifier Code Key:

*	Value exceeds Maximum Contaminant Level	I	Analyte detected below quantitation limits
S	Spike Recovery outside accepted recovery limits	U	Not Detected Above the MDL

Tomoka Semiannual GW
PARAMETER MONITORING REPORT
Ground Water (Rule 62-520.400,.420, .460)
Surface Water (Rule 62-302.500, .510, .503)
Leachate (Rule 62-701.510)
LAB Submission Number: F03100721
Sample Number: F03100721-057

Facility WACS:	64-00027540	**Sample Date/Time:**	10/29/2003 11:22:00 AM
Well/Sampling Point WACS:	15810	**Report Period:**	Tomoka October 03
Well/Sampling Point Name:	B-43-1 DUP	**Well Purged:**	YES
Classification of Groundwater:	G-II	**Well Type:**	Compliance
Ground Water Elevation: (NGVD):	27.34		

Storet Code	Parameter Monitored	Sampling Method	Filtered Y/N	Analysis Method	Analysis Date	Analysis Result	Q	Units	Detection Limits
	FIELD								
	Conductivity	Pump	N	FLD	10/29/2003	972		umhos/c	
	Depth To Water	Pump	N	FLD	10/29/2003	4.47			
	Dissolved Oxygen	Pump	N	FLD	10/29/2003	0.75		mg/L	
	pH	Pump	N	FLD	10/29/2003	5.97		S.U.	
	Reference Elevation	Pump	N	FLD	10/29/2003	31.81			
	Temperature	Pump	N	FLD	10/29/2003	22.6		deg C	
	Turbidity	Pump	N	FLD	10/29/2003	1.5		NTU	
	INORGANICS								
70300	Solids, Total Dissolved	Pump	N	E160.1	10/30/2003	580		mg/L	1.2
00940	Chloride	Pump	N	E300.0	10/31/2003	65		mg/L	0.61
00620	Nitrogen, Nitrate	Pump	N	E300.0	10/30/2003	0.016	U	mg/L	0.016
00945	Sulfate	Pump	N	E300.0	10/30/2003	1.2		mg/L	0.058
00610	Nitrogen, Ammonia (As N)	Pump	N	E350.1	11/5/2003	7.2		mg/L	0.0040
	METALS								
01002	Arsenic	Pump	N	SW6010	10/31/2003	2.0	U	µg/L	2.0
01007	Barium	Pump	N	SW6010	10/31/2003	220		µg/L	0.074
01012	Beryllium	Pump	N	SW6010	10/31/2003	0.12	U	µg/L	0.12
01027	Cadmium	Pump	N	SW6010	10/31/2003	0.24	U	µg/L	0.24
01034	Chromium	Pump	N	SW6010	10/31/2003	0.72	I	µg/L	0.60
01037	Cobalt	Pump	N	SW6010	10/31/2003	2.5	I	µg/L	1.5
01042	Copper	Pump	N	SW6010	10/31/2003	1.0	I	µg/L	0.58
01045	Iron	Pump	N	SW6010	10/31/2003	29000		µg/L	13
01051	Lead	Pump	N	SW6010	10/31/2003	1.8	U	µg/L	1.8
01067	Nickel	Pump	N	SW6010	10/31/2003	2.7	I	µg/L	2.0
01147	Selenium	Pump	N	SW6010	10/31/2003	4.0	U	µg/L	4.0
01077	Silver	Pump	N	SW6010	10/31/2003	1.4	U	µg/L	1.4
00929	Sodium	Pump	N	SW6010	10/31/2003	110000		µg/L	230
01087	Vanadium	Pump	N	SW6010	10/31/2003	4.8	I	µg/L	0.40
01092	Zinc	Pump	N	SW6010	10/31/2003	2.3	U	µg/L	2.3
01097	Antimony	Pump	N	SW7041	11/10/2003	0.35	U	µg/L	0.35

Data Qualifier Code Key:

*	Value exceeds Maximum Contaminant Level	I	Analyte detected below quantitation limits
S	Spike Recovery outside accepted recovery limits	U	Not Detected Above the MDL

Tomoka Semiannual GW
PARAMETER MONITORING REPORT
Ground Water (Rule 62-520.400,.420, .460)
Surface Water (Rule 62-302.500, .510, .503)
Leachate (Rule 62-701.510)
LAB Submission Number: F03100721
Sample Number: F03100721-057

Facility WACS:	64-00027540	**Sample Date/Time:**	10/29/2003 11:22:00 AM
Well/Sampling Point WACS:	15810	**Report Period:**	Tomoka October 03
Well/Sampling Point Name:	B-43-1 DUP	**Well Purged:**	YES
Classification of Groundwater:	G-II	**Well Type:**	Compliance
Ground Water Elevation: (NGVD):	27.34		

Storet Code	Parameter Monitored	Sampling Method	Filtered Y/N	Analysis Method	Analysis Date	Analysis Result	Q	Units	Detection Limits
71900	Mercury	Pump	N	SW7470	11/6/2003	0.037	I	µg/L	0.036
01059	Thallium	Pump	N	SW7841	11/10/2003	0.25	U	µg/L	0.25
	ORGANICS								
49146	1,2-Dibromo-3-chloropropane	Pump	N	SW8011	11/6/2003	0.0041	U	µg/L	0.0041
77651	Ethylene Dibromide	Pump	N	SW8011	11/6/2003	0.0038	U	µg/L	0.0038
81552	Acetone	Pump	N	SW8260	11/11/2003	0.91	U	µg/L	0.91
34215	Acrylonitrile	Pump	N	SW8260	11/11/2003	0.93	U	µg/L	0.93
34030	Benzene	Pump	N	SW8260	11/11/2003	4.7		µg/L	0.31
73085	Bromochloromethane	Pump	N	SW8260	11/11/2003	0.22	U	µg/L	0.22
32101	Bromodichloromethane	Pump	N	SW8260	11/11/2003	0.10	U	µg/L	0.10
32104	Bromoform	Pump	N	SW8260	11/11/2003	0.11	U	µg/L	0.11
34413	Bromomethane	Pump	N	SW8260	11/11/2003	0.12	U	µg/L	0.12
81595	2-Butanone	Pump	N	SW8260	11/11/2003	0.29	U	µg/L	0.29
77041	Carbon disulfide	Pump	N	SW8260	11/11/2003	0.25	U	µg/L	0.25
32102	Carbon tetrachloride	Pump	N	SW8260	11/11/2003	0.25	U	µg/L	0.25
34301	Chlorobenzene	Pump	N	SW8260	11/11/2003	7.1		µg/L	0.10
34311	Chloroethane	Pump	N	SW8260	11/11/2003	0.16	U	µg/L	0.16
32106	Chloroform	Pump	N	SW8260	11/11/2003	0.28	U	µg/L	0.28
34418	Chloromethane	Pump	N	SW8260	11/11/2003	0.31	U	µg/L	0.31
32105	Dibromochloromethane	Pump	N	SW8260	11/11/2003	0.16	U	µg/L	0.16
77596	Dibromomethane	Pump	N	SW8260	11/11/2003	0.13	U	µg/L	0.13
77268	trans-1,4-Dichloro-2-butene	Pump	N	SW8260	11/11/2003	0.14	U	µg/L	0.14
34536	1,2-Dichlorobenzene	Pump	N	SW8260	11/11/2003	0.18	U	µg/L	0.18
34571	1,4-Dichlorobenzene	Pump	N	SW8260	11/11/2003	0.10	U	µg/L	0.10
34496	1,1-Dichloroethane	Pump	N	SW8260	11/11/2003	0.30	U	µg/L	0.30
34531	1,2-Dichloroethane	Pump	N	SW8260	11/11/2003	0.10	U	µg/L	0.10
34501	1,1-Dichloroethene	Pump	N	SW8260	11/11/2003	0.10	U	µg/L	0.10
77093	cis-1,2-Dichloroethene	Pump	N	SW8260	11/11/2003	0.15	U	µg/L	0.15
34546	trans-1,2-Dichloroethene	Pump	N	SW8260	11/11/2003	0.17	U	µg/L	0.17
34541	1,2-Dichloropropane	Pump	N	SW8260	11/11/2003	0.12	U	µg/L	0.12
34704	cis-1,3-Dichloropropene	Pump	N	SW8260	11/11/2003	0.070	U	µg/L	0.070
34699	trans-1,3-Dichloropropene	Pump	N	SW8260	11/11/2003	0.11	U	µg/L	0.11

Data Qualifier Code Key:
* Value exceeds Maximum Contaminant Level
S Spike Recovery outside accepted recovery limits
I Analyte detected below quantitation limits
U Not Detected Above the MDL

Tomoka Semiannual GW
PARAMETER MONITORING REPORT
Ground Water (Rule 62-520.400,.420, .460)
Surface Water (Rule 62-302.500, .510, .503)
Leachate (Rule 62-701.510)
LAB Submission Number: F03100721
Sample Number: F03100721-057

Facility WACS:	64-00027540	**Sample Date/Time:**	10/29/2003 11:22:00 AM
Well/Sampling Point WACS:	15810	**Report Period:**	Tomoka October 03
Well/Sampling Point Name:	B-43-1 DUP	**Well Purged:**	YES
Classification of Groundwater:	G-II	**Well Type:**	Compliance
Ground Water Elevation: (NGVD):	27.34		

Storet Code	Parameter Monitored	Sampling Method	Filtered Y/N	Analysis Method	Analysis Date	Analysis Result	Q	Units	Detection Limits
34371	Ethylbenzene	Pump	N	SW8260	11/11/2003	0.12	U	µg/L	0.12
77103	2-Hexanone	Pump	N	SW8260	11/11/2003	0.26	U	µg/L	0.26
77424	Iodomethane	Pump	N	SW8260	11/11/2003	0.38	U	µg/L	0.38
81596	4-Methyl-2-pentanone	Pump	N	SW8260	11/11/2003	0.21	U	µg/L	0.21
34423	Methylene chloride	Pump	N	SW8260	11/11/2003	0.26	U	µg/L	0.26
77128	Styrene	Pump	N	SW8260	11/11/2003	0.17	U	µg/L	0.17
77562	1,1,1,2-Tetrachloroethane	Pump	N	SW8260	11/11/2003	0.15	U	µg/L	0.15
34516	1,1,2,2-Tetrachloroethane	Pump	N	SW8260	11/11/2003	0.11	U	µg/L	0.11
34475	Tetrachloroethene	Pump	N	SW8260	11/11/2003	0.11	U	µg/L	0.11
34010	Toluene	Pump	N	SW8260	11/11/2003	0.52	I	µg/L	0.10
34506	1,1,1-Trichloroethane	Pump	N	SW8260	11/11/2003	0.24	U	µg/L	0.24
34511	1,1,2-Trichloroethane	Pump	N	SW8260	11/11/2003	0.13	U	µg/L	0.13
39180	Trichloroethene	Pump	N	SW8260	11/11/2003	0.15	U	µg/L	0.15
34488	Trichlorofluoromethane	Pump	N	SW8260	11/11/2003	0.32	U	µg/L	0.32
77443	1,2,3-Trichloropropane	Pump	N	SW8260	11/11/2003	0.30	U	µg/L	0.30
77057	Vinyl acetate	Pump	N	SW8260	11/11/2003	0.15	U	µg/L	0.15
39175	Vinyl chloride	Pump	N	SW8260	11/11/2003	0.14	U	µg/L	0.14
34020	Xylenes, Total	Pump	N	SW8260	11/11/2003	0.99	I	µg/L	0.29

Data Qualifier Code Key:

*	Value exceeds Maximum Contaminant Level	I	Analyte detected below quantitation limits
S	Spike Recovery outside accepted recovery limits	U	Not Detected Above the MDL

Tomoka Semiannual GW
PARAMETER MONITORING REPORT
Ground Water (Rule 62-520.400,.420, .460)
Surface Water (Rule 62-302.500, .510, .503)
Leachate (Rule 62-701.510)
LAB Submission Number: F03100721
Sample Number: F03100721-058

Facility WACS:	64-00027540	**Sample Date/Time:**	10/29/2003 12:05:00 PM
Well/Sampling Point WACS:		**Report Period:**	Tomoka October 03
Well/Sampling Point Name:	EQ Blank	**Well Purged:**	YES
Classification of Groundwater:		**Well Type:**	
Ground Water Elevation: (NGVD):			

Storet Code	Parameter Monitored	Sampling Method	Filtered Y/N	Analysis Method	Analysis Date	Analysis Result	Q	Units	Detection Limits
	INORGANICS								
70300	Solids, Total Dissolved	Grab	N	E160.1	10/30/2003	1.2	U	mg/L	1.2
00940	Chloride	Grab	N	E300.0	10/30/2003	0.10	U	mg/L	0.10
00620	Nitrogen, Nitrate	Grab	N	E300.0	10/30/2003	0.016	U	mg/L	0.016
00945	Sulfate	Grab	N	E300.0	10/30/2003	0.058	U	mg/L	0.058
00610	Nitrogen, Ammonia (As N)	Grab	N	E350.1	11/5/2003	0.052		mg/L	0.0040
	METALS								
01002	Arsenic	Grab	N	SW6010	10/31/2003	2.0	U	µg/L	2.0
01007	Barium	Grab	N	SW6010	10/31/2003	0.074	U	µg/L	0.074
01012	Beryllium	Grab	N	SW6010	10/31/2003	0.12	U	µg/L	0.12
01027	Cadmium	Grab	N	SW6010	10/31/2003	0.24	U	µg/L	0.24
01034	Chromium	Grab	N	SW6010	10/31/2003	0.60	U	µg/L	0.60
01037	Cobalt	Grab	N	SW6010	10/31/2003	1.5	U	µg/L	1.5
01042	Copper	Grab	N	SW6010	10/31/2003	1.2	I	µg/L	0.58
01045	Iron	Grab	N	SW6010	10/31/2003	13	U	µg/L	13
01051	Lead	Grab	N	SW6010	10/31/2003	1.8	U	µg/L	1.8
01067	Nickel	Grab	N	SW6010	10/31/2003	2.0	U	µg/L	2.0
01147	Selenium	Grab	N	SW6010	10/31/2003	4.0	U	µg/L	4.0
01077	Silver	Grab	N	SW6010	10/31/2003	1.4	U	µg/L	1.4
00929	Sodium	Grab	N	SW6010	10/31/2003	230	U	µg/L	230
01087	Vanadium	Grab	N	SW6010	10/31/2003	0.40	U	µg/L	0.40
01092	Zinc	Grab	N	SW6010	10/31/2003	2.3	U	µg/L	2.3
01097	Antimony	Grab	N	SW7041	11/10/2003	0.35	U	µg/L	0.35
71900	Mercury	Grab	N	SW7470	11/6/2003	0.042	I	µg/L	0.036
01059	Thallium	Grab	N	SW7841	11/10/2003	0.25	U	µg/L	0.25
	ORGANICS								
49146	1,2-Dibromo-3-chloropropane	Grab	N	SW8011	11/6/2003	0.0041	U	µg/L	0.0041
77651	Ethylene Dibromide	Grab	N	SW8011	11/6/2003	0.0038	U	µg/L	0.0038
81552	Acetone	Grab	N	SW8260	11/11/2003	0.91	U	µg/L	0.91
34215	Acrylonitrile	Grab	N	SW8260	11/11/2003	0.93	U	µg/L	0.93
34030	Benzene	Grab	N	SW8260	11/11/2003	0.31	U	µg/L	0.31

Data Qualifier Code Key:

*	Value exceeds Maximum Contaminant Level	I	Analyte detected below quantitation limits
S	Spike Recovery outside accepted recovery limits	U	Not Detected Above the MDL

Tomoka Semiannual GW
PARAMETER MONITORING REPORT
Ground Water (Rule 62-520.400,.420, .460)
Surface Water (Rule 62-302.500, .510, .503)
Leachate (Rule 62-701.510)
LAB Submission Number: F03100721
Sample Number: F03100721-058

Facility WACS:	64-00027540	**Sample Date/Time:**	10/29/2003 12:05:00 PM
Well/Sampling Point WACS:		**Report Period:**	Tomoka October 03
Well/Sampling Point Name:	EQ Blank	**Well Purged:**	YES
Classification of Groundwater:		**Well Type:**	
Ground Water Elevation: (NGVD):			

Storet Code	Parameter Monitored	Sampling Method	Filtered Y/N	Analysis Method	Analysis Date	Analysis Result	Q	Units	Detection Limits
73085	Bromochloromethane	Grab	N	SW8260	11/11/2003	0.22	U	µg/L	0.22
32101	Bromodichloromethane	Grab	N	SW8260	11/11/2003	0.10	U	µg/L	0.10
32104	Bromoform	Grab	N	SW8260	11/11/2003	0.11	U	µg/L	0.11
34413	Bromomethane	Grab	N	SW8260	11/11/2003	0.12	U	µg/L	0.12
81595	2-Butanone	Grab	N	SW8260	11/11/2003	0.29	U	µg/L	0.29
77041	Carbon disulfide	Grab	N	SW8260	11/11/2003	0.25	U	µg/L	0.25
32102	Carbon tetrachloride	Grab	N	SW8260	11/11/2003	0.25	U	µg/L	0.25
34301	Chlorobenzene	Grab	N	SW8260	11/11/2003	0.10	U	µg/L	0.10
34311	Chloroethane	Grab	N	SW8260	11/11/2003	0.16	U	µg/L	0.16
32106	Chloroform	Grab	N	SW8260	11/11/2003	0.28	U	µg/L	0.28
34418	Chloromethane	Grab	N	SW8260	11/11/2003	0.31	U	µg/L	0.31
32105	Dibromochloromethane	Grab	N	SW8260	11/11/2003	0.16	U	µg/L	0.16
77596	Dibromomethane	Grab	N	SW8260	11/11/2003	0.13	U	µg/L	0.13
77268	trans-1,4-Dichloro-2-butene	Grab	N	SW8260	11/11/2003	0.14	U	µg/L	0.14
34536	1,2-Dichlorobenzene	Grab	N	SW8260	11/11/2003	0.18	U	µg/L	0.18
34571	1,4-Dichlorobenzene	Grab	N	SW8260	11/11/2003	0.10	U	µg/L	0.10
34496	1,1-Dichloroethane	Grab	N	SW8260	11/11/2003	0.30	U	µg/L	0.30
34531	1,2-Dichloroethane	Grab	N	SW8260	11/11/2003	0.10	U	µg/L	0.10
34501	1,1-Dichloroethene	Grab	N	SW8260	11/11/2003	0.10	U	µg/L	0.10
77093	cis-1,2-Dichloroethene	Grab	N	SW8260	11/11/2003	0.15	U	µg/L	0.15
34546	trans-1,2-Dichloroethene	Grab	N	SW8260	11/11/2003	0.17	U	µg/L	0.17
34541	1,2-Dichloropropane	Grab	N	SW8260	11/11/2003	0.12	U	µg/L	0.12
34704	cis-1,3-Dichloropropene	Grab	N	SW8260	11/11/2003	0.070	U	µg/L	0.070
34699	trans-1,3-Dichloropropene	Grab	N	SW8260	11/11/2003	0.11	U	µg/L	0.11
34371	Ethylbenzene	Grab	N	SW8260	11/11/2003	0.12	U	µg/L	0.12
77103	2-Hexanone	Grab	N	SW8260	11/11/2003	0.26	U	µg/L	0.26
77424	Iodomethane	Grab	N	SW8260	11/11/2003	0.38	U	µg/L	0.38
81596	4-Methyl-2-pentanone	Grab	N	SW8260	11/11/2003	0.21	U	µg/L	0.21
34423	Methylene chloride	Grab	N	SW8260	11/11/2003	0.26	U	µg/L	0.26
77128	Styrene	Grab	N	SW8260	11/11/2003	0.17	U	µg/L	0.17
77562	1,1,1,2-Tetrachloroethane	Grab	N	SW8260	11/11/2003	0.15	U	µg/L	0.15
34516	1,1,2,2-Tetrachloroethane	Grab	N	SW8260	11/11/2003	0.11	U	µg/L	0.11
34475	Tetrachloroethene	Grab	N	SW8260	11/11/2003	0.11	U	µg/L	0.11

Data Qualifier Code Key:

*	Value exceeds Maximum Contaminant Level	I	Analyte detected below quantitation limits
S	Spike Recovery outside accepted recovery limits	U	Not Detected Above the MDL

Tomoka Semiannual GW
PARAMETER MONITORING REPORT
Ground Water (Rule 62-520.400,.420, .460)
Surface Water (Rule 62-302.500, .510, .503)
Leachate (Rule 62-701.510)
LAB Submission Number: F03100721
Sample Number: F03100721-058

Facility WACS:	64-00027540	**Sample Date/Time:**	10/29/2003 12:05:00 PM
Well/Sampling Point WACS:		**Report Period:**	Tomoka October 03
Well/Sampling Point Name:	EQ Blank	**Well Purged:**	YES
Classification of Groundwater:		**Well Type:**	
Ground Water Elevation: (NGVD):			

Storet Code	Parameter Monitored	Sampling Method	Filtered Y/N	Analysis Method	Analysis Date	Analysis Result	Q	Units	Detection Limits
34010	Toluene	Grab	N	SW8260	11/11/2003	0.10	U	µg/L	0.10
34506	1,1,1-Trichloroethane	Grab	N	SW8260	11/11/2003	0.24	U	µg/L	0.24
34511	1,1,2-Trichloroethane	Grab	N	SW8260	11/11/2003	0.13	U	µg/L	0.13
39180	Trichloroethene	Grab	N	SW8260	11/11/2003	0.15	U	µg/L	0.15
34488	Trichlorofluoromethane	Grab	N	SW8260	11/11/2003	0.32	U	µg/L	0.32
77443	1,2,3-Trichloropropane	Grab	N	SW8260	11/11/2003	0.30	U	µg/L	0.30
77057	Vinyl acetate	Grab	N	SW8260	11/11/2003	0.15	U	µg/L	0.15
39175	Vinyl chloride	Grab	N	SW8260	11/11/2003	0.14	U	µg/L	0.14
34020	Xylenes, Total	Grab	N	SW8260	11/11/2003	0.29	U	µg/L	0.29

Data Qualifier Code Key:

*	Value exceeds Maximum Contaminant Level	I	Analyte detected below quantitation limits
S	Spike Recovery outside accepted recovery limits	U	Not Detected Above the MDL

Tomoka Semiannual GW

PARAMETER MONITORING REPORT

Ground Water (Rule 62-520.400,.420, .460)

Surface Water (Rule 62-302.500, .510, .503)

Leachate (Rule 62-701.510)

LAB Submission Number: F03100721

Sample Number: F03100721-059

Facility WACS:	64-00027540	**Sample Date/Time:**	10/29/2003 2:35:00 PM
Well/Sampling Point WACS:	15844	**Report Period:**	Tomoka October 03
Well/Sampling Point Name:	N. Leachate	**Well Purged:**	YES
Classification of Groundwater:	G-II	**Well Type:**	Compliance
Ground Water Elevation: (NGVD):			

Storet Code	Parameter Monitored	Sampling Method	Filtered Y/N	Analysis Method	Analysis Date	Analysis Result	Q	Units	Detection Limits
	FIELD								
	Conductivity	Grab	N	FLD	10/29/2003	1780		umhos/c	
	Dissolved Oxygen	Grab	N	FLD	10/29/2003	7.32		mg/L	
	pH	Grab	N	FLD	10/29/2003	8.03		S.U.	
	Temperature	Grab	N	FLD	10/29/2003	25.0		deg C	
	Turbidity	Grab	N	FLD	10/29/2003	14.6		NTU	
	INORGANICS								
70300	Solids, Total Dissolved	Grab	N	E160.1	10/30/2003	1200		mg/L	1.2
00940	Chloride	Grab	N	E300.0	10/31/2003	270		mg/L	0.61
00620	Nitrogen, Nitrate	Grab	N	E300.0	10/31/2003	1.3		mg/L	0.016
00610	Nitrogen, Ammonia (As N)	Grab	N	E350.1	11/5/2003	14		mg/L	0.0040
00440	Alkalinity, Bicarbonate (As CaCO3)	Grab	N	SM2320	11/6/2003	440		mg/L	1.5
	METALS								
01002	Arsenic	Grab	N	SW6010	10/31/2003	17		µg/L	2.0
01007	Barium	Grab	N	SW6010	10/31/2003	21		µg/L	0.074
01012	Beryllium	Grab	N	SW6010	10/31/2003	0.12	U	µg/L	0.12
01027	Cadmium	Grab	N	SW6010	10/31/2003	0.24	U	µg/L	0.24
01034	Chromium	Grab	N	SW6010	10/31/2003	8.1		µg/L	0.60
01037	Cobalt	Grab	N	SW6010	10/31/2003	6.1	I	µg/L	1.5
01042	Copper	Grab	N	SW6010	10/31/2003	1.3	I	µg/L	0.58
01045	Iron	Grab	N	SW6010	10/31/2003	590		µg/L	13
01051	Lead	Grab	N	SW6010	10/31/2003	1.8	U	µg/L	1.8
01067	Nickel	Grab	N	SW6010	10/31/2003	38		µg/L	2.0
01147	Selenium	Grab	N	SW6010	10/31/2003	4.0	U	µg/L	4.0
01077	Silver	Grab	N	SW6010	10/31/2003	1.4	U	µg/L	1.4
00929	Sodium	Grab	N	SW6010	10/31/2003	280000		µg/L	230
01087	Vanadium	Grab	N	SW6010	10/31/2003	7.3	I	µg/L	0.40
01092	Zinc	Grab	N	SW6010	10/31/2003	9.4	I	µg/L	2.3
01097	Antimony	Grab	N	SW7041	11/10/2003	4.6		µg/L	0.35
71900	Mercury	Grab	N	SW7470	11/6/2003	0.050	I	µg/L	0.036
01059	Thallium	Grab	N	SW7841	11/10/2003	0.25	U	µg/L	0.25

Data Qualifier Code Key:

- * Value exceeds Maximum Contaminant Level
- S Spike Recovery outside accepted recovery limits
- I Analyte detected below quantitation limits
- U Not Detected Above the MDL

Tomoka Semiannual GW
PARAMETER MONITORING REPORT
Ground Water (Rule 62-520.400,.420, .460)
Surface Water (Rule 62-302.500, .510, .503)
Leachate (Rule 62-701.510)
LAB Submission Number: F03100721
Sample Number: F03100721-059

Facility WACS:	64-00027540	**Sample Date/Time:**	10/29/2003 2:35:00 PM
Well/Sampling Point WACS:	15844	**Report Period:**	Tomoka October 03
Well/Sampling Point Name:	N. Leachate	**Well Purged:**	YES
Classification of Groundwater:	G-II	**Well Type:**	Compliance
Ground Water Elevation: (NGVD):			

Storet Code	Parameter Monitored	Sampling Method	Filtered Y/N	Analysis Method	Analysis Date	Analysis Result	Q	Units	Detection Limits
	ORGANICS								
49146	1,2-Dibromo-3-chloropropane	Grab	N	SW8011	11/6/2003	0.0041	U	µg/L	0.0041
77651	Ethylene Dibromide	Grab	N	SW8011	11/6/2003	0.0038	U	µg/L	0.0038
81552	Acetone	Grab	N	SW8260	11/11/2003	0.91	U	µg/L	0.91
34215	Acrylonitrile	Grab	N	SW8260	11/11/2003	0.93	U	µg/L	0.93
34030	Benzene	Grab	N	SW8260	11/11/2003	0.31	U	µg/L	0.31
32105	Bromochloromethane	Grab	N	SW8260	11/11/2003	0.22	U	µg/L	0.22
32101	Bromodichloromethane	Grab	N	SW8260	11/11/2003	0.10	U	µg/L	0.10
32104	Bromoform	Grab	N	SW8260	11/11/2003	0.11	U	µg/L	0.11
34413	Bromomethane	Grab	N	SW8260	11/11/2003	0.12	U	µg/L	0.12
81595	2-Butanone	Grab	N	SW8260	11/11/2003	0.29	U	µg/L	0.29
77041	Carbon disulfide	Grab	N	SW8260	11/11/2003	0.25	U	µg/L	0.25
32102	Carbon tetrachloride	Grab	N	SW8260	11/11/2003	0.25	U	µg/L	0.25
34301	Chlorobenzene	Grab	N	SW8260	11/11/2003	0.10	U	µg/L	0.10
34311	Chloroethane	Grab	N	SW8260	11/11/2003	0.16	U	µg/L	0.16
32106	Chloroform	Grab	N	SW8260	11/11/2003	0.28	U	µg/L	0.28
34418	Chloromethane	Grab	N	SW8260	11/11/2003	0.31	U	µg/L	0.31
32105	Dibromochloromethane	Grab	N	SW8260	11/11/2003	0.16	U	µg/L	0.16
77596	Dibromomethane	Grab	N	SW8260	11/11/2003	0.13	U	µg/L	0.13
77266	trans-1,4-Dichloro-2-butene	Grab	N	SW8260	11/11/2003	0.14	U	µg/L	0.14
34536	1,2-Dichlorobenzene	Grab	N	SW8260	11/11/2003	0.18	U	µg/L	0.18
34571	1,4-Dichlorobenzene	Grab	N	SW8260	11/11/2003	0.10	U	µg/L	0.10
34496	1,1-Dichloroethane	Grab	N	SW8260	11/11/2003	0.30	U	µg/L	0.30
34531	1,2-Dichloroethane	Grab	N	SW8260	11/11/2003	0.10	U	µg/L	0.10
34501	1,1-Dichloroethene	Grab	N	SW8260	11/11/2003	0.10	U	µg/L	0.10
77093	cis-1,2-Dichloroethene	Grab	N	SW8260	11/11/2003	0.15	U	µg/L	0.15
34546	trans-1,2-Dichloroethene	Grab	N	SW8260	11/11/2003	0.17	U	µg/L	0.17
34541	1,2-Dichloropropane	Grab	N	SW8260	11/11/2003	0.12	U	µg/L	0.12
34704	cis-1,3-Dichloropropene	Grab	N	SW8260	11/11/2003	0.070	U	µg/L	0.070
34699	trans-1,3-Dichloropropene	Grab	N	SW8260	11/11/2003	0.11	U	µg/L	0.11
34371	Ethylbenzene	Grab	N	SW8260	11/11/2003	0.12	U	µg/L	0.12
77103	2-Hexanone	Grab	N	SW8260	11/11/2003	0.26	U	µg/L	0.26

Data Qualifier Code Key:

*	Value exceeds Maximum Contaminant Level	I	Analyte detected below quantitation limits
S	Spike Recovery outside accepted recovery limits	U	Not Detected Above the MDL

Tomoka Semiannual GW

PARAMETER MONITORING REPORT

Ground Water (Rule 62-520.400,.420, .460)

Surface Water (Rule 62-302.500, .510, .503)

Leachate (Rule 62-701.510)

LAB Submission Number: F03100721

Sample Number: F03100721-059

Facility WACS:	64-00027540	**Sample Date/Time:**	10/29/2003 2:35:00 PM
Well/Sampling Point WACS:	15844	**Report Period:**	Tomoka October 03
Well/Sampling Point Name:	N. Leachate	**Well Purged:**	YES
Classification of Groundwater:	G-II	**Well Type:**	Compliance
Ground Water Elevation: (NGVD):			

Storet Code	Parameter Monitored	Sampling Method	Filtered Y/N	Analysis Method	Analysis Date	Analysis Result	Q	Units	Detection Limits
77424	Iodomethane	Grab	N	SW8260	11/11/2003	0.38	U	µg/L	0.38
81596	4-Methyl-2-pentanone	Grab	N	SW8260	11/11/2003	0.21	U	µg/L	0.21
34423	Methylene chloride	Grab	N	SW8260	11/11/2003	0.26	U	µg/L	0.26
77128	Styrene	Grab	N	SW8260	11/11/2003	0.17	U	µg/L	0.17
77562	1,1,1,2-Tetrachloroethane	Grab	N	SW8260	11/11/2003	0.15	U	µg/L	0.15
34516	1,1,2,2-Tetrachloroethane	Grab	N	SW8260	11/11/2003	0.11	U	µg/L	0.11
34475	Tetrachloroethene	Grab	N	SW8260	11/11/2003	0.11	U	µg/L	0.11
34010	Toluene	Grab	N	SW8260	11/11/2003	0.46	I	µg/L	0.10
34506	1,1,1-Trichloroethane	Grab	N	SW8260	11/11/2003	0.24	U	µg/L	0.24
34511	1,1,2-Trichloroethane	Grab	N	SW8260	11/11/2003	0.13	U	µg/L	0.13
39180	Trichloroethene	Grab	N	SW8260	11/11/2003	0.15	U	µg/L	0.15
34488	Trichlorofluoromethane	Grab	N	SW8260	11/11/2003	0.32	U	µg/L	0.32
77443	1,2,3-Trichloropropane	Grab	N	SW8260	11/11/2003	0.30	U	µg/L	0.30
77057	Vinyl acetate	Grab	N	SW8260	11/11/2003	0.15	U	µg/L	0.15
39175	Vinyl chloride	Grab	N	SW8260	11/11/2003	0.14	U	µg/L	0.14
34020	Xylenes, Total	Grab	N	SW8260	11/11/2003	0.29	U	µg/L	0.29

Data Qualifier Code Key:

*	Value exceeds Maximum Contaminant Level	I	Analyte detected below quantitation limits
S	Spike Recovery outside accepted recovery limits	U	Not Detected Above the MDL

Tomoka Semiannual GW

PARAMETER MONITORING REPORT

Ground Water (Rule 62-520.400,.420, .460)

Surface Water (Rule 62-302.500, .510, .503)

Leachate (Rule 62-701.510)

LAB Submission Number: F03100721

Sample Number: F03100721-060

Facility WACS:	64-00027540	**Sample Date/Time:**	10/29/2003 9:00:00 AM
Well/Sampling Point WACS:		**Report Period:**	Tomoka October 03
Well/Sampling Point Name:	Trip Blank	**Well Purged:**	YES
Classification of Groundwater:	0	**Well Type:**	
Ground Water Elevation: (NGVD):			

Storet Code	Parameter Monitored	Sampling Method	Filtered Y/N	Analysis Method	Analysis Date	Analysis Result	Q	Units	Detection Limits
	ORGANICS								
81552	Acetone	Grab	N	SW8260	11/11/2003	0.91	U	µg/L	0.91
34215	Acrylonitrile	Grab	N	SW8260	11/11/2003	0.93	U	µg/L	0.93
34030	Benzene	Grab	N	SW8260	11/11/2003	0.31	U	µg/L	0.31
73085	Bromochloromethane	Grab	N	SW8260	11/11/2003	0.22	U	µg/L	0.22
32101	Bromodichloromethane	Grab	N	SW8260	11/11/2003	0.10	U	µg/L	0.10
32104	Bromoform	Grab	N	SW8260	11/11/2003	0.11	U	µg/L	0.11
34413	Bromomethane	Grab	N	SW8260	11/11/2003	0.12	U	µg/L	0.12
81595	2-Butanone	Grab	N	SW8260	11/11/2003	0.29	U	µg/L	0.29
77041	Carbon disulfide	Grab	N	SW8260	11/11/2003	0.25	U	µg/L	0.25
32102	Carbon tetrachloride	Grab	N	SW8260	11/11/2003	0.25	U	µg/L	0.25
34301	Chlorobenzene	Grab	N	SW8260	11/11/2003	0.10	U	µg/L	0.10
34311	Chloroethane	Grab	N	SW8260	11/11/2003	0.16	U	µg/L	0.16
32106	Chloroform	Grab	N	SW8260	11/11/2003	0.28	U	µg/L	0.28
34418	Chloromethane	Grab	N	SW8260	11/11/2003	0.31	U	µg/L	0.31
32105	Dibromochloromethane	Grab	N	SW8260	11/11/2003	0.16	U	µg/L	0.16
77596	Dibromomethane	Grab	N	SW8260	11/11/2003	0.13	U	µg/L	0.13
77268	trans-1,4-Dichloro-2-butene	Grab	N	SW8260	11/11/2003	0.14	U	µg/L	0.14
34536	1,2-Dichlorobenzene	Grab	N	SW8260	11/11/2003	0.18	U	µg/L	0.18
34571	1,4-Dichlorobenzene	Grab	N	SW8260	11/11/2003	0.10	U	µg/L	0.10
34496	1,1-Dichloroethane	Grab	N	SW8260	11/11/2003	0.30	U	µg/L	0.30
34531	1,2-Dichloroethane	Grab	N	SW8260	11/11/2003	0.10	U	µg/L	0.10
34501	1,1-Dichloroethene	Grab	N	SW8260	11/11/2003	0.10	U	µg/L	0.10
77093	cis-1,2-Dichloroethene	Grab	N	SW8260	11/11/2003	0.15	U	µg/L	0.15
34546	trans-1,2-Dichloroethene	Grab	N	SW8260	11/11/2003	0.17	U	µg/L	0.17
34541	1,2-Dichloropropane	Grab	N	SW8260	11/11/2003	0.12	U	µg/L	0.12
34704	cis-1,3-Dichloropropene	Grab	N	SW8260	11/11/2003	0.070	U	µg/L	0.070
34699	trans-1,3-Dichloropropene	Grab	N	SW8260	11/11/2003	0.11	U	µg/L	0.11
34371	Ethylbenzene	Grab	N	SW8260	11/11/2003	0.12	U	µg/L	0.12
77103	2-Hexanone	Grab	N	SW8260	11/11/2003	0.26	U	µg/L	0.26
77424	Iodomethane	Grab	N	SW8260	11/11/2003	0.38	U	µg/L	0.38
81596	4-Methyl-2-pentanone	Grab	N	SW8260	11/11/2003	0.21	U	µg/L	0.21

Data Qualifier Code Key:

- * Value exceeds Maximum Contaminant Level
- S Spike Recovery outside accepted recovery limits
- I Analyte detected below quantitation limits
- U Not Detected Above the MDL

Tomoka Semiannual GW
PARAMETER MONITORING REPORT
Ground Water (Rule 62-520.400,.420, .460)
Surface Water (Rule 62-302.500, .510, .503)
Leachate (Rule 62-701.510)
LAB Submission Number: F03100721
Sample Number: F03100721-060

Facility WACS:	64-00027540	**Sample Date/Time:**	10/29/2003 9:00:00 AM
Well/Sampling Point WACS:		**Report Period:**	Tomoka October 03
Well/Sampling Point Name:	Trip Blank	**Well Purged:**	YES
Classification of Groundwater:	0	**Well Type:**	
Ground Water Elevation: (NGVD):			

Storet Code	Parameter Monitored	Sampling Method	Filtered Y/N	Analysis Method	Analysis Date	Analysis Result	Q	Units	Detection Limits
34423	Methylene chloride	Grab	N	SW8260	11/11/2003	0.26	U	µg/L	0.26
77128	Styrene	Grab	N	SW8260	11/11/2003	0.17	U	µg/L	0.17
77562	1,1,1,2-Tetrachloroethane	Grab	N	SW8260	11/11/2003	0.15	U	µg/L	0.15
34516	1,1,2,2-Tetrachloroethane	Grab	N	SW8260	11/11/2003	0.11	U	µg/L	0.11
34475	Tetrachloroethene	Grab	N	SW8260	11/11/2003	0.11	U	µg/L	0.11
34010	Toluene	Grab	N	SW8260	11/11/2003	0.10	U	µg/L	0.10
34506	1,1,1-Trichloroethane	Grab	N	SW8260	11/11/2003	0.24	U	µg/L	0.24
34511	1,1,2-Trichloroethane	Grab	N	SW8260	11/11/2003	0.13	U	µg/L	0.13
39180	Trichloroethene	Grab	N	SW8260	11/11/2003	0.15	U	µg/L	0.15
34488	Trichlorofluoromethane	Grab	N	SW8260	11/11/2003	0.32	U	µg/L	0.32
77443	1,2,3-Trichloropropane	Grab	N	SW8260	11/11/2003	0.30	U	µg/L	0.30
77057	Vinyl acetate	Grab	N	SW8260	11/11/2003	0.15	U	µg/L	0.15
39175	Vinyl chloride	Grab	N	SW8260	11/11/2003	0.14	U	µg/L	0.14
34020	Xylenes, Total	Grab	N	SW8260	11/11/2003	0.29	U	µg/L	0.29

Data Qualifier Code Key:

*	Value exceeds Maximum Contaminant Level	I	Analyte detected below quantitation limits
S	Spike Recovery outside accepted recovery limits	U	Not Detected Above the MDL

Tomoka Semiannual GW
PARAMETER MONITORING REPORT
Ground Water (Rule 62-520.400,.420, .460)
Surface Water (Rule 62-302.500, .510, .503)
Leachate (Rule 62-701.510)
LAB Submission Number: F03100721
Sample Number: F03100721-061

Facility WACS:	64-00027540	**Sample Date/Time:**	10/30/2003 11:07:00 AM
Well/Sampling Point WACS:	15820	**Report Period:**	Tomoka October 03
Well/Sampling Point Name:	B-61 DUP	**Well Purged:**	YES
Classification of Groundwater:	G-II	**Well Type:**	Compliance
Ground Water Elevation: (NGVD):	17.66		

Storet Code	Parameter Monitored	Sampling Method	Filtered Y/N	Analysis Method	Analysis Date	Analysis Result	Q	Units	Detection Limits
	FIELD								
	Conductivity	Pump	N	FLD	10/30/2003	2171		umhos/c	
	Depth To Water	Pump	N	FLD	10/30/2003	15.00			
	Dissolved Oxygen	Pump	N	FLD	10/30/2003	2.57		mg/L	
	pH	Pump	N	FLD	10/30/2003	6.62		S.U.	
	Reference Elevation	Pump	N	FLD	10/30/2003	32.66			
	Temperature	Pump	N	FLD	10/30/2003	26.2		deg C	
	Turbidity	Pump	N	FLD	10/30/2003	12.6		NTU	
	INORGANICS								
70300	Solids, Total Dissolved	Pump	N	E160.1	10/31/2003	1300		mg/L	1.2
00940	Chloride	Pump	N	E300.0	10/31/2003	2.0	U	mg/L	2.0
00620	Nitrogen, Nitrate	Pump	N	E300.0	10/31/2003	0.50	I	mg/L	0.32
00945	Sulfate	Pump	N	E300.0	10/31/2003	93		mg/L	1.2
00610	Nitrogen, Ammonia (As N)	Pump	N	E350.1	11/5/2003	39		mg/L	0.080
	METALS								
01002	Arsenic	Pump	N	SW6010	11/3/2003	2.9	I	µg/L	2.0
01007	Barium	Pump	N	SW6010	11/3/2003	270		µg/L	0.074
01012	Beryllium	Pump	N	SW6010	11/3/2003	0.13	I	µg/L	0.12
01027	Cadmium	Pump	N	SW6010	11/3/2003	0.24	U	µg/L	0.24
01034	Chromium	Pump	N	SW6010	11/3/2003	1.1	I	µg/L	0.60
01037	Cobalt	Pump	N	SW6010	11/3/2003	4.0	I	µg/L	1.5
01042	Copper	Pump	N	SW6010	11/3/2003	0.58	U	µg/L	0.58
01045	Iron	Pump	N	SW6010	11/3/2003	9600		µg/L	13
01051	Lead	Pump	N	SW6010	11/3/2003	1.8	U	µg/L	1.8
01067	Nickel	Pump	N	SW6010	11/3/2003	5.2		µg/L	2.0
01147	Selenium	Pump	N	SW6010	11/3/2003	4.0	U	µg/L	4.0
01077	Silver	Pump	N	SW6010	11/3/2003	1.4	U	µg/L	1.4
00929	Sodium	Pump	N	SW6010	11/3/2003	170000		µg/L	230
01087	Vanadium	Pump	N	SW6010	11/3/2003	2.3	I	µg/L	0.40
01092	Zinc	Pump	N	SW6010	11/3/2003	2.3	U	µg/L	2.3
01097	Antimony	Pump	N	SW7041	11/11/2003	0.35	U	µg/L	0.35

Data Qualifier Code Key:

*	Value exceeds Maximum Contaminant Level	I	Analyte detected below quantitation limits
S	Spike Recovery outside accepted recovery limits	U	Not Detected Above the MDL

Tomoka Semiannual GW
PARAMETER MONITORING REPORT
Ground Water (Rule 62-520.400,.420, .460)
Surface Water (Rule 62-302.500, .510, .503)
Leachate (Rule 62-701.510)
LAB Submission Number: F03100721
Sample Number: F03100721-061

Facility WACS:	64-00027540	**Sample Date/Time:**	10/30/2003 11:07:00 AM
Well/Sampling Point WACS:	15820	**Report Period:**	Tomoka October 03
Well/Sampling Point Name:	B-61 DUP	**Well Purged:**	YES
Classification of Groundwater:	G-II	**Well Type:**	Compliance
Ground Water Elevation: (NGVD):	17.66		

Storet Code	Parameter Monitored	Sampling Method	Filtered Y/N	Analysis Method	Analysis Date	Analysis Result	Q	Units	Detection Limits
71900	Mercury	Pump	N	SW7470	11/6/2003	0.039	I	µg/L	0.036
01059	Thallium	Pump	N	SW7841	11/11/2003	0.25	U	µg/L	0.25
	ORGANICS								
49146	1,2-Dibromo-3-chloropropane	Pump	N	SW8011	11/6/2003	0.0041	U	µg/L	0.0041
77651	Ethylene Dibromide	Pump	N	SW8011	11/6/2003	0.0038	U	µg/L	0.0038
81552	Acetone	Pump	N	SW8260	11/11/2003	6.7	I	µg/L	0.91
34215	Acrylonitrile	Pump	N	SW8260	11/11/2003	0.93	U	µg/L	0.93
34030	Benzene	Pump	N	SW8260	11/11/2003	0.31	U	µg/L	0.31
73085	Bromochloromethane	Pump	N	SW8260	11/11/2003	0.22	U	µg/L	0.22
32101	Bromodichloromethane	Pump	N	SW8260	11/11/2003	0.10	U	µg/L	0.10
32104	Bromoform	Pump	N	SW8260	11/11/2003	0.11	U	µg/L	0.11
34413	Bromomethane	Pump	N	SW8260	11/11/2003	0.12	U	µg/L	0.12
81595	2-Butanone	Pump	N	SW8260	11/11/2003	0.29	U	µg/L	0.29
77041	Carbon disulfide	Pump	N	SW8260	11/11/2003	0.25	U	µg/L	0.25
32102	Carbon tetrachloride	Pump	N	SW8260	11/11/2003	0.25	U	µg/L	0.25
34301	Chlorobenzene	Pump	N	SW8260	11/11/2003	0.90	I	µg/L	0.10
34311	Chloroethane	Pump	N	SW8260	11/11/2003	0.16	U	µg/L	0.16
32106	Chloroform	Pump	N	SW8260	11/11/2003	0.28	U	µg/L	0.28
34418	Chloromethane	Pump	N	SW8260	11/11/2003	0.31	U	µg/L	0.31
32105	Dibromochloromethane	Pump	N	SW8260	11/11/2003	0.16	U	µg/L	0.16
77596	Dibromomethane	Pump	N	SW8260	11/11/2003	0.13	U	µg/L	0.13
77268	trans-1,4-Dichloro-2-butene	Pump	N	SW8260	11/11/2003	0.14	U	µg/L	0.14
34536	1,2-Dichlorobenzene	Pump	N	SW8260	11/11/2003	0.18	U	µg/L	0.18
34571	1,4-Dichlorobenzene	Pump	N	SW8260	11/11/2003	0.44	I	µg/L	0.10
34496	1,1-Dichloroethane	Pump	N	SW8260	11/11/2003	0.30	U	µg/L	0.30
34531	1,2-Dichloroethane	Pump	N	SW8260	11/11/2003	0.10	U	µg/L	0.10
34501	1,1-Dichloroethene	Pump	N	SW8260	11/11/2003	0.10	U	µg/L	0.10
77093	cis-1,2-Dichloroethene	Pump	N	SW8260	11/11/2003	0.15	U	µg/L	0.15
34546	trans-1,2-Dichloroethene	Pump	N	SW8260	11/11/2003	0.17	U	µg/L	0.17
34541	1,2-Dichloropropane	Pump	N	SW8260	11/11/2003	0.12	U	µg/L	0.12
34704	cis-1,3-Dichloropropene	Pump	N	SW8260	11/11/2003	0.070	U	µg/L	0.070
34699	trans-1,3-Dichloropropene	Pump	N	SW8260	11/11/2003	0.11	U	µg/L	0.11

Data Qualifier Code Key:

*	Value exceeds Maximum Contaminant Level	I	Analyte detected below quantitation limits
S	Spike Recovery outside accepted recovery limits	U	Not Detected Above the MDL

Tomoka Semiannual GW
PARAMETER MONITORING REPORT
Ground Water (Rule 62-520.400,.420, .460)
Surface Water (Rule 62-302.500, .510, .503)
Leachate (Rule 62-701.510)
LAB Submission Number: F03100721
Sample Number: F03100721-061

Facility WACS:	64-00027540	**Sample Date/Time:**	10/30/2003 11:07:00 AM
Well/Sampling Point WACS:	15820	**Report Period:**	Tomoka October 03
Well/Sampling Point Name:	B-61 DUP	**Well Purged:**	YES
Classification of Groundwater:	G-II	**Well Type:**	Compliance
Ground Water Elevation: (NGVD):	17.66		

Storet Code	Parameter Monitored	Sampling Method	Filtered Y/N	Analysis Method	Analysis Date	Analysis Result	Q	Units	Detection Limits
34371	Ethylbenzene	Pump	N	SW8260	11/11/2003	0.12	U	µg/L	0.12
77103	2-Hexanone	Pump	N	SW8260	11/11/2003	0.26	U	µg/L	0.26
77424	Iodomethane	Pump	N	SW8260	11/11/2003	0.38	U	µg/L	0.38
81596	4-Methyl-2-pentanone	Pump	N	SW8260	11/11/2003	0.21	U	µg/L	0.21
34423	Methylene chloride	Pump	N	SW8260	11/11/2003	0.26	U	µg/L	0.26
77128	Styrene	Pump	N	SW8260	11/11/2003	0.17	U	µg/L	0.17
77562	1,1,1,2-Tetrachloroethane	Pump	N	SW8260	11/11/2003	0.15	U	µg/L	0.15
34516	1,1,2,2-Tetrachloroethane	Pump	N	SW8260	11/11/2003	0.11	U	µg/L	0.11
34475	Tetrachloroethene	Pump	N	SW8260	11/11/2003	0.11	U	µg/L	0.11
34010	Toluene	Pump	N	SW8260	11/11/2003	0.10	U	µg/L	0.10
34506	1,1,1-Trichloroethane	Pump	N	SW8260	11/11/2003	0.24	U	µg/L	0.24
34511	1,1,2-Trichloroethane	Pump	N	SW8260	11/11/2003	0.13	U	µg/L	0.13
39180	Trichloroethene	Pump	N	SW8260	11/11/2003	0.15	U	µg/L	0.15
34488	Trichlorofluoromethane	Pump	N	SW8260	11/11/2003	0.32	U	µg/L	0.32
77443	1,2,3-Trichloropropane	Pump	N	SW8260	11/11/2003	0.30	U	µg/L	0.30
77057	Vinyl acetate	Pump	N	SW8260	11/11/2003	0.15	U	µg/L	0.15
39175	Vinyl chloride	Pump	N	SW8260	11/11/2003	0.14	U	µg/L	0.14
34020	Xylenes, Total	Pump	N	SW8260	11/11/2003	0.29	U	µg/L	0.29

Data Qualifier Code Key:

*	Value exceeds Maximum Contaminant Level	I	Analyte detected below quantitation limits
S	Spike Recovery outside accepted recovery limits	U	Not Detected Above the MDL

Tomoka Semiannual GW
PARAMETER MONITORING REPORT
Ground Water (Rule 62-520.400,.420, .460)
Surface Water (Rule 62-302.500, .510, .503)
Leachate (Rule 62-701.510)
LAB Submission Number: F03100721
Sample Number: F03100721-062

Facility WACS:	64-00027540	**Sample Date/Time:**	10/30/2003 12:07:00 PM
Well/Sampling Point WACS:		**Report Period:**	Tomoka October 03
Well/Sampling Point Name:	EQ Blank	**Well Purged:**	YES
Classification of Groundwater:		**Well Type:**	
Ground Water Elevation: (NGVD):			

Storet Code	Parameter Monitored	Sampling Method	Filtered Y/N	Analysis Method	Analysis Date	Analysis Result	Q	Units	Detection Limits
	INORGANICS								
70300	Solids, Total Dissolved	Grab	N	E160.1	10/31/2003	1.2	U	mg/L	1.2
00940	Chloride	Grab	N	E300.0	10/31/2003	0.10	U	mg/L	0.10
00620	Nitrogen, Nitrate	Grab	N	E300.0	10/31/2003	0.016	U	mg/L	0.016
00945	Sulfate	Grab	N	E300.0	10/31/2003	0.058	U	mg/L	0.058
00610	Nitrogen, Ammonia (As N)	Grab	N	E350.1	11/5/2003	0.097		mg/L	0.0040
	METALS								
01002	Arsenic	Grab	N	SW6010	11/3/2003	2.0	U	µg/L	2.0
01007	Barium	Grab	N	SW6010	11/3/2003	0.087	I	µg/L	0.074
01012	Beryllium	Grab	N	SW6010	11/3/2003	0.15	I	µg/L	0.12
01027	Cadmium	Grab	N	SW6010	11/3/2003	0.24	U	µg/L	0.24
01034	Chromium	Grab	N	SW6010	11/3/2003	0.60	U	µg/L	0.60
01037	Cobalt	Grab	N	SW6010	11/3/2003	1.5	U	µg/L	1.5
01042	Copper	Grab	N	SW6010	11/3/2003	0.58	U	µg/L	0.58
01045	Iron	Grab	N	SW6010	11/3/2003	13	U	µg/L	13
01051	Lead	Grab	N	SW6010	11/3/2003	1.8	U	µg/L	1.8
01067	Nickel	Grab	N	SW6010	11/3/2003	2.0	U	µg/L	2.0
01147	Selenium	Grab	N	SW6010	11/3/2003	4.0	U	µg/L	4.0
01077	Silver	Grab	N	SW6010	11/3/2003	1.4	U	µg/L	1.4
00929	Sodium	Grab	N	SW6010	11/3/2003	230	U	µg/L	230
01087	Vanadium	Grab	N	SW6010	11/3/2003	0.40	U	µg/L	0.40
01092	Zinc	Grab	N	SW6010	11/3/2003	2.3	U	µg/L	2.3
01097	Antimony	Grab	N	SW7041	11/11/2003	0.35	U	µg/L	0.35
71900	Mercury	Grab	N	SW7470	11/6/2003	0.038	I	µg/L	0.036
01059	Thallium	Grab	N	SW7841	11/11/2003	0.25	U	µg/L	0.25
	ORGANICS								
49146	1,2-Dibromo-3-chloropropane	Grab	N	SW8011	11/6/2003	0.0041	U	µg/L	0.0041
49146	1,2-Dibromo-3-chloropropane	Grab	N	SW8011	11/7/2003	0.0041	U	µg/L	0.0041
77651	Ethylene Dibromide	Grab	N	SW8011	11/6/2003	0.0038	U	µg/L	0.0038
77651	Ethylene Dibromide	Grab	N	SW8011	11/7/2003	0.0038	U	µg/L	0.0038
81552	Acetone	Grab	N	SW8260	11/11/2003	0.91	U	µg/L	0.91

Data Qualifier Code Key:

*	Value exceeds Maximum Contaminant Level	I	Analyte detected below quantitation limits
S	Spike Recovery outside accepted recovery limits	U	Not Detected Above the MDL

Tomoka Semiannual GW

PARAMETER MONITORING REPORT

Ground Water (Rule 62-520.400,.420, .460)

Surface Water (Rule 62-302.500, .510, .503)

Leachate (Rule 62-701.510)

LAB Submission Number: F03100721

Sample Number: F03100721-062

Facility WACS:	64-00027540	**Sample Date/Time:**	10/30/2003 12:07:00 PM
Well/Sampling Point WACS:		**Report Period:**	Tomoka October 03
Well/Sampling Point Name:	EQ Blank	**Well Purged:**	YES
Classification of Groundwater:		**Well Type:**	
Ground Water Elevation: (NGVD):			

Storet Code	Parameter Monitored	Sampling Method	Filtered Y/N	Analysis Method	Analysis Date	Analysis Result	Q	Units	Detection Limits
34215	Acrylonitrile	Grab	N	SW8260	11/11/2003	0.93	U	µg/L	0.93
34030	Benzene	Grab	N	SW8260	11/11/2003	0.31	U	µg/L	0.31
73085	Bromochloromethane	Grab	N	SW8260	11/11/2003	0.22	U	µg/L	0.22
32101	Bromodichloromethane	Grab	N	SW8260	11/11/2003	0.10	U	µg/L	0.10
32104	Bromoform	Grab	N	SW8260	11/11/2003	0.11	U	µg/L	0.11
34413	Bromomethane	Grab	N	SW8260	11/11/2003	0.12	U	µg/L	0.12
81595	2-Butanone	Grab	N	SW8260	11/11/2003	0.29	U	µg/L	0.29
77041	Carbon disulfide	Grab	N	SW8260	11/11/2003	0.25	U	µg/L	0.25
32102	Carbon tetrachloride	Grab	N	SW8260	11/11/2003	0.25	U	µg/L	0.25
34301	Chlorobenzene	Grab	N	SW8260	11/11/2003	0.10	U	µg/L	0.10
34311	Chloroethane	Grab	N	SW8260	11/11/2003	0.16	U	µg/L	0.16
32106	Chloroform	Grab	N	SW8260	11/11/2003	0.28	U	µg/L	0.28
34418	Chloromethane	Grab	N	SW8260	11/11/2003	0.31	U	µg/L	0.31
32105	Dibromochloromethane	Grab	N	SW8260	11/11/2003	0.16	U	µg/L	0.16
77596	Dibromomethane	Grab	N	SW8260	11/11/2003	0.13	U	µg/L	0.13
77268	trans-1,4-Dichloro-2-butene	Grab	N	SW8260	11/11/2003	0.14	U	µg/L	0.14
34536	1,2-Dichlorobenzene	Grab	N	SW8260	11/11/2003	0.18	U	µg/L	0.18
34571	1,4-Dichlorobenzene	Grab	N	SW8260	11/11/2003	0.10	U	µg/L	0.10
34496	1,1-Dichloroethane	Grab	N	SW8260	11/11/2003	0.30	U	µg/L	0.30
34531	1,2-Dichloroethane	Grab	N	SW8260	11/11/2003	0.10	U	µg/L	0.10
34501	1,1-Dichloroethene	Grab	N	SW8260	11/11/2003	0.10	U	µg/L	0.10
77093	cis-1,2-Dichloroethene	Grab	N	SW8260	11/11/2003	0.15	U	µg/L	0.15
34546	trans-1,2-Dichloroethene	Grab	N	SW8260	11/11/2003	0.17	U	µg/L	0.17
34541	1,2-Dichloropropane	Grab	N	SW8260	11/11/2003	0.12	U	µg/L	0.12
34704	cis-1,3-Dichloropropene	Grab	N	SW8260	11/11/2003	0.070	U	µg/L	0.070
34699	trans-1,3-Dichloropropene	Grab	N	SW8260	11/11/2003	0.11	U	µg/L	0.11
34371	Ethylbenzene	Grab	N	SW8260	11/11/2003	0.12	U	µg/L	0.12
77103	2-Hexanone	Grab	N	SW8260	11/11/2003	0.26	U	µg/L	0.26
77424	Iodomethane	Grab	N	SW8260	11/11/2003	0.38	U	µg/L	0.38
81596	4-Methyl-2-pentanone	Grab	N	SW8260	11/11/2003	0.21	U	µg/L	0.21
34423	Methylene chloride	Grab	N	SW8260	11/11/2003	0.26	U	µg/L	0.26
77128	Styrene	Grab	N	SW8260	11/11/2003	0.17	U	µg/L	0.17
77562	1,1,1,2-Tetrachloroethane	Grab	N	SW8260	11/11/2003	0.15	U	µg/L	0.15

Data Qualifier Code Key:

*	Value exceeds Maximum Contaminant Level	I	Analyte detected below quantitation limits
S	Spike Recovery outside accepted recovery limits	U	Not Detected Above the MDL

Tomoka Semiannual GW
PARAMETER MONITORING REPORT
Ground Water (Rule 62-520.400,.420, .460)
Surface Water (Rule 62-302.500, .510, .503)
Leachate (Rule 62-701.510)
LAB Submission Number: F03100721
Sample Number: F03100721-062

Facility WACS:	64-00027540	**Sample Date/Time:**	10/30/2003 12:07:00 PM
Well/Sampling Point WACS:		**Report Period:**	Tomoka October 03
Well/Sampling Point Name:	EQ Blank	**Well Purged:**	YES
Classification of Groundwater:		**Well Type:**	
Ground Water Elevation: (NGVD):			

Storet Code	Parameter Monitored	Sampling Method	Filtered Y/N	Analysis Method	Analysis Date	Analysis Result	Q	Units	Detection Limits
34516	1,1,2,2-Tetrachloroethane	Grab	N	SW8260	11/11/2003	0.11	U	µg/L	0.11
34475	Tetrachloroethene	Grab	N	SW8260	11/11/2003	0.11	U	µg/L	0.11
34010	Toluene	Grab	N	SW8260	11/11/2003	0.10	U	µg/L	0.10
34506	1,1,1-Trichloroethane	Grab	N	SW8260	11/11/2003	0.24	U	µg/L	0.24
34511	1,1,2-Trichloroethane	Grab	N	SW8260	11/11/2003	0.13	U	µg/L	0.13
39180	Trichloroethene	Grab	N	SW8260	11/11/2003	0.15	U	µg/L	0.15
34488	Trichlorofluoromethane	Grab	N	SW8260	11/11/2003	0.32	U	µg/L	0.32
77443	1,2,3-Trichloropropane	Grab	N	SW8260	11/11/2003	0.30	U	µg/L	0.30
77057	Vinyl acetate	Grab	N	SW8260	11/11/2003	0.15	U	µg/L	0.15
39175	Vinyl chloride	Grab	N	SW8260	11/11/2003	0.14	U	µg/L	0.14
34020	Xylenes, Total	Grab	N	SW8260	11/11/2003	0.29	U	µg/L	0.29

Data Qualifier Code Key:

*	Value exceeds Maximum Contaminant Level	I	Analyte detected below quantitation limits
S	Spike Recovery outside accepted recovery limits	U	Not Detected Above the MDL

Tomoka Semiannual GW
PARAMETER MONITORING REPORT
Ground Water (Rule 62-520.400,.420, .460)
Surface Water (Rule 62-302.500, .510, .503)
Leachate (Rule 62-701.510)
LAB Submission Number: F03100721
Sample Number: F03100721-063

Facility WACS:	64-00027540	**Sample Date/Time:**	10/30/2003 9:00:00 AM
Well/Sampling Point WACS:		**Report Period:**	Tomoka October 03
Well/Sampling Point Name:	Trip Blank	**Well Purged:**	YES
Classification of Groundwater:	0	**Well Type:**	
Ground Water Elevation: (NGVD):			

Storet Code	Parameter Monitored	Sampling Method	Filtered Y/N	Analysis Method	Analysis Date	Analysis Result	Q	Units	Detection Limits
	ORGANICS								
81552	Acetone	Grab	N	SW8260	11/11/2003	0.91	U	µg/L	0.91
34215	Acrylonitrile	Grab	N	SW8260	11/11/2003	0.93	U	µg/L	0.93
34030	Benzene	Grab	N	SW8260	11/11/2003	0.31	U	µg/L	0.31
73085	Bromochloromethane	Grab	N	SW8260	11/11/2003	0.22	U	µg/L	0.22
32101	Bromodichloromethane	Grab	N	SW8260	11/11/2003	0.10	U	µg/L	0.10
32104	Bromoform	Grab	N	SW8260	11/11/2003	0.11	U	µg/L	0.11
34413	Bromomethane	Grab	N	SW8260	11/11/2003	0.12	U	µg/L	0.12
81595	2-Butanone	Grab	N	SW8260	11/11/2003	0.29	U	µg/L	0.29
77041	Carbon disulfide	Grab	N	SW8260	11/11/2003	0.25	U	µg/L	0.25
32102	Carbon tetrachloride	Grab	N	SW8260	11/11/2003	0.25	U	µg/L	0.25
34301	Chlorobenzene	Grab	N	SW8260	11/11/2003	0.10	U	µg/L	0.10
34311	Chloroethane	Grab	N	SW8260	11/11/2003	0.16	U	µg/L	0.16
32106	Chloroform	Grab	N	SW8260	11/11/2003	0.28	U	µg/L	0.28
34418	Chloromethane	Grab	N	SW8260	11/11/2003	0.31	U	µg/L	0.31
32105	Dibromochloromethane	Grab	N	SW8260	11/11/2003	0.16	U	µg/L	0.16
77596	Dibromomethane	Grab	N	SW8260	11/11/2003	0.13	U	µg/L	0.13
77268	trans-1,4-Dichloro-2-butene	Grab	N	SW8260	11/11/2003	0.14	U	µg/L	0.14
34536	1,2-Dichlorobenzene	Grab	N	SW8260	11/11/2003	0.18	U	µg/L	0.18
34571	1,4-Dichlorobenzene	Grab	N	SW8260	11/11/2003	0.10	U	µg/L	0.10
34496	1,1-Dichloroethane	Grab	N	SW8260	11/11/2003	0.30	U	µg/L	0.30
34531	1,2-Dichloroethane	Grab	N	SW8260	11/11/2003	0.10	U	µg/L	0.10
34501	1,1-Dichloroethene	Grab	N	SW8260	11/11/2003	0.10	U	µg/L	0.10
77093	cis-1,2-Dichloroethene	Grab	N	SW8260	11/11/2003	0.15	U	µg/L	0.15
34546	trans-1,2-Dichloroethene	Grab	N	SW8260	11/11/2003	0.17	U	µg/L	0.17
34541	1,2-Dichloropropane	Grab	N	SW8260	11/11/2003	0.12	U	µg/L	0.12
34704	cis-1,3-Dichloropropene	Grab	N	SW8260	11/11/2003	0.070	U	µg/L	0.070
34699	trans-1,3-Dichloropropene	Grab	N	SW8260	11/11/2003	0.11	U	µg/L	0.11
34371	Ethylbenzene	Grab	N	SW8260	11/11/2003	0.12	U	µg/L	0.12
77103	2-Hexanone	Grab	N	SW8260	11/11/2003	0.26	U	µg/L	0.26
77424	Iodomethane	Grab	N	SW8260	11/11/2003	0.38	U	µg/L	0.38
81596	4-Methyl-2-pentanone	Grab	N	SW8260	11/11/2003	0.21	U	µg/L	0.21

Data Qualifier Code Key:

*	Value exceeds Maximum Contaminant Level	I	Analyte detected below quantitation limits
S	Spike Recovery outside accepted recovery limits	U	Not Detected Above the MDL

Tomoka Semiannual GW
PARAMETER MONITORING REPORT
Ground Water (Rule 62-520.400,.420, .460)
Surface Water (Rule 62-302.500, .510, .503)
Leachate (Rule 62-701.510)
LAB Submission Number: F03100721
Sample Number: F03100721-063

Facility WACS:	64-00027540	**Sample Date/Time:**	10/30/2003 9:00:00 AM
Well/Sampling Point WACS:		**Report Period:**	Tomoka October 03
Well/Sampling Point Name:	Trip Blank	**Well Purged:**	YES
Classification of Groundwater:	0	**Well Type:**	
Ground Water Elevation: (NGVD):			

Storet Code	Parameter Monitored	Sampling Method	Filtered Y/N	Analysis Method	Analysis Date	Analysis Result	Q	Units	Detection Limits
34423	Methylene chloride	Grab	N	SW8260	11/11/2003	0.26	U	µg/L	0.26
77128	Styrene	Grab	N	SW8260	11/11/2003	0.17	U	µg/L	0.17
77562	1,1,1,2-Tetrachloroethane	Grab	N	SW8260	11/11/2003	0.15	U	µg/L	0.15
34516	1,1,2,2-Tetrachloroethane	Grab	N	SW8260	11/11/2003	0.11	U	µg/L	0.11
34475	Tetrachloroethene	Grab	N	SW8260	11/11/2003	0.11	U	µg/L	0.11
34010	Toluene	Grab	N	SW8260	11/11/2003	0.10	U	µg/L	0.10
34506	1,1,1-Trichloroethane	Grab	N	SW8260	11/11/2003	0.24	U	µg/L	0.24
34511	1,1,2-Trichloroethane	Grab	N	SW8260	11/11/2003	0.13	U	µg/L	0.13
39180	Trichloroethene	Grab	N	SW8260	11/11/2003	0.15	U	µg/L	0.15
34488	Trichlorofluoromethane	Grab	N	SW8260	11/11/2003	0.32	U	µg/L	0.32
77443	1,2,3-Trichloropropane	Grab	N	SW8260	11/11/2003	0.30	U	µg/L	0.30
77057	Vinyl acetate	Grab	N	SW8260	11/11/2003	0.15	U	µg/L	0.15
39175	Vinyl chloride	Grab	N	SW8260	11/11/2003	0.14	U	µg/L	0.14
34020	Xylenes, Total	Grab	N	SW8260	11/11/2003	0.29	U	µg/L	0.29

Data Qualifier Code Key:

*	Value exceeds Maximum Contaminant Level	I	Analyte detected below quantitation limits
S	Spike Recovery outside accepted recovery limits	U	Not Detected Above the MDL

Tomoka Semiannual GW
PARAMETER MONITORING REPORT
Ground Water (Rule 62-520.400,.420, .460)
Surface Water (Rule 62-302.500, .510, .503)
Leachate (Rule 62-701.510)
LAB Submission Number: F03100721
Sample Number: F03100721-064

Facility WACS:	64-00027540	**Sample Date/Time:**	10/31/2003 11:34:00 AM
Well/Sampling Point WACS:		**Report Period:**	Tomoka October 03
Well/Sampling Point Name:	B-70-2 DUP	**Well Purged:**	YES
Classification of Groundwater:	G-II	**Well Type:**	Detection
Ground Water Elevation: (NGVD):	21.85		

Storet Code	Parameter Monitored	Sampling Method	Filtered Y/N	Analysis Method	Analysis Date	Analysis Result	Q	Units	Detection Limits
	FIELD								
	Conductivity	Pump	N	FLD	10/31/2003	128		umhos/c	
	Depth To Water	Pump	N	FLD	10/31/2003	10.25			
	Dissolved Oxygen	Pump	N	FLD	10/31/2003	0.96		mg/L	
	pH	Pump	N	FLD	10/31/2003	5.33		S.U.	
	Reference Elevation	Pump	N	FLD	10/31/2003	32.10			
	Temperature	Pump	N	FLD	10/31/2003	25.0		deg C	
	Turbidity	Pump	N	FLD	10/31/2003	19.0		NTU	
	INORGANICS								
70300	Solids, Total Dissolved	Pump	N	E160.1	11/3/2003	120		mg/L	1.2
00940	Chloride	Pump	N	E300.0	11/1/2003	7.7		mg/L	0.10
00620	Nitrogen, Nitrate	Pump	N	E300.0	11/1/2003	0.021	I	mg/L	0.016
00945	Sulfate	Pump	N	E300.0	11/1/2003	26		mg/L	0.058
00610	Nitrogen, Ammonia (As N)	Pump	N	E350.1	11/5/2003	0.072		mg/L	0.0040
	METALS								
01002	Arsenic	Pump	N	SW6010	11/3/2003	2.0	U	µg/L	2.0
01007	Barium	Pump	N	SW6010	11/3/2003	21		µg/L	0.074
01012	Beryllium	Pump	N	SW6010	11/3/2003	0.42	I	µg/L	0.12
01027	Cadmium	Pump	N	SW6010	11/3/2003	0.24	U	µg/L	0.24
01034	Chromium	Pump	N	SW6010	11/3/2003	6.3		µg/L	0.60
01037	Cobalt	Pump	N	SW6010	11/3/2003	1.5	U	µg/L	1.5
01042	Copper	Pump	N	SW6010	11/3/2003	0.58	U	µg/L	0.58
01045	Iron	Pump	N	SW6010	11/3/2003	7900		µg/L	13
01051	Lead	Pump	N	SW6010	11/3/2003	1.8	U	µg/L	1.8
01067	Nickel	Pump	N	SW6010	11/3/2003	2.0	U	µg/L	2.0
01147	Selenium	Pump	N	SW6010	11/3/2003	4.0	U	µg/L	4.0
01077	Silver	Pump	N	SW6010	11/3/2003	1.4	U	µg/L	1.4
00929	Sodium	Pump	N	SW6010	11/3/2003	8800		µg/L	230
01087	Vanadium	Pump	N	SW6010	11/3/2003	15		µg/L	0.40
01092	Zinc	Pump	N	SW6010	11/3/2003	3.7	I	µg/L	2.3
01097	Antimony	Pump	N	SW7041	11/4/2003	0.35	U	µg/L	0.35

Data Qualifier Code Key:

*	Value exceeds Maximum Contaminant Level	I	Analyte detected below quantitation limits
S	Spike Recovery outside accepted recovery limits	U	Not Detected Above the MDL

Tomoka Semiannual GW
PARAMETER MONITORING REPORT
Ground Water (Rule 62-520.400,.420, .460)
Surface Water (Rule 62-302.500, .510, .503)
Leachate (Rule 62-701.510)
LAB Submission Number: F03100721
Sample Number: F03100721-064

Facility WACS:	64-00027540	**Sample Date/Time:**	10/31/2003 11:34:00 AM
Well/Sampling Point WACS:		**Report Period:**	Tomoka October 03
Well/Sampling Point Name:	B-70-2 DUP	**Well Purged:**	YES
Classification of Groundwater:	G-II	**Well Type:**	Detection
Ground Water Elevation: (NGVD):	21.85		

Storet Code	Parameter Monitored	Sampling Method	Filtered Y/N	Analysis Method	Analysis Date	Analysis Result	Q	Units	Detection Limits
71900	Mercury	Pump	N	SW7470	11/6/2003	0.036	U	µg/L	0.036
01059	Thallium	Pump	N	SW7841	11/12/2003	0.25	U	µg/L	0.25
	ORGANICS								
49146	1,2-Dibromo-3-chloropropane	Pump	N	SW8011	11/6/2003	0.0041	U	µg/L	0.0041
77651	Ethylene Dibromide	Pump	N	SW8011	11/6/2003	0.0038	U	µg/L	0.0038
81552	Acetone	Pump	N	SW8260	11/11/2003	0.91	U	µg/L	0.91
34215	Acrylonitrile	Pump	N	SW8260	11/11/2003	0.93	U	µg/L	0.93
34030	Benzene	Pump	N	SW8260	11/11/2003	0.31	U	µg/L	0.31
73085	Bromochloromethane	Pump	N	SW8260	11/11/2003	0.22	U	µg/L	0.22
32101	Bromodichloromethane	Pump	N	SW8260	11/11/2003	0.10	U	µg/L	0.10
32104	Bromoform	Pump	N	SW8260	11/11/2003	0.11	U	µg/L	0.11
34413	Bromomethane	Pump	N	SW8260	11/11/2003	0.12	U	µg/L	0.12
81595	2-Butanone	Pump	N	SW8260	11/11/2003	0.29	U	µg/L	0.29
77041	Carbon disulfide	Pump	N	SW8260	11/11/2003	0.25	U	µg/L	0.25
32102	Carbon tetrachloride	Pump	N	SW8260	11/11/2003	0.25	U	µg/L	0.25
34301	Chlorobenzene	Pump	N	SW8260	11/11/2003	0.10	U	µg/L	0.10
34311	Chloroethane	Pump	N	SW8260	11/11/2003	0.16	U	µg/L	0.16
32106	Chloroform	Pump	N	SW8260	11/11/2003	0.28	U	µg/L	0.28
34418	Chloromethane	Pump	N	SW8260	11/11/2003	0.31	U	µg/L	0.31
32105	Dibromochloromethane	Pump	N	SW8260	11/11/2003	0.16	U	µg/L	0.16
77596	Dibromomethane	Pump	N	SW8260	11/11/2003	0.13	U	µg/L	0.13
77268	trans-1,4-Dichloro-2-butene	Pump	N	SW8260	11/11/2003	0.14	U	µg/L	0.14
34536	1,2-Dichlorobenzene	Pump	N	SW8260	11/11/2003	0.18	U	µg/L	0.18
34571	1,4-Dichlorobenzene	Pump	N	SW8260	11/11/2003	0.10	U	µg/L	0.10
34496	1,1-Dichloroethane	Pump	N	SW8260	11/11/2003	0.30	U	µg/L	0.30
34531	1,2-Dichloroethane	Pump	N	SW8260	11/11/2003	0.10	U	µg/L	0.10
34501	1,1-Dichloroethene	Pump	N	SW8260	11/11/2003	0.10	U	µg/L	0.10
77093	cis-1,2-Dichloroethene	Pump	N	SW8260	11/11/2003	0.15	U	µg/L	0.15
34546	trans-1,2-Dichloroethene	Pump	N	SW8260	11/11/2003	0.17	U	µg/L	0.17
34541	1,2-Dichloropropane	Pump	N	SW8260	11/11/2003	0.12	U	µg/L	0.12
34704	cis-1,3-Dichloropropene	Pump	N	SW8260	11/11/2003	0.070	U	µg/L	0.070
34699	trans-1,3-Dichloropropene	Pump	N	SW8260	11/11/2003	0.11	U	µg/L	0.11

Data Qualifier Code Key:

*	Value exceeds Maximum Contaminant Level	I	Analyte detected below quantitation limits
S	Spike Recovery outside accepted recovery limits	U	Not Detected Above the MDL

Tomoka Semiannual GW
PARAMETER MONITORING REPORT
Ground Water (Rule 62-520.400,.420, .460)
Surface Water (Rule 62-302.500, .510, .503)
Leachate (Rule 62-701.510)
LAB Submission Number: F03100721
Sample Number: F03100721-064

Facility WACS:	64-00027540	**Sample Date/Time:**	10/31/2003 11:34:00 AM
Well/Sampling Point WACS:		**Report Period:**	Tomoka October 03
Well/Sampling Point Name:	B-70-2 DUP	**Well Purged:**	YES
Classification of Groundwater:	G-II	**Well Type:**	Detection
Ground Water Elevation: (NGVD):	21.85		

Storet Code	Parameter Monitored	Sampling Method	Filtered Y/N	Analysis Method	Analysis Date	Analysis Result	Q	Units	Detection Limits
34371	Ethylbenzene	Pump	N	SW8260	11/11/2003	0.12	U	µg/L	0.12
77103	2-Hexanone	Pump	N	SW8260	11/11/2003	0.26	U	µg/L	0.26
77424	Iodomethane	Pump	N	SW8260	11/11/2003	0.38	U	µg/L	0.38
81596	4-Methyl-2-pentanone	Pump	N	SW8260	11/11/2003	0.21	U	µg/L	0.21
34423	Methylene chloride	Pump	N	SW8260	11/11/2003	0.26	U	µg/L	0.26
77128	Styrene	Pump	N	SW8260	11/11/2003	0.17	U	µg/L	0.17
77562	1,1,1,2-Tetrachloroethane	Pump	N	SW8260	11/11/2003	0.15	U	µg/L	0.15
34516	1,1,2,2-Tetrachloroethane	Pump	N	SW8260	11/11/2003	0.11	U	µg/L	0.11
34475	Tetrachloroethene	Pump	N	SW8260	11/11/2003	0.11	U	µg/L	0.11
34010	Toluene	Pump	N	SW8260	11/11/2003	0.10	U	µg/L	0.10
34506	1,1,1-Trichloroethane	Pump	N	SW8260	11/11/2003	0.24	U	µg/L	0.24
34511	1,1,2-Trichloroethane	Pump	N	SW8260	11/11/2003	0.13	U	µg/L	0.13
39180	Trichloroethene	Pump	N	SW8260	11/11/2003	0.15	U	µg/L	0.15
34488	Trichlorofluoromethane	Pump	N	SW8260	11/11/2003	0.32	U	µg/L	0.32
77443	1,2,3-Trichloropropane	Pump	N	SW8260	11/11/2003	0.30	U	µg/L	0.30
77057	Vinyl acetate	Pump	N	SW8260	11/11/2003	0.15	U	µg/L	0.15
39175	Vinyl chloride	Pump	N	SW8260	11/11/2003	0.14	U	µg/L	0.14
34020	Xylenes, Total	Pump	N	SW8260	11/11/2003	0.29	U	µg/L	0.29

Data Qualifier Code Key:

*	Value exceeds Maximum Contaminant Level	1	Analyte detected below quantitation limits
S	Spike Recovery outside accepted recovery limits	U	Not Detected Above the MDL

Tomoka Semiannual GW
PARAMETER MONITORING REPORT
Ground Water (Rule 62-520.400,.420, .460)
Surface Water (Rule 62-302.500, .510, .503)
Leachate (Rule 62-701.510)
LAB Submission Number: F03100721
Sample Number: F03100721-065

Facility WACS:	64-00027540	**Sample Date/Time:**	10/31/2003 11:46:00 AM
Well/Sampling Point WACS:		**Report Period:**	Tomoka October 03
Well/Sampling Point Name:	EQ Blank	**Well Purged:**	YES
Classification of Groundwater:		**Well Type:**	
Ground Water Elevation: (NGVD):			

Storet Code	Parameter Monitored	Sampling Method	Filtered Y/N	Analysis Method	Analysis Date	Analysis Result	Q	Units	Detection Limits
	INORGANICS								
70300	Solids, Total Dissolved	Grab	N	E160.1	11/3/2003	1.2	U	mg/L	1.2
00940	Chloride	Grab	N	E300.0	11/1/2003	0.10	U	mg/L	0.10
00620	Nitrogen, Nitrate	Grab	N	E300.0	11/1/2003	0.016	U	mg/L	0.016
00945	Sulfate	Grab	N	E300.0	11/1/2003	0.058	U	mg/L	0.058
00610	Nitrogen, Ammonia (As N)	Grab	N	E350.1	11/5/2003	0.026		mg/L	0.0040
	METALS								
01002	Arsenic	Grab	N	SW6010	11/3/2003	2.0	U	µg/L	2.0
01007	Barium	Grab	N	SW6010	11/3/2003	0.14	I	µg/L	0.074
01012	Beryllium	Grab	N	SW6010	11/3/2003	0.13	I	µg/L	0.12
01027	Cadmium	Grab	N	SW6010	11/3/2003	0.24	U	µg/L	0.24
01034	Chromium	Grab	N	SW6010	11/3/2003	0.60	U	µg/L	0.60
01037	Cobalt	Grab	N	SW6010	11/3/2003	1.5	U	µg/L	1.5
01042	Copper	Grab	N	SW6010	11/3/2003	0.58	U	µg/L	0.58
01045	Iron	Grab	N	SW6010	11/3/2003	13	U	µg/L	13
01051	Lead	Grab	N	SW6010	11/3/2003	1.8	U	µg/L	1.8
01067	Nickel	Grab	N	SW6010	11/3/2003	2.0	U	µg/L	2.0
01147	Selenium	Grab	N	SW6010	11/3/2003	4.0	U	µg/L	4.0
01077	Silver	Grab	N	SW6010	11/3/2003	1.4	U	µg/L	1.4
00929	Sodium	Grab	N	SW6010	11/3/2003	230	U	µg/L	230
01087	Vanadium	Grab	N	SW6010	11/3/2003	0.40	U	µg/L	0.40
01092	Zinc	Grab	N	SW6010	11/3/2003	2.3	U	µg/L	2.3
01097	Antimony	Grab	N	SW7041	11/4/2003	0.35	U	µg/L	0.35
71900	Mercury	Grab	N	SW7470	11/6/2003	0.036	U	µg/L	0.036
01059	Thallium	Grab	N	SW7841	11/12/2003	0.25	U	µg/L	0.25
	ORGANICS								
49146	1,2-Dibromo-3-chloropropane	Grab	N	SW8011	11/6/2003	0.0041	U	µg/L	0.0041
77651	Ethylene Dibromide	Grab	N	SW8011	11/6/2003	0.0038	U	µg/L	0.0038
81552	Acetone	Grab	N	SW8260	11/11/2003	0.91	U	µg/L	0.91
34215	Acrylonitrile	Grab	N	SW8260	11/11/2003	0.93	U	µg/L	0.93
34030	Benzene	Grab	N	SW8260	11/11/2003	0.31	U	µg/L	0.31

Data Qualifier Code Key:
- * Value exceeds Maximum Contaminant Level
- S Spike Recovery outside accepted recovery limits
- I Analyte detected below quantitation limits
- U Not Detected Above the MDL

Tomoka Semiannual GW
PARAMETER MONITORING REPORT
Ground Water (Rule 62-520.400,.420, .460)
Surface Water (Rule 62-302.500, .510, .503)
Leachate (Rule 62-701.510)
LAB Submission Number: F03100721
Sample Number: F03100721-065

Facility WACS:	64-00027540	**Sample Date/Time:**	10/31/2003 11:46:00 AM
Well/Sampling Point WACS:		**Report Period:**	Tomoka October 03
Well/Sampling Point Name:	EQ Blank	**Well Purged:**	YES
Classification of Groundwater:		**Well Type:**	
Ground Water Elevation: (NGVD):			

Storet Code	Parameter Monitored	Sampling Method	Filtered Y/N	Analysis Method	Analysis Date	Analysis Result	Q	Units	Detection Limits
73085	Bromochloromethane	Grab	N	SW8260	11/11/2003	0.22	U	µg/L	0.22
32101	Bromodichloromethane	Grab	N	SW8260	11/11/2003	0.10	U	µg/L	0.10
32104	Bromoform	Grab	N	SW8260	11/11/2003	0.11	U	µg/L	0.11
34413	Bromomethane	Grab	N	SW8260	11/11/2003	0.12	U	µg/L	0.12
81595	2-Butanone	Grab	N	SW8260	11/11/2003	0.29	U	µg/L	0.29
77041	Carbon disulfide	Grab	N	SW8260	11/11/2003	0.25	U	µg/L	0.25
32102	Carbon tetrachloride	Grab	N	SW8260	11/11/2003	0.25	U	µg/L	0.25
34301	Chlorobenzene	Grab	N	SW8260	11/11/2003	0.10	U	µg/L	0.10
34311	Chloroethane	Grab	N	SW8260	11/11/2003	0.16	U	µg/L	0.16
32106	Chloroform	Grab	N	SW8260	11/11/2003	0.28	U	µg/L	0.28
34418	Chloromethane	Grab	N	SW8260	11/11/2003	0.31	U	µg/L	0.31
32105	Dibromochloromethane	Grab	N	SW8260	11/11/2003	0.16	U	µg/L	0.16
77596	Dibromomethane	Grab	N	SW8260	11/11/2003	0.13	U	µg/L	0.13
77268	trans-1,4-Dichloro-2-butene	Grab	N	SW8260	11/11/2003	0.14	U	µg/L	0.14
34536	1,2-Dichlorobenzene	Grab	N	SW8260	11/11/2003	0.18	U	µg/L	0.18
34571	1,4-Dichlorobenzene	Grab	N	SW8260	11/11/2003	0.10	U	µg/L	0.10
34496	1,1-Dichloroethane	Grab	N	SW8260	11/11/2003	0.30	U	µg/L	0.30
34531	1,2-Dichloroethane	Grab	N	SW8260	11/11/2003	0.10	U	µg/L	0.10
34501	1,1-Dichloroethene	Grab	N	SW8260	11/11/2003	0.10	U	µg/L	0.10
77093	cis-1,2-Dichloroethene	Grab	N	SW8260	11/11/2003	0.15	U	µg/L	0.15
34546	trans-1,2-Dichloroethene	Grab	N	SW8260	11/11/2003	0.17	U	µg/L	0.17
34541	1,2-Dichloropropane	Grab	N	SW8260	11/11/2003	0.12	U	µg/L	0.12
34704	cis-1,3-Dichloropropene	Grab	N	SW8260	11/11/2003	0.070	U	µg/L	0.070
34699	trans-1,3-Dichloropropene	Grab	N	SW8260	11/11/2003	0.11	U	µg/L	0.11
34371	Ethylbenzene	Grab	N	SW8260	11/11/2003	0.12	U	µg/L	0.12
77103	2-Hexanone	Grab	N	SW8260	11/11/2003	0.26	U	µg/L	0.26
77424	Iodomethane	Grab	N	SW8260	11/11/2003	0.38	U	µg/L	0.38
81596	4-Methyl-2-pentanone	Grab	N	SW8260	11/11/2003	0.21	U	µg/L	0.21
34423	Methylene chloride	Grab	N	SW8260	11/11/2003	0.26	U	µg/L	0.26
77128	Styrene	Grab	N	SW8260	11/11/2003	0.17	U	µg/L	0.17
77562	1,1,1,2-Tetrachloroethane	Grab	N	SW8260	11/11/2003	0.15	U	µg/L	0.15
34516	1,1,2,2-Tetrachloroethane	Grab	N	SW8260	11/11/2003	0.11	U	µg/L	0.11
34475	Tetrachloroethene	Grab	N	SW8260	11/11/2003	0.11	U	µg/L	0.11

Data Qualifier Code Key:

*	Value exceeds Maximum Contaminant Level	I	Analyte detected below quantitation limits
S	Spike Recovery outside accepted recovery limits	U	Not Detected Above the MDL

Tomoka Semiannual GW
PARAMETER MONITORING REPORT
Ground Water (Rule 62-520.400,.420, .460)
Surface Water (Rule 62-302.500, .510, .503)
Leachate (Rule 62-701.510)
LAB Submission Number: F03100721
Sample Number: F03100721-065

Facility WACS:	64-00027540	**Sample Date/Time:**	10/31/2003 11:46:00 AM
Well/Sampling Point WACS:		**Report Period:**	Tomoka October 03
Well/Sampling Point Name:	EQ Blank	**Well Purged:**	YES
Classification of Groundwater:		**Well Type:**	
Ground Water Elevation: (NGVD):			

Storet Code	Parameter Monitored	Sampling Method	Filtered Y/N	Analysis Method	Analysis Date	Analysis Result	Q	Units	Detection Limits
34010	Toluene	Grab	N	SW8260	11/11/2003	0.10	U	µg/L	0.10
34506	1,1,1-Trichloroethane	Grab	N	SW8260	11/11/2003	0.24	U	µg/L	0.24
34511	1,1,2-Trichloroethane	Grab	N	SW8260	11/11/2003	0.13	U	µg/L	0.13
39180	Trichloroethene	Grab	N	SW8260	11/11/2003	0.15	U	µg/L	0.15
34488	Trichlorofluoromethane	Grab	N	SW8260	11/11/2003	0.32	U	µg/L	0.32
77443	1,2,3-Trichloropropane	Grab	N	SW8260	11/11/2003	0.30	U	µg/L	0.30
77057	Vinyl acetate	Grab	N	SW8260	11/11/2003	0.15	U	µg/L	0.15
39175	Vinyl chloride	Grab	N	SW8260	11/11/2003	0.14	U	µg/L	0.14
34020	Xylenes, Total	Grab	N	SW8260	11/11/2003	0.29	U	µg/L	0.29

Data Qualifier Code Key:

*	Value exceeds Maximum Contaminant Level	I	Analyte detected below quantitation limits
S	Spike Recovery outside accepted recovery limits	U	Not Detected Above the MDL

Tomoka Semiannual GW
PARAMETER MONITORING REPORT
Ground Water (Rule 62-520.400,.420, .460)
Surface Water (Rule 62-302.500, .510, .503)
Leachate (Rule 62-701.510)
LAB Submission Number: F03100721
Sample Number: F03100721-066

Facility WACS:	64-00027540	**Sample Date/Time:**	10/31/2003 9:00:00 AM
Well/Sampling Point WACS:		**Report Period:**	Tomoka October 03
Well/Sampling Point Name:	Trip Blank	**Well Purged:**	YES
Classification of Groundwater:	0	**Well Type:**	
Ground Water Elevation: (NGVD):			

Storet Code	Parameter Monitored	Sampling Method	Filtered Y/N	Analysis Method	Analysis Date	Analysis Result	Q	Units	Detection Limits
	ORGANICS								
81552	Acetone	Grab	N	SW8260	11/11/2003	5.6	I	µg/L	0.91
34215	Acrylonitrile	Grab	N	SW8260	11/11/2003	0.93	U	µg/L	0.93
34030	Benzene	Grab	N	SW8260	11/11/2003	0.31	U	µg/L	0.31
73085	Bromochloromethane	Grab	N	SW8260	11/11/2003	0.22	U	µg/L	0.22
32101	Bromodichloromethane	Grab	N	SW8260	11/11/2003	0.10	U	µg/L	0.10
32104	Bromoform	Grab	N	SW8260	11/11/2003	0.11	U	µg/L	0.11
34413	Bromomethane	Grab	N	SW8260	11/11/2003	0.12	U	µg/L	0.12
81595	2-Butanone	Grab	N	SW8260	11/11/2003	0.29	U	µg/L	0.29
77041	Carbon disulfide	Grab	N	SW8260	11/11/2003	0.25	U	µg/L	0.25
32102	Carbon tetrachloride	Grab	N	SW8260	11/11/2003	0.25	U	µg/L	0.25
34301	Chlorobenzene	Grab	N	SW8260	11/11/2003	0.10	U	µg/L	0.10
34311	Chloroethane	Grab	N	SW8260	11/11/2003	0.16	U	µg/L	0.16
32106	Chloroform	Grab	N	SW8260	11/11/2003	0.28	U	µg/L	0.28
34418	Chloromethane	Grab	N	SW8260	11/11/2003	0.31	U	µg/L	0.31
32105	Dibromochloromethane	Grab	N	SW8260	11/11/2003	0.16	U	µg/L	0.16
77596	Dibromomethane	Grab	N	SW8260	11/11/2003	0.13	U	µg/L	0.13
77268	trans-1,4-Dichloro-2-butene	Grab	N	SW8260	11/11/2003	0.14	U	µg/L	0.14
34536	1,2-Dichlorobenzene	Grab	N	SW8260	11/11/2003	0.18	U	µg/L	0.18
34571	1,4-Dichlorobenzene	Grab	N	SW8260	11/11/2003	0.10	U	µg/L	0.10
34496	1,1-Dichloroethane	Grab	N	SW8260	11/11/2003	0.30	U	µg/L	0.30
34531	1,2-Dichloroethane	Grab	N	SW8260	11/11/2003	0.10	U	µg/L	0.10
34501	1,1-Dichloroethene	Grab	N	SW8260	11/11/2003	0.10	U	µg/L	0.10
77093	cis-1,2-Dichloroethene	Grab	N	SW8260	11/11/2003	0.15	U	µg/L	0.15
34546	trans-1,2-Dichloroethene	Grab	N	SW8260	11/11/2003	0.17	U	µg/L	0.17
34541	1,2-Dichloropropane	Grab	N	SW8260	11/11/2003	0.12	U	µg/L	0.12
34704	cis-1,3-Dichloropropene	Grab	N	SW8260	11/11/2003	0.070	U	µg/L	0.070
34699	trans-1,3-Dichloropropene	Grab	N	SW8260	11/11/2003	0.11	U	µg/L	0.11
34371	Ethylbenzene	Grab	N	SW8260	11/11/2003	0.12	U	µg/L	0.12
77103	2-Hexanone	Grab	N	SW8260	11/11/2003	0.26	U	µg/L	0.26
77424	Iodomethane	Grab	N	SW8260	11/11/2003	0.38	U	µg/L	0.38
81596	4-Methyl-2-pentanone	Grab	N	SW8260	11/11/2003	0.21	U	µg/L	0.21

Data Qualifier Code Key:

*	Value exceeds Maximum Contaminant Level	I	Analyte detected below quantitation limits
S	Spike Recovery outside accepted recovery limits	U	Not Detected Above the MDL

Tomoka Semiannual GW
PARAMETER MONITORING REPORT
Ground Water (Rule 62-520.400,.420, .460)
Surface Water (Rule 62-302.500, .510, .503)
Leachate (Rule 62-701.510)
LAB Submission Number: F03100721
Sample Number: F03100721-066

Facility WACS:	64-00027540	**Sample Date/Time:**	10/31/2003 9:00:00 AM
Well/Sampling Point WACS:		**Report Period:**	Tomoka October 03
Well/Sampling Point Name:	Trip Blank	**Well Purged:**	YES
Classification of Groundwater:	0	**Well Type:**	
Ground Water Elevation: (NGVD):			

Storet Code	Parameter Monitored	Sampling Method	Filtered Y/N	Analysis Method	Analysis Date	Analysis Result	Q	Units	Detection Limits
34423	Methylene chloride	Grab	N	SW8260	11/11/2003	0.26	U	µg/L	0.26
77128	Styrene	Grab	N	SW8260	11/11/2003	0.17	U	µg/L	0.17
77562	1,1,1,2-Tetrachloroethane	Grab	N	SW8260	11/11/2003	0.15	U	µg/L	0.15
34516	1,1,2,2-Tetrachloroethane	Grab	N	SW8260	11/11/2003	0.11	U	µg/L	0.11
34475	Tetrachloroethene	Grab	N	SW8260	11/11/2003	0.11	U	µg/L	0.11
34010	Toluene	Grab	N	SW8260	11/11/2003	0.10	U	µg/L	0.10
34506	1,1,1-Trichloroethane	Grab	N	SW8260	11/11/2003	0.24	U	µg/L	0.24
34511	1,1,2-Trichloroethane	Grab	N	SW8260	11/11/2003	0.13	U	µg/L	0.13
39180	Trichloroethene	Grab	N	SW8260	11/11/2003	0.15	U	µg/L	0.15
34488	Trichlorofluoromethane	Grab	N	SW8260	11/11/2003	0.32	U	µg/L	0.32
77443	1,2,3-Trichloropropane	Grab	N	SW8260	11/11/2003	0.30	U	µg/L	0.30
77057	Vinyl acetate	Grab	N	SW8260	11/11/2003	0.15	U	µg/L	0.15
39175	Vinyl chloride	Grab	N	SW8260	11/11/2003	0.14	U	µg/L	0.14
34020	Xylenes, Total	Grab	N	SW8260	11/11/2003	0.29	U	µg/L	0.29

Data Qualifier Code Key:	*	Value exceeds Maximum Contaminant Level	I	Analyte detected below quantitation limits
	S	Spike Recovery outside accepted recovery limits	U	Not Detected Above the MDL

Tomoka LF Semiannual SW
PARAMETER MONITORING REPORT
Ground Water (Rule 62-520.400,.420, .460)
Surface Water (Rule 62-302.500, .510, .503)
Leachate (Rule 62-701.510)
LAB Submission Number: F03100719
Sample Number: F03100719-001

Facility WACS:	64-00027540	**Sample Date/Time:**	10/29/2003 2:00:00 PM
Well/Sampling Point WACS:	15830	**Report Period:**	Tomoka October 03
Well/Sampling Point Name:	SW-1	**Well Purged:**	YES
Classification of Groundwater:	G-II	**Well Type:**	Compliance
Ground Water Elevation: (NGVD):			

Storet Code	Parameter Monitored	Sampling Method	Filtered Y/N	Analysis Method	Analysis Date	Analysis Result	Q	Units	Detection Limits
	FIELD								
	Conductivity	Grab	N	FLD	10/29/2003	71		umhos/c	
	Dissolved Oxygen	Grab	N	FLD	10/29/2003	8.57		mg/L	
	pH	Grab	N	FLD	10/29/2003	7.72		S.U.	
	Temperature	Grab	N	FLD	10/29/2003	26.1		deg C	
	Turbidity	Grab	N	FLD	10/29/2003	2.50		NTU	
	INORGANICS								
70300	Solids, Total Dissolved	Grab	N	E160.1	11/3/2003	46		mg/L	1.2
00530	Solids, Suspended (Residue, Non-	Grab	N	E160.2	10/31/2003	10		mg/L	0.77
00620	Nitrogen, Nitrate	Grab	N	E300.0	10/30/2003	0.016	U	mg/L	0.016
00625	Nitrogen, Kjeldahl, Total	Grab	N	E351.2	11/5/2003	0.66		mg/L	0.056
00630	Nitrogen, Nitrate-Nitrite	Grab	N	E353.2	10/31/2003	0.011	I	mg/L	0.0060
00665	Phosphorus, Total (as P)	Grab	N	E365.4	11/5/2003	0.010	I	mg/L	0.010
00310	Biochemical Oxygen Demand	Grab	N	E405.1	11/5/2003	2.0	U	mg/L	2.0
00340	Chemical Oxygen Demand	Grab	N	E410.4	11/4/2003	36		mg/L	3.4
00680	Organic Carbon, Total	Grab	N	E415.1	11/3/2003	9.9		mg/L	0.42
00612	Nitrogen, Ammonia (Unionized)	Grab	N	FL-DEP	11/5/2003	0.0040	U	mg/L	0.0040
32211	Chlorophyll a	Grab	N	SM1020	11/13/2003	9.4		mg/m³	
00600	Nitrogen, Total	Grab	N	SM4500-	11/6/2003	0.67		mg/L	0.50
	METALS								
01097	Antimony	Grab	N	E200.7	10/31/2003	3.1	I	µg/L	2.8
01002	Arsenic	Grab	N	E200.7	10/31/2003	2.0	U	µg/L	2.0
01007	Barium	Grab	N	E200.7	10/31/2003	2.9	I	µg/L	0.074
01034	Chromium	Grab	N	E200.7	10/31/2003	0.60	U	µg/L	0.60
01037	Cobalt	Grab	N	E200.7	10/31/2003	1.5	U	µg/L	1.5
01045	Iron	Grab	N	E200.7	10/31/2003	92		µg/L	13
01067	Nickel	Grab	N	E200.7	10/31/2003	2.0	U	µg/L	2.0
01147	Selenium	Grab	N	E200.7	10/31/2003	4.0	U	µg/L	4.0
00929	Sodium	Grab	N	E200.7	10/31/2003	7300		µg/L	230
01059	Thallium	Grab	N	E200.7	10/31/2003	4.4	U	µg/L	4.4
01087	Vanadium	Grab	N	E200.7	10/31/2003	0.40	U	µg/L	0.40

Data Qualifier Code Key: I Analyte detected below quantitation limits U Not Detected Above the MDL

Tomoka LF Semiannual SW
PARAMETER MONITORING REPORT
Ground Water (Rule 62-520.400,.420, .460)
Surface Water (Rule 62-302.500, .510, .503)
Leachate (Rule 62-701.510)
LAB Submission Number: F03100719
Sample Number: F03100719-001

Facility WACS:	64-00027540	**Sample Date/Time:**	10/29/2003 2:00:00 PM
Well/Sampling Point WACS:	15830	**Report Period:**	Tomoka October 03
Well/Sampling Point Name:	SW-1	**Well Purged:**	YES
Classification of Groundwater:	G-II	**Well Type:**	Compliance
Ground Water Elevation: (NGVD):			

Storet Code	Parameter Monitored	Sampling Method	Filtered Y/N	Analysis Method	Analysis Date	Analysis Result	Q	Units	Detection Limits
01092	Zinc	Grab	N	E200.7	10/31/2003	9.1	I	µg/L	2.3
00900	Hardness, Total (as CaCO3)	Grab	N	E200.7	10/31/2003	7800		µg/L	
01012	Beryllium	Grab	N	E210.2	11/10/2003	0.017	U	µg/L	0.017
01027	Cadmium	Grab	N	E213.2	11/6/2003	0.068	U	µg/L	0.068
01042	Copper	Grab	N	E220.2	11/3/2003	0.90	I	µg/L	0.31
01051	Lead	Grab	N	E239.2	11/4/2003	0.50	U	µg/L	0.50
71900	Mercury	Grab	N	E245.1	11/4/2003	0.045	I	µg/L	0.036
01077	Silver	Grab	N	E272.2	10/31/2003	0.017	U	µg/L	0.017
	ORGANICS								
38760	1,2-Dibromo-3-chloropropane	Grab	N	E504.1	11/3/2003	0.0041	U	µg/L	0.0041
77651	1,2-Dibromoethane	Grab	N	E504.1	11/3/2003	0.0038	U	µg/L	0.0038
81552	Acetone	Grab	N	SW8260	11/4/2003	0.91	U	µg/L	0.91
34215	Acrylonitrile	Grab	N	SW8260	11/4/2003	0.93	U	µg/L	0.93
34030	Benzene	Grab	N	SW8260	11/4/2003	0.31	U	µg/L	0.31
73085	Bromochloromethane	Grab	N	SW8260	11/4/2003	0.22	U	µg/L	0.22
32101	Bromodichloromethane	Grab	N	SW8260	11/4/2003	0.10	U	µg/L	0.10
32104	Bromoform	Grab	N	SW8260	11/4/2003	0.11	U	µg/L	0.11
34413	Bromomethane	Grab	N	SW8260	11/4/2003	0.12	U	µg/L	0.12
81595	2-Butanone	Grab	N	SW8260	11/4/2003	0.29	U	µg/L	0.29
77041	Carbon disulfide	Grab	N	SW8260	11/4/2003	0.25	U	µg/L	0.25
32102	Carbon tetrachloride	Grab	N	SW8260	11/4/2003	0.25	U	µg/L	0.25
34301	Chlorobenzene	Grab	N	SW8260	11/4/2003	0.10	U	µg/L	0.10
34311	Chloroethane	Grab	N	SW8260	11/4/2003	0.16	U	µg/L	0.16
32106	Chloroform	Grab	N	SW8260	11/4/2003	0.28	U	µg/L	0.28
34418	Chloromethane	Grab	N	SW8260	11/4/2003	0.31	U	µg/L	0.31
32105	Dibromochloromethane	Grab	N	SW8260	11/4/2003	0.16	U	µg/L	0.16
77596	Dibromomethane	Grab	N	SW8260	11/4/2003	0.13	U	µg/L	0.13
77268	trans-1,4-Dichloro-2-butene	Grab	N	SW8260	11/4/2003	0.14	U	µg/L	0.14
34536	1,2-Dichlorobenzene	Grab	N	SW8260	11/4/2003	0.18	U	µg/L	0.18
34571	1,4-Dichlorobenzene	Grab	N	SW8260	11/4/2003	0.10	U	µg/L	0.10
34496	1,1-Dichloroethane	Grab	N	SW8260	11/4/2003	0.30	U	µg/L	0.30
34531	1,2-Dichloroethane	Grab	N	SW8260	11/4/2003	0.10	U	µg/L	0.10

Data Qualifier Code Key: I Analyte detected below quantitation limits U Not Detected Above the MDL

Tomoka LF Semiannual SW
PARAMETER MONITORING REPORT
Ground Water (Rule 62-520.400,.420, .460)
Surface Water (Rule 62-302.500, .510, .503)
Leachate (Rule 62-701.510)
LAB Submission Number: F03100719
Sample Number: F03100719-001

Facility WACS:	64-00027540	**Sample Date/Time:**	10/29/2003 2:00:00 PM
Well/Sampling Point WACS:	15830	**Report Period:**	Tomoka October 03
Well/Sampling Point Name:	SW-1	**Well Purged:**	YES
Classification of Groundwater:	G-II	**Well Type:**	Compliance
Ground Water Elevation: (NGVD):			

Storet Code	Parameter Monitored	Sampling Method	Filtered Y/N	Analysis Method	Analysis Date	Analysis Result	Q	Units	Detection Limits
34501	1,1-Dichloroethene	Grab	N	SW8260	11/4/2003	0.10	U	µg/L	0.10
77093	cis-1,2-Dichloroethene	Grab	N	SW8260	11/4/2003	0.15	U	µg/L	0.15
34546	trans-1,2-Dichloroethene	Grab	N	SW8260	11/4/2003	0.17	U	µg/L	0.17
34541	1,2-Dichloropropane	Grab	N	SW8260	11/4/2003	0.12	U	µg/L	0.12
34704	cis-1,3-Dichloropropene	Grab	N	SW8260	11/4/2003	0.070	U	µg/L	0.070
34699	trans-1,3-Dichloropropene	Grab	N	SW8260	11/4/2003	0.11	U	µg/L	0.11
34371	Ethylbenzene	Grab	N	SW8260	11/4/2003	0.12	U	µg/L	0.12
77103	2-Hexanone	Grab	N	SW8260	11/4/2003	0.26	U	µg/L	0.26
77424	Iodomethane	Grab	N	SW8260	11/4/2003	0.38	U	µg/L	0.38
81596	4-Methyl-2-pentanone	Grab	N	SW8260	11/4/2003	0.21	U	µg/L	0.21
34423	Methylene chloride	Grab	N	SW8260	11/4/2003	0.26	U	µg/L	0.26
77128	Styrene	Grab	N	SW8260	11/4/2003	0.17	U	µg/L	0.17
77562	1,1,1,2-Tetrachloroethane	Grab	N	SW8260	11/4/2003	0.15	U	µg/L	0.15
34516	1,1,2,2-Tetrachloroethane	Grab	N	SW8260	11/4/2003	0.11	U	µg/L	0.11
34475	Tetrachloroethene	Grab	N	SW8260	11/4/2003	0.11	U	µg/L	0.11
34010	Toluene	Grab	N	SW8260	11/4/2003	0.10	U	µg/L	0.10
34506	1,1,1-Trichloroethane	Grab	N	SW8260	11/4/2003	0.24	U	µg/L	0.24
34511	1,1,2-Trichloroethane	Grab	N	SW8260	11/4/2003	0.13	U	µg/L	0.13
39180	Trichloroethene	Grab	N	SW8260	11/4/2003	0.15	U	µg/L	0.15
34488	Trichlorofluoromethane	Grab	N	SW8260	11/4/2003	0.32	U	µg/L	0.32
77443	1,2,3-Trichloropropane	Grab	N	SW8260	11/4/2003	0.30	U	µg/L	0.30
77057	Vinyl acetate	Grab	N	SW8260	11/4/2003	0.15	U	µg/L	0.15
39175	Vinyl chloride	Grab	N	SW8260	11/4/2003	0.14	U	µg/L	0.14
34020	Xylenes, Total	Grab	N	SW8260	11/4/2003	0.29	U	µg/L	0.29

Data Qualifier Code Key:
I Analyte detected below quantitation limits
U Not Detected Above the MDL

Tomoka LF Semiannual SW
PARAMETER MONITORING REPORT
Ground Water (Rule 62-520.400,.420, .460)
Surface Water (Rule 62-302.500, .510, .503)
Leachate (Rule 62-701.510)
LAB Submission Number: F03100719
Sample Number: F03100719-002

Facility WACS:	64-00027540	**Sample Date/Time:**	10/27/2003 4:35:00 PM
Well/Sampling Point WACS:	15831	**Report Period:**	Tomoka October 03
Well/Sampling Point Name:	SW-2	**Well Purged:**	YES
Classification of Groundwater:	G-II	**Well Type:**	Compliance
Ground Water Elevation: (NGVD):			

Storet Code	Parameter Monitored	Sampling Method	Filtered Y/N	Analysis Method	Analysis Date	Analysis Result	Q	Units	Detection Limits
	FIELD								
	Conductivity	Grab	N	FLD	10/27/2003	338		umhos/c	
	Dissolved Oxygen	Grab	N	FLD	10/27/2003	3.38		mg/L	
	pH	Grab	N	FLD	10/27/2003	7.16		S.U.	
	Temperature	Grab	N	FLD	10/27/2003	25.7		deg C	
	Turbidity	Grab	N	FLD	10/27/2003	2.32		NTU	
	INORGANICS								
70300	Solids, Total Dissolved	Grab	N	E160.1	10/29/2003	220		mg/L	1.2
00530	Solids, Suspended (Residue, Non-	Grab	N	E160.2	10/31/2003	1.9	I	mg/L	0.77
00620	Nitrogen, Nitrate	Grab	N	E300.0	10/28/2003	0.065		mg/L	0.016
00625	Nitrogen, Kjeldahl, Total	Grab	N	E351.2	10/30/2003	0.94		mg/L	0.056
00630	Nitrogen, Nitrate-Nitrite	Grab	N	E353.2	10/31/2003	0.068		mg/L	0.0060
00665	Phosphorus, Total (as P)	Grab	N	E365.4	10/30/2003	0.020	I	mg/L	0.010
00310	Biochemical Oxygen Demand	Grab	N	E405.1	11/3/2003	2.2		mg/L	2.0
00340	Chemical Oxygen Demand	Grab	N	E410.4	11/4/2003	52		mg/L	3.4
00680	Organic Carbon, Total	Grab	N	E415.1	10/28/2003	14		mg/L	0.42
00612	Nitrogen, Ammonia (Unionized)	Grab	N	FL-DEP	10/29/2003	0.0040	U	mg/L	0.0040
32211	Chlorophyll a	Grab	N	SM1020	11/13/2003	4.1		mg/m³	
00600	Nitrogen, Total	Grab	N	SM4500-	11/6/2003	1.0		mg/L	0.50
	METALS								
01097	Antimony	Grab	N	E200.7	10/28/2003	2.8	U	µg/L	2.8
01002	Arsenic	Grab	N	E200.7	10/28/2003	2.0	U	µg/L	2.0
01007	Barium	Grab	N	E200.7	10/28/2003	26		µg/L	0.074
01034	Chromium	Grab	N	E200.7	10/28/2003	0.60	U	µg/L	0.60
01037	Cobalt	Grab	N	E200.7	10/28/2003	1.5	U	µg/L	1.5
01045	Iron	Grab	N	E200.7	10/28/2003	250		µg/L	13
01067	Nickel	Grab	N	E200.7	10/28/2003	3.4	I	µg/L	2.0
01147	Selenium	Grab	N	E200.7	10/28/2003	4.0	U	µg/L	4.0
00929	Sodium	Grab	N	E200.7	10/28/2003	19000		µg/L	230
01059	Thallium	Grab	N	E200.7	10/28/2003	4.4	U	µg/L	4.4
01087	Vanadium	Grab	N	E200.7	10/28/2003	3.2	I	µg/L	0.40

Data Qualifier Code Key: I Analyte detected below quantitation limits U Not Detected Above the MDL

Tomoka LF Semiannual SW
PARAMETER MONITORING REPORT
Ground Water (Rule 62-520.400,.420, .460)
Surface Water (Rule 62-302.500, .510, .503)
Leachate (Rule 62-701.510)
LAB Submission Number: F03100719
Sample Number: F03100719-002

Facility WACS:	64-00027540	**Sample Date/Time:**	10/27/2003 4:35:00 PM
Well/Sampling Point WACS:	15831	**Report Period:**	Tomoka October 03
Well/Sampling Point Name:	SW-2	**Well Purged:**	YES
Classification of Groundwater:	G-II	**Well Type:**	Compliance
Ground Water Elevation: (NGVD):			

Storet Code	Parameter Monitored	Sampling Method	Filtered Y/N	Analysis Method	Analysis Date	Analysis Result	Q	Units	Detection Limits
01092	Zinc	Grab	N	E200.7	10/28/2003	9.5	I	µg/L	2.3
00900	Hardness, Total (as CaCO3)	Grab	N	E200.7	10/30/2003	140000		µg/L	
01012	Beryllium	Grab	N	E210.2	10/30/2003	0.020	I	µg/L	0.017
01027	Cadmium	Grab	N	E213.2	11/6/2003	0.068	U	µg/L	0.068
01042	Copper	Grab	N	E220.2	11/5/2003	0.40	I	µg/L	0.31
01051	Lead	Grab	N	E239.2	11/4/2003	0.50	U	µg/L	0.50
71900	Mercury	Grab	N	E245.1	11/4/2003	0.043	I	µg/L	0.036
01077	Silver	Grab	N	E272.2	11/11/2003	0.017	U	µg/L	0.017
	ORGANICS								
38760	1,2-Dibromo-3-chloropropane	Grab	N	E504.1	10/31/2003	0.0041	U	µg/L	0.0041
77651	1,2-Dibromoethane	Grab	N	E504.1	10/31/2003	0.0038	U	µg/L	0.0038
81552	Acetone	Grab	N	SW8260	11/4/2003	0.91	U	µg/L	0.91
34215	Acrylonitrile	Grab	N	SW8260	11/4/2003	0.93	U	µg/L	0.93
34030	Benzene	Grab	N	SW8260	11/4/2003	0.31	U	µg/L	0.31
73085	Bromochloromethane	Grab	N	SW8260	11/4/2003	0.22	U	µg/L	0.22
32101	Bromodichloromethane	Grab	N	SW8260	11/4/2003	0.10	U	µg/L	0.10
32104	Bromoform	Grab	N	SW8260	11/4/2003	0.11	U	µg/L	0.11
34413	Bromomethane	Grab	N	SW8260	11/4/2003	0.12	U	µg/L	0.12
81595	2-Butanone	Grab	N	SW8260	11/4/2003	0.29	U	µg/L	0.29
77041	Carbon disulfide	Grab	N	SW8260	11/4/2003	0.25	U	µg/L	0.25
32102	Carbon tetrachloride	Grab	N	SW8260	11/4/2003	0.25	U	µg/L	0.25
34301	Chlorobenzene	Grab	N	SW8260	11/4/2003	0.10	U	µg/L	0.10
34311	Chloroethane	Grab	N	SW8260	11/4/2003	0.16	U	µg/L	0.16
32106	Chloroform	Grab	N	SW8260	11/4/2003	0.28	U	µg/L	0.28
34418	Chloromethane	Grab	N	SW8260	11/4/2003	0.31	U	µg/L	0.31
32105	Dibromochloromethane	Grab	N	SW8260	11/4/2003	0.16	U	µg/L	0.16
77596	Dibromomethane	Grab	N	SW8260	11/4/2003	0.13	U	µg/L	0.13
77268	trans-1,4-Dichloro-2-butene	Grab	N	SW8260	11/4/2003	0.14	U	µg/L	0.14
34536	1,2-Dichlorobenzene	Grab	N	SW8260	11/4/2003	0.18	U	µg/L	0.18
34571	1,4-Dichlorobenzene	Grab	N	SW8260	11/4/2003	0.10	U	µg/L	0.10
34496	1,1-Dichloroethane	Grab	N	SW8260	11/4/2003	0.30	U	µg/L	0.30
34531	1,2-Dichloroethane	Grab	N	SW8260	11/4/2003	0.10	U	µg/L	0.10

Data Qualifier Code Key: I Analyte detected below quantitation limits U Not Detected Above the MDL

Tomoka LF Semiannual SW
PARAMETER MONITORING REPORT
Ground Water (Rule 62-520.400,.420, .460)
Surface Water (Rule 62-302.500, .510, .503)
Leachate (Rule 62-701.510)
LAB Submission Number: F03100719
Sample Number: F03100719-002

Facility WACS:	64-00027540	**Sample Date/Time:**	10/27/2003 4:35:00 PM
Well/Sampling Point WACS:	15831	**Report Period:**	Tomoka October 03
Well/Sampling Point Name:	SW-2	**Well Purged:**	YES
Classification of Groundwater:	G-II	**Well Type:**	Compliance
Ground Water Elevation: (NGVD):			

Storet Code	Parameter Monitored	Sampling Method	Filtered Y/N	Analysis Method	Analysis Date	Analysis Result	Q	Units	Detection Limits
34501	1,1-Dichloroethene	Grab	N	SW8260	11/4/2003	0.10	U	µg/L	0.10
77093	cis-1,2-Dichloroethene	Grab	N	SW8260	11/4/2003	0.15	U	µg/L	0.15
34546	trans-1,2-Dichloroethene	Grab	N	SW8260	11/4/2003	0.17	U	µg/L	0.17
34541	1,2-Dichloropropane	Grab	N	SW8260	11/4/2003	0.12	U	µg/L	0.12
34704	cis-1,3-Dichloropropene	Grab	N	SW8260	11/4/2003	0.070	U	µg/L	0.070
34699	trans-1,3-Dichloropropene	Grab	N	SW8260	11/4/2003	0.11	U	µg/L	0.11
34371	Ethylbenzene	Grab	N	SW8260	11/4/2003	0.12	U	µg/L	0.12
77103	2-Hexanone	Grab	N	SW8260	11/4/2003	0.26	U	µg/L	0.26
77424	Iodomethane	Grab	N	SW8260	11/4/2003	0.38	U	µg/L	0.38
81596	4-Methyl-2-pentanone	Grab	N	SW8260	11/4/2003	0.21	U	µg/L	0.21
34423	Methylene chloride	Grab	N	SW8260	11/4/2003	0.26	U	µg/L	0.26
77128	Styrene	Grab	N	SW8260	11/4/2003	0.17	U	µg/L	0.17
77562	1,1,1,2-Tetrachloroethane	Grab	N	SW8260	11/4/2003	0.15	U	µg/L	0.15
34516	1,1,2,2-Tetrachloroethane	Grab	N	SW8260	11/4/2003	0.11	U	µg/L	0.11
34475	Tetrachloroethene	Grab	N	SW8260	11/4/2003	0.11	U	µg/L	0.11
34010	Toluene	Grab	N	SW8260	11/4/2003	0.10	U	µg/L	0.10
34506	1,1,1-Trichloroethane	Grab	N	SW8260	11/4/2003	0.24	U	µg/L	0.24
34511	1,1,2-Trichloroethane	Grab	N	SW8260	11/4/2003	0.13	U	µg/L	0.13
39180	Trichloroethene	Grab	N	SW8260	11/4/2003	0.15	U	µg/L	0.15
34488	Trichlorofluoromethane	Grab	N	SW8260	11/4/2003	0.32	U	µg/L	0.32
77443	1,2,3-Trichloropropane	Grab	N	SW8260	11/4/2003	0.30	U	µg/L	0.30
77057	Vinyl acetate	Grab	N	SW8260	11/4/2003	0.15	U	µg/L	0.15
39175	Vinyl chloride	Grab	N	SW8260	11/4/2003	0.14	U	µg/L	0.14
34020	Xylenes, Total	Grab	N	SW8260	11/4/2003	0.29	U	µg/L	0.29

Data Qualifier Code Key:
I Analyte detected below quantitation limits
U Not Detected Above the MDL

Tomoka LF Semiannual SW
PARAMETER MONITORING REPORT
Ground Water (Rule 62-520.400,.420, .460)
Surface Water (Rule 62-302.500, .510, .503)
Leachate (Rule 62-701.510)
LAB Submission Number: F03100719
Sample Number: F03100719-003

Facility WACS:	64-00027540	**Sample Date/Time:**	10/29/2003 11:40:00 AM
Well/Sampling Point WACS:	15832	**Report Period:**	Tomoka October 03
Well/Sampling Point Name:	SW-3	**Well Purged:**	YES
Classification of Groundwater:	G-II	**Well Type:**	Compliance
Ground Water Elevation: (NGVD):			

Storet Code	Parameter Monitored	Sampling Method	Filtered Y/N	Analysis Method	Analysis Date	Analysis Result	Q	Units	Detection Limits
	FIELD								
	Conductivity	Grab	N	FLD	10/29/2003	363		umhos/c	
	Dissolved Oxygen	Grab	N	FLD	10/29/2003	4.83		mg/L	
	pH	Grab	N	FLD	10/29/2003	6.80		S.U.	
	Temperature	Grab	N	FLD	10/29/2003	23.0		deg C	
	Turbidity	Grab	N	FLD	10/29/2003	1.49		NTU	
	INORGANICS								
70300	Solids, Total Dissolved	Grab	N	E160.1	10/30/2003	260		mg/L	1.2
00530	Solids, Suspended (Residue, Non-	Grab	N	E160.2	10/31/2003	3.4	I	mg/L	0.77
00620	Nitrogen, Nitrate	Grab	N	E300.0	10/30/2003	0.016	U	mg/L	0.016
00625	Nitrogen, Kjeldahl, Total	Grab	N	E351.2	11/5/2003	1.0		mg/L	0.056
00630	Nitrogen, Nitrate-Nitrite	Grab	N	E353.2	10/31/2003	0.014	I	mg/L	0.0060
00665	Phosphorus, Total (as P)	Grab	N	E365.4	11/5/2003	0.010	I	mg/L	0.010
00310	Biochemical Oxygen Demand	Grab	N	E405.1	11/5/2003	2.0	U	mg/L	2.0
00340	Chemical Oxygen Demand	Grab	N	E410.4	11/4/2003	66		mg/L	3.4
00680	Organic Carbon, Total	Grab	N	E415.1	11/3/2003	15		mg/L	0.42
00612	Nitrogen, Ammonia (Unionized)	Grab	N	FL-DEP	11/5/2003	0.0040	U	mg/L	0.0040
32211	Chlorophyll a	Grab	N	SM1020	11/13/2003	3.4		mg/m^3	
00600	Nitrogen, Total	Grab	N	SM4500-	11/6/2003	1.0		mg/L	0.50
	METALS								
01097	Antimony	Grab	N	E200.7	10/31/2003	2.8	U	µg/L	2.8
01002	Arsenic	Grab	N	E200.7	10/31/2003	2.0	U	µg/L	2.0
01007	Barium	Grab	N	E200.7	10/31/2003	25		µg/L	0.074
01034	Chromium	Grab	N	E200.7	10/31/2003	0.70	I	µg/L	0.60
01037	Cobalt	Grab	N	E200.7	10/31/2003	1.5	U	µg/L	1.5
01045	Iron	Grab	N	E200.7	10/31/2003	150		µg/L	13
01067	Nickel	Grab	N	E200.7	10/31/2003	2.0	U	µg/L	2.0
01147	Selenium	Grab	N	E200.7	10/31/2003	4.0	U	µg/L	4.0
00929	Sodium	Grab	N	E200.7	10/31/2003	19000		µg/L	230
01059	Thallium	Grab	N	E200.7	10/31/2003	4.4	U	µg/L	4.4
01087	Vanadium	Grab	N	E200.7	10/31/2003	0.57	I	µg/L	0.40

Data Qualifier Code Key: I Analyte detected below quantitation limits U Not Detected Above the MDL

Tomoka LF Semiannual SW
PARAMETER MONITORING REPORT
Ground Water (Rule 62-520.400,.420, .460)
Surface Water (Rule 62-302.500, .510, .503)
Leachate (Rule 62-701.510)
LAB Submission Number: F03100719
Sample Number: F03100719-003

Facility WACS:	64-00027540	**Sample Date/Time:**	10/29/2003 11:40:00 AM
Well/Sampling Point WACS:	15832	**Report Period:**	Tomoka October 03
Well/Sampling Point Name:	SW-3	**Well Purged:**	YES
Classification of Groundwater:	G-II	**Well Type:**	Compliance
Ground Water Elevation: (NGVD):			

Storet Code	Parameter Monitored	Sampling Method	Filtered Y/N	Analysis Method	Analysis Date	Analysis Result	Q	Units	Detection Limits
01092	Zinc	Grab	N	E200.7	10/31/2003	4.0	I	µg/L	2.3
00900	Hardness, Total (as CaCO3)	Grab	N	E200.7	10/31/2003	160000		µg/L	
01012	Beryllium	Grab	N	E210.2	11/10/2003	0.017	U	µg/L	0.017
01027	Cadmium	Grab	N	E213.2	11/6/2003	0.068	U	µg/L	0.068
01042	Copper	Grab	N	E220.2	11/3/2003	0.31	U	µg/L	0.31
01051	Lead	Grab	N	E239.2	11/4/2003	0.50	U	µg/L	0.50
71900	Mercury	Grab	N	E245.1	11/4/2003	0.044	I	µg/L	0.036
01077	Silver	Grab	N	E272.2	10/31/2003	0.017	U	µg/L	0.017
	ORGANICS								
38760	1,2-Dibromo-3-chloropropane	Grab	N	E504.1	11/3/2003	0.0041	U	µg/L	0.0041
77651	1,2-Dibromoethane	Grab	N	E504.1	11/3/2003	0.0038	U	µg/L	0.0038
81552	Acetone	Grab	N	SW8260	11/4/2003	0.91	U	µg/L	0.91
34215	Acrylonitrile	Grab	N	SW8260	11/4/2003	0.93	U	µg/L	0.93
34030	Benzene	Grab	N	SW8260	11/4/2003	0.31	U	µg/L	0.31
73085	Bromochloromethane	Grab	N	SW8260	11/4/2003	0.22	U	µg/L	0.22
32101	Bromodichloromethane	Grab	N	SW8260	11/4/2003	0.10	U	µg/L	0.10
32104	Bromoform	Grab	N	SW8260	11/4/2003	0.11	U	µg/L	0.11
34413	Bromomethane	Grab	N	SW8260	11/4/2003	0.12	U	µg/L	0.12
81595	2-Butanone	Grab	N	SW8260	11/4/2003	0.29	U	µg/L	0.29
77041	Carbon disulfide	Grab	N	SW8260	11/4/2003	0.25	U	µg/L	0.25
32102	Carbon tetrachloride	Grab	N	SW8260	11/4/2003	0.25	U	µg/L	0.25
34301	Chlorobenzene	Grab	N	SW8260	11/4/2003	0.10	U	µg/L	0.10
34311	Chloroethane	Grab	N	SW8260	11/4/2003	0.16	U	µg/L	0.16
32106	Chloroform	Grab	N	SW8260	11/4/2003	0.28	U	µg/L	0.28
34418	Chloromethane	Grab	N	SW8260	11/4/2003	0.31	U	µg/L	0.31
32105	Dibromochloromethane	Grab	N	SW8260	11/4/2003	0.16	U	µg/L	0.16
77596	Dibromomethane	Grab	N	SW8260	11/4/2003	0.13	U	µg/L	0.13
77268	trans-1,4-Dichloro-2-butene	Grab	N	SW8260	11/4/2003	0.14	U	µg/L	0.14
34536	1,2-Dichlorobenzene	Grab	N	SW8260	11/4/2003	0.18	U	µg/L	0.18
34571	1,4-Dichlorobenzene	Grab	N	SW8260	11/4/2003	0.10	U	µg/L	0.10
34496	1,1-Dichloroethane	Grab	N	SW8260	11/4/2003	0.30	U	µg/L	0.30
34531	1,2-Dichloroethane	Grab	N	SW8260	11/4/2003	0.10	U	µg/L	0.10

Data Qualifier Code Key: I Analyte detected below quantitation limits U Not Detected Above the MDL

Tomoka LF Semiannual SW
PARAMETER MONITORING REPORT
Ground Water (Rule 62-520.400,.420, .460)
Surface Water (Rule 62-302.500, .510, .503)
Leachate (Rule 62-701.510)
LAB Submission Number: F03100719
Sample Number: F03100719-003

Facility WACS:	64-00027540	**Sample Date/Time:**	10/29/2003 11:40:00 AM
Well/Sampling Point WACS:	15832	**Report Period:**	Tomoka October 03
Well/Sampling Point Name:	SW-3	**Well Purged:**	YES
Classification of Groundwater:	G-II	**Well Type:**	Compliance
Ground Water Elevation: (NGVD):			

Storet Code	Parameter Monitored	Sampling Method	Filtered Y/N	Analysis Method	Analysis Date	Analysis Result	Q	Units	Detection Limits
34501	1,1-Dichloroethene	Grab	N	SW8260	11/4/2003	0.10	U	µg/L	0.10
77093	cis-1,2-Dichloroethene	Grab	N	SW8260	11/4/2003	0.15	U	µg/L	0.15
34546	trans-1,2-Dichloroethene	Grab	N	SW8260	11/4/2003	0.17	U	µg/L	0.17
34541	1,2-Dichloropropane	Grab	N	SW8260	11/4/2003	0.12	U	µg/L	0.12
34704	cis-1,3-Dichloropropene	Grab	N	SW8260	11/4/2003	0.070	U	µg/L	0.070
34699	trans-1,3-Dichloropropene	Grab	N	SW8260	11/4/2003	0.11	U	µg/L	0.11
34371	Ethylbenzene	Grab	N	SW8260	11/4/2003	0.12	U	µg/L	0.12
77103	2-Hexanone	Grab	N	SW8260	11/4/2003	0.26	U	µg/L	0.26
77424	Iodomethane	Grab	N	SW8260	11/4/2003	0.38	U	µg/L	0.38
81596	4-Methyl-2-pentanone	Grab	N	SW8260	11/4/2003	0.21	U	µg/L	0.21
34423	Methylene chloride	Grab	N	SW8260	11/4/2003	0.26	U	µg/L	0.26
77128	Styrene	Grab	N	SW8260	11/4/2003	0.17	U	µg/L	0.17
77562	1,1,1,2-Tetrachloroethane	Grab	N	SW8260	11/4/2003	0.15	U	µg/L	0.15
34516	1,1,2,2-Tetrachloroethane	Grab	N	SW8260	11/4/2003	0.11	U	µg/L	0.11
34475	Tetrachloroethene	Grab	N	SW8260	11/4/2003	0.11	U	µg/L	0.11
34010	Toluene	Grab	N	SW8260	11/4/2003	0.10	U	µg/L	0.10
34506	1,1,1-Trichloroethane	Grab	N	SW8260	11/4/2003	0.24	U	µg/L	0.24
34511	1,1,2-Trichloroethane	Grab	N	SW8260	11/4/2003	0.13	U	µg/L	0.13
39180	Trichloroethene	Grab	N	SW8260	11/4/2003	0.15	U	µg/L	0.15
34488	Trichlorofluoromethane	Grab	N	SW8260	11/4/2003	0.32	U	µg/L	0.32
77443	1,2,3-Trichloropropane	Grab	N	SW8260	11/4/2003	0.30	U	µg/L	0.30
77057	Vinyl acetate	Grab	N	SW8260	11/4/2003	0.15	U	µg/L	0.15
39175	Vinyl chloride	Grab	N	SW8260	11/4/2003	0.14	U	µg/L	0.14
34020	Xylenes, Total	Grab	N	SW8260	11/4/2003	0.29	U	µg/L	0.29

Data Qualifier Code Key:
I Analyte detected below quantitation limits
U Not Detected Above the MDL

Tomoka LF Semiannual SW
PARAMETER MONITORING REPORT
Ground Water (Rule 62-520.400,.420, .460)
Surface Water (Rule 62-302.500, .510, .503)
Leachate (Rule 62-701.510)
LAB Submission Number: F03100719
Sample Number: F03100719-004

Facility WACS:	64-00027540	**Sample Date/Time:**	10/29/2003 12:15:00 PM
Well/Sampling Point WACS:	15833	**Report Period:**	Tomoka October 03
Well/Sampling Point Name:	SW-4	**Well Purged:**	YES
Classification of Groundwater:	G-II	**Well Type:**	Compliance
Ground Water Elevation: (NGVD):			

Storet Code	Parameter Monitored	Sampling Method	Filtered Y/N	Analysis Method	Analysis Date	Analysis Result	Q	Units	Detection Limits
	FIELD								
	Conductivity	Grab	N	FLD	10/29/2003	355		umhos/c	
	Dissolved Oxygen	Grab	N	FLD	10/29/2003	3.10		mg/L	
	pH	Grab	N	FLD	10/29/2003	7.16		S.U.	
	Temperature	Grab	N	FLD	10/29/2003	23.5		deg C	
	Turbidity	Grab	N	FLD	10/29/2003	1.30		NTU	
	INORGANICS								
70300	Solids, Total Dissolved	Grab	N	E160.1	10/30/2003	230		mg/L	1.2
00530	Solids, Suspended (Residue, Non-	Grab	N	E160.2	10/31/2003	4.4	I	mg/L	0.77
00620	Nitrogen, Nitrate	Grab	N	E300.0	10/30/2003	0.022	I	mg/L	0.016
00625	Nitrogen, Kjeldahl, Total	Grab	N	E351.2	11/5/2003	1.3		mg/L	0.056
00630	Nitrogen, Nitrate-Nitrite	Grab	N	E353.2	10/31/2003	0.032	I	mg/L	0.0060
00665	Phosphorus, Total (as P)	Grab	N	E365.4	11/5/2003	0.030	I	mg/L	0.010
00310	Biochemical Oxygen Demand	Grab	N	E405.1	11/5/2003	2.0	U	mg/L	2.0
00340	Chemical Oxygen Demand	Grab	N	E410.4	11/4/2003	58		mg/L	3.4
00680	Organic Carbon, Total	Grab	N	E415.1	11/3/2003	15		mg/L	0.42
00612	Nitrogen, Ammonia (Unionized)	Grab	N	FL-DEP	11/5/2003	0.0040	U	mg/L	0.0040
32211	Chlorophyll a	Grab	N	SM1020	11/13/2003	4.0		mg/m³	
00600	Nitrogen, Total	Grab	N	SM4500-	11/6/2003	1.3		mg/L	0.50
	METALS								
01097	Antimony	Grab	N	E200.7	10/31/2003	2.8	U	µg/L	2.8
01002	Arsenic	Grab	N	E200.7	10/31/2003	2.0	U	µg/L	2.0
01007	Barium	Grab	N	E200.7	10/31/2003	22		µg/L	0.074
01034	Chromium	Grab	N	E200.7	10/31/2003	0.60	U	µg/L	0.60
01037	Cobalt	Grab	N	E200.7	10/31/2003	1.5	U	µg/L	1.5
01045	Iron	Grab	N	E200.7	10/31/2003	160		µg/L	13
01067	Nickel	Grab	N	E200.7	10/31/2003	2.3	I	µg/L	2.0
01147	Selenium	Grab	N	E200.7	10/31/2003	4.0	U	µg/L	4.0
00929	Sodium	Grab	N	E200.7	10/31/2003	18000		µg/L	230
01059	Thallium	Grab	N	E200.7	10/31/2003	4.4	U	µg/L	4.4
01087	Vanadium	Grab	N	E200.7	10/31/2003	2.7	I	µg/L	0.40

Data Qualifier Code Key: I Analyte detected below quantitation limits U Not Detected Above the MDL

Tomoka LF Semiannual SW
PARAMETER MONITORING REPORT
Ground Water (Rule 62-520.400,.420, .460)
Surface Water (Rule 62-302.500, .510, .503)
Leachate (Rule 62-701.510)
LAB Submission Number: F03100719
Sample Number: F03100719-004

Facility WACS:	64-00027540	**Sample Date/Time:**	10/29/2003 12:15:00 PM
Well/Sampling Point WACS:	15833	**Report Period:**	Tomoka October 03
Well/Sampling Point Name:	SW-4	**Well Purged:**	YES
Classification of Groundwater:	G-II	**Well Type:**	Compliance
Ground Water Elevation: (NGVD):			

Storet Code	Parameter Monitored	Sampling Method	Filtered Y/N	Analysis Method	Analysis Date	Analysis Result	Q	Units	Detection Limits
01092	Zinc	Grab	N	E200.7	10/31/2003	7.3	I	µg/L	2.3
00900	Hardness, Total (as CaCO3)	Grab	N	E200.7	10/31/2003	140000		µg/L	
01012	Beryllium	Grab	N	E210.2	11/10/2003	0.017	U	µg/L	0.017
01027	Cadmium	Grab	N	E213.2	11/6/2003	0.068	U	µg/L	0.068
01042	Copper	Grab	N	E220.2	11/3/2003	0.90	I	µg/L	0.31
01051	Lead	Grab	N	E239.2	11/4/2003	0.50	U	µg/L	0.50
71900	Mercury	Grab	N	E245.1	11/4/2003	0.046	I	µg/L	0.036
01077	Silver	Grab	N	E272.2	10/31/2003	0.017	U	µg/L	0.017
	ORGANICS								
38760	1,2-Dibromo-3-chloropropane	Grab	N	E504.1	11/3/2003	0.0041	U	µg/L	0.0041
77651	1,2-Dibromoethane	Grab	N	E504.1	11/3/2003	0.0038	U	µg/L	0.0038
81552	Acetone	Grab	N	SW8260	11/4/2003	0.91	U	µg/L	0.91
34215	Acrylonitrile	Grab	N	SW8260	11/4/2003	0.93	U	µg/L	0.93
34030	Benzene	Grab	N	SW8260	11/4/2003	0.31	U	µg/L	0.31
73085	Bromochloromethane	Grab	N	SW8260	11/4/2003	0.22	U	µg/L	0.22
32101	Bromodichloromethane	Grab	N	SW8260	11/4/2003	0.10	U	µg/L	0.10
32104	Bromoform	Grab	N	SW8260	11/4/2003	0.11	U	µg/L	0.11
34413	Bromomethane	Grab	N	SW8260	11/4/2003	0.12	U	µg/L	0.12
81595	2-Butanone	Grab	N	SW8260	11/4/2003	0.29	U	µg/L	0.29
77041	Carbon disulfide	Grab	N	SW8260	11/4/2003	0.25	U	µg/L	0.25
32102	Carbon tetrachloride	Grab	N	SW8260	11/4/2003	0.25	U	µg/L	0.25
34301	Chlorobenzene	Grab	N	SW8260	11/4/2003	0.10	U	µg/L	0.10
34311	Chloroethane	Grab	N	SW8260	11/4/2003	0.16	U	µg/L	0.16
32106	Chloroform	Grab	N	SW8260	11/4/2003	0.28	U	µg/L	0.28
34418	Chloromethane	Grab	N	SW8260	11/4/2003	0.31	U	µg/L	0.31
32105	Dibromochloromethane	Grab	N	SW8260	11/4/2003	0.16	U	µg/L	0.16
77596	Dibromomethane	Grab	N	SW8260	11/4/2003	0.13	U	µg/L	0.13
77268	trans-1,4-Dichloro-2-butene	Grab	N	SW8260	11/4/2003	0.14	U	µg/L	0.14
34536	1,2-Dichlorobenzene	Grab	N	SW8260	11/4/2003	0.18	U	µg/L	0.18
34571	1,4-Dichlorobenzene	Grab	N	SW8260	11/4/2003	0.10	U	µg/L	0.10
34496	1,1-Dichloroethane	Grab	N	SW8260	11/4/2003	0.30	U	µg/L	0.30
34531	1,2-Dichloroethane	Grab	N	SW8260	11/4/2003	0.10	U	µg/L	0.10

Data Qualifier Code Key: I Analyte detected below quantitation limits U Not Detected Above the MDL

Tomoka LF Semiannual SW

PARAMETER MONITORING REPORT

Ground Water (Rule 62-520.400,.420, .460)

Surface Water (Rule 62-302.500, .510, .503)

Leachate (Rule 62-701.510)

LAB Submission Number: F03100719

Sample Number: F03100719-004

Facility WACS:	64-00027540	**Sample Date/Time:**	10/29/2003 12:15:00 PM
Well/Sampling Point WACS:	15833	**Report Period:**	Tomoka October 03
Well/Sampling Point Name:	SW-4	**Well Purged:**	YES
Classification of Groundwater:	G-II	**Well Type:**	Compliance
Ground Water Elevation: (NGVD):			

Storet Code	Parameter Monitored	Sampling Method	Filtered Y/N	Analysis Method	Analysis Date	Analysis Result	Q	Units	Detection Limits
34501	1,1-Dichloroethene	Grab	N	SW8260	11/4/2003	0.10	U	µg/L	0.10
77093	cis-1,2-Dichloroethene	Grab	N	SW8260	11/4/2003	0.15	U	µg/L	0.15
34546	trans-1,2-Dichloroethene	Grab	N	SW8260	11/4/2003	0.17	U	µg/L	0.17
34541	1,2-Dichloropropane	Grab	N	SW8260	11/4/2003	0.12	U	µg/L	0.12
34704	cis-1,3-Dichloropropene	Grab	N	SW8260	11/4/2003	0.070	U	µg/L	0.070
34699	trans-1,3-Dichloropropene	Grab	N	SW8260	11/4/2003	0.11	U	µg/L	0.11
34371	Ethylbenzene	Grab	N	SW8260	11/4/2003	0.12	U	µg/L	0.12
77103	2-Hexanone	Grab	N	SW8260	11/4/2003	0.26	U	µg/L	0.26
77424	Iodomethane	Grab	N	SW8260	11/4/2003	0.38	U	µg/L	0.38
81596	4-Methyl-2-pentanone	Grab	N	SW8260	11/4/2003	0.21	U	µg/L	0.21
34423	Methylene chloride	Grab	N	SW8260	11/4/2003	0.26	U	µg/L	0.26
77128	Styrene	Grab	N	SW8260	11/4/2003	0.17	U	µg/L	0.17
77562	1,1,1,2-Tetrachloroethane	Grab	N	SW8260	11/4/2003	0.15	U	µg/L	0.15
34516	1,1,2,2-Tetrachloroethane	Grab	N	SW8260	11/4/2003	0.11	U	µg/L	0.11
34475	Tetrachloroethene	Grab	N	SW8260	11/4/2003	0.11	U	µg/L	0.11
34010	Toluene	Grab	N	SW8260	11/4/2003	0.10	U	µg/L	0.10
34506	1,1,1-Trichloroethane	Grab	N	SW8260	11/4/2003	0.24	U	µg/L	0.24
34511	1,1,2-Trichloroethane	Grab	N	SW8260	11/4/2003	0.13	U	µg/L	0.13
39180	Trichloroethene	Grab	N	SW8260	11/4/2003	0.15	U	µg/L	0.15
34488	Trichlorofluoromethane	Grab	N	SW8260	11/4/2003	0.32	U	µg/L	0.32
77443	1,2,3-Trichloropropane	Grab	N	SW8260	11/4/2003	0.30	U	µg/L	0.30
77057	Vinyl acetate	Grab	N	SW8260	11/4/2003	0.15	U	µg/L	0.15
39175	Vinyl chloride	Grab	N	SW8260	11/4/2003	0.14	U	µg/L	0.14
34020	Xylenes, Total	Grab	N	SW8260	11/4/2003	0.29	U	µg/L	0.29

Data Qualifier Code Key:

I Analyte detected below quantitation limits

U Not Detected Above the MDL

Tomoka LF Semiannual SW
PARAMETER MONITORING REPORT
Ground Water (Rule 62-520.400,.420, .460)
Surface Water (Rule 62-302.500, .510, .503)
Leachate (Rule 62-701.510)
LAB Submission Number: F03100719
Sample Number: F03100719-005

Facility WACS:	64-00027540	**Sample Date/Time:**	10/27/2003 4:00:00 PM
Well/Sampling Point WACS:	15638	**Report Period:**	Tomoka October 03
Well/Sampling Point Name:	SW-5	**Well Purged:**	YES
Classification of Groundwater:	G-II	**Well Type:**	Compliance
Ground Water Elevation: (NGVD):			

Storet Code	Parameter Monitored	Sampling Method	Filtered Y/N	Analysis Method	Analysis Date	Analysis Result	Q	Units	Detection Limits
	FIELD								
	Conductivity	Grab	N	FLD	10/27/2003	467		umhos/c	
	Dissolved Oxygen	Grab	N	FLD	10/27/2003	4.43		mg/L	
	pH	Grab	N	FLD	10/27/2003	6.89		S.U.	
	Temperature	Grab	N	FLD	10/27/2003	28.9		deg C	
	Turbidity	Grab	N	FLD	10/27/2003	28.3		NTU	
	INORGANICS								
70300	Solids, Total Dissolved	Grab	N	E160.1	10/29/2003	280		mg/L	1.2
00530	Solids, Suspended (Residue, Non-	Grab	N	E160.2	10/31/2003	15		mg/L	0.77
00620	Nitrogen, Nitrate	Grab	N	E300.0	10/28/2003	0.43		mg/L	0.016
00625	Nitrogen, Kjeldahl, Total	Grab	N	E351.2	10/30/2003	4.9		mg/L	0.056
00630	Nitrogen, Nitrate-Nitrite	Grab	N	E353.2	10/31/2003	0.46		mg/L	0.0060
00665	Phosphorus, Total (as P)	Grab	N	E365.4	10/30/2003	0.060	I	mg/L	0.010
00310	Biochemical Oxygen Demand	Grab	N	E405.1	11/3/2003	3.1		mg/L	2.0
00340	Chemical Oxygen Demand	Grab	N	E410.4	11/4/2003	65		mg/L	3.4
00680	Organic Carbon, Total	Grab	N	E415.1	10/28/2003	18		mg/L	0.42
00612	Nitrogen, Ammonia (Unionized)	Grab	N	FL-DEP	10/29/2003	0.023		mg/L	0.0040
32211	Chlorophyll a	Grab	N	SM1020	11/13/2003	7.8		mg/m³	
00600	Nitrogen, Total	Grab	N	SM4500-	11/6/2003	5.4		mg/L	0.50
	METALS								
01097	Antimony	Grab	N	E200.7	10/28/2003	2.8	U	µg/L	2.8
01002	Arsenic	Grab	N	E200.7	10/28/2003	3.6	I	µg/L	2.0
01007	Barium	Grab	N	E200.7	10/28/2003	44		µg/L	0.074
01034	Chromium	Grab	N	E200.7	10/28/2003	1.5	I	µg/L	0.60
01037	Cobalt	Grab	N	E200.7	10/28/2003	1.5	U	µg/L	1.5
01045	Iron	Grab	N	E200.7	10/28/2003	2200		µg/L	13
01067	Nickel	Grab	N	E200.7	10/28/2003	4.1	I	µg/L	2.0
01147	Selenium	Grab	N	E200.7	10/28/2003	4.0	U	µg/L	4.0
00929	Sodium	Grab	N	E200.7	10/28/2003	27000		µg/L	230
01059	Thallium	Grab	N	E200.7	10/28/2003	4.4	U	µg/L	4.4
01087	Vanadium	Grab	N	E200.7	10/28/2003	9.8	I	µg/L	0.40

Data Qualifier Code Key: I Analyte detected below quantitation limits U Not Detected Above the MDL

Tomoka LF Semiannual SW
PARAMETER MONITORING REPORT
Ground Water (Rule 62-520.400,.420, .460)
Surface Water (Rule 62-302.500, .510, .503)
Leachate (Rule 62-701.510)
LAB Submission Number: F03100719
Sample Number: F03100719-005

Facility WACS:	64-00027540	**Sample Date/Time:**	10/27/2003 4:00:00 PM
Well/Sampling Point WACS:	15638	**Report Period:**	Tomoka October 03
Well/Sampling Point Name:	SW-5	**Well Purged:**	YES
Classification of Groundwater:	G-II	**Well Type:**	Compliance
Ground Water Elevation: (NGVD):			

Storet Code	Parameter Monitored	Sampling Method	Filtered Y/N	Analysis Method	Analysis Date	Analysis Result	Q	Units	Detection Limits
01092	Zinc	Grab	N	E200.7	10/28/2003	6.3	I	µg/L	2.3
00900	Hardness, Total (as CaCO3)	Grab	N	E200.7	10/30/2003	170000		µg/L	
01012	Beryllium	Grab	N	E210.2	10/30/2003	0.040	I	µg/L	0.017
01027	Cadmium	Grab	N	E213.2	11/6/2003	0.068	U	µg/L	0.068
01042	Copper	Grab	N	E220.2	11/5/2003	0.50	I	µg/L	0.31
01051	Lead	Grab	N	E239.2	11/4/2003	0.70	I	µg/L	0.50
71900	Mercury	Grab	N	E245.1	11/4/2003	0.048	I	µg/L	0.036
01077	Silver	Grab	N	E272.2	11/11/2003	0.017	U	µg/L	0.017
	ORGANICS								
38760	1,2-Dibromo-3-chloropropane	Grab	N	E504.1	10/31/2003	0.0041	U	µg/L	0.0041
77651	1,2-Dibromoethane	Grab	N	E504.1	10/31/2003	0.0038	U	µg/L	0.0038
81552	Acetone	Grab	N	SW8260	11/4/2003	0.91	U	µg/L	0.91
34215	Acrylonitrile	Grab	N	SW8260	11/4/2003	0.93	U	µg/L	0.93
34030	Benzene	Grab	N	SW8260	11/4/2003	0.31	U	µg/L	0.31
73085	Bromochloromethane	Grab	N	SW8260	11/4/2003	0.22	U	µg/L	0.22
32101	Bromodichloromethane	Grab	N	SW8260	11/4/2003	0.10	U	µg/L	0.10
32104	Bromoform	Grab	N	SW8260	11/4/2003	0.11	U	µg/L	0.11
34413	Bromomethane	Grab	N	SW8260	11/4/2003	0.12	U	µg/L	0.12
81595	2-Butanone	Grab	N	SW8260	11/4/2003	0.29	U	µg/L	0.29
77041	Carbon disulfide	Grab	N	SW8260	11/4/2003	0.25	U	µg/L	0.25
32102	Carbon tetrachloride	Grab	N	SW8260	11/4/2003	0.25	U	µg/L	0.25
34301	Chlorobenzene	Grab	N	SW8260	11/4/2003	0.10	U	µg/L	0.10
34311	Chloroethane	Grab	N	SW8260	11/4/2003	0.16	U	µg/L	0.16
32106	Chloroform	Grab	N	SW8260	11/4/2003	0.28	U	µg/L	0.28
34418	Chloromethane	Grab	N	SW8260	11/4/2003	0.31	U	µg/L	0.31
32105	Dibromochloromethane	Grab	N	SW8260	11/4/2003	0.16	U	µg/L	0.16
77596	Dibromomethane	Grab	N	SW8260	11/4/2003	0.13	U	µg/L	0.13
77268	trans-1,4-Dichloro-2-butene	Grab	N	SW8260	11/4/2003	0.14	U	µg/L	0.14
34536	1,2-Dichlorobenzene	Grab	N	SW8260	11/4/2003	0.18	U	µg/L	0.18
34571	1,4-Dichlorobenzene	Grab	N	SW8260	11/4/2003	0.10	U	µg/L	0.10
34496	1,1-Dichloroethane	Grab	N	SW8260	11/4/2003	0.30	U	µg/L	0.30
34531	1,2-Dichloroethane	Grab	N	SW8260	11/4/2003	0.10	U	µg/L	0.10

Data Qualifier Code Key:
I Analyte detected below quantitation limits
U Not Detected Above the MDL

Tomoka LF Semiannual SW
PARAMETER MONITORING REPORT
Ground Water (Rule 62-520.400,.420, .460)
Surface Water (Rule 62-302.500, .510, .503)
Leachate (Rule 62-701.510)
LAB Submission Number: F03100719
Sample Number: F03100719-005

Facility WACS:	64-00027540	**Sample Date/Time:**	10/27/2003 4:00:00 PM
Well/Sampling Point WACS:	15638	**Report Period:**	Tomoka October 03
Well/Sampling Point Name:	SW-5	**Well Purged:**	YES
Classification of Groundwater:	G-II	**Well Type:**	Compliance
Ground Water Elevation: (NGVD):			

Storet Code	Parameter Monitored	Sampling Method	Filtered Y/N	Analysis Method	Analysis Date	Analysis Result	Q	Units	Detection Limits
34501	1,1-Dichloroethene	Grab	N	SW8260	11/4/2003	0.10	U	µg/L	0.10
77093	cis-1,2-Dichloroethene	Grab	N	SW8260	11/4/2003	0.15	U	µg/L	0.15
34546	trans-1,2-Dichloroethene	Grab	N	SW8260	11/4/2003	0.17	U	µg/L	0.17
34541	1,2-Dichloropropane	Grab	N	SW8260	11/4/2003	0.12	U	µg/L	0.12
34704	cis-1,3-Dichloropropene	Grab	N	SW8260	11/4/2003	0.070	U	µg/L	0.070
34699	trans-1,3-Dichloropropene	Grab	N	SW8260	11/4/2003	0.11	U	µg/L	0.11
34371	Ethylbenzene	Grab	N	SW8260	11/4/2003	0.12	U	µg/L	0.12
77103	2-Hexanone	Grab	N	SW8260	11/4/2003	0.26	U	µg/L	0.26
77424	Iodomethane	Grab	N	SW8260	11/4/2003	0.38	U	µg/L	0.38
81596	4-Methyl-2-pentanone	Grab	N	SW8260	11/4/2003	0.21	U	µg/L	0.21
34423	Methylene chloride	Grab	N	SW8260	11/4/2003	0.26	U	µg/L	0.26
77128	Styrene	Grab	N	SW8260	11/4/2003	0.17	U	µg/L	0.17
77562	1,1,1,2-Tetrachloroethane	Grab	N	SW8260	11/4/2003	0.15	U	µg/L	0.15
34516	1,1,2,2-Tetrachloroethane	Grab	N	SW8260	11/4/2003	0.11	U	µg/L	0.11
34475	Tetrachloroethene	Grab	N	SW8260	11/4/2003	0.11	U	µg/L	0.11
34010	Toluene	Grab	N	SW8260	11/4/2003	0.10	U	µg/L	0.10
34506	1,1,1-Trichloroethane	Grab	N	SW8260	11/4/2003	0.24	U	µg/L	0.24
34511	1,1,2-Trichloroethane	Grab	N	SW8260	11/4/2003	0.13	U	µg/L	0.13
39180	Trichloroethene	Grab	N	SW8260	11/4/2003	0.15	U	µg/L	0.15
34488	Trichlorofluoromethane	Grab	N	SW8260	11/4/2003	0.32	U	µg/L	0.32
77443	1,2,3-Trichloropropane	Grab	N	SW8260	11/4/2003	0.30	U	µg/L	0.30
77057	Vinyl acetate	Grab	N	SW8260	11/4/2003	0.15	U	µg/L	0.15
39175	Vinyl chloride	Grab	N	SW8260	11/4/2003	0.14	U	µg/L	0.14
34020	Xylenes, Total	Grab	N	SW8260	11/4/2003	0.29	U	µg/L	0.29

Data Qualifier Code Key:
I Analyte detected below quantitation limits
U Not Detected Above the MDL

Tomoka LF Semiannual SW
PARAMETER MONITORING REPORT
Ground Water (Rule 62-520.400,.420, .460)
Surface Water (Rule 62-302.500, .510, .503)
Leachate (Rule 62-701.510)
LAB Submission Number: F03100719
Sample Number: F03100719-006

Facility WACS:	64-00027540	**Sample Date/Time:**	10/29/2003
Well/Sampling Point WACS:	15789	**Report Period:**	Tomoka October 03
Well/Sampling Point Name:	SW-6	**Well Purged:**	YES
Classification of Groundwater:	G-II	**Well Type:**	Compliance
Ground Water Elevation: (NGVD):			

Storet Code	Parameter Monitored	Sampling Method	Filtered Y/N	Analysis Method	Analysis Date	Analysis Result	Q	Units	Detection Limits

Data Qualifier Code Key:

I	Analyte detected below quantitation limits	U	Not Detected Above the MDL

Tomoka LF Semiannual SW
PARAMETER MONITORING REPORT
Ground Water (Rule 62-520.400,.420, .460)
Surface Water (Rule 62-302.500, .510, .503)
Leachate (Rule 62-701.510)
LAB Submission Number: F03100719
Sample Number: F03100719-007

Facility WACS:	64-00027540	**Sample Date/Time:**	10/29/2003
Well/Sampling Point WACS:	15834	**Report Period:**	Tomoka October 03
Well/Sampling Point Name:	SW-9	**Well Purged:**	YES
Classification of Groundwater:	G-II	**Well Type:**	Compliance
Ground Water Elevation: (NGVD):			

Storet Code	Parameter Monitored	Sampling Method	Filtered Y/N	Analysis Method	Analysis Date	Analysis Result	Q	Units	Detection Limits

Data Qualifier Code Key:

I	Analyte detected below quantitation limits	U	Not Detected Above the MDL

Tomoka LF Semiannual SW
PARAMETER MONITORING REPORT
Ground Water (Rule 62-520.400,.420, .460)
Surface Water (Rule 62-302.500, .510, .503)
Leachate (Rule 62-701.510)
LAB Submission Number: F03100719
Sample Number: F03100719-008

Facility WACS:	64-00027540	**Sample Date/Time:**	10/29/2003
Well/Sampling Point WACS:	15835	**Report Period:**	Tomoka October 03
Well/Sampling Point Name:	SW-10	**Well Purged:**	YES
Classification of Groundwater:	G-II	**Well Type:**	Compliance
Ground Water Elevation: (NGVD):			

Storet Code	Parameter Monitored	Sampling Method	Filtered Y/N	Analysis Method	Analysis Date	Analysis Result	Q	Units	Detection Limits

Data Qualifier Code Key:

I	Analyte detected below quantitation limits	U	Not Detected Above the MDL

Tomoka LF Semiannual SW
PARAMETER MONITORING REPORT
Ground Water (Rule 62-520.400,.420, .460)
Surface Water (Rule 62-302.500, .510, .503)
Leachate (Rule 62-701.510)
LAB Submission Number: F03100719
Sample Number: F03100719-009

Facility WACS:	64-00027540	**Sample Date/Time:**	10/27/2003 3:35:00 PM
Well/Sampling Point WACS:		**Report Period:**	Tomoka October 03
Well/Sampling Point Name:	EQ Blank	**Well Purged:**	YES
Classification of Groundwater:	0	**Well Type:**	
Ground Water Elevation: (NGVD):			

Storet Code	Parameter Monitored	Sampling Method	Filtered Y/N	Analysis Method	Analysis Date	Analysis Result	Q	Units	Detection Limits
	INORGANICS								
70300	Solids, Total Dissolved	Grab	N	E160.1	10/29/2003	1.2	U	mg/L	1.2
00530	Solids, Suspended (Residue, Non-	Grab	N	E160.2	10/31/2003	4.4	I	mg/L	0.77
00620	Nitrogen, Nitrate	Grab	N	E300.0	10/28/2003	0.016	U	mg/L	0.016
00625	Nitrogen, Kjeldahl, Total	Grab	N	E351.2	10/30/2003	0.056	U	mg/L	0.056
00630	Nitrogen, Nitrate-Nitrite	Grab	N	E353.2	10/31/2003	0.011	I	mg/L	0.0060
00665	Phosphorus, Total (as P)	Grab	N	E365.4	10/30/2003	0.010	I	mg/L	0.010
00310	Biochemical Oxygen Demand	Grab	N	E405.1	11/3/2003	2.0	U	mg/L	2.0
00340	Chemical Oxygen Demand	Grab	N	E410.4	11/4/2003	12	I	mg/L	3.4
00680	Organic Carbon, Total	Grab	N	E415.1	10/28/2003	0.42	U	mg/L	0.42
00612	Nitrogen, Ammonia (Unionized)	Grab	N	FL-DEP	10/29/2003	0.0040	U	mg/L	0.0040
32211	Chlorophyll a	Grab	N	SM1020	11/13/2003	ND	U	mg/m^3	
00600	Nitrogen, Total	Grab	N	SM4500-	11/6/2003	0.50	U	mg/L	0.50
	METALS								
01097	Antimony	Grab	N	E200.7	10/28/2003	2.8	U	µg/L	2.8
01002	Arsenic	Grab	N	E200.7	10/28/2003	2.0	U	µg/L	2.0
01007	Barium	Grab	N	E200.7	10/28/2003	0.074	U	µg/L	0.074
01034	Chromium	Grab	N	E200.7	10/28/2003	0.60	U	µg/L	0.60
01037	Cobalt	Grab	N	E200.7	10/28/2003	1.5	U	µg/L	1.5
01045	Iron	Grab	N	E200.7	10/28/2003	13	U	µg/L	13
01067	Nickel	Grab	N	E200.7	10/28/2003	2.0	U	µg/L	2.0
01147	Selenium	Grab	N	E200.7	10/28/2003	4.0	U	µg/L	4.0
00929	Sodium	Grab	N	E200.7	10/28/2003	230	I	µg/L	230
01059	Thallium	Grab	N	E200.7	10/28/2003	4.4	U	µg/L	4.4
01087	Vanadium	Grab	N	E200.7	10/28/2003	0.40	U	µg/L	0.40
01092	Zinc	Grab	N	E200.7	10/28/2003	4.7	I	µg/L	2.3
00900	Hardness, Total (as CaCO3)	Grab	N	E200.7	10/30/2003	410	I	µg/L	
01012	Beryllium	Grab	N	E210.2	10/30/2003	0.017	U	µg/L	0.017
01027	Cadmium	Grab	N	E213.2	11/6/2003	0.068	U	µg/L	0.068
01042	Copper	Grab	N	E220.2	11/5/2003	0.31	U	µg/L	0.31
01051	Lead	Grab	N	E239.2	11/4/2003	0.50	U	µg/L	0.50
71900	Mercury	Grab	N	E245.1	11/4/2003	0.040	I	µg/L	0.036

Data Qualifier Code Key: I Analyte detected below quantitation limits U Not Detected Above the MDL

Tomoka LF Semiannual SW
PARAMETER MONITORING REPORT
Ground Water (Rule 62-520.400,.420, .460)
Surface Water (Rule 62-302.500, .510, .503)
Leachate (Rule 62-701.510)
LAB Submission Number: F03100719
Sample Number: F03100719-009

Facility WACS:	64-00027540	**Sample Date/Time:**	10/27/2003 3:35:00 PM
Well/Sampling Point WACS:		**Report Period:**	Tomoka October 03
Well/Sampling Point Name:	EQ Blank	**Well Purged:**	YES
Classification of Groundwater:	0	**Well Type:**	
Ground Water Elevation: (NGVD):			

Storet Code	Parameter Monitored	Sampling Method	Filtered Y/N	Analysis Method	Analysis Date	Analysis Result	Q	Units	Detection Limits
01077	Silver	Grab	N	E272.2	11/11/2003	0.017	U	µg/L	0.017
	ORGANICS								
38760	1,2-Dibromo-3-chloropropane	Grab	N	E504.1	10/31/2003	0.0041	U	µg/L	0.0041
77651	1,2-Dibromoethane	Grab	N	E504.1	10/31/2003	0.0038	U	µg/L	0.0038
81552	Acetone	Grab	N	SW8260	11/4/2003	8.8	I	µg/L	0.91
34215	Acrylonitrile	Grab	N	SW8260	11/4/2003	0.93	U	µg/L	0.93
34030	Benzene	Grab	N	SW8260	11/4/2003	0.31	U	µg/L	0.31
73085	Bromochloromethane	Grab	N	SW8260	11/4/2003	0.22	U	µg/L	0.22
32101	Bromodichloromethane	Grab	N	SW8260	11/4/2003	0.10	U	µg/L	0.10
32104	Bromoform	Grab	N	SW8260	11/4/2003	0.11	U	µg/L	0.11
34413	Bromomethane	Grab	N	SW8260	11/4/2003	0.12	U	µg/L	0.12
81595	2-Butanone	Grab	N	SW8260	11/4/2003	0.29	U	µg/L	0.29
77041	Carbon disulfide	Grab	N	SW8260	11/4/2003	0.25	U	µg/L	0.25
32102	Carbon tetrachloride	Grab	N	SW8260	11/4/2003	0.25	U	µg/L	0.25
34301	Chlorobenzene	Grab	N	SW8260	11/4/2003	0.10	U	µg/L	0.10
34311	Chloroethane	Grab	N	SW8260	11/4/2003	0.16	U	µg/L	0.16
32106	Chloroform	Grab	N	SW8260	11/4/2003	0.28	U	µg/L	0.28
34418	Chloromethane	Grab	N	SW8260	11/4/2003	0.31	U	µg/L	0.31
32105	Dibromochloromethane	Grab	N	SW8260	11/4/2003	0.16	U	µg/L	0.16
77596	Dibromomethane	Grab	N	SW8260	11/4/2003	0.13	U	µg/L	0.13
77268	trans-1,4-Dichloro-2-butene	Grab	N	SW8260	11/4/2003	0.14	U	µg/L	0.14
34536	1,2-Dichlorobenzene	Grab	N	SW8260	11/4/2003	0.18	U	µg/L	0.18
34571	1,4-Dichlorobenzene	Grab	N	SW8260	11/4/2003	0.10	U	µg/L	0.10
34496	1,1-Dichloroethane	Grab	N	SW8260	11/4/2003	0.30	U	µg/L	0.30
34531	1,2-Dichloroethane	Grab	N	SW8260	11/4/2003	0.10	U	µg/L	0.10
34501	1,1-Dichloroethene	Grab	N	SW8260	11/4/2003	0.10	U	µg/L	0.10
77093	cis-1,2-Dichloroethene	Grab	N	SW8260	11/4/2003	0.15	U	µg/L	0.15
34546	trans-1,2-Dichloroethene	Grab	N	SW8260	11/4/2003	0.17	U	µg/L	0.17
34541	1,2-Dichloropropane	Grab	N	SW8260	11/4/2003	0.12	U	µg/L	0.12
34704	cis-1,3-Dichloropropene	Grab	N	SW8260	11/4/2003	0.070	U	µg/L	0.070
34699	trans-1,3-Dichloropropene	Grab	N	SW8260	11/4/2003	0.11	U	µg/L	0.11
34371	Ethylbenzene	Grab	N	SW8260	11/4/2003	0.12	U	µg/L	0.12

Data Qualifier Code Key: I Analyte detected below quantitation limits U Not Detected Above the MDL

Tomoka LF Semiannual SW
PARAMETER MONITORING REPORT
Ground Water (Rule 62-520.400,.420, .460)
Surface Water (Rule 62-302.500, .510, .503)
Leachate (Rule 62-701.510)
LAB Submission Number: F03100719
Sample Number: F03100719-009

Facility WACS:	64-00027540	**Sample Date/Time:**	10/27/2003 3:35:00 PM
Well/Sampling Point WACS:		**Report Period:**	Tomoka October 03
Well/Sampling Point Name:	EQ Blank	**Well Purged:**	YES
Classification of Groundwater:	0	**Well Type:**	
Ground Water Elevation: (NGVD):			

Storet Code	Parameter Monitored	Sampling Method	Filtered Y/N	Analysis Method	Analysis Date	Analysis Result	Q	Units	Detection Limits
77103	2-Hexanone	Grab	N	SW8260	11/4/2003	0.26	U	µg/L	0.26
77424	Iodomethane	Grab	N	SW8260	11/4/2003	0.38	U	µg/L	0.38
81596	4-Methyl-2-pentanone	Grab	N	SW8260	11/4/2003	0.21	U	µg/L	0.21
34423	Methylene chloride	Grab	N	SW8260	11/4/2003	0.26	U	µg/L	0.26
77128	Styrene	Grab	N	SW8260	11/4/2003	0.17	U	µg/L	0.17
77562	1,1,1,2-Tetrachloroethane	Grab	N	SW8260	11/4/2003	0.15	U	µg/L	0.15
34516	1,1,2,2-Tetrachloroethane	Grab	N	SW8260	11/4/2003	0.11	U	µg/L	0.11
34475	Tetrachloroethene	Grab	N	SW8260	11/4/2003	0.11	U	µg/L	0.11
34010	Toluene	Grab	N	SW8260	11/4/2003	0.10	U	µg/L	0.10
34506	1,1,1-Trichloroethane	Grab	N	SW8260	11/4/2003	0.24	U	µg/L	0.24
34511	1,1,2-Trichloroethane	Grab	N	SW8260	11/4/2003	0.13	U	µg/L	0.13
39180	Trichloroethene	Grab	N	SW8260	11/4/2003	0.15	U	µg/L	0.15
34488	Trichlorofluoromethane	Grab	N	SW8260	11/4/2003	0.32	U	µg/L	0.32
77443	1,2,3-Trichloropropane	Grab	N	SW8260	11/4/2003	0.30	U	µg/L	0.30
77057	Vinyl acetate	Grab	N	SW8260	11/4/2003	0.15	U	µg/L	0.15
39175	Vinyl chloride	Grab	N	SW8260	11/4/2003	0.14	U	µg/L	0.14
34020	Xylenes, Total	Grab	N	SW8260	11/4/2003	0.29	U	µg/L	0.29

Data Qualifier Code Key:
I Analyte detected below quantitation limits
U Not Detected Above the MDL

Tomoka LF Semiannual SW
PARAMETER MONITORING REPORT
Ground Water (Rule 62-520.400,.420, .460)
Surface Water (Rule 62-302.500, .510, .503)
Leachate (Rule 62-701.510)
LAB Submission Number: F03100719
Sample Number: F03100719-010

Facility WACS:	64-00027540	**Sample Date/Time:**	10/27/2003 4:00:00 PM
Well/Sampling Point WACS:	15638	**Report Period:**	Tomoka October 03
Well/Sampling Point Name:	SW-5 DUP	**Well Purged:**	YES
Classification of Groundwater:	G-II	**Well Type:**	Compliance
Ground Water Elevation: (NGVD):			

Storet Code	Parameter Monitored	Sampling Method	Filtered Y/N	Analysis Method	Analysis Date	Analysis Result	Q	Units	Detection Limits
	FIELD								
	Conductivity	Grab	N	FLD	10/27/2003	467		umhos/c	
	Dissolved Oxygen	Grab	N	FLD	10/27/2003	4.43		mg/L	
	pH	Grab	N	FLD	10/27/2003	6.89		S.U.	
	Temperature	Grab	N	FLD	10/27/2003	28.9		deg C	
	Turbidity	Grab	N	FLD	10/27/2003	28.3		NTU	
	INORGANICS								
70300	Solids, Total Dissolved	Grab	N	E160.1	10/29/2003	280		mg/L	1.2
00530	Solids, Suspended (Residue, Non-	Grab	N	E160.2	10/31/2003	15		mg/L	0.77
00620	Nitrogen, Nitrate	Grab	N	E300.0	10/28/2003	0.44		mg/L	0.016
00625	Nitrogen, Kjeldahl, Total	Grab	N	E351.2	10/30/2003	4.8		mg/L	0.056
00630	Nitrogen, Nitrate-Nitrite	Grab	N	E353.2	10/31/2003	0.46		mg/L	0.0060
00665	Phosphorus, Total (as P)	Grab	N	E365.4	10/30/2003	0.070	I	mg/L	0.010
00310	Biochemical Oxygen Demand	Grab	N	E405.1	11/3/2003	2.8		mg/L	2.0
00340	Chemical Oxygen Demand	Grab	N	E410.4	11/4/2003	65		mg/L	3.4
00680	Organic Carbon, Total	Grab	N	E415.1	10/28/2003	17		mg/L	0.42
00612	Nitrogen, Ammonia (Unionized)	Grab	N	FL-DEP	10/29/2003	0.023		mg/L	0.0040
32211	Chlorophyll a	Grab	N	SM1020	11/13/2003	12		mg/m³	
00600	Nitrogen, Total	Grab	N	SM4500-	11/6/2003	5.3		mg/L	0.50
	METALS								
01097	Antimony	Grab	N	E200.7	10/28/2003	2.8	U	µg/L	2.8
01002	Arsenic	Grab	N	E200.7	10/28/2003	2.8	I	µg/L	2.0
01007	Barium	Grab	N	E200.7	10/28/2003	44		µg/L	0.074
01034	Chromium	Grab	N	E200.7	10/28/2003	1.4	I	µg/L	0.60
01037	Cobalt	Grab	N	E200.7	10/28/2003	1.5	U	µg/L	1.5
01045	Iron	Grab	N	E200.7	10/28/2003	2200		µg/L	13
01067	Nickel	Grab	N	E200.7	10/28/2003	4.4	I	µg/L	2.0
01147	Selenium	Grab	N	E200.7	10/28/2003	4.0	U	µg/L	4.0
00929	Sodium	Grab	N	E200.7	10/28/2003	27000		µg/L	230
01059	Thallium	Grab	N	E200.7	10/28/2003	4.4	U	µg/L	4.4
01087	Vanadium	Grab	N	E200.7	10/28/2003	10		µg/L	0.40

Data Qualifier Code Key: I Analyte detected below quantitation limits U Not Detected Above the MDL

Tomoka LF Semiannual SW
PARAMETER MONITORING REPORT
Ground Water (Rule 62-520.400,.420, .460)
Surface Water (Rule 62-302.500, .510, .503)
Leachate (Rule 62-701.510)
LAB Submission Number: F03100719
Sample Number: F03100719-010

Facility WACS:	64-00027540	**Sample Date/Time:**	10/27/2003 4:00:00 PM
Well/Sampling Point WACS:	15638	**Report Period:**	Tomoka October 03
Well/Sampling Point Name:	SW-5 DUP	**Well Purged:**	YES
Classification of Groundwater:	G-II	**Well Type:**	Compliance
Ground Water Elevation: (NGVD):			

Storet Code	Parameter Monitored	Sampling Method	Filtered Y/N	Analysis Method	Analysis Date	Analysis Result	Q	Units	Detection Limits
01092	Zinc	Grab	N	E200.7	10/28/2003	4.8	I	µg/L	2.3
00900	Hardness, Total (as CaCO3)	Grab	N	E200.7	10/30/2003	170000		µg/L	
01012	Beryllium	Grab	N	E210.2	10/30/2003	0.040	I	µg/L	0.017
01027	Cadmium	Grab	N	E213.2	11/6/2003	0.068	U	µg/L	0.068
01042	Copper	Grab	N	E220.2	11/5/2003	0.50	I	µg/L	0.31
01051	Lead	Grab	N	E239.2	11/4/2003	0.80	I	µg/L	0.50
71900	Mercury	Grab	N	E245.1	11/4/2003	0.036	U	µg/L	0.036
01077	Silver	Grab	N	E272.2	11/11/2003	0.017	U	µg/L	0.017
	ORGANICS								
38760	1,2-Dibromo-3-chloropropane	Grab	N	E504.1	10/31/2003	0.0041	U	µg/L	0.0041
77651	1,2-Dibromoethane	Grab	N	E504.1	10/31/2003	0.0038	U	µg/L	0.0038
81552	Acetone	Grab	N	SW8260	11/4/2003	0.91	U	µg/L	0.91
34215	Acrylonitrile	Grab	N	SW8260	11/4/2003	0.93	U	µg/L	0.93
34030	Benzene	Grab	N	SW8260	11/4/2003	0.31	U	µg/L	0.31
73085	Bromochloromethane	Grab	N	SW8260	11/4/2003	0.22	U	µg/L	0.22
32101	Bromodichloromethane	Grab	N	SW8260	11/4/2003	0.10	U	µg/L	0.10
32104	Bromoform	Grab	N	SW8260	11/4/2003	0.11	U	µg/L	0.11
34413	Bromomethane	Grab	N	SW8260	11/4/2003	0.12	U	µg/L	0.12
81595	2-Butanone	Grab	N	SW8260	11/4/2003	0.29	U	µg/L	0.29
77041	Carbon disulfide	Grab	N	SW8260	11/4/2003	0.25	U	µg/L	0.25
32102	Carbon tetrachloride	Grab	N	SW8260	11/4/2003	0.25	U	µg/L	0.25
34301	Chlorobenzene	Grab	N	SW8260	11/4/2003	0.10	U	µg/L	0.10
34311	Chloroethane	Grab	N	SW8260	11/4/2003	0.16	U	µg/L	0.16
32106	Chloroform	Grab	N	SW8260	11/4/2003	0.28	U	µg/L	0.28
34418	Chloromethane	Grab	N	SW8260	11/4/2003	0.31	U	µg/L	0.31
32105	Dibromochloromethane	Grab	N	SW8260	11/4/2003	0.16	U	µg/L	0.16
77596	Dibromomethane	Grab	N	SW8260	11/4/2003	0.13	U	µg/L	0.13
77268	trans-1,4-Dichloro-2-butene	Grab	N	SW8260	11/4/2003	0.14	U	µg/L	0.14
34536	1,2-Dichlorobenzene	Grab	N	SW8260	11/4/2003	0.18	U	µg/L	0.18
34571	1,4-Dichlorobenzene	Grab	N	SW8260	11/4/2003	0.10	U	µg/L	0.10
34496	1,1-Dichloroethane	Grab	N	SW8260	11/4/2003	0.30	U	µg/L	0.30
34531	1,2-Dichloroethane	Grab	N	SW8260	11/4/2003	0.10	U	µg/L	0.10

Data Qualifier Code Key:
I Analyte detected below quantitation limits
U Not Detected Above the MDL

Tomoka LF Semiannual SW
PARAMETER MONITORING REPORT
Ground Water (Rule 62-520.400,.420, .460)
Surface Water (Rule 62-302.500, .510, .503)
Leachate (Rule 62-701.510)
LAB Submission Number: F03100719
Sample Number: F03100719-010

Facility WACS:	64-00027540	**Sample Date/Time:**	10/27/2003 4:00:00 PM
Well/Sampling Point WACS:	15638	**Report Period:**	Tomoka October 03
Well/Sampling Point Name:	SW-5 DUP	**Well Purged:**	YES
Classification of Groundwater:	G-II	**Well Type:**	Compliance
Ground Water Elevation: (NGVD):			

Storet Code	Parameter Monitored	Sampling Method	Filtered Y/N	Analysis Method	Analysis Date	Analysis Result	Q	Units	Detection Limits
34501	1,1-Dichloroethene	Grab	N	SW8260	11/4/2003	0.10	U	µg/L	0.10
77093	cis-1,2-Dichloroethene	Grab	N	SW8260	11/4/2003	0.15	U	µg/L	0.15
34546	trans-1,2-Dichloroethene	Grab	N	SW8260	11/4/2003	0.17	U	µg/L	0.17
34541	1,2-Dichloropropane	Grab	N	SW8260	11/4/2003	0.12	U	µg/L	0.12
34704	cis-1,3-Dichloropropene	Grab	N	SW8260	11/4/2003	0.070	U	µg/L	0.070
34699	trans-1,3-Dichloropropene	Grab	N	SW8260	11/4/2003	0.11	U	µg/L	0.11
34371	Ethylbenzene	Grab	N	SW8260	11/4/2003	0.12	U	µg/L	0.12
77103	2-Hexanone	Grab	N	SW8260	11/4/2003	0.26	U	µg/L	0.26
77424	Iodomethane	Grab	N	SW8260	11/4/2003	0.38	U	µg/L	0.38
81596	4-Methyl-2-pentanone	Grab	N	SW8260	11/4/2003	0.21	U	µg/L	0.21
34423	Methylene chloride	Grab	N	SW8260	11/4/2003	0.26	U	µg/L	0.26
77128	Styrene	Grab	N	SW8260	11/4/2003	0.17	U	µg/L	0.17
77562	1,1,1,2-Tetrachloroethane	Grab	N	SW8260	11/4/2003	0.15	U	µg/L	0.15
34516	1,1,2,2-Tetrachloroethane	Grab	N	SW8260	11/4/2003	0.11	U	µg/L	0.11
34475	Tetrachloroethene	Grab	N	SW8260	11/4/2003	0.11	U	µg/L	0.11
34010	Toluene	Grab	N	SW8260	11/4/2003	0.10	U	µg/L	0.10
34506	1,1,1-Trichloroethane	Grab	N	SW8260	11/4/2003	0.24	U	µg/L	0.24
34511	1,1,2-Trichloroethane	Grab	N	SW8260	11/4/2003	0.13	U	µg/L	0.13
39180	Trichloroethene	Grab	N	SW8260	11/4/2003	0.15	U	µg/L	0.15
34488	Trichlorofluoromethane	Grab	N	SW8260	11/4/2003	0.32	U	µg/L	0.32
77443	1,2,3-Trichloropropane	Grab	N	SW8260	11/4/2003	0.30	U	µg/L	0.30
77057	Vinyl acetate	Grab	N	SW8260	11/4/2003	0.15	U	µg/L	0.15
39175	Vinyl chloride	Grab	N	SW8260	11/4/2003	0.14	U	µg/L	0.14
34020	Xylenes, Total	Grab	N	SW8260	11/4/2003	0.29	U	µg/L	0.29

Data Qualifier Code Key:
I Analyte detected below quantitation limits
U Not Detected Above the MDL

Tomoka LF Semiannual SW
PARAMETER MONITORING REPORT
Ground Water (Rule 62-520.400,.420, .460)
Surface Water (Rule 62-302.500, .510, .503)
Leachate (Rule 62-701.510)
LAB Submission Number: F03100719
Sample Number: F03100719-011

Facility WACS:	64-00027540	**Sample Date/Time:**	10/27/2003 6:00:00 PM
Well/Sampling Point WACS:		**Report Period:**	Tomoka October 03
Well/Sampling Point Name:	Trip Blank	**Well Purged:**	YES
Classification of Groundwater:	0	**Well Type:**	
Ground Water Elevation: (NGVD):			

Storet Code	Parameter Monitored	Sampling Method	Filtered Y/N	Analysis Method	Analysis Date	Analysis Result	Q	Units	Detection Limits
	ORGANICS								
81552	Acetone	Grab	N	SW8260	11/4/2003	9.7	I	µg/L	0.91
34215	Acrylonitrile	Grab	N	SW8260	11/4/2003	0.93	U	µg/L	0.93
34030	Benzene	Grab	N	SW8260	11/4/2003	0.31	U	µg/L	0.31
73085	Bromochloromethane	Grab	N	SW8260	11/4/2003	0.22	U	µg/L	0.22
32101	Bromodichloromethane	Grab	N	SW8260	11/4/2003	0.10	U	µg/L	0.10
32104	Bromoform	Grab	N	SW8260	11/4/2003	0.11	U	µg/L	0.11
34413	Bromomethane	Grab	N	SW8260	11/4/2003	0.12	U	µg/L	0.12
81595	2-Butanone	Grab	N	SW8260	11/4/2003	0.29	U	µg/L	0.29
77041	Carbon disulfide	Grab	N	SW8260	11/4/2003	0.25	U	µg/L	0.25
32102	Carbon tetrachloride	Grab	N	SW8260	11/4/2003	0.25	U	µg/L	0.25
34301	Chlorobenzene	Grab	N	SW8260	11/4/2003	0.10	U	µg/L	0.10
34311	Chloroethane	Grab	N	SW8260	11/4/2003	0.16	U	µg/L	0.16
32106	Chloroform	Grab	N	SW8260	11/4/2003	0.28	U	µg/L	0.28
34418	Chloromethane	Grab	N	SW8260	11/4/2003	0.31	U	µg/L	0.31
32105	Dibromochloromethane	Grab	N	SW8260	11/4/2003	0.16	U	µg/L	0.16
77596	Dibromomethane	Grab	N	SW8260	11/4/2003	0.13	U	µg/L	0.13
77268	trans-1,4-Dichloro-2-butene	Grab	N	SW8260	11/4/2003	0.14	U	µg/L	0.14
34536	1,2-Dichlorobenzene	Grab	N	SW8260	11/4/2003	0.18	U	µg/L	0.18
34571	1,4-Dichlorobenzene	Grab	N	SW8260	11/4/2003	0.10	U	µg/L	0.10
34496	1,1-Dichloroethane	Grab	N	SW8260	11/4/2003	0.30	U	µg/L	0.30
34531	1,2-Dichloroethane	Grab	N	SW8260	11/4/2003	0.10	U	µg/L	0.10
34501	1,1-Dichloroethene	Grab	N	SW8260	11/4/2003	0.10	U	µg/L	0.10
77093	cis-1,2-Dichloroethene	Grab	N	SW8260	11/4/2003	0.15	U	µg/L	0.15
34546	trans-1,2-Dichloroethene	Grab	N	SW8260	11/4/2003	0.17	U	µg/L	0.17
34541	1,2-Dichloropropane	Grab	N	SW8260	11/4/2003	0.12	U	µg/L	0.12
34704	cis-1,3-Dichloropropene	Grab	N	SW8260	11/4/2003	0.070	U	µg/L	0.070
34699	trans-1,3-Dichloropropene	Grab	N	SW8260	11/4/2003	0.11	U	µg/L	0.11
34371	Ethylbenzene	Grab	N	SW8260	11/4/2003	0.12	U	µg/L	0.12
77103	2-Hexanone	Grab	N	SW8260	11/4/2003	0.26	U	µg/L	0.26
77424	Iodomethane	Grab	N	SW8260	11/4/2003	0.38	U	µg/L	0.38
81596	4-Methyl-2-pentanone	Grab	N	SW8260	11/4/2003	0.21	U	µg/L	0.21

Data Qualifier Code Key:
I Analyte detected below quantitation limits
U Not Detected Above the MDL

Tomoka LF Semiannual SW
PARAMETER MONITORING REPORT
Ground Water (Rule 62-520.400,.420, .460)
Surface Water (Rule 62-302.500, .510, .503)
Leachate (Rule 62-701.510)
LAB Submission Number: F03100719
Sample Number: F03100719-011

Facility WACS:	64-00027540	**Sample Date/Time:**	10/27/2003 6:00:00 PM
Well/Sampling Point WACS:		**Report Period:**	Tomoka October 03
Well/Sampling Point Name:	Trip Blank	**Well Purged:**	YES
Classification of Groundwater:	0	**Well Type:**	
Ground Water Elevation: (NGVD):			

Storet Code	Parameter Monitored	Sampling Method	Filtered Y/N	Analysis Method	Analysis Date	Analysis Result	Q	Units	Detection Limits
34423	Methylene chloride	Grab	N	SW8260	11/4/2003	0.26	U	µg/L	0.26
77128	Styrene	Grab	N	SW8260	11/4/2003	0.17	U	µg/L	0.17
77562	1,1,1,2-Tetrachloroethane	Grab	N	SW8260	11/4/2003	0.15	U	µg/L	0.15
34516	1,1,2,2-Tetrachloroethane	Grab	N	SW8260	11/4/2003	0.11	U	µg/L	0.11
34475	Tetrachloroethene	Grab	N	SW8260	11/4/2003	0.11	U	µg/L	0.11
34010	Toluene	Grab	N	SW8260	11/4/2003	0.10	U	µg/L	0.10
34506	1,1,1-Trichloroethane	Grab	N	SW8260	11/4/2003	0.24	U	µg/L	0.24
34511	1,1,2-Trichloroethane	Grab	N	SW8260	11/4/2003	0.13	U	µg/L	0.13
39180	Trichloroethene	Grab	N	SW8260	11/4/2003	0.15	U	µg/L	0.15
34488	Trichlorofluoromethane	Grab	N	SW8260	11/4/2003	0.32	U	µg/L	0.32
77443	1,2,3-Trichloropropane	Grab	N	SW8260	11/4/2003	0.30	U	µg/L	0.30
77057	Vinyl acetate	Grab	N	SW8260	11/4/2003	0.15	U	µg/L	0.15
39175	Vinyl chloride	Grab	N	SW8260	11/4/2003	0.14	U	µg/L	0.14
34020	Xylenes, Total	Grab	N	SW8260	11/4/2003	0.29	U	µg/L	0.29

Data Qualifier Code Key:
I Analyte detected below quantitation limits
U Not Detected Above the MDL

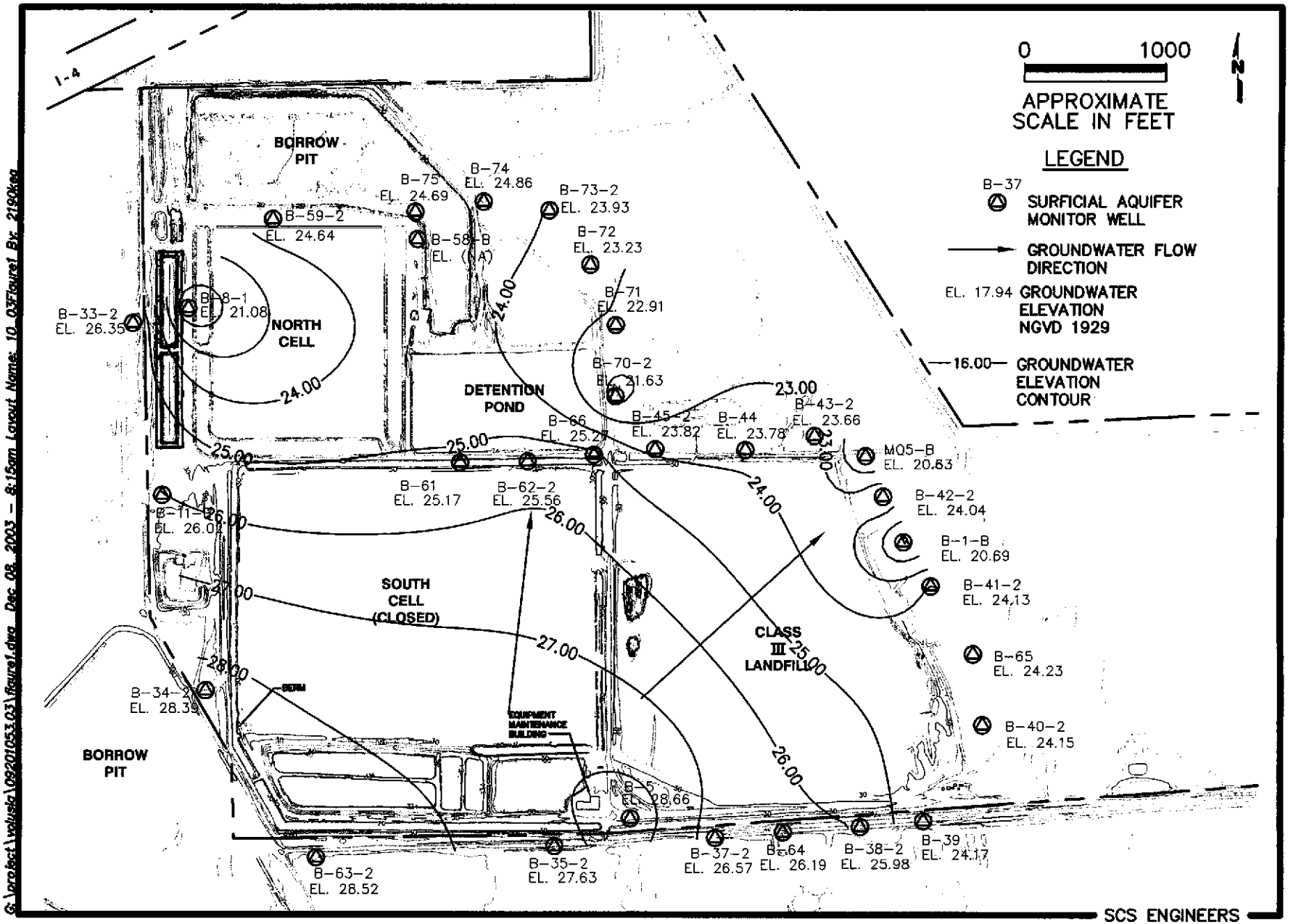

Figure 1. Groundwater Elevation Contour Map, Aquifer Zone 1–2, Tomoka Farms Road Landfill, October 2003

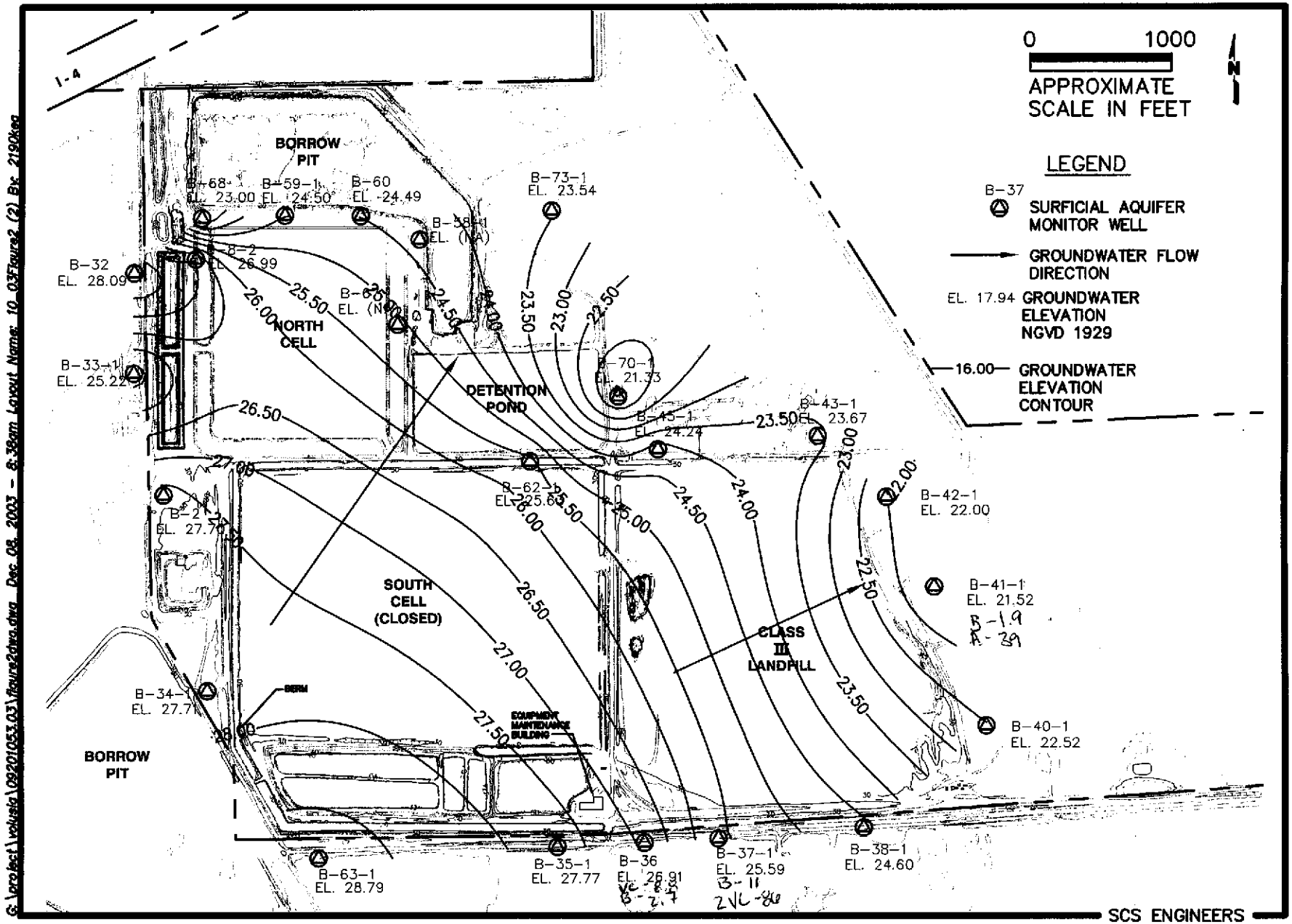

Figure 2. Groundwater Elevation Contour Map, Aquifer Zone 4, Tomoka Farms Road Landfill, October 2003

ELAB, Inc.
East Tower Circle
Ormond Beach, FL 32174
(904)672-5668 ● FAX (904)673-4001

(INSTRUCTIONS ON BACK OF THIS FORM)

CHAIN OF CUSTODY RECORD

No. E 69162

Page 1 of 1

FOR LAB USE ONLY
Temp. of Contents: 10.7 °C (or Received on Ice, ROI)
Condition of Contents:
Condition of Seals:

FOR LAB USE ONLY
Submission No. E03100729

1. Client: (Company or Individual) Volusia Co SWM
Address:
City State Zip Code
Phone: ( )
Fax: ( )

2. Report to: (if different from above)
Address:
City State Zip Code
Phone: ( )
Fax: ( )

18. Report Type:
- Routine
- Standard QC
- Datapackage

19. Turnaround Time
- Standard
- Rush: / /

3. Client Project Name: Tomoka LF Semi-annual
4. Client Project No.:
5. P.O. No.:
6. Custody Seal No.:
7. Sampled By: JL / BS
8. Shipping Method:

Water Sample Codes (for Item 13)	Container Codes (for Item 16)
DW = Drinking Water	V = VOA vial
GW = Ground Water	G = glass
SW = Surface Water	P = plastic
PW = Processed Water	M = micro bag/cup
WW = Waste Water	O = other

Preservative Codes (for Item 15)
C = Cool Only
H = Hydrochloric Acid
M = Monochloroacetic Acid
N = Nitric Acid
OH = Sodium Hydroxide
S = Sulfuric Acid
T = Sodium Thiosulfate

14. No. of Containers
15. Preservatives
16. Containers
17. Analyses Requested

Item	9. Sample ID or No.	10. Sample Description	11. Date	11. Time	12. Comp.	12. Grab	13. Water (Codes)	13. Air	13. Soil	13. Sludge	13. Other	14. No. of Containers	Misc.	Metals	Nutrients	8260	8011				20 REMARK	LAB USE ONLY LAB SAMPLE NO.
													C	N	S	H	C					
													P	P	P	V	V					
1		B42-2	10-28-03	1215		✓	GW					8	1	1	1	3	2					
2		B1B		1145																		
3		B41-1		1105																		
4		B41-2		1108																		
5		B65		1039																		
6		B40-2		959																		
7		DUP		959																		
8		B40-1		1004																		
9		E.Q.		1024			D.I															
10		T.B.					D.I					2				2						

21. RELINQUISHED BY	DATE	TIME	22. RECEIVED BY	DATE	TIME
1 [signature]	10-28-03	1645	[signature]	10/29/03	8:00
2					
3					
4					

FOR LAB USE ONLY
Sampling Fee: _____ Hrs.
Equipment Rental Fee: _____
Profile No.:
Quote No.:

DISTRIBUTION: White with report; Blue, Green, Yellow to labs; Gold to submitter

Revised: 1/99

Elab, Inc.
3 East Tower Circle
Ormond Beach, FL 32174
(904)672-5668 ● FAX (904)673-4001

ELAB, Inc.

(INSTRUCTIONS ON BACK OF THIS FORM)

CHAIN OF CUSTODY RECORD

No. E 69161

Page 1 of 2

FOR LAB USE ONLY
Temp. of Contents: ROI °C (or Received on Ice, ROI)
Condition of Contents:
Condition of Seals:

FOR LAB USE ONLY
Submission No. E031007-21

1. Client: (Company or Individual) Volusia Co. SWM
Address:
City State Zip Code
Phone: ( )
Fax: ( )

2. Report to: (if different from above)
Address:
City State Zip Code
Phone: ( )
Fax: ( )

3. Client Project Name: Tomoka LF Semi-annual
4. Client Project No.:
5. P.O. No.:
6. Custody Seal No.:
7. Sampled By: JL / BS
8. Shipping Method:

Water Sample Codes (for Item 13)	Container Codes (for Item 16)
DW = Drinking Water	V = VOA vial
GW = Ground Water	G = glass
SW = Surface Water	P = plastic
PW = Processed Water	M = micro bag/cup
WW = Waste Water	O = other

18. Report Type:
- Routine
- Standard QC
- Datapackage

19. Turnaround Time
- Standard
- Rush: / /

Preservative Codes (for Item 15)
- C = Cool Only
- H = Hydrochloric Acid
- M = Monochloroacetic Acid
- N = Nitric Acid
- OH = Sodium Hydroxide
- S = Sulfuric Acid
- T = Sodium Thiosulfate

Item	9. Sample ID or No.	10. Sample Description	11. Date	11. Time	12. Comp.	12. Grab	13. Water (Codes)	13. Air	13. Soil	13. Sludge	13. Other	14. No. of Containers	17. Misc.	17. Metals	17. Nutrients	17. 8260	17. 8011	20 REMARK	LAB SAMPLE NO.
15. Preservatives													C	N	S	H	C		
16. Containers													P	P	P	V	V		
1		B64	10-22-13	1543		✓	GW					8	1	1	1	3	2		
2		B38-1		1516		↓	↓					↓	↓	↓	↓	↓	↓		
3		B38-2		1520															
4		B39		1448															
5		B73-1		1410															
6		B73-2		1411															
7		B8-2		1321															
8		B8-1		1326															
9		MO-5B		1247															
10		B42-1		1213		↓	↓					↓	↓	↓	↓	↓	↓		

21. RELINQUISHED BY	DATE	TIME	22. RECEIVED BY	DATE	TIME
1 [signature]	10-28-13	1645	[signature]	10/29/13	8:00
2					
3					
4					

FOR LAB USE ONLY
Sampling Fee: _____ Hrs.
Equipment Rental Fee: _____
Profile No.:
Quote No.:

DISTRIBUTION: White with report; Blue, Green, Yellow to labs; Gold to submitter

Revised: 1/99

ELAB, Inc.
[redacted]lab, Inc.
[redacted] East Tower Circle
Ormond Beach, FL 32174
(904)672-5668 ● FAX (904)673-4001

CHAIN OF CU[redacted]DY RECORD

No. E 69190

Page [redacted]

(INSTRUCTIONS ON BACK OF THIS FORM)

FOR LAB USE ONLY
Condition of Contents: _____
Temp. of Contents: _____ °C (or Received on Ice, ROI)
Condition of Seals: _____

FOR LAB USE ONLY
Submission No. E03100721

1. Client: (Company or Individual) Volusia Co. SWM
Address:
City State Zip Code
Phone: ( )
Fax: ( )

2. Report to: (if different from above)
Address:
City State Zip Code
Phone: ( )
Fax: ( )

3. Client Project Name: Tomoka LF Semiannual
4. Client Project No.:
5. P.O. No.:
6. Custody Seal No.:
7. Sampled By: BS
8. Shipping Method:

Water Sample Codes (for Item 13)	Container Codes (for Item 16)
DW = Drinking Water	V = VOA vial
GW = Ground Water	G = glass
SW = Surface Water	P = plastic
PW = Processed Water	M = micro bag/cup
WW = Waste Water	O = other

18. Report Type:
- Routine
- Standard QC
- Datapackage

19. Turnaround Time
- Standard
- Rush: / /

Preservative Codes (for Item 15)
C = Cool Only
H = Hydrochloric Acid
M = Monochloroacetic Acid
N = Nitric Acid
OH = Sodium Hydroxide
S = Sulfuric Acid
T = Sodium Thiosulfate

14. 15. Preservatives: C N S H C
16. Containers: P P P V V

Item	9. Sample ID or No.	10. Sample Description	11. Date	11. Time	12. Comp.	12. Grab	13. Water (Codes)	13. Air	13. Soil	13. Sludge	13. Other	No. of Containers	17. Analyses Requested: Misc	Metals	Nutrients	8260	8011				20 REMARK	LAB SAMPLE NO.
1		B59-2	10-29-03	1607		✓	GW					8	1	1	1	3	2					
2		B59-1		1540																		
3		B60		1454																		
4		B68		1413																		
5		B11		1318																		
6		B2		1241																		
7		B34-2		1150																		
8		B34-1		1116																		
9		FA1B		1040																		
10		EQ.		1205			D.I.															

21. RELINQUISHED BY	DATE	TIME	22. RECEIVED BY	DATE	TIME
1 [signature]	10-29-03	1700	[signature]	10/30/03	800
2					
3					
4					

FOR LAB USE ONLY
Sampling Fee: _____ Hrs.
Equipment Rental Fee: _____
Profile No.:
Quote No.:

DISTRIBUTION: White with report; Blue, Green, Yellow to labs; Gold to submitter

Revised: 1/99

CHAIN OF CUS[redacted]Y RECORD

No. E 69189

Page [redacted]

[redacted]b, Inc.
[redacted] East Tower Circle
Ormond Beach, FL 32174
ELAB, Inc. (904)672-5668 ● FAX (904)673-4001

(INSTRUCTIONS ON BACK OF THIS FORM)

FOR LAB USE ONLY
Temp. of Contents: 2.0 °C (or Received on Ice, ROI) Condition of Contents: _____ Condition of Seals: _____

FOR LAB USE ONLY
Submission No. F03100721

1. Client: (Company or Individual) Volusia County Solid Waste
Address: 1990 Tomoka Farms Rd
City Daytona Beach State Fl Zip Code 32114
Phone: ( ) Fax: ( )

2. Report to: (if different from above) Susan Gaze
Address:
City State Zip Code
Phone: ( ) Fax: ( )

3. Client Project Name: Semi Annual Sampling
4. Client Project No.:
5. P.O. No.:
6. Custody Seal No.:
7. Sampled By: TH
8. Shipping Method:

Water Sample Codes (for Item 13)	Container Codes (for Item 16)
DW = Drinking Water	V = VOA vial
GW = Ground Water	G = glass
SW = Surface Water	P = plastic
PW = Processed Water	M = micro bag/cup
WW = Waste Water	O = other

18. Report Type:
- [X] Routine
- [ ] Standard QC
- [ ] Datapackage

19. Turnaround Time
- [X] Standard
- [ ] Rush: __/__/__

Preservative Codes (for Item 15)
C = Cool Only
H = Hydrochloric Acid
M = Monochloroacetic Acid
N = Nitric Acid
OH = Sodium Hydroxide
S = Sulfuric Acid
T = Sodium Thiosulfate

Item	9. Sample ID or No.	10. Sample Description	11. Date	11. Time	12. Comp.	12. Grab	13. Water (Codes)	13. Air	13. Soil	13. Sludge	13. Other	14. No. of Containers	17. Misc. Inorganics	17. ICP Metals	17. Nutrients	17. 8260	17. SOIL	17. Field (pH, Temp, Turb, DO, Cond)	20 REMARK	LAB SAMPLE NO.
												15. Preservatives	C	N	S	H	C			
												16. Containers	P	P	P	V	V			
1		B 63-1	10/29/03	1555		X	GW					8	1	1	1	3	2	X		
2		B 63-2	"	1615		"	GW					"	"	"	"	"	"	"		
3		N. Leachate	"	1435		"					X	"	"	"	"	"	"	"		
4																				
5																				
6																				
7																				
8																				
9																				
10																				

21. RELINQUISHED BY	DATE	TIME	22. RECEIVED BY	DATE	TIME
1 Jim Huffman	10/29/03	1700	[signature]	10/30/03	850
2					
3					
4					

FOR LAB USE ONLY
Sampling Fee: _____ Hrs.
Equipment Rental Fee: _____
Profile No.:
Quote No.:

DISTRIBUTION: White with report; Blue, Green, Yellow to labs; Gold to submitter

Revised: 1/99

ELAB, Inc.
[redacted] East Tower Circle
Ormond Beach, FL 32174
(904)672-5668 ● FAX (904)673-4001
(INSTRUCTIONS ON BACK OF THIS FORM)

CHAIN OF C[redacted]DY RECORD

No. E 69191

Page [redacted]

FOR LAB USE ONLY
Temp. of Contents: ROI °C (or Received on Ice, ROI)
Condition of Contents:
Condition of Seals:

FOR LAB USE ONLY
Submission No. E0310072-1

1. Client: (Company or Individual) Volusia Co Solid Waste Mgmt
Address:
City State Zip Code
Phone: ( )
Fax: ( )

2. Report to: (if different from above) Susan Gore
Address:
City State Zip Code
Phone: ( )
Fax: ( )

18. Report Type:
- Routine
- Standard QC
- Datapackage

19. Turnaround Time
- Standard
- Rush: / /

3. Client Project Name: Semi Annual
4. Client Project No.:
5. P.O. No.:
6. Custody Seal No.:
7. Sampled By:
8. Shipping Method:

Water Sample Codes (for Item 13)	Container Codes (for Item 16)
DW = Drinking Water	V = VOA vial
GW = Ground Water	G = glass
SW = Surface Water	P = plastic
PW = Processed Water	M = micro bag/cup
WW = Waste Water	O = other

Preservative Codes (for Item 15)
C = Cool Only
H = Hydrochloric Acid
M = Monochloroacetic Acid
N = Nitric Acid
OH = Sodium Hydroxide
S = Sulfuric Acid
T = Sodium Thiosulfate

Item	9. Sample ID or No.	10. Sample Description	11. Date	11. Time	12. Comp.	12. Grab	13. Water (Codes)	13. Air	13. Soil	13. Sludge	13. Other	No. of Containers	Analyses Requested: Misc. Inorg	TCP Metals	Nitrate	8260	8011	Trip Blank			20 REMARK	LAB USE ONLY LAB SAMPLE NO.
15. Preservatives													C	N	S	H	C					
16. Containers													P	P	P	V	V					
1		B43-1	10/29/03	1122		X	GW					18	1	1	1	3	2	2				
2		DUP		1122								8										
3		B43-2		1157																		
4		B45-1		1407																		
5		B45-2		1446																		
6		B45		1535																		
7		T.B		900								2				2						
8																						
9																						
10																						

21. RELINQUISHED BY	DATE	TIME	22. RECEIVED BY	DATE	TIME
1	10/29/03	1730		10/30/03	800
2					
3					
4					

FOR LAB USE ONLY
Sampling Fee: _____ Hrs.
Equipment Rental Fee: _____
Profile No.:
Quote No.:

DISTRIBUTION: White with report; Blue, Green, Yellow to labs; Gold to submitter

Revised: 1/99

CHAIN OF CUSTODY RECORD

No. E 69232

Page

ELAB, Inc.
[redacted]ab, Inc.
[redacted]East Tower Circle
Ormond Beach, FL 32174
(904)672-5668 ● FAX (904)673-4001

(INSTRUCTIONS ON BACK OF THIS FORM)

FOR LAB USE ONLY
Temp. of Contents: 4 °C (or Received on Ice, ROI)
Condition of Contents:
Condition of Seals:

FOR LAB USE ONLY
Submission No. 60310721

1. Client: (Company or Individual) Volusia Co. SWM
Address:
City State Zip Code
Phone: ( )
Fax: ( )

2. Report to: (if different from above)
Address:
City State Zip Code
Phone: ( )
Fax: ( )

18. Report Type:
- [ ] Routine
- [ ] Standard QC
- [ ] Datapackage

19. Turnaround Time
- [ ] Standard
- [ ] Rush : / /

3. Client Project Name: Tomoka LF Semi-annual
4. Client Project No.:
5. P.O. No.:
6. Custody Seal No.:
7. Sampled By: BS
8. Shipping Method:

Water Sample Codes (for Item 13)	Container Codes (for Item 16)
DW = Drinking Water	V = VOA vial
GW = Ground Water	G = glass
SW = Surface Water	P = plastic
PW = Processed Water	M = micro bag/cup
WW = Waste Water	O = other

Preservative Codes (for Item 15)
C = Cool Only
H = Hydrochloric Acid
M = Monochloroacetic Acid
N = Nitric Acid
OH = Sodium Hydroxide
S = Sulfuric Acid
T = Sodium Thiosulfate

14. No. of Containers
15. Preservatives: C, N, S, H, C
16. Containers: P, P, P, V, V
17. Analyses Requested: Misc., Metals, Nutrients, 8260, 8011

Item	9. Sample ID or No.	10. Sample Description	11. Date	11. Time	12. Comp.	12. Grab	13. Water (Codes)	13. Air	13. Soil	13. Sludge	13. Other	No. of Containers	Misc.	Metals	Nutrients	8260	8011				20 REMARK	LAB SAMPLE NO.
1		B75	10-30-03	1609		✓	GW					8	1	1	1	3	2					
2		B74	↓	1455		↓	↓					↓	↓	↓	↓	↓	↓					
3		B72		1400																		
4		B71		1312																		
5		FA2C		1237																		
6		B32		1133																		
7		B33-1		1041		↓	✓															
8		E.R.		1207			D.I					↓	↓	↓	↓	↓	↓					
9		T.B.	↓	900			D.I					2				2						
10																						

21. RELINQUISHED BY	DATE	TIME	22. RECEIVED BY	DATE	TIME
1 [signature]	10-30-03	1710	[signature]	10/30/03	16:30
2					
3					
4					

FOR LAB USE ONLY
Sampling Fee: _____ Hrs.
Equipment Rental Fee: _____
Profile No.:
Quote No.:

DISTRIBUTION: White with report; Blue, Green, Yellow to labs; Gold to submitter

Revised: 1/99

ELAB, Inc.
[redacted]Elab, Inc.
[redacted] East Tower Circle
Ormond Beach, FL 32174
(904)672-5668 ● FAX (904)673-4001

CHAIN OF CUS[redacted]DY RECORD

No. E 69229

Page [redacted]

(INSTRUCTIONS ON BACK OF THIS FORM)

FOR LAB USE ONLY
Temp. of Contents: 4°C °C (or Received on Ice, ROI)
Condition of Contents:
Condition of Seals:

FOR LAB USE ONLY
Submission No. 103100-721

1. Client: (Company or Individual) Volusia Co Solid Waste
Address:
City State Zip Code
Phone: ( )
Fax: ( )

2. Report to: (if different from above) Susan Gane
Address:
City State Zip Code
Phone: ( )
Fax: ( )

3. Client Project Name: Semi Annual Sampling
4. Client Project No.:
5. P.O. No.:
6. Custody Seal No.:
7. Sampled By: JL
8. Shipping Method:

Water Sample Codes (for Item 13)	Container Codes (for Item 16)
DW = Drinking Water	V = VOA vial
GW = Ground Water	G = glass
SW = Surface Water	P = plastic
PW = Processed Water	M = micro bag/cup
WW = Waste Water	O = other

18. Report Type:
- Routine
- Standard QC
- Datapackage

19. Turnaround Time
- Standard
- Rush: / /

Preservative Codes (for Item 15)
C = Cool Only
H = Hydrochloric Acid
M = Monochloroacetic Acid
N = Nitric Acid
OH = Sodium Hydroxide
S = Sulfuric Acid
T = Sodium Thiosulfate

Item	9. Sample ID or No.	10. Sample Description	11. Date	11. Time	12. Comp.	12. Grab	13. Water (Codes)	13. Air	13. Soil	13. Sludge	13. Other	No. of Containers	Analyses Requested: Misc Tests	Metals	Nutrients	8260	8011				20 REMARK	LAB SAMPLE NO.
14.													15. Preservatives	C	N	S	H	C				
16.													Containers	P	P	P	V	V				
1		B61	10/30/03	1107		X	GW					8	1	1	1	3	2					
2		DUP		1107																		
3		B62-1		1217																		
4		B62-2		1252																		
5		B64		1331																		
6		B53		1407																		
7		B36		1447																		
8		B37-1		1515																		
9		B37-2		1535																		
10																						

21. RELINQUISHED BY	DATE	TIME	22. RECEIVED BY	DATE	TIME
1 [signature]	10/30/03	1630	[signature]	10/31/03	1630
2					
3					
4					

FOR LAB USE ONLY
Sampling Fee: _____ Hrs.
Equipment Rental Fee: _____
Profile No.:
Quote No.:

DISTRIBUTION: White with report; Blue, Green, Yellow to labs; Gold to submitter

Revised: 1/99

INSTRUCTIONS ON BACK OF THIS FORM) FAX (904)673-4001

FOR LAB USE ONLY

No. 09242

Page ___ of ___

1. Client: (Company or Individual) Volusia Co. SWM

2. Report to: (if different from above)

3. Client Project Name: Tomoka LF Semi-annual

4. Client Project No.:

5. P.O. No.:

6. Custody Seal No.:

7. Sampled By: BS / JL

8. Shipping Method:

Temp. of Contents: 25 °C (or Received on Ice, ROI)

Condition of Contents:

Condition of Seals:

Address:

City State Zip Code Phone: ( )

Address:

City State Zip Code Fax: ( ) Phone: ( )

Fax: ( )

FOR LAB USE ONLY Submission No. A081100-72

18. Report Type: Routine / Standard QC / Datapackage

19. Turnaround Time: Standard / Rush: / /

Water Sample Codes (for Item 13): DW = Drinking Water; PW = Processed Water; WW = Waste Water

Container Codes (for Item 16): M = micro bag/cup; O = other

Preservative Codes (for Item 15): OH = Sodium Hydroxide; S = Sulfuric Acid; T = Sodium Thiosulfate

14.																					
15. Preservatives												C	N	S	H	C					
16. Containers												P	P	P	V	V					

Item	9. Sample ID or No.	10. Sample Description	11. Date	11. Time	12. Comp.	12. Grab	13. Water (Codes)	13. Air	13. Soil	13. Sludge	13. Other	No. of Contai	Analyses R: Misc.	Metals	Nutrients	8260	8011				20 REMARK	LAB SAMPLE NO.
1		B70-1	10-31-03	1136		✓	GW					8	1	1	1	3	2					
2		B70-2	↓	1134		↓	↓					↓	↓	↓	↓	↓	↓					
3		DUP		1134																		
4		B35-1		1049																		
5		B35-2		1050		↓	↓															
6		EQ.		1146			D.I.					↓	↓	↓	↓	↓	↓					
7		T.B.	↓	900			D.I.					2				2						
8																						
9																						
10																						

21. RELINQUISHED BY	DATE	TIME	22. RECEIVED BY	DATE	TIME
1 [signature]	10-31-03	1305	[signature]	10/31/03	1305
2					
3					
4					

FOR LAB USE ONLY

Sampling Fee: _____ Hrs

Equipment Rental Fee:

Profile No.:

DISTRIBUTION: White with report; Blue, Green, Yellow to labs; Gold to submitter

Elab, Inc.
8 East Tower Circle
Ormond Beach, FL 32174
(904)672-5668 ● FAX (904)673-4001
(INSTRUCTIONS ON BACK OF THIS FORM)

CHAIN OF CUSTODY RECORD

No. E 69188

1 of 1

FOR LAB USE ONLY
Condition of Contents:
Temp. of Contents: °C (or Received on Ice, ROI)
Condition of Seals:

FOR LAB USE ONLY
Submission No. F031007 19

1. Client: (Company or Individual) Volusia County Solid Waste
Address: 1990 Tomoka Farms Rd
City Daytona Beach State Fl Zip Code 32114
Phone: ( )
Fax: ( )

2. Report to: (if different from above) Susan Gaze
Address:
City State Zip Code
Phone: ( )
Fax: ( )

3. Client Project Name: Semi Annual Surface Waters
4. Client Project No.:
5. P.O. No.:
6. Custody Seal No.:
7. Sampled By: TH
8. Shipping Method:

18. Report Type:
- [x] Routine
- [ ] Standard QC
- [ ] Datapackage

19. Turnaround Time
- [x] Standard
- [ ] Rush: / /

Water Sample Codes (for Item 13)	Container Codes (for Item 16)
DW = Drinking Water	V = VOA vial
GW = Ground Water	G = glass
SW = Surface Water	P = plastic
PW = Processed Water	M = micro bag/cup
WW = Waste Water	O = other

Preservative Codes (for Item 15)
C = Cool Only
H = Hydrochloric Acid
M = Monochloroacetic Acid
N = Nitric Acid
OH = Sodium Hydroxide
S = Sulfuric Acid
T = Sodium Thiosulfate

Item	9. Sample ID or No.	10. Sample Description	11. Date	11. Time	12. Comp.	12. Grab	13. Water (Codes)	13. Air	13. Soil	13. Sludge	13. Other	14. No. of Containers	17. TDS	17. TOC	17. Chlorophyll A	17. Nitrogen-Ammonia	17. BOD EDB	17. 8260	17. ICP Metals	17. Field pH Temp Turb D.O. Cond	20 REMARK	LAB USE ONLY LAB SAMPLE NO.
												15. Preservatives	C	H	C	S	C	H	N			
												16. Containers	P	P	P	P	V	V	P			
1		SW-3	10/29/03	1140		X	SW					10	1	1	1	1	2	3	1	X		
2		SW-4		1215																		
3		SW-1		1400																		
4																						
5																						
6	*	SW-6																			No Longer Exist *	
7	*	SW-9																			No Longer Exist *	
8	*	SW-10																			No Longer Exist *	
9																						
10																						

21. RELINQUISHED BY	DATE	TIME	22. RECEIVED BY	DATE	TIME
1 Tom Huffman	10/29/03	1700	[signature]	10/30/03	800
2					
3					
4					

FOR LAB USE ONLY
Sampling Fee: _____ Hrs.
Equipment Rental Fee: _____
Profile No.:
Quote No.:

DISTRIBUTION: White with report; Blue, Green, Yellow to labs; Gold to submitter

Revised: 1/99

Elab, Inc.
8 East Tower Circle
Ormond Beach, FL 32174
(904)672-5668 ● FAX (904)673-4001
(INSTRUCTIONS ON BACK OF THIS FORM)

CHAIN OF [redacted]STODY RECORD

No. E 69040

P[redacted] 1 of 1

FOR LAB USE ONLY
Condition of Contents:
Temp. of Contents: 0 °C (or Received on Ice, ROI)
Condition of Seals:

FOR LAB USE ONLY
Submission No. 1030719

1. Client: (Company or Individual) Volusia County Solid Waste
Address: 1990 Tomoka Farms Rd
City Daytona Beach State FL Zip Code 32114
Phone: ( )
Fax: ( )

2. Report to: (if different from above) Ms. Susan Gaze
Address:
City State Zip Code
Phone: ( )
Fax: ( )

3. Client Project Name: Tomoka LF Semi Annual SW
4. Client Project No.:
5. P.O. No.:
6. Custody Seal No.:
7. Sampled By: TA
8. Shipping Method:

18. Report Type
- [x] Routine
- [ ] Standard QC
- [ ] Datapackage

19. Turnaround Time
- [x] Standard
- [ ] Rush: / /

Water Sample Codes (for Item 13)	Container Codes (for Item 16)
DW = Drinking Water	V = VOA vial
GW = Ground Water	G = glass
SW = Surface Water	P = plastic
PW = Processed Water	M = micro bag/cup
WW = Waste Water	O = other

Preservative Codes (for Item 15)
C = Cool Only
H = Hydrochloric Acid
M = Monochloroacetic Acid
N = Nitric Acid
OH = Sodium Hydroxide
S = Sulfuric Acid
T = Sodium Thiosulfate

Item	9. Sample ID or No.	10. Sample Description	11. Date	11. Time	12. Comp.	12. Grab	13. Water (Codes)	13. Air	13. Soil	13. Sludge	13. Other	No. of Containers	17. TDS	TOC	Chloride	Nitrogen Ammonia	8011 EDB	8260	ICP Metals	Field pH, Temp, DO, and Turb	VOC	20 REMARK	LAB SAMPLE NO.
14.													15. Preservatives	C	H		C	S	C	H	N		
													16. Containers	P	P		P	P	V	U	P		
1		SW-5	10/27/03	1600		X	SW					10		1	1	1	1	2	3	1	6		
2		SW-5 Dup		1600																			
3		SW-2		1035																			
4		EQ Blank		1535																			
5																							
6		Trip Blank	10/27/03																			2	
7																							
8																							
9																							
10																							

21. RELINQUISHED BY	DATE	TIME	22. RECEIVED BY	DATE	TIME
1 Tim Huffman	10/27/03	1730	[illegible]	10/28/03	8:00
2					
3					
4					

FOR LAB USE ONLY
Sampling Fee: _____ Hrs.
Equipment Rental Fee: _____
Profile No.:
Quote No.:

DISTRIBUTION: White with report; Blue, Green, Yellow to labs; Gold to submitter

Revised: 1/99

Florida Department of Environmental Protection
GROUNDWATER SAMPLING LOG

NAME: Tomoka LF		SITE LOCATION:	
WELL NO: B1B	SAMPLE ID:		DATE: 10-28-03

PURGING DATA

WELL DIAMETER (in): 2	TOTAL WELL DEPTH (ft): 35.10	STATIC DEPTH TO WATER (ft): 6.31	WELL CAPACITY (gal/ft): .16

1 WELL VOLUME (gal) = (TOTAL WELL DEPTH – DEPTH TO WATER) X WELL CAPACITY = 4.61

=(–)X

PURGE METHOD: Peristaltic	PURGE INITIATED AT: 1127	PURGE ENDED AT: 1143	TOTAL VOL PURGED (gal): 8.0

TIME	VOLUME PURGED (gal)	CUMUL VOLUME PURGED (gal)	PURGE RATE (gpm)	DEPTH TO WATER (ft)	pH	TEMP. (°C)	COND. (µmhos)	DISSOLVED OXYGEN (mg/L)	TURBIDITY (NTUs)	COLOR	ODOR
1137	5	5	.5	6.86	6.10	23.1	1391	0.63	2.9	yellow	
1140	1.5	6.5	↓		6.09	23.1	1393	0.53	2.7		
1143	1.5	8.0		6.90	6.09	23.0	1392	0.48	2.3		

CAPACITY (Gallons per Foot): 0.75" = 0.02; 1" = 0.04; 1.25" = 0.06; 2" = 0.16; 3" = 0.37; 4" = 0.65; 5" = 1.02; 6" = 1.47; 12" = 5.88

SAMPLING DATA

SAMPLED BY (PRINT) / AFFILIATION: BS/JL	SAMPLER(S) SIGNATURE(S):	
SAMPLING METHOD(S): Peristaltic	SAMPLING INITIATED AT: 1145	SAMPLING ENDED AT:
FIELD DECONTAMINATION: (Y) N	FIELD-FILTERED: Y (N)	DUPLICATE: Y (N)

SAMPLE CONTAINER SPECIFICATION			SAMPLE PRESERVATION			INTENDED ANALYSIS AND/OR METHOD
NO.	MATERIAL CODE	VOLUME	PRESERVATIVE USED	TOTAL VOLUME ADDED IN FIELD (mL)	FINAL pH	
1	PE	950 ml	none			Misc
1	PE	500	HNO_3		<2	Metals
1	PE	250	H_2SO_4		<2	Nutrients
3	CG	40	HCl		<2	8260
2	CG	40	none			8011

REMARKS:

MATERIAL CODES: AG = AMBER GLASS; CG = CLEAR GLASS; PE = POLYETHYLENE; O = OTHER (SPECIFY)

NOTE: The above do not constitute all of the information required by Chapter 62-160, F.A.C.

Florida Department of Environmental Protection
GROUNDWATER SAMPLING LOG

SITE NAME: TOMOKA LF	SITE LOCATION:	
WELL NO: B-2	SAMPLE ID:	DATE: 10-29-03

PURGING DATA

WELL DIAMETER (in): 2	TOTAL WELL DEPTH (ft): 14.6	STATIC DEPTH TO WATER (ft): 4.11	WELL CAPACITY (gal/ft): .16

1 WELL VOLUME (gal) = (TOTAL WELL DEPTH – DEPTH TO WATER) X WELL CAPACITY =

= (–) X = 1.68

PURGE METHOD: Peristaltic	PURGE INITIATED AT: 1222	PURGE ENDED AT: 1238	TOTAL VOL PURGED (gal): 3.2

TIME	VOLUME PURGED (gal)	CUMUL VOLUME PURGED (gal)	PURGE RATE (gpm)	DEPTH TO WATER (ft)	pH	TEMP. (°C)	COND. (µmhos)	DISSOLVED OXYGEN (mg/L)	TURBIDITY (NTUs)	COLOR	ODOR
1232	2	2	.2	5.81	6.60	25.6	1342	0.82	1.9	yellow	ND
1235	.6	2.6	1	5.91	6.60	25.5	1332	0.88	1.6	↓	↓
1238	.6	3.2	1	5.98	6.61	25.5	1325	0.98	1.4	↓	↓

WELL CAPACITY (Gallons per Foot): 0.75" = 0.02; 1" = 0.04; 1.25" = 0.06; 2" = 0.16; 3" = 0.37; 4" = 0.65; 5" = 1.02; 6" = 1.47; 12" = 5.88

SAMPLING DATA

SAMPLED BY (PRINT) / AFFILIATION: BS	SAMPLER(S) SIGNATURE(S):	
SAMPLING METHOD(S): Peristaltic	SAMPLING INITIATED AT: 1241	SAMPLING ENDED AT: 1248
FIELD DECONTAMINATION: (Y) N	FIELD-FILTERED: Y (N)	DUPLICATE: Y (N)

SAMPLE CONTAINER SPECIFICATION			SAMPLE PRESERVATION			INTENDED ANALYSIS AND/OR METHOD
NO.	MATERIAL CODE	VOLUME	PRESERVATIVE USED	TOTAL VOLUME ADDED IN FIELD (mL)	FINAL pH	

REMARKS:

MATERIAL CODES: AG = AMBER GLASS; CG = CLEAR GLASS; PE = POLYETHYLENE; O = OTHER (SPECIFY)

NOTE: The above do not constitute all of the information required by Chapter 62-160, F.A.C.

Florida Department of Environmental Protection
GROUNDWATER SAMPLING LOG

SITE NAME: Tomoka		SITE LOCATION:	
WELL NO: B5 13	SAMPLE ID:		DATE: 10/30/03

PURGING DATA

WELL DIAMETER (in):	TOTAL WELL DEPTH (ft): 25.7	STATIC DEPTH TO WATER (ft): 4.20	WELL CAPACITY (gal/ft):

1 WELL VOLUME (gal) = (TOTAL WELL DEPTH – DEPTH TO WATER) X WELL CAPACITY =

= (25.7 - 4.20) x .16 = 3.44

PURGE METHOD: peristaltic	PURGE INITIATED AT: 1350	PURGE ENDED AT:	TOTAL VOL PURGED (gal):

TIME	VOLUME PURGED (gal)	CUMUL. VOLUME PURGED (gal)	PURGE RATE (gpm)	DEPTH TO WATER (ft)	pH	TEMP. (°C)	COND. (µmhos)	DISSOLVED OXYGEN (mg/L)	TURBIDITY (NTUs)	COLOR	ODOR
1400	3.5	3.5	.35	6.54	6.29	24.2	840	1.40	2.61	none	yes
1405	1.05	4.55	.35	6.54	6.38	24.1	868	.87	2.38		
1410	1.05	5.60	.35	6.56	6.41	24.0	879	.74	1.70		

WELL CAPACITY (Gallons per Foot): 0.75" = 0.02; 1" = 0.04; 1.25" = 0.06; 2" = 0.16; 3" = 0.37; 4" = 0.65; 5" = 1.02; 6" = 1.47; 12" = 5.88

SAMPLING DATA

SAMPLED BY (PRINT) / AFFILIATION: JL	SAMPLER(S) SIGNATURE(S):	
SAMPLING METHOD(S):	SAMPLING INITIATED AT: 1407	SAMPLING ENDED AT:
FIELD DECONTAMINATION: (Y) N	FIELD-FILTERED: Y (N)	DUPLICATE: Y (N)

SAMPLE CONTAINER SPECIFICATION			SAMPLE PRESERVATION			INTENDED ANALYSIS AND/OR METHOD
NO.	MATERIAL CODE	VOLUME	PRESERVATIVE USED	TOTAL VOLUME ADDED IN FIELD (mL)	FINAL pH	

REMARKS:

MATERIAL CODES: AG = AMBER GLASS; CG = CLEAR GLASS; PE = POLYETHYLENE; O = OTHER (SPECIFY)

NOTE: The above do not constitute all of the information required by Chapter 62-160, F.A.C.

Florida Department of Environmental Protection
GROUNDWATER SAMPLING LOG

SITE NAME: Tomoka Ci	SITE LOCATION:	
WELL NO: B 8-1	SAMPLE ID:	DATE: 10/28/03

PURGING DATA

WELL DIAMETER (in): 2"	TOTAL WELL DEPTH (ft): 15.55	STATIC DEPTH TO WATER (ft): 12.10	WELL CAPACITY (gal/ft):

1 WELL VOLUME (gal) = (TOTAL WELL DEPTH – DEPTH TO WATER) X WELL CAPACITY =

= (15.55 - 12.10) x .16 = .55

PURGE METHOD: gravity	PURGE INITIATED AT: 1307	PURGE ENDED AT:	TOTAL VOL. PURGED (gal):

TIME	VOLUME PURGED (gal)	CUMUL. VOLUME PURGED (gal)	PURGE RATE (gpm)	DEPTH TO WATER (ft)	pH	TEMP. (°C)	COND. (µmhos)	DISSOLVED OXYGEN (mg/L)	TURBIDITY (NTUs)	COLOR	ODOR
1315	.6	.6	.075	12.25	6.55	25.7	535	1.11	1.00	none	none
1320	.375	.975	.075	12.25	6.58	25.7	521	1.05	0.85	"	"
1325	.375	1.35	.075	12.27	6.52	25.6	511	1.08	0.50	"	"

WELL CAPACITY (Gallons per Foot): 0.75" = 0.02; 1" = 0.04; 1.25" = 0.06; 2" = 0.16; 3" = 0.37; 4" = 0.65; 5" = 1.02; 6" = 1.47; 12" = 5.88

SAMPLING DATA

SAMPLED BY (PRINT) / AFFILIATION	SAMPLER(S) SIGNATURE(S)	
SAMPLING METHOD(S):	SAMPLING INITIATED AT: 1326	SAMPLING ENDED AT:
FIELD DECONTAMINATION: (Y) N	FIELD-FILTERED: Y (N)	DUPLICATE: Y (N)

SAMPLE CONTAINER SPECIFICATION			SAMPLE PRESERVATION			INTENDED ANALYSIS AND/OR METHOD
NO.	MATERIAL CODE	VOLUME	PRESERVATIVE USED	TOTAL VOLUME ADDED IN FIELD (mL)	FINAL pH	

REMARKS:

MATERIAL CODES: AG = AMBER GLASS; CG = CLEAR GLASS; PE = POLYETHYLENE; O = OTHER (SPECIFY)

NOTE: The above do not constitute all of the information required by Chapter 62-160, F.A.C.

Florida Department of Environmental Protection
GROUNDWATER SAMPLING LOG

SITE NAME: TOMOKA LF	SITE LOCATION:	
WELL NO: B8-2	SAMPLE ID:	DATE: 10-28-03

PURGING DATA

WELL DIAMETER (in): 2	TOTAL WELL DEPTH (ft): 33.40	STATIC DEPTH TO WATER (ft): 6.86	WELL CAPACITY (gal/ft): .16

1 WELL VOLUME (gal) = (TOTAL WELL DEPTH – DEPTH TO WATER) X WELL CAPACITY =

=(–)X = 4.25

PURGE METHOD: Peristaltic	PURGE INITIATED AT: 1304	PURGE ENDED AT: 1320	TOTAL VOL PURGED (gal): 8.0

TIME	VOLUME PURGED (gal)	CUMUL. VOLUME PURGED (gal)	PURGE RATE (gpm)	DEPTH TO WATER (ft)	pH	TEMP. (°C)	COND. (µmhos)	DISSOLVED OXYGEN (mg/L)	TURBIDITY (NTUs)	COLOR	ODOR
1314	5	5	.5	10.22	5.80	25.1	457	0.79	3.3	none	ND
1317	1.5	6.5	↓	10.31	5.85	25.1	457	0.72	3.9	↓	↓
1320	1.5	8.0	↓	10.35	5.86	25.1	457	0.65	2.7	↓	↓

WELL CAPACITY (Gallons per Foot): 0.75" = 0.02; 1" = 0.04; 1.25" = 0.06; 2" = 0.16; 3" = 0.37; 4" = 0.65; 5" = 1.02; 6" = 1.47; 12" = 5.88

SAMPLING DATA

SAMPLED BY (PRINT) / AFFILIATION: BS	SAMPLER(S) SIGNATURE(S):	
SAMPLING METHOD(S): Peristaltic	SAMPLING INITIATED AT: 1321	SAMPLING ENDED AT: 1325
FIELD DECONTAMINATION: (Y) N	FIELD-FILTERED: Y (N)	DUPLICATE: Y (N)

SAMPLE CONTAINER SPECIFICATION			SAMPLE PRESERVATION			INTENDED ANALYSIS AND/OR METHOD
NO.	MATERIAL CODE	VOLUME	PRESERVATIVE USED	TOTAL VOLUME ADDED IN FIELD (mL)	FINAL pH	

REMARKS:

MATERIAL CODES: AG = AMBER GLASS; CG = CLEAR GLASS; PE = POLYETHYLENE; O = OTHER (SPECIFY)

NOTE: The above do not constitute all of the information required by Chapter 62-160, F.A.C.

Florida Department of Environmental Protection
GROUNDWATER SAMPLING LOG

SITE NAME: Tomoka LF	SITE LOCATION:	
WELL NO: B.11	SAMPLE ID:	DATE: 10-29-03

PURGING DATA

WELL DIAMETER (in): 2	TOTAL WELL DEPTH (ft): 16.55	STATIC DEPTH TO WATER (ft): 4.62	WELL CAPACITY (gal/ft): .16

1 WELL VOLUME (gal) = (TOTAL WELL DEPTH – DEPTH TO WATER) X WELL CAPACITY =

= (–) X = 1.91

PURGE METHOD: Peristaltic	PURGE INITIATED AT:	PURGE ENDED AT:	TOTAL VOL. PURGED (gal):

TIME	VOLUME PURGED (gal)	CUMUL VOLUME PURGED (gal)	PURGE RATE (gpm)	DEPTH TO WATER (ft)	pH	TEMP. (°C)	COND. (µmhos)	DISSOLVED OXYGEN (mg/L)	TURBIDITY (NTUs)	COLOR	ODOR
1310	2.4	2.4	.3	6.24	5.38	25.0	209	0.75	1.5	yellow	ND
1313	.9	3.3	↓	6.24	5.32	25.0	208	0.58	0.90	↓	↓
1315	.6	3.9	↓		5.28	25.0	200	0.55	0.90	↓	↓

WELL CAPACITY (Gallons per Foot): 0.75" = 0.02; 1" = 0.04; 1.25" = 0.06; 2" = 0.16; 3" = 0.37; 4" = 0.65; 5" = 1.02; 6" = 1.47; 12" = 5.88

SAMPLING DATA

SAMPLED BY (PRINT) / AFFILIATION: BS	SAMPLER(S) SIGNATURE(S):	
SAMPLING METHOD(S): Peristaltic	SAMPLING INITIATED AT: 1318	SAMPLING ENDED AT: 1325
FIELD DECONTAMINATION: (Y) N	FIELD-FILTERED: Y (N)	DUPLICATE: Y (N)

SAMPLE CONTAINER SPECIFICATION			SAMPLE PRESERVATION			INTENDED ANALYSIS AND/OR METHOD
NO.	MATERIAL CODE	VOLUME	PRESERVATIVE USED	TOTAL VOLUME ADDED IN FIELD (mL)	FINAL pH	

REMARKS:

MATERIAL CODES: AG = AMBER GLASS; CG = CLEAR GLASS; PE = POLYETHYLENE; O = OTHER (SPECIFY)

NOTE: The above do not constitute all of the information required by Chapter 62-160, F.A.C.

Florida Department of Environmental Protection
GROUNDWATER SAMPLING LOG

E: Tomoka LF	SITE LOCATION:	
WELL NO: B 32	SAMPLE ID:	DATE: 10-30-03

PURGING DATA

WELL DIAMETER (in): 2	TOTAL WELL DEPTH (ft): 31.3	STATIC DEPTH TO WATER (ft): 2.71	WELL CAPACITY (gal/ft): .16

1 WELL VOLUME (gal) = (TOTAL WELL DEPTH – DEPTH TO WATER) X WELL CAPACITY =

=(–)X = 4.57

PURGE METHOD: Peristaltic	PURGE INITIATED AT: 1106	PURGE ENDED AT: 1132	TOTAL VOL. PURGED (gal): 10.4

TIME	VOLUME PURGED (gal)	CUMUL VOLUME PURGED (gal)	PURGE RATE (gpm)	DEPTH TO WATER (ft)	pH	TEMP. (°C)	COND. (µmhos)	DISSOLVED OXYGEN (mg/L)	TURBIDITY (NTUs)	COLOR	ODOR
1120	5.6	5.6	.4	4.54	6.74	23.8	361	0.17	31	brown	NO
1123	1.2	6.8	↓	↓	6.79	23.9	360	0.22	31	↓	↓
1126	1.2	8.0			6.76	23.8	362	0.18	28		
1129	1.2	9.2			6.75	24.0	364	0.16	26	green	
1132	1.2	10.4	↓	↓	6.75	24.0	364	0.15	28	"	↓

CAPACITY (Gallons per Foot): 0.75" = 0.02; 1" = 0.04; 1.25" = 0.06; 2" = 0.16; 3" = 0.37; 4" = 0.65; 5" = 1.02; 6" = 1.47; 12" = 5.88

SAMPLING DATA

SAMPLED BY (PRINT) / AFFILIATION: BS	SAMPLER(S) SIGNATURE(S):	
SAMPLING METHOD(S): Peristaltic	SAMPLING INITIATED AT: 1133	SAMPLING ENDED AT: 1136
FIELD DECONTAMINATION: (Y) N	FIELD-FILTERED: Y (N)	DUPLICATE: Y (N)

SAMPLE CONTAINER SPECIFICATION			SAMPLE PRESERVATION			INTENDED ANALYSIS AND/OR METHOD
NO.	MATERIAL CODE	VOLUME	PRESERVATIVE USED	TOTAL VOLUME ADDED IN FIELD (mL)	FINAL pH	

REMARKS:

MATERIAL CODES: AG = AMBER GLASS; CG = CLEAR GLASS; PE = POLYETHYLENE; O = OTHER (SPECIFY)

NOTE: The above do not constitute all of the information required by Chapter 62-160, F.A.C.

Florida Department of Environmental Protection
GROUNDWATER SAMPLING LOG

SITE NAME: Tomoka LF	SITE LOCATION:	
WELL NO: B 33-1	SAMPLE ID:	DATE: 10-30-03

PURGING DATA

WELL DIAMETER (in): 2	TOTAL WELL DEPTH (ft): 39.6	STATIC DEPTH TO WATER (ft): 7.99	WELL CAPACITY (gal/ft): .16

1 WELL VOLUME (gal) = (TOTAL WELL DEPTH – DEPTH TO WATER) X WELL CAPACITY =

= (–) X = 5.06

PURGE METHOD: Peristaltic	PURGE INITIATED AT: 1017	PURGE ENDED AT: 1040	TOTAL VOL. PURGED (gal): 7.66

TIME	VOLUME PURGED (gal)	CUMUL VOLUME PURGED (gal)	PURGE RATE (gpm)	DEPTH TO WATER (ft)	pH	TEMP. (°C)	COND. (µmhos)	DISSOLVED OXYGEN (mg/L)	TURBIDITY (NTUs)	COLOR	ODOR
1032	5	5	.33	9.65	6.26	23.2	390	0.27	7.5	amber	ND
1036	1.33	6.33		9.65	6.23	23.2	389	0.25	6.9		
1040	1.33	7.66			6.24	23.2	390	0.18	5.2		

WELL CAPACITY (Gallons per Foot): 0.75" = 0.02; 1" = 0.04; 1.25" = 0.06; 2" = 0.16; 3" = 0.37; 4" = 0.65; 5" = 1.02; 6" = 1.47; 12" = 5.88

SAMPLING DATA

SAMPLED BY (PRINT) / AFFILIATION: BS	SAMPLER(S) SIGNATURE(S):	
SAMPLING METHOD(S): Peristaltic	SAMPLING INITIATED AT: 1041	SAMPLING ENDED AT: 1047
FIELD DECONTAMINATION: (Y) N	FIELD-FILTERED: Y (N)	DUPLICATE: Y (N)

SAMPLE CONTAINER SPECIFICATION			SAMPLE PRESERVATION			INTENDED ANALYSIS AND/OR METHOD
NO.	MATERIAL CODE	VOLUME	PRESERVATIVE USED	TOTAL VOLUME ADDED IN FIELD (mL)	FINAL pH	

REMARKS:

MATERIAL CODES: AG = AMBER GLASS; CG = CLEAR GLASS; PE = POLYETHYLENE; O = OTHER (SPECIFY)

NOTE: The above do not constitute all of the information required by Chapter 62-160, F.A.C.

Florida Department of Environmental Protection
GROUNDWATER SAMPLING LOG

SITE NAME: Tomoka LP		SITE LOCATION:	
WELL NO: 6-33-2	SAMPLE ID:		DATE: 10-30-03

PURGING DATA

WELL DIAMETER (in):	TOTAL WELL DEPTH (ft):	STATIC DEPTH TO WATER (ft):	WELL CAPACITY (gal/ft):

1 WELL VOLUME (gal) = (TOTAL WELL DEPTH – DEPTH TO WATER) X WELL CAPACITY =

= (–) X =

PURGE METHOD:	PURGE INITIATED AT:	PURGE ENDED AT:	TOTAL VOL PURGED (gal):

TIME	VOLUME PURGED (gal)	CUMUL VOLUME PURGED (gal)	PURGE RATE (gpm)	DEPTH TO WATER (ft)	pH	TEMP. (°C)	COND. (µmhos)	DISSOLVED OXYGEN (mg/L)	TURBIDITY (NTUs)	COLOR	ODOR

CAPACITY (Gallons per Foot): 0.75" = 0.02; 1" = 0.04; 1.25" = 0.06; 2" = 0.16; 3" = 0.37; 4" = 0.65; 5" = 1.02; 6" = 1.47; 12" = 5.88

SAMPLING DATA

SAMPLED BY (PRINT) / AFFILIATION: BS	SAMPLER(S) SIGNATURE(S):	
SAMPLING METHOD(S):	SAMPLING INITIATED AT:	SAMPLING ENDED AT:

FIELD DECONTAMINATION: Y N | FIELD-FILTERED: Y N | DUPLICATE: Y N

SAMPLE CONTAINER SPECIFICATION			SAMPLE PRESERVATION			INTENDED ANALYSIS AND/OR METHOD
NO.	MATERIAL CODE	VOLUME	PRESERVATIVE USED	TOTAL VOLUME ADDED IN FIELD (mL)	FINAL pH	

REMARKS: Broken Well; Cannot Sample

MATERIAL CODES: AG = AMBER GLASS; CG = CLEAR GLASS; PE = POLYETHYLENE; O = OTHER (SPECIFY)

NOTE: The above do not constitute all of the information required by Chapter 62-160, F.A.C.

Florida Department of Environmental Protection
GROUNDWATER SAMPLING LOG

SITE NAME: Tomoka LF		SITE LOCATION:	
WELL NO: B 34-1	SAMPLE ID:		DATE: 10-29-03

PURGING DATA

WELL DIAMETER (in): 2	TOTAL WELL DEPTH (ft): 34.4	STATIC DEPTH TO WATER (ft): 3.50	WELL CAPACITY (gal/ft): .16

1 WELL VOLUME (gal) = (TOTAL WELL DEPTH – DEPTH TO WATER) X WELL CAPACITY =

= (-) X = 4.94

PURGE METHOD: Peristaltic	PURGE INITIATED AT: 1053	PURGE ENDED AT: 1114	TOTAL VOL. PURGED (gal): 8.9

TIME	VOLUME PURGED (gal)	CUMUL. VOLUME PURGED (gal)	PURGE RATE (gpm)	DEPTH TO WATER (ft)	pH	TEMP. (°C)	COND. (µmhos)	DISSOLVED OXYGEN (mg/L)	TURBIDITY (NTUs)	COLOR	ODOR
1106	5.5	5.5	.42	5.25	6.50	22.8	627	0.55	4.1	yellow	ND
1110	1.7	7.2		5.30	6.49	22.8	631	0.54	2.8		
1114	1.7	8.9		5.20	6.48	22.9	634	0.53	2.2		

WELL CAPACITY (Gallons per Foot): 0.75" = 0.02; 1" = 0.04; 1.25" = 0.06; 2" = 0.16; 3" = 0.37; 4" = 0.65; 5" = 1.02; 6" = 1.47; 12" = 5.88

SAMPLING DATA

SAMPLED BY (PRINT) / AFFILIATION: BS	SAMPLER(S) SIGNATURE(S):	
SAMPLING METHOD(S): Peristaltic	SAMPLING INITIATED AT: 1116	SAMPLING ENDED AT: 1122
FIELD DECONTAMINATION: (Y) N	FIELD-FILTERED: Y (N)	DUPLICATE: Y (N)

SAMPLE CONTAINER SPECIFICATION			SAMPLE PRESERVATION			INTENDED ANALYSIS AND/OR METHOD
NO.	MATERIAL CODE	VOLUME	PRESERVATIVE USED	TOTAL VOLUME ADDED IN FIELD (mL)	FINAL pH	

REMARKS:

MATERIAL CODES: AG = AMBER GLASS; CG = CLEAR GLASS; PE = POLYETHYLENE; O = OTHER (SPECIFY)

NOTE: The above do not constitute all of the information required by Chapter 62-160, F.A.C.

Florida Department of Environmental Protection
GROUNDWATER SAMPLING LOG

SITE: TOMOKA LF	SITE LOCATION:	
WELL NO: B 34-2	SAMPLE ID:	DATE: 10-29-03

PURGING DATA

WELL DIAMETER (in): 2	TOTAL WELL DEPTH (ft): 17.0	STATIC DEPTH TO WATER (ft): 2.85	WELL CAPACITY (gal/ft): .16

1 WELL VOLUME (gal) = (TOTAL WELL DEPTH – DEPTH TO WATER) X WELL CAPACITY =

=(–)X = 2.26

PURGE METHOD:	PURGE INITIATED AT: 1135	PURGE ENDED AT: 1148	TOTAL VOL. PURGED (gal): 4.8

TIME	VOLUME PURGED (gal)	CUMUL. VOLUME PURGED (gal)	PURGE RATE (gpm)	DEPTH TO WATER (ft)	pH	TEMP. (°C)	COND. (µmhos)	DISSOLVED OXYGEN (mg/L)	TURBIDITY (NTUs)	COLOR	ODOR
1143	3	3	.38	5.92	6.78	24.2	709	0.65	2.2	yellow	ND
1146	1.1	4.1	.35		6.75	24.2	710	0.55	2.6		
1148	.7	4.8	"	5.01	6.75	24.2	713	0.49	2.7	"	

WELL CAPACITY (Gallons per Foot): 0.75" = 0.02; 1" = 0.04; 1.25" = 0.06; 2" = 0.16; 3" = 0.37; 4" = 0.65; 5" = 1.02; 6" = 1.47; 12" = 5.88

SAMPLING DATA

SAMPLED BY (PRINT) / AFFILIATION: BOS	SAMPLER(S) SIGNATURE(S):	
SAMPLING METHOD(S): Peristaltic	SAMPLING INITIATED AT: 1150	SAMPLING ENDED AT: 1156
FIELD DECONTAMINATION: (Y) N	FIELD-FILTERED: Y (N)	DUPLICATE: Y (N)

SAMPLE CONTAINER SPECIFICATION			SAMPLE PRESERVATION			INTENDED ANALYSIS AND/OR METHOD
NO.	MATERIAL CODE	VOLUME	PRESERVATIVE USED	TOTAL VOLUME ADDED IN FIELD (mL)	FINAL pH	

REMARKS:

MATERIAL CODES: AG = AMBER GLASS; CG = CLEAR GLASS; PE = POLYETHYLENE; O = OTHER (SPECIFY)

NOTE: The above do not constitute all of the information required by Chapter 62-160, F.A.C.

Florida Department of Environmental Protection
GROUNDWATER SAMPLING LOG

SITE: Tomoka LF	SITE LOCATION:	
WELL NO: B35-1	SAMPLE ID:	DATE: 10-31-03

PURGING DATA

WELL DIAMETER (in): 2	TOTAL WELL DEPTH (ft): 33.8	STATIC DEPTH TO WATER (ft): 0.95	WELL CAPACITY (gal/ft): .16

1 WELL VOLUME (gal) = (TOTAL WELL DEPTH – DEPTH TO WATER) X WELL CAPACITY =

= (–) X = 5.26

PURGE METHOD: Peristaltic	PURGE INITIATED AT: 1029	PURGE ENDED AT: 1047	TOTAL VOL. PURGED (gal): 9

TIME	VOLUME PURGED (gal)	CUMUL. VOLUME PURGED (gal)	PURGE RATE (gpm)	DEPTH TO WATER (ft)	pH	TEMP. (°C)	COND. (µmhos)	DISSOLVED OXYGEN (mg/L)	TURBIDITY (NTUs)	COLOR	ODOR
1041	6	6	.5	6.30	5.29	24.0	268	1.10	17	none	ND
1044	1.5	7.5	↓	↓	5.23	23.8	263	0.87	10	↓	↓
1047	1.5	9.0	↓	↓	5.19	23.8	261	0.50	7.0	↓	↓

CAPACITY (Gallons per Foot): 0.75" = 0.02; 1" = 0.04; 1.25" = 0.06; 2" = 0.16; 3" = 0.37; 4" = 0.66; 5" = 1.02; 6" = 1.47; 12" = 5.88

SAMPLING DATA

SAMPLED BY (PRINT) / AFFILIATION: BS	SAMPLER(S) SIGNATURE(S):	
SAMPLING METHOD(S): Peristaltic	SAMPLING INITIATED AT: 1049	SAMPLING ENDED AT: 1056
FIELD DECONTAMINATION: (Y) N	FIELD-FILTERED: Y (N)	DUPLICATE: Y (N)

SAMPLE CONTAINER SPECIFICATION			SAMPLE PRESERVATION			INTENDED ANALYSIS AND/OR METHOD
NO.	MATERIAL CODE	VOLUME	PRESERVATIVE USED	TOTAL VOLUME ADDED IN FIELD (mL)	FINAL pH	

REMARKS:

MATERIAL CODES: AG = AMBER GLASS; CG = CLEAR GLASS; PE = POLYETHYLENE; O = OTHER (SPECIFY)

NOTE: The above do not constitute all of the information required by Chapter 62-160, F.A.C.

Florida Department of Environmental Protection
GROUNDWATER SAMPLING LOG

[redacted]: Tomoka LF	SITE LOCATION:	
WELL NO: B35-2	SAMPLE ID:	DATE: 10-31-03

PURGING DATA

WELL DIAMETER (in): 2	TOTAL WELL DEPTH (ft): 17.55	STATIC DEPTH TO WATER (ft): 1.05	WELL CAPACITY (gal/ft): .16

1 WELL VOLUME (gal) = (TOTAL WELL DEPTH – DEPTH TO WATER) X WELL CAPACITY =

=(–)X = 2.64

PURGE METHOD: Peristaltic	PURGE INITIATED AT: 1031	PURGE ENDED AT:	TOTAL VOL. PURGED (gal):

TIME	VOLUME PURGED (gal)	CUMUL. VOLUME PURGED (gal)	PURGE RATE (gpm)	DEPTH TO WATER (ft)	pH	TEMP. (°C)	COND. (µmhos)	DISSOLVED OXYGEN (mg/L)	TURBIDITY (NTUs)	COLOR	ODOR
1043	3.0	3.0	.25	4.62	5.07	25.7	408	.75	6.45	none	yes
1046	.75	3.75	.25	4.62	5.04	25.6	399	.73	4.98		
1049	.75	4.50	.25	4.62	5.00	25.5	394	.69	4.24		

[redacted] CAPACITY (Gallons per Foot): 0.75" = 0.02; 1" = 0.04; 1.25" = 0.06; 2" = 0.16; 3" = 0.37; 4" = 0.66; 5" = 1.02; 6" = 1.47; 12" = 5.88

SAMPLING DATA

SAMPLED BY (PRINT) / AFFILIATION:	SAMPLER(S) SIGNATURE(S):	
SAMPLING METHOD(S):	SAMPLING INITIATED AT: 1050	SAMPLING ENDED AT: 1102
FIELD DECONTAMINATION: (Y) N	FIELD-FILTERED: Y (N)	DUPLICATE: Y (N)

SAMPLE CONTAINER SPECIFICATION			SAMPLE PRESERVATION			INTENDED ANALYSIS AND/OR METHOD
NO.	MATERIAL CODE	VOLUME	PRESERVATIVE USED	TOTAL VOLUME ADDED IN FIELD (mL)	FINAL pH	

REMARKS:

[redacted]RIAL CODES: AG = AMBER GLASS; CG = CLEAR GLASS; PE = POLYETHYLENE; O = OTHER (SPECIFY)

NOTE: The above do not constitute all of the information required by Chapter 62-160, F.A.C.

Florida Department of Environmental Protection
GROUNDWATER SAMPLING LOG

NAME: TOMOKA		SITE LOCATION:	
WELL NO: B36	SAMPLE ID:		DATE: 10/30/07

PURGING DATA

WELL DIAMETER (in): 2"	TOTAL WELL DEPTH (ft): 34.50	STATIC DEPTH TO WATER (ft):	WELL CAPACITY (gal/ft):

1 WELL VOLUME (gal) = (TOTAL WELL DEPTH – DEPTH TO WATER) X WELL CAPACITY =

= (34.50 - 2.34) x .16 = 5.14

PURGE METHOD: Peristaltic	PURGE INITIATED AT: 1428	PURGE ENDED AT:	TOTAL VOL PURGED (gal):

TIME	VOLUME PURGED (gal)	CUMUL. VOLUME PURGED (gal)	PURGE RATE (gpm)	DEPTH TO WATER (ft)	pH	TEMP. (°C)	COND. (µmhos)	DISSOLVED OXYGEN (mg/L)	TURBIDITY (NTUs)	COLOR	ODOR
1440	5.25	5.25	.43	6.38	6.32	23.2	1669	.55	1.03	none	yes
1443	1.29	6.54	.43	6.37	6.31	23.1	1686	.58	1.01		
1446	1.29	7.83	.43	6.38	6.34	23.1	1693	.35	0.79		

WELL CAPACITY (Gallons per Foot): 0.75" = 0.02; 1" = 0.04; 1.25" = 0.06; 2" = 0.16; 3" = 0.37; 4" = 0.65; 5" = 1.02; 6" = 1.47; 12" = 5.88

SAMPLING DATA

SAMPLED BY (PRINT) / AFFILIATION: JL	SAMPLER(S) SIGNATURE(S):	
SAMPLING METHOD(S):	SAMPLING INITIATED AT: 1447	SAMPLING ENDED AT:
FIELD DECONTAMINATION: (Y) N	FIELD-FILTERED: Y (N)	DUPLICATE: Y (N)

SAMPLE CONTAINER SPECIFICATION			SAMPLE PRESERVATION			INTENDED ANALYSIS AND/OR METHOD
NO.	MATERIAL CODE	VOLUME	PRESERVATIVE USED	TOTAL VOLUME ADDED IN FIELD (mL)	FINAL pH	

REMARKS:

MATERIAL CODES: AG = AMBER GLASS; CG = CLEAR GLASS; PE = POLYETHYLENE; O = OTHER (SPECIFY)

NOTE: The above do not constitute all of the information required by Chapter 62-160, F.A.C.

Florida Department of Environmental Protection
GROUNDWATER SAMPLING LOG

NAME: Zomba		SITE LOCATION:	
WELL NO: B 37-1	SAMPLE ID:		DATE: 10/30

PURGING DATA

WELL DIAMETER (in): 2"	TOTAL WELL DEPTH (ft): 37.90	STATIC DEPTH TO WATER (ft):	WELL CAPACITY (gal/ft):

1 WELL VOLUME (gal) = (TOTAL WELL DEPTH – DEPTH TO WATER) X WELL CAPACITY =

= (37.90 - 2.00) X .16 = 5.74

PURGE METHOD: Peristaltic	PURGE INITIATED AT: 1458	PURGE ENDED AT: 1519	TOTAL VOL PURGED (gal):

TIME	VOLUME PURGED (gal)	CUMUL VOLUME PURGED (gal)	PURGE RATE (gpm)	DEPTH TO WATER (ft)	pH	TEMP. (°C)	COND. (µmhos)	DISSOLVED OXYGEN (mg/L)	TURBIDITY (NTUs)	COLOR	ODOR
1508	1.0	6.6	.6	6.21	6.36	23.1	2340	1.08	1.17	pale	yes
1511	1.5	7.8	.4	6.23	6.34	23.0	2340	.77	1.16		
1514	1.8	9.6	.6	6.22	6.35	23.0	2342	.62	1.18		

WELL CAPACITY (Gallons per Foot): 0.75" = 0.02; 1" = 0.04; 1.25" = 0.06; 2" = 0.16; 3" = 0.37; 4" = 0.65; 5" = 1.02; 6" = 1.47; 12" = 5.88

SAMPLING DATA

SAMPLED BY (PRINT) / AFFILIATION: JL	SAMPLER(S) SIGNATURE(S):	
SAMPLING METHOD(S):	SAMPLING INITIATED AT: 1515	SAMPLING ENDED AT: 1519
FIELD DECONTAMINATION: (Y) N	FIELD-FILTERED: Y (N)	DUPLICATE: Y (N)

SAMPLE CONTAINER SPECIFICATION			SAMPLE PRESERVATION			INTENDED ANALYSIS AND/OR METHOD
NO.	MATERIAL CODE	VOLUME	PRESERVATIVE USED	TOTAL VOLUME ADDED IN FIELD (mL)	FINAL pH	

REMARKS:

MATERIAL CODES: AG = AMBER GLASS; CG = CLEAR GLASS; PE = POLYETHYLENE; O = OTHER (SPECIFY)

NOTE: The above do not constitute all of the information required by Chapter 62-160, F.A.C.

Florida Department of Environmental Protection
GROUNDWATER SAMPLING LOG

NAME: Tornden	SITE LOCATION:	
WELL NO: B37-2	SAMPLE ID:	DATE: 10/30/0

PURGING DATA

WELL DIAMETER (in): 2"	TOTAL WELL DEPTH (ft):	STATIC DEPTH TO WATER (ft):	WELL CAPACITY (gal/ft):

1 WELL VOLUME (gal) = (TOTAL WELL DEPTH – DEPTH TO WATER) X WELL CAPACITY =

= (14.65 - 2.2) x .16 = 1.99

PURGE METHOD: Peristaltic	PURGE INITIATED AT: ~~14.65~~ 1523	PURGE ENDED AT: 1543	TOTAL VOL. PURGED (gal):

TIME	VOLUME PURGED (gal)	CUMUL. VOLUME PURGED (gal)	PURGE RATE (gpm)	DEPTH TO WATER (ft)	pH	TEMP. (°C)	COND. (µmhos)	DISSOLVED OXYGEN (mg/L)	TURBIDITY (NTUs)	COLOR	ODOR
1528	2.0	2.0	.4	5.46	6.00	24.3	636	.58	11.0	none	yes
1531	1.2	3.2	.4	5.46	5.93	24.3	640	.49	14.1		
1534	1.2	4.4	.4	5.47	5.89	24.3	663	.47	11.6		

WELL CAPACITY (Gallons per Foot): 0.75" = 0.02; 1" = 0.04; 1.25" = 0.06; 2" = 0.16; 3" = 0.37; 4" = 0.65; 5" = 1.02; 6" = 1.47; 12" = 5.88

SAMPLING DATA

SAMPLED BY (PRINT) / AFFILIATION: JL	SAMPLER(S) SIGNATURE(S):	
SAMPLING METHOD(S):	SAMPLING INITIATED AT: 1535	SAMPLING ENDED AT: 1543
FIELD DECONTAMINATION: Y N	FIELD-FILTERED: Y N	DUPLICATE: Y N

SAMPLE CONTAINER SPECIFICATION			SAMPLE PRESERVATION			INTENDED ANALYSIS AND/OR METHOD
NO.	MATERIAL CODE	VOLUME	PRESERVATIVE USED	TOTAL VOLUME ADDED IN FIELD (mL)	FINAL pH	

REMARKS:

MATERIAL CODES: AG = AMBER GLASS; CG = CLEAR GLASS; PE = POLYETHYLENE; O = OTHER (SPECIFY)

NOTE: The above do not constitute all of the information required by Chapter 62-160, F.A.C.

Florida Department of Environmental Protection
GROUNDWATER SAMPLING LOG

SITE NAME: Tomoka LF	SITE LOCATION:	
WELL NO: B38-1	SAMPLE ID:	DATE: 10-28-03

PURGING DATA

WELL DIAMETER (in): 2	TOTAL WELL DEPTH (ft): 39.60	STATIC DEPTH TO WATER (ft): 3.74	WELL CAPACITY (gal/ft): .16

1 WELL VOLUME (gal) = (TOTAL WELL DEPTH – DEPTH TO WATER) X WELL CAPACITY =

= (–) X = 1575

PURGE METHOD: Peristaltic	PURGE INITIATED AT: 1501	PURGE ENDED AT: ~~3.74~~ 1568	TOTAL VOL PURGED (gal): 10.5

TIME	VOLUME PURGED (gal)	CUMUL VOLUME PURGED (gal)	PURGE RATE (gpm)	DEPTH TO WATER (ft)	pH	TEMP. (°C)	COND. (µmhos)	DISSOLVED OXYGEN (mg/L)	TURBIDITY (NTUs)	COLOR	ODOR
1509	6	6	.75	6.40	5.45	22.4	231	0.75	1.3	none	ND
1512	2.25	8.25		6.47	5.33	22.3	231	0.73	0.80		
1515	2.25	10.50		6.51	5.34	22.3	231	0.70	1.1		

WELL CAPACITY (Gallons per Foot): 0.75" = 0.02; 1" = 0.04; 1.25" = 0.06; 2" = 0.16; 3" = 0.37; 4" = 0.65; 5" = 1.02; 6" = 1.47; 12" = 5.88

SAMPLING DATA

SAMPLED BY (PRINT) / AFFILIATION: BS	SAMPLER(S) SIGNATURE(S):	
SAMPLING METHOD(S): Peristaltic	SAMPLING INITIATED AT: 1516	SAMPLING ENDED AT: 1521
FIELD DECONTAMINATION: (Y) N	FIELD-FILTERED: Y (N)	DUPLICATE: Y (N)

SAMPLE CONTAINER SPECIFICATION			SAMPLE PRESERVATION			INTENDED ANALYSIS AND/OR METHOD
NO.	MATERIAL CODE	VOLUME	PRESERVATIVE USED	TOTAL VOLUME ADDED IN FIELD (mL)	FINAL pH	

REMARKS:

MATERIAL CODES: AG = AMBER GLASS; CG = CLEAR GLASS; PE = POLYETHYLENE; O = OTHER (SPECIFY)

NOTE: The above do not constitute all of the information required by Chapter 62-160, F.A.C.

Florida Department of Environmental Protection
GROUNDWATER SAMPLING LOG

SITE NAME: Tomoka CF		SITE LOCATION: B 38-2	
WELL NO: B 38 - 2	SAMPLE ID:		DATE: 10/28/02

PURGING DATA

WELL DIAMETER (in): 2"	TOTAL WELL DEPTH (ft): 17.4	STATIC DEPTH TO WATER (ft): 2.15	WELL CAPACITY (gal/ft):

1 WELL VOLUME (gal) = (TOTAL WELL DEPTH – DEPTH TO WATER) X WELL CAPACITY =

= (17.4 - 2.15) x .16 = 2.44

PURGE METHOD: Peristaltic	PURGE INITIATED AT: 1503	PURGE ENDED AT:	TOTAL VOL. PURGED (gal):

TIME	VOLUME PURGED (gal)	CUMUL. VOLUME PURGED (gal)	PURGE RATE (gpm)	DEPTH TO WATER (ft)	pH	TEMP. (°C)	COND. (µmhos)	DISSOLVED OXYGEN (mg/L)	TURBIDITY (NTUs)	COLOR	ODOR
1511	2.5	2.5	.31	4.8	5.87	23.3	528	.68	1.4	yellow	none
1515	1.24	3.74	.31	4.9	5.89	23.2	530	.73	2.0	"	"
1519	1.24	4.98	.31	5.1	5.91	23.3	529	.61	1.8		

WELL CAPACITY (Gallons per Foot): 0.75" = 0.02; 1" = 0.04; 1.25" = 0.06; 2" = 0.16; 3" = 0.37; 4" = 0.65; 5" = 1.02; 6" = 1.47; 12" = 5.88

SAMPLING DATA

SAMPLED BY (PRINT) / AFFILIATION: JL	SAMPLER(S) SIGNATURE(S):	
SAMPLING METHOD(S): Peristaltic	SAMPLING INITIATED AT: 1520	SAMPLING ENDED AT: 1525
FIELD DECONTAMINATION: (Y) N	FIELD-FILTERED: Y (N)	DUPLICATE: Y (N)

SAMPLE CONTAINER SPECIFICATION			SAMPLE PRESERVATION			INTENDED ANALYSIS AND/OR METHOD
NO.	MATERIAL CODE	VOLUME	PRESERVATIVE USED	TOTAL VOLUME ADDED IN FIELD (mL)	FINAL pH	

REMARKS:

MATERIAL CODES: AG = AMBER GLASS; CG = CLEAR GLASS; PE = POLYETHYLENE; O = OTHER (SPECIFY)

NOTE: The above do not constitute all of the information required by Chapter 62-160, F.A.C.

Florida Department of Environmental Protection
GROUNDWATER SAMPLING LOG

SITE NAME: Tomoka LF	SITE LOCATION:	
WELL NO: B-39	SAMPLE ID:	DATE: 10-28-03

PURGING DATA

WELL DIAMETER (in): 2	TOTAL WELL DEPTH (ft): 17.70	STATIC DEPTH TO WATER (ft): 4.98	WELL CAPACITY (gal/ft): .16

1 WELL VOLUME (gal) = (TOTAL WELL DEPTH – DEPTH TO WATER) X WELL CAPACITY =

= (–) X = 2.04

PURGE METHOD: Peristaltic	PURGE INITIATED AT: 1438	PURGE ENDED AT: 1447	TOTAL VOL. PURGED (gal): 3.7

TIME	VOLUME PURGED (gal)	CUMUL. VOLUME PURGED (gal)	PURGE RATE (gpm)	DEPTH TO WATER (ft)	pH	TEMP. (°C)	COND. (µmhos)	DISSOLVED OXYGEN (mg/L)	TURBIDITY (NTUs)	COLOR	ODOR
1443	2.5	2.5	.5	6.60	4.81	24.5	118	0.68	4.3	yellow	ND
1445	.6	3.1	.3	6.31	4.75	24.5	115	0.64	4.6	↓	↓
1447	.6	3.7	.3	6.29	4.73	24.5	113	0.66	4.6	↓	↓

WELL CAPACITY (Gallons per Foot): 0.75" = 0.02; 1" = 0.04; 1.25" = 0.06; 2" = 0.16; 3" = 0.37; 4" = 0.65; 5" = 1.02; 6" = 1.47; 12" = 5.88

SAMPLING DATA

SAMPLED BY (PRINT) / AFFILIATION: BS/JL	SAMPLER(S) SIGNATURE(S):	
SAMPLING METHOD(S): Peristaltic	SAMPLING INITIATED AT: 1448	SAMPLING ENDED AT: 1452
FIELD DECONTAMINATION: (Y) N	FIELD-FILTERED: Y (N)	DUPLICATE: Y (N)

SAMPLE CONTAINER SPECIFICATION			SAMPLE PRESERVATION			INTENDED ANALYSIS AND/OR METHOD
NO.	MATERIAL CODE	VOLUME	PRESERVATIVE USED	TOTAL VOLUME ADDED IN FIELD (mL)	FINAL pH	

REMARKS:

MATERIAL CODES: AG = AMBER GLASS; CG = CLEAR GLASS; PE = POLYETHYLENE; O = OTHER (SPECIFY)

NOTE: The above do not constitute all of the information required by Chapter 62-160, F.A.C.

Florida Department of Environmental Protection
GROUNDWATER SAMPLING LOG

NAME: Tomoka LF		SITE LOCATION:	
WELL NO: B 40-1	SAMPLE ID:		DATE: 10-23-03

PURGING DATA

WELL DIAMETER (in): 2	TOTAL WELL DEPTH (ft): 29.55	STATIC DEPTH TO WATER (ft): 5.15	WELL CAPACITY (gal/ft): .16

1 WELL VOLUME (gal) = (TOTAL WELL DEPTH – DEPTH TO WATER) X WELL CAPACITY =

= (–) X = 3.90

PURGE METHOD: Peristaltic	PURGE INITIATED AT: 941	PURGE ENDED AT:	TOTAL VOL PURGED (gal):

TIME	VOLUME PURGED (gal)	CUMUL. VOLUME PURGED (gal)	PURGE RATE (gpm)	DEPTH TO WATER (ft)	pH	TEMP. (°C)	COND. (µmhos)	DISSOLVED OXYGEN (mg/L)	TURBIDITY (NTUs)	COLOR	ODOR
956	5	5	.33	10.60	5.36	22.0	493	0.44	1.9	yellow	ND
959	1	6	↓	11.20	5.36	22.0	486	0.58	2.7	↓	↓
1002	1	7	↓	11.70	5.31	22.0	486	0.54	2.4	↓	↓

WELL CAPACITY (Gallons per Foot): 0.75" = 0.02; 1" = 0.04; 1.25" = 0.06; 2" = 0.16; 3" = 0.37; 4" = 0.65; 5" = 1.02; 6" = 1.47; 12" = 5.88

SAMPLING DATA

SAMPLED BY (PRINT) / AFFILIATION: BS	SAMPLER(S) SIGNATURE(S):	
SAMPLING METHOD(S): Peristaltic	SAMPLING INITIATED AT: 1004	SAMPLING ENDED AT: 1011
FIELD DECONTAMINATION: (Y) N	FIELD-FILTERED: Y (N)	DUPLICATE: Y (N)

SAMPLE CONTAINER SPECIFICATION			SAMPLE PRESERVATION			INTENDED ANALYSIS AND/OR METHOD
NO.	MATERIAL CODE	VOLUME	PRESERVATIVE USED	TOTAL VOLUME ADDED IN FIELD (mL)	FINAL pH	
1	PE	950 ml	none			NVOC
1	PE	500	HNO_3		<2	Metals
1	PE	250	H_2SO_4		<2	Nutrients
3	CG	40	HCl		<2	8260
2	CG	40	none			8011

REMARKS:

MATERIAL CODES: AG = AMBER GLASS; CG = CLEAR GLASS; PE = POLYETHYLENE; O = OTHER (SPECIFY)

NOTE: The above do not constitute all of the information required by Chapter 62-160, F.A.C.

Florida Department of Environmental Protection
GROUNDWATER SAMPLING LOG

NAME: Tomoka LF		SITE LOCATION: B-40-2	
WELL NO: B 40-2	SAMPLE ID:		DATE: 10/28

PURGING DATA

WELL DIAMETER (in): 2"	TOTAL WELL DEPTH (ft): 17.34	STATIC DEPTH TO WATER (ft): 3.58	WELL CAPACITY (gal/ft):

1 WELL VOLUME (gal) = (TOTAL WELL DEPTH – DEPTH TO WATER) X WELL CAPACITY =

= (17.34 - 3.58) x .16 = 2.20

PURGE METHOD: Peristaltic	PURGE INITIATED AT: 9:42	PURGE ENDED AT:	TOTAL VOL PURGED (gal):

TIME	VOLUME PURGED (gal)	CUMUL VOLUME PURGED (gal)	PURGE RATE (gpm)	DEPTH TO WATER (ft)	pH	TEMP. (°C)	COND. (µmhos)	DISSOLVED OXYGEN (mg/L)	TURBIDITY (NTUs)	COLOR	ODOR
950	2.5	2.5	.31	5.36	6.09	22.9	544	4.10	5.3	yellow	
954	1.25	3.75	.31	5.39	6.04	22.9	546	.79	6.3	yellow	
958	1.25	5.0	.31	5.41	6.03	22.9	552	.76	5.7	yellow	

CAPACITY (Gallons per Foot): 0.75" = 0.02; 1" = 0.04; 1.25" = 0.06; 2" = 0.16; 3" = 0.37; 4" = 0.65; 5" = 1.02; 6" = 1.47; 12" = 5.88

SAMPLING DATA

SAMPLED BY (PRINT) / AFFILIATION: DL	SAMPLER(S) SIGNATURE(S):	
SAMPLING METHOD(S):	SAMPLING INITIATED AT: 9:59	SAMPLING ENDED AT: 10/2
FIELD DECONTAMINATION: (Y) N	FIELD-FILTERED: Y (N)	DUPLICATE: (Y) N

SAMPLE CONTAINER SPECIFICATION			SAMPLE PRESERVATION			INTENDED ANALYSIS AND/OR METHOD
NO.	MATERIAL CODE	VOLUME	PRESERVATIVE USED	TOTAL VOLUME ADDED IN FIELD (mL)	FINAL pH	

REMARKS:

MATERIAL CODES: AG = AMBER GLASS; CG = CLEAR GLASS; PE = POLYETHYLENE; O = OTHER (SPECIFY)

NOTE: The above do not constitute all of the information required by Chapter 62-160, F.A.C.

Florida Department of Environmental Protection
GROUNDWATER SAMPLING LOG

NAME: Tomoka LF	SITE LOCATION:	
WELL NO: B41-1	SAMPLE ID:	DATE: 10-28-03

PURGING DATA

WELL DIAMETER (in): 2	TOTAL WELL DEPTH (ft): 38.35	STATIC DEPTH TO WATER (ft): 7.76	WELL CAPACITY (gal/ft): .16

1 WELL VOLUME (gal) = (TOTAL WELL DEPTH – DEPTH TO WATER) X WELL CAPACITY = 4.89

= (–) X

PURGE METHOD: Peristaltic	PURGE INITIATED AT: 1050	PURGE ENDED AT:	TOTAL VOL PURGED (gal):

TIME	VOLUME PURGED (gal)	CUMUL VOLUME PURGED (gal)	PURGE RATE (gpm)	DEPTH TO WATER (ft)	pH	TEMP. (°C)	COND. (µmhos)	DISSOLVED OXYGEN (mg/L)	TURBIDITY (NTUs)	COLOR	ODOR
1058	6	6	.75	7.97	6.07	22.4	2073	0.72	3.1	yellow	ND
1101	2.25	8.25	↓		6.08	22.3	2104	0.64	1.6		
1103	1.50	9.75		7.97	6.07	22.3	2107	0.72	1.4		

WELL CAPACITY (Gallons per Foot): 0.75" = 0.02; 1" = 0.04; 1.25" = 0.06; 2" = 0.16; 3" = 0.37; 4" = 0.65; 5" = 1.02; 6" = 1.47; 12" = 5.88

SAMPLING DATA

SAMPLED BY (PRINT) / AFFILIATION: BS	SAMPLER(S) SIGNATURE(S):	
SAMPLING METHOD(S): Peristaltic	SAMPLING INITIATED AT: 1105	SAMPLING ENDED AT: 1110
FIELD DECONTAMINATION: (Y) N	FIELD-FILTERED: Y (N)	DUPLICATE: Y (N)

SAMPLE CONTAINER SPECIFICATION			SAMPLE PRESERVATION			INTENDED ANALYSIS AND/OR METHOD
NO.	MATERIAL CODE	VOLUME	PRESERVATIVE USED	TOTAL VOLUME ADDED IN FIELD (mL)	FINAL pH	
1	PE	950 ml	none			Misc.
1	PE	500	HNO_3		<2	Metals
1	PE	250	H_2SO_4		<2	Nutrients
3	CG	40	HCl		<2	8260

REMARKS:

MATERIAL CODES: AG = AMBER GLASS; CG = CLEAR GLASS; PE = POLYETHYLENE; O = OTHER (SPECIFY)

NOTE: The above do not constitute all of the information required by Chapter 62-160, F.A.C.

Florida Department of Environmental Protection
GROUNDWATER SAMPLING LOG

SITE NAME: Tomoka | SITE LOCATION: B-41-2

WELL NO: B41-2 | SAMPLE ID: | DATE: 10/28/03

PURGING DATA

WELL DIAMETER (in): 2" | TOTAL WELL DEPTH (ft): 17.7 | STATIC DEPTH TO WATER (ft): 5.14 | WELL CAPACITY (gal/ft):

1 WELL VOLUME (gal) = (TOTAL WELL DEPTH – DEPTH TO WATER) X WELL CAPACITY =

= (17.7 - 5.14) x .16 = 2.00

PURGE METHOD: peristaltic | PURGE INITIATED AT: 1051 | PURGE ENDED AT: | TOTAL VOL. PURGED (gal):

TIME	VOLUME PURGED (gal)	CUMUL VOLUME PURGED (gal)	PURGE RATE (gpm)	DEPTH TO WATER (ft)	pH	TEMP. (°C)	COND. (µmhos)	DISSOLVED OXYGEN (mg/L)	TURBIDITY (NTUs)	COLOR	ODOR
1059	2.0	2.0	.25	6.03	6.57	23.4	959	.91	1.0	yellow	none
1103	1.0	3.0	.25	6.06	6.59	23.4	957	.45	.80	"	"
1107	1.0	4.0	.25	6.08	6.59	23.5	956	.63	.80	"	"

WELL CAPACITY (Gallons per Foot): 0.75" = 0.02; 1" = 0.04; 1.25" = 0.06; 2" = 0.16; 3" = 0.37; 4" = 0.65; 5" = 1.02; 6" = 1.47; 12" = 5.88

SAMPLING DATA

SAMPLED BY (PRINT) / AFFILIATION: JL | SAMPLER(S) SIGNATURE(S):

SAMPLING METHOD(S): | SAMPLING INITIATED AT: 1105 | SAMPLING ENDED AT:

FIELD DECONTAMINATION: (Y) N | FIELD-FILTERED: Y (N) | DUPLICATE: Y (N)

SAMPLE CONTAINER SPECIFICATION			SAMPLE PRESERVATION			
NO.	MATERIAL CODE	VOLUME	PRESERVATIVE USED	TOTAL VOLUME ADDED IN FIELD (mL)	FINAL pH	INTENDED ANALYSIS AND/OR METHOD

REMARKS:

MATERIAL CODES: AG = AMBER GLASS; CG = CLEAR GLASS; PE = POLYETHYLENE; O = OTHER (SPECIFY)

NOTE: The above do not constitute all of the information required by Chapter 62-160, F.A.C.

Form FD 9000-24

Revision Date: January 1, 2002

Florida Department of Environmental Protection
GROUNDWATER SAMPLING LOG

NAME: Tomoka LF	SITE LOCATION:	
WELL NO: B42-1	SAMPLE ID:	DATE: 10-28-03

PURGING DATA

WELL DIAMETER (in): 2	TOTAL WELL DEPTH (ft): 31.60	STATIC DEPTH TO WATER (ft): 6.60	WELL CAPACITY (gal/ft): .16

1 WELL VOLUME (gal) = (TOTAL WELL DEPTH – DEPTH TO WATER) X WELL CAPACITY =

= (–) X = 4.0

PURGE METHOD: Peristaltic	PURGE INITIATED AT: 1158	PURGE ENDED AT: 1211	TOTAL VOL PURGED (gal): 6.5

TIME	VOLUME PURGED (gal)	CUMUL VOLUME PURGED (gal)	PURGE RATE (gpm)	DEPTH TO WATER (ft)	pH	TEMP. (°C)	COND. (µmhos)	DISSOLVED OXYGEN (mg/L)	TURBIDITY (NTUs)	COLOR	ODOR
1206	4	4	.5	12.60	5.61	22.5	1268	0.82	3.0	yellow	NP
1209	1.5	5.5	↓	12.60	5.59	22.4	1273	0.90	0.75	↓	↓
1211	1.0	6.5			5.56	22.3	1275	0.69	0.75		

WELL CAPACITY (Gallons per Foot): 0.75" = 0.02; 1" = 0.04; 1.25" = 0.06; 2" = 0.16; 3" = 0.37; 4" = 0.65; 5" = 1.02; 6" = 1.47; 12" = 5.88

SAMPLING DATA

SAMPLED BY (PRINT) / AFFILIATION: BS	SAMPLER(S) SIGNATURE(S):	
SAMPLING METHOD(S): Peristaltic	SAMPLING INITIATED AT: 1213	SAMPLING ENDED AT: 1218
FIELD DECONTAMINATION: (Y) N	FIELD-FILTERED: Y (N)	DUPLICATE: Y (N)

SAMPLE CONTAINER SPECIFICATION			SAMPLE PRESERVATION			INTENDED ANALYSIS AND/OR METHOD
NO.	MATERIAL CODE	VOLUME	PRESERVATIVE USED	TOTAL VOLUME ADDED IN FIELD (mL)	FINAL pH	

REMARKS:

MATERIAL CODES: AG = AMBER GLASS; CG = CLEAR GLASS; PE = POLYETHYLENE; O = OTHER (SPECIFY)

NOTE: The above do not constitute all of the information required by Chapter 62-160, F.A.C.

Florida Department of Environmental Protection
GROUNDWATER SAMPLING LOG

NAME: Tomoka		SITE LOCATION: B 42-2	
WELL NO: B42-2	SAMPLE ID:		DATE: 10/28/03

PURGING DATA

WELL DIAMETER (in): 2"	TOTAL WELL DEPTH (ft): 15.60	STATIC DEPTH TO WATER (ft): 4.35	WELL CAPACITY (gal/ft):

1 WELL VOLUME (gal) = (TOTAL WELL DEPTH – DEPTH TO WATER) X WELL CAPACITY =

= (15.60 - 4.35) x .16 = 1.8

PURGE METHOD: peristaltic	PURGE INITIATED AT: 1158	PURGE ENDED AT:	TOTAL VOL. PURGED (gal):

TIME	VOLUME PURGED (gal)	CUMUL. VOLUME PURGED (gal)	PURGE RATE (gpm)	DEPTH TO WATER (ft)	pH	TEMP. (°C)	COND. (µmhos)	DISSOLVED OXYGEN (mg/L)	TURBIDITY (NTUs)	COLOR	ODOR
1200	2.0	2.0	.25	6.42	6.21	23.5	444	.55	6.4	yellow	none
1210	1.0	3.0	.25	6.45	6.26	23.5	454	.67	2.7	"	"
1214	1.0	4.0	.25	6.48	6.25	23.6	469	.68	2.1	"	"

WELL CAPACITY (Gallons per Foot): 0.75" = 0.02; 1" = 0.04; 1.25" = 0.06; 2" = 0.16; 3" = 0.37; 4" = 0.65; 5" = 1.02; 6" = 1.47; 12" = 5.88

SAMPLING DATA

SAMPLED BY (PRINT) / AFFILIATION: JL	SAMPLER(S) SIGNATURE(S):	
SAMPLING METHOD(S):	SAMPLING INITIATED AT: 1215	SAMPLING ENDED AT: 1220
FIELD DECONTAMINATION: (Y) N	FIELD-FILTERED: Y (N)	DUPLICATE: Y (N)

SAMPLE CONTAINER SPECIFICATION			SAMPLE PRESERVATION			INTENDED ANALYSIS AND/OR METHOD
NO.	MATERIAL CODE	VOLUME	PRESERVATIVE USED	TOTAL VOLUME ADDED IN FIELD (mL)	FINAL pH	

REMARKS:

MATERIAL CODES: AG = AMBER GLASS; CG = CLEAR GLASS; PE = POLYETHYLENE; O = OTHER (SPECIFY)

NOTE: The above do not constitute all of the information required by Chapter 62-160, F.A.C.

Florida Department of Environmental Protection
GROUNDWATER SAMPLING LOG

SITE: Tondu LF	SITE LOCATION:	
WELL NO: B43-1/DUP	SAMPLE ID:	DATE:

PURGING DATA

WELL DIAMETER (in): 2"	TOTAL WELL DEPTH (ft): 29.00	STATIC DEPTH TO WATER (ft):	WELL CAPACITY (gal/ft):

1 WELL VOLUME (gal) = (TOTAL WELL DEPTH – DEPTH TO WATER) X WELL CAPACITY =

= (29.00 - 4.47) x .16 = 3.92

PURGE METHOD: peristaltic	PURGE INITIATED AT: 1105	PURGE ENDED AT:	TOTAL VOL. PURGED (gal):

TIME	VOLUME PURGED (gal)	CUMUL VOLUME PURGED (gal)	PURGE RATE (gpm)	DEPTH TO WATER (ft)	~~pH~~ Temp(°C)	~~Temp~~ pH	COND. (µmhos)	DISSOLVED OXYGEN (mg/L)	TURBIDITY (NTUs)	COLOR	ODOR
1113	4.0	4.0	.5	6.15	22.7	5.96	961	.78	2.0	none	yes
1117	2.0	6.0	.5	6.17	22.7	5.96	982	.74	1.0	none	yes
1121	2.0	8.0	.5	6.18	22.6	5.97	972	.75	1.5	none	yes

WELL CAPACITY (Gallons per Foot): 0.75" = 0.02; 1" = 0.04; 1.25" = 0.06; 2" = 0.16; 3" = 0.37; 4" = 0.65; 5" = 1.02; 6" = 1.47; 12" = 5.88

SAMPLING DATA

SAMPLED BY (PRINT) / AFFILIATION: JL	SAMPLER(S) SIGNATURE(S):	
SAMPLING METHOD(S):	SAMPLING INITIATED AT: 1122	SAMPLING ENDED AT: 1132
FIELD DECONTAMINATION: (Y) N	FIELD-FILTERED: Y (N)	DUPLICATE: (Y) N

SAMPLE CONTAINER SPECIFICATION			SAMPLE PRESERVATION			INTENDED ANALYSIS AND/OR METHOD
NO.	MATERIAL CODE	VOLUME	PRESERVATIVE USED	TOTAL VOLUME ADDED IN FIELD (mL)	FINAL pH	

REMARKS:

MATERIAL CODES: AG = AMBER GLASS; CG = CLEAR GLASS; PE = POLYETHYLENE; O = OTHER (SPECIFY)

NOTE: The above do not constitute all of the information required by Chapter 62-160, F.A.C.

Florida Department of Environmental Protection
GROUNDWATER SAMPLING LOG

SITE NAME: Tomoka LF	SITE LOCATION:	
WELL NO: B 43-2	SAMPLE ID:	DATE: 10/24/03

PURGING DATA

WELL DIAMETER (in): 2"	TOTAL WELL DEPTH (ft): 14.65	STATIC DEPTH TO WATER (ft): 4.5	WELL CAPACITY (gal/ft):

1 WELL VOLUME (gal) = (TOTAL WELL DEPTH – DEPTH TO WATER) X WELL CAPACITY =

= (14.65 - 4.5) X .16 = 1.62

PURGE METHOD: peristaltic	PURGE INITIATED AT: 1138	PURGE ENDED AT:	TOTAL VOL. PURGED (gal):

TIME	VOLUME PURGED (gal)	CUMUL. VOLUME PURGED (gal)	PURGE RATE (gpm)	DEPTH TO WATER (ft)	pH	TEMP. (°C)	COND. (µmhos)	DISSOLVED OXYGEN (mg/L)	TURBIDITY (NTUs)	COLOR	ODOR
1144	2.0	2.0	.33	5.85	6.11	23.7	481	.98	1.8	no	yes
1147	.99	2.99	.33	5.86	6.11	23.7	494	.81	1.6	no	yes
1150	.99	3.98	.33	5.85	6.10	23.8	502	.77	1.0	no	yes

WELL CAPACITY (Gallons per Foot): 0.75" = 0.02; 1" = 0.04; 1.25" = 0.06; 2" = 0.16; 3" = 0.37; 4" = 0.65; 5" = 1.02; 6" = 1.47; 12" = 5.88

SAMPLING DATA

SAMPLED BY (PRINT) / AFFILIATION: JC	SAMPLER(S) SIGNATURE(S):	
SAMPLING METHOD(S):	SAMPLING INITIATED AT: 1151	SAMPLING ENDED AT: 1202
FIELD DECONTAMINATION: Y (circled) N	FIELD-FILTERED: Y N (circled)	DUPLICATE: Y N (circled)

SAMPLE CONTAINER SPECIFICATION			SAMPLE PRESERVATION			INTENDED ANALYSIS AND/OR METHOD
NO.	MATERIAL CODE	VOLUME	PRESERVATIVE USED	TOTAL VOLUME ADDED IN FIELD (mL)	FINAL pH	

REMARKS:

MATERIAL CODES: AG = AMBER GLASS; CG = CLEAR GLASS; PE = POLYETHYLENE; O = OTHER (SPECIFY)

NOTE: The above do not constitute all of the information required by Chapter 62-160, F.A.C.

Florida Department of Environmental Protection
GROUNDWATER SAMPLING LOG

SITE NAME: Tomoka	SITE LOCATION:	
WELL NO: B44	SAMPLE ID:	DATE: 10/29/03

PURGING DATA

WELL DIAMETER (in): 2"	TOTAL WELL DEPTH (ft): 14.30	STATIC DEPTH TO WATER (ft): 6.32	WELL CAPACITY (gal/ft):

1 WELL VOLUME (gal) = (TOTAL WELL DEPTH – DEPTH TO WATER) X WELL CAPACITY =

= (14.30 - 6.32) x .16 = 1.27

PURGE METHOD: Peristaltic	PURGE INITIATED AT: 1520	PURGE ENDED AT:	TOTAL VOL. PURGED (gal):

TIME	VOLUME PURGED (gal)	CUMUL. VOLUME PURGED (gal)	PURGE RATE (gpm)	DEPTH TO WATER (ft)	pH	TEMP. (°C)	COND. (µmhos)	DISSOLVED OXYGEN (mg/L)	TURBIDITY (NTUs)	COLOR	ODOR
1525	2.0	2.0	.4	8.21	5.29	23.0	118	.74	26.4	yellow	yes
1528	1.2	3.2	.4	8.23	5.29	23.1	117	.68	23.9	yellow	yes
1531	1.2	4.4	.4	8.24	5.25	23.0	114	.71	23.9	yellow	yes
1534	1.2	5.6	.4	8.25	5.25	22.9	110	.59	19.0	yellow	yes

WELL CAPACITY (Gallons per Foot): 0.75" = 0.02; 1" = 0.04; 1.25" = 0.06; 2" = 0.16; 3" = 0.37; 4" = 0.65; 5" = 1.02; 6" = 1.47; 12" = 5.88

SAMPLING DATA

SAMPLED BY (PRINT) / AFFILIATION: JL	SAMPLER(S) SIGNATURE(S):	
SAMPLING METHOD(S):	SAMPLING INITIATED AT: 1535	SAMPLING ENDED AT:
FIELD DECONTAMINATION: (Y) N	FIELD-FILTERED: Y (N)	DUPLICATE: Y (N)

SAMPLE CONTAINER SPECIFICATION			SAMPLE PRESERVATION			INTENDED ANALYSIS AND/OR METHOD
NO.	MATERIAL CODE	VOLUME	PRESERVATIVE USED	TOTAL VOLUME ADDED IN FIELD (mL)	FINAL pH	

REMARKS:

MATERIAL CODES: AG = AMBER GLASS; CG = CLEAR GLASS; PE = POLYETHYLENE; O = OTHER (SPECIFY)

NOTE: The above do not constitute all of the information required by Chapter 62-160, F.A.C.

Florida Department of Environmental Protection
GROUNDWATER SAMPLING LOG

SITE NAME: Tomoka		SITE LOCATION:	
WELL NO: ~~B45-2~~ B45-1		SAMPLE ID:	DATE: 10/29/03

PURGING DATA

WELL DIAMETER (in): 2"	TOTAL WELL DEPTH (ft): 37.45	STATIC DEPTH TO WATER (ft):	WELL CAPACITY (gal/ft):

1 WELL VOLUME (gal) = (TOTAL WELL DEPTH – DEPTH TO WATER) X WELL CAPACITY =

= (~~37.50~~ 37.45 - 6.2) x .16 = 5.00

PURGE METHOD: peristaltic	PURGE INITIATED AT: 1348	PURGE ENDED AT:	TOTAL VOL PURGED (gal):

TIME	VOLUME PURGED (gal)	CUMUL. VOLUME PURGED (gal)	PURGE RATE (gpm)	DEPTH TO WATER (ft)	pH	TEMP. (°C)	COND. (µmhos)	DISSOLVED OXYGEN (mg/L)	TURBIDITY (NTUs)	COLOR	ODOR
1358	5.0	5.0	.5	8.90	5.91	22.2	2440	.39	3.47	lt yellow	yes
1402	2.0	7.0	.5	8.91	5.95	22.3	2447	.48	3.21	"	"
1406	2.0	9.0	.5	8.91	5.97	22.3	2456	.45	2.55	"	"

WELL CAPACITY (Gallons per Foot): 0.75" = 0.02; 1" = 0.04; 1.25" = 0.06; 2" = 0.16; 3" = 0.37; 4" = 0.65; 5" = 1.02; 6" = 1.47; 12" = 5.88

SAMPLING DATA

SAMPLED BY (PRINT) / AFFILIATION: JK	SAMPLER(S) SIGNATURE(S):	
SAMPLING METHOD(S):	SAMPLING INITIATED AT: 1407	SAMPLING ENDED AT: 1417
FIELD DECONTAMINATION: (Y) N	FIELD-FILTERED: Y (N)	DUPLICATE: Y (N)

SAMPLE CONTAINER SPECIFICATION			SAMPLE PRESERVATION			INTENDED ANALYSIS AND/OR METHOD
NO.	MATERIAL CODE	VOLUME	PRESERVATIVE USED	TOTAL VOLUME ADDED IN FIELD (mL)	FINAL pH	

REMARKS:

MATERIAL CODES: AG = AMBER GLASS; CG = CLEAR GLASS; PE = POLYETHYLENE; O = OTHER (SPECIFY)

NOTE: The above do not constitute all of the information required by Chapter 62-160, F.A.C.

Florida Department of Environmental Protection
GROUNDWATER SAMPLING LOG

SITE NAME: Tomoka	SITE LOCATION:	
WELL NO: B45-2	SAMPLE ID:	DATE: 10/29/03

PURGING DATA

WELL DIAMETER (in): 2"	TOTAL WELL DEPTH (ft): 17.50	STATIC DEPTH TO WATER (ft): 6.58	WELL CAPACITY (gal/ft):

1 WELL VOLUME (gal) = (TOTAL WELL DEPTH – DEPTH TO WATER) X WELL CAPACITY =

= (17.50 - 6.58) x .16 = 1.74

PURGE METHOD: Peristaltic	PURGE INITIATED AT: 1424	PURGE ENDED AT:	TOTAL VOL PURGED (gal):

TIME	VOLUME PURGED (gal)	CUMUL. VOLUME PURGED (gal)	PURGE RATE (gpm)	DEPTH TO WATER (ft)	pH	TEMP. (°C)	COND. (µmhos)	DISSOLVED OXYGEN (mg/L)	TURBIDITY (NTUs)	COLOR	ODOR
1431	2.0	2.6	.28	8.06	5.42	23.3	431	.43	18.8	yellow	yel
1435	1.12	3.12	.28	8.07	5.38	23.3	394	.46	17.3	"	"
1439	1.12	4.24	.28	8.07	5.37	23.3	371	.51	18.6	"	"

WELL CAPACITY (Gallons per Foot): 0.75" = 0.02; 1" = 0.04; 1.25" = 0.06; 2" = 0.16; 3" = 0.37; 4" = 0.65; 5" = 1.02; 6" = 1.47; 12" = 5.88

SAMPLING DATA

SAMPLED BY (PRINT) / AFFILIATION: JL	SAMPLER(S) SIGNATURE(S):	
SAMPLING METHOD(S):	SAMPLING INITIATED AT: 1440	SAMPLING ENDED AT: 1452
FIELD DECONTAMINATION: Y (circled) N	FIELD-FILTERED: Y N (circled)	DUPLICATE: Y N (circled)

SAMPLE CONTAINER SPECIFICATION			SAMPLE PRESERVATION			INTENDED ANALYSIS AND/OR METHOD
NO.	MATERIAL CODE	VOLUME	PRESERVATIVE USED	TOTAL VOLUME ADDED IN FIELD (mL)	FINAL pH	

REMARKS:

MATERIAL CODES: AG = AMBER GLASS; CG = CLEAR GLASS; PE = POLYETHYLENE; O = OTHER (SPECIFY)

NOTE: The above do not constitute all of the information required by Chapter 62-160, F.A.C.

Florida Department of Environmental Protection
GROUNDWATER SAMPLING LOG

SITE NAME: Tomoka LF	SITE LOCATION:	
WELL NO: B 59-1	SAMPLE ID:	DATE: 10-29-03

PURGING DATA

WELL DIAMETER (in): 2	TOTAL WELL DEPTH (ft): 34.15	STATIC DEPTH TO WATER (ft): 3.53	WELL CAPACITY (gal/ft): .16

1 WELL VOLUME (gal) = (TOTAL WELL DEPTH – DEPTH TO WATER) X WELL CAPACITY =

= (–) X = 4.90

PURGE METHOD: Peristaltic	PURGE INITIATED AT: 1515	PURGE ENDED AT: 1537	TOTAL VOL PURGED (gal): 8.4

TIME	VOLUME PURGED (gal)	CUMUL VOLUME PURGED (gal)	PURGE RATE (gpm)	DEPTH TO WATER (ft)	pH	TEMP. (°C)	COND. (µmhos)	DISSOLVED OXYGEN (mg/L)	TURBIDITY (NTUs)	COLOR	ODOR
1528	5	5	.38	7.41	6.39	23.6	1027	0.59	4.0	yellow	ND
1532	1.5	6.5	↓	7.61	6.40	23.5	1026	0.60	4.3	↓	↓
1537	1.9	8.4	↓	"	6.41	23.4	1024	0.81	1.4	↓	↓

WELL CAPACITY (Gallons per Foot): 0.75" = 0.02; 1" = 0.04; 1.25" = 0.06; 2" = 0.16; 3" = 0.37; 4" = 0.65; 5" = 1.02; 6" = 1.47; 12" = 5.88

SAMPLING DATA

SAMPLED BY (PRINT) / AFFILIATION: BS	SAMPLER(S) SIGNATURE(S):	
SAMPLING METHOD(S): Peristaltic	SAMPLING INITIATED AT: 1540	SAMPLING ENDED AT: 1545
FIELD DECONTAMINATION: (Y) N	FIELD-FILTERED: Y (N)	DUPLICATE: Y (N)

SAMPLE CONTAINER SPECIFICATION			SAMPLE PRESERVATION			INTENDED ANALYSIS AND/OR METHOD
NO.	MATERIAL CODE	VOLUME	PRESERVATIVE USED	TOTAL VOLUME ADDED IN FIELD (mL)	FINAL pH	

REMARKS:

MATERIAL CODES: AG = AMBER GLASS; CG = CLEAR GLASS; PE = POLYETHYLENE; O = OTHER (SPECIFY)

NOTE: The above do not constitute all of the information required by Chapter 62-160, F.A.C.

Florida Department of Environmental Protection
GROUNDWATER SAMPLING LOG

SITE NAME: Tomoka LF		SITE LOCATION:
WELL NO: B59-2	SAMPLE ID:	DATE: 10-29-03

PURGING DATA

WELL DIAMETER (in): 2	TOTAL WELL DEPTH (ft): 17.6	STATIC DEPTH TO WATER (ft): 3.42	WELL CAPACITY (gal/ft): .16

1 WELL VOLUME (gal) = (TOTAL WELL DEPTH – DEPTH TO WATER) X WELL CAPACITY =

= (–) X = 2.27

PURGE METHOD: Peristaltic	PURGE INITIATED AT: 1550	PURGE ENDED AT: 1604	TOTAL VOL. PURGED (gal): 4.7

TIME	VOLUME PURGED (gal)	CUMUL VOLUME PURGED (gal)	PURGE RATE (gpm)	DEPTH TO WATER (ft)	pH	TEMP. (°C)	COND. (µmhos)	DISSOLVED OXYGEN (mg/L)	TURBIDITY (NTUs)	COLOR	ODOR
1559	3	3	.33	6.55	6.35	24.5	773	0.55	8.6	yellow	ND
1602	1	4	↓	↓	6.34	24.5	773	0.54	5.9	↓	↓
1604	.7	4.7	↓	↓	6.34	24.5	774	0.54	5.2	↓	↓

WELL CAPACITY (Gallons per Foot): 0.75" = 0.02; 1" = 0.04; 1.25" = 0.06; 2" = 0.16; 3" = 0.37; 4" = 0.65; 5" = 1.02; 6" = 1.47; 12" = 5.88

SAMPLING DATA

SAMPLED BY (PRINT) / AFFILIATION: BS	SAMPLER(S) SIGNATURE(S):	
SAMPLING METHOD(S): Peristaltic	SAMPLING INITIATED AT: 1607	SAMPLING ENDED AT: 1612
FIELD DECONTAMINATION: (Y) N	FIELD-FILTERED: Y (N)	DUPLICATE: Y (N)

SAMPLE CONTAINER SPECIFICATION			SAMPLE PRESERVATION			INTENDED ANALYSIS AND/OR METHOD
NO.	MATERIAL CODE	VOLUME	PRESERVATIVE USED	TOTAL VOLUME ADDED IN FIELD (mL)	FINAL pH	

REMARKS:

MATERIAL CODES: AG = AMBER GLASS; CG = CLEAR GLASS; PE = POLYETHYLENE; O = OTHER (SPECIFY)

NOTE: The above do not constitute all of the information required by Chapter 62-160, F.A.C.

Florida Department of Environmental Protection
GROUNDWATER SAMPLING LOG

SITE NAME: Tomoka LF	SITE LOCATION:	
WELL NO: B 60	SAMPLE ID:	DATE: 10-29-03

PURGING DATA

WELL DIAMETER (in): 2	TOTAL WELL DEPTH (ft): 32.6	STATIC DEPTH TO WATER (ft): 4.61	WELL CAPACITY (gal/ft): .16

1 WELL VOLUME (gal) = (TOTAL WELL DEPTH – DEPTH TO WATER) X WELL CAPACITY =

=(–)X = 4.48

PURGE METHOD: Peristaltic	PURGE INITIATED AT: 1435	PURGE ENDED AT: 1451	TOTAL VOL. PURGED (gal): 8.0

TIME	VOLUME PURGED (gal)	CUMUL. VOLUME PURGED (gal)	PURGE RATE (gpm)	DEPTH TO WATER (ft)	pH	TEMP. (°C)	COND. (µmhos)	DISSOLVED OXYGEN (mg/L)	TURBIDITY (NTUs)	COLOR	ODOR
1445	5	5	.5	6.41	6.05	23.9	551	0.82	1.0	none	ND
1448	1.5	6.5	↓	↓	5.98	23.9	541	0.64	0.80		
1451	1.5	8.0	↓	↓	5.96	23.8	540	0.56	0.70		

WELL CAPACITY (Gallons per Foot): 0.75" = 0.02; 1" = 0.04; 1.25" = 0.06; 2" = 0.16; 3" = 0.37; 4" = 0.65; 5" = 1.02; 6" = 1.47; 12" = 5.88

SAMPLING DATA

SAMPLED BY (PRINT) / AFFILIATION: BS	SAMPLER(S) SIGNATURE(S):	
SAMPLING METHOD(S): Peristaltic	SAMPLING INITIATED AT: 1454	SAMPLING ENDED AT: 1502
FIELD DECONTAMINATION: (Y) N	FIELD-FILTERED: Y (N)	DUPLICATE: Y (N)

SAMPLE CONTAINER SPECIFICATION			SAMPLE PRESERVATION			INTENDED ANALYSIS AND/OR METHOD
NO.	MATERIAL CODE	VOLUME	PRESERVATIVE USED	TOTAL VOLUME ADDED IN FIELD (mL)	FINAL pH	

REMARKS:

MATERIAL CODES: AG = AMBER GLASS; CG = CLEAR GLASS; PE = POLYETHYLENE; O = OTHER (SPECIFY)

NOTE: The above do not constitute all of the information required by Chapter 62-160, F.A.C.

Florida Department of Environmental Protection
GROUNDWATER SAMPLING LOG

[illegible] Lomda	SITE LOCATION:	
WELL NO: B601	SAMPLE ID:	DATE: 10/30/02

PURGING DATA

WELL DIAMETER (in):	TOTAL WELL DEPTH (ft): 29.00	STATIC DEPTH TO WATER (ft): 15.00	WELL CAPACITY (gal/ft):

WELL VOLUME (gal) = (TOTAL WELL DEPTH – DEPTH TO WATER) X WELL CAPACITY = micro-purge 1/4" ID 3/8" OD

= (29.00 –) X = (.00576) X 2.0 ft = .17

PURGE METHOD: micro-purge	PURGE INITIATED AT: 1050	PURGE ENDED AT: 1136	TOTAL VOL. PURGED (gal):

TIME	VOLUME PURGED (gal)	CUMUL VOLUME PURGED (gal)	PURGE RATE (gpm)	DEPTH TO WATER (ft)	pH	TEMP. (°C)	COND. (µmhos)	DISSOLVED OXYGEN (mg/L)	TURBIDITY (NTUs)	COLOR	ODOR
1100	.2	.2	.02	16.05	6.62	26.4	2158	2.54	15.8	Brown	None
1103	.06	.26	.02	16.05	6.68	26.3	2155	2.53	15.2	Brown	"
1106	.06	.32	.02	16.05	6.62	26.2	2171	2.57	12.6	"	"

CAPACITY (Gallons per Foot): 0.75" = 0.02; 1" = 0.04; 1.25" = 0.06; 2" = 0.16; 3" = 0.37; 4" = 0.65; 5" = 1.02; 6" = 1.47; 12" = 5.88

SAMPLING DATA

SAMPLED BY (PRINT) / AFFILIATION: JC	SAMPLER(S) SIGNATURE(S):	
SAMPLING METHOD(S):	SAMPLING INITIATED AT: 1107	SAMPLING ENDED AT: 1136
FIELD DECONTAMINATION: (Y) N	FIELD-FILTERED: Y (N)	DUPLICATE: (Y) N

SAMPLE CONTAINER SPECIFICATION			SAMPLE PRESERVATION			INTENDED ANALYSIS AND/OR METHOD
NO.	MATERIAL CODE	VOLUME	PRESERVATIVE USED	TOTAL VOLUME ADDED IN FIELD (mL)	FINAL pH	

REMARKS: DO was near 20% sat (26% sat) probably due to low flow ~~[illegible]~~ during the sample

MATERIAL CODES: AG = AMBER GLASS; CG = CLEAR GLASS; PE = POLYETHYLENE; O = OTHER (SPECIFY)

NOTE: The above do not constitute all of the information required by Chapter 62-160, F.A.C.

Florida Department of Environmental Protection
GROUNDWATER SAMPLING LOG

SITE NAME:	SITE LOCATION:	
WELL NO: B62-1	SAMPLE ID:	DATE: 10/30/03

PURGING DATA

WELL DIAMETER (in):	TOTAL WELL DEPTH (ft): 38.40	STATIC DEPTH TO WATER (ft): 14.02	WELL CAPACITY (gal/ft):

1 WELL VOLUME (gal) = (TOTAL WELL DEPTH – DEPTH TO WATER) X WELL CAPACITY =

= (38.40 – 14.02) X .16 = 3.80

PURGE METHOD: Peristaltic	PURGE INITIATED AT: 1155	PURGE ENDED AT: 1228	TOTAL VOL. PURGED (gal):

TIME	VOLUME PURGED (gal)	CUMUL VOLUME PURGED (gal)	PURGE RATE (gpm)	DEPTH TO WATER (ft)	pH	TEMP. (°C)	COND. (µmhos)	DISSOLVED OXYGEN (mg/L)	TURBIDITY (NTUs)	COLOR	ODOR
1210	4.0	4.0	.33	16.21	6.45	24.3	4755	.68	54.1	Brown	yes
1213	.99	4.99	.33	16.21	6.44	24.3	4892	.63	30.3	"	
1210	.99	5.98	.33	16.21	6.44	24.2	4921	.48	19.2	"	

WELL CAPACITY (Gallons per Foot): 0.75" = 0.02; 1" = 0.04; 1.25" = 0.06; 2" = 0.16; 3" = 0.37; 4" = 0.65; 5" = 1.02; 6" = 1.47; 12" = 5.88

SAMPLING DATA

SAMPLED BY (PRINT) / AFFILIATION	SAMPLER(S) SIGNATURE(S)	
SAMPLING METHOD(S):	SAMPLING INITIATED AT: 1217	SAMPLING ENDED AT: 1228
FIELD DECONTAMINATION: (Y) N	FIELD-FILTERED: Y (N)	DUPLICATE: Y (N)

SAMPLE CONTAINER SPECIFICATION			SAMPLE PRESERVATION			INTENDED ANALYSIS AND/OR METHOD
NO.	MATERIAL CODE	VOLUME	PRESERVATIVE USED	TOTAL VOLUME ADDED IN FIELD (mL)	FINAL pH	

REMARKS:

MATERIAL CODES: AG = AMBER GLASS; CG = CLEAR GLASS; PE = POLYETHYLENE; O = OTHER (SPECIFY)

NOTE: The above do not constitute all of the information required by Chapter 62-160, F.A.C.

Florida Department of Environmental Protection
GROUNDWATER SAMPLING LOG

SITE NAME:	SITE LOCATION:	
WELL NO: B62-2	SAMPLE ID:	DATE:

PURGING DATA

WELL DIAMETER (in): 2"	TOTAL WELL DEPTH (ft): 22.20	STATIC DEPTH TO WATER (ft): 14.25	WELL CAPACITY (gal/ft):

1 WELL VOLUME (gal) = (TOTAL WELL DEPTH – DEPTH TO WATER) X WELL CAPACITY =

= (22.20 – 14.25) X .16 = 1.19

PURGE METHOD: peristaltic	PURGE INITIATED AT: 1236	PURGE ENDED AT: 1300	TOTAL VOL. PURGED (gal):

TIME	VOLUME PURGED (gal)	CUMUL VOLUME PURGED (gal)	PURGE RATE (gpm)	DEPTH TO WATER (ft)	pH	TEMP. (°C)	COND. (µmhos)	DISSOLVED OXYGEN (mg/L)	TURBIDITY (NTUs)	COLOR	ODOR
1245	1.5	1.5	.16	15.02	6.62	25.7	3318	.45	4.32	yellow	yes
1248	.48	1.98	.16	15.02	6.59	25.8	3323	.42	4.02		
1251	.48	2.46	.16	15.02	6.57	25.8	3349	.38	4.37		

WELL CAPACITY (Gallons per Foot): 0.75" = 0.02; 1" = 0.04; 1.25" = 0.06; 2" = 0.16; 3" = 0.37; 4" = 0.65; 5" = 1.02; 6" = 1.47; 12" = 5.88

SAMPLING DATA

SAMPLED BY (PRINT) / AFFILIATION	SAMPLER(S) SIGNATURE(S)	
SAMPLING METHOD(S):	SAMPLING INITIATED AT: 1252	SAMPLING ENDED AT: 1300
FIELD DECONTAMINATION: (Y) N	FIELD-FILTERED: Y (N)	DUPLICATE: Y (N)

SAMPLE CONTAINER SPECIFICATION			SAMPLE PRESERVATION			INTENDED ANALYSIS AND/OR METHOD
NO.	MATERIAL CODE	VOLUME	PRESERVATIVE USED	TOTAL VOLUME ADDED IN FIELD (mL)	FINAL pH	

REMARKS:

MATERIAL CODES: AG = AMBER GLASS; CG = CLEAR GLASS; PE = POLYETHYLENE; O = OTHER (SPECIFY)

NOTE: The above do not constitute all of the information required by Chapter 62-160, F.A.C.

ELAB, INC. FIELD INFORMATION FORM

Submission #:

Name: Tomoka LF
Date Time: 10/29/03
Sample Collector: TH

Sample Location or ID: B 63-1
Sequence No.:
Client Name/ Address

Weather Conditions:

Cloud Cover: [X] Sunny [ ] Partly Cloudy [ ] Cloudy

Temperature: 85

Rain: [X] No [ ] Yes

Wind Speed: 0

Wind Direction: N W E S

Sample Type:

[ ] Surface Waters: Taken from: [ ] Shore [ ] Boat [ ] Bridge [ ] Wading [ ] Other
Total Depth: [ ] Surface [ ] Mid-depth [ ] Bottom
Type: [ ] Lake [ ] Stream [ ] River [ ] Other

[ ] Waste Waters: Start Time ____ Finish Time ____ [ ] Composite [ ] Grab
Sampling Point: ____ Volume ____ mL per: [ ] Hr. [ ] 1/2 Hr. [ ]

[ ] Soils/ Sediment: Sampling Point: ____ Sample Depth ____ [ ] Composite [ ] Grab
[ ] Drum Waste: Type: ____ Layers [ ] Yes [ ] No [ ] Composite [ ] Grab
[ ] Other ____ Sampling Point: ____ Sample Depth ____ [ ] Composite [ ] Grab

[ ] Ground Waters: *See well and purging information below.*

Well Information:

Well Security: [X] Lock
Casing Construction Type: [X] PVC [ ] Metal
Well Diameter: [X] 2 [ ] 4 (in.)
Total Well Depth: (T.O.C.) 30.60 (ft.)

Reference Elevation: ____ ft. (MSL / NGVD)
Depth to Water (T.O.C.): 1.32 ft.
Groundwater Elevation: * ____ ft. (MSL / NGVD)
(* Reference Elevation - Depth to water = Groundwater Elevation)

Purging Information: V = (total well depth -depth to water) x .17 for 2" well / (0.66 for 4" well, 1.47 for 6" well)

Well Water Volume (V): 4.97 (gal.)
Minimum Volume to Purge (3 / 5): ____ (gal.)
Volume of Water to Remove: ____ (gal.)
Purging Device: ____ Lot #: ____

Time Purge Began: 1525
Purging Rate (gal./min.) .23
Time Purge Ended: 1555
Total Volume Purge (gal.) 7.91

Reading	Time	pH	Cond. µS	Temp. °C	Turb. NTU	D.O. mg/L	Sheen / Sal.	Res. Odor	Color	Odor
1	1535	6.28	712	23.1	2.8	1.08	NO		Colorless	
2	1545	6.34	713	23.0	2.3	1.35	NO		Colorless	
3	1555	6.35	712	23.1	2.7	1.33	NO		Colorless	
4										
5										

Sampling Device Information:

Sampling Device: Penstattic Lot #: ____ Time Sample Collected 1555

FIELD NOTES:

ELAB, INC. FIELD INFORMATION FORM

Submission #:

Name: Tomeka CP
& Time 10/29/03
mple Collector: TH

Sample Location or ID: B 63-2
Sequence No.:
Client Name/ Address

eather Conditions:

loud Cover: ☒ Sunny ☐ Partly Cloudy ☐ Cloudy

Temperature: 85

Rain: ☒ No ☐ Yes

Wind Speed: 0

Wind Direction N W E S

mple Types:

☐ **Surface Waters:** Taken from: ☐ Shore ☐ Boat ☐ Bridge ☐ Wading ☐ Other
otal Depth: ☐ Surface ☐ Mid-depth ☐ Bottom
ype: ☐ Lake ☐ Stream ☐ River ☐ Other

☐ **Waste Waters** Start Time Finish Time ☐ Composite ☐ Grab
Sampling Point: Volume mL per: ☐ Hr. ☐ 1/2 Hr. ☐

☐ **Soils/ Sediment** Sampling Point: Sample Depth ☐ Composite ☐ Grab
☐ **Drum Waste** Type: Layers ☐ Yes ☐ No ☐ Composite ☐ Grab
☐ **Other** Sampling Point: Sample Depth ☐ Composite ☐ Grab

☐ **Ground Waters:** *See well and purging information below.*

Well Information:

Well Security: ☒ Lock
g Construction Type: ☒ PVC ☐ Metal
Well Diameter: ☒ 2 ☐ 4 (in.
Total Well Depth: (T.O.C.) 14.10 (ft.)

Reference Elevation: ft. (MSL / NGVD)
Depth to Water (T.O.C.): 1.87 ft.
Groundwater Elevation: * ft. (MSL / NGVD)
(* Reference Elevation - Depth to water = Groundwater Elevation)

urging Information: V = (total well depth -depth to water) x .17 for 2" well / (0.66 for 4" well, 1.47 for 6" well)

Well Water Volume (V): 2.07 (gal.)
Minimum Volume to Purge (3 / 5): (gal.)
Volume of Water to Remove: (gal.)
Purging Device: Lot #:

Time Purge Began: 1600
Purging Rate (gal./min.) ~~1.42~~ .46
Time Purge Ended: 1615
Total Volume Purge (gal.) 7 gal

Reading	Time	pH	Cond µS	Temp °C	Turb NTU	D.O. mg/L	Sheen / Sal.	Rec. Other	Color	Odor
1	1605	6.61	641	24.1	14.0	1.54	NO		Colorless	
2	1610	6.65	640	24.2	7.4	1.44	NO		Colorless	
3	1615	6.68	637	24.2	6.3	1.47	NO		Colorless	
4										
5										

Sampling Device Information:

Sampling Device: Peristaltic Lot #: Time Sample Collected 1615

LD NOTES:

Florida Department of Environmental Protection
GROUNDWATER SAMPLING LOG

SITE NAME: Tomoka LF		SITE LOCATION:	
WELL NO: B 64	SAMPLE ID:		DATE: 10-28-03

PURGING DATA

WELL DIAMETER (in): 2	TOTAL WELL DEPTH (ft): 17.45	STATIC DEPTH TO WATER (ft): 2.09	WELL CAPACITY (gal/ft): .16

1 WELL VOLUME (gal) = (TOTAL WELL DEPTH – DEPTH TO WATER) X WELL CAPACITY =

= (–) X = 2.46

PURGE METHOD:	PURGE INITIATED AT: 1532	PURGE ENDED AT: 1542	TOTAL VOL PURGED (gal): 4.0

TIME	VOLUME PURGED (gal)	CUMUL VOLUME PURGED (gal)	PURGE RATE (gpm)	DEPTH TO WATER (ft)	pH	TEMP. (°C)	COND. (µmhos)	DISSOLVED OXYGEN (mg/L)	TURBIDITY (NTUs)	COLOR	ODOR
1537	2.5	2.5	.5	5.20	6.25	24.1	1612	0.51	10	yellow	ND
1540	0.8	3.4	.3	5.11	6.22	24.1	1646	0.46	5.7	↓	↓
1542	0.6	4.0	.3	5.14	6.25	24.1	1661	0.48	2.4	↓	↓

WELL CAPACITY (Gallons per Foot): 0.75" = 0.02; 1" = 0.04; 1.25" = 0.06; 2" = 0.16; 3" = 0.37; 4" = 0.65; 5" = 1.02; 6" = 1.47; 12" = 5.88

SAMPLING DATA

SAMPLED BY (PRINT) / AFFILIATION: BS/SC		SAMPLER(S) SIGNATURE(S):	
SAMPLING METHOD(S): Peristaltic		SAMPLING INITIATED AT: 1543	SAMPLING ENDED AT: 1549
FIELD DECONTAMINATION: (Y) N	FIELD-FILTERED: Y (N)		DUPLICATE: Y (N)

SAMPLE CONTAINER SPECIFICATION			SAMPLE PRESERVATION			INTENDED ANALYSIS AND/OR METHOD
NO.	MATERIAL CODE	VOLUME	PRESERVATIVE USED	TOTAL VOLUME ADDED IN FIELD (mL)	FINAL pH	

REMARKS:

MATERIAL CODES: AG = AMBER GLASS; CG = CLEAR GLASS; PE = POLYETHYLENE; O = OTHER (SPECIFY)

NOTE: The above do not constitute all of the information required by Chapter 62-160, F.A.C.

Florida Department of Environmental Protection
GROUNDWATER SAMPLING LOG

NAME: Tomdec	SITE LOCATION: B65	
WELL NO:	SAMPLE ID:	DATE: 10/28/03

PURGING DATA

WELL DIAMETER (in): 2"	TOTAL WELL DEPTH (ft): 17.45	STATIC DEPTH TO WATER (ft): 3.85	WELL CAPACITY (gal/ft):

WELL VOLUME (gal) = (TOTAL WELL DEPTH – DEPTH TO WATER) X WELL CAPACITY =

= (17.45 - 3.84) x .16 = 2.30

PURGE METHOD: peristaltic	PURGE INITIATED AT: 1025	PURGE ENDED AT:	TOTAL VOL. PURGED (gal):

TIME	VOLUME PURGED (gal)	CUMUL. VOLUME PURGED (gal)	PURGE RATE (gpm)	DEPTH TO WATER (ft)	pH	TEMP. (°C)	COND. (µmhos)	DISSOLVED OXYGEN (mg/L)	TURBIDITY (NTUs)	COLOR	ODOR
1030	2.5	2.5	.5	4.57	5.87	23.9	761	.74	.90	yellow	none
1034	2.0	4.5	.5	4.60	5.87	23.9	757	.31	.80	"	"
1038	2.0	6.5	.5	4.62	5.86	23.9	757	.64	.30	"	"

CAPACITY (Gallons per Foot): 0.75" = 0.02; 1" = 0.04; 1.25" = 0.06; 2" = 0.16; 3" = 0.37; 4" = 0.65; 5" = 1.02; 6" = 1.47; 12" = 5.88

SAMPLING DATA

SAMPLED BY (PRINT) / AFFILIATION: JL/BS	SAMPLER(S) SIGNATURE(S):	
SAMPLING METHOD(S):	SAMPLING INITIATED AT: 1039	SAMPLING ENDED AT:
FIELD DECONTAMINATION: (Y) N	FIELD-FILTERED: Y (N)	DUPLICATE: Y (N)

SAMPLE CONTAINER SPECIFICATION			SAMPLE PRESERVATION			INTENDED ANALYSIS AND/OR METHOD
NO.	MATERIAL CODE	VOLUME	PRESERVATIVE USED	TOTAL VOLUME ADDED IN FIELD (mL)	FINAL pH	

REMARKS:

MATERIAL CODES: AG = AMBER GLASS; CG = CLEAR GLASS; PE = POLYETHYLENE; O = OTHER (SPECIFY)

NOTE: The above do not constitute all of the information required by Chapter 62-160, F.A.C.

Florida Department of Environmental Protection
GROUNDWATER SAMPLING LOG

NAME: Tondu	SITE LOCATION:	
WELL NO: B 66	SAMPLE ID:	DATE: 10/30/03

PURGING DATA

WELL DIAMETER (in): 2"	TOTAL WELL DEPTH (ft): 17.30	STATIC DEPTH TO WATER (ft): 6.35	WELL CAPACITY (gal/ft):

1 WELL VOLUME (gal) = (TOTAL WELL DEPTH – DEPTH TO WATER) X WELL CAPACITY =

= (17.30 - 6.35) x .16 = 1.75

PURGE METHOD: peristaltic	PURGE INITIATED AT: 1314	PURGE ENDED AT: 1535	TOTAL VOL PURGED (gal):

TIME	VOLUME PURGED (gal)	CUMUL VOLUME PURGED (gal)	PURGE RATE (gpm)	DEPTH TO WATER (ft)	pH	TEMP. (°C)	COND. (µmhos)	DISSOLVED OXYGEN (mg/L)	TURBIDITY (NTUs)	COLOR	ODOR
1324	2.0	2.0	.2	7.21	6.68	25.4	386	1.60	6.58	none	yes
1327	.6	2.6	.2	7.21	6.61	25.3	368	1.58	6.01		
1330	.6	3.2	.2	7.21	6.56	25.2	363	1.44	8.05		

WELL CAPACITY (Gallons per Foot): 0.75" = 0.02; 1" = 0.04; 1.25" = 0.06; 2" = 0.16; 3" = 0.37; 4" = 0.65; 5" = 1.02; 6" = 1.47; 12" = 5.88

SAMPLING DATA

SAMPLED BY (PRINT) / AFFILIATION: DL	SAMPLER(S) SIGNATURE(S):	
SAMPLING METHOD(S):	SAMPLING INITIATED AT: 1321	SAMPLING ENDED AT: 1335
FIELD DECONTAMINATION: (Y) N	FIELD-FILTERED: Y (N)	DUPLICATE: Y (N)

SAMPLE CONTAINER SPECIFICATION			SAMPLE PRESERVATION			INTENDED ANALYSIS AND/OR METHOD
NO.	MATERIAL CODE	VOLUME	PRESERVATIVE USED	TOTAL VOLUME ADDED IN FIELD (mL)	FINAL pH	

REMARKS:

MATERIAL CODES: AG = AMBER GLASS; CG = CLEAR GLASS; PE = POLYETHYLENE; O = OTHER (SPECIFY)

NOTE: The above do not constitute all of the information required by Chapter 62-160, F.A.C.

Florida Department of Environmental Protection
GROUNDWATER SAMPLING LOG

SITE NAME: Tomoka LF	SITE LOCATION:	
WELL NO: B 68	SAMPLE ID:	DATE: 10-29-03

PURGING DATA

WELL DIAMETER (in): 2	TOTAL WELL DEPTH (ft): 35.9	STATIC DEPTH TO WATER (ft): 6.79	WELL CAPACITY (gal/ft): .16

1 WELL VOLUME (gal) = (TOTAL WELL DEPTH – DEPTH TO WATER) X WELL CAPACITY =

= (–) X = 4.66

PURGE METHOD: Peristaltic	PURGE INITIATED AT: 1347	PURGE ENDED AT: 1411	TOTAL VOL. PURGED (gal): 7.5

TIME	VOLUME PURGED (gal)	CUMUL. VOLUME PURGED (gal)	PURGE RATE (gpm)	DEPTH TO WATER (ft)	pH	TEMP. (°C)	COND. (µmhos)	DISSOLVED OXYGEN (mg/L)	TURBIDITY (NTUs)	COLOR	ODOR
1401	5	5	.36	10.50	5.74	24.6	608	0.70	7.6	yellow	ND
1406	1.25	6.25	.25	10.00	5.80	24.6	610	0.60	5.1	↓	↓
1411	1.25	7.50	"	9.82	5.80	24.6	610	0.54	4.2	↓	↓

WELL CAPACITY (Gallons per Foot): 0.75" = 0.02; 1" = 0.04; 1.25" = 0.06; 2" = 0.16; 3" = 0.37; 4" = 0.65; 5" = 1.02; 6" = 1.47; 12" = 5.88

SAMPLING DATA

SAMPLED BY (PRINT) / AFFILIATION: BS	SAMPLER(S) SIGNATURE(S):	
SAMPLING METHOD(S): Peristaltic	SAMPLING INITIATED AT: 1413	SAMPLING ENDED AT: 1420
FIELD DECONTAMINATION: (Y) N	FIELD-FILTERED: Y (N)	DUPLICATE: Y (N)

SAMPLE CONTAINER SPECIFICATION			SAMPLE PRESERVATION			INTENDED ANALYSIS AND/OR METHOD
NO.	MATERIAL CODE	VOLUME	PRESERVATIVE USED	TOTAL VOLUME ADDED IN FIELD (mL)	FINAL pH	

REMARKS:

MATERIAL CODES: AG = AMBER GLASS; CG = CLEAR GLASS; PE = POLYETHYLENE; O = OTHER (SPECIFY)

NOTE: The above do not constitute all of the information required by Chapter 62-160, F.A.C.

Florida Department of Environmental Protection
GROUNDWATER SAMPLING LOG

E: Tomoka LF	SITE LOCATION:	
LL NO: B70-1	SAMPLE ID:	DATE: 10-31-03

PURGING DATA

WELL DIAMETER (in): 2	TOTAL WELL DEPTH (ft): 38.55	STATIC DEPTH TO WATER (ft): 10.16	WELL CAPACITY (gal/ft): .16

1 WELL VOLUME (gal) = (TOTAL WELL DEPTH – DEPTH TO WATER) X WELL CAPACITY =

=(–)X = 4.54

PURGE METHOD: Peristaltic	PURGE INITIATED AT: 1118	PURGE ENDED AT: 1134	TOTAL VOL. PURGED (gal): 8.0

TIME	VOLUME PURGED (gal)	CUMUL. VOLUME PURGED (gal)	PURGE RATE (gpm)	DEPTH TO WATER (ft)	pH	TEMP. (°C)	COND. (µmhos)	DISSOLVED OXYGEN (mg/L)	TURBIDITY (NTUs)	COLOR	ODOR
1128	5	5	.5	10.95	5.93	23.3	141	0.99	2.9	none	ND
1131	1.5	6.5		10.95	5.90	23.2	143	0.52	2.0		
1134	1.5	8.0			5.86	23.3	145	0.54	1.8		

L CAPACITY (Gallons per Foot): 0.75" = 0.02; 1" = 0.04; 1.25" = 0.06; 2" = 0.16; 3" = 0.37; 4" = 0.65; 5" = 1.02; 6" = 1.47; 12" = 5.88

SAMPLING DATA

SAMPLED BY (PRINT) / AFFILIATION: BS	SAMPLER(S) SIGNATURE(S):	
SAMPLING METHOD(S): Peristaltic	SAMPLING INITIATED AT: 1136	SAMPLING ENDED AT: 1140
FIELD DECONTAMINATION: (Y) N	FIELD-FILTERED: Y (N)	DUPLICATE: Y (N)

SAMPLE CONTAINER SPECIFICATION			SAMPLE PRESERVATION			INTENDED ANALYSIS AND/OR METHOD
NO.	MATERIAL CODE	VOLUME	PRESERVATIVE USED	TOTAL VOLUME ADDED IN FIELD (mL)	FINAL pH	

REMARKS:

TERIAL CODES: AG = AMBER GLASS; CG = CLEAR GLASS; PE = POLYETHYLENE; O = OTHER (SPECIFY)

NOTE: The above do not constitute all of the information required by Chapter 62-160, F.A.C.

Florida Department of Environmental Protection
GROUNDWATER SAMPLING LOG

[redacted]E: Tomoka		SITE LOCATION:	
WELL NO: B-70-2 / DUP	SAMPLE ID:		DATE: 10/30/03

PURGING DATA

WELL DIAMETER (in): 2"	TOTAL WELL DEPTH (ft): 22.1	STATIC DEPTH TO WATER (ft): 10.25	WELL CAPACITY (gal/ft):

1 WELL VOLUME (gal) = (TOTAL WELL DEPTH – DEPTH TO WATER) X WELL CAPACITY =

= (22.1 - 10.25) x .16 = 1.89

PURGE METHOD: Peristaltic	PURGE INITIATED AT: 1119	PURGE ENDED AT:	TOTAL VOL. PURGED (gal):

TIME	VOLUME PURGED (gal)	CUMUL VOLUME PURGED (gal)	PURGE RATE (gpm)	DEPTH TO WATER (ft)	pH	TEMP. (°C)	COND. (µmhos)	DISSOLVED OXYGEN (mg/L)	TURBIDITY (NTUs)	COLOR	ODOR
1127	3.0	3.0	.375	11.5	5.34	25.2	138	.18	15.3	no	yes
1130	1.12	4.12	.375	11.5	5.35	25.1	125	.91	18.9		
1133	1.12	5.24	.375	11.6	5.33	25.0	128	.96	19.9		
1140									19.0		

[redacted] CAPACITY (Gallons per Foot): 0.75" = 0.02; 1" = 0.04; 1.25" = 0.06; 2" = 0.16; 3" = 0.37; 4" = 0.65; 5" = 1.02; 6" = 1.47; 12" = 5.88

SAMPLING DATA

SAMPLED BY (PRINT) / AFFILIATION	SAMPLER(S) SIGNATURE(S)	
SAMPLING METHOD(S):	SAMPLING INITIATED AT: 1134	SAMPLING ENDED AT: 1140
FIELD DECONTAMINATION: (Y) N	FIELD-FILTERED: Y (N)	DUPLICATE: (Y) N

SAMPLE CONTAINER SPECIFICATION			SAMPLE PRESERVATION			INTENDED ANALYSIS AND/OR METHOD
NO.	MATERIAL CODE	VOLUME	PRESERVATIVE USED	TOTAL VOLUME ADDED IN FIELD (mL)	FINAL pH	

REMARKS: took a turbidity reading at end of sampling = 19.0

[redacted]RIAL CODES: AG = AMBER GLASS; CG = CLEAR GLASS; PE = POLYETHYLENE; O = OTHER (SPECIFY)

NOTE: The above do not constitute all of the information required by Chapter 62-160, F.A.C.

Florida Department of Environmental Protection
GROUNDWATER SAMPLING LOG

SITE: Tomoka LF	SITE LOCATION:	
WELL NO: B71	SAMPLE ID:	DATE: 10-30-03

PURGING DATA

WELL DIAMETER (in): 2	TOTAL WELL DEPTH (ft): 21.4	STATIC DEPTH TO WATER (ft): 7.82	WELL CAPACITY (gal/ft): .16

1 WELL VOLUME (gal) = (TOTAL WELL DEPTH – DEPTH TO WATER) X WELL CAPACITY =

= (–) X = 2.17

PURGE METHOD: Peristaltic	PURGE INITIATED AT: 1300	PURGE ENDED AT:	TOTAL VOL PURGED (gal):

TIME	VOLUME PURGED (gal)	CUMUL VOLUME PURGED (gal)	PURGE RATE (gpm)	DEPTH TO WATER (ft)	pH	TEMP. (°C)	COND. (µmhos)	DISSOLVED OXYGEN (mg/L)	TURBIDITY (NTUs)	COLOR	ODOR
1306	2.4	2.4	.4	9.30	4.99	25.3	259	0.38	2.5	yellow	ND
1309	1.2	3.6	↓	9.35	4.97	25.4	258	0.27	5.0		
1311	.8	4.4	↓	9.36	4.95	25.4	256	0.22	2.5		

CAPACITY (Gallons per Foot): 0.75" = 0.02; 1" = 0.04; 1.25" = 0.06; 2" = 0.16; 3" = 0.37; 4" = 0.65; 5" = 1.02; 6" = 1.47; 12" = 5.88

SAMPLING DATA

SAMPLED BY (PRINT) / AFFILIATION: BS	SAMPLER(S) SIGNATURE(S):	
SAMPLING METHOD(S): Peristaltic	SAMPLING INITIATED AT: 1312	SAMPLING ENDED AT: 1316
FIELD DECONTAMINATION: (Y) N	FIELD-FILTERED: Y (N)	DUPLICATE: Y (N)

SAMPLE CONTAINER SPECIFICATION			SAMPLE PRESERVATION			INTENDED ANALYSIS AND/OR METHOD
NO.	MATERIAL CODE	VOLUME	PRESERVATIVE USED	TOTAL VOLUME ADDED IN FIELD (mL)	FINAL pH	

REMARKS:

MATERIAL CODES: AG = AMBER GLASS; CG = CLEAR GLASS; PE = POLYETHYLENE; O = OTHER (SPECIFY)

NOTE: The above do not constitute all of the information required by Chapter 62-160, F.A.C.

Florida Department of Environmental Protection
GROUNDWATER SAMPLING LOG

[redacted]: Tomoka LF	SITE LOCATION:	
WELL NO: B 72	SAMPLE ID:	DATE: 10-30-03

PURGING DATA

WELL DIAMETER (in): 2	TOTAL WELL DEPTH (ft): 21.8	STATIC DEPTH TO WATER (ft): 5.61	WELL CAPACITY (gal/ft): .16

1 WELL VOLUME (gal) = (TOTAL WELL DEPTH – DEPTH TO WATER) X WELL CAPACITY =

= (–)X = 2.59

PURGE METHOD: Peristaltic	PURGE INITIATED AT: 1328	PURGE ENDED AT: 1358	TOTAL VOL. PURGED (gal): 10

TIME	VOLUME PURGED (gal)	CUMUL. VOLUME PURGED (gal)	PURGE RATE (gpm)	DEPTH TO WATER (ft)	pH	TEMP. (°C)	COND. (µmhos)	DISSOLVED OXYGEN (mg/L)	TURBIDITY (NTUs)	COLOR	ODOR
1337	3	3	.33	9.02	5.88	25.4	328	0.18	20	brown	ND
1340	1	4		9.25	5.91	25.4	340	0.15	18		
1343	1	5		9.55	5.95	25.5	354	0.20	20		
1345	.66	5.66		9.64	5.96	25.5	364	0.13	24		
1347	.66	6.33		9.74	5.99	25.4	374	0.12	40		
1351	1.33	7.66		10.00	6.02	25.6	390	0.11	31		
1354	1.00	8.66		10.07	6.05	25.6	387	0.10	27		
1356	.66	9.33		10.12	6.06	25.5	389	0.11	22		
1358	.66	10.00		10.13	6.11	25.5	393	0.16	23		

[redacted] CAPACITY (Gallons per Foot): 0.75" = 0.02; 1" = 0.04; 1.25" = 0.06; 2" = 0.16; 3" = 0.37; 4" = 0.65; 5" = 1.02; 6" = 1.47; 12" = 5.88

SAMPLING DATA

SAMPLED BY (PRINT) / AFFILIATION: BS	SAMPLER(S) SIGNATURE(S):	
SAMPLING METHOD(S): Peristaltic	SAMPLING INITIATED AT: 1400	SAMPLING ENDED AT: 1404
FIELD DECONTAMINATION: (Y) N	FIELD-FILTERED: Y (N)	DUPLICATE: Y (N)

SAMPLE CONTAINER SPECIFICATION			SAMPLE PRESERVATION			INTENDED ANALYSIS AND/OR METHOD
NO.	MATERIAL CODE	VOLUME	PRESERVATIVE USED	TOTAL VOLUME ADDED IN FIELD (mL)	FINAL pH	

REMARKS:

[redacted]RIAL CODES: AG = AMBER GLASS; CG = CLEAR GLASS; PE = POLYETHYLENE; O = OTHER (SPECIFY)

NOTE: The above do not constitute all of the information required by Chapter 62-160, F.A.C.

Florida Department of Environmental Protection
GROUNDWATER SAMPLING LOG

SITE NAME: TOMOKA LF	SITE LOCATION:	
WELL NO: B 73-1	SAMPLE ID:	DATE: 10-28-03

PURGING DATA

WELL DIAMETER (in): 2	TOTAL WELL DEPTH (ft): 37.45	STATIC DEPTH TO WATER (ft): 5.85	WELL CAPACITY (gal/ft): .16

1 WELL VOLUME (gal) = (TOTAL WELL DEPTH – DEPTH TO WATER) X WELL CAPACITY =

= (–) X = 5.06

PURGE METHOD: Peristaltic	PURGE INITIATED AT: 1354	PURGE ENDED AT: 1409	TOTAL VOL. PURGED (gal): 11.25

TIME	VOLUME PURGED (gal)	CUMUL. VOLUME PURGED (gal)	PURGE RATE (gpm)	DEPTH TO WATER (ft)	pH	TEMP. (°C)	COND. (µmhos)	DISSOLVED OXYGEN (mg/L)	TURBIDITY (NTUs)	COLOR	ODOR
1402	6	6	.75	6.91	6.17	23.5	525	1.17	1.8	None	ND
1405	2.25	8.25		6.94	6.22	23.2	524	0.92	1.3		
1407	1.50	9.75			6.22	23.2	523	1.20	1.4		
1409	1.50	11.25		6.96	6.22	23.2	523	0.65	1.1		

WELL CAPACITY (Gallons per Foot): 0.75" = 0.02; 1" = 0.04; 1.25" = 0.06; 2" = 0.16; 3" = 0.37; 4" = 0.65; 5" = 1.02; 6" = 1.47; 12" = 5.88

SAMPLING DATA

SAMPLED BY (PRINT) / AFFILIATION: BS	SAMPLER(S) SIGNATURE(S):	
SAMPLING METHOD(S): Peristaltic	SAMPLING INITIATED AT: 1410	SAMPLING ENDED AT: 1415
FIELD DECONTAMINATION: (Y) N	FIELD-FILTERED: Y (N)	DUPLICATE: Y (N)

SAMPLE CONTAINER SPECIFICATION			SAMPLE PRESERVATION			INTENDED ANALYSIS AND/OR METHOD
NO.	MATERIAL CODE	VOLUME	PRESERVATIVE USED	TOTAL VOLUME ADDED IN FIELD (mL)	FINAL pH	

REMARKS:

MATERIAL CODES: AG = AMBER GLASS; CG = CLEAR GLASS; PE = POLYETHYLENE; O = OTHER (SPECIFY)

NOTE: The above do not constitute all of the information required by Chapter 62-160, F.A.C.

Florida Department of Environmental Protection
GROUNDWATER SAMPLING LOG

[redacted]ME: Tampa CF		SITE LOCATION: B73-2	
WELL NO: B73-2	SAMPLE ID:		DATE: 10/28/02

PURGING DATA

WELL DIAMETER (in): 2"	TOTAL WELL DEPTH (ft):	STATIC DEPTH TO WATER (ft): 5.11	WELL CAPACITY (gal/ft):

1 WELL VOLUME (gal) = (TOTAL WELL DEPTH – DEPTH TO WATER) X WELL CAPACITY =

= (20.00 - 5.11) x .16 = 2.38

PURGE METHOD: peristaltic	PURGE INITIATED AT: 1357	PURGE ENDED AT:	TOTAL VOL. PURGED (gal):

TIME	VOLUME PURGED (gal)	CUMUL. VOLUME PURGED (gal)	PURGE RATE (gpm)	DEPTH TO WATER (ft)	pH	TEMP. (°C)	COND. (µmhos)	DISSOLVED OXYGEN (mg/L)	TURBIDITY (NTUs)	COLOR	ODOR
1404	2.5	2.5	.35	10.96	6.08	24.9	395	.83	7.5	yellow	none
1407	1.05	3.55	.35	10.92	6.10	24.5	405	.95	6.3	"	"
1410	1.05	4.60	.35	10.93	6.13	24.8	422	.88	4.6	"	"

[redacted]LL CAPACITY (Gallons per Foot): 0.75" = 0.02; 1" = 0.04; 1.25" = 0.06; 2" = 0.16; 3" = 0.37; 4" = 0.65; 5" = 1.02; 6" = 1.47; 12" = 5.88

SAMPLING DATA

SAMPLED BY (PRINT) / AFFILIATION	SAMPLER(S) SIGNATURE(S)	
SAMPLING METHOD(S):	SAMPLING INITIATED AT: 1411	SAMPLING ENDED AT:
FIELD DECONTAMINATION: (Y) N	FIELD-FILTERED: Y (N)	DUPLICATE: Y (N)

SAMPLE CONTAINER SPECIFICATION			SAMPLE PRESERVATION			INTENDED ANALYSIS AND/OR METHOD
NO.	MATERIAL CODE	VOLUME	PRESERVATIVE USED	TOTAL VOLUME ADDED IN FIELD (mL)	FINAL pH	

REMARKS:

[redacted]ATERIAL CODES: AG = AMBER GLASS; CG = CLEAR GLASS; PE = POLYETHYLENE; O = OTHER (SPECIFY)

NOTE: The above do not constitute all of the information required by Chapter 62-160, F.A.C.

Florida Department of Environmental Protection
GROUNDWATER SAMPLING LOG

[redacted]E: Tomoka LF	SITE LOCATION:	
WELL NO: B 74	SAMPLE ID:	DATE: 10-30-03

PURGING DATA

WELL DIAMETER (in): 2	TOTAL WELL DEPTH (ft): 21.65	STATIC DEPTH TO WATER (ft): 4.99	WELL CAPACITY (gal/ft): .16

1 WELL VOLUME (gal) = (TOTAL WELL DEPTH – DEPTH TO WATER) X WELL CAPACITY =

=(–)X = 2.67

PURGE METHOD: Peristaltic	PURGE INITIATED AT: 1419	PURGE ENDED AT: 1454	TOTAL VOL PURGED (gal): 14.0

TIME	VOLUME PURGED (gal)	CUMUL VOLUME PURGED (gal)	PURGE RATE (gpm)	DEPTH TO WATER (ft)	pH	TEMP. (°C)	COND. (µmhos)	DISSOLVED OXYGEN (mg/L)	TURBIDITY (NTUs)	COLOR	ODOR
1429	4	4	.4	9.70	6.19	25.7	166	1.80	15	brown	NO
1433	1.6	5.6	↓		6.15	25.6	169	1.84	40	↓	↓
1437	1.6	7.2	↓	10.62	6.13	25.7	164	2.05	100	↓	↓
1441	1.6	8.8	↓	10.85	6.16	25.6	166	2.07	130	↓	↓
1446	2.0	10.8	↓	11.21	6.13	25.5	155	2.10	50	↓	↓
1450	1.6	12.4	↓	11.21	6.09	25.4	158	2.08	35	↓	↓
1454	1.6	14.0	↓		6.08	25.4	160	1.79	37	↓	↓

[redacted] CAPACITY (Gallons per Foot): 0.75" = 0.02; 1" = 0.04; 1.25" = 0.06; 2" = 0.16; 3" = 0.37; 4" = 0.65; 5" = 1.02; 6" = 1.47; 12" = 5.88

SAMPLING DATA

SAMPLED BY (PRINT) / AFFILIATION: BS	SAMPLER(S) SIGNATURE(S):	
SAMPLING METHOD(S): Peristaltic	SAMPLING INITIATED AT: 1455	SAMPLING ENDED AT: 1506
FIELD DECONTAMINATION: (Y) N	FIELD-FILTERED: Y (N)	DUPLICATE: Y (N)

SAMPLE CONTAINER SPECIFICATION			SAMPLE PRESERVATION			INTENDED ANALYSIS AND/OR METHOD
NO.	MATERIAL CODE	VOLUME	PRESERVATIVE USED	TOTAL VOLUME ADDED IN FIELD (mL)	FINAL pH	

REMARKS: Purged 5 volumes

[redacted]ERIAL CODES: AG = AMBER GLASS; CG = CLEAR GLASS; PE = POLYETHYLENE; O = OTHER (SPECIFY)

NOTE: The above do not constitute all of the information required by Chapter 62-160, F.A.C.

Florida Department of Environmental Protection
GROUNDWATER SAMPLING LOG

E Tomoka LF	SITE LOCATION:	
ELL NO: B 75	SAMPLE ID:	DATE: 10-30-03

PURGING DATA

ELL IAMETER (in): 2	TOTAL WELL DEPTH (ft): 20.65	STATIC DEPTH TO WATER (ft): 7.37	WELL CAPACITY (gal/ft): .16

WELL VOLUME (gal) = (TOTAL WELL DEPTH – DEPTH TO WATER) X WELL CAPACITY =

=(–)X = 2.13

URGE ETHOD: Peristaltic	PURGE INITIATED AT: 1524	PURGE ENDED AT:	TOTAL VOL. PURGED (gal):

TIME	VOLUME PURGED (gal)	CUMUL VOLUME PURGED (gal)	PURGE RATE (gpm)	DEPTH TO WATER (ft)	pH	TEMP. (°C)	COND. (µmhos)	DISSOLVED OXYGEN (mg/L)	TURBIDITY (NTUs)	COLOR	ODOR
542	4.5	4.5	.25	8.80	5.86	24.9	838	0.51	100	brown	ND
546	1.0	5.5		8.90	5.89	25.0	844	0.45	90		
551	1.25	6.75		8.91	5.89	25.3	853	0.50	60		
557	1.50	8.25		8.91	5.89	25.1	850	0.38	45		
602	1.25	9.50			5.89	24.9	849	0.45	45		
607	1.25	10.75			5.87	24.9	850	0.43	36		

CAPACITY (Gallons per Foot): 0.75" = 0.02; 1" = 0.04; 1.25" = 0.06; 2" = 0.16; 3" = 0.37; 4" = 0.65; 5" = 1.02; 6" = 1.47; 12" = 5.88

SAMPLING DATA

AMPLED BY (PRINT) / FFILIATION: BS	SAMPLER(S) SIGNATURE(S):	
AMPLING ETHOD(S): Peristaltic	SAMPLING INITIATED AT: 1609	SAMPLING ENDED AT: 1615
IELD DECONTAMINATION: (Y) N	FIELD-FILTERED: Y (N)	DUPLICATE: Y (N)

SAMPLE CONTAINER SPECIFICATION			SAMPLE PRESERVATION			INTENDED ANALYSIS AND/OR METHOD
NO.	MATERIAL CODE	VOLUME	PRESERVATIVE USED	TOTAL VOLUME ADDED IN FIELD (mL)	FINAL pH	

REMARKS: Purged 5 volumes
Post sampling turb = 32

RIAL CODES: AG = AMBER GLASS; CG = CLEAR GLASS; PE = POLYETHYLENE; O = OTHER (SPECIFY)

NOTE: The above do not constitute all of the information required by Chapter 62-160, F.A.C.

Florida Department of Environmental Protection
GROUNDWATER SAMPLING LOG

E: TOMOKA LF	SITE LOCATION:	
ELL NO: FA1B	SAMPLE ID:	DATE: 10-29-03

PURGING DATA

WELL DIAMETER (in): 4	TOTAL WELL DEPTH (ft): 100	STATIC DEPTH TO WATER (ft): 11.72	WELL CAPACITY (gal/ft): .65

1 WELL VOLUME (gal) = (TOTAL WELL DEPTH – DEPTH TO WATER) X WELL CAPACITY =

= (–) X =

PURGE METHOD: low purge peristaltic	PURGE INITIATED AT: 1010	PURGE ENDED AT:	TOTAL VOL. PURGED (gal):

TIME	VOLUME PURGED (gal)	CUMUL VOLUME PURGED (gal)	PURGE RATE (gpm)	DEPTH TO WATER (ft)	pH	TEMP. (°C)	COND. (µmhos)	DISSOLVED OXYGEN (mg/L)	TURBIDITY (NTUs)	COLOR	ODOR
1027	5	5	.3	12.11							
1030	.9	5.9		12.11	7.03	22.2	544	0.71	1.0	none	ND
1033	.9	6.8			7.04	22.2	544	0.75	1.0		
1036	.9	7.7			7.04	22.2	545	0.72	0.75		

L CAPACITY (Gallons per Foot): 0.75" = 0.02; 1" = 0.04; 1.25" = 0.06; 2" = 0.16; 3" = 0.37; 4" = 0.65; 5" = 1.02; 6" = 1.47; 12" = 5.88

SAMPLING DATA

SAMPLED BY (PRINT) / AFFILIATION: BS	SAMPLER(S) SIGNATURE(S):	
SAMPLING METHOD(S): Peristaltic	SAMPLING INITIATED AT: 1040	SAMPLING ENDED AT: 1045
FIELD DECONTAMINATION: (Y) N	FIELD-FILTERED: Y (N)	DUPLICATE: Y (N)

SAMPLE CONTAINER SPECIFICATION			SAMPLE PRESERVATION			INTENDED ANALYSIS AND/OR METHOD
NO.	MATERIAL CODE	VOLUME	PRESERVATIVE USED	TOTAL VOLUME ADDED IN FIELD (mL)	FINAL pH	

REMARKS: Sys. volume = 105' 3/16 i.d. tube x .00576 gal/ft. = 0.61 gals.
Intake at 95'. – well cap missing, cover broken –

TERIAL CODES: AG = AMBER GLASS; CG = CLEAR GLASS; PE = POLYETHYLENE; O = OTHER (SPECIFY)

NOTE: The above do not constitute all of the information required by Chapter 62-160, F.A.C.

Florida Department of Environmental Protection
GROUNDWATER SAMPLING LOG

E: Tomoka LF	SITE LOCATION:	
ELL NO: FA 2 C	SAMPLE ID:	DATE: 10-30-03

PURGING DATA

WELL DIAMETER (in): 2	TOTAL WELL DEPTH (ft): 96.3	STATIC DEPTH TO WATER (ft): 10.69	WELL CAPACITY (gal/ft):

1 WELL VOLUME (gal) = (TOTAL WELL DEPTH – DEPTH TO WATER) X WELL CAPACITY =

= (–) X =

PURGE METHOD: low purge Peristaltic	PURGE INITIATED AT: 1221	PURGE ENDED AT: 1236	TOTAL VOL PURGED (gal): 3.75

TIME	VOLUME PURGED (gal)	CUMUL VOLUME PURGED (gal)	PURGE RATE (gpm)	DEPTH TO WATER (ft)	pH	TEMP. (°C)	COND. (µmhos)	DISSOLVED OXYGEN (mg/L)	TURBIDITY (NTUs)	COLOR	ODOR
1230	2.25	2.25	.25	10.91	8.56	22.8	472	0.27	4.7	none	ND
1233	.75	3.00	↓		8.56	22.8	472	0.22	1.0		↓
1236	.75	3.75		↓	8.58	22.8	472	0.21	0.85	↓	

L CAPACITY (Gallons per Foot): 0.75" = 0.02; 1" = 0.04; 1.25" = 0.06; 2" = 0.16; 3" = 0.37; 4" = 0.65; 5" = 1.02; 6" = 1.47; 12" = 5.88

SAMPLING DATA

SAMPLED BY (PRINT) / AFFILIATION: BS	SAMPLER(S) SIGNATURE(S):	
SAMPLING METHOD(S): Peristaltic	SAMPLING INITIATED AT: 1237	SAMPLING ENDED AT: 1243
FIELD DECONTAMINATION: (Y) N	FIELD-FILTERED: Y (N)	DUPLICATE: Y (N)

SAMPLE CONTAINER SPECIFICATION			SAMPLE PRESERVATION			INTENDED ANALYSIS AND/OR METHOD
NO.	MATERIAL CODE	VOLUME	PRESERVATIVE USED	TOTAL VOLUME ADDED IN FIELD (mL)	FINAL pH	

REMARKS: Sys. vol. = 98' 3/16 I.D. tube x .00576 = .56 gal + .13 Flow cell = .69 gal.
Intake at 91' Head stable at 10.91 at 1226

ERIAL CODES: AG = AMBER GLASS; CG = CLEAR GLASS; PE = POLYETHYLENE; O = OTHER (SPECIFY)

NOTE: The above do not constitute all of the information required by Chapter 62-160, F.A.C.

Florida Department of Environmental Protection
GROUNDWATER SAMPLING LOG

SITE NAME: Tomoka LF	SITE LOCATION:	
WELL NO: MO 5B	SAMPLE ID:	DATE: 10-28-03

PURGING DATA

WELL DIAMETER (in): 2	TOTAL WELL DEPTH (ft): 35.30	STATIC DEPTH TO WATER (ft): 8.34	WELL CAPACITY (gal/ft): .16

1 WELL VOLUME (gal) = (TOTAL WELL DEPTH – DEPTH TO WATER) X WELL CAPACITY =

=(–)X = 4.31

PURGE METHOD: Peristaltic	PURGE INITIATED AT: 1231	PURGE ENDED AT: 1246	TOTAL VOL PURGED (gal): 7.5

TIME	VOLUME PURGED (gal)	CUMUL. VOLUME PURGED (gal)	PURGE RATE (gpm)	DEPTH TO WATER (ft)	pH	TEMP. (°C)	COND. (µmhos)	DISSOLVED OXYGEN (mg/L)	TURBIDITY (NTUs)	COLOR	ODOR
1240	4.5	4.5	.5	8.80	5.76	22.5	1147	0.63	0.60	yellow	ND
1243	1.5	6.0	↓	8.80	5.75	22.5	1144	0.55	0.45	↓	↓
1246	1.5	7.5	↓		5.75	22.5	1143	0.62	0.45	↓	↓

WELL CAPACITY (Gallons per Foot): 0.75" = 0.02; 1" = 0.04; 1.25" = 0.06; 2" = 0.16; 3" = 0.37; 4" = 0.65; 5" = 1.02; 6" = 1.47; 12" = 5.88

SAMPLING DATA

SAMPLED BY (PRINT) / AFFILIATION: BS/JL	SAMPLER(S) SIGNATURE(S):	
SAMPLING METHOD(S): Peristaltic	SAMPLING INITIATED AT: 1247	SAMPLING ENDED AT: 1249
FIELD DECONTAMINATION: (Y) N	FIELD-FILTERED: Y (N)	DUPLICATE: Y (N)

SAMPLE CONTAINER SPECIFICATION			SAMPLE PRESERVATION			INTENDED ANALYSIS AND/OR METHOD
NO.	MATERIAL CODE	VOLUME	PRESERVATIVE USED	TOTAL VOLUME ADDED IN FIELD (mL)	FINAL pH	

REMARKS:

MATERIAL CODES: AG = AMBER GLASS; CG = CLEAR GLASS; PE = POLYETHYLENE; O = OTHER (SPECIFY)

NOTE: The above do not constitute all of the information required by Chapter 62-160, F.A.C.

ELAB, INC. FIELD INFORMATION FORM

Submission #:

Name: Tomolla LF
Sample Location or ID: N. Leachate Pond
te & Time 10/29/03
Sequence No.:
nple Collector: TH
Client Name/ Address

ather Conditions:

oud Cover: [X] Sunny [ ] Partly Cloudy [ ] Cloudy
Temperature: 80
Rain: [X] No [ ] Yes
Wind Speed: 0
Wind Direction N W E S

mple Type:

Surface Waters: Taken from: [ ] Shore [ ] Boat [ ] Bridge [ ] Wading [ ] Other
tal Depth: [ ] Surface [ ] Mid-depth [ ] Bottom
e: [ ] Lake [ ] Stream [ ] River [ ] Other

Waste Waters Start Time Finish Time [ ] Composite [ ] Grab
Sampling Point: Volume mL per: [ ] Hr. [ ] 1/2 Hr. [ ]

Soils/ Sediment Sampling Point: Sample Depth [ ] Composite [ ] Grab
Drum Waste Type: Layers [ ] Yes [ ] No [ ] Composite [ ] Grab
Other Sampling Point: Sample Depth [ ] Composite [ ] Grab

Ground Waters: *See well and purging information below.*

ell Information:

ell Security: [ ] Lock
Construction Type: [ ] PVC [ ] Metal
ell Diameter: [ ] 2 [ ] 4 (in.)
tal Well Depth: (T.O.C.) (ft.)

Reference Elevation: ft. (MSL / NGVD)
Depth to Water (T.O.C.): ft.
Groundwater Elevation: * ft. (MSL / NGVD)
(* Reference Elevation - Depth to water = Groundwater Elevation)

rging Information: V = (total well depth -depth to water) x .17 for 2" well / (0.66 for 4 " well, 1.47 for 6" well)

ell Water Volume (V): (gal.)
nimum Volume to Purge (3 / 5): (gal.)
olume of Water to Remove: (gal.)
rging Device: Lot #:

Time Purge Began:
Purging Rate (gal./min.)
Time Purge Ended:
Total Volume Purge (gal.)

Reading	Time	pH	Cond nS	Temp °C	Turb. NTU	D.O. mg/L	Sheen / Sal.	Res. Chlor.	Color	Odor
1	1435	8.03	1780	25.0	14.6	7.32	No		Amber	
2										
3										
4										
5										

mpling Device Information:

mpling Device: Dipper Lot #: Time Sample Collected 1435

NOTES:

Florida Department of Environmental Protection
GROUNDWATER SAMPLING LOG

NAME: Tomoka LF	SITE LOCATION:	
WELL NO:	SAMPLE ID: EQ.	DATE: 10-28-03

PURGING DATA

WELL DIAMETER (in):	TOTAL WELL DEPTH (ft):	STATIC DEPTH TO WATER (ft):	WELL CAPACITY (gal/ft):

1 WELL VOLUME (gal) = (TOTAL WELL DEPTH – DEPTH TO WATER) X WELL CAPACITY =

= (–) X =

PURGE METHOD:	PURGE INITIATED AT:	PURGE ENDED AT:	TOTAL VOL PURGED (gal):

TIME	VOLUME PURGED (gal)	CUMUL VOLUME PURGED (gal)	PURGE RATE (gpm)	DEPTH TO WATER (ft)	pH	TEMP. (°C)	COND. (µmhos)	DISSOLVED OXYGEN (mg/L)	TURBIDITY (NTUs)	COLOR	ODOR

WELL CAPACITY (Gallons per Foot): 0.75" = 0.02; 1" = 0.04; 1.25" = 0.06; 2" = 0.16; 3" = 0.37; 4" = 0.65; 5" = 1.02; 6" = 1.47; 12" = 5.88

SAMPLING DATA

SAMPLED BY (PRINT) / AFFILIATION: BS	SAMPLER(S) SIGNATURE(S):	
SAMPLING METHOD(S): Peristaltic	SAMPLING INITIATED AT: 1024	SAMPLING ENDED AT: 1030
FIELD DECONTAMINATION: (Y) N	FIELD-FILTERED: Y (N)	DUPLICATE: Y (N)

SAMPLE CONTAINER SPECIFICATION			SAMPLE PRESERVATION			INTENDED ANALYSIS AND/OR METHOD
NO.	MATERIAL CODE	VOLUME	PRESERVATIVE USED	TOTAL VOLUME ADDED IN FIELD (mL)	FINAL pH	
1	PE	950 ml	none			Misc
1	PE	500	HNO_3		<2	Metals
1	PE	250	H_2SO_4		<2	Nutrients
3	CG	40	HCl		<2	8260
2	CG	40	none			8011

REMARKS:

MATERIAL CODES: AG = AMBER GLASS; CG = CLEAR GLASS; PE = POLYETHYLENE; O = OTHER (SPECIFY)

NOTE: The above do not constitute all of the information required by Chapter 62-[illegible], F.A.C.

Florida Department of Environmental Protection
GROUNDWATER SAMPLING LOG

SITE NAME: TOMOKA LF	SITE LOCATION:	
WELL NO:	SAMPLE ID: EQ.	DATE: 10-29-03

PURGING DATA

WELL DIAMETER (in):	TOTAL WELL DEPTH (ft):	STATIC DEPTH TO WATER (ft):	WELL CAPACITY (gal/ft):

1 WELL VOLUME (gal) = (TOTAL WELL DEPTH – DEPTH TO WATER) X WELL CAPACITY =

= (–) X =

PURGE METHOD:	PURGE INITIATED AT:	PURGE ENDED AT:	TOTAL VOL PURGED (gal):

TIME	VOLUME PURGED (gal)	CUMUL. VOLUME PURGED (gal)	PURGE RATE (gpm)	DEPTH TO WATER (ft)	pH	TEMP. (°C)	COND. (µmhos)	DISSOLVED OXYGEN (mg/L)	TURBIDITY (NTUs)	COLOR	ODOR

WELL CAPACITY (Gallons per Foot): 0.75" = 0.02; 1" = 0.04; 1.25" = 0.06; 2" = 0.16; 3" = 0.37; 4" = 0.65; 5" = 1.02; 6" = 1.47; 12" = 5.88

SAMPLING DATA

SAMPLED BY (PRINT) / AFFILIATION: BS	SAMPLER(S) SIGNATURE(S):	
SAMPLING METHOD(S): Peristaltic	SAMPLING INITIATED AT: 1205	SAMPLING ENDED AT: 1209
FIELD DECONTAMINATION: (Y) N	FIELD-FILTERED: Y (N)	DUPLICATE: Y (N)

SAMPLE CONTAINER SPECIFICATION			SAMPLE PRESERVATION			INTENDED ANALYSIS AND/OR METHOD
NO.	MATERIAL CODE	VOLUME	PRESERVATIVE USED	TOTAL VOLUME ADDED IN FIELD (mL)	FINAL pH	
1	PE	950 mL	none			misc
1	PE	500	HNO_3		<2	Metals
1	PE	250	H_2SO_4		<2	Nutrients
3	CG	40	HCl		<2	8260
2	CG	40	none			8011

REMARKS:

MATERIAL CODES: AG = AMBER GLASS; CG = CLEAR GLASS; PE = POLYETHYLENE; O = OTHER (SPECIFY)

NOTE: The above do not constitute all of the information required by Chapter 62-160, F.A.C.

Florida Department of Environmental Protection
GROUNDWATER SAMPLING LOG

E: Tomoka LF	SITE LOCATION:	
WELL NO:	SAMPLE ID: EQ	DATE: 10-30-03

PURGING DATA

WELL DIAMETER (in):	TOTAL WELL DEPTH (ft):	STATIC DEPTH TO WATER (ft):	WELL CAPACITY (gal/ft):

1 WELL VOLUME (gal) = (TOTAL WELL DEPTH – DEPTH TO WATER) X WELL CAPACITY =

= (–) X =

PURGE METHOD:	PURGE INITIATED AT:	PURGE ENDED AT:	TOTAL VOL. PURGED (gal):

TIME	VOLUME PURGED (gal)	CUMUL. VOLUME PURGED (gal)	PURGE RATE (gpm)	DEPTH TO WATER (ft)	pH	TEMP. (°C)	COND. (µmhos)	DISSOLVED OXYGEN (mg/L)	TURBIDITY (NTUs)	COLOR	ODOR

CAPACITY (Gallons per Foot): 0.75" = 0.02; 1" = 0.04; 1.25" = 0.06; 2" = 0.16; 3" = 0.37; 4" = 0.65; 5" = 1.02; 6" = 1.47; 12" = 5.88

SAMPLING DATA

SAMPLED BY (PRINT) / AFFILIATION: BS	SAMPLER(S) SIGNATURE(S):	
SAMPLING METHOD(S): Peristaltic	SAMPLING INITIATED AT: 1207	SAMPLING ENDED AT: 1212
FIELD DECONTAMINATION: (Y) N	FIELD-FILTERED: Y (N)	DUPLICATE: Y (N)

SAMPLE CONTAINER SPECIFICATION			SAMPLE PRESERVATION			INTENDED ANALYSIS AND/OR METHOD
NO.	MATERIAL CODE	VOLUME	PRESERVATIVE USED	TOTAL VOLUME ADDED IN FIELD (mL)	FINAL pH	
1	PE	950 ml	none			Misc.
1	PE	500	HNO_3		<2	Metals
1	PE	250	H_2SO_4		<2	Nutrients
3	CG	40	HCl		<2	8260
2	CG	40	none			8011

REMARKS:

MATERIAL CODES: AG = AMBER GLASS; CG = CLEAR GLASS; PE = POLYETHYLENE; O = OTHER (SPECIFY)

NOTE: The above do not constitute all of the information required by Chapter 62-160, F.A.C.

Florida Department of Environmental Protection
GROUNDWATER SAMPLING LOG

SITE NAME: Tomoka LF	SITE LOCATION:	
WELL NO:	SAMPLE ID: EQ	DATE: 10-31-03

PURGING DATA

WELL DIAMETER (in):	TOTAL WELL DEPTH (ft):	STATIC DEPTH TO WATER (ft):	WELL CAPACITY (gal/ft):

1 WELL VOLUME (gal) = (TOTAL WELL DEPTH – DEPTH TO WATER) X WELL CAPACITY =

= (–) X =

PURGE METHOD:	PURGE INITIATED AT:	PURGE ENDED AT:	TOTAL VOL. PURGED (gal):

TIME	VOLUME PURGED (gal)	CUMUL. VOLUME PURGED (gal)	PURGE RATE (gpm)	DEPTH TO WATER (ft)	pH	TEMP. (°C)	COND. (µmhos)	DISSOLVED OXYGEN (mg/L)	TURBIDITY (NTUs)	COLOR	ODOR

WELL CAPACITY (Gallons per Foot): 0.75" = 0.02; 1" = 0.04; 1.25" = 0.06; 2" = 0.16; 3" = 0.37; 4" = 0.66; 5" = 1.02; 6" = 1.47; 12" = 5.88

SAMPLING DATA

SAMPLED BY (PRINT) / AFFILIATION: BS	SAMPLER(S) SIGNATURE(S):	
SAMPLING METHOD(S): Peristaltic	SAMPLING INITIATED AT: 1146	SAMPLING ENDED AT: 1151
FIELD DECONTAMINATION: (Y) N	FIELD-FILTERED: Y (N)	DUPLICATE: Y (N)

SAMPLE CONTAINER SPECIFICATION			SAMPLE PRESERVATION			INTENDED ANALYSIS AND/OR METHOD
NO.	MATERIAL CODE	VOLUME	PRESERVATIVE USED	TOTAL VOLUME ADDED IN FIELD (mL)	FINAL pH	
1	PE	950 mL	none			Misc
1	PE	500	HNO_3		<2	Metals
1	PE	250	H_2SO_4		<2	Nutrients
3	CG	40	HCl		<2	8260
2	CG	40	none			8011

REMARKS:

MATERIAL CODES: AG = AMBER GLASS; CG = CLEAR GLASS; PE = POLYETHYLENE; O = OTHER (SPECIFY)

NOTE: The above do not constitute all of the information required by Chapter 62-160, F.A.C.

Field Calibration Sheet

Sampler: BS/JL

Date: 10-28-03

Submission #:

pH Calibration

Recheck Calibration Every 4 hours

TIME	Standard Value	Initial Cal.	Verification	TIME	Initial Cal.	Verification	Verification
835	4.00	4.00		1655		4.03	
	7.00						
840	10.00	10.00		1657		9.98	

Meter YSI

Serial # 2606

Conductivity Calibration

TIME	Standard Value	Initial Cal.	Verification	TIME	Initial Cal.	Verification	Verification
	DI Water						
	0.718						
	6.67						
	58.7						
	147						
830	1413	1413@25°C		1650		1408@25°C	
	12880						

Meter YSI

Serial # 2606

Turbidity Calibration

TIME	Standard Value	Intial Cal.	Verification	TIME	Initial Cal.	Verification	Verification
	DI Water						
830	1	1.00		1652		1.1	
	5						
"	10	10.00		1652		10	
	100						

Meter LaMotte

Serial # 4214-1703

Dissolved Oxygen Calibration

TIME	Standard Value	Initial Cal.	Verification	TIME	Initial Cal.	Verification	Verification
	0.00						
825	D.O	100%		1645		102.8%	
	Temp.						

Meter YSI

Serial # 2606

Projects Completed
1. Tomoka LF
2.
3.
4.
5.

* # Indicates begining of new project

v:/admin/letters/brentw/cal.xls

Field Calibration Sheet

Sampler: DL

Date: 10/28/03

Submission #: Zomiche

pH Calibration

Recheck Calibration Every 4 hours

TIME	Standard Value	Initial Cal.	Verification	TIME	Initial Cal.	Verification	Verification
850	4.00	3.55	4.00	1645	4.01		
	7.00						
850	10.00	10.01	10.00	1645	9.58		

Meter YSI

Serial #

Conductivity Calibration

TIME	Standard Value	Initial Cal.	Verification	TIME	Initial Cal.	Verification	Verification
	DI Water						
	0.718						
	6.67						
	58.7						
	147						
850	1413	1.413		1645	1.411		
	12880						

Meter YSI

Serial #

Turbidity Calibration

TIME	Standard Value	Intial Cal.	Verification	TIME	Initial Cal.	Verification	Verification
	DI Water						
850	1						
	5						
	10						
850	100						

Meter LaMotte ~~used~~ Shared w/ B-1 check his cal. sheet

Serial #

Dissolved Oxygen Calibration

TIME	Standard Value	Initial Cal.	Verification	TIME	Initial Cal.	Verification	Verification
	0.00						
850	D.O	100% @	20.01	1645	109.00		
	Temp.						

Meter YSI

Serial #

Projects Completed

1.
2.
3.
4.
5.

* # Indicates begining of new project

v:/admin/letters/brentw/cal.xls

Field Calibration Sheet

Sampler: BS

Date: 10-29-03

Submission #:

pH Calibration

Recheck Calibration Every 4 hours

TIME	Standard Value	Initial Cal.	Verification	TIME	Initial Cal.	Verification	Verification
850	4.00	4.00		1720		3.98	
	7.00						
855	10.00	10.00		"		10.05	

Meter YSI

Serial # 2606

Conductivity Calibration

TIME	Standard Value	Initial Cal.	Verification	TIME	Initial Cal.	Verification	Verification
	DI Water						
	0.718						
	6.67						
	58.7						
	147						
845	1413	1413 @ 25°C		1715		1411 @ 25°C	
	12880						

Meter YSI

Serial # 2606

Turbidity Calibration

TIME	Standard Value	Intial Cal.	Verification	TIME	Initial Cal.	Verification	Verification
	DI Water						
830	1	1.0		1710		1.1	
	5						
"	10	10.0		1710		10	
	100						

Meter LaMotte

Serial # 4214-1703

Dissolved Oxygen Calibration

TIME	Standard Value	Initial Cal.	Verification	TIME	Initial Cal.	Verification	Verification
	0.00						
840	D.O	100%		1700		100.4	
	Temp.						

Meter YSI

Serial # 2606

Projects Completed

1.
2.
3.
4.
5.

* # Indicates begining of new project

v:/admin/letters/brentw/cal.xls

Field Calibration Sheet

Sampler: TW

Date: 10/29/03

Submission #: Volusia County

pH Calibration

Recheck Calibration Every 4 hours

TIME	Standard Value	Initial Cal.	Verification	TIME	Initial Cal.	Verification	Verification
1106	4.00	4.0	Stand	1459	4.0	Stand	
	7.00						
	10.00						

Meter Horiba

Serial #

Conductivity Calibration

TIME	Standard Value	Initial Cal.	Verification	TIME	Initial Cal.	Verification	Verification
1106	DI Water	4.0	Stand	1459	4.0	Stand	
	0.718						
	6.67						
	58.7						
	147						
	1413						
	12880						

Meter Horiba

Serial #

Turbidity Calibration

TIME	Standard Value	Intial Cal.	Verification	TIME	Initial Cal.	Verification	Verification
	DI Water						
1059	1	.52	1.00	1501	1.23	1.00	
	5						
1100	10	9.58	10.00	1502	12.60	10.00	
	100						

Meter Lamotte

Serial # 2864-4801

Dissolved Oxygen Calibration

TIME	Standard Value	Initial Cal.	Verification	TIME	Initial Cal.	Verification	Verification
1106	0.00	4.0	Stand	1459	4.0	Stand	
	D.O						
	Temp.						

Meter Horiba

Serial #

Projects Completed

1. Tomoka LF
2.
3.
4.
5.

* # Indicates begining of new project

v:/admin/letters/brentw/cal.xls

Field Calibration Sheet

Sampler: JL

Date: 10/29/03

Submission #: Zonda

pH Calibration

Recheck Calibration Every 4 hours

TIME	Standard Value	Initial Cal.	Verification	TIME	Initial Cal.	Verification	Verification
850	4.00	3.99	4.00	1710	3.99		
	7.00						
850	10.00	10.06	10.00	1710	9.93		

Meter YSI

Serial # 02697

Conductivity Calibration

TIME	Standard Value	Initial Cal.	Verification	TIME	Initial Cal.	Verification	Verification
	DI Water						
	0.718						
	6.67						
	58.7						
	147						
850	1413	1.413		1710	1.418		
	12880						

Meter YSI

Serial # 02697

Turbidity Calibration

TIME	Standard Value	Intial Cal.	Verification	TIME	Initial Cal.	Verification	Verification
	DI Water						
850	1	1.00	1.00	1710	.99		
	5						
850	10	1.1	10	1710	1.02		
	100						

Meter LaMotte

Serial #

Dissolved Oxygen Calibration

TIME	Standard Value	Initial Cal.	Verification	TIME	Initial Cal.	Verification	Verification
	0.00						
850	D.O	100%	20.7	1710	98.9%	22.37	
	Temp.						

Meter YSI

Serial # 02697

Projects Completed

1.
2.
3.
4.
5.

* # Indicates begining of new project

v:/admin/letters/brentw/cal.xls

Field Calibration Sheet

Sampler: DL

Date: 10/30/03

Submission #: Tomah

pH Calibration

Recheck Calibration Every 4 hours

TIME	Standard Value	Initial Cal.	Verification	TIME	Initial Cal.	Verification	Verification
905	4.00	4.00	4.00	1630	4.01		
	7.00						
905	10.00	9.95	10.00	1630	9.99		

Meter YSI

Serial # 02697

Conductivity Calibration

TIME	Standard Value	Initial Cal.	Verification	TIME	Initial Cal.	Verification	Verification
	DI Water						
	0.718						
	6.67						
	58.7						
	147						
905	1413	1.413		1630	1.419		
	12880						

Meter YSI

Serial # 02697

Turbidity Calibration

TIME	Standard Value	Intial Cal.	Verification	TIME	Initial Cal.	Verification	Verification
	DI Water						
905	1	1.01	.99	1630	1.00		
	5						
905	10	9.97	10.01	1630	10.02		
	100						

Meter LaMotte

Serial #

Dissolved Oxygen Calibration

TIME	Standard Value	Initial Cal.	Verification	TIME	Initial Cal.	Verification	Verification
	0.00						
905	D.O	100% @	21.35	1630	100% @ 21.2		
	Temp.						

Meter YSI

Serial # 02697

Projects Completed

1.
2.
3.
4.
5.

* # indicates begining of new project

v:/admin/letters/brentw/cal.xls

Field Calibration Sheet

Sampler: BS

Date: 10-30-03

*Submission #:

pH Calibration

Recheck Calibration Every 4 hours

TIME	Standard Value	Initial Cal.	Verification	TIME	Initial Cal.	Verification	Verification
840	4.00	4.00		1730		4.01	
	7.00						
845	10.00	10.00		"		9.96	

Meter YSI

Serial # 2606

Conductivity Calibration

TIME	Standard Value	Initial Cal.	Verification	TIME	Initial Cal.	Verification	Verification
	DI Water						
	0.718						
	6.67						
	58.7						
	147						
835	1413	1413	25°C	1725		1420@	25°C
	12880						

Meter YSI

Serial # 2606

Turbidity Calibration

TIME	Standard Value	Intial Cal.	Verification	TIME	Initial Cal.	Verification	Verification
	DI Water						
815	1	1.00		1710		.95	
	5						
"	10	10.00		"		10	
	100						

Meter La Motte

Serial # 4214-1703

Dissolved Oxygen Calibration

TIME	Standard Value	Initial Cal.	Verification	TIME	Initial Cal.	Verification	Verification
	0.00						
830	D.O	100%		1720		101.3%	
	Temp.						

Meter YSI

Serial # 2606

Projects Completed

1. Tonoka LF
2.
3.
4.
5.

* # Indicates begining of new project

v:/admin/letters/brentw/cal.xls

Field Calibration Sheet

Sampler: BS

Date: 10-31-03

Submission #:

pH Calibration

Recheck Calibration Every 4 hours

TIME	Standard Value	Initial Cal.	Verification	TIME	Initial Cal.	Verification	Verification
915	4.00	4.00		1255		4.00	
	7.00						
"	10.00	10.00		1300		9.92	

Meter YSI

Serial # 2606

Conductivity Calibration

TIME	Standard Value	Initial Cal.	Verification	TIME	Initial Cal.	Verification	Verification
	DI Water						
	0.718						
	6.67						
	58.7						
	147						
900	1413	1413 @ 25°C		1250		1387 @ 25°C	
	12880						

Meter YSI

Serial # 2606

Turbidity Calibration

TIME	Standard Value	Initial Cal.	Verification	TIME	Initial Cal.	Verification	Verification
	DI Water						
850	1	1.00		1245		0.95	
	5						
"	10	10.00		"		10	
	100						

Meter LaMotte

Serial # 4214-1703

Dissolved Oxygen Calibration

TIME	Standard Value	Initial Cal.	Verification	TIME	Initial Cal.	Verification	Verification
	0.00						
845	D.O	100%		1245		102.7	
	Temp.						

Meter YSI

Serial # 2606

Projects Completed

1. Tomoka LF
2.
3.
4.
5.

* # Indicates begining of new project

v:/admin/letters/brentw/cal.xls

Monitor Well Water Level
Field Data

Landfill: TOMOKA ROAD
Date: 10/27/03
Measured By: TH

Data

Well No.	Depth to Water (ft.)TOC	Total Well Depth(ft.)TOC
B1B	6.62	20.48
B2	4.11	14.60
B 5B	4.00	25.70
B 8-1	11.94	15.55
B 8-2	6.31	33.40
B 11	4.61	16.55
B 32	2.42	31.30
B 33-1	7.60	39.60
B 33-2	5.75	Broken PVC
B 34-1	3.47	34.40
B 34-2	2.82	17.00
B 35-1	1.52	29.40
B 35-2	1.73	14.10
B 36	2.33	34.50
B 37-1	2.00	37.90
B 37-2	2.15	14.65
B 38-1	3.62	39.60
B 38-2	2.10	17.40
B 39	4.89	17.70
B 40-1	5.12	29.55
B 40-2	3.53	17.35
B 41-1	7.62	28.35
B 41-2	5.13	17.70
B 42-1	6.50	31.60
B 42-2	4.32	15.60

Approved by: [signature] Date: 10/28/03

Monitor Well Water Level
Field Data

Landfill: TOMOKA ROAD
Date: 10/27/03
Measured By: TH

Data

Well No.	Depth to Water (ft.)TOC	Total Well Depth(ft.)TOC
B 43-1	4.40	29.00
B 43-2	4.55	14.65
B 44	6.24	14.30
B 45-1	6.00	37.45
B 45-2	6.49	17.50
B 58-1	ABANDONED	—
B 58-2	ABANDONED	—
B 59-1	3.27	34.15
B 59-2	3.15	17.60
B 60	4.35	32.62
B 61	14.65	29.00
B 62-1	14.10	38.40
B 62-2	14.15	22.20
B 63-1	1.27	29.65
B 63-2	1.90	14.00
B 64	2.00	17.45
B 65	3.81	17.45
B 66	6.00	17.30
B 67	ABANDONED	—
B 68	6.73	35.90
FA-1B (4 inch)	11.49	100.00 + (4 inch)
FA-2C	10.46	96.32
MO-5B	8.61	20.10
B70-1	9.92	38.55
B70-2	9.88	22.10

Approved by: [signature] Date: 10/28/03

Monitor Well Water Level
Field Data

Landfill: TOMOKA ROAD
Date: 10/27/03
Measured By: TH

Data

Well No.	Depth to Water (ft.)TOC	Total Well Depth(ft.)TOC
B71	7.85	21.40
B72	5.70	21.80
B73-1	5.67	37.50
B73-2	5.03	20.00
B74	5.22	21.65
B75	7.00	20.65

Approved by: Date: 10/28/03

ELAB, INC. FIELD INFORMATION FORM

Submission #:

Name: Tomoka LF
Sample Location or ID: SW-1
Date & Time 10/29/03
Sequence No.:
Sample Collector: TH
Client Name/ Address

Weather Conditions

Cloud Cover: [X] Sunny [ ] Partly Cloudy [ ] Cloudy
Temperature: 85
Rain: [X] No [ ] Yes
Wind Speed: 0
Wind Direction N W E S

Sample Type:

Surface Waters: Taken from: [ ] Shore [ ] Boat [ ] Bridge [ ] Wading [ ] Other
[ ] Surface [ ] Mid-depth [ ] Bottom
Total Depth: ____
Type: [ ] Lake [ ] Stream [ ] River [ ] Other ____

Waste Waters Start Time ____ Finish Time ____ [ ] Composite [ ] Grab
Sampling Point: ____ Volume ____ mL per: [ ] Hr. [ ] 1/2 Hr. [ ] ____

Soils/ Sediment	Sampling Point:	Sample Depth	[ ] Composite	[ ] Grab
Drum Waste	Type:	Layers [ ] Yes [ ] No	[ ] Composite	[ ] Grab
Other ____	Sampling Point:	Sample Depth	[ ] Composite	[ ] Grab

Ground Waters: *See well and purging information below.*

Well Information:

Well Security: [ ] Lock
Well Construction Type: [ ] PVC [ ] Metal
Well Diameter: [ ] 2 [ ] 4 (in.)
Total Well Depth: (T.O.C.) ____ (ft.)

Reference Elevation: ____ ft. (MSL/NGVD)
Depth to Water (T.O.C.): ____ ft.
Groundwater Elevation: * ____ ft. (MSL/NGVD)
(* Reference Elevation - Depth to water = Groundwater Elevation)

Purging Information: V = (total well depth -depth to water) x .17 for 2" well / (0.66 for 4" well, 1.47 for 6" well)

Well Water Volume (V): ____ (gal.)
Minimum Volume to Purge (3 / 5): ____ (gal.)
Volume of Water to Remove: ____ (gal.)
Purging Device: ____ Lot #: ____

Time Purge Began: ____
Purging Rate (gal./min.) ____
Time Purge Ended: ____
Total Volume Purge (gal.) ____

Reading	Time	pH	Cond. uS	Temp. °C	Turb. NTU	D.O. mg/L	Sheen / Sal.	Res. Chlor.	Color	Odor
1	1400	7.72	71	26.1	2.50	8.57	NO		Colorless	
2										
3										
4										
5										

Sampling Device Information:

Sampling Device: Dipper Lot #: ____ Time Sample Collected 1400

NOTES:

* Toyota stuck for 1 hr - 10 min
Trying to get to SW-1 *

ELAB, INC. FIELD INFORMATION FORM

Submission #:

Name: Tonka LF
Sample Location or ID: Sw-2
e & Time 11/27/03
Sequence No.:
mple Collector: TH
Client Name/ Address

ather Conditions:

ud Cover: ☒ Sunny ☐ Partly Cloudy ☐ Cloudy
Temperature: 80
Rain: ☒ No ☐ Yes
Wind Speed: 0
Wind Direction N W E S

mple Type:

Surface Waters: Taken from: ☐ Shore ☐ Boat ☐ Bridge ☐ Wading ☐ Other
tal Depth: 3 ft ☐ Surface ☐ Mid-depth ☐ Bottom
e: ☐ Lake ☐ Stream ☐ River ☐ Other

Waste Waters Start Time Finish Time ☐ Composite ☐ Grab
Sampling Point: Volume mL per: ☐ Hr. ☐ 1/2 Hr. ☐

Soils/ Sediment	Sampling Point:	Sample Depth	☐ Composite	☐ Grab
Drum Waste	Type:	Layers ☐ Yes ☐ No	☐ Composite	☐ Grab
Other	Sampling Point:	Sample Depth	☐ Composite	☐ Grab

Ground Waters: *See well and purging information below.*

ll Information:

ll Security: ☐ Lock
s Construction Type: ☐ PVC ☐ Metal
ll Diameter: ☐ 2 ☐ 4 (in.
tal Well Depth: (T.O.C.) (ft.)

Reference Elevation: ft. (MSL / NGVD)
Depth to Water (T.O.C.): ft.
Groundwater Elevation: * ft. (MSL / NGVD)
(* Reference Elevation - Depth to water = Groundwater Elevation)

rging Information: V = (total well depth -depth to water) x .17 for 2" well / (0.66 for 4 " well, 1.47 for 6" well)

ll Water Volume (V): (gal.)
nimum Volume to Purge (3 / 5): (gal.)
lume of Water to Remove: (gal.)
rging Device: Lot #:

Time Purge Began:
Purging Rate (gal./min.)
Time Purge Ended:
Total Volume Purge (gal.)

Reading	Time	pH	Cond µS	Temp °C	Turb NTU	D.O. mg/L	Sheen / Sal	Res. Chlor	Color	Odor
1	1635	7.16	338	25.7	2.32	3.38	NO		yellow	
2										
3										
4										
5										

mpling Device Information:

mpling Device: Dipper Lot #: Time Sample Collected 1635

NOTES:

ELAB, INC. FIELD INFORMATION FORM

Submission #:

Name: Tomoka LF
Sample Location or ID: SW-3
e & Time 10/29/03
Sequence No.:
nple Collector: TH
Client Name/ Address

ather Conditions:

ud Cover: ☒ Sunny ☐ Partly Cloudy ☐ Cloudy
Temperature: 85
Rain: ☒ No ☐ Yes
Wind Speed: 0
Wind Direction N W E S

mple Type:

Surface Waters: Taken from: ☐ Shore ☐ Boat ☐ Bridge ☐ Wading ☐ Other
tal Depth: 2 ft ☐ Surface ☐ Mid-depth ☐ Bottom
e: ☐ Lake ☐ Stream ☐ River ☐ Other

Waste Waters: Start Time ____ Finish Time ____ ☐ Composite ☐ Grab
Sampling Point: ____ Volume ____ mL per: ☐ Hr. ☐ 1/2 Hr. ☐

Soils/ Sediment: Sampling Point: ____ Sample Depth ____ ☐ Composite ☐ Grab
Drum Waste: Type: ____ Layers ☐ Yes ☐ No ☐ Composite ☐ Grab
Other ____ Sampling Point: ____ Sample Depth ____ ☐ Composite ☐ Grab

Ground Waters: *See well and purging information below.*

ll Information:

ell Security: ☐ Lock
Construction Type: ☐ PVC ☐ Metal
ell Diameter: ☐ 2 ☐ 4 (in.)
tal Well Depth: (T.O.C.) ____ (ft.)

Reference Elevation: ____ ft. (MSL/NGVD)
Depth to Water (T.O.C.): ____ ft.
Groundwater Elevation: * ____ ft. (MSL/NGVD)
(* Reference Elevation - Depth to water = Groundwater Elevation)

rging Information:

V = (total well depth -depth to water) x .17 for 2" well / (0.66 for 4" well, 1.47 for 6" well)

ell Water Volume (V): ____ (gal.)
nimum Volume to Purge (3 / 5): ____ (gal.)
lume of Water to Remove: ____ (gal.)
rging Device: ____ Lot #: ____

Time Purge Began: ____
Purging Rate (gal./min.) ____
Time Purge Ended: ____
Total Volume Purge (gal.) ____

Reading	Time	pH	Cond. µS	Temp. °C	Turb. NTU	D.O. mg/L	Sheen / Sal	Res. Color	Color	Odor
1	1140	6.80	363	23.0	1.49	4.83	ND		Colorless	
2										
3										
4										
5										

mpling Device Information:

mpling Device: Dipper Lot #: ____ Time Sample Collected 1140

NOTES:

ELAB, INC. FIELD INFORMATION FORM

Submission #:

Name: Tomoka LF
Sample Location or ID: SW-4
Time: 10/24/03
Sequence No.:
Sample Collector: TH
Client Name/ Address

Other Conditions:

Cloud Cover: ☒ Sunny ☐ Partly Cloudy ☐ Cloudy
Temperature: 85
Rain: ☒ No ☐ Yes
Wind Speed: 0
Wind Direction: N W E S

Sample Types:

Surface Waters: Taken from: ☐ Shore ☐ Boat ☐ Bridge ☐ Wading ☐ Other
Total Depth: 25'
☐ Surface ☐ Mid-depth ☐ Bottom
Type: ☐ Lake ☐ Stream ☐ River ☐ Other

Waste Waters Start Time ____ Finish Time ____ ☐ Composite ☐ Grab
Sampling Point: ____ Volume ____ mL per: ☐ Hr. ☐ 1/2 Hr. ☐

Soils/ Sediment	Sampling Point:	Sample Depth	☐ Composite	☐ Grab
Drum Waste	Type:	Layers ☐ Yes ☐ No	☐ Composite	☐ Grab
Other	Sampling Point:	Sample Depth	☐ Composite	☐ Grab

Ground Waters: *See well and purging information below.*

Well Information:

Well Security: ☐ Lock
Well Construction Type: ☐ PVC ☐ Metal
Well Diameter: ☐ 2 ☐ 4 (in.)
Total Well Depth: (T.O.C.) ____ (ft.)

Reference Elevation: ____ ft. (MSL/NGVD)
Depth to Water (T.O.C.): ____ ft.
Groundwater Elevation: * ____ ft. (MSL/NGVD)
(* Reference Elevation - Depth to water = Groundwater Elevation)

Purging Information: V = (total well depth -depth to water) x .17 for 2" well / (0.66 for 4" well, 1.47 for 6" well)

Well Water Volume (V): ____ (gal.)
Minimum Volume to Purge (3 / 5): ____ (gal.)
Volume of Water to Remove: ____ (gal.)
Purging Device: ____ Lot #: ____

Time Purge Began: ____
Purging Rate (gal./min.) ____
Time Purge Ended: ____
Total Volume Purge (gal.) ____

Reading	Time	pH	Cond. µS	Temp. °C	Turb. NTU	D.O. mg/L	Sheen/ Sal.	Res. Chlor.	Color	Odor
1	1215	7.16	355	23.5	1.30	3.10	ND		Colorless	
2										
3										
4										
5										

Sampling Device Information:

Sampling Device: Dipper Lot #: ____ Time Sample Collected 1215

NOTES:

ELAB, INC. FIELD INFORMATION FORM

Submission #:

Name: Tonka LF
Sample Location or ID: SW-5/Dup
te & Time 10/27/03
Sequence No.:
mple Collector: TH
Client Name/ Address

ather Conditions:

oud Cover: ☒ Sunny ☐ Partly Cloudy ☐ Cloudy
Temperature: 58
Rain: ☒ No ☐ Yes
Wind Speed: 0
Wind Direction N W E S

mple Type:

Surface Waters: Taken from: ☐ Shore ☐ Boat ☐ Bridge ☐ Wading ☐ Other
tal Depth: 3ft ☐ Surface ☐ Mid-depth ☐ Bottom
e: ☐ Lake ☐ Stream ☐ River ☐ Other

Waste Waters Start Time Finish Time ☐ Composite ☐ Grab
Sampling Point: Volume mL per: ☐ Hr. ☐ 1/2 Hr. ☐

Soils/ Sediment	Sampling Point:	Sample Depth	☐ Composite	☐ Grab
Drum Waste	Type:	Layers ☐ Yes ☐ No	☐ Composite	☐ Grab
Other	Sampling Point:	Sample Depth	☐ Composite	☐ Grab

Ground Waters: *See well and purging information below.*

ll Information:

ecurity: ☐ Lock
Construction Type: ☐ PVC ☐ Metal
ell Diameter: ☐ 2 ☐ 4 (in.
tal Well Depth: (T.O.C.) (ft.)

Reference Elevation: ft. (MSL / NGVD)
Depth to Water (T.O.C.): ft.
Groundwater Elevation: * ft. (MSL / NGVD)
(* Reference Elevation - Depth to water = Groundwater Elevation)

rging Information: V = (total well depth -depth to water) x .17 for 2" well / (0.66 for 4 " well, 1.47 for 6" well)

ell Water Volume (V): (gal.)
inimum Volume to Purge (3 / 5): (gal.)
olume of Water to Remove: (gal.)
rging Device: Lot #:

Time Purge Began:
Purging Rate (gal./min.)
Time Purge Ended:
Total Volume Purge (gal.)

Reading	Time	pH	Cond µS	Temp °C	Turb NTU	D.O. mg/L	Sheen/ Sal	Res. Chlor	Color	Odor
1	1600	6.89	46.7	28.9	28.3	4.43	NO		Yellow	
2										
3										
4										
5										

mpling Device Information:

mpling Device: Dipper Lot #: Time Sample Collected 1600

NOTES:

EQ-1535

Project Name:
e & Time 10/29/03
ple Collector: TH

Sequence No.:
Client Name/ Address

ther Conditions:

ud Cover: ☑ Sunny ☐ Partly Cloudy ☐ Cloudy

Temperature: °

Rain: ☐ No ☐ Yes

Wind Speed:

Wind Direction N W E S

ple Type:

Surface Waters: Taken from: ☐ Shore ☐ Boat ☐ Bridge ☐ Wading ☐ Other

al Depth: ☐ Surface ☐ Mid-depth ☐ Bottom

e: ☐ Lake ☐ Stream ☐ River ☐ Other

Waste Waters Start Time Finish Time ☐ Composite ☐ Grab

Sampling Point: Volume mL per: ☐ Hr. ☐ 1/2 Hr. ☐

Soils/ Sediment Sampling Point: Sample Depth ☐ Composite ☐ Grab

Drum Waste Type: Layers ☐ Yes ☐ No ☐ Composite ☐ Grab

Other Sampling Point: Sample Depth ☐ Composite ☐ Grab

Ground Waters: *See well and purging information below.*

ll Information:

ell Security: ☐ Lock

sing Construction Type: ☐ PVC ☐ Metal

ell Diameter: ☐ 2 ☐ 4 (in.)

tal Well Depth: (T.O.C.) (ft.)

Reference Elevation: ft. (MSL / NGVD)

Depth to Water (T.O.C.): ft.

Groundwater Elevation: * ft. (MSL / NGVD)

(* Reference Elevation - Depth to water = Groundwater Elevation)

rgine Information: V = (total well depth -depth to water) x .17 for 2" well / (0.66 for 4" well, 1.47 for 6" well)

ater Volume (V): (gal.)

imum Volume to Purge (3 / 5): (gal.)

olume of Water to Remove: (gal.)

rging Device: Lot #:

Time Purge Began:

Purging Rate (gal./min.)

Time Purge Ended:

Total Volume Purge (gal.)

Reading	Time	pH	Cond. µS	Temp. °C	Turb. NTU	D.O. mg/L	Sheen / Sal	Res. Chlor.	Color	Odor
1										
2										
3										
4										
5										

ampling Device Information:

ampling Device: Lot #: Time Sample Collected

IELD NOTES:

SW9, SW4, SW10

Don't Exist Due

Excavation

ELAB, INC. FIELD INFORMATION FORM

Submission #:

Name: Tomahawk LF
Sample Location or ID: EQ - Blank
e & Time 10/27/03
Sequence No.:
ple Collector: TH
Client Name/ Address

Other Conditions:

ud Cover: ☒ Sunny ☐ Partly Cloudy ☐ Cloudy
Temperature: 80
Rain: ☒ No ☐ Yes
Wind Speed: 0
Wind Direction N W E S

Sample Type:

Surface Waters: Taken from: ☐ Shore ☐ Boat ☐ Bridge ☐ Wading ☐ Other
al Depth: ☐ Surface ☐ Mid-depth ☐ Bottom
e: ☐ Lake ☐ Stream ☐ River ☐ Other

Waste Waters: Start Time ____ Finish Time ____ ☐ Composite ☐ Grab
Sampling Point: ____ Volume ____ mL per: ☐ Hr. ☐ 1/2 Hr. ☐

Soils/ Sediment	Sampling Point:	Sample Depth	☐ Composite	☐ Grab
Drum Waste	Type:	Layers ☐ Yes ☐ No	☐ Composite	☐ Grab
Other	Sampling Point:	Sample Depth	☐ Composite	☐ Grab

Ground Waters: *See well and purging information below.*

Well Information:

curity: ☐ Lock
sing Construction Type: ☐ PVC ☐ Metal
ell Diameter: ☐ 2 ☐ 4 (in.
tal Well Depth: (T.O.C.) ____ (ft.)

Reference Elevation: ____ ft. (MSL / NGVD)
Depth to Water (T.O.C.): ____ ft.
Groundwater Elevation: * ____ ft. (MSL / NGVD)
(* Reference Elevation - Depth to water = Groundwater Elevation)

Purging Information: V = (total well depth -depth to water) x .17 for 2" well / (0.66 for 4 " well, 1.47 for 6" well)

ell Water Volume (V): ____ (gal.)
nimum Volume to Purge (3 / 5): ____ (gal.)
lume of Water to Remove: ____ (gal.)
rging Device: ____ Lot #: ____

Time Purge Began:
Purging Rate (gal./min.)
Time Purge Ended:
Total Volume Purge (gal.)

Reading	Time	pH	Cond. µS	Temp. °C	Turb. NTU	D.O. mg/L	Sheen/ Sal	Res. Chlor.	Color	Odor
1	1535									
2										
3										
4										
5										

EQ Blank

mpling Device Information:

mpling Device: Poured From Gallon Lot #: ____ Time Sample Collected 1535

NOTES: Container & Glass Amber Container in Field

Field Calibration Sheet

Sampler: JH

Date: 10/27/03

Submission #: Volusia County

pH Calibration

Recheck Calibration Every 4 hours

TIME	Standard Value	Initial Cal.	Verification	TIME	Initial Cal.	Verification	Verification
1524	4.00	4.0	Stand				
	7.00						
	10.00						

Meter Horiba

Serial #

Conductivity Calibration

TIME	Standard Value	Initial Cal.	Verification	TIME	Initial Cal.	Verification	Verification
1524	DI Water	4.0	Stand				
	0.718						
	6.67						
	58.7						
	147						
	1413						
	12880						

Meter Horiba

Serial #

Turbidity Calibration

TIME	Standard Value	Intial Cal.	Verification	TIME	Initial Cal.	Verification	Verification
	DI Water						
1521	1	1.12	1.00				
	5						
1522	10	10.37	10.00				
	100						

Meter Lamotte

Serial # 2844 - 4801

Dissolved Oxygen Calibration

TIME	Standard Value	Initial Cal.	Verification	TIME	Initial Cal.	Verification	Verification
1524	0.00	4.0	Stand				
	D.O						
	Temp.						

Meter Horiba

Serial #

Projects Completed

1. Tomoka SW
2.
3.
4.
5.

* # Indicates begining of new project

v:/admin/letters/brentw/cal.xls

INSTRUMENT (MAKE/MODEL#) YSI 556 MPS **INSTRUMENT #** 02697

PARAMETER: *[check only one]*

☐ TEMPERATURE ☐ CONDUCTIVITY ☐ SALINITY ☐ pH ☐ ORP

☐ TURBIDITY ☐ RESIDUAL CL ☒ DO ☐ OTHER _____

STANDARDS: *[Specify the type(s) of standards used for calibration, the origin of the standards, the standard values, and the date the standards were prepared or purchased]*

Standard A H_2O Saturated Air

Standard B _____

Standard C _____

DATE (yy/mm/dd)	TIME (hr:min)	STD (A, B, C)	STD VALUE	INSTRUMENT RESPONSE	% DEV	CALIBRATED (YES, NO)	TYPE (INIT, CONT)	SAMPLER INITIALS
12-10-03	900	A	100	96.8		Y	C	BS
12-11-03	730	A	100	102.9		Y	C	BS
12-11-03	1630	A	100	98.7		N	C	BS

INSTRUMENT (MAKE/MODEL#) YSI 556 MPS **INSTRUMENT #** 02697

PARAMETER: *[check only one]*

☐ TEMPERATURE ☐ CONDUCTIVITY ☐ SALINITY ☐ pH ☐ ORP

☐ TURBIDITY ☐ RESIDUAL CL ☑ DO ☐ OTHER _____

STANDARDS: *[Specify the type(s) of standards used for calibration, the origin of the standards, the standard values, and the date the standards were prepared or purchased]*

Standard A H_2O Saturated Air

Standard B _____

Standard C _____

DATE (yy/mm/dd)	TIME (hr:min)	STD (A, B, C)	STD VALUE	INSTRUMENT RESPONSE	% DEV	CALIBRATED (YES, NO)	TYPE (INIT, CONT)	SAMPLER INITIALS
11-17-03	630	A	100%	100%		Y	C	BS
11-17-03	1400	A	100%	101.3%		N	C	BS
11-17-03	1830	A	100%	100.2%		N	C	BS
11-18-03	625	A	100	99.8		N	C	BS
11-18-03	1450	A	100	95.2		N	C	BS
11-19-03	620	A	100	100.2		N	C	BS
11-19-03	1300	A	100	96.7		N	C	BS
11-19-03	1730	A	100	98.9		N	C	BS
11-20-03	625	A	100	98.6		N	C	BS
11-20-03	1440	A	100	99.2		N	C	BS
11-20-03	1750	A	100	99.5		N	C	BS
11-21-03	630	A	100	99.8		N	C	BS
11-21-03	1745	A	100	96.8		N	C	BS
11-24-03	630	A	100	99.7		N	C	BS
11-24-03	1730	A	100	98.6		N	C	BS
11-25-03	840	A	100	99.2		N	C	BS
12-1-03	855	A	100	100.0		N	C	BS
12-2-03	830	A	100	100.8		N	C	BS
12-3-03	830	A	100	100.7		N	C	BS
12-4-03	840	A	100	98.9		N	C	BS
12-5-03	1255	A	100	96.7		Y	C	HP
12-8-03	730	A	100	107.2		Y	C	BS
12-9-03	835	A	100	100.9		N	C	BS

FT 1000 General Field Testing and Measurement

INSTRUMENT (MAKE/MODEL#) La Motte **INSTRUMENT #** 4214-1703

PARAMETER: *[check only one]*

☐ TEMPERATURE ☐ CONDUCTIVITY ☐ SALINITY ☐ pH ☐ ORP

☑ TURBIDITY ☐ RESIDUAL CL ☐ DO ☐ OTHER _____

STANDARDS: *[Specify the type(s) of standards used for calibration, the origin of the standards, the standard values, and the date the standards were prepared or purchased]*

Standard A La Motte Amco Primary Std. 1.0 NTU

Standard B La Motte Amco Primary Std. 10 NTU

Standard C _____

DATE (yy/mm/dd)	TIME (hr:min)	STD (A, B, C)	STD VALUE	INSTRUMENT RESPONSE	% DEV	CALIBRATED (YES, NO)	TYPE (INIT, CONT)	SAMPLER INITIALS
12-8-03	745	A	1	1.0		N	C	BS
"	"	B	10	10		N	C	BS
12-9-03	830	A	1	1.0		N	C	BS
"	"	B	10	10		N	C	BS
12-10-03	920	A	1	1.0		N	C	BS
"	"	B	10	10.0		N	C	BS
12-11-03	750	A	1	1.0		N	C	BS
"	"	B	10	10.0		N	C	BS
"	1630	A	1.0	1.0		N	C	BS
"	"	B	9.9	9.9		N	C	BS

INSTRUMENT (MAKE/MODEL#) YSI 556 MPS **INSTRUMENT #** 02697

PARAMETER: *[check only one]*

☐ TEMPERATURE ☑ CONDUCTIVITY ☐ SALINITY ☐ pH ☐ ORP
☐ TURBIDITY ☐ RESIDUAL CL ☐ DO ☐ OTHER _____

STANDARDS: *[Specify the type(s) of standards used for calibration, the origin of the standards, the standard values, and the date the standards were prepared or purchased]*

Standard A 147 µs/cm lab std. (KFe 11-10-03)
Standard B 1413 µs/cm " " (KFe 11-10-03)
Standard C _____

DATE (yy/mm/dd)	TIME (hr:min)	STD (A, B, C)	STD VALUE	INSTRUMENT RESPONSE	% DEV	CALIBRATED (YES, NO)	TYPE (INIT, CONT)	SAMPLER INITIALS
11-24-03	640	A	147	149		Y	C	BS
"	"	B	1413	1349		N	C	BS
"	1740	A	147	148		N	C	BS
"	"	B	1413	1347		N	C	BS
11-25-03	815	A	147	147		N	C	BS
"	"	B	1413	1345		Y	C	BS
12-1-03	905	A	147	140		N	C	BS
	"	B	1413	1360		Y	C	BS
12-2-03	835	B	1413	1389		N	C	BS
12-3-03	845	A	147	150		N	C	BS
"	"	B	1413	1447		Y	C	BS
12-4-03	845	B	1413	1450		N	C	BS
12-5-03	1243	A	147	144		N	C	HP
"	"	B	1413	1456		Y	C	HP
12-8-03	740	A	147	142		N	C	BS
"	"	B	1413	1397		N	C	BS
12-9-03	840	B	1413	1404		N	C	BS
12-10-03	910	A	147	149		N	C	BS
"	"	B	1413	1389		N	C	BS
12-11-03	740	A	147	154		N	C	BS
	"	B	1413	1375		N	C	BS
	1635	A	147	148		N	C	BS
	"	B	1413	1385		N	C	BS

DEP-SOP-001/01
FT 1000 General Field Testing and Measurement

Page ___of____

INSTRUMENT (MAKE/MODEL#) YSI 556 MPS **INSTRUMENT #** 02697

PARAMETER: *[check only one]*

☐ TEMPERATURE ☑ CONDUCTIVITY ☐ SALINITY ☐ pH ☐ ORP

☐ TURBIDITY ☐ RESIDUAL CL ☐ DO ☐ OTHER _____

STANDARDS: *[Specify the type(s) of standards used for calibration, the origin of the standards, the standard values, and the date the standards were prepared or purchased]*

Standard A 147 µs/cm lab std. (KFE 11-10-03)

Standard B 1413 µs/cm " " (KFE 11-10-03)

Standard C _____

DATE (yy/mm/dd)	TIME (hr:min)	STD (A, B, C)	STD VALUE	INSTRUMENT RESPONSE	% DEV	CALIBRATED (YES, NO)	TYPE (INIT, CONT)	SAMPLER INITIALS
11-17-03	640	A	147	146		N	C	BS
"	"	B	1413	1405		Y	C	BS
"	1820	A	147	141		N	C	BS
"	"	B	1413	1416		N	C	BS
11-18-03	635	A	147	143		N	C	BS
"	"	B	1413	1418		N	C	BS
"	1450	A	147	159		N	C	BS
"	"	B	1413	1436		N	C	BS
11-19-03	630	A	147	141		N	C	BS
"		B	1413	1422		Y	C	BS
"	1215	A	147	145		N	C	BS
"	"	B	1413	1408		N	C	BS
"	1730	A	147	148		N	C	BS
"	"	B	1413	1418		N	C	BS
11-20-03	635	A	147	149		N	C	BS
"	"	B	1413	1382		Y	C	BS
"	1410	A	147	143		N	C	BS
"	"	B	1413	1391		N	C	BS
11-21-03	928	A	147	149		N	C	BS
"	"	B	1413	1384		N	C	BS
"	1800	A	147	146		N	C	BS
"	"	B	1413	1390		N	C	BS

DEP-SOP-001/01
FT 1000 General Field Testing and Measurement

Page ___of____

INSTRUMENT (MAKE/MODEL#) YSI 556 MPS **INSTRUMENT #** 02697

PARAMETER: *[check only one]*

☐ TEMPERATURE ☐ CONDUCTIVITY ☐ SALINITY ☑ pH ☐ ORP

☐ TURBIDITY ☐ RESIDUAL CL ☐ DO ☐ OTHER _____

STANDARDS: *[Specify the type(s) of standards used for calibration, the origin of the standards, the standard values, and the date the standards were prepared or purchased]*

Standard A ~~lab~~ pH 4 lab standard S1690

Standard B pH 10 " " S1691

Standard C _____

DATE (yy/mm/dd)	TIME (hr:min)	STD (A, B, C)	STD VALUE	INSTRUMENT RESPONSE	% DEV	CALIBRATED (YES, NO)	TYPE (INIT, CONT)	SAMPLER INITIALS
12-11-03	1640	A	4	4.02		N	C	BS
"	"	B	10	10.02		N	C	BS
12-12-03	940	A	4	4.02		N	C	BS
"	"	B	10	10.02		N	C	BS
"	1230	A	4	4.01		N	C	BS
"	"	B	10	10.00		N	C	BS

DEP-SOP-001/01 Page ___of____

FT 1000 General Field Testing and Measurement

INSTRUMENT (MAKE/MODEL#) YSI 556 MPS **INSTRUMENT #** 02697

PARAMETER: *[check only one]*

☐ TEMPERATURE ☐ CONDUCTIVITY ☐ SALINITY ☑ pH ☐ ORP

☐ TURBIDITY ☐ RESIDUAL CL ☐ DO ☐ OTHER _____

STANDARDS: *[Specify the type(s) of standards used for calibration, the origin of the standards, the standard values, and the date the standards were prepared or purchased]*

Standard A pH 4 lab standard S1690

Standard B pH 10 " " S1691

Standard C _____

DATE (yy/mm/dd)	TIME (hr:min)	STD (A, B, C)	STD VALUE	INSTRUMENT RESPONSE	% DEV	CALIBRATED (YES, NO)	TYPE (INIT, CONT)	SAMPLER INITIALS
11-24-03	1750	A	4	4.01		N	C	BS
"	"	B	10	10.01		N	C	BS
11-25-03	830	A	4	4.05		N	C	BS
"	"	B	10	10.03		N	C	BS
12-1-03	910	A	4	4.01		N	C	BS
"	"	B	10	10.01		N	C	BS
12-2-03	840	A	4	4.02		N	C	BS
"	"	B	10	10.00		N	C	BS
12-3-03	900	A	4	4.07		Y	C	BS
"	"	B	10	10.05		Y	C	BS
12-4-03	850	A	4	4.00		N	C	BS
"	"	B	10	10.01		N	C	BS
12-5-03	1252	A	4	4.05		Y	C	HP
"	"	B	10	9.97		Y	C	HP
12-8-03	745	A	4	4.03		N	C	BS
"	"	B	10	10.01		N	C	BS
12-9-03	845	A	4	4.03		N	C	BS
"	"	B	10	10.00		N	C	BS
12-10-03	915	A	4	4.03		N	C	BS
"	"	B	10	10.02		N	C	BS
12-11-03	745	A	4	4.01		N	C	BS
"	"	B	10	10.01		N	C	BS

INSTRUMENT (MAKE/MODEL#) YSI 556 MPS **INSTRUMENT #** 02697

PARAMETER: *[check only one]*

☐ TEMPERATURE ☐ CONDUCTIVITY ☐ SALINITY ☑ pH ☐ ORP

☐ TURBIDITY ☐ RESIDUAL CL ☐ DO ☐ OTHER _____

STANDARDS: *[Specify the type(s) of standards used for calibration, the origin of the standards, the standard values, and the date the standards were prepared or purchased]*

Standard A pH 4 lab standard S1690

Standard B pH 10 " " S1691

Standard C _____

DATE (yy/mm/dd)	TIME (hr:min)	STD (A, B, C)	STD VALUE	INSTRUMENT RESPONSE	% DEV	CALIBRATED (YES, NO)	TYPE (INIT, CONT)	SAMPLER INITIALS
11-17-03	640	A	4	4.02		N	C	BS
"	"	B	10	10.00		N	C	BS
"	1830	A	4	3.98		N	C	BS
"	"	B	10	10.03		N	C	BS
11-18-03	640	A	4	4.03		N	C	BS
"	"	B	10	10.02		N	C	BS
"	1450	A	4	4.10		N	C	BS
"	"	B	10	9.98		N	C	BS
11-19-03	635	A	4	4.05		Y	C	BS
"	"	B	10	10.00		N	C	BS
"	1750	A	4	4.01		N	C	BS
"	"	B	10	9.99		N	C	BS
11-20-03	645	A	4	4.02		N	C	BS
	"	B	10	10.00		N	C	BS
	1445	A	4	4.02		N	C	BS
	"	B	10	10.01		N	C	BS
11-21-03	935	A	4	4.03		N	C	BS
"	"	B	10	10.04		N	C	BS
"	1755	A	4	4.02		N	C	BS
11-21-03	"	B	10	10.03		N	C	BS
11-24-03	650	A	4	4.05		Y	C	BS
	"	B	10	9.99		Y	C	BS

DEP-SOP-001/01
FT 1000 General Field Testing and Measurement

Page ___ of ___

INSTRUMENT (MAKE/MODEL#) La Mo He **INSTRUMENT #** 0932-4298

PARAMETER: *[check only one]*

☐ TEMPERATURE ☐ CONDUCTIVITY ☐ SALINITY ☐ pH ☐ ORP

☑ TURBIDITY ☐ RESIDUAL CL ☐ DO ☐ OTHER _____

STANDARDS: *[Specify the type(s) of standards used for calibration, the origin of the standards, the standard values, and the date the standards were prepared or purchased]*

Standard A La Mo He Amco Primary Std. 1.0 NTU (8-26-03)

Standard B " " " 10 NTU (5/16/03

Standard C _____

DATE (yy/mm/dd)	TIME (hr:min)	STD (A, B, C)	STD VALUE	INSTRUMENT RESPONSE	% DEV	CALIBRATED (YES, NO)	TYPE (INIT, CONT)	SAMPLER INITIALS
11-17-03	1043	A	1	1.0		N	C	BS
"	"	B	10	10		N	C	BS
"	1400	A	1	0.95		N	C	BS
"	"	B	10	10		N	C	BS
11-18-03	600	A	1	0.95		Y	C	BS
"	"	B	10	9.8		Y	C	BS
"	1230	A	1	1.0		N	C	BS
"	"	B	10	10		N	C	BS
11-19-03	615	A	1	1.0		N	C	BS
"	"	B	10	11		Y	C	BS
"	1300	A	1	1		N	C	BS
"	"	B	10	10		N	C	BS
"	1730	A	1	1.0		N	C	BS
"	"	B	10	10		N	C	BS
11-20-03	650	A	1	1.1		Y	C	BS
"	"	B	10	10		N	C	BS
"	1220	A	1	1.0		N	C	BS
"	"	B	10	10		N	C	BS
11-21-03	936	A	1	1.00		N	C	BS
"	"	B	10	10		N	C	BS
"	1740	A	1	1.0		N	C	BS
"	"	B	10	10		N	C	BS

INSTRUMENT (MAKE/MODEL#) La Motte **INSTRUMENT #** 0932-4298

PARAMETER: *[check only one]*

☐ TEMPERATURE ☐ CONDUCTIVITY ☐ SALINITY ☐ pH ☐ ORP
☑ TURBIDITY ☐ RESIDUAL CL ☐ DO ☐ OTHER _____

STANDARDS: *[Specify the type(s) of standards used for calibration, the origin of the standards, the standard values, and the date the standards were prepared or purchased]*

Standard A La Motte Amco Primary Std. 1.0 NTU (8-26-03)
Standard B " " " " 10 NTU (5-16-03)
Standard C _____

DATE (yy/mm/dd)	TIME (hr:min)	STD (A, B, C)	STD VALUE	INSTRUMENT RESPONSE	% DEV	CALIBRATED (YES, NO)	TYPE (INIT, CONT)	SAMPLER INITIALS
11-24-03	655	A	1	1.1		Y	C	BS
"	"	B	10	10		N	C	BS
"	1730	A	1	1.02		N	C	BS
"	"	B	10	10		N	C	BS
12-1-03	910	A	1	1.00		N	C	BS
"	"	B	10	10.0		N	C	BS
12-2-03	830	A	1	0.95		N	C	BS
"	"	B	10	10		N	C	BS
12-3-03	830	A	1	1.1		Y	C	BS
"	"	B	10	10.0		N	C	BS
12-4-03	835	A	1	1.0		N	C	BS
"	"	B	10	10		N	C	BS
12-5-03	1250	A	1	1.0		N	C	JL
"	"	B	10	10		N	C	JL

NOVEMBER 2004
SEMI-ANNUAL GROUNDWATER MONITORING REPORT
TOMOKA FARMS ROAD LANDFILL
VOLUSIA COUNTY, FLORIDA

SCS ENGINEERS

Prepared for:

Volusia County
Department of Solid Waste
1990 Tomoka Farms Road
Daytona Beach, Florida 32114
(386) 947-2952

Prepared by:

SCS ENGINEERS
3012 U.S. Highway 301 North, Suite 700
Tampa, Florida 33619
(813) 621-0080
Florida Board of Professional Engineers
Certificate No. 00004892

File No. 09201053.03
February 18, 2005

TOMOKA FARMS ROAD LANDFILL
SEMI-ANNUAL ANALYTICAL REPORT
November, 2004

Prepared by:
Jeff Baylor
Project Manager
ELAB, Inc.
8 East Tower Circle
Ormond Beach, FL 32174
Phone: (386)-672-5668

Environmental Consultants

3012 U.S. Highway 301 North
Suite 700
Tampa, FL 33619-2242

813 621-0080
FAX 813 623-6757

SCS ENGINEERS

February 18, 2005
File No. 09201053.03

RECEIVED
MAR 01 2005
Central Dist.-DEP

Mr. Josef F. Grusauskas, Director
Volusia County Solid Waste
1990 Tomoka Farms Road
Daytona Beach, Florida 32114

Subject: November 2004, Tomoka Farms Road Landfill, Semi-Annual Monitoring, FDEP Permit Number SO64-291432

Dear Mr. Grusauskas:

SCS Engineers (SCS) has reviewed the Tomoka Farms Road Landfill Semi-Annual Analytical Report for groundwater, surface water, and leachate samples collected and analyzed by ELAB, Inc. (ELAB) in November 2004. The information reported by ELAB is consistent with previously reported monitoring data and the Florida Department of Environmental Protection (FDEP) Permit Number SO64-291432.

As indicated in the ELAB transmittal correspondence included in this report, groundwater from monitoring well B 36 was re-sampled on December 17th, 2004 due to unusually high results from the November 2004 sampling event. Additionally, surface water from locations SW-9 and SW-10 were not sampled due to ongoing construction activities at these locations. Monitoring wells B 58-1, B 58-2, B 59-1, B 59-2, and B 67 were abandoned during the expansion construction in 2003 and are no longer sampled.

Notable groundwater guidance exceedances include the following:

- B 36 exceeded the primary drinking water standards (PDWS) for vinyl chloride and benzene.
- B 37-1 exceeded the PDWS for benzene.
- B 37-2 exceeded the PDWS for vinyl chloride.
- B 41-1 exceeded the PDWS for benzene.
- B 43-1 exceeded the PDWS for benzene.
- B 45-1 exceeded the PDWS for benzene.
- B 62-1 exceeded the PDWS for benzene.

These exceedances were confirmed through resampling and the data is consistent with previous monitoring reports.

Groundwater elevation data for November 2004 also was provided by ELAB. Groundwater elevation contour maps for aquifer zone 1-2 and aquifer zone 4 were generated by SCS based on the groundwater elevation data provided by ELAB and are included as Figure 1 and Figure 2, respectively. The data generated during the November 2004 groundwater sampling event indicates that the groundwater flow direction in aquifer zone 1-2 flows to the north and northeast from a higher elevation area on the southwestern corner of the landfill (Figure 1). The data generated during the April 2004 groundwater sampling event indicate that the groundwater in aquifer zone 4 generally flows in a northeasterly direction across the site (Figure 2). These data are consistent with previous groundwater flow directions reported for the site. The figures are included in the Landfill Map section of the report.

Enclosed are three copies of the subject report for your use and submittal to the FDEP. Also included are the original laboratory sheets as required by the FDEP.

SCS appreciates the opportunity to provide environmental consulting services to Volusia County. Please contact us with any questions or comments regarding this correspondence.

Very truly yours,

K. Mark Tumlin

K. Mark Tumlin
Project Manager

Lee A. Powell, P.E.
Project Manager
SCS ENGINEERS

KMT/LAP:keg
Enclosures

cc: Susan Gaze - Volusia County Solid Waste

12/29/04

Ms. Susan Gaze
Volusia County Solid Waste Management
1990 Tomoka Farms Road
Daytona Beach, FL 32114

Re: Semi-annual Chemical Analyses Data
Tomoka Road Landfill – November 2004

Dear Ms. Gaze:

Submitted herein are the semi-annual chemical analyses data for monitor wells sampled at Tomoka Road Landfill on November 1st, 2nd, 3rd, 4th, 5th, and 8th as well as December 17th of 2004. The Elab workorder numbers for this sampling event are F04110016 and F04120557. The workorder F04120557 was a resample of the well B36 for the volatile compounds done on the request of Volusia County. B 35-1, B35-2, and B60 were not sampled due to the sites being flooded at time of sampling. SW-9 and SW-10 were not collected due to construction at the sites. No samples were taken from wells B 59-1 and B 59-2 since they are abandoned wells. Please note that the total well depth data for the groundwater wells is in the groundwater levels table in this report.

This submission contains all the analytical data performed on groundwater samples for the parameters specified in the permit issued by Florida Department of Environmental Protection (DEP). All the analyses were conducted in our laboratory at Ormond Beach, Florida.

We have reviewed the data and compared the results with the guidance concentrations published by Florida DEP. The monitor wells with results exceeding the guidance concentrations are identified and listed in a summary in this submission. Iron, sodium, pH, total dissolved solids (TDS), ammonia, sulfate, chloride, vinyl chloride, and benzene are the parameters found to be exceeding the guidance concentrations. There are no other unusual findings in this landfill.

If you have any questions or need further information on this report, please feel free to call us at (386) 672 - 5668.

Respectfully submitted,

Jeff Baylor
Project Manager

v:\letters\jeff\volusia\letter tomoka nov04.doc

Florida Department of Environmental Protection

Suite 232 3319 Maguire Boulevard Orlando, Florida 32803

GROUND WATER MONITORING REPORT

Rule 62-522.600 (11)

GENERAL INFORMATION

Facility Name Tomoka Farms Road Landfill

Address 1990 Tomoka Farms Road

City Daytona Beach Zip 32114 Country U.S.

Telephone Number (386) 947-2952

Facility WACS Number 64-00027540

DEP Permit Number S064-198377

Authorized Representative's Name Josef Grusauskas Title Director of Solid Waste

Address 123 West Indiana Avenue

City Deland Zip Country

Telephone Number (386) 943-7889

Type of Discharge Settling with surface water discharge to an unnamed wetlands

Method of Discharge Ditch pump

CERTIFICATION

I certify under penalty of law that I have personally examined and am familiar with the information submitted in this document and all attachments and that, based on my inquiry of those individuals immediately responsible for obtaining the information, I believe that the information is true, accurate, and complete. I am aware that there are significant penalties for submission false information including the possibilty of fine and imprisonment.

2/24/2005
Date

Owner or Authorized Representative's Signature

QUALITY ASSURANCE REQUIREMENTS

Sampling Organization Comp QAP # 860198

Analytical Lab Comp QAP #/ HRS Certification E83079

Lab Name ELAB Inc.

Address 8 East Tower Circle, Ormond Beach, Florida 32174

Phone Number (386) 672-5668

Tomoka Farms Road Landfill Semi-annual Chemical Analyses Data
November 2004

Table of Contents

Sample/Well Number	Elab No.	Sampling Dates	Page No.
List of Groundwater Guidance Exceedences			i -iii
List of Groundwater Levels			iv-v
Groundwaters and Leachate section:			
EQ Blank	F04110016-001	11/1/2004	1-3
B 40-1	F04110016-002	11/1/2004	4-6
B 40-1 DUP	F04110016-003	11/1/2004	7-9
B 40-2	F04110016-004	11/1/2004	10-12
B 65	F04110016-005	11/1/2004	13-15
B1B	F04110016-006	11/1/2004	16-18
B 42-1	F04110016-007	11/1/2004	19-21
B42-2	F04110016-008	11/1/2004	22-24
MO5B	F04110016-009	11/1/2004	25-27
B 70-1	F04110016-010	11/1/2004	28-30
B 70-2	F04110016-011	11/1/2004	31-33
EQ Blank	F04110016-012	11/2/2004	34-36
B 39	F04110016-013	11/2/2004	37-39
B 39 DUP	F04110016-014	11/2/2004	40-42
B 38-1	F04110016-015	11/2/2004	43-45
B 38-2	F04110016-016	11/2/2004	46-48
B 64	F04110016-017	11/2/2004	49-51
B 36	F04110016-018	11/2/2004	52-54
B5B	F04110016-019	11/2/2004	55-57
B 34-1	F04110016-020	11/2/2004	58-60
B 34-2	F04110016-021	11/2/2004	61-63
EQ Blank	F04110016-022	11/3/2004	64-66
B 41-1	F04110016-023	11/3/2004	67-69
B 41-1 DUP	F04110016-024	11/3/2004	70-72
B 41-2	F04110016-025	11/3/2004	73-75
B 63-1	F04110016-026	11/3/2004	76-78
B 63-2	F04110016-027	11/3/2004	79-81
B 37-1	F04110016-028	11/3/2004	82-84
B 37-2	F04110016-029	11/3/2004	85-87
B 8-1	F04110016-030	11/3/2004	88-90
B 8-2	F04110016-031	11/3/2004	91-93
B 68	F04110016-032	11/3/2004	94-96
B 66	F04110016-033	11/3/2004	97-99
B 62-1	F04110016-034	11/3/2004	100-102
B 62-2	F04110016-035	11/3/2004	103-105
B 61	F04110016-036	11/3/2004	106-108
EQ Blank	F04110016-037	11/4/2004	109-111
B 43-1	F04110016-038	11/4/2004	112-114
B 43-1 DUP	F04110016-039	11/4/2004	115-117
B 43-2	F04110016-040	11/4/2004	118-120
B 44	F04110016-041	11/4/2004	121-123
B 45-1	F04110016-042	11/4/2004	124-126

Tomoka Farms Road Landfill Semi-annual Chemical Analyses Data
November 2004

Table of Contents

Sample/Well Number	Elab No.	Sampling Dates	Page No.
B 45-2	F04110016-043	11/4/2004	127-129
B 33-1	F04110016-044	11/4/2004	130-132
B 33-2	F04110016-045	11/4/2004	133-135
B 32	F04110016-046	11/4/2004	136-138
Trip Blank	F04110016-047	11/4/2004	139-140
EQ Blank	F04110016-048	11/5/2004	141-143
FA2C	F04110016-049	11/5/2004	144-146
FA2C DUP	F04110016-050	11/5/2004	147-149
B 73-1	F04110016-051	11/5/2004	150-152
B 73-2	F04110016-052	11/5/2004	153-155
B 72	F04110016-053	11/5/2004	156-158
B 71	F04110016-054	11/5/2004	159-161
B 74A	F04110016-055	11/5/2004	162-164
B 75	F04110016-056	11/5/2004	165-167
B 2	F04110016-057	11/5/2004	168-170
B 11	F04110016-058	11/5/2004	171-173
FA1B	F04110016-059	11/5/2004	174-176
Trip Blank	F04110016-060	11/5/2004	177-178
EQ Blank	F04110016-061	11/8/2004	179-181
SW-2	F04110016-062	11/8/2004	182-184
SW-2 DUP	F04110016-063	11/8/2004	185-187
SW-4	F04110016-064	11/8/2004	188-190
SW-5	F04110016-065	11/8/2004	191-193
SW-3	F04110016-066	11/8/2004	194-196
SW-6	F04110016-067	11/8/2004	197-199
SW-1	F04110016-068	11/8/2004	200-202
Trip Blank	F04110016-069	11/8/2004	203-204
Leachate	F04110016-070	11/8/2004	205-207
Resample Event			
B 36	F04120557-001	12/17/2004	1-2
EQ Blank	F04120557-002	12/17/2004	3-4

Map of Tomoka Farms Road Landfill

Chain of Custodies

Field Data Sheets

Tomoka Farms Road Landfill
Semi-annual Groundwater Guidance Exceedences
Sampling Date: November, 2004

Sample/ Well Number		Elab No.	Compounds	Results	MCL*	Reporting Limits	Units
B 1B		F04110016-006	IRON	23000	300	100	ug/L
B 1B		F04110016-006	pH	5.82	6.5-8.5	----	units
B 1B		F04110016-006	AMMONIA	13	2.8	0.050	mg/L
B 1B		F04110016-006	TDS	830	500	5.0	mg/L
B 2		F04110016-057	AMMONIA	6.1	2.8	0.1	mg/L
B 2		F04110016-057	Sulfate	840	250	1	mg/L
B 2		F04110016-057	TDS	2000	500	5.0	mg/L
B 5B		F04110016-019	IRON	16000	300	100	ug/L
B 5B		F04110016-019	pH	5.96	6.5-8.5	----	units
B 5B		F04110016-019	TDS	550	500	5.0	mg/L
B 8-1		F04110016-030	pH	6.14	6.5-8.5	----	units
B 8-1		F04110016-030	AMMONIA	3.0	2.8	0.02	mg/L
B 8-2		F04110016-031	IRON	13000	300	100	ug/L
B 8-2		F04110016-031	pH	5.39	6.5-8.5	----	units
B 11		F04110016-058	IRON	6200	300	100	ug/L
B 11		F04110016-058	pH	5.41	6.5-8.5	----	units
B 32		F04110016-046	IRON	3300	300	100	ug/L
B 33-1		F04110016-044	IRON	7200	300	100	ug/L
B 33-1		F04110016-044	pH	5.59	6.5-8.5	----	units
B 33-2		F04110016-045	pH	6.19	6.5-8.5	----	units
B 33-2		F04110016-045	CHLORIDE	580	250	1.0	mg/L
B 33-2		F04110016-045	AMMONIA	6.7	2.8	0.02	mg/L
B 33-2		F04110016-045	TDS	2000	500	5	mg/L
B 33-2		F04110016-045	IRON	30000	300	40	ug/L
B 33-2		F04110016-045	SODIUM	440000	160000	1000	ug/L
B 34-1		F04110016-020	IRON	13000	300	100	ug/L
B 34-1		F04110016-020	pH	6.44	6.5-8.5	----	units
B 34-2		F04110016-021	IRON	5500	300	40	ug/L
B 34-2		F04110016-021	TDS	560	500	5	mg/L
B 36		F04110016-018	IRON	4800	300	100	ug/L
B 36		F04110016-018	VINYL CHLORIDE	250	1.0	1.0	ug/L
B 36		F04110016-018	BENZENE	1.7	1.0	1.0	ug/L
B 36		F04110016-018	TDS	1100	500	5.0	mg/L
B 36		F04110016-018	pH	5.64	6.5-8.5	----	units
B 36		F04120557-001	VINYL CHLORIDE	16	1.0	1.0	ug/L
B 36		F04120557-001	BENZENE	2.0	1.0	1.0	ug/L
B 37-1		F04110016-028	IRON	32000	300	100	ug/L
B 37-1		F04110016-028	SODIUM	180000	160000	1000	ug/L
B 37-1		F04110016-028	BENZENE	12	1.0	1.0	ug/L
B 37-1		F04110016-028	TDS	1500	500	5.0	mg/L
B 37-1		F04110016-028	pH	6.45	6.5-8.5	----	units
B 37-2		F04110016-029	IRON	12000	300	100	ug/L
B 37-2		F04110016-029	pH	6.40	6.5-8.5	----	units
B 37-2		F04110016-029	VINYL CHLORIDE	72	1.0	1.0	ug/L
B 38-1		F04110016-015	IRON	15000	300	100	ug/L
B 38-1		F04110016-015	pH	4.81	6.5-8.5	----	units
B 38-2		F04110016-016	IRON	12000	300	100	ug/L
B 38-2		F04110016-016	pH	5.61	6.5-8.5	----	units
B 39		F04110016-013	IRON	10000	300	100	ug/L
B 39		F04110016-013	pH	4.07	6.5-8.5	----	units
B 39	DUP	F04110016-014	IRON	10000	300	100	ug/L
B 39	DUP	F04110016-014	pH	4.07	6.5-8.5	----	units

*Based on "Ground Water Guidance Concentrations", Florida DEP, Division of Water Facilities, June, 1994

Tomoka Farms Road Landfill
Semi-annual Groundwater Guidance Exceedences
Sampling Date: November, 2004

Sample/ Well Number		Elab No.	Compounds	Results	MCL*	Reporting Limits	Units
B 40-1		F04110016-002	IRON	10000	300	100	ug/L
B 40-1		F04110016-002	pH	4.90	6.5-8.5	----	units
B 40-1	DUP	F04110016-003	IRON	11000	300	100	ug/L
B 40-1	DUP	F04110016-003	pH	4.90	6.5-8.5	----	units
B 40-2		F04110016-004	IRON	2600	300	100	ug/L
B 40-2		F04110016-004	pH	5.84	6.5-8.5	----	units
B 41-1		F04110016-023	IRON	23000	300	100	ug/L
B 41-1		F04110016-023	BENZENE	1.4	1.0	1.0	ug/L
B 41-1		F04110016-023	TDS	1200	500	5.0	mg/L
B 41-1		F04110016-023	AMMONIA	43	2.8	0.050	mg/L
B 41-1		F04110016-023	pH	5.90	6.5-8.5	----	units
B 41-1		F04110016-023	SODIUM	170000	160000	1000	ug/L
B 41-1	DUP	F04110016-023	IRON	24000	300	100	ug/L
B 41-1	DUP	F04110016-023	BENZENE	1.5	1.0	1.0	ug/L
B 41-1	DUP	F04110016-023	TDS	1200	500	5.0	mg/L
B 41-1	DUP	F04110016-023	AMMONIA	44	2.8	0.050	mg/L
B 41-1	DUP	F04110016-023	pH	5.90	6.5-8.5	----	units
B 41-1	DUP	F04110016-023	SODIUM	170000	160000	1000	ug/L
B 41-2		F04110016-025	IRON	3700	300	100	ug/L
B 41-2		F04110016-025	TDS	810	500	5.0	mg/L
B 41-2		F04110016-025	pH	6.38	6.5-8.5	----	units
B 42-1		F04110016-007	IRON	26000	300	100	ug/L
B 42-1		F04110016-007	TDS	1100	500	5.0	mg/L
B 42-1		F04110016-007	pH	5.36	6.5-8.5	----	units
B 42-1		F04110016-007	Sulfate	390	250	0.5	mg/L
B 42-2		F04110016-008	IRON	3500	300	100	ug/L
B 42-2		F04110016-008	pH	5.95	6.5-8.5	----	units
B 43-1		F04110016-038	IRON	32000	300	100	ug/L
B 43-1		F04110016-038	BENZENE	6.5	1.0	1.0	ug/L
B 43-1		F04110016-038	AMMONIA	8.4	2.8	0.050	mg/L
B 43-1		F04110016-038	TDS	540	500	5.0	mg/L
B 43-1		F04110016-038	pH	5.90	6.5-8.5	----	units
B 43-1	DUP	F04110016-039	IRON	32000	300	100	ug/L
B 43-1	DUP	F04110016-039	BENZENE	6.5	1.0	1.0	ug/L
B 43-1	DUP	F04110016-039	AMMONIA	8.6	2.8	0.050	mg/L
B 43-1	DUP	F04110016-039	TDS	540	500	5.0	mg/L
B 43-1	DUP	F04110016-039	pH	5.90	6.5-8.5	----	units
B 43-2		F04110016-040	IRON	5400	300	100	ug/L
B 43-2		F04110016-040	pH	6.29	6.5-8.5	----	units
B 44		F04110016-041	IRON	15000	300	100	ug/L
B 44		F04110016-041	pH	5.25	6.5-8.5	----	units
B 45-1		F04110016-042	IRON	56000	300	100	ug/L
B 45-1		F04110016-042	BENZENE	9.0	1.0	1.0	ug/L
B 45-1		F04110016-042	CHLORIDE	260	250	1.0	mg/L
B 45-1		F04110016-042	TDS	1200	500	5.0	mg/L
B 45-1		F04110016-042	pH	5.17	6.5-8.5	----	units
B 45-1		F04110016-042	SODIUM	270000	160000	1000	ug/L
B 45-2		F04110016-043	IRON	17000	300	100	ug/L
B 45-2		F04110016-043	pH	5.56	6.5-8.5	----	units
B 61		F04110016-036	AMMONIA	30	2.8	0.050	mg/L

*Based on "Ground Water Guidance Concentrations", Florida DEP, Division of Water Facilities, June, 1994

Tomoka Farms Road Landfill
Semi-annual Groundwater Guidance Exceedences
Sampling Date: November, 2004

Sample/ Well Number	Elab No.	Compounds	Results	MCL*	Reporting Limits	Units
B 61	F04110016-036	TDS	960	500	5.0	mg/L
B 61	F04110016-036	IRON	14000	300	100	ug/L
B 62-1	F04110016-034	pH	6.36	6.5-8.5	----	units
B 62-1	F04110016-034	CHLORIDE	470	250	1.0	mg/L
B 62-1	F04110016-034	AMMONIA	99	2.8	0.050	mg/L
B 62-1	F04110016-034	TDS	2000	500	5.0	mg/L
B 62-1	F04110016-034	IRON	50000	300	100	ug/L
B 62-1	F04110016-034	SODIUM	370000	160000	1000	ug/L
B 62-1	F04110016-034	BENZENE	2.0	1.0	1.0	ug/L
B 62-2	F04110016-035	pH	6.37	6.5-8.5	----	units
B 62-2	F04110016-035	AMMONIA	68	2.8	0.050	mg/L
B 62-2	F04110016-035	TDS	1300	500	5.0	mg/L
B 62-2	F04110016-035	SODIUM	170000	160000	1000	ug/L
B 62-2	F04110016-035	IRON	35000	300	100	ug/L
B 63-1	F04110016-026	IRON	3400	300	100	ug/L
B 63-1	F04110016-026	pH	6.41	6.5-8.5	----	units
B 63-2	F04110016-027	IRON	5000	300	100	ug/L
B 64	F04110016-017	IRON	57000	300	100	ug/L
B 64	F04110016-017	TDS	1000	500	5.0	mg/L
B 64	F04110016-017	pH	5.72	6.5-8.5	----	units
B 65	F04110016-005	IRON	2100	300	100	ug/L
B 65	F04110016-005	TDS	590	500	5.0	mg/L
B 65	F04110016-005	pH	5.70	6.5-8.5	----	units
B 68	F04110016-032	IRON	23000	300	100	ug/L
B 68	F04110016-032	AMMONIA	4.5	2.8	0.050	mg/L
B 68	F04110016-032	pH	5.90	6.5-8.5	----	units
B 70-1	F04110016-010	IRON	2600	300	100	ug/L
B 70-1	F04110016-010	pH	5.99	6.5-8.5	----	units
B 70-2	F04110016-011	IRON	9300	300	100	ug/L
B 70-2	F04110016-011	pH	5.25	6.5-8.5	----	units
B 71	F04110016-054	IRON	18000	300	100	ug/L
B 71	F04110016-054	pH	5.86	6.5-8.5	----	units
B 72	F04110016-053	IRON	6500	300	100	ug/L
B 73-1	F04110016-051	IRON	11000	300	100	ug/L
B 73-2	F04110016-052	IRON	6500	300	100	ug/L
B 74A	F04110016-055	IRON	5400	300	100	ug/L
B 74A	F04110016-055	pH	6.26	6.5-8.5	----	units
B 75	F04110016-056	IRON	2300	300	100	ug/L
B 75	F04110016-056	TDS	650	500	5.0	mg/L
B 75	F04110016-056	pH	6.37	6.5-8.5	----	units
FA-1B	F04110016-059	IRON	1200	300	100	ug/L
MO-5B	F04110016-009	IRON	16000	300	100	ug/L
MO-5B	F04110016-009	TDS	1000	500	5.0	mg/L
MO-5B	F04110016-009	pH	5.96	6.5-8.5	----	units
FA2C	F04110016-049	pH	8.79	6.5-8.5	----	units
FA2C DUP	F04110016-050	pH	8.79	6.5-8.5	----	units

Jeff Baylor, Project Manager

Based on "Ground Water Guidance Concentrations", Florida DEP, Division of Water Facilities, June, 1994

lv

MONITOR WELL WATER LEVEL
TOMOKA FARMS ROAD LANDFILL

Current month collection date: 11/4/2004
Sampled by: J.L.

Well ID	Survey (TOC Elevation)	November 2004 Total well depth(TOC)	November 2004 Depth to water	November 2004 Water Level	April 2004 Water Level	October 2003 Water Level	April 2003 Water Level	December 2002 Water Level	November 2002 Water Level	June 2002 Water Level	December 2001 Water Level	October 2001 Water Level	September 2001 Water Level	August 2001 Water Level	July 2001 Water Level
B1B	27.31	**25.20**	**6.70**	**20.61**	17.55	20.69	20.56	20.45	18.83	19.46	19.74	21.07	18.63	18.92	14.71
B2	31.81	**15.80**	**4.91**	**26.90**	25.43	27.70	26.70	27.03	25.92	27.78	26.11	27.09	26.80	26.84	25.01
B5B	32.66	**25.60**	**4.61**	**28.05**	26.55	28.66	27.85	28.08	26.32	28.06	26.49	----	----	----	----
B8-1	33.02	**15.65**	**11.76**	**21.26**	17.62	21.08	21.05	21.09	19.82	19.58	20.45	21.44	19.07	19.59	17.52
B8-2	33.30	**32.20**	**6.70**	**26.60**	22.90	26.99	25.99	24.84	24.76	27.18	24.32	24.99	23.81	23.74	20.45
B11	30.63	**16.80**	**5.20**	**25.43**	24.13	26.02	26.08	26.63	25.33	27.19	26.23	26.26	26.42	26.38	24.09
B32	30.51	**31.50**	**2.77**	**27.74**	25.86	28.09	27.70	29.22	25.01	26.20	25.10	26.47	25.82	25.82	20.99
B33-1	32.82	**38.50**	**7.90**	**24.92**	22.27	25.22	25.11	24.35	23.86	25.51	24.72	25.11	24.42	24.41	21.43
B33-2	32.10	**17.70**	**5.20**	**26.90**	25.53	26.35	N/A	23.72	23.33	24.94	23.75	24.32	23.77	23.62	20.58
B34-1	31.18	**34.20**	**4.21**	**26.97**	25.38	27.71	27.63	26.67	25.57	28.91	25.93	26.93	26.08	26.65	23.63
B34-2	31.21	**17.00**	**3.32**	**27.89**	25.86	28.39	26.00	28.30	26.35	27.40	26.40	28.23	27.93	28.23	24.31
B35-1	29.29	**N/A**	**N/A**	**N/A**	26.07	27.77	27.63	N/A	25.63	28.02	25.94	26.98	26.70	27.07	24.02
B35-2	29.36	**N/A**	**N/A**	**N/A**	26.51	27.63	27.49	N/A	25.82	28.54	26.04	27.58	27.15	27.97	24.10
B36	29.27	**34.35**	**2.85**	**26.42**	25.17	26.94	26.27	27.27	25.28	27.36	26.53	27.21	27.01	27.12	24.64
B37-1	28.59	**38.00**	**2.45**	**26.14**	25.11	26.59	26.54	26.88	25.73	26.79	26.40	26.82	26.44	26.67	24.57
B37-2	28.72	**16.95**	**2.71**	**26.01**	25.17	26.57	26.27	26.97	25.69	27.45	26.38	27.03	26.97	26.93	24.31
B38-1	28.22	**39.90**	**3.27**	**24.95**	21.36	24.60	25.27	25.04	23.98	24.54	23.77	25.26	23.83	24.21	20.88
B38-2	28.08	**17.50**	**1.95**	**26.13**	22.83	25.98	26.18	26.23	25.34	26.30	24.98	26.24	25.95	26.24	23.44
B39	29.06	**17.70**	**4.88**	**24.18**	20.50	24.17	24.41	24.31	22.45	24.27	22.95	24.55	22.80	23.38	18.34
B40-1	27.64	**29.65**	**5.11**	**22.53**	19.64	22.52	22.65	22.75	20.60	22.06	21.87	23.13	20.92	21.36	17.43
B40-2	27.68	**17.40**	**3.65**	**24.03**	21.42	24.15	24.17	24.11	22.00	24.00	23.69	24.43	23.04	23.32	16.78
B41-1	29.14	**38.20**	**7.71**	**21.43**	18.34	21.52	21.62	21.77	19.65	20.81	20.73	22.03	19.62	20.03	15.82
B41-2	29.26	**17.80**	**5.25**	**24.01**	21.53	24.13	24.16	24.26	22.17	24.32	23.78	24.34	23.51	23.89	16.65
B42-1	28.50	**31.60**	**6.45**	**22.05**	18.90	22.00	21.95	22.19	20.15	21.06	21.37	22.50	20.16	20.55	16.01
B42-2	28.36	**15.85**	**4.40**	**23.96**	21.55	24.04	24.00	24.19	22.37	24.24	23.70	24.15	23.75	23.99	17.04
B43-1	28.07	**28.95**	**4.90**	**23.17**	21.42	23.67	23.64	23.66	19.50	23.77	23.53	24.28	22.79	23.25	19.11
B43-2	28.21	**15.70**	**5.00**	**23.21**	21.43	23.66	23.79	24.28	19.71	24.21	23.63	24.55	23.07	23.57	19.33
B44	30.02	**14.60**	**9.75**	**20.27**	22.26	23.78	24.07	24.36	22.63	24.96	24.18	25.02	23.79	24.33	21.83
B45-1	30.24	**37.25**	**6.50**	**23.74**	22.60	24.24	24.41	24.01	22.90	24.47	24.43	25.35	25.26	25.89	22.96
B45-2	30.31	**17.40**	**6.98**	**23.33**	22.43	23.82	24.16	24.19	22.95	25.21	24.34	25.27	24.20	24.77	22.86
B58-1	29.02	**N/A**	**N/A**	**N/A**	N/A	N/A	N/A	14.81	17.30	18.88	15.43	17.57	15.56	15.14	13.83
B58-2	29.57	**N/A**	**N/A**	**N/A**	N/A	N/A	N/A	17.41	18.27	21.78	19.18	20.39	18.43	15.45	16.98
B59-1	27.77	**N/A**	**N/A**	**N/A**	N/A	24.50	22.02	19.58	23.12	21.98	20.59	20.39	18.65	18.29	14.80
B59-2	27.79	**N/A**	**N/A**	**N/A**	N/A	24.64	22.54	21.81	23.65	21.04	18.91	17.43	15.42	14.94	13.76
B60	28.84	**N/A**	**N/A**	**N/A**	16.03	24.49	21.28	18.81	22.45	20.83	19.05	17.73	15.64	15.28	14.06

v:\letters\jen\volusia\tomoka waterlevels nov2004.xls

v

MONITOR WELL WATER LEVEL
TOMOKA FARMS ROAD LANDFILL

Current month collection date: 11/4/2004
Sampled by: J.L.

Well ID	Survey (TOC Elevation)	November 2004 Total well depth(TOC)	November 2004 Depth to water	November 2004 Water Level	April 2004 Water Level	October 2003 Water Level	October 2003 Water Level	December 2002 Water Level	November 2002 Water Level	June 2002 Water Level	December 2001 Water Level	October 2001 Water Level	September 2001 Water Level	August 2001 Water Level	July 2001 Water Level
B61	39.82	**29.00**	**16.00**	**23.82**	23.04	25.17	24.41	16.58	N/A	N/A	N/A	N/A	N/A	N/A	N/A
B62-1	39.73	**38.00**	**14.53**	**25.20**	23.73	25.63	24.45	15.41	N/A	N/A	N/A	N/A	N/A	N/A	N/A
B62-2	39.71	**22.00**	**14.64**	**25.07**	23.59	25.56	24.88	16.13	N/A	N/A	N/A	N/A	N/A	N/A	N/A
B63-1	30.06	**30.45**	**1.95**	**28.11**	26.34	28.79	28.16	28.21	26.45	28.45	26.70	27.74	27.19	27.60	24.61
B63-2	30.42	**14.35**	**2.65**	**27.77**	26.28	28.52	27.82	28.09	26.46	28.65	26.89	27.59	27.26	27.88	24.87
B64	28.19	**17.40**	**2.10**	**26.09**	24.37	26.19	26.09	N/A	25.66	26.44	26.58	26.31	26.19	26.36	23.68
B65	28.04	**17.80**	**3.93**	**24.11**	21.48	24.23	24.19	24.19	22.05	24.13	23.69	24.46	23.14	23.44	16.24
B66	31.27	**17.25**	**6.00**	**25.27**	23.27	25.27	24.93	27.16	24.95	28.23	25.08	25.60	25.27	25.98	24.49
B67	30.22	**N/A**	**N/A**	**N/A**	N/A	N/A	N/A	14.67	17.31	18.66	14.98	18.97	16.58	16.56	14.87
B68	29.73	**35.70**	**5.95**	**23.78**	19.33	23.00	22.35	21.09	22.22	19.81	17.41	17.27	15.49	15.20	13.34
FA-1B	32.16	**100+**	**11.60**	**20.56**	17.46	20.67	20.70	21.19	19.26	19.16	20.20	21.23	18.16	18.60	15.05
FA-2C	26.90	**96.32**	**10.58**	**16.32**	13.22	16.44	16.43	19.18	15.05	16.02	16.00	17.31	14.34	14.75	10.90
MO-5B	29.24	**25.20**	**8.58**	**20.66**	18.62	20.63	20.49	20.88	18.91	19.71	19.92	21.33	18.89	19.47	14.77
B70-1	31.25	**38.22**	**9.65**	**21.60**	19.5	21.33	21.46								
B70-2	31.51	**21.95**	**9.59**	**21.92**	19.62	21.63	21.95								
B71	30.76	**21.38**	**8.00**	**22.76**	20.18	22.91	23.41								
B72	28.93	**21.75**	**6.65**	**22.28**	20.66	23.23	22.85								
B73-1	29.21	**37.35**	**7.25**	**21.96**	20.89	23.54	23.45								
B73-2	28.96	**20.30**	**6.65**	**22.31**	21.37	23.93	24.1								
B74A*		**21.85**	**12.26**												
B75	31.69	**20.90**	**9.60**	**22.09**	18.24	24.69	22.28								

Approved by: Jeff Baylor

Jeff Baylor
Project Manager

No water level calculated since the TOC elevation needed for calculation has not been determined as of 11/4/04

Tomoka LF GW Nov 2004

PARAMETER MONITORING REPORT

Ground Water (Rule 62-520.400,.420, .460)

Surface Water (Rule 62-302.500, .510, .503)

Leachate (Rule 62-701.510)

LAB Submission Number: F04110016

Sample Number: F04110016-001

Facility WACS:	64-00027540	**Sample Date/Time:**	11/1/2004 9:50:00 AM
Well/Sampling Point WACS:		**Report Period:**	Tomoka Nov 04
Well/Sampling Point Name:	EQ	**Well Purged:**	YES
Classification of Groundwater:	G-II	**Well Type:**	
Ground Water Elevation: (NGVD):			

Storet Code	Parameter Monitored	Sampling Method	Filtered Y/N	Analysis Method	Analysis Date	Analysis Result	Q	Units	Detection Limits
	INORGANICS								
70300	Solids, Total Dissolved		N	E160.1	11/2/2004	1.2	U	mg/L	1.2
00940	Chloride		N	E300.0	11/2/2004	0.036	U	mg/L	0.036
00620	Nitrogen, Nitrate		N	E300.0	11/2/2004	0.0091	U	mg/L	0.0091
00945	Sulfate		N	E300.0	11/2/2004	0.051	U	mg/L	0.051
00610	Nitrogen, Ammonia (As N)		N	E350.1	11/2/2004	0.012	U	mg/L	0.012
	METALS								
01002	Arsenic		N	SW6010	11/5/2004	2.8	U	µg/L	2.8
01007	Barium		N	SW6010	11/5/2004	0.23	U	µg/L	0.23
01012	Beryllium		N	SW6010	11/5/2004	0.056	U	µg/L	0.056
01027	Cadmium		N	SW6010	11/5/2004	0.34	U	µg/L	0.34
01034	Chromium		N	SW6010	11/5/2004	0.60	U	µg/L	0.60
01037	Cobalt		N	SW6010	11/5/2004	1.6	U	µg/L	1.6
01042	Copper		N	SW6010	11/5/2004	0.47	U	µg/L	0.47
01045	Iron		N	SW6010	11/5/2004	11	U	µg/L	11
01051	Lead		N	SW6010	11/5/2004	2.2	U	µg/L	2.2
01067	Nickel		N	SW6010	11/5/2004	1.0	U	µg/L	1.0
01147	Selenium		N	SW6010	11/5/2004	3.1	U	µg/L	3.1
01077	Silver		N	SW6010	11/5/2004	0.93	U	µg/L	0.93
00929	Sodium		N	SW6010	11/5/2004	190	U	µg/L	190
01087	Vanadium		N	SW6010	11/5/2004	0.73	U	µg/L	0.73
01092	Zinc		N	SW6010	11/5/2004	3.5	U	µg/L	3.5
	Antimony		N	SW6020	11/5/2004	0.40	U	µg/L	0.40
	Thallium		N	SW6020	11/5/2004	0.12	U	µg/L	0.12
71900	Mercury		N	SW7470	11/4/2004	0.012	U	µg/L	0.012
	ORGANICS								
49146	1,2-Dibromo-3-chloropropane		N	SW8011	11/8/2004	0.0014	U	µg/L	0.0014
77651	Ethylene Dibromide		N	SW8011	11/8/2004	0.0030	U	µg/L	0.0030
81552	Acetone		N	SW8260	11/12/2004	3.7	U	µg/L	3.7
34215	Acrylonitrile		N	SW8260	11/12/2004	2.2	U	µg/L	2.2
34030	Benzene		N	SW8260	11/12/2004	0.23	U	µg/L	0.23

Data Qualifier Code Key:

- * Value exceeds Maximum Contaminant Level
- S Spike Recovery outside accepted recovery limits
- V Analyte detected in the associated Method Blank
- I Analyte detected below quantitation limits
- U Not Detected Above the MDL

Tomoka LF GW Nov 2004

PARAMETER MONITORING REPORT

Ground Water (Rule 62-520.400,.420, .460)

Surface Water (Rule 62-302.500, .510, .503)

Leachate (Rule 62-701.510)

LAB Submission Number: F04110016

Sample Number: F04110016-001

Facility WACS:	64-00027540	**Sample Date/Time:**	11/1/2004 9:50:00 AM
Well/Sampling Point WACS:		**Report Period:**	Tomoka Nov 04
Well/Sampling Point Name:	EQ	**Well Purged:**	YES
Classification of Groundwater:	G-II	**Well Type:**	
Ground Water Elevation: (NGVD):			

Storet Code	Parameter Monitored	Sampling Method	Filtered Y/N	Analysis Method	Analysis Date	Analysis Result	Q	Units	Detection Limits
73085	Bromochloromethane		N	SW8260	11/12/2004	0.21	U	µg/L	0.21
32101	Bromodichloromethane		N	SW8260	11/12/2004	0.26	U	µg/L	0.26
32104	Bromoform		N	SW8260	11/12/2004	0.28	U	µg/L	0.28
34413	Bromomethane		N	SW8260	11/12/2004	0.60	U	µg/L	0.60
81595	2-Butanone		N	SW8260	11/12/2004	1.8	U	µg/L	1.8
77041	Carbon disulfide		N	SW8260	11/12/2004	0.49	U	µg/L	0.49
32102	Carbon tetrachloride		N	SW8260	11/12/2004	0.29	U	µg/L	0.29
34301	Chlorobenzene		N	SW8260	11/12/2004	0.15	U	µg/L	0.15
34311	Chloroethane		N	SW8260	11/12/2004	0.51	U	µg/L	0.51
32106	Chloroform		N	SW8260	11/12/2004	0.23	U	µg/L	0.23
34418	Chloromethane		N	SW8260	11/12/2004	0.50	U	µg/L	0.50
32105	Dibromochloromethane		N	SW8260	11/12/2004	0.19	U	µg/L	0.19
77596	Dibromomethane		N	SW8260	11/12/2004	0.30	U	µg/L	0.30
77268	trans-1,4-Dichloro-2-butene		N	SW8260	11/12/2004	0.64	U	µg/L	0.64
34536	1,2-Dichlorobenzene		N	SW8260	11/12/2004	0.19	U	µg/L	0.19
34571	1,4-Dichlorobenzene		N	SW8260	11/12/2004	0.19	U	µg/L	0.19
34496	1,1-Dichloroethane		N	SW8260	11/12/2004	0.26	U	µg/L	0.26
34531	1,2-Dichloroethane		N	SW8260	11/12/2004	0.19	U	µg/L	0.19
34501	1,1-Dichloroethene		N	SW8260	11/12/2004	0.40	U	µg/L	0.40
77093	cis-1,2-Dichloroethene		N	SW8260	11/12/2004	0.17	U	µg/L	0.17
34546	trans-1,2-Dichloroethene		N	SW8260	11/12/2004	0.17	U	µg/L	0.17
34541	1,2-Dichloropropane		N	SW8260	11/12/2004	0.33	U	µg/L	0.33
34704	cis-1,3-Dichloropropene		N	SW8260	11/12/2004	0.23	U	µg/L	0.23
34699	trans-1,3-Dichloropropene		N	SW8260	11/12/2004	0.25	U	µg/L	0.25
34371	Ethylbenzene		N	SW8260	11/12/2004	0.21	IV	µg/L	0.20
77103	2-Hexanone		N	SW8260	11/12/2004	0.28	U	µg/L	0.28
77424	Iodomethane		N	SW8260	11/12/2004	0.52	U	µg/L	0.52
81596	4-Methyl-2-pentanone		N	SW8260	11/12/2004	0.26	U	µg/L	0.26
34423	Methylene chloride		N	SW8260	11/12/2004	2.0	U	µg/L	2.0
77128	Styrene		N	SW8260	11/12/2004	0.12	U	µg/L	0.12
77562	1,1,1,2-Tetrachloroethane		N	SW8260	11/12/2004	0.24	U	µg/L	0.24
34516	1,1,2,2-Tetrachloroethane		N	SW8260	11/12/2004	0.44	U	µg/L	0.44
34475	Tetrachloroethene		N	SW8260	11/12/2004	0.17	U	µg/L	0.17

Data Qualifier Code Key:

- * Value exceeds Maximum Contaminant Level
- S Spike Recovery outside accepted recovery limits
- V Analyte detected in the associated Method Blank
- I Analyte detected below quantitation limits
- U Not Detected Above the MDL

Tomoka LF GW Nov 2004

PARAMETER MONITORING REPORT

Ground Water (Rule 62-520.400,.420, .460)

Surface Water (Rule 62-302.500, .510, .503)

Leachate (Rule 62-701.510)

LAB Submission Number: F04110016

Sample Number: F04110016-001

Facility WACS:	64-00027540	**Sample Date/Time:**	11/1/2004 9:50:00 AM
Well/Sampling Point WACS:		**Report Period:**	Tomoka Nov 04
Well/Sampling Point Name:	EQ	**Well Purged:**	YES
Classification of Groundwater:	G-II	**Well Type:**	
Ground Water Elevation: (NGVD):			

Storet Code	Parameter Monitored	Sampling Method	Filtered Y/N	Analysis Method	Analysis Date	Analysis Result	Q	Units	Detection Limits
34010	Toluene		N	SW8260	11/12/2004	0.35	U	µg/L	0.35
34506	1,1,1-Trichloroethane		N	SW8260	11/12/2004	0.33	U	µg/L	0.33
34511	1,1,2-Trichloroethane		N	SW8260	11/12/2004	0.17	U	µg/L	0.17
39180	Trichloroethene		N	SW8260	11/12/2004	0.27	U	µg/L	0.27
34488	Trichlorofluoromethane		N	SW8260	11/12/2004	0.50	U	µg/L	0.50
77443	1,2,3-Trichloropropane		N	SW8260	11/12/2004	0.24	U	µg/L	0.24
77057	Vinyl acetate		N	SW8260	11/12/2004	0.46	U	µg/L	0.46
39175	Vinyl chloride		N	SW8260	11/12/2004	0.43	U	µg/L	0.43
34020	Xylenes, Total		N	SW8260	11/12/2004	0.32	U	µg/L	0.32

Data Qualifier Code Key:

- * Value exceeds Maximum Contaminant Level
- S Spike Recovery outside accepted recovery limits
- V Analyte detected in the associated Method Blank
- I Analyte detected below quantitation limits
- U Not Detected Above the MDL

Tomoka LF GW Nov 2004

PARAMETER MONITORING REPORT

Ground Water (Rule 62-520.400,.420, .460)

Surface Water (Rule 62-302.500, .510, .503)

Leachate (Rule 62-701.510)

LAB Submission Number: F04110016

Sample Number: F04110016-002

Facility WACS:	64-00027540	**Sample Date/Time:**	11/1/2004 10:13:00 AM
Well/Sampling Point WACS:	15804	**Report Period:**	Tomoka Nov 04
Well/Sampling Point Name:	B40-1	**Well Purged:**	YES
Classification of Groundwater:	G-II	**Well Type:**	Compliance
Ground Water Elevation: (NGVD):	22.53		

Storet Code	Parameter Monitored	Sampling Method	Filtered Y/N	Analysis Method	Analysis Date	Analysis Result	Q	Units	Detection Limits
	FIELD								
	Conductivity	Pump	N	FLD	11/1/2004	445		umhos/c	
	Depth To Water	Pump	N	FLD	11/1/2004	5.11			
	Dissolved Oxygen	Pump	N	FLD	11/1/2004	1.51		mg/L	
	pH	Pump	N	FLD	11/1/2004	4.90		S.U.	
	Reference Elevation	Pump	N	FLD	11/1/2004	27.64			
	Temperature	Pump	N	FLD	11/1/2004	22.4		deg C	
	Turbidity	Pump	N	FLD	11/1/2004	1.02		NTU	
	INORGANICS								
70300	Solids, Total Dissolved	Pump	N	E160.1	11/2/2004	350		mg/L	1.2
00940	Chloride	Pump	N	E300.0	11/2/2004	60		mg/L	0.036
00620	Nitrogen, Nitrate	Pump	N	E300.0	11/2/2004	0.0091	U	mg/L	0.0091
00945	Sulfate	Pump	N	E300.0	11/2/2004	80		mg/L	0.051
00610	Nitrogen, Ammonia (As N)	Pump	N	E350.1	11/2/2004	0.23		mg/L	0.012
	METALS								
01002	Arsenic	Pump	N	SW6010	11/5/2004	2.8	U	µg/L	2.8
01007	Barium	Pump	N	SW6010	11/5/2004	91		µg/L	0.23
01012	Beryllium	Pump	N	SW6010	11/5/2004	0.060	I	µg/L	0.056
01027	Cadmium	Pump	N	SW6010	11/5/2004	0.34	U	µg/L	0.34
01034	Chromium	Pump	N	SW6010	11/5/2004	1.6	I	µg/L	0.60
01037	Cobalt	Pump	N	SW6010	11/5/2004	1.8	I	µg/L	1.6
01042	Copper	Pump	N	SW6010	11/5/2004	0.47	U	µg/L	0.47
01045	Iron	Pump	N	SW6010	11/5/2004	10000	*	µg/L	11
01051	Lead	Pump	N	SW6010	11/5/2004	2.2	U	µg/L	2.2
01067	Nickel	Pump	N	SW6010	11/5/2004	1.0	U	µg/L	1.0
01147	Selenium	Pump	N	SW6010	11/5/2004	3.1	U	µg/L	3.1
01077	Silver	Pump	N	SW6010	11/5/2004	0.93	U	µg/L	0.93
00929	Sodium	Pump	N	SW6010	11/5/2004	46000		µg/L	190
01087	Vanadium	Pump	N	SW6010	11/5/2004	1.6	I	µg/L	0.73
01092	Zinc	Pump	N	SW6010	11/5/2004	3.8	I	µg/L	3.5
	Antimony	Pump	N	SW6020	11/5/2004	0.40	U	µg/L	0.40

Data Qualifier Code Key:

- * Value exceeds Maximum Contaminant Level
- S Spike Recovery outside accepted recovery limits
- V Analyte detected in the associated Method Blank
- I Analyte detected below quantitation limits
- U Not Detected Above the MDL

Tomoka LF GW Nov 2004

PARAMETER MONITORING REPORT

Ground Water (Rule 62-520.400,.420, .460)

Surface Water (Rule 62-302.500, .510, .503)

Leachate (Rule 62-701.510)

LAB Submission Number: F04110016

Sample Number: F04110016-002

Facility WACS:	64-00027540	**Sample Date/Time:**	11/1/2004 10:13:00 AM
Well/Sampling Point WACS:	15804	**Report Period:**	Tomoka Nov 04
Well/Sampling Point Name:	B40-1	**Well Purged:**	YES
Classification of Groundwater:	G-II	**Well Type:**	Compliance
Ground Water Elevation: (NGVD):	22.53		

Storet Code	Parameter Monitored	Sampling Method	Filtered Y/N	Analysis Method	Analysis Date	Analysis Result	Q	Units	Detection Limits
	Thallium	Pump	N	SW6020	11/5/2004	0.12	U	µg/L	0.12
71900	Mercury	Pump	N	SW7470	11/4/2004	0.026	I	µg/L	0.012
	ORGANICS								
49146	1,2-Dibromo-3-chloropropane	Pump	N	SW8011	11/8/2004	0.0014	U	µg/L	0.0014
77651	Ethylene Dibromide	Pump	N	SW8011	11/8/2004	0.0030	U	µg/L	0.0030
81552	Acetone	Pump	N	SW8260	11/12/2004	3.7	U	µg/L	3.7
34215	Acrylonitrile	Pump	N	SW8260	11/12/2004	2.2	U	µg/L	2.2
34030	Benzene	Pump	N	SW8260	11/12/2004	0.23	U	µg/L	0.23
73085	Bromochloromethane	Pump	N	SW8260	11/12/2004	0.21	U	µg/L	0.21
32101	Bromodichloromethane	Pump	N	SW8260	11/12/2004	0.26	U	µg/L	0.26
32104	Bromoform	Pump	N	SW8260	11/12/2004	0.28	U	µg/L	0.28
34413	Bromomethane	Pump	N	SW8260	11/12/2004	0.60	U	µg/L	0.60
81595	2-Butanone	Pump	N	SW8260	11/12/2004	1.8	U	µg/L	1.8
77041	Carbon disulfide	Pump	N	SW8260	11/12/2004	0.49	U	µg/L	0.49
32102	Carbon tetrachloride	Pump	N	SW8260	11/12/2004	0.29	U	µg/L	0.29
34301	Chlorobenzene	Pump	N	SW8260	11/12/2004	0.15	U	µg/L	0.15
34311	Chloroethane	Pump	N	SW8260	11/12/2004	0.51	U	µg/L	0.51
32106	Chloroform	Pump	N	SW8260	11/12/2004	0.23	U	µg/L	0.23
34418	Chloromethane	Pump	N	SW8260	11/12/2004	0.50	U	µg/L	0.50
32105	Dibromochloromethane	Pump	N	SW8260	11/12/2004	0.19	U	µg/L	0.19
77596	Dibromomethane	Pump	N	SW8260	11/12/2004	0.30	U	µg/L	0.30
77268	trans-1,4-Dichloro-2-butene	Pump	N	SW8260	11/12/2004	0.64	U	µg/L	0.64
34536	1,2-Dichlorobenzene	Pump	N	SW8260	11/12/2004	0.19	U	µg/L	0.19
34571	1,4-Dichlorobenzene	Pump	N	SW8260	11/12/2004	0.19	U	µg/L	0.19
34496	1,1-Dichloroethane	Pump	N	SW8260	11/12/2004	0.26	U	µg/L	0.26
34531	1,2-Dichloroethane	Pump	N	SW8260	11/12/2004	0.19	U	µg/L	0.19
34501	1,1-Dichloroethene	Pump	N	SW8260	11/12/2004	0.40	U	µg/L	0.40
77093	cis-1,2-Dichloroethene	Pump	N	SW8260	11/12/2004	0.17	U	µg/L	0.17
34546	trans-1,2-Dichloroethene	Pump	N	SW8260	11/12/2004	0.17	U	µg/L	0.17
34541	1,2-Dichloropropane	Pump	N	SW8260	11/12/2004	0.33	U	µg/L	0.33
34704	cis-1,3-Dichloropropene	Pump	N	SW8260	11/12/2004	0.23	U	µg/L	0.23
34699	trans-1,3-Dichloropropene	Pump	N	SW8260	11/12/2004	0.25	U	µg/L	0.25

Data Qualifier Code Key:

- * Value exceeds Maximum Contaminant Level
- S Spike Recovery outside accepted recovery limits
- V Analyte detected in the associated Method Blank
- I Analyte detected below quantitation limits
- U Not Detected Above the MDL

Tomoka LF GW Nov 2004

PARAMETER MONITORING REPORT

Ground Water (Rule 62-520.400,.420, .460)

Surface Water (Rule 62-302.500, .510, .503)

Leachate (Rule 62-701.510)

LAB Submission Number: F04110016

Sample Number: F04110016-002

Facility WACS:	64-00027540	**Sample Date/Time:**	11/1/2004 10:13:00 AM
Well/Sampling Point WACS:	15804	**Report Period:**	Tomoka Nov 04
Well/Sampling Point Name:	B40-1	**Well Purged:**	YES
Classification of Groundwater:	G-II	**Well Type:**	Compliance
Ground Water Elevation: (NGVD):	22.53		

Storet Code	Parameter Monitored	Sampling Method	Filtered Y/N	Analysis Method	Analysis Date	Analysis Result	Q	Units	Detection Limits
34371	Ethylbenzene	Pump	N	SW8260	11/12/2004	0.20	U	µg/L	0.20
77103	2-Hexanone	Pump	N	SW8260	11/12/2004	0.28	U	µg/L	0.28
77424	Iodomethane	Pump	N	SW8260	11/12/2004	0.52	U	µg/L	0.52
81596	4-Methyl-2-pentanone	Pump	N	SW8260	11/12/2004	0.26	U	µg/L	0.26
34423	Methylene chloride	Pump	N	SW8260	11/12/2004	2.0	U	µg/L	2.0
77128	Styrene	Pump	N	SW8260	11/12/2004	0.12	U	µg/L	0.12
77562	1,1,1,2-Tetrachloroethane	Pump	N	SW8260	11/12/2004	0.24	U	µg/L	0.24
34516	1,1,2,2-Tetrachloroethane	Pump	N	SW8260	11/12/2004	0.44	U	µg/L	0.44
34475	Tetrachloroethene	Pump	N	SW8260	11/12/2004	0.17	U	µg/L	0.17
34010	Toluene	Pump	N	SW8260	11/12/2004	0.35	U	µg/L	0.35
34506	1,1,1-Trichloroethane	Pump	N	SW8260	11/12/2004	0.33	U	µg/L	0.33
34511	1,1,2-Trichloroethane	Pump	N	SW8260	11/12/2004	0.17	U	µg/L	0.17
39180	Trichloroethene	Pump	N	SW8260	11/12/2004	0.27	U	µg/L	0.27
34488	Trichlorofluoromethane	Pump	N	SW8260	11/12/2004	0.50	U	µg/L	0.50
77443	1,2,3-Trichloropropane	Pump	N	SW8260	11/12/2004	0.24	U	µg/L	0.24
77057	Vinyl acetate	Pump	N	SW8260	11/12/2004	0.46	U	µg/L	0.46
39175	Vinyl chloride	Pump	N	SW8260	11/12/2004	0.43	U	µg/L	0.43
34020	Xylenes, Total	Pump	N	SW8260	11/12/2004	0.32	U	µg/L	0.32

Data Qualifier Code Key:

- * Value exceeds Maximum Contaminant Level
- S Spike Recovery outside accepted recovery limits
- V Analyte detected in the associated Method Blank
- I Analyte detected below quantitation limits
- U Not Detected Above the MDL

Tomoka LF GW Nov 2004

PARAMETER MONITORING REPORT

Ground Water (Rule 62-520.400,.420, .460)

Surface Water (Rule 62-302.500, .510, .503)

Leachate (Rule 62-701.510)

LAB Submission Number: F04110016

Sample Number: F04110016-003

Facility WACS:	64-00027540	**Sample Date/Time:**	11/1/2004 10:18:00 AM
Well/Sampling Point WACS:	15804	**Report Period:**	Tomoka Nov 04
Well/Sampling Point Name:	B40-1 Dup	**Well Purged:**	YES
Classification of Groundwater:	G-II	**Well Type:**	Compliance
Ground Water Elevation: (NGVD):	22.53		

Storet Code	Parameter Monitored	Sampling Method	Filtered Y/N	Analysis Method	Analysis Date	Analysis Result	Q	Units	Detection Limits
	FIELD								
	Conductivity	Pump	N	FLD	11/1/2004	445		umhos/c	
	Depth To Water	Pump	N	FLD	11/1/2004	5.11			
	Dissolved Oxygen	Pump	N	FLD	11/1/2004	1.51		mg/L	
	pH	Pump	N	FLD	11/1/2004	4.90		S.U.	
	Reference Elevation	Pump	N	FLD	11/1/2004	27.64			
	Temperature	Pump	N	FLD	11/1/2004	22.4		deg C	
	Turbidity	Pump	N	FLD	11/1/2004	1.02		NTU	
	INORGANICS								
70300	Solids, Total Dissolved	Pump	N	E160.1	11/2/2004	340		mg/L	1.2
00940	Chloride	Pump	N	E300.0	11/2/2004	61		mg/L	0.036
00620	Nitrogen, Nitrate	Pump	N	E300.0	11/2/2004	0.079		mg/L	0.0091
00945	Sulfate	Pump	N	E300.0	11/2/2004	74		mg/L	0.051
00610	Nitrogen, Ammonia (As N)	Pump	N	E350.1	11/2/2004	0.25		mg/L	0.012
	METALS								
01002	Arsenic	Pump	N	SW6010	11/5/2004	2.8	U	µg/L	2.8
01007	Barium	Pump	N	SW6010	11/5/2004	96		µg/L	0.23
01012	Beryllium	Pump	N	SW6010	11/5/2004	0.056	U	µg/L	0.056
01027	Cadmium	Pump	N	SW6010	11/5/2004	0.34	U	µg/L	0.34
01034	Chromium	Pump	N	SW6010	11/5/2004	1.4	I	µg/L	0.60
01037	Cobalt	Pump	N	SW6010	11/5/2004	1.6	U	µg/L	1.6
01042	Copper	Pump	N	SW6010	11/5/2004	1.2	I	µg/L	0.47
01045	Iron	Pump	N	SW6010	11/5/2004	11000	*	µg/L	11
01051	Lead	Pump	N	SW6010	11/5/2004	2.2	U	µg/L	2.2
01067	Nickel	Pump	N	SW6010	11/5/2004	1.0	U	µg/L	1.0
01147	Selenium	Pump	N	SW6010	11/5/2004	3.1	U	µg/L	3.1
01077	Silver	Pump	N	SW6010	11/5/2004	0.93	U	µg/L	0.93
00929	Sodium	Pump	N	SW6010	11/5/2004	47000		µg/L	190
01087	Vanadium	Pump	N	SW6010	11/5/2004	2.0	I	µg/L	0.73
01092	Zinc	Pump	N	SW6010	11/5/2004	3.5	U	µg/L	3.5
	Antimony	Pump	N	SW6020	11/5/2004	0.40	U	µg/L	0.40

Data Qualifier Code Key:

- * Value exceeds Maximum Contaminant Level
- S Spike Recovery outside accepted recovery limits
- V Analyte detected in the associated Method Blank
- I Analyte detected below quantitation limits
- U Not Detected Above the MDL

Tomoka LF GW Nov 2004

PARAMETER MONITORING REPORT

Ground Water (Rule 62-520.400,.420, .460)

Surface Water (Rule 62-302.500, .510, .503)

Leachate (Rule 62-701.510)

LAB Submission Number: F04110016

Sample Number: F04110016-003

Facility WACS:	64-00027540	**Sample Date/Time:**	11/1/2004 10:18:00 AM
Well/Sampling Point WACS:	15804	**Report Period:**	Tomoka Nov 04
Well/Sampling Point Name:	B40-1 Dup	**Well Purged:**	YES
Classification of Groundwater:	G-II	**Well Type:**	Compliance
Ground Water Elevation: (NGVD):	22.53		

Storet Code	Parameter Monitored	Sampling Method	Filtered Y/N	Analysis Method	Analysis Date	Analysis Result	Q	Units	Detection Limits
	Thallium	Pump	N	SW6020	11/5/2004	0.12	U	µg/L	0.12
71900	Mercury	Pump	N	SW7470	11/4/2004	0.021	I	µg/L	0.012
	ORGANICS								
49146	1,2-Dibromo-3-chloropropane	Pump	N	SW8011	11/8/2004	0.0014	U	µg/L	0.0014
77651	Ethylene Dibromide	Pump	N	SW8011	11/8/2004	0.0030	U	µg/L	0.0030
81552	Acetone	Pump	N	SW8260	11/12/2004	3.7	U	µg/L	3.7
34215	Acrylonitrile	Pump	N	SW8260	11/12/2004	2.2	U	µg/L	2.2
34030	Benzene	Pump	N	SW8260	11/12/2004	0.23	U	µg/L	0.23
73085	Bromochloromethane	Pump	N	SW8260	11/12/2004	0.21	U	µg/L	0.21
32101	Bromodichloromethane	Pump	N	SW8260	11/12/2004	0.26	U	µg/L	0.26
32104	Bromoform	Pump	N	SW8260	11/12/2004	0.28	U	µg/L	0.28
34413	Bromomethane	Pump	N	SW8260	11/12/2004	0.60	U	µg/L	0.60
81595	2-Butanone	Pump	N	SW8260	11/12/2004	1.8	U	µg/L	1.8
77041	Carbon disulfide	Pump	N	SW8260	11/12/2004	0.49	U	µg/L	0.49
32102	Carbon tetrachloride	Pump	N	SW8260	11/12/2004	0.29	U	µg/L	0.29
34301	Chlorobenzene	Pump	N	SW8260	11/12/2004	0.15	U	µg/L	0.15
34311	Chloroethane	Pump	N	SW8260	11/12/2004	0.51	U	µg/L	0.51
32106	Chloroform	Pump	N	SW8260	11/12/2004	0.23	U	µg/L	0.23
34418	Chloromethane	Pump	N	SW8260	11/12/2004	0.50	U	µg/L	0.50
32105	Dibromochloromethane	Pump	N	SW8260	11/12/2004	0.19	U	µg/L	0.19
77596	Dibromomethane	Pump	N	SW8260	11/12/2004	0.30	U	µg/L	0.30
77268	trans-1,4-Dichloro-2-butene	Pump	N	SW8260	11/12/2004	0.64	U	µg/L	0.64
34536	1,2-Dichlorobenzene	Pump	N	SW8260	11/12/2004	0.19	U	µg/L	0.19
34571	1,4-Dichlorobenzene	Pump	N	SW8260	11/12/2004	0.19	U	µg/L	0.19
34496	1,1-Dichloroethane	Pump	N	SW8260	11/12/2004	0.26	U	µg/L	0.26
34531	1,2-Dichloroethane	Pump	N	SW8260	11/12/2004	0.19	U	µg/L	0.19
34501	1,1-Dichloroethene	Pump	N	SW8260	11/12/2004	0.40	U	µg/L	0.40
77093	cis-1,2-Dichloroethene	Pump	N	SW8260	11/12/2004	0.17	U	µg/L	0.17
34546	trans-1,2-Dichloroethene	Pump	N	SW8260	11/12/2004	0.17	U	µg/L	0.17
34541	1,2-Dichloropropane	Pump	N	SW8260	11/12/2004	0.33	U	µg/L	0.33
34704	cis-1,3-Dichloropropene	Pump	N	SW8260	11/12/2004	0.23	U	µg/L	0.23
34699	trans-1,3-Dichloropropene	Pump	N	SW8260	11/12/2004	0.25	U	µg/L	0.25

Data Qualifier Code Key:

- * Value exceeds Maximum Contaminant Level
- S Spike Recovery outside accepted recovery limits
- V Analyte detected in the associated Method Blank
- I Analyte detected below quantitation limits
- U Not Detected Above the MDL

Tomoka LF GW Nov 2004

PARAMETER MONITORING REPORT

Ground Water (Rule 62-520.400,.420, .460)

Surface Water (Rule 62-302.500, .510, .503)

Leachate (Rule 62-701.510)

LAB Submission Number: F04110016

Sample Number: F04110016-003

Facility WACS:	64-00027540	**Sample Date/Time:**	11/1/2004 10:18:00 AM
Well/Sampling Point WACS:	15804	**Report Period:**	Tomoka Nov 04
Well/Sampling Point Name:	B40-1 Dup	**Well Purged:**	YES
Classification of Groundwater:	G-II	**Well Type:**	Compliance
Ground Water Elevation: (NGVD):	22.53		

Storet Code	Parameter Monitored	Sampling Method	Filtered Y/N	Analysis Method	Analysis Date	Analysis Result	Q	Units	Detection Limits
34371	Ethylbenzene	Pump	N	SW8260	11/12/2004	0.20	U	µg/L	0.20
77103	2-Hexanone	Pump	N	SW8260	11/12/2004	0.28	U	µg/L	0.28
77424	Iodomethane	Pump	N	SW8260	11/12/2004	0.52	U	µg/L	0.52
81596	4-Methyl-2-pentanone	Pump	N	SW8260	11/12/2004	0.26	U	µg/L	0.26
34423	Methylene chloride	Pump	N	SW8260	11/12/2004	2.0	U	µg/L	2.0
77128	Styrene	Pump	N	SW8260	11/12/2004	0.12	U	µg/L	0.12
77562	1,1,1,2-Tetrachloroethane	Pump	N	SW8260	11/12/2004	0.24	U	µg/L	0.24
34516	1,1,2,2-Tetrachloroethane	Pump	N	SW8260	11/12/2004	0.44	U	µg/L	0.44
34475	Tetrachloroethene	Pump	N	SW8260	11/12/2004	0.17	U	µg/L	0.17
34010	Toluene	Pump	N	SW8260	11/12/2004	0.35	U	µg/L	0.35
34506	1,1,1-Trichloroethane	Pump	N	SW8260	11/12/2004	0.33	U	µg/L	0.33
34511	1,1,2-Trichloroethane	Pump	N	SW8260	11/12/2004	0.17	U	µg/L	0.17
39180	Trichloroethene	Pump	N	SW8260	11/12/2004	0.27	U	µg/L	0.27
34488	Trichlorofluoromethane	Pump	N	SW8260	11/12/2004	0.50	U	µg/L	0.50
77443	1,2,3-Trichloropropane	Pump	N	SW8260	11/12/2004	0.24	U	µg/L	0.24
77057	Vinyl acetate	Pump	N	SW8260	11/12/2004	0.46	U	µg/L	0.46
39175	Vinyl chloride	Pump	N	SW8260	11/12/2004	0.43	U	µg/L	0.43
34020	Xylenes, Total	Pump	N	SW8260	11/12/2004	0.32	U	µg/L	0.32

Data Qualifier Code Key:

- * Value exceeds Maximum Contaminant Level
- S Spike Recovery outside accepted recovery limits
- V Analyte detected in the associated Method Blank
- I Analyte detected below quantitation limits
- U Not Detected Above the MDL

Tomoka LF GW Nov 2004

PARAMETER MONITORING REPORT

Ground Water (Rule 62-520.400,.420, .460)

Surface Water (Rule 62-302.500, .510, .503)

Leachate (Rule 62-701.510)

LAB Submission Number: F04110016

Sample Number: F04110016-004

Facility WACS:	64-00027540	**Sample Date/Time:**	11/1/2004 10:39:00 AM
Well/Sampling Point WACS:	15805	**Report Period:**	Tomoka Nov 04
Well/Sampling Point Name:	B40-2	**Well Purged:**	YES
Classification of Groundwater:	G-II	**Well Type:**	Compliance
Ground Water Elevation: (NGVD):	24.03		

Storet Code	Parameter Monitored	Sampling Method	Filtered Y/N	Analysis Method	Analysis Date	Analysis Result	Q	Units	Detection Limits
	FIELD								
	Conductivity	Pump	N	FLD	11/1/2004	515		umhos/c	
	Depth To Water	Pump	N	FLD	11/1/2004	3.65			
	Dissolved Oxygen	Pump	N	FLD	11/1/2004	1.37		mg/L	
	pH	Pump	N	FLD	11/1/2004	5.84		S.U.	
	Reference Elevation	Pump	N	FLD	11/1/2004	27.68			
	Temperature	Pump	N	FLD	11/1/2004	23.0		deg C	
	Turbidity	Pump	N	FLD	11/1/2004	14.8		NTU	
	INORGANICS								
70300	Solids, Total Dissolved	Pump	N	E160.1	11/2/2004	400		mg/L	1.2
00940	Chloride	Pump	N	E300.0	11/2/2004	38		mg/L	0.036
00620	Nitrogen, Nitrate	Pump	N	E300.0	11/2/2004	0.0091	U	mg/L	0.0091
00945	Sulfate	Pump	N	E300.0	11/2/2004	11		mg/L	0.051
00610	Nitrogen, Ammonia (As N)	Pump	N	E350.1	11/2/2004	1.7		mg/L	0.012
	METALS								
01002	Arsenic	Pump	N	SW6010	11/5/2004	2.8	U	µg/L	2.8
01007	Barium	Pump	N	SW6010	11/5/2004	38		µg/L	0.23
01012	Beryllium	Pump	N	SW6010	11/5/2004	0.059	I	µg/L	0.056
01027	Cadmium	Pump	N	SW6010	11/5/2004	0.34	U	µg/L	0.34
01034	Chromium	Pump	N	SW6010	11/5/2004	7.8		µg/L	0.60
01037	Cobalt	Pump	N	SW6010	11/5/2004	5.6	I	µg/L	1.6
01042	Copper	Pump	N	SW6010	11/5/2004	1.3	I	µg/L	0.47
01045	Iron	Pump	N	SW6010	11/5/2004	2600	*	µg/L	11
01051	Lead	Pump	N	SW6010	11/5/2004	2.2	U	µg/L	2.2
01067	Nickel	Pump	N	SW6010	11/5/2004	1.8	I	µg/L	1.0
01147	Selenium	Pump	N	SW6010	11/5/2004	3.1	U	µg/L	3.1
01077	Silver	Pump	N	SW6010	11/5/2004	0.93	U	µg/L	0.93
00929	Sodium	Pump	N	SW6010	11/5/2004	21000		µg/L	190
01087	Vanadium	Pump	N	SW6010	11/5/2004	4.1	I	µg/L	0.73
01092	Zinc	Pump	N	SW6010	11/5/2004	4.0	I	µg/L	3.5
	Antimony	Pump	N	SW6020	11/5/2004	0.40	U	µg/L	0.40

Data Qualifier Code Key:

- * Value exceeds Maximum Contaminant Level
- S Spike Recovery outside accepted recovery limits
- V Analyte detected in the associated Method Blank
- I Analyte detected below quantitation limits
- U Not Detected Above the MDL

Tomoka LF GW Nov 2004

PARAMETER MONITORING REPORT

Ground Water (Rule 62-520.400,.420, .460)

Surface Water (Rule 62-302.500, .510, .503)

Leachate (Rule 62-701.510)

LAB Submission Number: F04110016

Sample Number: F04110016-004

Facility WACS:	64-00027540	**Sample Date/Time:**	11/1/2004 10:39:00 AM
Well/Sampling Point WACS:	15805	**Report Period:**	Tomoka Nov 04
Well/Sampling Point Name:	B40-2	**Well Purged:**	YES
Classification of Groundwater:	G-II	**Well Type:**	Compliance
Ground Water Elevation: (NGVD):	24.03		

Storet Code	Parameter Monitored	Sampling Method	Filtered Y/N	Analysis Method	Analysis Date	Analysis Result	Q	Units	Detection Limits
	Thallium	Pump	N	SW6020	11/5/2004	0.12	U	µg/L	0.12
71900	Mercury	Pump	N	SW7470	11/4/2004	0.028	I	µg/L	0.012
	ORGANICS								
49146	1,2-Dibromo-3-chloropropane	Pump	N	SW8011	11/8/2004	0.0014	U	µg/L	0.0014
77651	Ethylene Dibromide	Pump	N	SW8011	11/8/2004	0.0030	U	µg/L	0.0030
81552	Acetone	Pump	N	SW8260	11/12/2004	3.7	U	µg/L	3.7
34215	Acrylonitrile	Pump	N	SW8260	11/12/2004	2.2	U	µg/L	2.2
34030	Benzene	Pump	N	SW8260	11/12/2004	0.23	U	µg/L	0.23
73085	Bromochloromethane	Pump	N	SW8260	11/12/2004	0.21	U	µg/L	0.21
32101	Bromodichloromethane	Pump	N	SW8260	11/12/2004	0.26	U	µg/L	0.26
32104	Bromoform	Pump	N	SW8260	11/12/2004	0.28	U	µg/L	0.28
34413	Bromomethane	Pump	N	SW8260	11/12/2004	0.60	U	µg/L	0.60
81595	2-Butanone	Pump	N	SW8260	11/12/2004	1.8	U	µg/L	1.8
77041	Carbon disulfide	Pump	N	SW8260	11/12/2004	0.49	U	µg/L	0.49
32102	Carbon tetrachloride	Pump	N	SW8260	11/12/2004	0.29	U	µg/L	0.29
34301	Chlorobenzene	Pump	N	SW8260	11/12/2004	0.15	U	µg/L	0.15
34311	Chloroethane	Pump	N	SW8260	11/12/2004	0.51	U	µg/L	0.51
32106	Chloroform	Pump	N	SW8260	11/12/2004	0.23	U	µg/L	0.23
34418	Chloromethane	Pump	N	SW8260	11/12/2004	0.50	U	µg/L	0.50
32105	Dibromochloromethane	Pump	N	SW8260	11/12/2004	0.19	U	µg/L	0.19
77596	Dibromomethane	Pump	N	SW8260	11/12/2004	0.30	U	µg/L	0.30
77268	trans-1,4-Dichloro-2-butene	Pump	N	SW8260	11/12/2004	0.64	U	µg/L	0.64
34536	1,2-Dichlorobenzene	Pump	N	SW8260	11/12/2004	0.19	U	µg/L	0.19
34571	1,4-Dichlorobenzene	Pump	N	SW8260	11/12/2004	0.19	U	µg/L	0.19
34496	1,1-Dichloroethane	Pump	N	SW8260	11/12/2004	0.26	U	µg/L	0.26
34531	1,2-Dichloroethane	Pump	N	SW8260	11/12/2004	0.19	U	µg/L	0.19
34501	1,1-Dichloroethene	Pump	N	SW8260	11/12/2004	0.40	U	µg/L	0.40
77093	cis-1,2-Dichloroethene	Pump	N	SW8260	11/12/2004	0.17	U	µg/L	0.17
34546	trans-1,2-Dichloroethene	Pump	N	SW8260	11/12/2004	0.17	U	µg/L	0.17
34541	1,2-Dichloropropane	Pump	N	SW8260	11/12/2004	0.33	U	µg/L	0.33
34704	cis-1,3-Dichloropropene	Pump	N	SW8260	11/12/2004	0.23	U	µg/L	0.23
34699	trans-1,3-Dichloropropene	Pump	N	SW8260	11/12/2004	0.25	U	µg/L	0.25

Data Qualifier Code Key:

- * Value exceeds Maximum Contaminant Level
- S Spike Recovery outside accepted recovery limits
- V Analyte detected in the associated Method Blank
- I Analyte detected below quantitation limits
- U Not Detected Above the MDL

Tomoka LF GW Nov 2004

PARAMETER MONITORING REPORT

Ground Water (Rule 62-520.400,.420, .460)

Surface Water (Rule 62-302.500, .510, .503)

Leachate (Rule 62-701.510)

LAB Submission Number: F04110016

Sample Number: F04110016-004

Facility WACS:	64-00027540	**Sample Date/Time:**	11/1/2004 10:39:00 AM
Well/Sampling Point WACS:	15805	**Report Period:**	Tomoka Nov 04
Well/Sampling Point Name:	B40-2	**Well Purged:**	YES
Classification of Groundwater:	G-II	**Well Type:**	Compliance
Ground Water Elevation: (NGVD):	24.03		

Storet Code	Parameter Monitored	Sampling Method	Filtered Y/N	Analysis Method	Analysis Date	Analysis Result	Q	Units	Detection Limits
34371	Ethylbenzene	Pump	N	SW8260	11/12/2004	0.20	U	µg/L	0.20
77103	2-Hexanone	Pump	N	SW8260	11/12/2004	0.28	U	µg/L	0.28
77424	Iodomethane	Pump	N	SW8260	11/12/2004	0.52	U	µg/L	0.52
81596	4-Methyl-2-pentanone	Pump	N	SW8260	11/12/2004	0.26	U	µg/L	0.26
34423	Methylene chloride	Pump	N	SW8260	11/12/2004	2.0	U	µg/L	2.0
77128	Styrene	Pump	N	SW8260	11/12/2004	0.12	U	µg/L	0.12
77562	1,1,1,2-Tetrachloroethane	Pump	N	SW8260	11/12/2004	0.24	U	µg/L	0.24
34516	1,1,2,2-Tetrachloroethane	Pump	N	SW8260	11/12/2004	0.44	U	µg/L	0.44
34475	Tetrachloroethene	Pump	N	SW8260	11/12/2004	0.17	U	µg/L	0.17
34010	Toluene	Pump	N	SW8260	11/12/2004	0.35	U	µg/L	0.35
34506	1,1,1-Trichloroethane	Pump	N	SW8260	11/12/2004	0.33	U	µg/L	0.33
34511	1,1,2-Trichloroethane	Pump	N	SW8260	11/12/2004	0.17	U	µg/L	0.17
39180	Trichloroethene	Pump	N	SW8260	11/12/2004	0.27	U	µg/L	0.27
34488	Trichlorofluoromethane	Pump	N	SW8260	11/12/2004	0.50	U	µg/L	0.50
77443	1,2,3-Trichloropropane	Pump	N	SW8260	11/12/2004	0.24	U	µg/L	0.24
77057	Vinyl acetate	Pump	N	SW8260	11/12/2004	0.46	U	µg/L	0.46
39175	Vinyl chloride	Pump	N	SW8260	11/12/2004	0.43	U	µg/L	0.43
34020	Xylenes, Total	Pump	N	SW8260	11/12/2004	0.32	U	µg/L	0.32

Data Qualifier Code Key:

- * Value exceeds Maximum Contaminant Level
- S Spike Recovery outside accepted recovery limits
- V Analyte detected in the associated Method Blank
- I Analyte detected below quantitation limits
- U Not Detected Above the MDL

Tomoka LF GW Nov 2004

PARAMETER MONITORING REPORT

Ground Water (Rule 62-520.400,.420, .460)

Surface Water (Rule 62-302.500, .510, .503)

Leachate (Rule 62-701.510)

LAB Submission Number: F04110016

Sample Number: F04110016-005

Facility WACS:	64-00027540	**Sample Date/Time:**	11/1/2004 11:09:00 AM
Well/Sampling Point WACS:	15826	**Report Period:**	Tomoka Nov 04
Well/Sampling Point Name:	B65	**Well Purged:**	YES
Classification of Groundwater:	G-II	**Well Type:**	Compliance
Ground Water Elevation: (NGVD):	24.11		

Storet Code	Parameter Monitored	Sampling Method	Filtered Y/N	Analysis Method	Analysis Date	Analysis Result	Q	Units	Detection Limits
	FIELD								
	Conductivity	Pump	N	FLD	11/1/2004	813		umhos/c	
	Depth To Water	Pump	N	FLD	11/1/2004	3.93			
	Dissolved Oxygen	Pump	N	FLD	11/1/2004	1.47		mg/L	
	pH	Pump	N	FLD	11/1/2004	5.70		S.U.	
	Reference Elevation	Pump	N	FLD	11/1/2004	28.04			
	Temperature	Pump	N	FLD	11/1/2004	23.6		deg C	
	Turbidity	Pump	N	FLD	11/1/2004	1.01		NTU	
	INORGANICS								
70300	Solids, Total Dissolved	Pump	N	E160.1	11/2/2004	590	*	mg/L	1.2
00940	Chloride	Pump	N	E300.0	11/2/2004	46		mg/L	0.036
00620	Nitrogen, Nitrate	Pump	N	E300.0	11/2/2004	0.0091	U	mg/L	0.0091
00945	Sulfate	Pump	N	E300.0	11/2/2004	160		mg/L	0.051
00610	Nitrogen, Ammonia (As N)	Pump	N	E350.1	11/2/2004	0.68		mg/L	0.012
	METALS								
01002	Arsenic	Pump	N	SW6010	11/5/2004	2.8	U	µg/L	2.8
01007	Barium	Pump	N	SW6010	11/5/2004	82		µg/L	0.23
01012	Beryllium	Pump	N	SW6010	11/5/2004	0.056	U	µg/L	0.056
01027	Cadmium	Pump	N	SW6010	11/5/2004	0.34	U	µg/L	0.34
01034	Chromium	Pump	N	SW6010	11/5/2004	1.7	I	µg/L	0.60
01037	Cobalt	Pump	N	SW6010	11/5/2004	8.0	I	µg/L	1.6
01042	Copper	Pump	N	SW6010	11/5/2004	0.47	U	µg/L	0.47
01045	Iron	Pump	N	SW6010	11/5/2004	2100	*	µg/L	11
01051	Lead	Pump	N	SW6010	11/5/2004	2.2	U	µg/L	2.2
01067	Nickel	Pump	N	SW6010	11/5/2004	2.1	I	µg/L	1.0
01147	Selenium	Pump	N	SW6010	11/5/2004	3.1	U	µg/L	3.1
01077	Silver	Pump	N	SW6010	11/5/2004	0.93	U	µg/L	0.93
00929	Sodium	Pump	N	SW6010	11/5/2004	37000		µg/L	190
01087	Vanadium	Pump	N	SW6010	11/5/2004	3.9	I	µg/L	0.73
01092	Zinc	Pump	N	SW6010	11/5/2004	3.5	U	µg/L	3.5
	Antimony	Pump	N	SW6020	11/5/2004	0.40	U	µg/L	0.40

Data Qualifier Code Key:

- * Value exceeds Maximum Contaminant Level
- S Spike Recovery outside accepted recovery limits
- V Analyte detected in the associated Method Blank
- I Analyte detected below quantitation limits
- U Not Detected Above the MDL

Tomoka LF GW Nov 2004

PARAMETER MONITORING REPORT

Ground Water (Rule 62-520.400,.420, .460)

Surface Water (Rule 62-302.500, .510, .503)

Leachate (Rule 62-701.510)

LAB Submission Number: F04110016

Sample Number: F04110016-005

Facility WACS:	64-00027540	**Sample Date/Time:**	11/1/2004 11:09:00 AM
Well/Sampling Point WACS:	15826	**Report Period:**	Tomoka Nov 04
Well/Sampling Point Name:	B65	**Well Purged:**	YES
Classification of Groundwater:	G-II	**Well Type:**	Compliance
Ground Water Elevation: (NGVD):	24.11		

Storet Code	Parameter Monitored	Sampling Method	Filtered Y/N	Analysis Method	Analysis Date	Analysis Result	Q	Units	Detection Limits
	Thallium	Pump	N	SW6020	11/5/2004	0.12	U	µg/L	0.12
71900	Mercury	Pump	N	SW7470	11/11/2004	0.012	U	µg/L	0.012
	ORGANICS								
49146	1,2-Dibromo-3-chloropropane	Pump	N	SW8011	11/8/2004	0.0014	U	µg/L	0.0014
77651	Ethylene Dibromide	Pump	N	SW8011	11/8/2004	0.0030	U	µg/L	0.0030
81552	Acetone	Pump	N	SW8260	11/12/2004	3.7	U	µg/L	3.7
34215	Acrylonitrile	Pump	N	SW8260	11/12/2004	2.2	U	µg/L	2.2
34030	Benzene	Pump	N	SW8260	11/12/2004	0.23	U	µg/L	0.23
73085	Bromochloromethane	Pump	N	SW8260	11/12/2004	0.21	U	µg/L	0.21
32101	Bromodichloromethane	Pump	N	SW8260	11/12/2004	0.26	U	µg/L	0.26
32104	Bromoform	Pump	N	SW8260	11/12/2004	0.28	U	µg/L	0.28
34413	Bromomethane	Pump	N	SW8260	11/12/2004	0.60	U	µg/L	0.60
81595	2-Butanone	Pump	N	SW8260	11/12/2004	1.8	U	µg/L	1.8
77041	Carbon disulfide	Pump	N	SW8260	11/12/2004	0.49	U	µg/L	0.49
32102	Carbon tetrachloride	Pump	N	SW8260	11/12/2004	0.29	U	µg/L	0.29
34301	Chlorobenzene	Pump	N	SW8260	11/12/2004	0.15	U	µg/L	0.15
34311	Chloroethane	Pump	N	SW8260	11/12/2004	0.51	U	µg/L	0.51
32106	Chloroform	Pump	N	SW8260	11/12/2004	0.23	U	µg/L	0.23
34418	Chloromethane	Pump	N	SW8260	11/12/2004	0.50	U	µg/L	0.50
32105	Dibromochloromethane	Pump	N	SW8260	11/12/2004	0.19	U	µg/L	0.19
77596	Dibromomethane	Pump	N	SW8260	11/12/2004	0.30	U	µg/L	0.30
77268	trans-1,4-Dichloro-2-butene	Pump	N	SW8260	11/12/2004	0.64	U	µg/L	0.64
34536	1,2-Dichlorobenzene	Pump	N	SW8260	11/12/2004	0.19	U	µg/L	0.19
34571	1,4-Dichlorobenzene	Pump	N	SW8260	11/12/2004	0.19	U	µg/L	0.19
34496	1,1-Dichloroethane	Pump	N	SW8260	11/12/2004	0.26	U	µg/L	0.26
34531	1,2-Dichloroethane	Pump	N	SW8260	11/12/2004	0.19	U	µg/L	0.19
34501	1,1-Dichloroethene	Pump	N	SW8260	11/12/2004	0.40	U	µg/L	0.40
77093	cis-1,2-Dichloroethene	Pump	N	SW8260	11/12/2004	0.17	U	µg/L	0.17
34546	trans-1,2-Dichloroethene	Pump	N	SW8260	11/12/2004	0.17	U	µg/L	0.17
34541	1,2-Dichloropropane	Pump	N	SW8260	11/12/2004	0.33	U	µg/L	0.33
34704	cis-1,3-Dichloropropene	Pump	N	SW8260	11/12/2004	0.23	U	µg/L	0.23
34699	trans-1,3-Dichloropropene	Pump	N	SW8260	11/12/2004	0.25	U	µg/L	0.25

Data Qualifier Code Key:

- * Value exceeds Maximum Contaminant Level
- S Spike Recovery outside accepted recovery limits
- V Analyte detected in the associated Method Blank
- I Analyte detected below quantitation limits
- U Not Detected Above the MDL

Tomoka LF GW Nov 2004

PARAMETER MONITORING REPORT

Ground Water (Rule 62-520.400,.420, .460)

Surface Water (Rule 62-302.500, .510, .503)

Leachate (Rule 62-701.510)

LAB Submission Number: F04110016

Sample Number: F04110016-005

Facility WACS:	64-00027540	**Sample Date/Time:**	11/1/2004 11:09:00 AM
Well/Sampling Point WACS:	15826	**Report Period:**	Tomoka Nov 04
Well/Sampling Point Name:	B65	**Well Purged:**	YES
Classification of Groundwater:	G-II	**Well Type:**	Compliance
Ground Water Elevation: (NGVD):	24.11		

Storet Code	Parameter Monitored	Sampling Method	Filtered Y/N	Analysis Method	Analysis Date	Analysis Result	Q	Units	Detection Limits
34371	Ethylbenzene	Pump	N	SW8260	11/12/2004	0.20	U	µg/L	0.20
77103	2-Hexanone	Pump	N	SW8260	11/12/2004	0.28	U	µg/L	0.28
77424	Iodomethane	Pump	N	SW8260	11/12/2004	0.52	U	µg/L	0.52
81596	4-Methyl-2-pentanone	Pump	N	SW8260	11/12/2004	0.26	U	µg/L	0.26
34423	Methylene chloride	Pump	N	SW8260	11/12/2004	2.0	U	µg/L	2.0
77128	Styrene	Pump	N	SW8260	11/12/2004	0.12	U	µg/L	0.12
77562	1,1,1,2-Tetrachloroethane	Pump	N	SW8260	11/12/2004	0.24	U	µg/L	0.24
34516	1,1,2,2-Tetrachloroethane	Pump	N	SW8260	11/12/2004	0.44	U	µg/L	0.44
34475	Tetrachloroethene	Pump	N	SW8260	11/12/2004	0.17	U	µg/L	0.17
34010	Toluene	Pump	N	SW8260	11/12/2004	0.35	U	µg/L	0.35
34506	1,1,1-Trichloroethane	Pump	N	SW8260	11/12/2004	0.33	U	µg/L	0.33
34511	1,1,2-Trichloroethane	Pump	N	SW8260	11/12/2004	0.17	U	µg/L	0.17
39180	Trichloroethene	Pump	N	SW8260	11/12/2004	0.27	U	µg/L	0.27
34488	Trichlorofluoromethane	Pump	N	SW8260	11/12/2004	0.50	U	µg/L	0.50
77443	1,2,3-Trichloropropane	Pump	N	SW8260	11/12/2004	0.24	U	µg/L	0.24
77057	Vinyl acetate	Pump	N	SW8260	11/12/2004	0.46	U	µg/L	0.46
39175	Vinyl chloride	Pump	N	SW8260	11/12/2004	0.43	U	µg/L	0.43
34020	Xylenes, Total	Pump	N	SW8260	11/12/2004	0.32	U	µg/L	0.32

Data Qualifier Code Key:

- * Value exceeds Maximum Contaminant Level
- S Spike Recovery outside accepted recovery limits
- V Analyte detected in the associated Method Blank
- I Analyte detected below quantitation limits
- U Not Detected Above the MDL

Tomoka LF GW Nov 2004

PARAMETER MONITORING REPORT

Ground Water (Rule 62-520.400,.420, .460)

Surface Water (Rule 62-302.500, .510, .503)

Leachate (Rule 62-701.510)

LAB Submission Number: F04110016

Sample Number: F04110016-006

Facility WACS:	64-00027540	**Sample Date/Time:**	11/1/2004 11:43:00 AM
Well/Sampling Point WACS:	15636	**Report Period:**	Tomoka Nov 04
Well/Sampling Point Name:	B1B	**Well Purged:**	YES
Classification of Groundwater:	G-II	**Well Type:**	Compliance
Ground Water Elevation: (NGVD):	20.61		

Storet Code	Parameter Monitored	Sampling Method	Filtered Y/N	Analysis Method	Analysis Date	Analysis Result	Q	Units	Detection Limits
	FIELD								
	Conductivity	Pump	N	FLD	11/1/2004	1297		umhos/c	
	Depth To Water	Pump	N	FLD	11/1/2004	6.70			
	Dissolved Oxygen	Pump	N	FLD	11/1/2004	1.36		mg/L	
	pH	Pump	N	FLD	11/1/2004	5.82		S.U.	
	Reference Elevation	Pump	N	FLD	11/1/2004	27.31			
	Temperature	Pump	N	FLD	11/1/2004	23.3		deg C	
	Turbidity	Pump	N	FLD	11/1/2004	2.77		NTU	
	INORGANICS								
70300	Solids, Total Dissolved	Pump	N	E160.1	11/2/2004	830	*	mg/L	1.2
00940	Chloride	Pump	N	E300.0	11/2/2004	120		mg/L	0.036
00620	Nitrogen, Nitrate	Pump	N	E300.0	11/2/2004	0.091		mg/L	0.0091
00945	Sulfate	Pump	N	E300.0	11/2/2004	50		mg/L	0.051
00610	Nitrogen, Ammonia (As N)	Pump	N	E350.1	11/2/2004	13	*	mg/L	0.012
	METALS								
01002	Arsenic	Pump	N	SW6010	11/5/2004	2.8	U	µg/L	2.8
01007	Barium	Pump	N	SW6010	11/5/2004	240		µg/L	0.23
01012	Beryllium	Pump	N	SW6010	11/5/2004	0.056	U	µg/L	0.056
01027	Cadmium	Pump	N	SW6010	11/5/2004	0.34	U	µg/L	0.34
01034	Chromium	Pump	N	SW6010	11/5/2004	0.65	I	µg/L	0.60
01037	Cobalt	Pump	N	SW6010	11/5/2004	14		µg/L	1.6
01042	Copper	Pump	N	SW6010	11/5/2004	0.47	U	µg/L	0.47
01045	Iron	Pump	N	SW6010	11/5/2004	23000	*	µg/L	11
01051	Lead	Pump	N	SW6010	11/5/2004	2.2	U	µg/L	2.2
01067	Nickel	Pump	N	SW6010	11/5/2004	1.2	I	µg/L	1.0
01147	Selenium	Pump	N	SW6010	11/5/2004	3.1	U	µg/L	3.1
01077	Silver	Pump	N	SW6010	11/5/2004	0.93	U	µg/L	0.93
00929	Sodium	Pump	N	SW6010	11/5/2004	57000		µg/L	190
01087	Vanadium	Pump	N	SW6010	11/5/2004	1.3	I	µg/L	0.73
01092	Zinc	Pump	N	SW6010	11/5/2004	3.5	U	µg/L	3.5
	Antimony	Pump	N	SW6020	11/5/2004	0.40	U	µg/L	0.40

Data Qualifier Code Key:

- * Value exceeds Maximum Contaminant Level
- S Spike Recovery outside accepted recovery limits
- V Analyte detected in the associated Method Blank
- I Analyte detected below quantitation limits
- U Not Detected Above the MDL

Tomoka LF GW Nov 2004

PARAMETER MONITORING REPORT

Ground Water (Rule 62-520.400,.420, .460)

Surface Water (Rule 62-302.500, .510, .503)

Leachate (Rule 62-701.510)

LAB Submission Number: F04110016

Sample Number: F04110016-006

Facility WACS:	64-00027540	**Sample Date/Time:**	11/1/2004 11:43:00 AM
Well/Sampling Point WACS:	15636	**Report Period:**	Tomoka Nov 04
Well/Sampling Point Name:	B1B	**Well Purged:**	YES
Classification of Groundwater:	G-II	**Well Type:**	Compliance
Ground Water Elevation: (NGVD):	20.61		

Storet Code	Parameter Monitored	Sampling Method	Filtered Y/N	Analysis Method	Analysis Date	Analysis Result	Q	Units	Detection Limits
	Thallium	Pump	N	SW6020	11/5/2004	0.12	U	µg/L	0.12
71900	Mercury	Pump	N	SW7470	11/11/2004	0.012	U	µg/L	0.012
	ORGANICS								
49146	1,2-Dibromo-3-chloropropane	Pump	N	SW8011	11/8/2004	0.0014	U	µg/L	0.0014
77651	Ethylene Dibromide	Pump	N	SW8011	11/8/2004	0.0030	U	µg/L	0.0030
81552	Acetone	Pump	N	SW8260	11/12/2004	3.7	U	µg/L	3.7
34215	Acrylonitrile	Pump	N	SW8260	11/12/2004	2.2	U	µg/L	2.2
34030	Benzene	Pump	N	SW8260	11/12/2004	0.23	U	µg/L	0.23
73085	Bromochloromethane	Pump	N	SW8260	11/12/2004	0.21	U	µg/L	0.21
32101	Bromodichloromethane	Pump	N	SW8260	11/12/2004	0.26	U	µg/L	0.26
32104	Bromoform	Pump	N	SW8260	11/12/2004	0.28	U	µg/L	0.28
34413	Bromomethane	Pump	N	SW8260	11/12/2004	0.60	U	µg/L	0.60
81595	2-Butanone	Pump	N	SW8260	11/12/2004	1.8	U	µg/L	1.8
77041	Carbon disulfide	Pump	N	SW8260	11/12/2004	0.49	U	µg/L	0.49
32102	Carbon tetrachloride	Pump	N	SW8260	11/12/2004	0.29	U	µg/L	0.29
34301	Chlorobenzene	Pump	N	SW8260	11/12/2004	0.15	U	µg/L	0.15
34311	Chloroethane	Pump	N	SW8260	11/12/2004	0.51	U	µg/L	0.51
32106	Chloroform	Pump	N	SW8260	11/12/2004	0.23	U	µg/L	0.23
34418	Chloromethane	Pump	N	SW8260	11/12/2004	0.50	U	µg/L	0.50
32105	Dibromochloromethane	Pump	N	SW8260	11/12/2004	0.19	U	µg/L	0.19
77596	Dibromomethane	Pump	N	SW8260	11/12/2004	0.30	U	µg/L	0.30
77268	trans-1,4-Dichloro-2-butene	Pump	N	SW8260	11/12/2004	0.64	U	µg/L	0.64
34536	1,2-Dichlorobenzene	Pump	N	SW8260	11/12/2004	0.19	U	µg/L	0.19
34571	1,4-Dichlorobenzene	Pump	N	SW8260	11/12/2004	0.19	U	µg/L	0.19
34496	1,1-Dichloroethane	Pump	N	SW8260	11/12/2004	0.26	U	µg/L	0.26
34531	1,2-Dichloroethane	Pump	N	SW8260	11/12/2004	0.19	U	µg/L	0.19
34501	1,1-Dichloroethene	Pump	N	SW8260	11/12/2004	0.40	U	µg/L	0.40
77093	cis-1,2-Dichloroethene	Pump	N	SW8260	11/12/2004	0.17	U	µg/L	0.17
34546	trans-1,2-Dichloroethene	Pump	N	SW8260	11/12/2004	0.17	U	µg/L	0.17
34541	1,2-Dichloropropane	Pump	N	SW8260	11/12/2004	0.33	U	µg/L	0.33
34704	cis-1,3-Dichloropropene	Pump	N	SW8260	11/12/2004	0.23	U	µg/L	0.23
34699	trans-1,3-Dichloropropene	Pump	N	SW8260	11/12/2004	0.25	U	µg/L	0.25

Data Qualifier Code Key:

- * Value exceeds Maximum Contaminant Level
- S Spike Recovery outside accepted recovery limits
- V Analyte detected in the associated Method Blank
- I Analyte detected below quantitation limits
- U Not Detected Above the MDL

Tomoka LF GW Nov 2004

PARAMETER MONITORING REPORT

Ground Water (Rule 62-520.400,.420, .460)

Surface Water (Rule 62-302.500, .510, .503)

Leachate (Rule 62-701.510)

LAB Submission Number: F04110016

Sample Number: F04110016-006

Facility WACS:	64-00027540	**Sample Date/Time:**	11/1/2004 11:43:00 AM
Well/Sampling Point WACS:	15636	**Report Period:**	Tomoka Nov 04
Well/Sampling Point Name:	B1B	**Well Purged:**	YES
Classification of Groundwater:	G-II	**Well Type:**	Compliance
Ground Water Elevation: (NGVD):	20.61		

Storet Code	Parameter Monitored	Sampling Method	Filtered Y/N	Analysis Method	Analysis Date	Analysis Result	Q	Units	Detection Limits
34371	Ethylbenzene	Pump	N	SW8260	11/12/2004	0.20	U	µg/L	0.20
77103	2-Hexanone	Pump	N	SW8260	11/12/2004	0.28	U	µg/L	0.28
77424	Iodomethane	Pump	N	SW8260	11/12/2004	0.52	U	µg/L	0.52
81596	4-Methyl-2-pentanone	Pump	N	SW8260	11/12/2004	0.26	U	µg/L	0.26
34423	Methylene chloride	Pump	N	SW8260	11/12/2004	2.0	U	µg/L	2.0
77128	Styrene	Pump	N	SW8260	11/12/2004	0.12	U	µg/L	0.12
77562	1,1,1,2-Tetrachloroethane	Pump	N	SW8260	11/12/2004	0.24	U	µg/L	0.24
34516	1,1,2,2-Tetrachloroethane	Pump	N	SW8260	11/12/2004	0.44	U	µg/L	0.44
34475	Tetrachloroethene	Pump	N	SW8260	11/12/2004	0.17	U	µg/L	0.17
34010	Toluene	Pump	N	SW8260	11/12/2004	0.35	U	µg/L	0.35
34506	1,1,1-Trichloroethane	Pump	N	SW8260	11/12/2004	0.33	U	µg/L	0.33
34511	1,1,2-Trichloroethane	Pump	N	SW8260	11/12/2004	0.17	U	µg/L	0.17
39180	Trichloroethene	Pump	N	SW8260	11/12/2004	0.27	U	µg/L	0.27
34488	Trichlorofluoromethane	Pump	N	SW8260	11/12/2004	0.50	U	µg/L	0.50
77443	1,2,3-Trichloropropane	Pump	N	SW8260	11/12/2004	0.24	U	µg/L	0.24
77057	Vinyl acetate	Pump	N	SW8260	11/12/2004	0.46	U	µg/L	0.46
39175	Vinyl chloride	Pump	N	SW8260	11/12/2004	0.43	U	µg/L	0.43
34020	Xylenes, Total	Pump	N	SW8260	11/12/2004	0.32	U	µg/L	0.32

Data Qualifier Code Key:

- * Value exceeds Maximum Contaminant Level
- S Spike Recovery outside accepted recovery limits
- V Analyte detected in the associated Method Blank
- I Analyte detected below quantitation limits
- U Not Detected Above the MDL

Tomoka LF GW Nov 2004

PARAMETER MONITORING REPORT

Ground Water (Rule 62-520.400,.420, .460)

Surface Water (Rule 62-302.500, .510, .503)

Leachate (Rule 62-701.510)

LAB Submission Number: F04110016

Sample Number: F04110016-007

Facility WACS:	64-00027540	**Sample Date/Time:**	11/1/2004 12:13:00 PM
Well/Sampling Point WACS:	15808	**Report Period:**	Tomoka Nov 04
Well/Sampling Point Name:	B42-1	**Well Purged:**	YES
Classification of Groundwater:	G-II	**Well Type:**	Compliance
Ground Water Elevation: (NGVD):	22.05		

Storet Code	Parameter Monitored	Sampling Method	Filtered Y/N	Analysis Method	Analysis Date	Analysis Result	Q	Units	Detection Limits
	FIELD								
	Conductivity	Pump	N	FLD	11/1/2004	1364		umhos/c	
	Depth To Water	Pump	N	FLD	11/1/2004	6.45			
	Dissolved Oxygen	Pump	N	FLD	11/1/2004	1.50		mg/L	
	pH	Pump	N	FLD	11/1/2004	5.36		S.U.	
	Reference Elevation	Pump	N	FLD	11/1/2004	28.50			
	Temperature	Pump	N	FLD	11/1/2004	22.6		deg C	
	Turbidity	Pump	N	FLD	11/1/2004	2.51		NTU	
	INORGANICS								
70300	Solids, Total Dissolved	Pump	N	E160.1	11/2/2004	1100	*	mg/L	1.2
00940	Chloride	Pump	N	E300.0	11/4/2004	190		mg/L	0.36
00620	Nitrogen, Nitrate	Pump	N	E300.0	11/2/2004	0.042	I	mg/L	0.0091
00945	Sulfate	Pump	N	E300.0	11/4/2004	390		mg/L	0.51
00610	Nitrogen, Ammonia (As N)	Pump	N	E350.1	11/2/2004	0.49		mg/L	0.012
	METALS								
01002	Arsenic	Pump	N	SW6010	11/5/2004	2.8	U	µg/L	2.8
01007	Barium	Pump	N	SW6010	11/5/2004	220		µg/L	0.23
01012	Beryllium	Pump	N	SW6010	11/5/2004	0.078	I	µg/L	0.056
01027	Cadmium	Pump	N	SW6010	11/5/2004	0.34	U	µg/L	0.34
01034	Chromium	Pump	N	SW6010	11/5/2004	1.4	I	µg/L	0.60
01037	Cobalt	Pump	N	SW6010	11/5/2004	11		µg/L	1.6
01042	Copper	Pump	N	SW6010	11/5/2004	0.59	I	µg/L	0.47
01045	Iron	Pump	N	SW6010	11/5/2004	26000	*	µg/L	11
01051	Lead	Pump	N	SW6010	11/5/2004	2.2	U	µg/L	2.2
01067	Nickel	Pump	N	SW6010	11/5/2004	1.0	U	µg/L	1.0
01147	Selenium	Pump	N	SW6010	11/5/2004	3.1	U	µg/L	3.1
01077	Silver	Pump	N	SW6010	11/5/2004	0.93	U	µg/L	0.93
00929	Sodium	Pump	N	SW6010	11/5/2004	110000		µg/L	190
01087	Vanadium	Pump	N	SW6010	11/5/2004	1.4	I	µg/L	0.73
01092	Zinc	Pump	N	SW6010	11/5/2004	3.5	U	µg/L	3.5
	Antimony	Pump	N	SW6020	11/5/2004	0.40	U	µg/L	0.40

Data Qualifier Code Key:

- * Value exceeds Maximum Contaminant Level
- S Spike Recovery outside accepted recovery limits
- V Analyte detected in the associated Method Blank
- I Analyte detected below quantitation limits
- U Not Detected Above the MDL

Tomoka LF GW Nov 2004

PARAMETER MONITORING REPORT

Ground Water (Rule 62-520.400,.420, .460)

Surface Water (Rule 62-302.500, .510, .503)

Leachate (Rule 62-701.510)

LAB Submission Number: F04110016

Sample Number: F04110016-007

Facility WACS:	64-00027540	**Sample Date/Time:**	11/1/2004 12:13:00 PM
Well/Sampling Point WACS:	15808	**Report Period:**	Tomoka Nov 04
Well/Sampling Point Name:	B42-1	**Well Purged:**	YES
Classification of Groundwater:	G-II	**Well Type:**	Compliance
Ground Water Elevation: (NGVD):	22.05		

Storet Code	Parameter Monitored	Sampling Method	Filtered Y/N	Analysis Method	Analysis Date	Analysis Result	Q	Units	Detection Limits
	Thallium	Pump	N	SW6020	11/5/2004	0.12	U	µg/L	0.12
71900	Mercury	Pump	N	SW7470	11/11/2004	0.012	U	µg/L	0.012
	ORGANICS								
49146	1,2-Dibromo-3-chloropropane	Pump	N	SW8011	11/8/2004	0.0014	U	µg/L	0.0014
77651	Ethylene Dibromide	Pump	N	SW8011	11/8/2004	0.0030	U	µg/L	0.0030
81552	Acetone	Pump	N	SW8260	11/12/2004	3.7	U	µg/L	3.7
34215	Acrylonitrile	Pump	N	SW8260	11/12/2004	2.2	U	µg/L	2.2
34030	Benzene	Pump	N	SW8260	11/12/2004	0.23	U	µg/L	0.23
73085	Bromochloromethane	Pump	N	SW8260	11/12/2004	0.21	U	µg/L	0.21
32101	Bromodichloromethane	Pump	N	SW8260	11/12/2004	0.26	U	µg/L	0.26
32104	Bromoform	Pump	N	SW8260	11/12/2004	0.28	U	µg/L	0.28
34413	Bromomethane	Pump	N	SW8260	11/12/2004	0.60	U	µg/L	0.60
81595	2-Butanone	Pump	N	SW8260	11/12/2004	1.8	U	µg/L	1.8
77041	Carbon disulfide	Pump	N	SW8260	11/12/2004	0.49	U	µg/L	0.49
32102	Carbon tetrachloride	Pump	N	SW8260	11/12/2004	0.29	U	µg/L	0.29
34301	Chlorobenzene	Pump	N	SW8260	11/12/2004	0.15	U	µg/L	0.15
34311	Chloroethane	Pump	N	SW8260	11/12/2004	0.51	U	µg/L	0.51
32106	Chloroform	Pump	N	SW8260	11/12/2004	0.23	U	µg/L	0.23
34418	Chloromethane	Pump	N	SW8260	11/12/2004	0.50	U	µg/L	0.50
32105	Dibromochloromethane	Pump	N	SW8260	11/12/2004	0.19	U	µg/L	0.19
77596	Dibromomethane	Pump	N	SW8260	11/12/2004	0.30	U	µg/L	0.30
77268	trans-1,4-Dichloro-2-butene	Pump	N	SW8260	11/12/2004	0.64	U	µg/L	0.64
34536	1,2-Dichlorobenzene	Pump	N	SW8260	11/12/2004	0.19	U	µg/L	0.19
34571	1,4-Dichlorobenzene	Pump	N	SW8260	11/12/2004	0.19	U	µg/L	0.19
34496	1,1-Dichloroethane	Pump	N	SW8260	11/12/2004	0.26	U	µg/L	0.26
34531	1,2-Dichloroethane	Pump	N	SW8260	11/12/2004	0.19	U	µg/L	0.19
34501	1,1-Dichloroethene	Pump	N	SW8260	11/12/2004	0.40	U	µg/L	0.40
77093	cis-1,2-Dichloroethene	Pump	N	SW8260	11/12/2004	0.17	U	µg/L	0.17
34546	trans-1,2-Dichloroethene	Pump	N	SW8260	11/12/2004	0.17	U	µg/L	0.17
34541	1,2-Dichloropropane	Pump	N	SW8260	11/12/2004	0.33	U	µg/L	0.33
34704	cis-1,3-Dichloropropene	Pump	N	SW8260	11/12/2004	0.23	U	µg/L	0.23
34699	trans-1,3-Dichloropropene	Pump	N	SW8260	11/12/2004	0.25	U	µg/L	0.25

Data Qualifier Code Key:

- * Value exceeds Maximum Contaminant Level
- S Spike Recovery outside accepted recovery limits
- V Analyte detected in the associated Method Blank
- I Analyte detected below quantitation limits
- U Not Detected Above the MDL

Tomoka LF GW Nov 2004

PARAMETER MONITORING REPORT

Ground Water (Rule 62-520.400,.420, .460)

Surface Water (Rule 62-302.500, .510, .503)

Leachate (Rule 62-701.510)

LAB Submission Number: F04110016

Sample Number: F04110016-007

Facility WACS:	64-00027540	**Sample Date/Time:**	11/1/2004 12:13:00 PM
Well/Sampling Point WACS:	15808	**Report Period:**	Tomoka Nov 04
Well/Sampling Point Name:	B42-1	**Well Purged:**	YES
Classification of Groundwater:	G-II	**Well Type:**	Compliance
Ground Water Elevation: (NGVD):	22.05		

Storet Code	Parameter Monitored	Sampling Method	Filtered Y/N	Analysis Method	Analysis Date	Analysis Result	Q	Units	Detection Limits
34371	Ethylbenzene	Pump	N	SW8260	11/12/2004	0.23	IV	µg/L	0.20
77103	2-Hexanone	Pump	N	SW8260	11/12/2004	0.28	U	µg/L	0.28
77424	Iodomethane	Pump	N	SW8260	11/12/2004	0.52	U	µg/L	0.52
81596	4-Methyl-2-pentanone	Pump	N	SW8260	11/12/2004	0.26	U	µg/L	0.26
34423	Methylene chloride	Pump	N	SW8260	11/12/2004	2.0	U	µg/L	2.0
77128	Styrene	Pump	N	SW8260	11/12/2004	0.12	U	µg/L	0.12
77562	1,1,1,2-Tetrachloroethane	Pump	N	SW8260	11/12/2004	0.24	U	µg/L	0.24
34516	1,1,2,2-Tetrachloroethane	Pump	N	SW8260	11/12/2004	0.44	U	µg/L	0.44
34475	Tetrachloroethene	Pump	N	SW8260	11/12/2004	0.17	U	µg/L	0.17
34010	Toluene	Pump	N	SW8260	11/12/2004	0.35	U	µg/L	0.35
34506	1,1,1-Trichloroethane	Pump	N	SW8260	11/12/2004	0.33	U	µg/L	0.33
34511	1,1,2-Trichloroethane	Pump	N	SW8260	11/12/2004	0.17	U	µg/L	0.17
39180	Trichloroethene	Pump	N	SW8260	11/12/2004	0.27	U	µg/L	0.27
34488	Trichlorofluoromethane	Pump	N	SW8260	11/12/2004	0.50	U	µg/L	0.50
77443	1,2,3-Trichloropropane	Pump	N	SW8260	11/12/2004	0.24	U	µg/L	0.24
77057	Vinyl acetate	Pump	N	SW8260	11/12/2004	0.46	U	µg/L	0.46
39175	Vinyl chloride	Pump	N	SW8260	11/12/2004	0.43	U	µg/L	0.43
34020	Xylenes, Total	Pump	N	SW8260	11/12/2004	0.32	U	µg/L	0.32

Data Qualifier Code Key:

- * Value exceeds Maximum Contaminant Level
- S Spike Recovery outside accepted recovery limits
- V Analyte detected in the associated Method Blank
- I Analyte detected below quantitation limits
- U Not Detected Above the MDL

Tomoka LF GW Nov 2004

PARAMETER MONITORING REPORT

Ground Water (Rule 62-520.400,.420, .460)

Surface Water (Rule 62-302.500, .510, .503)

Leachate (Rule 62-701.510)

LAB Submission Number: F04110016

Sample Number: F04110016-008

Facility WACS:	64-00027540	**Sample Date/Time:**	11/1/2004 12:48:00 PM
Well/Sampling Point WACS:	15809	**Report Period:**	Tomoka Nov 04
Well/Sampling Point Name:	B42-2	**Well Purged:**	YES
Classification of Groundwater:	G-II	**Well Type:**	Compliance
Ground Water Elevation: (NGVD):	23.96		

Storet Code	Parameter Monitored	Sampling Method	Filtered Y/N	Analysis Method	Analysis Date	Analysis Result	Q	Units	Detection Limits
	FIELD								
	Conductivity	Pump	N	FLD	11/1/2004	495		umhos/c	
	Depth To Water	Pump	N	FLD	11/1/2004	4.40			
	Dissolved Oxygen	Pump	N	FLD	11/1/2004	1.41		mg/L	
	pH	Pump	N	FLD	11/1/2004	5.95		S.U.	
	Reference Elevation	Pump	N	FLD	11/1/2004	28.36			
	Temperature	Pump	N	FLD	11/1/2004	23.5		deg C	
	Turbidity	Pump	N	FLD	11/1/2004	1.27		NTU	
	INORGANICS								
70300	Solids, Total Dissolved	Pump	N	E160.1	11/2/2004	360		mg/L	1.2
00940	Chloride	Pump	N	E300.0	11/2/2004	31		mg/L	0.036
00620	Nitrogen, Nitrate	Pump	N	E300.0	11/2/2004	0.0091	U	mg/L	0.0091
00945	Sulfate	Pump	N	E300.0	11/2/2004	53		mg/L	0.051
00610	Nitrogen, Ammonia (As N)	Pump	N	E350.1	11/2/2004	1.1		mg/L	0.012
	METALS								
01002	Arsenic	Pump	N	SW6010	11/5/2004	2.8	U	µg/L	2.8
01007	Barium	Pump	N	SW6010	11/5/2004	32		µg/L	0.23
01012	Beryllium	Pump	N	SW6010	11/5/2004	0.056	U	µg/L	0.056
01027	Cadmium	Pump	N	SW6010	11/5/2004	0.34	U	µg/L	0.34
01034	Chromium	Pump	N	SW6010	11/5/2004	1.1	I	µg/L	0.60
01037	Cobalt	Pump	N	SW6010	11/5/2004	4.7	I	µg/L	1.6
01042	Copper	Pump	N	SW6010	11/5/2004	0.55	I	µg/L	0.47
01045	Iron	Pump	N	SW6010	11/5/2004	3500	*	µg/L	11
01051	Lead	Pump	N	SW6010	11/5/2004	2.2	U	µg/L	2.2
01067	Nickel	Pump	N	SW6010	11/5/2004	1.0	U	µg/L	1.0
01147	Selenium	Pump	N	SW6010	11/5/2004	3.1	U	µg/L	3.1
01077	Silver	Pump	N	SW6010	11/5/2004	0.93	U	µg/L	0.93
00929	Sodium	Pump	N	SW6010	11/5/2004	33000		µg/L	190
01087	Vanadium	Pump	N	SW6010	11/5/2004	1.6	I	µg/L	0.73
01092	Zinc	Pump	N	SW6010	11/5/2004	3.5	U	µg/L	3.5
	Antimony	Pump	N	SW6020	11/5/2004	0.40	U	µg/L	0.40

Data Qualifier Code Key:

- * Value exceeds Maximum Contaminant Level
- S Spike Recovery outside accepted recovery limits
- V Analyte detected in the associated Method Blank
- I Analyte detected below quantitation limits
- U Not Detected Above the MDL

Tomoka LF GW Nov 2004

PARAMETER MONITORING REPORT

Ground Water (Rule 62-520.400,.420, .460)

Surface Water (Rule 62-302.500, .510, .503)

Leachate (Rule 62-701.510)

LAB Submission Number: F04110016

Sample Number: F04110016-008

Facility WACS:	64-00027540	**Sample Date/Time:**	11/1/2004 12:48:00 PM
Well/Sampling Point WACS:	15809	**Report Period:**	Tomoka Nov 04
Well/Sampling Point Name:	B42-2	**Well Purged:**	YES
Classification of Groundwater:	G-II	**Well Type:**	Compliance
Ground Water Elevation: (NGVD):	23.96		

Storet Code	Parameter Monitored	Sampling Method	Filtered Y/N	Analysis Method	Analysis Date	Analysis Result	Q	Units	Detection Limits
	Thallium	Pump	N	SW6020	11/5/2004	0.12	U	µg/L	0.12
71900	Mercury	Pump	N	SW7470	11/11/2004	0.012	U	µg/L	0.012
	ORGANICS								
49146	1,2-Dibromo-3-chloropropane	Pump	N	SW8011	11/8/2004	0.0014	U	µg/L	0.0014
77651	Ethylene Dibromide	Pump	N	SW8011	11/8/2004	0.0030	U	µg/L	0.0030
81552	Acetone	Pump	N	SW8260	11/12/2004	3.7	U	µg/L	3.7
34215	Acrylonitrile	Pump	N	SW8260	11/12/2004	2.2	U	µg/L	2.2
34030	Benzene	Pump	N	SW8260	11/12/2004	0.23	U	µg/L	0.23
73085	Bromochloromethane	Pump	N	SW8260	11/12/2004	0.21	U	µg/L	0.21
32101	Bromodichloromethane	Pump	N	SW8260	11/12/2004	0.26	U	µg/L	0.26
32104	Bromoform	Pump	N	SW8260	11/12/2004	0.28	U	µg/L	0.28
34413	Bromomethane	Pump	N	SW8260	11/12/2004	0.60	U	µg/L	0.60
81595	2-Butanone	Pump	N	SW8260	11/12/2004	1.8	U	µg/L	1.8
77041	Carbon disulfide	Pump	N	SW8260	11/12/2004	0.49	U	µg/L	0.49
32102	Carbon tetrachloride	Pump	N	SW8260	11/12/2004	0.29	U	µg/L	0.29
34301	Chlorobenzene	Pump	N	SW8260	11/12/2004	0.15	U	µg/L	0.15
34311	Chloroethane	Pump	N	SW8260	11/12/2004	0.51	U	µg/L	0.51
32106	Chloroform	Pump	N	SW8260	11/12/2004	0.23	U	µg/L	0.23
34418	Chloromethane	Pump	N	SW8260	11/12/2004	0.50	U	µg/L	0.50
32105	Dibromochloromethane	Pump	N	SW8260	11/12/2004	0.19	U	µg/L	0.19
77596	Dibromomethane	Pump	N	SW8260	11/12/2004	0.30	U	µg/L	0.30
77268	trans-1,4-Dichloro-2-butene	Pump	N	SW8260	11/12/2004	0.64	U	µg/L	0.64
34536	1,2-Dichlorobenzene	Pump	N	SW8260	11/12/2004	0.19	U	µg/L	0.19
34571	1,4-Dichlorobenzene	Pump	N	SW8260	11/12/2004	0.19	U	µg/L	0.19
34496	1,1-Dichloroethane	Pump	N	SW8260	11/12/2004	0.26	U	µg/L	0.26
34531	1,2-Dichloroethane	Pump	N	SW8260	11/12/2004	0.19	U	µg/L	0.19
34501	1,1-Dichloroethene	Pump	N	SW8260	11/12/2004	0.40	U	µg/L	0.40
77093	cis-1,2-Dichloroethene	Pump	N	SW8260	11/12/2004	0.17	U	µg/L	0.17
34546	trans-1,2-Dichloroethene	Pump	N	SW8260	11/12/2004	0.17	U	µg/L	0.17
34541	1,2-Dichloropropane	Pump	N	SW8260	11/12/2004	0.33	U	µg/L	0.33
34704	cis-1,3-Dichloropropene	Pump	N	SW8260	11/12/2004	0.23	U	µg/L	0.23
34699	trans-1,3-Dichloropropene	Pump	N	SW8260	11/12/2004	0.25	U	µg/L	0.25

Data Qualifier Code Key:

- * Value exceeds Maximum Contaminant Level
- S Spike Recovery outside accepted recovery limits
- V Analyte detected in the associated Method Blank
- I Analyte detected below quantitation limits
- U Not Detected Above the MDL

Tomoka LF GW Nov 2004

PARAMETER MONITORING REPORT

Ground Water (Rule 62-520.400,.420, .460)

Surface Water (Rule 62-302.500, .510, .503)

Leachate (Rule 62-701.510)

LAB Submission Number: F04110016

Sample Number: F04110016-008

Facility WACS:	64-00027540	**Sample Date/Time:**	11/1/2004 12:48:00 PM
Well/Sampling Point WACS:	15809	**Report Period:**	Tomoka Nov 04
Well/Sampling Point Name:	B42-2	**Well Purged:**	YES
Classification of Groundwater:	G-II	**Well Type:**	Compliance
Ground Water Elevation: (NGVD):	23.96		

Storet Code	Parameter Monitored	Sampling Method	Filtered Y/N	Analysis Method	Analysis Date	Analysis Result	Q	Units	Detection Limits
34371	Ethylbenzene	Pump	N	SW8260	11/12/2004	0.20	U	µg/L	0.20
77103	2-Hexanone	Pump	N	SW8260	11/12/2004	0.28	U	µg/L	0.28
77424	Iodomethane	Pump	N	SW8260	11/12/2004	0.52	U	µg/L	0.52
81596	4-Methyl-2-pentanone	Pump	N	SW8260	11/12/2004	0.26	U	µg/L	0.26
34423	Methylene chloride	Pump	N	SW8260	11/12/2004	2.0	U	µg/L	2.0
77128	Styrene	Pump	N	SW8260	11/12/2004	0.12	U	µg/L	0.12
77562	1,1,1,2-Tetrachloroethane	Pump	N	SW8260	11/12/2004	0.24	U	µg/L	0.24
34516	1,1,2,2-Tetrachloroethane	Pump	N	SW8260	11/12/2004	0.44	U	µg/L	0.44
34475	Tetrachloroethene	Pump	N	SW8260	11/12/2004	0.17	U	µg/L	0.17
34010	Toluene	Pump	N	SW8260	11/12/2004	0.35	U	µg/L	0.35
34506	1,1,1-Trichloroethane	Pump	N	SW8260	11/12/2004	0.33	U	µg/L	0.33
34511	1,1,2-Trichloroethane	Pump	N	SW8260	11/12/2004	0.17	U	µg/L	0.17
39180	Trichloroethene	Pump	N	SW8260	11/12/2004	0.27	U	µg/L	0.27
34488	Trichlorofluoromethane	Pump	N	SW8260	11/12/2004	0.50	U	µg/L	0.50
77443	1,2,3-Trichloropropane	Pump	N	SW8260	11/12/2004	0.24	U	µg/L	0.24
77057	Vinyl acetate	Pump	N	SW8260	11/12/2004	0.46	U	µg/L	0.46
39175	Vinyl chloride	Pump	N	SW8260	11/12/2004	0.43	U	µg/L	0.43
34020	Xylenes, Total	Pump	N	SW8260	11/12/2004	0.32	U	µg/L	0.32

Data Qualifier Code Key:

- * Value exceeds Maximum Contaminant Level
- S Spike Recovery outside accepted recovery limits
- V Analyte detected in the associated Method Blank
- I Analyte detected below quantitation limits
- U Not Detected Above the MDL

Tomoka LF GW Nov 2004

PARAMETER MONITORING REPORT

Ground Water (Rule 62-520.400,.420, .460)

Surface Water (Rule 62-302.500, .510, .503)

Leachate (Rule 62-701.510)

LAB Submission Number: F04110016

Sample Number: F04110016-009

Facility WACS:	64-00027540	**Sample Date/Time:**	11/1/2004 1:15:00 PM
Well/Sampling Point WACS:	15635	**Report Period:**	Tomoka Nov 04
Well/Sampling Point Name:	MO5B	**Well Purged:**	YES
Classification of Groundwater:	G-II	**Well Type:**	Compliance
Ground Water Elevation: (NGVD):	20.66		

Storet Code	Parameter Monitored	Sampling Method	Filtered Y/N	Analysis Method	Analysis Date	Analysis Result	Q	Units	Detection Limits
	FIELD								
	Conductivity	Pump	N	FLD	11/1/2004	1234		umhos/c	
	Depth To Water	Pump	N	FLD	11/1/2004	8.58			
	Dissolved Oxygen	Pump	N	FLD	11/1/2004	0.81		mg/L	
	pH	Pump	N	FLD	11/1/2004	5.96		S.U.	
	Reference Elevation	Pump	N	FLD	11/1/2004	29.24			
	Temperature	Pump	N	FLD	11/1/2004	22.8		deg C	
	Turbidity	Pump	N	FLD	11/1/2004	0.58		NTU	
	INORGANICS								
70300	Solids, Total Dissolved	Pump	N	E160.1	11/2/2004	1000	*	mg/L	1.2
00940	Chloride	Pump	N	E300.0	11/4/2004	190		mg/L	0.36
00620	Nitrogen, Nitrate	Pump	N	E300.0	11/2/2004	0.0091	U	mg/L	0.0091
00945	Sulfate	Pump	N	E300.0	11/4/2004	190		mg/L	0.51
00610	Nitrogen, Ammonia (As N)	Pump	N	E350.1	11/2/2004	0.98		mg/L	0.012
	METALS								
01002	Arsenic	Pump	N	SW6010	11/5/2004	2.8	U	µg/L	2.8
01007	Barium	Pump	N	SW6010	11/5/2004	220		µg/L	0.23
01012	Beryllium	Pump	N	SW6010	11/5/2004	0.056	U	µg/L	0.056
01027	Cadmium	Pump	N	SW6010	11/5/2004	0.34	U	µg/L	0.34
01034	Chromium	Pump	N	SW6010	11/5/2004	1.4	I	µg/L	0.60
01037	Cobalt	Pump	N	SW6010	11/5/2004	14		µg/L	1.6
01042	Copper	Pump	N	SW6010	11/5/2004	0.47	U	µg/L	0.47
01045	Iron	Pump	N	SW6010	11/5/2004	16000	*	µg/L	11
01051	Lead	Pump	N	SW6010	11/5/2004	2.2	U	µg/L	2.2
01067	Nickel	Pump	N	SW6010	11/5/2004	1.3	I	µg/L	1.0
01147	Selenium	Pump	N	SW6010	11/5/2004	3.1	U	µg/L	3.1
01077	Silver	Pump	N	SW6010	11/5/2004	0.93	U	µg/L	0.93
00929	Sodium	Pump	N	SW6010	11/5/2004	54000		µg/L	190
01087	Vanadium	Pump	N	SW6010	11/5/2004	0.94	I	µg/L	0.73
01092	Zinc	Pump	N	SW6010	11/5/2004	3.5	U	µg/L	3.5
	Antimony	Pump	N	SW6020	11/5/2004	0.40	U	µg/L	0.40

Data Qualifier Code Key:

- * Value exceeds Maximum Contaminant Level
- S Spike Recovery outside accepted recovery limits
- V Analyte detected in the associated Method Blank
- I Analyte detected below quantitation limits
- U Not Detected Above the MDL

Tomoka LF GW Nov 2004

PARAMETER MONITORING REPORT

Ground Water (Rule 62-520.400,.420, .460)

Surface Water (Rule 62-302.500, .510, .503)

Leachate (Rule 62-701.510)

LAB Submission Number: F04110016

Sample Number: F04110016-009

Facility WACS:	64-00027540	**Sample Date/Time:**	11/1/2004 1:15:00 PM
Well/Sampling Point WACS:	15635	**Report Period:**	Tomoka Nov 04
Well/Sampling Point Name:	MO5B	**Well Purged:**	YES
Classification of Groundwater:	G-II	**Well Type:**	Compliance
Ground Water Elevation: (NGVD):	20.66		

Storet Code	Parameter Monitored	Sampling Method	Filtered Y/N	Analysis Method	Analysis Date	Analysis Result	Q	Units	Detection Limits
	Thallium	Pump	N	SW6020	11/5/2004	0.12	U	µg/L	0.12
71900	Mercury	Pump	N	SW7470	11/11/2004	0.012	U	µg/L	0.012
	ORGANICS								
49146	1,2-Dibromo-3-chloropropane	Pump	N	SW8011	11/8/2004	0.0014	U	µg/L	0.0014
77651	Ethylene Dibromide	Pump	N	SW8011	11/8/2004	0.0030	U	µg/L	0.0030
81552	Acetone	Pump	N	SW8260	11/12/2004	3.7	U	µg/L	3.7
34215	Acrylonitrile	Pump	N	SW8260	11/12/2004	2.2	U	µg/L	2.2
34030	Benzene	Pump	N	SW8260	11/12/2004	0.23	U	µg/L	0.23
73085	Bromochloromethane	Pump	N	SW8260	11/12/2004	0.21	U	µg/L	0.21
32101	Bromodichloromethane	Pump	N	SW8260	11/12/2004	0.26	U	µg/L	0.26
32104	Bromoform	Pump	N	SW8260	11/12/2004	0.28	U	µg/L	0.28
34413	Bromomethane	Pump	N	SW8260	11/12/2004	0.60	U	µg/L	0.60
81595	2-Butanone	Pump	N	SW8260	11/12/2004	1.8	U	µg/L	1.8
77041	Carbon disulfide	Pump	N	SW8260	11/12/2004	0.49	U	µg/L	0.49
32102	Carbon tetrachloride	Pump	N	SW8260	11/12/2004	0.29	U	µg/L	0.29
34301	Chlorobenzene	Pump	N	SW8260	11/12/2004	0.15	U	µg/L	0.15
34311	Chloroethane	Pump	N	SW8260	11/12/2004	0.51	U	µg/L	0.51
32106	Chloroform	Pump	N	SW8260	11/12/2004	0.23	U	µg/L	0.23
34418	Chloromethane	Pump	N	SW8260	11/12/2004	0.50	U	µg/L	0.50
32105	Dibromochloromethane	Pump	N	SW8260	11/12/2004	0.19	U	µg/L	0.19
77596	Dibromomethane	Pump	N	SW8260	11/12/2004	0.30	U	µg/L	0.30
77268	trans-1,4-Dichloro-2-butene	Pump	N	SW8260	11/12/2004	0.64	U	µg/L	0.64
34536	1,2-Dichlorobenzene	Pump	N	SW8260	11/12/2004	0.19	U	µg/L	0.19
34571	1,4-Dichlorobenzene	Pump	N	SW8260	11/12/2004	0.19	U	µg/L	0.19
34496	1,1-Dichloroethane	Pump	N	SW8260	11/12/2004	0.26	U	µg/L	0.26
34531	1,2-Dichloroethane	Pump	N	SW8260	11/12/2004	0.19	U	µg/L	0.19
34501	1,1-Dichloroethene	Pump	N	SW8260	11/12/2004	0.40	U	µg/L	0.40
77093	cis-1,2-Dichloroethene	Pump	N	SW8260	11/12/2004	0.17	U	µg/L	0.17
34546	trans-1,2-Dichloroethene	Pump	N	SW8260	11/12/2004	0.17	U	µg/L	0.17
34541	1,2-Dichloropropane	Pump	N	SW8260	11/12/2004	0.33	U	µg/L	0.33
34704	cis-1,3-Dichloropropene	Pump	N	SW8260	11/12/2004	0.23	U	µg/L	0.23
34699	trans-1,3-Dichloropropene	Pump	N	SW8260	11/12/2004	0.25	U	µg/L	0.25

Data Qualifier Code Key:

- * Value exceeds Maximum Contaminant Level
- S Spike Recovery outside accepted recovery limits
- V Analyte detected in the associated Method Blank
- I Analyte detected below quantitation limits
- U Not Detected Above the MDL

Tomoka LF GW Nov 2004

PARAMETER MONITORING REPORT

Ground Water (Rule 62-520.400,.420, .460)

Surface Water (Rule 62-302.500, .510, .503)

Leachate (Rule 62-701.510)

LAB Submission Number: F04110016

Sample Number: F04110016-009

Facility WACS:	64-00027540	**Sample Date/Time:**	11/1/2004 1:15:00 PM
Well/Sampling Point WACS:	15635	**Report Period:**	Tomoka Nov 04
Well/Sampling Point Name:	MO5B	**Well Purged:**	YES
Classification of Groundwater:	G-II	**Well Type:**	Compliance
Ground Water Elevation: (NGVD):	20.66		

Storet Code	Parameter Monitored	Sampling Method	Filtered Y/N	Analysis Method	Analysis Date	Analysis Result	Q	Units	Detection Limits
34371	Ethylbenzene	Pump	N	SW8260	11/12/2004	0.20	U	µg/L	0.20
77103	2-Hexanone	Pump	N	SW8260	11/12/2004	0.28	U	µg/L	0.28
77424	Iodomethane	Pump	N	SW8260	11/12/2004	0.52	U	µg/L	0.52
81596	4-Methyl-2-pentanone	Pump	N	SW8260	11/12/2004	0.26	U	µg/L	0.26
34423	Methylene chloride	Pump	N	SW8260	11/12/2004	2.0	U	µg/L	2.0
77128	Styrene	Pump	N	SW8260	11/12/2004	0.12	U	µg/L	0.12
77562	1,1,1,2-Tetrachloroethane	Pump	N	SW8260	11/12/2004	0.24	U	µg/L	0.24
34516	1,1,2,2-Tetrachloroethane	Pump	N	SW8260	11/12/2004	0.44	U	µg/L	0.44
34475	Tetrachloroethene	Pump	N	SW8260	11/12/2004	0.17	U	µg/L	0.17
34010	Toluene	Pump	N	SW8260	11/12/2004	0.35	U	µg/L	0.35
34506	1,1,1-Trichloroethane	Pump	N	SW8260	11/12/2004	0.33	U	µg/L	0.33
34511	1,1,2-Trichloroethane	Pump	N	SW8260	11/12/2004	0.17	U	µg/L	0.17
39180	Trichloroethene	Pump	N	SW8260	11/12/2004	0.27	U	µg/L	0.27
34488	Trichlorofluoromethane	Pump	N	SW8260	11/12/2004	0.50	U	µg/L	0.50
77443	1,2,3-Trichloropropane	Pump	N	SW8260	11/12/2004	0.24	U	µg/L	0.24
77057	Vinyl acetate	Pump	N	SW8260	11/12/2004	0.46	U	µg/L	0.46
39175	Vinyl chloride	Pump	N	SW8260	11/12/2004	0.43	U	µg/L	0.43
34020	Xylenes, Total	Pump	N	SW8260	11/12/2004	0.32	U	µg/L	0.32

Data Qualifier Code Key:

- * Value exceeds Maximum Contaminant Level
- S Spike Recovery outside accepted recovery limits
- V Analyte detected in the associated Method Blank
- I Analyte detected below quantitation limits
- U Not Detected Above the MDL

Tomoka LF GW Nov 2004

PARAMETER MONITORING REPORT

Ground Water (Rule 62-520.400,.420, .460)

Surface Water (Rule 62-302.500, .510, .503)

Leachate (Rule 62-701.510)

LAB Submission Number: F04110016

Sample Number: F04110016-010

Facility WACS:	64-00027540	**Sample Date/Time:**	11/1/2004 1:45:00 PM
Well/Sampling Point WACS:	19800	**Report Period:**	Tomoka Nov 04
Well/Sampling Point Name:	B70-1	**Well Purged:**	YES
Classification of Groundwater:	G-II	**Well Type:**	Compliance
Ground Water Elevation: (NGVD):	21.6		

Storet Code	Parameter Monitored	Sampling Method	Filtered Y/N	Analysis Method	Analysis Date	Analysis Result	Q	Units	Detection Limits
	FIELD								
	Conductivity	Pump	N	FLD	11/1/2004	153		umhos/c	
	Depth To Water	Pump	N	FLD	11/1/2004	9.65			
	Dissolved Oxygen	Pump	N	FLD	11/1/2004	1.20		mg/L	
	pH	Pump	N	FLD	11/1/2004	5.99		S.U.	
	Reference Elevation	Pump	N	FLD	11/1/2004	31.25			
	Temperature	Pump	N	FLD	11/1/2004	24.4		deg C	
	Turbidity	Pump	N	FLD	11/1/2004	1.58		NTU	
	INORGANICS								
70300	Solids, Total Dissolved	Pump	N	E160.1	11/5/2004	110		mg/L	1.2
00940	Chloride	Pump	N	E300.0	11/2/2004	15		mg/L	0.036
00620	Nitrogen, Nitrate	Pump	N	E300.0	11/2/2004	0.077		mg/L	0.0091
00945	Sulfate	Pump	N	E300.0	11/2/2004	8.7		mg/L	0.051
00610	Nitrogen, Ammonia (As N)	Pump	N	E350.1	11/2/2004	0.032	I	mg/L	0.012
	METALS								
01002	Arsenic	Pump	N	SW6010	11/5/2004	2.8	U	µg/L	2.8
01007	Barium	Pump	N	SW6010	11/5/2004	11		µg/L	0.23
01012	Beryllium	Pump	N	SW6010	11/5/2004	0.20	I	µg/L	0.056
01027	Cadmium	Pump	N	SW6010	11/5/2004	0.34	U	µg/L	0.34
01034	Chromium	Pump	N	SW6010	11/5/2004	1.2	I	µg/L	0.60
01037	Cobalt	Pump	N	SW6010	11/5/2004	1.6	U	µg/L	1.6
01042	Copper	Pump	N	SW6010	11/5/2004	0.54	I	µg/L	0.47
01045	Iron	Pump	N	SW6010	11/5/2004	2600	*	µg/L	11
01051	Lead	Pump	N	SW6010	11/5/2004	2.2	U	µg/L	2.2
01067	Nickel	Pump	N	SW6010	11/5/2004	1.0	U	µg/L	1.0
01147	Selenium	Pump	N	SW6010	11/5/2004	3.1	U	µg/L	3.1
01077	Silver	Pump	N	SW6010	11/5/2004	0.93	U	µg/L	0.93
00929	Sodium	Pump	N	SW6010	11/5/2004	15000		µg/L	190
01087	Vanadium	Pump	N	SW6010	11/5/2004	0.99	I	µg/L	0.73
01092	Zinc	Pump	N	SW6010	11/5/2004	3.5	U	µg/L	3.5
	Antimony	Pump	N	SW6020	11/5/2004	0.40	U	µg/L	0.40

Data Qualifier Code Key:

- * Value exceeds Maximum Contaminant Level
- S Spike Recovery outside accepted recovery limits
- V Analyte detected in the associated Method Blank
- I Analyte detected below quantitation limits
- U Not Detected Above the MDL

Tomoka LF GW Nov 2004

PARAMETER MONITORING REPORT

Ground Water (Rule 62-520.400,.420, .460)

Surface Water (Rule 62-302.500, .510, .503)

Leachate (Rule 62-701.510)

LAB Submission Number: F04110016

Sample Number: F04110016-010

Facility WACS:	64-00027540	**Sample Date/Time:**	11/1/2004 1:45:00 PM
Well/Sampling Point WACS:	19800	**Report Period:**	Tomoka Nov 04
Well/Sampling Point Name:	B70-1	**Well Purged:**	YES
Classification of Groundwater:	G-II	**Well Type:**	Compliance
Ground Water Elevation: (NGVD):	21.6		

Storet Code	Parameter Monitored	Sampling Method	Filtered Y/N	Analysis Method	Analysis Date	Analysis Result	Q	Units	Detection Limits
	Thallium	Pump	N	SW6020	11/5/2004	0.12	U	µg/L	0.12
71900	Mercury	Pump	N	SW7470	11/11/2004	0.012	U	µg/L	0.012
	ORGANICS								
49146	1,2-Dibromo-3-chloropropane	Pump	N	SW8011	11/13/2004	0.0014	U	µg/L	0.0014
77651	Ethylene Dibromide	Pump	N	SW8011	11/13/2004	0.0030	U	µg/L	0.0030
81552	Acetone	Pump	N	SW8260	11/12/2004	3.7	U	µg/L	3.7
34215	Acrylonitrile	Pump	N	SW8260	11/12/2004	2.2	U	µg/L	2.2
34030	Benzene	Pump	N	SW8260	11/12/2004	0.23	U	µg/L	0.23
73085	Bromochloromethane	Pump	N	SW8260	11/12/2004	0.21	U	µg/L	0.21
32101	Bromodichloromethane	Pump	N	SW8260	11/12/2004	0.26	U	µg/L	0.26
32104	Bromoform	Pump	N	SW8260	11/12/2004	0.28	U	µg/L	0.28
34413	Bromomethane	Pump	N	SW8260	11/12/2004	0.60	U	µg/L	0.60
81595	2-Butanone	Pump	N	SW8260	11/12/2004	1.8	U	µg/L	1.8
77041	Carbon disulfide	Pump	N	SW8260	11/12/2004	0.49	U	µg/L	0.49
32102	Carbon tetrachloride	Pump	N	SW8260	11/12/2004	0.29	U	µg/L	0.29
34301	Chlorobenzene	Pump	N	SW8260	11/12/2004	0.15	U	µg/L	0.15
34311	Chloroethane	Pump	N	SW8260	11/12/2004	0.51	U	µg/L	0.51
32106	Chloroform	Pump	N	SW8260	11/12/2004	0.23	U	µg/L	0.23
34418	Chloromethane	Pump	N	SW8260	11/12/2004	0.50	U	µg/L	0.50
32105	Dibromochloromethane	Pump	N	SW8260	11/12/2004	0.19	U	µg/L	0.19
77596	Dibromomethane	Pump	N	SW8260	11/12/2004	0.30	U	µg/L	0.30
77268	trans-1,4-Dichloro-2-butene	Pump	N	SW8260	11/12/2004	0.64	U	µg/L	0.64
34536	1,2-Dichlorobenzene	Pump	N	SW8260	11/12/2004	0.19	U	µg/L	0.19
34571	1,4-Dichlorobenzene	Pump	N	SW8260	11/12/2004	0.19	U	µg/L	0.19
34496	1,1-Dichloroethane	Pump	N	SW8260	11/12/2004	0.26	U	µg/L	0.26
34531	1,2-Dichloroethane	Pump	N	SW8260	11/12/2004	0.19	U	µg/L	0.19
34501	1,1-Dichloroethene	Pump	N	SW8260	11/12/2004	0.40	U	µg/L	0.40
77093	cis-1,2-Dichloroethene	Pump	N	SW8260	11/12/2004	0.17	U	µg/L	0.17
34546	trans-1,2-Dichloroethene	Pump	N	SW8260	11/12/2004	0.17	U	µg/L	0.17
34541	1,2-Dichloropropane	Pump	N	SW8260	11/12/2004	0.33	U	µg/L	0.33
34704	cis-1,3-Dichloropropene	Pump	N	SW8260	11/12/2004	0.23	U	µg/L	0.23
34699	trans-1,3-Dichloropropene	Pump	N	SW8260	11/12/2004	0.25	U	µg/L	0.25

Data Qualifier Code Key:

- * Value exceeds Maximum Contaminant Level
- S Spike Recovery outside accepted recovery limits
- V Analyte detected in the associated Method Blank
- I Analyte detected below quantitation limits
- U Not Detected Above the MDL

Tomoka LF GW Nov 2004

PARAMETER MONITORING REPORT

Ground Water (Rule 62-520.400,.420, .460)

Surface Water (Rule 62-302.500, .510, .503)

Leachate (Rule 62-701.510)

LAB Submission Number: F04110016

Sample Number: F04110016-010

Facility WACS:	64-00027540	**Sample Date/Time:**	11/1/2004 1:45:00 PM
Well/Sampling Point WACS:	19800	**Report Period:**	Tomoka Nov 04
Well/Sampling Point Name:	B70-1	**Well Purged:**	YES
Classification of Groundwater:	G-II	**Well Type:**	Compliance
Ground Water Elevation: (NGVD):	21.6		

Storet Code	Parameter Monitored	Sampling Method	Filtered Y/N	Analysis Method	Analysis Date	Analysis Result	Q	Units	Detection Limits
34371	Ethylbenzene	Pump	N	SW8260	11/12/2004	0.20	U	µg/L	0.20
77103	2-Hexanone	Pump	N	SW8260	11/12/2004	0.28	U	µg/L	0.28
77424	Iodomethane	Pump	N	SW8260	11/12/2004	0.52	U	µg/L	0.52
81596	4-Methyl-2-pentanone	Pump	N	SW8260	11/12/2004	0.26	U	µg/L	0.26
34423	Methylene chloride	Pump	N	SW8260	11/12/2004	2.0	U	µg/L	2.0
77128	Styrene	Pump	N	SW8260	11/12/2004	0.12	U	µg/L	0.12
77562	1,1,1,2-Tetrachloroethane	Pump	N	SW8260	11/12/2004	0.24	U	µg/L	0.24
34516	1,1,2,2-Tetrachloroethane	Pump	N	SW8260	11/12/2004	0.44	U	µg/L	0.44
34475	Tetrachloroethene	Pump	N	SW8260	11/12/2004	0.17	U	µg/L	0.17
34010	Toluene	Pump	N	SW8260	11/12/2004	0.35	U	µg/L	0.35
34506	1,1,1-Trichloroethane	Pump	N	SW8260	11/12/2004	0.33	U	µg/L	0.33
34511	1,1,2-Trichloroethane	Pump	N	SW8260	11/12/2004	0.17	U	µg/L	0.17
39180	Trichloroethene	Pump	N	SW8260	11/12/2004	0.27	U	µg/L	0.27
34488	Trichlorofluoromethane	Pump	N	SW8260	11/12/2004	0.50	U	µg/L	0.50
77443	1,2,3-Trichloropropane	Pump	N	SW8260	11/12/2004	0.24	U	µg/L	0.24
77057	Vinyl acetate	Pump	N	SW8260	11/12/2004	0.46	U	µg/L	0.46
39175	Vinyl chloride	Pump	N	SW8260	11/12/2004	0.43	U	µg/L	0.43
34020	Xylenes, Total	Pump	N	SW8260	11/12/2004	0.32	U	µg/L	0.32

Data Qualifier Code Key:

- * Value exceeds Maximum Contaminant Level
- S Spike Recovery outside accepted recovery limits
- V Analyte detected in the associated Method Blank
- I Analyte detected below quantitation limits
- U Not Detected Above the MDL

Tomoka LF GW Nov 2004

PARAMETER MONITORING REPORT

Ground Water (Rule 62-520.400,.420, .460)

Surface Water (Rule 62-302.500, .510, .503)

Leachate (Rule 62-701.510)

LAB Submission Number: F04110016

Sample Number: F04110016-011

Facility WACS:	64-00027540	**Sample Date/Time:**	11/1/2004 2:18:00 PM
Well/Sampling Point WACS:	19801	**Report Period:**	Tomoka Nov 04
Well/Sampling Point Name:	B70-2	**Well Purged:**	YES
Classification of Groundwater:	G-II	**Well Type:**	Detection
Ground Water Elevation: (NGVD):	21.92		

Storet Code	Parameter Monitored	Sampling Method	Filtered Y/N	Analysis Method	Analysis Date	Analysis Result	Q	Units	Detection Limits
	FIELD								
	Conductivity	Pump	N	FLD	11/1/2004	157		umhos/c	
	Depth To Water	Pump	N	FLD	11/1/2004	9.59			
	Dissolved Oxygen	Pump	N	FLD	11/1/2004	1.18		mg/L	
	pH	Pump	N	FLD	11/1/2004	5.25		S.U.	
	Reference Elevation	Pump	N	FLD	11/1/2004	31.51			
	Temperature	Pump	N	FLD	11/1/2004	25.6		deg C	
	Turbidity	Pump	N	FLD	11/1/2004	6.50		NTU	
	INORGANICS								
70300	Solids, Total Dissolved	Pump	N	E160.1	11/5/2004	100		mg/L	1.2
00940	Chloride	Pump	N	E300.0	11/2/2004	7.8		mg/L	0.036
00620	Nitrogen, Nitrate	Pump	N	E300.0	11/2/2004	0.0091	U	mg/L	0.0091
00945	Sulfate	Pump	N	E300.0	11/2/2004	38		mg/L	0.051
00610	Nitrogen, Ammonia (As N)	Pump	N	E350.1	11/2/2004	0.036	I	mg/L	0.012
	METALS								
01002	Arsenic	Pump	N	SW6010	11/5/2004	2.8	U	µg/L	2.8
01007	Barium	Pump	N	SW6010	11/5/2004	23		µg/L	0.23
01012	Beryllium	Pump	N	SW6010	11/5/2004	0.34	I	µg/L	0.056
01027	Cadmium	Pump	N	SW6010	11/5/2004	0.34	U	µg/L	0.34
01034	Chromium	Pump	N	SW6010	11/5/2004	2.4	I	µg/L	0.60
01037	Cobalt	Pump	N	SW6010	11/5/2004	1.6	U	µg/L	1.6
01042	Copper	Pump	N	SW6010	11/5/2004	0.51	I	µg/L	0.47
01045	Iron	Pump	N	SW6010	11/5/2004	9300	*	µg/L	11
01051	Lead	Pump	N	SW6010	11/5/2004	2.2	U	µg/L	2.2
01067	Nickel	Pump	N	SW6010	11/5/2004	1.0	U	µg/L	1.0
01147	Selenium	Pump	N	SW6010	11/5/2004	3.1	U	µg/L	3.1
01077	Silver	Pump	N	SW6010	11/5/2004	0.93	U	µg/L	0.93
00929	Sodium	Pump	N	SW6010	11/5/2004	8600		µg/L	190
01087	Vanadium	Pump	N	SW6010	11/5/2004	6.0	I	µg/L	0.73
01092	Zinc	Pump	N	SW6010	11/5/2004	7.1	I	µg/L	3.5
	Antimony	Pump	N	SW6020	11/5/2004	0.40	U	µg/L	0.40

Data Qualifier Code Key:

- * Value exceeds Maximum Contaminant Level
- S Spike Recovery outside accepted recovery limits
- V Analyte detected in the associated Method Blank
- I Analyte detected below quantitation limits
- U Not Detected Above the MDL

Tomoka LF GW Nov 2004

PARAMETER MONITORING REPORT

Ground Water (Rule 62-520.400,.420, .460)

Surface Water (Rule 62-302.500, .510, .503)

Leachate (Rule 62-701.510)

LAB Submission Number: F04110016

Sample Number: F04110016-011

Facility WACS:	64-00027540	**Sample Date/Time:**	11/1/2004 2:18:00 PM
Well/Sampling Point WACS:	19801	**Report Period:**	Tomoka Nov 04
Well/Sampling Point Name:	B70-2	**Well Purged:**	YES
Classification of Groundwater:	G-II	**Well Type:**	Detection
Ground Water Elevation: (NGVD):	21.92		

Storet Code	Parameter Monitored	Sampling Method	Filtered Y/N	Analysis Method	Analysis Date	Analysis Result	Q	Units	Detection Limits
	Thallium	Pump	N	SW6020	11/5/2004	0.12	U	µg/L	0.12
71900	Mercury	Pump	N	SW7470	11/11/2004	0.012	U	µg/L	0.012
	ORGANICS								
49146	1,2-Dibromo-3-chloropropane	Pump	N	SW8011	11/13/2004	0.0014	U	µg/L	0.0014
77651	Ethylene Dibromide	Pump	N	SW8011	11/13/2004	0.0030	U	µg/L	0.0030
81552	Acetone	Pump	N	SW8260	11/12/2004	3.7	U	µg/L	3.7
34215	Acrylonitrile	Pump	N	SW8260	11/12/2004	2.2	U	µg/L	2.2
34030	Benzene	Pump	N	SW8260	11/12/2004	0.23	U	µg/L	0.23
73085	Bromochloromethane	Pump	N	SW8260	11/12/2004	0.21	U	µg/L	0.21
32101	Bromodichloromethane	Pump	N	SW8260	11/12/2004	0.26	U	µg/L	0.26
32104	Bromoform	Pump	N	SW8260	11/12/2004	0.28	U	µg/L	0.28
34413	Bromomethane	Pump	N	SW8260	11/12/2004	0.60	U	µg/L	0.60
81595	2-Butanone	Pump	N	SW8260	11/12/2004	1.8	U	µg/L	1.8
77041	Carbon disulfide	Pump	N	SW8260	11/12/2004	0.49	U	µg/L	0.49
32102	Carbon tetrachloride	Pump	N	SW8260	11/12/2004	0.29	U	µg/L	0.29
34301	Chlorobenzene	Pump	N	SW8260	11/12/2004	0.15	U	µg/L	0.15
34311	Chloroethane	Pump	N	SW8260	11/12/2004	0.51	U	µg/L	0.51
32106	Chloroform	Pump	N	SW8260	11/12/2004	0.23	U	µg/L	0.23
34418	Chloromethane	Pump	N	SW8260	11/12/2004	0.50	U	µg/L	0.50
32105	Dibromochloromethane	Pump	N	SW8260	11/12/2004	0.19	U	µg/L	0.19
77596	Dibromomethane	Pump	N	SW8260	11/12/2004	0.30	U	µg/L	0.30
77268	trans-1,4-Dichloro-2-butene	Pump	N	SW8260	11/12/2004	0.64	U	µg/L	0.64
34536	1,2-Dichlorobenzene	Pump	N	SW8260	11/12/2004	0.19	U	µg/L	0.19
34571	1,4-Dichlorobenzene	Pump	N	SW8260	11/12/2004	0.19	U	µg/L	0.19
34496	1,1-Dichloroethane	Pump	N	SW8260	11/12/2004	0.26	U	µg/L	0.26
34531	1,2-Dichloroethane	Pump	N	SW8260	11/12/2004	0.19	U	µg/L	0.19
34501	1,1-Dichloroethene	Pump	N	SW8260	11/12/2004	0.40	U	µg/L	0.40
77093	cis-1,2-Dichloroethene	Pump	N	SW8260	11/12/2004	0.17	U	µg/L	0.17
34546	trans-1,2-Dichloroethene	Pump	N	SW8260	11/12/2004	0.17	U	µg/L	0.17
34541	1,2-Dichloropropane	Pump	N	SW8260	11/12/2004	0.33	U	µg/L	0.33
34704	cis-1,3-Dichloropropene	Pump	N	SW8260	11/12/2004	0.23	U	µg/L	0.23
34699	trans-1,3-Dichloropropene	Pump	N	SW8260	11/12/2004	0.25	U	µg/L	0.25

Data Qualifier Code Key:

- * Value exceeds Maximum Contaminant Level
- S Spike Recovery outside accepted recovery limits
- V Analyte detected in the associated Method Blank
- I Analyte detected below quantitation limits
- U Not Detected Above the MDL

Tomoka LF GW Nov 2004

PARAMETER MONITORING REPORT

Ground Water (Rule 62-520.400,.420, .460)

Surface Water (Rule 62-302.500, .510, .503)

Leachate (Rule 62-701.510)

LAB Submission Number: F04110016

Sample Number: F04110016-011

Facility WACS:	64-00027540	**Sample Date/Time:**	11/1/2004 2:18:00 PM
Well/Sampling Point WACS:	19801	**Report Period:**	Tomoka Nov 04
Well/Sampling Point Name:	B70-2	**Well Purged:**	YES
Classification of Groundwater:	G-II	**Well Type:**	Detection
Ground Water Elevation: (NGVD):	21.92		

Storet Code	Parameter Monitored	Sampling Method	Filtered Y/N	Analysis Method	Analysis Date	Analysis Result	Q	Units	Detection Limits
34371	Ethylbenzene	Pump	N	SW8260	11/12/2004	0.45	IV	µg/L	0.20
77103	2-Hexanone	Pump	N	SW8260	11/12/2004	0.28	U	µg/L	0.28
77424	Iodomethane	Pump	N	SW8260	11/12/2004	0.52	U	µg/L	0.52
81596	4-Methyl-2-pentanone	Pump	N	SW8260	11/12/2004	0.26	U	µg/L	0.26
34423	Methylene chloride	Pump	N	SW8260	11/12/2004	2.0	U	µg/L	2.0
77128	Styrene	Pump	N	SW8260	11/12/2004	0.12	U	µg/L	0.12
77562	1,1,1,2-Tetrachloroethane	Pump	N	SW8260	11/12/2004	0.24	U	µg/L	0.24
34516	1,1,2,2-Tetrachloroethane	Pump	N	SW8260	11/12/2004	0.44	U	µg/L	0.44
34475	Tetrachloroethene	Pump	N	SW8260	11/12/2004	0.17	U	µg/L	0.17
34010	Toluene	Pump	N	SW8260	11/12/2004	0.35	U	µg/L	0.35
34506	1,1,1-Trichloroethane	Pump	N	SW8260	11/12/2004	0.33	U	µg/L	0.33
34511	1,1,2-Trichloroethane	Pump	N	SW8260	11/12/2004	0.17	U	µg/L	0.17
39180	Trichloroethene	Pump	N	SW8260	11/12/2004	0.27	U	µg/L	0.27
34488	Trichlorofluoromethane	Pump	N	SW8260	11/12/2004	0.50	U	µg/L	0.50
77443	1,2,3-Trichloropropane	Pump	N	SW8260	11/12/2004	0.24	U	µg/L	0.24
77057	Vinyl acetate	Pump	N	SW8260	11/12/2004	0.46	U	µg/L	0.46
39175	Vinyl chloride	Pump	N	SW8260	11/12/2004	0.43	U	µg/L	0.43
34020	Xylenes, Total	Pump	N	SW8260	11/12/2004	0.32	U	µg/L	0.32

Data Qualifier Code Key:

- * Value exceeds Maximum Contaminant Level
- S Spike Recovery outside accepted recovery limits
- V Analyte detected in the associated Method Blank
- I Analyte detected below quantitation limits
- U Not Detected Above the MDL

Tomoka LF GW Nov 2004

PARAMETER MONITORING REPORT

Ground Water (Rule 62-520.400,.420, .460)

Surface Water (Rule 62-302.500, .510, .503)

Leachate (Rule 62-701.510)

LAB Submission Number: F04110016

Sample Number: F04110016-012

Facility WACS:	64-00027540	**Sample Date/Time:**	11/2/2004 10:00:00 AM
Well/Sampling Point WACS:		**Report Period:**	Tomoka Nov 04
Well/Sampling Point Name:	Eq Blank	**Well Purged:**	YES
Classification of Groundwater:	G-II	**Well Type:**	
Ground Water Elevation: (NGVD):			

Storet Code	Parameter Monitored	Sampling Method	Filtered Y/N	Analysis Method	Analysis Date	Analysis Result	Q	Units	Detection Limits
	INORGANICS								
70300	Solids, Total Dissolved		N	E160.1	11/2/2004	1.2	U	mg/L	1.2
00940	Chloride		N	E300.0	11/4/2004	0.036	U	mg/L	0.036
00620	Nitrogen, Nitrate		N	E300.0	11/2/2004	0.0091	U	mg/L	0.0091
00945	Sulfate		N	E300.0	11/4/2004	0.051	U	mg/L	0.051
00610	Nitrogen, Ammonia (As N)		N	E350.1	11/16/2004	0.012	U	mg/L	0.012
	METALS								
01002	Arsenic		N	SW6010	11/5/2004	2.8	U	µg/L	2.8
01007	Barium		N	SW6010	11/5/2004	0.23	U	µg/L	0.23
01012	Beryllium		N	SW6010	11/5/2004	0.056	U	µg/L	0.056
01027	Cadmium		N	SW6010	11/5/2004	0.34	U	µg/L	0.34
01034	Chromium		N	SW6010	11/5/2004	0.60	U	µg/L	0.60
01037	Cobalt		N	SW6010	11/5/2004	1.6	U	µg/L	1.6
01042	Copper		N	SW6010	11/5/2004	0.47	U	µg/L	0.47
01045	Iron		N	SW6010	11/5/2004	11	U	µg/L	11
01051	Lead		N	SW6010	11/5/2004	2.2	U	µg/L	2.2
01067	Nickel		N	SW6010	11/5/2004	1.0	U	µg/L	1.0
01147	Selenium		N	SW6010	11/5/2004	3.1	U	µg/L	3.1
01077	Silver		N	SW6010	11/5/2004	0.93	U	µg/L	0.93
00929	Sodium		N	SW6010	11/5/2004	190	U	µg/L	190
01087	Vanadium		N	SW6010	11/5/2004	0.73	U	µg/L	0.73
01092	Zinc		N	SW6010	11/5/2004	3.5	U	µg/L	3.5
	Antimony		N	SW6020	11/11/2004	0.40	U	µg/L	0.40
	Thallium		N	SW6020	11/11/2004	0.49	IV	µg/L	0.12
71900	Mercury		N	SW7470	11/11/2004	0.012	U	µg/L	0.012
	ORGANICS								
49146	1,2-Dibromo-3-chloropropane		N	SW8011	11/13/2004	0.0014	U	µg/L	0.0014
77651	Ethylene Dibromide		N	SW8011	11/13/2004	0.0030	U	µg/L	0.0030
81552	Acetone		N	SW8260	11/13/2004	3.7	U	µg/L	3.7
34215	Acrylonitrile		N	SW8260	11/13/2004	2.2	U	µg/L	2.2
34030	Benzene		N	SW8260	11/13/2004	0.23	U	µg/L	0.23

Data Qualifier Code Key:

- * Value exceeds Maximum Contaminant Level
- S Spike Recovery outside accepted recovery limits
- V Analyte detected in the associated Method Blank
- I Analyte detected below quantitation limits
- U Not Detected Above the MDL

Tomoka LF GW Nov 2004

PARAMETER MONITORING REPORT

Ground Water (Rule 62-520.400,.420, .460)

Surface Water (Rule 62-302.500, .510, .503)

Leachate (Rule 62-701.510)

LAB Submission Number: F04110016

Sample Number: F04110016-012

Facility WACS:	64-00027540	**Sample Date/Time:**	11/2/2004 10:00:00 AM
Well/Sampling Point WACS:		**Report Period:**	Tomoka Nov 04
Well/Sampling Point Name:	Eq Blank	**Well Purged:**	YES
Classification of Groundwater:	G-II	**Well Type:**	
Ground Water Elevation: (NGVD):			

Storet Code	Parameter Monitored	Sampling Method	Filtered Y/N	Analysis Method	Analysis Date	Analysis Result	Q	Units	Detection Limits
73085	Bromochloromethane		N	SW8260	11/13/2004	0.21	U	µg/L	0.21
32101	Bromodichloromethane		N	SW8260	11/13/2004	0.26	U	µg/L	0.26
32104	Bromoform		N	SW8260	11/13/2004	0.28	U	µg/L	0.28
34413	Bromomethane		N	SW8260	11/13/2004	0.60	U	µg/L	0.60
81595	2-Butanone		N	SW8260	11/13/2004	1.8	U	µg/L	1.8
77041	Carbon disulfide		N	SW8260	11/13/2004	0.49	U	µg/L	0.49
32102	Carbon tetrachloride		N	SW8260	11/13/2004	0.29	U	µg/L	0.29
34301	Chlorobenzene		N	SW8260	11/13/2004	0.15	U	µg/L	0.15
34311	Chloroethane		N	SW8260	11/13/2004	0.51	U	µg/L	0.51
32106	Chloroform		N	SW8260	11/13/2004	0.23	U	µg/L	0.23
34418	Chloromethane		N	SW8260	11/13/2004	0.50	U	µg/L	0.50
32105	Dibromochloromethane		N	SW8260	11/13/2004	0.19	U	µg/L	0.19
77596	Dibromomethane		N	SW8260	11/13/2004	0.30	U	µg/L	0.30
77268	trans-1,4-Dichloro-2-butene		N	SW8260	11/13/2004	0.64	U	µg/L	0.64
34536	1,2-Dichlorobenzene		N	SW8260	11/13/2004	0.19	U	µg/L	0.19
34571	1,4-Dichlorobenzene		N	SW8260	11/13/2004	0.19	U	µg/L	0.19
34496	1,1-Dichloroethane		N	SW8260	11/13/2004	0.26	U	µg/L	0.26
34531	1,2-Dichloroethane		N	SW8260	11/13/2004	0.19	U	µg/L	0.19
34501	1,1-Dichloroethene		N	SW8260	11/13/2004	0.40	U	µg/L	0.40
77093	cis-1,2-Dichloroethene		N	SW8260	11/13/2004	0.17	U	µg/L	0.17
34546	trans-1,2-Dichloroethene		N	SW8260	11/13/2004	0.17	U	µg/L	0.17
34541	1,2-Dichloropropane		N	SW8260	11/13/2004	0.33	U	µg/L	0.33
34704	cis-1,3-Dichloropropene		N	SW8260	11/13/2004	0.23	U	µg/L	0.23
34699	trans-1,3-Dichloropropene		N	SW8260	11/13/2004	0.25	U	µg/L	0.25
34371	Ethylbenzene		N	SW8260	11/13/2004	0.20	U	µg/L	0.20
77103	2-Hexanone		N	SW8260	11/13/2004	0.28	U	µg/L	0.28
77424	Iodomethane		N	SW8260	11/13/2004	0.52	U	µg/L	0.52
81596	4-Methyl-2-pentanone		N	SW8260	11/13/2004	0.26	U	µg/L	0.26
34423	Methylene chloride		N	SW8260	11/13/2004	3.0	I	µg/L	2.0
77128	Styrene		N	SW8260	11/13/2004	0.12	U	µg/L	0.12
77562	1,1,1,2-Tetrachloroethane		N	SW8260	11/13/2004	0.24	U	µg/L	0.24
34516	1,1,2,2-Tetrachloroethane		N	SW8260	11/13/2004	0.44	U	µg/L	0.44
34475	Tetrachloroethene		N	SW8260	11/13/2004	0.17	U	µg/L	0.17

Data Qualifier Code Key:

- * Value exceeds Maximum Contaminant Level
- S Spike Recovery outside accepted recovery limits
- V Analyte detected in the associated Method Blank
- I Analyte detected below quantitation limits
- U Not Detected Above the MDL

Tomoka LF GW Nov 2004

PARAMETER MONITORING REPORT

Ground Water (Rule 62-520.400,.420, .460)

Surface Water (Rule 62-302.500, .510, .503)

Leachate (Rule 62-701.510)

LAB Submission Number: F04110016

Sample Number: F04110016-012

Facility WACS:	64-00027540	**Sample Date/Time:**	11/2/2004 10:00:00 AM
Well/Sampling Point WACS:		**Report Period:**	Tomoka Nov 04
Well/Sampling Point Name:	Eq Blank	**Well Purged:**	YES
Classification of Groundwater:	G-II	**Well Type:**	
Ground Water Elevation: (NGVD):			

Storet Code	Parameter Monitored	Sampling Method	Filtered Y/N	Analysis Method	Analysis Date	Analysis Result	Q	Units	Detection Limits
34010	Toluene		N	SW8260	11/13/2004	0.35	U	µg/L	0.35
34506	1,1,1-Trichloroethane		N	SW8260	11/13/2004	0.33	U	µg/L	0.33
34511	1,1,2-Trichloroethane		N	SW8260	11/13/2004	0.17	U	µg/L	0.17
39180	Trichloroethene		N	SW8260	11/13/2004	0.27	U	µg/L	0.27
34488	Trichlorofluoromethane		N	SW8260	11/13/2004	0.50	U	µg/L	0.50
77443	1,2,3-Trichloropropane		N	SW8260	11/13/2004	0.24	U	µg/L	0.24
77057	Vinyl acetate		N	SW8260	11/13/2004	0.46	U	µg/L	0.46
39175	Vinyl chloride		N	SW8260	11/13/2004	0.43	U	µg/L	0.43
34020	Xylenes, Total		N	SW8260	11/13/2004	0.45	I	µg/L	0.32

Data Qualifier Code Key:

*	Value exceeds Maximum Contaminant Level	I	Analyte detected below quantitation limits
S	Spike Recovery outside accepted recovery limits	U	Not Detected Above the MDL
V	Analyte detected in the associated Method Blank		

Tomoka LF GW Nov 2004

PARAMETER MONITORING REPORT

Ground Water (Rule 62-520.400,.420, .460)

Surface Water (Rule 62-302.500, .510, .503)

Leachate (Rule 62-701.510)

LAB Submission Number: F04110016

Sample Number: F04110016-013

Facility WACS:	64-00027540	**Sample Date/Time:**	11/2/2004 10:19:00 AM
Well/Sampling Point WACS:	15803	**Report Period:**	Tomoka Nov 04
Well/Sampling Point Name:	B39	**Well Purged:**	YES
Classification of Groundwater:	G-II	**Well Type:**	Compliance
Ground Water Elevation: (NGVD):	24.18		

Storet Code	Parameter Monitored	Sampling Method	Filtered Y/N	Analysis Method	Analysis Date	Analysis Result	Q	Units	Detection Limits
	FIELD								
	Conductivity	Pump	N	FLD	11/2/2004	124		umhos/c	
	Depth To Water	Pump	N	FLD	11/2/2004	4.88			
	Dissolved Oxygen	Pump	N	FLD	11/2/2004	1.21		mg/L	
	pH	Pump	N	FLD	11/2/2004	4.07		S.U.	
	Reference Elevation	Pump	N	FLD	11/2/2004	29.06			
	Temperature	Pump	N	FLD	11/2/2004	24.4		deg C	
	Turbidity	Pump	N	FLD	11/2/2004	5.83		NTU	
	INORGANICS								
70300	Solids, Total Dissolved	Pump	N	E160.1	11/2/2004	120		mg/L	1.2
00940	Chloride	Pump	N	E300.0	11/4/2004	12		mg/L	0.036
00620	Nitrogen, Nitrate	Pump	N	E300.0	11/2/2004	0.0091	U	mg/L	0.0091
00945	Sulfate	Pump	N	E300.0	11/4/2004	11		mg/L	0.051
00610	Nitrogen, Ammonia (As N)	Pump	N	E350.1	11/16/2004	0.34		mg/L	0.012
	METALS								
01002	Arsenic	Pump	N	SW6010	11/5/2004	2.8	U	µg/L	2.8
01007	Barium	Pump	N	SW6010	11/5/2004	24		µg/L	0.23
01012	Beryllium	Pump	N	SW6010	11/5/2004	0.083	I	µg/L	0.056
01027	Cadmium	Pump	N	SW6010	11/5/2004	0.34	U	µg/L	0.34
01034	Chromium	Pump	N	SW6010	11/5/2004	4.7	I	µg/L	0.60
01037	Cobalt	Pump	N	SW6010	11/5/2004	1.6	U	µg/L	1.6
01042	Copper	Pump	N	SW6010	11/5/2004	0.53	I	µg/L	0.47
01045	Iron	Pump	N	SW6010	11/5/2004	10000	*	µg/L	11
01051	Lead	Pump	N	SW6010	11/5/2004	2.2	U	µg/L	2.2
01067	Nickel	Pump	N	SW6010	11/5/2004	1.2	I	µg/L	1.0
01147	Selenium	Pump	N	SW6010	11/5/2004	3.1	U	µg/L	3.1
01077	Silver	Pump	N	SW6010	11/5/2004	0.93	U	µg/L	0.93
00929	Sodium	Pump	N	SW6010	11/5/2004	7000		µg/L	190
01087	Vanadium	Pump	N	SW6010	11/5/2004	22		µg/L	0.73
01092	Zinc	Pump	N	SW6010	11/5/2004	3.5	U	µg/L	3.5
	Antimony	Pump	N	SW6020	11/11/2004	0.40	U	µg/L	0.40

Data Qualifier Code Key:

- * Value exceeds Maximum Contaminant Level
- S Spike Recovery outside accepted recovery limits
- V Analyte detected in the associated Method Blank
- I Analyte detected below quantitation limits
- U Not Detected Above the MDL

Tomoka LF GW Nov 2004

PARAMETER MONITORING REPORT

Ground Water (Rule 62-520.400,.420, .460)

Surface Water (Rule 62-302.500, .510, .503)

Leachate (Rule 62-701.510)

LAB Submission Number: F04110016

Sample Number: F04110016-013

Facility WACS:	64-00027540	**Sample Date/Time:**	11/2/2004 10:19:00 AM
Well/Sampling Point WACS:	15803	**Report Period:**	Tomoka Nov 04
Well/Sampling Point Name:	B39	**Well Purged:**	YES
Classification of Groundwater:	G-II	**Well Type:**	Compliance
Ground Water Elevation: (NGVD):	24.18		

Storet Code	Parameter Monitored	Sampling Method	Filtered Y/N	Analysis Method	Analysis Date	Analysis Result	Q	Units	Detection Limits
	Thallium	Pump	N	SW6020	11/11/2004	0.42	IV	µg/L	0.12
71900	Mercury	Pump	N	SW7470	11/11/2004	0.012	U	µg/L	0.012
	ORGANICS								
49146	1,2-Dibromo-3-chloropropane	Pump	N	SW8011	11/13/2004	0.0014	U	µg/L	0.0014
77651	Ethylene Dibromide	Pump	N	SW8011	11/13/2004	0.0030	U	µg/L	0.0030
81552	Acetone	Pump	N	SW8260	11/13/2004	3.7	U	µg/L	3.7
34215	Acrylonitrile	Pump	N	SW8260	11/13/2004	2.2	U	µg/L	2.2
34030	Benzene	Pump	N	SW8260	11/13/2004	0.23	U	µg/L	0.23
73085	Bromochloromethane	Pump	N	SW8260	11/13/2004	0.21	U	µg/L	0.21
32101	Bromodichloromethane	Pump	N	SW8260	11/13/2004	0.26	U	µg/L	0.26
32104	Bromoform	Pump	N	SW8260	11/13/2004	0.28	U	µg/L	0.28
34413	Bromomethane	Pump	N	SW8260	11/13/2004	0.60	U	µg/L	0.60
81595	2-Butanone	Pump	N	SW8260	11/13/2004	1.8	U	µg/L	1.8
77041	Carbon disulfide	Pump	N	SW8260	11/13/2004	0.49	U	µg/L	0.49
32102	Carbon tetrachloride	Pump	N	SW8260	11/13/2004	0.29	U	µg/L	0.29
34301	Chlorobenzene	Pump	N	SW8260	11/13/2004	0.15	U	µg/L	0.15
34311	Chloroethane	Pump	N	SW8260	11/13/2004	0.51	U	µg/L	0.51
32106	Chloroform	Pump	N	SW8260	11/13/2004	0.23	U	µg/L	0.23
34418	Chloromethane	Pump	N	SW8260	11/13/2004	0.50	U	µg/L	0.50
32105	Dibromochloromethane	Pump	N	SW8260	11/13/2004	0.19	U	µg/L	0.19
77596	Dibromomethane	Pump	N	SW8260	11/13/2004	0.30	U	µg/L	0.30
77268	trans-1,4-Dichloro-2-butene	Pump	N	SW8260	11/13/2004	0.64	U	µg/L	0.64
34536	1,2-Dichlorobenzene	Pump	N	SW8260	11/13/2004	0.19	U	µg/L	0.19
34571	1,4-Dichlorobenzene	Pump	N	SW8260	11/13/2004	0.19	U	µg/L	0.19
34496	1,1-Dichloroethane	Pump	N	SW8260	11/13/2004	0.26	U	µg/L	0.26
34531	1,2-Dichloroethane	Pump	N	SW8260	11/13/2004	0.19	U	µg/L	0.19
34501	1,1-Dichloroethene	Pump	N	SW8260	11/13/2004	0.40	U	µg/L	0.40
77093	cis-1,2-Dichloroethene	Pump	N	SW8260	11/13/2004	0.17	U	µg/L	0.17
34546	trans-1,2-Dichloroethene	Pump	N	SW8260	11/13/2004	0.17	U	µg/L	0.17
34541	1,2-Dichloropropane	Pump	N	SW8260	11/13/2004	0.33	U	µg/L	0.33
34704	cis-1,3-Dichloropropene	Pump	N	SW8260	11/13/2004	0.23	U	µg/L	0.23
34699	trans-1,3-Dichloropropene	Pump	N	SW8260	11/13/2004	0.25	U	µg/L	0.25

Data Qualifier Code Key:

- * Value exceeds Maximum Contaminant Level
- S Spike Recovery outside accepted recovery limits
- V Analyte detected in the associated Method Blank
- I Analyte detected below quantitation limits
- U Not Detected Above the MDL

Tomoka LF GW Nov 2004

PARAMETER MONITORING REPORT

Ground Water (Rule 62-520.400,.420, .460)

Surface Water (Rule 62-302.500, .510, .503)

Leachate (Rule 62-701.510)

LAB Submission Number: F04110016

Sample Number: F04110016-013

Facility WACS:	64-00027540	**Sample Date/Time:**	11/2/2004 10:19:00 AM
Well/Sampling Point WACS:	15803	**Report Period:**	Tomoka Nov 04
Well/Sampling Point Name:	B39	**Well Purged:**	YES
Classification of Groundwater:	G-II	**Well Type:**	Compliance
Ground Water Elevation: (NGVD):	24.18		

Storet Code	Parameter Monitored	Sampling Method	Filtered Y/N	Analysis Method	Analysis Date	Analysis Result	Q	Units	Detection Limits
34371	Ethylbenzene	Pump	N	SW8260	11/13/2004	0.26	IV	µg/L	0.20
77103	2-Hexanone	Pump	N	SW8260	11/13/2004	0.28	U	µg/L	0.28
77424	Iodomethane	Pump	N	SW8260	11/13/2004	0.52	U	µg/L	0.52
81596	4-Methyl-2-pentanone	Pump	N	SW8260	11/13/2004	0.26	U	µg/L	0.26
34423	Methylene chloride	Pump	N	SW8260	11/13/2004	2.0	U	µg/L	2.0
77128	Styrene	Pump	N	SW8260	11/13/2004	0.12	U	µg/L	0.12
77562	1,1,1,2-Tetrachloroethane	Pump	N	SW8260	11/13/2004	0.24	U	µg/L	0.24
34516	1,1,2,2-Tetrachloroethane	Pump	N	SW8260	11/13/2004	0.44	U	µg/L	0.44
34475	Tetrachloroethene	Pump	N	SW8260	11/13/2004	0.17	U	µg/L	0.17
34010	Toluene	Pump	N	SW8260	11/13/2004	0.35	U	µg/L	0.35
34506	1,1,1-Trichloroethane	Pump	N	SW8260	11/13/2004	0.33	U	µg/L	0.33
34511	1,1,2-Trichloroethane	Pump	N	SW8260	11/13/2004	0.17	U	µg/L	0.17
39180	Trichloroethene	Pump	N	SW8260	11/13/2004	0.27	U	µg/L	0.27
34488	Trichlorofluoromethane	Pump	N	SW8260	11/13/2004	0.50	U	µg/L	0.50
77443	1,2,3-Trichloropropane	Pump	N	SW8260	11/13/2004	0.24	U	µg/L	0.24
77057	Vinyl acetate	Pump	N	SW8260	11/13/2004	0.46	U	µg/L	0.46
39175	Vinyl chloride	Pump	N	SW8260	11/13/2004	0.43	U	µg/L	0.43
34020	Xylenes, Total	Pump	N	SW8260	11/13/2004	0.32	U	µg/L	0.32

Data Qualifier Code Key:

- * Value exceeds Maximum Contaminant Level
- S Spike Recovery outside accepted recovery limits
- V Analyte detected in the associated Method Blank
- I Analyte detected below quantitation limits
- U Not Detected Above the MDL

Tomoka LF GW Nov 2004

PARAMETER MONITORING REPORT

Ground Water (Rule 62-520.400,.420, .460)

Surface Water (Rule 62-302.500, .510, .503)

Leachate (Rule 62-701.510)

LAB Submission Number: F04110016

Sample Number: F04110016-014

Facility WACS:	64-00027540	**Sample Date/Time:**	11/2/2004 10:19:00 AM
Well/Sampling Point WACS:	15803	**Report Period:**	Tomoka Nov 04
Well/Sampling Point Name:	B39 DUP	**Well Purged:**	YES
Classification of Groundwater:	G-II	**Well Type:**	Compliance
Ground Water Elevation: (NGVD):	24.18		

Storet Code	Parameter Monitored	Sampling Method	Filtered Y/N	Analysis Method	Analysis Date	Analysis Result	Q	Units	Detection Limits
	FIELD								
	Conductivity	Pump	N	FLD	11/2/2004	124		umhos/c	
	Depth To Water	Pump	N	FLD	11/2/2004	4.88			
	Dissolved Oxygen	Pump	N	FLD	11/2/2004	1.21		mg/L	
	pH	Pump	N	FLD	11/2/2004	4.07		S.U.	
	Reference Elevation	Pump	N	FLD	11/2/2004	29.06			
	Temperature	Pump	N	FLD	11/2/2004	24.4		deg C	
	Turbidity	Pump	N	FLD	11/2/2004	5.83		NTU	
	INORGANICS								
70300	Solids, Total Dissolved	Pump	N	E160.1	11/2/2004	110		mg/L	1.2
00940	Chloride	Pump	N	E300.0	11/4/2004	12		mg/L	0.036
00620	Nitrogen, Nitrate	Pump	N	E300.0	11/2/2004	0.0091	U	mg/L	0.0091
00945	Sulfate	Pump	N	E300.0	11/4/2004	11		mg/L	0.051
00610	Nitrogen, Ammonia (As N)	Pump	N	E350.1	11/16/2004	0.33		mg/L	0.012
	METALS								
01002	Arsenic	Pump	N	SW6010	11/5/2004	2.8	U	µg/L	2.8
01007	Barium	Pump	N	SW6010	11/5/2004	24		µg/L	0.23
01012	Beryllium	Pump	N	SW6010	11/5/2004	0.075	I	µg/L	0.056
01027	Cadmium	Pump	N	SW6010	11/5/2004	0.34	U	µg/L	0.34
01034	Chromium	Pump	N	SW6010	11/5/2004	4.2	I	µg/L	0.60
01037	Cobalt	Pump	N	SW6010	11/5/2004	1.6	U	µg/L	1.6
01042	Copper	Pump	N	SW6010	11/5/2004	20		µg/L	0.47
01045	Iron	Pump	N	SW6010	11/5/2004	10000	*	µg/L	11
01051	Lead	Pump	N	SW6010	11/5/2004	2.2	U	µg/L	2.2
01067	Nickel	Pump	N	SW6010	11/5/2004	1.2	I	µg/L	1.0
01147	Selenium	Pump	N	SW6010	11/5/2004	3.1	U	µg/L	3.1
01077	Silver	Pump	N	SW6010	11/5/2004	0.93	U	µg/L	0.93
00929	Sodium	Pump	N	SW6010	11/5/2004	6900		µg/L	190
01087	Vanadium	Pump	N	SW6010	11/5/2004	19		µg/L	0.73
01092	Zinc	Pump	N	SW6010	11/5/2004	14	I	µg/L	3.5
	Antimony	Pump	N	SW6020	11/11/2004	0.40	U	µg/L	0.40

Data Qualifier Code Key:

- * Value exceeds Maximum Contaminant Level
- S Spike Recovery outside accepted recovery limits
- V Analyte detected in the associated Method Blank
- I Analyte detected below quantitation limits
- U Not Detected Above the MDL

Tomoka LF GW Nov 2004

PARAMETER MONITORING REPORT

Ground Water (Rule 62-520.400,.420, .460)

Surface Water (Rule 62-302.500, .510, .503)

Leachate (Rule 62-701.510)

LAB Submission Number: F04110016

Sample Number: F04110016-014

Facility WACS:	64-00027540	**Sample Date/Time:**	11/2/2004 10:19:00 AM
Well/Sampling Point WACS:	15803	**Report Period:**	Tomoka Nov 04
Well/Sampling Point Name:	B39 DUP	**Well Purged:**	YES
Classification of Groundwater:	G-II	**Well Type:**	Compliance
Ground Water Elevation: (NGVD):	24.18		

Storet Code	Parameter Monitored	Sampling Method	Filtered Y/N	Analysis Method	Analysis Date	Analysis Result	Q	Units	Detection Limits
	Thallium	Pump	N	SW6020	11/11/2004	0.36	IV	µg/L	0.12
71900	Mercury	Pump	N	SW7470	11/11/2004	0.012	U	µg/L	0.012
	ORGANICS								
49146	1,2-Dibromo-3-chloropropane	Pump	N	SW8011	11/13/2004	0.0014	U	µg/L	0.0014
77651	Ethylene Dibromide	Pump	N	SW8011	11/13/2004	0.0030	U	µg/L	0.0030
81552	Acetone	Pump	N	SW8260	11/13/2004	3.7	U	µg/L	3.7
34215	Acrylonitrile	Pump	N	SW8260	11/13/2004	2.2	U	µg/L	2.2
34030	Benzene	Pump	N	SW8260	11/13/2004	0.23	U	µg/L	0.23
73085	Bromochloromethane	Pump	N	SW8260	11/13/2004	0.21	U	µg/L	0.21
32101	Bromodichloromethane	Pump	N	SW8260	11/13/2004	0.26	U	µg/L	0.26
32104	Bromoform	Pump	N	SW8260	11/13/2004	0.28	U	µg/L	0.28
34413	Bromomethane	Pump	N	SW8260	11/13/2004	0.60	U	µg/L	0.60
81595	2-Butanone	Pump	N	SW8260	11/13/2004	1.8	U	µg/L	1.8
77041	Carbon disulfide	Pump	N	SW8260	11/13/2004	0.49	U	µg/L	0.49
32102	Carbon tetrachloride	Pump	N	SW8260	11/13/2004	0.29	U	µg/L	0.29
34301	Chlorobenzene	Pump	N	SW8260	11/13/2004	0.15	U	µg/L	0.15
34311	Chloroethane	Pump	N	SW8260	11/13/2004	0.51	U	µg/L	0.51
32106	Chloroform	Pump	N	SW8260	11/13/2004	0.23	U	µg/L	0.23
34418	Chloromethane	Pump	N	SW8260	11/13/2004	0.50	U	µg/L	0.50
32105	Dibromochloromethane	Pump	N	SW8260	11/13/2004	0.19	U	µg/L	0.19
77596	Dibromomethane	Pump	N	SW8260	11/13/2004	0.30	U	µg/L	0.30
77268	trans-1,4-Dichloro-2-butene	Pump	N	SW8260	11/13/2004	0.64	U	µg/L	0.64
34536	1,2-Dichlorobenzene	Pump	N	SW8260	11/13/2004	0.19	U	µg/L	0.19
34571	1,4-Dichlorobenzene	Pump	N	SW8260	11/13/2004	0.19	U	µg/L	0.19
34496	1,1-Dichloroethane	Pump	N	SW8260	11/13/2004	0.26	U	µg/L	0.26
34531	1,2-Dichloroethane	Pump	N	SW8260	11/13/2004	0.19	U	µg/L	0.19
34501	1,1-Dichloroethene	Pump	N	SW8260	11/13/2004	0.40	U	µg/L	0.40
77093	cis-1,2-Dichloroethene	Pump	N	SW8260	11/13/2004	0.17	U	µg/L	0.17
34546	trans-1,2-Dichloroethene	Pump	N	SW8260	11/13/2004	0.17	U	µg/L	0.17
34541	1,2-Dichloropropane	Pump	N	SW8260	11/13/2004	0.33	U	µg/L	0.33
34704	cis-1,3-Dichloropropene	Pump	N	SW8260	11/13/2004	0.23	U	µg/L	0.23
34699	trans-1,3-Dichloropropene	Pump	N	SW8260	11/13/2004	0.25	U	µg/L	0.25

Data Qualifier Code Key:

- * Value exceeds Maximum Contaminant Level
- S Spike Recovery outside accepted recovery limits
- V Analyte detected in the associated Method Blank
- I Analyte detected below quantitation limits
- U Not Detected Above the MDL

Tomoka LF GW Nov 2004

PARAMETER MONITORING REPORT

Ground Water (Rule 62-520.400,.420, .460)

Surface Water (Rule 62-302.500, .510, .503)

Leachate (Rule 62-701.510)

LAB Submission Number: F04110016

Sample Number: F04110016-014

Facility WACS:	64-00027540	**Sample Date/Time:**	11/2/2004 10:19:00 AM
Well/Sampling Point WACS:	15803	**Report Period:**	Tomoka Nov 04
Well/Sampling Point Name:	B39 DUP	**Well Purged:**	YES
Classification of Groundwater:	G-II	**Well Type:**	Compliance
Ground Water Elevation: (NGVD):	24.18		

Storet Code	Parameter Monitored	Sampling Method	Filtered Y/N	Analysis Method	Analysis Date	Analysis Result	Q	Units	Detection Limits
34371	Ethylbenzene	Pump	N	SW8260	11/13/2004	0.24	IV	µg/L	0.20
77103	2-Hexanone	Pump	N	SW8260	11/13/2004	0.28	U	µg/L	0.28
77424	Iodomethane	Pump	N	SW8260	11/13/2004	0.52	U	µg/L	0.52
81596	4-Methyl-2-pentanone	Pump	N	SW8260	11/13/2004	0.26	U	µg/L	0.26
34423	Methylene chloride	Pump	N	SW8260	11/13/2004	2.0	U	µg/L	2.0
77128	Styrene	Pump	N	SW8260	11/13/2004	0.12	U	µg/L	0.12
77562	1,1,1,2-Tetrachloroethane	Pump	N	SW8260	11/13/2004	0.24	U	µg/L	0.24
34516	1,1,2,2-Tetrachloroethane	Pump	N	SW8260	11/13/2004	0.44	U	µg/L	0.44
34475	Tetrachloroethene	Pump	N	SW8260	11/13/2004	0.17	U	µg/L	0.17
34010	Toluene	Pump	N	SW8260	11/13/2004	0.35	U	µg/L	0.35
34506	1,1,1-Trichloroethane	Pump	N	SW8260	11/13/2004	0.33	U	µg/L	0.33
34511	1,1,2-Trichloroethane	Pump	N	SW8260	11/13/2004	0.17	U	µg/L	0.17
39180	Trichloroethene	Pump	N	SW8260	11/13/2004	0.27	U	µg/L	0.27
34488	Trichlorofluoromethane	Pump	N	SW8260	11/13/2004	0.50	U	µg/L	0.50
77443	1,2,3-Trichloropropane	Pump	N	SW8260	11/13/2004	0.24	U	µg/L	0.24
77057	Vinyl acetate	Pump	N	SW8260	11/13/2004	0.46	U	µg/L	0.46
39175	Vinyl chloride	Pump	N	SW8260	11/13/2004	0.43	U	µg/L	0.43
34020	Xylenes, Total	Pump	N	SW8260	11/13/2004	0.58	I	µg/L	0.32

Data Qualifier Code Key:

- * Value exceeds Maximum Contaminant Level
- S Spike Recovery outside accepted recovery limits
- V Analyte detected in the associated Method Blank
- I Analyte detected below quantitation limits
- U Not Detected Above the MDL

Tomoka LF GW Nov 2004

PARAMETER MONITORING REPORT

Ground Water (Rule 62-520.400,.420, .460)

Surface Water (Rule 62-302.500, .510, .503)

Leachate (Rule 62-701.510)

LAB Submission Number: F04110016

Sample Number: F04110016-015

Facility WACS:	64-00027540	**Sample Date/Time:**	11/2/2004 10:49:00 AM
Well/Sampling Point WACS:	15801	**Report Period:**	Tomoka Nov 04
Well/Sampling Point Name:	B38-1	**Well Purged:**	YES
Classification of Groundwater:	G-II	**Well Type:**	Compliance
Ground Water Elevation: (NGVD):	24.95		

Storet Code	Parameter Monitored	Sampling Method	Filtered Y/N	Analysis Method	Analysis Date	Analysis Result	Q	Units	Detection Limits
	FIELD								
	Conductivity	Pump	N	FLD	11/2/2004	299		umhos/c	
	Depth To Water	Pump	N	FLD	11/2/2004	3.27			
	Dissolved Oxygen	Pump	N	FLD	11/2/2004	1.48		mg/L	
	pH	Pump	N	FLD	11/2/2004	4.81		S.U.	
	Reference Elevation	Pump	N	FLD	11/2/2004	28.22			
	Temperature	Pump	N	FLD	11/2/2004	22.6		deg C	
	Turbidity	Pump	N	FLD	11/2/2004	1.51		NTU	
	INORGANICS								
70300	Solids, Total Dissolved	Pump	N	E160.1	11/2/2004	190		mg/L	1.2
00940	Chloride	Pump	N	E300.0	11/4/2004	53		mg/L	0.036
00620	Nitrogen, Nitrate	Pump	N	E300.0	11/2/2004	0.0091	U	mg/L	0.0091
00945	Sulfate	Pump	N	E300.0	11/4/2004	13		mg/L	0.051
00610	Nitrogen, Ammonia (As N)	Pump	N	E350.1	11/16/2004	0.11		mg/L	0.012
	METALS								
01002	Arsenic	Pump	N	SW6010	11/5/2004	2.8	U	µg/L	2.8
01007	Barium	Pump	N	SW6010	11/5/2004	68		µg/L	0.23
01012	Beryllium	Pump	N	SW6010	11/5/2004	0.22	I	µg/L	0.056
01027	Cadmium	Pump	N	SW6010	11/5/2004	0.34	U	µg/L	0.34
01034	Chromium	Pump	N	SW6010	11/5/2004	0.60	U	µg/L	0.60
01037	Cobalt	Pump	N	SW6010	11/5/2004	1.6	U	µg/L	1.6
01042	Copper	Pump	N	SW6010	11/5/2004	0.47	U	µg/L	0.47
01045	Iron	Pump	N	SW6010	11/5/2004	15000	*	µg/L	11
01051	Lead	Pump	N	SW6010	11/5/2004	2.2	U	µg/L	2.2
01067	Nickel	Pump	N	SW6010	11/5/2004	1.0	U	µg/L	1.0
01147	Selenium	Pump	N	SW6010	11/5/2004	3.1	U	µg/L	3.1
01077	Silver	Pump	N	SW6010	11/5/2004	0.93	U	µg/L	0.93
00929	Sodium	Pump	N	SW6010	11/5/2004	28000		µg/L	190
01087	Vanadium	Pump	N	SW6010	11/5/2004	1.2	I	µg/L	0.73
01092	Zinc	Pump	N	SW6010	11/5/2004	3.5	U	µg/L	3.5
	Antimony	Pump	N	SW6020	11/11/2004	0.40	U	µg/L	0.40

Data Qualifier Code Key:

- * Value exceeds Maximum Contaminant Level
- S Spike Recovery outside accepted recovery limits
- V Analyte detected in the associated Method Blank
- I Analyte detected below quantitation limits
- U Not Detected Above the MDL

Tomoka LF GW Nov 2004

PARAMETER MONITORING REPORT

Ground Water (Rule 62-520.400,.420, .460)

Surface Water (Rule 62-302.500, .510, .503)

Leachate (Rule 62-701.510)

LAB Submission Number: F04110016

Sample Number: F04110016-015

Facility WACS:	64-00027540	**Sample Date/Time:**	11/2/2004 10:49:00 AM
Well/Sampling Point WACS:	15801	**Report Period:**	Tomoka Nov 04
Well/Sampling Point Name:	B38-1	**Well Purged:**	YES
Classification of Groundwater:	G-II	**Well Type:**	Compliance
Ground Water Elevation: (NGVD):	24.95		

Storet Code	Parameter Monitored	Sampling Method	Filtered Y/N	Analysis Method	Analysis Date	Analysis Result	Q	Units	Detection Limits
	Thallium	Pump	N	SW6020	11/11/2004	0.26	IV	µg/L	0.12
71900	Mercury	Pump	N	SW7470	11/11/2004	0.012	U	µg/L	0.012
	ORGANICS								
49146	1,2-Dibromo-3-chloropropane	Pump	N	SW8011	11/13/2004	0.0014	U	µg/L	0.0014
77651	Ethylene Dibromide	Pump	N	SW8011	11/13/2004	0.0030	U	µg/L	0.0030
81552	Acetone	Pump	N	SW8260	11/13/2004	3.7	U	µg/L	3.7
34215	Acrylonitrile	Pump	N	SW8260	11/13/2004	2.2	U	µg/L	2.2
34030	Benzene	Pump	N	SW8260	11/13/2004	0.23	U	µg/L	0.23
73085	Bromochloromethane	Pump	N	SW8260	11/13/2004	0.21	U	µg/L	0.21
32101	Bromodichloromethane	Pump	N	SW8260	11/13/2004	0.26	U	µg/L	0.26
32104	Bromoform	Pump	N	SW8260	11/13/2004	0.28	U	µg/L	0.28
34413	Bromomethane	Pump	N	SW8260	11/13/2004	0.60	U	µg/L	0.60
81595	2-Butanone	Pump	N	SW8260	11/13/2004	1.8	U	µg/L	1.8
77041	Carbon disulfide	Pump	N	SW8260	11/13/2004	0.49	U	µg/L	0.49
32102	Carbon tetrachloride	Pump	N	SW8260	11/13/2004	0.29	U	µg/L	0.29
34301	Chlorobenzene	Pump	N	SW8260	11/13/2004	0.15	U	µg/L	0.15
34311	Chloroethane	Pump	N	SW8260	11/13/2004	0.51	U	µg/L	0.51
32106	Chloroform	Pump	N	SW8260	11/13/2004	0.23	U	µg/L	0.23
34418	Chloromethane	Pump	N	SW8260	11/13/2004	0.50	U	µg/L	0.50
32105	Dibromochloromethane	Pump	N	SW8260	11/13/2004	0.19	U	µg/L	0.19
77596	Dibromomethane	Pump	N	SW8260	11/13/2004	0.30	U	µg/L	0.30
77268	trans-1,4-Dichloro-2-butene	Pump	N	SW8260	11/13/2004	0.64	U	µg/L	0.64
34536	1,2-Dichlorobenzene	Pump	N	SW8260	11/13/2004	0.19	U	µg/L	0.19
34571	1,4-Dichlorobenzene	Pump	N	SW8260	11/13/2004	0.19	U	µg/L	0.19
34496	1,1-Dichloroethane	Pump	N	SW8260	11/13/2004	0.26	U	µg/L	0.26
34531	1,2-Dichloroethane	Pump	N	SW8260	11/13/2004	0.19	U	µg/L	0.19
34501	1,1-Dichloroethene	Pump	N	SW8260	11/13/2004	0.40	U	µg/L	0.40
77093	cis-1,2-Dichloroethene	Pump	N	SW8260	11/13/2004	0.17	U	µg/L	0.17
34546	trans-1,2-Dichloroethene	Pump	N	SW8260	11/13/2004	0.17	U	µg/L	0.17
34541	1,2-Dichloropropane	Pump	N	SW8260	11/13/2004	0.33	U	µg/L	0.33
34704	cis-1,3-Dichloropropene	Pump	N	SW8260	11/13/2004	0.23	U	µg/L	0.23
34699	trans-1,3-Dichloropropene	Pump	N	SW8260	11/13/2004	0.25	U	µg/L	0.25

Data Qualifier Code Key:

- * Value exceeds Maximum Contaminant Level
- S Spike Recovery outside accepted recovery limits
- V Analyte detected in the associated Method Blank
- I Analyte detected below quantitation limits
- U Not Detected Above the MDL

Tomoka LF GW Nov 2004

PARAMETER MONITORING REPORT

Ground Water (Rule 62-520.400,.420, .460)

Surface Water (Rule 62-302.500, .510, .503)

Leachate (Rule 62-701.510)

LAB Submission Number: F04110016

Sample Number: F04110016-015

Facility WACS:	64-00027540	**Sample Date/Time:**	11/2/2004 10:49:00 AM
Well/Sampling Point WACS:	15801	**Report Period:**	Tomoka Nov 04
Well/Sampling Point Name:	B38-1	**Well Purged:**	YES
Classification of Groundwater:	G-II	**Well Type:**	Compliance
Ground Water Elevation: (NGVD):	24.95		

Storet Code	Parameter Monitored	Sampling Method	Filtered Y/N	Analysis Method	Analysis Date	Analysis Result	Q	Units	Detection Limits
34371	Ethylbenzene	Pump	N	SW8260	11/13/2004	0.28	IV	µg/L	0.20
77103	2-Hexanone	Pump	N	SW8260	11/13/2004	0.28	U	µg/L	0.28
77424	Iodomethane	Pump	N	SW8260	11/13/2004	0.52	U	µg/L	0.52
81596	4-Methyl-2-pentanone	Pump	N	SW8260	11/13/2004	0.26	U	µg/L	0.26
34423	Methylene chloride	Pump	N	SW8260	11/13/2004	2.0	U	µg/L	2.0
77128	Styrene	Pump	N	SW8260	11/13/2004	0.12	U	µg/L	0.12
77562	1,1,1,2-Tetrachloroethane	Pump	N	SW8260	11/13/2004	0.24	U	µg/L	0.24
34516	1,1,2,2-Tetrachloroethane	Pump	N	SW8260	11/13/2004	0.44	U	µg/L	0.44
34475	Tetrachloroethene	Pump	N	SW8260	11/13/2004	0.17	U	µg/L	0.17
34010	Toluene	Pump	N	SW8260	11/13/2004	0.35	U	µg/L	0.35
34506	1,1,1-Trichloroethane	Pump	N	SW8260	11/13/2004	0.33	U	µg/L	0.33
34511	1,1,2-Trichloroethane	Pump	N	SW8260	11/13/2004	0.17	U	µg/L	0.17
39180	Trichloroethene	Pump	N	SW8260	11/13/2004	0.27	U	µg/L	0.27
34488	Trichlorofluoromethane	Pump	N	SW8260	11/13/2004	0.50	U	µg/L	0.50
77443	1,2,3-Trichloropropane	Pump	N	SW8260	11/13/2004	0.24	U	µg/L	0.24
77057	Vinyl acetate	Pump	N	SW8260	11/13/2004	0.46	U	µg/L	0.46
39175	Vinyl chloride	Pump	N	SW8260	11/13/2004	0.43	U	µg/L	0.43
34020	Xylenes, Total	Pump	N	SW8260	11/13/2004	0.32	U	µg/L	0.32

Data Qualifier Code Key:

- * Value exceeds Maximum Contaminant Level
- S Spike Recovery outside accepted recovery limits
- V Analyte detected in the associated Method Blank
- I Analyte detected below quantitation limits
- U Not Detected Above the MDL

Tomoka LF GW Nov 2004

PARAMETER MONITORING REPORT

Ground Water (Rule 62-520.400,.420, .460)

Surface Water (Rule 62-302.500, .510, .503)

Leachate (Rule 62-701.510)

LAB Submission Number: F04110016

Sample Number: F04110016-016

Facility WACS:	64-00027540	**Sample Date/Time:**	11/2/2004 11:10:00 AM
Well/Sampling Point WACS:	15802	**Report Period:**	Tomoka Nov 04
Well/Sampling Point Name:	B38-2	**Well Purged:**	YES
Classification of Groundwater:	G-II	**Well Type:**	Compliance
Ground Water Elevation: (NGVD):	26.13		

Storet Code	Parameter Monitored	Sampling Method	Filtered Y/N	Analysis Method	Analysis Date	Analysis Result	Q	Units	Detection Limits
	FIELD								
	Conductivity	Pump	N	FLD	11/2/2004	638		umhos/c	
	Depth To Water	Pump	N	FLD	11/2/2004	1.95			
	Dissolved Oxygen	Pump	N	FLD	11/2/2004	1.36		mg/L	
	pH	Pump	N	FLD	11/2/2004	5.61		S.U.	
	Reference Elevation	Pump	N	FLD	11/2/2004	28.08			
	Temperature	Pump	N	FLD	11/2/2004	23.6		deg C	
	Turbidity	Pump	N	FLD	11/2/2004	6.48		NTU	
	INORGANICS								
70300	Solids, Total Dissolved	Pump	N	E160.1	11/2/2004	410		mg/L	1.2
00940	Chloride	Pump	N	E300.0	11/4/2004	27		mg/L	0.036
00620	Nitrogen, Nitrate	Pump	N	E300.0	11/2/2004	0.0091	U	mg/L	0.0091
00945	Sulfate	Pump	N	E300.0	11/4/2004	6.3		mg/L	0.051
00610	Nitrogen, Ammonia (As N)	Pump	N	E350.1	11/16/2004	2.0		mg/L	0.012
	METALS								
01002	Arsenic	Pump	N	SW6010	11/5/2004	2.8	U	µg/L	2.8
01007	Barium	Pump	N	SW6010	11/5/2004	38		µg/L	0.23
01012	Beryllium	Pump	N	SW6010	11/5/2004	0.056	U	µg/L	0.056
01027	Cadmium	Pump	N	SW6010	11/5/2004	0.34	U	µg/L	0.34
01034	Chromium	Pump	N	SW6010	11/5/2004	1.3	I	µg/L	0.60
01037	Cobalt	Pump	N	SW6010	11/5/2004	5.5	I	µg/L	1.6
01042	Copper	Pump	N	SW6010	11/5/2004	0.47	U	µg/L	0.47
01045	Iron	Pump	N	SW6010	11/5/2004	12000	*	µg/L	11
01051	Lead	Pump	N	SW6010	11/5/2004	2.2	U	µg/L	2.2
01067	Nickel	Pump	N	SW6010	11/5/2004	1.0	U	µg/L	1.0
01147	Selenium	Pump	N	SW6010	11/5/2004	3.1	U	µg/L	3.1
01077	Silver	Pump	N	SW6010	11/5/2004	0.93	U	µg/L	0.93
00929	Sodium	Pump	N	SW6010	11/5/2004	29000		µg/L	190
01087	Vanadium	Pump	N	SW6010	11/5/2004	2.1	I	µg/L	0.73
01092	Zinc	Pump	N	SW6010	11/5/2004	3.5	U	µg/L	3.5
	Antimony	Pump	N	SW6020	11/11/2004	0.40	U	µg/L	0.40

Data Qualifier Code Key:

- * Value exceeds Maximum Contaminant Level
- S Spike Recovery outside accepted recovery limits
- V Analyte detected in the associated Method Blank
- I Analyte detected below quantitation limits
- U Not Detected Above the MDL

Tomoka LF GW Nov 2004

PARAMETER MONITORING REPORT

Ground Water (Rule 62-520.400,.420, .460)

Surface Water (Rule 62-302.500, .510, .503)

Leachate (Rule 62-701.510)

LAB Submission Number: F04110016

Sample Number: F04110016-016

Facility WACS:	64-00027540	**Sample Date/Time:**	11/2/2004 11:10:00 AM
Well/Sampling Point WACS:	15802	**Report Period:**	Tomoka Nov 04
Well/Sampling Point Name:	B38-2	**Well Purged:**	YES
Classification of Groundwater:	G-II	**Well Type:**	Compliance
Ground Water Elevation: (NGVD):	26.13		

Storet Code	Parameter Monitored	Sampling Method	Filtered Y/N	Analysis Method	Analysis Date	Analysis Result	Q	Units	Detection Limits
	Thallium	Pump	N	SW6020	11/11/2004	0.26	IV	µg/L	0.12
71900	Mercury	Pump	N	SW7470	11/11/2004	0.012	U	µg/L	0.012
	ORGANICS								
49146	1,2-Dibromo-3-chloropropane	Pump	N	SW8011	11/13/2004	0.0014	U	µg/L	0.0014
77651	Ethylene Dibromide	Pump	N	SW8011	11/13/2004	0.0030	U	µg/L	0.0030
81552	Acetone	Pump	N	SW8260	11/13/2004	3.7	U	µg/L	3.7
34215	Acrylonitrile	Pump	N	SW8260	11/13/2004	2.2	U	µg/L	2.2
34030	Benzene	Pump	N	SW8260	11/13/2004	0.23	U	µg/L	0.23
73085	Bromochloromethane	Pump	N	SW8260	11/13/2004	0.21	U	µg/L	0.21
32101	Bromodichloromethane	Pump	N	SW8260	11/13/2004	0.26	U	µg/L	0.26
32104	Bromoform	Pump	N	SW8260	11/13/2004	0.28	U	µg/L	0.28
34413	Bromomethane	Pump	N	SW8260	11/13/2004	0.60	U	µg/L	0.60
81595	2-Butanone	Pump	N	SW8260	11/13/2004	1.8	U	µg/L	1.8
77041	Carbon disulfide	Pump	N	SW8260	11/13/2004	0.49	U	µg/L	0.49
32102	Carbon tetrachloride	Pump	N	SW8260	11/13/2004	0.29	U	µg/L	0.29
34301	Chlorobenzene	Pump	N	SW8260	11/13/2004	0.15	U	µg/L	0.15
34311	Chloroethane	Pump	N	SW8260	11/13/2004	0.51	U	µg/L	0.51
32106	Chloroform	Pump	N	SW8260	11/13/2004	0.23	U	µg/L	0.23
34418	Chloromethane	Pump	N	SW8260	11/13/2004	0.50	U	µg/L	0.50
32105	Dibromochloromethane	Pump	N	SW8260	11/13/2004	0.19	U	µg/L	0.19
77596	Dibromomethane	Pump	N	SW8260	11/13/2004	0.30	U	µg/L	0.30
77268	trans-1,4-Dichloro-2-butene	Pump	N	SW8260	11/13/2004	0.64	U	µg/L	0.64
34536	1,2-Dichlorobenzene	Pump	N	SW8260	11/13/2004	0.19	U	µg/L	0.19
34571	1,4-Dichlorobenzene	Pump	N	SW8260	11/13/2004	0.19	U	µg/L	0.19
34496	1,1-Dichloroethane	Pump	N	SW8260	11/13/2004	0.26	U	µg/L	0.26
34531	1,2-Dichloroethane	Pump	N	SW8260	11/13/2004	0.19	U	µg/L	0.19
34501	1,1-Dichloroethene	Pump	N	SW8260	11/13/2004	0.40	U	µg/L	0.40
77093	cis-1,2-Dichloroethene	Pump	N	SW8260	11/13/2004	0.17	U	µg/L	0.17
34546	trans-1,2-Dichloroethene	Pump	N	SW8260	11/13/2004	0.17	U	µg/L	0.17
34541	1,2-Dichloropropane	Pump	N	SW8260	11/13/2004	0.33	U	µg/L	0.33
34704	cis-1,3-Dichloropropene	Pump	N	SW8260	11/13/2004	0.23	U	µg/L	0.23
34699	trans-1,3-Dichloropropene	Pump	N	SW8260	11/13/2004	0.25	U	µg/L	0.25

Data Qualifier Code Key:

- * Value exceeds Maximum Contaminant Level
- S Spike Recovery outside accepted recovery limits
- V Analyte detected in the associated Method Blank
- I Analyte detected below quantitation limits
- U Not Detected Above the MDL

Tomoka LF GW Nov 2004

PARAMETER MONITORING REPORT

Ground Water (Rule 62-520.400,.420, .460)

Surface Water (Rule 62-302.500, .510, .503)

Leachate (Rule 62-701.510)

LAB Submission Number: F04110016

Sample Number: F04110016-016

Facility WACS:	64-00027540	**Sample Date/Time:**	11/2/2004 11:10:00 AM
Well/Sampling Point WACS:	15802	**Report Period:**	Tomoka Nov 04
Well/Sampling Point Name:	B38-2	**Well Purged:**	YES
Classification of Groundwater:	G-II	**Well Type:**	Compliance
Ground Water Elevation: (NGVD):	26.13		

Storet Code	Parameter Monitored	Sampling Method	Filtered Y/N	Analysis Method	Analysis Date	Analysis Result	Q	Units	Detection Limits
34371	Ethylbenzene	Pump	N	SW8260	11/13/2004	0.20	U	µg/L	0.20
77103	2-Hexanone	Pump	N	SW8260	11/13/2004	0.28	U	µg/L	0.28
77424	Iodomethane	Pump	N	SW8260	11/13/2004	0.52	U	µg/L	0.52
81596	4-Methyl-2-pentanone	Pump	N	SW8260	11/13/2004	0.26	U	µg/L	0.26
34423	Methylene chloride	Pump	N	SW8260	11/13/2004	2.0	U	µg/L	2.0
77128	Styrene	Pump	N	SW8260	11/13/2004	0.12	U	µg/L	0.12
77562	1,1,1,2-Tetrachloroethane	Pump	N	SW8260	11/13/2004	0.24	U	µg/L	0.24
34516	1,1,2,2-Tetrachloroethane	Pump	N	SW8260	11/13/2004	0.44	U	µg/L	0.44
34475	Tetrachloroethene	Pump	N	SW8260	11/13/2004	0.17	U	µg/L	0.17
34010	Toluene	Pump	N	SW8260	11/13/2004	0.35	U	µg/L	0.35
34506	1,1,1-Trichloroethane	Pump	N	SW8260	11/13/2004	0.33	U	µg/L	0.33
34511	1,1,2-Trichloroethane	Pump	N	SW8260	11/13/2004	0.17	U	µg/L	0.17
39180	Trichloroethene	Pump	N	SW8260	11/13/2004	0.27	U	µg/L	0.27
34488	Trichlorofluoromethane	Pump	N	SW8260	11/13/2004	0.50	U	µg/L	0.50
77443	1,2,3-Trichloropropane	Pump	N	SW8260	11/13/2004	0.24	U	µg/L	0.24
77057	Vinyl acetate	Pump	N	SW8260	11/13/2004	0.46	U	µg/L	0.46
39175	Vinyl chloride	Pump	N	SW8260	11/13/2004	0.43	U	µg/L	0.43
34020	Xylenes, Total	Pump	N	SW8260	11/13/2004	0.32	U	µg/L	0.32

Data Qualifier Code Key:

- * Value exceeds Maximum Contaminant Level
- S Spike Recovery outside accepted recovery limits
- V Analyte detected in the associated Method Blank
- I Analyte detected below quantitation limits
- U Not Detected Above the MDL

Tomoka LF GW Nov 2004

PARAMETER MONITORING REPORT

Ground Water (Rule 62-520.400,.420, .460)

Surface Water (Rule 62-302.500, .510, .503)

Leachate (Rule 62-701.510)

LAB Submission Number: F04110016

Sample Number: F04110016-017

Facility WACS:	64-00027540	**Sample Date/Time:**	11/2/2004 11:40:00 AM
Well/Sampling Point WACS:	15825	**Report Period:**	Tomoka Nov 04
Well/Sampling Point Name:	B64	**Well Purged:**	YES
Classification of Groundwater:	G-II	**Well Type:**	Compliance
Ground Water Elevation: (NGVD):	26.09		

Storet Code	Parameter Monitored	Sampling Method	Filtered Y/N	Analysis Method	Analysis Date	Analysis Result	Q	Units	Detection Limits
	FIELD								
	Conductivity	Pump	N	FLD	11/2/2004	1839		umhos/c	
	Depth To Water	Pump	N	FLD	11/2/2004	2.10			
	Dissolved Oxygen	Pump	N	FLD	11/2/2004	1.54		mg/L	
	pH	Pump	N	FLD	11/2/2004	5.72		S.U.	
	Reference Elevation	Pump	N	FLD	11/2/2004	28.19			
	Temperature	Pump	N	FLD	11/2/2004	24.2		deg C	
	Turbidity	Pump	N	FLD	11/2/2004	2.96		NTU	
	INORGANICS								
70300	Solids, Total Dissolved	Pump	N	E160.1	11/2/2004	1000	*	mg/L	1.2
00940	Chloride	Pump	N	E300.0	11/4/2004	140		mg/L	0.036
00620	Nitrogen, Nitrate	Pump	N	E300.0	11/2/2004	0.018	U	mg/L	0.018
00945	Sulfate	Pump	N	E300.0	11/4/2004	5.2		mg/L	0.051
00610	Nitrogen, Ammonia (As N)	Pump	N	E350.1	11/16/2004	0.42		mg/L	0.024
	METALS								
01002	Arsenic	Pump	N	SW6010	11/5/2004	3.1	I	µg/L	2.8
01007	Barium	Pump	N	SW6010	11/5/2004	220		µg/L	0.23
01012	Beryllium	Pump	N	SW6010	11/5/2004	0.056	U	µg/L	0.056
01027	Cadmium	Pump	N	SW6010	11/5/2004	0.34	U	µg/L	0.34
01034	Chromium	Pump	N	SW6010	11/5/2004	0.61	I	µg/L	0.60
01037	Cobalt	Pump	N	SW6010	11/5/2004	15		µg/L	1.6
01042	Copper	Pump	N	SW6010	11/5/2004	0.82	I	µg/L	0.47
01045	Iron	Pump	N	SW6010	11/5/2004	57000	*	µg/L	11
01051	Lead	Pump	N	SW6010	11/5/2004	2.2	U	µg/L	2.2
01067	Nickel	Pump	N	SW6010	11/5/2004	1.0	U	µg/L	1.0
01147	Selenium	Pump	N	SW6010	11/5/2004	3.1	U	µg/L	3.1
01077	Silver	Pump	N	SW6010	11/5/2004	0.93	U	µg/L	0.93
00929	Sodium	Pump	N	SW6010	11/5/2004	88000		µg/L	190
01087	Vanadium	Pump	N	SW6010	11/5/2004	1.6	I	µg/L	0.73
01092	Zinc	Pump	N	SW6010	11/5/2004	3.5	U	µg/L	3.5
	Antimony	Pump	N	SW6020	11/11/2004	0.40	U	µg/L	0.40

Data Qualifier Code Key:

- * Value exceeds Maximum Contaminant Level
- S Spike Recovery outside accepted recovery limits
- V Analyte detected in the associated Method Blank
- I Analyte detected below quantitation limits
- U Not Detected Above the MDL

Tomoka LF GW Nov 2004

PARAMETER MONITORING REPORT

Ground Water (Rule 62-520.400,.420, .460)

Surface Water (Rule 62-302.500, .510, .503)

Leachate (Rule 62-701.510)

LAB Submission Number: F04110016

Sample Number: F04110016-017

Facility WACS:	64-00027540	**Sample Date/Time:**	11/2/2004 11:40:00 AM
Well/Sampling Point WACS:	15825	**Report Period:**	Tomoka Nov 04
Well/Sampling Point Name:	B64	**Well Purged:**	YES
Classification of Groundwater:	G-II	**Well Type:**	Compliance
Ground Water Elevation: (NGVD):	26.09		

Storet Code	Parameter Monitored	Sampling Method	Filtered Y/N	Analysis Method	Analysis Date	Analysis Result	Q	Units	Detection Limits
	Thallium	Pump	N	SW6020	11/11/2004	0.16	IV	µg/L	0.12
71900	Mercury	Pump	N	SW7470	11/11/2004	0.012	U	µg/L	0.012
	ORGANICS								
49146	1,2-Dibromo-3-chloropropane	Pump	N	SW8011	11/13/2004	0.0014	U	µg/L	0.0014
77651	Ethylene Dibromide	Pump	N	SW8011	11/13/2004	0.0030	U	µg/L	0.0030
81552	Acetone	Pump	N	SW8260	11/13/2004	3.7	U	µg/L	3.7
34215	Acrylonitrile	Pump	N	SW8260	11/13/2004	2.2	U	µg/L	2.2
34030	Benzene	Pump	N	SW8260	11/13/2004	0.23	U	µg/L	0.23
73085	Bromochloromethane	Pump	N	SW8260	11/13/2004	0.21	U	µg/L	0.21
32101	Bromodichloromethane	Pump	N	SW8260	11/13/2004	0.26	U	µg/L	0.26
32104	Bromoform	Pump	N	SW8260	11/13/2004	0.28	U	µg/L	0.28
34413	Bromomethane	Pump	N	SW8260	11/13/2004	0.60	U	µg/L	0.60
81595	2-Butanone	Pump	N	SW8260	11/13/2004	1.8	U	µg/L	1.8
77041	Carbon disulfide	Pump	N	SW8260	11/13/2004	0.49	U	µg/L	0.49
32102	Carbon tetrachloride	Pump	N	SW8260	11/13/2004	0.29	U	µg/L	0.29
34301	Chlorobenzene	Pump	N	SW8260	11/13/2004	11		µg/L	0.15
34311	Chloroethane	Pump	N	SW8260	11/13/2004	0.51	U	µg/L	0.51
32106	Chloroform	Pump	N	SW8260	11/13/2004	0.23	U	µg/L	0.23
34418	Chloromethane	Pump	N	SW8260	11/13/2004	0.50	U	µg/L	0.50
32105	Dibromochloromethane	Pump	N	SW8260	11/13/2004	0.19	U	µg/L	0.19
77596	Dibromomethane	Pump	N	SW8260	11/13/2004	0.30	U	µg/L	0.30
77268	trans-1,4-Dichloro-2-butene	Pump	N	SW8260	11/13/2004	0.64	U	µg/L	0.64
34536	1,2-Dichlorobenzene	Pump	N	SW8260	11/13/2004	0.19	U	µg/L	0.19
34571	1,4-Dichlorobenzene	Pump	N	SW8260	11/13/2004	0.19	U	µg/L	0.19
34496	1,1-Dichloroethane	Pump	N	SW8260	11/13/2004	0.26	U	µg/L	0.26
34531	1,2-Dichloroethane	Pump	N	SW8260	11/13/2004	0.19	U	µg/L	0.19
34501	1,1-Dichloroethene	Pump	N	SW8260	11/13/2004	0.40	U	µg/L	0.40
77093	cis-1,2-Dichloroethene	Pump	N	SW8260	11/13/2004	0.17	U	µg/L	0.17
34546	trans-1,2-Dichloroethene	Pump	N	SW8260	11/13/2004	0.17	U	µg/L	0.17
34541	1,2-Dichloropropane	Pump	N	SW8260	11/13/2004	0.33	U	µg/L	0.33
34704	cis-1,3-Dichloropropene	Pump	N	SW8260	11/13/2004	0.23	U	µg/L	0.23
34699	trans-1,3-Dichloropropene	Pump	N	SW8260	11/13/2004	0.25	U	µg/L	0.25

Data Qualifier Code Key:

- * Value exceeds Maximum Contaminant Level
- S Spike Recovery outside accepted recovery limits
- V Analyte detected in the associated Method Blank
- I Analyte detected below quantitation limits
- U Not Detected Above the MDL

Tomoka LF GW Nov 2004

PARAMETER MONITORING REPORT

Ground Water (Rule 62-520.400,.420, .460)

Surface Water (Rule 62-302.500, .510, .503)

Leachate (Rule 62-701.510)

LAB Submission Number: F04110016

Sample Number: F04110016-017

Facility WACS:	64-00027540	**Sample Date/Time:**	11/2/2004 11:40:00 AM
Well/Sampling Point WACS:	15825	**Report Period:**	Tomoka Nov 04
Well/Sampling Point Name:	B64	**Well Purged:**	YES
Classification of Groundwater:	G-II	**Well Type:**	Compliance
Ground Water Elevation: (NGVD):	26.09		

Storet Code	Parameter Monitored	Sampling Method	Filtered Y/N	Analysis Method	Analysis Date	Analysis Result	Q	Units	Detection Limits
34371	Ethylbenzene	Pump	N	SW8260	11/13/2004	0.28	IV	µg/L	0.20
77103	2-Hexanone	Pump	N	SW8260	11/13/2004	0.28	U	µg/L	0.28
77424	Iodomethane	Pump	N	SW8260	11/13/2004	0.52	U	µg/L	0.52
81596	4-Methyl-2-pentanone	Pump	N	SW8260	11/13/2004	0.26	U	µg/L	0.26
34423	Methylene chloride	Pump	N	SW8260	11/13/2004	2.0	U	µg/L	2.0
77128	Styrene	Pump	N	SW8260	11/13/2004	0.12	U	µg/L	0.12
77562	1,1,1,2-Tetrachloroethane	Pump	N	SW8260	11/13/2004	0.24	U	µg/L	0.24
34516	1,1,2,2-Tetrachloroethane	Pump	N	SW8260	11/13/2004	0.44	U	µg/L	0.44
34475	Tetrachloroethene	Pump	N	SW8260	11/13/2004	0.17	U	µg/L	0.17
34010	Toluene	Pump	N	SW8260	11/13/2004	0.35	U	µg/L	0.35
34506	1,1,1-Trichloroethane	Pump	N	SW8260	11/13/2004	0.33	U	µg/L	0.33
34511	1,1,2-Trichloroethane	Pump	N	SW8260	11/13/2004	0.17	U	µg/L	0.17
39180	Trichloroethene	Pump	N	SW8260	11/13/2004	0.27	U	µg/L	0.27
34488	Trichlorofluoromethane	Pump	N	SW8260	11/13/2004	0.50	U	µg/L	0.50
77443	1,2,3-Trichloropropane	Pump	N	SW8260	11/13/2004	0.24	U	µg/L	0.24
77057	Vinyl acetate	Pump	N	SW8260	11/13/2004	0.46	U	µg/L	0.46
39175	Vinyl chloride	Pump	N	SW8260	11/13/2004	0.43	U	µg/L	0.43
34020	Xylenes, Total	Pump	N	SW8260	11/13/2004	0.32	U	µg/L	0.32

Data Qualifier Code Key:

- * Value exceeds Maximum Contaminant Level
- S Spike Recovery outside accepted recovery limits
- V Analyte detected in the associated Method Blank
- I Analyte detected below quantitation limits
- U Not Detected Above the MDL

Tomoka LF GW Nov 2004

PARAMETER MONITORING REPORT

Ground Water (Rule 62-520.400,.420, .460)

Surface Water (Rule 62-302.500, .510, .503)

Leachate (Rule 62-701.510)

LAB Submission Number: F04110016

Sample Number: F04110016-018

Facility WACS:	64-00027540	**Sample Date/Time:**	11/2/2004 12:12:00 PM
Well/Sampling Point WACS:	15798	**Report Period:**	Tomoka Nov 04
Well/Sampling Point Name:	B36	**Well Purged:**	YES
Classification of Groundwater:	G-II	**Well Type:**	Background
Ground Water Elevation: (NGVD):	26.42		

Storet Code	Parameter Monitored	Sampling Method	Filtered Y/N	Analysis Method	Analysis Date	Analysis Result	Q	Units	Detection Limits
	FIELD								
	Conductivity	Pump	N	FLD	11/2/2004	1144		umhos/c	
	Depth To Water	Pump	N	FLD	11/2/2004	2.85			
	Dissolved Oxygen	Pump	N	FLD	11/2/2004	1.28		mg/L	
	pH	Pump	N	FLD	11/2/2004	5.64		S.U.	
	Reference Elevation	Pump	N	FLD	11/2/2004	29.27			
	Temperature	Pump	N	FLD	11/2/2004	23.3		deg C	
	Turbidity	Pump	N	FLD	11/2/2004	1.66		NTU	
	INORGANICS								
70300	Solids, Total Dissolved	Pump	N	E160.1	11/2/2004	1100	*	mg/L	1.2
00940	Chloride	Pump	N	E300.0	11/4/2004	22		mg/L	0.036
00620	Nitrogen, Nitrate	Pump	N	E300.0	11/2/2004	0.018	U	mg/L	0.018
00945	Sulfate	Pump	N	E300.0	11/4/2004	0.051	U	mg/L	0.051
00610	Nitrogen, Ammonia (As N)	Pump	N	E350.1	11/16/2004	0.32		mg/L	0.012
	METALS								
01002	Arsenic	Pump	N	SW6010	11/5/2004	2.8	U	µg/L	2.8
01007	Barium	Pump	N	SW6010	11/5/2004	100		µg/L	0.23
01012	Beryllium	Pump	N	SW6010	11/5/2004	0.056	U	µg/L	0.056
01027	Cadmium	Pump	N	SW6010	11/5/2004	0.34	U	µg/L	0.34
01034	Chromium	Pump	N	SW6010	11/5/2004	0.75	I	µg/L	0.60
01037	Cobalt	Pump	N	SW6010	11/5/2004	18		µg/L	1.6
01042	Copper	Pump	N	SW6010	11/5/2004	0.47	U	µg/L	0.47
01045	Iron	Pump	N	SW6010	11/5/2004	4800	*	µg/L	11
01051	Lead	Pump	N	SW6010	11/5/2004	2.2	U	µg/L	2.2
01067	Nickel	Pump	N	SW6010	11/5/2004	1.0	U	µg/L	1.0
01147	Selenium	Pump	N	SW6010	11/5/2004	3.1	U	µg/L	3.1
01077	Silver	Pump	N	SW6010	11/5/2004	0.93	U	µg/L	0.93
00929	Sodium	Pump	N	SW6010	11/5/2004	100000		µg/L	190
01087	Vanadium	Pump	N	SW6010	11/5/2004	0.73	U	µg/L	0.73
01092	Zinc	Pump	N	SW6010	11/5/2004	3.5	U	µg/L	3.5
	Antimony	Pump	N	SW6020	11/11/2004	0.40	U	µg/L	0.40

Data Qualifier Code Key:

- * Value exceeds Maximum Contaminant Level
- S Spike Recovery outside accepted recovery limits
- V Analyte detected in the associated Method Blank
- I Analyte detected below quantitation limits
- U Not Detected Above the MDL

Tomoka LF GW Nov 2004

PARAMETER MONITORING REPORT

Ground Water (Rule 62-520.400,.420, .460)

Surface Water (Rule 62-302.500, .510, .503)

Leachate (Rule 62-701.510)

LAB Submission Number: F04110016

Sample Number: F04110016-018

Facility WACS:	64-00027540	**Sample Date/Time:**	11/2/2004 12:12:00 PM
Well/Sampling Point WACS:	15798	**Report Period:**	Tomoka Nov 04
Well/Sampling Point Name:	B36	**Well Purged:**	YES
Classification of Groundwater:	G-II	**Well Type:**	Background
Ground Water Elevation: (NGVD):	26.42		

Storet Code	Parameter Monitored	Sampling Method	Filtered Y/N	Analysis Method	Analysis Date	Analysis Result	Q	Units	Detection Limits
	Thallium	Pump	N	SW6020	11/11/2004	0.18	IV	µg/L	0.12
71900	Mercury	Pump	N	SW7470	11/11/2004	0.012	U	µg/L	0.012
	ORGANICS								
49146	1,2-Dibromo-3-chloropropane	Pump	N	SW8011	11/13/2004	0.0014	U	µg/L	0.0014
77651	Ethylene Dibromide	Pump	N	SW8011	11/13/2004	0.0030	U	µg/L	0.0030
81552	Acetone	Pump	N	SW8260	11/13/2004	3.7	U	µg/L	3.7
34215	Acrylonitrile	Pump	N	SW8260	11/13/2004	2.2	U	µg/L	2.2
34030	Benzene	Pump	N	SW8260	11/13/2004	1.7	*	µg/L	0.23
73085	Bromochloromethane	Pump	N	SW8260	11/13/2004	0.21	U	µg/L	0.21
32101	Bromodichloromethane	Pump	N	SW8260	11/13/2004	0.26	U	µg/L	0.26
32104	Bromoform	Pump	N	SW8260	11/13/2004	0.28	U	µg/L	0.28
34413	Bromomethane	Pump	N	SW8260	11/13/2004	0.60	U	µg/L	0.60
81595	2-Butanone	Pump	N	SW8260	11/13/2004	1.8	U	µg/L	1.8
77041	Carbon disulfide	Pump	N	SW8260	11/13/2004	0.49	U	µg/L	0.49
32102	Carbon tetrachloride	Pump	N	SW8260	11/13/2004	0.29	U	µg/L	0.29
34301	Chlorobenzene	Pump	N	SW8260	11/13/2004	1.6		µg/L	0.15
34311	Chloroethane	Pump	N	SW8260	11/13/2004	0.51	U	µg/L	0.51
32106	Chloroform	Pump	N	SW8260	11/13/2004	0.23	U	µg/L	0.23
34418	Chloromethane	Pump	N	SW8260	11/13/2004	0.50	U	µg/L	0.50
32105	Dibromochloromethane	Pump	N	SW8260	11/13/2004	0.19	U	µg/L	0.19
77596	Dibromomethane	Pump	N	SW8260	11/13/2004	0.30	U	µg/L	0.30
77268	trans-1,4-Dichloro-2-butene	Pump	N	SW8260	11/13/2004	0.64	U	µg/L	0.64
34536	1,2-Dichlorobenzene	Pump	N	SW8260	11/13/2004	0.19	U	µg/L	0.19
34571	1,4-Dichlorobenzene	Pump	N	SW8260	11/13/2004	0.24	I	µg/L	0.19
34496	1,1-Dichloroethane	Pump	N	SW8260	11/13/2004	5.6		µg/L	0.26
34531	1,2-Dichloroethane	Pump	N	SW8260	11/13/2004	0.19	U	µg/L	0.19
34501	1,1-Dichloroethene	Pump	N	SW8260	11/13/2004	0.40	U	µg/L	0.40
77093	cis-1,2-Dichloroethene	Pump	N	SW8260	11/13/2004	0.17	U	µg/L	0.17
34546	trans-1,2-Dichloroethene	Pump	N	SW8260	11/13/2004	0.17	U	µg/L	0.17
34541	1,2-Dichloropropane	Pump	N	SW8260	11/13/2004	0.33	U	µg/L	0.33
34704	cis-1,3-Dichloropropene	Pump	N	SW8260	11/13/2004	0.23	U	µg/L	0.23
34699	trans-1,3-Dichloropropene	Pump	N	SW8260	11/13/2004	0.25	U	µg/L	0.25

Data Qualifier Code Key:

- * Value exceeds Maximum Contaminant Level
- S Spike Recovery outside accepted recovery limits
- V Analyte detected in the associated Method Blank
- I Analyte detected below quantitation limits
- U Not Detected Above the MDL

Tomoka LF GW Nov 2004

PARAMETER MONITORING REPORT

Ground Water (Rule 62-520.400,.420, .460)

Surface Water (Rule 62-302.500, .510, .503)

Leachate (Rule 62-701.510)

LAB Submission Number: F04110016

Sample Number: F04110016-018

Facility WACS:	64-00027540	**Sample Date/Time:**	11/2/2004 12:12:00 PM
Well/Sampling Point WACS:	15798	**Report Period:**	Tomoka Nov 04
Well/Sampling Point Name:	B36	**Well Purged:**	YES
Classification of Groundwater:	G-II	**Well Type:**	Background
Ground Water Elevation: (NGVD):	26.42		

Storet Code	Parameter Monitored	Sampling Method	Filtered Y/N	Analysis Method	Analysis Date	Analysis Result	Q	Units	Detection Limits
34371	Ethylbenzene	Pump	N	SW8260	11/13/2004	0.46	I	µg/L	0.20
77103	2-Hexanone	Pump	N	SW8260	11/13/2004	0.28	U	µg/L	0.28
77424	Iodomethane	Pump	N	SW8260	11/13/2004	0.52	U	µg/L	0.52
81596	4-Methyl-2-pentanone	Pump	N	SW8260	11/13/2004	0.26	U	µg/L	0.26
34423	Methylene chloride	Pump	N	SW8260	11/13/2004	2.0	U	µg/L	2.0
77128	Styrene	Pump	N	SW8260	11/13/2004	0.12	U	µg/L	0.12
77562	1,1,1,2-Tetrachloroethane	Pump	N	SW8260	11/13/2004	0.24	U	µg/L	0.24
34516	1,1,2,2-Tetrachloroethane	Pump	N	SW8260	11/13/2004	0.44	U	µg/L	0.44
34475	Tetrachloroethene	Pump	N	SW8260	11/13/2004	0.17	U	µg/L	0.17
34010	Toluene	Pump	N	SW8260	11/13/2004	6.2		µg/L	0.35
34506	1,1,1-Trichloroethane	Pump	N	SW8260	11/13/2004	0.33	U	µg/L	0.33
34511	1,1,2-Trichloroethane	Pump	N	SW8260	11/13/2004	0.17	U	µg/L	0.17
39180	Trichloroethene	Pump	N	SW8260	11/13/2004	0.27	U	µg/L	0.27
34488	Trichlorofluoromethane	Pump	N	SW8260	11/13/2004	0.50	U	µg/L	0.50
77443	1,2,3-Trichloropropane	Pump	N	SW8260	11/13/2004	0.24	U	µg/L	0.24
77057	Vinyl acetate	Pump	N	SW8260	11/13/2004	0.46	U	µg/L	0.46
39175	Vinyl chloride	Pump	N	SW8260	11/13/2004	250	*	µg/L	4.3
34020	Xylenes, Total	Pump	N	SW8260	11/13/2004	2.0		µg/L	0.32

Data Qualifier Code Key:

- * Value exceeds Maximum Contaminant Level
- S Spike Recovery outside accepted recovery limits
- V Analyte detected in the associated Method Blank
- I Analyte detected below quantitation limits
- U Not Detected Above the MDL

Tomoka LF GW Nov 2004

PARAMETER MONITORING REPORT

Ground Water (Rule 62-520.400,.420, .460)

Surface Water (Rule 62-302.500, .510, .503)

Leachate (Rule 62-701.510)

LAB Submission Number: F04110016

Sample Number: F04110016-019

Facility WACS:	64-00027540	**Sample Date/Time:**	11/2/2004 12:42:00 PM
Well/Sampling Point WACS:	15403	**Report Period:**	Tomoka Nov 04
Well/Sampling Point Name:	B5B	**Well Purged:**	YES
Classification of Groundwater:	G-II	**Well Type:**	Compliance
Ground Water Elevation: (NGVD):	28.05		

Storet Code	Parameter Monitored	Sampling Method	Filtered Y/N	Analysis Method	Analysis Date	Analysis Result	Q	Units	Detection Limits
	FIELD								
	Conductivity	Pump	N	FLD	11/2/2004	919		umhos/c	
	Depth To Water	Pump	N	FLD	11/2/2004	4.61			
	Dissolved Oxygen	Pump	N	FLD	11/2/2004	1.30		mg/L	
	pH	Pump	N	FLD	11/2/2004	5.96		S.U.	
	Reference Elevation	Pump	N	FLD	11/2/2004	32.66			
	Temperature	Pump	N	FLD	11/2/2004	23.9		deg C	
	Turbidity	Pump	N	FLD	11/2/2004	6.41		NTU	
	INORGANICS								
70300	Solids, Total Dissolved	Pump	N	E160.1	11/2/2004	550	*	mg/L	1.2
00940	Chloride	Pump	N	E300.0	11/4/2004	34		mg/L	0.036
00620	Nitrogen, Nitrate	Pump	N	E300.0	11/2/2004	0.0091	U	mg/L	0.0091
00945	Sulfate	Pump	N	E300.0	11/4/2004	9.1		mg/L	0.051
00610	Nitrogen, Ammonia (As N)	Pump	N	E350.1	11/16/2004	0.22		mg/L	0.024
	METALS								
01002	Arsenic	Pump	N	SW6010	11/5/2004	2.8	U	µg/L	2.8
01007	Barium	Pump	N	SW6010	11/5/2004	98		µg/L	0.23
01012	Beryllium	Pump	N	SW6010	11/5/2004	0.056	U	µg/L	0.056
01027	Cadmium	Pump	N	SW6010	11/5/2004	0.34	U	µg/L	0.34
01034	Chromium	Pump	N	SW6010	11/5/2004	0.60	U	µg/L	0.60
01037	Cobalt	Pump	N	SW6010	11/5/2004	10	I	µg/L	1.6
01042	Copper	Pump	N	SW6010	11/5/2004	0.47	U	µg/L	0.47
01045	Iron	Pump	N	SW6010	11/5/2004	16000	*	µg/L	11
01051	Lead	Pump	N	SW6010	11/5/2004	2.2	U	µg/L	2.2
01067	Nickel	Pump	N	SW6010	11/5/2004	1.0	U	µg/L	1.0
01147	Selenium	Pump	N	SW6010	11/5/2004	3.1	U	µg/L	3.1
01077	Silver	Pump	N	SW6010	11/5/2004	0.93	U	µg/L	0.93
00929	Sodium	Pump	N	SW6010	11/5/2004	44000		µg/L	190
01087	Vanadium	Pump	N	SW6010	11/5/2004	0.86	I	µg/L	0.73
01092	Zinc	Pump	N	SW6010	11/5/2004	3.5	U	µg/L	3.5
	Antimony	Pump	N	SW6020	11/11/2004	0.40	U	µg/L	0.40

Data Qualifier Code Key:

- * Value exceeds Maximum Contaminant Level
- S Spike Recovery outside accepted recovery limits
- V Analyte detected in the associated Method Blank
- I Analyte detected below quantitation limits
- U Not Detected Above the MDL

Tomoka LF GW Nov 2004

PARAMETER MONITORING REPORT

Ground Water (Rule 62-520.400,.420, .460)

Surface Water (Rule 62-302.500, .510, .503)

Leachate (Rule 62-701.510)

LAB Submission Number: F04110016

Sample Number: F04110016-019

Facility WACS:	64-00027540	**Sample Date/Time:**	11/2/2004 12:42:00 PM
Well/Sampling Point WACS:	15403	**Report Period:**	Tomoka Nov 04
Well/Sampling Point Name:	B5B	**Well Purged:**	YES
Classification of Groundwater:	G-II	**Well Type:**	Compliance
Ground Water Elevation: (NGVD):	28.05		

Storet Code	Parameter Monitored	Sampling Method	Filtered Y/N	Analysis Method	Analysis Date	Analysis Result	Q	Units	Detection Limits
	Thallium	Pump	N	SW6020	11/11/2004	0.13	IV	µg/L	0.12
71900	Mercury	Pump	N	SW7470	11/11/2004	0.012	U	µg/L	0.012
	ORGANICS								
49146	1,2-Dibromo-3-chloropropane	Pump	N	SW8011	11/13/2004	0.0014	U	µg/L	0.0014
77651	Ethylene Dibromide	Pump	N	SW8011	11/13/2004	0.0030	U	µg/L	0.0030
81552	Acetone	Pump	N	SW8260	11/13/2004	3.7	U	µg/L	3.7
34215	Acrylonitrile	Pump	N	SW8260	11/13/2004	2.2	U	µg/L	2.2
34030	Benzene	Pump	N	SW8260	11/13/2004	0.23	U	µg/L	0.23
73085	Bromochloromethane	Pump	N	SW8260	11/13/2004	0.21	U	µg/L	0.21
32101	Bromodichloromethane	Pump	N	SW8260	11/13/2004	0.26	U	µg/L	0.26
32104	Bromoform	Pump	N	SW8260	11/13/2004	0.28	U	µg/L	0.28
34413	Bromomethane	Pump	N	SW8260	11/13/2004	0.60	U	µg/L	0.60
81595	2-Butanone	Pump	N	SW8260	11/13/2004	1.8	U	µg/L	1.8
77041	Carbon disulfide	Pump	N	SW8260	11/13/2004	0.49	U	µg/L	0.49
32102	Carbon tetrachloride	Pump	N	SW8260	11/13/2004	0.29	U	µg/L	0.29
34301	Chlorobenzene	Pump	N	SW8260	11/13/2004	0.15	U	µg/L	0.15
34311	Chloroethane	Pump	N	SW8260	11/13/2004	0.51	U	µg/L	0.51
32106	Chloroform	Pump	N	SW8260	11/13/2004	0.23	U	µg/L	0.23
34418	Chloromethane	Pump	N	SW8260	11/13/2004	0.50	U	µg/L	0.50
32105	Dibromochloromethane	Pump	N	SW8260	11/13/2004	0.19	U	µg/L	0.19
77596	Dibromomethane	Pump	N	SW8260	11/13/2004	0.30	U	µg/L	0.30
77268	trans-1,4-Dichloro-2-butene	Pump	N	SW8260	11/13/2004	0.64	U	µg/L	0.64
34536	1,2-Dichlorobenzene	Pump	N	SW8260	11/13/2004	0.19	U	µg/L	0.19
34571	1,4-Dichlorobenzene	Pump	N	SW8260	11/13/2004	0.19	U	µg/L	0.19
34496	1,1-Dichloroethane	Pump	N	SW8260	11/13/2004	0.26	U	µg/L	0.26
34531	1,2-Dichloroethane	Pump	N	SW8260	11/13/2004	0.19	U	µg/L	0.19
34501	1,1-Dichloroethene	Pump	N	SW8260	11/13/2004	0.40	U	µg/L	0.40
77093	cis-1,2-Dichloroethene	Pump	N	SW8260	11/13/2004	0.17	U	µg/L	0.17
34546	trans-1,2-Dichloroethene	Pump	N	SW8260	11/13/2004	0.17	U	µg/L	0.17
34541	1,2-Dichloropropane	Pump	N	SW8260	11/13/2004	0.33	U	µg/L	0.33
34704	cis-1,3-Dichloropropene	Pump	N	SW8260	11/13/2004	0.23	U	µg/L	0.23
34699	trans-1,3-Dichloropropene	Pump	N	SW8260	11/13/2004	0.25	U	µg/L	0.25

Data Qualifier Code Key:

- * Value exceeds Maximum Contaminant Level
- S Spike Recovery outside accepted recovery limits
- V Analyte detected in the associated Method Blank
- I Analyte detected below quantitation limits
- U Not Detected Above the MDL

Tomoka LF GW Nov 2004

PARAMETER MONITORING REPORT

Ground Water (Rule 62-520.400,.420, .460)

Surface Water (Rule 62-302.500, .510, .503)

Leachate (Rule 62-701.510)

LAB Submission Number: F04110016

Sample Number: F04110016-019

Facility WACS:	64-00027540	**Sample Date/Time:**	11/2/2004 12:42:00 PM
Well/Sampling Point WACS:	15403	**Report Period:**	Tomoka Nov 04
Well/Sampling Point Name:	B5B	**Well Purged:**	YES
Classification of Groundwater:	G-II	**Well Type:**	Compliance
Ground Water Elevation: (NGVD):	28.05		

Storet Code	Parameter Monitored	Sampling Method	Filtered Y/N	Analysis Method	Analysis Date	Analysis Result	Q	Units	Detection Limits
34371	Ethylbenzene	Pump	N	SW8260	11/13/2004	0.20	U	µg/L	0.20
77103	2-Hexanone	Pump	N	SW8260	11/13/2004	0.28	U	µg/L	0.28
77424	Iodomethane	Pump	N	SW8260	11/13/2004	0.52	U	µg/L	0.52
81596	4-Methyl-2-pentanone	Pump	N	SW8260	11/13/2004	0.26	U	µg/L	0.26
34423	Methylene chloride	Pump	N	SW8260	11/13/2004	2.0	U	µg/L	2.0
77128	Styrene	Pump	N	SW8260	11/13/2004	0.12	U	µg/L	0.12
77562	1,1,1,2-Tetrachloroethane	Pump	N	SW8260	11/13/2004	0.24	U	µg/L	0.24
34516	1,1,2,2-Tetrachloroethane	Pump	N	SW8260	11/13/2004	0.44	U	µg/L	0.44
34475	Tetrachloroethene	Pump	N	SW8260	11/13/2004	0.17	U	µg/L	0.17
34010	Toluene	Pump	N	SW8260	11/13/2004	0.35	U	µg/L	0.35
34506	1,1,1-Trichloroethane	Pump	N	SW8260	11/13/2004	0.33	U	µg/L	0.33
34511	1,1,2-Trichloroethane	Pump	N	SW8260	11/13/2004	0.17	U	µg/L	0.17
39180	Trichloroethene	Pump	N	SW8260	11/13/2004	0.27	U	µg/L	0.27
34488	Trichlorofluoromethane	Pump	N	SW8260	11/13/2004	0.50	U	µg/L	0.50
77443	1,2,3-Trichloropropane	Pump	N	SW8260	11/13/2004	0.24	U	µg/L	0.24
77057	Vinyl acetate	Pump	N	SW8260	11/13/2004	0.46	U	µg/L	0.46
39175	Vinyl chloride	Pump	N	SW8260	11/13/2004	0.43	U	µg/L	0.43
34020	Xylenes, Total	Pump	N	SW8260	11/13/2004	0.32	U	µg/L	0.32

Data Qualifier Code Key:

*	Value exceeds Maximum Contaminant Level	I	Analyte detected below quantitation limits
S	Spike Recovery outside accepted recovery limits	U	Not Detected Above the MDL
V	Analyte detected in the associated Method Blank		

Tomoka LF GW Nov 2004

PARAMETER MONITORING REPORT

Ground Water (Rule 62-520.400,.420, .460)

Surface Water (Rule 62-302.500, .510, .503)

Leachate (Rule 62-701.510)

LAB Submission Number: F04110016

Sample Number: F04110016-020

Facility WACS:	64-00027540	**Sample Date/Time:**	11/2/2004 1:26:00 PM
Well/Sampling Point WACS:	15794	**Report Period:**	Tomoka Nov 04
Well/Sampling Point Name:	B34-1	**Well Purged:**	YES
Classification of Groundwater:	G-II	**Well Type:**	Background
Ground Water Elevation: (NGVD):	26.97		

Storet Code	Parameter Monitored	Sampling Method	Filtered Y/N	Analysis Method	Analysis Date	Analysis Result	Q	Units	Detection Limits
	FIELD								
	Conductivity	Pump	N	FLD	11/2/2004	650		umhos/c	
	Depth To Water	Pump	N	FLD	11/2/2004	4.21			
	Dissolved Oxygen	Pump	N	FLD	11/2/2004	1.21		mg/L	
	pH	Pump	N	FLD	11/2/2004	6.44		S.U.	
	Reference Elevation	Pump	N	FLD	11/2/2004	31.18			
	Temperature	Pump	N	FLD	11/2/2004	23.4		deg C	
	Turbidity	Pump	N	FLD	11/2/2004	3.00		NTU	
	INORGANICS								
70300	Solids, Total Dissolved	Pump	N	E160.1	11/2/2004	450		mg/L	1.2
00940	Chloride	Pump	N	E300.0	11/4/2004	40		mg/L	0.036
00620	Nitrogen, Nitrate	Pump	N	E300.0	11/2/2004	0.0091	U	mg/L	0.0091
00945	Sulfate	Pump	N	E300.0	11/4/2004	86		mg/L	0.051
00610	Nitrogen, Ammonia (As N)	Pump	N	E350.1	11/16/2004	0.10		mg/L	0.012
	METALS								
01002	Arsenic	Pump	N	SW6010	11/5/2004	2.8	U	µg/L	2.8
01007	Barium	Pump	N	SW6010	11/5/2004	68		µg/L	0.23
01012	Beryllium	Pump	N	SW6010	11/5/2004	0.056	U	µg/L	0.056
01027	Cadmium	Pump	N	SW6010	11/5/2004	0.34	U	µg/L	0.34
01034	Chromium	Pump	N	SW6010	11/5/2004	0.70	I	µg/L	0.60
01037	Cobalt	Pump	N	SW6010	11/5/2004	5.6	I	µg/L	1.6
01042	Copper	Pump	N	SW6010	11/5/2004	0.47	U	µg/L	0.47
01045	Iron	Pump	N	SW6010	11/5/2004	13000	*	µg/L	11
01051	Lead	Pump	N	SW6010	11/5/2004	2.2	U	µg/L	2.2
01067	Nickel	Pump	N	SW6010	11/5/2004	1.0	U	µg/L	1.0
01147	Selenium	Pump	N	SW6010	11/5/2004	3.1	U	µg/L	3.1
01077	Silver	Pump	N	SW6010	11/5/2004	0.93	U	µg/L	0.93
00929	Sodium	Pump	N	SW6010	11/5/2004	35000		µg/L	190
01087	Vanadium	Pump	N	SW6010	11/5/2004	0.88	I	µg/L	0.73
01092	Zinc	Pump	N	SW6010	11/5/2004	3.5	U	µg/L	3.5
	Antimony	Pump	N	SW6020	11/11/2004	0.40	U	µg/L	0.40

Data Qualifier Code Key:

- * Value exceeds Maximum Contaminant Level
- S Spike Recovery outside accepted recovery limits
- V Analyte detected in the associated Method Blank
- I Analyte detected below quantitation limits
- U Not Detected Above the MDL

Tomoka LF GW Nov 2004

PARAMETER MONITORING REPORT

Ground Water (Rule 62-520.400,.420, .460)

Surface Water (Rule 62-302.500, .510, .503)

Leachate (Rule 62-701.510)

LAB Submission Number: F04110016

Sample Number: F04110016-020

Facility WACS:	64-00027540	**Sample Date/Time:**	11/2/2004 1:26:00 PM
Well/Sampling Point WACS:	15794	**Report Period:**	Tomoka Nov 04
Well/Sampling Point Name:	B34-1	**Well Purged:**	YES
Classification of Groundwater:	G-II	**Well Type:**	Background
Ground Water Elevation: (NGVD):	26.97		

Storet Code	Parameter Monitored	Sampling Method	Filtered Y/N	Analysis Method	Analysis Date	Analysis Result	Q	Units	Detection Limits
	Thallium	Pump	N	SW6020	11/11/2004	0.14	IV	µg/L	0.12
71900	Mercury	Pump	N	SW7470	11/11/2004	0.012	U	µg/L	0.012
	ORGANICS								
49146	1,2-Dibromo-3-chloropropane	Pump	N	SW8011	11/13/2004	0.0014	U	µg/L	0.0014
77651	Ethylene Dibromide	Pump	N	SW8011	11/13/2004	0.0030	U	µg/L	0.0030
81552	Acetone	Pump	N	SW8260	11/13/2004	3.7	U	µg/L	3.7
34215	Acrylonitrile	Pump	N	SW8260	11/13/2004	2.2	U	µg/L	2.2
34030	Benzene	Pump	N	SW8260	11/13/2004	0.23	U	µg/L	0.23
73085	Bromochloromethane	Pump	N	SW8260	11/13/2004	0.21	U	µg/L	0.21
32101	Bromodichloromethane	Pump	N	SW8260	11/13/2004	0.26	U	µg/L	0.26
32104	Bromoform	Pump	N	SW8260	11/13/2004	0.28	U	µg/L	0.28
34413	Bromomethane	Pump	N	SW8260	11/13/2004	0.60	U	µg/L	0.60
81595	2-Butanone	Pump	N	SW8260	11/13/2004	1.8	U	µg/L	1.8
77041	Carbon disulfide	Pump	N	SW8260	11/13/2004	0.49	U	µg/L	0.49
32102	Carbon tetrachloride	Pump	N	SW8260	11/13/2004	0.29	U	µg/L	0.29
34301	Chlorobenzene	Pump	N	SW8260	11/13/2004	0.15	U	µg/L	0.15
34311	Chloroethane	Pump	N	SW8260	11/13/2004	0.51	U	µg/L	0.51
32106	Chloroform	Pump	N	SW8260	11/13/2004	0.23	U	µg/L	0.23
34418	Chloromethane	Pump	N	SW8260	11/13/2004	0.50	U	µg/L	0.50
32105	Dibromochloromethane	Pump	N	SW8260	11/13/2004	0.19	U	µg/L	0.19
77596	Dibromomethane	Pump	N	SW8260	11/13/2004	0.30	U	µg/L	0.30
77268	trans-1,4-Dichloro-2-butene	Pump	N	SW8260	11/13/2004	0.64	U	µg/L	0.64
34536	1,2-Dichlorobenzene	Pump	N	SW8260	11/13/2004	0.19	U	µg/L	0.19
34571	1,4-Dichlorobenzene	Pump	N	SW8260	11/13/2004	0.19	U	µg/L	0.19
34496	1,1-Dichloroethane	Pump	N	SW8260	11/13/2004	0.26	U	µg/L	0.26
34531	1,2-Dichloroethane	Pump	N	SW8260	11/13/2004	0.19	U	µg/L	0.19
34501	1,1-Dichloroethene	Pump	N	SW8260	11/13/2004	0.40	U	µg/L	0.40
77093	cis-1,2-Dichloroethene	Pump	N	SW8260	11/13/2004	0.17	U	µg/L	0.17
34546	trans-1,2-Dichloroethene	Pump	N	SW8260	11/13/2004	0.17	U	µg/L	0.17
34541	1,2-Dichloropropane	Pump	N	SW8260	11/13/2004	0.33	U	µg/L	0.33
34704	cis-1,3-Dichloropropene	Pump	N	SW8260	11/13/2004	0.23	U	µg/L	0.23
34699	trans-1,3-Dichloropropene	Pump	N	SW8260	11/13/2004	0.25	U	µg/L	0.25

Data Qualifier Code Key:

- * Value exceeds Maximum Contaminant Level
- S Spike Recovery outside accepted recovery limits
- V Analyte detected in the associated Method Blank
- I Analyte detected below quantitation limits
- U Not Detected Above the MDL

Tomoka LF GW Nov 2004

PARAMETER MONITORING REPORT

Ground Water (Rule 62-520.400,.420, .460)

Surface Water (Rule 62-302.500, .510, .503)

Leachate (Rule 62-701.510)

LAB Submission Number: F04110016

Sample Number: F04110016-020

Facility WACS:	64-00027540	**Sample Date/Time:**	11/2/2004 1:26:00 PM
Well/Sampling Point WACS:	15794	**Report Period:**	Tomoka Nov 04
Well/Sampling Point Name:	B34-1	**Well Purged:**	YES
Classification of Groundwater:	G-II	**Well Type:**	Background
Ground Water Elevation: (NGVD):	26.97		

Storet Code	Parameter Monitored	Sampling Method	Filtered Y/N	Analysis Method	Analysis Date	Analysis Result	Q	Units	Detection Limits
34371	Ethylbenzene	Pump	N	SW8260	11/13/2004	0.20	U	µg/L	0.20
77103	2-Hexanone	Pump	N	SW8260	11/13/2004	0.28	U	µg/L	0.28
77424	Iodomethane	Pump	N	SW8260	11/13/2004	0.52	U	µg/L	0.52
81596	4-Methyl-2-pentanone	Pump	N	SW8260	11/13/2004	0.26	U	µg/L	0.26
34423	Methylene chloride	Pump	N	SW8260	11/13/2004	2.0	U	µg/L	2.0
77128	Styrene	Pump	N	SW8260	11/13/2004	0.12	U	µg/L	0.12
77562	1,1,1,2-Tetrachloroethane	Pump	N	SW8260	11/13/2004	0.24	U	µg/L	0.24
34516	1,1,2,2-Tetrachloroethane	Pump	N	SW8260	11/13/2004	0.44	U	µg/L	0.44
34475	Tetrachloroethene	Pump	N	SW8260	11/13/2004	0.17	U	µg/L	0.17
34010	Toluene	Pump	N	SW8260	11/13/2004	0.35	U	µg/L	0.35
34506	1,1,1-Trichloroethane	Pump	N	SW8260	11/13/2004	0.33	U	µg/L	0.33
34511	1,1,2-Trichloroethane	Pump	N	SW8260	11/13/2004	0.17	U	µg/L	0.17
39180	Trichloroethene	Pump	N	SW8260	11/13/2004	0.27	U	µg/L	0.27
34488	Trichlorofluoromethane	Pump	N	SW8260	11/13/2004	0.50	U	µg/L	0.50
77443	1,2,3-Trichloropropane	Pump	N	SW8260	11/13/2004	0.24	U	µg/L	0.24
77057	Vinyl acetate	Pump	N	SW8260	11/13/2004	0.46	U	µg/L	0.46
39175	Vinyl chloride	Pump	N	SW8260	11/13/2004	0.43	U	µg/L	0.43
34020	Xylenes, Total	Pump	N	SW8260	11/13/2004	0.32	U	µg/L	0.32

Data Qualifier Code Key:

- * Value exceeds Maximum Contaminant Level
- S Spike Recovery outside accepted recovery limits
- V Analyte detected in the associated Method Blank
- I Analyte detected below quantitation limits
- U Not Detected Above the MDL

Tomoka LF GW Nov 2004

PARAMETER MONITORING REPORT

Ground Water (Rule 62-520.400,.420, .460)

Surface Water (Rule 62-302.500, .510, .503)

Leachate (Rule 62-701.510)

LAB Submission Number: F04110016

Sample Number: F04110016-021

Facility WACS:	64-00027540	**Sample Date/Time:**	11/2/2004 1:50:00 PM
Well/Sampling Point WACS:	15795	**Report Period:**	Tomoka Nov 04
Well/Sampling Point Name:	B34-2	**Well Purged:**	YES
Classification of Groundwater:	G-II	**Well Type:**	Background
Ground Water Elevation: (NGVD):	27.89		

Storet Code	Parameter Monitored	Sampling Method	Filtered Y/N	Analysis Method	Analysis Date	Analysis Result	Q	Units	Detection Limits
	FIELD								
	Conductivity	Pump	N	FLD	11/2/2004	919		umhos/c	
	Depth To Water	Pump	N	FLD	11/2/2004	3.32			
	Dissolved Oxygen	Pump	N	FLD	11/2/2004	1.42		mg/L	
	pH	Pump	N	FLD	11/2/2004	6.55		S.U.	
	Reference Elevation	Pump	N	FLD	11/2/2004	31.21			
	Temperature	Pump	N	FLD	11/2/2004	24.0		deg C	
	Turbidity	Pump	N	FLD	11/2/2004	18.2		NTU	
	INORGANICS								
70300	Solids, Total Dissolved	Pump	N	E160.1	11/2/2004	560	*	mg/L	1.2
00940	Chloride	Pump	N	E300.0	11/4/2004	31		mg/L	0.036
00620	Nitrogen, Nitrate	Pump	N	E300.0	11/2/2004	0.067		mg/L	0.0091
00945	Sulfate	Pump	N	E300.0	11/4/2004	93		mg/L	0.051
00610	Nitrogen, Ammonia (As N)	Pump	N	E350.1	11/16/2004	2.1		mg/L	0.012
	METALS								
01002	Arsenic	Pump	N	SW6010	11/5/2004	2.8	U	µg/L	2.8
01007	Barium	Pump	N	SW6010	11/5/2004	48		µg/L	0.23
01012	Beryllium	Pump	N	SW6010	11/5/2004	0.056	U	µg/L	0.056
01027	Cadmium	Pump	N	SW6010	11/5/2004	0.34	U	µg/L	0.34
01034	Chromium	Pump	N	SW6010	11/5/2004	0.60	U	µg/L	0.60
01037	Cobalt	Pump	N	SW6010	11/5/2004	10		µg/L	1.6
01042	Copper	Pump	N	SW6010	11/5/2004	0.47	U	µg/L	0.47
01045	Iron	Pump	N	SW6010	11/5/2004	5500	*	µg/L	11
01051	Lead	Pump	N	SW6010	11/5/2004	2.2	U	µg/L	2.2
01067	Nickel	Pump	N	SW6010	11/5/2004	1.5	I	µg/L	1.0
01147	Selenium	Pump	N	SW6010	11/5/2004	3.1	U	µg/L	3.1
01077	Silver	Pump	N	SW6010	11/5/2004	0.93	U	µg/L	0.93
00929	Sodium	Pump	N	SW6010	11/5/2004	20000		µg/L	190
01087	Vanadium	Pump	N	SW6010	11/5/2004	2.3	I	µg/L	0.73
01092	Zinc	Pump	N	SW6010	11/5/2004	3.5	U	µg/L	3.5
	Antimony	Pump	N	SW6020	11/11/2004	0.40	U	µg/L	0.40

Data Qualifier Code Key:

- * Value exceeds Maximum Contaminant Level
- S Spike Recovery outside accepted recovery limits
- V Analyte detected in the associated Method Blank
- I Analyte detected below quantitation limits
- U Not Detected Above the MDL

Tomoka LF GW Nov 2004
PARAMETER MONITORING REPORT
Ground Water (Rule 62-520.400,.420, .460)
Surface Water (Rule 62-302.500, .510, .503)
Leachate (Rule 62-701.510)
LAB Submission Number: F04110016
Sample Number: F04110016-021

Facility WACS:	64-00027540	**Sample Date/Time:**	11/2/2004 1:50:00 PM
Well/Sampling Point WACS:	15795	**Report Period:**	Tomoka Nov 04
Well/Sampling Point Name:	B34-2	**Well Purged:**	YES
Classification of Groundwater:	G-II	**Well Type:**	Background
Ground Water Elevation: (NGVD):	27.89		

Storet Code	Parameter Monitored	Sampling Method	Filtered Y/N	Analysis Method	Analysis Date	Analysis Result	Q	Units	Detection Limits
	Thallium	Pump	N	SW6020	11/11/2004	0.14	IV	µg/L	0.12
71900	Mercury	Pump	N	SW7470	11/11/2004	0.012	U	µg/L	0.012
	ORGANICS								
49146	1,2-Dibromo-3-chloropropane	Pump	N	SW8011	11/13/2004	0.0014	U	µg/L	0.0014
77651	Ethylene Dibromide	Pump	N	SW8011	11/13/2004	0.0030	U	µg/L	0.0030
81552	Acetone	Pump	N	SW8260	11/13/2004	3.7	U	µg/L	3.7
34215	Acrylonitrile	Pump	N	SW8260	11/13/2004	2.2	U	µg/L	2.2
34030	Benzene	Pump	N	SW8260	11/13/2004	0.23	U	µg/L	0.23
73085	Bromochloromethane	Pump	N	SW8260	11/13/2004	0.21	U	µg/L	0.21
32101	Bromodichloromethane	Pump	N	SW8260	11/13/2004	0.26	U	µg/L	0.26
32104	Bromoform	Pump	N	SW8260	11/13/2004	0.28	U	µg/L	0.28
34413	Bromomethane	Pump	N	SW8260	11/13/2004	0.60	U	µg/L	0.60
81595	2-Butanone	Pump	N	SW8260	11/13/2004	1.8	U	µg/L	1.8
77041	Carbon disulfide	Pump	N	SW8260	11/13/2004	0.49	U	µg/L	0.49
32102	Carbon tetrachloride	Pump	N	SW8260	11/13/2004	0.29	U	µg/L	0.29
34301	Chlorobenzene	Pump	N	SW8260	11/13/2004	0.15	U	µg/L	0.15
34311	Chloroethane	Pump	N	SW8260	11/13/2004	0.51	U	µg/L	0.51
32106	Chloroform	Pump	N	SW8260	11/13/2004	0.23	U	µg/L	0.23
34418	Chloromethane	Pump	N	SW8260	11/13/2004	0.50	U	µg/L	0.50
32105	Dibromochloromethane	Pump	N	SW8260	11/13/2004	0.19	U	µg/L	0.19
77596	Dibromomethane	Pump	N	SW8260	11/13/2004	0.30	U	µg/L	0.30
77268	trans-1,4-Dichloro-2-butene	Pump	N	SW8260	11/13/2004	0.64	U	µg/L	0.64
34536	1,2-Dichlorobenzene	Pump	N	SW8260	11/13/2004	0.19	U	µg/L	0.19
34571	1,4-Dichlorobenzene	Pump	N	SW8260	11/13/2004	0.19	U	µg/L	0.19
34496	1,1-Dichloroethane	Pump	N	SW8260	11/13/2004	0.26	U	µg/L	0.26
34531	1,2-Dichloroethane	Pump	N	SW8260	11/13/2004	0.19	U	µg/L	0.19
34501	1,1-Dichloroethene	Pump	N	SW8260	11/13/2004	0.40	U	µg/L	0.40
77093	cis-1,2-Dichloroethene	Pump	N	SW8260	11/13/2004	0.17	U	µg/L	0.17
34546	trans-1,2-Dichloroethene	Pump	N	SW8260	11/13/2004	0.17	U	µg/L	0.17
34541	1,2-Dichloropropane	Pump	N	SW8260	11/13/2004	0.33	U	µg/L	0.33
34704	cis-1,3-Dichloropropene	Pump	N	SW8260	11/13/2004	0.23	U	µg/L	0.23
34699	trans-1,3-Dichloropropene	Pump	N	SW8260	11/13/2004	0.25	U	µg/L	0.25

Data Qualifier Code Key:

*	Value exceeds Maximum Contaminant Level	I	Analyte detected below quantitation limits
S	Spike Recovery outside accepted recovery limits	U	Not Detected Above the MDL
V	Analyte detected in the associated Method Blank		

Tomoka LF GW Nov 2004

PARAMETER MONITORING REPORT

Ground Water (Rule 62-520.400,.420, .460)

Surface Water (Rule 62-302.500, .510, .503)

Leachate (Rule 62-701.510)

LAB Submission Number: F04110016

Sample Number: F04110016-021

Facility WACS:	64-00027540	**Sample Date/Time:**	11/2/2004 1:50:00 PM
Well/Sampling Point WACS:	15795	**Report Period:**	Tomoka Nov 04
Well/Sampling Point Name:	B34-2	**Well Purged:**	YES
Classification of Groundwater:	G-II	**Well Type:**	Background
Ground Water Elevation: (NGVD):	27.89		

Storet Code	Parameter Monitored	Sampling Method	Filtered Y/N	Analysis Method	Analysis Date	Analysis Result	Q	Units	Detection Limits
34371	Ethylbenzene	Pump	N	SW8260	11/13/2004	0.20	U	µg/L	0.20
77103	2-Hexanone	Pump	N	SW8260	11/13/2004	0.28	U	µg/L	0.28
77424	Iodomethane	Pump	N	SW8260	11/13/2004	0.52	U	µg/L	0.52
81596	4-Methyl-2-pentanone	Pump	N	SW8260	11/13/2004	0.26	U	µg/L	0.26
34423	Methylene chloride	Pump	N	SW8260	11/13/2004	2.0	U	µg/L	2.0
77128	Styrene	Pump	N	SW8260	11/13/2004	0.12	U	µg/L	0.12
77562	1,1,1,2-Tetrachloroethane	Pump	N	SW8260	11/13/2004	0.24	U	µg/L	0.24
34516	1,1,2,2-Tetrachloroethane	Pump	N	SW8260	11/13/2004	0.44	U	µg/L	0.44
34475	Tetrachloroethene	Pump	N	SW8260	11/13/2004	0.17	U	µg/L	0.17
34010	Toluene	Pump	N	SW8260	11/13/2004	0.35	U	µg/L	0.35
34506	1,1,1-Trichloroethane	Pump	N	SW8260	11/13/2004	0.33	U	µg/L	0.33
34511	1,1,2-Trichloroethane	Pump	N	SW8260	11/13/2004	0.17	U	µg/L	0.17
39180	Trichloroethene	Pump	N	SW8260	11/13/2004	0.27	U	µg/L	0.27
34488	Trichlorofluoromethane	Pump	N	SW8260	11/13/2004	0.50	U	µg/L	0.50
77443	1,2,3-Trichloropropane	Pump	N	SW8260	11/13/2004	0.24	U	µg/L	0.24
77057	Vinyl acetate	Pump	N	SW8260	11/13/2004	0.46	U	µg/L	0.46
39175	Vinyl chloride	Pump	N	SW8260	11/13/2004	0.43	U	µg/L	0.43
34020	Xylenes, Total	Pump	N	SW8260	11/13/2004	0.32	U	µg/L	0.32

Data Qualifier Code Key:

- * Value exceeds Maximum Contaminant Level
- S Spike Recovery outside accepted recovery limits
- V Analyte detected in the associated Method Blank
- I Analyte detected below quantitation limits
- U Not Detected Above the MDL

Tomoka LF GW Nov 2004

PARAMETER MONITORING REPORT

Ground Water (Rule 62-520.400,.420, .460)

Surface Water (Rule 62-302.500, .510, .503)

Leachate (Rule 62-701.510)

LAB Submission Number: F04110016

Sample Number: F04110016-022

Facility WACS:	64-00027540	**Sample Date/Time:**	11/3/2004 9:50:00 AM
Well/Sampling Point WACS:		**Report Period:**	Tomoka Nov 04
Well/Sampling Point Name:	EQ Blank	**Well Purged:**	YES
Classification of Groundwater:	G-II	**Well Type:**	
Ground Water Elevation: (NGVD):			

Storet Code	Parameter Monitored	Sampling Method	Filtered Y/N	Analysis Method	Analysis Date	Analysis Result	Q	Units	Detection Limits
	INORGANICS								
70300	Solids, Total Dissolved		N	E160.1	11/3/2004	1.2	U	mg/L	1.2
00940	Chloride		N	E300.0	11/4/2004	0.041	I	mg/L	0.036
00945	Sulfate		N	E300.0	11/4/2004	0.051	U	mg/L	0.051
00610	Nitrogen, Ammonia (As N)		N	E350.1	11/16/2004	0.012	U	mg/L	0.012
00620	Nitrogen, Nitrate		N	E353.2	11/5/2004	0.0060	IV	mg/L	0.0042
	METALS								
01002	Arsenic		N	SW6010	11/5/2004	2.8	U	µg/L	2.8
01007	Barium		N	SW6010	11/5/2004	0.23	U	µg/L	0.23
01012	Beryllium		N	SW6010	11/5/2004	0.056	U	µg/L	0.056
01027	Cadmium		N	SW6010	11/5/2004	0.34	U	µg/L	0.34
01034	Chromium		N	SW6010	11/5/2004	0.60	U	µg/L	0.60
01037	Cobalt		N	SW6010	11/5/2004	1.6	U	µg/L	1.6
01042	Copper		N	SW6010	11/5/2004	0.47	U	µg/L	0.47
01045	Iron		N	SW6010	11/5/2004	11	U	µg/L	11
01051	Lead		N	SW6010	11/5/2004	2.2	U	µg/L	2.2
01067	Nickel		N	SW6010	11/5/2004	1.0	U	µg/L	1.0
01147	Selenium		N	SW6010	11/5/2004	3.1	U	µg/L	3.1
01077	Silver		N	SW6010	11/5/2004	0.93	U	µg/L	0.93
00929	Sodium		N	SW6010	11/5/2004	190	U	µg/L	190
01087	Vanadium		N	SW6010	11/5/2004	0.73	U	µg/L	0.73
01092	Zinc		N	SW6010	11/5/2004	3.5	U	µg/L	3.5
	Antimony		N	SW6020	11/11/2004	0.40	U	µg/L	0.40
	Thallium		N	SW6020	11/11/2004	0.15	IV	µg/L	0.12
71900	Mercury		N	SW7470	11/11/2004	0.012	U	µg/L	0.012
	ORGANICS								
49146	1,2-Dibromo-3-chloropropane		N	SW8011	11/13/2004	0.0014	U	µg/L	0.0014
77651	Ethylene Dibromide		N	SW8011	11/13/2004	0.0030	U	µg/L	0.0030
81552	Acetone		N	SW8260	11/13/2004	3.7	U	µg/L	3.7
34215	Acrylonitrile		N	SW8260	11/13/2004	2.2	U	µg/L	2.2
34030	Benzene		N	SW8260	11/13/2004	0.23	U	µg/L	0.23

Data Qualifier Code Key:

- * Value exceeds Maximum Contaminant Level
- S Spike Recovery outside accepted recovery limits
- V Analyte detected in the associated Method Blank
- I Analyte detected below quantitation limits
- U Not Detected Above the MDL

Tomoka LF GW Nov 2004

PARAMETER MONITORING REPORT

Ground Water (Rule 62-520.400,.420, .460)

Surface Water (Rule 62-302.500, .510, .503)

Leachate (Rule 62-701.510)

LAB Submission Number: F04110016

Sample Number: F04110016-022

Facility WACS:	64-00027540	**Sample Date/Time:**	11/3/2004 9:50:00 AM
Well/Sampling Point WACS:		**Report Period:**	Tomoka Nov 04
Well/Sampling Point Name:	EQ Blank	**Well Purged:**	YES
Classification of Groundwater:	G-II	**Well Type:**	
Ground Water Elevation: (NGVD):			

Storet Code	Parameter Monitored	Sampling Method	Filtered Y/N	Analysis Method	Analysis Date	Analysis Result	Q	Units	Detection Limits
73085	Bromochloromethane		N	SW8260	11/13/2004	0.21	U	µg/L	0.21
32101	Bromodichloromethane		N	SW8260	11/13/2004	0.26	U	µg/L	0.26
32104	Bromoform		N	SW8260	11/13/2004	0.28	U	µg/L	0.28
34413	Bromomethane		N	SW8260	11/13/2004	0.60	U	µg/L	0.60
81595	2-Butanone		N	SW8260	11/13/2004	1.8	U	µg/L	1.8
77041	Carbon disulfide		N	SW8260	11/13/2004	0.49	U	µg/L	0.49
32102	Carbon tetrachloride		N	SW8260	11/13/2004	0.29	U	µg/L	0.29
34301	Chlorobenzene		N	SW8260	11/13/2004	0.15	U	µg/L	0.15
34311	Chloroethane		N	SW8260	11/13/2004	0.51	U	µg/L	0.51
32106	Chloroform		N	SW8260	11/13/2004	0.23	U	µg/L	0.23
34418	Chloromethane		N	SW8260	11/13/2004	0.50	U	µg/L	0.50
32105	Dibromochloromethane		N	SW8260	11/13/2004	0.19	U	µg/L	0.19
77596	Dibromomethane		N	SW8260	11/13/2004	0.30	U	µg/L	0.30
77268	trans-1,4-Dichloro-2-butene		N	SW8260	11/13/2004	0.64	U	µg/L	0.64
34536	1,2-Dichlorobenzene		N	SW8260	11/13/2004	0.19	U	µg/L	0.19
34571	1,4-Dichlorobenzene		N	SW8260	11/13/2004	0.19	U	µg/L	0.19
34496	1,1-Dichloroethane		N	SW8260	11/13/2004	0.26	U	µg/L	0.26
34531	1,2-Dichloroethane		N	SW8260	11/13/2004	0.19	U	µg/L	0.19
34501	1,1-Dichloroethene		N	SW8260	11/13/2004	0.40	U	µg/L	0.40
77093	cis-1,2-Dichloroethene		N	SW8260	11/13/2004	0.17	U	µg/L	0.17
34546	trans-1,2-Dichloroethene		N	SW8260	11/13/2004	0.17	U	µg/L	0.17
34541	1,2-Dichloropropane		N	SW8260	11/13/2004	0.33	U	µg/L	0.33
34704	cis-1,3-Dichloropropene		N	SW8260	11/13/2004	0.23	U	µg/L	0.23
34699	trans-1,3-Dichloropropene		N	SW8260	11/13/2004	0.25	U	µg/L	0.25
34371	Ethylbenzene		N	SW8260	11/13/2004	0.23	IV	µg/L	0.20
77103	2-Hexanone		N	SW8260	11/13/2004	0.28	U	µg/L	0.28
77424	Iodomethane		N	SW8260	11/13/2004	0.52	U	µg/L	0.52
81596	4-Methyl-2-pentanone		N	SW8260	11/13/2004	0.26	U	µg/L	0.26
34423	Methylene chloride		N	SW8260	11/13/2004	2.9	I	µg/L	2.0
77128	Styrene		N	SW8260	11/13/2004	0.12	U	µg/L	0.12
77562	1,1,1,2-Tetrachloroethane		N	SW8260	11/13/2004	0.24	U	µg/L	0.24
34516	1,1,2,2-Tetrachloroethane		N	SW8260	11/13/2004	0.44	U	µg/L	0.44
34475	Tetrachloroethene		N	SW8260	11/13/2004	0.17	U	µg/L	0.17

Data Qualifier Code Key:

- * Value exceeds Maximum Contaminant Level
- S Spike Recovery outside accepted recovery limits
- V Analyte detected in the associated Method Blank
- I Analyte detected below quantitation limits
- U Not Detected Above the MDL

Tomoka LF GW Nov 2004

PARAMETER MONITORING REPORT

Ground Water (Rule 62-520.400,.420, .460)

Surface Water (Rule 62-302.500, .510, .503)

Leachate (Rule 62-701.510)

LAB Submission Number: F04110016

Sample Number: F04110016-022

Facility WACS:	64-00027540	**Sample Date/Time:**	11/3/2004 9:50:00 AM
Well/Sampling Point WACS:		**Report Period:**	Tomoka Nov 04
Well/Sampling Point Name:	EQ Blank	**Well Purged:**	YES
Classification of Groundwater:	G-II	**Well Type:**	
Ground Water Elevation: (NGVD):			

Storet Code	Parameter Monitored	Sampling Method	Filtered Y/N	Analysis Method	Analysis Date	Analysis Result	Q	Units	Detection Limits
34010	Toluene		N	SW8260	11/13/2004	0.35	U	µg/L	0.35
34506	1,1,1-Trichloroethane		N	SW8260	11/13/2004	0.33	U	µg/L	0.33
34511	1,1,2-Trichloroethane		N	SW8260	11/13/2004	0.17	U	µg/L	0.17
39180	Trichloroethene		N	SW8260	11/13/2004	0.27	U	µg/L	0.27
34488	Trichlorofluoromethane		N	SW8260	11/13/2004	0.50	U	µg/L	0.50
77443	1,2,3-Trichloropropane		N	SW8260	11/13/2004	0.24	U	µg/L	0.24
77057	Vinyl acetate		N	SW8260	11/13/2004	0.46	U	µg/L	0.46
39175	Vinyl chloride		N	SW8260	11/13/2004	0.43	U	µg/L	0.43
34020	Xylenes, Total		N	SW8260	11/13/2004	0.32	U	µg/L	0.32

Data Qualifier Code Key:

*	Value exceeds Maximum Contaminant Level	I	Analyte detected below quantitation limits
S	Spike Recovery outside accepted recovery limits	U	Not Detected Above the MDL
V	Analyte detected in the associated Method Blank		

Tomoka LF GW Nov 2004

PARAMETER MONITORING REPORT

Ground Water (Rule 62-520.400,.420, .460)

Surface Water (Rule 62-302.500, .510, .503)

Leachate (Rule 62-701.510)

LAB Submission Number: F04110016

Sample Number: F04110016-023

Facility WACS:	64-00027540	**Sample Date/Time:**	11/3/2004 10:17:00 AM
Well/Sampling Point WACS:	15806	**Report Period:**	Tomoka Nov 04
Well/Sampling Point Name:	B41-1	**Well Purged:**	YES
Classification of Groundwater:	G-II	**Well Type:**	Compliance
Ground Water Elevation: (NGVD):	21.43		

Storet Code	Parameter Monitored	Sampling Method	Filtered Y/N	Analysis Method	Analysis Date	Analysis Result	Q	Units	Detection Limits
	FIELD								
	Conductivity	Pump	N	FLD	11/3/2004	2199		umhos/c	
	Depth To Water	Pump	N	FLD	11/3/2004	7.71			
	Dissolved Oxygen	Pump	N	FLD	11/3/2004	1.46		mg/L	
	pH	Pump	N	FLD	11/3/2004	5.90		S.U.	
	Reference Elevation	Pump	N	FLD	11/3/2004	29.14			
	Temperature	Pump	N	FLD	11/3/2004	22.4		deg C	
	Turbidity	Pump	N	FLD	11/3/2004	8.77		NTU	
	INORGANICS								
70300	Solids, Total Dissolved	Pump	N	E160.1	11/3/2004	1200	*	mg/L	1.2
00940	Chloride	Pump	N	E300.0	11/4/2004	220		mg/L	0.72
00945	Sulfate	Pump	N	E300.0	11/4/2004	23		mg/L	1.0
00610	Nitrogen, Ammonia (As N)	Pump	N	E350.1	11/16/2004	43	*	mg/L	0.060
00620	Nitrogen, Nitrate	Pump	N	E353.2	11/5/2004	0.0042	U	mg/L	0.0042
	METALS								
01002	Arsenic	Pump	N	SW6010	11/5/2004	2.8	U	µg/L	2.8
01007	Barium	Pump	N	SW6010	11/5/2004	150		µg/L	0.23
01012	Beryllium	Pump	N	SW6010	11/5/2004	0.24	I	µg/L	0.056
01027	Cadmium	Pump	N	SW6010	11/5/2004	0.34	U	µg/L	0.34
01034	Chromium	Pump	N	SW6010	11/5/2004	4.7	I	µg/L	0.60
01037	Cobalt	Pump	N	SW6010	11/5/2004	15		µg/L	1.6
01042	Copper	Pump	N	SW6010	11/5/2004	0.50	I	µg/L	0.47
01045	Iron	Pump	N	SW6010	11/5/2004	23000	*	µg/L	11
01051	Lead	Pump	N	SW6010	11/5/2004	2.2	U	µg/L	2.2
01067	Nickel	Pump	N	SW6010	11/5/2004	1.1	I	µg/L	1.0
01147	Selenium	Pump	N	SW6010	11/5/2004	3.1	U	µg/L	3.1
01077	Silver	Pump	N	SW6010	11/5/2004	0.93	U	µg/L	0.93
00929	Sodium	Pump	N	SW6010	11/5/2004	170000	*	µg/L	190
01087	Vanadium	Pump	N	SW6010	11/5/2004	8.8	I	µg/L	0.73
01092	Zinc	Pump	N	SW6010	11/5/2004	4.7	I	µg/L	3.5
	Antimony	Pump	N	SW6020	11/11/2004	0.40	U	µg/L	0.40

Data Qualifier Code Key:

- * Value exceeds Maximum Contaminant Level
- S Spike Recovery outside accepted recovery limits
- V Analyte detected in the associated Method Blank
- I Analyte detected below quantitation limits
- U Not Detected Above the MDL

Tomoka LF GW Nov 2004

PARAMETER MONITORING REPORT

Ground Water (Rule 62-520.400,.420, .460)

Surface Water (Rule 62-302.500, .510, .503)

Leachate (Rule 62-701.510)

LAB Submission Number: F04110016

Sample Number: F04110016-023

Facility WACS:	64-00027540	**Sample Date/Time:**	11/3/2004 10:17:00 AM
Well/Sampling Point WACS:	15806	**Report Period:**	Tomoka Nov 04
Well/Sampling Point Name:	B41-1	**Well Purged:**	YES
Classification of Groundwater:	G-II	**Well Type:**	Compliance
Ground Water Elevation: (NGVD):	21.43		

Storet Code	Parameter Monitored	Sampling Method	Filtered Y/N	Analysis Method	Analysis Date	Analysis Result	Q	Units	Detection Limits
	Thallium	Pump	N	SW6020	11/11/2004	0.12	IV	µg/L	0.12
71900	Mercury	Pump	N	SW7470	11/11/2004	0.015	I	µg/L	0.012
	ORGANICS								
49146	1,2-Dibromo-3-chloropropane	Pump	N	SW8011	11/13/2004	0.0014	U	µg/L	0.0014
77651	Ethylene Dibromide	Pump	N	SW8011	11/13/2004	0.0030	U	µg/L	0.0030
81552	Acetone	Pump	N	SW8260	11/13/2004	8.8	I	µg/L	3.7
34215	Acrylonitrile	Pump	N	SW8260	11/13/2004	2.2	U	µg/L	2.2
34030	Benzene	Pump	N	SW8260	11/13/2004	1.4	*	µg/L	0.23
73085	Bromochloromethane	Pump	N	SW8260	11/13/2004	0.21	U	µg/L	0.21
32101	Bromodichloromethane	Pump	N	SW8260	11/13/2004	0.26	U	µg/L	0.26
32104	Bromoform	Pump	N	SW8260	11/13/2004	0.28	U	µg/L	0.28
34413	Bromomethane	Pump	N	SW8260	11/13/2004	0.60	U	µg/L	0.60
81595	2-Butanone	Pump	N	SW8260	11/13/2004	1.8	U	µg/L	1.8
77041	Carbon disulfide	Pump	N	SW8260	11/13/2004	0.49	U	µg/L	0.49
32102	Carbon tetrachloride	Pump	N	SW8260	11/13/2004	0.29	U	µg/L	0.29
34301	Chlorobenzene	Pump	N	SW8260	11/13/2004	0.97	I	µg/L	0.15
34311	Chloroethane	Pump	N	SW8260	11/13/2004	0.51	U	µg/L	0.51
32106	Chloroform	Pump	N	SW8260	11/13/2004	0.23	U	µg/L	0.23
34418	Chloromethane	Pump	N	SW8260	11/13/2004	0.50	U	µg/L	0.50
32105	Dibromochloromethane	Pump	N	SW8260	11/13/2004	0.19	U	µg/L	0.19
77596	Dibromomethane	Pump	N	SW8260	11/13/2004	0.30	U	µg/L	0.30
77268	trans-1,4-Dichloro-2-butene	Pump	N	SW8260	11/13/2004	0.64	U	µg/L	0.64
34536	1,2-Dichlorobenzene	Pump	N	SW8260	11/13/2004	0.19	U	µg/L	0.19
34571	1,4-Dichlorobenzene	Pump	N	SW8260	11/13/2004	0.19	U	µg/L	0.19
34496	1,1-Dichloroethane	Pump	N	SW8260	11/13/2004	0.26	U	µg/L	0.26
34531	1,2-Dichloroethane	Pump	N	SW8260	11/13/2004	0.19	U	µg/L	0.19
34501	1,1-Dichloroethene	Pump	N	SW8260	11/13/2004	0.40	U	µg/L	0.40
77093	cis-1,2-Dichloroethene	Pump	N	SW8260	11/13/2004	0.17	U	µg/L	0.17
34546	trans-1,2-Dichloroethene	Pump	N	SW8260	11/13/2004	0.17	U	µg/L	0.17
34541	1,2-Dichloropropane	Pump	N	SW8260	11/13/2004	0.33	U	µg/L	0.33
34704	cis-1,3-Dichloropropene	Pump	N	SW8260	11/13/2004	0.23	U	µg/L	0.23
34699	trans-1,3-Dichloropropene	Pump	N	SW8260	11/13/2004	0.25	U	µg/L	0.25

Data Qualifier Code Key:

- * Value exceeds Maximum Contaminant Level
- S Spike Recovery outside accepted recovery limits
- V Analyte detected in the associated Method Blank
- I Analyte detected below quantitation limits
- U Not Detected Above the MDL

Tomoka LF GW Nov 2004

PARAMETER MONITORING REPORT

Ground Water (Rule 62-520.400,.420, .460)

Surface Water (Rule 62-302.500, .510, .503)

Leachate (Rule 62-701.510)

LAB Submission Number: F04110016

Sample Number: F04110016-023

Facility WACS:	64-00027540	**Sample Date/Time:**	11/3/2004 10:17:00 AM
Well/Sampling Point WACS:	15806	**Report Period:**	Tomoka Nov 04
Well/Sampling Point Name:	B41-1	**Well Purged:**	YES
Classification of Groundwater:	G-II	**Well Type:**	Compliance
Ground Water Elevation: (NGVD):	21.43		

Storet Code	Parameter Monitored	Sampling Method	Filtered Y/N	Analysis Method	Analysis Date	Analysis Result	Q	Units	Detection Limits
34371	Ethylbenzene	Pump	N	SW8260	11/13/2004	0.37	IV	µg/L	0.20
77103	2-Hexanone	Pump	N	SW8260	11/13/2004	0.28	U	µg/L	0.28
77424	Iodomethane	Pump	N	SW8260	11/13/2004	0.52	U	µg/L	0.52
81596	4-Methyl-2-pentanone	Pump	N	SW8260	11/13/2004	0.26	U	µg/L	0.26
34423	Methylene chloride	Pump	N	SW8260	11/13/2004	2.0	U	µg/L	2.0
77128	Styrene	Pump	N	SW8260	11/13/2004	0.12	U	µg/L	0.12
77562	1,1,1,2-Tetrachloroethane	Pump	N	SW8260	11/13/2004	0.24	U	µg/L	0.24
34516	1,1,2,2-Tetrachloroethane	Pump	N	SW8260	11/13/2004	0.44	U	µg/L	0.44
34475	Tetrachloroethene	Pump	N	SW8260	11/13/2004	0.17	U	µg/L	0.17
34010	Toluene	Pump	N	SW8260	11/13/2004	0.35	U	µg/L	0.35
34506	1,1,1-Trichloroethane	Pump	N	SW8260	11/13/2004	0.33	U	µg/L	0.33
34511	1,1,2-Trichloroethane	Pump	N	SW8260	11/13/2004	0.17	U	µg/L	0.17
39180	Trichloroethene	Pump	N	SW8260	11/13/2004	0.27	U	µg/L	0.27
34488	Trichlorofluoromethane	Pump	N	SW8260	11/13/2004	0.50	U	µg/L	0.50
77443	1,2,3-Trichloropropane	Pump	N	SW8260	11/13/2004	0.24	U	µg/L	0.24
77057	Vinyl acetate	Pump	N	SW8260	11/13/2004	0.46	U	µg/L	0.46
39175	Vinyl chloride	Pump	N	SW8260	11/13/2004	0.43	U	µg/L	0.43
34020	Xylenes, Total	Pump	N	SW8260	11/13/2004	0.51	I	µg/L	0.32

Data Qualifier Code Key:

- * Value exceeds Maximum Contaminant Level
- S Spike Recovery outside accepted recovery limits
- V Analyte detected in the associated Method Blank
- I Analyte detected below quantitation limits
- U Not Detected Above the MDL

Tomoka LF GW Nov 2004

PARAMETER MONITORING REPORT

Ground Water (Rule 62-520.400,.420, .460)

Surface Water (Rule 62-302.500, .510, .503)

Leachate (Rule 62-701.510)

LAB Submission Number: F04110016

Sample Number: F04110016-024

Facility WACS:	64-00027540	**Sample Date/Time:**	11/3/2004 10:17:00 AM
Well/Sampling Point WACS:	15806	**Report Period:**	Tomoka Nov 04
Well/Sampling Point Name:	B41-1 DUP	**Well Purged:**	YES
Classification of Groundwater:	G-II	**Well Type:**	Compliance
Ground Water Elevation: (NGVD):	21.43		

Storet Code	Parameter Monitored	Sampling Method	Filtered Y/N	Analysis Method	Analysis Date	Analysis Result	Q	Units	Detection Limits
	FIELD								
	Conductivity	Pump	N	FLD	11/3/2004	2199		umhos/c	
	Depth To Water	Pump	N	FLD	11/3/2004	7.71			
	Dissolved Oxygen	Pump	N	FLD	11/3/2004	1.46		mg/L	
	pH	Pump	N	FLD	11/3/2004	5.90		S.U.	
	Reference Elevation	Pump	N	FLD	11/3/2004	29.14			
	Temperature	Pump	N	FLD	11/3/2004	22.4		deg C	
	Turbidity	Pump	N	FLD	11/3/2004	8.77		NTU	
	INORGANICS								
70300	Solids, Total Dissolved	Pump	N	E160.1	11/3/2004	1200	*	mg/L	1.2
00940	Chloride	Pump	N	E300.0	11/4/2004	220		mg/L	0.72
00945	Sulfate	Pump	N	E300.0	11/4/2004	24		mg/L	1.0
00610	Nitrogen, Ammonia (As N)	Pump	N	E350.1	11/16/2004	44	*	mg/L	0.060
00620	Nitrogen, Nitrate	Pump	N	E353.2	11/5/2004	0.0042	U	mg/L	0.0042
	METALS								
01002	Arsenic	Pump	N	SW6010	11/5/2004	2.8	U	µg/L	2.8
01007	Barium	Pump	N	SW6010	11/5/2004	150		µg/L	0.23
01012	Beryllium	Pump	N	SW6010	11/5/2004	0.28	I	µg/L	0.056
01027	Cadmium	Pump	N	SW6010	11/5/2004	0.34	U	µg/L	0.34
01034	Chromium	Pump	N	SW6010	11/5/2004	4.7	I	µg/L	0.60
01037	Cobalt	Pump	N	SW6010	11/5/2004	16		µg/L	1.6
01042	Copper	Pump	N	SW6010	11/5/2004	0.60	I	µg/L	0.47
01045	Iron	Pump	N	SW6010	11/5/2004	24000	*	µg/L	11
01051	Lead	Pump	N	SW6010	11/5/2004	2.2	U	µg/L	2.2
01067	Nickel	Pump	N	SW6010	11/5/2004	1.0	U	µg/L	1.0
01147	Selenium	Pump	N	SW6010	11/5/2004	3.1	U	µg/L	3.1
01077	Silver	Pump	N	SW6010	11/5/2004	0.93	U	µg/L	0.93
00929	Sodium	Pump	N	SW6010	11/5/2004	170000	*	µg/L	190
01087	Vanadium	Pump	N	SW6010	11/5/2004	9.1	I	µg/L	0.73
01092	Zinc	Pump	N	SW6010	11/5/2004	3.5	U	µg/L	3.5
	Antimony	Pump	N	SW6020	11/11/2004	0.40	U	µg/L	0.40

Data Qualifier Code Key:

- * Value exceeds Maximum Contaminant Level
- S Spike Recovery outside accepted recovery limits
- V Analyte detected in the associated Method Blank
- I Analyte detected below quantitation limits
- U Not Detected Above the MDL

Tomoka LF GW Nov 2004

PARAMETER MONITORING REPORT

Ground Water (Rule 62-520.400,.420, .460)

Surface Water (Rule 62-302.500, .510, .503)

Leachate (Rule 62-701.510)

LAB Submission Number: F04110016

Sample Number: F04110016-024

Facility WACS:	64-00027540	**Sample Date/Time:**	11/3/2004 10:17:00 AM
Well/Sampling Point WACS:	15806	**Report Period:**	Tomoka Nov 04
Well/Sampling Point Name:	B41-1 DUP	**Well Purged:**	YES
Classification of Groundwater:	G-II	**Well Type:**	Compliance
Ground Water Elevation: (NGVD):	21.43		

Storet Code	Parameter Monitored	Sampling Method	Filtered Y/N	Analysis Method	Analysis Date	Analysis Result	Q	Units	Detection Limits
	Thallium	Pump	N	SW6020	11/11/2004	0.12	U	µg/L	0.12
71900	Mercury	Pump	N	SW7470	11/11/2004	0.012	U	µg/L	0.012
	ORGANICS								
49146	1,2-Dibromo-3-chloropropane	Pump	N	SW8011	11/13/2004	0.0014	U	µg/L	0.0014
77651	Ethylene Dibromide	Pump	N	SW8011	11/13/2004	0.0030	U	µg/L	0.0030
81552	Acetone	Pump	N	SW8260	11/13/2004	5.3	I	µg/L	3.7
34215	Acrylonitrile	Pump	N	SW8260	11/13/2004	2.2	U	µg/L	2.2
34030	Benzene	Pump	N	SW8260	11/13/2004	1.5	*	µg/L	0.23
73085	Bromochloromethane	Pump	N	SW8260	11/13/2004	0.21	U	µg/L	0.21
32101	Bromodichloromethane	Pump	N	SW8260	11/13/2004	0.26	U	µg/L	0.26
32104	Bromoform	Pump	N	SW8260	11/13/2004	0.28	U	µg/L	0.28
34413	Bromomethane	Pump	N	SW8260	11/13/2004	0.60	U	µg/L	0.60
81595	2-Butanone	Pump	N	SW8260	11/13/2004	1.8	U	µg/L	1.8
77041	Carbon disulfide	Pump	N	SW8260	11/13/2004	0.49	U	µg/L	0.49
32102	Carbon tetrachloride	Pump	N	SW8260	11/13/2004	0.29	U	µg/L	0.29
34301	Chlorobenzene	Pump	N	SW8260	11/13/2004	0.92	I	µg/L	0.15
34311	Chloroethane	Pump	N	SW8260	11/13/2004	0.51	U	µg/L	0.51
32106	Chloroform	Pump	N	SW8260	11/13/2004	0.23	U	µg/L	0.23
34418	Chloromethane	Pump	N	SW8260	11/13/2004	0.50	U	µg/L	0.50
32105	Dibromochloromethane	Pump	N	SW8260	11/13/2004	0.19	U	µg/L	0.19
77596	Dibromomethane	Pump	N	SW8260	11/13/2004	0.30	U	µg/L	0.30
77268	trans-1,4-Dichloro-2-butene	Pump	N	SW8260	11/13/2004	0.64	U	µg/L	0.64
34536	1,2-Dichlorobenzene	Pump	N	SW8260	11/13/2004	0.19	U	µg/L	0.19
34571	1,4-Dichlorobenzene	Pump	N	SW8260	11/13/2004	0.19	U	µg/L	0.19
34496	1,1-Dichloroethane	Pump	N	SW8260	11/13/2004	0.26	U	µg/L	0.26
34531	1,2-Dichloroethane	Pump	N	SW8260	11/13/2004	0.19	U	µg/L	0.19
34501	1,1-Dichloroethene	Pump	N	SW8260	11/13/2004	0.40	U	µg/L	0.40
77093	cis-1,2-Dichloroethene	Pump	N	SW8260	11/13/2004	0.17	U	µg/L	0.17
34546	trans-1,2-Dichloroethene	Pump	N	SW8260	11/13/2004	0.17	U	µg/L	0.17
34541	1,2-Dichloropropane	Pump	N	SW8260	11/13/2004	0.33	U	µg/L	0.33
34704	cis-1,3-Dichloropropene	Pump	N	SW8260	11/13/2004	0.23	U	µg/L	0.23
34699	trans-1,3-Dichloropropene	Pump	N	SW8260	11/13/2004	0.25	U	µg/L	0.25

Data Qualifier Code Key:

- * Value exceeds Maximum Contaminant Level
- S Spike Recovery outside accepted recovery limits
- V Analyte detected in the associated Method Blank
- I Analyte detected below quantitation limits
- U Not Detected Above the MDL

Tomoka LF GW Nov 2004

PARAMETER MONITORING REPORT

Ground Water (Rule 62-520.400,.420, .460)

Surface Water (Rule 62-302.500, .510, .503)

Leachate (Rule 62-701.510)

LAB Submission Number: F04110016

Sample Number: F04110016-024

Facility WACS:	64-00027540	**Sample Date/Time:**	11/3/2004 10:17:00 AM
Well/Sampling Point WACS:	15806	**Report Period:**	Tomoka Nov 04
Well/Sampling Point Name:	B41-1 DUP	**Well Purged:**	YES
Classification of Groundwater:	G-II	**Well Type:**	Compliance
Ground Water Elevation: (NGVD):	21.43		

Storet Code	Parameter Monitored	Sampling Method	Filtered Y/N	Analysis Method	Analysis Date	Analysis Result	Q	Units	Detection Limits
34371	Ethylbenzene	Pump	N	SW8260	11/13/2004	0.20	U	µg/L	0.20
77103	2-Hexanone	Pump	N	SW8260	11/13/2004	0.28	U	µg/L	0.28
77424	Iodomethane	Pump	N	SW8260	11/13/2004	0.52	U	µg/L	0.52
81596	4-Methyl-2-pentanone	Pump	N	SW8260	11/13/2004	0.26	U	µg/L	0.26
34423	Methylene chloride	Pump	N	SW8260	11/13/2004	2.0	U	µg/L	2.0
77128	Styrene	Pump	N	SW8260	11/13/2004	0.12	U	µg/L	0.12
77562	1,1,1,2-Tetrachloroethane	Pump	N	SW8260	11/13/2004	0.24	U	µg/L	0.24
34516	1,1,2,2-Tetrachloroethane	Pump	N	SW8260	11/13/2004	0.44	U	µg/L	0.44
34475	Tetrachloroethene	Pump	N	SW8260	11/13/2004	0.17	U	µg/L	0.17
34010	Toluene	Pump	N	SW8260	11/13/2004	0.35	U	µg/L	0.35
34506	1,1,1-Trichloroethane	Pump	N	SW8260	11/13/2004	0.33	U	µg/L	0.33
34511	1,1,2-Trichloroethane	Pump	N	SW8260	11/13/2004	0.17	U	µg/L	0.17
39180	Trichloroethene	Pump	N	SW8260	11/13/2004	0.27	U	µg/L	0.27
34488	Trichlorofluoromethane	Pump	N	SW8260	11/13/2004	0.50	U	µg/L	0.50
77443	1,2,3-Trichloropropane	Pump	N	SW8260	11/13/2004	0.24	U	µg/L	0.24
77057	Vinyl acetate	Pump	N	SW8260	11/13/2004	0.46	U	µg/L	0.46
39175	Vinyl chloride	Pump	N	SW8260	11/13/2004	0.43	U	µg/L	0.43
34020	Xylenes, Total	Pump	N	SW8260	11/13/2004	0.89	I	µg/L	0.32

Data Qualifier Code Key:

- * Value exceeds Maximum Contaminant Level
- S Spike Recovery outside accepted recovery limits
- V Analyte detected in the associated Method Blank
- I Analyte detected below quantitation limits
- U Not Detected Above the MDL

Tomoka LF GW Nov 2004

PARAMETER MONITORING REPORT

Ground Water (Rule 62-520.400,.420, .460)

Surface Water (Rule 62-302.500, .510, .503)

Leachate (Rule 62-701.510)

LAB Submission Number: F04110016

Sample Number: F04110016-025

Facility WACS:	64-00027540	**Sample Date/Time:**	11/3/2004 10:39:00 AM
Well/Sampling Point WACS:	15807	**Report Period:**	Tomoka Nov 04
Well/Sampling Point Name:	B41-2	**Well Purged:**	YES
Classification of Groundwater:	G-II	**Well Type:**	Compliance
Ground Water Elevation: (NGVD):	24.01		

Storet Code	Parameter Monitored	Sampling Method	Filtered Y/N	Analysis Method	Analysis Date	Analysis Result	Q	Units	Detection Limits
	FIELD								
	Conductivity	Pump	N	FLD	11/3/2004	1301		umhos/c	
	Depth To Water	Pump	N	FLD	11/3/2004	5.25			
	Dissolved Oxygen	Pump	N	FLD	11/3/2004	1.26		mg/L	
	pH	Pump	N	FLD	11/3/2004	6.38		S.U.	
	Reference Elevation	Pump	N	FLD	11/3/2004	29.26			
	Temperature	Pump	N	FLD	11/3/2004	23.4		deg C	
	Turbidity	Pump	N	FLD	11/3/2004	2.11		NTU	
	INORGANICS								
70300	Solids, Total Dissolved	Pump	N	E160.1	11/3/2004	810	*	mg/L	1.2
00940	Chloride	Pump	N	E300.0	11/4/2004	49		mg/L	0.36
00945	Sulfate	Pump	N	E300.0	11/4/2004	130		mg/L	0.51
00610	Nitrogen, Ammonia (As N)	Pump	N	E350.1	11/16/2004	1.2		mg/L	0.012
00620	Nitrogen, Nitrate	Pump	N	E353.2	11/5/2004	0.0042	U	mg/L	0.0042
	METALS								
01002	Arsenic	Pump	N	SW6010	11/5/2004	4.8	I	µg/L	2.8
01007	Barium	Pump	N	SW6010	11/5/2004	76		µg/L	0.23
01012	Beryllium	Pump	N	SW6010	11/5/2004	0.056	U	µg/L	0.056
01027	Cadmium	Pump	N	SW6010	11/5/2004	0.34	U	µg/L	0.34
01034	Chromium	Pump	N	SW6010	11/5/2004	2.0	I	µg/L	0.60
01037	Cobalt	Pump	N	SW6010	11/5/2004	13		µg/L	1.6
01042	Copper	Pump	N	SW6010	11/5/2004	0.70	I	µg/L	0.47
01045	Iron	Pump	N	SW6010	11/5/2004	3700	*	µg/L	11
01051	Lead	Pump	N	SW6010	11/5/2004	2.2	U	µg/L	2.2
01067	Nickel	Pump	N	SW6010	11/5/2004	1.0	U	µg/L	1.0
01147	Selenium	Pump	N	SW6010	11/5/2004	3.1	U	µg/L	3.1
01077	Silver	Pump	N	SW6010	11/5/2004	0.93	U	µg/L	0.93
00929	Sodium	Pump	N	SW6010	11/5/2004	51000		µg/L	190
01087	Vanadium	Pump	N	SW6010	11/5/2004	3.3	I	µg/L	0.73
01092	Zinc	Pump	N	SW6010	11/5/2004	3.5	U	µg/L	3.5
	Antimony	Pump	N	SW6020	11/11/2004	0.40	U	µg/L	0.40

Data Qualifier Code Key:

- * Value exceeds Maximum Contaminant Level
- S Spike Recovery outside accepted recovery limits
- V Analyte detected in the associated Method Blank
- I Analyte detected below quantitation limits
- U Not Detected Above the MDL

Tomoka LF GW Nov 2004

PARAMETER MONITORING REPORT

Ground Water (Rule 62-520.400,.420, .460)

Surface Water (Rule 62-302.500, .510, .503)

Leachate (Rule 62-701.510)

LAB Submission Number: F04110016

Sample Number: F04110016-025

Facility WACS:	64-00027540	**Sample Date/Time:**	11/3/2004 10:39:00 AM
Well/Sampling Point WACS:	15807	**Report Period:**	Tomoka Nov 04
Well/Sampling Point Name:	B41-2	**Well Purged:**	YES
Classification of Groundwater:	G-II	**Well Type:**	Compliance
Ground Water Elevation: (NGVD):	24.01		

Storet Code	Parameter Monitored	Sampling Method	Filtered Y/N	Analysis Method	Analysis Date	Analysis Result	Q	Units	Detection Limits
	Thallium	Pump	N	SW6020	11/11/2004	0.12	U	µg/L	0.12
71900	Mercury	Pump	N	SW7470	11/11/2004	0.012	U	µg/L	0.012
	ORGANICS								
49146	1,2-Dibromo-3-chloropropane	Pump	N	SW8011	11/13/2004	0.0014	U	µg/L	0.0014
77651	Ethylene Dibromide	Pump	N	SW8011	11/13/2004	0.0030	U	µg/L	0.0030
81552	Acetone	Pump	N	SW8260	11/13/2004	3.7	U	µg/L	3.7
34215	Acrylonitrile	Pump	N	SW8260	11/13/2004	2.2	U	µg/L	2.2
34030	Benzene	Pump	N	SW8260	11/13/2004	0.23	U	µg/L	0.23
73085	Bromochloromethane	Pump	N	SW8260	11/13/2004	0.21	U	µg/L	0.21
32101	Bromodichloromethane	Pump	N	SW8260	11/13/2004	0.26	U	µg/L	0.26
32104	Bromoform	Pump	N	SW8260	11/13/2004	0.28	U	µg/L	0.28
34413	Bromomethane	Pump	N	SW8260	11/13/2004	0.60	U	µg/L	0.60
81595	2-Butanone	Pump	N	SW8260	11/13/2004	1.8	U	µg/L	1.8
77041	Carbon disulfide	Pump	N	SW8260	11/13/2004	0.49	U	µg/L	0.49
32102	Carbon tetrachloride	Pump	N	SW8260	11/13/2004	0.29	U	µg/L	0.29
34301	Chlorobenzene	Pump	N	SW8260	11/13/2004	0.15	U	µg/L	0.15
34311	Chloroethane	Pump	N	SW8260	11/13/2004	0.51	U	µg/L	0.51
32106	Chloroform	Pump	N	SW8260	11/13/2004	0.23	U	µg/L	0.23
34418	Chloromethane	Pump	N	SW8260	11/13/2004	0.50	U	µg/L	0.50
32105	Dibromochloromethane	Pump	N	SW8260	11/13/2004	0.19	U	µg/L	0.19
77596	Dibromomethane	Pump	N	SW8260	11/13/2004	0.30	U	µg/L	0.30
77268	trans-1,4-Dichloro-2-butene	Pump	N	SW8260	11/13/2004	0.64	U	µg/L	0.64
34536	1,2-Dichlorobenzene	Pump	N	SW8260	11/13/2004	0.19	U	µg/L	0.19
34571	1,4-Dichlorobenzene	Pump	N	SW8260	11/13/2004	0.19	U	µg/L	0.19
34496	1,1-Dichloroethane	Pump	N	SW8260	11/13/2004	0.26	U	µg/L	0.26
34531	1,2-Dichloroethane	Pump	N	SW8260	11/13/2004	0.19	U	µg/L	0.19
34501	1,1-Dichloroethene	Pump	N	SW8260	11/13/2004	0.40	U	µg/L	0.40
77093	cis-1,2-Dichloroethene	Pump	N	SW8260	11/13/2004	0.17	U	µg/L	0.17
34546	trans-1,2-Dichloroethene	Pump	N	SW8260	11/13/2004	0.17	U	µg/L	0.17
34541	1,2-Dichloropropane	Pump	N	SW8260	11/13/2004	0.33	U	µg/L	0.33
34704	cis-1,3-Dichloropropene	Pump	N	SW8260	11/13/2004	0.23	U	µg/L	0.23
34699	trans-1,3-Dichloropropene	Pump	N	SW8260	11/13/2004	0.25	U	µg/L	0.25

Data Qualifier Code Key:

- * Value exceeds Maximum Contaminant Level
- S Spike Recovery outside accepted recovery limits
- V Analyte detected in the associated Method Blank
- I Analyte detected below quantitation limits
- U Not Detected Above the MDL

Tomoka LF GW Nov 2004

PARAMETER MONITORING REPORT

Ground Water (Rule 62-520.400,.420, .460)

Surface Water (Rule 62-302.500, .510, .503)

Leachate (Rule 62-701.510)

LAB Submission Number: F04110016

Sample Number: F04110016-025

Facility WACS:	64-00027540	**Sample Date/Time:**	11/3/2004 10:39:00 AM
Well/Sampling Point WACS:	15807	**Report Period:**	Tomoka Nov 04
Well/Sampling Point Name:	B41-2	**Well Purged:**	YES
Classification of Groundwater:	G-II	**Well Type:**	Compliance
Ground Water Elevation: (NGVD):	24.01		

Storet Code	Parameter Monitored	Sampling Method	Filtered Y/N	Analysis Method	Analysis Date	Analysis Result	Q	Units	Detection Limits
34371	Ethylbenzene	Pump	N	SW8260	11/13/2004	0.20	U	µg/L	0.20
77103	2-Hexanone	Pump	N	SW8260	11/13/2004	0.28	U	µg/L	0.28
77424	Iodomethane	Pump	N	SW8260	11/13/2004	0.52	U	µg/L	0.52
81596	4-Methyl-2-pentanone	Pump	N	SW8260	11/13/2004	0.26	U	µg/L	0.26
34423	Methylene chloride	Pump	N	SW8260	11/13/2004	2.0	U	µg/L	2.0
77128	Styrene	Pump	N	SW8260	11/13/2004	0.12	U	µg/L	0.12
77562	1,1,1,2-Tetrachloroethane	Pump	N	SW8260	11/13/2004	0.24	U	µg/L	0.24
34516	1,1,2,2-Tetrachloroethane	Pump	N	SW8260	11/13/2004	0.44	U	µg/L	0.44
34475	Tetrachloroethene	Pump	N	SW8260	11/13/2004	0.17	U	µg/L	0.17
34010	Toluene	Pump	N	SW8260	11/13/2004	0.35	U	µg/L	0.35
34506	1,1,1-Trichloroethane	Pump	N	SW8260	11/13/2004	0.33	U	µg/L	0.33
34511	1,1,2-Trichloroethane	Pump	N	SW8260	11/13/2004	0.17	U	µg/L	0.17
39180	Trichloroethene	Pump	N	SW8260	11/13/2004	0.27	U	µg/L	0.27
34488	Trichlorofluoromethane	Pump	N	SW8260	11/13/2004	0.50	U	µg/L	0.50
77443	1,2,3-Trichloropropane	Pump	N	SW8260	11/13/2004	0.24	U	µg/L	0.24
77057	Vinyl acetate	Pump	N	SW8260	11/13/2004	0.46	U	µg/L	0.46
39175	Vinyl chloride	Pump	N	SW8260	11/13/2004	0.43	U	µg/L	0.43
34020	Xylenes, Total	Pump	N	SW8260	11/13/2004	0.32	U	µg/L	0.32

Data Qualifier Code Key:

- * Value exceeds Maximum Contaminant Level
- S Spike Recovery outside accepted recovery limits
- V Analyte detected in the associated Method Blank
- I Analyte detected below quantitation limits
- U Not Detected Above the MDL

Tomoka LF GW Nov 2004

PARAMETER MONITORING REPORT

Ground Water (Rule 62-520.400,.420, .460)

Surface Water (Rule 62-302.500, .510, .503)

Leachate (Rule 62-701.510)

LAB Submission Number: F04110016

Sample Number: F04110016-026

Facility WACS:	64-00027540	**Sample Date/Time:**	11/3/2004 11:07:00 AM
Well/Sampling Point WACS:	15823	**Report Period:**	Tomoka Nov 04
Well/Sampling Point Name:	B63-1	**Well Purged:**	YES
Classification of Groundwater:	G-II	**Well Type:**	Compliance
Ground Water Elevation: (NGVD):	28.11		

Storet Code	Parameter Monitored	Sampling Method	Filtered Y/N	Analysis Method	Analysis Date	Analysis Result	Q	Units	Detection Limits
	FIELD								
	Conductivity	Pump	N	FLD	11/3/2004	770		umhos/c	
	Depth To Water	Pump	N	FLD	11/3/2004	1.95			
	Dissolved Oxygen	Pump	N	FLD	11/3/2004	1.26		mg/L	
	pH	Pump	N	FLD	11/3/2004	6.41		S.U.	
	Reference Elevation	Pump	N	FLD	11/3/2004	30.06			
	Temperature	Pump	N	FLD	11/3/2004	23.7		deg C	
	Turbidity	Pump	N	FLD	11/3/2004	3.35		NTU	
	INORGANICS								
70300	Solids, Total Dissolved	Pump	N	E160.1	11/3/2004	430		mg/L	1.2
00940	Chloride	Pump	N	E300.0	11/4/2004	84		mg/L	0.036
00945	Sulfate	Pump	N	E300.0	11/4/2004	0.051	U	mg/L	0.051
00610	Nitrogen, Ammonia (As N)	Pump	N	E350.1	11/16/2004	0.17		mg/L	0.012
00620	Nitrogen, Nitrate	Pump	N	E353.2	11/5/2004	0.0042	U	mg/L	0.0042
	METALS								
01002	Arsenic	Pump	N	SW6010	11/5/2004	2.8	U	µg/L	2.8
01007	Barium	Pump	N	SW6010	11/5/2004	60		µg/L	0.23
01012	Beryllium	Pump	N	SW6010	11/5/2004	0.056	U	µg/L	0.056
01027	Cadmium	Pump	N	SW6010	11/5/2004	0.34	U	µg/L	0.34
01034	Chromium	Pump	N	SW6010	11/5/2004	0.60	U	µg/L	0.60
01037	Cobalt	Pump	N	SW6010	11/5/2004	5.8	I	µg/L	1.6
01042	Copper	Pump	N	SW6010	11/5/2004	0.47	U	µg/L	0.47
01045	Iron	Pump	N	SW6010	11/5/2004	3400	*	µg/L	11
01051	Lead	Pump	N	SW6010	11/5/2004	2.2	U	µg/L	2.2
01067	Nickel	Pump	N	SW6010	11/5/2004	1.0	U	µg/L	1.0
01147	Selenium	Pump	N	SW6010	11/5/2004	3.1	U	µg/L	3.1
01077	Silver	Pump	N	SW6010	11/5/2004	0.93	U	µg/L	0.93
00929	Sodium	Pump	N	SW6010	11/5/2004	54000		µg/L	190
01087	Vanadium	Pump	N	SW6010	11/5/2004	0.73	U	µg/L	0.73
01092	Zinc	Pump	N	SW6010	11/5/2004	3.6	I	µg/L	3.5
	Antimony	Pump	N	SW6020	11/11/2004	0.40	U	µg/L	0.40

Data Qualifier Code Key:

- * Value exceeds Maximum Contaminant Level
- S Spike Recovery outside accepted recovery limits
- V Analyte detected in the associated Method Blank
- I Analyte detected below quantitation limits
- U Not Detected Above the MDL

Tomoka LF GW Nov 2004

PARAMETER MONITORING REPORT

Ground Water (Rule 62-520.400,.420, .460)

Surface Water (Rule 62-302.500, .510, .503)

Leachate (Rule 62-701.510)

LAB Submission Number: F04110016

Sample Number: F04110016-026

Facility WACS:	64-00027540	**Sample Date/Time:**	11/3/2004 11:07:00 AM
Well/Sampling Point WACS:	15823	**Report Period:**	Tomoka Nov 04
Well/Sampling Point Name:	B63-1	**Well Purged:**	YES
Classification of Groundwater:	G-II	**Well Type:**	Compliance
Ground Water Elevation: (NGVD):	28.11		

Storet Code	Parameter Monitored	Sampling Method	Filtered Y/N	Analysis Method	Analysis Date	Analysis Result	Q	Units	Detection Limits
	Thallium	Pump	N	SW6020	11/11/2004	0.12	U	µg/L	0.12
71900	Mercury	Pump	N	SW7470	11/11/2004	0.012	U	µg/L	0.012
	ORGANICS								
49146	1,2-Dibromo-3-chloropropane	Pump	N	SW8011	11/13/2004	0.0014	U	µg/L	0.0014
77651	Ethylene Dibromide	Pump	N	SW8011	11/13/2004	0.0030	U	µg/L	0.0030
81552	Acetone	Pump	N	SW8260	11/13/2004	3.7	U	µg/L	3.7
34215	Acrylonitrile	Pump	N	SW8260	11/13/2004	2.2	U	µg/L	2.2
34030	Benzene	Pump	N	SW8260	11/13/2004	0.23	U	µg/L	0.23
73085	Bromochloromethane	Pump	N	SW8260	11/13/2004	0.21	U	µg/L	0.21
32101	Bromodichloromethane	Pump	N	SW8260	11/13/2004	0.26	U	µg/L	0.26
32104	Bromoform	Pump	N	SW8260	11/13/2004	0.28	U	µg/L	0.28
34413	Bromomethane	Pump	N	SW8260	11/13/2004	0.60	U	µg/L	0.60
81595	2-Butanone	Pump	N	SW8260	11/13/2004	1.8	U	µg/L	1.8
77041	Carbon disulfide	Pump	N	SW8260	11/13/2004	0.49	U	µg/L	0.49
32102	Carbon tetrachloride	Pump	N	SW8260	11/13/2004	0.29	U	µg/L	0.29
34301	Chlorobenzene	Pump	N	SW8260	11/13/2004	0.15	U	µg/L	0.15
34311	Chloroethane	Pump	N	SW8260	11/13/2004	0.51	U	µg/L	0.51
32106	Chloroform	Pump	N	SW8260	11/13/2004	0.23	U	µg/L	0.23
34418	Chloromethane	Pump	N	SW8260	11/13/2004	0.50	U	µg/L	0.50
32105	Dibromochloromethane	Pump	N	SW8260	11/13/2004	0.19	U	µg/L	0.19
77596	Dibromomethane	Pump	N	SW8260	11/13/2004	0.30	U	µg/L	0.30
77268	trans-1,4-Dichloro-2-butene	Pump	N	SW8260	11/13/2004	0.64	U	µg/L	0.64
34536	1,2-Dichlorobenzene	Pump	N	SW8260	11/13/2004	0.19	U	µg/L	0.19
34571	1,4-Dichlorobenzene	Pump	N	SW8260	11/13/2004	0.19	U	µg/L	0.19
34496	1,1-Dichloroethane	Pump	N	SW8260	11/13/2004	0.26	U	µg/L	0.26
34531	1,2-Dichloroethane	Pump	N	SW8260	11/13/2004	0.19	U	µg/L	0.19
34501	1,1-Dichloroethene	Pump	N	SW8260	11/13/2004	0.40	U	µg/L	0.40
77093	cis-1,2-Dichloroethene	Pump	N	SW8260	11/13/2004	0.17	U	µg/L	0.17
34546	trans-1,2-Dichloroethene	Pump	N	SW8260	11/13/2004	0.17	U	µg/L	0.17
34541	1,2-Dichloropropane	Pump	N	SW8260	11/13/2004	0.33	U	µg/L	0.33
34704	cis-1,3-Dichloropropene	Pump	N	SW8260	11/13/2004	0.23	U	µg/L	0.23
34699	trans-1,3-Dichloropropene	Pump	N	SW8260	11/13/2004	0.25	U	µg/L	0.25

Data Qualifier Code Key:

- * Value exceeds Maximum Contaminant Level
- S Spike Recovery outside accepted recovery limits
- V Analyte detected in the associated Method Blank
- I Analyte detected below quantitation limits
- U Not Detected Above the MDL

Tomoka LF GW Nov 2004

PARAMETER MONITORING REPORT

Ground Water (Rule 62-520.400,.420, .460)

Surface Water (Rule 62-302.500, .510, .503)

Leachate (Rule 62-701.510)

LAB Submission Number: F04110016

Sample Number: F04110016-026

Facility WACS:	64-00027540	**Sample Date/Time:**	11/3/2004 11:07:00 AM
Well/Sampling Point WACS:	15823	**Report Period:**	Tomoka Nov 04
Well/Sampling Point Name:	B63-1	**Well Purged:**	YES
Classification of Groundwater:	G-II	**Well Type:**	Compliance
Ground Water Elevation: (NGVD):	28.11		

Storet Code	Parameter Monitored	Sampling Method	Filtered Y/N	Analysis Method	Analysis Date	Analysis Result	Q	Units	Detection Limits
34371	Ethylbenzene	Pump	N	SW8260	11/13/2004	0.20	U	µg/L	0.20
77103	2-Hexanone	Pump	N	SW8260	11/13/2004	0.28	U	µg/L	0.28
77424	Iodomethane	Pump	N	SW8260	11/13/2004	0.52	U	µg/L	0.52
81596	4-Methyl-2-pentanone	Pump	N	SW8260	11/13/2004	0.26	U	µg/L	0.26
34423	Methylene chloride	Pump	N	SW8260	11/13/2004	2.0	U	µg/L	2.0
77128	Styrene	Pump	N	SW8260	11/13/2004	0.12	U	µg/L	0.12
77562	1,1,1,2-Tetrachloroethane	Pump	N	SW8260	11/13/2004	0.24	U	µg/L	0.24
34516	1,1,2,2-Tetrachloroethane	Pump	N	SW8260	11/13/2004	0.44	U	µg/L	0.44
34475	Tetrachloroethene	Pump	N	SW8260	11/13/2004	0.17	U	µg/L	0.17
34010	Toluene	Pump	N	SW8260	11/13/2004	0.35	U	µg/L	0.35
34506	1,1,1-Trichloroethane	Pump	N	SW8260	11/13/2004	0.33	U	µg/L	0.33
34511	1,1,2-Trichloroethane	Pump	N	SW8260	11/13/2004	0.17	U	µg/L	0.17
39180	Trichloroethene	Pump	N	SW8260	11/13/2004	0.27	U	µg/L	0.27
34488	Trichlorofluoromethane	Pump	N	SW8260	11/13/2004	0.50	U	µg/L	0.50
77443	1,2,3-Trichloropropane	Pump	N	SW8260	11/13/2004	0.24	U	µg/L	0.24
77057	Vinyl acetate	Pump	N	SW8260	11/13/2004	0.46	U	µg/L	0.46
39175	Vinyl chloride	Pump	N	SW8260	11/13/2004	0.43	U	µg/L	0.43
34020	Xylenes, Total	Pump	N	SW8260	11/13/2004	0.32	U	µg/L	0.32

Data Qualifier Code Key:

- * Value exceeds Maximum Contaminant Level
- S Spike Recovery outside accepted recovery limits
- V Analyte detected in the associated Method Blank
- I Analyte detected below quantitation limits
- U Not Detected Above the MDL

Tomoka LF GW Nov 2004

PARAMETER MONITORING REPORT

Ground Water (Rule 62-520.400,.420, .460)

Surface Water (Rule 62-302.500, .510, .503)

Leachate (Rule 62-701.510)

LAB Submission Number: F04110016

Sample Number: F04110016-027

Facility WACS:	64-00027540	**Sample Date/Time:**	11/3/2004 11:24:00 AM
Well/Sampling Point WACS:	15824	**Report Period:**	Tomoka Nov 04
Well/Sampling Point Name:	B63-2	**Well Purged:**	YES
Classification of Groundwater:	G-II	**Well Type:**	Compliance
Ground Water Elevation: (NGVD):	27.77		

Storet Code	Parameter Monitored	Sampling Method	Filtered Y/N	Analysis Method	Analysis Date	Analysis Result	Q	Units	Detection Limits
	FIELD								
	Conductivity	Pump	N	FLD	11/3/2004	745		umhos/c	
	Depth To Water	Pump	N	FLD	11/3/2004	2.65			
	Dissolved Oxygen	Pump	N	FLD	11/3/2004	1.42		mg/L	
	pH	Pump	N	FLD	11/3/2004	6.85		S.U.	
	Reference Elevation	Pump	N	FLD	11/3/2004	30.42			
	Temperature	Pump	N	FLD	11/3/2004	24.8		deg C	
	Turbidity	Pump	N	FLD	11/3/2004	7.52		NTU	
	INORGANICS								
70300	Solids, Total Dissolved	Pump	N	E160.1	11/3/2004	360		mg/L	1.2
00940	Chloride	Pump	N	E300.0	11/4/2004	40		mg/L	0.036
00945	Sulfate	Pump	N	E300.0	11/4/2004	0.69		mg/L	0.051
00610	Nitrogen, Ammonia (As N)	Pump	N	E350.1	11/16/2004	0.094		mg/L	0.012
00620	Nitrogen, Nitrate	Pump	N	E353.2	11/5/2004	0.028	IV	mg/L	0.0042
	METALS								
01002	Arsenic	Pump	N	SW6010	11/5/2004	2.8	U	µg/L	2.8
01007	Barium	Pump	N	SW6010	11/5/2004	60		µg/L	0.23
01012	Beryllium	Pump	N	SW6010	11/5/2004	0.056	U	µg/L	0.056
01027	Cadmium	Pump	N	SW6010	11/5/2004	0.34	U	µg/L	0.34
01034	Chromium	Pump	N	SW6010	11/5/2004	0.60	U	µg/L	0.60
01037	Cobalt	Pump	N	SW6010	11/5/2004	5.7	I	µg/L	1.6
01042	Copper	Pump	N	SW6010	11/5/2004	0.47	U	µg/L	0.47
01045	Iron	Pump	N	SW6010	11/5/2004	5000	*	µg/L	11
01051	Lead	Pump	N	SW6010	11/5/2004	2.2	U	µg/L	2.2
01067	Nickel	Pump	N	SW6010	11/5/2004	1.0	U	µg/L	1.0
01147	Selenium	Pump	N	SW6010	11/5/2004	3.1	U	µg/L	3.1
01077	Silver	Pump	N	SW6010	11/5/2004	0.93	U	µg/L	0.93
00929	Sodium	Pump	N	SW6010	11/5/2004	29000		µg/L	190
01087	Vanadium	Pump	N	SW6010	11/5/2004	1.1	I	µg/L	0.73
01092	Zinc	Pump	N	SW6010	11/5/2004	3.5	U	µg/L	3.5
	Antimony	Pump	N	SW6020	11/11/2004	0.40	U	µg/L	0.40

Data Qualifier Code Key:

- * Value exceeds Maximum Contaminant Level
- S Spike Recovery outside accepted recovery limits
- V Analyte detected in the associated Method Blank
- I Analyte detected below quantitation limits
- U Not Detected Above the MDL

Tomoka LF GW Nov 2004

PARAMETER MONITORING REPORT

Ground Water (Rule 62-520.400,.420, .460)

Surface Water (Rule 62-302.500, .510, .503)

Leachate (Rule 62-701.510)

LAB Submission Number: F04110016

Sample Number: F04110016-027

Facility WACS:	64-00027540	**Sample Date/Time:**	11/3/2004 11:24:00 AM
Well/Sampling Point WACS:	15824	**Report Period:**	Tomoka Nov 04
Well/Sampling Point Name:	B63-2	**Well Purged:**	YES
Classification of Groundwater:	G-II	**Well Type:**	Compliance
Ground Water Elevation: (NGVD):	27.77		

Storet Code	Parameter Monitored	Sampling Method	Filtered Y/N	Analysis Method	Analysis Date	Analysis Result	Q	Units	Detection Limits
	Thallium	Pump	N	SW6020	11/11/2004	0.12	U	µg/L	0.12
71900	Mercury	Pump	N	SW7470	11/11/2004	0.012	U	µg/L	0.012
	ORGANICS								
49146	1,2-Dibromo-3-chloropropane	Pump	N	SW8011	11/13/2004	0.0014	U	µg/L	0.0014
77651	Ethylene Dibromide	Pump	N	SW8011	11/13/2004	0.0030	U	µg/L	0.0030
81552	Acetone	Pump	N	SW8260	11/13/2004	3.7	U	µg/L	3.7
34215	Acrylonitrile	Pump	N	SW8260	11/13/2004	2.2	U	µg/L	2.2
34030	Benzene	Pump	N	SW8260	11/13/2004	0.23	U	µg/L	0.23
73085	Bromochloromethane	Pump	N	SW8260	11/13/2004	0.21	U	µg/L	0.21
32101	Bromodichloromethane	Pump	N	SW8260	11/13/2004	0.26	U	µg/L	0.26
32104	Bromoform	Pump	N	SW8260	11/13/2004	0.28	U	µg/L	0.28
34413	Bromomethane	Pump	N	SW8260	11/13/2004	0.60	U	µg/L	0.60
81595	2-Butanone	Pump	N	SW8260	11/13/2004	1.8	U	µg/L	1.8
77041	Carbon disulfide	Pump	N	SW8260	11/13/2004	0.49	U	µg/L	0.49
32102	Carbon tetrachloride	Pump	N	SW8260	11/13/2004	0.29	U	µg/L	0.29
34301	Chlorobenzene	Pump	N	SW8260	11/13/2004	0.15	U	µg/L	0.15
34311	Chloroethane	Pump	N	SW8260	11/13/2004	0.51	U	µg/L	0.51
32106	Chloroform	Pump	N	SW8260	11/13/2004	0.23	U	µg/L	0.23
34418	Chloromethane	Pump	N	SW8260	11/13/2004	0.50	U	µg/L	0.50
32105	Dibromochloromethane	Pump	N	SW8260	11/13/2004	0.19	U	µg/L	0.19
77596	Dibromomethane	Pump	N	SW8260	11/13/2004	0.30	U	µg/L	0.30
77268	trans-1,4-Dichloro-2-butene	Pump	N	SW8260	11/13/2004	0.64	U	µg/L	0.64
34536	1,2-Dichlorobenzene	Pump	N	SW8260	11/13/2004	0.19	U	µg/L	0.19
34571	1,4-Dichlorobenzene	Pump	N	SW8260	11/13/2004	0.19	U	µg/L	0.19
34496	1,1-Dichloroethane	Pump	N	SW8260	11/13/2004	0.26	U	µg/L	0.26
34531	1,2-Dichloroethane	Pump	N	SW8260	11/13/2004	0.19	U	µg/L	0.19
34501	1,1-Dichloroethene	Pump	N	SW8260	11/13/2004	0.40	U	µg/L	0.40
77093	cis-1,2-Dichloroethene	Pump	N	SW8260	11/13/2004	0.17	U	µg/L	0.17
34546	trans-1,2-Dichloroethene	Pump	N	SW8260	11/13/2004	0.17	U	µg/L	0.17
34541	1,2-Dichloropropane	Pump	N	SW8260	11/13/2004	0.33	U	µg/L	0.33
34704	cis-1,3-Dichloropropene	Pump	N	SW8260	11/13/2004	0.23	U	µg/L	0.23
34699	trans-1,3-Dichloropropene	Pump	N	SW8260	11/13/2004	0.25	U	µg/L	0.25

Data Qualifier Code Key:

- * Value exceeds Maximum Contaminant Level
- S Spike Recovery outside accepted recovery limits
- V Analyte detected in the associated Method Blank
- I Analyte detected below quantitation limits
- U Not Detected Above the MDL

Tomoka LF GW Nov 2004

PARAMETER MONITORING REPORT

Ground Water (Rule 62-520.400,.420, .460)

Surface Water (Rule 62-302.500, .510, .503)

Leachate (Rule 62-701.510)

LAB Submission Number: F04110016

Sample Number: F04110016-027

Facility WACS:	64-00027540	**Sample Date/Time:**	11/3/2004 11:24:00 AM
Well/Sampling Point WACS:	15824	**Report Period:**	Tomoka Nov 04
Well/Sampling Point Name:	B63-2	**Well Purged:**	YES
Classification of Groundwater:	G-II	**Well Type:**	Compliance
Ground Water Elevation: (NGVD):	27.77		

Storet Code	Parameter Monitored	Sampling Method	Filtered Y/N	Analysis Method	Analysis Date	Analysis Result	Q	Units	Detection Limits
34371	Ethylbenzene	Pump	N	SW8260	11/13/2004	0.20	U	µg/L	0.20
77103	2-Hexanone	Pump	N	SW8260	11/13/2004	0.28	U	µg/L	0.28
77424	Iodomethane	Pump	N	SW8260	11/13/2004	0.52	U	µg/L	0.52
81596	4-Methyl-2-pentanone	Pump	N	SW8260	11/13/2004	0.26	U	µg/L	0.26
34423	Methylene chloride	Pump	N	SW8260	11/13/2004	2.0	U	µg/L	2.0
77128	Styrene	Pump	N	SW8260	11/13/2004	0.12	U	µg/L	0.12
77562	1,1,1,2-Tetrachloroethane	Pump	N	SW8260	11/13/2004	0.24	U	µg/L	0.24
34516	1,1,2,2-Tetrachloroethane	Pump	N	SW8260	11/13/2004	0.44	U	µg/L	0.44
34475	Tetrachloroethene	Pump	N	SW8260	11/13/2004	0.17	U	µg/L	0.17
34010	Toluene	Pump	N	SW8260	11/13/2004	0.35	U	µg/L	0.35
34506	1,1,1-Trichloroethane	Pump	N	SW8260	11/13/2004	0.33	U	µg/L	0.33
34511	1,1,2-Trichloroethane	Pump	N	SW8260	11/13/2004	0.17	U	µg/L	0.17
39180	Trichloroethene	Pump	N	SW8260	11/13/2004	0.27	U	µg/L	0.27
34488	Trichlorofluoromethane	Pump	N	SW8260	11/13/2004	0.50	U	µg/L	0.50
77443	1,2,3-Trichloropropane	Pump	N	SW8260	11/13/2004	0.24	U	µg/L	0.24
77057	Vinyl acetate	Pump	N	SW8260	11/13/2004	0.46	U	µg/L	0.46
39175	Vinyl chloride	Pump	N	SW8260	11/13/2004	0.43	U	µg/L	0.43
34020	Xylenes, Total	Pump	N	SW8260	11/13/2004	0.32	U	µg/L	0.32

Data Qualifier Code Key:

- * Value exceeds Maximum Contaminant Level
- S Spike Recovery outside accepted recovery limits
- V Analyte detected in the associated Method Blank
- I Analyte detected below quantitation limits
- U Not Detected Above the MDL

Tomoka LF GW Nov 2004

PARAMETER MONITORING REPORT

Ground Water (Rule 62-520.400,.420, .460)

Surface Water (Rule 62-302.500, .510, .503)

Leachate (Rule 62-701.510)

LAB Submission Number: F04110016

Sample Number: F04110016-028

Facility WACS:	64-00027540	**Sample Date/Time:**	11/3/2004 11:57:00 AM
Well/Sampling Point WACS:	15799	**Report Period:**	Tomoka Nov 04
Well/Sampling Point Name:	B37-1	**Well Purged:**	YES
Classification of Groundwater:	G-II	**Well Type:**	Compliance
Ground Water Elevation: (NGVD):	26.14		

Storet Code	Parameter Monitored	Sampling Method	Filtered Y/N	Analysis Method	Analysis Date	Analysis Result	Q	Units	Detection Limits
	FIELD								
	Conductivity	Pump	N	FLD	11/3/2004	2509		umhos/c	
	Depth To Water	Pump	N	FLD	11/3/2004	2.45			
	Dissolved Oxygen	Pump	N	FLD	11/3/2004	1.47		mg/L	
	pH	Pump	N	FLD	11/3/2004	6.45		S.U.	
	Reference Elevation	Pump	N	FLD	11/3/2004	28.59			
	Temperature	Pump	N	FLD	11/3/2004	24.1		deg C	
	Turbidity	Pump	N	FLD	11/3/2004	1.71		NTU	
	INORGANICS								
70300	Solids, Total Dissolved	Pump	N	E160.1	11/3/2004	1500	*	mg/L	1.2
00940	Chloride	Pump	N	E300.0	11/4/2004	130		mg/L	0.72
00945	Sulfate	Pump	N	E300.0	11/4/2004	1.0	U	mg/L	1.0
00610	Nitrogen, Ammonia (As N)	Pump	N	E350.1	11/16/2004	0.57		mg/L	0.012
00620	Nitrogen, Nitrate	Pump	N	E353.2	11/5/2004	0.0042	U	mg/L	0.0042
	METALS								
01002	Arsenic	Pump	N	SW6010	11/5/2004	2.8	U	µg/L	2.8
01007	Barium	Pump	N	SW6010	11/5/2004	190		µg/L	0.23
01012	Beryllium	Pump	N	SW6010	11/5/2004	0.21	I	µg/L	0.056
01027	Cadmium	Pump	N	SW6010	11/5/2004	0.34	U	µg/L	0.34
01034	Chromium	Pump	N	SW6010	11/5/2004	0.67	I	µg/L	0.60
01037	Cobalt	Pump	N	SW6010	11/5/2004	26		µg/L	1.6
01042	Copper	Pump	N	SW6010	11/5/2004	0.54	I	µg/L	0.47
01045	Iron	Pump	N	SW6010	11/5/2004	32000	*	µg/L	11
01051	Lead	Pump	N	SW6010	11/5/2004	2.2	U	µg/L	2.2
01067	Nickel	Pump	N	SW6010	11/5/2004	1.0	U	µg/L	1.0
01147	Selenium	Pump	N	SW6010	11/5/2004	3.1	U	µg/L	3.1
01077	Silver	Pump	N	SW6010	11/5/2004	0.93	U	µg/L	0.93
00929	Sodium	Pump	N	SW6010	11/5/2004	180000	*	µg/L	190
01087	Vanadium	Pump	N	SW6010	11/5/2004	1.1	I	µg/L	0.73
01092	Zinc	Pump	N	SW6010	11/5/2004	5.9	I	µg/L	3.5
	Antimony	Pump	N	SW6020	11/11/2004	0.40	U	µg/L	0.40

Data Qualifier Code Key:

- * Value exceeds Maximum Contaminant Level
- S Spike Recovery outside accepted recovery limits
- V Analyte detected in the associated Method Blank
- I Analyte detected below quantitation limits
- U Not Detected Above the MDL

Tomoka LF GW Nov 2004

PARAMETER MONITORING REPORT

Ground Water (Rule 62-520.400,.420, .460)

Surface Water (Rule 62-302.500, .510, .503)

Leachate (Rule 62-701.510)

LAB Submission Number: F04110016

Sample Number: F04110016-028

Facility WACS:	64-00027540	**Sample Date/Time:**	11/3/2004 11:57:00 AM
Well/Sampling Point WACS:	15799	**Report Period:**	Tomoka Nov 04
Well/Sampling Point Name:	B37-1	**Well Purged:**	YES
Classification of Groundwater:	G-II	**Well Type:**	Compliance
Ground Water Elevation: (NGVD):	26.14		

Storet Code	Parameter Monitored	Sampling Method	Filtered Y/N	Analysis Method	Analysis Date	Analysis Result	Q	Units	Detection Limits
	Thallium	Pump	N	SW6020	11/11/2004	0.12	U	µg/L	0.12
71900	Mercury	Pump	N	SW7470	11/11/2004	0.012	U	µg/L	0.012
	ORGANICS								
49146	1,2-Dibromo-3-chloropropane	Pump	N	SW8011	11/13/2004	0.0014	U	µg/L	0.0014
77651	Ethylene Dibromide	Pump	N	SW8011	11/13/2004	0.0030	U	µg/L	0.0030
81552	Acetone	Pump	N	SW8260	11/13/2004	7.6	I	µg/L	3.7
34215	Acrylonitrile	Pump	N	SW8260	11/13/2004	2.2	U	µg/L	2.2
34030	Benzene	Pump	N	SW8260	11/13/2004	12	*	µg/L	0.23
73085	Bromochloromethane	Pump	N	SW8260	11/13/2004	0.21	U	µg/L	0.21
32101	Bromodichloromethane	Pump	N	SW8260	11/13/2004	0.26	U	µg/L	0.26
32104	Bromoform	Pump	N	SW8260	11/13/2004	0.28	U	µg/L	0.28
34413	Bromomethane	Pump	N	SW8260	11/13/2004	0.60	U	µg/L	0.60
81595	2-Butanone	Pump	N	SW8260	11/13/2004	1.8	U	µg/L	1.8
77041	Carbon disulfide	Pump	N	SW8260	11/13/2004	0.49	U	µg/L	0.49
32102	Carbon tetrachloride	Pump	N	SW8260	11/13/2004	0.29	U	µg/L	0.29
34301	Chlorobenzene	Pump	N	SW8260	11/13/2004	12		µg/L	0.15
34311	Chloroethane	Pump	N	SW8260	11/13/2004	0.51	U	µg/L	0.51
32106	Chloroform	Pump	N	SW8260	11/13/2004	0.23	U	µg/L	0.23
34418	Chloromethane	Pump	N	SW8260	11/13/2004	0.50	U	µg/L	0.50
32105	Dibromochloromethane	Pump	N	SW8260	11/13/2004	0.19	U	µg/L	0.19
77596	Dibromomethane	Pump	N	SW8260	11/13/2004	0.30	U	µg/L	0.30
77268	trans-1,4-Dichloro-2-butene	Pump	N	SW8260	11/13/2004	0.64	U	µg/L	0.64
34536	1,2-Dichlorobenzene	Pump	N	SW8260	11/13/2004	0.52	I	µg/L	0.19
34571	1,4-Dichlorobenzene	Pump	N	SW8260	11/13/2004	0.35	I	µg/L	0.19
34496	1,1-Dichloroethane	Pump	N	SW8260	11/13/2004	0.26	U	µg/L	0.26
34531	1,2-Dichloroethane	Pump	N	SW8260	11/13/2004	0.19	U	µg/L	0.19
34501	1,1-Dichloroethene	Pump	N	SW8260	11/13/2004	0.40	U	µg/L	0.40
77093	cis-1,2-Dichloroethene	Pump	N	SW8260	11/13/2004	0.17	U	µg/L	0.17
34546	trans-1,2-Dichloroethene	Pump	N	SW8260	11/13/2004	0.17	U	µg/L	0.17
34541	1,2-Dichloropropane	Pump	N	SW8260	11/13/2004	0.33	U	µg/L	0.33
34704	cis-1,3-Dichloropropene	Pump	N	SW8260	11/13/2004	0.23	U	µg/L	0.23
34699	trans-1,3-Dichloropropene	Pump	N	SW8260	11/13/2004	0.25	U	µg/L	0.25

Data Qualifier Code Key:

- * Value exceeds Maximum Contaminant Level
- S Spike Recovery outside accepted recovery limits
- V Analyte detected in the associated Method Blank
- I Analyte detected below quantitation limits
- U Not Detected Above the MDL

Tomoka LF GW Nov 2004

PARAMETER MONITORING REPORT

Ground Water (Rule 62-520.400,.420, .460)

Surface Water (Rule 62-302.500, .510, .503)

Leachate (Rule 62-701.510)

LAB Submission Number: F04110016

Sample Number: F04110016-028

Facility WACS:	64-00027540	**Sample Date/Time:**	11/3/2004 11:57:00 AM
Well/Sampling Point WACS:	15799	**Report Period:**	Tomoka Nov 04
Well/Sampling Point Name:	B37-1	**Well Purged:**	YES
Classification of Groundwater:	G-II	**Well Type:**	Compliance
Ground Water Elevation: (NGVD):	26.14		

Storet Code	Parameter Monitored	Sampling Method	Filtered Y/N	Analysis Method	Analysis Date	Analysis Result	Q	Units	Detection Limits
34371	Ethylbenzene	Pump	N	SW8260	11/13/2004	0.20	U	µg/L	0.20
77103	2-Hexanone	Pump	N	SW8260	11/13/2004	0.28	U	µg/L	0.28
77424	Iodomethane	Pump	N	SW8260	11/13/2004	0.52	U	µg/L	0.52
81596	4-Methyl-2-pentanone	Pump	N	SW8260	11/13/2004	0.26	U	µg/L	0.26
34423	Methylene chloride	Pump	N	SW8260	11/13/2004	2.0	U	µg/L	2.0
77128	Styrene	Pump	N	SW8260	11/13/2004	0.12	U	µg/L	0.12
77562	1,1,1,2-Tetrachloroethane	Pump	N	SW8260	11/13/2004	0.24	U	µg/L	0.24
34516	1,1,2,2-Tetrachloroethane	Pump	N	SW8260	11/13/2004	0.44	U	µg/L	0.44
34475	Tetrachloroethene	Pump	N	SW8260	11/13/2004	0.17	U	µg/L	0.17
34010	Toluene	Pump	N	SW8260	11/13/2004	0.35	U	µg/L	0.35
34506	1,1,1-Trichloroethane	Pump	N	SW8260	11/13/2004	0.33	U	µg/L	0.33
34511	1,1,2-Trichloroethane	Pump	N	SW8260	11/13/2004	0.17	U	µg/L	0.17
39180	Trichloroethene	Pump	N	SW8260	11/13/2004	0.27	U	µg/L	0.27
34488	Trichlorofluoromethane	Pump	N	SW8260	11/13/2004	0.50	U	µg/L	0.50
77443	1,2,3-Trichloropropane	Pump	N	SW8260	11/13/2004	0.24	U	µg/L	0.24
77057	Vinyl acetate	Pump	N	SW8260	11/13/2004	0.46	U	µg/L	0.46
39175	Vinyl chloride	Pump	N	SW8260	11/13/2004	0.43	U	µg/L	0.43
34020	Xylenes, Total	Pump	N	SW8260	11/13/2004	1.2		µg/L	0.32

Data Qualifier Code Key:

*	Value exceeds Maximum Contaminant Level	I	Analyte detected below quantitation limits
S	Spike Recovery outside accepted recovery limits	U	Not Detected Above the MDL
V	Analyte detected in the associated Method Blank		

Tomoka LF GW Nov 2004

PARAMETER MONITORING REPORT

Ground Water (Rule 62-520.400,.420, .460)

Surface Water (Rule 62-302.500, .510, .503)

Leachate (Rule 62-701.510)

LAB Submission Number: F04110016

Sample Number: F04110016-029

Facility WACS:	64-00027540	**Sample Date/Time:**	11/3/2004 12:15:00 PM
Well/Sampling Point WACS:	15800	**Report Period:**	Tomoka Nov 04
Well/Sampling Point Name:	B37-2	**Well Purged:**	YES
Classification of Groundwater:	G-II	**Well Type:**	Compliance
Ground Water Elevation: (NGVD):	26.01		

Storet Code	Parameter Monitored	Sampling Method	Filtered Y/N	Analysis Method	Analysis Date	Analysis Result	Q	Units	Detection Limits
	FIELD								
	Conductivity	Pump	N	FLD	11/3/2004	531		umhos/c	
	Depth To Water	Pump	N	FLD	11/3/2004	2.71			
	Dissolved Oxygen	Pump	N	FLD	11/3/2004	1.47		mg/L	
	pH	Pump	N	FLD	11/3/2004	6.40		S.U.	
	Reference Elevation	Pump	N	FLD	11/3/2004	28.72			
	Temperature	Pump	N	FLD	11/3/2004	24.6		deg C	
	Turbidity	Pump	N	FLD	11/3/2004	4.39		NTU	
	INORGANICS								
70300	Solids, Total Dissolved	Pump	N	E160.1	11/3/2004	280		mg/L	1.2
00940	Chloride	Pump	N	E300.0	11/4/2004	38		mg/L	0.036
00945	Sulfate	Pump	N	E300.0	11/4/2004	1.7		mg/L	0.051
00610	Nitrogen, Ammonia (As N)	Pump	N	E350.1	11/16/2004	0.42		mg/L	0.012
00620	Nitrogen, Nitrate	Pump	N	E353.2	11/5/2004	0.019	IV	mg/L	0.0042
	METALS								
01002	Arsenic	Pump	N	SW6010	11/5/2004	2.8	U	µg/L	2.8
01007	Barium	Pump	N	SW6010	11/5/2004	38		µg/L	0.23
01012	Beryllium	Pump	N	SW6010	11/5/2004	0.056	U	µg/L	0.056
01027	Cadmium	Pump	N	SW6010	11/5/2004	0.34	U	µg/L	0.34
01034	Chromium	Pump	N	SW6010	11/5/2004	0.78	I	µg/L	0.60
01037	Cobalt	Pump	N	SW6010	11/5/2004	3.4	I	µg/L	1.6
01042	Copper	Pump	N	SW6010	11/5/2004	0.47	U	µg/L	0.47
01045	Iron	Pump	N	SW6010	11/5/2004	12000	*	µg/L	11
01051	Lead	Pump	N	SW6010	11/5/2004	2.2	U	µg/L	2.2
01067	Nickel	Pump	N	SW6010	11/5/2004	1.0	U	µg/L	1.0
01147	Selenium	Pump	N	SW6010	11/5/2004	3.1	U	µg/L	3.1
01077	Silver	Pump	N	SW6010	11/5/2004	0.93	U	µg/L	0.93
00929	Sodium	Pump	N	SW6010	11/5/2004	16000		µg/L	190
01087	Vanadium	Pump	N	SW6010	11/5/2004	2.4	I	µg/L	0.73
01092	Zinc	Pump	N	SW6010	11/5/2004	3.5	U	µg/L	3.5
	Antimony	Pump	N	SW6020	11/11/2004	0.40	U	µg/L	0.40

Data Qualifier Code Key:

- * Value exceeds Maximum Contaminant Level
- S Spike Recovery outside accepted recovery limits
- V Analyte detected in the associated Method Blank
- I Analyte detected below quantitation limits
- U Not Detected Above the MDL

Tomoka LF GW Nov 2004

PARAMETER MONITORING REPORT

Ground Water (Rule 62-520.400,.420, .460)

Surface Water (Rule 62-302.500, .510, .503)

Leachate (Rule 62-701.510)

LAB Submission Number: F04110016

Sample Number: F04110016-029

Facility WACS:	64-00027540	**Sample Date/Time:**	11/3/2004 12:15:00 PM
Well/Sampling Point WACS:	15800	**Report Period:**	Tomoka Nov 04
Well/Sampling Point Name:	B37-2	**Well Purged:**	YES
Classification of Groundwater:	G-II	**Well Type:**	Compliance
Ground Water Elevation: (NGVD):	26.01		

Storet Code	Parameter Monitored	Sampling Method	Filtered Y/N	Analysis Method	Analysis Date	Analysis Result	Q	Units	Detection Limits
	Thallium	Pump	N	SW6020	11/11/2004	0.12	U	µg/L	0.12
71900	Mercury	Pump	N	SW7470	11/11/2004	0.012	U	µg/L	0.012
	ORGANICS								
49146	1,2-Dibromo-3-chloropropane	Pump	N	SW8011	11/18/2004	0.0014	U	µg/L	0.0014
77651	Ethylene Dibromide	Pump	N	SW8011	11/18/2004	0.0030	U	µg/L	0.0030
81552	Acetone	Pump	N	SW8260	11/13/2004	3.7	U	µg/L	3.7
34215	Acrylonitrile	Pump	N	SW8260	11/13/2004	2.2	U	µg/L	2.2
34030	Benzene	Pump	N	SW8260	11/13/2004	0.23	U	µg/L	0.23
73085	Bromochloromethane	Pump	N	SW8260	11/13/2004	0.21	U	µg/L	0.21
32101	Bromodichloromethane	Pump	N	SW8260	11/13/2004	0.26	U	µg/L	0.26
32104	Bromoform	Pump	N	SW8260	11/13/2004	0.28	U	µg/L	0.28
34413	Bromomethane	Pump	N	SW8260	11/13/2004	0.60	U	µg/L	0.60
81595	2-Butanone	Pump	N	SW8260	11/13/2004	1.8	U	µg/L	1.8
77041	Carbon disulfide	Pump	N	SW8260	11/13/2004	0.49	U	µg/L	0.49
32102	Carbon tetrachloride	Pump	N	SW8260	11/13/2004	0.29	U	µg/L	0.29
34301	Chlorobenzene	Pump	N	SW8260	11/13/2004	0.15	U	µg/L	0.15
34311	Chloroethane	Pump	N	SW8260	11/13/2004	0.51	U	µg/L	0.51
32106	Chloroform	Pump	N	SW8260	11/13/2004	0.23	U	µg/L	0.23
34418	Chloromethane	Pump	N	SW8260	11/13/2004	0.50	U	µg/L	0.50
32105	Dibromochloromethane	Pump	N	SW8260	11/13/2004	0.19	U	µg/L	0.19
77596	Dibromomethane	Pump	N	SW8260	11/13/2004	0.30	U	µg/L	0.30
77268	trans-1,4-Dichloro-2-butene	Pump	N	SW8260	11/13/2004	0.64	U	µg/L	0.64
34536	1,2-Dichlorobenzene	Pump	N	SW8260	11/13/2004	0.19	U	µg/L	0.19
34571	1,4-Dichlorobenzene	Pump	N	SW8260	11/13/2004	0.19	U	µg/L	0.19
34496	1,1-Dichloroethane	Pump	N	SW8260	11/13/2004	0.26	U	µg/L	0.26
34531	1,2-Dichloroethane	Pump	N	SW8260	11/13/2004	0.19	U	µg/L	0.19
34501	1,1-Dichloroethene	Pump	N	SW8260	11/13/2004	0.40	U	µg/L	0.40
77093	cis-1,2-Dichloroethene	Pump	N	SW8260	11/13/2004	9.3		µg/L	0.17
34546	trans-1,2-Dichloroethene	Pump	N	SW8260	11/13/2004	0.17	U	µg/L	0.17
34541	1,2-Dichloropropane	Pump	N	SW8260	11/13/2004	0.33	U	µg/L	0.33
34704	cis-1,3-Dichloropropene	Pump	N	SW8260	11/13/2004	0.23	U	µg/L	0.23
34699	trans-1,3-Dichloropropene	Pump	N	SW8260	11/13/2004	0.25	U	µg/L	0.25

Data Qualifier Code Key:

- * Value exceeds Maximum Contaminant Level
- S Spike Recovery outside accepted recovery limits
- V Analyte detected in the associated Method Blank
- I Analyte detected below quantitation limits
- U Not Detected Above the MDL

Tomoka LF GW Nov 2004

PARAMETER MONITORING REPORT

Ground Water (Rule 62-520.400,.420, .460)

Surface Water (Rule 62-302.500, .510, .503)

Leachate (Rule 62-701.510)

LAB Submission Number: F04110016

Sample Number: F04110016-029

Facility WACS:	64-00027540	**Sample Date/Time:**	11/3/2004 12:15:00 PM
Well/Sampling Point WACS:	15800	**Report Period:**	Tomoka Nov 04
Well/Sampling Point Name:	B37-2	**Well Purged:**	YES
Classification of Groundwater:	G-II	**Well Type:**	Compliance
Ground Water Elevation: (NGVD):	26.01		

Storet Code	Parameter Monitored	Sampling Method	Filtered Y/N	Analysis Method	Analysis Date	Analysis Result	Q	Units	Detection Limits
34371	Ethylbenzene	Pump	N	SW8260	11/13/2004	0.27	I	µg/L	0.20
77103	2-Hexanone	Pump	N	SW8260	11/13/2004	0.28	U	µg/L	0.28
77424	Iodomethane	Pump	N	SW8260	11/13/2004	0.52	U	µg/L	0.52
81596	4-Methyl-2-pentanone	Pump	N	SW8260	11/13/2004	0.26	U	µg/L	0.26
34423	Methylene chloride	Pump	N	SW8260	11/13/2004	2.0	U	µg/L	2.0
77128	Styrene	Pump	N	SW8260	11/13/2004	0.12	U	µg/L	0.12
77562	1,1,1,2-Tetrachloroethane	Pump	N	SW8260	11/13/2004	0.24	U	µg/L	0.24
34516	1,1,2,2-Tetrachloroethane	Pump	N	SW8260	11/13/2004	0.44	U	µg/L	0.44
34475	Tetrachloroethene	Pump	N	SW8260	11/13/2004	0.17	U	µg/L	0.17
34010	Toluene	Pump	N	SW8260	11/13/2004	0.35	U	µg/L	0.35
34506	1,1,1-Trichloroethane	Pump	N	SW8260	11/13/2004	0.33	U	µg/L	0.33
34511	1,1,2-Trichloroethane	Pump	N	SW8260	11/13/2004	0.17	U	µg/L	0.17
39180	Trichloroethene	Pump	N	SW8260	11/13/2004	0.27	U	µg/L	0.27
34488	Trichlorofluoromethane	Pump	N	SW8260	11/13/2004	0.50	U	µg/L	0.50
77443	1,2,3-Trichloropropane	Pump	N	SW8260	11/13/2004	0.24	U	µg/L	0.24
77057	Vinyl acetate	Pump	N	SW8260	11/13/2004	0.46	U	µg/L	0.46
39175	Vinyl chloride	Pump	N	SW8260	11/13/2004	72	*	µg/L	0.43
34020	Xylenes, Total	Pump	N	SW8260	11/13/2004	0.32	U	µg/L	0.32

Data Qualifier Code Key:

- * Value exceeds Maximum Contaminant Level
- S Spike Recovery outside accepted recovery limits
- V Analyte detected in the associated Method Blank
- I Analyte detected below quantitation limits
- U Not Detected Above the MDL

Tomoka LF GW Nov 2004

PARAMETER MONITORING REPORT

Ground Water (Rule 62-520.400,.420, .460)

Surface Water (Rule 62-302.500, .510, .503)

Leachate (Rule 62-701.510)

LAB Submission Number: F04110016

Sample Number: F04110016-030

Facility WACS:	64-00027540	**Sample Date/Time:**	11/3/2004 12:37:00 PM
Well/Sampling Point WACS:	15642	**Report Period:**	Tomoka Nov 04
Well/Sampling Point Name:	B8-1	**Well Purged:**	YES
Classification of Groundwater:	G-II	**Well Type:**	Intermediate
Ground Water Elevation: (NGVD):	21.26		

Storet Code	Parameter Monitored	Sampling Method	Filtered Y/N	Analysis Method	Analysis Date	Analysis Result	Q	Units	Detection Limits
	FIELD								
	Conductivity	Pump	N	FLD	11/3/2004	620		umhos/c	
	Depth To Water	Pump	N	FLD	11/3/2004	11.76			
	Dissolved Oxygen	Pump	N	FLD	11/3/2004	1.47		mg/L	
	pH	Pump	N	FLD	11/3/2004	6.14		S.U.	
	Reference Elevation	Pump	N	FLD	11/3/2004	33.02			
	Temperature	Pump	N	FLD	11/3/2004	26.1		deg C	
	Turbidity	Pump	N	FLD	11/3/2004	0.97		NTU	
	INORGANICS								
70300	Solids, Total Dissolved	Pump	N	E160.1	11/3/2004	300		mg/L	1.2
00940	Chloride	Pump	N	E300.0	11/5/2004	26		mg/L	0.036
00945	Sulfate	Pump	N	E300.0	11/5/2004	25		mg/L	0.051
00610	Nitrogen, Ammonia (As N)	Pump	N	E350.1	11/16/2004	3.0	*	mg/L	0.012
00620	Nitrogen, Nitrate	Pump	N	E353.2	11/5/2004	0.038	IV	mg/L	0.0042
	METALS								
01002	Arsenic	Pump	N	SW6010	11/5/2004	2.8	U	µg/L	2.8
01007	Barium	Pump	N	SW6010	11/5/2004	23		µg/L	0.23
01012	Beryllium	Pump	N	SW6010	11/5/2004	0.056	U	µg/L	0.056
01027	Cadmium	Pump	N	SW6010	11/5/2004	0.34	U	µg/L	0.34
01034	Chromium	Pump	N	SW6010	11/5/2004	0.60	U	µg/L	0.60
01037	Cobalt	Pump	N	SW6010	11/5/2004	4.2	I	µg/L	1.6
01042	Copper	Pump	N	SW6010	11/5/2004	0.47	U	µg/L	0.47
01045	Iron	Pump	N	SW6010	11/5/2004	39	I	µg/L	11
01051	Lead	Pump	N	SW6010	11/5/2004	2.2	U	µg/L	2.2
01067	Nickel	Pump	N	SW6010	11/5/2004	1.0	U	µg/L	1.0
01147	Selenium	Pump	N	SW6010	11/5/2004	3.1	U	µg/L	3.1
01077	Silver	Pump	N	SW6010	11/5/2004	0.93	U	µg/L	0.93
00929	Sodium	Pump	N	SW6010	11/5/2004	29 29000		µg/L	190
01087	Vanadium	Pump	N	SW6010	11/5/2004	0.73	U	µg/L	0.73
01092	Zinc	Pump	N	SW6010	11/5/2004	6.5	I	µg/L	3.5
	Antimony	Pump	N	SW6020	11/11/2004	0.40	U	µg/L	0.40

Data Qualifier Code Key:

- * Value exceeds Maximum Contaminant Level
- S Spike Recovery outside accepted recovery limits
- V Analyte detected in the associated Method Blank
- I Analyte detected below quantitation limits
- U Not Detected Above the MDL

Tomoka LF GW Nov 2004

PARAMETER MONITORING REPORT

Ground Water (Rule 62-520.400,.420, .460)

Surface Water (Rule 62-302.500, .510, .503)

Leachate (Rule 62-701.510)

LAB Submission Number: F04110016

Sample Number: F04110016-030

Facility WACS:	64-00027540	**Sample Date/Time:**	11/3/2004 12:37:00 PM
Well/Sampling Point WACS:	15642	**Report Period:**	Tomoka Nov 04
Well/Sampling Point Name:	B8-1	**Well Purged:**	YES
Classification of Groundwater:	G-II	**Well Type:**	Intermediate
Ground Water Elevation: (NGVD):	21.26		

Storet Code	Parameter Monitored	Sampling Method	Filtered Y/N	Analysis Method	Analysis Date	Analysis Result	Q	Units	Detection Limits
	Thallium	Pump	N	SW6020	11/11/2004	0.12	U	µg/L	0.12
71900	Mercury	Pump	N	SW7470	11/11/2004	0.012	U	µg/L	0.012
	ORGANICS								
49146	1,2-Dibromo-3-chloropropane	Pump	N	SW8011	11/18/2004	0.0014	U	µg/L	0.0014
77651	Ethylene Dibromide	Pump	N	SW8011	11/18/2004	0.0030	U	µg/L	0.0030
81552	Acetone	Pump	N	SW8260	11/13/2004	3.7	U	µg/L	3.7
34215	Acrylonitrile	Pump	N	SW8260	11/13/2004	2.2	U	µg/L	2.2
34030	Benzene	Pump	N	SW8260	11/13/2004	0.23	U	µg/L	0.23
73085	Bromochloromethane	Pump	N	SW8260	11/13/2004	0.21	U	µg/L	0.21
32101	Bromodichloromethane	Pump	N	SW8260	11/13/2004	0.26	U	µg/L	0.26
32104	Bromoform	Pump	N	SW8260	11/13/2004	0.28	U	µg/L	0.28
34413	Bromomethane	Pump	N	SW8260	11/13/2004	0.60	U	µg/L	0.60
81595	2-Butanone	Pump	N	SW8260	11/13/2004	1.8	U	µg/L	1.8
77041	Carbon disulfide	Pump	N	SW8260	11/13/2004	0.49	U	µg/L	0.49
32102	Carbon tetrachloride	Pump	N	SW8260	11/13/2004	0.29	U	µg/L	0.29
34301	Chlorobenzene	Pump	N	SW8260	11/13/2004	0.15	U	µg/L	0.15
34311	Chloroethane	Pump	N	SW8260	11/13/2004	0.51	U	µg/L	0.51
32106	Chloroform	Pump	N	SW8260	11/13/2004	0.23	U	µg/L	0.23
34418	Chloromethane	Pump	N	SW8260	11/13/2004	0.50	U	µg/L	0.50
32105	Dibromochloromethane	Pump	N	SW8260	11/13/2004	0.19	U	µg/L	0.19
77596	Dibromomethane	Pump	N	SW8260	11/13/2004	0.30	U	µg/L	0.30
77268	trans-1,4-Dichloro-2-butene	Pump	N	SW8260	11/13/2004	0.64	U	µg/L	0.64
34536	1,2-Dichlorobenzene	Pump	N	SW8260	11/13/2004	0.19	U	µg/L	0.19
34571	1,4-Dichlorobenzene	Pump	N	SW8260	11/13/2004	0.19	U	µg/L	0.19
34496	1,1-Dichloroethane	Pump	N	SW8260	11/13/2004	0.26	U	µg/L	0.26
34531	1,2-Dichloroethane	Pump	N	SW8260	11/13/2004	0.19	U	µg/L	0.19
34501	1,1-Dichloroethene	Pump	N	SW8260	11/13/2004	0.40	U	µg/L	0.40
77093	cis-1,2-Dichloroethene	Pump	N	SW8260	11/13/2004	0.17	U	µg/L	0.17
34546	trans-1,2-Dichloroethene	Pump	N	SW8260	11/13/2004	0.17	U	µg/L	0.17
34541	1,2-Dichloropropane	Pump	N	SW8260	11/13/2004	0.33	U	µg/L	0.33
34704	cis-1,3-Dichloropropene	Pump	N	SW8260	11/13/2004	0.23	U	µg/L	0.23
34699	trans-1,3-Dichloropropene	Pump	N	SW8260	11/13/2004	0.25	U	µg/L	0.25

Data Qualifier Code Key:

- * Value exceeds Maximum Contaminant Level
- S Spike Recovery outside accepted recovery limits
- V Analyte detected in the associated Method Blank
- I Analyte detected below quantitation limits
- U Not Detected Above the MDL

Tomoka LF GW Nov 2004

PARAMETER MONITORING REPORT

Ground Water (Rule 62-520.400,.420, .460)

Surface Water (Rule 62-302.500, .510, .503)

Leachate (Rule 62-701.510)

LAB Submission Number: F04110016

Sample Number: F04110016-030

Facility WACS:	64-00027540	**Sample Date/Time:**	11/3/2004 12:37:00 PM
Well/Sampling Point WACS:	15642	**Report Period:**	Tomoka Nov 04
Well/Sampling Point Name:	B8-1	**Well Purged:**	YES
Classification of Groundwater:	G-II	**Well Type:**	Intermediate
Ground Water Elevation: (NGVD):	21.26		

Storet Code	Parameter Monitored	Sampling Method	Filtered Y/N	Analysis Method	Analysis Date	Analysis Result	Q	Units	Detection Limits
34371	Ethylbenzene	Pump	N	SW8260	11/13/2004	0.20	U	µg/L	0.20
77103	2-Hexanone	Pump	N	SW8260	11/13/2004	0.28	U	µg/L	0.28
77424	Iodomethane	Pump	N	SW8260	11/13/2004	0.52	U	µg/L	0.52
81596	4-Methyl-2-pentanone	Pump	N	SW8260	11/13/2004	0.26	U	µg/L	0.26
34423	Methylene chloride	Pump	N	SW8260	11/13/2004	2.0	U	µg/L	2.0
77128	Styrene	Pump	N	SW8260	11/13/2004	0.12	U	µg/L	0.12
77562	1,1,1,2-Tetrachloroethane	Pump	N	SW8260	11/13/2004	0.24	U	µg/L	0.24
34516	1,1,2,2-Tetrachloroethane	Pump	N	SW8260	11/13/2004	0.44	U	µg/L	0.44
34475	Tetrachloroethene	Pump	N	SW8260	11/13/2004	0.17	U	µg/L	0.17
34010	Toluene	Pump	N	SW8260	11/13/2004	0.35	U	µg/L	0.35
34506	1,1,1-Trichloroethane	Pump	N	SW8260	11/13/2004	0.33	U	µg/L	0.33
34511	1,1,2-Trichloroethane	Pump	N	SW8260	11/13/2004	0.17	U	µg/L	0.17
39180	Trichloroethene	Pump	N	SW8260	11/13/2004	0.27	U	µg/L	0.27
34488	Trichlorofluoromethane	Pump	N	SW8260	11/13/2004	0.50	U	µg/L	0.50
77443	1,2,3-Trichloropropane	Pump	N	SW8260	11/13/2004	0.24	U	µg/L	0.24
77057	Vinyl acetate	Pump	N	SW8260	11/13/2004	0.46	U	µg/L	0.46
39175	Vinyl chloride	Pump	N	SW8260	11/13/2004	0.43	U	µg/L	0.43
34020	Xylenes, Total	Pump	N	SW8260	11/13/2004	0.46	I	µg/L	0.32

Data Qualifier Code Key:

- * Value exceeds Maximum Contaminant Level
- S Spike Recovery outside accepted recovery limits
- V Analyte detected in the associated Method Blank
- I Analyte detected below quantitation limits
- U Not Detected Above the MDL

Tomoka LF GW Nov 2004

PARAMETER MONITORING REPORT

Ground Water (Rule 62-520.400,.420, .460)

Surface Water (Rule 62-302.500, .510, .503)

Leachate (Rule 62-701.510)

LAB Submission Number: F04110016

Sample Number: F04110016-031

Facility WACS:	64-00027540	**Sample Date/Time:**	11/3/2004 1:05:00 PM
Well/Sampling Point WACS:	15790	**Report Period:**	Tomoka Nov 04
Well/Sampling Point Name:	B8-2	**Well Purged:**	YES
Classification of Groundwater:	G-II	**Well Type:**	Intermediate
Ground Water Elevation: (NGVD):	26.6		

Storet Code	Parameter Monitored	Sampling Method	Filtered Y/N	Analysis Method	Analysis Date	Analysis Result	Q	Units	Detection Limits
	FIELD								
	Conductivity	Pump	N	FLD	11/3/2004	452		umhos/c	
	Depth To Water	Pump	N	FLD	11/3/2004	6.70			
	Dissolved Oxygen	Pump	N	FLD	11/3/2004	1.36		mg/L	
	pH	Pump	N	FLD	11/3/2004	5.39		S.U.	
	Reference Elevation	Pump	N	FLD	11/3/2004	33.30			
	Temperature	Pump	N	FLD	11/3/2004	25.8		deg C	
	Turbidity	Pump	N	FLD	11/3/2004	1.97		NTU	
	INORGANICS								
70300	Solids, Total Dissolved	Pump	N	E160.1	11/3/2004	300		mg/L	1.2
00940	Chloride	Pump	N	E300.0	11/5/2004	14		mg/L	0.036
00945	Sulfate	Pump	N	E300.0	11/5/2004	130		mg/L	0.051
00610	Nitrogen, Ammonia (As N)	Pump	N	E350.1	11/16/2004	0.096		mg/L	0.012
00620	Nitrogen, Nitrate	Pump	N	E353.2	11/5/2004	0.030	IV	mg/L	0.0042
	METALS								
01002	Arsenic	Pump	N	SW6010	11/5/2004	2.8	U	µg/L	2.8
01007	Barium	Pump	N	SW6010	11/5/2004	50		µg/L	0.23
01012	Beryllium	Pump	N	SW6010	11/5/2004	0.056	U	µg/L	0.056
01027	Cadmium	Pump	N	SW6010	11/5/2004	0.34	U	µg/L	0.34
01034	Chromium	Pump	N	SW6010	11/5/2004	0.60	U	µg/L	0.60
01037	Cobalt	Pump	N	SW6010	11/5/2004	3.9	I	µg/L	1.6
01042	Copper	Pump	N	SW6010	11/5/2004	0.47	U	µg/L	0.47
01045	Iron	Pump	N	SW6010	11/5/2004	13000	*	µg/L	11
01051	Lead	Pump	N	SW6010	11/5/2004	2.2	U	µg/L	2.2
01067	Nickel	Pump	N	SW6010	11/5/2004	1.0	U	µg/L	1.0
01147	Selenium	Pump	N	SW6010	11/5/2004	3.1	U	µg/L	3.1
01077	Silver	Pump	N	SW6010	11/5/2004	0.93	U	µg/L	0.93
00929	Sodium	Pump	N	SW6010	11/5/2004	23000		µg/L	190
01087	Vanadium	Pump	N	SW6010	11/5/2004	0.76	I	µg/L	0.73
01092	Zinc	Pump	N	SW6010	11/5/2004	3.5	U	µg/L	3.5
	Antimony	Pump	N	SW6020	11/11/2004	0.40	U	µg/L	0.40

Data Qualifier Code Key:

- * Value exceeds Maximum Contaminant Level
- S Spike Recovery outside accepted recovery limits
- V Analyte detected in the associated Method Blank
- I Analyte detected below quantitation limits
- U Not Detected Above the MDL

Tomoka LF GW Nov 2004

PARAMETER MONITORING REPORT

Ground Water (Rule 62-520.400,.420, .460)

Surface Water (Rule 62-302.500, .510, .503)

Leachate (Rule 62-701.510)

LAB Submission Number: F04110016

Sample Number: F04110016-031

Facility WACS:	64-00027540	**Sample Date/Time:**	11/3/2004 1:05:00 PM
Well/Sampling Point WACS:	15790	**Report Period:**	Tomoka Nov 04
Well/Sampling Point Name:	B8-2	**Well Purged:**	YES
Classification of Groundwater:	G-II	**Well Type:**	Intermediate
Ground Water Elevation: (NGVD):	26.6		

Storet Code	Parameter Monitored	Sampling Method	Filtered Y/N	Analysis Method	Analysis Date	Analysis Result	Q	Units	Detection Limits
	Thallium	Pump	N	SW6020	11/11/2004	0.12	U	µg/L	0.12
71900	Mercury	Pump	N	SW7470	11/11/2004	0.012	U	µg/L	0.012
	ORGANICS								
49146	1,2-Dibromo-3-chloropropane	Pump	N	SW8011	11/18/2004	0.0014	U	µg/L	0.0014
77651	Ethylene Dibromide	Pump	N	SW8011	11/18/2004	0.0030	U	µg/L	0.0030
81552	Acetone	Pump	N	SW8260	11/13/2004	3.7	U	µg/L	3.7
34215	Acrylonitrile	Pump	N	SW8260	11/13/2004	2.2	U	µg/L	2.2
34030	Benzene	Pump	N	SW8260	11/13/2004	0.23	U	µg/L	0.23
73085	Bromochloromethane	Pump	N	SW8260	11/13/2004	0.21	U	µg/L	0.21
32101	Bromodichloromethane	Pump	N	SW8260	11/13/2004	0.26	U	µg/L	0.26
32104	Bromoform	Pump	N	SW8260	11/13/2004	0.28	U	µg/L	0.28
34413	Bromomethane	Pump	N	SW8260	11/13/2004	0.60	U	µg/L	0.60
81595	2-Butanone	Pump	N	SW8260	11/13/2004	1.8	U	µg/L	1.8
77041	Carbon disulfide	Pump	N	SW8260	11/13/2004	0.49	U	µg/L	0.49
32102	Carbon tetrachloride	Pump	N	SW8260	11/13/2004	0.29	U	µg/L	0.29
34301	Chlorobenzene	Pump	N	SW8260	11/13/2004	0.15	U	µg/L	0.15
34311	Chloroethane	Pump	N	SW8260	11/13/2004	0.51	U	µg/L	0.51
32106	Chloroform	Pump	N	SW8260	11/13/2004	0.23	U	µg/L	0.23
34418	Chloromethane	Pump	N	SW8260	11/13/2004	0.50	U	µg/L	0.50
32105	Dibromochloromethane	Pump	N	SW8260	11/13/2004	0.19	U	µg/L	0.19
77596	Dibromomethane	Pump	N	SW8260	11/13/2004	0.30	U	µg/L	0.30
77268	trans-1,4-Dichloro-2-butene	Pump	N	SW8260	11/13/2004	0.64	U	µg/L	0.64
34536	1,2-Dichlorobenzene	Pump	N	SW8260	11/13/2004	0.19	U	µg/L	0.19
34571	1,4-Dichlorobenzene	Pump	N	SW8260	11/13/2004	0.19	U	µg/L	0.19
34496	1,1-Dichloroethane	Pump	N	SW8260	11/13/2004	0.26	U	µg/L	0.26
34531	1,2-Dichloroethane	Pump	N	SW8260	11/13/2004	0.19	U	µg/L	0.19
34501	1,1-Dichloroethene	Pump	N	SW8260	11/13/2004	0.40	U	µg/L	0.40
77093	cis-1,2-Dichloroethene	Pump	N	SW8260	11/13/2004	0.17	U	µg/L	0.17
34546	trans-1,2-Dichloroethene	Pump	N	SW8260	11/13/2004	0.17	U	µg/L	0.17
34541	1,2-Dichloropropane	Pump	N	SW8260	11/13/2004	0.33	U	µg/L	0.33
34704	cis-1,3-Dichloropropene	Pump	N	SW8260	11/13/2004	0.23	U	µg/L	0.23
34699	trans-1,3-Dichloropropene	Pump	N	SW8260	11/13/2004	0.25	U	µg/L	0.25

Data Qualifier Code Key:

- * Value exceeds Maximum Contaminant Level
- S Spike Recovery outside accepted recovery limits
- V Analyte detected in the associated Method Blank
- I Analyte detected below quantitation limits
- U Not Detected Above the MDL

Tomoka LF GW Nov 2004

PARAMETER MONITORING REPORT

Ground Water (Rule 62-520.400,.420, .460)

Surface Water (Rule 62-302.500, .510, .503)

Leachate (Rule 62-701.510)

LAB Submission Number: F04110016

Sample Number: F04110016-031

Facility WACS:	64-00027540	**Sample Date/Time:**	11/3/2004 1:05:00 PM
Well/Sampling Point WACS:	15790	**Report Period:**	Tomoka Nov 04
Well/Sampling Point Name:	B8-2	**Well Purged:**	YES
Classification of Groundwater:	G-II	**Well Type:**	Intermediate
Ground Water Elevation: (NGVD):	26.6		

Storet Code	Parameter Monitored	Sampling Method	Filtered Y/N	Analysis Method	Analysis Date	Analysis Result	Q	Units	Detection Limits
34371	Ethylbenzene	Pump	N	SW8260	11/13/2004	0.20	U	µg/L	0.20
77103	2-Hexanone	Pump	N	SW8260	11/13/2004	0.28	U	µg/L	0.28
77424	Iodomethane	Pump	N	SW8260	11/13/2004	0.52	U	µg/L	0.52
81596	4-Methyl-2-pentanone	Pump	N	SW8260	11/13/2004	0.26	U	µg/L	0.26
34423	Methylene chloride	Pump	N	SW8260	11/13/2004	2.0	U	µg/L	2.0
77128	Styrene	Pump	N	SW8260	11/13/2004	0.12	U	µg/L	0.12
77562	1,1,1,2-Tetrachloroethane	Pump	N	SW8260	11/13/2004	0.24	U	µg/L	0.24
34516	1,1,2,2-Tetrachloroethane	Pump	N	SW8260	11/13/2004	0.44	U	µg/L	0.44
34475	Tetrachloroethene	Pump	N	SW8260	11/13/2004	0.17	U	µg/L	0.17
34010	Toluene	Pump	N	SW8260	11/13/2004	0.35	U	µg/L	0.35
34506	1,1,1-Trichloroethane	Pump	N	SW8260	11/13/2004	0.33	U	µg/L	0.33
34511	1,1,2-Trichloroethane	Pump	N	SW8260	11/13/2004	0.17	U	µg/L	0.17
39180	Trichloroethene	Pump	N	SW8260	11/13/2004	0.27	U	µg/L	0.27
34488	Trichlorofluoromethane	Pump	N	SW8260	11/13/2004	0.50	U	µg/L	0.50
77443	1,2,3-Trichloropropane	Pump	N	SW8260	11/13/2004	0.24	U	µg/L	0.24
77057	Vinyl acetate	Pump	N	SW8260	11/13/2004	0.46	U	µg/L	0.46
39175	Vinyl chloride	Pump	N	SW8260	11/13/2004	0.43	U	µg/L	0.43
34020	Xylenes, Total	Pump	N	SW8260	11/13/2004	0.32	U	µg/L	0.32

Data Qualifier Code Key:

- * Value exceeds Maximum Contaminant Level
- S Spike Recovery outside accepted recovery limits
- V Analyte detected in the associated Method Blank
- I Analyte detected below quantitation limits
- U Not Detected Above the MDL

Tomoka LF GW Nov 2004

PARAMETER MONITORING REPORT

Ground Water (Rule 62-520.400,.420, .460)

Surface Water (Rule 62-302.500, .510, .503)

Leachate (Rule 62-701.510)

LAB Submission Number: F04110016

Sample Number: F04110016-032

Facility WACS:	64-00027540	**Sample Date/Time:**	11/3/2004 1:35:00 PM
Well/Sampling Point WACS:	15829	**Report Period:**	Tomoka Nov 04
Well/Sampling Point Name:	B68	**Well Purged:**	YES
Classification of Groundwater:	G-II	**Well Type:**	Compliance
Ground Water Elevation: (NGVD):	23.78		

Storet Code	Parameter Monitored	Sampling Method	Filtered Y/N	Analysis Method	Analysis Date	Analysis Result	Q	Units	Detection Limits
	FIELD								
	Conductivity	Pump	N	FLD	11/3/2004	870		umhos/c	
	Depth To Water	Pump	N	FLD	11/3/2004	5.95			
	Dissolved Oxygen	Pump	N	FLD	11/3/2004	1.36		mg/L	
	pH	Pump	N	FLD	11/3/2004	5.90		S.U.	
	Reference Elevation	Pump	N	FLD	11/3/2004	29.73			
	Temperature	Pump	N	FLD	11/3/2004	26.8		deg C	
	Turbidity	Pump	N	FLD	11/3/2004	10.04		NTU	
	INORGANICS								
70300	Solids, Total Dissolved	Pump	N	E160.1	11/3/2004	390		mg/L	1.2
00940	Chloride	Pump	N	E300.0	11/5/2004	25		mg/L	0.036
00945	Sulfate	Pump	N	E300.0	11/5/2004	0.70		mg/L	0.051
00610	Nitrogen, Ammonia (As N)	Pump	N	E350.1	11/16/2004	4.5	*	mg/L	0.012
00620	Nitrogen, Nitrate	Pump	N	E353.2	11/5/2004	0.0042	U	mg/L	0.0042
	METALS								
01002	Arsenic	Pump	N	SW6010	11/5/2004	2.8	U	µg/L	2.8
01007	Barium	Pump	N	SW6010	11/5/2004	48		µg/L	0.23
01012	Beryllium	Pump	N	SW6010	11/5/2004	0.14	I	µg/L	0.056
01027	Cadmium	Pump	N	SW6010	11/5/2004	0.34	U	µg/L	0.34
01034	Chromium	Pump	N	SW6010	11/5/2004	2.7	I	µg/L	0.60
01037	Cobalt	Pump	N	SW6010	11/5/2004	4.7	I	µg/L	1.6
01042	Copper	Pump	N	SW6010	11/5/2004	1.2	I	µg/L	0.47
01045	Iron	Pump	N	SW6010	11/5/2004	23000	*V	µg/L	11
01051	Lead	Pump	N	SW6010	11/5/2004	2.2	U	µg/L	2.2
01067	Nickel	Pump	N	SW6010	11/5/2004	1.0	U	µg/L	1.0
01147	Selenium	Pump	N	SW6010	11/5/2004	3.1	U	µg/L	3.1
01077	Silver	Pump	N	SW6010	11/5/2004	0.93	U	µg/L	0.93
00929	Sodium	Pump	N	SW6010	11/5/2004	19000		µg/L	190
01087	Vanadium	Pump	N	SW6010	11/5/2004	4.1	I	µg/L	0.73
01092	Zinc	Pump	N	SW6010	11/5/2004	8.5	I	µg/L	3.5
	Antimony	Pump	N	SW6020	11/8/2004	0.40	U	µg/L	0.40

Data Qualifier Code Key:

- * Value exceeds Maximum Contaminant Level
- S Spike Recovery outside accepted recovery limits
- V Analyte detected in the associated Method Blank
- I Analyte detected below quantitation limits
- U Not Detected Above the MDL

Tomoka LF GW Nov 2004

PARAMETER MONITORING REPORT

Ground Water (Rule 62-520.400,.420, .460)

Surface Water (Rule 62-302.500, .510, .503)

Leachate (Rule 62-701.510)

LAB Submission Number: F04110016

Sample Number: F04110016-032

Facility WACS:	64-00027540	**Sample Date/Time:**	11/3/2004 1:35:00 PM
Well/Sampling Point WACS:	15829	**Report Period:**	Tomoka Nov 04
Well/Sampling Point Name:	B68	**Well Purged:**	YES
Classification of Groundwater:	G-II	**Well Type:**	Compliance
Ground Water Elevation: (NGVD):	23.78		

Storet Code	Parameter Monitored	Sampling Method	Filtered Y/N	Analysis Method	Analysis Date	Analysis Result	Q	Units	Detection Limits
	Thallium	Pump	N	SW6020	11/8/2004	0.43	IV	µg/L	0.12
71900	Mercury	Pump	N	SW7470	11/11/2004	0.014	I	µg/L	0.012
	ORGANICS								
49146	1,2-Dibromo-3-chloropropane	Pump	N	SW8011	11/18/2004	0.0014	U	µg/L	0.0014
77651	Ethylene Dibromide	Pump	N	SW8011	11/18/2004	0.0030	U	µg/L	0.0030
81552	Acetone	Pump	N	SW8260	11/13/2004	10		µg/L	3.7
34215	Acrylonitrile	Pump	N	SW8260	11/13/2004	2.2	U	µg/L	2.2
34030	Benzene	Pump	N	SW8260	11/13/2004	0.23	U	µg/L	0.23
73085	Bromochloromethane	Pump	N	SW8260	11/13/2004	0.21	U	µg/L	0.21
32101	Bromodichloromethane	Pump	N	SW8260	11/13/2004	0.26	U	µg/L	0.26
32104	Bromoform	Pump	N	SW8260	11/13/2004	0.28	U	µg/L	0.28
34413	Bromomethane	Pump	N	SW8260	11/13/2004	0.60	U	µg/L	0.60
81595	2-Butanone	Pump	N	SW8260	11/13/2004	1.8	U	µg/L	1.8
77041	Carbon disulfide	Pump	N	SW8260	11/13/2004	0.49	U	µg/L	0.49
32102	Carbon tetrachloride	Pump	N	SW8260	11/13/2004	0.29	U	µg/L	0.29
34301	Chlorobenzene	Pump	N	SW8260	11/13/2004	0.15	U	µg/L	0.15
34311	Chloroethane	Pump	N	SW8260	11/13/2004	0.51	U	µg/L	0.51
32106	Chloroform	Pump	N	SW8260	11/13/2004	0.23	U	µg/L	0.23
34418	Chloromethane	Pump	N	SW8260	11/13/2004	0.50	U	µg/L	0.50
32105	Dibromochloromethane	Pump	N	SW8260	11/13/2004	0.19	U	µg/L	0.19
77596	Dibromomethane	Pump	N	SW8260	11/13/2004	0.30	U	µg/L	0.30
77268	trans-1,4-Dichloro-2-butene	Pump	N	SW8260	11/13/2004	0.64	U	µg/L	0.64
34536	1,2-Dichlorobenzene	Pump	N	SW8260	11/13/2004	0.19	U	µg/L	0.19
34571	1,4-Dichlorobenzene	Pump	N	SW8260	11/13/2004	0.19	U	µg/L	0.19
34496	1,1-Dichloroethane	Pump	N	SW8260	11/13/2004	0.26	U	µg/L	0.26
34531	1,2-Dichloroethane	Pump	N	SW8260	11/13/2004	0.19	U	µg/L	0.19
34501	1,1-Dichloroethene	Pump	N	SW8260	11/13/2004	0.40	U	µg/L	0.40
77093	cis-1,2-Dichloroethene	Pump	N	SW8260	11/13/2004	0.17	U	µg/L	0.17
34546	trans-1,2-Dichloroethene	Pump	N	SW8260	11/13/2004	0.17	U	µg/L	0.17
34541	1,2-Dichloropropane	Pump	N	SW8260	11/13/2004	0.33	U	µg/L	0.33
34704	cis-1,3-Dichloropropene	Pump	N	SW8260	11/13/2004	0.23	U	µg/L	0.23
34699	trans-1,3-Dichloropropene	Pump	N	SW8260	11/13/2004	0.25	U	µg/L	0.25

Data Qualifier Code Key:

- * Value exceeds Maximum Contaminant Level
- S Spike Recovery outside accepted recovery limits
- V Analyte detected in the associated Method Blank
- I Analyte detected below quantitation limits
- U Not Detected Above the MDL

Tomoka LF GW Nov 2004

PARAMETER MONITORING REPORT

Ground Water (Rule 62-520.400,.420, .460)

Surface Water (Rule 62-302.500, .510, .503)

Leachate (Rule 62-701.510)

LAB Submission Number: F04110016

Sample Number: F04110016-032

Facility WACS:	64-00027540	**Sample Date/Time:**	11/3/2004 1:35:00 PM
Well/Sampling Point WACS:	15829	**Report Period:**	Tomoka Nov 04
Well/Sampling Point Name:	B68	**Well Purged:**	YES
Classification of Groundwater:	G-II	**Well Type:**	Compliance
Ground Water Elevation: (NGVD):	23.78		

Storet Code	Parameter Monitored	Sampling Method	Filtered Y/N	Analysis Method	Analysis Date	Analysis Result	Q	Units	Detection Limits
34371	Ethylbenzene	Pump	N	SW8260	11/13/2004	0.20	U	µg/L	0.20
77103	2-Hexanone	Pump	N	SW8260	11/13/2004	0.28	U	µg/L	0.28
77424	Iodomethane	Pump	N	SW8260	11/13/2004	0.52	U	µg/L	0.52
81596	4-Methyl-2-pentanone	Pump	N	SW8260	11/13/2004	0.26	U	µg/L	0.26
34423	Methylene chloride	Pump	N	SW8260	11/13/2004	2.0	U	µg/L	2.0
77128	Styrene	Pump	N	SW8260	11/13/2004	0.12	U	µg/L	0.12
77562	1,1,1,2-Tetrachloroethane	Pump	N	SW8260	11/13/2004	0.24	U	µg/L	0.24
34516	1,1,2,2-Tetrachloroethane	Pump	N	SW8260	11/13/2004	0.44	U	µg/L	0.44
34475	Tetrachloroethene	Pump	N	SW8260	11/13/2004	0.17	U	µg/L	0.17
34010	Toluene	Pump	N	SW8260	11/13/2004	0.35	U	µg/L	0.35
34506	1,1,1-Trichloroethane	Pump	N	SW8260	11/13/2004	0.33	U	µg/L	0.33
34511	1,1,2-Trichloroethane	Pump	N	SW8260	11/13/2004	0.17	U	µg/L	0.17
39180	Trichloroethene	Pump	N	SW8260	11/13/2004	0.27	U	µg/L	0.27
34488	Trichlorofluoromethane	Pump	N	SW8260	11/13/2004	0.50	U	µg/L	0.50
77443	1,2,3-Trichloropropane	Pump	N	SW8260	11/13/2004	0.24	U	µg/L	0.24
77057	Vinyl acetate	Pump	N	SW8260	11/13/2004	0.46	U	µg/L	0.46
39175	Vinyl chloride	Pump	N	SW8260	11/13/2004	0.43	U	µg/L	0.43
34020	Xylenes, Total	Pump	N	SW8260	11/13/2004	0.32	U	µg/L	0.32

Data Qualifier Code Key:

*	Value exceeds Maximum Contaminant Level	I	Analyte detected below quantitation limits
S	Spike Recovery outside accepted recovery limits	U	Not Detected Above the MDL
V	Analyte detected in the associated Method Blank		

Tomoka LF GW Nov 2004

PARAMETER MONITORING REPORT

Ground Water (Rule 62-520.400,.420, .460)

Surface Water (Rule 62-302.500, .510, .503)

Leachate (Rule 62-701.510)

LAB Submission Number: F04110016

Sample Number: F04110016-033

Facility WACS:	64-00027540	**Sample Date/Time:**	11/3/2004 1:54:00 PM
Well/Sampling Point WACS:	15827	**Report Period:**	Tomoka Nov 04
Well/Sampling Point Name:	B66	**Well Purged:**	YES
Classification of Groundwater:	G-II	**Well Type:**	Compliance
Ground Water Elevation: (NGVD):	25.27		

Storet Code	Parameter Monitored	Sampling Method	Filtered Y/N	Analysis Method	Analysis Date	Analysis Result	Q	Units	Detection Limits
	FIELD								
	Conductivity	Pump	N	FLD	11/3/2004	459		umhos/c	
	Depth To Water	Pump	N	FLD	11/3/2004	6.00			
	Dissolved Oxygen	Pump	N	FLD	11/3/2004	1.31		mg/L	
	pH	Pump	N	FLD	11/3/2004	6.53		S.U.	
	Reference Elevation	Pump	N	FLD	11/3/2004	31.27			
	Temperature	Pump	N	FLD	11/3/2004	25.1		deg C	
	Turbidity	Pump	N	FLD	11/3/2004	3.70		NTU	
	INORGANICS								
70300	Solids, Total Dissolved	Pump	N	E160.1	11/3/2004	240		mg/L	1.2
00940	Chloride	Pump	N	E300.0	11/5/2004	19		mg/L	0.036
00945	Sulfate	Pump	N	E300.0	11/5/2004	7.7		mg/L	0.051
00610	Nitrogen, Ammonia (As N)	Pump	N	E350.1	11/16/2004	0.10	I	mg/L	0.060
00620	Nitrogen, Nitrate	Pump	N	E353.2	11/5/2004	0.33	V	mg/L	0.0042
	METALS								
01002	Arsenic	Pump	N	SW6010	11/5/2004	2.8	U	µg/L	2.8
01007	Barium	Pump	N	SW6010	11/5/2004	23		µg/L	0.23
01012	Beryllium	Pump	N	SW6010	11/5/2004	0.056	U	µg/L	0.056
01027	Cadmium	Pump	N	SW6010	11/5/2004	0.34	U	µg/L	0.34
01034	Chromium	Pump	N	SW6010	11/5/2004	2.4	I	µg/L	0.60
01037	Cobalt	Pump	N	SW6010	11/5/2004	4.1	I	µg/L	1.6
01042	Copper	Pump	N	SW6010	11/5/2004	130		µg/L	0.47
01045	Iron	Pump	N	SW6010	11/5/2004	300	*V	µg/L	11
01051	Lead	Pump	N	SW6010	11/5/2004	2.2	U	µg/L	2.2
01067	Nickel	Pump	N	SW6010	11/5/2004	1.0	U	µg/L	1.0
01147	Selenium	Pump	N	SW6010	11/5/2004	5.1	I	µg/L	3.1
01077	Silver	Pump	N	SW6010	11/5/2004	0.93	U	µg/L	0.93
00929	Sodium	Pump	N	SW6010	11/5/2004	13000		µg/L	190
01087	Vanadium	Pump	N	SW6010	11/5/2004	12		µg/L	0.73
01092	Zinc	Pump	N	SW6010	11/5/2004	64		µg/L	3.5
	Antimony	Pump	N	SW6020	11/9/2004	0.40	U	µg/L	0.40

Data Qualifier Code Key:

- * Value exceeds Maximum Contaminant Level
- S Spike Recovery outside accepted recovery limits
- V Analyte detected in the associated Method Blank
- I Analyte detected below quantitation limits
- U Not Detected Above the MDL

Tomoka LF GW Nov 2004
PARAMETER MONITORING REPORT
Ground Water (Rule 62-520.400,.420, .460)
Surface Water (Rule 62-302.500, .510, .503)
Leachate (Rule 62-701.510)
LAB Submission Number: F04110016
Sample Number: F04110016-033

Facility WACS:	64-00027540	**Sample Date/Time:**	11/3/2004 1:54:00 PM
Well/Sampling Point WACS:	15827	**Report Period:**	Tomoka Nov 04
Well/Sampling Point Name:	B66	**Well Purged:**	YES
Classification of Groundwater:	G-II	**Well Type:**	Compliance
Ground Water Elevation: (NGVD):	25.27		

Storet Code	Parameter Monitored	Sampling Method	Filtered Y/N	Analysis Method	Analysis Date	Analysis Result	Q	Units	Detection Limits
	Thallium	Pump	N	SW6020	11/9/2004	0.22	IV	µg/L	0.12
71900	Mercury	Pump	N	SW7470	11/11/2004	0.012	U	µg/L	0.012
	ORGANICS								
49146	1,2-Dibromo-3-chloropropane	Pump	N	SW8011	11/18/2004	0.0014	U	µg/L	0.0014
77651	Ethylene Dibromide	Pump	N	SW8011	11/18/2004	0.0030	U	µg/L	0.0030
81552	Acetone	Pump	N	SW8260	11/13/2004	3.7	U	µg/L	3.7
34215	Acrylonitrile	Pump	N	SW8260	11/13/2004	2.2	U	µg/L	2.2
34030	Benzene	Pump	N	SW8260	11/13/2004	0.23	U	µg/L	0.23
73085	Bromochloromethane	Pump	N	SW8260	11/13/2004	0.21	U	µg/L	0.21
32101	Bromodichloromethane	Pump	N	SW8260	11/13/2004	0.26	U	µg/L	0.26
32104	Bromoform	Pump	N	SW8260	11/13/2004	0.28	U	µg/L	0.28
34413	Bromomethane	Pump	N	SW8260	11/13/2004	0.60	U	µg/L	0.60
81595	2-Butanone	Pump	N	SW8260	11/13/2004	1.8	U	µg/L	1.8
77041	Carbon disulfide	Pump	N	SW8260	11/13/2004	0.49	U	µg/L	0.49
32102	Carbon tetrachloride	Pump	N	SW8260	11/13/2004	0.29	U	µg/L	0.29
34301	Chlorobenzene	Pump	N	SW8260	11/13/2004	0.15	U	µg/L	0.15
34311	Chloroethane	Pump	N	SW8260	11/13/2004	0.51	U	µg/L	0.51
32106	Chloroform	Pump	N	SW8260	11/13/2004	0.23	U	µg/L	0.23
34418	Chloromethane	Pump	N	SW8260	11/13/2004	0.50	U	µg/L	0.50
32105	Dibromochloromethane	Pump	N	SW8260	11/13/2004	0.19	U	µg/L	0.19
77596	Dibromomethane	Pump	N	SW8260	11/13/2004	0.30	U	µg/L	0.30
77268	trans-1,4-Dichloro-2-butene	Pump	N	SW8260	11/13/2004	0.64	U	µg/L	0.64
34536	1,2-Dichlorobenzene	Pump	N	SW8260	11/13/2004	0.19	U	µg/L	0.19
34571	1,4-Dichlorobenzene	Pump	N	SW8260	11/13/2004	0.19	U	µg/L	0.19
34496	1,1-Dichloroethane	Pump	N	SW8260	11/13/2004	0.26	U	µg/L	0.26
34531	1,2-Dichloroethane	Pump	N	SW8260	11/13/2004	0.19	U	µg/L	0.19
34501	1,1-Dichloroethene	Pump	N	SW8260	11/13/2004	0.40	U	µg/L	0.40
77093	cis-1,2-Dichloroethene	Pump	N	SW8260	11/13/2004	0.17	U	µg/L	0.17
34546	trans-1,2-Dichloroethene	Pump	N	SW8260	11/13/2004	0.17	U	µg/L	0.17
34541	1,2-Dichloropropane	Pump	N	SW8260	11/13/2004	0.33	U	µg/L	0.33
34704	cis-1,3-Dichloropropene	Pump	N	SW8260	11/13/2004	0.23	U	µg/L	0.23
34699	trans-1,3-Dichloropropene	Pump	N	SW8260	11/13/2004	0.25	U	µg/L	0.25

Data Qualifier Code Key:

*	Value exceeds Maximum Contaminant Level	I	Analyte detected below quantitation limits
S	Spike Recovery outside accepted recovery limits	U	Not Detected Above the MDL
V	Analyte detected in the associated Method Blank		

Tomoka LF GW Nov 2004

PARAMETER MONITORING REPORT

Ground Water (Rule 62-520.400,.420, .460)

Surface Water (Rule 62-302.500, .510, .503)

Leachate (Rule 62-701.510)

LAB Submission Number: F04110016

Sample Number: F04110016-033

Facility WACS:	64-00027540	**Sample Date/Time:**	11/3/2004 1:54:00 PM
Well/Sampling Point WACS:	15827	**Report Period:**	Tomoka Nov 04
Well/Sampling Point Name:	B66	**Well Purged:**	YES
Classification of Groundwater:	G-II	**Well Type:**	Compliance
Ground Water Elevation: (NGVD):	25.27		

Storet Code	Parameter Monitored	Sampling Method	Filtered Y/N	Analysis Method	Analysis Date	Analysis Result	Q	Units	Detection Limits
34371	Ethylbenzene	Pump	N	SW8260	11/13/2004	0.20	U	µg/L	0.20
77103	2-Hexanone	Pump	N	SW8260	11/13/2004	0.28	U	µg/L	0.28
77424	Iodomethane	Pump	N	SW8260	11/13/2004	0.52	U	µg/L	0.52
81596	4-Methyl-2-pentanone	Pump	N	SW8260	11/13/2004	0.26	U	µg/L	0.26
34423	Methylene chloride	Pump	N	SW8260	11/13/2004	2.0	U	µg/L	2.0
77128	Styrene	Pump	N	SW8260	11/13/2004	0.12	U	µg/L	0.12
77562	1,1,1,2-Tetrachloroethane	Pump	N	SW8260	11/13/2004	0.24	U	µg/L	0.24
34516	1,1,2,2-Tetrachloroethane	Pump	N	SW8260	11/13/2004	0.44	U	µg/L	0.44
34475	Tetrachloroethene	Pump	N	SW8260	11/13/2004	0.17	U	µg/L	0.17
34010	Toluene	Pump	N	SW8260	11/13/2004	0.35	U	µg/L	0.35
34506	1,1,1-Trichloroethane	Pump	N	SW8260	11/13/2004	0.33	U	µg/L	0.33
34511	1,1,2-Trichloroethane	Pump	N	SW8260	11/13/2004	0.17	U	µg/L	0.17
39180	Trichloroethene	Pump	N	SW8260	11/13/2004	0.27	U	µg/L	0.27
34488	Trichlorofluoromethane	Pump	N	SW8260	11/13/2004	0.50	U	µg/L	0.50
77443	1,2,3-Trichloropropane	Pump	N	SW8260	11/13/2004	0.24	U	µg/L	0.24
77057	Vinyl acetate	Pump	N	SW8260	11/13/2004	0.46	U	µg/L	0.46
39175	Vinyl chloride	Pump	N	SW8260	11/13/2004	0.43	U	µg/L	0.43
34020	Xylenes, Total	Pump	N	SW8260	11/13/2004	0.32	U	µg/L	0.32

Data Qualifier Code Key:

- * Value exceeds Maximum Contaminant Level
- S Spike Recovery outside accepted recovery limits
- V Analyte detected in the associated Method Blank
- I Analyte detected below quantitation limits
- U Not Detected Above the MDL

Tomoka LF GW Nov 2004

PARAMETER MONITORING REPORT

Ground Water (Rule 62-520.400,.420, .460)

Surface Water (Rule 62-302.500, .510, .503)

Leachate (Rule 62-701.510)

LAB Submission Number: F04110016

Sample Number: F04110016-034

Facility WACS:	64-00027540	**Sample Date/Time:**	11/3/2004 2:18:00 PM
Well/Sampling Point WACS:	15821	**Report Period:**	Tomoka Nov 04
Well/Sampling Point Name:	B62-1	**Well Purged:**	YES
Classification of Groundwater:	G-II	**Well Type:**	Compliance
Ground Water Elevation: (NGVD):	25.2		

Storet Code	Parameter Monitored	Sampling Method	Filtered Y/N	Analysis Method	Analysis Date	Analysis Result	Q	Units	Detection Limits
	FIELD								
	Conductivity	Pump	N	FLD	11/3/2004	890		umhos/c	
	Depth To Water	Pump	N	FLD	11/3/2004	14.53			
	Dissolved Oxygen	Pump	N	FLD	11/3/2004	1.41		mg/L	
	pH	Pump	N	FLD	11/3/2004	6.36		S.U.	
	Reference Elevation	Pump	N	FLD	11/3/2004	39.73			
	Temperature	Pump	N	FLD	11/3/2004	24.9		deg C	
	Turbidity	Pump	N	FLD	11/3/2004	12.1		NTU	
	INORGANICS								
70300	Solids, Total Dissolved	Pump	N	E160.1	11/3/2004	2000	*	mg/L	1.2
00940	Chloride	Pump	N	E300.0	11/5/2004	470	*	mg/L	0.72
00945	Sulfate	Pump	N	E300.0	11/5/2004	5.9	I	mg/L	1.0
00610	Nitrogen, Ammonia (As N)	Pump	N	E350.1	11/16/2004	99	*	mg/L	0.12
00620	Nitrogen, Nitrate	Pump	N	E353.2	11/5/2004	0.0042	U	mg/L	0.0042
	METALS								
01002	Arsenic	Pump	N	SW6010	11/5/2004	4.1	I	µg/L	2.8
01007	Barium	Pump	N	SW6010	11/5/2004	800		µg/L	0.23
01012	Beryllium	Pump	N	SW6010	11/5/2004	0.056	U	µg/L	0.056
01027	Cadmium	Pump	N	SW6010	11/5/2004	0.34	U	µg/L	0.34
01034	Chromium	Pump	N	SW6010	11/5/2004	8.4		µg/L	0.60
01037	Cobalt	Pump	N	SW6010	11/5/2004	26		µg/L	1.6
01042	Copper	Pump	N	SW6010	11/5/2004	1.1	I	µg/L	0.47
01045	Iron	Pump	N	SW6010	11/5/2004	50000	*V	µg/L	11
01051	Lead	Pump	N	SW6010	11/5/2004	2.2	U	µg/L	2.2
01067	Nickel	Pump	N	SW6010	11/5/2004	14		µg/L	1.0
01147	Selenium	Pump	N	SW6010	11/5/2004	3.1	U	µg/L	3.1
01077	Silver	Pump	N	SW6010	11/5/2004	0.93	U	µg/L	0.93
00929	Sodium	Pump	N	SW6010	11/5/2004	370000	*	µg/L	190
01087	Vanadium	Pump	N	SW6010	11/5/2004	9.2	I	µg/L	0.73
01092	Zinc	Pump	N	SW6010	11/5/2004	7.9	I	µg/L	3.5
	Antimony	Pump	N	SW6020	11/9/2004	0.40	U	µg/L	0.40

Data Qualifier Code Key:

- * Value exceeds Maximum Contaminant Level
- S Spike Recovery outside accepted recovery limits
- V Analyte detected in the associated Method Blank
- I Analyte detected below quantitation limits
- U Not Detected Above the MDL

Tomoka LF GW Nov 2004

PARAMETER MONITORING REPORT

Ground Water (Rule 62-520.400,.420, .460)

Surface Water (Rule 62-302.500, .510, .503)

Leachate (Rule 62-701.510)

LAB Submission Number: F04110016

Sample Number: F04110016-034

Facility WACS:	64-00027540	**Sample Date/Time:**	11/3/2004 2:18:00 PM
Well/Sampling Point WACS:	15821	**Report Period:**	Tomoka Nov 04
Well/Sampling Point Name:	B62-1	**Well Purged:**	YES
Classification of Groundwater:	G-II	**Well Type:**	Compliance
Ground Water Elevation: (NGVD):	25.2		

Storet Code	Parameter Monitored	Sampling Method	Filtered Y/N	Analysis Method	Analysis Date	Analysis Result	Q	Units	Detection Limits
	Thallium	Pump	N	SW6020	11/9/2004	0.12	IV	µg/L	0.12
71900	Mercury	Pump	N	SW7470	11/11/2004	0.012	U	µg/L	0.012
	ORGANICS								
49146	1,2-Dibromo-3-chloropropane	Pump	N	SW8011	11/18/2004	0.0014	U	µg/L	0.0014
77651	Ethylene Dibromide	Pump	N	SW8011	11/18/2004	0.0030	U	µg/L	0.0030
81552	Acetone	Pump	N	SW8260	11/13/2004	5.7	I	µg/L	3.7
34215	Acrylonitrile	Pump	N	SW8260	11/13/2004	2.2	U	µg/L	2.2
34030	Benzene	Pump	N	SW8260	11/13/2004	2.0	*	µg/L	0.23
73085	Bromochloromethane	Pump	N	SW8260	11/13/2004	0.21	U	µg/L	0.21
32101	Bromodichloromethane	Pump	N	SW8260	11/13/2004	0.26	U	µg/L	0.26
32104	Bromoform	Pump	N	SW8260	11/13/2004	0.28	U	µg/L	0.28
34413	Bromomethane	Pump	N	SW8260	11/13/2004	0.60	U	µg/L	0.60
81595	2-Butanone	Pump	N	SW8260	11/13/2004	1.8	U	µg/L	1.8
77041	Carbon disulfide	Pump	N	SW8260	11/13/2004	0.49	U	µg/L	0.49
32102	Carbon tetrachloride	Pump	N	SW8260	11/13/2004	0.29	U	µg/L	0.29
34301	Chlorobenzene	Pump	N	SW8260	11/13/2004	1.8		µg/L	0.15
34311	Chloroethane	Pump	N	SW8260	11/13/2004	0.51	U	µg/L	0.51
32106	Chloroform	Pump	N	SW8260	11/13/2004	0.23	U	µg/L	0.23
34418	Chloromethane	Pump	N	SW8260	11/13/2004	0.50	U	µg/L	0.50
32105	Dibromochloromethane	Pump	N	SW8260	11/13/2004	0.19	U	µg/L	0.19
77596	Dibromomethane	Pump	N	SW8260	11/13/2004	0.30	U	µg/L	0.30
77268	trans-1,4-Dichloro-2-butene	Pump	N	SW8260	11/13/2004	0.64	U	µg/L	0.64
34536	1,2-Dichlorobenzene	Pump	N	SW8260	11/13/2004	0.19	U	µg/L	0.19
34571	1,4-Dichlorobenzene	Pump	N	SW8260	11/13/2004	0.24	I	µg/L	0.19
34496	1,1-Dichloroethane	Pump	N	SW8260	11/13/2004	0.26	U	µg/L	0.26
34531	1,2-Dichloroethane	Pump	N	SW8260	11/13/2004	0.19	U	µg/L	0.19
34501	1,1-Dichloroethene	Pump	N	SW8260	11/13/2004	0.40	U	µg/L	0.40
77093	cis-1,2-Dichloroethene	Pump	N	SW8260	11/13/2004	0.17	U	µg/L	0.17
34546	trans-1,2-Dichloroethene	Pump	N	SW8260	11/13/2004	0.17	U	µg/L	0.17
34541	1,2-Dichloropropane	Pump	N	SW8260	11/13/2004	0.33	U	µg/L	0.33
34704	cis-1,3-Dichloropropene	Pump	N	SW8260	11/13/2004	0.23	U	µg/L	0.23
34699	trans-1,3-Dichloropropene	Pump	N	SW8260	11/13/2004	0.25	U	µg/L	0.25

Data Qualifier Code Key:

- * Value exceeds Maximum Contaminant Level
- S Spike Recovery outside accepted recovery limits
- V Analyte detected in the associated Method Blank
- I Analyte detected below quantitation limits
- U Not Detected Above the MDL

Tomoka LF GW Nov 2004

PARAMETER MONITORING REPORT

Ground Water (Rule 62-520.400,.420, .460)

Surface Water (Rule 62-302.500, .510, .503)

Leachate (Rule 62-701.510)

LAB Submission Number: F04110016

Sample Number: F04110016-034

Facility WACS:	64-00027540	**Sample Date/Time:**	11/3/2004 2:18:00 PM
Well/Sampling Point WACS:	15821	**Report Period:**	Tomoka Nov 04
Well/Sampling Point Name:	B62-1	**Well Purged:**	YES
Classification of Groundwater:	G-II	**Well Type:**	Compliance
Ground Water Elevation: (NGVD):	25.2		

Storet Code	Parameter Monitored	Sampling Method	Filtered Y/N	Analysis Method	Analysis Date	Analysis Result	Q	Units	Detection Limits
34371	Ethylbenzene	Pump	N	SW8260	11/13/2004	0.20	U	µg/L	0.20
77103	2-Hexanone	Pump	N	SW8260	11/13/2004	0.28	U	µg/L	0.28
77424	Iodomethane	Pump	N	SW8260	11/13/2004	0.52	U	µg/L	0.52
81596	4-Methyl-2-pentanone	Pump	N	SW8260	11/13/2004	0.26	U	µg/L	0.26
34423	Methylene chloride	Pump	N	SW8260	11/13/2004	2.0	U	µg/L	2.0
77128	Styrene	Pump	N	SW8260	11/13/2004	0.12	U	µg/L	0.12
77562	1,1,1,2-Tetrachloroethane	Pump	N	SW8260	11/13/2004	0.24	U	µg/L	0.24
34516	1,1,2,2-Tetrachloroethane	Pump	N	SW8260	11/13/2004	0.44	U	µg/L	0.44
34475	Tetrachloroethene	Pump	N	SW8260	11/13/2004	0.17	U	µg/L	0.17
34010	Toluene	Pump	N	SW8260	11/13/2004	0.35	U	µg/L	0.35
34506	1,1,1-Trichloroethane	Pump	N	SW8260	11/13/2004	0.33	U	µg/L	0.33
34511	1,1,2-Trichloroethane	Pump	N	SW8260	11/13/2004	0.17	U	µg/L	0.17
39180	Trichloroethene	Pump	N	SW8260	11/13/2004	0.27	U	µg/L	0.27
34488	Trichlorofluoromethane	Pump	N	SW8260	11/13/2004	0.50	U	µg/L	0.50
77443	1,2,3-Trichloropropane	Pump	N	SW8260	11/13/2004	0.24	U	µg/L	0.24
77057	Vinyl acetate	Pump	N	SW8260	11/13/2004	0.46	U	µg/L	0.46
39175	Vinyl chloride	Pump	N	SW8260	11/13/2004	0.43	U	µg/L	0.43
34020	Xylenes, Total	Pump	N	SW8260	11/13/2004	0.32	U	µg/L	0.32

Data Qualifier Code Key:

- * Value exceeds Maximum Contaminant Level
- S Spike Recovery outside accepted recovery limits
- V Analyte detected in the associated Method Blank
- I Analyte detected below quantitation limits
- U Not Detected Above the MDL

Tomoka LF GW Nov 2004
PARAMETER MONITORING REPORT
Ground Water (Rule 62-520.400,.420, .460)
Surface Water (Rule 62-302.500, .510, .503)
Leachate (Rule 62-701.510)
LAB Submission Number: F04110016
Sample Number: F04110016-035

Facility WACS:	64-00027540	**Sample Date/Time:**	11/3/2004 2:38:00 PM
Well/Sampling Point WACS:	15822	**Report Period:**	Tomoka Nov 04
Well/Sampling Point Name:	B62-2	**Well Purged:**	YES
Classification of Groundwater:	G-II	**Well Type:**	Compliance
Ground Water Elevation: (NGVD):	25.07		

Storet Code	Parameter Monitored	Sampling Method	Filtered Y/N	Analysis Method	Analysis Date	Analysis Result	Q	Units	Detection Limits
	FIELD								
	Conductivity	Pump	N	FLD	11/3/2004	2691		umhos/c	
	Depth To Water	Pump	N	FLD	11/3/2004	14.64			
	Dissolved Oxygen	Pump	N	FLD	11/3/2004	1.38		mg/L	
	pH	Pump	N	FLD	11/3/2004	6.37		S.U.	
	Reference Elevation	Pump	N	FLD	11/3/2004	39.71			
	Temperature	Pump	N	FLD	11/3/2004	25.6		deg C	
	Turbidity	Pump	N	FLD	11/3/2004	13.1		NTU	
	INORGANICS								
70300	Solids, Total Dissolved	Pump	N	E160.1	11/3/2004	1300	*	mg/L	1.2
00940	Chloride	Pump	N	E300.0	11/5/2004	90		mg/L	0.72
00945	Sulfate	Pump	N	E300.0	11/5/2004	66		mg/L	1.0
00610	Nitrogen, Ammonia (As N)	Pump	N	E350.1	11/16/2004	68	*	mg/L	0.060
00620	Nitrogen, Nitrate	Pump	N	E353.2	11/5/2004	0.0042	U	mg/L	0.0042
	METALS								
01002	Arsenic	Pump	N	SW6010	11/5/2004	13		µg/L	2.8
01007	Barium	Pump	N	SW6010	11/5/2004	170		µg/L	0.23
01012	Beryllium	Pump	N	SW6010	11/5/2004	0.088	I	µg/L	0.056
01027	Cadmium	Pump	N	SW6010	11/5/2004	0.34	U	µg/L	0.34
01034	Chromium	Pump	N	SW6010	11/5/2004	3.9	I	µg/L	0.60
01037	Cobalt	Pump	N	SW6010	11/5/2004	22		µg/L	1.6
01042	Copper	Pump	N	SW6010	11/5/2004	0.60	I	µg/L	0.47
01045	Iron	Pump	N	SW6010	11/5/2004	35000	*V	µg/L	11
01051	Lead	Pump	N	SW6010	11/5/2004	2.2	U	µg/L	2.2
01067	Nickel	Pump	N	SW6010	11/5/2004	5.8		µg/L	1.0
01147	Selenium	Pump	N	SW6010	11/5/2004	3.1	U	µg/L	3.1
01077	Silver	Pump	N	SW6010	11/5/2004	0.93	U	µg/L	0.93
00929	Sodium	Pump	N	SW6010	11/5/2004	170000	*	µg/L	190
01087	Vanadium	Pump	N	SW6010	11/5/2004	17		µg/L	0.73
01092	Zinc	Pump	N	SW6010	11/5/2004	11	I	µg/L	3.5
	Antimony	Pump	N	SW6020	11/9/2004	0.40	U	µg/L	0.40

Data Qualifier Code Key:

*	Value exceeds Maximum Contaminant Level	I	Analyte detected below quantitation limits
S	Spike Recovery outside accepted recovery limits	U	Not Detected Above the MDL
V	Analyte detected in the associated Method Blank		

Tomoka LF GW Nov 2004

PARAMETER MONITORING REPORT

Ground Water (Rule 62-520.400,.420, .460)

Surface Water (Rule 62-302.500, .510, .503)

Leachate (Rule 62-701.510)

LAB Submission Number: F04110016

Sample Number: F04110016-035

Facility WACS:	64-00027540	**Sample Date/Time:**	11/3/2004 2:38:00 PM
Well/Sampling Point WACS:	15822	**Report Period:**	Tomoka Nov 04
Well/Sampling Point Name:	B62-2	**Well Purged:**	YES
Classification of Groundwater:	G-II	**Well Type:**	Compliance
Ground Water Elevation: (NGVD):	25.07		

Storet Code	Parameter Monitored	Sampling Method	Filtered Y/N	Analysis Method	Analysis Date	Analysis Result	Q	Units	Detection Limits
	Thallium	Pump	N	SW6020	11/9/2004	0.12	U	µg/L	0.12
71900	Mercury	Pump	N	SW7470	11/11/2004	0.012	U	µg/L	0.012
	ORGANICS								
49146	1,2-Dibromo-3-chloropropane	Pump	N	SW8011	11/18/2004	0.0014	U	µg/L	0.0014
77651	Ethylene Dibromide	Pump	N	SW8011	11/18/2004	0.0030	U	µg/L	0.0030
81552	Acetone	Pump	N	SW8260	11/13/2004	4.5	I	µg/L	3.7
34215	Acrylonitrile	Pump	N	SW8260	11/13/2004	2.2	U	µg/L	2.2
34030	Benzene	Pump	N	SW8260	11/13/2004	0.23	U	µg/L	0.23
73085	Bromochloromethane	Pump	N	SW8260	11/13/2004	0.21	U	µg/L	0.21
32101	Bromodichloromethane	Pump	N	SW8260	11/13/2004	0.26	U	µg/L	0.26
32104	Bromoform	Pump	N	SW8260	11/13/2004	0.28	U	µg/L	0.28
34413	Bromomethane	Pump	N	SW8260	11/13/2004	0.60	U	µg/L	0.60
81595	2-Butanone	Pump	N	SW8260	11/13/2004	1.8	U	µg/L	1.8
77041	Carbon disulfide	Pump	N	SW8260	11/13/2004	0.49	U	µg/L	0.49
32102	Carbon tetrachloride	Pump	N	SW8260	11/13/2004	0.29	U	µg/L	0.29
34301	Chlorobenzene	Pump	N	SW8260	11/13/2004	2.3		µg/L	0.15
34311	Chloroethane	Pump	N	SW8260	11/13/2004	0.51	U	µg/L	0.51
32106	Chloroform	Pump	N	SW8260	11/13/2004	0.23	U	µg/L	0.23
34418	Chloromethane	Pump	N	SW8260	11/13/2004	0.50	U	µg/L	0.50
32105	Dibromochloromethane	Pump	N	SW8260	11/13/2004	0.19	U	µg/L	0.19
77596	Dibromomethane	Pump	N	SW8260	11/13/2004	0.30	U	µg/L	0.30
77268	trans-1,4-Dichloro-2-butene	Pump	N	SW8260	11/13/2004	0.64	U	µg/L	0.64
34536	1,2-Dichlorobenzene	Pump	N	SW8260	11/13/2004	0.19	U	µg/L	0.19
34571	1,4-Dichlorobenzene	Pump	N	SW8260	11/13/2004	0.44	I	µg/L	0.19
34496	1,1-Dichloroethane	Pump	N	SW8260	11/13/2004	0.26	U	µg/L	0.26
34531	1,2-Dichloroethane	Pump	N	SW8260	11/13/2004	0.19	U	µg/L	0.19
34501	1,1-Dichloroethene	Pump	N	SW8260	11/13/2004	0.40	U	µg/L	0.40
77093	cis-1,2-Dichloroethene	Pump	N	SW8260	11/13/2004	0.17	U	µg/L	0.17
34546	trans-1,2-Dichloroethene	Pump	N	SW8260	11/13/2004	0.17	U	µg/L	0.17
34541	1,2-Dichloropropane	Pump	N	SW8260	11/13/2004	0.33	U	µg/L	0.33
34704	cis-1,3-Dichloropropene	Pump	N	SW8260	11/13/2004	0.23	U	µg/L	0.23
34699	trans-1,3-Dichloropropene	Pump	N	SW8260	11/13/2004	0.25	U	µg/L	0.25

Data Qualifier Code Key:

- * Value exceeds Maximum Contaminant Level
- S Spike Recovery outside accepted recovery limits
- V Analyte detected in the associated Method Blank
- I Analyte detected below quantitation limits
- U Not Detected Above the MDL

Tomoka LF GW Nov 2004

PARAMETER MONITORING REPORT

Ground Water (Rule 62-520.400,.420, .460)

Surface Water (Rule 62-302.500, .510, .503)

Leachate (Rule 62-701.510)

LAB Submission Number: F04110016

Sample Number: F04110016-035

Facility WACS:	64-00027540	**Sample Date/Time:**	11/3/2004 2:38:00 PM
Well/Sampling Point WACS:	15822	**Report Period:**	Tomoka Nov 04
Well/Sampling Point Name:	B62-2	**Well Purged:**	YES
Classification of Groundwater:	G-II	**Well Type:**	Compliance
Ground Water Elevation: (NGVD):	25.07		

Storet Code	Parameter Monitored	Sampling Method	Filtered Y/N	Analysis Method	Analysis Date	Analysis Result	Q	Units	Detection Limits
34371	Ethylbenzene	Pump	N	SW8260	11/13/2004	0.26	I	µg/L	0.20
77103	2-Hexanone	Pump	N	SW8260	11/13/2004	0.28	U	µg/L	0.28
77424	Iodomethane	Pump	N	SW8260	11/13/2004	0.52	U	µg/L	0.52
81596	4-Methyl-2-pentanone	Pump	N	SW8260	11/13/2004	0.26	U	µg/L	0.26
34423	Methylene chloride	Pump	N	SW8260	11/13/2004	2.0	U	µg/L	2.0
77128	Styrene	Pump	N	SW8260	11/13/2004	0.12	U	µg/L	0.12
77562	1,1,1,2-Tetrachloroethane	Pump	N	SW8260	11/13/2004	0.24	U	µg/L	0.24
34516	1,1,2,2-Tetrachloroethane	Pump	N	SW8260	11/13/2004	0.44	U	µg/L	0.44
34475	Tetrachloroethene	Pump	N	SW8260	11/13/2004	0.17	U	µg/L	0.17
34010	Toluene	Pump	N	SW8260	11/13/2004	0.35	U	µg/L	0.35
34506	1,1,1-Trichloroethane	Pump	N	SW8260	11/13/2004	0.33	U	µg/L	0.33
34511	1,1,2-Trichloroethane	Pump	N	SW8260	11/13/2004	0.17	U	µg/L	0.17
39180	Trichloroethene	Pump	N	SW8260	11/13/2004	0.27	U	µg/L	0.27
34488	Trichlorofluoromethane	Pump	N	SW8260	11/13/2004	0.50	U	µg/L	0.50
77443	1,2,3-Trichloropropane	Pump	N	SW8260	11/13/2004	0.24	U	µg/L	0.24
77057	Vinyl acetate	Pump	N	SW8260	11/13/2004	0.46	U	µg/L	0.46
39175	Vinyl chloride	Pump	N	SW8260	11/13/2004	0.43	U	µg/L	0.43
34020	Xylenes, Total	Pump	N	SW8260	11/13/2004	0.37	I	µg/L	0.32

Data Qualifier Code Key:

- * Value exceeds Maximum Contaminant Level
- S Spike Recovery outside accepted recovery limits
- V Analyte detected in the associated Method Blank
- I Analyte detected below quantitation limits
- U Not Detected Above the MDL

Tomoka LF GW Nov 2004

PARAMETER MONITORING REPORT

Ground Water (Rule 62-520.400,.420, .460)

Surface Water (Rule 62-302.500, .510, .503)

Leachate (Rule 62-701.510)

LAB Submission Number: F04110016

Sample Number: F04110016-036

Facility WACS:	64-00027540	**Sample Date/Time:**	11/3/2004 2:59:00 PM
Well/Sampling Point WACS:	15820	**Report Period:**	Tomoka Nov 04
Well/Sampling Point Name:	B61	**Well Purged:**	YES
Classification of Groundwater:	G-II	**Well Type:**	Compliance
Ground Water Elevation: (NGVD):	23.82		

Storet Code	Parameter Monitored	Sampling Method	Filtered Y/N	Analysis Method	Analysis Date	Analysis Result	Q	Units	Detection Limits
	FIELD								
	Conductivity	Pump	N	FLD	11/3/2004	1816		umhos/c	
	Depth To Water	Pump	N	FLD	11/3/2004	16.00			
	Dissolved Oxygen	Pump	N	FLD	11/3/2004	1.41		mg/L	
	pH	Pump	N	FLD	11/3/2004	6.80		S.U.	
	Reference Elevation	Pump	N	FLD	11/3/2004	39.82			
	Temperature	Pump	N	FLD	11/3/2004	26.1		deg C	
	Turbidity	Pump	N	FLD	11/3/2004	37.1		NTU	
	INORGANICS								
70300	Solids, Total Dissolved	Pump	N	E160.1	11/3/2004	960	*	mg/L	1.2
00940	Chloride	Pump	N	E300.0	11/5/2004	45		mg/L	0.36
00945	Sulfate	Pump	N	E300.0	11/5/2004	130		mg/L	0.51
00610	Nitrogen, Ammonia (As N)	Pump	N	E350.1	11/16/2004	30	*	mg/L	0.12
00620	Nitrogen, Nitrate	Pump	N	E353.2	11/5/2004	0.025	IV	mg/L	0.0042
	METALS								
01002	Arsenic	Pump	N	SW6010	11/5/2004	2.8	U	µg/L	2.8
01007	Barium	Pump	N	SW6010	11/5/2004	250		µg/L	0.23
01012	Beryllium	Pump	N	SW6010	11/5/2004	0.27	I	µg/L	0.056
01027	Cadmium	Pump	N	SW6010	11/5/2004	0.34	U	µg/L	0.34
01034	Chromium	Pump	N	SW6010	11/5/2004	15		µg/L	0.60
01037	Cobalt	Pump	N	SW6010	11/5/2004	17		µg/L	1.6
01042	Copper	Pump	N	SW6010	11/5/2004	6.1		µg/L	0.47
01045	Iron	Pump	N	SW6010	11/5/2004	14000	*V	µg/L	11
01051	Lead	Pump	N	SW6010	11/5/2004	7.7	I	µg/L	2.2
01067	Nickel	Pump	N	SW6010	11/5/2004	5.7		µg/L	1.0
01147	Selenium	Pump	N	SW6010	11/5/2004	3.1	U	µg/L	3.1
01077	Silver	Pump	N	SW6010	11/5/2004	0.93	U	µg/L	0.93
00929	Sodium	Pump	N	SW6010	11/5/2004	97000		µg/L	190
01087	Vanadium	Pump	N	SW6010	11/5/2004	26		µg/L	0.73
01092	Zinc	Pump	N	SW6010	11/5/2004	13	I	µg/L	3.5
	Antimony	Pump	N	SW6020	11/9/2004	0.40	U	µg/L	0.40

Data Qualifier Code Key:

- * Value exceeds Maximum Contaminant Level
- S Spike Recovery outside accepted recovery limits
- V Analyte detected in the associated Method Blank
- I Analyte detected below quantitation limits
- U Not Detected Above the MDL

Tomoka LF GW Nov 2004

PARAMETER MONITORING REPORT

Ground Water (Rule 62-520.400,.420, .460)

Surface Water (Rule 62-302.500, .510, .503)

Leachate (Rule 62-701.510)

LAB Submission Number: F04110016

Sample Number: F04110016-036

Facility WACS:	64-00027540	**Sample Date/Time:**	11/3/2004 2:59:00 PM
Well/Sampling Point WACS:	15820	**Report Period:**	Tomoka Nov 04
Well/Sampling Point Name:	B61	**Well Purged:**	YES
Classification of Groundwater:	G-II	**Well Type:**	Compliance
Ground Water Elevation: (NGVD):	23.82		

Storet Code	Parameter Monitored	Sampling Method	Filtered Y/N	Analysis Method	Analysis Date	Analysis Result	Q	Units	Detection Limits
	Thallium	Pump	N	SW6020	11/9/2004	0.15	IV	µg/L	0.12
71900	Mercury	Pump	N	SW7470	11/11/2004	0.040	I	µg/L	0.012
	ORGANICS								
49146	1,2-Dibromo-3-chloropropane	Pump	N	SW8011	11/18/2004	0.0014	U	µg/L	0.0014
77651	Ethylene Dibromide	Pump	N	SW8011	11/18/2004	0.0030	U	µg/L	0.0030
81552	Acetone	Pump	N	SW8260	11/13/2004	3.7	U	µg/L	3.7
34215	Acrylonitrile	Pump	N	SW8260	11/13/2004	2.2	U	µg/L	2.2
34030	Benzene	Pump	N	SW8260	11/13/2004	0.23	U	µg/L	0.23
73085	Bromochloromethane	Pump	N	SW8260	11/13/2004	0.21	U	µg/L	0.21
32101	Bromodichloromethane	Pump	N	SW8260	11/13/2004	0.26	U	µg/L	0.26
32104	Bromoform	Pump	N	SW8260	11/13/2004	0.28	U	µg/L	0.28
34413	Bromomethane	Pump	N	SW8260	11/13/2004	0.60	U	µg/L	0.60
81595	2-Butanone	Pump	N	SW8260	11/13/2004	1.8	U	µg/L	1.8
77041	Carbon disulfide	Pump	N	SW8260	11/13/2004	0.49	U	µg/L	0.49
32102	Carbon tetrachloride	Pump	N	SW8260	11/13/2004	0.29	U	µg/L	0.29
34301	Chlorobenzene	Pump	N	SW8260	11/13/2004	0.91	I	µg/L	0.15
34311	Chloroethane	Pump	N	SW8260	11/13/2004	0.51	U	µg/L	0.51
32106	Chloroform	Pump	N	SW8260	11/13/2004	0.23	U	µg/L	0.23
34418	Chloromethane	Pump	N	SW8260	11/13/2004	0.50	U	µg/L	0.50
32105	Dibromochloromethane	Pump	N	SW8260	11/13/2004	0.19	U	µg/L	0.19
77596	Dibromomethane	Pump	N	SW8260	11/13/2004	0.30	U	µg/L	0.30
77268	trans-1,4-Dichloro-2-butene	Pump	N	SW8260	11/13/2004	0.64	U	µg/L	0.64
34536	1,2-Dichlorobenzene	Pump	N	SW8260	11/13/2004	0.19	U	µg/L	0.19
34571	1,4-Dichlorobenzene	Pump	N	SW8260	11/13/2004	0.69	I	µg/L	0.19
34496	1,1-Dichloroethane	Pump	N	SW8260	11/13/2004	0.26	U	µg/L	0.26
34531	1,2-Dichloroethane	Pump	N	SW8260	11/13/2004	0.19	U	µg/L	0.19
34501	1,1-Dichloroethene	Pump	N	SW8260	11/13/2004	0.40	U	µg/L	0.40
77093	cis-1,2-Dichloroethene	Pump	N	SW8260	11/13/2004	0.17	U	µg/L	0.17
34546	trans-1,2-Dichloroethene	Pump	N	SW8260	11/13/2004	0.17	U	µg/L	0.17
34541	1,2-Dichloropropane	Pump	N	SW8260	11/13/2004	0.33	U	µg/L	0.33
34704	cis-1,3-Dichloropropene	Pump	N	SW8260	11/13/2004	0.23	U	µg/L	0.23
34699	trans-1,3-Dichloropropene	Pump	N	SW8260	11/13/2004	0.25	U	µg/L	0.25

Data Qualifier Code Key:

- * Value exceeds Maximum Contaminant Level
- S Spike Recovery outside accepted recovery limits
- V Analyte detected in the associated Method Blank
- I Analyte detected below quantitation limits
- U Not Detected Above the MDL

Tomoka LF GW Nov 2004

PARAMETER MONITORING REPORT

Ground Water (Rule 62-520.400,.420, .460)

Surface Water (Rule 62-302.500, .510, .503)

Leachate (Rule 62-701.510)

LAB Submission Number: F04110016

Sample Number: F04110016-036

Facility WACS:	64-00027540	**Sample Date/Time:**	11/3/2004 2:59:00 PM
Well/Sampling Point WACS:	15820	**Report Period:**	Tomoka Nov 04
Well/Sampling Point Name:	B61	**Well Purged:**	YES
Classification of Groundwater:	G-II	**Well Type:**	Compliance
Ground Water Elevation: (NGVD):	23.82		

Storet Code	Parameter Monitored	Sampling Method	Filtered Y/N	Analysis Method	Analysis Date	Analysis Result	Q	Units	Detection Limits
34371	Ethylbenzene	Pump	N	SW8260	11/13/2004	0.20	U	µg/L	0.20
77103	2-Hexanone	Pump	N	SW8260	11/13/2004	0.28	U	µg/L	0.28
77424	Iodomethane	Pump	N	SW8260	11/13/2004	0.52	U	µg/L	0.52
81596	4-Methyl-2-pentanone	Pump	N	SW8260	11/13/2004	0.26	U	µg/L	0.26
34423	Methylene chloride	Pump	N	SW8260	11/13/2004	2.0	U	µg/L	2.0
77128	Styrene	Pump	N	SW8260	11/13/2004	0.12	U	µg/L	0.12
77562	1,1,1,2-Tetrachloroethane	Pump	N	SW8260	11/13/2004	0.24	U	µg/L	0.24
34516	1,1,2,2-Tetrachloroethane	Pump	N	SW8260	11/13/2004	0.44	U	µg/L	0.44
34475	Tetrachloroethene	Pump	N	SW8260	11/13/2004	0.17	U	µg/L	0.17
34010	Toluene	Pump	N	SW8260	11/13/2004	0.35	U	µg/L	0.35
34506	1,1,1-Trichloroethane	Pump	N	SW8260	11/13/2004	0.33	U	µg/L	0.33
34511	1,1,2-Trichloroethane	Pump	N	SW8260	11/13/2004	0.17	U	µg/L	0.17
39180	Trichloroethene	Pump	N	SW8260	11/13/2004	0.27	U	µg/L	0.27
34488	Trichlorofluoromethane	Pump	N	SW8260	11/13/2004	0.50	U	µg/L	0.50
77443	1,2,3-Trichloropropane	Pump	N	SW8260	11/13/2004	0.24	U	µg/L	0.24
77057	Vinyl acetate	Pump	N	SW8260	11/13/2004	0.46	U	µg/L	0.46
39175	Vinyl chloride	Pump	N	SW8260	11/13/2004	0.43	U	µg/L	0.43
34020	Xylenes, Total	Pump	N	SW8260	11/13/2004	0.32	U	µg/L	0.32

Data Qualifier Code Key:

- * Value exceeds Maximum Contaminant Level
- S Spike Recovery outside accepted recovery limits
- V Analyte detected in the associated Method Blank
- I Analyte detected below quantitation limits
- U Not Detected Above the MDL

Tomoka LF GW Nov 2004

PARAMETER MONITORING REPORT

Ground Water (Rule 62-520.400,.420, .460)

Surface Water (Rule 62-302.500, .510, .503)

Leachate (Rule 62-701.510)

LAB Submission Number: F04110016

Sample Number: F04110016-037

Facility WACS:	64-00027540	**Sample Date/Time:**	11/4/2004 10:00:00 AM
Well/Sampling Point WACS:		**Report Period:**	Tomoka Nov 04
Well/Sampling Point Name:	Eq Blank	**Well Purged:**	YES
Classification of Groundwater:	G-II	**Well Type:**	
Ground Water Elevation: (NGVD):			

Storet Code	Parameter Monitored	Sampling Method	Filtered Y/N	Analysis Method	Analysis Date	Analysis Result	Q	Units	Detection Limits
	INORGANICS								
70300	Solids, Total Dissolved		N	E160.1	11/5/2004	1.2	U	mg/L	1.2
00940	Chloride		N	E300.0	11/6/2004	0.036	U	mg/L	0.036
00945	Sulfate		N	E300.0	11/6/2004	0.051	U	mg/L	0.051
00610	Nitrogen, Ammonia (As N)		N	E350.1	11/16/2004	0.017	I	mg/L	0.012
00620	Nitrogen, Nitrate		N	E353.2	11/4/2004	0.0042	U	mg/L	0.0042
	METALS								
01002	Arsenic		N	SW6010	11/5/2004	2.8	U	µg/L	2.8
01007	Barium		N	SW6010	11/5/2004	0.23	U	µg/L	0.23
01012	Beryllium		N	SW6010	11/5/2004	0.056	U	µg/L	0.056
01027	Cadmium		N	SW6010	11/5/2004	0.34	U	µg/L	0.34
01034	Chromium		N	SW6010	11/5/2004	0.60	U	µg/L	0.60
01037	Cobalt		N	SW6010	11/5/2004	1.6	U	µg/L	1.6
01042	Copper		N	SW6010	11/5/2004	0.47	U	µg/L	0.47
01045	Iron		N	SW6010	11/5/2004	11	U	µg/L	11
01051	Lead		N	SW6010	11/5/2004	2.2	U	µg/L	2.2
01067	Nickel		N	SW6010	11/5/2004	1.0	U	µg/L	1.0
01147	Selenium		N	SW6010	11/5/2004	3.1	U	µg/L	3.1
01077	Silver		N	SW6010	11/5/2004	0.93	U	µg/L	0.93
00929	Sodium		N	SW6010	11/5/2004	190	U	µg/L	190
01087	Vanadium		N	SW6010	11/5/2004	0.73	U	µg/L	0.73
01092	Zinc		N	SW6010	11/5/2004	3.5	U	µg/L	3.5
	Antimony		N	SW6020	11/9/2004	0.40	U	µg/L	0.40
	Thallium		N	SW6020	11/9/2004	0.12	U	µg/L	0.12
71900	Mercury		N	SW7470	11/11/2004	0.012	U	µg/L	0.012
	ORGANICS								
49146	1,2-Dibromo-3-chloropropane		N	SW8011	11/18/2004	0.0014	U	µg/L	0.0014
77651	Ethylene Dibromide		N	SW8011	11/18/2004	0.0030	U	µg/L	0.0030
81552	Acetone		N	SW8260	11/13/2004	3.7	U	µg/L	3.7
34215	Acrylonitrile		N	SW8260	11/13/2004	2.2	U	µg/L	2.2
34030	Benzene		N	SW8260	11/13/2004	0.23	U	µg/L	0.23

Data Qualifier Code Key:

- * Value exceeds Maximum Contaminant Level
- S Spike Recovery outside accepted recovery limits
- V Analyte detected in the associated Method Blank
- I Analyte detected below quantitation limits
- U Not Detected Above the MDL

Tomoka LF GW Nov 2004

PARAMETER MONITORING REPORT

Ground Water (Rule 62-520.400,.420, .460)

Surface Water (Rule 62-302.500, .510, .503)

Leachate (Rule 62-701.510)

LAB Submission Number: F04110016

Sample Number: F04110016-037

Facility WACS:	64-00027540	**Sample Date/Time:**	11/4/2004 10:00:00 AM
Well/Sampling Point WACS:		**Report Period:**	Tomoka Nov 04
Well/Sampling Point Name:	Eq Blank	**Well Purged:**	YES
Classification of Groundwater:	G-II	**Well Type:**	
Ground Water Elevation: (NGVD):			

Storet Code	Parameter Monitored	Sampling Method	Filtered Y/N	Analysis Method	Analysis Date	Analysis Result	Q	Units	Detection Limits
73085	Bromochloromethane		N	SW8260	11/13/2004	0.21	U	µg/L	0.21
32101	Bromodichloromethane		N	SW8260	11/13/2004	0.26	U	µg/L	0.26
32104	Bromoform		N	SW8260	11/13/2004	0.28	U	µg/L	0.28
34413	Bromomethane		N	SW8260	11/13/2004	0.60	U	µg/L	0.60
81595	2-Butanone		N	SW8260	11/13/2004	1.8	U	µg/L	1.8
77041	Carbon disulfide		N	SW8260	11/13/2004	0.49	U	µg/L	0.49
32102	Carbon tetrachloride		N	SW8260	11/13/2004	0.29	U	µg/L	0.29
34301	Chlorobenzene		N	SW8260	11/13/2004	0.15	U	µg/L	0.15
34311	Chloroethane		N	SW8260	11/13/2004	0.51	U	µg/L	0.51
32106	Chloroform		N	SW8260	11/13/2004	0.23	U	µg/L	0.23
34418	Chloromethane		N	SW8260	11/13/2004	0.50	U	µg/L	0.50
32105	Dibromochloromethane		N	SW8260	11/13/2004	0.19	U	µg/L	0.19
77596	Dibromomethane		N	SW8260	11/13/2004	0.30	U	µg/L	0.30
77268	trans-1,4-Dichloro-2-butene		N	SW8260	11/13/2004	0.64	U	µg/L	0.64
34536	1,2-Dichlorobenzene		N	SW8260	11/13/2004	0.19	U	µg/L	0.19
34571	1,4-Dichlorobenzene		N	SW8260	11/13/2004	0.19	U	µg/L	0.19
34496	1,1-Dichloroethane		N	SW8260	11/13/2004	0.26	U	µg/L	0.26
34531	1,2-Dichloroethane		N	SW8260	11/13/2004	0.19	U	µg/L	0.19
34501	1,1-Dichloroethene		N	SW8260	11/13/2004	0.40	U	µg/L	0.40
77093	cis-1,2-Dichloroethene		N	SW8260	11/13/2004	0.17	U	µg/L	0.17
34546	trans-1,2-Dichloroethene		N	SW8260	11/13/2004	0.17	U	µg/L	0.17
34541	1,2-Dichloropropane		N	SW8260	11/13/2004	0.33	U	µg/L	0.33
34704	cis-1,3-Dichloropropene		N	SW8260	11/13/2004	0.23	U	µg/L	0.23
34699	trans-1,3-Dichloropropene		N	SW8260	11/13/2004	0.25	U	µg/L	0.25
34371	Ethylbenzene		N	SW8260	11/13/2004	0.20	U	µg/L	0.20
77103	2-Hexanone		N	SW8260	11/13/2004	0.28	U	µg/L	0.28
77424	Iodomethane		N	SW8260	11/13/2004	0.52	U	µg/L	0.52
81596	4-Methyl-2-pentanone		N	SW8260	11/13/2004	0.26	U	µg/L	0.26
34423	Methylene chloride		N	SW8260	11/13/2004	2.0	U	µg/L	2.0
77128	Styrene		N	SW8260	11/13/2004	0.12	U	µg/L	0.12
77562	1,1,1,2-Tetrachloroethane		N	SW8260	11/13/2004	0.24	U	µg/L	0.24
34516	1,1,2,2-Tetrachloroethane		N	SW8260	11/13/2004	0.44	U	µg/L	0.44
34475	Tetrachloroethene		N	SW8260	11/13/2004	0.17	U	µg/L	0.17

Data Qualifier Code Key:

- * Value exceeds Maximum Contaminant Level
- S Spike Recovery outside accepted recovery limits
- V Analyte detected in the associated Method Blank
- I Analyte detected below quantitation limits
- U Not Detected Above the MDL

Tomoka LF GW Nov 2004

PARAMETER MONITORING REPORT

Ground Water (Rule 62-520.400,.420, .460)

Surface Water (Rule 62-302.500, .510, .503)

Leachate (Rule 62-701.510)

LAB Submission Number: F04110016

Sample Number: F04110016-037

Facility WACS:	64-00027540	**Sample Date/Time:**	11/4/2004 10:00:00 AM
Well/Sampling Point WACS:		**Report Period:**	Tomoka Nov 04
Well/Sampling Point Name:	Eq Blank	**Well Purged:**	YES
Classification of Groundwater:	G-II	**Well Type:**	
Ground Water Elevation: (NGVD):			

Storet Code	Parameter Monitored	Sampling Method	Filtered Y/N	Analysis Method	Analysis Date	Analysis Result	Q	Units	Detection Limits
34010	Toluene		N	SW8260	11/13/2004	0.35	U	µg/L	0.35
34506	1,1,1-Trichloroethane		N	SW8260	11/13/2004	0.33	U	µg/L	0.33
34511	1,1,2-Trichloroethane		N	SW8260	11/13/2004	0.17	U	µg/L	0.17
39180	Trichloroethene		N	SW8260	11/13/2004	0.27	U	µg/L	0.27
34488	Trichlorofluoromethane		N	SW8260	11/13/2004	0.50	U	µg/L	0.50
77443	1,2,3-Trichloropropane		N	SW8260	11/13/2004	0.24	U	µg/L	0.24
77057	Vinyl acetate		N	SW8260	11/13/2004	0.46	U	µg/L	0.46
39175	Vinyl chloride		N	SW8260	11/13/2004	0.43	U	µg/L	0.43
34020	Xylenes, Total		N	SW8260	11/13/2004	0.32	U	µg/L	0.32

Data Qualifier Code Key:

*	Value exceeds Maximum Contaminant Level	I	Analyte detected below quantitation limits
S	Spike Recovery outside accepted recovery limits	U	Not Detected Above the MDL
V	Analyte detected in the associated Method Blank		

Tomoka LF GW Nov 2004

PARAMETER MONITORING REPORT

Ground Water (Rule 62-520.400,.420, .460)

Surface Water (Rule 62-302.500, .510, .503)

Leachate (Rule 62-701.510)

LAB Submission Number: F04110016

Sample Number: F04110016-038

Facility WACS:	64-00027540	**Sample Date/Time:**	11/4/2004 10:23:00 AM
Well/Sampling Point WACS:	15810	**Report Period:**	Tomoka Nov 04
Well/Sampling Point Name:	B43-1	**Well Purged:**	YES
Classification of Groundwater:	G-II	**Well Type:**	Compliance
Ground Water Elevation: (NGVD):	23.17		

Storet Code	Parameter Monitored	Sampling Method	Filtered Y/N	Analysis Method	Analysis Date	Analysis Result	Q	Units	Detection Limits
	FIELD								
	Conductivity	Pump	N	FLD	11/4/2004	1278		umhos/c	
	Depth To Water	Pump	N	FLD	11/4/2004	4.90			
	Dissolved Oxygen	Pump	N	FLD	11/4/2004	1.36		mg/L	
	pH	Pump	N	FLD	11/4/2004	5.90		S.U.	
	Reference Elevation	Pump	N	FLD	11/4/2004	28.07			
	Temperature	Pump	N	FLD	11/4/2004	23.1		deg C	
	Turbidity	Pump	N	FLD	11/4/2004	5.04		NTU	
	INORGANICS								
70300	Solids, Total Dissolved	Pump	N	E160.1	11/5/2004	540	*	mg/L	1.2
00940	Chloride	Pump	N	E300.0	11/6/2004	79		mg/L	0.18
00945	Sulfate	Pump	N	E300.0	11/6/2004	0.26	U	mg/L	0.26
00610	Nitrogen, Ammonia (As N)	Pump	N	E350.1	11/16/2004	8.4	*	mg/L	0.012
00620	Nitrogen, Nitrate	Pump	N	E353.2	11/4/2004	0.0042	U	mg/L	0.0042
	METALS								
01002	Arsenic	Pump	N	SW6010	11/5/2004	2.8	U	µg/L	2.8
01007	Barium	Pump	N	SW6010	11/5/2004	230		µg/L	0.23
01012	Beryllium	Pump	N	SW6010	11/5/2004	0.099	I	µg/L	0.056
01027	Cadmium	Pump	N	SW6010	11/5/2004	0.34	U	µg/L	0.34
01034	Chromium	Pump	N	SW6010	11/5/2004	0.60	U	µg/L	0.60
01037	Cobalt	Pump	N	SW6010	11/5/2004	4.7	I	µg/L	1.6
01042	Copper	Pump	N	SW6010	11/5/2004	0.69	I	µg/L	0.47
01045	Iron	Pump	N	SW6010	11/5/2004	32000	*V	µg/L	11
01051	Lead	Pump	N	SW6010	11/5/2004	2.2	U	µg/L	2.2
01067	Nickel	Pump	N	SW6010	11/5/2004	1.0	I	µg/L	1.0
01147	Selenium	Pump	N	SW6010	11/5/2004	3.1	U	µg/L	3.1
01077	Silver	Pump	N	SW6010	11/5/2004	0.93	U	µg/L	0.93
00929	Sodium	Pump	N	SW6010	11/5/2004	100000		µg/L	190
01087	Vanadium	Pump	N	SW6010	11/5/2004	6.2	I	µg/L	0.73
01092	Zinc	Pump	N	SW6010	11/5/2004	3.5	U	µg/L	3.5
	Antimony	Pump	N	SW6020	11/9/2004	0.40	U	µg/L	0.40

Data Qualifier Code Key:

- * Value exceeds Maximum Contaminant Level
- S Spike Recovery outside accepted recovery limits
- V Analyte detected in the associated Method Blank
- I Analyte detected below quantitation limits
- U Not Detected Above the MDL

Tomoka LF GW Nov 2004

PARAMETER MONITORING REPORT

Ground Water (Rule 62-520.400,.420, .460)

Surface Water (Rule 62-302.500, .510, .503)

Leachate (Rule 62-701.510)

LAB Submission Number: F04110016

Sample Number: F04110016-038

Facility WACS:	64-00027540	**Sample Date/Time:**	11/4/2004 10:23:00 AM
Well/Sampling Point WACS:	15810	**Report Period:**	Tomoka Nov 04
Well/Sampling Point Name:	B43-1	**Well Purged:**	YES
Classification of Groundwater:	G-II	**Well Type:**	Compliance
Ground Water Elevation: (NGVD):	23.17		

Storet Code	Parameter Monitored	Sampling Method	Filtered Y/N	Analysis Method	Analysis Date	Analysis Result	Q	Units	Detection Limits
	Thallium	Pump	N	SW6020	11/9/2004	0.12	U	µg/L	0.12
71900	Mercury	Pump	N	SW7470	11/11/2004	0.012	U	µg/L	0.012
	ORGANICS								
49146	1,2-Dibromo-3-chloropropane	Pump	N	SW8011	11/18/2004	0.0014	U	µg/L	0.0014
77651	Ethylene Dibromide	Pump	N	SW8011	11/18/2004	0.0030	U	µg/L	0.0030
81552	Acetone	Pump	N	SW8260	11/16/2004	3.8	I	µg/L	3.7
34215	Acrylonitrile	Pump	N	SW8260	11/16/2004	2.2	U	µg/L	2.2
34030	Benzene	Pump	N	SW8260	11/16/2004	6.5	*	µg/L	0.23
73085	Bromochloromethane	Pump	N	SW8260	11/16/2004	0.21	U	µg/L	0.21
32101	Bromodichloromethane	Pump	N	SW8260	11/16/2004	0.26	U	µg/L	0.26
32104	Bromoform	Pump	N	SW8260	11/16/2004	0.28	U	µg/L	0.28
34413	Bromomethane	Pump	N	SW8260	11/16/2004	0.60	U	µg/L	0.60
81595	2-Butanone	Pump	N	SW8260	11/16/2004	1.8	U	µg/L	1.8
77041	Carbon disulfide	Pump	N	SW8260	11/16/2004	0.49	U	µg/L	0.49
32102	Carbon tetrachloride	Pump	N	SW8260	11/16/2004	0.29	U	µg/L	0.29
34301	Chlorobenzene	Pump	N	SW8260	11/16/2004	8.2		µg/L	0.15
34311	Chloroethane	Pump	N	SW8260	11/16/2004	0.51	U	µg/L	0.51
32106	Chloroform	Pump	N	SW8260	11/16/2004	0.23	U	µg/L	0.23
34418	Chloromethane	Pump	N	SW8260	11/16/2004	0.50	U	µg/L	0.50
32105	Dibromochloromethane	Pump	N	SW8260	11/16/2004	0.19	U	µg/L	0.19
77596	Dibromomethane	Pump	N	SW8260	11/16/2004	0.30	U	µg/L	0.30
77268	trans-1,4-Dichloro-2-butene	Pump	N	SW8260	11/16/2004	0.64	U	µg/L	0.64
34536	1,2-Dichlorobenzene	Pump	N	SW8260	11/16/2004	0.19	U	µg/L	0.19
34571	1,4-Dichlorobenzene	Pump	N	SW8260	11/16/2004	0.19	U	µg/L	0.19
34496	1,1-Dichloroethane	Pump	N	SW8260	11/16/2004	0.26	U	µg/L	0.26
34531	1,2-Dichloroethane	Pump	N	SW8260	11/16/2004	0.19	U	µg/L	0.19
34501	1,1-Dichloroethene	Pump	N	SW8260	11/16/2004	0.40	U	µg/L	0.40
77093	cis-1,2-Dichloroethene	Pump	N	SW8260	11/16/2004	0.17	U	µg/L	0.17
34546	trans-1,2-Dichloroethene	Pump	N	SW8260	11/16/2004	0.17	U	µg/L	0.17
34541	1,2-Dichloropropane	Pump	N	SW8260	11/16/2004	0.33	U	µg/L	0.33
34704	cis-1,3-Dichloropropene	Pump	N	SW8260	11/16/2004	0.23	U	µg/L	0.23
34699	trans-1,3-Dichloropropene	Pump	N	SW8260	11/16/2004	0.25	U	µg/L	0.25

Data Qualifier Code Key:

- * Value exceeds Maximum Contaminant Level
- S Spike Recovery outside accepted recovery limits
- V Analyte detected in the associated Method Blank
- I Analyte detected below quantitation limits
- U Not Detected Above the MDL

Tomoka LF GW Nov 2004

PARAMETER MONITORING REPORT

Ground Water (Rule 62-520.400,.420, .460)

Surface Water (Rule 62-302.500, .510, .503)

Leachate (Rule 62-701.510)

LAB Submission Number: F04110016

Sample Number: F04110016-038

Facility WACS:	64-00027540	**Sample Date/Time:**	11/4/2004 10:23:00 AM
Well/Sampling Point WACS:	15810	**Report Period:**	Tomoka Nov 04
Well/Sampling Point Name:	B43-1	**Well Purged:**	YES
Classification of Groundwater:	G-II	**Well Type:**	Compliance
Ground Water Elevation: (NGVD):	23.17		

Storet Code	Parameter Monitored	Sampling Method	Filtered Y/N	Analysis Method	Analysis Date	Analysis Result	Q	Units	Detection Limits
34371	Ethylbenzene	Pump	N	SW8260	11/16/2004	0.20	U	µg/L	0.20
77103	2-Hexanone	Pump	N	SW8260	11/16/2004	0.28	U	µg/L	0.28
77424	Iodomethane	Pump	N	SW8260	11/16/2004	0.52	U	µg/L	0.52
81596	4-Methyl-2-pentanone	Pump	N	SW8260	11/16/2004	0.26	U	µg/L	0.26
34423	Methylene chloride	Pump	N	SW8260	11/16/2004	2.0	U	µg/L	2.0
77128	Styrene	Pump	N	SW8260	11/16/2004	0.12	U	µg/L	0.12
77562	1,1,1,2-Tetrachloroethane	Pump	N	SW8260	11/16/2004	0.24	U	µg/L	0.24
34516	1,1,2,2-Tetrachloroethane	Pump	N	SW8260	11/16/2004	0.44	U	µg/L	0.44
34475	Tetrachloroethene	Pump	N	SW8260	11/16/2004	0.17	U	µg/L	0.17
34010	Toluene	Pump	N	SW8260	11/16/2004	0.37	I	µg/L	0.35
34506	1,1,1-Trichloroethane	Pump	N	SW8260	11/16/2004	0.33	U	µg/L	0.33
34511	1,1,2-Trichloroethane	Pump	N	SW8260	11/16/2004	0.17	U	µg/L	0.17
39180	Trichloroethene	Pump	N	SW8260	11/16/2004	0.27	U	µg/L	0.27
34488	Trichlorofluoromethane	Pump	N	SW8260	11/16/2004	0.50	U	µg/L	0.50
77443	1,2,3-Trichloropropane	Pump	N	SW8260	11/16/2004	0.24	U	µg/L	0.24
77057	Vinyl acetate	Pump	N	SW8260	11/16/2004	0.46	U	µg/L	0.46
39175	Vinyl chloride	Pump	N	SW8260	11/16/2004	0.43	U	µg/L	0.43
34020	Xylenes, Total	Pump	N	SW8260	11/16/2004	1.1		µg/L	0.32

Data Qualifier Code Key:

- * Value exceeds Maximum Contaminant Level
- S Spike Recovery outside accepted recovery limits
- V Analyte detected in the associated Method Blank
- I Analyte detected below quantitation limits
- U Not Detected Above the MDL

Tomoka LF GW Nov 2004

PARAMETER MONITORING REPORT

Ground Water (Rule 62-520.400,.420, .460)

Surface Water (Rule 62-302.500, .510, .503)

Leachate (Rule 62-701.510)

LAB Submission Number: F04110016

Sample Number: F04110016-039

Facility WACS:	64-00027540	**Sample Date/Time:**	11/4/2004 10:23:00 AM
Well/Sampling Point WACS:	15810	**Report Period:**	Tomoka Nov 04
Well/Sampling Point Name:	B43-1 DUP	**Well Purged:**	YES
Classification of Groundwater:	G-II	**Well Type:**	Compliance
Ground Water Elevation: (NGVD):	23.17		

Storet Code	Parameter Monitored	Sampling Method	Filtered Y/N	Analysis Method	Analysis Date	Analysis Result	Q	Units	Detection Limits
	FIELD								
	Conductivity	Pump	N	FLD	11/4/2004	1278		umhos/c	
	Depth To Water	Pump	N	FLD	11/4/2004	4.90			
	Dissolved Oxygen	Pump	N	FLD	11/4/2004	1.36		mg/L	
	pH	Pump	N	FLD	11/4/2004	5.90		S.U.	
	Reference Elevation	Pump	N	FLD	11/4/2004	28.07			
	Temperature	Pump	N	FLD	11/4/2004	23.1		deg C	
	Turbidity	Pump	N	FLD	11/4/2004	5.04		NTU	
	INORGANICS								
70300	Solids, Total Dissolved	Pump	N	E160.1	11/5/2004	540	*	mg/L	1.2
00940	Chloride	Pump	N	E300.0	11/6/2004	73		mg/L	0.18
00945	Sulfate	Pump	N	E300.0	11/6/2004	0.26	U	mg/L	0.26
00610	Nitrogen, Ammonia (As N)	Pump	N	E350.1	11/16/2004	8.6	*	mg/L	0.012
00620	Nitrogen, Nitrate	Pump	N	E353.2	11/4/2004	0.0042	U	mg/L	0.0042
	METALS								
01002	Arsenic	Pump	N	SW6010	11/5/2004	2.8	U	µg/L	2.8
01007	Barium	Pump	N	SW6010	11/5/2004	240		µg/L	0.23
01012	Beryllium	Pump	N	SW6010	11/5/2004	0.086	I	µg/L	0.056
01027	Cadmium	Pump	N	SW6010	11/5/2004	0.34	U	µg/L	0.34
01034	Chromium	Pump	N	SW6010	11/5/2004	0.72	I	µg/L	0.60
01037	Cobalt	Pump	N	SW6010	11/5/2004	4.9	I	µg/L	1.6
01042	Copper	Pump	N	SW6010	11/5/2004	0.54	I	µg/L	0.47
01045	Iron	Pump	N	SW6010	11/5/2004	32000	*V	µg/L	11
01051	Lead	Pump	N	SW6010	11/5/2004	2.2	U	µg/L	2.2
01067	Nickel	Pump	N	SW6010	11/5/2004	1.0	U	µg/L	1.0
01147	Selenium	Pump	N	SW6010	11/5/2004	3.1	U	µg/L	3.1
01077	Silver	Pump	N	SW6010	11/5/2004	0.93	U	µg/L	0.93
00929	Sodium	Pump	N	SW6010	11/5/2004	110000		µg/L	190
01087	Vanadium	Pump	N	SW6010	11/5/2004	6.1	I	µg/L	0.73
01092	Zinc	Pump	N	SW6010	11/5/2004	3.5	U	µg/L	3.5
	Antimony	Pump	N	SW6020	11/9/2004	0.40	U	µg/L	0.40

Data Qualifier Code Key:

- * Value exceeds Maximum Contaminant Level
- S Spike Recovery outside accepted recovery limits
- V Analyte detected in the associated Method Blank
- I Analyte detected below quantitation limits
- U Not Detected Above the MDL

Tomoka LF GW Nov 2004

PARAMETER MONITORING REPORT

Ground Water (Rule 62-520.400,.420, .460)

Surface Water (Rule 62-302.500, .510, .503)

Leachate (Rule 62-701.510)

LAB Submission Number: F04110016

Sample Number: F04110016-039

Facility WACS:	64-00027540	**Sample Date/Time:**	11/4/2004 10:23:00 AM
Well/Sampling Point WACS:	15810	**Report Period:**	Tomoka Nov 04
Well/Sampling Point Name:	B43-1 DUP	**Well Purged:**	YES
Classification of Groundwater:	G-II	**Well Type:**	Compliance
Ground Water Elevation: (NGVD):	23.17		

Storet Code	Parameter Monitored	Sampling Method	Filtered Y/N	Analysis Method	Analysis Date	Analysis Result	Q	Units	Detection Limits
	Thallium	Pump	N	SW6020	11/9/2004	0.12	U	µg/L	0.12
71900	Mercury	Pump	N	SW7470	11/11/2004	0.012	U	µg/L	0.012
	ORGANICS								
49146	1,2-Dibromo-3-chloropropane	Pump	N	SW8011	11/18/2004	0.0014	U	µg/L	0.0014
77651	Ethylene Dibromide	Pump	N	SW8011	11/18/2004	0.0030	U	µg/L	0.0030
81552	Acetone	Pump	N	SW8260	11/16/2004	3.7	U	µg/L	3.7
34215	Acrylonitrile	Pump	N	SW8260	11/16/2004	2.2	U	µg/L	2.2
34030	Benzene	Pump	N	SW8260	11/16/2004	6.5	*	µg/L	0.23
73085	Bromochloromethane	Pump	N	SW8260	11/16/2004	0.21	U	µg/L	0.21
32101	Bromodichloromethane	Pump	N	SW8260	11/16/2004	0.26	U	µg/L	0.26
32104	Bromoform	Pump	N	SW8260	11/16/2004	0.28	U	µg/L	0.28
34413	Bromomethane	Pump	N	SW8260	11/16/2004	0.60	U	µg/L	0.60
81595	2-Butanone	Pump	N	SW8260	11/16/2004	1.8	U	µg/L	1.8
77041	Carbon disulfide	Pump	N	SW8260	11/16/2004	0.49	U	µg/L	0.49
32102	Carbon tetrachloride	Pump	N	SW8260	11/16/2004	0.29	U	µg/L	0.29
34301	Chlorobenzene	Pump	N	SW8260	11/16/2004	8.6		µg/L	0.15
34311	Chloroethane	Pump	N	SW8260	11/16/2004	0.51	U	µg/L	0.51
32106	Chloroform	Pump	N	SW8260	11/16/2004	0.23	U	µg/L	0.23
34418	Chloromethane	Pump	N	SW8260	11/16/2004	0.50	U	µg/L	0.50
32105	Dibromochloromethane	Pump	N	SW8260	11/16/2004	0.19	U	µg/L	0.19
77596	Dibromomethane	Pump	N	SW8260	11/16/2004	0.30	U	µg/L	0.30
77268	trans-1,4-Dichloro-2-butene	Pump	N	SW8260	11/16/2004	0.64	U	µg/L	0.64
34536	1,2-Dichlorobenzene	Pump	N	SW8260	11/16/2004	0.19	U	µg/L	0.19
34571	1,4-Dichlorobenzene	Pump	N	SW8260	11/16/2004	0.19	U	µg/L	0.19
34496	1,1-Dichloroethane	Pump	N	SW8260	11/16/2004	0.26	U	µg/L	0.26
34531	1,2-Dichloroethane	Pump	N	SW8260	11/16/2004	0.19	U	µg/L	0.19
34501	1,1-Dichloroethene	Pump	N	SW8260	11/16/2004	0.40	U	µg/L	0.40
77093	cis-1,2-Dichloroethene	Pump	N	SW8260	11/16/2004	0.17	U	µg/L	0.17
34546	trans-1,2-Dichloroethene	Pump	N	SW8260	11/16/2004	0.17	U	µg/L	0.17
34541	1,2-Dichloropropane	Pump	N	SW8260	11/16/2004	0.33	U	µg/L	0.33
34704	cis-1,3-Dichloropropene	Pump	N	SW8260	11/16/2004	0.23	U	µg/L	0.23
34699	trans-1,3-Dichloropropene	Pump	N	SW8260	11/16/2004	0.25	U	µg/L	0.25

Data Qualifier Code Key:

- * Value exceeds Maximum Contaminant Level
- S Spike Recovery outside accepted recovery limits
- V Analyte detected in the associated Method Blank
- I Analyte detected below quantitation limits
- U Not Detected Above the MDL

Tomoka LF GW Nov 2004

PARAMETER MONITORING REPORT

Ground Water (Rule 62-520.400,.420, .460)

Surface Water (Rule 62-302.500, .510, .503)

Leachate (Rule 62-701.510)

LAB Submission Number: F04110016

Sample Number: F04110016-039

Facility WACS:	64-00027540	**Sample Date/Time:**	11/4/2004 10:23:00 AM
Well/Sampling Point WACS:	15810	**Report Period:**	Tomoka Nov 04
Well/Sampling Point Name:	B43-1 DUP	**Well Purged:**	YES
Classification of Groundwater:	G-II	**Well Type:**	Compliance
Ground Water Elevation: (NGVD):	23.17		

Storet Code	Parameter Monitored	Sampling Method	Filtered Y/N	Analysis Method	Analysis Date	Analysis Result	Q	Units	Detection Limits
34371	Ethylbenzene	Pump	N	SW8260	11/16/2004	0.20	U	µg/L	0.20
77103	2-Hexanone	Pump	N	SW8260	11/16/2004	0.28	U	µg/L	0.28
77424	Iodomethane	Pump	N	SW8260	11/16/2004	0.52	U	µg/L	0.52
81596	4-Methyl-2-pentanone	Pump	N	SW8260	11/16/2004	0.26	U	µg/L	0.26
34423	Methylene chloride	Pump	N	SW8260	11/16/2004	2.0	U	µg/L	2.0
77128	Styrene	Pump	N	SW8260	11/16/2004	0.12	U	µg/L	0.12
77562	1,1,1,2-Tetrachloroethane	Pump	N	SW8260	11/16/2004	0.24	U	µg/L	0.24
34516	1,1,2,2-Tetrachloroethane	Pump	N	SW8260	11/16/2004	0.44	U	µg/L	0.44
34475	Tetrachloroethene	Pump	N	SW8260	11/16/2004	0.17	U	µg/L	0.17
34010	Toluene	Pump	N	SW8260	11/16/2004	0.35	U	µg/L	0.35
34506	1,1,1-Trichloroethane	Pump	N	SW8260	11/16/2004	0.33	U	µg/L	0.33
34511	1,1,2-Trichloroethane	Pump	N	SW8260	11/16/2004	0.17	U	µg/L	0.17
39180	Trichloroethene	Pump	N	SW8260	11/16/2004	0.27	U	µg/L	0.27
34488	Trichlorofluoromethane	Pump	N	SW8260	11/16/2004	0.50	U	µg/L	0.50
77443	1,2,3-Trichloropropane	Pump	N	SW8260	11/16/2004	0.24	U	µg/L	0.24
77057	Vinyl acetate	Pump	N	SW8260	11/16/2004	0.46	U	µg/L	0.46
39175	Vinyl chloride	Pump	N	SW8260	11/16/2004	0.43	U	µg/L	0.43
34020	Xylenes, Total	Pump	N	SW8260	11/16/2004	0.32	U	µg/L	0.32

Data Qualifier Code Key:

- * Value exceeds Maximum Contaminant Level
- S Spike Recovery outside accepted recovery limits
- V Analyte detected in the associated Method Blank
- I Analyte detected below quantitation limits
- U Not Detected Above the MDL

Tomoka LF GW Nov 2004

PARAMETER MONITORING REPORT

Ground Water (Rule 62-520.400,.420, .460)

Surface Water (Rule 62-302.500, .510, .503)

Leachate (Rule 62-701.510)

LAB Submission Number: F04110016

Sample Number: F04110016-040

Facility WACS:	64-00027540	**Sample Date/Time:**	11/4/2004 10:44:00 AM
Well/Sampling Point WACS:	15811	**Report Period:**	Tomoka Nov 04
Well/Sampling Point Name:	B43-2	**Well Purged:**	YES
Classification of Groundwater:	G-II	**Well Type:**	Compliance
Ground Water Elevation: (NGVD):	23.21		

Storet Code	Parameter Monitored	Sampling Method	Filtered Y/N	Analysis Method	Analysis Date	Analysis Result	Q	Units	Detection Limits
	FIELD								
	Conductivity	Pump	N	FLD	11/4/2004	528		umhos/c	
	Depth To Water	Pump	N	FLD	11/4/2004	5.00			
	Dissolved Oxygen	Pump	N	FLD	11/4/2004	1.40		mg/L	
	pH	Pump	N	FLD	11/4/2004	6.29		S.U.	
	Reference Elevation	Pump	N	FLD	11/4/2004	28.21			
	Temperature	Pump	N	FLD	11/4/2004	24.5		deg C	
	Turbidity	Pump	N	FLD	11/4/2004	3.08		NTU	
	INORGANICS								
70300	Solids, Total Dissolved	Pump	N	E160.1	11/5/2004	280		mg/L	1.2
00940	Chloride	Pump	N	E300.0	11/6/2004	14		mg/L	0.036
00945	Sulfate	Pump	N	E300.0	11/6/2004	0.45	I	mg/L	0.051
00610	Nitrogen, Ammonia (As N)	Pump	N	E350.1	11/16/2004	0.063		mg/L	0.012
00620	Nitrogen, Nitrate	Pump	N	E353.2	11/4/2004	0.032	I	mg/L	0.0042
	METALS								
01002	Arsenic	Pump	N	SW6010	11/5/2004	2.8	U	µg/L	2.8
01007	Barium	Pump	N	SW6010	11/5/2004	9.5	I	µg/L	0.23
01012	Beryllium	Pump	N	SW6010	11/5/2004	0.056	U	µg/L	0.056
01027	Cadmium	Pump	N	SW6010	11/5/2004	0.34	U	µg/L	0.34
01034	Chromium	Pump	N	SW6010	11/5/2004	0.97	I	µg/L	0.60
01037	Cobalt	Pump	N	SW6010	11/5/2004	4.7	I	µg/L	1.6
01042	Copper	Pump	N	SW6010	11/5/2004	0.47	U	µg/L	0.47
01045	Iron	Pump	N	SW6010	11/5/2004	5400	*V	µg/L	11
01051	Lead	Pump	N	SW6010	11/5/2004	2.2	U	µg/L	2.2
01067	Nickel	Pump	N	SW6010	11/5/2004	1.0	U	µg/L	1.0
01147	Selenium	Pump	N	SW6010	11/5/2004	3.1	U	µg/L	3.1
01077	Silver	Pump	N	SW6010	11/5/2004	0.93	U	µg/L	0.93
00929	Sodium	Pump	N	SW6010	11/5/2004	11000		µg/L	190
01087	Vanadium	Pump	N	SW6010	11/5/2004	5.0	I	µg/L	0.73
01092	Zinc	Pump	N	SW6010	11/5/2004	4.9	I	µg/L	3.5
	Antimony	Pump	N	SW6020	11/9/2004	0.40	U	µg/L	0.40

Data Qualifier Code Key:

- * Value exceeds Maximum Contaminant Level
- S Spike Recovery outside accepted recovery limits
- V Analyte detected in the associated Method Blank
- I Analyte detected below quantitation limits
- U Not Detected Above the MDL

Tomoka LF GW Nov 2004

PARAMETER MONITORING REPORT

Ground Water (Rule 62-520.400,.420, .460)

Surface Water (Rule 62-302.500, .510, .503)

Leachate (Rule 62-701.510)

LAB Submission Number: F04110016

Sample Number: F04110016-040

Facility WACS:	64-00027540	**Sample Date/Time:**	11/4/2004 10:44:00 AM
Well/Sampling Point WACS:	15811	**Report Period:**	Tomoka Nov 04
Well/Sampling Point Name:	B43-2	**Well Purged:**	YES
Classification of Groundwater:	G-II	**Well Type:**	Compliance
Ground Water Elevation: (NGVD):	23.21		

Storet Code	Parameter Monitored	Sampling Method	Filtered Y/N	Analysis Method	Analysis Date	Analysis Result	Q	Units	Detection Limits
	Thallium	Pump	N	SW6020	11/9/2004	0.12	U	µg/L	0.12
71900	Mercury	Pump	N	SW7470	11/11/2004	0.012	U	µg/L	0.012
	ORGANICS								
49146	1,2-Dibromo-3-chloropropane	Pump	N	SW8011	11/18/2004	0.0014	U	µg/L	0.0014
77651	Ethylene Dibromide	Pump	N	SW8011	11/18/2004	0.0030	U	µg/L	0.0030
81552	Acetone	Pump	N	SW8260	11/17/2004	3.7	U	µg/L	3.7
34215	Acrylonitrile	Pump	N	SW8260	11/17/2004	2.2	U	µg/L	2.2
34030	Benzene	Pump	N	SW8260	11/17/2004	0.23	U	µg/L	0.23
73085	Bromochloromethane	Pump	N	SW8260	11/17/2004	0.21	U	µg/L	0.21
32101	Bromodichloromethane	Pump	N	SW8260	11/17/2004	0.26	U	µg/L	0.26
32104	Bromoform	Pump	N	SW8260	11/17/2004	0.28	U	µg/L	0.28
34413	Bromomethane	Pump	N	SW8260	11/17/2004	0.60	U	µg/L	0.60
81595	2-Butanone	Pump	N	SW8260	11/17/2004	1.8	U	µg/L	1.8
77041	Carbon disulfide	Pump	N	SW8260	11/17/2004	0.49	U	µg/L	0.49
32102	Carbon tetrachloride	Pump	N	SW8260	11/17/2004	0.29	U	µg/L	0.29
34301	Chlorobenzene	Pump	N	SW8260	11/17/2004	0.53	I	µg/L	0.15
34311	Chloroethane	Pump	N	SW8260	11/17/2004	0.51	U	µg/L	0.51
32106	Chloroform	Pump	N	SW8260	11/17/2004	0.23	U	µg/L	0.23
34418	Chloromethane	Pump	N	SW8260	11/17/2004	0.50	U	µg/L	0.50
32105	Dibromochloromethane	Pump	N	SW8260	11/17/2004	0.19	U	µg/L	0.19
77596	Dibromomethane	Pump	N	SW8260	11/17/2004	0.30	U	µg/L	0.30
77268	trans-1,4-Dichloro-2-butene	Pump	N	SW8260	11/17/2004	0.64	U	µg/L	0.64
34536	1,2-Dichlorobenzene	Pump	N	SW8260	11/17/2004	0.28	I	µg/L	0.19
34571	1,4-Dichlorobenzene	Pump	N	SW8260	11/17/2004	0.19	U	µg/L	0.19
34496	1,1-Dichloroethane	Pump	N	SW8260	11/17/2004	0.26	U	µg/L	0.26
34531	1,2-Dichloroethane	Pump	N	SW8260	11/17/2004	0.19	U	µg/L	0.19
34501	1,1-Dichloroethene	Pump	N	SW8260	11/17/2004	0.40	U	µg/L	0.40
77093	cis-1,2-Dichloroethene	Pump	N	SW8260	11/17/2004	0.17	U	µg/L	0.17
34546	trans-1,2-Dichloroethene	Pump	N	SW8260	11/17/2004	0.17	U	µg/L	0.17
34541	1,2-Dichloropropane	Pump	N	SW8260	11/17/2004	0.33	U	µg/L	0.33
34704	cis-1,3-Dichloropropene	Pump	N	SW8260	11/17/2004	0.23	U	µg/L	0.23
34699	trans-1,3-Dichloropropene	Pump	N	SW8260	11/17/2004	0.25	U	µg/L	0.25

Data Qualifier Code Key:

- * Value exceeds Maximum Contaminant Level
- S Spike Recovery outside accepted recovery limits
- V Analyte detected in the associated Method Blank
- I Analyte detected below quantitation limits
- U Not Detected Above the MDL

Tomoka LF GW Nov 2004

PARAMETER MONITORING REPORT

Ground Water (Rule 62-520.400,.420, .460)

Surface Water (Rule 62-302.500, .510, .503)

Leachate (Rule 62-701.510)

LAB Submission Number: F04110016

Sample Number: F04110016-040

Facility WACS:	64-00027540	**Sample Date/Time:**	11/4/2004 10:44:00 AM
Well/Sampling Point WACS:	15811	**Report Period:**	Tomoka Nov 04
Well/Sampling Point Name:	B43-2	**Well Purged:**	YES
Classification of Groundwater:	G-II	**Well Type:**	Compliance
Ground Water Elevation: (NGVD):	23.21		

Storet Code	Parameter Monitored	Sampling Method	Filtered Y/N	Analysis Method	Analysis Date	Analysis Result	Q	Units	Detection Limits
34371	Ethylbenzene	Pump	N	SW8260	11/17/2004	0.20	U	µg/L	0.20
77103	2-Hexanone	Pump	N	SW8260	11/17/2004	0.28	U	µg/L	0.28
77424	Iodomethane	Pump	N	SW8260	11/17/2004	0.52	U	µg/L	0.52
81596	4-Methyl-2-pentanone	Pump	N	SW8260	11/17/2004	0.26	U	µg/L	0.26
34423	Methylene chloride	Pump	N	SW8260	11/17/2004	2.0	U	µg/L	2.0
77128	Styrene	Pump	N	SW8260	11/17/2004	0.12	U	µg/L	0.12
77562	1,1,1,2-Tetrachloroethane	Pump	N	SW8260	11/17/2004	0.24	U	µg/L	0.24
34516	1,1,2,2-Tetrachloroethane	Pump	N	SW8260	11/17/2004	0.44	U	µg/L	0.44
34475	Tetrachloroethene	Pump	N	SW8260	11/17/2004	0.17	U	µg/L	0.17
34010	Toluene	Pump	N	SW8260	11/17/2004	0.80	I	µg/L	0.35
34506	1,1,1-Trichloroethane	Pump	N	SW8260	11/17/2004	0.33	U	µg/L	0.33
34511	1,1,2-Trichloroethane	Pump	N	SW8260	11/17/2004	0.17	U	µg/L	0.17
39180	Trichloroethene	Pump	N	SW8260	11/17/2004	0.27	U	µg/L	0.27
34488	Trichlorofluoromethane	Pump	N	SW8260	11/17/2004	0.50	U	µg/L	0.50
77443	1,2,3-Trichloropropane	Pump	N	SW8260	11/17/2004	0.24	U	µg/L	0.24
77057	Vinyl acetate	Pump	N	SW8260	11/17/2004	0.46	U	µg/L	0.46
39175	Vinyl chloride	Pump	N	SW8260	11/17/2004	0.43	U	µg/L	0.43
34020	Xylenes, Total	Pump	N	SW8260	11/17/2004	0.32	U	µg/L	0.32

Data Qualifier Code Key:

- * Value exceeds Maximum Contaminant Level
- S Spike Recovery outside accepted recovery limits
- V Analyte detected in the associated Method Blank
- I Analyte detected below quantitation limits
- U Not Detected Above the MDL

Tomoka LF GW Nov 2004

PARAMETER MONITORING REPORT

Ground Water (Rule 62-520.400,.420, .460)

Surface Water (Rule 62-302.500, .510, .503)

Leachate (Rule 62-701.510)

LAB Submission Number: F04110016

Sample Number: F04110016-041

Facility WACS:	64-00027540	**Sample Date/Time:**	11/4/2004 11:17:00 AM
Well/Sampling Point WACS:	15812	**Report Period:**	Tomoka Nov 04
Well/Sampling Point Name:	B44	**Well Purged:**	YES
Classification of Groundwater:	G-II	**Well Type:**	Compliance
Ground Water Elevation: (NGVD):	20.27		

Storet Code	Parameter Monitored	Sampling Method	Filtered Y/N	Analysis Method	Analysis Date	Analysis Result	Q	Units	Detection Limits
	FIELD								
	Conductivity	Pump	N	FLD	11/4/2004	247		umhos/c	
	Depth To Water	Pump	N	FLD	11/4/2004	9.75			
	Dissolved Oxygen	Pump	N	FLD	11/4/2004	1.40		mg/L	
	pH	Pump	N	FLD	11/4/2004	5.25		S.U.	
	Reference Elevation	Pump	N	FLD	11/4/2004	30.02			
	Temperature	Pump	N	FLD	11/4/2004	23.6		deg C	
	Turbidity	Pump	N	FLD	11/4/2004	5.45		NTU	
	INORGANICS								
70300	Solids, Total Dissolved	Pump	N	E160.1	11/5/2004	160		mg/L	1.2
00940	Chloride	Pump	N	E300.0	11/6/2004	16		mg/L	0.036
00945	Sulfate	Pump	N	E300.0	11/6/2004	4.6		mg/L	0.051
00610	Nitrogen, Ammonia (As N)	Pump	N	E350.1	11/16/2004	0.094		mg/L	0.012
00620	Nitrogen, Nitrate	Pump	N	E353.2	11/4/2004	0.0042	U	mg/L	0.0042
	METALS								
01002	Arsenic	Pump	N	SW6010	11/5/2004	4.0	I	µg/L	2.8
01007	Barium	Pump	N	SW6010	11/5/2004	4.8	I	µg/L	0.23
01012	Beryllium	Pump	N	SW6010	11/5/2004	0.11	I	µg/L	0.056
01027	Cadmium	Pump	N	SW6010	11/5/2004	0.34	U	µg/L	0.34
01034	Chromium	Pump	N	SW6010	11/5/2004	3.5	I	µg/L	0.60
01037	Cobalt	Pump	N	SW6010	11/5/2004	1.6	U	µg/L	1.6
01042	Copper	Pump	N	SW6010	11/5/2004	0.47	U	µg/L	0.47
01045	Iron	Pump	N	SW6010	11/5/2004	15000	*V	µg/L	11
01051	Lead	Pump	N	SW6010	11/5/2004	2.2	U	µg/L	2.2
01067	Nickel	Pump	N	SW6010	11/5/2004	1.0	U	µg/L	1.0
01147	Selenium	Pump	N	SW6010	11/5/2004	3.1	U	µg/L	3.1
01077	Silver	Pump	N	SW6010	11/5/2004	0.93	U	µg/L	0.93
00929	Sodium	Pump	N	SW6010	11/5/2004	7400		µg/L	190
01087	Vanadium	Pump	N	SW6010	11/5/2004	20		µg/L	0.73
01092	Zinc	Pump	N	SW6010	11/5/2004	5.5	I	µg/L	3.5
	Antimony	Pump	N	SW6020	11/9/2004	0.40	U	µg/L	0.40

Data Qualifier Code Key:

- * Value exceeds Maximum Contaminant Level
- S Spike Recovery outside accepted recovery limits
- V Analyte detected in the associated Method Blank
- I Analyte detected below quantitation limits
- U Not Detected Above the MDL

Tomoka LF GW Nov 2004

PARAMETER MONITORING REPORT

Ground Water (Rule 62-520.400,.420, .460)

Surface Water (Rule 62-302.500, .510, .503)

Leachate (Rule 62-701.510)

LAB Submission Number: F04110016

Sample Number: F04110016-041

Facility WACS:	64-00027540	**Sample Date/Time:**	11/4/2004 11:17:00 AM
Well/Sampling Point WACS:	15812	**Report Period:**	Tomoka Nov 04
Well/Sampling Point Name:	B44	**Well Purged:**	YES
Classification of Groundwater:	G-II	**Well Type:**	Compliance
Ground Water Elevation: (NGVD):	20.27		

Storet Code	Parameter Monitored	Sampling Method	Filtered Y/N	Analysis Method	Analysis Date	Analysis Result	Q	Units	Detection Limits
	Thallium	Pump	N	SW6020	11/9/2004	0.12	U	µg/L	0.12
71900	Mercury	Pump	N	SW7470	11/11/2004	0.015	I	µg/L	0.012
	ORGANICS								
49146	1,2-Dibromo-3-chloropropane	Pump	N	SW8011	11/18/2004	0.0014	U	µg/L	0.0014
77651	Ethylene Dibromide	Pump	N	SW8011	11/18/2004	0.0030	U	µg/L	0.0030
81552	Acetone	Pump	N	SW8260	11/17/2004	3.7	U	µg/L	3.7
34215	Acrylonitrile	Pump	N	SW8260	11/17/2004	2.2	U	µg/L	2.2
34030	Benzene	Pump	N	SW8260	11/17/2004	0.23	U	µg/L	0.23
73085	Bromochloromethane	Pump	N	SW8260	11/17/2004	0.21	U	µg/L	0.21
32101	Bromodichloromethane	Pump	N	SW8260	11/17/2004	0.26	U	µg/L	0.26
32104	Bromoform	Pump	N	SW8260	11/17/2004	0.28	U	µg/L	0.28
34413	Bromomethane	Pump	N	SW8260	11/17/2004	0.60	U	µg/L	0.60
81595	2-Butanone	Pump	N	SW8260	11/17/2004	1.8	U	µg/L	1.8
77041	Carbon disulfide	Pump	N	SW8260	11/17/2004	0.49	U	µg/L	0.49
32102	Carbon tetrachloride	Pump	N	SW8260	11/17/2004	0.29	U	µg/L	0.29
34301	Chlorobenzene	Pump	N	SW8260	11/17/2004	0.15	U	µg/L	0.15
34311	Chloroethane	Pump	N	SW8260	11/17/2004	0.51	U	µg/L	0.51
32106	Chloroform	Pump	N	SW8260	11/17/2004	0.23	U	µg/L	0.23
34418	Chloromethane	Pump	N	SW8260	11/17/2004	0.50	U	µg/L	0.50
32105	Dibromochloromethane	Pump	N	SW8260	11/17/2004	0.19	U	µg/L	0.19
77596	Dibromomethane	Pump	N	SW8260	11/17/2004	0.30	U	µg/L	0.30
77268	trans-1,4-Dichloro-2-butene	Pump	N	SW8260	11/17/2004	0.64	U	µg/L	0.64
34536	1,2-Dichlorobenzene	Pump	N	SW8260	11/17/2004	0.19	U	µg/L	0.19
34571	1,4-Dichlorobenzene	Pump	N	SW8260	11/17/2004	0.19	U	µg/L	0.19
34496	1,1-Dichloroethane	Pump	N	SW8260	11/17/2004	0.26	U	µg/L	0.26
34531	1,2-Dichloroethane	Pump	N	SW8260	11/17/2004	0.19	U	µg/L	0.19
34501	1,1-Dichloroethene	Pump	N	SW8260	11/17/2004	0.40	U	µg/L	0.40
77093	cis-1,2-Dichloroethene	Pump	N	SW8260	11/17/2004	0.17	U	µg/L	0.17
34546	trans-1,2-Dichloroethene	Pump	N	SW8260	11/17/2004	0.17	U	µg/L	0.17
34541	1,2-Dichloropropane	Pump	N	SW8260	11/17/2004	0.33	U	µg/L	0.33
34704	cis-1,3-Dichloropropene	Pump	N	SW8260	11/17/2004	0.23	U	µg/L	0.23
34699	trans-1,3-Dichloropropene	Pump	N	SW8260	11/17/2004	0.25	U	µg/L	0.25

Data Qualifier Code Key:

- * Value exceeds Maximum Contaminant Level
- S Spike Recovery outside accepted recovery limits
- V Analyte detected in the associated Method Blank
- I Analyte detected below quantitation limits
- U Not Detected Above the MDL

Tomoka LF GW Nov 2004

PARAMETER MONITORING REPORT

Ground Water (Rule 62-520.400,.420, .460)

Surface Water (Rule 62-302.500, .510, .503)

Leachate (Rule 62-701.510)

LAB Submission Number: F04110016

Sample Number: F04110016-041

Facility WACS:	64-00027540	**Sample Date/Time:**	11/4/2004 11:17:00 AM
Well/Sampling Point WACS:	15812	**Report Period:**	Tomoka Nov 04
Well/Sampling Point Name:	B44	**Well Purged:**	YES
Classification of Groundwater:	G-II	**Well Type:**	Compliance
Ground Water Elevation: (NGVD):	20.27		

Storet Code	Parameter Monitored	Sampling Method	Filtered Y/N	Analysis Method	Analysis Date	Analysis Result	Q	Units	Detection Limits
34371	Ethylbenzene	Pump	N	SW8260	11/17/2004	0.20	U	µg/L	0.20
77103	2-Hexanone	Pump	N	SW8260	11/17/2004	0.28	U	µg/L	0.28
77424	Iodomethane	Pump	N	SW8260	11/17/2004	0.52	U	µg/L	0.52
81596	4-Methyl-2-pentanone	Pump	N	SW8260	11/17/2004	0.26	U	µg/L	0.26
34423	Methylene chloride	Pump	N	SW8260	11/17/2004	2.0	U	µg/L	2.0
77128	Styrene	Pump	N	SW8260	11/17/2004	0.12	U	µg/L	0.12
77562	1,1,1,2-Tetrachloroethane	Pump	N	SW8260	11/17/2004	0.24	U	µg/L	0.24
34516	1,1,2,2-Tetrachloroethane	Pump	N	SW8260	11/17/2004	0.44	U	µg/L	0.44
34475	Tetrachloroethene	Pump	N	SW8260	11/17/2004	0.17	U	µg/L	0.17
34010	Toluene	Pump	N	SW8260	11/17/2004	0.35	U	µg/L	0.35
34506	1,1,1-Trichloroethane	Pump	N	SW8260	11/17/2004	0.33	U	µg/L	0.33
34511	1,1,2-Trichloroethane	Pump	N	SW8260	11/17/2004	0.17	U	µg/L	0.17
39180	Trichloroethene	Pump	N	SW8260	11/17/2004	0.27	U	µg/L	0.27
34488	Trichlorofluoromethane	Pump	N	SW8260	11/17/2004	0.50	U	µg/L	0.50
77443	1,2,3-Trichloropropane	Pump	N	SW8260	11/17/2004	0.24	U	µg/L	0.24
77057	Vinyl acetate	Pump	N	SW8260	11/17/2004	0.46	U	µg/L	0.46
39175	Vinyl chloride	Pump	N	SW8260	11/17/2004	0.43	U	µg/L	0.43
34020	Xylenes, Total	Pump	N	SW8260	11/17/2004	0.33	I	µg/L	0.32

Data Qualifier Code Key:

- * Value exceeds Maximum Contaminant Level
- S Spike Recovery outside accepted recovery limits
- V Analyte detected in the associated Method Blank
- I Analyte detected below quantitation limits
- U Not Detected Above the MDL

Tomoka LF GW Nov 2004

PARAMETER MONITORING REPORT

Ground Water (Rule 62-520.400,.420, .460)

Surface Water (Rule 62-302.500, .510, .503)

Leachate (Rule 62-701.510)

LAB Submission Number: F04110016

Sample Number: F04110016-042

Facility WACS:	64-00027540	**Sample Date/Time:**	11/4/2004 11:57:00 AM
Well/Sampling Point WACS:	15813	**Report Period:**	Tomoka Nov 04
Well/Sampling Point Name:	B45-1	**Well Purged:**	YES
Classification of Groundwater:	G-II	**Well Type:**	Compliance
Ground Water Elevation: (NGVD):	23.74		

Storet Code	Parameter Monitored	Sampling Method	Filtered Y/N	Analysis Method	Analysis Date	Analysis Result	Q	Units	Detection Limits
	FIELD								
	Conductivity	Pump	N	FLD	11/4/2004	2372		umhos/c	
	Depth To Water	Pump	N	FLD	11/4/2004	6.50			
	Dissolved Oxygen	Pump	N	FLD	11/4/2004	1.30		mg/L	
	pH	Pump	N	FLD	11/4/2004	5.17		S.U.	
	Reference Elevation	Pump	N	FLD	11/4/2004	30.24			
	Temperature	Pump	N	FLD	11/4/2004	23.5		deg C	
	Turbidity	Pump	N	FLD	11/4/2004	5.32		NTU	
	INORGANICS								
70300	Solids, Total Dissolved	Pump	N	E160.1	11/5/2004	1200	*	mg/L	1.2
00940	Chloride	Pump	N	E300.0	11/6/2004	260	*	mg/L	0.72
00945	Sulfate	Pump	N	E300.0	11/6/2004	1.0	U	mg/L	1.0
00610	Nitrogen, Ammonia (As N)	Pump	N	E350.1	11/16/2004	0.38		mg/L	0.060
00620	Nitrogen, Nitrate	Pump	N	E353.2	11/4/2004	0.0042	U	mg/L	0.0042
	METALS								
01002	Arsenic	Pump	N	SW6010	11/5/2004	2.8	U	µg/L	2.8
01007	Barium	Pump	N	SW6010	11/5/2004	220		µg/L	0.23
01012	Beryllium	Pump	N	SW6010	11/5/2004	0.26	I	µg/L	0.056
01027	Cadmium	Pump	N	SW6010	11/5/2004	0.34	U	µg/L	0.34
01034	Chromium	Pump	N	SW6010	11/5/2004	2.1	I	µg/L	0.60
01037	Cobalt	Pump	N	SW6010	11/5/2004	10		µg/L	1.6
01042	Copper	Pump	N	SW6010	11/5/2004	0.92	I	µg/L	0.47
01045	Iron	Pump	N	SW6010	11/5/2004	56000	*V	µg/L	11
01051	Lead	Pump	N	SW6010	11/5/2004	2.2	U	µg/L	2.2
01067	Nickel	Pump	N	SW6010	11/5/2004	1.0	U	µg/L	1.0
01147	Selenium	Pump	N	SW6010	11/5/2004	3.1	U	µg/L	3.1
01077	Silver	Pump	N	SW6010	11/5/2004	0.93	U	µg/L	0.93
00929	Sodium	Pump	N	SW6010	11/5/2004	270000	*	µg/L	190
01087	Vanadium	Pump	N	SW6010	11/5/2004	5.8	I	µg/L	0.73
01092	Zinc	Pump	N	SW6010	11/5/2004	3.5	U	µg/L	3.5
	Antimony	Pump	N	SW6020	11/9/2004	0.40	U	µg/L	0.40

Data Qualifier Code Key:

- * Value exceeds Maximum Contaminant Level
- S Spike Recovery outside accepted recovery limits
- V Analyte detected in the associated Method Blank
- I Analyte detected below quantitation limits
- U Not Detected Above the MDL

Tomoka LF GW Nov 2004

PARAMETER MONITORING REPORT

Ground Water (Rule 62-520.400,.420, .460)

Surface Water (Rule 62-302.500, .510, .503)

Leachate (Rule 62-701.510)

LAB Submission Number: F04110016

Sample Number: F04110016-042

Facility WACS:	64-00027540	**Sample Date/Time:**	11/4/2004 11:57:00 AM
Well/Sampling Point WACS:	15813	**Report Period:**	Tomoka Nov 04
Well/Sampling Point Name:	B45-1	**Well Purged:**	YES
Classification of Groundwater:	G-II	**Well Type:**	Compliance
Ground Water Elevation: (NGVD):	23.74		

Storet Code	Parameter Monitored	Sampling Method	Filtered Y/N	Analysis Method	Analysis Date	Analysis Result	Q	Units	Detection Limits
	Thallium	Pump	N	SW6020	11/9/2004	0.12	U	µg/L	0.12
71900	Mercury	Pump	N	SW7470	11/11/2004	0.012	U	µg/L	0.012
	ORGANICS								
49146	1,2-Dibromo-3-chloropropane	Pump	N	SW8011	11/18/2004	0.0014	U	µg/L	0.0014
77651	Ethylene Dibromide	Pump	N	SW8011	11/18/2004	0.0030	U	µg/L	0.0030
81552	Acetone	Pump	N	SW8260	11/17/2004	6.0	I	µg/L	3.7
34215	Acrylonitrile	Pump	N	SW8260	11/17/2004	2.2	U	µg/L	2.2
34030	Benzene	Pump	N	SW8260	11/17/2004	9.0	*	µg/L	0.23
73085	Bromochloromethane	Pump	N	SW8260	11/17/2004	0.21	U	µg/L	0.21
32101	Bromodichloromethane	Pump	N	SW8260	11/17/2004	0.26	U	µg/L	0.26
32104	Bromoform	Pump	N	SW8260	11/17/2004	0.28	U	µg/L	0.28
34413	Bromomethane	Pump	N	SW8260	11/17/2004	0.60	U	µg/L	0.60
81595	2-Butanone	Pump	N	SW8260	11/17/2004	1.8	U	µg/L	1.8
77041	Carbon disulfide	Pump	N	SW8260	11/17/2004	1.0		µg/L	0.49
32102	Carbon tetrachloride	Pump	N	SW8260	11/17/2004	0.29	U	µg/L	0.29
34301	Chlorobenzene	Pump	N	SW8260	11/17/2004	2.5		µg/L	0.15
34311	Chloroethane	Pump	N	SW8260	11/17/2004	0.51	U	µg/L	0.51
32106	Chloroform	Pump	N	SW8260	11/17/2004	0.23	U	µg/L	0.23
34418	Chloromethane	Pump	N	SW8260	11/17/2004	0.50	U	µg/L	0.50
32105	Dibromochloromethane	Pump	N	SW8260	11/17/2004	0.19	U	µg/L	0.19
77596	Dibromomethane	Pump	N	SW8260	11/17/2004	0.30	U	µg/L	0.30
77268	trans-1,4-Dichloro-2-butene	Pump	N	SW8260	11/17/2004	0.64	U	µg/L	0.64
34536	1,2-Dichlorobenzene	Pump	N	SW8260	11/17/2004	0.19	U	µg/L	0.19
34571	1,4-Dichlorobenzene	Pump	N	SW8260	11/17/2004	0.19	U	µg/L	0.19
34496	1,1-Dichloroethane	Pump	N	SW8260	11/17/2004	0.26	U	µg/L	0.26
34531	1,2-Dichloroethane	Pump	N	SW8260	11/17/2004	0.19	U	µg/L	0.19
34501	1,1-Dichloroethene	Pump	N	SW8260	11/17/2004	0.40	U	µg/L	0.40
77093	cis-1,2-Dichloroethene	Pump	N	SW8260	11/17/2004	0.17	U	µg/L	0.17
34546	trans-1,2-Dichloroethene	Pump	N	SW8260	11/17/2004	0.17	U	µg/L	0.17
34541	1,2-Dichloropropane	Pump	N	SW8260	11/17/2004	0.33	U	µg/L	0.33
34704	cis-1,3-Dichloropropene	Pump	N	SW8260	11/17/2004	0.23	U	µg/L	0.23
34699	trans-1,3-Dichloropropene	Pump	N	SW8260	11/17/2004	0.25	U	µg/L	0.25

Data Qualifier Code Key:

- * Value exceeds Maximum Contaminant Level
- S Spike Recovery outside accepted recovery limits
- V Analyte detected in the associated Method Blank
- I Analyte detected below quantitation limits
- U Not Detected Above the MDL

Tomoka LF GW Nov 2004

PARAMETER MONITORING REPORT

Ground Water (Rule 62-520.400,.420, .460)

Surface Water (Rule 62-302.500, .510, .503)

Leachate (Rule 62-701.510)

LAB Submission Number: F04110016

Sample Number: F04110016-042

Facility WACS:	64-00027540	**Sample Date/Time:**	11/4/2004 11:57:00 AM
Well/Sampling Point WACS:	15813	**Report Period:**	Tomoka Nov 04
Well/Sampling Point Name:	B45-1	**Well Purged:**	YES
Classification of Groundwater:	G-II	**Well Type:**	Compliance
Ground Water Elevation: (NGVD):	23.74		

Storet Code	Parameter Monitored	Sampling Method	Filtered Y/N	Analysis Method	Analysis Date	Analysis Result	Q	Units	Detection Limits
34371	Ethylbenzene	Pump	N	SW8260	11/17/2004	0.42	I	µg/L	0.20
77103	2-Hexanone	Pump	N	SW8260	11/17/2004	2.7	I	µg/L	0.28
77424	Iodomethane	Pump	N	SW8260	11/17/2004	0.52	U	µg/L	0.52
81596	4-Methyl-2-pentanone	Pump	N	SW8260	11/17/2004	0.26	U	µg/L	0.26
34423	Methylene chloride	Pump	N	SW8260	11/17/2004	2.0	U	µg/L	2.0
77128	Styrene	Pump	N	SW8260	11/17/2004	0.12	U	µg/L	0.12
77562	1,1,1,2-Tetrachloroethane	Pump	N	SW8260	11/17/2004	0.24	U	µg/L	0.24
34516	1,1,2,2-Tetrachloroethane	Pump	N	SW8260	11/17/2004	0.44	U	µg/L	0.44
34475	Tetrachloroethene	Pump	N	SW8260	11/17/2004	0.17	U	µg/L	0.17
34010	Toluene	Pump	N	SW8260	11/17/2004	0.77	I	µg/L	0.35
34506	1,1,1-Trichloroethane	Pump	N	SW8260	11/17/2004	0.33	U	µg/L	0.33
34511	1,1,2-Trichloroethane	Pump	N	SW8260	11/17/2004	0.17	U	µg/L	0.17
39180	Trichloroethene	Pump	N	SW8260	11/17/2004	0.27	U	µg/L	0.27
34488	Trichlorofluoromethane	Pump	N	SW8260	11/17/2004	0.50	U	µg/L	0.50
77443	1,2,3-Trichloropropane	Pump	N	SW8260	11/17/2004	0.24	U	µg/L	0.24
77057	Vinyl acetate	Pump	N	SW8260	11/17/2004	0.46	U	µg/L	0.46
39175	Vinyl chloride	Pump	N	SW8260	11/17/2004	0.43	U	µg/L	0.43
34020	Xylenes, Total	Pump	N	SW8260	11/17/2004	7.5		µg/L	0.32

Data Qualifier Code Key:

- * Value exceeds Maximum Contaminant Level
- S Spike Recovery outside accepted recovery limits
- V Analyte detected in the associated Method Blank
- I Analyte detected below quantitation limits
- U Not Detected Above the MDL

Tomoka LF GW Nov 2004

PARAMETER MONITORING REPORT

Ground Water (Rule 62-520.400,.420, .460)

Surface Water (Rule 62-302.500, .510, .503)

Leachate (Rule 62-701.510)

LAB Submission Number: F04110016

Sample Number: F04110016-043

Facility WACS:	64-00027540	**Sample Date/Time:**	11/4/2004 12:29:00 PM
Well/Sampling Point WACS:	15814	**Report Period:**	Tomoka Nov 04
Well/Sampling Point Name:	B45-2	**Well Purged:**	YES
Classification of Groundwater:	G-II	**Well Type:**	Compliance
Ground Water Elevation: (NGVD):	23.33		

Storet Code	Parameter Monitored	Sampling Method	Filtered Y/N	Analysis Method	Analysis Date	Analysis Result	Q	Units	Detection Limits
	FIELD								
	Conductivity	Pump	N	FLD	11/4/2004	512		umhos/c	
	Depth To Water	Pump	N	FLD	11/4/2004	6.98			
	Dissolved Oxygen	Pump	N	FLD	11/4/2004	1.49		mg/L	
	pH	Pump	N	FLD	11/4/2004	5.56		S.U.	
	Reference Elevation	Pump	N	FLD	11/4/2004	30.31			
	Temperature	Pump	N	FLD	11/4/2004	23.7		deg C	
	Turbidity	Pump	N	FLD	11/4/2004	6.86		NTU	
	INORGANICS								
70300	Solids, Total Dissolved	Pump	N	E160.1	11/5/2004	240		mg/L	1.2
00940	Chloride	Pump	N	E300.0	11/6/2004	67		mg/L	0.036
00945	Sulfate	Pump	N	E300.0	11/6/2004	6.1		mg/L	0.051
00610	Nitrogen, Ammonia (As N)	Pump	N	E350.1	11/16/2004	0.075		mg/L	0.012
00620	Nitrogen, Nitrate	Pump	N	E353.2	11/4/2004	0.0042	U	mg/L	0.0042
	METALS								
01002	Arsenic	Pump	N	SW6010	11/5/2004	2.8	U	µg/L	2.8
01007	Barium	Pump	N	SW6010	11/5/2004	24		µg/L	0.23
01012	Beryllium	Pump	N	SW6010	11/5/2004	0.14	I	µg/L	0.056
01027	Cadmium	Pump	N	SW6010	11/5/2004	0.34	U	µg/L	0.34
01034	Chromium	Pump	N	SW6010	11/5/2004	2.1	I	µg/L	0.60
01037	Cobalt	Pump	N	SW6010	11/5/2004	2.1	I	µg/L	1.6
01042	Copper	Pump	N	SW6010	11/5/2004	0.85	I	µg/L	0.47
01045	Iron	Pump	N	SW6010	11/5/2004	17000	*V	µg/L	11
01051	Lead	Pump	N	SW6010	11/5/2004	2.2	U	µg/L	2.2
01067	Nickel	Pump	N	SW6010	11/5/2004	1.0	U	µg/L	1.0
01147	Selenium	Pump	N	SW6010	11/5/2004	3.1	U	µg/L	3.1
01077	Silver	Pump	N	SW6010	11/5/2004	0.93	U	µg/L	0.93
00929	Sodium	Pump	N	SW6010	11/5/2004	17000		µg/L	190
01087	Vanadium	Pump	N	SW6010	11/5/2004	6.2	I	µg/L	0.73
01092	Zinc	Pump	N	SW6010	11/5/2004	7.4	I	µg/L	3.5
	Antimony	Pump	N	SW6020	11/9/2004	0.40	U	µg/L	0.40

Data Qualifier Code Key:

- * Value exceeds Maximum Contaminant Level
- S Spike Recovery outside accepted recovery limits
- V Analyte detected in the associated Method Blank
- I Analyte detected below quantitation limits
- U Not Detected Above the MDL

Tomoka LF GW Nov 2004

PARAMETER MONITORING REPORT

Ground Water (Rule 62-520.400,.420, .460)

Surface Water (Rule 62-302.500, .510, .503)

Leachate (Rule 62-701.510)

LAB Submission Number: F04110016

Sample Number: F04110016-043

Facility WACS:	64-00027540	**Sample Date/Time:**	11/4/2004 12:29:00 PM
Well/Sampling Point WACS:	15814	**Report Period:**	Tomoka Nov 04
Well/Sampling Point Name:	B45-2	**Well Purged:**	YES
Classification of Groundwater:	G-II	**Well Type:**	Compliance
Ground Water Elevation: (NGVD):	23.33		

Storet Code	Parameter Monitored	Sampling Method	Filtered Y/N	Analysis Method	Analysis Date	Analysis Result	Q	Units	Detection Limits
	Thallium	Pump	N	SW6020	11/9/2004	0.12	U	µg/L	0.12
71900	Mercury	Pump	N	SW7470	11/11/2004	0.012	U	µg/L	0.012
	ORGANICS								
49146	1,2-Dibromo-3-chloropropane	Pump	N	SW8011	11/18/2004	0.0014	U	µg/L	0.0014
77651	Ethylene Dibromide	Pump	N	SW8011	11/18/2004	0.0030	U	µg/L	0.0030
81552	Acetone	Pump	N	SW8260	11/17/2004	3.7	U	µg/L	3.7
34215	Acrylonitrile	Pump	N	SW8260	11/17/2004	2.2	U	µg/L	2.2
34030	Benzene	Pump	N	SW8260	11/17/2004	0.23	U	µg/L	0.23
73085	Bromochloromethane	Pump	N	SW8260	11/17/2004	0.21	U	µg/L	0.21
32101	Bromodichloromethane	Pump	N	SW8260	11/17/2004	0.26	U	µg/L	0.26
32104	Bromoform	Pump	N	SW8260	11/17/2004	0.28	U	µg/L	0.28
34413	Bromomethane	Pump	N	SW8260	11/17/2004	0.60	U	µg/L	0.60
81595	2-Butanone	Pump	N	SW8260	11/17/2004	1.8	U	µg/L	1.8
77041	Carbon disulfide	Pump	N	SW8260	11/17/2004	0.49	U	µg/L	0.49
32102	Carbon tetrachloride	Pump	N	SW8260	11/17/2004	0.29	U	µg/L	0.29
34301	Chlorobenzene	Pump	N	SW8260	11/17/2004	0.15	U	µg/L	0.15
34311	Chloroethane	Pump	N	SW8260	11/17/2004	0.51	U	µg/L	0.51
32106	Chloroform	Pump	N	SW8260	11/17/2004	0.23	U	µg/L	0.23
34418	Chloromethane	Pump	N	SW8260	11/17/2004	0.50	U	µg/L	0.50
32105	Dibromochloromethane	Pump	N	SW8260	11/17/2004	0.19	U	µg/L	0.19
77596	Dibromomethane	Pump	N	SW8260	11/17/2004	0.30	U	µg/L	0.30
77268	trans-1,4-Dichloro-2-butene	Pump	N	SW8260	11/17/2004	0.64	U	µg/L	0.64
34536	1,2-Dichlorobenzene	Pump	N	SW8260	11/17/2004	0.19	U	µg/L	0.19
34571	1,4-Dichlorobenzene	Pump	N	SW8260	11/17/2004	0.19	U	µg/L	0.19
34496	1,1-Dichloroethane	Pump	N	SW8260	11/17/2004	0.26	U	µg/L	0.26
34531	1,2-Dichloroethane	Pump	N	SW8260	11/17/2004	0.19	U	µg/L	0.19
34501	1,1-Dichloroethene	Pump	N	SW8260	11/17/2004	0.40	U	µg/L	0.40
77093	cis-1,2-Dichloroethene	Pump	N	SW8260	11/17/2004	0.17	U	µg/L	0.17
34546	trans-1,2-Dichloroethene	Pump	N	SW8260	11/17/2004	0.17	U	µg/L	0.17
34541	1,2-Dichloropropane	Pump	N	SW8260	11/17/2004	0.33	U	µg/L	0.33
34704	cis-1,3-Dichloropropene	Pump	N	SW8260	11/17/2004	0.23	U	µg/L	0.23
34699	trans-1,3-Dichloropropene	Pump	N	SW8260	11/17/2004	0.25	U	µg/L	0.25

Data Qualifier Code Key:

- * Value exceeds Maximum Contaminant Level
- S Spike Recovery outside accepted recovery limits
- V Analyte detected in the associated Method Blank
- I Analyte detected below quantitation limits
- U Not Detected Above the MDL

Tomoka LF GW Nov 2004

PARAMETER MONITORING REPORT

Ground Water (Rule 62-520.400,.420, .460)

Surface Water (Rule 62-302.500, .510, .503)

Leachate (Rule 62-701.510)

LAB Submission Number: F04110016

Sample Number: F04110016-043

Facility WACS:	64-00027540	**Sample Date/Time:**	11/4/2004 12:29:00 PM
Well/Sampling Point WACS:	15814	**Report Period:**	Tomoka Nov 04
Well/Sampling Point Name:	B45-2	**Well Purged:**	YES
Classification of Groundwater:	G-II	**Well Type:**	Compliance
Ground Water Elevation: (NGVD):	23.33		

Storet Code	Parameter Monitored	Sampling Method	Filtered Y/N	Analysis Method	Analysis Date	Analysis Result	Q	Units	Detection Limits
34371	Ethylbenzene	Pump	N	SW8260	11/17/2004	0.20	U	µg/L	0.20
77103	2-Hexanone	Pump	N	SW8260	11/17/2004	0.28	U	µg/L	0.28
77424	Iodomethane	Pump	N	SW8260	11/17/2004	0.52	U	µg/L	0.52
81596	4-Methyl-2-pentanone	Pump	N	SW8260	11/17/2004	0.26	U	µg/L	0.26
34423	Methylene chloride	Pump	N	SW8260	11/17/2004	2.0	U	µg/L	2.0
77128	Styrene	Pump	N	SW8260	11/17/2004	0.12	U	µg/L	0.12
77562	1,1,1,2-Tetrachloroethane	Pump	N	SW8260	11/17/2004	0.24	U	µg/L	0.24
34516	1,1,2,2-Tetrachloroethane	Pump	N	SW8260	11/17/2004	0.44	U	µg/L	0.44
34475	Tetrachloroethene	Pump	N	SW8260	11/17/2004	0.17	U	µg/L	0.17
34010	Toluene	Pump	N	SW8260	11/17/2004	0.35	U	µg/L	0.35
34506	1,1,1-Trichloroethane	Pump	N	SW8260	11/17/2004	0.33	U	µg/L	0.33
34511	1,1,2-Trichloroethane	Pump	N	SW8260	11/17/2004	0.17	U	µg/L	0.17
39180	Trichloroethene	Pump	N	SW8260	11/17/2004	0.27	U	µg/L	0.27
34488	Trichlorofluoromethane	Pump	N	SW8260	11/17/2004	0.50	U	µg/L	0.50
77443	1,2,3-Trichloropropane	Pump	N	SW8260	11/17/2004	0.24	U	µg/L	0.24
77057	Vinyl acetate	Pump	N	SW8260	11/17/2004	0.46	U	µg/L	0.46
39175	Vinyl chloride	Pump	N	SW8260	11/17/2004	0.43	U	µg/L	0.43
34020	Xylenes, Total	Pump	N	SW8260	11/17/2004	0.35	I	µg/L	0.32

Data Qualifier Code Key:

- * Value exceeds Maximum Contaminant Level
- S Spike Recovery outside accepted recovery limits
- V Analyte detected in the associated Method Blank
- I Analyte detected below quantitation limits
- U Not Detected Above the MDL

Tomoka LF GW Nov 2004

PARAMETER MONITORING REPORT

Ground Water (Rule 62-520.400,.420, .460)

Surface Water (Rule 62-302.500, .510, .503)

Leachate (Rule 62-701.510)

LAB Submission Number: F04110016

Sample Number: F04110016-044

Facility WACS:	64-00027540	**Sample Date/Time:**	11/4/2004 1:02:00 PM
Well/Sampling Point WACS:	15792	**Report Period:**	Tomoka Nov 04
Well/Sampling Point Name:	B33-1	**Well Purged:**	YES
Classification of Groundwater:	G-II	**Well Type:**	Background
Ground Water Elevation: (NGVD):	24.92		

Storet Code	Parameter Monitored	Sampling Method	Filtered Y/N	Analysis Method	Analysis Date	Analysis Result	Q	Units	Detection Limits
	FIELD								
	Conductivity	Pump	N	FLD	11/4/2004	411		umhos/c	
	Depth To Water	Pump	N	FLD	11/4/2004	7.90			
	Dissolved Oxygen	Pump	N	FLD	11/4/2004	1.49		mg/L	
	pH	Pump	N	FLD	11/4/2004	5.59		S.U.	
	Reference Elevation	Pump	N	FLD	11/4/2004	32.82			
	Temperature	Pump	N	FLD	11/4/2004	23.6		deg C	
	Turbidity	Pump	N	FLD	11/4/2004	2.06		NTU	
	INORGANICS								
70300	Solids, Total Dissolved	Pump	N	E160.1	11/5/2004	320		mg/L	1.2
00940	Chloride	Pump	N	E300.0	11/6/2004	29		mg/L	0.036
00945	Sulfate	Pump	N	E300.0	11/6/2004	0.051	U	mg/L	0.051
00610	Nitrogen, Ammonia (As N)	Pump	N	E350.1	11/16/2004	0.23		mg/L	0.012
00620	Nitrogen, Nitrate	Pump	N	E353.2	11/4/2004	0.0042	U	mg/L	0.0042
	METALS								
01002	Arsenic	Pump	N	SW6010	11/5/2004	2.8	U	µg/L	2.8
01007	Barium	Pump	N	SW6010	11/5/2004	27		µg/L	0.23
01012	Beryllium	Pump	N	SW6010	11/5/2004	0.24	I	µg/L	0.056
01027	Cadmium	Pump	N	SW6010	11/5/2004	0.34	U	µg/L	0.34
01034	Chromium	Pump	N	SW6010	11/5/2004	5.6		µg/L	0.60
01037	Cobalt	Pump	N	SW6010	11/5/2004	2.7	I	µg/L	1.6
01042	Copper	Pump	N	SW6010	11/5/2004	0.47	U	µg/L	0.47
01045	Iron	Pump	N	SW6010	11/5/2004	7200	*V	µg/L	11
01051	Lead	Pump	N	SW6010	11/5/2004	2.2	U	µg/L	2.2
01067	Nickel	Pump	N	SW6010	11/5/2004	1.0	U	µg/L	1.0
01147	Selenium	Pump	N	SW6010	11/5/2004	3.1	U	µg/L	3.1
01077	Silver	Pump	N	SW6010	11/5/2004	0.93	U	µg/L	0.93
00929	Sodium	Pump	N	SW6010	11/5/2004	450 45000		µg/L	190
01087	Vanadium	Pump	N	SW6010	11/5/2004	7.8	I	µg/L	0.73
01092	Zinc	Pump	N	SW6010	11/5/2004	4.3	I	µg/L	3.5
	Antimony	Pump	N	SW6020	11/9/2004	0.40	U	µg/L	0.40

Data Qualifier Code Key:

- * Value exceeds Maximum Contaminant Level
- S Spike Recovery outside accepted recovery limits
- V Analyte detected in the associated Method Blank
- I Analyte detected below quantitation limits
- U Not Detected Above the MDL

Tomoka LF GW Nov 2004

PARAMETER MONITORING REPORT

Ground Water (Rule 62-520.400,.420, .460)

Surface Water (Rule 62-302.500, .510, .503)

Leachate (Rule 62-701.510)

LAB Submission Number: F04110016

Sample Number: F04110016-044

Facility WACS:	64-00027540	**Sample Date/Time:**	11/4/2004 1:02:00 PM
Well/Sampling Point WACS:	15792	**Report Period:**	Tomoka Nov 04
Well/Sampling Point Name:	B33-1	**Well Purged:**	YES
Classification of Groundwater:	G-II	**Well Type:**	Background
Ground Water Elevation: (NGVD):	24.92		

Storet Code	Parameter Monitored	Sampling Method	Filtered Y/N	Analysis Method	Analysis Date	Analysis Result	Q	Units	Detection Limits
	Thallium	Pump	N	SW6020	11/9/2004	0.12	U	µg/L	0.12
71900	Mercury	Pump	N	SW7470	11/11/2004	0.012	U	µg/L	0.012
	ORGANICS								
49146	1,2-Dibromo-3-chloropropane	Pump	N	SW8011	11/18/2004	0.0014	U	µg/L	0.0014
77651	Ethylene Dibromide	Pump	N	SW8011	11/18/2004	0.0030	U	µg/L	0.0030
81552	Acetone	Pump	N	SW8260	11/17/2004	3.7	U	µg/L	3.7
34215	Acrylonitrile	Pump	N	SW8260	11/17/2004	2.2	U	µg/L	2.2
34030	Benzene	Pump	N	SW8260	11/17/2004	0.23	U	µg/L	0.23
73085	Bromochloromethane	Pump	N	SW8260	11/17/2004	0.21	U	µg/L	0.21
32101	Bromodichloromethane	Pump	N	SW8260	11/17/2004	0.26	U	µg/L	0.26
32104	Bromoform	Pump	N	SW8260	11/17/2004	0.28	U	µg/L	0.28
34413	Bromomethane	Pump	N	SW8260	11/17/2004	0.60	U	µg/L	0.60
81595	2-Butanone	Pump	N	SW8260	11/17/2004	1.8	U	µg/L	1.8
77041	Carbon disulfide	Pump	N	SW8260	11/17/2004	0.49	U	µg/L	0.49
32102	Carbon tetrachloride	Pump	N	SW8260	11/17/2004	0.29	U	µg/L	0.29
34301	Chlorobenzene	Pump	N	SW8260	11/17/2004	0.15	U	µg/L	0.15
34311	Chloroethane	Pump	N	SW8260	11/17/2004	0.51	U	µg/L	0.51
32106	Chloroform	Pump	N	SW8260	11/17/2004	0.23	U	µg/L	0.23
34418	Chloromethane	Pump	N	SW8260	11/17/2004	0.50	U	µg/L	0.50
32105	Dibromochloromethane	Pump	N	SW8260	11/17/2004	0.19	U	µg/L	0.19
77596	Dibromomethane	Pump	N	SW8260	11/17/2004	0.30	U	µg/L	0.30
77268	trans-1,4-Dichloro-2-butene	Pump	N	SW8260	11/17/2004	0.64	U	µg/L	0.64
34536	1,2-Dichlorobenzene	Pump	N	SW8260	11/17/2004	0.19	U	µg/L	0.19
34571	1,4-Dichlorobenzene	Pump	N	SW8260	11/17/2004	0.19	U	µg/L	0.19
34496	1,1-Dichloroethane	Pump	N	SW8260	11/17/2004	0.26	U	µg/L	0.26
34531	1,2-Dichloroethane	Pump	N	SW8260	11/17/2004	0.19	U	µg/L	0.19
34501	1,1-Dichloroethene	Pump	N	SW8260	11/17/2004	0.40	U	µg/L	0.40
77093	cis-1,2-Dichloroethene	Pump	N	SW8260	11/17/2004	0.17	U	µg/L	0.17
34546	trans-1,2-Dichloroethene	Pump	N	SW8260	11/17/2004	0.17	U	µg/L	0.17
34541	1,2-Dichloropropane	Pump	N	SW8260	11/17/2004	0.33	U	µg/L	0.33
34704	cis-1,3-Dichloropropene	Pump	N	SW8260	11/17/2004	0.23	U	µg/L	0.23
34699	trans-1,3-Dichloropropene	Pump	N	SW8260	11/17/2004	0.25	U	µg/L	0.25

Data Qualifier Code Key:

- * Value exceeds Maximum Contaminant Level
- S Spike Recovery outside accepted recovery limits
- V Analyte detected in the associated Method Blank
- I Analyte detected below quantitation limits
- U Not Detected Above the MDL

Tomoka LF GW Nov 2004

PARAMETER MONITORING REPORT

Ground Water (Rule 62-520.400,.420, .460)

Surface Water (Rule 62-302.500, .510, .503)

Leachate (Rule 62-701.510)

LAB Submission Number: F04110016

Sample Number: F04110016-044

Facility WACS:	64-00027540	**Sample Date/Time:**	11/4/2004 1:02:00 PM
Well/Sampling Point WACS:	15792	**Report Period:**	Tomoka Nov 04
Well/Sampling Point Name:	B33-1	**Well Purged:**	YES
Classification of Groundwater:	G-II	**Well Type:**	Background
Ground Water Elevation: (NGVD):	24.92		

Storet Code	Parameter Monitored	Sampling Method	Filtered Y/N	Analysis Method	Analysis Date	Analysis Result	Q	Units	Detection Limits
34371	Ethylbenzene	Pump	N	SW8260	11/17/2004	0.20	U	µg/L	0.20
77103	2-Hexanone	Pump	N	SW8260	11/17/2004	0.28	U	µg/L	0.28
77424	Iodomethane	Pump	N	SW8260	11/17/2004	0.52	U	µg/L	0.52
81596	4-Methyl-2-pentanone	Pump	N	SW8260	11/17/2004	0.26	U	µg/L	0.26
34423	Methylene chloride	Pump	N	SW8260	11/17/2004	2.0	U	µg/L	2.0
77128	Styrene	Pump	N	SW8260	11/17/2004	0.12	U	µg/L	0.12
77562	1,1,1,2-Tetrachloroethane	Pump	N	SW8260	11/17/2004	0.24	U	µg/L	0.24
34516	1,1,2,2-Tetrachloroethane	Pump	N	SW8260	11/17/2004	0.44	U	µg/L	0.44
34475	Tetrachloroethene	Pump	N	SW8260	11/17/2004	0.17	U	µg/L	0.17
34010	Toluene	Pump	N	SW8260	11/17/2004	0.35	U	µg/L	0.35
34506	1,1,1-Trichloroethane	Pump	N	SW8260	11/17/2004	0.33	U	µg/L	0.33
34511	1,1,2-Trichloroethane	Pump	N	SW8260	11/17/2004	0.17	U	µg/L	0.17
39180	Trichloroethene	Pump	N	SW8260	11/17/2004	0.27	U	µg/L	0.27
34488	Trichlorofluoromethane	Pump	N	SW8260	11/17/2004	0.50	U	µg/L	0.50
77443	1,2,3-Trichloropropane	Pump	N	SW8260	11/17/2004	0.24	U	µg/L	0.24
77057	Vinyl acetate	Pump	N	SW8260	11/17/2004	0.46	U	µg/L	0.46
39175	Vinyl chloride	Pump	N	SW8260	11/17/2004	0.43	U	µg/L	0.43
34020	Xylenes, Total	Pump	N	SW8260	11/17/2004	0.32	U	µg/L	0.32

Data Qualifier Code Key:

- * Value exceeds Maximum Contaminant Level
- S Spike Recovery outside accepted recovery limits
- V Analyte detected in the associated Method Blank
- I Analyte detected below quantitation limits
- U Not Detected Above the MDL

Tomoka LF GW Nov 2004

PARAMETER MONITORING REPORT

Ground Water (Rule 62-520.400,.420, .460)

Surface Water (Rule 62-302.500, .510, .503)

Leachate (Rule 62-701.510)

LAB Submission Number: F04110016

Sample Number: F04110016-045

Facility WACS:	64-00027540	**Sample Date/Time:**	11/4/2004 1:24:00 PM
Well/Sampling Point WACS:	15793	**Report Period:**	Tomoka Nov 04
Well/Sampling Point Name:	B33-2	**Well Purged:**	YES
Classification of Groundwater:	G-II	**Well Type:**	Background
Ground Water Elevation: (NGVD):	26.9		

Storet Code	Parameter Monitored	Sampling Method	Filtered Y/N	Analysis Method	Analysis Date	Analysis Result	Q	Units	Detection Limits
	FIELD								
	Conductivity	Pump	N	FLD	11/4/2004	4122		umhos/c	
	Depth To Water	Pump	N	FLD	11/4/2004	5.2			
	Dissolved Oxygen	Pump	N	FLD	11/4/2004	1.36		mg/L	
	pH	Pump	N	FLD	11/4/2004	6.19		S.U.	
	Reference Elevation	Pump	N	FLD	11/4/2004	32.10			
	Temperature	Pump	N	FLD	11/4/2004	23.8		deg C	
	Turbidity	Pump	N	FLD	11/4/2004	44.2		NTU	
	INORGANICS								
70300	Solids, Total Dissolved	Pump	N	E160.1	11/5/2004	2000	*	mg/L	1.2
00940	Chloride	Pump	N	E300.0	11/6/2004	580	*	mg/L	0.72
00945	Sulfate	Pump	N	E300.0	11/6/2004	4.7	I	mg/L	1.0
00610	Nitrogen, Ammonia (As N)	Pump	N	E350.1	11/16/2004	6.7	*	mg/L	0.012
00620	Nitrogen, Nitrate	Pump	N	E353.2	11/4/2004	0.0042	U	mg/L	0.0042
	METALS								
01002	Arsenic	Pump	N	SW6010	11/5/2004	17		µg/L	2.8
01007	Barium	Pump	N	SW6010	11/5/2004	160		µg/L	0.23
01012	Beryllium	Pump	N	SW6010	11/5/2004	0.14	I	µg/L	0.056
01027	Cadmium	Pump	N	SW6010	11/5/2004	0.34	U	µg/L	0.34
01034	Chromium	Pump	N	SW6010	11/5/2004	16		µg/L	0.60
01037	Cobalt	Pump	N	SW6010	11/5/2004	20		µg/L	1.6
01042	Copper	Pump	N	SW6010	11/5/2004	1.5	I	µg/L	0.47
01045	Iron	Pump	N	SW6010	11/5/2004	30000	*V	µg/L	11
01051	Lead	Pump	N	SW6010	11/5/2004	3.3	I	µg/L	2.2
01067	Nickel	Pump	N	SW6010	11/5/2004	63		µg/L	1.0
01147	Selenium	Pump	N	SW6010	11/5/2004	3.1	U	µg/L	3.1
01077	Silver	Pump	N	SW6010	11/5/2004	0.93	U	µg/L	0.93
00929	Sodium	Pump	N	SW6010	11/5/2004	440 440000	*	µg/L	190
01087	Vanadium	Pump	N	SW6010	11/5/2004	25		µg/L	0.73
01092	Zinc	Pump	N	SW6010	11/5/2004	12	I	µg/L	3.5
	Antimony	Pump	N	SW6020	11/9/2004	0.63	I	µg/L	0.40

Data Qualifier Code Key:

- * Value exceeds Maximum Contaminant Level
- S Spike Recovery outside accepted recovery limits
- V Analyte detected in the associated Method Blank
- I Analyte detected below quantitation limits
- U Not Detected Above the MDL

Tomoka LF GW Nov 2004

PARAMETER MONITORING REPORT

Ground Water (Rule 62-520.400,.420, .460)

Surface Water (Rule 62-302.500, .510, .503)

Leachate (Rule 62-701.510)

LAB Submission Number: F04110016

Sample Number: F04110016-045

Facility WACS:	64-00027540	**Sample Date/Time:**	11/4/2004 1:24:00 PM
Well/Sampling Point WACS:	15793	**Report Period:**	Tomoka Nov 04
Well/Sampling Point Name:	B33-2	**Well Purged:**	YES
Classification of Groundwater:	G-II	**Well Type:**	Background
Ground Water Elevation: (NGVD):	26.9		

Storet Code	Parameter Monitored	Sampling Method	Filtered Y/N	Analysis Method	Analysis Date	Analysis Result	Q	Units	Detection Limits
	Thallium	Pump	N	SW6020	11/9/2004	0.12	U	µg/L	0.12
71900	Mercury	Pump	N	SW7470	11/11/2004	0.019	I	µg/L	0.012
	ORGANICS								
49146	1,2-Dibromo-3-chloropropane	Pump	N	SW8011	11/18/2004	0.0014	U	µg/L	0.0014
77651	Ethylene Dibromide	Pump	N	SW8011	11/18/2004	0.0030	U	µg/L	0.0030
81552	Acetone	Pump	N	SW8260	11/17/2004	11		µg/L	3.7
34215	Acrylonitrile	Pump	N	SW8260	11/17/2004	2.2	U	µg/L	2.2
34030	Benzene	Pump	N	SW8260	11/17/2004	0.23	U	µg/L	0.23
73085	Bromochloromethane	Pump	N	SW8260	11/17/2004	0.21	U	µg/L	0.21
32101	Bromodichloromethane	Pump	N	SW8260	11/17/2004	0.26	U	µg/L	0.26
32104	Bromoform	Pump	N	SW8260	11/17/2004	0.28	U	µg/L	0.28
34413	Bromomethane	Pump	N	SW8260	11/17/2004	0.60	U	µg/L	0.60
81595	2-Butanone	Pump	N	SW8260	11/17/2004	1.8	U	µg/L	1.8
77041	Carbon disulfide	Pump	N	SW8260	11/17/2004	0.49	U	µg/L	0.49
32102	Carbon tetrachloride	Pump	N	SW8260	11/17/2004	0.29	U	µg/L	0.29
34301	Chlorobenzene	Pump	N	SW8260	11/17/2004	0.15	U	µg/L	0.15
34311	Chloroethane	Pump	N	SW8260	11/17/2004	0.51	U	µg/L	0.51
32106	Chloroform	Pump	N	SW8260	11/17/2004	0.23	U	µg/L	0.23
34418	Chloromethane	Pump	N	SW8260	11/17/2004	0.50	U	µg/L	0.50
32105	Dibromochloromethane	Pump	N	SW8260	11/17/2004	0.19	U	µg/L	0.19
77596	Dibromomethane	Pump	N	SW8260	11/17/2004	0.30	U	µg/L	0.30
77268	trans-1,4-Dichloro-2-butene	Pump	N	SW8260	11/17/2004	0.64	U	µg/L	0.64
34536	1,2-Dichlorobenzene	Pump	N	SW8260	11/17/2004	0.19	U	µg/L	0.19
34571	1,4-Dichlorobenzene	Pump	N	SW8260	11/17/2004	0.19	U	µg/L	0.19
34496	1,1-Dichloroethane	Pump	N	SW8260	11/17/2004	0.26	U	µg/L	0.26
34531	1,2-Dichloroethane	Pump	N	SW8260	11/17/2004	0.19	U	µg/L	0.19
34501	1,1-Dichloroethene	Pump	N	SW8260	11/17/2004	0.40	U	µg/L	0.40
77093	cis-1,2-Dichloroethene	Pump	N	SW8260	11/17/2004	0.17	U	µg/L	0.17
34546	trans-1,2-Dichloroethene	Pump	N	SW8260	11/17/2004	0.17	U	µg/L	0.17
34541	1,2-Dichloropropane	Pump	N	SW8260	11/17/2004	0.33	U	µg/L	0.33
34704	cis-1,3-Dichloropropene	Pump	N	SW8260	11/17/2004	0.23	U	µg/L	0.23
34699	trans-1,3-Dichloropropene	Pump	N	SW8260	11/17/2004	0.25	U	µg/L	0.25

Data Qualifier Code Key:

- * Value exceeds Maximum Contaminant Level
- S Spike Recovery outside accepted recovery limits
- V Analyte detected in the associated Method Blank
- I Analyte detected below quantitation limits
- U Not Detected Above the MDL

Tomoka LF GW Nov 2004

PARAMETER MONITORING REPORT

Ground Water (Rule 62-520.400,.420, .460)

Surface Water (Rule 62-302.500, .510, .503)

Leachate (Rule 62-701.510)

LAB Submission Number: F04110016

Sample Number: F04110016-045

Facility WACS:	64-00027540	**Sample Date/Time:**	11/4/2004 1:24:00 PM
Well/Sampling Point WACS:	15793	**Report Period:**	Tomoka Nov 04
Well/Sampling Point Name:	B33-2	**Well Purged:**	YES
Classification of Groundwater:	G-II	**Well Type:**	Background
Ground Water Elevation: (NGVD):	26.9		

Storet Code	Parameter Monitored	Sampling Method	Filtered Y/N	Analysis Method	Analysis Date	Analysis Result	Q	Units	Detection Limits
34371	Ethylbenzene	Pump	N	SW8260	11/17/2004	0.20	U	µg/L	0.20
77103	2-Hexanone	Pump	N	SW8260	11/17/2004	0.28	U	µg/L	0.28
77424	Iodomethane	Pump	N	SW8260	11/17/2004	0.52	U	µg/L	0.52
81596	4-Methyl-2-pentanone	Pump	N	SW8260	11/17/2004	0.26	U	µg/L	0.26
34423	Methylene chloride	Pump	N	SW8260	11/17/2004	2.0	U	µg/L	2.0
77128	Styrene	Pump	N	SW8260	11/17/2004	0.12	U	µg/L	0.12
77562	1,1,1,2-Tetrachloroethane	Pump	N	SW8260	11/17/2004	0.24	U	µg/L	0.24
34516	1,1,2,2-Tetrachloroethane	Pump	N	SW8260	11/17/2004	0.44	U	µg/L	0.44
34475	Tetrachloroethene	Pump	N	SW8260	11/17/2004	0.17	U	µg/L	0.17
34010	Toluene	Pump	N	SW8260	11/17/2004	0.35	U	µg/L	0.35
34506	1,1,1-Trichloroethane	Pump	N	SW8260	11/17/2004	0.33	U	µg/L	0.33
34511	1,1,2-Trichloroethane	Pump	N	SW8260	11/17/2004	0.17	U	µg/L	0.17
39180	Trichloroethene	Pump	N	SW8260	11/17/2004	0.27	U	µg/L	0.27
34488	Trichlorofluoromethane	Pump	N	SW8260	11/17/2004	0.50	U	µg/L	0.50
77443	1,2,3-Trichloropropane	Pump	N	SW8260	11/17/2004	0.24	U	µg/L	0.24
77057	Vinyl acetate	Pump	N	SW8260	11/17/2004	0.46	U	µg/L	0.46
39175	Vinyl chloride	Pump	N	SW8260	11/17/2004	0.43	U	µg/L	0.43
34020	Xylenes, Total	Pump	N	SW8260	11/17/2004	0.32	U	µg/L	0.32

Data Qualifier Code Key:

- * Value exceeds Maximum Contaminant Level
- S Spike Recovery outside accepted recovery limits
- V Analyte detected in the associated Method Blank
- I Analyte detected below quantitation limits
- U Not Detected Above the MDL

Tomoka LF GW Nov 2004

PARAMETER MONITORING REPORT

Ground Water (Rule 62-520.400,.420, .460)

Surface Water (Rule 62-302.500, .510, .503)

Leachate (Rule 62-701.510)

LAB Submission Number: F04110016

Sample Number: F04110016-046

Facility WACS:	64-00027540	**Sample Date/Time:**	11/4/2004 2:08:00 PM
Well/Sampling Point WACS:	15791	**Report Period:**	Tomoka Nov 04
Well/Sampling Point Name:	B-32	**Well Purged:**	YES
Classification of Groundwater:	G-II	**Well Type:**	Background
Ground Water Elevation: (NGVD):	27.74		

Storet Code	Parameter Monitored	Sampling Method	Filtered Y/N	Analysis Method	Analysis Date	Analysis Result	Q	Units	Detection Limits
	FIELD								
	Conductivity	Pump	N	FLD	11/4/2004	465		umhos/c	
	Depth To Water	Pump	N	FLD	11/4/2004	2.77			
	Dissolved Oxygen	Pump	N	FLD	11/4/2004	1.47		mg/L	
	pH	Pump	N	FLD	11/4/2004	7.39		S.U.	
	Reference Elevation	Pump	N	FLD	11/4/2004	30.51			
	Temperature	Pump	N	FLD	11/4/2004	24.3		deg C	
	Turbidity	Pump	N	FLD	11/4/2004	15.8		NTU	
	INORGANICS								
70300	Solids, Total Dissolved	Pump	N	E160.1	11/5/2004	240		mg/L	1.2
00940	Chloride	Pump	N	E300.0	11/6/2004	16		mg/L	0.036
00945	Sulfate	Pump	N	E300.0	11/6/2004	7.8		mg/L	0.051
00610	Nitrogen, Ammonia (As N)	Pump	N	E350.1	11/16/2004	0.092		mg/L	0.012
00620	Nitrogen, Nitrate	Pump	N	E353.2	11/4/2004	0.0042	U	mg/L	0.0042
	METALS								
01002	Arsenic	Pump	N	SW6010	11/5/2004	2.8	U	µg/L	2.8
01007	Barium	Pump	N	SW6010	11/5/2004	21		µg/L	0.23
01012	Beryllium	Pump	N	SW6010	11/5/2004	0.056	U	µg/L	0.056
01027	Cadmium	Pump	N	SW6010	11/5/2004	0.34	U	µg/L	0.34
01034	Chromium	Pump	N	SW6010	11/5/2004	0.93	I	µg/L	0.60
01037	Cobalt	Pump	N	SW6010	11/5/2004	3.5	I	µg/L	1.6
01042	Copper	Pump	N	SW6010	11/5/2004	0.54	I	µg/L	0.47
01045	Iron	Pump	N	SW6010	11/5/2004	3300	*V	µg/L	11
01051	Lead	Pump	N	SW6010	11/5/2004	2.2	U	µg/L	2.2
01067	Nickel	Pump	N	SW6010	11/5/2004	1.0	U	µg/L	1.0
01147	Selenium	Pump	N	SW6010	11/5/2004	3.1	U	µg/L	3.1
01077	Silver	Pump	N	SW6010	11/5/2004	0.93	U	µg/L	0.93
00929	Sodium	Pump	N	SW6010	11/5/2004	26000		µg/L	190
01087	Vanadium	Pump	N	SW6010	11/5/2004	1.6	I	µg/L	0.73
01092	Zinc	Pump	N	SW6010	11/5/2004	6.7	I	µg/L	3.5
	Antimony	Pump	N	SW6020	11/9/2004	0.40	U	µg/L	0.40

Data Qualifier Code Key:

- * Value exceeds Maximum Contaminant Level
- S Spike Recovery outside accepted recovery limits
- V Analyte detected in the associated Method Blank
- I Analyte detected below quantitation limits
- U Not Detected Above the MDL

Tomoka LF GW Nov 2004

PARAMETER MONITORING REPORT

Ground Water (Rule 62-520.400,.420, .460)

Surface Water (Rule 62-302.500, .510, .503)

Leachate (Rule 62-701.510)

LAB Submission Number: F04110016

Sample Number: F04110016-046

Facility WACS:	64-00027540	**Sample Date/Time:**	11/4/2004 2:08:00 PM
Well/Sampling Point WACS:	15791	**Report Period:**	Tomoka Nov 04
Well/Sampling Point Name:	B-32	**Well Purged:**	YES
Classification of Groundwater:	G-II	**Well Type:**	Background
Ground Water Elevation: (NGVD):	27.74		

Storet Code	Parameter Monitored	Sampling Method	Filtered Y/N	Analysis Method	Analysis Date	Analysis Result	Q	Units	Detection Limits
	Thallium	Pump	N	SW6020	11/9/2004	0.12	U	µg/L	0.12
71900	Mercury	Pump	N	SW7470	11/11/2004	0.012	U	µg/L	0.012
	ORGANICS								
49146	1,2-Dibromo-3-chloropropane	Pump	N	SW8011	11/18/2004	0.0014	U	µg/L	0.0014
77651	Ethylene Dibromide	Pump	N	SW8011	11/18/2004	0.0030	U	µg/L	0.0030
81552	Acetone	Pump	N	SW8260	11/17/2004	3.7	U	µg/L	3.7
34215	Acrylonitrile	Pump	N	SW8260	11/17/2004	2.2	U	µg/L	2.2
34030	Benzene	Pump	N	SW8260	11/17/2004	0.23	U	µg/L	0.23
73085	Bromochloromethane	Pump	N	SW8260	11/17/2004	0.21	U	µg/L	0.21
32101	Bromodichloromethane	Pump	N	SW8260	11/17/2004	0.26	U	µg/L	0.26
32104	Bromoform	Pump	N	SW8260	11/17/2004	0.28	U	µg/L	0.28
34413	Bromomethane	Pump	N	SW8260	11/17/2004	0.60	U	µg/L	0.60
81595	2-Butanone	Pump	N	SW8260	11/17/2004	1.8	U	µg/L	1.8
77041	Carbon disulfide	Pump	N	SW8260	11/17/2004	0.49	U	µg/L	0.49
32102	Carbon tetrachloride	Pump	N	SW8260	11/17/2004	0.29	U	µg/L	0.29
34301	Chlorobenzene	Pump	N	SW8260	11/17/2004	0.15	U	µg/L	0.15
34311	Chloroethane	Pump	N	SW8260	11/17/2004	0.51	U	µg/L	0.51
32106	Chloroform	Pump	N	SW8260	11/17/2004	0.23	U	µg/L	0.23
34418	Chloromethane	Pump	N	SW8260	11/17/2004	0.50	U	µg/L	0.50
32105	Dibromochloromethane	Pump	N	SW8260	11/17/2004	0.19	U	µg/L	0.19
77596	Dibromomethane	Pump	N	SW8260	11/17/2004	0.30	U	µg/L	0.30
77268	trans-1,4-Dichloro-2-butene	Pump	N	SW8260	11/17/2004	0.64	U	µg/L	0.64
34536	1,2-Dichlorobenzene	Pump	N	SW8260	11/17/2004	0.19	U	µg/L	0.19
34571	1,4-Dichlorobenzene	Pump	N	SW8260	11/17/2004	0.19	U	µg/L	0.19
34496	1,1-Dichloroethane	Pump	N	SW8260	11/17/2004	0.26	U	µg/L	0.26
34531	1,2-Dichloroethane	Pump	N	SW8260	11/17/2004	0.19	U	µg/L	0.19
34501	1,1-Dichloroethene	Pump	N	SW8260	11/17/2004	0.40	U	µg/L	0.40
77093	cis-1,2-Dichloroethene	Pump	N	SW8260	11/17/2004	0.17	U	µg/L	0.17
34546	trans-1,2-Dichloroethene	Pump	N	SW8260	11/17/2004	0.17	U	µg/L	0.17
34541	1,2-Dichloropropane	Pump	N	SW8260	11/17/2004	0.33	U	µg/L	0.33
34704	cis-1,3-Dichloropropene	Pump	N	SW8260	11/17/2004	0.23	U	µg/L	0.23
34699	trans-1,3-Dichloropropene	Pump	N	SW8260	11/17/2004	0.25	U	µg/L	0.25

Data Qualifier Code Key:

- * Value exceeds Maximum Contaminant Level
- S Spike Recovery outside accepted recovery limits
- V Analyte detected in the associated Method Blank
- I Analyte detected below quantitation limits
- U Not Detected Above the MDL

Tomoka LF GW Nov 2004

PARAMETER MONITORING REPORT

Ground Water (Rule 62-520.400,.420, .460)

Surface Water (Rule 62-302.500, .510, .503)

Leachate (Rule 62-701.510)

LAB Submission Number: F04110016

Sample Number: F04110016-046

Facility WACS:	64-00027540	**Sample Date/Time:**	11/4/2004 2:08:00 PM
Well/Sampling Point WACS:	15791	**Report Period:**	Tomoka Nov 04
Well/Sampling Point Name:	B-32	**Well Purged:**	YES
Classification of Groundwater:	G-II	**Well Type:**	Background
Ground Water Elevation: (NGVD):	27.74		

Storet Code	Parameter Monitored	Sampling Method	Filtered Y/N	Analysis Method	Analysis Date	Analysis Result	Q	Units	Detection Limits
34371	Ethylbenzene	Pump	N	SW8260	11/17/2004	0.20	U	µg/L	0.20
77103	2-Hexanone	Pump	N	SW8260	11/17/2004	0.28	U	µg/L	0.28
77424	Iodomethane	Pump	N	SW8260	11/17/2004	0.52	U	µg/L	0.52
81596	4-Methyl-2-pentanone	Pump	N	SW8260	11/17/2004	0.26	U	µg/L	0.26
34423	Methylene chloride	Pump	N	SW8260	11/17/2004	2.0	U	µg/L	2.0
77128	Styrene	Pump	N	SW8260	11/17/2004	0.12	U	µg/L	0.12
77562	1,1,1,2-Tetrachloroethane	Pump	N	SW8260	11/17/2004	0.24	U	µg/L	0.24
34516	1,1,2,2-Tetrachloroethane	Pump	N	SW8260	11/17/2004	0.44	U	µg/L	0.44
34475	Tetrachloroethene	Pump	N	SW8260	11/17/2004	0.17	U	µg/L	0.17
34010	Toluene	Pump	N	SW8260	11/17/2004	0.35	U	µg/L	0.35
34506	1,1,1-Trichloroethane	Pump	N	SW8260	11/17/2004	0.33	U	µg/L	0.33
34511	1,1,2-Trichloroethane	Pump	N	SW8260	11/17/2004	0.17	U	µg/L	0.17
39180	Trichloroethene	Pump	N	SW8260	11/17/2004	0.27	U	µg/L	0.27
34488	Trichlorofluoromethane	Pump	N	SW8260	11/17/2004	0.50	U	µg/L	0.50
77443	1,2,3-Trichloropropane	Pump	N	SW8260	11/17/2004	0.24	U	µg/L	0.24
77057	Vinyl acetate	Pump	N	SW8260	11/17/2004	0.46	U	µg/L	0.46
39175	Vinyl chloride	Pump	N	SW8260	11/17/2004	0.43	U	µg/L	0.43
34020	Xylenes, Total	Pump	N	SW8260	11/17/2004	0.32	U	µg/L	0.32

Data Qualifier Code Key:

- * Value exceeds Maximum Contaminant Level
- S Spike Recovery outside accepted recovery limits
- V Analyte detected in the associated Method Blank
- I Analyte detected below quantitation limits
- U Not Detected Above the MDL

Tomoka LF GW Nov 2004

PARAMETER MONITORING REPORT

Ground Water (Rule 62-520.400,.420, .460)

Surface Water (Rule 62-302.500, .510, .503)

Leachate (Rule 62-701.510)

LAB Submission Number: F04110016

Sample Number: F04110016-047

Facility WACS:	64-00027540	**Sample Date/Time:**	11/4/2004 4:10:00 PM
Well/Sampling Point WACS:		**Report Period:**	Tomoka Nov 04
Well/Sampling Point Name:	Trip Blank	**Well Purged:**	YES
Classification of Groundwater:	G-II	**Well Type:**	
Ground Water Elevation: (NGVD):			

Storet Code	Parameter Monitored	Sampling Method	Filtered Y/N	Analysis Method	Analysis Date	Analysis Result	Q	Units	Detection Limits
	ORGANICS								
81552	Acetone		N	SW8260	11/17/2004	3.7	U	µg/L	3.7
34215	Acrylonitrile		N	SW8260	11/17/2004	2.2	U	µg/L	2.2
34030	Benzene		N	SW8260	11/17/2004	0.23	U	µg/L	0.23
73085	Bromochloromethane		N	SW8260	11/17/2004	0.21	U	µg/L	0.21
32101	Bromodichloromethane		N	SW8260	11/17/2004	0.26	U	µg/L	0.26
32104	Bromoform		N	SW8260	11/17/2004	0.28	U	µg/L	0.28
34413	Bromomethane		N	SW8260	11/17/2004	0.60	U	µg/L	0.60
81595	2-Butanone		N	SW8260	11/17/2004	1.8	U	µg/L	1.8
77041	Carbon disulfide		N	SW8260	11/17/2004	0.49	U	µg/L	0.49
32102	Carbon tetrachloride		N	SW8260	11/17/2004	0.29	U	µg/L	0.29
34301	Chlorobenzene		N	SW8260	11/17/2004	0.15	U	µg/L	0.15
34311	Chloroethane		N	SW8260	11/17/2004	0.51	U	µg/L	0.51
32106	Chloroform		N	SW8260	11/17/2004	0.23	U	µg/L	0.23
34418	Chloromethane		N	SW8260	11/17/2004	0.50	U	µg/L	0.50
32105	Dibromochloromethane		N	SW8260	11/17/2004	0.19	U	µg/L	0.19
77596	Dibromomethane		N	SW8260	11/17/2004	0.30	U	µg/L	0.30
77268	trans-1,4-Dichloro-2-butene		N	SW8260	11/17/2004	0.64	U	µg/L	0.64
34536	1,2-Dichlorobenzene		N	SW8260	11/17/2004	0.19	U	µg/L	0.19
34571	1,4-Dichlorobenzene		N	SW8260	11/17/2004	0.19	U	µg/L	0.19
34496	1,1-Dichloroethane		N	SW8260	11/17/2004	0.26	U	µg/L	0.26
34531	1,2-Dichloroethane		N	SW8260	11/17/2004	0.19	U	µg/L	0.19
34501	1,1-Dichloroethene		N	SW8260	11/17/2004	0.40	U	µg/L	0.40
77093	cis-1,2-Dichloroethene		N	SW8260	11/17/2004	0.17	U	µg/L	0.17
34546	trans-1,2-Dichloroethene		N	SW8260	11/17/2004	0.17	U	µg/L	0.17
34541	1,2-Dichloropropane		N	SW8260	11/17/2004	0.33	U	µg/L	0.33
34704	cis-1,3-Dichloropropene		N	SW8260	11/17/2004	0.23	U	µg/L	0.23
34699	trans-1,3-Dichloropropene		N	SW8260	11/17/2004	0.25	U	µg/L	0.25
34371	Ethylbenzene		N	SW8260	11/17/2004	0.20	U	µg/L	0.20
77103	2-Hexanone		N	SW8260	11/17/2004	0.28	U	µg/L	0.28
77424	Iodomethane		N	SW8260	11/17/2004	0.52	U	µg/L	0.52
81596	4-Methyl-2-pentanone		N	SW8260	11/17/2004	0.26	U	µg/L	0.26

Data Qualifier Code Key:

- * Value exceeds Maximum Contaminant Level
- S Spike Recovery outside accepted recovery limits
- V Analyte detected in the associated Method Blank
- I Analyte detected below quantitation limits
- U Not Detected Above the MDL

Tomoka LF GW Nov 2004

PARAMETER MONITORING REPORT

Ground Water (Rule 62-520.400,.420, .460)

Surface Water (Rule 62-302.500, .510, .503)

Leachate (Rule 62-701.510)

LAB Submission Number: F04110016

Sample Number: F04110016-047

Facility WACS:	64-00027540	**Sample Date/Time:**	11/4/2004 4:10:00 PM
Well/Sampling Point WACS:		**Report Period:**	Tomoka Nov 04
Well/Sampling Point Name:	Trip Blank	**Well Purged:**	YES
Classification of Groundwater:	G-II	**Well Type:**	
Ground Water Elevation: (NGVD):			

Storet Code	Parameter Monitored	Sampling Method	Filtered Y/N	Analysis Method	Analysis Date	Analysis Result	Q	Units	Detection Limits
34423	Methylene chloride		N	SW8260	11/17/2004	2.0	U	µg/L	2.0
77128	Styrene		N	SW8260	11/17/2004	0.12	U	µg/L	0.12
77562	1,1,1,2-Tetrachloroethane		N	SW8260	11/17/2004	0.24	U	µg/L	0.24
34516	1,1,2,2-Tetrachloroethane		N	SW8260	11/17/2004	0.44	U	µg/L	0.44
34475	Tetrachloroethene		N	SW8260	11/17/2004	0.17	U	µg/L	0.17
34010	Toluene		N	SW8260	11/17/2004	0.35	U	µg/L	0.35
34506	1,1,1-Trichloroethane		N	SW8260	11/17/2004	0.33	U	µg/L	0.33
34511	1,1,2-Trichloroethane		N	SW8260	11/17/2004	0.17	U	µg/L	0.17
39180	Trichloroethene		N	SW8260	11/17/2004	0.27	U	µg/L	0.27
34488	Trichlorofluoromethane		N	SW8260	11/17/2004	0.50	U	µg/L	0.50
77443	1,2,3-Trichloropropane		N	SW8260	11/17/2004	0.24	U	µg/L	0.24
77057	Vinyl acetate		N	SW8260	11/17/2004	0.46	U	µg/L	0.46
39175	Vinyl chloride		N	SW8260	11/17/2004	0.43	U	µg/L	0.43
34020	Xylenes, Total		N	SW8260	11/17/2004	0.32	U	µg/L	0.32

Data Qualifier Code Key:

- * Value exceeds Maximum Contaminant Level
- S Spike Recovery outside accepted recovery limits
- V Analyte detected in the associated Method Blank
- I Analyte detected below quantitation limits
- U Not Detected Above the MDL

Tomoka LF GW Nov 2004

PARAMETER MONITORING REPORT

Ground Water (Rule 62-520.400,.420, .460)

Surface Water (Rule 62-302.500, .510, .503)

Leachate (Rule 62-701.510)

LAB Submission Number: F04110016

Sample Number: F04110016-048

Facility WACS:	64-00027540	**Sample Date/Time:**	11/5/2004 9:50:00 AM
Well/Sampling Point WACS:		**Report Period:**	Tomoka Nov 04
Well/Sampling Point Name:	EQ Blank	**Well Purged:**	YES
Classification of Groundwater:	G-II	**Well Type:**	
Ground Water Elevation: (NGVD):			

Storet Code	Parameter Monitored	Sampling Method	Filtered Y/N	Analysis Method	Analysis Date	Analysis Result	Q	Units	Detection Limits
	INORGANICS								
70300	Solids, Total Dissolved		N	E160.1	11/5/2004	1.2	U	mg/L	1.2
00940	Chloride		N	E300.0	11/7/2004	0.036	U	mg/L	0.036
00945	Sulfate		N	E300.0	11/7/2004	0.051	U	mg/L	0.051
00610	Nitrogen, Ammonia (As N)		N	E350.1	11/16/2004	0.012	U	mg/L	0.012
00620	Nitrogen, Nitrate		N	E353.2	11/5/2004	0.0042	U	mg/L	0.0042
	METALS								
01002	Arsenic		N	SW6010	11/10/2004	2.8	U	µg/L	2.8
01007	Barium		N	SW6010	11/10/2004	0.23	U	µg/L	0.23
01012	Beryllium		N	SW6010	11/10/2004	0.056	U	µg/L	0.056
01027	Cadmium		N	SW6010	11/10/2004	0.34	U	µg/L	0.34
01034	Chromium		N	SW6010	11/10/2004	0.60	U	µg/L	0.60
01037	Cobalt		N	SW6010	11/10/2004	1.6	U	µg/L	1.6
01042	Copper		N	SW6010	11/10/2004	0.47	U	µg/L	0.47
01045	Iron		N	SW6010	11/10/2004	11	U	µg/L	11
01051	Lead		N	SW6010	11/10/2004	2.2	U	µg/L	2.2
01067	Nickel		N	SW6010	11/10/2004	1.0	U	µg/L	1.0
01147	Selenium		N	SW6010	11/10/2004	3.1	U	µg/L	3.1
01077	Silver		N	SW6010	11/10/2004	0.93	U	µg/L	0.93
00929	Sodium		N	SW6010	11/10/2004	190	U	µg/L	190
01087	Vanadium		N	SW6010	11/10/2004	0.73	U	µg/L	0.73
01092	Zinc		N	SW6010	11/10/2004	3.5	U	µg/L	3.5
	Antimony		N	SW6020	11/15/2004	0.40	U	µg/L	0.40
	Thallium		N	SW6020	11/15/2004	0.30	I	µg/L	0.12
71900	Mercury		N	SW7470	11/11/2004	0.012	U	µg/L	0.012
	ORGANICS								
49146	1,2-Dibromo-3-chloropropane		N	SW8011	11/18/2004	0.0014	U	µg/L	0.0014
77651	Ethylene Dibromide		N	SW8011	11/18/2004	0.0030	U	µg/L	0.0030
81552	Acetone		N	SW8260	11/17/2004	3.7	U	µg/L	3.7
34215	Acrylonitrile		N	SW8260	11/17/2004	2.2	U	µg/L	2.2
34030	Benzene		N	SW8260	11/17/2004	0.23	U	µg/L	0.23

Data Qualifier Code Key:

- * Value exceeds Maximum Contaminant Level
- S Spike Recovery outside accepted recovery limits
- V Analyte detected in the associated Method Blank
- I Analyte detected below quantitation limits
- U Not Detected Above the MDL

Tomoka LF GW Nov 2004

PARAMETER MONITORING REPORT

Ground Water (Rule 62-520.400,.420, .460)

Surface Water (Rule 62-302.500, .510, .503)

Leachate (Rule 62-701.510)

LAB Submission Number: F04110016

Sample Number: F04110016-048

Facility WACS:	64-00027540	**Sample Date/Time:**	11/5/2004 9:50:00 AM
Well/Sampling Point WACS:		**Report Period:**	Tomoka Nov 04
Well/Sampling Point Name:	EQ Blank	**Well Purged:**	YES
Classification of Groundwater:	G-II	**Well Type:**	
Ground Water Elevation: (NGVD):			

Storet Code	Parameter Monitored	Sampling Method	Filtered Y/N	Analysis Method	Analysis Date	Analysis Result	Q	Units	Detection Limits
73085	Bromochloromethane		N	SW8260	11/17/2004	0.21	U	µg/L	0.21
32101	Bromodichloromethane		N	SW8260	11/17/2004	0.26	U	µg/L	0.26
32104	Bromoform		N	SW8260	11/17/2004	0.28	U	µg/L	0.28
34413	Bromomethane		N	SW8260	11/17/2004	0.60	U	µg/L	0.60
81595	2-Butanone		N	SW8260	11/17/2004	1.8	U	µg/L	1.8
77041	Carbon disulfide		N	SW8260	11/17/2004	0.49	U	µg/L	0.49
32102	Carbon tetrachloride		N	SW8260	11/17/2004	0.29	U	µg/L	0.29
34301	Chlorobenzene		N	SW8260	11/17/2004	0.15	U	µg/L	0.15
34311	Chloroethane		N	SW8260	11/17/2004	0.51	U	µg/L	0.51
32106	Chloroform		N	SW8260	11/17/2004	0.23	U	µg/L	0.23
34418	Chloromethane		N	SW8260	11/17/2004	0.50	U	µg/L	0.50
32105	Dibromochloromethane		N	SW8260	11/17/2004	0.19	U	µg/L	0.19
77596	Dibromomethane		N	SW8260	11/17/2004	0.30	U	µg/L	0.30
77268	trans-1,4-Dichloro-2-butene		N	SW8260	11/17/2004	0.64	U	µg/L	0.64
34536	1,2-Dichlorobenzene		N	SW8260	11/17/2004	0.19	U	µg/L	0.19
34571	1,4-Dichlorobenzene		N	SW8260	11/17/2004	0.19	U	µg/L	0.19
34496	1,1-Dichloroethane		N	SW8260	11/17/2004	0.26	U	µg/L	0.26
34531	1,2-Dichloroethane		N	SW8260	11/17/2004	0.19	U	µg/L	0.19
34501	1,1-Dichloroethene		N	SW8260	11/17/2004	0.40	U	µg/L	0.40
77093	cis-1,2-Dichloroethene		N	SW8260	11/17/2004	0.17	U	µg/L	0.17
34546	trans-1,2-Dichloroethene		N	SW8260	11/17/2004	0.17	U	µg/L	0.17
34541	1,2-Dichloropropane		N	SW8260	11/17/2004	0.33	U	µg/L	0.33
34704	cis-1,3-Dichloropropene		N	SW8260	11/17/2004	0.23	U	µg/L	0.23
34699	trans-1,3-Dichloropropene		N	SW8260	11/17/2004	0.25	U	µg/L	0.25
34371	Ethylbenzene		N	SW8260	11/17/2004	0.20	U	µg/L	0.20
77103	2-Hexanone		N	SW8260	11/17/2004	0.28	U	µg/L	0.28
77424	Iodomethane		N	SW8260	11/17/2004	0.52	U	µg/L	0.52
81596	4-Methyl-2-pentanone		N	SW8260	11/17/2004	0.26	U	µg/L	0.26
34423	Methylene chloride		N	SW8260	11/17/2004	2.0	U	µg/L	2.0
77128	Styrene		N	SW8260	11/17/2004	0.12	U	µg/L	0.12
77562	1,1,1,2-Tetrachloroethane		N	SW8260	11/17/2004	0.24	U	µg/L	0.24
34516	1,1,2,2-Tetrachloroethane		N	SW8260	11/17/2004	0.44	U	µg/L	0.44
34475	Tetrachloroethene		N	SW8260	11/17/2004	0.17	U	µg/L	0.17

Data Qualifier Code Key:

- * Value exceeds Maximum Contaminant Level
- S Spike Recovery outside accepted recovery limits
- V Analyte detected in the associated Method Blank
- I Analyte detected below quantitation limits
- U Not Detected Above the MDL

Tomoka LF GW Nov 2004

PARAMETER MONITORING REPORT

Ground Water (Rule 62-520.400,.420, .460)

Surface Water (Rule 62-302.500, .510, .503)

Leachate (Rule 62-701.510)

LAB Submission Number: F04110016

Sample Number: F04110016-048

Facility WACS:	64-00027540	**Sample Date/Time:**	11/5/2004 9:50:00 AM
Well/Sampling Point WACS:		**Report Period:**	Tomoka Nov 04
Well/Sampling Point Name:	EQ Blank	**Well Purged:**	YES
Classification of Groundwater:	G-II	**Well Type:**	
Ground Water Elevation: (NGVD):			

Storet Code	Parameter Monitored	Sampling Method	Filtered Y/N	Analysis Method	Analysis Date	Analysis Result	Q	Units	Detection Limits
34010	Toluene		N	SW8260	11/17/2004	0.35	U	µg/L	0.35
34506	1,1,1-Trichloroethane		N	SW8260	11/17/2004	0.33	U	µg/L	0.33
34511	1,1,2-Trichloroethane		N	SW8260	11/17/2004	0.17	U	µg/L	0.17
39180	Trichloroethene		N	SW8260	11/17/2004	0.27	U	µg/L	0.27
34488	Trichlorofluoromethane		N	SW8260	11/17/2004	0.50	U	µg/L	0.50
77443	1,2,3-Trichloropropane		N	SW8260	11/17/2004	0.24	U	µg/L	0.24
77057	Vinyl acetate		N	SW8260	11/17/2004	0.46	U	µg/L	0.46
39175	Vinyl chloride		N	SW8260	11/17/2004	0.43	U	µg/L	0.43
34020	Xylenes, Total		N	SW8260	11/17/2004	0.32	U	µg/L	0.32

Data Qualifier Code Key:

*	Value exceeds Maximum Contaminant Level	I	Analyte detected below quantitation limits
S	Spike Recovery outside accepted recovery limits	U	Not Detected Above the MDL
V	Analyte detected in the associated Method Blank		

Tomoka LF GW Nov 2004

PARAMETER MONITORING REPORT

Ground Water (Rule 62-520.400,.420, .460)

Surface Water (Rule 62-302.500, .510, .503)

Leachate (Rule 62-701.510)

LAB Submission Number: F04110016

Sample Number: F04110016-049

Facility WACS:	64-00027540	**Sample Date/Time:**	11/5/2004 10:23:00 AM
Well/Sampling Point WACS:	15636	**Report Period:**	Tomoka Nov 04
Well/Sampling Point Name:	FA2C	**Well Purged:**	YES
Classification of Groundwater:	G-II	**Well Type:**	Compliance
Ground Water Elevation: (NGVD):	16.32		

Storet Code	Parameter Monitored	Sampling Method	Filtered Y/N	Analysis Method	Analysis Date	Analysis Result	Q	Units	Detection Limits
	FIELD								
	Conductivity	Pump	N	FLD	11/5/2004	588		umhos/c	
	Depth To Water	Pump	N	FLD	11/5/2004	10.58			
	Dissolved Oxygen	Pump	N	FLD	11/5/2004	1.31		mg/L	
	pH	Pump	N	FLD	11/5/2004	8.79		S.U.	
	Reference Elevation	Pump	N	FLD	11/5/2004	26.90			
	Temperature	Pump	N	FLD	11/5/2004	22.2		deg C	
	Turbidity	Pump	N	FLD	11/5/2004	4.15		NTU	
	INORGANICS								
70300	Solids, Total Dissolved	Pump	N	E160.1	11/5/2004	320		mg/L	1.2
00940	Chloride	Pump	N	E300.0	11/7/2004	59		mg/L	0.036
00945	Sulfate	Pump	N	E300.0	11/7/2004	0.63		mg/L	0.051
00610	Nitrogen, Ammonia (As N)	Pump	N	E350.1	11/16/2004	0.63		mg/L	0.012
00620	Nitrogen, Nitrate	Pump	N	E353.2	11/5/2004	0.0042	U	mg/L	0.0042
	METALS								
01002	Arsenic	Pump	N	SW6010	11/10/2004	2.8	U	µg/L	2.8
01007	Barium	Pump	N	SW6010	11/10/2004	8.1	I	µg/L	0.23
01012	Beryllium	Pump	N	SW6010	11/10/2004	0.056	U	µg/L	0.056
01027	Cadmium	Pump	N	SW6010	11/10/2004	0.34	U	µg/L	0.34
01034	Chromium	Pump	N	SW6010	11/10/2004	1.2	I	µg/L	0.60
01037	Cobalt	Pump	N	SW6010	11/10/2004	1.6	U	µg/L	1.6
01042	Copper	Pump	N	SW6010	11/10/2004	1.4	I	µg/L	0.47
01045	Iron	Pump	N	SW6010	11/10/2004	47	V	µg/L	11
01051	Lead	Pump	N	SW6010	11/10/2004	2.2	U	µg/L	2.2
01067	Nickel	Pump	N	SW6010	11/10/2004	1.0	U	µg/L	1.0
01147	Selenium	Pump	N	SW6010	11/10/2004	3.1	U	µg/L	3.1
01077	Silver	Pump	N	SW6010	11/10/2004	0.93	U	µg/L	0.93
00929	Sodium	Pump	N	SW6010	11/10/2004	62000	V	µg/L	190
01087	Vanadium	Pump	N	SW6010	11/10/2004	0.73	U	µg/L	0.73
01092	Zinc	Pump	N	SW6010	11/10/2004	3.5	U	µg/L	3.5
	Antimony	Pump	N	SW6020	11/15/2004	0.40	U	µg/L	0.40

Data Qualifier Code Key:

- * Value exceeds Maximum Contaminant Level
- S Spike Recovery outside accepted recovery limits
- V Analyte detected in the associated Method Blank
- I Analyte detected below quantitation limits
- U Not Detected Above the MDL

Tomoka LF GW Nov 2004

PARAMETER MONITORING REPORT

Ground Water (Rule 62-520.400,.420, .460)

Surface Water (Rule 62-302.500, .510, .503)

Leachate (Rule 62-701.510)

LAB Submission Number: F04110016

Sample Number: F04110016-049

Facility WACS:	64-00027540	**Sample Date/Time:**	11/5/2004 10:23:00 AM
Well/Sampling Point WACS:	15636	**Report Period:**	Tomoka Nov 04
Well/Sampling Point Name:	FA2C	**Well Purged:**	YES
Classification of Groundwater:	G-II	**Well Type:**	Compliance
Ground Water Elevation: (NGVD):	16.32		

Storet Code	Parameter Monitored	Sampling Method	Filtered Y/N	Analysis Method	Analysis Date	Analysis Result	Q	Units	Detection Limits
	Thallium	Pump	N	SW6020	11/15/2004	0.12	U	µg/L	0.12
71900	Mercury	Pump	N	SW7470	11/11/2004	0.012	U	µg/L	0.012
	ORGANICS								
49146	1,2-Dibromo-3-chloropropane	Pump	N	SW8011	11/18/2004	0.0014	U	µg/L	0.0014
77651	Ethylene Dibromide	Pump	N	SW8011	11/18/2004	0.0030	U	µg/L	0.0030
81552	Acetone	Pump	N	SW8260	11/17/2004	3.7	U	µg/L	3.7
34215	Acrylonitrile	Pump	N	SW8260	11/17/2004	2.2	U	µg/L	2.2
34030	Benzene	Pump	N	SW8260	11/17/2004	0.23	U	µg/L	0.23
73085	Bromochloromethane	Pump	N	SW8260	11/17/2004	0.21	U	µg/L	0.21
32101	Bromodichloromethane	Pump	N	SW8260	11/17/2004	0.26	U	µg/L	0.26
32104	Bromoform	Pump	N	SW8260	11/17/2004	0.28	U	µg/L	0.28
34413	Bromomethane	Pump	N	SW8260	11/17/2004	0.60	U	µg/L	0.60
81595	2-Butanone	Pump	N	SW8260	11/17/2004	1.8	U	µg/L	1.8
77041	Carbon disulfide	Pump	N	SW8260	11/17/2004	0.49	U	µg/L	0.49
32102	Carbon tetrachloride	Pump	N	SW8260	11/17/2004	0.29	U	µg/L	0.29
34301	Chlorobenzene	Pump	N	SW8260	11/17/2004	0.15	U	µg/L	0.15
34311	Chloroethane	Pump	N	SW8260	11/17/2004	0.51	U	µg/L	0.51
32106	Chloroform	Pump	N	SW8260	11/17/2004	0.23	U	µg/L	0.23
34418	Chloromethane	Pump	N	SW8260	11/17/2004	0.50	U	µg/L	0.50
32105	Dibromochloromethane	Pump	N	SW8260	11/17/2004	0.19	U	µg/L	0.19
77596	Dibromomethane	Pump	N	SW8260	11/17/2004	0.30	U	µg/L	0.30
77268	trans-1,4-Dichloro-2-butene	Pump	N	SW8260	11/17/2004	0.64	U	µg/L	0.64
34536	1,2-Dichlorobenzene	Pump	N	SW8260	11/17/2004	0.19	U	µg/L	0.19
34571	1,4-Dichlorobenzene	Pump	N	SW8260	11/17/2004	0.19	U	µg/L	0.19
34496	1,1-Dichloroethane	Pump	N	SW8260	11/17/2004	0.26	U	µg/L	0.26
34531	1,2-Dichloroethane	Pump	N	SW8260	11/17/2004	0.19	U	µg/L	0.19
34501	1,1-Dichloroethene	Pump	N	SW8260	11/17/2004	0.40	U	µg/L	0.40
77093	cis-1,2-Dichloroethene	Pump	N	SW8260	11/17/2004	0.17	U	µg/L	0.17
34546	trans-1,2-Dichloroethene	Pump	N	SW8260	11/17/2004	0.17	U	µg/L	0.17
34541	1,2-Dichloropropane	Pump	N	SW8260	11/17/2004	0.33	U	µg/L	0.33
34704	cis-1,3-Dichloropropene	Pump	N	SW8260	11/17/2004	0.23	U	µg/L	0.23
34699	trans-1,3-Dichloropropene	Pump	N	SW8260	11/17/2004	0.25	U	µg/L	0.25

Data Qualifier Code Key:

- * Value exceeds Maximum Contaminant Level
- S Spike Recovery outside accepted recovery limits
- V Analyte detected in the associated Method Blank
- I Analyte detected below quantitation limits
- U Not Detected Above the MDL

Tomoka LF GW Nov 2004

PARAMETER MONITORING REPORT

Ground Water (Rule 62-520.400,.420, .460)

Surface Water (Rule 62-302.500, .510, .503)

Leachate (Rule 62-701.510)

LAB Submission Number: F04110016

Sample Number: F04110016-049

Facility WACS:	64-00027540	**Sample Date/Time:**	11/5/2004 10:23:00 AM
Well/Sampling Point WACS:	15636	**Report Period:**	Tomoka Nov 04
Well/Sampling Point Name:	FA2C	**Well Purged:**	YES
Classification of Groundwater:	G-II	**Well Type:**	Compliance
Ground Water Elevation: (NGVD):	16.32		

Storet Code	Parameter Monitored	Sampling Method	Filtered Y/N	Analysis Method	Analysis Date	Analysis Result	Q	Units	Detection Limits
34371	Ethylbenzene	Pump	N	SW8260	11/17/2004	0.20	U	µg/L	0.20
77103	2-Hexanone	Pump	N	SW8260	11/17/2004	0.28	U	µg/L	0.28
77424	Iodomethane	Pump	N	SW8260	11/17/2004	0.52	U	µg/L	0.52
81596	4-Methyl-2-pentanone	Pump	N	SW8260	11/17/2004	0.26	U	µg/L	0.26
34423	Methylene chloride	Pump	N	SW8260	11/17/2004	2.0	U	µg/L	2.0
77128	Styrene	Pump	N	SW8260	11/17/2004	0.12	U	µg/L	0.12
77562	1,1,1,2-Tetrachloroethane	Pump	N	SW8260	11/17/2004	0.24	U	µg/L	0.24
34516	1,1,2,2-Tetrachloroethane	Pump	N	SW8260	11/17/2004	0.44	U	µg/L	0.44
34475	Tetrachloroethene	Pump	N	SW8260	11/17/2004	0.17	U	µg/L	0.17
34010	Toluene	Pump	N	SW8260	11/17/2004	0.35	U	µg/L	0.35
34506	1,1,1-Trichloroethane	Pump	N	SW8260	11/17/2004	0.33	U	µg/L	0.33
34511	1,1,2-Trichloroethane	Pump	N	SW8260	11/17/2004	0.17	U	µg/L	0.17
39180	Trichloroethene	Pump	N	SW8260	11/17/2004	0.27	U	µg/L	0.27
34488	Trichlorofluoromethane	Pump	N	SW8260	11/17/2004	0.50	U	µg/L	0.50
77443	1,2,3-Trichloropropane	Pump	N	SW8260	11/17/2004	0.24	U	µg/L	0.24
77057	Vinyl acetate	Pump	N	SW8260	11/17/2004	0.46	U	µg/L	0.46
39175	Vinyl chloride	Pump	N	SW8260	11/17/2004	0.43	U	µg/L	0.43
34020	Xylenes, Total	Pump	N	SW8260	11/17/2004	0.32	U	µg/L	0.32

Data Qualifier Code Key:

- * Value exceeds Maximum Contaminant Level
- S Spike Recovery outside accepted recovery limits
- V Analyte detected in the associated Method Blank
- I Analyte detected below quantitation limits
- U Not Detected Above the MDL

Tomoka LF GW Nov 2004

PARAMETER MONITORING REPORT

Ground Water (Rule 62-520.400,.420, .460)

Surface Water (Rule 62-302.500, .510, .503)

Leachate (Rule 62-701.510)

LAB Submission Number: F04110016

Sample Number: F04110016-050

Facility WACS:	64-00027540	**Sample Date/Time:**	11/5/2004 10:23:00 AM
Well/Sampling Point WACS:	15636	**Report Period:**	Tomoka Nov 04
Well/Sampling Point Name:	FA2C DUP	**Well Purged:**	YES
Classification of Groundwater:	G-II	**Well Type:**	Compliance
Ground Water Elevation: (NGVD):	16.32		

Storet Code	Parameter Monitored	Sampling Method	Filtered Y/N	Analysis Method	Analysis Date	Analysis Result	Q	Units	Detection Limits
	FIELD								
	Conductivity	Pump	N	FLD	11/5/2004	588		umhos/c	
	Depth To Water	Pump	N	FLD	11/5/2004	10.58			
	Dissolved Oxygen	Pump	N	FLD	11/5/2004	1.31		mg/L	
	pH	Pump	N	FLD	11/5/2004	8.79		S.U.	
	Reference Elevation	Pump	N	FLD	11/5/2004	26.90			
	Temperature	Pump	N	FLD	11/5/2004	22.2		deg C	
	Turbidity	Pump	N	FLD	11/5/2004	4.15		NTU	
	INORGANICS								
70300	Solids, Total Dissolved	Pump	N	E160.1	11/5/2004	300		mg/L	1.2
00940	Chloride	Pump	N	E300.0	11/7/2004	59		mg/L	0.036
00945	Sulfate	Pump	N	E300.0	11/7/2004	0.62		mg/L	0.051
00610	Nitrogen, Ammonia (As N)	Pump	N	E350.1	11/16/2004	0.64		mg/L	0.012
00620	Nitrogen, Nitrate	Pump	N	E353.2	11/5/2004	0.0042	U	mg/L	0.0042
	METALS								
01002	Arsenic	Pump	N	SW6010	11/10/2004	2.8	U	µg/L	2.8
01007	Barium	Pump	N	SW6010	11/10/2004	8.0	I	µg/L	0.23
01012	Beryllium	Pump	N	SW6010	11/10/2004	0.056	U	µg/L	0.056
01027	Cadmium	Pump	N	SW6010	11/10/2004	0.34	U	µg/L	0.34
01034	Chromium	Pump	N	SW6010	11/10/2004	1.5	I	µg/L	0.60
01037	Cobalt	Pump	N	SW6010	11/10/2004	1.6	U	µg/L	1.6
01042	Copper	Pump	N	SW6010	11/10/2004	1.6	I	µg/L	0.47
01045	Iron	Pump	N	SW6010	11/10/2004	51	V	µg/L	11
01051	Lead	Pump	N	SW6010	11/10/2004	2.2	U	µg/L	2.2
01067	Nickel	Pump	N	SW6010	11/10/2004	1.0	U	µg/L	1.0
01147	Selenium	Pump	N	SW6010	11/10/2004	3.1	U	µg/L	3.1
01077	Silver	Pump	N	SW6010	11/10/2004	0.93	U	µg/L	0.93
00929	Sodium	Pump	N	SW6010	11/10/2004	62000	V	µg/L	190
01087	Vanadium	Pump	N	SW6010	11/10/2004	0.73	U	µg/L	0.73
01092	Zinc	Pump	N	SW6010	11/10/2004	3.5	U	µg/L	3.5
	Antimony	Pump	N	SW6020	11/15/2004	0.40	U	µg/L	0.40

Data Qualifier Code Key:

- * Value exceeds Maximum Contaminant Level
- S Spike Recovery outside accepted recovery limits
- V Analyte detected in the associated Method Blank
- I Analyte detected below quantitation limits
- U Not Detected Above the MDL

Tomoka LF GW Nov 2004

PARAMETER MONITORING REPORT

Ground Water (Rule 62-520.400,.420, .460)

Surface Water (Rule 62-302.500, .510, .503)

Leachate (Rule 62-701.510)

LAB Submission Number: F04110016

Sample Number: F04110016-050

Facility WACS:	64-00027540	**Sample Date/Time:**	11/5/2004 10:23:00 AM
Well/Sampling Point WACS:	15636	**Report Period:**	Tomoka Nov 04
Well/Sampling Point Name:	FA2C DUP	**Well Purged:**	YES
Classification of Groundwater:	G-II	**Well Type:**	Compliance
Ground Water Elevation: (NGVD):	16.32		

Storet Code	Parameter Monitored	Sampling Method	Filtered Y/N	Analysis Method	Analysis Date	Analysis Result	Q	Units	Detection Limits
	Thallium	Pump	N	SW6020	11/15/2004	0.12	U	µg/L	0.12
71900	Mercury	Pump	N	SW7470	11/11/2004	0.012	U	µg/L	0.012
	ORGANICS								
49146	1,2-Dibromo-3-chloropropane	Pump	N	SW8011	11/19/2004	0.0014	U	µg/L	0.0014
77651	Ethylene Dibromide	Pump	N	SW8011	11/19/2004	0.0030	U	µg/L	0.0030
81552	Acetone	Pump	N	SW8260	11/17/2004	3.7	U	µg/L	3.7
34215	Acrylonitrile	Pump	N	SW8260	11/17/2004	2.2	U	µg/L	2.2
34030	Benzene	Pump	N	SW8260	11/17/2004	0.23	U	µg/L	0.23
73085	Bromochloromethane	Pump	N	SW8260	11/17/2004	0.21	U	µg/L	0.21
32101	Bromodichloromethane	Pump	N	SW8260	11/17/2004	0.26	U	µg/L	0.26
32104	Bromoform	Pump	N	SW8260	11/17/2004	0.28	U	µg/L	0.28
34413	Bromomethane	Pump	N	SW8260	11/17/2004	0.60	U	µg/L	0.60
81595	2-Butanone	Pump	N	SW8260	11/17/2004	1.8	U	µg/L	1.8
77041	Carbon disulfide	Pump	N	SW8260	11/17/2004	0.49	U	µg/L	0.49
32102	Carbon tetrachloride	Pump	N	SW8260	11/17/2004	0.29	U	µg/L	0.29
34301	Chlorobenzene	Pump	N	SW8260	11/17/2004	0.15	U	µg/L	0.15
34311	Chloroethane	Pump	N	SW8260	11/17/2004	0.51	U	µg/L	0.51
32106	Chloroform	Pump	N	SW8260	11/17/2004	0.23	U	µg/L	0.23
34418	Chloromethane	Pump	N	SW8260	11/17/2004	0.50	U	µg/L	0.50
32105	Dibromochloromethane	Pump	N	SW8260	11/17/2004	0.19	U	µg/L	0.19
77596	Dibromomethane	Pump	N	SW8260	11/17/2004	0.30	U	µg/L	0.30
77268	trans-1,4-Dichloro-2-butene	Pump	N	SW8260	11/17/2004	0.64	U	µg/L	0.64
34536	1,2-Dichlorobenzene	Pump	N	SW8260	11/17/2004	0.19	U	µg/L	0.19
34571	1,4-Dichlorobenzene	Pump	N	SW8260	11/17/2004	0.19	U	µg/L	0.19
34496	1,1-Dichloroethane	Pump	N	SW8260	11/17/2004	0.26	U	µg/L	0.26
34531	1,2-Dichloroethane	Pump	N	SW8260	11/17/2004	0.19	U	µg/L	0.19
34501	1,1-Dichloroethene	Pump	N	SW8260	11/17/2004	0.40	U	µg/L	0.40
77093	cis-1,2-Dichloroethene	Pump	N	SW8260	11/17/2004	0.17	U	µg/L	0.17
34546	trans-1,2-Dichloroethene	Pump	N	SW8260	11/17/2004	0.17	U	µg/L	0.17
34541	1,2-Dichloropropane	Pump	N	SW8260	11/17/2004	0.33	U	µg/L	0.33
34704	cis-1,3-Dichloropropene	Pump	N	SW8260	11/17/2004	0.23	U	µg/L	0.23
34699	trans-1,3-Dichloropropene	Pump	N	SW8260	11/17/2004	0.25	U	µg/L	0.25

Data Qualifier Code Key:

- * Value exceeds Maximum Contaminant Level
- S Spike Recovery outside accepted recovery limits
- V Analyte detected in the associated Method Blank
- I Analyte detected below quantitation limits
- U Not Detected Above the MDL

Tomoka LF GW Nov 2004

PARAMETER MONITORING REPORT

Ground Water (Rule 62-520.400,.420, .460)

Surface Water (Rule 62-302.500, .510, .503)

Leachate (Rule 62-701.510)

LAB Submission Number: F04110016

Sample Number: F04110016-050

Facility WACS:	64-00027540	**Sample Date/Time:**	11/5/2004 10:23:00 AM
Well/Sampling Point WACS:	15636	**Report Period:**	Tomoka Nov 04
Well/Sampling Point Name:	FA2C DUP	**Well Purged:**	YES
Classification of Groundwater:	G-II	**Well Type:**	Compliance
Ground Water Elevation: (NGVD):	16.32		

Storet Code	Parameter Monitored	Sampling Method	Filtered Y/N	Analysis Method	Analysis Date	Analysis Result	Q	Units	Detection Limits
34371	Ethylbenzene	Pump	N	SW8260	11/17/2004	0.20	U	µg/L	0.20
77103	2-Hexanone	Pump	N	SW8260	11/17/2004	0.28	U	µg/L	0.28
77424	Iodomethane	Pump	N	SW8260	11/17/2004	0.52	U	µg/L	0.52
81596	4-Methyl-2-pentanone	Pump	N	SW8260	11/17/2004	0.26	U	µg/L	0.26
34423	Methylene chloride	Pump	N	SW8260	11/17/2004	2.0	U	µg/L	2.0
77128	Styrene	Pump	N	SW8260	11/17/2004	0.12	U	µg/L	0.12
77562	1,1,1,2-Tetrachloroethane	Pump	N	SW8260	11/17/2004	0.24	U	µg/L	0.24
34516	1,1,2,2-Tetrachloroethane	Pump	N	SW8260	11/17/2004	0.44	U	µg/L	0.44
34475	Tetrachloroethene	Pump	N	SW8260	11/17/2004	0.17	U	µg/L	0.17
34010	Toluene	Pump	N	SW8260	11/17/2004	0.35	U	µg/L	0.35
34506	1,1,1-Trichloroethane	Pump	N	SW8260	11/17/2004	0.33	U	µg/L	0.33
34511	1,1,2-Trichloroethane	Pump	N	SW8260	11/17/2004	0.17	U	µg/L	0.17
39180	Trichloroethene	Pump	N	SW8260	11/17/2004	0.27	U	µg/L	0.27
34488	Trichlorofluoromethane	Pump	N	SW8260	11/17/2004	0.50	U	µg/L	0.50
77443	1,2,3-Trichloropropane	Pump	N	SW8260	11/17/2004	0.24	U	µg/L	0.24
77057	Vinyl acetate	Pump	N	SW8260	11/17/2004	0.46	U	µg/L	0.46
39175	Vinyl chloride	Pump	N	SW8260	11/17/2004	0.43	U	µg/L	0.43
34020	Xylenes, Total	Pump	N	SW8260	11/17/2004	0.32	U	µg/L	0.32

Data Qualifier Code Key:

- * Value exceeds Maximum Contaminant Level
- S Spike Recovery outside accepted recovery limits
- V Analyte detected in the associated Method Blank
- I Analyte detected below quantitation limits
- U Not Detected Above the MDL

Tomoka LF GW Nov 2004

PARAMETER MONITORING REPORT

Ground Water (Rule 62-520.400,.420, .460)

Surface Water (Rule 62-302.500, .510, .503)

Leachate (Rule 62-701.510)

LAB Submission Number: F04110016

Sample Number: F04110016-051

Facility WACS:	64-00027540	**Sample Date/Time:**	11/5/2004 10:57:00 AM
Well/Sampling Point WACS:	19804	**Report Period:**	Tomoka Nov 04
Well/Sampling Point Name:	B73-1	**Well Purged:**	YES
Classification of Groundwater:	G-II	**Well Type:**	Compliance
Ground Water Elevation: (NGVD):	21.96		

Storet Code	Parameter Monitored	Sampling Method	Filtered Y/N	Analysis Method	Analysis Date	Analysis Result	Q	Units	Detection Limits
	FIELD								
	Conductivity	Pump	N	FLD	11/5/2004	730		umhos/c	
	Depth To Water	Pump	N	FLD	11/5/2004	7.25			
	Dissolved Oxygen	Pump	N	FLD	11/5/2004	1.46		mg/L	
	pH	Pump	N	FLD	11/5/2004	8.34		S.U.	
	Reference Elevation	Pump	N	FLD	11/5/2004	29.21			
	Temperature	Pump	N	FLD	11/5/2004	24.1		deg C	
	Turbidity	Pump	N	FLD	11/5/2004	3.02		NTU	
	INORGANICS								
70300	Solids, Total Dissolved	Pump	N	E160.1	11/5/2004	330		mg/L	1.2
00940	Chloride	Pump	N	E300.0	11/7/2004	43		mg/L	0.036
00945	Sulfate	Pump	N	E300.0	11/7/2004	1.9		mg/L	0.051
00610	Nitrogen, Ammonia (As N)	Pump	N	E350.1	11/16/2004	0.13		mg/L	0.012
00620	Nitrogen, Nitrate	Pump	N	E353.2	11/5/2004	0.0042	U	mg/L	0.0042
	METALS								
01002	Arsenic	Pump	N	SW6010	11/10/2004	2.8	U	µg/L	2.8
01007	Barium	Pump	N	SW6010	11/10/2004	41		µg/L	0.23
01012	Beryllium	Pump	N	SW6010	11/10/2004	0.056	U	µg/L	0.056
01027	Cadmium	Pump	N	SW6010	11/10/2004	0.34	U	µg/L	0.34
01034	Chromium	Pump	N	SW6010	11/10/2004	0.60	U	µg/L	0.60
01037	Cobalt	Pump	N	SW6010	11/10/2004	4.4	I	µg/L	1.6
01042	Copper	Pump	N	SW6010	11/10/2004	0.47	U	µg/L	0.47
01045	Iron	Pump	N	SW6010	11/10/2004	11000	*V	µg/L	11
01051	Lead	Pump	N	SW6010	11/10/2004	2.2	U	µg/L	2.2
01067	Nickel	Pump	N	SW6010	11/10/2004	1.0	U	µg/L	1.0
01147	Selenium	Pump	N	SW6010	11/10/2004	3.1	U	µg/L	3.1
01077	Silver	Pump	N	SW6010	11/10/2004	0.93	U	µg/L	0.93
00929	Sodium	Pump	N	SW6010	11/10/2004	41000	V	µg/L	190
01087	Vanadium	Pump	N	SW6010	11/10/2004	0.73	U	µg/L	0.73
01092	Zinc	Pump	N	SW6010	11/10/2004	3.5	U	µg/L	3.5
	Antimony	Pump	N	SW6020	11/15/2004	0.40	U	µg/L	0.40

Data Qualifier Code Key:

- * Value exceeds Maximum Contaminant Level
- S Spike Recovery outside accepted recovery limits
- V Analyte detected in the associated Method Blank
- I Analyte detected below quantitation limits
- U Not Detected Above the MDL

Tomoka LF GW Nov 2004

PARAMETER MONITORING REPORT

Ground Water (Rule 62-520.400,.420, .460)

Surface Water (Rule 62-302.500, .510, .503)

Leachate (Rule 62-701.510)

LAB Submission Number: F04110016

Sample Number: F04110016-051

Facility WACS:	64-00027540	**Sample Date/Time:**	11/5/2004 10:57:00 AM
Well/Sampling Point WACS:	19804	**Report Period:**	Tomoka Nov 04
Well/Sampling Point Name:	B73-1	**Well Purged:**	YES
Classification of Groundwater:	G-II	**Well Type:**	Compliance
Ground Water Elevation: (NGVD):	21.96		

Storet Code	Parameter Monitored	Sampling Method	Filtered Y/N	Analysis Method	Analysis Date	Analysis Result	Q	Units	Detection Limits
	Thallium	Pump	N	SW6020	11/15/2004	0.12	U	µg/L	0.12
71900	Mercury	Pump	N	SW7470	11/11/2004	0.012	U	µg/L	0.012
	ORGANICS								
49146	1,2-Dibromo-3-chloropropane	Pump	N	SW8011	11/19/2004	0.0014	U	µg/L	0.0014
77651	Ethylene Dibromide	Pump	N	SW8011	11/19/2004	0.0030	U	µg/L	0.0030
81552	Acetone	Pump	N	SW8260	11/17/2004	3.7	U	µg/L	3.7
34215	Acrylonitrile	Pump	N	SW8260	11/17/2004	2.2	U	µg/L	2.2
34030	Benzene	Pump	N	SW8260	11/17/2004	0.23	U	µg/L	0.23
73085	Bromochloromethane	Pump	N	SW8260	11/17/2004	0.21	U	µg/L	0.21
32101	Bromodichloromethane	Pump	N	SW8260	11/17/2004	0.26	U	µg/L	0.26
32104	Bromoform	Pump	N	SW8260	11/17/2004	0.28	U	µg/L	0.28
34413	Bromomethane	Pump	N	SW8260	11/17/2004	0.60	U	µg/L	0.60
81595	2-Butanone	Pump	N	SW8260	11/17/2004	1.8	U	µg/L	1.8
77041	Carbon disulfide	Pump	N	SW8260	11/17/2004	0.49	U	µg/L	0.49
32102	Carbon tetrachloride	Pump	N	SW8260	11/17/2004	0.29	U	µg/L	0.29
34301	Chlorobenzene	Pump	N	SW8260	11/17/2004	0.15	U	µg/L	0.15
34311	Chloroethane	Pump	N	SW8260	11/17/2004	0.51	U	µg/L	0.51
32106	Chloroform	Pump	N	SW8260	11/17/2004	0.23	U	µg/L	0.23
34418	Chloromethane	Pump	N	SW8260	11/17/2004	0.50	U	µg/L	0.50
32105	Dibromochloromethane	Pump	N	SW8260	11/17/2004	0.19	U	µg/L	0.19
77596	Dibromomethane	Pump	N	SW8260	11/17/2004	0.30	U	µg/L	0.30
77268	trans-1,4-Dichloro-2-butene	Pump	N	SW8260	11/17/2004	0.64	U	µg/L	0.64
34536	1,2-Dichlorobenzene	Pump	N	SW8260	11/17/2004	0.19	U	µg/L	0.19
34571	1,4-Dichlorobenzene	Pump	N	SW8260	11/17/2004	0.19	U	µg/L	0.19
34496	1,1-Dichloroethane	Pump	N	SW8260	11/17/2004	0.26	U	µg/L	0.26
34531	1,2-Dichloroethane	Pump	N	SW8260	11/17/2004	0.19	U	µg/L	0.19
34501	1,1-Dichloroethene	Pump	N	SW8260	11/17/2004	0.40	U	µg/L	0.40
77093	cis-1,2-Dichloroethene	Pump	N	SW8260	11/17/2004	0.17	U	µg/L	0.17
34546	trans-1,2-Dichloroethene	Pump	N	SW8260	11/17/2004	0.17	U	µg/L	0.17
34541	1,2-Dichloropropane	Pump	N	SW8260	11/17/2004	0.33	U	µg/L	0.33
34704	cis-1,3-Dichloropropene	Pump	N	SW8260	11/17/2004	0.23	U	µg/L	0.23
34699	trans-1,3-Dichloropropene	Pump	N	SW8260	11/17/2004	0.25	U	µg/L	0.25

Data Qualifier Code Key:

- * Value exceeds Maximum Contaminant Level
- S Spike Recovery outside accepted recovery limits
- V Analyte detected in the associated Method Blank
- I Analyte detected below quantitation limits
- U Not Detected Above the MDL

Tomoka LF GW Nov 2004

PARAMETER MONITORING REPORT

Ground Water (Rule 62-520.400,.420, .460)

Surface Water (Rule 62-302.500, .510, .503)

Leachate (Rule 62-701.510)

LAB Submission Number: F04110016

Sample Number: F04110016-051

Facility WACS:	64-00027540	**Sample Date/Time:**	11/5/2004 10:57:00 AM
Well/Sampling Point WACS:	19804	**Report Period:**	Tomoka Nov 04
Well/Sampling Point Name:	B73-1	**Well Purged:**	YES
Classification of Groundwater:	G-II	**Well Type:**	Compliance
Ground Water Elevation: (NGVD):	21.96		

Storet Code	Parameter Monitored	Sampling Method	Filtered Y/N	Analysis Method	Analysis Date	Analysis Result	Q	Units	Detection Limits
34371	Ethylbenzene	Pump	N	SW8260	11/17/2004	0.20	U	µg/L	0.20
77103	2-Hexanone	Pump	N	SW8260	11/17/2004	0.28	U	µg/L	0.28
77424	Iodomethane	Pump	N	SW8260	11/17/2004	0.52	U	µg/L	0.52
81596	4-Methyl-2-pentanone	Pump	N	SW8260	11/17/2004	0.26	U	µg/L	0.26
34423	Methylene chloride	Pump	N	SW8260	11/17/2004	2.0	U	µg/L	2.0
77128	Styrene	Pump	N	SW8260	11/17/2004	0.12	U	µg/L	0.12
77562	1,1,1,2-Tetrachloroethane	Pump	N	SW8260	11/17/2004	0.24	U	µg/L	0.24
34516	1,1,2,2-Tetrachloroethane	Pump	N	SW8260	11/17/2004	0.44	U	µg/L	0.44
34475	Tetrachloroethene	Pump	N	SW8260	11/17/2004	0.17	U	µg/L	0.17
34010	Toluene	Pump	N	SW8260	11/17/2004	0.35	U	µg/L	0.35
34506	1,1,1-Trichloroethane	Pump	N	SW8260	11/17/2004	0.33	U	µg/L	0.33
34511	1,1,2-Trichloroethane	Pump	N	SW8260	11/17/2004	0.17	U	µg/L	0.17
39180	Trichloroethene	Pump	N	SW8260	11/17/2004	0.27	U	µg/L	0.27
34488	Trichlorofluoromethane	Pump	N	SW8260	11/17/2004	0.50	U	µg/L	0.50
77443	1,2,3-Trichloropropane	Pump	N	SW8260	11/17/2004	0.24	U	µg/L	0.24
77057	Vinyl acetate	Pump	N	SW8260	11/17/2004	0.46	U	µg/L	0.46
39175	Vinyl chloride	Pump	N	SW8260	11/17/2004	0.43	U	µg/L	0.43
34020	Xylenes, Total	Pump	N	SW8260	11/17/2004	0.32	U	µg/L	0.32

Data Qualifier Code Key:

- * Value exceeds Maximum Contaminant Level
- S Spike Recovery outside accepted recovery limits
- V Analyte detected in the associated Method Blank
- I Analyte detected below quantitation limits
- U Not Detected Above the MDL

Tomoka LF GW Nov 2004

PARAMETER MONITORING REPORT

Ground Water (Rule 62-520.400,.420, .460)

Surface Water (Rule 62-302.500, .510, .503)

Leachate (Rule 62-701.510)

LAB Submission Number: F04110016

Sample Number: F04110016-052

Facility WACS:	64-00027540	**Sample Date/Time:**	11/5/2004 11:18:00 AM
Well/Sampling Point WACS:	19805	**Report Period:**	Tomoka Nov 04
Well/Sampling Point Name:	B73-2	**Well Purged:**	YES
Classification of Groundwater:	G-II	**Well Type:**	Detection
Ground Water Elevation: (NGVD):	22.31		

Storet Code	Parameter Monitored	Sampling Method	Filtered Y/N	Analysis Method	Analysis Date	Analysis Result	Q	Units	Detection Limits
	FIELD								
	Conductivity	Pump	N	FLD	11/5/2004	647		umhos/c	
	Depth To Water	Pump	N	FLD	11/5/2004	6.65			
	Dissolved Oxygen	Pump	N	FLD	11/5/2004	1.47		mg/L	
	pH	Pump	N	FLD	11/5/2004	7.18		S.U.	
	Reference Elevation	Pump	N	FLD	11/5/2004	28.96			
	Temperature	Pump	N	FLD	11/5/2004	25.2		deg C	
	Turbidity	Pump	N	FLD	11/5/2004	22.6		NTU	
	INORGANICS								
70300	Solids, Total Dissolved	Pump	N	E160.1	11/5/2004	350		mg/L	1.2
00940	Chloride	Pump	N	E300.0	11/7/2004	12		mg/L	0.036
00945	Sulfate	Pump	N	E300.0	11/7/2004	70		mg/L	0.051
00610	Nitrogen, Ammonia (As N)	Pump	N	E350.1	11/16/2004	0.13		mg/L	0.012
00620	Nitrogen, Nitrate	Pump	N	E353.2	11/5/2004	0.0042	U	mg/L	0.0042
	METALS								
01002	Arsenic	Pump	N	SW6010	11/10/2004	7.3	I	µg/L	2.8
01007	Barium	Pump	N	SW6010	11/10/2004	52		µg/L	0.23
01012	Beryllium	Pump	N	SW6010	11/10/2004	0.056	U	µg/L	0.056
01027	Cadmium	Pump	N	SW6010	11/10/2004	0.34	U	µg/L	0.34
01034	Chromium	Pump	N	SW6010	11/10/2004	2.3	I	µg/L	0.60
01037	Cobalt	Pump	N	SW6010	11/10/2004	9.8	I	µg/L	1.6
01042	Copper	Pump	N	SW6010	11/10/2004	0.47	U	µg/L	0.47
01045	Iron	Pump	N	SW6010	11/10/2004	6500	*V	µg/L	11
01051	Lead	Pump	N	SW6010	11/10/2004	2.2	U	µg/L	2.2
01067	Nickel	Pump	N	SW6010	11/10/2004	3.7	I	µg/L	1.0
01147	Selenium	Pump	N	SW6010	11/10/2004	3.1	U	µg/L	3.1
01077	Silver	Pump	N	SW6010	11/10/2004	0.93	U	µg/L	0.93
00929	Sodium	Pump	N	SW6010	11/10/2004	13000	V	µg/L	190
01087	Vanadium	Pump	N	SW6010	11/10/2004	3.0	I	µg/L	0.73
01092	Zinc	Pump	N	SW6010	11/10/2004	65		µg/L	3.5
	Antimony	Pump	N	SW6020	11/15/2004	0.40	U	µg/L	0.40

Data Qualifier Code Key:

- * Value exceeds Maximum Contaminant Level
- S Spike Recovery outside accepted recovery limits
- V Analyte detected in the associated Method Blank
- I Analyte detected below quantitation limits
- U Not Detected Above the MDL

Tomoka LF GW Nov 2004

PARAMETER MONITORING REPORT

Ground Water (Rule 62-520.400,.420, .460)

Surface Water (Rule 62-302.500, .510, .503)

Leachate (Rule 62-701.510)

LAB Submission Number: F04110016

Sample Number: F04110016-052

Facility WACS:	64-00027540	**Sample Date/Time:**	11/5/2004 11:18:00 AM
Well/Sampling Point WACS:	19805	**Report Period:**	Tomoka Nov 04
Well/Sampling Point Name:	B73-2	**Well Purged:**	YES
Classification of Groundwater:	G-II	**Well Type:**	Detection
Ground Water Elevation: (NGVD):	22.31		

Storet Code	Parameter Monitored	Sampling Method	Filtered Y/N	Analysis Method	Analysis Date	Analysis Result	Q	Units	Detection Limits
	Thallium	Pump	N	SW6020	11/15/2004	0.12	U	µg/L	0.12
71900	Mercury	Pump	N	SW7470	11/11/2004	0.012	U	µg/L	0.012
	ORGANICS								
49146	1,2-Dibromo-3-chloropropane	Pump	N	SW8011	11/19/2004	0.0014	U	µg/L	0.0014
77651	Ethylene Dibromide	Pump	N	SW8011	11/19/2004	0.0030	U	µg/L	0.0030
81552	Acetone	Pump	N	SW8260	11/17/2004	3.7	U	µg/L	3.7
34215	Acrylonitrile	Pump	N	SW8260	11/17/2004	2.2	U	µg/L	2.2
34030	Benzene	Pump	N	SW8260	11/17/2004	0.23	U	µg/L	0.23
73085	Bromochloromethane	Pump	N	SW8260	11/17/2004	0.21	U	µg/L	0.21
32101	Bromodichloromethane	Pump	N	SW8260	11/17/2004	0.26	U	µg/L	0.26
32104	Bromoform	Pump	N	SW8260	11/17/2004	0.28	U	µg/L	0.28
34413	Bromomethane	Pump	N	SW8260	11/17/2004	0.60	U	µg/L	0.60
81595	2-Butanone	Pump	N	SW8260	11/17/2004	1.8	U	µg/L	1.8
77041	Carbon disulfide	Pump	N	SW8260	11/17/2004	0.49	U	µg/L	0.49
32102	Carbon tetrachloride	Pump	N	SW8260	11/17/2004	0.29	U	µg/L	0.29
34301	Chlorobenzene	Pump	N	SW8260	11/17/2004	0.15	U	µg/L	0.15
34311	Chloroethane	Pump	N	SW8260	11/17/2004	0.51	U	µg/L	0.51
32106	Chloroform	Pump	N	SW8260	11/17/2004	0.23	U	µg/L	0.23
34418	Chloromethane	Pump	N	SW8260	11/17/2004	0.50	U	µg/L	0.50
32105	Dibromochloromethane	Pump	N	SW8260	11/17/2004	0.19	U	µg/L	0.19
77596	Dibromomethane	Pump	N	SW8260	11/17/2004	0.30	U	µg/L	0.30
77268	trans-1,4-Dichloro-2-butene	Pump	N	SW8260	11/17/2004	0.64	U	µg/L	0.64
34536	1,2-Dichlorobenzene	Pump	N	SW8260	11/17/2004	0.19	U	µg/L	0.19
34571	1,4-Dichlorobenzene	Pump	N	SW8260	11/17/2004	0.19	U	µg/L	0.19
34496	1,1-Dichloroethane	Pump	N	SW8260	11/17/2004	0.26	U	µg/L	0.26
34531	1,2-Dichloroethane	Pump	N	SW8260	11/17/2004	0.19	U	µg/L	0.19
34501	1,1-Dichloroethene	Pump	N	SW8260	11/17/2004	0.40	U	µg/L	0.40
77093	cis-1,2-Dichloroethene	Pump	N	SW8260	11/17/2004	0.17	U	µg/L	0.17
34546	trans-1,2-Dichloroethene	Pump	N	SW8260	11/17/2004	0.17	U	µg/L	0.17
34541	1,2-Dichloropropane	Pump	N	SW8260	11/17/2004	0.33	U	µg/L	0.33
34704	cis-1,3-Dichloropropene	Pump	N	SW8260	11/17/2004	0.23	U	µg/L	0.23
34699	trans-1,3-Dichloropropene	Pump	N	SW8260	11/17/2004	0.25	U	µg/L	0.25

Data Qualifier Code Key:

- * Value exceeds Maximum Contaminant Level
- S Spike Recovery outside accepted recovery limits
- V Analyte detected in the associated Method Blank
- I Analyte detected below quantitation limits
- U Not Detected Above the MDL

Tomoka LF GW Nov 2004

PARAMETER MONITORING REPORT

Ground Water (Rule 62-520.400,.420, .460)

Surface Water (Rule 62-302.500, .510, .503)

Leachate (Rule 62-701.510)

LAB Submission Number: F04110016

Sample Number: F04110016-052

Facility WACS:	64-00027540	**Sample Date/Time:**	11/5/2004 11:18:00 AM
Well/Sampling Point WACS:	19805	**Report Period:**	Tomoka Nov 04
Well/Sampling Point Name:	B73-2	**Well Purged:**	YES
Classification of Groundwater:	G-II	**Well Type:**	Detection
Ground Water Elevation: (NGVD):	22.31		

Storet Code	Parameter Monitored	Sampling Method	Filtered Y/N	Analysis Method	Analysis Date	Analysis Result	Q	Units	Detection Limits
34371	Ethylbenzene	Pump	N	SW8260	11/17/2004	0.20	U	µg/L	0.20
77103	2-Hexanone	Pump	N	SW8260	11/17/2004	0.28	U	µg/L	0.28
77424	Iodomethane	Pump	N	SW8260	11/17/2004	0.52	U	µg/L	0.52
81596	4-Methyl-2-pentanone	Pump	N	SW8260	11/17/2004	0.26	U	µg/L	0.26
34423	Methylene chloride	Pump	N	SW8260	11/17/2004	2.0	U	µg/L	2.0
77128	Styrene	Pump	N	SW8260	11/17/2004	0.12	U	µg/L	0.12
77562	1,1,1,2-Tetrachloroethane	Pump	N	SW8260	11/17/2004	0.24	U	µg/L	0.24
34516	1,1,2,2-Tetrachloroethane	Pump	N	SW8260	11/17/2004	0.44	U	µg/L	0.44
34475	Tetrachloroethene	Pump	N	SW8260	11/17/2004	0.17	U	µg/L	0.17
34010	Toluene	Pump	N	SW8260	11/17/2004	0.35	U	µg/L	0.35
34506	1,1,1-Trichloroethane	Pump	N	SW8260	11/17/2004	0.33	U	µg/L	0.33
34511	1,1,2-Trichloroethane	Pump	N	SW8260	11/17/2004	0.17	U	µg/L	0.17
39180	Trichloroethene	Pump	N	SW8260	11/17/2004	0.27	U	µg/L	0.27
34488	Trichlorofluoromethane	Pump	N	SW8260	11/17/2004	0.50	U	µg/L	0.50
77443	1,2,3-Trichloropropane	Pump	N	SW8260	11/17/2004	0.24	U	µg/L	0.24
77057	Vinyl acetate	Pump	N	SW8260	11/17/2004	0.46	U	µg/L	0.46
39175	Vinyl chloride	Pump	N	SW8260	11/17/2004	0.43	U	µg/L	0.43
34020	Xylenes, Total	Pump	N	SW8260	11/17/2004	0.32	U	µg/L	0.32

Data Qualifier Code Key:

- * Value exceeds Maximum Contaminant Level
- S Spike Recovery outside accepted recovery limits
- V Analyte detected in the associated Method Blank
- I Analyte detected below quantitation limits
- U Not Detected Above the MDL

Tomoka LF GW Nov 2004

PARAMETER MONITORING REPORT

Ground Water (Rule 62-520.400,.420, .460)

Surface Water (Rule 62-302.500, .510, .503)

Leachate (Rule 62-701.510)

LAB Submission Number: F04110016

Sample Number: F04110016-053

Facility WACS:	64-00027540	**Sample Date/Time:**	11/5/2004 11:35:00 AM
Well/Sampling Point WACS:	19803	**Report Period:**	Tomoka Nov 04
Well/Sampling Point Name:	B72	**Well Purged:**	YES
Classification of Groundwater:	G-II	**Well Type:**	Detection
Ground Water Elevation: (NGVD):	22.28		

Storet Code	Parameter Monitored	Sampling Method	Filtered Y/N	Analysis Method	Analysis Date	Analysis Result	Q	Units	Detection Limits
	FIELD								
	Conductivity	Pump	N	FLD	11/5/2004	647		umhos/c	
	Depth To Water	Pump	N	FLD	11/5/2004	6.65			
	Dissolved Oxygen	Pump	N	FLD	11/5/2004	1.42		mg/L	
	pH	Pump	N	FLD	11/5/2004	6.76		S.U.	
	Reference Elevation	Pump	N	FLD	11/5/2004	28.93			
	Temperature	Pump	N	FLD	11/5/2004	24.7		deg C	
	Turbidity	Pump	N	FLD	11/5/2004	30.5		NTU	
	INORGANICS								
70300	Solids, Total Dissolved	Pump	N	E160.1	11/5/2004	320		mg/L	1.2
00940	Chloride	Pump	N	E300.0	11/7/2004	21		mg/L	0.036
00945	Sulfate	Pump	N	E300.0	11/7/2004	74		mg/L	0.051
00610	Nitrogen, Ammonia (As N)	Pump	N	E350.1	11/16/2004	0.21		mg/L	0.012
00620	Nitrogen, Nitrate	Pump	N	E353.2	11/5/2004	0.0042	U	mg/L	0.0042
	METALS								
01002	Arsenic	Pump	N	SW6010	11/10/2004	2.8	U	µg/L	2.8
01007	Barium	Pump	N	SW6010	11/10/2004	44		µg/L	0.23
01012	Beryllium	Pump	N	SW6010	11/10/2004	0.056	U	µg/L	0.056
01027	Cadmium	Pump	N	SW6010	11/10/2004	0.34	U	µg/L	0.34
01034	Chromium	Pump	N	SW6010	11/10/2004	2.3	I	µg/L	0.60
01037	Cobalt	Pump	N	SW6010	11/10/2004	7.6	I	µg/L	1.6
01042	Copper	Pump	N	SW6010	11/10/2004	0.47	U	µg/L	0.47
01045	Iron	Pump	N	SW6010	11/10/2004	6500	*V	µg/L	11
01051	Lead	Pump	N	SW6010	11/10/2004	2.2	U	µg/L	2.2
01067	Nickel	Pump	N	SW6010	11/10/2004	2.5	I	µg/L	1.0
01147	Selenium	Pump	N	SW6010	11/10/2004	3.1	U	µg/L	3.1
01077	Silver	Pump	N	SW6010	11/10/2004	0.93	U	µg/L	0.93
00929	Sodium	Pump	N	SW6010	11/10/2004	22000	V	µg/L	190
01087	Vanadium	Pump	N	SW6010	11/10/2004	2.5	I	µg/L	0.73
01092	Zinc	Pump	N	SW6010	11/10/2004	37		µg/L	3.5
	Antimony	Pump	N	SW6020	11/15/2004	0.40	U	µg/L	0.40

Data Qualifier Code Key:

- * Value exceeds Maximum Contaminant Level
- S Spike Recovery outside accepted recovery limits
- V Analyte detected in the associated Method Blank
- I Analyte detected below quantitation limits
- U Not Detected Above the MDL

Tomoka LF GW Nov 2004
PARAMETER MONITORING REPORT
Ground Water (Rule 62-520.400,.420, .460)
Surface Water (Rule 62-302.500, .510, .503)
Leachate (Rule 62-701.510)
LAB Submission Number: F04110016
Sample Number: F04110016-053

Facility WACS:	64-00027540	**Sample Date/Time:**	11/5/2004 11:35:00 AM
Well/Sampling Point WACS:	19803	**Report Period:**	Tomoka Nov 04
Well/Sampling Point Name:	B72	**Well Purged:**	YES
Classification of Groundwater:	G-II	**Well Type:**	Detection
Ground Water Elevation: (NGVD):	22.28		

Storet Code	Parameter Monitored	Sampling Method	Filtered Y/N	Analysis Method	Analysis Date	Analysis Result	Q	Units	Detection Limits
	Thallium	Pump	N	SW6020	11/15/2004	0.12	U	µg/L	0.12
71900	Mercury	Pump	N	SW7470	11/11/2004	0.012	U	µg/L	0.012
	ORGANICS								
49146	1,2-Dibromo-3-chloropropane	Pump	N	SW8011	11/19/2004	0.0014	U	µg/L	0.0014
77651	Ethylene Dibromide	Pump	N	SW8011	11/19/2004	0.0030	U	µg/L	0.0030
81552	Acetone	Pump	N	SW8260	11/17/2004	3.7	U	µg/L	3.7
34215	Acrylonitrile	Pump	N	SW8260	11/17/2004	2.2	U	µg/L	2.2
34030	Benzene	Pump	N	SW8260	11/17/2004	0.23	U	µg/L	0.23
73085	Bromochloromethane	Pump	N	SW8260	11/17/2004	0.21	U	µg/L	0.21
32101	Bromodichloromethane	Pump	N	SW8260	11/17/2004	0.26	U	µg/L	0.26
32104	Bromoform	Pump	N	SW8260	11/17/2004	0.28	U	µg/L	0.28
34413	Bromomethane	Pump	N	SW8260	11/17/2004	0.60	U	µg/L	0.60
81595	2-Butanone	Pump	N	SW8260	11/17/2004	1.8	U	µg/L	1.8
77041	Carbon disulfide	Pump	N	SW8260	11/17/2004	0.49	U	µg/L	0.49
32102	Carbon tetrachloride	Pump	N	SW8260	11/17/2004	0.29	U	µg/L	0.29
34301	Chlorobenzene	Pump	N	SW8260	11/17/2004	0.15	U	µg/L	0.15
34311	Chloroethane	Pump	N	SW8260	11/17/2004	0.51	U	µg/L	0.51
32106	Chloroform	Pump	N	SW8260	11/17/2004	0.23	U	µg/L	0.23
34418	Chloromethane	Pump	N	SW8260	11/17/2004	0.50	U	µg/L	0.50
32105	Dibromochloromethane	Pump	N	SW8260	11/17/2004	0.19	U	µg/L	0.19
77596	Dibromomethane	Pump	N	SW8260	11/17/2004	0.30	U	µg/L	0.30
77268	trans-1,4-Dichloro-2-butene	Pump	N	SW8260	11/17/2004	0.64	U	µg/L	0.64
34536	1,2-Dichlorobenzene	Pump	N	SW8260	11/17/2004	0.19	U	µg/L	0.19
34571	1,4-Dichlorobenzene	Pump	N	SW8260	11/17/2004	0.19	U	µg/L	0.19
34496	1,1-Dichloroethane	Pump	N	SW8260	11/17/2004	0.26	U	µg/L	0.26
34531	1,2-Dichloroethane	Pump	N	SW8260	11/17/2004	0.19	U	µg/L	0.19
34501	1,1-Dichloroethene	Pump	N	SW8260	11/17/2004	0.40	U	µg/L	0.40
77093	cis-1,2-Dichloroethene	Pump	N	SW8260	11/17/2004	0.17	U	µg/L	0.17
34546	trans-1,2-Dichloroethene	Pump	N	SW8260	11/17/2004	0.17	U	µg/L	0.17
34541	1,2-Dichloropropane	Pump	N	SW8260	11/17/2004	0.33	U	µg/L	0.33
34704	cis-1,3-Dichloropropene	Pump	N	SW8260	11/17/2004	0.23	U	µg/L	0.23
34699	trans-1,3-Dichloropropene	Pump	N	SW8260	11/17/2004	0.25	U	µg/L	0.25

Data Qualifier Code Key:

*	Value exceeds Maximum Contaminant Level	I	Analyte detected below quantitation limits
S	Spike Recovery outside accepted recovery limits	U	Not Detected Above the MDL
V	Analyte detected in the associated Method Blank		

Tomoka LF GW Nov 2004

PARAMETER MONITORING REPORT

Ground Water (Rule 62-520.400,.420, .460)

Surface Water (Rule 62-302.500, .510, .503)

Leachate (Rule 62-701.510)

LAB Submission Number: F04110016

Sample Number: F04110016-053

Facility WACS:	64-00027540	**Sample Date/Time:**	11/5/2004 11:35:00 AM
Well/Sampling Point WACS:	19803	**Report Period:**	Tomoka Nov 04
Well/Sampling Point Name:	B72	**Well Purged:**	YES
Classification of Groundwater:	G-II	**Well Type:**	Detection
Ground Water Elevation: (NGVD):	22.28		

Storet Code	Parameter Monitored	Sampling Method	Filtered Y/N	Analysis Method	Analysis Date	Analysis Result	Q	Units	Detection Limits
34371	Ethylbenzene	Pump	N	SW8260	11/17/2004	0.20	U	µg/L	0.20
77103	2-Hexanone	Pump	N	SW8260	11/17/2004	0.28	U	µg/L	0.28
77424	Iodomethane	Pump	N	SW8260	11/17/2004	0.52	U	µg/L	0.52
81596	4-Methyl-2-pentanone	Pump	N	SW8260	11/17/2004	0.26	U	µg/L	0.26
34423	Methylene chloride	Pump	N	SW8260	11/17/2004	2.0	U	µg/L	2.0
77128	Styrene	Pump	N	SW8260	11/17/2004	0.12	U	µg/L	0.12
77562	1,1,1,2-Tetrachloroethane	Pump	N	SW8260	11/17/2004	0.24	U	µg/L	0.24
34516	1,1,2,2-Tetrachloroethane	Pump	N	SW8260	11/17/2004	0.44	U	µg/L	0.44
34475	Tetrachloroethene	Pump	N	SW8260	11/17/2004	0.17	U	µg/L	0.17
34010	Toluene	Pump	N	SW8260	11/17/2004	0.35	U	µg/L	0.35
34506	1,1,1-Trichloroethane	Pump	N	SW8260	11/17/2004	0.33	U	µg/L	0.33
34511	1,1,2-Trichloroethane	Pump	N	SW8260	11/17/2004	0.17	U	µg/L	0.17
39180	Trichloroethene	Pump	N	SW8260	11/17/2004	0.27	U	µg/L	0.27
34488	Trichlorofluoromethane	Pump	N	SW8260	11/17/2004	0.50	U	µg/L	0.50
77443	1,2,3-Trichloropropane	Pump	N	SW8260	11/17/2004	0.24	U	µg/L	0.24
77057	Vinyl acetate	Pump	N	SW8260	11/17/2004	0.46	U	µg/L	0.46
39175	Vinyl chloride	Pump	N	SW8260	11/17/2004	0.43	U	µg/L	0.43
34020	Xylenes, Total	Pump	N	SW8260	11/17/2004	0.32	U	µg/L	0.32

Data Qualifier Code Key:

- * Value exceeds Maximum Contaminant Level
- S Spike Recovery outside accepted recovery limits
- V Analyte detected in the associated Method Blank
- I Analyte detected below quantitation limits
- U Not Detected Above the MDL

Tomoka LF GW Nov 2004

PARAMETER MONITORING REPORT

Ground Water (Rule 62-520.400,.420, .460)

Surface Water (Rule 62-302.500, .510, .503)

Leachate (Rule 62-701.510)

LAB Submission Number: F04110016

Sample Number: F04110016-054

Facility WACS:	64-00027540	**Sample Date/Time:**	11/5/2004 12:00:00 PM
Well/Sampling Point WACS:	19802	**Report Period:**	Tomoka Nov 04
Well/Sampling Point Name:	B71	**Well Purged:**	YES
Classification of Groundwater:	G-II	**Well Type:**	Detection
Ground Water Elevation: (NGVD):	22.76		

Storet Code	Parameter Monitored	Sampling Method	Filtered Y/N	Analysis Method	Analysis Date	Analysis Result	Q	Units	Detection Limits
	FIELD								
	Conductivity	Pump	N	FLD	11/5/2004	367		umhos/c	
	Depth To Water	Pump	N	FLD	11/5/2004	8.00			
	Dissolved Oxygen	Pump	N	FLD	11/5/2004	1.37		mg/L	
	pH	Pump	N	FLD	11/5/2004	5.86		S.U.	
	Reference Elevation	Pump	N	FLD	11/5/2004	30.76			
	Temperature	Pump	N	FLD	11/5/2004	24.7		deg C	
	Turbidity	Pump	N	FLD	11/5/2004	4.51		NTU	
	INORGANICS								
70300	Solids, Total Dissolved	Pump	N	E160.1	11/5/2004	180		mg/L	1.2
00940	Chloride	Pump	N	E300.0	11/7/2004	19		mg/L	0.036
00945	Sulfate	Pump	N	E300.0	11/7/2004	66		mg/L	0.051
00610	Nitrogen, Ammonia (As N)	Pump	N	E350.1	11/16/2004	0.65		mg/L	0.012
00620	Nitrogen, Nitrate	Pump	N	E353.2	11/5/2004	0.0042	U	mg/L	0.0042
	METALS								
01002	Arsenic	Pump	N	SW6010	11/10/2004	2.8	U	µg/L	2.8
01007	Barium	Pump	N	SW6010	11/10/2004	38		µg/L	0.23
01012	Beryllium	Pump	N	SW6010	11/10/2004	0.32	I	µg/L	0.056
01027	Cadmium	Pump	N	SW6010	11/10/2004	0.34	U	µg/L	0.34
01034	Chromium	Pump	N	SW6010	11/10/2004	4.8	I	µg/L	0.60
01037	Cobalt	Pump	N	SW6010	11/10/2004	2.3	I	µg/L	1.6
01042	Copper	Pump	N	SW6010	11/10/2004	0.88	I	µg/L	0.47
01045	Iron	Pump	N	SW6010	11/10/2004	18000	*V	µg/L	11
01051	Lead	Pump	N	SW6010	11/10/2004	2.2	U	µg/L	2.2
01067	Nickel	Pump	N	SW6010	11/10/2004	1.0	U	µg/L	1.0
01147	Selenium	Pump	N	SW6010	11/10/2004	3.1	U	µg/L	3.1
01077	Silver	Pump	N	SW6010	11/10/2004	0.93	U	µg/L	0.93
00929	Sodium	Pump	N	SW6010	11/10/2004	17000	V	µg/L	190
01087	Vanadium	Pump	N	SW6010	11/10/2004	17		µg/L	0.73
01092	Zinc	Pump	N	SW6010	11/10/2004	3.5	U	µg/L	3.5
	Antimony	Pump	N	SW6020	11/15/2004	0.40	U	µg/L	0.40

Data Qualifier Code Key:

- * Value exceeds Maximum Contaminant Level
- S Spike Recovery outside accepted recovery limits
- V Analyte detected in the associated Method Blank
- I Analyte detected below quantitation limits
- U Not Detected Above the MDL

Tomoka LF GW Nov 2004

PARAMETER MONITORING REPORT

Ground Water (Rule 62-520.400,.420, .460)

Surface Water (Rule 62-302.500, .510, .503)

Leachate (Rule 62-701.510)

LAB Submission Number: F04110016

Sample Number: F04110016-054

Facility WACS:	64-00027540	**Sample Date/Time:**	11/5/2004 12:00:00 PM
Well/Sampling Point WACS:	19802	**Report Period:**	Tomoka Nov 04
Well/Sampling Point Name:	B71	**Well Purged:**	YES
Classification of Groundwater:	G-II	**Well Type:**	Detection
Ground Water Elevation: (NGVD):	22.76		

Storet Code	Parameter Monitored	Sampling Method	Filtered Y/N	Analysis Method	Analysis Date	Analysis Result	Q	Units	Detection Limits
	Thallium	Pump	N	SW6020	11/15/2004	0.12	U	µg/L	0.12
71900	Mercury	Pump	N	SW7470	11/11/2004	0.012	U	µg/L	0.012
	ORGANICS								
49146	1,2-Dibromo-3-chloropropane	Pump	N	SW8011	11/19/2004	0.0014	U	µg/L	0.0014
77651	Ethylene Dibromide	Pump	N	SW8011	11/19/2004	0.0030	U	µg/L	0.0030
81552	Acetone	Pump	N	SW8260	11/17/2004	3.7	U	µg/L	3.7
34215	Acrylonitrile	Pump	N	SW8260	11/17/2004	2.2	U	µg/L	2.2
34030	Benzene	Pump	N	SW8260	11/17/2004	0.23	U	µg/L	0.23
73085	Bromochloromethane	Pump	N	SW8260	11/17/2004	0.21	U	µg/L	0.21
32101	Bromodichloromethane	Pump	N	SW8260	11/17/2004	0.26	U	µg/L	0.26
32104	Bromoform	Pump	N	SW8260	11/17/2004	0.28	U	µg/L	0.28
34413	Bromomethane	Pump	N	SW8260	11/17/2004	0.60	U	µg/L	0.60
81595	2-Butanone	Pump	N	SW8260	11/17/2004	1.8	U	µg/L	1.8
77041	Carbon disulfide	Pump	N	SW8260	11/17/2004	0.49	U	µg/L	0.49
32102	Carbon tetrachloride	Pump	N	SW8260	11/17/2004	0.29	U	µg/L	0.29
34301	Chlorobenzene	Pump	N	SW8260	11/17/2004	0.15	U	µg/L	0.15
34311	Chloroethane	Pump	N	SW8260	11/17/2004	0.51	U	µg/L	0.51
32106	Chloroform	Pump	N	SW8260	11/17/2004	0.23	U	µg/L	0.23
34418	Chloromethane	Pump	N	SW8260	11/17/2004	0.50	U	µg/L	0.50
32105	Dibromochloromethane	Pump	N	SW8260	11/17/2004	0.19	U	µg/L	0.19
77596	Dibromomethane	Pump	N	SW8260	11/17/2004	0.30	U	µg/L	0.30
77268	trans-1,4-Dichloro-2-butene	Pump	N	SW8260	11/17/2004	0.64	U	µg/L	0.64
34536	1,2-Dichlorobenzene	Pump	N	SW8260	11/17/2004	0.19	U	µg/L	0.19
34571	1,4-Dichlorobenzene	Pump	N	SW8260	11/17/2004	0.19	U	µg/L	0.19
34496	1,1-Dichloroethane	Pump	N	SW8260	11/17/2004	0.26	U	µg/L	0.26
34531	1,2-Dichloroethane	Pump	N	SW8260	11/17/2004	0.19	U	µg/L	0.19
34501	1,1-Dichloroethene	Pump	N	SW8260	11/17/2004	0.40	U	µg/L	0.40
77093	cis-1,2-Dichloroethene	Pump	N	SW8260	11/17/2004	0.17	U	µg/L	0.17
34546	trans-1,2-Dichloroethene	Pump	N	SW8260	11/17/2004	0.17	U	µg/L	0.17
34541	1,2-Dichloropropane	Pump	N	SW8260	11/17/2004	0.33	U	µg/L	0.33
34704	cis-1,3-Dichloropropene	Pump	N	SW8260	11/17/2004	0.23	U	µg/L	0.23
34699	trans-1,3-Dichloropropene	Pump	N	SW8260	11/17/2004	0.25	U	µg/L	0.25

Data Qualifier Code Key:

- * Value exceeds Maximum Contaminant Level
- S Spike Recovery outside accepted recovery limits
- V Analyte detected in the associated Method Blank
- I Analyte detected below quantitation limits
- U Not Detected Above the MDL

Tomoka LF GW Nov 2004

PARAMETER MONITORING REPORT

Ground Water (Rule 62-520.400,.420, .460)

Surface Water (Rule 62-302.500, .510, .503)

Leachate (Rule 62-701.510)

LAB Submission Number: F04110016

Sample Number: F04110016-054

Facility WACS:	64-00027540	**Sample Date/Time:**	11/5/2004 12:00:00 PM
Well/Sampling Point WACS:	19802	**Report Period:**	Tomoka Nov 04
Well/Sampling Point Name:	B71	**Well Purged:**	YES
Classification of Groundwater:	G-II	**Well Type:**	Detection
Ground Water Elevation: (NGVD):	22.76		

Storet Code	Parameter Monitored	Sampling Method	Filtered Y/N	Analysis Method	Analysis Date	Analysis Result	Q	Units	Detection Limits
34371	Ethylbenzene	Pump	N	SW8260	11/17/2004	0.20	U	µg/L	0.20
77103	2-Hexanone	Pump	N	SW8260	11/17/2004	0.28	U	µg/L	0.28
77424	Iodomethane	Pump	N	SW8260	11/17/2004	0.52	U	µg/L	0.52
81596	4-Methyl-2-pentanone	Pump	N	SW8260	11/17/2004	0.26	U	µg/L	0.26
34423	Methylene chloride	Pump	N	SW8260	11/17/2004	2.0	U	µg/L	2.0
77128	Styrene	Pump	N	SW8260	11/17/2004	0.12	U	µg/L	0.12
77562	1,1,1,2-Tetrachloroethane	Pump	N	SW8260	11/17/2004	0.24	U	µg/L	0.24
34516	1,1,2,2-Tetrachloroethane	Pump	N	SW8260	11/17/2004	0.44	U	µg/L	0.44
34475	Tetrachloroethene	Pump	N	SW8260	11/17/2004	0.17	U	µg/L	0.17
34010	Toluene	Pump	N	SW8260	11/17/2004	0.37	I	µg/L	0.35
34506	1,1,1-Trichloroethane	Pump	N	SW8260	11/17/2004	0.33	U	µg/L	0.33
34511	1,1,2-Trichloroethane	Pump	N	SW8260	11/17/2004	0.17	U	µg/L	0.17
39180	Trichloroethene	Pump	N	SW8260	11/17/2004	0.27	U	µg/L	0.27
34488	Trichlorofluoromethane	Pump	N	SW8260	11/17/2004	0.50	U	µg/L	0.50
77443	1,2,3-Trichloropropane	Pump	N	SW8260	11/17/2004	0.24	U	µg/L	0.24
77057	Vinyl acetate	Pump	N	SW8260	11/17/2004	0.46	U	µg/L	0.46
39175	Vinyl chloride	Pump	N	SW8260	11/17/2004	0.43	U	µg/L	0.43
34020	Xylenes, Total	Pump	N	SW8260	11/17/2004	0.32	U	µg/L	0.32

Data Qualifier Code Key:

- * Value exceeds Maximum Contaminant Level
- S Spike Recovery outside accepted recovery limits
- V Analyte detected in the associated Method Blank
- I Analyte detected below quantitation limits
- U Not Detected Above the MDL

Tomoka LF GW Nov 2004

PARAMETER MONITORING REPORT

Ground Water (Rule 62-520.400,.420, .460)

Surface Water (Rule 62-302.500, .510, .503)

Leachate (Rule 62-701.510)

LAB Submission Number: F04110016

Sample Number: F04110016-055

Facility WACS:	64-00027540	**Sample Date/Time:**	11/5/2004 12:19:00 PM
Well/Sampling Point WACS:	19806	**Report Period:**	Tomoka Nov 04
Well/Sampling Point Name:	B74A	**Well Purged:**	YES
Classification of Groundwater:	G-II	**Well Type:**	Detection
Ground Water Elevation: (NGVD):	17.82		

Storet Code	Parameter Monitored	Sampling Method	Filtered Y/N	Analysis Method	Analysis Date	Analysis Result	Q	Units	Detection Limits
	FIELD								
	Conductivity	Pump	N	FLD	11/5/2004	549		umhos/c	
	Depth To Water	Pump	N	FLD	11/5/2004	12.26			
	Dissolved Oxygen	Pump	N	FLD	11/5/2004	1.42		mg/L	
	pH	Pump	N	FLD	11/5/2004	6.26		S.U.	
	Reference Elevation	Pump	N	FLD	11/5/2004	30.08			
	Temperature	Pump	N	FLD	11/5/2004	24.3		deg C	
	Turbidity	Pump	N	FLD	11/5/2004	5.77		NTU	
	INORGANICS								
70300	Solids, Total Dissolved	Pump	N	E160.1	11/5/2004	320		mg/L	1.2
00940	Chloride	Pump	N	E300.0	11/7/2004	16		mg/L	0.036
00945	Sulfate	Pump	N	E300.0	11/7/2004	120		mg/L	0.051
00610	Nitrogen, Ammonia (As N)	Pump	N	E350.1	11/16/2004	0.32		mg/L	0.012
00620	Nitrogen, Nitrate	Pump	N	E353.2	11/5/2004	0.0042	U	mg/L	0.0042
	METALS								
01002	Arsenic	Pump	N	SW6010	11/10/2004	2.8	I	µg/L	2.8
01007	Barium	Pump	N	SW6010	11/10/2004	36		µg/L	0.23
01012	Beryllium	Pump	N	SW6010	11/10/2004	0.056	U	µg/L	0.056
01027	Cadmium	Pump	N	SW6010	11/10/2004	0.34	U	µg/L	0.34
01034	Chromium	Pump	N	SW6010	11/10/2004	3.0	I	µg/L	0.60
01037	Cobalt	Pump	N	SW6010	11/10/2004	5.3	I	µg/L	1.6
01042	Copper	Pump	N	SW6010	11/10/2004	0.72	I	µg/L	0.47
01045	Iron	Pump	N	SW6010	11/10/2004	5400	*V	µg/L	11
01051	Lead	Pump	N	SW6010	11/10/2004	2.2	U	µg/L	2.2
01067	Nickel	Pump	N	SW6010	11/10/2004	4.3	I	µg/L	1.0
01147	Selenium	Pump	N	SW6010	11/10/2004	3.1	U	µg/L	3.1
01077	Silver	Pump	N	SW6010	11/10/2004	0.93	U	µg/L	0.93
00929	Sodium	Pump	N	SW6010	11/10/2004	24000	V	µg/L	190
01087	Vanadium	Pump	N	SW6010	11/10/2004	3.9	I	µg/L	0.73
01092	Zinc	Pump	N	SW6010	11/10/2004	3.5	U	µg/L	3.5
	Antimony	Pump	N	SW6020	11/15/2004	0.40	U	µg/L	0.40

Data Qualifier Code Key:

- * Value exceeds Maximum Contaminant Level
- S Spike Recovery outside accepted recovery limits
- V Analyte detected in the associated Method Blank
- I Analyte detected below quantitation limits
- U Not Detected Above the MDL

Tomoka LF GW Nov 2004

PARAMETER MONITORING REPORT

Ground Water (Rule 62-520.400,.420, .460)

Surface Water (Rule 62-302.500, .510, .503)

Leachate (Rule 62-701.510)

LAB Submission Number: F04110016

Sample Number: F04110016-055

Facility WACS:	64-00027540	**Sample Date/Time:**	11/5/2004 12:19:00 PM
Well/Sampling Point WACS:	19806	**Report Period:**	Tomoka Nov 04
Well/Sampling Point Name:	B74A	**Well Purged:**	YES
Classification of Groundwater:	G-II	**Well Type:**	Detection
Ground Water Elevation: (NGVD):	17.82		

Storet Code	Parameter Monitored	Sampling Method	Filtered Y/N	Analysis Method	Analysis Date	Analysis Result	Q	Units	Detection Limits
	Thallium	Pump	N	SW6020	11/15/2004	0.12	U	µg/L	0.12
71900	Mercury	Pump	N	SW7470	11/11/2004	0.012	U	µg/L	0.012
	ORGANICS								
49146	1,2-Dibromo-3-chloropropane	Pump	N	SW8011	11/19/2004	0.0014	U	µg/L	0.0014
77651	Ethylene Dibromide	Pump	N	SW8011	11/19/2004	0.0030	U	µg/L	0.0030
81552	Acetone	Pump	N	SW8260	11/17/2004	3.7	U	µg/L	3.7
34215	Acrylonitrile	Pump	N	SW8260	11/17/2004	2.2	U	µg/L	2.2
34030	Benzene	Pump	N	SW8260	11/17/2004	0.23	U	µg/L	0.23
73085	Bromochloromethane	Pump	N	SW8260	11/17/2004	0.21	U	µg/L	0.21
32101	Bromodichloromethane	Pump	N	SW8260	11/17/2004	0.26	U	µg/L	0.26
32104	Bromoform	Pump	N	SW8260	11/17/2004	0.28	U	µg/L	0.28
34413	Bromomethane	Pump	N	SW8260	11/17/2004	0.60	U	µg/L	0.60
81595	2-Butanone	Pump	N	SW8260	11/17/2004	1.8	U	µg/L	1.8
77041	Carbon disulfide	Pump	N	SW8260	11/17/2004	0.49	U	µg/L	0.49
32102	Carbon tetrachloride	Pump	N	SW8260	11/17/2004	0.29	U	µg/L	0.29
34301	Chlorobenzene	Pump	N	SW8260	11/17/2004	0.15	U	µg/L	0.15
34311	Chloroethane	Pump	N	SW8260	11/17/2004	0.51	U	µg/L	0.51
32106	Chloroform	Pump	N	SW8260	11/17/2004	0.23	U	µg/L	0.23
34418	Chloromethane	Pump	N	SW8260	11/17/2004	0.50	U	µg/L	0.50
32105	Dibromochloromethane	Pump	N	SW8260	11/17/2004	0.19	U	µg/L	0.19
77596	Dibromomethane	Pump	N	SW8260	11/17/2004	0.30	U	µg/L	0.30
77268	trans-1,4-Dichloro-2-butene	Pump	N	SW8260	11/17/2004	0.64	U	µg/L	0.64
34536	1,2-Dichlorobenzene	Pump	N	SW8260	11/17/2004	0.19	U	µg/L	0.19
34571	1,4-Dichlorobenzene	Pump	N	SW8260	11/17/2004	0.19	U	µg/L	0.19
34496	1,1-Dichloroethane	Pump	N	SW8260	11/17/2004	0.26	U	µg/L	0.26
34531	1,2-Dichloroethane	Pump	N	SW8260	11/17/2004	0.19	U	µg/L	0.19
34501	1,1-Dichloroethene	Pump	N	SW8260	11/17/2004	0.40	U	µg/L	0.40
77093	cis-1,2-Dichloroethene	Pump	N	SW8260	11/17/2004	0.17	U	µg/L	0.17
34546	trans-1,2-Dichloroethene	Pump	N	SW8260	11/17/2004	0.17	U	µg/L	0.17
34541	1,2-Dichloropropane	Pump	N	SW8260	11/17/2004	0.33	U	µg/L	0.33
34704	cis-1,3-Dichloropropene	Pump	N	SW8260	11/17/2004	0.23	U	µg/L	0.23
34699	trans-1,3-Dichloropropene	Pump	N	SW8260	11/17/2004	0.25	U	µg/L	0.25

Data Qualifier Code Key:

- * Value exceeds Maximum Contaminant Level
- S Spike Recovery outside accepted recovery limits
- V Analyte detected in the associated Method Blank
- I Analyte detected below quantitation limits
- U Not Detected Above the MDL

Tomoka LF GW Nov 2004

PARAMETER MONITORING REPORT

Ground Water (Rule 62-520.400,.420, .460)

Surface Water (Rule 62-302.500, .510, .503)

Leachate (Rule 62-701.510)

LAB Submission Number: F04110016

Sample Number: F04110016-055

Facility WACS:	64-00027540	**Sample Date/Time:**	11/5/2004 12:19:00 PM
Well/Sampling Point WACS:	19806	**Report Period:**	Tomoka Nov 04
Well/Sampling Point Name:	B74A	**Well Purged:**	YES
Classification of Groundwater:	G-II	**Well Type:**	Detection
Ground Water Elevation: (NGVD):	17.82		

Storet Code	Parameter Monitored	Sampling Method	Filtered Y/N	Analysis Method	Analysis Date	Analysis Result	Q	Units	Detection Limits
34371	Ethylbenzene	Pump	N	SW8260	11/17/2004	0.20	U	µg/L	0.20
77103	2-Hexanone	Pump	N	SW8260	11/17/2004	0.28	U	µg/L	0.28
77424	Iodomethane	Pump	N	SW8260	11/17/2004	0.52	U	µg/L	0.52
81596	4-Methyl-2-pentanone	Pump	N	SW8260	11/17/2004	0.26	U	µg/L	0.26
34423	Methylene chloride	Pump	N	SW8260	11/17/2004	2.0	U	µg/L	2.0
77128	Styrene	Pump	N	SW8260	11/17/2004	0.12	U	µg/L	0.12
77562	1,1,1,2-Tetrachloroethane	Pump	N	SW8260	11/17/2004	0.24	U	µg/L	0.24
34516	1,1,2,2-Tetrachloroethane	Pump	N	SW8260	11/17/2004	0.44	U	µg/L	0.44
34475	Tetrachloroethene	Pump	N	SW8260	11/17/2004	0.17	U	µg/L	0.17
34010	Toluene	Pump	N	SW8260	11/17/2004	0.35	U	µg/L	0.35
34506	1,1,1-Trichloroethane	Pump	N	SW8260	11/17/2004	0.33	U	µg/L	0.33
34511	1,1,2-Trichloroethane	Pump	N	SW8260	11/17/2004	0.17	U	µg/L	0.17
39180	Trichloroethene	Pump	N	SW8260	11/17/2004	0.27	U	µg/L	0.27
34488	Trichlorofluoromethane	Pump	N	SW8260	11/17/2004	0.50	U	µg/L	0.50
77443	1,2,3-Trichloropropane	Pump	N	SW8260	11/17/2004	0.24	U	µg/L	0.24
77057	Vinyl acetate	Pump	N	SW8260	11/17/2004	0.46	U	µg/L	0.46
39175	Vinyl chloride	Pump	N	SW8260	11/17/2004	0.43	U	µg/L	0.43
34020	Xylenes, Total	Pump	N	SW8260	11/17/2004	0.32	U	µg/L	0.32

Data Qualifier Code Key:

- * Value exceeds Maximum Contaminant Level
- S Spike Recovery outside accepted recovery limits
- V Analyte detected in the associated Method Blank
- I Analyte detected below quantitation limits
- U Not Detected Above the MDL

Tomoka LF GW Nov 2004

PARAMETER MONITORING REPORT

Ground Water (Rule 62-520.400,.420, .460)

Surface Water (Rule 62-302.500, .510, .503)

Leachate (Rule 62-701.510)

LAB Submission Number: F04110016

Sample Number: F04110016-056

Facility WACS:	64-00027540	**Sample Date/Time:**	11/5/2004 12:44:00 PM
Well/Sampling Point WACS:	19807	**Report Period:**	Tomoka Nov 04
Well/Sampling Point Name:	B75	**Well Purged:**	YES
Classification of Groundwater:	G-II	**Well Type:**	Detection
Ground Water Elevation: (NGVD):	22.09		

Storet Code	Parameter Monitored	Sampling Method	Filtered Y/N	Analysis Method	Analysis Date	Analysis Result	Q	Units	Detection Limits
	FIELD								
	Conductivity	Pump	N	FLD	11/5/2004	1041		umhos/c	
	Depth To Water	Pump	N	FLD	11/5/2004	9.60			
	Dissolved Oxygen	Pump	N	FLD	11/5/2004	1.39		mg/L	
	pH	Pump	N	FLD	11/5/2004	6.37		S.U.	
	Reference Elevation	Pump	N	FLD	11/5/2004	31.69			
	Temperature	Pump	N	FLD	11/5/2004	24.3		deg C	
	Turbidity	Pump	N	FLD	11/5/2004	5.71		NTU	
	INORGANICS								
70300	Solids, Total Dissolved	Pump	N	E160.1	11/5/2004	650	*	mg/L	1.2
00940	Chloride	Pump	N	E300.0	11/7/2004	39		mg/L	0.036
00945	Sulfate	Pump	N	E300.0	11/7/2004	25		mg/L	0.051
00610	Nitrogen, Ammonia (As N)	Pump	N	E350.1	11/16/2004	1.4		mg/L	0.012
00620	Nitrogen, Nitrate	Pump	N	E353.2	11/5/2004	0.0042	U	mg/L	0.0042
	METALS								
01002	Arsenic	Pump	N	SW6010	11/10/2004	3.1	I	µg/L	2.8
01007	Barium	Pump	N	SW6010	11/10/2004	24		µg/L	0.23
01012	Beryllium	Pump	N	SW6010	11/10/2004	0.056	U	µg/L	0.056
01027	Cadmium	Pump	N	SW6010	11/10/2004	0.34	U	µg/L	0.34
01034	Chromium	Pump	N	SW6010	11/10/2004	4.3	I	µg/L	0.60
01037	Cobalt	Pump	N	SW6010	11/10/2004	11		µg/L	1.6
01042	Copper	Pump	N	SW6010	11/10/2004	6.2		µg/L	0.47
01045	Iron	Pump	N	SW6010	11/10/2004	2300	*V	µg/L	11
01051	Lead	Pump	N	SW6010	11/10/2004	2.2	U	µg/L	2.2
01067	Nickel	Pump	N	SW6010	11/10/2004	1.7	I	µg/L	1.0
01147	Selenium	Pump	N	SW6010	11/10/2004	3.1	U	µg/L	3.1
01077	Silver	Pump	N	SW6010	11/10/2004	0.93	U	µg/L	0.93
00929	Sodium	Pump	N	SW6010	11/10/2004	35000	V	µg/L	190
01087	Vanadium	Pump	N	SW6010	11/10/2004	7.4	I	µg/L	0.73
01092	Zinc	Pump	N	SW6010	11/10/2004	12	I	µg/L	3.5
	Antimony	Pump	N	SW6020	11/15/2004	0.40	U	µg/L	0.40

Data Qualifier Code Key:

- * Value exceeds Maximum Contaminant Level
- S Spike Recovery outside accepted recovery limits
- V Analyte detected in the associated Method Blank
- I Analyte detected below quantitation limits
- U Not Detected Above the MDL

Tomoka LF GW Nov 2004

PARAMETER MONITORING REPORT

Ground Water (Rule 62-520.400,.420, .460)

Surface Water (Rule 62-302.500, .510, .503)

Leachate (Rule 62-701.510)

LAB Submission Number: F04110016

Sample Number: F04110016-056

Facility WACS:	64-00027540	**Sample Date/Time:**	11/5/2004 12:44:00 PM
Well/Sampling Point WACS:	19807	**Report Period:**	Tomoka Nov 04
Well/Sampling Point Name:	B75	**Well Purged:**	YES
Classification of Groundwater:	G-II	**Well Type:**	Detection
Ground Water Elevation: (NGVD):	22.09		

Storet Code	Parameter Monitored	Sampling Method	Filtered Y/N	Analysis Method	Analysis Date	Analysis Result	Q	Units	Detection Limits
	Thallium	Pump	N	SW6020	11/15/2004	0.12	U	µg/L	0.12
71900	Mercury	Pump	N	SW7470	11/11/2004	0.014	I	µg/L	0.012
	ORGANICS								
49146	1,2-Dibromo-3-chloropropane	Pump	N	SW8011	11/19/2004	0.0014	U	µg/L	0.0014
77651	Ethylene Dibromide	Pump	N	SW8011	11/19/2004	0.0030	U	µg/L	0.0030
81552	Acetone	Pump	N	SW8260	11/17/2004	3.7	U	µg/L	3.7
34215	Acrylonitrile	Pump	N	SW8260	11/17/2004	2.2	U	µg/L	2.2
34030	Benzene	Pump	N	SW8260	11/17/2004	0.23	U	µg/L	0.23
73085	Bromochloromethane	Pump	N	SW8260	11/17/2004	0.21	U	µg/L	0.21
32101	Bromodichloromethane	Pump	N	SW8260	11/17/2004	0.26	U	µg/L	0.26
32104	Bromoform	Pump	N	SW8260	11/17/2004	0.28	U	µg/L	0.28
34413	Bromomethane	Pump	N	SW8260	11/17/2004	0.60	U	µg/L	0.60
81595	2-Butanone	Pump	N	SW8260	11/17/2004	1.8	U	µg/L	1.8
77041	Carbon disulfide	Pump	N	SW8260	11/17/2004	0.49	U	µg/L	0.49
32102	Carbon tetrachloride	Pump	N	SW8260	11/17/2004	0.29	U	µg/L	0.29
34301	Chlorobenzene	Pump	N	SW8260	11/17/2004	0.15	U	µg/L	0.15
34311	Chloroethane	Pump	N	SW8260	11/17/2004	0.51	U	µg/L	0.51
32106	Chloroform	Pump	N	SW8260	11/17/2004	0.23	U	µg/L	0.23
34418	Chloromethane	Pump	N	SW8260	11/17/2004	0.50	U	µg/L	0.50
32105	Dibromochloromethane	Pump	N	SW8260	11/17/2004	0.19	U	µg/L	0.19
77596	Dibromomethane	Pump	N	SW8260	11/17/2004	0.30	U	µg/L	0.30
77268	trans-1,4-Dichloro-2-butene	Pump	N	SW8260	11/17/2004	0.64	U	µg/L	0.64
34536	1,2-Dichlorobenzene	Pump	N	SW8260	11/17/2004	0.19	U	µg/L	0.19
34571	1,4-Dichlorobenzene	Pump	N	SW8260	11/17/2004	0.19	U	µg/L	0.19
34496	1,1-Dichloroethane	Pump	N	SW8260	11/17/2004	0.26	U	µg/L	0.26
34531	1,2-Dichloroethane	Pump	N	SW8260	11/17/2004	0.19	U	µg/L	0.19
34501	1,1-Dichloroethene	Pump	N	SW8260	11/17/2004	0.40	U	µg/L	0.40
77093	cis-1,2-Dichloroethene	Pump	N	SW8260	11/17/2004	0.17	U	µg/L	0.17
34546	trans-1,2-Dichloroethene	Pump	N	SW8260	11/17/2004	0.17	U	µg/L	0.17
34541	1,2-Dichloropropane	Pump	N	SW8260	11/17/2004	0.33	U	µg/L	0.33
34704	cis-1,3-Dichloropropene	Pump	N	SW8260	11/17/2004	0.23	U	µg/L	0.23
34699	trans-1,3-Dichloropropene	Pump	N	SW8260	11/17/2004	0.25	U	µg/L	0.25

Data Qualifier Code Key:

- * Value exceeds Maximum Contaminant Level
- S Spike Recovery outside accepted recovery limits
- V Analyte detected in the associated Method Blank
- I Analyte detected below quantitation limits
- U Not Detected Above the MDL

Tomoka LF GW Nov 2004

PARAMETER MONITORING REPORT

Ground Water (Rule 62-520.400,.420, .460)

Surface Water (Rule 62-302.500, .510, .503)

Leachate (Rule 62-701.510)

LAB Submission Number: F04110016

Sample Number: F04110016-056

Facility WACS:	64-00027540	**Sample Date/Time:**	11/5/2004 12:44:00 PM
Well/Sampling Point WACS:	19807	**Report Period:**	Tomoka Nov 04
Well/Sampling Point Name:	B75	**Well Purged:**	YES
Classification of Groundwater:	G-II	**Well Type:**	Detection
Ground Water Elevation: (NGVD):	22.09		

Storet Code	Parameter Monitored	Sampling Method	Filtered Y/N	Analysis Method	Analysis Date	Analysis Result	Q	Units	Detection Limits
34371	Ethylbenzene	Pump	N	SW8260	11/17/2004	0.20	U	µg/L	0.20
77103	2-Hexanone	Pump	N	SW8260	11/17/2004	0.28	U	µg/L	0.28
77424	Iodomethane	Pump	N	SW8260	11/17/2004	0.52	U	µg/L	0.52
81596	4-Methyl-2-pentanone	Pump	N	SW8260	11/17/2004	0.26	U	µg/L	0.26
34423	Methylene chloride	Pump	N	SW8260	11/17/2004	2.0	U	µg/L	2.0
77128	Styrene	Pump	N	SW8260	11/17/2004	0.12	U	µg/L	0.12
77562	1,1,1,2-Tetrachloroethane	Pump	N	SW8260	11/17/2004	0.24	U	µg/L	0.24
34516	1,1,2,2-Tetrachloroethane	Pump	N	SW8260	11/17/2004	0.44	U	µg/L	0.44
34475	Tetrachloroethene	Pump	N	SW8260	11/17/2004	0.17	U	µg/L	0.17
34010	Toluene	Pump	N	SW8260	11/17/2004	0.35	U	µg/L	0.35
34506	1,1,1-Trichloroethane	Pump	N	SW8260	11/17/2004	0.33	U	µg/L	0.33
34511	1,1,2-Trichloroethane	Pump	N	SW8260	11/17/2004	0.17	U	µg/L	0.17
39180	Trichloroethene	Pump	N	SW8260	11/17/2004	0.27	U	µg/L	0.27
34488	Trichlorofluoromethane	Pump	N	SW8260	11/17/2004	0.50	U	µg/L	0.50
77443	1,2,3-Trichloropropane	Pump	N	SW8260	11/17/2004	0.24	U	µg/L	0.24
77057	Vinyl acetate	Pump	N	SW8260	11/17/2004	0.46	U	µg/L	0.46
39175	Vinyl chloride	Pump	N	SW8260	11/17/2004	0.43	U	µg/L	0.43
34020	Xylenes, Total	Pump	N	SW8260	11/17/2004	0.32	U	µg/L	0.32

Data Qualifier Code Key:

- * Value exceeds Maximum Contaminant Level
- S Spike Recovery outside accepted recovery limits
- V Analyte detected in the associated Method Blank
- I Analyte detected below quantitation limits
- U Not Detected Above the MDL

Tomoka LF GW Nov 2004

PARAMETER MONITORING REPORT

Ground Water (Rule 62-520.400,.420, .460)

Surface Water (Rule 62-302.500, .510, .503)

Leachate (Rule 62-701.510)

LAB Submission Number: F04110016

Sample Number: F04110016-057

Facility WACS:	64-00027540	**Sample Date/Time:**	11/5/2004 1:09:00 PM
Well/Sampling Point WACS:	15402	**Report Period:**	Tomoka Nov 04
Well/Sampling Point Name:	B2	**Well Purged:**	YES
Classification of Groundwater:	G-II	**Well Type:**	Background
Ground Water Elevation: (NGVD):	26.9		

Storet Code	Parameter Monitored	Sampling Method	Filtered Y/N	Analysis Method	Analysis Date	Analysis Result	Q	Units	Detection Limits
	FIELD								
	Conductivity	Pump	N	FLD	11/5/2004	2551		umhos/c	
	Depth To Water	Pump	N	FLD	11/5/2004	4.91			
	Dissolved Oxygen	Pump	N	FLD	11/5/2004	1.46		mg/L	
	pH	Pump	N	FLD	11/5/2004	7.21		S.U.	
	Reference Elevation	Pump	N	FLD	11/5/2004	31.81			
	Temperature	Pump	N	FLD	11/5/2004	25.5		deg C	
	Turbidity	Pump	N	FLD	11/5/2004	7.21		NTU	
	INORGANICS								
70300	Solids, Total Dissolved	Pump	N	E160.1	11/5/2004	2000	*	mg/L	1.2
00940	Chloride	Pump	N	E300.0	11/7/2004	32		mg/L	0.72
00945	Sulfate	Pump	N	E300.0	11/7/2004	840		mg/L	1.0
00610	Nitrogen, Ammonia (As N)	Pump	N	E350.1	11/16/2004	6.1	*	mg/L	0.060
00620	Nitrogen, Nitrate	Pump	N	E353.2	11/5/2004	0.0042	U	mg/L	0.0042
	METALS								
01002	Arsenic	Pump	N	SW6010	11/10/2004	2.8	U	µg/L	2.8
01007	Barium	Pump	N	SW6010	11/10/2004	61		µg/L	0.23
01012	Beryllium	Pump	N	SW6010	11/10/2004	0.056	U	µg/L	0.056
01027	Cadmium	Pump	N	SW6010	11/10/2004	0.34	U	µg/L	0.34
01034	Chromium	Pump	N	SW6010	11/10/2004	0.60	U	µg/L	0.60
01037	Cobalt	Pump	N	SW6010	11/10/2004	35		µg/L	1.6
01042	Copper	Pump	N	SW6010	11/10/2004	0.95	I	µg/L	0.47
01045	Iron	Pump	N	SW6010	11/10/2004	230	V	µg/L	11
01051	Lead	Pump	N	SW6010	11/10/2004	2.2	U	µg/L	2.2
01067	Nickel	Pump	N	SW6010	11/10/2004	6.0		µg/L	1.0
01147	Selenium	Pump	N	SW6010	11/10/2004	3.1	U	µg/L	3.1
01077	Silver	Pump	N	SW6010	11/10/2004	0.93	U	µg/L	0.93
00929	Sodium	Pump	N	SW6010	11/10/2004	13000	V	µg/L	190
01087	Vanadium	Pump	N	SW6010	11/10/2004	1.3	I	µg/L	0.73
01092	Zinc	Pump	N	SW6010	11/10/2004	3.5	U	µg/L	3.5
	Antimony	Pump	N	SW6020	11/15/2004	0.48	I	µg/L	0.40

Data Qualifier Code Key:

- * Value exceeds Maximum Contaminant Level
- S Spike Recovery outside accepted recovery limits
- V Analyte detected in the associated Method Blank
- I Analyte detected below quantitation limits
- U Not Detected Above the MDL

Tomoka LF GW Nov 2004

PARAMETER MONITORING REPORT

Ground Water (Rule 62-520.400,.420, .460)

Surface Water (Rule 62-302.500, .510, .503)

Leachate (Rule 62-701.510)

LAB Submission Number: F04110016

Sample Number: F04110016-057

Facility WACS:	64-00027540	**Sample Date/Time:**	11/5/2004 1:09:00 PM
Well/Sampling Point WACS:	15402	**Report Period:**	Tomoka Nov 04
Well/Sampling Point Name:	B2	**Well Purged:**	YES
Classification of Groundwater:	G-II	**Well Type:**	Background
Ground Water Elevation: (NGVD):	26.9		

Storet Code	Parameter Monitored	Sampling Method	Filtered Y/N	Analysis Method	Analysis Date	Analysis Result	Q	Units	Detection Limits
	Thallium	Pump	N	SW6020	11/15/2004	0.12	U	µg/L	0.12
71900	Mercury	Pump	N	SW7470	11/11/2004	0.012	U	µg/L	0.012
	ORGANICS								
49146	1,2-Dibromo-3-chloropropane	Pump	N	SW8011	11/19/2004	0.0014	U	µg/L	0.0014
77651	Ethylene Dibromide	Pump	N	SW8011	11/19/2004	0.0030	U	µg/L	0.0030
81552	Acetone	Pump	N	SW8260	11/17/2004	3.7	U	µg/L	3.7
34215	Acrylonitrile	Pump	N	SW8260	11/17/2004	2.2	U	µg/L	2.2
34030	Benzene	Pump	N	SW8260	11/17/2004	0.23	U	µg/L	0.23
73085	Bromochloromethane	Pump	N	SW8260	11/17/2004	0.21	U	µg/L	0.21
32101	Bromodichloromethane	Pump	N	SW8260	11/17/2004	0.26	U	µg/L	0.26
32104	Bromoform	Pump	N	SW8260	11/17/2004	0.28	U	µg/L	0.28
34413	Bromomethane	Pump	N	SW8260	11/17/2004	0.60	U	µg/L	0.60
81595	2-Butanone	Pump	N	SW8260	11/17/2004	1.8	U	µg/L	1.8
77041	Carbon disulfide	Pump	N	SW8260	11/17/2004	0.49	U	µg/L	0.49
32102	Carbon tetrachloride	Pump	N	SW8260	11/17/2004	0.29	U	µg/L	0.29
34301	Chlorobenzene	Pump	N	SW8260	11/17/2004	0.15	U	µg/L	0.15
34311	Chloroethane	Pump	N	SW8260	11/17/2004	0.51	U	µg/L	0.51
32106	Chloroform	Pump	N	SW8260	11/17/2004	0.23	U	µg/L	0.23
34418	Chloromethane	Pump	N	SW8260	11/17/2004	0.50	U	µg/L	0.50
32105	Dibromochloromethane	Pump	N	SW8260	11/17/2004	0.19	U	µg/L	0.19
77596	Dibromomethane	Pump	N	SW8260	11/17/2004	0.30	U	µg/L	0.30
77268	trans-1,4-Dichloro-2-butene	Pump	N	SW8260	11/17/2004	0.64	U	µg/L	0.64
34536	1,2-Dichlorobenzene	Pump	N	SW8260	11/17/2004	0.19	U	µg/L	0.19
34571	1,4-Dichlorobenzene	Pump	N	SW8260	11/17/2004	0.19	U	µg/L	0.19
34496	1,1-Dichloroethane	Pump	N	SW8260	11/17/2004	0.26	U	µg/L	0.26
34531	1,2-Dichloroethane	Pump	N	SW8260	11/17/2004	0.19	U	µg/L	0.19
34501	1,1-Dichloroethene	Pump	N	SW8260	11/17/2004	0.40	U	µg/L	0.40
77093	cis-1,2-Dichloroethene	Pump	N	SW8260	11/17/2004	0.17	U	µg/L	0.17
34546	trans-1,2-Dichloroethene	Pump	N	SW8260	11/17/2004	0.17	U	µg/L	0.17
34541	1,2-Dichloropropane	Pump	N	SW8260	11/17/2004	0.33	U	µg/L	0.33
34704	cis-1,3-Dichloropropene	Pump	N	SW8260	11/17/2004	0.23	U	µg/L	0.23
34699	trans-1,3-Dichloropropene	Pump	N	SW8260	11/17/2004	0.25	U	µg/L	0.25

Data Qualifier Code Key:

- * Value exceeds Maximum Contaminant Level
- S Spike Recovery outside accepted recovery limits
- V Analyte detected in the associated Method Blank
- I Analyte detected below quantitation limits
- U Not Detected Above the MDL

Tomoka LF GW Nov 2004

PARAMETER MONITORING REPORT

Ground Water (Rule 62-520.400,.420, .460)

Surface Water (Rule 62-302.500, .510, .503)

Leachate (Rule 62-701.510)

LAB Submission Number: F04110016

Sample Number: F04110016-057

Facility WACS:	64-00027540	**Sample Date/Time:**	11/5/2004 1:09:00 PM
Well/Sampling Point WACS:	15402	**Report Period:**	Tomoka Nov 04
Well/Sampling Point Name:	B2	**Well Purged:**	YES
Classification of Groundwater:	G-II	**Well Type:**	Background
Ground Water Elevation: (NGVD):	26.9		

Storet Code	Parameter Monitored	Sampling Method	Filtered Y/N	Analysis Method	Analysis Date	Analysis Result	Q	Units	Detection Limits
34371	Ethylbenzene	Pump	N	SW8260	11/17/2004	0.20	U	µg/L	0.20
77103	2-Hexanone	Pump	N	SW8260	11/17/2004	0.28	U	µg/L	0.28
77424	Iodomethane	Pump	N	SW8260	11/17/2004	0.52	U	µg/L	0.52
81596	4-Methyl-2-pentanone	Pump	N	SW8260	11/17/2004	0.26	U	µg/L	0.26
34423	Methylene chloride	Pump	N	SW8260	11/17/2004	2.0	U	µg/L	2.0
77128	Styrene	Pump	N	SW8260	11/17/2004	0.12	U	µg/L	0.12
77562	1,1,1,2-Tetrachloroethane	Pump	N	SW8260	11/17/2004	0.24	U	µg/L	0.24
34516	1,1,2,2-Tetrachloroethane	Pump	N	SW8260	11/17/2004	0.44	U	µg/L	0.44
34475	Tetrachloroethene	Pump	N	SW8260	11/17/2004	0.17	U	µg/L	0.17
34010	Toluene	Pump	N	SW8260	11/17/2004	0.35	U	µg/L	0.35
34506	1,1,1-Trichloroethane	Pump	N	SW8260	11/17/2004	0.33	U	µg/L	0.33
34511	1,1,2-Trichloroethane	Pump	N	SW8260	11/17/2004	0.17	U	µg/L	0.17
39180	Trichloroethene	Pump	N	SW8260	11/17/2004	0.27	U	µg/L	0.27
34488	Trichlorofluoromethane	Pump	N	SW8260	11/17/2004	0.50	U	µg/L	0.50
77443	1,2,3-Trichloropropane	Pump	N	SW8260	11/17/2004	0.24	U	µg/L	0.24
77057	Vinyl acetate	Pump	N	SW8260	11/17/2004	0.46	U	µg/L	0.46
39175	Vinyl chloride	Pump	N	SW8260	11/17/2004	0.43	U	µg/L	0.43
34020	Xylenes, Total	Pump	N	SW8260	11/17/2004	0.32	U	µg/L	0.32

Data Qualifier Code Key:

- * Value exceeds Maximum Contaminant Level
- S Spike Recovery outside accepted recovery limits
- V Analyte detected in the associated Method Blank
- I Analyte detected below quantitation limits
- U Not Detected Above the MDL

Tomoka LF GW Nov 2004

PARAMETER MONITORING REPORT

Ground Water (Rule 62-520.400,.420, .460)

Surface Water (Rule 62-302.500, .510, .503)

Leachate (Rule 62-701.510)

LAB Submission Number: F04110016

Sample Number: F04110016-058

Facility WACS:	64-00027540	**Sample Date/Time:**	11/5/2004 1:29:00 PM
Well/Sampling Point WACS:	15679	**Report Period:**	Tomoka Nov 04
Well/Sampling Point Name:	B11	**Well Purged:**	YES
Classification of Groundwater:	G-II	**Well Type:**	Background
Ground Water Elevation: (NGVD):	25.43		

Storet Code	Parameter Monitored	Sampling Method	Filtered Y/N	Analysis Method	Analysis Date	Analysis Result	Q	Units	Detection Limits
	FIELD								
	Conductivity	Pump	N	FLD	11/5/2004	278		umhos/c	
	Depth To Water	Pump	N	FLD	11/5/2004	5.20			
	Dissolved Oxygen	Pump	N	FLD	11/5/2004	1.17		mg/L	
	pH	Pump	N	FLD	11/5/2004	5.41		S.U.	
	Reference Elevation	Pump	N	FLD	11/5/2004	30.63			
	Temperature	Pump	N	FLD	11/5/2004	24.3		deg C	
	Turbidity	Pump	N	FLD	11/5/2004	2.41		NTU	
	INORGANICS								
70300	Solids, Total Dissolved	Pump	N	E160.1	11/5/2004	160		mg/L	1.2
00940	Chloride	Pump	N	E300.0	11/7/2004	15		mg/L	0.036
00945	Sulfate	Pump	N	E300.0	11/7/2004	44		mg/L	0.051
00610	Nitrogen, Ammonia (As N)	Pump	N	E350.1	11/16/2004	0.36		mg/L	0.012
00620	Nitrogen, Nitrate	Pump	N	E353.2	11/5/2004	0.017	I	mg/L	0.0042
	METALS								
01002	Arsenic	Pump	N	SW6010	11/10/2004	2.8	U	µg/L	2.8
01007	Barium	Pump	N	SW6010	11/10/2004	73		µg/L	0.23
01012	Beryllium	Pump	N	SW6010	11/10/2004	0.63	I	µg/L	0.056
01027	Cadmium	Pump	N	SW6010	11/10/2004	0.34	U	µg/L	0.34
01034	Chromium	Pump	N	SW6010	11/10/2004	3.4	I	µg/L	0.60
01037	Cobalt	Pump	N	SW6010	11/10/2004	1.7	I	µg/L	1.6
01042	Copper	Pump	N	SW6010	11/10/2004	0.47	U	µg/L	0.47
01045	Iron	Pump	N	SW6010	11/10/2004	6200	*V	µg/L	11
01051	Lead	Pump	N	SW6010	11/10/2004	2.2	U	µg/L	2.2
01067	Nickel	Pump	N	SW6010	11/10/2004	1.3	I	µg/L	1.0
01147	Selenium	Pump	N	SW6010	11/10/2004	3.1	U	µg/L	3.1
01077	Silver	Pump	N	SW6010	11/10/2004	0.93	U	µg/L	0.93
00929	Sodium	Pump	N	SW6010	11/10/2004	16000	V	µg/L	190
01087	Vanadium	Pump	N	SW6010	11/10/2004	15		µg/L	0.73
01092	Zinc	Pump	N	SW6010	11/10/2004	3.5	U	µg/L	3.5
	Antimony	Pump	N	SW6020	11/15/2004	0.40	U	µg/L	0.40

Data Qualifier Code Key:

- * Value exceeds Maximum Contaminant Level
- S Spike Recovery outside accepted recovery limits
- V Analyte detected in the associated Method Blank
- I Analyte detected below quantitation limits
- U Not Detected Above the MDL

Tomoka LF GW Nov 2004
PARAMETER MONITORING REPORT
Ground Water (Rule 62-520.400,.420, .460)
Surface Water (Rule 62-302.500, .510, .503)
Leachate (Rule 62-701.510)
LAB Submission Number: F04110016
Sample Number: F04110016-058

Facility WACS:	64-00027540	**Sample Date/Time:**	11/5/2004 1:29:00 PM
Well/Sampling Point WACS:	15679	**Report Period:**	Tomoka Nov 04
Well/Sampling Point Name:	B11	**Well Purged:**	YES
Classification of Groundwater:	G-II	**Well Type:**	Background
Ground Water Elevation: (NGVD):	25.43		

Storet Code	Parameter Monitored	Sampling Method	Filtered Y/N	Analysis Method	Analysis Date	Analysis Result	Q	Units	Detection Limits
	Thallium	Pump	N	SW6020	11/15/2004	0.12	U	µg/L	0.12
71900	Mercury	Pump	N	SW7470	11/11/2004	0.012	U	µg/L	0.012
	ORGANICS								
49146	1,2-Dibromo-3-chloropropane	Pump	N	SW8011	11/19/2004	0.0014	U	µg/L	0.0014
77651	Ethylene Dibromide	Pump	N	SW8011	11/19/2004	0.0030	U	µg/L	0.0030
81552	Acetone	Pump	N	SW8260	11/17/2004	3.7	U	µg/L	3.7
34215	Acrylonitrile	Pump	N	SW8260	11/17/2004	2.2	U	µg/L	2.2
34030	Benzene	Pump	N	SW8260	11/17/2004	0.23	U	µg/L	0.23
73085	Bromochloromethane	Pump	N	SW8260	11/17/2004	0.21	U	µg/L	0.21
32101	Bromodichloromethane	Pump	N	SW8260	11/17/2004	0.26	U	µg/L	0.26
32104	Bromoform	Pump	N	SW8260	11/17/2004	0.28	U	µg/L	0.28
34413	Bromomethane	Pump	N	SW8260	11/17/2004	0.60	U	µg/L	0.60
81595	2-Butanone	Pump	N	SW8260	11/17/2004	1.8	U	µg/L	1.8
77041	Carbon disulfide	Pump	N	SW8260	11/17/2004	0.49	U	µg/L	0.49
32102	Carbon tetrachloride	Pump	N	SW8260	11/17/2004	0.29	U	µg/L	0.29
34301	Chlorobenzene	Pump	N	SW8260	11/17/2004	0.15	U	µg/L	0.15
34311	Chloroethane	Pump	N	SW8260	11/17/2004	0.51	U	µg/L	0.51
32106	Chloroform	Pump	N	SW8260	11/17/2004	0.23	U	µg/L	0.23
34418	Chloromethane	Pump	N	SW8260	11/17/2004	0.50	U	µg/L	0.50
32105	Dibromochloromethane	Pump	N	SW8260	11/17/2004	0.19	U	µg/L	0.19
77596	Dibromomethane	Pump	N	SW8260	11/17/2004	0.30	U	µg/L	0.30
77268	trans-1,4-Dichloro-2-butene	Pump	N	SW8260	11/17/2004	0.64	U	µg/L	0.64
34536	1,2-Dichlorobenzene	Pump	N	SW8260	11/17/2004	0.19	U	µg/L	0.19
34571	1,4-Dichlorobenzene	Pump	N	SW8260	11/17/2004	0.19	U	µg/L	0.19
34496	1,1-Dichloroethane	Pump	N	SW8260	11/17/2004	0.26	U	µg/L	0.26
34531	1,2-Dichloroethane	Pump	N	SW8260	11/17/2004	0.19	U	µg/L	0.19
34501	1,1-Dichloroethene	Pump	N	SW8260	11/17/2004	0.40	U	µg/L	0.40
77093	cis-1,2-Dichloroethene	Pump	N	SW8260	11/17/2004	0.17	U	µg/L	0.17
34546	trans-1,2-Dichloroethene	Pump	N	SW8260	11/17/2004	0.17	U	µg/L	0.17
34541	1,2-Dichloropropane	Pump	N	SW8260	11/17/2004	0.33	U	µg/L	0.33
34704	cis-1,3-Dichloropropene	Pump	N	SW8260	11/17/2004	0.23	U	µg/L	0.23
34699	trans-1,3-Dichloropropene	Pump	N	SW8260	11/17/2004	0.25	U	µg/L	0.25

Data Qualifier Code Key:

*	Value exceeds Maximum Contaminant Level	I	Analyte detected below quantitation limits
S	Spike Recovery outside accepted recovery limits	U	Not Detected Above the MDL
V	Analyte detected in the associated Method Blank		

Tomoka LF GW Nov 2004

PARAMETER MONITORING REPORT

Ground Water (Rule 62-520.400,.420, .460)

Surface Water (Rule 62-302.500, .510, .503)

Leachate (Rule 62-701.510)

LAB Submission Number: F04110016

Sample Number: F04110016-058

Facility WACS:	64-00027540	**Sample Date/Time:**	11/5/2004 1:29:00 PM
Well/Sampling Point WACS:	15679	**Report Period:**	Tomoka Nov 04
Well/Sampling Point Name:	B11	**Well Purged:**	YES
Classification of Groundwater:	G-II	**Well Type:**	Background
Ground Water Elevation: (NGVD):	25.43		

Storet Code	Parameter Monitored	Sampling Method	Filtered Y/N	Analysis Method	Analysis Date	Analysis Result	Q	Units	Detection Limits
34371	Ethylbenzene	Pump	N	SW8260	11/17/2004	0.20	U	µg/L	0.20
77103	2-Hexanone	Pump	N	SW8260	11/17/2004	0.28	U	µg/L	0.28
77424	Iodomethane	Pump	N	SW8260	11/17/2004	0.52	U	µg/L	0.52
81596	4-Methyl-2-pentanone	Pump	N	SW8260	11/17/2004	0.26	U	µg/L	0.26
34423	Methylene chloride	Pump	N	SW8260	11/17/2004	2.0	U	µg/L	2.0
77128	Styrene	Pump	N	SW8260	11/17/2004	0.12	U	µg/L	0.12
77562	1,1,1,2-Tetrachloroethane	Pump	N	SW8260	11/17/2004	0.24	U	µg/L	0.24
34516	1,1,2,2-Tetrachloroethane	Pump	N	SW8260	11/17/2004	0.44	U	µg/L	0.44
34475	Tetrachloroethene	Pump	N	SW8260	11/17/2004	0.17	U	µg/L	0.17
34010	Toluene	Pump	N	SW8260	11/17/2004	0.35	U	µg/L	0.35
34506	1,1,1-Trichloroethane	Pump	N	SW8260	11/17/2004	0.33	U	µg/L	0.33
34511	1,1,2-Trichloroethane	Pump	N	SW8260	11/17/2004	0.17	U	µg/L	0.17
39180	Trichloroethene	Pump	N	SW8260	11/17/2004	0.27	U	µg/L	0.27
34488	Trichlorofluoromethane	Pump	N	SW8260	11/17/2004	0.50	U	µg/L	0.50
77443	1,2,3-Trichloropropane	Pump	N	SW8260	11/17/2004	0.24	U	µg/L	0.24
77057	Vinyl acetate	Pump	N	SW8260	11/17/2004	0.46	U	µg/L	0.46
39175	Vinyl chloride	Pump	N	SW8260	11/17/2004	0.43	U	µg/L	0.43
34020	Xylenes, Total	Pump	N	SW8260	11/17/2004	0.32	U	µg/L	0.32

Data Qualifier Code Key:

- * Value exceeds Maximum Contaminant Level
- S Spike Recovery outside accepted recovery limits
- V Analyte detected in the associated Method Blank
- I Analyte detected below quantitation limits
- U Not Detected Above the MDL

Tomoka LF GW Nov 2004

PARAMETER MONITORING REPORT

Ground Water (Rule 62-520.400,.420, .460)

Surface Water (Rule 62-302.500, .510, .503)

Leachate (Rule 62-701.510)

LAB Submission Number: F04110016

Sample Number: F04110016-059

Facility WACS:	64-00027540	**Sample Date/Time:**	11/5/2004 2:04:00 PM
Well/Sampling Point WACS:	15639	**Report Period:**	Tomoka Nov 04
Well/Sampling Point Name:	FA1B	**Well Purged:**	YES
Classification of Groundwater:	G-II	**Well Type:**	Background
Ground Water Elevation: (NGVD):	20.56		

Storet Code	Parameter Monitored	Sampling Method	Filtered Y/N	Analysis Method	Analysis Date	Analysis Result	Q	Units	Detection Limits
	FIELD								
	Conductivity	Pump	N	FLD	11/5/2004	669		umhos/c	
	Depth To Water	Pump	N	FLD	11/5/2004	11.60			
	Dissolved Oxygen	Pump	N	FLD	11/5/2004	1.27		mg/L	
	pH	Pump	N	FLD	11/5/2004	6.54		S.U.	
	Reference Elevation	Pump	N	FLD	11/5/2004	32.16			
	Temperature	Pump	N	FLD	11/5/2004	23.0		deg C	
	Turbidity	Pump	N	FLD	11/5/2004	3.02		NTU	
	INORGANICS								
70300	Solids, Total Dissolved	Pump	N	E160.1	11/5/2004	320		mg/L	1.2
00940	Chloride	Pump	N	E300.0	11/7/2004	14		mg/L	0.036
00945	Sulfate	Pump	N	E300.0	11/7/2004	0.18	I	mg/L	0.051
00610	Nitrogen, Ammonia (As N)	Pump	N	E350.1	11/16/2004	0.52		mg/L	0.012
00620	Nitrogen, Nitrate	Pump	N	E353.2	11/5/2004	0.0042	U	mg/L	0.0042
	METALS								
01002	Arsenic	Pump	N	SW6010	11/10/2004	2.8	U	µg/L	2.8
01007	Barium	Pump	N	SW6010	11/10/2004	31		µg/L	0.23
01012	Beryllium	Pump	N	SW6010	11/10/2004	0.056	U	µg/L	0.056
01027	Cadmium	Pump	N	SW6010	11/10/2004	0.34	U	µg/L	0.34
01034	Chromium	Pump	N	SW6010	11/10/2004	0.60	U	µg/L	0.60
01037	Cobalt	Pump	N	SW6010	11/10/2004	5.2	I	µg/L	1.6
01042	Copper	Pump	N	SW6010	11/10/2004	0.47	U	µg/L	0.47
01045	Iron	Pump	N	SW6010	11/10/2004	1200	*V	µg/L	11
01051	Lead	Pump	N	SW6010	11/10/2004	2.2	U	µg/L	2.2
01067	Nickel	Pump	N	SW6010	11/10/2004	1.0	U	µg/L	1.0
01147	Selenium	Pump	N	SW6010	11/10/2004	3.1	U	µg/L	3.1
01077	Silver	Pump	N	SW6010	11/10/2004	0.93	U	µg/L	0.93
00929	Sodium	Pump	N	SW6010	11/10/2004	11000	V	µg/L	190
01087	Vanadium	Pump	N	SW6010	11/10/2004	0.73	U	µg/L	0.73
01092	Zinc	Pump	N	SW6010	11/10/2004	3.5	U	µg/L	3.5
	Antimony	Pump	N	SW6020	11/15/2004	0.40	U	µg/L	0.40

Data Qualifier Code Key:

- * Value exceeds Maximum Contaminant Level
- S Spike Recovery outside accepted recovery limits
- V Analyte detected in the associated Method Blank
- I Analyte detected below quantitation limits
- U Not Detected Above the MDL

Tomoka LF GW Nov 2004

PARAMETER MONITORING REPORT

Ground Water (Rule 62-520.400,.420, .460)

Surface Water (Rule 62-302.500, .510, .503)

Leachate (Rule 62-701.510)

LAB Submission Number: F04110016

Sample Number: F04110016-059

Facility WACS:	64-00027540	**Sample Date/Time:**	11/5/2004 2:04:00 PM
Well/Sampling Point WACS:	15639	**Report Period:**	Tomoka Nov 04
Well/Sampling Point Name:	FA1B	**Well Purged:**	YES
Classification of Groundwater:	G-II	**Well Type:**	Background
Ground Water Elevation: (NGVD):	20.56		

Storet Code	Parameter Monitored	Sampling Method	Filtered Y/N	Analysis Method	Analysis Date	Analysis Result	Q	Units	Detection Limits
	Thallium	Pump	N	SW6020	11/15/2004	0.12	U	µg/L	0.12
71900	Mercury	Pump	N	SW7470	11/11/2004	0.012	U	µg/L	0.012
	ORGANICS								
49146	1,2-Dibromo-3-chloropropane	Pump	N	SW8011	11/19/2004	0.0014	U	µg/L	0.0014
77651	Ethylene Dibromide	Pump	N	SW8011	11/19/2004	0.0030	U	µg/L	0.0030
81552	Acetone	Pump	N	SW8260	11/17/2004	3.7	U	µg/L	3.7
34215	Acrylonitrile	Pump	N	SW8260	11/17/2004	2.2	U	µg/L	2.2
34030	Benzene	Pump	N	SW8260	11/17/2004	0.23	U	µg/L	0.23
73085	Bromochloromethane	Pump	N	SW8260	11/17/2004	0.21	U	µg/L	0.21
32101	Bromodichloromethane	Pump	N	SW8260	11/17/2004	0.26	U	µg/L	0.26
32104	Bromoform	Pump	N	SW8260	11/17/2004	0.28	U	µg/L	0.28
34413	Bromomethane	Pump	N	SW8260	11/17/2004	0.60	U	µg/L	0.60
81595	2-Butanone	Pump	N	SW8260	11/17/2004	1.8	U	µg/L	1.8
77041	Carbon disulfide	Pump	N	SW8260	11/17/2004	0.49	U	µg/L	0.49
32102	Carbon tetrachloride	Pump	N	SW8260	11/17/2004	0.29	U	µg/L	0.29
34301	Chlorobenzene	Pump	N	SW8260	11/17/2004	0.15	U	µg/L	0.15
34311	Chloroethane	Pump	N	SW8260	11/17/2004	0.51	U	µg/L	0.51
32106	Chloroform	Pump	N	SW8260	11/17/2004	0.23	U	µg/L	0.23
34418	Chloromethane	Pump	N	SW8260	11/17/2004	0.50	U	µg/L	0.50
32105	Dibromochloromethane	Pump	N	SW8260	11/17/2004	0.19	U	µg/L	0.19
77596	Dibromomethane	Pump	N	SW8260	11/17/2004	0.30	U	µg/L	0.30
77268	trans-1,4-Dichloro-2-butene	Pump	N	SW8260	11/17/2004	0.64	U	µg/L	0.64
34536	1,2-Dichlorobenzene	Pump	N	SW8260	11/17/2004	0.19	U	µg/L	0.19
34571	1,4-Dichlorobenzene	Pump	N	SW8260	11/17/2004	0.19	U	µg/L	0.19
34496	1,1-Dichloroethane	Pump	N	SW8260	11/17/2004	0.26	U	µg/L	0.26
34531	1,2-Dichloroethane	Pump	N	SW8260	11/17/2004	0.19	U	µg/L	0.19
34501	1,1-Dichloroethene	Pump	N	SW8260	11/17/2004	0.40	U	µg/L	0.40
77093	cis-1,2-Dichloroethene	Pump	N	SW8260	11/17/2004	0.17	U	µg/L	0.17
34546	trans-1,2-Dichloroethene	Pump	N	SW8260	11/17/2004	0.17	U	µg/L	0.17
34541	1,2-Dichloropropane	Pump	N	SW8260	11/17/2004	0.33	U	µg/L	0.33
34704	cis-1,3-Dichloropropene	Pump	N	SW8260	11/17/2004	0.23	U	µg/L	0.23
34699	trans-1,3-Dichloropropene	Pump	N	SW8260	11/17/2004	0.25	U	µg/L	0.25

Data Qualifier Code Key:

- * Value exceeds Maximum Contaminant Level
- S Spike Recovery outside accepted recovery limits
- V Analyte detected in the associated Method Blank
- I Analyte detected below quantitation limits
- U Not Detected Above the MDL

Tomoka LF GW Nov 2004

PARAMETER MONITORING REPORT

Ground Water (Rule 62-520.400,.420, .460)

Surface Water (Rule 62-302.500, .510, .503)

Leachate (Rule 62-701.510)

LAB Submission Number: F04110016

Sample Number: F04110016-059

Facility WACS:	64-00027540	**Sample Date/Time:**	11/5/2004 2:04:00 PM
Well/Sampling Point WACS:	15639	**Report Period:**	Tomoka Nov 04
Well/Sampling Point Name:	FA1B	**Well Purged:**	YES
Classification of Groundwater:	G-II	**Well Type:**	Background
Ground Water Elevation: (NGVD):	20.56		

Storet Code	Parameter Monitored	Sampling Method	Filtered Y/N	Analysis Method	Analysis Date	Analysis Result	Q	Units	Detection Limits
34371	Ethylbenzene	Pump	N	SW8260	11/17/2004	0.20	U	µg/L	0.20
77103	2-Hexanone	Pump	N	SW8260	11/17/2004	0.28	U	µg/L	0.28
77424	Iodomethane	Pump	N	SW8260	11/17/2004	0.52	U	µg/L	0.52
81596	4-Methyl-2-pentanone	Pump	N	SW8260	11/17/2004	0.26	U	µg/L	0.26
34423	Methylene chloride	Pump	N	SW8260	11/17/2004	2.0	U	µg/L	2.0
77128	Styrene	Pump	N	SW8260	11/17/2004	0.12	U	µg/L	0.12
77562	1,1,1,2-Tetrachloroethane	Pump	N	SW8260	11/17/2004	0.24	U	µg/L	0.24
34516	1,1,2,2-Tetrachloroethane	Pump	N	SW8260	11/17/2004	0.44	U	µg/L	0.44
34475	Tetrachloroethene	Pump	N	SW8260	11/17/2004	0.17	U	µg/L	0.17
34010	Toluene	Pump	N	SW8260	11/17/2004	0.50	I	µg/L	0.35
34506	1,1,1-Trichloroethane	Pump	N	SW8260	11/17/2004	0.33	U	µg/L	0.33
34511	1,1,2-Trichloroethane	Pump	N	SW8260	11/17/2004	0.17	U	µg/L	0.17
39180	Trichloroethene	Pump	N	SW8260	11/17/2004	0.27	U	µg/L	0.27
34488	Trichlorofluoromethane	Pump	N	SW8260	11/17/2004	0.50	U	µg/L	0.50
77443	1,2,3-Trichloropropane	Pump	N	SW8260	11/17/2004	0.24	U	µg/L	0.24
77057	Vinyl acetate	Pump	N	SW8260	11/17/2004	0.46	U	µg/L	0.46
39175	Vinyl chloride	Pump	N	SW8260	11/17/2004	0.43	U	µg/L	0.43
34020	Xylenes, Total	Pump	N	SW8260	11/17/2004	0.32	U	µg/L	0.32

Data Qualifier Code Key:

- * Value exceeds Maximum Contaminant Level
- S Spike Recovery outside accepted recovery limits
- V Analyte detected in the associated Method Blank
- I Analyte detected below quantitation limits
- U Not Detected Above the MDL

Tomoka LF GW Nov 2004

PARAMETER MONITORING REPORT

Ground Water (Rule 62-520.400,.420, .460)

Surface Water (Rule 62-302.500, .510, .503)

Leachate (Rule 62-701.510)

LAB Submission Number: F04110016

Sample Number: F04110016-060

Facility WACS:	64-00027540	**Sample Date/Time:**	11/5/2004 2:48:00 PM
Well/Sampling Point WACS:		**Report Period:**	Tomoka Nov 04
Well/Sampling Point Name:	Trip Blank	**Well Purged:**	YES
Classification of Groundwater:		**Well Type:**	
Ground Water Elevation: (NGVD):			

Storet Code	Parameter Monitored	Sampling Method	Filtered Y/N	Analysis Method	Analysis Date	Analysis Result	Q	Units	Detection Limits
	ORGANICS								
81552	Acetone		N	SW8260	11/17/2004	3.7	U	µg/L	3.7
34215	Acrylonitrile		N	SW8260	11/17/2004	2.2	U	µg/L	2.2
34030	Benzene		N	SW8260	11/17/2004	0.23	U	µg/L	0.23
73085	Bromochloromethane		N	SW8260	11/17/2004	0.21	U	µg/L	0.21
32101	Bromodichloromethane		N	SW8260	11/17/2004	0.26	U	µg/L	0.26
32104	Bromoform		N	SW8260	11/17/2004	0.28	U	µg/L	0.28
34413	Bromomethane		N	SW8260	11/17/2004	0.60	U	µg/L	0.60
81595	2-Butanone		N	SW8260	11/17/2004	1.8	U	µg/L	1.8
77041	Carbon disulfide		N	SW8260	11/17/2004	0.49	U	µg/L	0.49
32102	Carbon tetrachloride		N	SW8260	11/17/2004	0.29	U	µg/L	0.29
34301	Chlorobenzene		N	SW8260	11/17/2004	0.15	U	µg/L	0.15
34311	Chloroethane		N	SW8260	11/17/2004	0.51	U	µg/L	0.51
32106	Chloroform		N	SW8260	11/17/2004	0.23	U	µg/L	0.23
34418	Chloromethane		N	SW8260	11/17/2004	0.50	U	µg/L	0.50
32105	Dibromochloromethane		N	SW8260	11/17/2004	0.19	U	µg/L	0.19
77596	Dibromomethane		N	SW8260	11/17/2004	0.30	U	µg/L	0.30
77268	trans-1,4-Dichloro-2-butene		N	SW8260	11/17/2004	0.64	U	µg/L	0.64
34536	1,2-Dichlorobenzene		N	SW8260	11/17/2004	0.19	U	µg/L	0.19
34571	1,4-Dichlorobenzene		N	SW8260	11/17/2004	0.19	U	µg/L	0.19
34496	1,1-Dichloroethane		N	SW8260	11/17/2004	0.26	U	µg/L	0.26
34531	1,2-Dichloroethane		N	SW8260	11/17/2004	0.19	U	µg/L	0.19
34501	1,1-Dichloroethene		N	SW8260	11/17/2004	0.40	U	µg/L	0.40
77093	cis-1,2-Dichloroethene		N	SW8260	11/17/2004	0.17	U	µg/L	0.17
34546	trans-1,2-Dichloroethene		N	SW8260	11/17/2004	0.17	U	µg/L	0.17
34541	1,2-Dichloropropane		N	SW8260	11/17/2004	0.33	U	µg/L	0.33
34704	cis-1,3-Dichloropropene		N	SW8260	11/17/2004	0.23	U	µg/L	0.23
34699	trans-1,3-Dichloropropene		N	SW8260	11/17/2004	0.25	U	µg/L	0.25
34371	Ethylbenzene		N	SW8260	11/17/2004	0.20	U	µg/L	0.20
77103	2-Hexanone		N	SW8260	11/17/2004	0.28	U	µg/L	0.28
77424	Iodomethane		N	SW8260	11/17/2004	0.52	U	µg/L	0.52
81596	4-Methyl-2-pentanone		N	SW8260	11/17/2004	0.26	U	µg/L	0.26

Data Qualifier Code Key:

- * Value exceeds Maximum Contaminant Level
- S Spike Recovery outside accepted recovery limits
- V Analyte detected in the associated Method Blank
- I Analyte detected below quantitation limits
- U Not Detected Above the MDL

Tomoka LF GW Nov 2004

PARAMETER MONITORING REPORT

Ground Water (Rule 62-520.400,.420, .460)

Surface Water (Rule 62-302.500, .510, .503)

Leachate (Rule 62-701.510)

LAB Submission Number: F04110016

Sample Number: F04110016-060

Facility WACS:	64-00027540	**Sample Date/Time:**	11/5/2004 2:48:00 PM
Well/Sampling Point WACS:		**Report Period:**	Tomoka Nov 04
Well/Sampling Point Name:	Trip Blank	**Well Purged:**	YES
Classification of Groundwater:		**Well Type:**	
Ground Water Elevation: (NGVD):			

Storet Code	Parameter Monitored	Sampling Method	Filtered Y/N	Analysis Method	Analysis Date	Analysis Result	Q	Units	Detection Limits
34423	Methylene chloride		N	SW8260	11/17/2004	2.0	U	µg/L	2.0
77128	Styrene		N	SW8260	11/17/2004	0.12	U	µg/L	0.12
77562	1,1,1,2-Tetrachloroethane		N	SW8260	11/17/2004	0.24	U	µg/L	0.24
34516	1,1,2,2-Tetrachloroethane		N	SW8260	11/17/2004	0.44	U	µg/L	0.44
34475	Tetrachloroethene		N	SW8260	11/17/2004	0.17	U	µg/L	0.17
34010	Toluene		N	SW8260	11/17/2004	0.35	U	µg/L	0.35
34506	1,1,1-Trichloroethane		N	SW8260	11/17/2004	0.33	U	µg/L	0.33
34511	1,1,2-Trichloroethane		N	SW8260	11/17/2004	0.17	U	µg/L	0.17
39180	Trichloroethene		N	SW8260	11/17/2004	0.27	U	µg/L	0.27
34488	Trichlorofluoromethane		N	SW8260	11/17/2004	0.50	U	µg/L	0.50
77443	1,2,3-Trichloropropane		N	SW8260	11/17/2004	0.24	U	µg/L	0.24
77057	Vinyl acetate		N	SW8260	11/17/2004	0.46	U	µg/L	0.46
39175	Vinyl chloride		N	SW8260	11/17/2004	0.43	U	µg/L	0.43
34020	Xylenes, Total		N	SW8260	11/17/2004	0.32	U	µg/L	0.32

Data Qualifier Code Key:

- * Value exceeds Maximum Contaminant Level
- S Spike Recovery outside accepted recovery limits
- V Analyte detected in the associated Method Blank
- I Analyte detected below quantitation limits
- U Not Detected Above the MDL

Tomoka LF GW Nov 2004

PARAMETER MONITORING REPORT

Ground Water (Rule 62-520.400,.420, .460)

Surface Water (Rule 62-302.500, .510, .503)

Leachate (Rule 62-701.510)

LAB Submission Number: F04110016

Sample Number: F04110016-061

Facility WACS:	64-00027540	**Sample Date/Time:**	11/8/2004 11:30:00 AM
Well/Sampling Point WACS:		**Report Period:**	Tomoka Nov 04
Well/Sampling Point Name:	Eq Blank	**Well Purged:**	YES
Classification of Groundwater:	0	**Well Type:**	
Ground Water Elevation: (NGVD):			

Storet Code	Parameter Monitored	Sampling Method	Filtered Y/N	Analysis Method	Analysis Date	Analysis Result	Q	Units	Detection Limits
	INORGANICS								
70300	Solids, Total Dissolved		N	E160.1	11/9/2004	1.2	U	mg/L	1.2
00530	Solids, Suspended (Residue, Non-		N	E160.2	11/11/2004	7.0		mg/L	0.77
82078	Turbidity		N	E180.1	11/9/2004	0.040	U	NTU	0.040
00620	Nitrogen, Nitrate		N	E300.0	11/9/2004	0.0091	U	mg/L	0.0091
00625	Nitrogen, Kjeldahl, Total		N	E351.2	11/12/2004	0.095	U	mg/L	0.095
00630	Nitrogen, Nitrate-Nitrite		N	E353.2	11/16/2004	0.0080	I	mg/L	0.0042
00665	Phosphorus, Total (as P)		N	E365.4	11/12/2004	0.0064	U	mg/L	0.0064
00310	Biochemical Oxygen Demand		N	E405.1	11/15/2004	2.0	U	mg/L	2.0
00340	Chemical Oxygen Demand		N	E410.4	11/15/2004	6.2	U	mg/L	6.2
00680	Organic Carbon, Total		N	E415.1	11/9/2004	0.080	U	mg/L	0.080
00612	Nitrogen, Ammonia (Unionized)		N	FL-DEP	11/23/2004	0.012	U	mg/L	0.012
32211	Chlorophyll a		N	SM1020	11/19/2004	1.0	U	mg/m³	1.0
00600	Nitrogen, Total		N	SM4500-	11/15/2004	0.095	U	mg/L	0.095
	METALS								
01097	Antimony		N	E200.7	11/10/2004	3.0	U	µg/L	3.0
01002	Arsenic		N	E200.7	11/10/2004	2.8	U	µg/L	2.8
01007	Barium		N	E200.7	11/10/2004	0.23	U	µg/L	0.23
01034	Chromium		N	E200.7	11/10/2004	0.60	U	µg/L	0.60
01037	Cobalt		N	E200.7	11/10/2004	1.6	U	µg/L	1.6
01045	Iron		N	E200.7	11/10/2004	11	U	µg/L	11
01067	Nickel		N	E200.7	11/10/2004	1.0	U	µg/L	1.0
01147	Selenium		N	E200.7	11/10/2004	3.1	U	µg/L	3.1
00929	Sodium		N	E200.7	11/10/2004	230	IV	µg/L	190
01059	Thallium		N	E200.7	11/10/2004	1.4	U	µg/L	1.4
01087	Vanadium		N	E200.7	11/10/2004	0.73	U	µg/L	0.73
01092	Zinc		N	E200.7	11/10/2004	3.5	U	µg/L	3.5
00900	Hardness, Total (as CaCO3)		N	E200.7	11/10/2004	610	IV	µg/L	130
	Beryllium		N	E200.8	11/13/2004	0.039	U	µg/L	0.039
	Cadmium		N	E200.8	11/13/2004	0.026	U	µg/L	0.026
	Copper		N	E200.8	11/13/2004	0.37	U	µg/L	0.37
	Lead		N	E200.8	11/13/2004	0.041	IV	µg/L	0.038

Data Qualifier Code Key:

- * Value exceeds Maximum Contaminant Level
- S Spike Recovery outside accepted recovery limits
- V Analyte detected in the associated Method Blank
- I Analyte detected below quantitation limits
- U Not Detected Above the MDL

Tomoka LF GW Nov 2004
PARAMETER MONITORING REPORT
Ground Water (Rule 62-520.400,.420, .460)
Surface Water (Rule 62-302.500, .510, .503)
Leachate (Rule 62-701.510)
LAB Submission Number: F04110016
Sample Number: F04110016-061

Facility WACS:	64-00027540	**Sample Date/Time:**	11/8/2004 11:30:00 AM
Well/Sampling Point WACS:		**Report Period:**	Tomoka Nov 04
Well/Sampling Point Name:	Eq Blank	**Well Purged:**	YES
Classification of Groundwater:	0	**Well Type:**	
Ground Water Elevation: (NGVD):			

Storet Code	Parameter Monitored	Sampling Method	Filtered Y/N	Analysis Method	Analysis Date	Analysis Result	Q	Units	Detection Limits
	Silver		N	E200.8	11/13/2004	0.018	U	µg/L	0.018
71900	Mercury		N	E245.1	11/11/2004	0.012	U	µg/L	0.012
	ORGANICS								
38760	1,2-Dibromo-3-chloropropane		N	E504.1	11/11/2004	0.0014	U	µg/L	0.0014
77651	1,2-Dibromoethane		N	E504.1	11/11/2004	0.0030	U	µg/L	0.0030
81552	Acetone		N	SW8260	11/17/2004	3.7	U	µg/L	3.7
34215	Acrylonitrile		N	SW8260	11/17/2004	2.2	U	µg/L	2.2
34030	Benzene		N	SW8260	11/17/2004	0.23	U	µg/L	0.23
73085	Bromochloromethane		N	SW8260	11/17/2004	0.21	U	µg/L	0.21
32101	Bromodichloromethane		N	SW8260	11/17/2004	0.26	U	µg/L	0.26
32104	Bromoform		N	SW8260	11/17/2004	0.28	U	µg/L	0.28
34413	Bromomethane		N	SW8260	11/17/2004	0.60	U	µg/L	0.60
81595	2-Butanone		N	SW8260	11/17/2004	1.8	U	µg/L	1.8
77041	Carbon disulfide		N	SW8260	11/17/2004	0.49	U	µg/L	0.49
32102	Carbon tetrachloride		N	SW8260	11/17/2004	0.29	U	µg/L	0.29
34301	Chlorobenzene		N	SW8260	11/17/2004	0.15	U	µg/L	0.15
34311	Chloroethane		N	SW8260	11/17/2004	0.51	U	µg/L	0.51
32106	Chloroform		N	SW8260	11/17/2004	0.23	U	µg/L	0.23
34418	Chloromethane		N	SW8260	11/17/2004	0.50	U	µg/L	0.50
32105	Dibromochloromethane		N	SW8260	11/17/2004	0.19	U	µg/L	0.19
77596	Dibromomethane		N	SW8260	11/17/2004	0.30	U	µg/L	0.30
77268	trans-1,4-Dichloro-2-butene		N	SW8260	11/17/2004	0.64	U	µg/L	0.64
34536	1,2-Dichlorobenzene		N	SW8260	11/17/2004	0.19	U	µg/L	0.19
34571	1,4-Dichlorobenzene		N	SW8260	11/17/2004	0.19	U	µg/L	0.19
34496	1,1-Dichloroethane		N	SW8260	11/17/2004	0.26	U	µg/L	0.26
34531	1,2-Dichloroethane		N	SW8260	11/17/2004	0.19	U	µg/L	0.19
34501	1,1-Dichloroethene		N	SW8260	11/17/2004	0.40	U	µg/L	0.40
77093	cis-1,2-Dichloroethene		N	SW8260	11/17/2004	0.17	U	µg/L	0.17
34546	trans-1,2-Dichloroethene		N	SW8260	11/17/2004	0.17	U	µg/L	0.17
34541	1,2-Dichloropropane		N	SW8260	11/17/2004	0.33	U	µg/L	0.33
34704	cis-1,3-Dichloropropene		N	SW8260	11/17/2004	0.23	U	µg/L	0.23
34699	trans-1,3-Dichloropropene		N	SW8260	11/17/2004	0.25	U	µg/L	0.25

Data Qualifier Code Key:

*	Value exceeds Maximum Contaminant Level	I	Analyte detected below quantitation limits
S	Spike Recovery outside accepted recovery limits	U	Not Detected Above the MDL
V	Analyte detected in the associated Method Blank		

Tomoka LF GW Nov 2004

PARAMETER MONITORING REPORT

Ground Water (Rule 62-520.400,.420, .460)

Surface Water (Rule 62-302.500, .510, .503)

Leachate (Rule 62-701.510)

LAB Submission Number: F04110016

Sample Number: F04110016-061

Facility WACS:	64-00027540	**Sample Date/Time:**	11/8/2004 11:30:00 AM
Well/Sampling Point WACS:		**Report Period:**	Tomoka Nov 04
Well/Sampling Point Name:	Eq Blank	**Well Purged:**	YES
Classification of Groundwater:	0	**Well Type:**	
Ground Water Elevation: (NGVD):			

Storet Code	Parameter Monitored	Sampling Method	Filtered Y/N	Analysis Method	Analysis Date	Analysis Result	Q	Units	Detection Limits
34371	Ethylbenzene		N	SW8260	11/17/2004	0.20	U	µg/L	0.20
77103	2-Hexanone		N	SW8260	11/17/2004	0.28	U	µg/L	0.28
77424	Iodomethane		N	SW8260	11/17/2004	0.52	U	µg/L	0.52
81596	4-Methyl-2-pentanone		N	SW8260	11/17/2004	0.26	U	µg/L	0.26
34423	Methylene chloride		N	SW8260	11/17/2004	2.0	U	µg/L	2.0
77128	Styrene		N	SW8260	11/17/2004	0.12	U	µg/L	0.12
77562	1,1,1,2-Tetrachloroethane		N	SW8260	11/17/2004	0.24	U	µg/L	0.24
34516	1,1,2,2-Tetrachloroethane		N	SW8260	11/17/2004	0.44	U	µg/L	0.44
34475	Tetrachloroethene		N	SW8260	11/17/2004	0.17	U	µg/L	0.17
34010	Toluene		N	SW8260	11/17/2004	0.35	U	µg/L	0.35
34506	1,1,1-Trichloroethane		N	SW8260	11/17/2004	0.33	U	µg/L	0.33
34511	1,1,2-Trichloroethane		N	SW8260	11/17/2004	0.17	U	µg/L	0.17
39180	Trichloroethene		N	SW8260	11/17/2004	0.27	U	µg/L	0.27
34488	Trichlorofluoromethane		N	SW8260	11/17/2004	0.50	U	µg/L	0.50
77443	1,2,3-Trichloropropane		N	SW8260	11/17/2004	0.24	U	µg/L	0.24
77057	Vinyl acetate		N	SW8260	11/17/2004	0.46	U	µg/L	0.46
39175	Vinyl chloride		N	SW8260	11/17/2004	0.43	U	µg/L	0.43
34020	Xylenes, Total		N	SW8260	11/17/2004	0.32	U	µg/L	0.32

Data Qualifier Code Key:

- * Value exceeds Maximum Contaminant Level
- S Spike Recovery outside accepted recovery limits
- V Analyte detected in the associated Method Blank
- I Analyte detected below quantitation limits
- U Not Detected Above the MDL

Tomoka LF GW Nov 2004

PARAMETER MONITORING REPORT

Ground Water (Rule 62-520.400,.420, .460)

Surface Water (Rule 62-302.500, .510, .503)

Leachate (Rule 62-701.510)

LAB Submission Number: F04110016

Sample Number: F04110016-062

Facility WACS:	64-00027540	**Sample Date/Time:**	11/8/2004 11:45:00 AM
Well/Sampling Point WACS:	15831	**Report Period:**	Tomoka Nov 04
Well/Sampling Point Name:	SW-2	**Well Purged:**	YES
Classification of Groundwater:	SW-IIIF	**Well Type:**	Compliance
Ground Water Elevation: (NGVD):			

Storet Code	Parameter Monitored	Sampling Method	Filtered Y/N	Analysis Method	Analysis Date	Analysis Result	Q	Units	Detection Limits
	FIELD								
	Conductivity		N	FLD	11/8/2004	3260		umhos/c	
	Dissolved Oxygen		N	FLD	11/8/2004	9.3		mg/L	
	pH		N	FLD	11/8/2004	6.70		S.U.	
	Temperature		N	FLD	11/8/2004	22.9		deg C	
	INORGANICS								
70300	Solids, Total Dissolved		N	E160.1	11/9/2004	210		mg/L	1.2
00530	Solids, Suspended (Residue, Non-		N	E160.2	11/11/2004	2.8	I	mg/L	0.77
82078	Turbidity		N	E180.1	11/9/2004	0.99		NTU	0.040
00620	Nitrogen, Nitrate		N	E300.0	11/9/2004	0.032	I	mg/L	0.0091
00625	Nitrogen, Kjeldahl, Total		N	E351.2	11/12/2004	0.95		mg/L	0.095
00630	Nitrogen, Nitrate-Nitrite		N	E353.2	11/16/2004	0.040	I	mg/L	0.0042
00665	Phosphorus, Total (as P)		N	E365.4	11/12/2004	0.050	IV	mg/L	0.0064
00310	Biochemical Oxygen Demand		N	E405.1	11/15/2004	3.0	U	mg/L	3.0
00340	Chemical Oxygen Demand		N	E410.4	11/15/2004	31		mg/L	6.2
00680	Organic Carbon, Total		N	E415.1	11/9/2004	9.7		mg/L	0.080
00612	Nitrogen, Ammonia (Unionized)		N	FL-DEP	11/23/2004	0.012	U	mg/L	0.012
32211	Chlorophyll a		N	SM1020	11/19/2004	3.9		mg/m³	1.0
00600	Nitrogen, Total		N	SM4500-	11/15/2004	0.99		mg/L	0.095
	METALS								
01097	Antimony		N	E200.7	11/10/2004	3.0	U	µg/L	3.0
01002	Arsenic		N	E200.7	11/10/2004	2.8	U	µg/L	2.8
01007	Barium		N	E200.7	11/10/2004	24		µg/L	0.23
01034	Chromium		N	E200.7	11/10/2004	0.68	I	µg/L	0.60
01037	Cobalt		N	E200.7	11/10/2004	3.1	I	µg/L	1.6
01045	Iron		N	E200.7	11/10/2004	610		µg/L	11
01067	Nickel		N	E200.7	11/10/2004	1.9	I	µg/L	1.0
01147	Selenium		N	E200.7	11/10/2004	3.1	U	µg/L	3.1
00929	Sodium		N	E200.7	11/10/2004	17000	V	µg/L	190
01059	Thallium		N	E200.7	11/10/2004	3.8	I	µg/L	1.4
01087	Vanadium		N	E200.7	11/10/2004	2.0	I	µg/L	0.73

Data Qualifier Code Key:

- * Value exceeds Maximum Contaminant Level
- S Spike Recovery outside accepted recovery limits
- V Analyte detected in the associated Method Blank
- I Analyte detected below quantitation limits
- U Not Detected Above the MDL

Tomoka LF GW Nov 2004

PARAMETER MONITORING REPORT

Ground Water (Rule 62-520.400,.420, .460)

Surface Water (Rule 62-302.500, .510, .503)

Leachate (Rule 62-701.510)

LAB Submission Number: F04110016

Sample Number: F04110016-062

Facility WACS:	64-00027540	**Sample Date/Time:**	11/8/2004 11:45:00 AM
Well/Sampling Point WACS:	15831	**Report Period:**	Tomoka Nov 04
Well/Sampling Point Name:	SW-2	**Well Purged:**	YES
Classification of Groundwater:	SW-IIIF	**Well Type:**	Compliance
Ground Water Elevation: (NGVD):			

Storet Code	Parameter Monitored	Sampling Method	Filtered Y/N	Analysis Method	Analysis Date	Analysis Result	Q	Units	Detection Limits
01092	Zinc		N	E200.7	11/10/2004	3.5	U	µg/L	3.5
00900	Hardness, Total (as CaCO3)		N	E200.7	11/10/2004	130000	V	µg/L	130
	Beryllium		N	E200.8	11/13/2004	0.039	U	µg/L	0.039
	Cadmium		N	E200.8	11/13/2004	0.026	U	µg/L	0.026
	Copper		N	E200.8	11/13/2004	0.37	U	µg/L	0.37
	Lead		N	E200.8	11/13/2004	0.10	IV	µg/L	0.038
	Silver		N	E200.8	11/13/2004	0.018	U	µg/L	0.018
71900	Mercury		N	E245.1	11/11/2004	0.012	U	µg/L	0.012
	ORGANICS								
38760	1,2-Dibromo-3-chloropropane		N	E504.1	11/11/2004	0.0014	U	µg/L	0.0014
77651	1,2-Dibromoethane		N	E504.1	11/11/2004	0.0030	U	µg/L	0.0030
81552	Acetone		N	SW8260	11/17/2004	3.7	U	µg/L	3.7
34215	Acrylonitrile		N	SW8260	11/17/2004	2.2	U	µg/L	2.2
34030	Benzene		N	SW8260	11/17/2004	0.23	U	µg/L	0.23
73085	Bromochloromethane		N	SW8260	11/17/2004	0.21	U	µg/L	0.21
32101	Bromodichloromethane		N	SW8260	11/17/2004	0.26	U	µg/L	0.26
32104	Bromoform		N	SW8260	11/17/2004	0.28	U	µg/L	0.28
34413	Bromomethane		N	SW8260	11/17/2004	0.60	U	µg/L	0.60
81595	2-Butanone		N	SW8260	11/17/2004	1.8	U	µg/L	1.8
77041	Carbon disulfide		N	SW8260	11/17/2004	0.49	U	µg/L	0.49
32102	Carbon tetrachloride		N	SW8260	11/17/2004	0.29	U	µg/L	0.29
34301	Chlorobenzene		N	SW8260	11/17/2004	0.15	U	µg/L	0.15
34311	Chloroethane		N	SW8260	11/17/2004	0.51	U	µg/L	0.51
32106	Chloroform		N	SW8260	11/17/2004	0.23	U	µg/L	0.23
34418	Chloromethane		N	SW8260	11/17/2004	0.50	U	µg/L	0.50
32105	Dibromochloromethane		N	SW8260	11/17/2004	0.19	U	µg/L	0.19
77596	Dibromomethane		N	SW8260	11/17/2004	0.30	U	µg/L	0.30
77268	trans-1,4-Dichloro-2-butene		N	SW8260	11/17/2004	0.64	U	µg/L	0.64
34536	1,2-Dichlorobenzene		N	SW8260	11/17/2004	0.19	U	µg/L	0.19
34571	1,4-Dichlorobenzene		N	SW8260	11/17/2004	0.19	U	µg/L	0.19
34496	1,1-Dichloroethane		N	SW8260	11/17/2004	0.26	U	µg/L	0.26
34531	1,2-Dichloroethane		N	SW8260	11/17/2004	0.19	U	µg/L	0.19

Data Qualifier Code Key:

- * Value exceeds Maximum Contaminant Level
- S Spike Recovery outside accepted recovery limits
- V Analyte detected in the associated Method Blank
- I Analyte detected below quantitation limits
- U Not Detected Above the MDL

Tomoka LF GW Nov 2004

PARAMETER MONITORING REPORT

Ground Water (Rule 62-520.400,.420, .460)

Surface Water (Rule 62-302.500, .510, .503)

Leachate (Rule 62-701.510)

LAB Submission Number: F04110016

Sample Number: F04110016-062

Facility WACS:	64-00027540	**Sample Date/Time:**	11/8/2004 11:45:00 AM
Well/Sampling Point WACS:	15831	**Report Period:**	Tomoka Nov 04
Well/Sampling Point Name:	SW-2	**Well Purged:**	YES
Classification of Groundwater:	SW-IIIF	**Well Type:**	Compliance
Ground Water Elevation: (NGVD):			

Storet Code	Parameter Monitored	Sampling Method	Filtered Y/N	Analysis Method	Analysis Date	Analysis Result	Q	Units	Detection Limits
34501	1,1-Dichloroethene		N	SW8260	11/17/2004	0.40	U	µg/L	0.40
77093	cis-1,2-Dichloroethene		N	SW8260	11/17/2004	0.17	U	µg/L	0.17
34546	trans-1,2-Dichloroethene		N	SW8260	11/17/2004	0.17	U	µg/L	0.17
34541	1,2-Dichloropropane		N	SW8260	11/17/2004	0.33	U	µg/L	0.33
34704	cis-1,3-Dichloropropene		N	SW8260	11/17/2004	0.23	U	µg/L	0.23
34699	trans-1,3-Dichloropropene		N	SW8260	11/17/2004	0.25	U	µg/L	0.25
34371	Ethylbenzene		N	SW8260	11/17/2004	0.20	U	µg/L	0.20
77103	2-Hexanone		N	SW8260	11/17/2004	0.28	U	µg/L	0.28
77424	Iodomethane		N	SW8260	11/17/2004	0.52	U	µg/L	0.52
81596	4-Methyl-2-pentanone		N	SW8260	11/17/2004	0.26	U	µg/L	0.26
34423	Methylene chloride		N	SW8260	11/17/2004	2.0	U	µg/L	2.0
77128	Styrene		N	SW8260	11/17/2004	0.12	U	µg/L	0.12
77562	1,1,1,2-Tetrachloroethane		N	SW8260	11/17/2004	0.24	U	µg/L	0.24
34516	1,1,2,2-Tetrachloroethane		N	SW8260	11/17/2004	0.44	U	µg/L	0.44
34475	Tetrachloroethene		N	SW8260	11/17/2004	0.17	U	µg/L	0.17
34010	Toluene		N	SW8260	11/17/2004	0.35	U	µg/L	0.35
34506	1,1,1-Trichloroethane		N	SW8260	11/17/2004	0.33	U	µg/L	0.33
34511	1,1,2-Trichloroethane		N	SW8260	11/17/2004	0.17	U	µg/L	0.17
39180	Trichloroethene		N	SW8260	11/17/2004	0.27	U	µg/L	0.27
34488	Trichlorofluoromethane		N	SW8260	11/17/2004	0.50	U	µg/L	0.50
77443	1,2,3-Trichloropropane		N	SW8260	11/17/2004	0.24	U	µg/L	0.24
77057	Vinyl acetate		N	SW8260	11/17/2004	0.46	U	µg/L	0.46
39175	Vinyl chloride		N	SW8260	11/17/2004	0.43	U	µg/L	0.43
34020	Xylenes, Total		N	SW8260	11/17/2004	0.32	U	µg/L	0.32

Data Qualifier Code Key:

*	Value exceeds Maximum Contaminant Level	I	Analyte detected below quantitation limits
S	Spike Recovery outside accepted recovery limits	U	Not Detected Above the MDL
V	Analyte detected in the associated Method Blank		

Tomoka LF GW Nov 2004

PARAMETER MONITORING REPORT

Ground Water (Rule 62-520.400,.420, .460)

Surface Water (Rule 62-302.500, .510, .503)

Leachate (Rule 62-701.510)

LAB Submission Number: F04110016

Sample Number: F04110016-063

Facility WACS:	64-00027540	**Sample Date/Time:**	11/8/2004 11:45:00 AM
Well/Sampling Point WACS:	15831	**Report Period:**	Tomoka Nov 04
Well/Sampling Point Name:	SW-2 DUP	**Well Purged:**	YES
Classification of Groundwater:	SW-IIIF	**Well Type:**	Compliance
Ground Water Elevation: (NGVD):			

Storet Code	Parameter Monitored	Sampling Method	Filtered Y/N	Analysis Method	Analysis Date	Analysis Result	Q	Units	Detection Limits
	FIELD								
	Conductivity		N	FLD	11/8/2004	3260		umhos/c	
	Dissolved Oxygen		N	FLD	11/8/2004	9.3		mg/L	
	pH		N	FLD	11/8/2004	6.70		S.U.	
	Temperature		N	FLD	11/8/2004	22.9		deg C	
	INORGANICS								
70300	Solids, Total Dissolved		N	E160.1	11/9/2004	200		mg/L	1.2
00530	Solids, Suspended (Residue, Non-		N	E160.2	11/11/2004	3.9	I	mg/L	0.77
82078	Turbidity		N	E180.1	11/9/2004	1.0		NTU	0.040
00620	Nitrogen, Nitrate		N	E300.0	11/9/2004	0.033	I	mg/L	0.0091
00625	Nitrogen, Kjeldahl, Total		N	E351.2	11/12/2004	0.98		mg/L	0.095
00630	Nitrogen, Nitrate-Nitrite		N	E353.2	11/16/2004	0.042	I	mg/L	0.0042
00665	Phosphorus, Total (as P)		N	E365.4	11/12/2004	0.050	IV	mg/L	0.0064
00310	Biochemical Oxygen Demand		N	E405.1	11/15/2004	6.0	U	mg/L	6.0
00340	Chemical Oxygen Demand		N	E410.4	11/15/2004	33		mg/L	6.2
00680	Organic Carbon, Total		N	E415.1	11/9/2004	18		mg/L	0.080
00612	Nitrogen, Ammonia (Unionized)		N	FL-DEP	11/23/2004	0.012	U	mg/L	0.012
32211	Chlorophyll a		N	SM1020	11/19/2004	3.2		mg/m^3	1.0
00600	Nitrogen, Total		N	SM4500-	11/15/2004	1.0		mg/L	0.095
	METALS								
01097	Antimony		N	E200.7	11/10/2004	3.0	U	µg/L	3.0
01002	Arsenic		N	E200.7	11/10/2004	2.8	U	µg/L	2.8
01007	Barium		N	E200.7	11/10/2004	25		µg/L	0.23
01034	Chromium		N	E200.7	11/10/2004	0.60	U	µg/L	0.60
01037	Cobalt		N	E200.7	11/10/2004	3.2	I	µg/L	1.6
01045	Iron		N	E200.7	11/10/2004	630		µg/L	11
01067	Nickel		N	E200.7	11/10/2004	1.5	I	µg/L	1.0
01147	Selenium		N	E200.7	11/10/2004	3.1	U	µg/L	3.1
00929	Sodium		N	E200.7	11/10/2004	18000	V	µg/L	190
01059	Thallium		N	E200.7	11/10/2004	1.4	U	µg/L	1.4
01087	Vanadium		N	E200.7	11/10/2004	1.9	I	µg/L	0.73

Data Qualifier Code Key:

- * Value exceeds Maximum Contaminant Level
- S Spike Recovery outside accepted recovery limits
- V Analyte detected in the associated Method Blank
- I Analyte detected below quantitation limits
- U Not Detected Above the MDL

Tomoka LF GW Nov 2004

PARAMETER MONITORING REPORT

Ground Water (Rule 62-520.400,.420, .460)

Surface Water (Rule 62-302.500, .510, .503)

Leachate (Rule 62-701.510)

LAB Submission Number: F04110016

Sample Number: F04110016-063

Facility WACS:	64-00027540	**Sample Date/Time:**	11/8/2004 11:45:00 AM
Well/Sampling Point WACS:	15831	**Report Period:**	Tomoka Nov 04
Well/Sampling Point Name:	SW-2 DUP	**Well Purged:**	YES
Classification of Groundwater:	SW-IIIF	**Well Type:**	Compliance
Ground Water Elevation: (NGVD):			

Storet Code	Parameter Monitored	Sampling Method	Filtered Y/N	Analysis Method	Analysis Date	Analysis Result	Q	Units	Detection Limits
01092	Zinc		N	E200.7	11/10/2004	3.5	U	µg/L	3.5
00900	Hardness, Total (as CaCO3)		N	E200.7	11/10/2004	130000	V	µg/L	130
	Beryllium		N	E200.8	11/13/2004	0.039	U	µg/L	0.039
	Cadmium		N	E200.8	11/13/2004	0.026	U	µg/L	0.026
	Copper		N	E200.8	11/13/2004	0.37	U	µg/L	0.37
	Lead		N	E200.8	11/13/2004	0.096	IV	µg/L	0.038
	Silver		N	E200.8	11/13/2004	0.018	U	µg/L	0.018
71900	Mercury		N	E245.1	11/11/2004	0.015	IV	µg/L	0.012
	ORGANICS								
38760	1,2-Dibromo-3-chloropropane		N	E504.1	11/11/2004	0.0014	U	µg/L	0.0014
77651	1,2-Dibromoethane		N	E504.1	11/11/2004	0.0030	U	µg/L	0.0030
81552	Acetone		N	SW8260	11/18/2004	3.7	U	µg/L	3.7
34215	Acrylonitrile		N	SW8260	11/18/2004	2.2	U	µg/L	2.2
34030	Benzene		N	SW8260	11/18/2004	0.23	U	µg/L	0.23
73085	Bromochloromethane		N	SW8260	11/18/2004	0.21	U	µg/L	0.21
32101	Bromodichloromethane		N	SW8260	11/18/2004	0.26	U	µg/L	0.26
32104	Bromoform		N	SW8260	11/18/2004	0.28	U	µg/L	0.28
34413	Bromomethane		N	SW8260	11/18/2004	0.60	U	µg/L	0.60
81595	2-Butanone		N	SW8260	11/18/2004	1.8	U	µg/L	1.8
77041	Carbon disulfide		N	SW8260	11/18/2004	0.49	U	µg/L	0.49
32102	Carbon tetrachloride		N	SW8260	11/18/2004	0.29	U	µg/L	0.29
34301	Chlorobenzene		N	SW8260	11/18/2004	0.15	U	µg/L	0.15
34311	Chloroethane		N	SW8260	11/18/2004	0.51	U	µg/L	0.51
32106	Chloroform		N	SW8260	11/18/2004	0.23	U	µg/L	0.23
34418	Chloromethane		N	SW8260	11/18/2004	0.50	U	µg/L	0.50
32105	Dibromochloromethane		N	SW8260	11/18/2004	0.19	U	µg/L	0.19
77596	Dibromomethane		N	SW8260	11/18/2004	0.30	U	µg/L	0.30
77268	trans-1,4-Dichloro-2-butene		N	SW8260	11/18/2004	0.64	U	µg/L	0.64
34536	1,2-Dichlorobenzene		N	SW8260	11/18/2004	0.19	U	µg/L	0.19
34571	1,4-Dichlorobenzene		N	SW8260	11/18/2004	0.19	U	µg/L	0.19
34496	1,1-Dichloroethane		N	SW8260	11/18/2004	0.26	U	µg/L	0.26
34531	1,2-Dichloroethane		N	SW8260	11/18/2004	0.19	U	µg/L	0.19

Data Qualifier Code Key:

- * Value exceeds Maximum Contaminant Level
- S Spike Recovery outside accepted recovery limits
- V Analyte detected in the associated Method Blank
- I Analyte detected below quantitation limits
- U Not Detected Above the MDL

Tomoka LF GW Nov 2004

PARAMETER MONITORING REPORT

Ground Water (Rule 62-520.400,.420, .460)

Surface Water (Rule 62-302.500, .510, .503)

Leachate (Rule 62-701.510)

LAB Submission Number: F04110016

Sample Number: F04110016-063

Facility WACS:	64-00027540	**Sample Date/Time:**	11/8/2004 11:45:00 AM
Well/Sampling Point WACS:	15831	**Report Period:**	Tomoka Nov 04
Well/Sampling Point Name:	SW-2 DUP	**Well Purged:**	YES
Classification of Groundwater:	SW-IIIF	**Well Type:**	Compliance
Ground Water Elevation: (NGVD):			

Storet Code	Parameter Monitored	Sampling Method	Filtered Y/N	Analysis Method	Analysis Date	Analysis Result	Q	Units	Detection Limits
34501	1,1-Dichloroethene		N	SW8260	11/18/2004	0.40	U	µg/L	0.40
77093	cis-1,2-Dichloroethene		N	SW8260	11/18/2004	0.17	U	µg/L	0.17
34546	trans-1,2-Dichloroethene		N	SW8260	11/18/2004	0.17	U	µg/L	0.17
34541	1,2-Dichloropropane		N	SW8260	11/18/2004	0.33	U	µg/L	0.33
34704	cis-1,3-Dichloropropene		N	SW8260	11/18/2004	0.23	U	µg/L	0.23
34699	trans-1,3-Dichloropropene		N	SW8260	11/18/2004	0.25	U	µg/L	0.25
34371	Ethylbenzene		N	SW8260	11/18/2004	0.20	U	µg/L	0.20
77103	2-Hexanone		N	SW8260	11/18/2004	0.28	U	µg/L	0.28
77424	Iodomethane		N	SW8260	11/18/2004	0.52	U	µg/L	0.52
81596	4-Methyl-2-pentanone		N	SW8260	11/18/2004	0.26	U	µg/L	0.26
34423	Methylene chloride		N	SW8260	11/18/2004	2.0	U	µg/L	2.0
77128	Styrene		N	SW8260	11/18/2004	0.12	U	µg/L	0.12
77562	1,1,1,2-Tetrachloroethane		N	SW8260	11/18/2004	0.24	U	µg/L	0.24
34516	1,1,2,2-Tetrachloroethane		N	SW8260	11/18/2004	0.44	U	µg/L	0.44
34475	Tetrachloroethene		N	SW8260	11/18/2004	0.17	U	µg/L	0.17
34010	Toluene		N	SW8260	11/18/2004	0.35	U	µg/L	0.35
34506	1,1,1-Trichloroethane		N	SW8260	11/18/2004	0.33	U	µg/L	0.33
34511	1,1,2-Trichloroethane		N	SW8260	11/18/2004	0.17	U	µg/L	0.17
39180	Trichloroethene		N	SW8260	11/18/2004	0.27	U	µg/L	0.27
34488	Trichlorofluoromethane		N	SW8260	11/18/2004	0.50	U	µg/L	0.50
77443	1,2,3-Trichloropropane		N	SW8260	11/18/2004	0.24	U	µg/L	0.24
77057	Vinyl acetate		N	SW8260	11/18/2004	0.46	U	µg/L	0.46
39175	Vinyl chloride		N	SW8260	11/18/2004	0.43	U	µg/L	0.43
34020	Xylenes, Total		N	SW8260	11/18/2004	0.32	U	µg/L	0.32

Data Qualifier Code Key:

- * Value exceeds Maximum Contaminant Level
- S Spike Recovery outside accepted recovery limits
- V Analyte detected in the associated Method Blank
- I Analyte detected below quantitation limits
- U Not Detected Above the MDL

Tomoka LF GW Nov 2004

PARAMETER MONITORING REPORT

Ground Water (Rule 62-520.400,.420, .460)

Surface Water (Rule 62-302.500, .510, .503)

Leachate (Rule 62-701.510)

LAB Submission Number: F04110016

Sample Number: F04110016-064

Facility WACS:	64-00027540	**Sample Date/Time:**	11/8/2004 12:45:00 PM
Well/Sampling Point WACS:	15833	**Report Period:**	Tomoka Nov 04
Well/Sampling Point Name:	SW-4	**Well Purged:**	YES
Classification of Groundwater:	SW-IIIF	**Well Type:**	Compliance
Ground Water Elevation: (NGVD):			

Storet Code	Parameter Monitored	Sampling Method	Filtered Y/N	Analysis Method	Analysis Date	Analysis Result	Q	Units	Detection Limits
	FIELD								
	Conductivity		N	FLD	11/8/2004	286		umhos/c	
	Dissolved Oxygen		N	FLD	11/8/2004	10.26		mg/L	
	pH		N	FLD	11/8/2004	7.12		S.U.	
	Temperature		N	FLD	11/8/2004	20.9		deg C	
	INORGANICS								
70300	Solids, Total Dissolved		N	E160.1	11/9/2004	200		mg/L	1.2
00530	Solids, Suspended (Residue, Non-		N	E160.2	11/11/2004	5.5		mg/L	0.77
82078	Turbidity		N	E180.1	11/9/2004	0.77		NTU	0.040
00620	Nitrogen, Nitrate		N	E300.0	11/9/2004	0.0091	U	mg/L	0.0091
00625	Nitrogen, Kjeldahl, Total		N	E351.2	11/12/2004	0.96		mg/L	0.095
00630	Nitrogen, Nitrate-Nitrite		N	E353.2	11/16/2004	0.027	I	mg/L	0.0042
00665	Phosphorus, Total (as P)		N	E365.4	11/12/2004	0.050	IV	mg/L	0.0064
00310	Biochemical Oxygen Demand		N	E405.1	11/15/2004	3.0	U	mg/L	3.0
00340	Chemical Oxygen Demand		N	E410.4	11/15/2004	36		mg/L	6.2
00680	Organic Carbon, Total		N	E415.1	11/9/2004	18		mg/L	0.080
00612	Nitrogen, Ammonia (Unionized)		N	FL-DEP	11/23/2004	0.012	U	mg/L	0.012
32211	Chlorophyll a		N	SM1020	11/19/2004	4.9		mg/m³	1.0
00600	Nitrogen, Total		N	SM4500-	11/15/2004	0.99		mg/L	0.095
	METALS								
01097	Antimony		N	E200.7	11/10/2004	3.0	U	µg/L	3.0
01002	Arsenic		N	E200.7	11/10/2004	2.8	U	µg/L	2.8
01007	Barium		N	E200.7	11/10/2004	24		µg/L	0.23
01034	Chromium		N	E200.7	11/10/2004	0.60	U	µg/L	0.60
01037	Cobalt		N	E200.7	11/10/2004	2.3	I	µg/L	1.6
01045	Iron		N	E200.7	11/10/2004	490		µg/L	11
01067	Nickel		N	E200.7	11/10/2004	1.0	U	µg/L	1.0
01147	Selenium		N	E200.7	11/10/2004	3.1	U	µg/L	3.1
00929	Sodium		N	E200.7	11/10/2004	17000	V	µg/L	190
01059	Thallium		N	E200.7	11/10/2004	1.4	U	µg/L	1.4
01087	Vanadium		N	E200.7	11/10/2004	1.2	I	µg/L	0.73

Data Qualifier Code Key:

- * Value exceeds Maximum Contaminant Level
- S Spike Recovery outside accepted recovery limits
- V Analyte detected in the associated Method Blank
- I Analyte detected below quantitation limits
- U Not Detected Above the MDL

Tomoka LF GW Nov 2004

PARAMETER MONITORING REPORT

Ground Water (Rule 62-520.400,.420, .460)

Surface Water (Rule 62-302.500, .510, .503)

Leachate (Rule 62-701.510)

LAB Submission Number: F04110016

Sample Number: F04110016-064

Facility WACS:	64-00027540	**Sample Date/Time:**	11/8/2004 12:45:00 PM
Well/Sampling Point WACS:	15833	**Report Period:**	Tomoka Nov 04
Well/Sampling Point Name:	SW-4	**Well Purged:**	YES
Classification of Groundwater:	SW-IIIF	**Well Type:**	Compliance
Ground Water Elevation: (NGVD):			

Storet Code	Parameter Monitored	Sampling Method	Filtered Y/N	Analysis Method	Analysis Date	Analysis Result	Q	Units	Detection Limits
01092	Zinc		N	E200.7	11/10/2004	7.0	I	µg/L	3.5
00900	Hardness, Total (as CaCO3)		N	E200.7	11/10/2004	130000	V	µg/L	130
	Beryllium		N	E200.8	11/13/2004	0.039	U	µg/L	0.039
	Cadmium		N	E200.8	11/13/2004	0.026	U	µg/L	0.026
	Copper		N	E200.8	11/13/2004	0.46	I	µg/L	0.37
	Lead		N	E200.8	11/13/2004	0.080	IV	µg/L	0.038
	Silver		N	E200.8	11/13/2004	0.018	U	µg/L	0.018
71900	Mercury		N	E245.1	11/11/2004	0.012	U	µg/L	0.012
	ORGANICS								
38760	1,2-Dibromo-3-chloropropane		N	E504.1	11/11/2004	0.0014	U	µg/L	0.0014
77651	1,2-Dibromoethane		N	E504.1	11/11/2004	0.0030	U	µg/L	0.0030
81552	Acetone		N	SW8260	11/18/2004	3.7	U	µg/L	3.7
34215	Acrylonitrile		N	SW8260	11/18/2004	2.2	U	µg/L	2.2
34030	Benzene		N	SW8260	11/18/2004	0.23	U	µg/L	0.23
73085	Bromochloromethane		N	SW8260	11/18/2004	0.21	U	µg/L	0.21
32101	Bromodichloromethane		N	SW8260	11/18/2004	0.26	U	µg/L	0.26
32104	Bromoform		N	SW8260	11/18/2004	0.28	U	µg/L	0.28
34413	Bromomethane		N	SW8260	11/18/2004	0.60	U	µg/L	0.60
81595	2-Butanone		N	SW8260	11/18/2004	1.8	U	µg/L	1.8
77041	Carbon disulfide		N	SW8260	11/18/2004	0.49	U	µg/L	0.49
32102	Carbon tetrachloride		N	SW8260	11/18/2004	0.29	U	µg/L	0.29
34301	Chlorobenzene		N	SW8260	11/18/2004	0.15	U	µg/L	0.15
34311	Chloroethane		N	SW8260	11/18/2004	0.51	U	µg/L	0.51
32106	Chloroform		N	SW8260	11/18/2004	0.23	U	µg/L	0.23
34418	Chloromethane		N	SW8260	11/18/2004	0.50	U	µg/L	0.50
32105	Dibromochloromethane		N	SW8260	11/18/2004	0.19	U	µg/L	0.19
77596	Dibromomethane		N	SW8260	11/18/2004	0.30	U	µg/L	0.30
77268	trans-1,4-Dichloro-2-butene		N	SW8260	11/18/2004	0.64	U	µg/L	0.64
34536	1,2-Dichlorobenzene		N	SW8260	11/18/2004	0.19	U	µg/L	0.19
34571	1,4-Dichlorobenzene		N	SW8260	11/18/2004	0.19	U	µg/L	0.19
34496	1,1-Dichloroethane		N	SW8260	11/18/2004	0.26	U	µg/L	0.26
34531	1,2-Dichloroethane		N	SW8260	11/18/2004	0.19	U	µg/L	0.19

Data Qualifier Code Key:

- * Value exceeds Maximum Contaminant Level
- S Spike Recovery outside accepted recovery limits
- V Analyte detected in the associated Method Blank
- I Analyte detected below quantitation limits
- U Not Detected Above the MDL

Tomoka LF GW Nov 2004

PARAMETER MONITORING REPORT

Ground Water (Rule 62-520.400,.420, .460)

Surface Water (Rule 62-302.500, .510, .503)

Leachate (Rule 62-701.510)

LAB Submission Number: F04110016

Sample Number: F04110016-064

Facility WACS:	64-00027540	**Sample Date/Time:**	11/8/2004 12:45:00 PM
Well/Sampling Point WACS:	15833	**Report Period:**	Tomoka Nov 04
Well/Sampling Point Name:	SW-4	**Well Purged:**	YES
Classification of Groundwater:	SW-IIIF	**Well Type:**	Compliance
Ground Water Elevation: (NGVD):			

Storet Code	Parameter Monitored	Sampling Method	Filtered Y/N	Analysis Method	Analysis Date	Analysis Result	Q	Units	Detection Limits
34501	1,1-Dichloroethene		N	SW8260	11/18/2004	0.40	U	µg/L	0.40
77093	cis-1,2-Dichloroethene		N	SW8260	11/18/2004	0.17	U	µg/L	0.17
34546	trans-1,2-Dichloroethene		N	SW8260	11/18/2004	0.17	U	µg/L	0.17
34541	1,2-Dichloropropane		N	SW8260	11/18/2004	0.33	U	µg/L	0.33
34704	cis-1,3-Dichloropropene		N	SW8260	11/18/2004	0.23	U	µg/L	0.23
34699	trans-1,3-Dichloropropene		N	SW8260	11/18/2004	0.25	U	µg/L	0.25
34371	Ethylbenzene		N	SW8260	11/18/2004	0.20	U	µg/L	0.20
77103	2-Hexanone		N	SW8260	11/18/2004	0.28	U	µg/L	0.28
77424	Iodomethane		N	SW8260	11/18/2004	0.52	U	µg/L	0.52
81596	4-Methyl-2-pentanone		N	SW8260	11/18/2004	0.26	U	µg/L	0.26
34423	Methylene chloride		N	SW8260	11/18/2004	2.0	U	µg/L	2.0
77128	Styrene		N	SW8260	11/18/2004	0.12	U	µg/L	0.12
77562	1,1,1,2-Tetrachloroethane		N	SW8260	11/18/2004	0.24	U	µg/L	0.24
34516	1,1,2,2-Tetrachloroethane		N	SW8260	11/18/2004	0.44	U	µg/L	0.44
34475	Tetrachloroethene		N	SW8260	11/18/2004	0.17	U	µg/L	0.17
34010	Toluene		N	SW8260	11/18/2004	0.35	U	µg/L	0.35
34506	1,1,1-Trichloroethane		N	SW8260	11/18/2004	0.33	U	µg/L	0.33
34511	1,1,2-Trichloroethane		N	SW8260	11/18/2004	0.17	U	µg/L	0.17
39180	Trichloroethene		N	SW8260	11/18/2004	0.27	U	µg/L	0.27
34488	Trichlorofluoromethane		N	SW8260	11/18/2004	0.50	U	µg/L	0.50
77443	1,2,3-Trichloropropane		N	SW8260	11/18/2004	0.24	U	µg/L	0.24
77057	Vinyl acetate		N	SW8260	11/18/2004	0.46	U	µg/L	0.46
39175	Vinyl chloride		N	SW8260	11/18/2004	0.43	U	µg/L	0.43
34020	Xylenes, Total		N	SW8260	11/18/2004	0.32	U	µg/L	0.32

Data Qualifier Code Key:

- * Value exceeds Maximum Contaminant Level
- S Spike Recovery outside accepted recovery limits
- V Analyte detected in the associated Method Blank
- I Analyte detected below quantitation limits
- U Not Detected Above the MDL

Tomoka LF GW Nov 2004

PARAMETER MONITORING REPORT

Ground Water (Rule 62-520.400,.420, .460)

Surface Water (Rule 62-302.500, .510, .503)

Leachate (Rule 62-701.510)

LAB Submission Number: F04110016

Sample Number: F04110016-065

Facility WACS:	64-00027540	**Sample Date/Time:**	11/8/2004 1:15:00 PM
Well/Sampling Point WACS:	15638	**Report Period:**	Tomoka Nov 04
Well/Sampling Point Name:	SW-5	**Well Purged:**	YES
Classification of Groundwater:	SW-IIIF	**Well Type:**	Compliance
Ground Water Elevation: (NGVD):			

Storet Code	Parameter Monitored	Sampling Method	Filtered Y/N	Analysis Method	Analysis Date	Analysis Result	Q	Units	Detection Limits
	FIELD								
	Conductivity		N	FLD	11/8/2004	504		umhos/c	
	Dissolved Oxygen		N	FLD	11/8/2004	9.42		mg/L	
	pH		N	FLD	11/8/2004	7.49		S.U.	
	Temperature		N	FLD	11/8/2004	23.4		deg C	
	INORGANICS								
70300	Solids, Total Dissolved		N	E160.1	11/9/2004	360		mg/L	1.2
00530	Solids, Suspended (Residue, Non-		N	E160.2	11/11/2004	5.8		mg/L	0.77
82078	Turbidity		N	E180.1	11/9/2004	3.6		NTU	0.040
00620	Nitrogen, Nitrate		N	E300.0	11/9/2004	0.65		mg/L	0.0091
00625	Nitrogen, Kjeldahl, Total		N	E351.2	11/18/2004	2.5		mg/L	0.095
00630	Nitrogen, Nitrate-Nitrite		N	E353.2	11/16/2004	0.85		mg/L	0.0042
00665	Phosphorus, Total (as P)		N	E365.4	11/18/2004	0.040	I	mg/L	0.0064
00310	Biochemical Oxygen Demand		N	E405.1	11/15/2004	2.1		mg/L	2.0
00340	Chemical Oxygen Demand		N	E410.4	11/15/2004	54		mg/L	6.2
00680	Organic Carbon, Total		N	E415.1	11/9/2004	17		mg/L	0.080
00612	Nitrogen, Ammonia (Unionized)		N	FL-DEP	11/23/2004	0.013	I	mg/L	0.012
32211	Chlorophyll a		N	SM1020	11/19/2004	9.1		mg/m³	1.0
00600	Nitrogen, Total		N	SM4500-	11/17/2004	3.4		mg/L	0.095
	METALS								
01097	Antimony		N	E200.7	11/10/2004	3.0	U	µg/L	3.0
01002	Arsenic		N	E200.7	11/10/2004	2.8	U	µg/L	2.8
01007	Barium		N	E200.7	11/10/2004	52		µg/L	0.23
01034	Chromium		N	E200.7	11/10/2004	0.60	I	µg/L	0.60
01037	Cobalt		N	E200.7	11/10/2004	5.6	I	µg/L	1.6
01045	Iron		N	E200.7	11/10/2004	660		µg/L	11
01067	Nickel		N	E200.7	11/10/2004	9.6		µg/L	1.0
01147	Selenium		N	E200.7	11/10/2004	3.1	U	µg/L	3.1
00929	Sodium		N	E200.7	11/10/2004	35000	V	µg/L	190
01059	Thallium		N	E200.7	11/10/2004	1.4	U	µg/L	1.4
01087	Vanadium		N	E200.7	11/10/2004	7.3	I	µg/L	0.73

Data Qualifier Code Key:

- * Value exceeds Maximum Contaminant Level
- S Spike Recovery outside accepted recovery limits
- V Analyte detected in the associated Method Blank
- I Analyte detected below quantitation limits
- U Not Detected Above the MDL

Tomoka LF GW Nov 2004

PARAMETER MONITORING REPORT

Ground Water (Rule 62-520.400,.420, .460)

Surface Water (Rule 62-302.500, .510, .503)

Leachate (Rule 62-701.510)

LAB Submission Number: F04110016

Sample Number: F04110016-065

Facility WACS:	64-00027540	**Sample Date/Time:**	11/8/2004 1:15:00 PM
Well/Sampling Point WACS:	15638	**Report Period:**	Tomoka Nov 04
Well/Sampling Point Name:	SW-5	**Well Purged:**	YES
Classification of Groundwater:	SW-IIIF	**Well Type:**	Compliance
Ground Water Elevation: (NGVD):			

Storet Code	Parameter Monitored	Sampling Method	Filtered Y/N	Analysis Method	Analysis Date	Analysis Result	Q	Units	Detection Limits
01092	Zinc		N	E200.7	11/10/2004	3.5	U	µg/L	3.5
00900	Hardness, Total (as CaCO3)		N	E200.7	11/10/2004	230000	V	µg/L	130
	Beryllium		N	E200.8	11/13/2004	0.039	U	µg/L	0.039
	Cadmium		N	E200.8	11/13/2004	0.026	U	µg/L	0.026
	Copper		N	E200.8	11/13/2004	0.37	U	µg/L	0.37
	Lead		N	E200.8	11/13/2004	0.087	IV	µg/L	0.038
	Silver		N	E200.8	11/13/2004	0.018	U	µg/L	0.018
71900	Mercury		N	E245.1	11/11/2004	0.012	U	µg/L	0.012
	ORGANICS								
38760	1,2-Dibromo-3-chloropropane		N	E504.1	11/11/2004	0.0014	U	µg/L	0.0014
77651	1,2-Dibromoethane		N	E504.1	11/11/2004	0.0030	U	µg/L	0.0030
81552	Acetone		N	SW8260	11/18/2004	3.7	U	µg/L	3.7
34215	Acrylonitrile		N	SW8260	11/18/2004	2.2	U	µg/L	2.2
34030	Benzene		N	SW8260	11/18/2004	0.23	U	µg/L	0.23
73085	Bromochloromethane		N	SW8260	11/18/2004	0.21	U	µg/L	0.21
32101	Bromodichloromethane		N	SW8260	11/18/2004	0.26	U	µg/L	0.26
32104	Bromoform		N	SW8260	11/18/2004	0.28	U	µg/L	0.28
34413	Bromomethane		N	SW8260	11/18/2004	0.60	U	µg/L	0.60
81595	2-Butanone		N	SW8260	11/18/2004	1.8	U	µg/L	1.8
77041	Carbon disulfide		N	SW8260	11/18/2004	0.49	U	µg/L	0.49
32102	Carbon tetrachloride		N	SW8260	11/18/2004	0.29	U	µg/L	0.29
34301	Chlorobenzene		N	SW8260	11/18/2004	0.15	U	µg/L	0.15
34311	Chloroethane		N	SW8260	11/18/2004	0.51	U	µg/L	0.51
32106	Chloroform		N	SW8260	11/18/2004	0.23	U	µg/L	0.23
34418	Chloromethane		N	SW8260	11/18/2004	0.50	U	µg/L	0.50
32105	Dibromochloromethane		N	SW8260	11/18/2004	0.19	U	µg/L	0.19
77596	Dibromomethane		N	SW8260	11/18/2004	0.30	U	µg/L	0.30
77268	trans-1,4-Dichloro-2-butene		N	SW8260	11/18/2004	0.64	U	µg/L	0.64
34536	1,2-Dichlorobenzene		N	SW8260	11/18/2004	0.19	U	µg/L	0.19
34571	1,4-Dichlorobenzene		N	SW8260	11/18/2004	0.19	U	µg/L	0.19
34496	1,1-Dichloroethane		N	SW8260	11/18/2004	0.26	U	µg/L	0.26
34531	1,2-Dichloroethane		N	SW8260	11/18/2004	0.19	U	µg/L	0.19

Data Qualifier Code Key:

- * Value exceeds Maximum Contaminant Level
- S Spike Recovery outside accepted recovery limits
- V Analyte detected in the associated Method Blank
- I Analyte detected below quantitation limits
- U Not Detected Above the MDL

Tomoka LF GW Nov 2004

PARAMETER MONITORING REPORT

Ground Water (Rule 62-520.400,.420, .460)

Surface Water (Rule 62-302.500, .510, .503)

Leachate (Rule 62-701.510)

LAB Submission Number: F04110016

Sample Number: F04110016-065

Facility WACS:	64-00027540	**Sample Date/Time:**	11/8/2004 1:15:00 PM
Well/Sampling Point WACS:	15638	**Report Period:**	Tomoka Nov 04
Well/Sampling Point Name:	SW-5	**Well Purged:**	YES
Classification of Groundwater:	SW-IIIF	**Well Type:**	Compliance
Ground Water Elevation: (NGVD):			

Storet Code	Parameter Monitored	Sampling Method	Filtered Y/N	Analysis Method	Analysis Date	Analysis Result	Q	Units	Detection Limits
34501	1,1-Dichloroethene		N	SW8260	11/18/2004	0.40	U	µg/L	0.40
77093	cis-1,2-Dichloroethene		N	SW8260	11/18/2004	0.17	U	µg/L	0.17
34546	trans-1,2-Dichloroethene		N	SW8260	11/18/2004	0.17	U	µg/L	0.17
34541	1,2-Dichloropropane		N	SW8260	11/18/2004	0.33	U	µg/L	0.33
34704	cis-1,3-Dichloropropene		N	SW8260	11/18/2004	0.23	U	µg/L	0.23
34699	trans-1,3-Dichloropropene		N	SW8260	11/18/2004	0.25	U	µg/L	0.25
34371	Ethylbenzene		N	SW8260	11/18/2004	0.20	U	µg/L	0.20
77103	2-Hexanone		N	SW8260	11/18/2004	0.28	U	µg/L	0.28
77424	Iodomethane		N	SW8260	11/18/2004	0.52	U	µg/L	0.52
81596	4-Methyl-2-pentanone		N	SW8260	11/18/2004	0.26	U	µg/L	0.26
34423	Methylene chloride		N	SW8260	11/18/2004	2.0	U	µg/L	2.0
77128	Styrene		N	SW8260	11/18/2004	0.12	U	µg/L	0.12
77562	1,1,1,2-Tetrachloroethane		N	SW8260	11/18/2004	0.24	U	µg/L	0.24
34516	1,1,2,2-Tetrachloroethane		N	SW8260	11/18/2004	0.44	U	µg/L	0.44
34475	Tetrachloroethene		N	SW8260	11/18/2004	0.17	U	µg/L	0.17
34010	Toluene		N	SW8260	11/18/2004	0.35	U	µg/L	0.35
34506	1,1,1-Trichloroethane		N	SW8260	11/18/2004	0.33	U	µg/L	0.33
34511	1,1,2-Trichloroethane		N	SW8260	11/18/2004	0.17	U	µg/L	0.17
39180	Trichloroethene		N	SW8260	11/18/2004	0.27	U	µg/L	0.27
34488	Trichlorofluoromethane		N	SW8260	11/18/2004	0.50	U	µg/L	0.50
77443	1,2,3-Trichloropropane		N	SW8260	11/18/2004	0.24	U	µg/L	0.24
77057	Vinyl acetate		N	SW8260	11/18/2004	0.46	U	µg/L	0.46
39175	Vinyl chloride		N	SW8260	11/18/2004	0.43	U	µg/L	0.43
34020	Xylenes, Total		N	SW8260	11/18/2004	0.32	U	µg/L	0.32

Data Qualifier Code Key:

- * Value exceeds Maximum Contaminant Level
- S Spike Recovery outside accepted recovery limits
- V Analyte detected in the associated Method Blank
- I Analyte detected below quantitation limits
- U Not Detected Above the MDL

Tomoka LF GW Nov 2004

PARAMETER MONITORING REPORT

Ground Water (Rule 62-520.400,.420, .460)

Surface Water (Rule 62-302.500, .510, .503)

Leachate (Rule 62-701.510)

LAB Submission Number: F04110016

Sample Number: F04110016-066

Facility WACS:	64-00027540	**Sample Date/Time:**	11/8/2004 1:55:00 PM
Well/Sampling Point WACS:	15832	**Report Period:**	Tomoka Nov 04
Well/Sampling Point Name:	SW-3	**Well Purged:**	YES
Classification of Groundwater:	SW-IIIF	**Well Type:**	Compliance
Ground Water Elevation: (NGVD):			

Storet Code	Parameter Monitored	Sampling Method	Filtered Y/N	Analysis Method	Analysis Date	Analysis Result	Q	Units	Detection Limits
	FIELD								
	Conductivity		N	FLD	11/8/2004	342		umhos/c	
	Dissolved Oxygen		N	FLD	11/8/2004	10.47		mg/L	
	pH		N	FLD	11/8/2004	7.25		S.U.	
	Temperature		N	FLD	11/8/2004	21.4		deg C	
	INORGANICS								
70300	Solids, Total Dissolved		N	E160.1	11/9/2004	390		mg/L	1.2
00530	Solids, Suspended (Residue, Non-		N	E160.2	11/11/2004	270		mg/L	0.77
82078	Turbidity		N	E180.1	11/9/2004	94		NTU	0.20
00620	Nitrogen, Nitrate		N	E300.0	11/9/2004	0.0091	U	mg/L	0.0091
00625	Nitrogen, Kjeldahl, Total		N	E351.2	11/18/2004	1.7		mg/L	0.095
00630	Nitrogen, Nitrate-Nitrite		N	E353.2	11/16/2004	0.020	I	mg/L	0.0042
00665	Phosphorus, Total (as P)		N	E365.4	11/18/2004	0.050	I	mg/L	0.0064
00310	Biochemical Oxygen Demand		N	E405.1	11/15/2004	5.2		mg/L	2.0
00340	Chemical Oxygen Demand		N	E410.4	11/15/2004	69		mg/L	6.2
00680	Organic Carbon, Total		N	E415.1	11/9/2004	19		mg/L	0.080
00612	Nitrogen, Ammonia (Unionized)		N	FL-DEP	11/23/2004	0.012	U	mg/L	0.012
32211	Chlorophyll a		N	SM1020	11/19/2004	50		mg/m³	1.0
00600	Nitrogen, Total		N	SM4500-	11/17/2004	1.7		mg/L	0.095
	METALS								
01097	Antimony		N	E200.7	11/10/2004	3.0	U	µg/L	3.0
01002	Arsenic		N	E200.7	11/10/2004	2.8	U	µg/L	2.8
01007	Barium		N	E200.7	11/10/2004	28		µg/L	0.23
01034	Chromium		N	E200.7	11/10/2004	1.5	I	µg/L	0.60
01037	Cobalt		N	E200.7	11/10/2004	3.0	I	µg/L	1.6
01045	Iron		N	E200.7	11/10/2004	310		µg/L	11
01067	Nickel		N	E200.7	11/10/2004	1.0	U	µg/L	1.0
01147	Selenium		N	E200.7	11/10/2004	3.1	U	µg/L	3.1
00929	Sodium		N	E200.7	11/10/2004	25000	V	µg/L	190
01059	Thallium		N	E200.7	11/10/2004	2.1	I	µg/L	1.4
01087	Vanadium		N	E200.7	11/10/2004	0.73	U	µg/L	0.73

Data Qualifier Code Key:

- * Value exceeds Maximum Contaminant Level
- S Spike Recovery outside accepted recovery limits
- V Analyte detected in the associated Method Blank
- I Analyte detected below quantitation limits
- U Not Detected Above the MDL

Tomoka LF GW Nov 2004

PARAMETER MONITORING REPORT

Ground Water (Rule 62-520.400,.420, .460)

Surface Water (Rule 62-302.500, .510, .503)

Leachate (Rule 62-701.510)

LAB Submission Number: F04110016

Sample Number: F04110016-066

Facility WACS:	64-00027540	**Sample Date/Time:**	11/8/2004 1:55:00 PM
Well/Sampling Point WACS:	15832	**Report Period:**	Tomoka Nov 04
Well/Sampling Point Name:	SW-3	**Well Purged:**	YES
Classification of Groundwater:	SW-IIIF	**Well Type:**	Compliance
Ground Water Elevation: (NGVD):			

Storet Code	Parameter Monitored	Sampling Method	Filtered Y/N	Analysis Method	Analysis Date	Analysis Result	Q	Units	Detection Limits
01092	Zinc		N	E200.7	11/10/2004	3.5	U	µg/L	3.5
00900	Hardness, Total (as CaCO3)		N	E200.7	11/10/2004	150000	V	µg/L	130
	Beryllium		N	E200.8	11/13/2004	0.039	U	µg/L	0.039
	Cadmium		N	E200.8	11/13/2004	0.026	U	µg/L	0.026
	Copper		N	E200.8	11/13/2004	0.37	U	µg/L	0.37
	Lead		N	E200.8	11/13/2004	0.080	IV	µg/L	0.038
	Silver		N	E200.8	11/13/2004	0.018	U	µg/L	0.018
71900	Mercury		N	E245.1	11/11/2004	0.012	U	µg/L	0.012
	ORGANICS								
38760	1,2-Dibromo-3-chloropropane		N	E504.1	11/11/2004	0.0014	U	µg/L	0.0014
77651	1,2-Dibromoethane		N	E504.1	11/11/2004	0.0030	U	µg/L	0.0030
81552	Acetone		N	SW8260	11/18/2004	3.7	U	µg/L	3.7
34215	Acrylonitrile		N	SW8260	11/18/2004	2.2	U	µg/L	2.2
34030	Benzene		N	SW8260	11/18/2004	0.23	U	µg/L	0.23
73085	Bromochloromethane		N	SW8260	11/18/2004	0.21	U	µg/L	0.21
32101	Bromodichloromethane		N	SW8260	11/18/2004	0.26	U	µg/L	0.26
32104	Bromoform		N	SW8260	11/18/2004	0.28	U	µg/L	0.28
34413	Bromomethane		N	SW8260	11/18/2004	0.60	U	µg/L	0.60
81595	2-Butanone		N	SW8260	11/18/2004	1.8	U	µg/L	1.8
77041	Carbon disulfide		N	SW8260	11/18/2004	0.49	U	µg/L	0.49
32102	Carbon tetrachloride		N	SW8260	11/18/2004	0.29	U	µg/L	0.29
34301	Chlorobenzene		N	SW8260	11/18/2004	0.15	U	µg/L	0.15
34311	Chloroethane		N	SW8260	11/18/2004	0.51	U	µg/L	0.51
32106	Chloroform		N	SW8260	11/18/2004	0.23	U	µg/L	0.23
34418	Chloromethane		N	SW8260	11/18/2004	0.50	U	µg/L	0.50
32105	Dibromochloromethane		N	SW8260	11/18/2004	0.19	U	µg/L	0.19
77596	Dibromomethane		N	SW8260	11/18/2004	0.30	U	µg/L	0.30
77268	trans-1,4-Dichloro-2-butene		N	SW8260	11/18/2004	0.64	U	µg/L	0.64
34536	1,2-Dichlorobenzene		N	SW8260	11/18/2004	0.19	U	µg/L	0.19
34571	1,4-Dichlorobenzene		N	SW8260	11/18/2004	0.19	U	µg/L	0.19
34496	1,1-Dichloroethane		N	SW8260	11/18/2004	0.26	U	µg/L	0.26
34531	1,2-Dichloroethane		N	SW8260	11/18/2004	0.19	U	µg/L	0.19

Data Qualifier Code Key:

- * Value exceeds Maximum Contaminant Level
- S Spike Recovery outside accepted recovery limits
- V Analyte detected in the associated Method Blank
- I Analyte detected below quantitation limits
- U Not Detected Above the MDL

Tomoka LF GW Nov 2004

PARAMETER MONITORING REPORT

Ground Water (Rule 62-520.400,.420, .460)

Surface Water (Rule 62-302.500, .510, .503)

Leachate (Rule 62-701.510)

LAB Submission Number: F04110016

Sample Number: F04110016-066

Facility WACS:	64-00027540	**Sample Date/Time:**	11/8/2004 1:55:00 PM
Well/Sampling Point WACS:	15832	**Report Period:**	Tomoka Nov 04
Well/Sampling Point Name:	SW-3	**Well Purged:**	YES
Classification of Groundwater:	SW-IIIF	**Well Type:**	Compliance
Ground Water Elevation: (NGVD):			

Storet Code	Parameter Monitored	Sampling Method	Filtered Y/N	Analysis Method	Analysis Date	Analysis Result	Q	Units	Detection Limits
34501	1,1-Dichloroethene		N	SW8260	11/18/2004	0.40	U	µg/L	0.40
77093	cis-1,2-Dichloroethene		N	SW8260	11/18/2004	0.17	U	µg/L	0.17
34546	trans-1,2-Dichloroethene		N	SW8260	11/18/2004	0.17	U	µg/L	0.17
34541	1,2-Dichloropropane		N	SW8260	11/18/2004	0.33	U	µg/L	0.33
34704	cis-1,3-Dichloropropene		N	SW8260	11/18/2004	0.23	U	µg/L	0.23
34699	trans-1,3-Dichloropropene		N	SW8260	11/18/2004	0.25	U	µg/L	0.25
34371	Ethylbenzene		N	SW8260	11/18/2004	0.20	U	µg/L	0.20
77103	2-Hexanone		N	SW8260	11/18/2004	0.28	U	µg/L	0.28
77424	Iodomethane		N	SW8260	11/18/2004	0.52	U	µg/L	0.52
81596	4-Methyl-2-pentanone		N	SW8260	11/18/2004	0.26	U	µg/L	0.26
34423	Methylene chloride		N	SW8260	11/18/2004	2.0	U	µg/L	2.0
77128	Styrene		N	SW8260	11/18/2004	0.12	U	µg/L	0.12
77562	1,1,1,2-Tetrachloroethane		N	SW8260	11/18/2004	0.24	U	µg/L	0.24
34516	1,1,2,2-Tetrachloroethane		N	SW8260	11/18/2004	0.44	U	µg/L	0.44
34475	Tetrachloroethene		N	SW8260	11/18/2004	0.17	U	µg/L	0.17
34010	Toluene		N	SW8260	11/18/2004	0.35	U	µg/L	0.35
34506	1,1,1-Trichloroethane		N	SW8260	11/18/2004	0.33	U	µg/L	0.33
34511	1,1,2-Trichloroethane		N	SW8260	11/18/2004	0.17	U	µg/L	0.17
39180	Trichloroethene		N	SW8260	11/18/2004	0.27	U	µg/L	0.27
34488	Trichlorofluoromethane		N	SW8260	11/18/2004	0.50	U	µg/L	0.50
77443	1,2,3-Trichloropropane		N	SW8260	11/18/2004	0.24	U	µg/L	0.24
77057	Vinyl acetate		N	SW8260	11/18/2004	0.46	U	µg/L	0.46
39175	Vinyl chloride		N	SW8260	11/18/2004	0.43	U	µg/L	0.43
34020	Xylenes, Total		N	SW8260	11/18/2004	0.32	U	µg/L	0.32

Data Qualifier Code Key:

- * Value exceeds Maximum Contaminant Level
- S Spike Recovery outside accepted recovery limits
- V Analyte detected in the associated Method Blank
- I Analyte detected below quantitation limits
- U Not Detected Above the MDL

Tomoka LF GW Nov 2004

PARAMETER MONITORING REPORT

Ground Water (Rule 62-520.400,.420, .460)

Surface Water (Rule 62-302.500, .510, .503)

Leachate (Rule 62-701.510)

LAB Submission Number: F04110016

Sample Number: F04110016-067

Facility WACS:	64-00027540	**Sample Date/Time:**	11/8/2004 2:25:00 PM
Well/Sampling Point WACS:	15789	**Report Period:**	Tomoka Nov 04
Well/Sampling Point Name:	SW-6	**Well Purged:**	YES
Classification of Groundwater:	SW-IIIF	**Well Type:**	Compliance
Ground Water Elevation: (NGVD):			

Storet Code	Parameter Monitored	Sampling Method	Filtered Y/N	Analysis Method	Analysis Date	Analysis Result	Q	Units	Detection Limits
	FIELD								
	Conductivity		N	FLD	11/8/2004	508		umhos/c	
	Dissolved Oxygen		N	FLD	11/8/2004	9.20		mg/L	
	pH		N	FLD	11/8/2004	7.62		S.U.	
	Temperature		N	FLD	11/8/2004	24.3		deg C	
	INORGANICS								
70300	Solids, Total Dissolved		N	E160.1	11/9/2004	260		mg/L	1.2
00530	Solids, Suspended (Residue, Non-		N	E160.2	11/11/2004	4.9	I	mg/L	0.77
82078	Turbidity		N	E180.1	11/9/2004	0.77		NTU	0.040
00620	Nitrogen, Nitrate		N	E300.0	11/9/2004	0.0091	U	mg/L	0.0091
00625	Nitrogen, Kjeldahl, Total		N	E351.2	11/18/2004	1.1		mg/L	0.095
00630	Nitrogen, Nitrate-Nitrite		N	E353.2	11/16/2004	0.0080	I	mg/L	0.0042
00665	Phosphorus, Total (as P)		N	E365.4	11/18/2004	0.14		mg/L	0.0064
00310	Biochemical Oxygen Demand		N	E405.1	11/15/2004	6.0	U	mg/L	6.0
00340	Chemical Oxygen Demand		N	E410.4	11/15/2004	63		mg/L	6.2
00680	Organic Carbon, Total		N	E415.1	11/9/2004	17		mg/L	0.080
00612	Nitrogen, Ammonia (Unionized)		N	FL-DEP	11/23/2004	0.024	U	mg/L	0.024
32211	Chlorophyll a		N	SM1020	11/19/2004	14		mg/m³	1.0
00600	Nitrogen, Total		N	SM4500-	11/17/2004	1.1		mg/L	0.095
	METALS								
01097	Antimony		N	E200.7	11/10/2004	3.0	U	µg/L	3.0
01002	Arsenic		N	E200.7	11/10/2004	3.9	I	µg/L	2.8
01007	Barium		N	E200.7	11/10/2004	50		µg/L	0.23
01034	Chromium		N	E200.7	11/10/2004	5.2		µg/L	0.60
01037	Cobalt		N	E200.7	11/10/2004	5.7	I	µg/L	1.6
01045	Iron		N	E200.7	11/10/2004	6400		µg/L	11
01067	Nickel		N	E200.7	11/10/2004	1.2	I	µg/L	1.0
01147	Selenium		N	E200.7	11/10/2004	3.1	U	µg/L	3.1
00929	Sodium		N	E200.7	11/10/2004	27000	V	µg/L	190
01059	Thallium		N	E200.7	11/10/2004	1.4	U	µg/L	1.4
01087	Vanadium		N	E200.7	11/10/2004	10		µg/L	0.73

Data Qualifier Code Key:

- * Value exceeds Maximum Contaminant Level
- S Spike Recovery outside accepted recovery limits
- V Analyte detected in the associated Method Blank
- I Analyte detected below quantitation limits
- U Not Detected Above the MDL

Tomoka LF GW Nov 2004

PARAMETER MONITORING REPORT

Ground Water (Rule 62-520.400,.420, .460)

Surface Water (Rule 62-302.500, .510, .503)

Leachate (Rule 62-701.510)

LAB Submission Number: F04110016

Sample Number: F04110016-067

Facility WACS:	64-00027540	**Sample Date/Time:**	11/8/2004 2:25:00 PM
Well/Sampling Point WACS:	15789	**Report Period:**	Tomoka Nov 04
Well/Sampling Point Name:	SW-6	**Well Purged:**	YES
Classification of Groundwater:	SW-IIIF	**Well Type:**	Compliance
Ground Water Elevation: (NGVD):			

Storet Code	Parameter Monitored	Sampling Method	Filtered Y/N	Analysis Method	Analysis Date	Analysis Result	Q	Units	Detection Limits
01092	Zinc		N	E200.7	11/10/2004	4.7	I	µg/L	3.5
00900	Hardness, Total (as CaCO3)		N	E200.7	11/10/2004	310000	V	µg/L	130
	Beryllium		N	E200.8	11/13/2004	0.091	I	µg/L	0.039
	Cadmium		N	E200.8	11/13/2004	0.026	U	µg/L	0.026
	Copper		N	E200.8	11/13/2004	1.1		µg/L	0.37
	Lead		N	E200.8	11/13/2004	1.9	V	µg/L	0.038
	Silver		N	E200.8	11/13/2004	0.018	U	µg/L	0.018
71900	Mercury		N	E245.1	11/11/2004	0.019	IV	µg/L	0.012
	ORGANICS								
38760	1,2-Dibromo-3-chloropropane		N	E504.1	11/11/2004	0.0014	U	µg/L	0.0014
77651	1,2-Dibromoethane		N	E504.1	11/11/2004	0.0030	U	µg/L	0.0030
81552	Acetone		N	SW8260	11/18/2004	3.7	U	µg/L	3.7
34215	Acrylonitrile		N	SW8260	11/18/2004	2.2	U	µg/L	2.2
34030	Benzene		N	SW8260	11/18/2004	0.23	U	µg/L	0.23
73085	Bromochloromethane		N	SW8260	11/18/2004	0.21	U	µg/L	0.21
32101	Bromodichloromethane		N	SW8260	11/18/2004	0.26	U	µg/L	0.26
32104	Bromoform		N	SW8260	11/18/2004	0.28	U	µg/L	0.28
34413	Bromomethane		N	SW8260	11/18/2004	0.60	U	µg/L	0.60
81595	2-Butanone		N	SW8260	11/18/2004	1.8	U	µg/L	1.8
77041	Carbon disulfide		N	SW8260	11/18/2004	0.49	U	µg/L	0.49
32102	Carbon tetrachloride		N	SW8260	11/18/2004	0.29	U	µg/L	0.29
34301	Chlorobenzene		N	SW8260	11/18/2004	0.15	U	µg/L	0.15
34311	Chloroethane		N	SW8260	11/18/2004	0.51	U	µg/L	0.51
32106	Chloroform		N	SW8260	11/18/2004	0.23	U	µg/L	0.23
34418	Chloromethane		N	SW8260	11/18/2004	0.50	U	µg/L	0.50
32105	Dibromochloromethane		N	SW8260	11/18/2004	0.19	U	µg/L	0.19
77596	Dibromomethane		N	SW8260	11/18/2004	0.30	U	µg/L	0.30
77268	trans-1,4-Dichloro-2-butene		N	SW8260	11/18/2004	0.64	U	µg/L	0.64
34536	1,2-Dichlorobenzene		N	SW8260	11/18/2004	0.19	U	µg/L	0.19
34571	1,4-Dichlorobenzene		N	SW8260	11/18/2004	0.19	U	µg/L	0.19
34496	1,1-Dichloroethane		N	SW8260	11/18/2004	0.26	U	µg/L	0.26
34531	1,2-Dichloroethane		N	SW8260	11/18/2004	0.19	U	µg/L	0.19

Data Qualifier Code Key:

- * Value exceeds Maximum Contaminant Level
- S Spike Recovery outside accepted recovery limits
- V Analyte detected in the associated Method Blank
- I Analyte detected below quantitation limits
- U Not Detected Above the MDL

Tomoka LF GW Nov 2004

PARAMETER MONITORING REPORT

Ground Water (Rule 62-520.400,.420, .460)

Surface Water (Rule 62-302.500, .510, .503)

Leachate (Rule 62-701.510)

LAB Submission Number: F04110016

Sample Number: F04110016-067

Facility WACS:	64-00027540	**Sample Date/Time:**	11/8/2004 2:25:00 PM
Well/Sampling Point WACS:	15789	**Report Period:**	Tomoka Nov 04
Well/Sampling Point Name:	SW-6	**Well Purged:**	YES
Classification of Groundwater:	SW-IIIF	**Well Type:**	Compliance
Ground Water Elevation: (NGVD):			

Storet Code	Parameter Monitored	Sampling Method	Filtered Y/N	Analysis Method	Analysis Date	Analysis Result	Q	Units	Detection Limits
34501	1,1-Dichloroethene		N	SW8260	11/18/2004	0.40	U	µg/L	0.40
77093	cis-1,2-Dichloroethene		N	SW8260	11/18/2004	0.17	U	µg/L	0.17
34546	trans-1,2-Dichloroethene		N	SW8260	11/18/2004	0.17	U	µg/L	0.17
34541	1,2-Dichloropropane		N	SW8260	11/18/2004	0.33	U	µg/L	0.33
34704	cis-1,3-Dichloropropene		N	SW8260	11/18/2004	0.23	U	µg/L	0.23
34699	trans-1,3-Dichloropropene		N	SW8260	11/18/2004	0.25	U	µg/L	0.25
34371	Ethylbenzene		N	SW8260	11/18/2004	0.20	U	µg/L	0.20
77103	2-Hexanone		N	SW8260	11/18/2004	0.28	U	µg/L	0.28
77424	Iodomethane		N	SW8260	11/18/2004	0.52	U	µg/L	0.52
81596	4-Methyl-2-pentanone		N	SW8260	11/18/2004	0.26	U	µg/L	0.26
34423	Methylene chloride		N	SW8260	11/18/2004	2.0	U	µg/L	2.0
77128	Styrene		N	SW8260	11/18/2004	0.12	U	µg/L	0.12
77562	1,1,1,2-Tetrachloroethane		N	SW8260	11/18/2004	0.24	U	µg/L	0.24
34516	1,1,2,2-Tetrachloroethane		N	SW8260	11/18/2004	0.44	U	µg/L	0.44
34475	Tetrachloroethene		N	SW8260	11/18/2004	0.17	U	µg/L	0.17
34010	Toluene		N	SW8260	11/18/2004	0.35	U	µg/L	0.35
34506	1,1,1-Trichloroethane		N	SW8260	11/18/2004	0.33	U	µg/L	0.33
34511	1,1,2-Trichloroethane		N	SW8260	11/18/2004	0.17	U	µg/L	0.17
39180	Trichloroethene		N	SW8260	11/18/2004	0.27	U	µg/L	0.27
34488	Trichlorofluoromethane		N	SW8260	11/18/2004	0.50	U	µg/L	0.50
77443	1,2,3-Trichloropropane		N	SW8260	11/18/2004	0.24	U	µg/L	0.24
77057	Vinyl acetate		N	SW8260	11/18/2004	0.46	U	µg/L	0.46
39175	Vinyl chloride		N	SW8260	11/18/2004	0.43	U	µg/L	0.43
34020	Xylenes, Total		N	SW8260	11/18/2004	0.32	U	µg/L	0.32

Data Qualifier Code Key:

- * Value exceeds Maximum Contaminant Level
- S Spike Recovery outside accepted recovery limits
- V Analyte detected in the associated Method Blank
- I Analyte detected below quantitation limits
- U Not Detected Above the MDL

Tomoka LF GW Nov 2004

PARAMETER MONITORING REPORT

Ground Water (Rule 62-520.400,.420, .460)

Surface Water (Rule 62-302.500, .510, .503)

Leachate (Rule 62-701.510)

LAB Submission Number: F04110016

Sample Number: F04110016-068

Facility WACS:	64-00027540	**Sample Date/Time:**	11/8/2004 3:15:00 PM
Well/Sampling Point WACS:	15830	**Report Period:**	Tomoka Nov 04
Well/Sampling Point Name:	SW-1	**Well Purged:**	YES
Classification of Groundwater:	SW-IIIF	**Well Type:**	Compliance
Ground Water Elevation: (NGVD):			

Storet Code	Parameter Monitored	Sampling Method	Filtered Y/N	Analysis Method	Analysis Date	Analysis Result	Q	Units	Detection Limits
	FIELD								
	Conductivity		N	FLD	11/8/2004	110		umhos/c	
	Dissolved Oxygen		N	FLD	11/8/2004	9.06		mg/L	
	pH		N	FLD	11/8/2004	7.82		S.U.	
	Temperature		N	FLD	11/8/2004	25.2		deg C	
	INORGANICS								
70300	Solids, Total Dissolved		N	E160.1	11/9/2004	50		mg/L	1.2
00530	Solids, Suspended (Residue, Non-		N	E160.2	11/11/2004	5.8		mg/L	0.77
82078	Turbidity		N	E180.1	11/9/2004	1.3		NTU	0.040
00620	Nitrogen, Nitrate		N	E300.0	11/9/2004	0.040	I	mg/L	0.0091
00625	Nitrogen, Kjeldahl, Total		N	E351.2	11/18/2004	0.60		mg/L	0.095
00630	Nitrogen, Nitrate-Nitrite		N	E353.2	11/16/2004	0.021	I	mg/L	0.0042
00665	Phosphorus, Total (as P)		N	E365.4	11/18/2004	0.010	I	mg/L	0.0064
00310	Biochemical Oxygen Demand		N	E405.1	11/15/2004	3.0	U	mg/L	3.0
00340	Chemical Oxygen Demand		N	E410.4	11/15/2004	20	I	mg/L	6.2
00680	Organic Carbon, Total		N	E415.1	11/9/2004	6.1		mg/L	0.080
00612	Nitrogen, Ammonia (Unionized)		N	FL-DEP	11/23/2004	0.012	U	mg/L	0.012
32211	Chlorophyll a		N	SM1020	11/19/2004	4.7		mg/m³	1.0
00600	Nitrogen, Total		N	SM4500-	11/17/2004	0.62		mg/L	0.095
	METALS								
01097	Antimony		N	E200.7	11/10/2004	3.0	U	µg/L	3.0
01002	Arsenic		N	E200.7	11/10/2004	2.8	U	µg/L	2.8
01007	Barium		N	E200.7	11/10/2004	3.8	I	µg/L	0.23
01034	Chromium		N	E200.7	11/10/2004	0.60	U	µg/L	0.60
01037	Cobalt		N	E200.7	11/10/2004	1.6	U	µg/L	1.6
01045	Iron		N	E200.7	11/10/2004	120		µg/L	11
01067	Nickel		N	E200.7	11/10/2004	1.0	U	µg/L	1.0
01147	Selenium		N	E200.7	11/10/2004	3.1	U	µg/L	3.1
00929	Sodium		N	E200.7	11/10/2004	10000	V	µg/L	190
01059	Thallium		N	E200.7	11/10/2004	1.4	U	µg/L	1.4
01087	Vanadium		N	E200.7	11/10/2004	0.73	U	µg/L	0.73

Data Qualifier Code Key:

- * Value exceeds Maximum Contaminant Level
- S Spike Recovery outside accepted recovery limits
- V Analyte detected in the associated Method Blank
- I Analyte detected below quantitation limits
- U Not Detected Above the MDL

Tomoka LF GW Nov 2004

PARAMETER MONITORING REPORT

Ground Water (Rule 62-520.400,.420, .460)

Surface Water (Rule 62-302.500, .510, .503)

Leachate (Rule 62-701.510)

LAB Submission Number: F04110016

Sample Number: F04110016-068

Facility WACS:	64-00027540	**Sample Date/Time:**	11/8/2004 3:15:00 PM
Well/Sampling Point WACS:	15830	**Report Period:**	Tomoka Nov 04
Well/Sampling Point Name:	SW-1	**Well Purged:**	YES
Classification of Groundwater:	SW-IIIF	**Well Type:**	Compliance
Ground Water Elevation: (NGVD):			

Storet Code	Parameter Monitored	Sampling Method	Filtered Y/N	Analysis Method	Analysis Date	Analysis Result	Q	Units	Detection Limits
01092	Zinc		N	E200.7	11/10/2004	3.5	U	µg/L	3.5
00900	Hardness, Total (as CaCO3)		N	E200.7	11/10/2004	10000	V	µg/L	130
	Beryllium		N	E200.8	11/13/2004	0.039	U	µg/L	0.039
	Cadmium		N	E200.8	11/13/2004	0.026	U	µg/L	0.026
	Copper		N	E200.8	11/13/2004	0.37	U	µg/L	0.37
	Lead		N	E200.8	11/13/2004	0.11	IV	µg/L	0.038
	Silver		N	E200.8	11/13/2004	0.018	U	µg/L	0.018
71900	Mercury		N	E245.1	11/11/2004	0.012	U	µg/L	0.012
	ORGANICS								
38760	1,2-Dibromo-3-chloropropane		N	E504.1	11/11/2004	0.0014	U	µg/L	0.0014
77651	1,2-Dibromoethane		N	E504.1	11/11/2004	0.0030	U	µg/L	0.0030
81552	Acetone		N	SW8260	11/18/2004	3.7	U	µg/L	3.7
34215	Acrylonitrile		N	SW8260	11/18/2004	2.2	U	µg/L	2.2
34030	Benzene		N	SW8260	11/18/2004	0.23	U	µg/L	0.23
73085	Bromochloromethane		N	SW8260	11/18/2004	0.21	U	µg/L	0.21
32101	Bromodichloromethane		N	SW8260	11/18/2004	0.26	U	µg/L	0.26
32104	Bromoform		N	SW8260	11/18/2004	0.28	U	µg/L	0.28
34413	Bromomethane		N	SW8260	11/18/2004	0.60	U	µg/L	0.60
81595	2-Butanone		N	SW8260	11/18/2004	1.8	U	µg/L	1.8
77041	Carbon disulfide		N	SW8260	11/18/2004	0.49	U	µg/L	0.49
32102	Carbon tetrachloride		N	SW8260	11/18/2004	0.29	U	µg/L	0.29
34301	Chlorobenzene		N	SW8260	11/18/2004	0.15	U	µg/L	0.15
34311	Chloroethane		N	SW8260	11/18/2004	0.51	U	µg/L	0.51
32106	Chloroform		N	SW8260	11/18/2004	0.23	U	µg/L	0.23
34418	Chloromethane		N	SW8260	11/18/2004	0.50	U	µg/L	0.50
32105	Dibromochloromethane		N	SW8260	11/18/2004	0.19	U	µg/L	0.19
77596	Dibromomethane		N	SW8260	11/18/2004	0.30	U	µg/L	0.30
77268	trans-1,4-Dichloro-2-butene		N	SW8260	11/18/2004	0.64	U	µg/L	0.64
34536	1,2-Dichlorobenzene		N	SW8260	11/18/2004	0.19	U	µg/L	0.19
34571	1,4-Dichlorobenzene		N	SW8260	11/18/2004	0.19	U	µg/L	0.19
34496	1,1-Dichloroethane		N	SW8260	11/18/2004	0.26	U	µg/L	0.26
34531	1,2-Dichloroethane		N	SW8260	11/18/2004	0.19	U	µg/L	0.19

Data Qualifier Code Key:

- * Value exceeds Maximum Contaminant Level
- S Spike Recovery outside accepted recovery limits
- V Analyte detected in the associated Method Blank
- I Analyte detected below quantitation limits
- U Not Detected Above the MDL

Tomoka LF GW Nov 2004

PARAMETER MONITORING REPORT

Ground Water (Rule 62-520.400,.420, .460)

Surface Water (Rule 62-302.500, .510, .503)

Leachate (Rule 62-701.510)

LAB Submission Number: F04110016

Sample Number: F04110016-068

Facility WACS:	64-00027540	**Sample Date/Time:**	11/8/2004 3:15:00 PM
Well/Sampling Point WACS:	15830	**Report Period:**	Tomoka Nov 04
Well/Sampling Point Name:	SW-1	**Well Purged:**	YES
Classification of Groundwater:	SW-IIIF	**Well Type:**	Compliance
Ground Water Elevation: (NGVD):			

Storet Code	Parameter Monitored	Sampling Method	Filtered Y/N	Analysis Method	Analysis Date	Analysis Result	Q	Units	Detection Limits
34501	1,1-Dichloroethene		N	SW8260	11/18/2004	0.40	U	µg/L	0.40
77093	cis-1,2-Dichloroethene		N	SW8260	11/18/2004	0.17	U	µg/L	0.17
34546	trans-1,2-Dichloroethene		N	SW8260	11/18/2004	0.17	U	µg/L	0.17
34541	1,2-Dichloropropane		N	SW8260	11/18/2004	0.33	U	µg/L	0.33
34704	cis-1,3-Dichloropropene		N	SW8260	11/18/2004	0.23	U	µg/L	0.23
34699	trans-1,3-Dichloropropene		N	SW8260	11/18/2004	0.25	U	µg/L	0.25
34371	Ethylbenzene		N	SW8260	11/18/2004	0.20	U	µg/L	0.20
77103	2-Hexanone		N	SW8260	11/18/2004	0.28	U	µg/L	0.28
77424	Iodomethane		N	SW8260	11/18/2004	0.52	U	µg/L	0.52
81596	4-Methyl-2-pentanone		N	SW8260	11/18/2004	0.26	U	µg/L	0.26
34423	Methylene chloride		N	SW8260	11/18/2004	2.0	U	µg/L	2.0
77128	Styrene		N	SW8260	11/18/2004	0.12	U	µg/L	0.12
77562	1,1,1,2-Tetrachloroethane		N	SW8260	11/18/2004	0.24	U	µg/L	0.24
34516	1,1,2,2-Tetrachloroethane		N	SW8260	11/18/2004	0.44	U	µg/L	0.44
34475	Tetrachloroethene		N	SW8260	11/18/2004	0.17	U	µg/L	0.17
34010	Toluene		N	SW8260	11/18/2004	0.35	U	µg/L	0.35
34506	1,1,1-Trichloroethane		N	SW8260	11/18/2004	0.33	U	µg/L	0.33
34511	1,1,2-Trichloroethane		N	SW8260	11/18/2004	0.17	U	µg/L	0.17
39180	Trichloroethene		N	SW8260	11/18/2004	0.27	U	µg/L	0.27
34488	Trichlorofluoromethane		N	SW8260	11/18/2004	0.50	U	µg/L	0.50
77443	1,2,3-Trichloropropane		N	SW8260	11/18/2004	0.24	U	µg/L	0.24
77057	Vinyl acetate		N	SW8260	11/18/2004	0.46	U	µg/L	0.46
39175	Vinyl chloride		N	SW8260	11/18/2004	0.43	U	µg/L	0.43
34020	Xylenes, Total		N	SW8260	11/18/2004	0.32	U	µg/L	0.32

Data Qualifier Code Key:

- * Value exceeds Maximum Contaminant Level
- S Spike Recovery outside accepted recovery limits
- V Analyte detected in the associated Method Blank
- I Analyte detected below quantitation limits
- U Not Detected Above the MDL

Tomoka LF GW Nov 2004

PARAMETER MONITORING REPORT

Ground Water (Rule 62-520.400,.420, .460)

Surface Water (Rule 62-302.500, .510, .503)

Leachate (Rule 62-701.510)

LAB Submission Number: F04110016

Sample Number: F04110016-069

Facility WACS:	64-00027540	**Sample Date/Time:**	11/8/2004 6:00:00 PM
Well/Sampling Point WACS:		**Report Period:**	Tomoka Nov 04
Well/Sampling Point Name:	Trip Blank	**Well Purged:**	YES
Classification of Groundwater:	0	**Well Type:**	
Ground Water Elevation: (NGVD):			

Storet Code	Parameter Monitored	Sampling Method	Filtered Y/N	Analysis Method	Analysis Date	Analysis Result	Q	Units	Detection Limits
	ORGANICS								
81552	Acetone		N	SW8260	11/18/2004	3.7	U	µg/L	3.7
34215	Acrylonitrile		N	SW8260	11/18/2004	2.2	U	µg/L	2.2
34030	Benzene		N	SW8260	11/18/2004	0.23	U	µg/L	0.23
73085	Bromochloromethane		N	SW8260	11/18/2004	0.21	U	µg/L	0.21
32101	Bromodichloromethane		N	SW8260	11/18/2004	0.26	U	µg/L	0.26
32104	Bromoform		N	SW8260	11/18/2004	0.28	U	µg/L	0.28
34413	Bromomethane		N	SW8260	11/18/2004	0.60	U	µg/L	0.60
81595	2-Butanone		N	SW8260	11/18/2004	1.8	U	µg/L	1.8
77041	Carbon disulfide		N	SW8260	11/18/2004	0.49	U	µg/L	0.49
32102	Carbon tetrachloride		N	SW8260	11/18/2004	0.29	U	µg/L	0.29
34301	Chlorobenzene		N	SW8260	11/18/2004	0.15	U	µg/L	0.15
34311	Chloroethane		N	SW8260	11/18/2004	0.51	U	µg/L	0.51
32106	Chloroform		N	SW8260	11/18/2004	0.23	U	µg/L	0.23
34418	Chloromethane		N	SW8260	11/18/2004	0.50	U	µg/L	0.50
32105	Dibromochloromethane		N	SW8260	11/18/2004	0.19	U	µg/L	0.19
77596	Dibromomethane		N	SW8260	11/18/2004	0.30	U	µg/L	0.30
77268	trans-1,4-Dichloro-2-butene		N	SW8260	11/18/2004	0.64	U	µg/L	0.64
34536	1,2-Dichlorobenzene		N	SW8260	11/18/2004	0.19	U	µg/L	0.19
34571	1,4-Dichlorobenzene		N	SW8260	11/18/2004	0.19	U	µg/L	0.19
34496	1,1-Dichloroethane		N	SW8260	11/18/2004	0.26	U	µg/L	0.26
34531	1,2-Dichloroethane		N	SW8260	11/18/2004	0.19	U	µg/L	0.19
34501	1,1-Dichloroethene		N	SW8260	11/18/2004	0.40	U	µg/L	0.40
77093	cis-1,2-Dichloroethene		N	SW8260	11/18/2004	0.17	U	µg/L	0.17
34546	trans-1,2-Dichloroethene		N	SW8260	11/18/2004	0.17	U	µg/L	0.17
34541	1,2-Dichloropropane		N	SW8260	11/18/2004	0.33	U	µg/L	0.33
34704	cis-1,3-Dichloropropene		N	SW8260	11/18/2004	0.23	U	µg/L	0.23
34699	trans-1,3-Dichloropropene		N	SW8260	11/18/2004	0.25	U	µg/L	0.25
34371	Ethylbenzene		N	SW8260	11/18/2004	0.20	U	µg/L	0.20
77103	2-Hexanone		N	SW8260	11/18/2004	0.28	U	µg/L	0.28
77424	Iodomethane		N	SW8260	11/18/2004	0.52	U	µg/L	0.52
81596	4-Methyl-2-pentanone		N	SW8260	11/18/2004	0.26	U	µg/L	0.26

Data Qualifier Code Key:

- * Value exceeds Maximum Contaminant Level
- S Spike Recovery outside accepted recovery limits
- V Analyte detected in the associated Method Blank
- I Analyte detected below quantitation limits
- U Not Detected Above the MDL

Tomoka LF GW Nov 2004

PARAMETER MONITORING REPORT

Ground Water (Rule 62-520.400,.420, .460)

Surface Water (Rule 62-302.500, .510, .503)

Leachate (Rule 62-701.510)

LAB Submission Number: F04110016

Sample Number: F04110016-069

Facility WACS:	64-00027540	**Sample Date/Time:**	11/8/2004 6:00:00 PM
Well/Sampling Point WACS:		**Report Period:**	Tomoka Nov 04
Well/Sampling Point Name:	Trip Blank	**Well Purged:**	YES
Classification of Groundwater:	0	**Well Type:**	
Ground Water Elevation: (NGVD):			

Storet Code	Parameter Monitored	Sampling Method	Filtered Y/N	Analysis Method	Analysis Date	Analysis Result	Q	Units	Detection Limits
34423	Methylene chloride		N	SW8260	11/18/2004	2.0	U	µg/L	2.0
77128	Styrene		N	SW8260	11/18/2004	0.12	U	µg/L	0.12
77562	1,1,1,2-Tetrachloroethane		N	SW8260	11/18/2004	0.24	U	µg/L	0.24
34516	1,1,2,2-Tetrachloroethane		N	SW8260	11/18/2004	0.44	U	µg/L	0.44
34475	Tetrachloroethene		N	SW8260	11/18/2004	0.17	U	µg/L	0.17
34010	Toluene		N	SW8260	11/18/2004	0.35	U	µg/L	0.35
34506	1,1,1-Trichloroethane		N	SW8260	11/18/2004	0.33	U	µg/L	0.33
34511	1,1,2-Trichloroethane		N	SW8260	11/18/2004	0.17	U	µg/L	0.17
39180	Trichloroethene		N	SW8260	11/18/2004	0.27	U	µg/L	0.27
34488	Trichlorofluoromethane		N	SW8260	11/18/2004	0.50	U	µg/L	0.50
77443	1,2,3-Trichloropropane		N	SW8260	11/18/2004	0.24	U	µg/L	0.24
77057	Vinyl acetate		N	SW8260	11/18/2004	0.46	U	µg/L	0.46
39175	Vinyl chloride		N	SW8260	11/18/2004	0.43	U	µg/L	0.43
34020	Xylenes, Total		N	SW8260	11/18/2004	0.32	U	µg/L	0.32

Data Qualifier Code Key:

- * Value exceeds Maximum Contaminant Level
- S Spike Recovery outside accepted recovery limits
- V Analyte detected in the associated Method Blank
- I Analyte detected below quantitation limits
- U Not Detected Above the MDL

Tomoka LF GW Nov 2004

PARAMETER MONITORING REPORT

Ground Water (Rule 62-520.400,.420, .460)

Surface Water (Rule 62-302.500, .510, .503)

Leachate (Rule 62-701.510)

LAB Submission Number: F04110016

Sample Number: F04110016-070

Facility WACS:	64-00027540	**Sample Date/Time:**	11/8/2004 4:00:00 PM
Well/Sampling Point WACS:	15844	**Report Period:**	Tomoka Nov 04
Well/Sampling Point Name:	Leachate	**Well Purged:**	YES
Classification of Groundwater:		**Well Type:**	Compliance
Ground Water Elevation: (NGVD):			

Storet Code	Parameter Monitored	Sampling Method	Filtered Y/N	Analysis Method	Analysis Date	Analysis Result	Q	Units	Detection Limits
	FIELD								
	Conductivity		N	FLD	11/8/2004	1165		umhos/c	
	Dissolved Oxygen		N	FLD	11/8/2004	9.03		mg/L	
	pH		N	FLD	11/8/2004	7.97		S.U.	
	Temperature		N	FLD	11/8/2004	25.3		deg C	
	INORGANICS								
70300	Solids, Total Dissolved		N	E160.1	11/9/2004	1400	*	mg/L	1.2
82078	Turbidity		N	E180.1	11/9/2004	25		NTU	0.040
00940	Chloride		N	E300.0	11/9/2004	340	*	mg/L	0.36
00620	Nitrogen, Nitrate		N	E300.0	11/9/2004	2.6		mg/L	0.091
00610	Nitrogen, Ammonia (As N)		N	E350.1	11/16/2004	6.8	*	mg/L	0.012
00440	Alkalinity, Bicarbonate (As CaCO3)		N	SM2320	11/12/2004	310		mg/L	0.16
	METALS								
01002	Arsenic		N	SW6010	11/10/2004	26		µg/L	2.8
01007	Barium		N	SW6010	11/10/2004	28		µg/L	0.23
01012	Beryllium		N	SW6010	11/10/2004	0.056	U	µg/L	0.056
01027	Cadmium		N	SW6010	11/10/2004	0.34	U	µg/L	0.34
01034	Chromium		N	SW6010	11/10/2004	22		µg/L	0.60
01037	Cobalt		N	SW6010	11/10/2004	12		µg/L	1.6
01042	Copper		N	SW6010	11/10/2004	1.4	I	µg/L	0.47
01045	Iron		N	SW6010	11/10/2004	2500	*V	µg/L	11
01051	Lead		N	SW6010	11/10/2004	2.2	U	µg/L	2.2
01067	Nickel		N	SW6010	11/10/2004	42		µg/L	1.0
01147	Selenium		N	SW6010	11/10/2004	3.1	U	µg/L	3.1
01077	Silver		N	SW6010	11/10/2004	0.93	U	µg/L	0.93
00929	Sodium		N	SW6010	11/10/2004	320000	*V	µg/L	190
01087	Vanadium		N	SW6010	11/10/2004	9.5	I	µg/L	0.73
01092	Zinc		N	SW6010	11/10/2004	8.4	I	µg/L	3.5
	Antimony		N	SW6020	11/15/2004	3.7		µg/L	0.40
	Thallium		N	SW6020	11/15/2004	0.27	I	µg/L	0.12
71900	Mercury		N	SW7470	11/11/2004	0.026	I	µg/L	0.012

Data Qualifier Code Key:

- * Value exceeds Maximum Contaminant Level
- S Spike Recovery outside accepted recovery limits
- V Analyte detected in the associated Method Blank
- I Analyte detected below quantitation limits
- U Not Detected Above the MDL

Tomoka LF GW Nov 2004

PARAMETER MONITORING REPORT

Ground Water (Rule 62-520.400,.420, .460)

Surface Water (Rule 62-302.500, .510, .503)

Leachate (Rule 62-701.510)

LAB Submission Number: F04110016

Sample Number: F04110016-070

Facility WACS:	64-00027540	**Sample Date/Time:**	11/8/2004 4:00:00 PM
Well/Sampling Point WACS:	15844	**Report Period:**	Tomoka Nov 04
Well/Sampling Point Name:	Leachate	**Well Purged:**	YES
Classification of Groundwater:		**Well Type:**	Compliance
Ground Water Elevation: (NGVD):			

Storet Code	Parameter Monitored	Sampling Method	Filtered Y/N	Analysis Method	Analysis Date	Analysis Result	Q	Units	Detection Limits
	ORGANICS								
49146	1,2-Dibromo-3-chloropropane		N	SW8011	11/19/2004	0.0014	U	µg/L	0.0014
77651	Ethylene Dibromide		N	SW8011	11/19/2004	0.0030	U	µg/L	0.0030
81552	Acetone		N	SW8260	11/18/2004	7.4	I	µg/L	3.7
34215	Acrylonitrile		N	SW8260	11/18/2004	2.2	U	µg/L	2.2
34030	Benzene		N	SW8260	11/18/2004	0.23	U	µg/L	0.23
73085	Bromochloromethane		N	SW8260	11/18/2004	0.21	U	µg/L	0.21
32101	Bromodichloromethane		N	SW8260	11/18/2004	0.26	U	µg/L	0.26
32104	Bromoform		N	SW8260	11/18/2004	0.28	U	µg/L	0.28
34413	Bromomethane		N	SW8260	11/18/2004	0.60	U	µg/L	0.60
81595	2-Butanone		N	SW8260	11/18/2004	1.8	U	µg/L	1.8
77041	Carbon disulfide		N	SW8260	11/18/2004	0.49	U	µg/L	0.49
32102	Carbon tetrachloride		N	SW8260	11/18/2004	0.29	U	µg/L	0.29
34301	Chlorobenzene		N	SW8260	11/18/2004	0.15	U	µg/L	0.15
34311	Chloroethane		N	SW8260	11/18/2004	0.51	U	µg/L	0.51
32106	Chloroform		N	SW8260	11/18/2004	0.23	U	µg/L	0.23
34418	Chloromethane		N	SW8260	11/18/2004	0.50	U	µg/L	0.50
32105	Dibromochloromethane		N	SW8260	11/18/2004	0.19	U	µg/L	0.19
77596	Dibromomethane		N	SW8260	11/18/2004	0.30	U	µg/L	0.30
77268	trans-1,4-Dichloro-2-butene		N	SW8260	11/18/2004	0.64	U	µg/L	0.64
34536	1,2-Dichlorobenzene		N	SW8260	11/18/2004	0.19	U	µg/L	0.19
34571	1,4-Dichlorobenzene		N	SW8260	11/18/2004	0.19	U	µg/L	0.19
34496	1,1-Dichloroethane		N	SW8260	11/18/2004	0.26	U	µg/L	0.26
34531	1,2-Dichloroethane		N	SW8260	11/18/2004	0.19	U	µg/L	0.19
34501	1,1-Dichloroethene		N	SW8260	11/18/2004	0.40	U	µg/L	0.40
77093	cis-1,2-Dichloroethene		N	SW8260	11/18/2004	0.17	U	µg/L	0.17
34546	trans-1,2-Dichloroethene		N	SW8260	11/18/2004	0.17	U	µg/L	0.17
34541	1,2-Dichloropropane		N	SW8260	11/18/2004	0.33	U	µg/L	0.33
34704	cis-1,3-Dichloropropene		N	SW8260	11/18/2004	0.23	U	µg/L	0.23
34699	trans-1,3-Dichloropropene		N	SW8260	11/18/2004	0.25	U	µg/L	0.25
34371	Ethylbenzene		N	SW8260	11/18/2004	0.20	U	µg/L	0.20
77103	2-Hexanone		N	SW8260	11/18/2004	0.28	U	µg/L	0.28

Data Qualifier Code Key:

- * Value exceeds Maximum Contaminant Level
- S Spike Recovery outside accepted recovery limits
- V Analyte detected in the associated Method Blank
- I Analyte detected below quantitation limits
- U Not Detected Above the MDL

Tomoka LF GW Nov 2004

PARAMETER MONITORING REPORT

Ground Water (Rule 62-520.400,.420, .460)

Surface Water (Rule 62-302.500, .510, .503)

Leachate (Rule 62-701.510)

LAB Submission Number: F04110016

Sample Number: F04110016-070

Facility WACS:	64-00027540	**Sample Date/Time:**	11/8/2004 4:00:00 PM
Well/Sampling Point WACS:	15844	**Report Period:**	Tomoka Nov 04
Well/Sampling Point Name:	Leachate	**Well Purged:**	YES
Classification of Groundwater:		**Well Type:**	Compliance
Ground Water Elevation: (NGVD):			

Storet Code	Parameter Monitored	Sampling Method	Filtered Y/N	Analysis Method	Analysis Date	Analysis Result	Q	Units	Detection Limits
77424	Iodomethane		N	SW8260	11/18/2004	0.52	U	µg/L	0.52
81596	4-Methyl-2-pentanone		N	SW8260	11/18/2004	0.26	U	µg/L	0.26
34423	Methylene chloride		N	SW8260	11/18/2004	2.0	U	µg/L	2.0
77128	Styrene		N	SW8260	11/18/2004	0.12	U	µg/L	0.12
77562	1,1,1,2-Tetrachloroethane		N	SW8260	11/18/2004	0.24	U	µg/L	0.24
34516	1,1,2,2-Tetrachloroethane		N	SW8260	11/18/2004	0.44	U	µg/L	0.44
34475	Tetrachloroethene		N	SW8260	11/18/2004	0.17	U	µg/L	0.17
34010	Toluene		N	SW8260	11/18/2004	0.35	U	µg/L	0.35
34506	1,1,1-Trichloroethane		N	SW8260	11/18/2004	0.33	U	µg/L	0.33
34511	1,1,2-Trichloroethane		N	SW8260	11/18/2004	0.17	U	µg/L	0.17
39180	Trichloroethene		N	SW8260	11/18/2004	0.27	U	µg/L	0.27
34488	Trichlorofluoromethane		N	SW8260	11/18/2004	0.50	U	µg/L	0.50
77443	1,2,3-Trichloropropane		N	SW8260	11/18/2004	0.24	U	µg/L	0.24
77057	Vinyl acetate		N	SW8260	11/18/2004	0.46	U	µg/L	0.46
39175	Vinyl chloride		N	SW8260	11/18/2004	0.43	U	µg/L	0.43
34020	Xylenes, Total		N	SW8260	11/18/2004	0.32	U	µg/L	0.32

Data Qualifier Code Key:

- * Value exceeds Maximum Contaminant Level
- S Spike Recovery outside accepted recovery limits
- V Analyte detected in the associated Method Blank
- I Analyte detected below quantitation limits
- U Not Detected Above the MDL

Tomoka LF GW Nov 2004

PARAMETER MONITORING REPORT

Ground Water (Rule 62-520.400,.420, .460)

Surface Water (Rule 62-302.500, .510, .503)

Leachate (Rule 62-701.510)

LAB Submission Number: F04120557

Sample Number: F04120557-001

Facility WACS:	64-00027540	**Sample Date/Time:**	12/17/2004 1:12:00 PM
Well/Sampling Point WACS:	15798	**Report Period:**	Tomoka Nov 04
Well/Sampling Point Name:	B-36	**Well Purged:**	YES
Classification of Groundwater:	G-II	**Well Type:**	Compliance
Ground Water Elevation: (NGVD):	25.33		

Storet Code	Parameter Monitored	Sampling Method	Filtered Y/N	Analysis Method	Analysis Date	Analysis Result	Q	Units	Detection Limits
	FIELD								
	Conductivity	Pump	N	FLD	12/17/2004	665		umhos/c	
	Depth To Water	Pump	N	FLD	12/17/2004	3.94			
	Dissolved Oxygen	Pump	N	FLD	12/17/2004	0.46		mg/L	
	pH	Pump	N	FLD	12/17/2004	6.78		S.U.	
	Reference Elevation	Pump	N	FLD	12/17/2004	29.27			
	Temperature	Pump	N	FLD	12/17/2004	22.28		deg C	
	Turbidity	Pump	N	FLD	12/17/2004	3.07		NTU	
	ORGANICS								
81552	Acetone	Pump	N	SW8260	12/24/2004	3.7	U	µg/L	3.7
34215	Acrylonitrile	Pump	N	SW8260	12/24/2004	2.2	U	µg/L	2.2
34030	Benzene	Pump	N	SW8260	12/24/2004	2.0	*	µg/L	0.23
73085	Bromochloromethane	Pump	N	SW8260	12/24/2004	0.21	U	µg/L	0.21
32101	Bromodichloromethane	Pump	N	SW8260	12/24/2004	0.26	U	µg/L	0.26
32104	Bromoform	Pump	N	SW8260	12/24/2004	0.28	U	µg/L	0.28
34413	Bromomethane	Pump	N	SW8260	12/24/2004	0.60	U	µg/L	0.60
81595	2-Butanone	Pump	N	SW8260	12/24/2004	1.8	U	µg/L	1.8
77041	Carbon disulfide	Pump	N	SW8260	12/24/2004	0.49	U	µg/L	0.49
32102	Carbon tetrachloride	Pump	N	SW8260	12/24/2004	0.29	U	µg/L	0.29
34301	Chlorobenzene	Pump	N	SW8260	12/24/2004	1.7		µg/L	0.15
34311	Chloroethane	Pump	N	SW8260	12/24/2004	0.51	U	µg/L	0.51
32106	Chloroform	Pump	N	SW8260	12/24/2004	0.23	U	µg/L	0.23
34418	Chloromethane	Pump	N	SW8260	12/24/2004	0.50	U	µg/L	0.50
32105	Dibromochloromethane	Pump	N	SW8260	12/24/2004	0.19	U	µg/L	0.19
77596	Dibromomethane	Pump	N	SW8260	12/24/2004	0.30	U	µg/L	0.30
77268	trans-1,4-Dichloro-2-butene	Pump	N	SW8260	12/24/2004	0.64	U	µg/L	0.64
34536	1,2-Dichlorobenzene	Pump	N	SW8260	12/24/2004	0.19	U	µg/L	0.19
34571	1,4-Dichlorobenzene	Pump	N	SW8260	12/24/2004	0.19	U	µg/L	0.19
34496	1,1-Dichloroethane	Pump	N	SW8260	12/24/2004	2.3		µg/L	0.26
34531	1,2-Dichloroethane	Pump	N	SW8260	12/24/2004	0.19	U	µg/L	0.19
34501	1,1-Dichloroethene	Pump	N	SW8260	12/24/2004	0.40	U	µg/L	0.40
77093	cis-1,2-Dichloroethene	Pump	N	SW8260	12/24/2004	0.17	U	µg/L	0.17

Data Qualifier Code Key:

* Value exceeds Maximum Contaminant Level

U Not Detected Above the MDL

I Analyte detected below quantitation limits

Tomoka LF GW Nov 2004

PARAMETER MONITORING REPORT

Ground Water (Rule 62-520.400,.420, .460)

Surface Water (Rule 62-302.500, .510, .503)

Leachate (Rule 62-701.510)

LAB Submission Number: F04120557

Sample Number: F04120557-001

Facility WACS:	64-00027540	**Sample Date/Time:**	12/17/2004 1:12:00 PM
Well/Sampling Point WACS:	15798	**Report Period:**	Tomoka Nov 04
Well/Sampling Point Name:	B-36	**Well Purged:**	YES
Classification of Groundwater:	G-II	**Well Type:**	Compliance
Ground Water Elevation: (NGVD):	25.33		

Storet Code	Parameter Monitored	Sampling Method	Filtered Y/N	Analysis Method	Analysis Date	Analysis Result	Q	Units	Detection Limits
34546	trans-1,2-Dichloroethene	Pump	N	SW8260	12/24/2004	0.17	U	µg/L	0.17
34541	1,2-Dichloropropane	Pump	N	SW8260	12/24/2004	0.33	U	µg/L	0.33
34704	cis-1,3-Dichloropropene	Pump	N	SW8260	12/24/2004	0.23	U	µg/L	0.23
34699	trans-1,3-Dichloropropene	Pump	N	SW8260	12/24/2004	0.25	U	µg/L	0.25
34371	Ethylbenzene	Pump	N	SW8260	12/24/2004	0.20	U	µg/L	0.20
77103	2-Hexanone	Pump	N	SW8260	12/24/2004	0.28	U	µg/L	0.28
77424	Iodomethane	Pump	N	SW8260	12/24/2004	0.52	U	µg/L	0.52
81596	4-Methyl-2-pentanone	Pump	N	SW8260	12/24/2004	0.26	U	µg/L	0.26
34423	Methylene chloride	Pump	N	SW8260	12/24/2004	2.0	U	µg/L	2.0
77128	Styrene	Pump	N	SW8260	12/24/2004	0.12	U	µg/L	0.12
77562	1,1,1,2-Tetrachloroethane	Pump	N	SW8260	12/24/2004	0.24	U	µg/L	0.24
34516	1,1,2,2-Tetrachloroethane	Pump	N	SW8260	12/24/2004	0.44	U	µg/L	0.44
34475	Tetrachloroethene	Pump	N	SW8260	12/24/2004	0.17	U	µg/L	0.17
34010	Toluene	Pump	N	SW8260	12/24/2004	0.78	I	µg/L	0.35
34506	1,1,1-Trichloroethane	Pump	N	SW8260	12/24/2004	0.33	U	µg/L	0.33
34511	1,1,2-Trichloroethane	Pump	N	SW8260	12/24/2004	0.17	U	µg/L	0.17
39180	Trichloroethene	Pump	N	SW8260	12/24/2004	0.27	U	µg/L	0.27
34488	Trichlorofluoromethane	Pump	N	SW8260	12/24/2004	0.50	U	µg/L	0.50
77443	1,2,3-Trichloropropane	Pump	N	SW8260	12/24/2004	0.24	U	µg/L	0.24
77057	Vinyl acetate	Pump	N	SW8260	12/24/2004	0.46	U	µg/L	0.46
39175	Vinyl chloride	Pump	N	SW8260	12/24/2004	16	*	µg/L	0.43
34020	Xylenes, Total	Pump	N	SW8260	12/24/2004	1.0		µg/L	0.32

Data Qualifier Code Key:

* Value exceeds Maximum Contaminant Level

U Not Detected Above the MDL

I Analyte detected below quantitation limits

Tomoka LF GW Nov 2004

PARAMETER MONITORING REPORT

Ground Water (Rule 62-520.400,.420, .460)

Surface Water (Rule 62-302.500, .510, .503)

Leachate (Rule 62-701.510)

LAB Submission Number: F04120557

Sample Number: F04120557-002

Facility WACS:	64-00027540	**Sample Date/Time:**	12/17/2004 1:00:00 PM
Well/Sampling Point WACS:		**Report Period:**	Tomoka Nov 04
Well/Sampling Point Name:	EQ Blank	**Well Purged:**	YES
Classification of Groundwater:	0	**Well Type:**	
Ground Water Elevation: (NGVD):			

Storet Code	Parameter Monitored	Sampling Method	Filtered Y/N	Analysis Method	Analysis Date	Analysis Result	Q	Units	Detection Limits
	ORGANICS								
81552	Acetone		N	SW8260	12/24/2004	3.7	U	µg/L	3.7
34215	Acrylonitrile		N	SW8260	12/24/2004	2.2	U	µg/L	2.2
34030	Benzene		N	SW8260	12/24/2004	0.23	U	µg/L	0.23
73085	Bromochloromethane		N	SW8260	12/24/2004	0.21	U	µg/L	0.21
32101	Bromodichloromethane		N	SW8260	12/24/2004	0.26	U	µg/L	0.26
32104	Bromoform		N	SW8260	12/24/2004	0.28	U	µg/L	0.28
34413	Bromomethane		N	SW8260	12/24/2004	0.60	U	µg/L	0.60
81595	2-Butanone		N	SW8260	12/24/2004	1.8	U	µg/L	1.8
77041	Carbon disulfide		N	SW8260	12/24/2004	0.49	U	µg/L	0.49
32102	Carbon tetrachloride		N	SW8260	12/24/2004	0.29	U	µg/L	0.29
34301	Chlorobenzene		N	SW8260	12/24/2004	0.15	U	µg/L	0.15
34311	Chloroethane		N	SW8260	12/24/2004	0.51	U	µg/L	0.51
32106	Chloroform		N	SW8260	12/24/2004	0.23	U	µg/L	0.23
34418	Chloromethane		N	SW8260	12/24/2004	0.50	U	µg/L	0.50
32105	Dibromochloromethane		N	SW8260	12/24/2004	0.19	U	µg/L	0.19
77596	Dibromomethane		N	SW8260	12/24/2004	0.30	U	µg/L	0.30
77268	trans-1,4-Dichloro-2-butene		N	SW8260	12/24/2004	0.64	U	µg/L	0.64
34536	1,2-Dichlorobenzene		N	SW8260	12/24/2004	0.19	U	µg/L	0.19
34571	1,4-Dichlorobenzene		N	SW8260	12/24/2004	0.19	U	µg/L	0.19
34496	1,1-Dichloroethane		N	SW8260	12/24/2004	0.26	U	µg/L	0.26
34531	1,2-Dichloroethane		N	SW8260	12/24/2004	0.19	U	µg/L	0.19
34501	1,1-Dichloroethene		N	SW8260	12/24/2004	0.40	U	µg/L	0.40
77093	cis-1,2-Dichloroethene		N	SW8260	12/24/2004	0.17	U	µg/L	0.17
34546	trans-1,2-Dichloroethene		N	SW8260	12/24/2004	0.17	U	µg/L	0.17
34541	1,2-Dichloropropane		N	SW8260	12/24/2004	0.33	U	µg/L	0.33
34704	cis-1,3-Dichloropropene		N	SW8260	12/24/2004	0.23	U	µg/L	0.23
34699	trans-1,3-Dichloropropene		N	SW8260	12/24/2004	0.25	U	µg/L	0.25
34371	Ethylbenzene		N	SW8260	12/24/2004	0.20	U	µg/L	0.20
77103	2-Hexanone		N	SW8260	12/24/2004	0.28	U	µg/L	0.28
77424	Iodomethane		N	SW8260	12/24/2004	0.52	U	µg/L	0.52
81596	4-Methyl-2-pentanone		N	SW8260	12/24/2004	0.26	U	µg/L	0.26

Data Qualifier Code Key:

* Value exceeds Maximum Contaminant Level

U Not Detected Above the MDL

I Analyte detected below quantitation limits

Tomoka LF GW Nov 2004

PARAMETER MONITORING REPORT

Ground Water (Rule 62-520.400,.420, .460)

Surface Water (Rule 62-302.500, .510, .503)

Leachate (Rule 62-701.510)

LAB Submission Number: F04120557

Sample Number: F04120557-002

Facility WACS:	64-00027540	**Sample Date/Time:**	12/17/2004 1:00:00 PM
Well/Sampling Point WACS:		**Report Period:**	Tomoka Nov 04
Well/Sampling Point Name:	EQ Blank	**Well Purged:**	YES
Classification of Groundwater:	0	**Well Type:**	
Ground Water Elevation: (NGVD):			

Storet Code	Parameter Monitored	Sampling Method	Filtered Y/N	Analysis Method	Analysis Date	Analysis Result	Q	Units	Detection Limits
34423	Methylene chloride		N	SW8260	12/24/2004	2.0	U	µg/L	2.0
77128	Styrene		N	SW8260	12/24/2004	0.12	U	µg/L	0.12
77562	1,1,1,2-Tetrachloroethane		N	SW8260	12/24/2004	0.24	U	µg/L	0.24
34516	1,1,2,2-Tetrachloroethane		N	SW8260	12/24/2004	0.44	U	µg/L	0.44
34475	Tetrachloroethene		N	SW8260	12/24/2004	0.17	U	µg/L	0.17
34010	Toluene		N	SW8260	12/24/2004	0.35	U	µg/L	0.35
34506	1,1,1-Trichloroethane		N	SW8260	12/24/2004	0.33	U	µg/L	0.33
34511	1,1,2-Trichloroethane		N	SW8260	12/24/2004	0.17	U	µg/L	0.17
39180	Trichloroethene		N	SW8260	12/24/2004	0.27	U	µg/L	0.27
34488	Trichlorofluoromethane		N	SW8260	12/24/2004	0.50	U	µg/L	0.50
77443	1,2,3-Trichloropropane		N	SW8260	12/24/2004	0.24	U	µg/L	0.24
77057	Vinyl acetate		N	SW8260	12/24/2004	0.46	U	µg/L	0.46
39175	Vinyl chloride		N	SW8260	12/24/2004	0.43	U	µg/L	0.43
34020	Xylenes, Total		N	SW8260	12/24/2004	0.32	U	µg/L	0.32

Data Qualifier Code Key:

* Value exceeds Maximum Contaminant Level

U Not Detected Above the MDL

I Analyte detected below quantitation limits

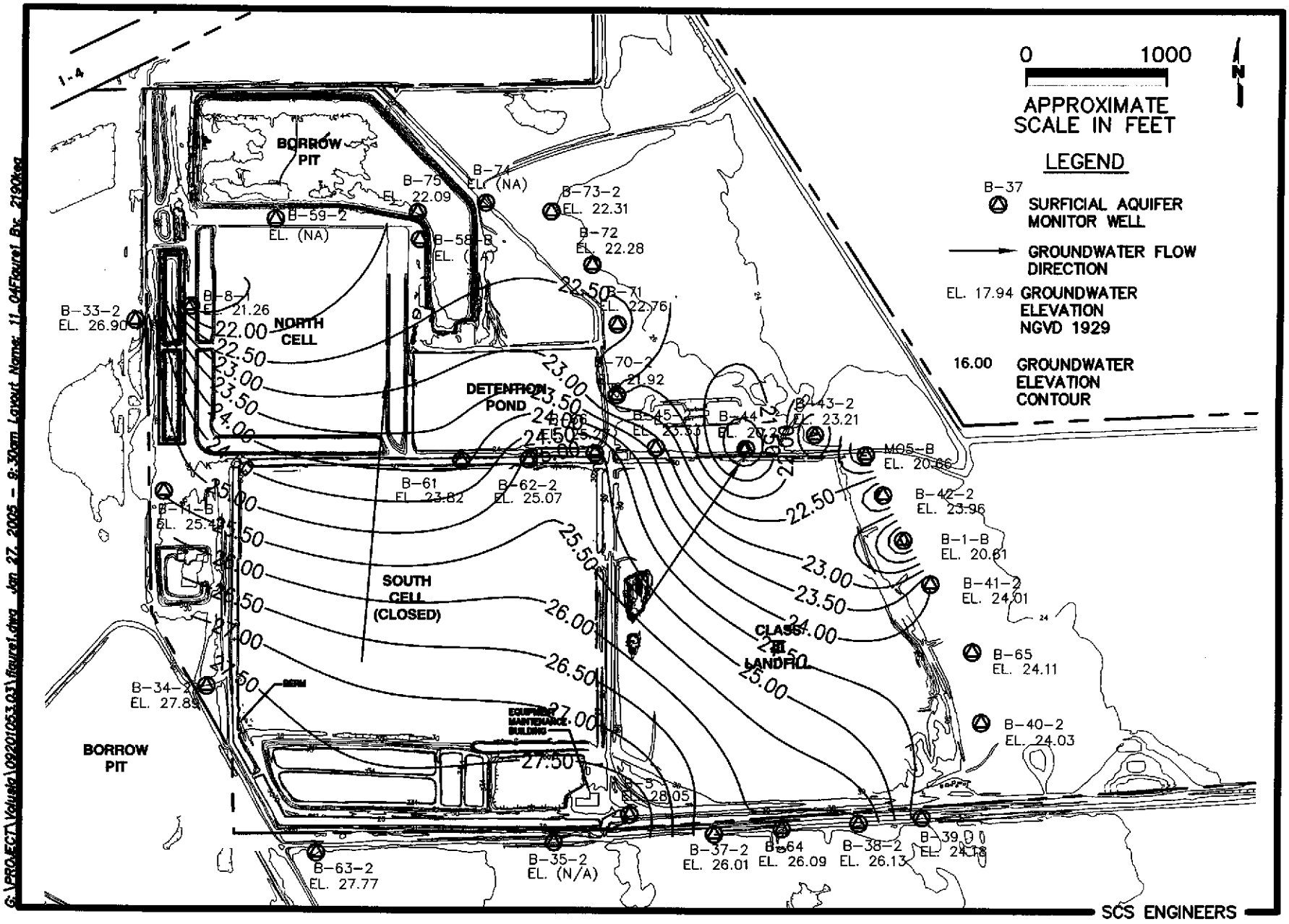

Figure 1. Groundwater Elevation Contour Map, Aquifer Zone 1–2, Tomoka Farms Road Landfill, November 2004

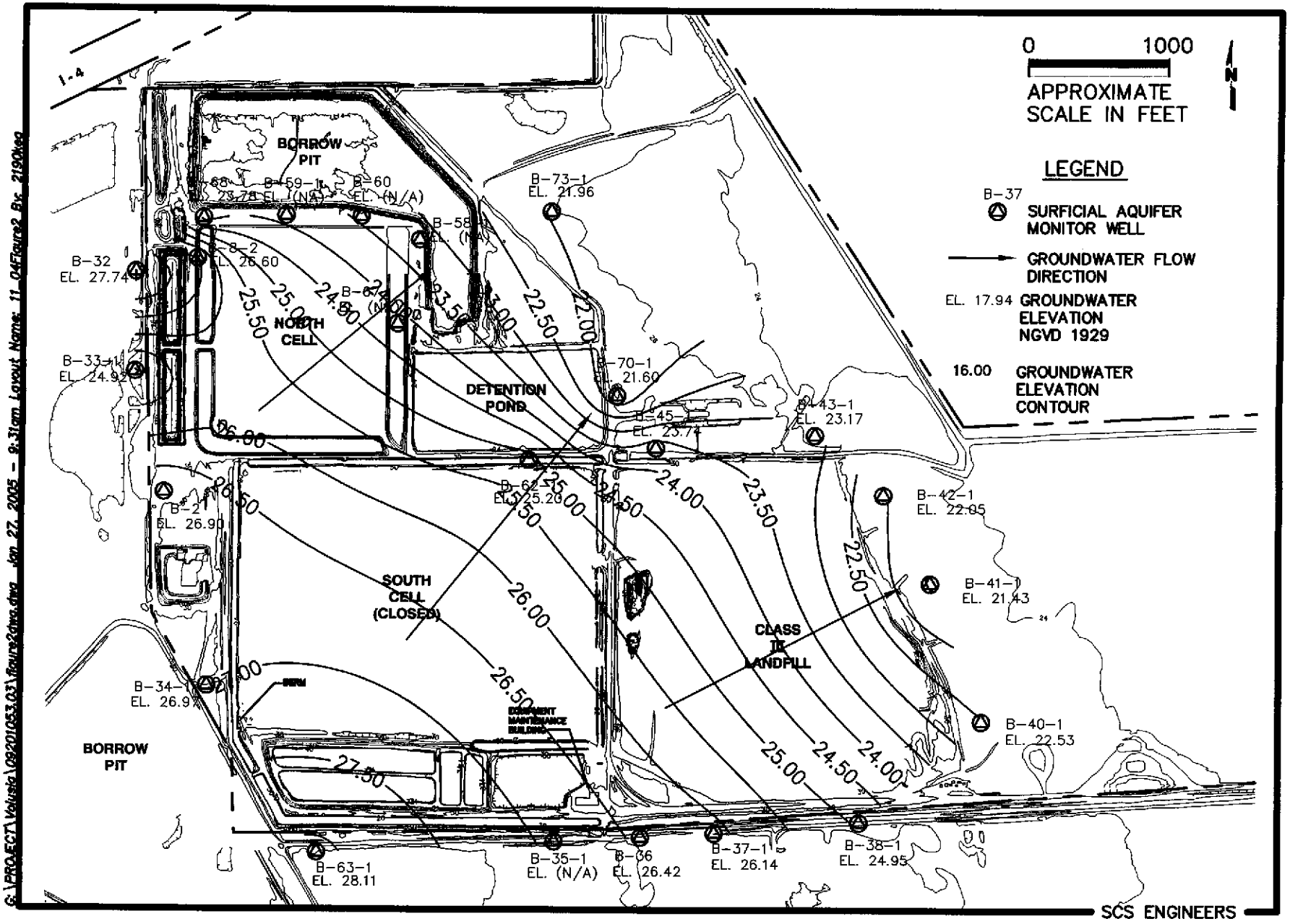

Figure 2. Groundwater Elevation Contour Map, Aquifer Zone 4, Tomoka Farms Road Landfill, November 2004

DEP-SOP-001/01
FS 2200 Groundwater Sampling
Form FD 9000-24

GROUNDWATER SAMPLING LOG

SITE NAME: Tomoka LF		SITE LOCATION: Volusia	
WELL NO: EQ	SAMPLE ID:		DATE: 11/1/04

PURGING DATA

WELL DIAMETER (inches):	TUBING DIAMETER (inches):	WELL SCREEN INTERVAL DEPTH: feet to feet	STATIC DEPTH TO WATER (feet):	PURGE PUMP TYPE OR BAILER: PP

WELL VOLUME PURGE: 1 WELL VOLUME = (TOTAL WELL DEPTH – STATIC DEPTH TO WATER) X WELL CAPACITY
(only fill out if applicable)
= (feet – feet) X .16 gallons/foot = gallons

EQUIPMENT VOLUME PURGE: 1 EQUIPMENT VOL. = PUMP VOLUME + (TUBING CAPACITY X TUBING LENGTH) + FLOW CELL VOLUME
(only fill out if applicable)
= gallons + (gallons/foot X feet) + gallons = gallons

INITIAL PUMP OR TUBING DEPTH IN WELL (feet):	FINAL PUMP OR TUBING DEPTH IN WELL (feet):	PURGING INITIATED AT:	PURGING ENDED AT:	TOTAL VOLUME PURGED (gallons):

TIME	VOLUME PURGED (gallons)	CUMUL. VOLUME PURGED (gallons)	PURGE RATE (gpm)	DEPTH TO WATER (feet)	pH (standard units)	TEMP. (°C)	COND. (µmhos/cm or µS/cm)	DISSOLVED OXYGEN (circle mg/L or % saturation)	TURBIDITY (NTUs)	COLOR (describe)	ODOR (describe)
950											

WELL CAPACITY (Gallons Per Foot): 0.75" = 0.02; 1" = 0.04; 1.25" = 0.06; 2" = 0.16; 3" = 0.37; 4" = 0.65; 6" = 1.02; 6" = 1.47; 12" = 5.88
TUBING INSIDE DIA. CAPACITY (Gal./Ft.): 1/8" = 0.0006; 3/16" = 0.0014; 1/4" = 0.0026; 5/16" = 0.004; 3/8" = 0.006; 1/2" = 0.010; 5/8" = 0.016

SAMPLING DATA

SAMPLED BY (PRINT) / AFFILIATION: Lidelle/FEID	SAMPLER(S) SIGNATURES:	SAMPLING INITIATED AT: 950	SAMPLING ENDED AT:
PUMP OR TUBING DEPTH IN WELL (feet):	SAMPLE PUMP FLOW RATE (mL per minute):	TUBING MATERIAL CODE: PE	
FIELD DECONTAMINATION: Y N	FIELD-FILTERED: Y N Filtration Equipment Type:	FILTER SIZE: ____ µm	DUPLICATE: Y N

SAMPLE CONTAINER SPECIFICATION				SAMPLE PRESERVATION				
SAMPLE ID CODE	# CONTAINERS	MATERIAL CODE	VOLUME	PRESERVATIVE USED	TOTAL VOL ADDED IN FIELD (mL)	FINAL pH	INTENDED ANALYSIS AND/OR METHOD	SAMPLING EQUIPMENT CODE

REMARKS:

MATERIAL CODES: AG = Amber Glass; CG = Clear Glass; PE = Polyethylene; PP = Polypropylene; S = Silicone; T = Teflon; O = Other (Specify)

SAMPLING/PURGING EQUIPMENT CODES: APP = After Peristaltic Pump; B = Bailer; BP = Bladder Pump; ESP = Electric Submersible Pump; PP = Peristaltic Pump; RFPP = Reverse Flow Peristaltic Pump; SM = Straw Method (Tubing Gravity Drain); VT = Vacuum Trap; O = Other (Specify)

NOTES: 1. **The above do not constitute all of the information required by Chapter 62-160, F.A.C.**
2. STABILIZATION CRITERIA FOR RANGE OF VARIATION OF LAST THREE CONSECUTIVE READINGS (SEE FS 2212, SECTION 3)
pH: ± 0.2 units **Temperature:** ± 0.2 °C **Specific Conductance:** ± 5% **Dissolved Oxygen:** all readings ≤ 20% saturation (see Table FS 2200-2); optionally, ± 0.2 mg/L or ± 10% (whichever is greater) **Turbidity:** all readings ≤ 20 NTU; optionally ± 5 NTU or ± 10% (whichever is greater)

DEP-SOP-001/01
FS 2200 Groundwater Sampling
Form FD 9000-24

GROUNDWATER SAMPLING LOG

SITE NAME: Tomclea LP		SITE LOCATION: Volusia	
WELL NO: B40-1	SAMPLE ID:		DATE: 11/1/04

PURGING DATA

WELL DIAMETER (inches): 2	TUBING DIAMETER (inches): 3/8	WELL SCREEN INTERVAL DEPTH: feet to feet	STATIC DEPTH TO WATER (feet):	PURGE PUMP TYPE OR BAILER: PP

WELL VOLUME PURGE: 1 WELL VOLUME = (TOTAL WELL DEPTH – STATIC DEPTH TO WATER) X WELL CAPACITY
(only fill out if applicable)
= (29.4 feet – 5.11 feet) X .16 gallons/foot = 3.91 gallons

EQUIPMENT VOLUME PURGE: 1 EQUIPMENT VOL. = PUMP VOLUME + (TUBING CAPACITY X TUBING LENGTH) + FLOW CELL VOLUME
(only fill out if applicable)
= gallons + (gallons/foot X feet) + gallons = gallons

INITIAL PUMP OR TUBING DEPTH IN WELL (feet):	FINAL PUMP OR TUBING DEPTH IN WELL (feet):	PURGING INITIATED AT: 1000	PURGING ENDED AT: 1012	TOTAL VOLUME PURGED (gallons): 6.0

TIME	VOLUME PURGED (gallons)	CUMUL. VOLUME PURGED (gallons)	PURGE RATE (gpm)	DEPTH TO WATER (feet)	pH (standard units)	TEMP. (°C)	COND. (µmhos/cm or µS/cm)	DISSOLVED OXYGEN (circle mg/L or % saturation)	TURBIDITY (NTUs)	COLOR (describe)	ODOR (describe)
1008	4.0	4.0	.5	6.24	4.98	22.4	438	1.61	1.40	no	yes
1010	1.0	5.0	.5	6.24	4.92	22.4	442	1.54	1.21		
1012	1.0	6.0	.5	6.24	4.90	22.4	445	1.51	1.02		

WELL CAPACITY (Gallons Per Foot): 0.75" = 0.02; 1" = 0.04; 1.25" = 0.06; 2" = 0.16; 3" = 0.37; 4" = 0.65; 5" = 1.02; 6" = 1.47; 12" = 5.88
TUBING INSIDE DIA. CAPACITY (Gal./Ft.): 1/8" = 0.0006; 3/16" = 0.0014; 1/4" = 0.0026; 5/16" = 0.004; 3/8" = 0.006; 1/2" = 0.010; 5/8" = 0.016

SAMPLING DATA

SAMPLED BY (PRINT) / AFFILIATION: Cidette Elo	SAMPLER(S) SIGNATURES:	SAMPLING INITIATED AT: 1013	SAMPLING ENDED AT:
PUMP OR TUBING DEPTH IN WELL (feet):	SAMPLE PUMP FLOW RATE (mL per minute):	TUBING MATERIAL CODE: PE	
FIELD DECONTAMINATION: (Y) N	FIELD-FILTERED: Y (N) FILTER SIZE: ____ µm Filtration Equipment Type:	DUPLICATE: (Y) N	

SAMPLE CONTAINER SPECIFICATION				SAMPLE PRESERVATION			INTENDED ANALYSIS AND/OR METHOD	SAMPLING EQUIPMENT CODE
SAMPLE ID CODE	# CONTAINERS	MATERIAL CODE	VOLUME	PRESERVATIVE USED	TOTAL VOL ADDED IN FIELD (mL)	FINAL pH		

REMARKS:

MATERIAL CODES: AG = Amber Glass; CG = Clear Glass; PE = Polyethylene; PP = Polypropylene; S = Silicone; T = Teflon; O = Other (Specify)

SAMPLING/PURGING EQUIPMENT CODES: APP = After Peristaltic Pump; B = Bailer; BP = Bladder Pump; ESP = Electric Submersible Pump; PP = Peristaltic Pump; RFPP = Reverse Flow Peristaltic Pump; SM = Straw Method (Tubing Gravity Drain); VT = Vacuum Trap; O = Other (Specify)

NOTES: 1. **The above do not constitute all of the information required by Chapter 62-160, F.A.C.**
2. STABILIZATION CRITERIA FOR RANGE OF VARIATION OF LAST THREE CONSECUTIVE READINGS (SEE FS 2212, SECTION 3)
pH: ± 0.2 units **Temperature:** ± 0.2 °C **Specific Conductance:** ± 5% **Dissolved Oxygen:** all readings ≤ 20% saturation (see Table FS 2200-2); optionally, ± 0.2 mg/L or ± 10% (whichever is greater) **Turbidity:** all readings ≤ 20 NTU; optionally ± 5 NTU or ± 10% (whichever is greater)

DEP-SOP-001/01
FS 2200 Groundwater Sampling
Form FD 9000-24

GROUNDWATER SAMPLING LOG

SITE NAME: Tomdu		SITE LOCATION: Volusia	
WELL NO: B40-2	SAMPLE ID:		DATE: 11/1/04

PURGING DATA

WELL DIAMETER (inches): 2	TUBING DIAMETER (inches): 3/8	WELL SCREEN INTERVAL DEPTH: feet to feet	STATIC DEPTH TO WATER (feet):	PURGE PUMP TYPE OR BAILER: PP

WELL VOLUME PURGE: 1 WELL VOLUME = (TOTAL WELL DEPTH – STATIC DEPTH TO WATER) X WELL CAPACITY
only fill out if applicable)
= (15.3 feet – 3.65 feet) X .16 gallons/foot = 1.86 gallons

EQUIPMENT VOLUME PURGE: 1 EQUIPMENT VOL. = PUMP VOLUME + (TUBING CAPACITY X TUBING LENGTH) + FLOW CELL VOLUME
(only fill out if applicable)
= gallons + (gallons/foot X feet) + gallons = gallons

INITIAL PUMP OR TUBING DEPTH IN WELL (feet):	FINAL PUMP OR TUBING DEPTH IN WELL (feet):	PURGING INITIATED AT: 1025	PURGING ENDED AT: 1038	TOTAL VOLUME PURGED (gallons): 3.0

TIME	VOLUME PURGED (gallons)	CUMUL. VOLUME PURGED (gallons)	PURGE RATE (gpm)	DEPTH TO WATER (feet)	pH (standard units)	TEMP. (°C)	COND. (µmhos/cm or µS/cm)	DISSOLVED OXYGEN (circle mg/L or % saturation)	TURBIDITY (NTUs)	COLOR (describe)	ODOR (describe)
1033	2.0	2.0	.25	5.42	5.81	22.9	500	1.46	16.8	no	yes
1036	.5	2.5		5.42	5.82	23.0	509	1.41	15.2		
1038	.5	3.0		5.42	5.84	23.0	515	1.37	14.8		

WELL CAPACITY (Gallons Per Foot): 0.75" = 0.02; 1" = 0.04; 1.25" = 0.06; 2" = 0.16; 3" = 0.37; 4" = 0.65; 5" = 1.02; 6" = 1.47; 12" = 5.88
TUBING INSIDE DIA. CAPACITY (Gal./Ft.): 1/8" = 0.0006; 3/16" = 0.0014; 1/4" = 0.0026; 5/16" = 0.004; 3/8" = 0.006; 1/2" = 0.010; 5/8" = 0.016

SAMPLING DATA

SAMPLED BY (PRINT) / AFFILIATION: Lidelle Elad	SAMPLER(S) SIGNATURES:	SAMPLING INITIATED AT: 1039	SAMPLING ENDED AT:
PUMP OR TUBING DEPTH IN WELL (feet):	SAMPLE PUMP FLOW RATE (mL per minute):	TUBING MATERIAL CODE: pe	
FIELD DECONTAMINATION: (Y) N	FIELD-FILTERED: Y (N) FILTER SIZE: ____ µm Filtration Equipment Type:	DUPLICATE: Y (N)	

SAMPLE CONTAINER SPECIFICATION				SAMPLE PRESERVATION			INTENDED ANALYSIS AND/OR METHOD	SAMPLING EQUIPMENT CODE
SAMPLE ID CODE	# CONTAINERS	MATERIAL CODE	VOLUME	PRESERVATIVE USED	TOTAL VOL ADDED IN FIELD (mL)	FINAL pH		

REMARKS:

MATERIAL CODES: AG = Amber Glass; CG = Clear Glass; PE = Polyethylene; PP = Polypropylene; S = Silicone; T = Teflon; O = Other (Specify)

SAMPLING/PURGING EQUIPMENT CODES: APP = After Peristaltic Pump; B = Bailer; BP = Bladder Pump; ESP = Electric Submersible Pump; PP = Peristaltic Pump; RFPP = Reverse Flow Peristaltic Pump; SM = Straw Method (Tubing Gravity Drain); VT = Vacuum Trap; O = Other (Specify)

NOTES: 1. The above do not constitute all of the information required by Chapter 62-160, F.A.C.
2. STABILIZATION CRITERIA FOR RANGE OF VARIATION OF LAST THREE CONSECUTIVE READINGS (SEE FS 2212, SECTION 3)
pH: ± 0.2 units **Temperature:** ± 0.2 °C **Specific Conductance:** ± 5% **Dissolved Oxygen:** all readings ≤ 20% saturation (see Table FS 2200-2); optionally, ± 0.2 mg/L or ± 10% (whichever is greater) **Turbidity:** all readings ≤ 20 NTU; optionally ± 5 NTU or ± 10% (whichever is greater)

DEP-SOP-001/01
FS 2200 Groundwater Sampling
Form FD 9000-24

GROUNDWATER SAMPLING LOG

SITE NAME: Tomdu		SITE LOCATION: Colier	
WELL NO: B65	SAMPLE ID:		DATE: 11/1/04

PURGING DATA

WELL DIAMETER (inches): 2	TUBING DIAMETER (inches): 3/8	WELL SCREEN INTERVAL DEPTH: feet to feet	STATIC DEPTH TO WATER (feet):	PURGE PUMP TYPE OR BAILER: PP

WELL VOLUME PURGE: 1 WELL VOLUME = (TOTAL WELL DEPTH – STATIC DEPTH TO WATER) X WELL CAPACITY
(only fill out if applicable)
= (17.7 feet – 3.93 feet) X .16 gallons/foot = 2.20 gallons

EQUIPMENT VOLUME PURGE: 1 EQUIPMENT VOL. = PUMP VOLUME + (TUBING CAPACITY X TUBING LENGTH) + FLOW CELL VOLUME
(only fill out if applicable)
= gallons + (gallons/foot X feet) + gallons = gallons

INITIAL PUMP OR TUBING DEPTH IN WELL (feet):	FINAL PUMP OR TUBING DEPTH IN WELL (feet):	PURGING INITIATED AT: 1055	PURGING ENDED AT: 1108	TOTAL VOLUME PURGED (gallons): 3.25

TIME	VOLUME PURGED (gallons)	CUMUL. VOLUME PURGED (gallons)	PURGE RATE (gpm)	DEPTH TO WATER (feet)	pH (standard units)	TEMP. (°C)	COND. (µmhos/cm or µS/cm)	DISSOLVED OXYGEN (circle mg/L or % saturation)	TURBIDITY (NTUs)	COLOR (describe)	ODOR (describe)
1056	2.25	2.25	.25	5.69	5.66	23.7	815	1.53	1.12	no	yes
1106	.5	2.75		5.69	5.68	23.7	814	1.51	1.08		
1108	.5	3.25		5.69	5.70	23.6	813	1.47	1.01		

WELL CAPACITY (Gallons Per Foot): 0.75" = 0.02; 1" = 0.04; 1.25" = 0.06; 2" = 0.16; 3" = 0.37; 4" = 0.65; 5" = 1.02; 6" = 1.47; 12" = 5.88
TUBING INSIDE DIA. CAPACITY (Gal./Ft.): 1/8" = 0.0006; 3/16" = 0.0014; 1/4" = 0.0026; 5/16" = 0.004; 3/8" = 0.006; 1/2" = 0.010; 5/8" = 0.016

SAMPLING DATA

SAMPLED BY (PRINT) / AFFILIATION: Liddie Field	SAMPLER(S) SIGNATURES:	SAMPLING INITIATED AT: 1109	SAMPLING ENDED AT:
PUMP OR TUBING DEPTH IN WELL (feet):	SAMPLE PUMP FLOW RATE (mL per minute):	TUBING MATERIAL CODE: pe	
FIELD DECONTAMINATION: (Y) N	FIELD-FILTERED: Y (N) Filtration Equipment Type: FILTER SIZE: ____ µm	DUPLICATE: Y (N)	

SAMPLE CONTAINER SPECIFICATION				SAMPLE PRESERVATION				
SAMPLE ID CODE	# CONTAINERS	MATERIAL CODE	VOLUME	PRESERVATIVE USED	TOTAL VOL ADDED IN FIELD (mL)	FINAL pH	INTENDED ANALYSIS AND/OR METHOD	SAMPLING EQUIPMENT CODE

REMARKS:

MATERIAL CODES: AG = Amber Glass; CG = Clear Glass; PE = Polyethylene; PP = Polypropylene; S = Silicone; T = Teflon; O = Other (Specify)

SAMPLING/PURGING EQUIPMENT CODES: APP = After Peristaltic Pump; B = Bailer; BP = Bladder Pump; ESP = Electric Submersible Pump; PP = Peristaltic Pump; RFPP = Reverse Flow Peristaltic Pump; SM = Straw Method (Tubing Gravity Drain); VT = Vacuum Trap; O = Other (Specify)

NOTES: 1. **The above do not constitute all of the information required by Chapter 62-160, F.A.C.**
2. STABILIZATION CRITERIA FOR RANGE OF VARIATION OF LAST THREE CONSECUTIVE READINGS (SEE FS 2212, SECTION 3)
pH: ± 0.2 units **Temperature:** ± 0.2 °C **Specific Conductance:** ± 5% **Dissolved Oxygen:** all readings ≤ 20% saturation (see Table FS 2200-2); optionally, ± 0.2 mg/L or ± 10% (whichever is greater) **Turbidity:** all readings ≤ 20 NTU; optionally ± 5 NTU or ± 10% (whichever is greater).

DEP-SOP-001/01
FS 2200 Groundwater Sampling
Form FD 9000-24

GROUNDWATER SAMPLING LOG

SITE NAME: Tomoka LF		SITE LOCATION: Volusia	
WELL NO: B1B	SAMPLE ID:		DATE: 11/1/04

PURGING DATA

WELL DIAMETER (inches): 2	TUBING DIAMETER (inches): 3/8	WELL SCREEN INTERVAL DEPTH: feet to feet	STATIC DEPTH TO WATER (feet): 6.70	PURGE PUMP TYPE OR BAILER: PP

WELL VOLUME PURGE: 1 WELL VOLUME = (TOTAL WELL DEPTH – STATIC DEPTH TO WATER) X WELL CAPACITY
(only fill out if applicable)
= (29.0 feet – 6.70 feet) X .16 gallons/foot = 3.56 gallons

EQUIPMENT VOLUME PURGE: 1 EQUIPMENT VOL. = PUMP VOLUME + (TUBING CAPACITY X TUBING LENGTH) + FLOW CELL VOLUME
(only fill out if applicable)
= gallons + (gallons/foot X feet) + gallons = gallons

INITIAL PUMP OR TUBING DEPTH IN WELL (feet):	FINAL PUMP OR TUBING DEPTH IN WELL (feet):	PURGING INITIATED AT: 1130	PURGING ENDED AT: 1142	TOTAL VOLUME PURGED (gallons): 6.0

TIME	VOLUME PURGED (gallons)	CUMUL. VOLUME PURGED (gallons)	PURGE RATE (gpm)	DEPTH TO WATER (feet)	pH (standard units)	TEMP. (°C)	COND. (µmhos/cm or µS/cm)	DISSOLVED OXYGEN (circle mg/L or % saturation)	TURBIDITY (NTUs)	COLOR (describe)	ODOR (describe)
1138	4.0	4.0	.5	7.44	5.71	23.2	1256	1.48	5.26	no	no
1140	1.0	5.0		7.44	5.77	23.3	1269	1.41	3.41		
1142	1.0	6.0		7.44	5.82	23.3	1277	1.36	2.77		

WELL CAPACITY (Gallons Per Foot): 0.75" = 0.02; 1" = 0.04; 1.25" = 0.06; 2" = 0.16; 3" = 0.37; 4" = 0.65; 5" = 1.02; 6" = 1.47; 12" = 5.88
TUBING INSIDE DIA. CAPACITY (Gal./Ft.): 1/8" = 0.0006; 3/16" = 0.0014; 1/4" = 0.0026; 5/16" = 0.004; 3/8" = 0.006; 1/2" = 0.010; 5/8" = 0.016

SAMPLING DATA

SAMPLED BY (PRINT) / AFFILIATION: [illegible]	SAMPLER(S) SIGNATURES: [illegible]	SAMPLING INITIATED AT: 1143	SAMPLING ENDED AT:
PUMP OR TUBING DEPTH IN WELL (feet):	SAMPLE PUMP FLOW RATE (mL per minute):	TUBING MATERIAL CODE: PE	
FIELD DECONTAMINATION: (Y) N	FIELD-FILTERED: Y (N) Filtration Equipment Type: FILTER SIZE: ____ µm	DUPLICATE: Y (N)	

SAMPLE CONTAINER SPECIFICATION				SAMPLE PRESERVATION			INTENDED ANALYSIS AND/OR METHOD	SAMPLING EQUIPMENT CODE
SAMPLE ID CODE	# CONTAINERS	MATERIAL CODE	VOLUME	PRESERVATIVE USED	TOTAL VOL ADDED IN FIELD (mL)	FINAL pH		

REMARKS:

MATERIAL CODES: AG = Amber Glass; CG = Clear Glass; PE = Polyethylene; PP = Polypropylene; S = Silicone; T = Teflon; O = Other (Specify)

SAMPLING/PURGING EQUIPMENT CODES: APP = After Peristaltic Pump; B = Bailer; BP = Bladder Pump; ESP = Electric Submersible Pump; PP = Peristaltic Pump; RFPP = Reverse Flow Peristaltic Pump; SM = Straw Method (Tubing Gravity Drain); VT = Vacuum Trap; O = Other (Specify)

NOTES: 1. The above do not constitute all of the information required by Chapter 62-160, F.A.C.
2. STABILIZATION CRITERIA FOR RANGE OF VARIATION OF LAST THREE CONSECUTIVE READINGS (SEE FS 2212, SECTION 3)
pH: ± 0.2 units **Temperature:** ± 0.2 °C **Specific Conductance:** ± 5% **Dissolved Oxygen:** all readings ≤ 20% saturation (see Table FS 2200-2); optionally, ± 0.2 mg/L or ± 10% (whichever is greater) **Turbidity:** all readings ≤ 20 NTU; optionally ± 5 NTU or ± 10% (whichever is greater)

DEP-SOP-001/01
FS 2200 Groundwater Sampling
Form FD 9000-24

GROUNDWATER SAMPLING LOG

SITE NAME: Tomoka LF	SITE LOCATION: Volusia	
WELL NO: B42-1	SAMPLE ID:	DATE: 11/1/04

PURGING DATA

WELL DIAMETER (inches): 2	TUBING DIAMETER (inches): 3/8	WELL SCREEN INTERVAL DEPTH: feet to feet	STATIC DEPTH TO WATER (feet):	PURGE PUMP TYPE OR BAILER: PP

WELL VOLUME PURGE: 1 WELL VOLUME = (TOTAL WELL DEPTH – STATIC DEPTH TO WATER) X WELL CAPACITY
(only fill out if applicable)
= (31.55 feet – 6.45 feet) X .16 gallons/foot = 4.01 gallons

EQUIPMENT VOLUME PURGE: 1 EQUIPMENT VOL. = PUMP VOLUME + (TUBING CAPACITY X TUBING LENGTH) + FLOW CELL VOLUME
(only fill out if applicable)
= gallons + (gallons/foot X feet) + gallons = gallons

INITIAL PUMP OR TUBING DEPTH IN WELL (feet):	FINAL PUMP OR TUBING DEPTH IN WELL (feet):	PURGING INITIATED AT: 1200	PURGING ENDED AT: 1212	TOTAL VOLUME PURGED (gallons): 6.0

TIME	VOLUME PURGED (gallons)	CUMUL. VOLUME PURGED (gallons)	PURGE RATE (gpm)	DEPTH TO WATER (feet)	pH (standard units)	TEMP. (°C)	COND. (µmhos/cm or µS/cm)	DISSOLVED OXYGEN (circle mg/L or % saturation)	TURBIDITY (NTUs)	COLOR (describe)	ODOR (describe)
1208	4.0	4.0	.5	~~7.86~~	5.44	22.7	1335	1.63	4.15	no	no
1210	1.0	5.0		7.86	5.39	22.60	1355	1.54	3.64		
1212	1.0	6.0		7.86	5.36	22.6	1364	1.50	2.51		

WELL CAPACITY (Gallons Per Foot): 0.75" = 0.02; 1" = 0.04; 1.25" = 0.06; 2" = 0.16; 3" = 0.37; 4" = 0.65; 5" = 1.02; 6" = 1.47; 12" = 5.88
TUBING INSIDE DIA. CAPACITY (Gal./Ft.): 1/8" = 0.0006; 3/16" = 0.0014; 1/4" = 0.0026; 5/16" = 0.004; 3/8" = 0.006; 1/2" = 0.010; 5/8" = 0.016

SAMPLING DATA

SAMPLED BY (PRINT) / AFFILIATION: Liddle / Elad	SAMPLER(S) SIGNATURE(S):	SAMPLING INITIATED AT: 1213	SAMPLING ENDED AT:
PUMP OR TUBING DEPTH IN WELL (feet):	SAMPLE PUMP FLOW RATE (mL per minute):	TUBING MATERIAL CODE: PE	
FIELD DECONTAMINATION: (Y) N	FIELD-FILTERED: Y (N) Filtration Equipment Type: FILTER SIZE: ____ µm	DUPLICATE: Y (N)	

SAMPLE CONTAINER SPECIFICATION				SAMPLE PRESERVATION			INTENDED ANALYSIS AND/OR METHOD	SAMPLING EQUIPMENT CODE
SAMPLE ID CODE	# CONTAINERS	MATERIAL CODE	VOLUME	PRESERVATIVE USED	TOTAL VOL ADDED IN FIELD (mL)	FINAL pH		

REMARKS:

MATERIAL CODES: AG = Amber Glass; CG = Clear Glass; PE = Polyethylene; PP = Polypropylene; S = Silicone; T = Teflon; O = Other (Specify)

SAMPLING/PURGING EQUIPMENT CODES: APP = After Peristaltic Pump; B = Bailer; BP = Bladder Pump; ESP = Electric Submersible Pump; PP = Peristaltic Pump; RFPP = Reverse Flow Peristaltic Pump; SM = Straw Method (Tubing Gravity Drain); VT = Vacuum Trap; O = Other (Specify)

NOTES: 1. The above do not constitute all of the information required by Chapter 62-160, F.A.C.
2. STABILIZATION CRITERIA FOR RANGE OF VARIATION OF LAST THREE CONSECUTIVE READINGS (SEE FS 2212, SECTION 3)
pH: ± 0.2 units **Temperature:** ± 0.2 °C **Specific Conductance:** ± 5% **Dissolved Oxygen:** all readings ≤ 20% saturation (see Table FS 2200-2); optionally, ± 0.2 mg/L or ± 10% (whichever is greater) **Turbidity:** all readings ≤ 20 NTU; optionally ± 5 NTU or ± 10% (whichever is greater)

DEP-SOP-001/01
FS 2200 Groundwater Sampling
Form FD 9000-24

GROUNDWATER SAMPLING LOG

SITE NAME: Tomden		SITE LOCATION:	
WELL NO: B42-2	SAMPLE ID:		DATE: 11/1/04

PURGING DATA

WELL DIAMETER (inches): 2	TUBING DIAMETER (inches): 3/8	WELL SCREEN INTERVAL DEPTH: feet to feet	STATIC DEPTH TO WATER (feet): --	PURGE PUMP TYPE OR BAILER: PP

WELL VOLUME PURGE: 1 WELL VOLUME = (TOTAL WELL DEPTH – STATIC DEPTH TO WATER) X WELL CAPACITY
(only fill out if applicable)
= (15.85 feet – 4.40 feet) X .16 gallons/foot = 1.83 gallons

EQUIPMENT VOLUME PURGE: 1 EQUIPMENT VOL. = PUMP VOLUME + (TUBING CAPACITY X TUBING LENGTH) + FLOW CELL VOLUME
(only fill out if applicable)
= gallons + (gallons/foot X feet) + gallons = gallons

INITIAL PUMP OR TUBING DEPTH IN WELL (feet):	FINAL PUMP OR TUBING DEPTH IN WELL (feet):	PURGING INITIATED AT: 1235	PURGING ENDED AT: 1147	TOTAL VOLUME PURGED (gallons): 3.0

TIME	VOLUME PURGED (gallons)	CUMUL. VOLUME PURGED (gallons)	PURGE RATE (gpm)	DEPTH TO WATER (feet)	pH (standard units)	TEMP. (°C)	COND. (µmhos/cm or µS/cm)	DISSOLVED OXYGEN (circle mg/L or % saturation)	TURBIDITY (NTUs)	COLOR (describe)	ODOR (describe)
1243	2.0	2.0	.25	5.67	5.93	23.5	479	1.55	1.52	no	no
1245	.5	2.5		5.67	5.95	23.5	489	1.47	1.41		
1247	.5	3.0		5.67	5.95	23.5	495	1.41	1.27		

WELL CAPACITY (Gallons Per Foot): 0.75" = 0.02; 1" = 0.04; 1.25" = 0.06; 2" = 0.16; 3" = 0.37; 4" = 0.65; 5" = 1.02; 6" = 1.47; 12" = 5.88
TUBING INSIDE DIA. CAPACITY (Gal./Ft.): 1/8" = 0.0006; 3/16" = 0.0014; 1/4" = 0.0026; 5/16" = 0.004; 3/8" = 0.006; 1/2" = 0.010; 5/8" = 0.016

SAMPLING DATA

SAMPLED BY (PRINT) / AFFILIATION: Bill Liddle	SAMPLER(S) SIGNATURE(S):	SAMPLING INITIATED AT: 1248	SAMPLING ENDED AT:
PUMP OR TUBING DEPTH IN WELL (feet):	SAMPLE PUMP FLOW RATE (mL per minute):	TUBING MATERIAL CODE: PE	
FIELD DECONTAMINATION: (Y) N	FIELD-FILTERED: Y (N) FILTER SIZE: ____ µm Filtration Equipment Type:	DUPLICATE: Y (N)	

SAMPLE CONTAINER SPECIFICATION				SAMPLE PRESERVATION			INTENDED ANALYSIS AND/OR METHOD	SAMPLING EQUIPMENT CODE
SAMPLE ID CODE	# CONTAINERS	MATERIAL CODE	VOLUME	PRESERVATIVE USED	TOTAL VOL ADDED IN FIELD (mL)	FINAL pH		

REMARKS:

MATERIAL CODES: AG = Amber Glass; CG = Clear Glass; PE = Polyethylene; PP = Polypropylene; S = Silicone; T = Teflon; O = Other (Specify)

SAMPLING/PURGING EQUIPMENT CODES: APP = After Peristaltic Pump; B = Bailer; BP = Bladder Pump; ESP = Electric Submersible Pump; PP = Peristaltic Pump; RFPP = Reverse Flow Peristaltic Pump; SM = Straw Method (Tubing Gravity Drain); VT = Vacuum Trap; O = Other (Specify)

NOTES: 1. **The above do not constitute all of the information required by Chapter 62-160, F.A.C.**
2. STABILIZATION CRITERIA FOR RANGE OF VARIATION OF LAST THREE CONSECUTIVE READINGS (SEE FS 2212, SECTION 3)
pH: ± 0.2 units **Temperature:** ± 0.2 °C **Specific Conductance:** ± 5% **Dissolved Oxygen:** all readings ≤ 20% saturation (see Table FS 2200-2); optionally, ± 0.2 mg/L or ± 10% (whichever is greater) **Turbidity:** all readings ≤ 20 NTU; optionally ± 5 NTU or ± 10% (whichever is greater)

DEP-SOP-001/01
FS 2200 Groundwater Sampling
Form FD 9000-24

GROUNDWATER SAMPLING LOG

SITE NAME: Tomedu		SITE LOCATION: Ulcs.2
WELL NO: MO 5B	SAMPLE ID:	DATE: 11/1/04

PURGING DATA

WELL DIAMETER (inches): 2	TUBING DIAMETER (inches): 3/8	WELL SCREEN INTERVAL DEPTH: feet to feet	STATIC DEPTH TO WATER (feet): 8.56	PURGE PUMP TYPE OR BAILER: PP

WELL VOLUME PURGE: 1 WELL VOLUME = (TOTAL WELL DEPTH – STATIC DEPTH TO WATER) X WELL CAPACITY
(only fill out if applicable)
= (24.0 feet – 8.58 feet) X .16 gallons/foot = 2.46 gallons

EQUIPMENT VOLUME PURGE: 1 EQUIPMENT VOL. = PUMP VOLUME + (TUBING CAPACITY X TUBING LENGTH) + FLOW CELL VOLUME
(only fill out if applicable)
= gallons + (gallons/foot X 8.46 feet) + gallons = gallons

INITIAL PUMP OR TUBING DEPTH IN WELL (feet):	FINAL PUMP OR TUBING DEPTH IN WELL (feet):	PURGING INITIATED AT: 1305	PURGING ENDED AT: 1314	TOTAL VOLUME PURGED (gallons): 4.5

TIME	VOLUME PURGED (gallons)	CUMUL. VOLUME PURGED (gallons)	PURGE RATE (gpm)	DEPTH TO WATER (feet)	pH (standard units)	TEMP. (°C)	COND. (µmhos/cm or µS/cm)	DISSOLVED OXYGEN (circle mg/L or % saturation)	TURBIDITY (NTUs)	COLOR (describe)	ODOR (describe)
1310	2.50	2.50	.5	9.44	5.99	22.9	1210	1.31	.70	~~yes~~	yes
1312	1.0	3.5		9.44	5.98	22.9	1224	.92	.64		
1314	1.0	4.5		9.46	5.96	22.8	1234	.81	.58		

WELL CAPACITY (Gallons Per Foot): 0.75" = 0.02; 1" = 0.04; 1.25" = 0.06; 2" = 0.16; 3" = 0.37; 4" = 0.65; 5" = 1.02; 6" = 1.47; 12" = 5.88
TUBING INSIDE DIA. CAPACITY (Gal./Ft.): 1/8" = 0.0006; 3/16" = 0.0014; 1/4" = 0.0026; 5/16" = 0.004; 3/8" = 0.006; 1/2" = 0.010; 5/8" = 0.016

SAMPLING DATA

SAMPLED BY (PRINT) / AFFILIATION: Edward Cadden	SAMPLER(S) SIGNATURES:	SAMPLING INITIATED AT: 1315	SAMPLING ENDED AT:
PUMP OR TUBING DEPTH IN WELL (feet):	SAMPLE PUMP FLOW RATE (mL per minute):	TUBING MATERIAL CODE: pe	
FIELD DECONTAMINATION: (Y) N	FIELD-FILTERED: Y (N) Filtration Equipment Type: FILTER SIZE: ____ µm	DUPLICATE: Y (N)	

SAMPLE CONTAINER SPECIFICATION				SAMPLE PRESERVATION			INTENDED ANALYSIS AND/OR METHOD	SAMPLING EQUIPMENT CODE
SAMPLE ID CODE	# CONTAINERS	MATERIAL CODE	VOLUME	PRESERVATIVE USED	TOTAL VOL ADDED IN FIELD (mL)	FINAL pH		

REMARKS:

MATERIAL CODES: AG = Amber Glass; CG = Clear Glass; PE = Polyethylene; PP = Polypropylene; S = Silicone; T = Teflon; O = Other (Specify)

SAMPLING/PURGING EQUIPMENT CODES: APP = After Peristaltic Pump; B = Bailer; BP = Bladder Pump; ESP = Electric Submersible Pump; PP = Peristaltic Pump; RFPP = Reverse Flow Peristaltic Pump; SM = Straw Method (Tubing Gravity Drain); VT = Vacuum Trap; O = Other (Specify)

NOTES: 1. **The above do not constitute all of the information required by Chapter 62-160, F.A.C.**
2. STABILIZATION CRITERIA FOR RANGE OF VARIATION OF LAST THREE CONSECUTIVE READINGS (SEE FS 2212, SECTION 3)
pH: ± 0.2 units **Temperature:** ± 0.2 °C **Specific Conductance:** ± 5% **Dissolved Oxygen:** all readings ≤ 20% saturation (see Table FS 2200-2); optionally, ± 0.2 mg/L or ± 10% (whichever is greater) **Turbidity:** all readings ≤ 20 NTU; optionally ± 5 NTU or ± 10% (whichever is greater)

DEP-SOP-001/01
FS 2200 Groundwater Sampling
Form FD 9000-24

GROUNDWATER SAMPLING LOG

SITE NAME: Tomdu CF		SITE LOCATION: Ocala	
WELL NO: B70-1	SAMPLE ID:		DATE: 11/1/02

PURGING DATA

WELL DIAMETER (inches): 2	TUBING DIAMETER (inches): 3/8	WELL SCREEN INTERVAL DEPTH: feet to feet	STATIC DEPTH TO WATER (feet): 9.65	PURGE PUMP TYPE OR BAILER: PP

WELL VOLUME PURGE: 1 WELL VOLUME = (TOTAL WELL DEPTH – STATIC DEPTH TO WATER) X WELL CAPACITY
(only fill out if applicable)
= (38.15 feet – 9.65 feet) X .16 gallons/foot = 4.56 gallons

EQUIPMENT VOLUME PURGE: 1 EQUIPMENT VOL. = PUMP VOLUME + (TUBING CAPACITY X TUBING LENGTH) + FLOW CELL VOLUME
(only fill out if applicable)
= gallons + (gallons/foot X feet) + gallons = gallons

INITIAL PUMP OR TUBING DEPTH IN WELL (feet):	FINAL PUMP OR TUBING DEPTH IN WELL (feet):	PURGING INITIATED AT: 1330	PURGING ENDED AT: 1344	TOTAL VOLUME PURGED (gallons): 7.0

TIME	VOLUME PURGED (gallons)	CUMUL. VOLUME PURGED (gallons)	PURGE RATE (gpm)	DEPTH TO WATER (feet)	pH (standard units)	TEMP. (°C)	COND. (µmhos/cm or µS/cm)	DISSOLVED OXYGEN (circle mg/L or % saturation)	TURBIDITY (NTUs)	COLOR (describe)	ODOR (describe)
1340	5.0	5.0	.5	11.18	6.01	24.4	153	1.30	1.42	no	no
1342	1.0	6.0		11.18	5.97	24.5	154	1.24	1.52		
1344	1.0	7.0		11.18	5.99	24.4	153	1.20	1.58		

WELL CAPACITY (Gallons Per Foot): 0.75" = 0.02; 1" = 0.04; 1.25" = 0.06; 2" = 0.16; 3" = 0.37; 4" = 0.65; 5" = 1.02; 6" = 1.47; 12" = 5.88
TUBING INSIDE DIA. CAPACITY (Gal./Ft.): 1/8" = 0.0006; 3/16" = 0.0014; 1/4" = 0.0026; 5/16" = 0.004; 3/8" = 0.006; 1/2" = 0.010; 5/8" = 0.016

SAMPLING DATA

SAMPLED BY (PRINT) / AFFILIATION: Liddle / Elan	SAMPLER(S) SIGNATURES:	SAMPLING INITIATED AT: 1345	SAMPLING ENDED AT:
PUMP OR TUBING DEPTH IN WELL (feet):	SAMPLE PUMP FLOW RATE (mL per minute):	TUBING MATERIAL CODE: pe	
FIELD DECONTAMINATION: (Y) N	FIELD-FILTERED: Y (N) FILTER SIZE: ____ µm Filtration Equipment Type:	DUPLICATE: Y (N)	

SAMPLE CONTAINER SPECIFICATION				SAMPLE PRESERVATION			INTENDED ANALYSIS AND/OR METHOD	SAMPLING EQUIPMENT CODE
SAMPLE ID CODE	# CONTAINERS	MATERIAL CODE	VOLUME	PRESERVATIVE USED	TOTAL VOL ADDED IN FIELD (mL)	FINAL pH		

REMARKS:

MATERIAL CODES: AG = Amber Glass; CG = Clear Glass; PE = Polyethylene; PP = Polypropylene; S = Silicone; T = Teflon; O = Other (Specify)

SAMPLING/PURGING EQUIPMENT CODES: APP = After Peristaltic Pump; B = Bailer; BP = Bladder Pump; ESP = Electric Submersible Pump; PP = Peristaltic Pump; RFPP = Reverse Flow Peristaltic Pump; SM = Straw Method (Tubing Gravity Drain); VT = Vacuum Trap; O = Other (Specify)

NOTES: 1. **The above do not constitute all of the information required by Chapter 62-160, F.A.C.**
2. STABILIZATION CRITERIA FOR RANGE OF VARIATION OF LAST THREE CONSECUTIVE READINGS (SEE FS 2212, SECTION 3)
pH: ± 0.2 units **Temperature:** ± 0.2 °C **Specific Conductance:** ± 5% **Dissolved Oxygen:** all readings ≤ 20% saturation (see Table FS 2200-2); optionally, ± 0.2 mg/L or ± 10% (whichever is greater) **Turbidity:** all readings ≤ 20 NTU; optionally ± 5 NTU or ± 10% (whichever is greater)

DEP-SOP-001/01
FS 2200 Groundwater Sampling
Form FD 9000-24

GROUNDWATER SAMPLING LOG

SITE NAME: Tenedo LF		SITE LOCATION: Klein	
WELL NO: B20-2	SAMPLE ID:		DATE: 11/1/04

PURGING DATA

WELL DIAMETER (inches): 2	TUBING DIAMETER (inches): 3/8	WELL SCREEN INTERVAL DEPTH: feet to feet	STATIC DEPTH TO WATER (feet): 9.59	PURGE PUMP TYPE OR BAILER: PP

WELL VOLUME PURGE: 1 WELL VOLUME = (TOTAL WELL DEPTH – STATIC DEPTH TO WATER) X WELL CAPACITY
(only fill out if applicable)
= (21.9 feet – 9.59 feet) X .16 gallons/foot = 1.96 gallons

EQUIPMENT VOLUME PURGE: 1 EQUIPMENT VOL. = PUMP VOLUME + (TUBING CAPACITY X TUBING LENGTH) + FLOW CELL VOLUME
(only fill out if applicable)
= gallons + (gallons/foot X feet) + gallons = gallons

INITIAL PUMP OR TUBING DEPTH IN WELL (feet):	FINAL PUMP OR TUBING DEPTH IN WELL (feet):	PURGING INITIATED AT: 1405	PURGING ENDED AT: 1417	TOTAL VOLUME PURGED (gallons): 3.0

TIME	VOLUME PURGED (gallons)	CUMUL. VOLUME PURGED (gallons)	PURGE RATE (gpm)	DEPTH TO WATER (feet)	pH (standard units)	TEMP. (°C)	COND. (µmhos/cm or µS/cm)	DISSOLVED OXYGEN (circle mg/L or % saturation)	TURBIDITY (NTUs)	COLOR (describe)	ODOR (describe)
1413	2.0	2.0	.25	.25 10.11	5.26	25.6	156	1.31	9.84	no	no
1415	.5	2.5		10.11	5.25	25.6	157	1.24	8.11		
1417	.5	3.0		10.11	5.25	25.6	157	1.18	6.50		

WELL CAPACITY (Gallons Per Foot): 0.75" = 0.02; 1" = 0.04; 1.25" = 0.06; 2" = 0.16; 3" = 0.37; 4" = 0.65; 5" = 1.02; 6" = 1.47; 12" = 5.88
TUBING INSIDE DIA. CAPACITY (Gal./Ft.): 1/8" = 0.0006; 3/16" = 0.0014; 1/4" = 0.0026; 5/16" = 0.004; 3/8" = 0.006; 1/2" = 0.010; 5/8" = 0.016

SAMPLING DATA

SAMPLED BY (PRINT) / AFFILIATION: Udeke / Eld	SAMPLER(S) SIGNATURES:	SAMPLING INITIATED AT: 1418	SAMPLING ENDED AT:
PUMP OR TUBING DEPTH IN WELL (feet):	SAMPLE PUMP FLOW RATE (mL per minute):	TUBING MATERIAL CODE: pe	
FIELD DECONTAMINATION: (Y) N	FIELD-FILTERED: Y (N) Filtration Equipment Type: FILTER SIZE: ____ µm	DUPLICATE: Y (N)	

SAMPLE CONTAINER SPECIFICATION				SAMPLE PRESERVATION				
SAMPLE ID CODE	# CONTAINERS	MATERIAL CODE	VOLUME	PRESERVATIVE USED	TOTAL VOL ADDED IN FIELD (mL)	FINAL pH	INTENDED ANALYSIS AND/OR METHOD	SAMPLING EQUIPMENT CODE

REMARKS:

MATERIAL CODES: AG = Amber Glass; CG = Clear Glass; PE = Polyethylene; PP = Polypropylene; S = Silicone; T = Teflon; O = Other (Specify)

SAMPLING/PURGING EQUIPMENT CODES: APP = After Peristaltic Pump; B = Bailer; BP = Bladder Pump; ESP = Electric Submersible Pump; PP = Peristaltic Pump; RFPP = Reverse Flow Peristaltic Pump; SM = Straw Method (Tubing Gravity Drain); VT = Vacuum Trap; O = Other (Specify)

NOTES: 1. **The above do not constitute all of the information required by Chapter 62-160, F.A.C.**
2. STABILIZATION CRITERIA FOR RANGE OF VARIATION OF LAST THREE CONSECUTIVE READINGS (SEE FS 2212, SECTION 3)
pH: ± 0.2 units **Temperature:** ± 0.2 °C **Specific Conductance:** ± 5% **Dissolved Oxygen:** all readings ≤ 20% saturation (see Table FS 2200-2); optionally, ± 0.2 mg/L or ± 10% (whichever is greater) **Turbidity:** all readings ≤ 20 NTU; optionally ± 5 NTU or ± 10% (whichever is greater)

DEP-SOP-001/01
FS 2200 Groundwater Sampling
Form FD 9000-24

GROUNDWATER SAMPLING LOG

SITE NAME: Tomdu LF	SITE LOCATION: Volusia	
WELL NO: B41-1	SAMPLE ID:	DATE: 11/1/02

PURGING DATA

WELL DIAMETER (inches):	TUBING DIAMETER (inches):	WELL SCREEN INTERVAL DEPTH: feet to feet	STATIC DEPTH TO WATER (feet):	PURGE PUMP TYPE OR BAILER:

WELL VOLUME PURGE: 1 WELL VOLUME = (TOTAL WELL DEPTH – STATIC DEPTH TO WATER) X WELL CAPACITY
only fill out if applicable)
= (feet – feet) X gallons/foot = gallons

EQUIPMENT VOLUME PURGE: 1 EQUIPMENT VOL. = PUMP VOLUME + (TUBING CAPACITY X TUBING LENGTH) + FLOW CELL VOLUME
(only fill out if applicable)
= gallons + (gallons/foot X feet) + gallons = gallons

INITIAL PUMP OR TUBING DEPTH IN WELL (feet):	FINAL PUMP OR TUBING DEPTH IN WELL (feet):	PURGING INITIATED AT:	PURGING ENDED AT:	TOTAL VOLUME PURGED (gallons):

TIME	VOLUME PURGED (gallons)	CUMUL. VOLUME PURGED (gallons)	PURGE RATE (gpm)	DEPTH TO WATER (feet)	pH (standard units)	TEMP. (°C)	COND. (µmhos/cm or µS/cm)	DISSOLVED OXYGEN (circle mg/L or % saturation)	TURBIDITY (NTUs)	COLOR (describe)	ODOR (describe)

WELL CAPACITY (Gallons Per Foot): 0.75" = 0.02; 1" = 0.04; 1.25" = 0.06; 2" = 0.16; 3" = 0.37; 4" = 0.65; 5" = 1.02; 6" = 1.47; 12" = 5.88
TUBING INSIDE DIA. CAPACITY (Gal./Ft.): 1/8" = 0.0006; 3/16" = 0.0014; 1/4" = 0.0026; 5/16" = 0.004; 3/8" = 0.006; 1/2" = 0.010; 5/8" = 0.016

SAMPLING DATA

SAMPLED BY (PRINT) / AFFILIATION:	SAMPLER(S) SIGNATURES:	SAMPLING INITIATED AT:	SAMPLING ENDED AT:
PUMP OR TUBING DEPTH IN WELL (feet):	SAMPLE PUMP FLOW RATE (mL per minute):	TUBING MATERIAL CODE:	
FIELD DECONTAMINATION: Y N	FIELD-FILTERED: Y N FILTER SIZE: ____ µm Filtration Equipment Type:	DUPLICATE: Y N	

SAMPLE CONTAINER SPECIFICATION				SAMPLE PRESERVATION				
SAMPLE ID CODE	# CONTAINERS	MATERIAL CODE	VOLUME	PRESERVATIVE USED	TOTAL VOL ADDED IN FIELD (mL)	FINAL pH	INTENDED ANALYSIS AND/OR METHOD	SAMPLING EQUIPMENT CODE

REMARKS: Access blocked due to downed tree

MATERIAL CODES: AG = Amber Glass; CG = Clear Glass; PE = Polyethylene; PP = Polypropylene; S = Silicone; T = Teflon; O = Other (Specify)

SAMPLING/PURGING EQUIPMENT CODES: APP = After Peristaltic Pump; B = Bailer; BP = Bladder Pump; ESP = Electric Submersible Pump; PP = Peristaltic Pump; RFPP = Reverse Flow Peristaltic Pump; SM = Straw Method (Tubing Gravity Drain); VT = Vacuum Trap; O = Other (Specify)

NOTES: 1. **The above do not constitute all of the information required by Chapter 62-160, F.A.C.**
2. STABILIZATION CRITERIA FOR RANGE OF VARIATION OF LAST THREE CONSECUTIVE READINGS (SEE FS 2212, SECTION 3)
pH: ± 0.2 units **Temperature:** ± 0.2 °C **Specific Conductance:** ± 5% **Dissolved Oxygen:** all readings ≤ 20% saturation (see Table FS 2200-2); optionally, ± 0.2 mg/L or ± 10% (whichever is greater) **Turbidity:** all readings ≤ 20 NTU; optionally ± 5 NTU or ± 10% (whichever is greater)

DEP-SOP-001/01
FS 2200 Groundwater Sampling
Form FD 9000-24

GROUNDWATER SAMPLING LOG

SITE NAME: Tenneco		SITE LOCATION: Volusia	
WELL NO: B4t-2	SAMPLE ID:		DATE: 11/1/01

PURGING DATA

WELL DIAMETER (inches):	TUBING DIAMETER (inches):	WELL SCREEN INTERVAL DEPTH: feet to feet	STATIC DEPTH TO WATER (feet):	PURGE PUMP TYPE OR BAILER:

WELL VOLUME PURGE: 1 WELL VOLUME = (TOTAL WELL DEPTH – STATIC DEPTH TO WATER) X WELL CAPACITY
only fill out if applicable)
= (feet – feet) X gallons/foot = gallons

EQUIPMENT VOLUME PURGE: 1 EQUIPMENT VOL. = PUMP VOLUME + (TUBING CAPACITY X TUBING LENGTH) + FLOW CELL VOLUME
(only fill out if applicable)
= gallons + (gallons/foot X feet) + gallons = gallons

INITIAL PUMP OR TUBING DEPTH IN WELL (feet):	FINAL PUMP OR TUBING DEPTH IN WELL (feet):	PURGING INITIATED AT:	PURGING ENDED AT:	TOTAL VOLUME PURGED (gallons):

TIME	VOLUME PURGED (gallons)	CUMUL. VOLUME PURGED (gallons)	PURGE RATE (gpm)	DEPTH TO WATER (feet)	pH (standard units)	TEMP. (°C)	COND. (µmhos/cm or µS/cm)	DISSOLVED OXYGEN (circle mg/L or % saturation)	TURBIDITY (NTUs)	COLOR (describe)	ODOR (describe)

WELL CAPACITY (Gallons Per Foot): 0.75" = 0.02; 1" = 0.04; 1.25" = 0.06; 2" = 0.16; 3" = 0.37; 4" = 0.65; 5" = 1.02; 6" = 1.47; 12" = 5.88
TUBING INSIDE DIA. CAPACITY (Gal./Ft.): 1/8" = 0.0006; 3/16" = 0.0014; 1/4" = 0.0026; 5/16" = 0.004; 3/8" = 0.006; 1/2" = 0.010; 5/8" = 0.016

SAMPLING DATA

SAMPLED BY (PRINT) / AFFILIATION:	SAMPLER(S) SIGNATURES:	SAMPLING INITIATED AT:	SAMPLING ENDED AT:
PUMP OR TUBING DEPTH IN WELL (feet):	SAMPLE PUMP FLOW RATE (mL per minute):	TUBING MATERIAL CODE:	
FIELD DECONTAMINATION: Y N	FIELD-FILTERED: Y N FILTER SIZE: ____ µm Filtration Equipment Type:	DUPLICATE: Y N	

SAMPLE CONTAINER SPECIFICATION				SAMPLE PRESERVATION			INTENDED ANALYSIS AND/OR METHOD	SAMPLING EQUIPMENT CODE
SAMPLE ID CODE	# CONTAINERS	MATERIAL CODE	VOLUME	PRESERVATIVE USED	TOTAL VOL ADDED IN FIELD (mL)	FINAL pH		

REMARKS: Access blocked due to downed tree

MATERIAL CODES: AG = Amber Glass; CG = Clear Glass; PE = Polyethylene; PP = Polypropylene; S = Silicone; T = Teflon; O = Other (Specify)

SAMPLING/PURGING EQUIPMENT CODES: APP = After Peristaltic Pump; B = Bailer; BP = Bladder Pump; ESP = Electric Submersible Pump; PP = Peristaltic Pump; RFPP = Reverse Flow Peristaltic Pump; SM = Straw Method (Tubing Gravity Drain); VT = Vacuum Trap; O = Other (Specify)

NOTES: 1. **The above do not constitute all of the information required by Chapter 62-160, F.A.C.**
2. STABILIZATION CRITERIA FOR RANGE OF VARIATION OF LAST THREE CONSECUTIVE READINGS (SEE FS 2212, SECTION 3)
pH: ± 0.2 units **Temperature:** ± 0.2 °C **Specific Conductance:** ± 5% **Dissolved Oxygen:** all readings ≤ 20% saturation (see Table FS 2200-2); optionally, ± 0.2 mg/L or ± 10% (whichever is greater) **Turbidity:** all readings ≤ 20 NTU; optionally ± 5 NTU or ± 10% (whichever is greater)

DEP-SOP-001/01
FS 2200 Groundwater Sampling
Form FD 9000-24

GROUNDWATER SAMPLING LOG

SITE NAME: Tomdra CP		SITE LOCATION: Volusia
WELL NO: EQ	SAMPLE ID:	DATE: 11/2/04

PURGING DATA

WELL DIAMETER (inches): 2	TUBING DIAMETER (inches):	WELL SCREEN INTERVAL DEPTH: feet to feet	STATIC DEPTH TO WATER (feet):	PURGE PUMP TYPE OR BAILER: PP

WELL VOLUME PURGE: 1 WELL VOLUME = (TOTAL WELL DEPTH – STATIC DEPTH TO WATER) X WELL CAPACITY
(only fill out if applicable)
= (feet – feet) X gallons/foot = gallons

EQUIPMENT VOLUME PURGE: 1 EQUIPMENT VOL. = PUMP VOLUME + (TUBING CAPACITY X TUBING LENGTH) + FLOW CELL VOLUME
(only fill out if applicable)
= gallons + (gallons/foot X feet) + gallons = gallons

INITIAL PUMP OR TUBING DEPTH IN WELL (feet):	FINAL PUMP OR TUBING DEPTH IN WELL (feet):	PURGING INITIATED AT:	PURGING ENDED AT:	TOTAL VOLUME PURGED (gallons):

TIME	VOLUME PURGED (gallons)	CUMUL. VOLUME PURGED (gallons)	PURGE RATE (gpm)	DEPTH TO WATER (feet)	pH (standard units)	TEMP. (°C)	COND. (µmhos/cm or µS/cm)	DISSOLVED OXYGEN (circle mg/L or % saturation)	TURBIDITY (NTUs)	COLOR (describe)	ODOR (describe)
1000											

WELL CAPACITY (Gallons Per Foot): 0.75" = 0.02; 1" = 0.04; 1.25" = 0.06; 2" = 0.16; 3" = 0.37; 4" = 0.65; 5" = 1.02; 6" = 1.47; 12" = 5.88
TUBING INSIDE DIA. CAPACITY (Gal./Ft.): 1/8" = 0.0006; 3/16" = 0.0014; 1/4" = 0.0026; 5/16" = 0.004; 3/8" = 0.006; 1/2" = 0.010; 5/8" = 0.016

SAMPLING DATA

SAMPLED BY (PRINT) / AFFILIATION: Liddle / Eland	SAMPLER(S) SIGNATURES:	SAMPLING INITIATED AT: 1100	SAMPLING ENDED AT:
PUMP OR TUBING DEPTH IN WELL (feet):	SAMPLE PUMP FLOW RATE (mL per minute):	TUBING MATERIAL CODE: PE	
FIELD DECONTAMINATION: Y N	FIELD-FILTERED: Y N FILTER SIZE: ____ µm Filtration Equipment Type:	DUPLICATE: Y N	

SAMPLE CONTAINER SPECIFICATION				SAMPLE PRESERVATION			INTENDED ANALYSIS AND/OR METHOD	SAMPLING EQUIPMENT CODE
SAMPLE ID CODE	# CONTAINERS	MATERIAL CODE	VOLUME	PRESERVATIVE USED	TOTAL VOL ADDED IN FIELD (mL)	FINAL pH		

REMARKS:

MATERIAL CODES: AG = Amber Glass; CG = Clear Glass; PE = Polyethylene; PP = Polypropylene; S = Silicone; T = Teflon; O = Other (Specify)

SAMPLING/PURGING EQUIPMENT CODES: APP = After Peristaltic Pump; B = Bailer; BP = Bladder Pump; ESP = Electric Submersible Pump; PP = Peristaltic Pump; RFPP = Reverse Flow Peristaltic Pump; SM = Straw Method (Tubing Gravity Drain); VT = Vacuum Trap; O = Other (Specify)

NOTES: 1. The above do not constitute all of the information required by Chapter 62-160, F.A.C.
2. STABILIZATION CRITERIA FOR RANGE OF VARIATION OF LAST THREE CONSECUTIVE READINGS (SEE FS 2212, SECTION 3)
pH: ± 0.2 units **Temperature:** ± 0.2 °C **Specific Conductance:** ± 5% **Dissolved Oxygen:** all readings ≤ 20% saturation (see Table FS 2200-2); optionally, ± 0.2 mg/L or ± 10% (whichever is greater) **Turbidity:** all readings ≤ 20 NTU; optionally ± 5 NTU or ± 10% (whichever is greater)

DEP-SOP-001/01
FS 2200 Groundwater Sampling
Form FD 9000-24

GROUNDWATER SAMPLING LOG

SITE NAME: Tomoka LF	SITE LOCATION: Volusia	
WELL NO: B39	SAMPLE ID:	DATE: 11/2/04

PURGING DATA

WELL DIAMETER (inches): 2	TUBING DIAMETER (inches): 3/8	WELL SCREEN INTERVAL DEPTH: feet to feet	STATIC DEPTH TO WATER (feet): 4.88	PURGE PUMP TYPE OR BAILER: PP

WELL VOLUME PURGE: 1 WELL VOLUME = (TOTAL WELL DEPTH – STATIC DEPTH TO WATER) X WELL CAPACITY
(only fill out if applicable)
= (17.7 feet – 4.88 feet) X .16 gallons/foot = 2.05 gallons

EQUIPMENT VOLUME PURGE: 1 EQUIPMENT VOL. = PUMP VOLUME + (TUBING CAPACITY X TUBING LENGTH) + FLOW CELL VOLUME
(only fill out if applicable)
= gallons + (gallons/foot X feet) + gallons = gallons

INITIAL PUMP OR TUBING DEPTH IN WELL (feet):	FINAL PUMP OR TUBING DEPTH IN WELL (feet):	PURGING INITIATED AT: 1010	PURGING ENDED AT: 1018	TOTAL VOLUME PURGED (gallons): 4.0

TIME	VOLUME PURGED (gallons)	CUMUL. VOLUME PURGED (gallons)	PURGE RATE (gpm)	DEPTH TO WATER (feet)	pH (standard units)	TEMP. (°C)	COND. (µmhos/cm or µS/cm)	DISSOLVED OXYGEN (circle mg/L or % saturation)	TURBIDITY (NTUs)	COLOR (describe)	ODOR (describe)
1014	2.0	2.0	.5	5.91	4.02	24.3	123	1.31	6.00	no	yes
1016	1.0	3.0		5.91	4.04	24.4	123	1.26	5.91		
1018	1.0	4.0		5.91	4.07	24.4	124	1.21	5.83		

WELL CAPACITY (Gallons Per Foot): 0.75" = 0.02; 1" = 0.04; 1.25" = 0.06; 2" = 0.16; 3" = 0.37; 4" = 0.65; 5" = 1.02; 6" = 1.47; 12" = 5.88
TUBING INSIDE DIA. CAPACITY (Gal./Ft.): 1/8" = 0.0006; 3/16" = 0.0014; 1/4" = 0.0026; 5/16" = 0.004; 3/8" = 0.006; 1/2" = 0.010; 5/8" = 0.016

SAMPLING DATA

SAMPLED BY (PRINT) / AFFILIATION: Liddle / Elad	SAMPLER(S) SIGNATURES:	SAMPLING INITIATED AT: 1019	SAMPLING ENDED AT:
PUMP OR TUBING DEPTH IN WELL (feet):	SAMPLE PUMP FLOW RATE (mL per minute):	TUBING MATERIAL CODE: PE	
FIELD DECONTAMINATION: (Y) N	FIELD-FILTERED: Y (N) Filtration Equipment Type: FILTER SIZE: ____ µm	DUPLICATE: (Y) N	

SAMPLE CONTAINER SPECIFICATION				SAMPLE PRESERVATION			INTENDED ANALYSIS AND/OR METHOD	SAMPLING EQUIPMENT CODE
SAMPLE ID CODE	# CONTAINERS	MATERIAL CODE	VOLUME	PRESERVATIVE USED	TOTAL VOL ADDED IN FIELD (mL)	FINAL pH		

REMARKS:

MATERIAL CODES: AG = Amber Glass; CG = Clear Glass; PE = Polyethylene; PP = Polypropylene; S = Silicone; T = Teflon; O = Other (Specify)

SAMPLING/PURGING EQUIPMENT CODES: APP = After Peristaltic Pump; B = Bailer; BP = Bladder Pump; ESP = Electric Submersible Pump; PP = Peristaltic Pump; RFPP = Reverse Flow Peristaltic Pump; SM = Straw Method (Tubing Gravity Drain); VT = Vacuum Trap; O = Other (Specify)

NOTES: 1. The above do not constitute all of the information required by Chapter 62-160, F.A.C.
2. STABILIZATION CRITERIA FOR RANGE OF VARIATION OF LAST THREE CONSECUTIVE READINGS (SEE FS 2212, SECTION 3)
pH: ± 0.2 units Temperature: ± 0.2 °C Specific Conductance: ± 5% Dissolved Oxygen: all readings ≤ 20% saturation (see Table FS 2200-2); optionally, ± 0.2 mg/L or ± 10% (whichever is greater) Turbidity: all readings ≤ 20 NTU; optionally ± 5 NTU or ± 10% (whichever is greater)

DEP-SOP-001/01
FS 2200 Groundwater Sampling
Form FD 9000-24

GROUNDWATER SAMPLING LOG

SITE NAME: Tomoka		SITE LOCATION: Volusia	
WELL NO: B38-1	SAMPLE ID:		DATE: 11/2/02

PURGING DATA

WELL DIAMETER (inches): 2	TUBING DIAMETER (inches): 3/8	WELL SCREEN INTERVAL DEPTH: feet to feet	STATIC DEPTH TO WATER (feet): 3.27	PURGE PUMP TYPE OR BAILER: PP

WELL VOLUME PURGE: 1 WELL VOLUME = (TOTAL WELL DEPTH – STATIC DEPTH TO WATER) X WELL CAPACITY
(only fill out if applicable)
= (39.45 feet – 3.27 feet) X 1/6 gallons/foot = 5.78 gallons

EQUIPMENT VOLUME PURGE: 1 EQUIPMENT VOL. = PUMP VOLUME + (TUBING CAPACITY X TUBING LENGTH) + FLOW CELL VOLUME
(only fill out if applicable)
= gallons + (gallons/foot X feet) + gallons = gallons

INITIAL PUMP OR TUBING DEPTH IN WELL (feet):	FINAL PUMP OR TUBING DEPTH IN WELL (feet):	PURGING INITIATED AT: 1030	PURGING ENDED AT: 1048	TOTAL VOLUME PURGED (gallons): 9.0

TIME	VOLUME PURGED (gallons)	CUMUL. VOLUME PURGED (gallons)	PURGE RATE (gpm)	DEPTH TO WATER (feet)	pH (standard units)	TEMP. (°C)	COND. (µmhos/cm or µS/cm)	DISSOLVED OXYGEN (circle mg/L or % saturation)	TURBIDITY (NTUs)	COLOR (describe)	ODOR (describe)
1042	6.0	6.0	.5	5.77	4.70	22.5	295	1.54	1.67	no	yes
1045	1.5	7.5		5.77	4.74	22.5	296	1.51	1.58		
1048	1.5	9.0		5.77	4.81	22.6	299	1.48	1.51		

WELL CAPACITY (Gallons Per Foot): 0.75" = 0.02; 1" = 0.04; 1.25" = 0.06; 2" = 0.16; 3" = 0.37; 4" = 0.65; 5" = 1.02; 6" = 1.47; 12" = 5.88
TUBING INSIDE DIA. CAPACITY (Gal./Ft.): 1/8" = 0.0006; 3/16" = 0.0014; 1/4" = 0.0026; 5/16" = 0.004; 3/8" = 0.006; 1/2" = 0.010; 5/8" = 0.016

SAMPLING DATA

SAMPLED BY (PRINT) / AFFILIATION: Liddle/Blue	SAMPLER(S) SIGNATURES:	SAMPLING INITIATED AT: 1049	SAMPLING ENDED AT:
PUMP OR TUBING DEPTH IN WELL (feet):	SAMPLE PUMP FLOW RATE (mL per minute):	TUBING MATERIAL CODE: PE	
FIELD DECONTAMINATION: (Y) N	FIELD-FILTERED: Y (N) Filtration Equipment Type:	FILTER SIZE: ____ µm	DUPLICATE: Y (N)

SAMPLE CONTAINER SPECIFICATION				SAMPLE PRESERVATION			INTENDED ANALYSIS AND/OR METHOD	SAMPLING EQUIPMENT CODE
SAMPLE ID CODE	# CONTAINERS	MATERIAL CODE	VOLUME	PRESERVATIVE USED	TOTAL VOL ADDED IN FIELD (mL)	FINAL pH		

REMARKS:

MATERIAL CODES: AG = Amber Glass; CG = Clear Glass; PE = Polyethylene; PP = Polypropylene; S = Silicone; T = Teflon; O = Other (Specify)

SAMPLING/PURGING EQUIPMENT CODES: APP = After Peristaltic Pump; B = Bailer; BP = Bladder Pump; ESP = Electric Submersible Pump; PP = Peristaltic Pump; RFPP = Reverse Flow Peristaltic Pump; SM = Straw Method (Tubing Gravity Drain); VT = Vacuum Trap; O = Other (Specify)

NOTES: 1. The above do not constitute all of the information required by Chapter 62-160, F.A.C.
2. STABILIZATION CRITERIA FOR RANGE OF VARIATION OF LAST THREE CONSECUTIVE READINGS (SEE FS 2212, SECTION 3)
pH: ± 0.2 units Temperature: ± 0.2 °C Specific Conductance: ± 5% Dissolved Oxygen: all readings ≤ 20% saturation (see Table FS 2200-2); optionally, ± 0.2 mg/L or ± 10% (whichever is greater) Turbidity: all readings ≤ 20 NTU; optionally ± 5 NTU or ± 10% (whichever is greater)

DEP-SOP-001/01
FS 2200 Groundwater Sampling
Form FD 9000-24

GROUNDWATER SAMPLING LOG

SITE NAME: Tomoka [illegible]		SITE LOCATION: Volusia	
WELL NO: B38-2	SAMPLE ID:		DATE: 11/2/01

PURGING DATA

WELL DIAMETER (inches): 2	TUBING DIAMETER (inches): 3/8	WELL SCREEN INTERVAL DEPTH: feet to feet	STATIC DEPTH TO WATER (feet):	PURGE PUMP TYPE OR BAILER: PP

WELL VOLUME PURGE: 1 WELL VOLUME = (TOTAL WELL DEPTH – STATIC DEPTH TO WATER) X WELL CAPACITY
(only fill out if applicable)
= (17.55 feet – 1.95 feet) X .16 gallons/foot = 2.49 gallons

EQUIPMENT VOLUME PURGE: 1 EQUIPMENT VOL. = PUMP VOLUME + (TUBING CAPACITY X TUBING LENGTH) + FLOW CELL VOLUME
(only fill out if applicable)
= gallons + (gallons/foot X feet) + gallons = gallons

INITIAL PUMP OR TUBING DEPTH IN WELL (feet):	FINAL PUMP OR TUBING DEPTH IN WELL (feet):	PURGING INITIATED AT: 1100	PURGING ENDED AT: 1109	TOTAL VOLUME PURGED (gallons): 4.5

TIME	VOLUME PURGED (gallons)	CUMUL. VOLUME PURGED (gallons)	PURGE RATE (gpm)	DEPTH TO WATER (feet)	pH (standard units)	TEMP. (°C)	COND. (µmhos/cm or µS/cm)	DISSOLVED OXYGEN (circle mg/L or % saturation)	TURBIDITY (NTUs)	COLOR (describe)	ODOR (describe)
1105	2.5	2.5	.5	4.21	5.65	23.5	637	1.47	6.58	yellow	yes
1107	1.0	3.5		4.21	5.63	23.4	641	1.41	6.52		
1109	1.0	4.5		4.21	5.61	23.6	638	1.36	6.48		

WELL CAPACITY (Gallons Per Foot): 0.75" = 0.02; 1" = 0.04; 1.25" = 0.06; 2" = 0.16; 3" = 0.37; 4" = 0.65; 5" = 1.02; 6" = 1.47; 12" = 5.88
TUBING INSIDE DIA. CAPACITY (Gal./Ft.): 1/8" = 0.0006; 3/16" = 0.0014; 1/4" = 0.0026; 5/16" = 0.004; 3/8" = 0.006; 1/2" = 0.010; 5/8" = 0.016

SAMPLING DATA

SAMPLED BY (PRINT) / AFFILIATION: Liddle / [illegible]	SAMPLER(S) SIGNATURES: [illegible]	SAMPLING INITIATED AT: 1110	SAMPLING ENDED AT:
PUMP OR TUBING DEPTH IN WELL (feet):	SAMPLE PUMP FLOW RATE (mL per minute):	TUBING MATERIAL CODE: pe	
FIELD DECONTAMINATION: (Y) N	FIELD FILTERED: Y (N) Filtration Equipment Type:	FILTER SIZE: ____ µm	DUPLICATE: Y (N)

SAMPLE CONTAINER SPECIFICATION				SAMPLE PRESERVATION			INTENDED ANALYSIS AND/OR METHOD	SAMPLING EQUIPMENT CODE
SAMPLE ID CODE	# CONTAINERS	MATERIAL CODE	VOLUME	PRESERVATIVE USED	TOTAL VOL ADDED IN FIELD (mL)	FINAL pH		

REMARKS:

MATERIAL CODES: AG = Amber Glass; CG = Clear Glass; PE = Polyethylene; PP = Polypropylene; S = Silicone; T = Teflon; O = Other (Specify)

SAMPLING/PURGING EQUIPMENT CODES: APP = After Peristaltic Pump; B = Bailer; BP = Bladder Pump; ESP = Electric Submersible Pump; PP = Peristaltic Pump; RFPP = Reverse Flow Peristaltic Pump; SM = Straw Method (Tubing Gravity Drain); VT = Vacuum Trap; O = Other (Specify)

NOTES: 1. The above do not constitute all of the information required by Chapter 62-160, F.A.C.
2. STABILIZATION CRITERIA FOR RANGE OF VARIATION OF LAST THREE CONSECUTIVE READINGS (SEE FS 2212, SECTION 3)
pH: ± 0.2 units Temperature: ± 0.2 °C Specific Conductance: ± 5% Dissolved Oxygen: all readings ≤ 20% saturation (see Table FS 2200-2); optionally, ± 0.2 mg/L or ± 10% (whichever is greater) Turbidity: all readings ≤ 20 NTU; optionally ± 5 NTU or ± 10% (whichever is greater)

DEP-SOP-001/01
FS 2200 Groundwater Sampling
Form FD 9000-24

GROUNDWATER SAMPLING LOG

SITE NAME: Tomda LF		SITE LOCATION: Colusa	
WELL NO: B64	SAMPLE ID:		DATE: 11/2/01

PURGING DATA

WELL DIAMETER (inches): 2	TUBING DIAMETER (inches): 3/8	WELL SCREEN INTERVAL DEPTH: feet to feet	STATIC DEPTH TO WATER (feet): 2.10	PURGE PUMP TYPE OR BAILER: PP

WELL VOLUME PURGE: 1 WELL VOLUME = (TOTAL WELL DEPTH – STATIC DEPTH TO WATER) X WELL CAPACITY
(only fill out if applicable)
= (17.4 feet – 2.10 feet) X .16 gallons/foot = 2.48 gallons

EQUIPMENT VOLUME PURGE: 1 EQUIPMENT VOL. = PUMP VOLUME + (TUBING CAPACITY X TUBING LENGTH) + FLOW CELL VOLUME
(only fill out if applicable)
= gallons + (gallons/foot X feet) + gallons = gallons

INITIAL PUMP OR TUBING DEPTH IN WELL (feet):	FINAL PUMP OR TUBING DEPTH IN WELL (feet):	PURGING INITIATED AT: 1130	PURGING ENDED AT: 1135	TOTAL VOLUME PURGED (gallons): 4.5

TIME	VOLUME PURGED (gallons)	CUMUL. VOLUME PURGED (gallons)	PURGE RATE (gpm)	DEPTH TO WATER (feet)	pH (standard units)	TEMP. (°C)	COND. (µmhos/cm or µS/cm)	DISSOLVED OXYGEN (circle mg/L or % saturation)	TURBIDITY (NTUs)	COLOR (describe)	ODOR (describe)
1135	2.5	2.5	.5	4.67	5.72	24.0	1787	1.64	7.55	no	yes
1137	1.0	3.5		4.67	5.72	24.1	1819	1.61	4.18		
1139	1.0	4.5		4.67	5.72	24.2	1839	1.54	2.96		

WELL CAPACITY (Gallons Per Foot): 0.75" = 0.02; 1" = 0.04; 1.25" = 0.06; 2" = 0.16; 3" = 0.37; 4" = 0.65; 5" = 1.02; 6" = 1.47; 12" = 5.88
TUBING INSIDE DIA. CAPACITY (Gal./Ft.): 1/8" = 0.0006; 3/16" = 0.0014; 1/4" = 0.0026; 5/16" = 0.004; 3/8" = 0.006; 1/2" = 0.010; 5/8" = 0.016

SAMPLING DATA

SAMPLED BY (PRINT) / AFFILIATION: Liddle Field	SAMPLER(S) SIGNATURES:	SAMPLING INITIATED AT: 1140	SAMPLING ENDED AT:
PUMP OR TUBING DEPTH IN WELL (feet):	SAMPLE PUMP FLOW RATE (mL per minute):	TUBING MATERIAL CODE: PE	
FIELD DECONTAMINATION: (Y) N	FIELD-FILTERED: Y (N) Filtration Equipment Type: ( ) FILTER SIZE: ____ µm	DUPLICATE: Y (N)	

SAMPLE CONTAINER SPECIFICATION				SAMPLE PRESERVATION			INTENDED ANALYSIS AND/OR METHOD	SAMPLING EQUIPMENT CODE
SAMPLE ID CODE	# CONTAINERS	MATERIAL CODE	VOLUME	PRESERVATIVE USED	TOTAL VOL ADDED IN FIELD (mL)	FINAL pH		

REMARKS:

MATERIAL CODES: AG = Amber Glass; CG = Clear Glass; PE = Polyethylene; PP = Polypropylene; S = Silicone; T = Teflon; O = Other (Specify)

SAMPLING/PURGING EQUIPMENT CODES: APP = After Peristaltic Pump; B = Bailer; BP = Bladder Pump; ESP = Electric Submersible Pump; PP = Peristaltic Pump; RFPP = Reverse Flow Peristaltic Pump; SM = Straw Method (Tubing Gravity Drain); VT = Vacuum Trap; O = Other (Specify)

NOTES: 1. The above do not constitute all of the information required by Chapter 62-160, F.A.C.
2. STABILIZATION CRITERIA FOR RANGE OF VARIATION OF LAST THREE CONSECUTIVE READINGS (SEE FS 2212, SECTION 3)
pH: ± 0.2 units Temperature: ± 0.2 °C Specific Conductance: ± 5% Dissolved Oxygen: all readings ≤ 20% saturation (see Table FS 2200-2); optionally, ± 0.2 mg/L or ± 10% (whichever is greater) Turbidity: all readings ≤ 20 NTU; optionally ± 5 NTU or ± 10% (whichever is greater)

DEP-SOP-001/01
FS 2200 Groundwater Sampling
Form FD 9000-24

GROUNDWATER SAMPLING LOG

SITE NAME: Tomden	SITE LOCATION:	
WELL NO: B 36	SAMPLE ID:	DATE: 11/2/a

PURGING DATA

WELL DIAMETER (inches):	TUBING DIAMETER (inches):	WELL SCREEN INTERVAL DEPTH: feet to feet	STATIC DEPTH TO WATER (feet):	PURGE PUMP TYPE OR BAILER:

WELL VOLUME PURGE: 1 WELL VOLUME = (TOTAL WELL DEPTH – STATIC DEPTH TO WATER) X WELL CAPACITY
(only fill out if applicable)
= (34.35 feet – 2.85 feet) X .16 gallons/foot = 5.04 gallons

EQUIPMENT VOLUME PURGE: 1 EQUIPMENT VOL. = PUMP VOLUME + (TUBING CAPACITY X TUBING LENGTH) + FLOW CELL VOLUME
(only fill out if applicable)
= gallons + (gallons/foot X feet) + gallons = gallons

INITIAL PUMP OR TUBING DEPTH IN WELL (feet):	FINAL PUMP OR TUBING DEPTH IN WELL (feet):	PURGING INITIATED AT: 1157	PURGING ENDED AT: 1211	TOTAL VOLUME PURGED (gallons): 8.0

TIME	VOLUME PURGED (gallons)	CUMUL. VOLUME PURGED (gallons)	PURGE RATE (gpm)	DEPTH TO WATER (feet)	pH (standard units)	TEMP. (°C)	COND. (µmhos/cm or µS/cm)	DISSOLVED OXYGEN (circle mg/L or % saturation)	TURBIDITY (NTUs)	COLOR (describe)	ODOR (describe)
1205	10.2	10.2	.5	4.24	5.78	23.4	1016	1.41	3.81	no	yes
1208	1.5	6.5		4.24	5.70	23.3	1082	1.37	2.41		
1211	1.5	8.0		4.24	5.64	23.3	1144	1.28	1.64		

WELL CAPACITY (Gallons Per Foot): 0.75" = 0.02; 1" = 0.04; 1.25" = 0.06; 2" = 0.16; 3" = 0.37; 4" = 0.65; 5" = 1.02; 6" = 1.47; 12" = 5.88
TUBING INSIDE DIA. CAPACITY (Gal./Ft.): 1/8" = 0.0006; 3/16" = 0.0014; 1/4" = 0.0026; 5/16" = 0.004; 3/8" = 0.006; 1/2" = 0.010; 5/8" = 0.016

SAMPLING DATA

SAMPLED BY (PRINT) / AFFILIATION: Lizbelle Felix	SAMPLER(S) SIGNATURE(S):	SAMPLING INITIATED AT: 1212	SAMPLING ENDED AT:
PUMP OR TUBING DEPTH IN WELL (feet):	SAMPLE PUMP FLOW RATE (mL per minute):	TUBING MATERIAL CODE: PE	
FIELD DECONTAMINATION: Y N	FIELD-FILTERED: Y N Filtration Equipment Type:	FILTER SIZE: ____ µm	DUPLICATE: Y N

SAMPLE CONTAINER SPECIFICATION				SAMPLE PRESERVATION			INTENDED ANALYSIS AND/OR METHOD	SAMPLING EQUIPMENT CODE
SAMPLE ID CODE	# CONTAINERS	MATERIAL CODE	VOLUME	PRESERVATIVE USED	TOTAL VOL ADDED IN FIELD (mL)	FINAL pH		

REMARKS:

MATERIAL CODES: AG = Amber Glass; CG = Clear Glass; PE = Polyethylene; PP = Polypropylene; S = Silicone; T = Teflon; O = Other (Specify)

SAMPLING/PURGING EQUIPMENT CODES: APP = After Peristaltic Pump; B = Bailer; BP = Bladder Pump; ESP = Electric Submersible Pump; PP = Peristaltic Pump; RFPP = Reverse Flow Peristaltic Pump; SM = Straw Method (Tubing Gravity Drain); VT = Vacuum Trap; O = Other (Specify)

NOTES: 1. The above do not constitute all of the information required by Chapter 62-160, F.A.C.
2. STABILIZATION CRITERIA FOR RANGE OF VARIATION OF LAST THREE CONSECUTIVE READINGS (SEE FS 2212, SECTION 3)
pH: ± 0.2 units Temperature: ± 0.2 °C Specific Conductance: ± 5% Dissolved Oxygen: all readings ≤ 20% saturation (see Table FS 2200-2); optionally, ± 0.2 mg/L or ± 10% (whichever is greater) Turbidity: all readings ≤ 20 NTU; optionally ± 5 NTU or ± 10% (whichever is greater)

DEP-SOP-001/01
FS 2200 Groundwater Sampling
Form FD 9000-24

GROUNDWATER SAMPLING LOG

SITE NAME: Tomeka		SITE LOCATION:
WELL NO: B5B	SAMPLE ID:	DATE: 11/2/04

PURGING DATA

WELL DIAMETER (inches): 2	TUBING DIAMETER (inches): 3/8	WELL SCREEN INTERVAL DEPTH: feet to feet	STATIC DEPTH TO WATER (feet): 4.61	PURGE PUMP TYPE OR BAILER: PP

WELL VOLUME PURGE: 1 WELL VOLUME = (TOTAL WELL DEPTH – STATIC DEPTH TO WATER) X WELL CAPACITY
(only fill out if applicable)
= (25.85 feet – 4.61 feet) X .16 gallons/foot = 3.35 gallons

EQUIPMENT VOLUME PURGE: 1 EQUIPMENT VOL. = PUMP VOLUME + (TUBING CAPACITY X TUBING LENGTH) + FLOW CELL VOLUME
(only fill out if applicable)
= gallons + (gallons/foot X feet) + gallons = gallons

INITIAL PUMP OR TUBING DEPTH IN WELL (feet):	FINAL PUMP OR TUBING DEPTH IN WELL (feet):	PURGING INITIATED AT: 1230	PURGING ENDED AT: 1241	TOTAL VOLUME PURGED (gallons): 5.5

TIME	VOLUME PURGED (gallons)	CUMUL. VOLUME PURGED (gallons)	PURGE RATE (gpm)	DEPTH TO WATER (feet)	pH (standard units)	TEMP. (°C)	COND. (µmhos/cm or µS/cm)	DISSOLVED OXYGEN (circle mg/L or % saturation)	TURBIDITY (NTUs)	COLOR (describe)	ODOR (describe)
1237	3.5	3.5	.5	5.88	6.03	24.1	911	1.40	9.71	no	yes
1239	1.0	4.5		5.88	5.97	24.0	914	1.30	7.17		
1241	1.0	5.5		5.88	5.96	23.9	919	1.30	6.41		

WELL CAPACITY (Gallons Per Foot): 0.75" = 0.02; 1" = 0.04; 1.25" = 0.06; 2" = 0.16; 3" = 0.37; 4" = 0.65; 5" = 1.02; 6" = 1.47; 12" = 5.88
TUBING INSIDE DIA. CAPACITY (Gal./Ft.): 1/8" = 0.0006; 3/16" = 0.0014; 1/4" = 0.0026; 5/16" = 0.004; 3/8" = 0.006; 1/2" = 0.010; 5/8" = 0.016

SAMPLING DATA

SAMPLED BY (PRINT) / AFFILIATION: Liddie Flad	SAMPLER(S) SIGNATURES:	SAMPLING INITIATED AT: 1242	SAMPLING ENDED AT:
PUMP OR TUBING DEPTH IN WELL (feet):	SAMPLE PUMP FLOW RATE (mL per minute):	TUBING MATERIAL CODE: pe	
FIELD DECONTAMINATION: (Y) N	FIELD-FILTERED: Y (N) Filtration Equipment Type:	FILTER SIZE: ____ µm	DUPLICATE: Y (N)

SAMPLE CONTAINER SPECIFICATION				SAMPLE PRESERVATION			INTENDED ANALYSIS AND/OR METHOD	SAMPLING EQUIPMENT CODE
SAMPLE ID CODE	# CONTAINERS	MATERIAL CODE	VOLUME	PRESERVATIVE USED	TOTAL VOL ADDED IN FIELD (mL)	FINAL pH		

REMARKS:

MATERIAL CODES: AG = Amber Glass; CG = Clear Glass; PE = Polyethylene; PP = Polypropylene; S = Silicone; T = Teflon; O = Other (Specify)

SAMPLING/PURGING EQUIPMENT CODES: APP = After Peristaltic Pump; B = Bailer; BP = Bladder Pump; ESP = Electric Submersible Pump; PP = Peristaltic Pump; RFPP = Reverse Flow Peristaltic Pump; SM = Straw Method (Tubing Gravity Drain); VT = Vacuum Trap; O = Other (Specify)

NOTES: 1. The above do not constitute all of the information required by Chapter 62-160, F.A.C.
2. STABILIZATION CRITERIA FOR RANGE OF VARIATION OF LAST THREE CONSECUTIVE READINGS (SEE FS 2212, SECTION 3)
pH: ± 0.2 units Temperature: ± 0.2 °C Specific Conductance: ± 5% Dissolved Oxygen: all readings ≤ 20% saturation (see Table FS 2200-2); optionally, ± 0.2 mg/L or ± 10% (whichever is greater) Turbidity: all readings ≤ 20 NTU; optionally ± 5 NTU or ± 10% (whichever is greater)

DEP-SOP-001/01
FS 2200 Groundwater Sampling
Form FD 9000-24

GROUNDWATER SAMPLING LOG

SITE NAME: Tomden CF		SITE LOCATION:	
WELL NO: B34-1	SAMPLE ID:		DATE: 11/2/04

PURGING DATA

WELL DIAMETER (inches): 2	TUBING DIAMETER (inches): 3/8	WELL SCREEN INTERVAL DEPTH: feet to feet	STATIC DEPTH TO WATER (feet):	PURGE PUMP TYPE OR BAILER: PP

WELL VOLUME PURGE: 1 WELL VOLUME = (TOTAL WELL DEPTH – STATIC DEPTH TO WATER) X WELL CAPACITY
(only fill out if applicable)
= (34.2 feet – 4.21 feet) X 0.16 gallons/foot = 4.79 gallons

EQUIPMENT VOLUME PURGE: 1 EQUIPMENT VOL. = PUMP VOLUME + (TUBING CAPACITY X TUBING LENGTH) + FLOW CELL VOLUME
(only fill out if applicable)
= gallons + (gallons/foot X feet) + gallons = gallons

INITIAL PUMP OR TUBING DEPTH IN WELL (feet):	FINAL PUMP OR TUBING DEPTH IN WELL (feet):	PURGING INITIATED AT: 1305	PURGING ENDED AT: 1321	TOTAL VOLUME PURGED (gallons): 8.0

TIME	VOLUME PURGED (gallons)	CUMUL. VOLUME PURGED (gallons)	PURGE RATE (gpm)	DEPTH TO WATER (feet)	pH (standard units)	TEMP. (°C)	COND. (µmhos/cm or µS/cm)	DISSOLVED OXYGEN (circle mg/L or % saturation)	TURBIDITY (NTUs)	COLOR (describe)	ODOR (describe)
1315	5.0	5.0	.5	5.30	6.50	23.7	635	1.30	4.41	no	no
1318	1.5	6.5		5.30	6.47	23.6	647	1.26	3.86		
1321	1.5	8.0		5.30	6.44	23.4	650	1.21	3.00		

WELL CAPACITY (Gallons Per Foot): 0.75" = 0.02; 1" = 0.04; 1.25" = 0.06; 2" = 0.16; 3" = 0.37; 4" = 0.65; 5" = 1.02; 6" = 1.47; 12" = 5.88
TUBING INSIDE DIA. CAPACITY (Gal./Ft.): 1/8" = 0.0006; 3/16" = 0.0014; 1/4" = 0.0026; 5/16" = 0.004; 3/8" = 0.006; 1/2" = 0.010; 5/8" = 0.016

SAMPLING DATA

SAMPLED BY (PRINT) / AFFILIATION: Liddle FELD	SAMPLER(S) SIGNATURES:	SAMPLING INITIATED AT: 1322	SAMPLING ENDED AT:
PUMP OR TUBING DEPTH IN WELL (feet):	SAMPLE PUMP FLOW RATE (mL per minute):	TUBING MATERIAL CODE: PE	
FIELD DECONTAMINATION: (Y) N	FIELD-FILTERED: Y (N) Filtration Equipment Type:	FILTER SIZE: ____ µm	DUPLICATE: Y (N)

SAMPLE CONTAINER SPECIFICATION				SAMPLE PRESERVATION			INTENDED ANALYSIS AND/OR METHOD	SAMPLING EQUIPMENT CODE
SAMPLE ID CODE	# CONTAINERS	MATERIAL CODE	VOLUME	PRESERVATIVE USED	TOTAL VOL ADDED IN FIELD (mL)	FINAL pH		

REMARKS:

MATERIAL CODES: AG = Amber Glass; CG = Clear Glass; PE = Polyethylene; PP = Polypropylene; S = Silicone; T = Teflon; O = Other (Specify)

SAMPLING/PURGING EQUIPMENT CODES: APP = After Peristaltic Pump; B = Bailer; BP = Bladder Pump; ESP = Electric Submersible Pump; PP = Peristaltic Pump; RFPP = Reverse Flow Peristaltic Pump; SM = Straw Method (Tubing Gravity Drain); VT = Vacuum Trap; O = Other (Specify)

NOTES: 1. The above do not constitute all of the information required by Chapter 62-160, F.A.C.
2. STABILIZATION CRITERIA FOR RANGE OF VARIATION OF LAST THREE CONSECUTIVE READINGS (SEE FS 2212, SECTION 3)
pH: ± 0.2 units **Temperature:** ± 0.2 °C **Specific Conductance:** ± 5% **Dissolved Oxygen:** all readings ≤ 20% saturation (see Table FS 2200-2); optionally, ± 0.2 mg/L or ± 10% (whichever is greater) **Turbidity:** all readings ≤ 20 NTU; optionally ± 5 NTU or ± 10% (whichever is greater)

DEP-SOP-001/01
FS 2200 Groundwater Sampling
Form FD 9000-24

GROUNDWATER SAMPLING LOG

SITE NAME: Tomden		SITE LOCATION:
WELL NO: B 34-2	SAMPLE ID:	DATE: 11/2/00

PURGING DATA

WELL DIAMETER (inches): 2	TUBING DIAMETER (inches): 3/8	WELL SCREEN INTERVAL DEPTH: feet to feet	STATIC DEPTH TO WATER (feet):	PURGE PUMP TYPE OR BAILER: PP

WELL VOLUME PURGE: 1 WELL VOLUME = (TOTAL WELL DEPTH – STATIC DEPTH TO WATER) X WELL CAPACITY
(only fill out if applicable)
= (17.0 feet – 3.32 feet) X .16 gallons/foot = 2.18 gallons

EQUIPMENT VOLUME PURGE: 1 EQUIPMENT VOL. = PUMP VOLUME + (TUBING CAPACITY X TUBING LENGTH) + FLOW CELL VOLUME
(only fill out if applicable)
= gallons + (gallons/foot X feet) + gallons = gallons

INITIAL PUMP OR TUBING DEPTH IN WELL (feet):	FINAL PUMP OR TUBING DEPTH IN WELL (feet):	PURGING INITIATED AT: 1340	PURGING ENDED AT: 1349	TOTAL VOLUME PURGED (gallons): 4.5

TIME	VOLUME PURGED (gallons)	CUMUL. VOLUME PURGED (gallons)	PURGE RATE (gpm)	DEPTH TO WATER (feet)	pH (standard units)	TEMP. (°C)	COND. (µmhos/cm or µS/cm)	DISSOLVED OXYGEN (circle mg/L or % saturation)	TURBIDITY (NTUs)	COLOR (describe)	ODOR (describe)
1345	2.5	2.5	.5	4.71	6.51	24.1	888	1.59	19.6	no	yes
1347	1.0	3.5		4.71	6.53	24.0	907	1.51	18.9		
1349	1.0	4.5		4.71	6.55	24.0	919	1.42	18.2		

WELL CAPACITY (Gallons Per Foot): 0.75" = 0.02; 1" = 0.04; 1.25" = 0.06; 2" = 0.16; 3" = 0.37; 4" = 0.65; 5" = 1.02; 6" = 1.47; 12" = 5.88
TUBING INSIDE DIA. CAPACITY (Gal./Ft.): 1/8" = 0.0006; 3/16" = 0.0014; 1/4" = 0.0026; 5/16" = 0.004; 3/8" = 0.006; 1/2" = 0.010; 5/8" = 0.016

SAMPLING DATA

SAMPLED BY (PRINT) / AFFILIATION: Lidelle / Ela	SAMPLER(S) SIGNATURES:	SAMPLING INITIATED AT: 1350	SAMPLING ENDED AT:
PUMP OR TUBING DEPTH IN WELL (feet):	SAMPLE PUMP FLOW RATE (mL per minute):	TUBING MATERIAL CODE: PE	
FIELD DECONTAMINATION: Y (N)	FIELD-FILTERED: Y (N) Filtration Equipment Type:	FILTER SIZE: ____ µm	DUPLICATE: Y (N)

SAMPLE CONTAINER SPECIFICATION				SAMPLE PRESERVATION			INTENDED ANALYSIS AND/OR METHOD	SAMPLING EQUIPMENT CODE
SAMPLE ID CODE	# CONTAINERS	MATERIAL CODE	VOLUME	PRESERVATIVE USED	TOTAL VOL ADDED IN FIELD (mL)	FINAL pH		

REMARKS:

MATERIAL CODES: AG = Amber Glass; CG = Clear Glass; PE = Polyethylene; PP = Polypropylene; S = Silicone; T = Teflon; O = Other (Specify)

SAMPLING/PURGING EQUIPMENT CODES: APP = After Peristaltic Pump; B = Bailer; BP = Bladder Pump; ESP = Electric Submersible Pump; PP = Peristaltic Pump; RFPP = Reverse Flow Peristaltic Pump; SM = Straw Method (Tubing Gravity Drain); VT = Vacuum Trap; O = Other (Specify)

NOTES: 1. The above do not constitute all of the information required by Chapter 62-160, F.A.C.
2. STABILIZATION CRITERIA FOR RANGE OF VARIATION OF LAST THREE CONSECUTIVE READINGS (SEE FS 2212, SECTION 3)
pH: ± 0.2 units Temperature: ± 0.2 °C Specific Conductance: ± 5% Dissolved Oxygen: all readings ≤ 20% saturation (see Table FS 2200-2); optionally, ± 0.2 mg/L or ± 10% (whichever is greater) Turbidity: all readings ≤ 20 NTU; optionally ± 5 NTU or ± 10% (whichever is greater)

DEP-SOP-001/01
FS 2200 Groundwater Sampling
Form FD 9000-24

GROUNDWATER SAMPLING LOG

SITE NAME: Zanda CT	SITE LOCATION: Ulsen	
WELL NO: E0	SAMPLE ID:	DATE: 11/3/06

PURGING DATA

WELL DIAMETER (inches):	TUBING DIAMETER (inches):	WELL SCREEN INTERVAL DEPTH: feet to feet	STATIC DEPTH TO WATER (feet):	PURGE PUMP TYPE OR BAILER: PP

WELL VOLUME PURGE: (only fill out if applicable) **1 WELL VOLUME** = (TOTAL WELL DEPTH – STATIC DEPTH TO WATER) X WELL CAPACITY
= (feet – feet) X gallons/foot = gallons

EQUIPMENT VOLUME PURGE: (only fill out if applicable) **1 EQUIPMENT VOL.** = PUMP VOLUME + (TUBING CAPACITY X TUBING LENGTH) + FLOW CELL VOLUME
= gallons + (gallons/foot X feet) + gallons = gallons

INITIAL PUMP OR TUBING DEPTH IN WELL (feet):	FINAL PUMP OR TUBING DEPTH IN WELL (feet):	PURGING INITIATED AT:	PURGING ENDED AT:	TOTAL VOLUME PURGED (gallons):

TIME	VOLUME PURGED (gallons)	CUMUL. VOLUME PURGED (gallons)	PURGE RATE (gpm)	DEPTH TO WATER (feet)	pH (standard units)	TEMP. (°C)	COND. (µmhos/cm or µS/cm)	DISSOLVED OXYGEN (circle mg/L or % saturation)	TURBIDITY (NTUs)	COLOR (describe)	ODOR (describe)
950											

WELL CAPACITY (Gallons Per Foot): **0.75"** = 0.02; **1"** = 0.04; **1.25"** = 0.06; **2"** = 0.16; **3"** = 0.37; **4"** = 0.65; **5"** = 1.02; **6"** = 1.47; **12"** = 5.88
TUBING INSIDE DIA. CAPACITY (Gal./Ft.): **1/8"** = 0.0006; **3/16"** = 0.0014; **1/4"** = 0.0026; **5/16"** = 0.004; **3/8"** = 0.006; **1/2"** = 0.010; **5/8"** = 0.016

SAMPLING DATA

SAMPLED BY (PRINT) / AFFILIATION: Liddle / Elal	SAMPLER(S) SIGNATURES:	SAMPLING INITIATED AT: 950	SAMPLING ENDED AT:
PUMP OR TUBING DEPTH IN WELL (feet):	SAMPLE PUMP FLOW RATE (mL per minute):	TUBING MATERIAL CODE:	
FIELD DECONTAMINATION: Y N	FIELD-FILTERED: Y N FILTER SIZE: ____ µm Filtration Equipment Type:	DUPLICATE: Y N	

SAMPLE CONTAINER SPECIFICATION				SAMPLE PRESERVATION				
SAMPLE ID CODE	# CONTAINERS	MATERIAL CODE	VOLUME	PRESERVATIVE USED	TOTAL VOL ADDED IN FIELD (mL)	FINAL pH	INTENDED ANALYSIS AND/OR METHOD	SAMPLING EQUIPMENT CODE

REMARKS:

MATERIAL CODES: AG = Amber Glass; CG = Clear Glass; PE = Polyethylene; PP = Polypropylene; S = Silicone; T = Teflon; O = Other (Specify)

SAMPLING/PURGING EQUIPMENT CODES: APP = After Peristaltic Pump; B = Bailer; BP = Bladder Pump; ESP = Electric Submersible Pump; PP = Peristaltic Pump; RFPP = Reverse Flow Peristaltic Pump; SM = Straw Method (Tubing Gravity Drain); VT = Vacuum Trap; O = Other (Specify)

NOTES: 1. **The above do not constitute all of the information required by Chapter 62-160, F.A.C.**
2. STABILIZATION CRITERIA FOR RANGE OF VARIATION OF LAST THREE CONSECUTIVE READINGS (SEE FS 2212, SECTION 3)
pH: ± 0.2 units **Temperature:** ± 0.2 °C **Specific Conductance:** ± 5% **Dissolved Oxygen:** all readings ≤ 20% saturation (see Table FS 2200-2); optionally, ± 0.2 mg/L or ± 10% (whichever is greater) **Turbidity:** all readings ≤ 20 NTU; optionally ± 5 NTU or ± 10% (whichever is greater)

DEP-SOP-001/01
FS 2200 Groundwater Sampling
Form FD 9000-24

GROUNDWATER SAMPLING LOG

SITE NAME: Tomah
SITE LOCATION:
WELL NO: B41-1
SAMPLE ID:
DATE: 11/3/04

PURGING DATA

WELL DIAMETER (inches): 2
TUBING DIAMETER (inches): 3/8
WELL SCREEN INTERVAL DEPTH: feet to feet
STATIC DEPTH TO WATER (feet):
PURGE PUMP TYPE OR BAILER: PP

WELL VOLUME PURGE: 1 WELL VOLUME = (TOTAL WELL DEPTH – STATIC DEPTH TO WATER) X WELL CAPACITY
(only fill out if applicable)
= (38.15 feet – 7.71 feet) X .16 gallons/foot = 4.87 gallons

EQUIPMENT VOLUME PURGE: 1 EQUIPMENT VOL. = PUMP VOLUME + (TUBING CAPACITY X TUBING LENGTH) + FLOW CELL VOLUME
(only fill out if applicable)
= gallons + (gallons/foot X feet) + gallons = gallons

INITIAL PUMP OR TUBING DEPTH IN WELL (feet):
FINAL PUMP OR TUBING DEPTH IN WELL (feet):
PURGING INITIATED AT: 1000
PURGING ENDED AT: 1016
TOTAL VOLUME PURGED (gallons): 8.0

TIME	VOLUME PURGED (gallons)	CUMUL. VOLUME PURGED (gallons)	PURGE RATE (gpm)	DEPTH TO WATER (feet)	pH (standard units)	TEMP. (°C)	COND. (µmhos/cm or µS/cm)	DISSOLVED OXYGEN (circle mg/L or % saturation)	TURBIDITY (NTUs)	COLOR (describe)	ODOR (describe)
1010	5.0	5.0	.5	8.64	5.83	22.3	2119	1.54	5.85	no	yes
1013	1.5	6.5		8.64	5.87	22.4	2165	1.50	6.21		
1016	1.5	8.0		8.64	5.90	22.4	2199	1.46	8.77		

WELL CAPACITY (Gallons Per Foot): 0.75" = 0.02; 1" = 0.04; 1.25" = 0.06; 2" = 0.16; 3" = 0.37; 4" = 0.65; 5" = 1.02; 6" = 1.47; 12" = 5.88
TUBING INSIDE DIA. CAPACITY (Gal./Ft.): 1/8" = 0.0006; 3/16" = 0.0014; 1/4" = 0.0026; 5/16" = 0.004; 3/8" = 0.006; 1/2" = 0.010; 5/8" = 0.016

SAMPLING DATA

SAMPLED BY (PRINT) / AFFILIATION: Lizette Elcd
SAMPLER(S) SIGNATURES:
PUMP OR TUBING DEPTH IN WELL (feet):
SAMPLE PUMP FLOW RATE (mL per minute):
SAMPLING INITIATED AT: 1017
SAMPLING ENDED AT:
FIELD DECONTAMINATION: Y N
FIELD-FILTERED: Y N
Filtration Equipment Type:
FILTER SIZE: ____ µm
TUBING MATERIAL CODE: PE
DUPLICATE: Y N

SAMPLE CONTAINER SPECIFICATION				SAMPLE PRESERVATION				
SAMPLE ID CODE	# CONTAINERS	MATERIAL CODE	VOLUME	PRESERVATIVE USED	TOTAL VOL ADDED IN FIELD (mL)	FINAL pH	INTENDED ANALYSIS AND/OR METHOD	SAMPLING EQUIPMENT CODE

REMARKS:

MATERIAL CODES: AG = Amber Glass; CG = Clear Glass; PE = Polyethylene; PP = Polypropylene; S = Silicone; T = Teflon; O = Other (Specify)

SAMPLING/PURGING EQUIPMENT CODES: APP = After Peristaltic Pump; B = Bailer; BP = Bladder Pump; ESP = Electric Submersible Pump; PP = Peristaltic Pump; RFPP = Reverse Flow Peristaltic Pump; SM = Straw Method (Tubing Gravity Drain); VT = Vacuum Trap; O = Other (Specify)

NOTES: 1. The above do not constitute all of the information required by Chapter 62-160, F.A.C.
2. STABILIZATION CRITERIA FOR RANGE OF VARIATION OF LAST THREE CONSECUTIVE READINGS (SEE FS 2212, SECTION 3)
pH: ± 0.2 units Temperature: ± 0.2 °C Specific Conductance: ± 5% Dissolved Oxygen: all readings ≤ 20% saturation (see Table FS 2200-2); optionally, ± 0.2 mg/L or ± 10% (whichever is greater) Turbidity: all readings ≤ 20 NTU; optionally ± 5 NTU or ± 10% (whichever is greater)

DEP-SOP-001/01
FS 2200 Groundwater Sampling
Form FD 9000-24

GROUNDWATER SAMPLING LOG

SITE NAME: Camden CE		SITE LOCATION: Volusia	
WELL NO: B41-2	SAMPLE ID:		DATE: 10/3/06

PURGING DATA

WELL DIAMETER (inches): 2	TUBING DIAMETER (inches): 3/8	WELL SCREEN INTERVAL DEPTH: feet to feet	STATIC DEPTH TO WATER (feet): 5.25	PURGE PUMP TYPE OR BAILER: PP

WELL VOLUME PURGE: 1 WELL VOLUME = (TOTAL WELL DEPTH – STATIC DEPTH TO WATER) X WELL CAPACITY
(only fill out if applicable)
= (17.75 feet – 5.25 feet) X .16 gallons/foot = 2.0 gallons

EQUIPMENT VOLUME PURGE: 1 EQUIPMENT VOL. = PUMP VOLUME + (TUBING CAPACITY X TUBING LENGTH) + FLOW CELL VOLUME
(only fill out if applicable)
= gallons + (gallons/foot X feet) + gallons = gallons

INITIAL PUMP OR TUBING DEPTH IN WELL (feet):	FINAL PUMP OR TUBING DEPTH IN WELL (feet):	PURGING INITIATED AT: 1030	PURGING ENDED AT: 1038	TOTAL VOLUME PURGED (gallons): 4.0

TIME	VOLUME PURGED (gallons)	CUMUL. VOLUME PURGED (gallons)	PURGE RATE (gpm)	DEPTH TO WATER (feet)	pH (standard units)	TEMP. (°C)	COND. (µmhos/cm or µS/cm)	DISSOLVED OXYGEN (circle mg/L or % saturation)	TURBIDITY (NTUs)	COLOR (describe)	ODOR (describe)
1034	2.0	2.0	.5	6.04	6.44	23.4	1255	1.36	4.37	no	no
1036	1.0	3.0		6.04	6.41	23.4	1287	1.30	3.20		
1038	1.0	4.0		6.04	6.38	23.4	1301	1.26	2.11		

WELL CAPACITY (Gallons Per Foot): 0.75" = 0.02; 1" = 0.04; 1.25" = 0.06; 2" = 0.16; 3" = 0.37; 4" = 0.65; 5" = 1.02; 6" = 1.47; 12" = 5.88
TUBING INSIDE DIA. CAPACITY (Gal./Ft.): 1/8" = 0.0006; 3/16" = 0.0014; 1/4" = 0.0026; 5/16" = 0.004; 3/8" = 0.006; 1/2" = 0.010; 5/8" = 0.016

SAMPLING DATA

SAMPLED BY (PRINT) / AFFILIATION: Cidelle / EC	SAMPLER(S) SIGNATURES:	SAMPLING INITIATED AT: 1039	SAMPLING ENDED AT:
PUMP OR TUBING DEPTH IN WELL (feet):	SAMPLE PUMP FLOW RATE (mL per minute):	TUBING MATERIAL CODE: PE	
FIELD DECONTAMINATION: (Y) N	FIELD-FILTERED: Y (N) Filtration Equipment Type:	FILTER SIZE: ____ µm	DUPLICATE: Y (N)

SAMPLE CONTAINER SPECIFICATION				SAMPLE PRESERVATION				
SAMPLE ID CODE	# CONTAINERS	MATERIAL CODE	VOLUME	PRESERVATIVE USED	TOTAL VOL ADDED IN FIELD (mL)	FINAL pH	INTENDED ANALYSIS AND/OR METHOD	SAMPLING EQUIPMENT CODE

REMARKS:

MATERIAL CODES: AG = Amber Glass; CG = Clear Glass; PE = Polyethylene; PP = Polypropylene; S = Silicone; T = Teflon; O = Other (Specify)

SAMPLING/PURGING EQUIPMENT CODES: APP = After Peristaltic Pump; B = Bailer; BP = Bladder Pump; ESP = Electric Submersible Pump; PP = Peristaltic Pump; RFPP = Reverse Flow Peristaltic Pump; SM = Straw Method (Tubing Gravity Drain); VT = Vacuum Trap; O = Other (Specify)

NOTES: 1. The above do not constitute all of the information required by Chapter 62-160, F.A.C.
2. STABILIZATION CRITERIA FOR RANGE OF VARIATION OF LAST THREE CONSECUTIVE READINGS (SEE FS 2212, SECTION 3)
pH: ± 0.2 units Temperature: ± 0.2 °C Specific Conductance: ± 5% Dissolved Oxygen: all readings ≤ 20% saturation (see Table FS 2200-2); optionally, ± 0.2 mg/L or ± 10% (whichever is greater) Turbidity: all readings ≤ 20 NTU; optionally ± 5 NTU or ± 10% (whichever is greater)

DEP-SOP-001/01
FS 2200 Groundwater Sampling
Form FD 9000-24

GROUNDWATER SAMPLING LOG

SITE NAME: Tomdal	SITE LOCATION:	
WELL NO: B63-1	SAMPLE ID:	DATE: 11/3/01

PURGING DATA

WELL DIAMETER (inches): 2	TUBING DIAMETER (inches): 3/8	WELL SCREEN INTERVAL DEPTH: feet to feet	STATIC DEPTH TO WATER (feet):	PURGE PUMP TYPE OR BAILER: PP

WELL VOLUME PURGE: 1 WELL VOLUME = (TOTAL WELL DEPTH – STATIC DEPTH TO WATER) X WELL CAPACITY
(only fill out if applicable)
= (30.45 feet – 1.95 feet) X .16 gallons/foot = 4.56 gallons

EQUIPMENT VOLUME PURGE: 1 EQUIPMENT VOL. = PUMP VOLUME + (TUBING CAPACITY X TUBING LENGTH) + FLOW CELL VOLUME
(only fill out if applicable)
= gallons + (gallons/foot X feet) + gallons = gallons

INITIAL PUMP OR TUBING DEPTH IN WELL (feet):	FINAL PUMP OR TUBING DEPTH IN WELL (feet):	PURGING INITIATED AT: 1050	PURGING ENDED AT: 1106	TOTAL VOLUME PURGED (gallons): 8.0

TIME	VOLUME PURGED (gallons)	CUMUL. VOLUME PURGED (gallons)	PURGE RATE (gpm)	DEPTH TO WATER (feet)	pH (standard units)	TEMP. (°C)	COND. (µmhos/cm or µS/cm)	DISSOLVED OXYGEN (circle mg/L or % saturation)	TURBIDITY (NTUs)	COLOR (describe)	ODOR (describe)
1100	5.0	5.0	.5	3.61	6.51	23.8	781	1.42	2.86	no	no
1103	1.5	6.5		3.62	6.45	23.7	775	1.36	2.81		
1106	1.5	8.0		3.62	6.41	23.7	770	1.26	3.35		

WELL CAPACITY (Gallons Per Foot): 0.75" = 0.02; 1" = 0.04; 1.25" = 0.06; 2" = 0.16; 3" = 0.37; 4" = 0.65; 5" = 1.02; 6" = 1.47; 12" = 5.88
TUBING INSIDE DIA. CAPACITY (Gal./Ft.): 1/8" = 0.0006; 3/16" = 0.0014; 1/4" = 0.0026; 5/16" = 0.004; 3/8" = 0.006; 1/2" = 0.010; 5/8" = 0.016

SAMPLING DATA

SAMPLED BY (PRINT) / AFFILIATION: Liddie / Eld	SAMPLER(S) SIGNATURES:	SAMPLING INITIATED AT: 1107	SAMPLING ENDED AT:
PUMP OR TUBING DEPTH IN WELL (feet):	SAMPLE PUMP FLOW RATE (mL per minute):	TUBING MATERIAL CODE: PE	
FIELD DECONTAMINATION: (Y) N	FIELD-FILTERED: Y (N) Filtration Equipment Type: FILTER SIZE: ____ µm	DUPLICATE: Y (N)	

SAMPLE CONTAINER SPECIFICATION				SAMPLE PRESERVATION				
SAMPLE ID CODE	# CONTAINERS	MATERIAL CODE	VOLUME	PRESERVATIVE USED	TOTAL VOL ADDED IN FIELD (mL)	FINAL pH	INTENDED ANALYSIS AND/OR METHOD	SAMPLING EQUIPMENT CODE

REMARKS:

MATERIAL CODES: AG = Amber Glass; CG = Clear Glass; PE = Polyethylene; PP = Polypropylene; S = Silicone; T = Teflon; O = Other (Specify)

SAMPLING/PURGING EQUIPMENT CODES: APP = After Peristaltic Pump; B = Bailer; BP = Bladder Pump; ESP = Electric Submersible Pump; PP = Peristaltic Pump; RFPP = Reverse Flow Peristaltic Pump; SM = Straw Method (Tubing Gravity Drain); VT = Vacuum Trap; O = Other (Specify)

NOTES: 1. The above do not constitute all of the information required by Chapter 62-160, F.A.C.
2. STABILIZATION CRITERIA FOR RANGE OF VARIATION OF LAST THREE CONSECUTIVE READINGS (SEE FS 2212, SECTION 3)
pH: ± 0.2 units **Temperature:** ± 0.2 °C **Specific Conductance:** ± 5% **Dissolved Oxygen:** all readings ≤ 20% saturation (see Table FS 2200-2); optionally, ± 0.2 mg/L or ± 10% (whichever is greater) **Turbidity:** all readings ≤ 20 NTU; optionally ± 5 NTU or ± 10% (whichever is greater)

DEP-SOP-001/01
FS 2200 Groundwater Sampling
Form FD 9000-24

GROUNDWATER SAMPLING LOG

SITE NAME: Tomb WP		SITE LOCATION:
WELL NO: B63-2	SAMPLE ID:	DATE: 11/3/05

PURGING DATA

WELL DIAMETER (inches): 2	TUBING DIAMETER (inches): 3/8	WELL SCREEN INTERVAL DEPTH: feet to feet	STATIC DEPTH TO WATER (feet):	PURGE PUMP TYPE OR BAILER: PP

WELL VOLUME PURGE: 1 WELL VOLUME = (TOTAL WELL DEPTH – STATIC DEPTH TO WATER) X WELL CAPACITY
(only fill out if applicable)
= (14.32 feet – 2.65 feet) X .16 gallons/foot = 1.87 gallons

EQUIPMENT VOLUME PURGE: 1 EQUIPMENT VOL. = PUMP VOLUME + (TUBING CAPACITY X TUBING LENGTH) + FLOW CELL VOLUME
(only fill out if applicable)
= gallons + (gallons/foot X feet) + gallons = gallons

INITIAL PUMP OR TUBING DEPTH IN WELL (feet):	FINAL PUMP OR TUBING DEPTH IN WELL (feet):	PURGING INITIATED AT: 1115	PURGING ENDED AT: 1123	TOTAL VOLUME PURGED (gallons): 4.0

TIME	VOLUME PURGED (gallons)	CUMUL. VOLUME PURGED (gallons)	PURGE RATE (gpm)	DEPTH TO WATER (feet)	pH (standard units)	TEMP. (°C)	COND. (µmhos/cm or µS/cm)	DISSOLVED OXYGEN (circle mg/L or % saturation)	TURBIDITY (NTUs)	COLOR (describe)	ODOR (describe)
1119	2.0	2.0	.5	3.87	6.79	24.9	747	1.58	18.1	yellow	yes
1121	1.0	3.0		3.88	6.82	24.8	744	1.50	12.84		
1123	1.0	4.0		3.87	6.85	24.8	745	1.42	7.52		

WELL CAPACITY (Gallons Per Foot): 0.75" = 0.02; 1" = 0.04; 1.25" = 0.06; 2" = 0.16; 3" = 0.37; 4" = 0.65; 5" = 1.02; 6" = 1.47; 12" = 5.88
TUBING INSIDE DIA. CAPACITY (Gal./Ft.): 1/8" = 0.0006; 3/16" = 0.0014; 1/4" = 0.0026; 5/16" = 0.004; 3/8" = 0.006; 1/2" = 0.010; 5/8" = 0.016

SAMPLING DATA

SAMPLED BY (PRINT) / AFFILIATION: Liddle/Eh	SAMPLER(S) SIGNATURE(S):	SAMPLING INITIATED AT: 1124	SAMPLING ENDED AT:
PUMP OR TUBING DEPTH IN WELL (feet):	SAMPLE PUMP FLOW RATE (mL per minute):	TUBING MATERIAL CODE: pe	
FIELD DECONTAMINATION: (Y) N	FIELD-FILTERED: Y (N) Filtration Equipment Type: FILTER SIZE: ____ µm	DUPLICATE: Y (N)	

SAMPLE CONTAINER SPECIFICATION				SAMPLE PRESERVATION			INTENDED ANALYSIS AND/OR METHOD	SAMPLING EQUIPMENT CODE
SAMPLE ID CODE	# CONTAINERS	MATERIAL CODE	VOLUME	PRESERVATIVE USED	TOTAL VOL ADDED IN FIELD (mL)	FINAL pH		

REMARKS:

MATERIAL CODES: AG = Amber Glass; CG = Clear Glass; PE = Polyethylene; PP = Polypropylene; S = Silicone; T = Teflon; O = Other (Specify)

SAMPLING/PURGING EQUIPMENT CODES: APP = After Peristaltic Pump; B = Bailer; BP = Bladder Pump; ESP = Electric Submersible Pump; PP = Peristaltic Pump; RFPP = Reverse Flow Peristaltic Pump; SM = Straw Method (Tubing Gravity Drain); VT = Vacuum Trap; O = Other (Specify)

NOTES: 1. The above do not constitute all of the information required by Chapter 62-160, F.A.C.
2. STABILIZATION CRITERIA FOR RANGE OF VARIATION OF LAST THREE CONSECUTIVE READINGS (SEE FS 2212, SECTION 3)
pH: ± 0.2 units **Temperature:** ± 0.2 °C **Specific Conductance:** ± 5% **Dissolved Oxygen:** all readings ≤ 20% saturation (see Table FS 2200-2); optionally, ± 0.2 mg/L or ± 10% (whichever is greater) **Turbidity:** all readings ≤ 20 NTU; optionally ± 5 NTU or ± 10% (whichever is greater)

DEP-SOP-001/01
FS 2200 Groundwater Sampling
Form FD 9000-24

GROUNDWATER SAMPLING LOG

SITE NAME: Tonda CE
SITE LOCATION:
WELL NO: B37-1
SAMPLE ID:
DATE: 11/3/04

PURGING DATA

WELL DIAMETER (inches): 2
TUBING DIAMETER (inches): 3/4
WELL SCREEN INTERVAL DEPTH: feet to feet
STATIC DEPTH TO WATER (feet): 2.45
PURGE PUMP TYPE OR BAILER: PP

WELL VOLUME PURGE: 1 WELL VOLUME = (TOTAL WELL DEPTH – STATIC DEPTH TO WATER) X WELL CAPACITY
(only fill out if applicable)
= (37.7 feet – 2.45 feet) X .16 gallons/foot = 5.64 gallons

EQUIPMENT VOLUME PURGE: 1 EQUIPMENT VOL. = PUMP VOLUME + (TUBING CAPACITY X TUBING LENGTH) + FLOW CELL VOLUME
(only fill out if applicable)
= gallons + (gallons/foot X feet) + gallons = gallons

INITIAL PUMP OR TUBING DEPTH IN WELL (feet):
FINAL PUMP OR TUBING DEPTH IN WELL (feet):
PURGING INITIATED AT: 1140
PURGING ENDED AT: 1156
TOTAL VOLUME PURGED (gallons): 9.0

TIME	VOLUME PURGED (gallons)	CUMUL. VOLUME PURGED (gallons)	PURGE RATE (gpm)	DEPTH TO WATER (feet)	pH (standard units)	TEMP. (°C)	COND. (µmhos/cm or µS/cm)	DISSOLVED OXYGEN (circle mg/L or % saturation)	TURBIDITY (NTUs)	COLOR (describe)	ODOR (describe)
1152	6.0	6.0	.5	4.64	6.44	24.3	2523	1.60	2.03	no	yes
1155	1.5	7.5		4.64	6.47	24.2	2514	1.52	4.26		
1156	1.5	9.0		4.65	6.45	24.1	2509	1.47	1.71		

WELL CAPACITY (Gallons Per Foot): 0.75" = 0.02; 1" = 0.04; 1.25" = 0.06; 2" = 0.16; 3" = 0.37; 4" = 0.65; 5" = 1.02; 6" = 1.47; 12" = 5.88
TUBING INSIDE DIA. CAPACITY (Gal./Ft.): 1/8" = 0.0006; 3/16" = 0.0014; 1/4" = 0.0026; 5/16" = 0.004; 3/8" = 0.006; 1/2" = 0.010; 5/8" = 0.016

SAMPLING DATA

SAMPLED BY (PRINT) / AFFILIATION: Liddle/Elad
SAMPLER(S) SIGNATURES:
SAMPLING INITIATED AT: 1157
SAMPLING ENDED AT:
PUMP OR TUBING DEPTH IN WELL (feet):
SAMPLE PUMP FLOW RATE (mL per minute):
TUBING MATERIAL CODE: PE
FIELD DECONTAMINATION: (Y) N
FIELD-FILTERED: Y (N)
Filtration Equipment Type:
FILTER SIZE: ____ µm
DUPLICATE: Y (N)

SAMPLE ID CODE	# CONTAINERS	MATERIAL CODE	VOLUME	PRESERVATIVE USED	TOTAL VOL ADDED IN FIELD (mL)	FINAL pH	INTENDED ANALYSIS AND/OR METHOD	SAMPLING EQUIPMENT CODE

REMARKS:

MATERIAL CODES: AG = Amber Glass; CG = Clear Glass; PE = Polyethylene; PP = Polypropylene; S = Silicone; T = Teflon; O = Other (Specify)

SAMPLING/PURGING EQUIPMENT CODES: APP = After Peristaltic Pump; B = Bailer; BP = Bladder Pump; ESP = Electric Submersible Pump; PP = Peristaltic Pump; RFPP = Reverse Flow Peristaltic Pump; SM = Straw Method (Tubing Gravity Drain); VT = Vacuum Trap; O = Other (Specify)

NOTES: 1. The above do not constitute all of the information required by Chapter 62-160, F.A.C.
2. STABILIZATION CRITERIA FOR RANGE OF VARIATION OF LAST THREE CONSECUTIVE READINGS (SEE FS 2212, SECTION 3)
pH: ± 0.2 units Temperature: ± 0.2 °C Specific Conductance: ± 5% Dissolved Oxygen: all readings ≤ 20% saturation (see Table FS 2200-2); optionally, ± 0.2 mg/L or ± 10% (whichever is greater) Turbidity: all readings ≤ 20 NTU; optionally ± 5 NTU or ± 10% (whichever is greater)

DEP-SOP-001/01
FS 2200 Groundwater Sampling
Form FD 9000-24

GROUNDWATER SAMPLING LOG

SITE NAME: Tomdu Ut	SITE LOCATION: Ubur
WELL NO: B 37-2	SAMPLE ID:
	DATE: 11/3/al

PURGING DATA

WELL DIAMETER (inches): 2	TUBING DIAMETER (inches): 3/8	WELL SCREEN INTERVAL DEPTH: feet to feet	STATIC DEPTH TO WATER (feet): 2.71	PURGE PUMP TYPE OR BAILER: PP

WELL VOLUME PURGE: 1 WELL VOLUME = (TOTAL WELL DEPTH – STATIC DEPTH TO WATER) X WELL CAPACITY
(only fill out if applicable)
= (17.0 feet – 2.71 feet) X 1/4 gallons/foot = 2.28 gallons

EQUIPMENT VOLUME PURGE: 1 EQUIPMENT VOL. = PUMP VOLUME + (TUBING CAPACITY X TUBING LENGTH) + FLOW CELL VOLUME
(only fill out if applicable)
= gallons + (. gallons/foot X feet) + gallons = gallons

INITIAL PUMP OR TUBING DEPTH IN WELL (feet):	FINAL PUMP OR TUBING DEPTH IN WELL (feet):	PURGING INITIATED AT: 1205	PURGING ENDED AT: 1214	TOTAL VOLUME PURGED (gallons): 4.5

TIME	VOLUME PURGED (gallons)	CUMUL. VOLUME PURGED (gallons)	PURGE RATE (gpm)	DEPTH TO WATER (feet)	pH (standard units)	TEMP. (°C)	COND. (µmhos/cm or µS/cm)	DISSOLVED OXYGEN (circle mg/L or % saturation)	TURBIDITY (NTUs)	COLOR (describe)	ODOR (describe)
1210	2.5	2.5	.5	4.75	6.54	24.6	560	1.61	5.45	no	yes
1212	1.0	3.5		4.25	6.45	24.6	540	1.52	4.91		
1214	1.0	4.5		4.25	6.40	24.6	531	1.47	4.39		

WELL CAPACITY (Gallons Per Foot): 0.75" = 0.02; 1" = 0.04; 1.25" = 0.06; 2" = 0.16; 3" = 0.37; 4" = 0.65; 5" = 1.02; 6" = 1.47; 12" = 5.88
TUBING INSIDE DIA. CAPACITY (Gal./Ft.): 1/8" = 0.0006; 3/16" = 0.0014; 1/4" = 0.0026; 5/16" = 0.004; 3/8" = 0.006; 1/2" = 0.010; 5/8" = 0.016

SAMPLING DATA

SAMPLED BY (PRINT) / AFFILIATION: Liddle / Eler	SAMPLER(S) SIGNATURES:	SAMPLING INITIATED AT: 1215	SAMPLING ENDED AT:
PUMP OR TUBING DEPTH IN WELL (feet):	SAMPLE PUMP FLOW RATE (mL per minute):	TUBING MATERIAL CODE: PE	
FIELD DECONTAMINATION: (Y) N	FIELD-FILTERED: Y (N) Filtration Equipment Type: FILTER SIZE: ____ µm	DUPLICATE: Y (N)	

SAMPLE CONTAINER SPECIFICATION				SAMPLE PRESERVATION				
SAMPLE ID CODE	# CONTAINERS	MATERIAL CODE	VOLUME	PRESERVATIVE USED	TOTAL VOL ADDED IN FIELD (mL)	FINAL pH	INTENDED ANALYSIS AND/OR METHOD	SAMPLING EQUIPMENT CODE

REMARKS:

MATERIAL CODES: AG = Amber Glass; CG = Clear Glass; PE = Polyethylene; PP = Polypropylene; S = Silicone; T = Teflon; O = Other (Specify)

SAMPLING/PURGING EQUIPMENT CODES: APP = After Peristaltic Pump; B = Bailer; BP = Bladder Pump; ESP = Electric Submersible Pump; PP = Peristaltic Pump; RFPP = Reverse Flow Peristaltic Pump; SM = Straw Method (Tubing Gravity Drain); VT = Vacuum Trap; O = Other (Specify)

NOTES: 1. **The above do not constitute all of the information required by Chapter 62-160, F.A.C.**
2. STABILIZATION CRITERIA FOR RANGE OF VARIATION OF LAST THREE CONSECUTIVE READINGS (SEE FS 2212, SECTION 3)
pH: ± 0.2 units **Temperature:** ± 0.2 °C **Specific Conductance:** ± 5% **Dissolved Oxygen:** all readings ≤ 20% saturation (see Table FS 2200-2); optionally, ± 0.2 mg/L or ± 10% (whichever is greater) **Turbidity:** all readings ≤ 20 NTU; optionally ± 5 NTU or ± 10% (whichever is greater)

DEP-SOP-001/01
FS 2200 Groundwater Sampling
Form FD 9000-24

GROUNDWATER SAMPLING LOG

SITE NAME: Tinker UF		SITE LOCATION: Wilcox	
WELL NO: B8-1	SAMPLE ID:		DATE: 11/3/05

PURGING DATA

WELL DIAMETER (inches): 2	TUBING DIAMETER (inches): 3/8	WELL SCREEN INTERVAL DEPTH: feet to feet	STATIC DEPTH TO WATER (feet):	PURGE PUMP TYPE OR BAILER: FP

WELL VOLUME PURGE: 1 WELL VOLUME = (TOTAL WELL DEPTH – STATIC DEPTH TO WATER) X WELL CAPACITY
(only fill out if applicable)
= (15.68 feet – 11.76 feet) X .16 gallons/foot = .62 gallons

EQUIPMENT VOLUME PURGE: 1 EQUIPMENT VOL. = PUMP VOLUME + (TUBING CAPACITY X TUBING LENGTH) + FLOW CELL VOLUME
(only fill out if applicable)
= gallons + (gallons/foot X feet) + gallons = gallons

INITIAL PUMP OR TUBING DEPTH IN WELL (feet):	FINAL PUMP OR TUBING DEPTH IN WELL (feet):	PURGING INITIATED AT: 1230	PURGING ENDED AT: 1236	TOTAL VOLUME PURGED (gallons): 3.0

TIME	VOLUME PURGED (gallons)	CUMUL. VOLUME PURGED (gallons)	PURGE RATE (gpm)	DEPTH TO WATER (feet)	pH (standard units)	TEMP. (°C)	COND. (µmhos/cm or µS/cm)	DISSOLVED OXYGEN (circle mg/L or % saturation)	TURBIDITY (NTUs)	COLOR (describe)	ODOR (describe)
1232	1.0	1.0	1	12.16	6.20	26.2	628	1.57	2.11	no	yes
1234	1.0	2.0		12.14	6.17	26.1	624	1.51	1.41		
1236	1.0	3.0		12.16	6.14	26.1	620	1.47	.97		

WELL CAPACITY (Gallons Per Foot): 0.75" = 0.02; 1" = 0.04; 1.25" = 0.06; 2" = 0.16; 3" = 0.37; 4" = 0.65; 6" = 1.02; 6" = 1.47; 12" = 5.88
TUBING INSIDE DIA. CAPACITY (Gal./Ft.): 1/8" = 0.0006; 3/16" = 0.0014; 1/4" = 0.0026; 5/16" = 0.004; 3/8" = 0.006; 1/2" = 0.010; 5/8" = 0.016

SAMPLING DATA

SAMPLED BY (PRINT) / AFFILIATION: Liddle / Eled	SAMPLER(S) SIGNATURES:	SAMPLING INITIATED AT: 1237	SAMPLING ENDED AT:
PUMP OR TUBING DEPTH IN WELL (feet):	SAMPLE PUMP FLOW RATE (mL per minute):	TUBING MATERIAL CODE: PE	
FIELD DECONTAMINATION: Y N	FIELD-FILTERED: Y N Filtration Equipment Type:	FILTER SIZE: ____ µm	DUPLICATE: Y N

SAMPLE CONTAINER SPECIFICATION				SAMPLE PRESERVATION				
SAMPLE ID CODE	# CONTAINERS	MATERIAL CODE	VOLUME	PRESERVATIVE USED	TOTAL VOL ADDED IN FIELD (mL)	FINAL pH	INTENDED ANALYSIS AND/OR METHOD	SAMPLING EQUIPMENT CODE

REMARKS:

MATERIAL CODES: AG = Amber Glass; CG = Clear Glass; PE = Polyethylene; PP = Polypropylene; S = Silicone; T = Teflon; O = Other (Specify)

SAMPLING/PURGING EQUIPMENT CODES: APP = After Peristaltic Pump; B = Bailer; BP = Bladder Pump; ESP = Electric Submersible Pump; PP = Peristaltic Pump; RFPP = Reverse Flow Peristaltic Pump; SM = Straw Method (Tubing Gravity Drain); VT = Vacuum Trap; O = Other (Specify)

NOTES: 1. **The above do not constitute all of the information required by Chapter 62-160, F.A.C.**
2. STABILIZATION CRITERIA FOR RANGE OF VARIATION OF LAST THREE CONSECUTIVE READINGS (SEE FS 2212, SECTION 3)
pH: ± 0.2 units **Temperature:** ± 0.2 °C **Specific Conductance:** ± 5% **Dissolved Oxygen:** all readings ≤ 20% saturation (see Table FS 2200-2); optionally, ± 0.2 mg/L or ± 10% (whichever is greater) **Turbidity:** all readings ≤ 20 NTU; optionally ± 5 NTU or ± 10% (whichever is greater)

DEP-SOP-001/01
FS 2200 Groundwater Sampling
Form FD 9000-24

GROUNDWATER SAMPLING LOG

SITE NAME: Tonden		SITE LOCATION:
WELL NO: B8-2	SAMPLE ID:	DATE: 11/3/04

PURGING DATA

WELL DIAMETER (inches): 2	TUBING DIAMETER (inches): 3/8	WELL SCREEN INTERVAL DEPTH: feet to feet	STATIC DEPTH TO WATER (feet):	PURGE PUMP TYPE OR BAILER: PP

WELL VOLUME PURGE: (only fill out if applicable) 1 WELL VOLUME = (TOTAL WELL DEPTH – STATIC DEPTH TO WATER) X WELL CAPACITY
= (33.15 feet – 6.70 feet) X .16 gallons/foot = 4.23 gallons

EQUIPMENT VOLUME PURGE: (only fill out if applicable) 1 EQUIPMENT VOL. = PUMP VOLUME + (TUBING CAPACITY X TUBING LENGTH) + FLOW CELL VOLUME
= gallons + (gallons/foot X feet) + gallons = gallons

INITIAL PUMP OR TUBING DEPTH IN WELL (feet):	FINAL PUMP OR TUBING DEPTH IN WELL (feet):	PURGING INITIATED AT: 1250	PURGING ENDED AT: 1304	TOTAL VOLUME PURGED (gallons): 7.0

TIME	VOLUME PURGED (gallons)	CUMUL. VOLUME PURGED (gallons)	PURGE RATE (gpm)	DEPTH TO WATER (feet)	pH (standard units)	TEMP. (°C)	COND. (µmhos/cm or µS/cm)	DISSOLVED OXYGEN (circle mg/L or % saturation)	TURBIDITY (NTUs)	COLOR (describe)	ODOR (describe)
1300	5.0	5.0	15	7.34	5.58	26.0	417	1.47	2.25	no	yes
1302	1.0	6.0		7.34	5.47	25.9	431	1.40	2.04		
1304	1.0	7.0		7.35	5.39	25.8	452	1.36	1.97		

WELL CAPACITY (Gallons Per Foot): 0.75" = 0.02; 1" = 0.04; 1.25" = 0.06; 2" = 0.16; 3" = 0.37; 4" = 0.65; 5" = 1.02; 6" = 1.47; 12" = 5.88
TUBING INSIDE DIA. CAPACITY (Gal./Ft.): 1/8" = 0.0006; 3/16" = 0.0014; 1/4" = 0.0026; 5/16" = 0.004; 3/8" = 0.006; 1/2" = 0.010; 5/8" = 0.016

SAMPLING DATA

SAMPLED BY (PRINT) / AFFILIATION: Liddle / Ecol	SAMPLER(S) SIGNATURES:	SAMPLING INITIATED AT: 1305	SAMPLING ENDED AT:
PUMP OR TUBING DEPTH IN WELL (feet):	SAMPLE PUMP FLOW RATE (mL per minute):	TUBING MATERIAL CODE: PE	
FIELD DECONTAMINATION: (Y) N	FIELD-FILTERED: Y (N) FILTER SIZE: ____ µm Filtration Equipment Type:	DUPLICATE: Y (N)	

SAMPLE CONTAINER SPECIFICATION				SAMPLE PRESERVATION				
SAMPLE ID CODE	# CONTAINERS	MATERIAL CODE	VOLUME	PRESERVATIVE USED	TOTAL VOL ADDED IN FIELD (mL)	FINAL pH	INTENDED ANALYSIS AND/OR METHOD	SAMPLING EQUIPMENT CODE

REMARKS:

MATERIAL CODES: AG = Amber Glass; CG = Clear Glass; PE = Polyethylene; PP = Polypropylene; S = Silicone; T = Teflon; O = Other (Specify)

SAMPLING/PURGING EQUIPMENT CODES: APP = After Peristaltic Pump; B = Bailer; BP = Bladder Pump; ESP = Electric Submersible Pump; PP = Peristaltic Pump; RFPP = Reverse Flow Peristaltic Pump; SM = Straw Method (Tubing Gravity Drain); VT = Vacuum Trap; O = Other (Specify)

NOTES: 1. **The above do not constitute all of the information required by Chapter 62-160, F.A.C.**
2. STABILIZATION CRITERIA FOR RANGE OF VARIATION OF LAST THREE CONSECUTIVE READINGS (SEE FS 2212, SECTION 3)
pH: ± 0.2 units **Temperature:** ± 0.2 °C **Specific Conductance:** ± 5% **Dissolved Oxygen:** all readings ≤ 20% saturation (see Table FS 2200-2); optionally, ± 0.2 mg/L or ± 10% (whichever is greater) **Turbidity:** all readings ≤ 20 NTU; optionally ± 5 NTU or ± 10% (whichever is greater)

DEP-SOP-001/01
FS 2200 Groundwater Sampling
Form FD 9000-24

GROUNDWATER SAMPLING LOG

SITE NAME: Tomoka LF		SITE LOCATION: Volusia	
WELL NO: B66	SAMPLE ID:		DATE: 11/3/04

PURGING DATA

WELL DIAMETER (inches): 2	TUBING DIAMETER (inches): 3/8	WELL SCREEN INTERVAL DEPTH: feet to feet	STATIC DEPTH TO WATER (feet): 5.95	PURGE PUMP TYPE OR BAILER: PP

WELL VOLUME PURGE: 1 WELL VOLUME = (TOTAL WELL DEPTH – STATIC DEPTH TO WATER) X WELL CAPACITY
(only fill out if applicable)
= (35.80 feet – 5.95 feet) X .16 gallons/foot = 4.77 gallons

EQUIPMENT VOLUME PURGE: 1 EQUIPMENT VOL. = PUMP VOLUME + (TUBING CAPACITY X TUBING LENGTH) + FLOW CELL VOLUME
(only fill out if applicable)
= gallons + (gallons/foot X feet) + gallons = gallons

INITIAL PUMP OR TUBING DEPTH IN WELL (feet):	FINAL PUMP OR TUBING DEPTH IN WELL (feet):	PURGING INITIATED AT: 1320	PURGING ENDED AT: 1334	TOTAL VOLUME PURGED (gallons): 7.0

TIME	VOLUME PURGED (gallons)	CUMUL. VOLUME PURGED (gallons)	PURGE RATE (gpm)	DEPTH TO WATER (feet)	pH (standard units)	TEMP. (°C)	COND. (µmhos/cm or µS/cm)	DISSOLVED OXYGEN (circle mg/L or % saturation)	TURBIDITY (NTUs)	COLOR (describe)	ODOR (describe)
1330	5.0	5.0	.5	6.81	6.06	26.9	876	1.63	10.05	none	yes
1332	1.0	6.0		6.81	5.97	26.8	874	1.51	10.05		
1334	1.0	7.0		6.81	5.90	26.8	870	1.36	10.06		

WELL CAPACITY (Gallons Per Foot): 0.75" = 0.02; 1" = 0.04; 1.25" = 0.06; 2" = 0.16; 3" = 0.37; 4" = 0.65; 5" = 1.02; 6" = 1.47; 12" = 5.88
TUBING INSIDE DIA. CAPACITY (Gal./Ft.): 1/8" = 0.0006; 3/16" = 0.0014; 1/4" = 0.0026; 5/16" = 0.004; 3/8" = 0.006; 1/2" = 0.010; 5/8" = 0.016

SAMPLING DATA

SAMPLED BY (PRINT) / AFFILIATION: Liddle/Klar	SAMPLER(S) SIGNATURES:	SAMPLING INITIATED AT: 1335	SAMPLING ENDED AT:
PUMP OR TUBING DEPTH IN WELL (feet):	SAMPLE PUMP FLOW RATE (mL per minute):	TUBING MATERIAL CODE: PE	
FIELD DECONTAMINATION: (Y) N	FIELD-FILTERED: Y (N) Filtration Equipment Type: FILTER SIZE: ____ µm	DUPLICATE: Y (N)	

SAMPLE CONTAINER SPECIFICATION				SAMPLE PRESERVATION				
SAMPLE ID CODE	# CONTAINERS	MATERIAL CODE	VOLUME	PRESERVATIVE USED	TOTAL VOL ADDED IN FIELD (mL)	FINAL pH	INTENDED ANALYSIS AND/OR METHOD	SAMPLING EQUIPMENT CODE

REMARKS:

MATERIAL CODES: AG = Amber Glass; CG = Clear Glass; PE = Polyethylene; PP = Polypropylene; S = Silicone; T = Teflon; O = Other (Specify)

SAMPLING/PURGING EQUIPMENT CODES: APP = After Peristaltic Pump; B = Bailer; BP = Bladder Pump; ESP = Electric Submersible Pump; PP = Peristaltic Pump; RFPP = Reverse Flow Peristaltic Pump; SM = Straw Method (Tubing Gravity Drain); VT = Vacuum Trap; O = Other (Specify)

NOTES: 1. The above do not constitute all of the information required by Chapter 62-160, F.A.C.
2. STABILIZATION CRITERIA FOR RANGE OF VARIATION OF LAST THREE CONSECUTIVE READINGS (SEE FS 2212, SECTION 3)
pH: ± 0.2 units **Temperature:** ± 0.2 °C **Specific Conductance:** ± 5% **Dissolved Oxygen:** all readings ≤ 20% saturation (see Table FS 2200-2); optionally, ± 0.2 mg/L or ± 10% (whichever is greater) **Turbidity:** all readings ≤ 20 NTU; optionally ± 5 NTU or ± 10% (whichever is greater)

DEP-SOP-001/01
FS 2200 Groundwater Sampling
Form FD 9000-24

GROUNDWATER SAMPLING LOG

SITE NAME: Tomden CF		SITE LOCATION: Illinois	
WELL NO: B6C6	SAMPLE ID:		DATE: 11/3/01

PURGING DATA

WELL DIAMETER (inches): 2	TUBING DIAMETER (inches): 3/8	WELL SCREEN INTERVAL DEPTH: feet to feet	STATIC DEPTH TO WATER (feet): 6.00	PURGE PUMP TYPE OR BAILER: PP

WELL VOLUME PURGE: 1 WELL VOLUME = (TOTAL WELL DEPTH – STATIC DEPTH TO WATER) X WELL CAPACITY
(only fill out if applicable)
= (17.25 feet – 6.00 feet) X .14 gallons/foot = 1.86 gallons

EQUIPMENT VOLUME PURGE: 1 EQUIPMENT VOL. = PUMP VOLUME + (TUBING CAPACITY X TUBING LENGTH) + FLOW CELL VOLUME
(only fill out if applicable)
= gallons + (gallons/foot X feet) + gallons = gallons

INITIAL PUMP OR TUBING DEPTH IN WELL (feet):	FINAL PUMP OR TUBING DEPTH IN WELL (feet):	PURGING INITIATED AT: 1345	PURGING ENDED AT: 1353	TOTAL VOLUME PURGED (gallons): 4.0

TIME	VOLUME PURGED (gallons)	CUMUL. VOLUME PURGED (gallons)	PURGE RATE (gpm)	DEPTH TO WATER (feet)	pH (standard units)	TEMP. (°C)	COND. (µmhos/cm or µS/cm)	DISSOLVED OXYGEN (circle mg/L or % saturation)	TURBIDITY (NTUs)	COLOR (describe)	ODOR (describe)
1349	2.0	2.0	.5	6.59	6.44	25.3	473	1.51	5.68	no	no
1351	1.0	3.0		6.59	6.48	25.2	464	1.39	4.20		
1353	1.0	4.0		6.55	6.53	25.1	455	1.31	3.70		

WELL CAPACITY (Gallons Per Foot): 0.75" = 0.02; 1" = 0.04; 1.25" = 0.06; 2" = 0.16; 3" = 0.37; 4" = 0.65; 5" = 1.02; 6" = 1.47; 12" = 5.88
TUBING INSIDE DIA. CAPACITY (Gal./Ft.): 1/8" = 0.0006; 3/16" = 0.0014; 1/4" = 0.0026; 5/16" = 0.004; 3/8" = 0.006; 1/2" = 0.010; 5/8" = 0.016

SAMPLING DATA

SAMPLED BY (PRINT) / AFFILIATION: Liddie Elad	SAMPLER(S) SIGNATURES:	SAMPLING INITIATED AT: 1354	SAMPLING ENDED AT:
PUMP OR TUBING DEPTH IN WELL (feet):	SAMPLE PUMP FLOW RATE (mL per minute):	TUBING MATERIAL CODE: pe	
FIELD DECONTAMINATION: Y N	FIELD-FILTERED: Y N Filtration Equipment Type:	FILTER SIZE: ____ µm	DUPLICATE: Y N

SAMPLE CONTAINER SPECIFICATION				SAMPLE PRESERVATION				
SAMPLE ID CODE	# CONTAINERS	MATERIAL CODE	VOLUME	PRESERVATIVE USED	TOTAL VOL ADDED IN FIELD (mL)	FINAL pH	INTENDED ANALYSIS AND/OR METHOD	SAMPLING EQUIPMENT CODE

REMARKS:

MATERIAL CODES: AG = Amber Glass; CG = Clear Glass; PE = Polyethylene; PP = Polypropylene; S = Silicone; T = Teflon; O = Other (Specify)

SAMPLING/PURGING EQUIPMENT CODES: APP = After Peristaltic Pump; B = Bailer; BP = Bladder Pump; ESP = Electric Submersible Pump; PP = Peristaltic Pump; RFPP = Reverse Flow Peristaltic Pump; SM = Straw Method (Tubing Gravity Drain); VT = Vacuum Trap; O = Other (Specify)

NOTES: 1. **The above do not constitute all of the information required by Chapter 62-160, F.A.C.**
2. STABILIZATION CRITERIA FOR RANGE OF VARIATION OF LAST THREE CONSECUTIVE READINGS (SEE FS 2212, SECTION 3)
pH: ± 0.2 units **Temperature:** ± 0.2 °C **Specific Conductance:** ± 5% **Dissolved Oxygen:** all readings ≤ 20% saturation (see Table FS 2200-2); optionally, ± 0.2 mg/L or ± 10% (whichever is greater) **Turbidity:** all readings ≤ 20 NTU; optionally ± 5 NTU or ± 10% (whichever is greater)

DEP-SOP-001/01
FS 2200 Groundwater Sampling
Form FD 9000-24

GROUNDWATER SAMPLING LOG

SITE NAME: Zemula		SITE LOCATION: Volusia
WELL NO: BG2-1	SAMPLE ID:	DATE: 11/3/05

PURGING DATA

WELL DIAMETER (inches): 2	TUBING DIAMETER (inches): 3/8	WELL SCREEN INTERVAL DEPTH: feet to feet	STATIC DEPTH TO WATER (feet): 14.53	PURGE PUMP TYPE OR BAILER: PP

WELL VOLUME PURGE: 1 WELL VOLUME = (TOTAL WELL DEPTH – STATIC DEPTH TO WATER) X WELL CAPACITY
only fill out if applicable)
= (38.00 feet – 14.53 feet) X .16 gallons/foot = 3.75 gallons

EQUIPMENT VOLUME PURGE: 1 EQUIPMENT VOL. = PUMP VOLUME + (TUBING CAPACITY X TUBING LENGTH) + FLOW CELL VOLUME
(only fill out if applicable)
= gallons + (gallons/foot X feet) + gallons = gallons

INITIAL PUMP OR TUBING DEPTH IN WELL (feet):	FINAL PUMP OR TUBING DEPTH IN WELL (feet):	PURGING INITIATED AT: 1405	PURGING ENDED AT: 1417	TOTAL VOLUME PURGED (gallons): 6.0

TIME	VOLUME PURGED (gallons)	CUMUL. VOLUME PURGED (gallons)	PURGE RATE (gpm)	DEPTH TO WATER (feet)	pH (standard units)	TEMP. (°C)	COND. (µmhos/cm or µS/cm)	DISSOLVED OXYGEN (circle mg/L or % saturation)	TURBIDITY (NTUs)	COLOR (describe)	ODOR (describe)
1413	4.0	4.0	.5	16.21	6.44	25.1	849	1.63	14.0	no	yes
1415	1.0	5.0		16.21	6.40	25.0	876	1.50	12.7		
1417	1.0	6.0		16.21	6.36	24.9	890	1.41	12.1		

WELL CAPACITY (Gallons Per Foot): 0.75" = 0.02; 1" = 0.04; = 0.06; 2" = 0.16; 3" = 0.37; 4" = 0.65; 5" = 1.02; 6" = 1.47; 12" = 5.88
TUBING INSIDE DIA. CAPACITY (Gal./Ft.): 1/8" = 0.0006; 3/16" = 0.0014; 1/4" = 0.0026; 5/16" = 0.004; 3/8" = 0.006; 1/2" = 0.010; 5/8" = 0.016

SAMPLING DATA

SAMPLED BY (PRINT) / AFFILIATION: Cobbie/Kled	SAMPLER(S) SIGNATURES:	SAMPLING INITIATED AT: 1418	SAMPLING ENDED AT:
PUMP OR TUBING DEPTH IN WELL (feet):	SAMPLE PUMP FLOW RATE (mL per minute):	TUBING MATERIAL CODE:	
FIELD DECONTAMINATION: (Y) N	FIELD-FILTERED: Y (N) Filtration Equipment Type:	FILTER SIZE: ____ µm	DUPLICATE: Y (N)

SAMPLE CONTAINER SPECIFICATION				SAMPLE PRESERVATION			INTENDED ANALYSIS AND/OR METHOD	SAMPLING EQUIPMENT CODE
SAMPLE ID CODE	# CONTAINERS	MATERIAL CODE	VOLUME	PRESERVATIVE USED	TOTAL VOL ADDED IN FIELD (mL)	FINAL pH		

REMARKS:

MATERIAL CODES: AG = Amber Glass; CG = Clear Glass; PE = Polyethylene; PP = Polypropylene; S = Silicone; T = Teflon; O = Other (Specify)

SAMPLING/PURGING EQUIPMENT CODES: APP = After Peristaltic Pump; B = Bailer; BP = Bladder Pump; ESP = Electric Submersible Pump; PP = Peristaltic Pump; RFPP = Reverse Flow Peristaltic Pump; SM = Straw Method (Tubing Gravity Drain); VT = Vacuum Trap; O = Other (Specify)

NOTES: 1. The above do not constitute all of the information required by Chapter 62-160, F.A.C.
2. STABILIZATION CRITERIA FOR RANGE OF VARIATION OF LAST THREE CONSECUTIVE READINGS (SEE FS 2212, SECTION 3)
pH: ± 0.2 units **Temperature:** ± 0.2 °C **Specific Conductance:** ± 5% **Dissolved Oxygen:** all readings ≤ 20% saturation (see Table FS 2200-2); optionally, ± 0.2 mg/L or ± 10% (whichever is greater) **Turbidity:** all readings ≤ 20 NTU; optionally ± 5 NTU or ± 10% (whichever is greater)

DEP-SOP-001/01
FS 2200 Groundwater Sampling
Form FD 9000-24

GROUNDWATER SAMPLING LOG

SITE NAME: Tomoka	SITE LOCATION: Volusia	
WELL NO: B Ce2-2	SAMPLE ID:	DATE: 11/3/05

PURGING DATA

WELL DIAMETER (inches): 2	TUBING DIAMETER (inches): 3/8	WELL SCREEN INTERVAL DEPTH: feet to feet	STATIC DEPTH TO WATER (feet):	PURGE PUMP TYPE OR BAILER: P

WELL VOLUME PURGE: 1 WELL VOLUME = (TOTAL WELL DEPTH – STATIC DEPTH TO WATER) X WELL CAPACITY
(only fill out if applicable)
= (22.00 feet – 14.64 feet) X .16 gallons/foot = 1.17 gallons

EQUIPMENT VOLUME PURGE: 1 EQUIPMENT VOL. = PUMP VOLUME + (TUBING CAPACITY X TUBING LENGTH) + FLOW CELL VOLUME
(only fill out if applicable)
= gallons + (gallons/foot X feet) + gallons = gallons

INITIAL PUMP OR TUBING DEPTH IN WELL (feet):	FINAL PUMP OR TUBING DEPTH IN WELL (feet):	PURGING INITIATED AT: 1430	PURGING ENDED AT: 1437	TOTAL VOLUME PURGED (gallons): 3.1

TIME	VOLUME PURGED (gallons)	CUMUL. VOLUME PURGED (gallons)	PURGE RATE (gpm)	DEPTH TO WATER (feet)	pH (standard units)	TEMP. (°C)	COND. (µmhos/cm or µS/cm)	DISSOLVED OXYGEN (circle mg/L or % saturation)	TURBIDITY (NTUs)	COLOR (describe)	ODOR (describe)
1433	1.5	1.5	.5	16.71	6.41	25.7	2620	1.42	19.2	yellow	yes
1435	1.0	2.5		16.71	6.39	25.6	2660	1.40	17.4		
1437	1.0	3.1		16.71	6.37	25.6	2691	1.38	13.1		

WELL CAPACITY (Gallons Per Foot): 0.75" = 0.02; 1" = 0.04; 1.25" = 0.06; 2" = 0.16; 3" = 0.37; 4" = 0.65; 5" = 1.02; 6" = 1.47; 12" = 5.88
TUBING INSIDE DIA. CAPACITY (Gal./Ft.): 1/8" = 0.0006; 3/16" = 0.0014; 1/4" = 0.0026; 5/16" = 0.004; 3/8" = 0.006; 1/2" = 0.010; 5/8" = 0.016

SAMPLING DATA

SAMPLED BY (PRINT) / AFFILIATION: Cirdelle / Ecad	SAMPLER(S) SIGNATURES:	SAMPLING INITIATED AT: 1438	SAMPLING ENDED AT:
PUMP OR TUBING DEPTH IN WELL (feet):	SAMPLE PUMP FLOW RATE (mL per minute):	TUBING MATERIAL CODE: P	
FIELD DECONTAMINATION: Y N	FIELD FILTERED: Y N Filtration Equipment Type:	FILTER SIZE: ____ µm	DUPLICATE: Y N

SAMPLE CONTAINER SPECIFICATION				SAMPLE PRESERVATION				
SAMPLE ID CODE	# CONTAINERS	MATERIAL CODE	VOLUME	PRESERVATIVE USED	TOTAL VOL ADDED IN FIELD (mL)	FINAL pH	INTENDED ANALYSIS AND/OR METHOD	SAMPLING EQUIPMENT CODE

REMARKS:

MATERIAL CODES: AG = Amber Glass; CG = Clear Glass; PE = Polyethylene; PP = Polypropylene; S = Silicone; T = Teflon; O = Other (Specify)

SAMPLING/PURGING EQUIPMENT CODES: APP = After Peristaltic Pump; B = Bailer; BP = Bladder Pump; ESP = Electric Submersible Pump; PP = Peristaltic Pump; RFPP = Reverse Flow Peristaltic Pump; SM = Straw Method (Tubing Gravity Drain); VT = Vacuum Trap; O = Other (Specify)

NOTES: 1. The above do not constitute all of the information required by Chapter 62-160, F.A.C.
2. STABILIZATION CRITERIA FOR RANGE OF VARIATION OF LAST THREE CONSECUTIVE READINGS (SEE FS 2212, SECTION 3)
pH: ± 0.2 units **Temperature:** ± 0.2 °C **Specific Conductance:** ± 5% **Dissolved Oxygen:** all readings ≤ 20% saturation (see Table FS 2200-2); optionally, ± 0.2 mg/L or ± 10% (whichever is greater) **Turbidity:** all readings ≤ 20 NTU; optionally ± 5 NTU or ± 10% (whichever is greater)

DEP-SOP-001/01
FS 2200 Groundwater Sampling
Form FD 9000-24

GROUNDWATER SAMPLING LOG

SITE NAME: Tamda LF		SITE LOCATION:
WELL NO: B61	SAMPLE ID:	DATE: 11/3/04

PURGING DATA

WELL DIAMETER (inches): 2	TUBING DIAMETER (inches): 3/8	WELL SCREEN INTERVAL DEPTH: feet to feet	STATIC DEPTH TO WATER (feet): 16.00	PURGE PUMP TYPE OR BAILER: PP

WELL VOLUME PURGE: 1 WELL VOLUME = (TOTAL WELL DEPTH – STATIC DEPTH TO WATER) X WELL CAPACITY
(only fill out if applicable)
= (28.7 feet – 16.00 feet) X .16 gallons/foot = 2.03 gallons

EQUIPMENT VOLUME PURGE: 1 EQUIPMENT VOL. = PUMP VOLUME + (TUBING CAPACITY X TUBING LENGTH) + FLOW CELL VOLUME
(only fill out if applicable)
= gallons + (gallons/foot X feet) + gallons = gallons

INITIAL PUMP OR TUBING DEPTH IN WELL (feet):	FINAL PUMP OR TUBING DEPTH IN WELL (feet):	PURGING INITIATED AT: 1430	PURGING ENDED AT: 1458	TOTAL VOLUME PURGED (gallons): 4.0

TIME	VOLUME PURGED (gallons)	CUMUL. VOLUME PURGED (gallons)	PURGE RATE (gpm)	DEPTH TO WATER (feet)	pH (standard units)	TEMP. (°C)	COND. (µmhos/cm or µS/cm)	DISSOLVED OXYGEN (circle mg/L or % saturation)	TURBIDITY (NTUs)	COLOR (describe)	ODOR (describe)
1454	2.0	2.0	.5	16.51	6.87	26.0	1808	1.51	40.2	yellow	yes
1456	1.0	3.0		16.52	6.84	26.1	1811	1.47	39.4		
1458	1.0	4.0		16.52	6.80	26.1	1816	1.41	37.1		

WELL CAPACITY (Gallons Per Foot): 0.75" = 0.02; 1" = 0.04; 1.25" = 0.06; 2" = 0.16; 3" = 0.37; 4" = 0.65; 5" = 1.02; 6" = 1.47; 12" = 5.88
TUBING INSIDE DIA. CAPACITY (Gal./Ft.): 1/8" = 0.0006; 3/16" = 0.0014; 1/4" = 0.0026; 5/16" = 0.004; 3/8" = 0.006; 1/2" = 0.010; 5/8" = 0.016

SAMPLING DATA

SAMPLED BY (PRINT) / AFFILIATION: Cindy Blap	SAMPLER(S) SIGNATURES: [signature]	SAMPLING INITIATED AT: 1455	SAMPLING ENDED AT:
PUMP OR TUBING DEPTH IN WELL (feet):	SAMPLE PUMP FLOW RATE (mL per minute):	TUBING MATERIAL CODE: PE	
FIELD DECONTAMINATION: (Y) N	FIELD-FILTERED: Y (N) Filtration Equipment Type:	FILTER SIZE: ____ µm	DUPLICATE: Y (N)

SAMPLE CONTAINER SPECIFICATION				SAMPLE PRESERVATION			INTENDED ANALYSIS AND/OR METHOD	SAMPLING EQUIPMENT CODE
SAMPLE ID CODE	# CONTAINERS	MATERIAL CODE	VOLUME	PRESERVATIVE USED	TOTAL VOL ADDED IN FIELD (mL)	FINAL pH		

REMARKS:

MATERIAL CODES: AG = Amber Glass; CG = Clear Glass; PE = Polyethylene; PP = Polypropylene; S = Silicone; T = Teflon; O = Other (Specify)

SAMPLING/PURGING EQUIPMENT CODES: APP = After Peristaltic Pump; B = Bailer; BP = Bladder Pump; ESP = Electric Submersible Pump; PP = Peristaltic Pump; RFPP = Reverse Flow Peristaltic Pump; SM = Straw Method (Tubing Gravity Drain); VT = Vacuum Trap; O = Other (Specify)

NOTES: 1. The above do not constitute all of the information required by Chapter 62-160, F.A.C.
2. STABILIZATION CRITERIA FOR RANGE OF VARIATION OF LAST THREE CONSECUTIVE READINGS (SEE FS 2212, SECTION 3)
pH: ± 0.2 units **Temperature:** ± 0.2 °C **Specific Conductance:** ± 5% **Dissolved Oxygen:** all readings ≤ 20% saturation (see Table FS 2200-2); optionally, ± 0.2 mg/L or ± 10% (whichever is greater) **Turbidity:** all readings ≤ 20 NTU; optionally ± 5 NTU or ± 10% (whichever is greater)

DEP-SOP-001/01
FS 2200 Groundwater Sampling
Form FD 9000-24

GROUNDWATER SAMPLING LOG

SITE NAME: Tenneco LP		SITE LOCATION: Valdosta	
WELL NO: EG	SAMPLE ID:		DATE: 11/4/01

PURGING DATA

WELL DIAMETER (inches):	TUBING DIAMETER (inches):	WELL SCREEN INTERVAL DEPTH: feet to feet	STATIC DEPTH TO WATER (feet):	PURGE PUMP TYPE OR BAILER: PP

WELL VOLUME PURGE: 1 WELL VOLUME = (TOTAL WELL DEPTH – STATIC DEPTH TO WATER) X WELL CAPACITY
only fill out if applicable)
= (feet – feet) X gallons/foot = gallons

EQUIPMENT VOLUME PURGE: 1 EQUIPMENT VOL. = PUMP VOLUME + (TUBING CAPACITY X TUBING LENGTH) + FLOW CELL VOLUME
(only fill out if applicable)
= gallons + (gallons/foot X feet) + gallons = gallons

INITIAL PUMP OR TUBING DEPTH IN WELL (feet):	FINAL PUMP OR TUBING DEPTH IN WELL (feet):	PURGING INITIATED AT:	PURGING ENDED AT:	TOTAL VOLUME PURGED (gallons):

TIME	VOLUME PURGED (gallons)	CUMUL. VOLUME PURGED (gallons)	PURGE RATE (gpm)	DEPTH TO WATER (feet)	pH (standard units)	TEMP. (°C)	COND. (µmhos/cm or µS/cm)	DISSOLVED OXYGEN (circle mg/L or % saturation)	TURBIDITY (NTUs)	COLOR (describe)	ODOR (describe)
1000											

WELL CAPACITY (Gallons Per Foot): 0.75" = 0.02; 1" = 0.04; 1.25" = 0.06; 2" = 0.16; 3" = 0.37; 4" = 0.65; 5" = 1.02; 6" = 1.47; 12" = 5.88
TUBING INSIDE DIA. CAPACITY (Gal./Ft.): 1/8" = 0.0006; 3/16" = 0.0014; 1/4" = 0.0026; 5/16" = 0.004; 3/8" = 0.006; 1/2" = 0.010; 5/8" = 0.016

SAMPLING DATA

SAMPLED BY (PRINT) / AFFILIATION: Liddle / Eld	SAMPLER(S) SIGNATURES:	SAMPLING INITIATED AT: 1000	SAMPLING ENDED AT:
PUMP OR TUBING DEPTH IN WELL (feet):	SAMPLE PUMP FLOW RATE (mL per minute):	TUBING MATERIAL CODE: pe	
FIELD DECONTAMINATION: Y N	FIELD-FILTERED: Y N FILTER SIZE: ____ µm Filtration Equipment Type:	DUPLICATE: Y N	

SAMPLE CONTAINER SPECIFICATION				SAMPLE PRESERVATION			INTENDED ANALYSIS AND/OR METHOD	SAMPLING EQUIPMENT CODE
SAMPLE ID CODE	# CONTAINERS	MATERIAL CODE	VOLUME	PRESERVATIVE USED	TOTAL VOL ADDED IN FIELD (mL)	FINAL pH		

REMARKS:

MATERIAL CODES: AG = Amber Glass; CG = Clear Glass; PE = Polyethylene; PP = Polypropylene; S = Silicone; T = Teflon; O = Other (Specify)

SAMPLING/PURGING EQUIPMENT CODES: APP = After Peristaltic Pump; B = Bailer; BP = Bladder Pump; ESP = Electric Submersible Pump; PP = Peristaltic Pump; RFPP = Reverse Flow Peristaltic Pump; SM = Straw Method (Tubing Gravity Drain); VT = Vacuum Trap; O = Other (Specify)

NOTES: 1. The above do not constitute all of the information required by Chapter 62-160, F.A.C.
2. STABILIZATION CRITERIA FOR RANGE OF VARIATION OF LAST THREE CONSECUTIVE READINGS (SEE FS 2212, SECTION 3)
pH: ± 0.2 units **Temperature:** ± 0.2 °C **Specific Conductance:** ± 5% **Dissolved Oxygen:** all readings ≤ 20% saturation (see Table FS 2200-2); optionally, ± 0.2 mg/L or ± 10% (whichever is greater) **Turbidity:** all readings ≤ 20 NTU; optionally ± 5 NTU or ± 10% (whichever is greater)

DEP-SOP-001/01
FS 2200 Groundwater Sampling
Form FD 9000-24

GROUNDWATER SAMPLING LOG

SITE NAME: Tandem LC		SITE LOCATION: Volusia
WELL NO: B43-1	SAMPLE ID:	DATE: 11/4/04

PURGING DATA

WELL DIAMETER (inches): 2	TUBING DIAMETER (inches): 3/8	WELL SCREEN INTERVAL DEPTH: feet to feet	STATIC DEPTH TO WATER (feet): 4.90	PURGE PUMP TYPE OR BAILER: PP

WELL VOLUME PURGE: 1 WELL VOLUME = (TOTAL WELL DEPTH – STATIC DEPTH TO WATER) X WELL CAPACITY
(only fill out if applicable)
= (28.95 feet – 4.90 feet) X .16 gallons/foot = 3.84 gallons

EQUIPMENT VOLUME PURGE: 1 EQUIPMENT VOL. = PUMP VOLUME + (TUBING CAPACITY X TUBING LENGTH) + FLOW CELL VOLUME
(only fill out if applicable)
= gallons + (gallons/foot X feet) + gallons = gallons

INITIAL PUMP OR TUBING DEPTH IN WELL (feet):	FINAL PUMP OR TUBING DEPTH IN WELL (feet):	PURGING INITIATED AT: 1010	PURGING ENDED AT: 1022	TOTAL VOLUME PURGED (gallons): 6.0

TIME	VOLUME PURGED (gallons)	CUMUL. VOLUME PURGED (gallons)	PURGE RATE (gpm)	DEPTH TO WATER (feet)	pH (standard units)	TEMP. (°C)	COND. (µmhos/cm or µS/cm)	DISSOLVED OXYGEN (circle mg/L or % saturation)	TURBIDITY (NTUs)	COLOR (describe)	ODOR (describe)
1018	4.0	4.0	.5	5.80	5.92	23.2	1253	1.47	3.80	pale	yes
1020	1.0	5.0		5.80	5.91	23.2	1266	1.40	3.96		
1022	1.0	6.0		5.80	5.90	23.1	1278	1.34	5.04		

WELL CAPACITY (Gallons Per Foot): 0.75" = 0.02; 1" = 0.04; 1.25" = 0.06; 2" = 0.16; 3" = 0.37; 4" = 0.65; 5" = 1.02; 6" = 1.47; 12" = 5.88
TUBING INSIDE DIA. CAPACITY (Gal./Ft.): 1/8" = 0.0006; 3/16" = 0.0014; 1/4" = 0.0026; 5/16" = 0.004; 3/8" = 0.006; 1/2" = 0.010; 5/8" = 0.016

SAMPLING DATA

SAMPLED BY (PRINT) / AFFILIATION: Liddie Elo	SAMPLER(S) SIGNATURE(S):	SAMPLING INITIATED AT: 1023	SAMPLING ENDED AT:
PUMP OR TUBING DEPTH IN WELL (feet):	SAMPLE PUMP FLOW RATE (mL per minute):	TUBING MATERIAL CODE: PE	
FIELD DECONTAMINATION: (Y) N	FIELD-FILTERED: Y (N) Filtration Equipment Type:	FILTER SIZE: ____ µm	DUPLICATE: (Y) N

SAMPLE CONTAINER SPECIFICATION				SAMPLE PRESERVATION			INTENDED ANALYSIS AND/OR METHOD	SAMPLING EQUIPMENT CODE
SAMPLE ID CODE	# CONTAINERS	MATERIAL CODE	VOLUME	PRESERVATIVE USED	TOTAL VOL ADDED IN FIELD (mL)	FINAL pH		

REMARKS:

MATERIAL CODES: AG = Amber Glass; CG = Clear Glass; PE = Polyethylene; PP = Polypropylene; S = Silicone; T = Teflon; O = Other (Specify)

SAMPLING/PURGING EQUIPMENT CODES: APP = After Peristaltic Pump; B = Bailer; BP = Bladder Pump; ESP = Electric Submersible Pump; PP = Peristaltic Pump; RFPP = Reverse Flow Peristaltic Pump; SM = Straw Method (Tubing Gravity Drain); VT = Vacuum Trap; O = Other (Specify)

NOTES: 1. The above do not constitute all of the information required by Chapter 62-160, F.A.C.
2. STABILIZATION CRITERIA FOR RANGE OF VARIATION OF LAST THREE CONSECUTIVE READINGS (SEE FS 2212, SECTION 3)
pH: ± 0.2 units **Temperature:** ± 0.2 °C **Specific Conductance:** ± 5% **Dissolved Oxygen:** all readings ≤ 20% saturation (see Table FS 2200-2); optionally, ± 0.2 mg/L or ± 10% (whichever is greater) **Turbidity:** all readings ≤ 20 NTU; optionally ± 5 NTU or ± 10% (whichever is greater)

DEP-SOP-001/01
FS 2200 Groundwater Sampling
Form FD 9000-24

GROUNDWATER SAMPLING LOG

SITE NAME: Tomoka LF		SITE LOCATION: Volusia	
WELL NO: B43-2	SAMPLE ID:		DATE: 11/4/04

PURGING DATA

WELL DIAMETER (inches): 2	TUBING DIAMETER (inches): 3/8	WELL SCREEN INTERVAL DEPTH: feet to feet	STATIC DEPTH TO WATER (feet): 5.00	PURGE PUMP TYPE OR BAILER: PP

WELL VOLUME PURGE: 1 WELL VOLUME = (TOTAL WELL DEPTH – STATIC DEPTH TO WATER) X WELL CAPACITY
(only fill out if applicable)
= (15.65 feet – 5.00 feet) X .16 gallons/foot = 1.70 gallons

EQUIPMENT VOLUME PURGE: 1 EQUIPMENT VOL. = PUMP VOLUME + (TUBING CAPACITY X TUBING LENGTH) + FLOW CELL VOLUME
(only fill out if applicable)
= gallons + (gallons/foot X feet) + gallons = gallons

INITIAL PUMP OR TUBING DEPTH IN WELL (feet):	FINAL PUMP OR TUBING DEPTH IN WELL (feet):	PURGING INITIATED AT: 1035	PURGING ENDED AT: 1043	TOTAL VOLUME PURGED (gallons): 4.0

TIME	VOLUME PURGED (gallons)	CUMUL. VOLUME PURGED (gallons)	PURGE RATE (gpm)	DEPTH TO WATER (feet)	pH (standard units)	TEMP. (°C)	COND. (µmhos/cm or µS/cm)	DISSOLVED OXYGEN (circle mg/L or % saturation)	TURBIDITY (NTUs)	COLOR (describe)	ODOR (describe)
1039	2.0	2.0	.5	5.92	6.38	24.4	542	1.54	3.05	no	yes
1041	1.0	3.0		5.92	6.34	24.5	533	1.47	3.10		
1043	1.0	4.0		5.92	6.29	24.5	528	1.40	3.08		

WELL CAPACITY (Gallons Per Foot): 0.75" = 0.02; 1" = 0.04; 1.25" = 0.06; 2" = 0.16; 3" = 0.37; 4" = 0.65; 5" = 1.02; 6" = 1.47; 12" = 5.88
TUBING INSIDE DIA. CAPACITY (Gal./Ft.): 1/8" = 0.0006; 3/16" = 0.0014; 1/4" = 0.0026; 5/16" = 0.004; 3/8" = 0.006; 1/2" = 0.010; 5/8" = 0.016

SAMPLING DATA

SAMPLED BY (PRINT) / AFFILIATION: Liddie / Elad	SAMPLER(S) SIGNATURES:	SAMPLING INITIATED AT: 1044	SAMPLING ENDED AT:
PUMP OR TUBING DEPTH IN WELL (feet):	SAMPLE PUMP FLOW RATE (mL per minute):	TUBING MATERIAL CODE: PE	
FIELD DECONTAMINATION: (Y) N	FIELD-FILTERED: Y (N) Filtration Equipment Type: FILTER SIZE: ____ µm	DUPLICATE: Y (N)	

SAMPLE CONTAINER SPECIFICATION				SAMPLE PRESERVATION			INTENDED ANALYSIS AND/OR METHOD	SAMPLING EQUIPMENT CODE
SAMPLE ID CODE	# CONTAINERS	MATERIAL CODE	VOLUME	PRESERVATIVE USED	TOTAL VOL ADDED IN FIELD (mL)	FINAL pH		

REMARKS:

MATERIAL CODES: AG = Amber Glass; CG = Clear Glass; PE = Polyethylene; PP = Polypropylene; S = Silicone; T = Teflon; O = Other (Specify)

SAMPLING/PURGING EQUIPMENT CODES: APP = After Peristaltic Pump; B = Bailer; BP = Bladder Pump; ESP = Electric Submersible Pump; PP = Peristaltic Pump; RFPP = Reverse Flow Peristaltic Pump; SM = Straw Method (Tubing Gravity Drain); VT = Vacuum Trap; O = Other (Specify)

NOTES: 1. The above do not constitute all of the information required by Chapter 62-160, F.A.C.
2. STABILIZATION CRITERIA FOR RANGE OF VARIATION OF LAST THREE CONSECUTIVE READINGS (SEE FS 2212, SECTION 3)
pH: ± 0.2 units **Temperature:** ± 0.2 °C **Specific Conductance:** ± 5% **Dissolved Oxygen:** all readings ≤ 20% saturation (see Table FS 2200-2); optionally, ± 0.2 mg/L or ± 10% (whichever is greater) **Turbidity:** all readings ≤ 20 NTU; optionally ± 5 NTU or ± 10% (whichever is greater)

DEP-SOP-001/01
FS 2200 Groundwater Sampling
Form FD 9000-24

GROUNDWATER SAMPLING LOG

SITE NAME: Tomdale		SITE LOCATION: Colusa	
WELL NO: B44	SAMPLE ID:		DATE: 11/4/01

PURGING DATA

WELL DIAMETER (inches): 2	TUBING DIAMETER (inches): 3/8	WELL SCREEN INTERVAL DEPTH: feet to feet	STATIC DEPTH TO WATER (feet): 9.75	PURGE PUMP TYPE OR BAILER: PP

WELL VOLUME PURGE: 1 WELL VOLUME = (TOTAL WELL DEPTH – STATIC DEPTH TO WATER) X WELL CAPACITY
(only fill out if applicable)
= (15.65 feet – 9.75 feet) X .16 gallons/foot = .94 gallons

EQUIPMENT VOLUME PURGE; 1 EQUIPMENT VOL. = PUMP VOLUME + (TUBING CAPACITY X TUBING LENGTH) + FLOW CELL VOLUME
(only fill out if applicable)
= gallons + (gallons/foot X feet) + gallons = gallons

INITIAL PUMP OR TUBING DEPTH IN WELL (feet):	FINAL PUMP OR TUBING DEPTH IN WELL (feet):	PURGING INITIATED AT: 1110	PURGING ENDED AT: 1116	TOTAL VOLUME PURGED (gallons): 3.0

TIME	VOLUME PURGED (gallons)	CUMUL. VOLUME PURGED (gallons)	PURGE RATE (gpm)	DEPTH TO WATER (feet)	pH (standard units)	TEMP. (°C)	COND. (µmhos/cm or µS/cm)	DISSOLVED OXYGEN (circle mg/L or % saturation)	TURBIDITY (NTUs)	COLOR (describe)	ODOR (describe)
1112	1.0	1.0	.5	10.44	5.22	23.7	254	1.64	6.82	yellow	yes
1114	1.0	2.0		10.44	5.24	23.6	250	1.52	6.11		
1116	1.0	3.0		10.44	5.25	23.6	247	1.40	5.45		

WELL CAPACITY (Gallons Per Foot): 0.75" = 0.02; 1" = 0.04; 1.25" = 0.06; 2" = 0.16; 3" = 0.37; 4" = 0.65; 5" = 1.02; 6" = 1.47; 12" = 5.88
TUBING INSIDE DIA. CAPACITY (Gal./Ft.): 1/8" = 0.0006; 3/16" = 0.0014; 1/4" = 0.0026; 5/16" = 0.004; 3/8" = 0.006; 1/2" = 0.010; 5/8" = 0.016

SAMPLING DATA

SAMPLED BY (PRINT) / AFFILIATION: Lidette / Elap	SAMPLER(S) SIGNATURES: [signature]	SAMPLING INITIATED AT: 1117	SAMPLING ENDED AT:
PUMP OR TUBING DEPTH IN WELL (feet):	SAMPLE PUMP FLOW RATE (mL per minute):	TUBING MATERIAL CODE: pe	
FIELD DECONTAMINATION: (Y) N	FIELD-FILTERED: Y (N) Filtration Equipment Type:	FILTER SIZE: ____ µm	DUPLICATE: Y (N)

SAMPLE CONTAINER SPECIFICATION				SAMPLE PRESERVATION			INTENDED ANALYSIS AND/OR METHOD	SAMPLING EQUIPMENT CODE
SAMPLE ID CODE	# CONTAINERS	MATERIAL CODE	VOLUME	PRESERVATIVE USED	TOTAL VOL ADDED IN FIELD (mL)	FINAL pH		

REMARKS:

MATERIAL CODES: AG = Amber Glass; CG = Clear Glass; PE = Polyethylene; PP = Polypropylene; S = Silicone; T = Teflon; O = Other (Specify)

SAMPLING/PURGING EQUIPMENT CODES: APP = After Peristaltic Pump; B = Bailer; BP = Bladder Pump; ESP = Electric Submersible Pump; PP = Peristaltic Pump; RFPP = Reverse Flow Peristaltic Pump; SM = Straw Method (Tubing Gravity Drain); VT = Vacuum Trap; O = Other (Specify)

NOTES: 1. The above do not constitute all of the information required by Chapter 62-160, F.A.C.
2. STABILIZATION CRITERIA FOR RANGE OF VARIATION OF LAST THREE CONSECUTIVE READINGS (SEE FS 2212, SECTION 3)
pH: ± 0.2 units Temperature: ± 0.2 °C Specific Conductance: ± 5% Dissolved Oxygen: all readings ≤ 20% saturation (see Table FS 2200-2); optionally, ± 0.2 mg/L or ± 10% (whichever is greater) Turbidity: all readings ≤ 20 NTU; optionally ± 5 NTU or ± 10% (whichever is greater)

DEP-SOP-001/01
FS 2200 Groundwater Sampling
Form FD 9000-24

GROUNDWATER SAMPLING LOG

SITE NAME: Tomoka LF		SITE LOCATION: Volusia	
WELL NO: B45-1	SAMPLE ID:		DATE: 11/4/01

PURGING DATA

WELL DIAMETER (inches): 2	TUBING DIAMETER (inches): 3/8	WELL SCREEN INTERVAL DEPTH: feet to feet	STATIC DEPTH TO WATER (feet): 6.50	PURGE PUMP TYPE OR BAILER: PP

WELL VOLUME PURGE: 1 WELL VOLUME = (TOTAL WELL DEPTH – STATIC DEPTH TO WATER) X WELL CAPACITY
(only fill out if applicable)
= (37.2 feet – 6.50 feet) X .14 gallons/foot = 4.91 gallons

EQUIPMENT VOLUME PURGE: 1 EQUIPMENT VOL. = PUMP VOLUME + (TUBING CAPACITY X TUBING LENGTH) + FLOW CELL VOLUME
(only fill out if applicable)
= gallons + (gallons/foot X feet) + gallons = gallons

INITIAL PUMP OR TUBING DEPTH IN WELL (feet):	FINAL PUMP OR TUBING DEPTH IN WELL (feet):	PURGING INITIATED AT: 1140	PURGING ENDED AT: 1156	TOTAL VOLUME PURGED (gallons): 8.0

TIME	VOLUME PURGED (gallons)	CUMUL. VOLUME PURGED (gallons)	PURGE RATE (gpm)	DEPTH TO WATER (feet)	pH (standard units)	TEMP. (°C)	COND. (µmhos/cm or µS/cm)	DISSOLVED OXYGEN (circle mg/L or % saturation)	TURBIDITY (NTUs)	COLOR (describe)	ODOR (describe)
1150	5.0	5.0	.5	7.44	5.23	23.6	2368	1.44	7.21	no	yes
1153	1.5	6.5		7.45	5.20	23.6	2369	1.37	6.48		
1156	1.5	8.0		7.45	5.17	23.5	2372	1.30	5.32		

WELL CAPACITY (Gallons Per Foot): 0.75" = 0.02; 1" = 0.04; 1.25" = 0.06; 2" = 0.16; 3" = 0.37; 4" = 0.65; 5" = 1.02; 6" = 1.47; 12" = 5.88
TUBING INSIDE DIA. CAPACITY (Gal./Ft.): 1/8" = 0.0006; 3/16" = 0.0014; 1/4" = 0.0026; 5/16" = 0.004; 3/8" = 0.006; 1/2" = 0.010; 5/8" = 0.016

SAMPLING DATA

SAMPLED BY (PRINT) / AFFILIATION: Cindy Blue	SAMPLER(S) SIGNATURES:	SAMPLING INITIATED AT: 1157	SAMPLING ENDED AT:
PUMP OR TUBING DEPTH IN WELL (feet):	SAMPLE PUMP FLOW RATE (mL per minute):	TUBING MATERIAL CODE: pe	
FIELD DECONTAMINATION: Y N	FIELD-FILTERED: Y N FILTER SIZE: ____ µm Filtration Equipment Type:	DUPLICATE: Y N	

SAMPLE CONTAINER SPECIFICATION				SAMPLE PRESERVATION				
SAMPLE ID CODE	# CONTAINERS	MATERIAL CODE	VOLUME	PRESERVATIVE USED	TOTAL VOL ADDED IN FIELD (mL)	FINAL pH	INTENDED ANALYSIS AND/OR METHOD	SAMPLING EQUIPMENT CODE

REMARKS:

MATERIAL CODES: AG = Amber Glass; CG = Clear Glass; PE = Polyethylene; PP = Polypropylene; S = Silicone; T = Teflon; O = Other (Specify)

SAMPLING/PURGING EQUIPMENT CODES: APP = After Peristaltic Pump; B = Bailer; BP = Bladder Pump; ESP = Electric Submersible Pump; PP = Peristaltic Pump; RFPP = Reverse Flow Peristaltic Pump; SM = Straw Method (Tubing Gravity Drain); VT = Vacuum Trap; O = Other (Specify)

NOTES: 1. The above do not constitute all of the information required by Chapter 62-160, F.A.C.
2. STABILIZATION CRITERIA FOR RANGE OF VARIATION OF LAST THREE CONSECUTIVE READINGS (SEE FS 2212, SECTION 3)
pH: ± 0.2 units Temperature: ± 0.2 °C Specific Conductance: ± 5% Dissolved Oxygen: all readings ≤ 20% saturation (see Table FS 2200-2); optionally, ± 0.2 mg/L or ± 10% (whichever is greater) Turbidity: all readings ≤ 20 NTU; optionally ± 5 NTU or ± 10% (whichever is greater)

DEP-SOP-001/01
FS 2200 Groundwater Sampling
Form FD 9000-24

GROUNDWATER SAMPLING LOG

SITE NAME: Tamela		SITE LOCATION: Wilson	
WELL NO: B45-2	SAMPLE ID:		DATE: 11/4/04

PURGING DATA

WELL DIAMETER (inches): 2	TUBING DIAMETER (inches): 3/8	WELL SCREEN INTERVAL DEPTH: feet to feet	STATIC DEPTH TO WATER (feet): 6.98	PURGE PUMP TYPE OR BAILER: PP

WELL VOLUME PURGE: 1 WELL VOLUME = (TOTAL WELL DEPTH – STATIC DEPTH TO WATER) X WELL CAPACITY
(only fill out if applicable)
= (18.55 feet – 6.98 feet) X .16 gallons/foot = 1.85 gallons

EQUIPMENT VOLUME PURGE: 1 EQUIPMENT VOL. = PUMP VOLUME + (TUBING CAPACITY X TUBING LENGTH) + FLOW CELL VOLUME
(only fill out if applicable)
= gallons + (gallons/foot X feet) + gallons = gallons

INITIAL PUMP OR TUBING DEPTH IN WELL (feet):	FINAL PUMP OR TUBING DEPTH IN WELL (feet):	PURGING INITIATED AT: 1220	PURGING ENDED AT: 1228	TOTAL VOLUME PURGED (gallons): 4.0

TIME	VOLUME PURGED (gallons)	CUMUL. VOLUME PURGED (gallons)	PURGE RATE (gpm)	DEPTH TO WATER (feet)	pH (standard units)	TEMP. (°C)	COND. (µmhos/cm or µS/cm)	DISSOLVED OXYGEN (circle mg/L or % saturation)	TURBIDITY (NTUs)	COLOR (describe)	ODOR (describe)
1224	2.0	2.0	.5	7.24	5.64	23.7	520	1.61	8.91	no	yes
1226	1.0	3.0		7.24	5.61	23.7	517	1.54	7.48		
1228	1.0	4.0		7.25	5.56	23.7	512	1.49	6.66		

WELL CAPACITY (Gallons Per Foot): 0.75" = 0.02; 1" = 0.04; 1.25" = 0.06; 2" = 0.16; 3" = 0.37; 4" = 0.65; 5" = 1.02; 6" = 1.47; 12" = 5.88
TUBING INSIDE DIA. CAPACITY (Gal./Ft.): 1/8" = 0.0006; 3/16" = 0.0014; 1/4" = 0.0026; 5/16" = 0.004; 3/8" = 0.006; 1/2" = 0.010; 5/8" = 0.016

SAMPLING DATA

SAMPLED BY (PRINT) / AFFILIATION: Cordelle / Blad	SAMPLER(S) SIGNATURES:	SAMPLING INITIATED AT: 1229	SAMPLING ENDED AT:
PUMP OR TUBING DEPTH IN WELL (feet):	SAMPLE PUMP FLOW RATE (mL per minute):	TUBING MATERIAL CODE: PE	
FIELD DECONTAMINATION: (Y) N	FIELD-FILTERED: Y (N) Filtration Equipment Type:	FILTER SIZE: ____ µm	DUPLICATE: Y (N)

SAMPLE CONTAINER SPECIFICATION				SAMPLE PRESERVATION				
SAMPLE ID CODE	# CONTAINERS	MATERIAL CODE	VOLUME	PRESERVATIVE USED	TOTAL VOL ADDED IN FIELD (mL)	FINAL pH	INTENDED ANALYSIS AND/OR METHOD	SAMPLING EQUIPMENT CODE

REMARKS:

MATERIAL CODES: AG = Amber Glass; CG = Clear Glass; PE = Polyethylene; PP = Polypropylene; S = Silicone; T = Teflon; O = Other (Specify)

SAMPLING/PURGING EQUIPMENT CODES: APP = After Peristaltic Pump; B = Bailer; BP = Bladder Pump; ESP = Electric Submersible Pump; PP = Peristaltic Pump; RFPP = Reverse Flow Peristaltic Pump; SM = Straw Method (Tubing Gravity Drain); VT = Vacuum Trap; O = Other (Specify)

NOTES: 1. The above do not constitute all of the information required by Chapter 62-160, F.A.C.
2. STABILIZATION CRITERIA FOR RANGE OF VARIATION OF LAST THREE CONSECUTIVE READINGS (SEE FS 2212, SECTION 3)
pH: ± 0.2 units Temperature: ± 0.2 °C Specific Conductance: ± 5% Dissolved Oxygen: all readings ≤ 20% saturation (see Table FS 2200-2); optionally, ± 0.2 mg/L or ± 10% (whichever is greater) Turbidity: all readings ≤ 20 NTU; optionally ± 5 NTU or ± 10% (whichever is greater)

DEP-SOP-001/01
FS 2200 Groundwater Sampling
Form FD 9000-24

GROUNDWATER SAMPLING LOG

SITE NAME: Tenda CR		SITE LOCATION: Colusa	
WELL NO: B33-1	SAMPLE ID:		DATE: 11/4/06

PURGING DATA

WELL DIAMETER (inches): 2	TUBING DIAMETER (inches): 3/8	WELL SCREEN INTERVAL DEPTH: feet to feet	STATIC DEPTH TO WATER (feet): 7.86	PURGE PUMP TYPE OR BAILER: PV

WELL VOLUME PURGE: 1 WELL VOLUME = (TOTAL WELL DEPTH – STATIC DEPTH TO WATER) X WELL CAPACITY
(only fill out if applicable)
= (35.47 feet – 7.90 feet) X .16 gallons/foot = 4.41 gallons

EQUIPMENT VOLUME PURGE: 1 EQUIPMENT VOL. = PUMP VOLUME + (TUBING CAPACITY X TUBING LENGTH) + FLOW CELL VOLUME
(only fill out if applicable)
= gallons + (gallons/foot X feet) + gallons = gallons

INITIAL PUMP OR TUBING DEPTH IN WELL (feet):	FINAL PUMP OR TUBING DEPTH IN WELL (feet):	PURGING INITIATED AT: 1245	PURGING ENDED AT: 1301	TOTAL VOLUME PURGED (gallons): 8.0

TIME	VOLUME PURGED (gallons)	CUMUL. VOLUME PURGED (gallons)	PURGE RATE (gpm)	DEPTH TO WATER (feet)	pH (standard units)	TEMP. (°C)	COND. (µmhos/cm or µS/cm)	DISSOLVED OXYGEN (circle mg/L or % saturation)	TURBIDITY (NTUs)	COLOR (describe)	ODOR (describe)
1255	5.0	5.0	.5	8.36	5.09	23.8	411	1.02	4.20	yellow	yes
1258	1.5	6.5		8.36	5.04	23.7	411	1.56	3.11		
1301	1.5	8.0		8.36	5.59	23.6	411	1.49	2.06		

WELL CAPACITY (Gallons Per Foot): 0.75" = 0.02; 1" = 0.04; 1.25" = 0.06; 2" = 0.16; 3" = 0.37; 4" = 0.65; 5" = 1.02; 6" = 1.47; 12" = 5.88
TUBING INSIDE DIA. CAPACITY (Gal./Ft.): 1/8" = 0.0006; 3/16" = 0.0014; 1/4" = 0.0026; 5/16" = 0.004; 3/8" = 0.006; 1/2" = 0.010; 5/8" = 0.016

SAMPLING DATA

SAMPLED BY (PRINT) / AFFILIATION: Eddie Elal	SAMPLER(S) SIGNATURES:	SAMPLING INITIATED AT: 1302	SAMPLING ENDED AT:
PUMP OR TUBING DEPTH IN WELL (feet):	SAMPLE PUMP FLOW RATE (mL per minute):	TUBING MATERIAL CODE: PE	
FIELD DECONTAMINATION: (Y) N	FIELD-FILTERED: Y (N) Filtration Equipment Type:	FILTER SIZE: ____ µm	DUPLICATE: Y (N)

SAMPLE CONTAINER SPECIFICATION				SAMPLE PRESERVATION			INTENDED ANALYSIS AND/OR METHOD	SAMPLING EQUIPMENT CODE
SAMPLE ID CODE	# CONTAINERS	MATERIAL CODE	VOLUME	PRESERVATIVE USED	TOTAL VOL ADDED IN FIELD (mL)	FINAL pH		

REMARKS:

MATERIAL CODES: AG = Amber Glass; CG = Clear Glass; PE = Polyethylene; PP = Polypropylene; S = Silicone; T = Teflon; O = Other (Specify)

SAMPLING/PURGING EQUIPMENT CODES: APP = After Peristaltic Pump; B = Bailer; BP = Bladder Pump; ESP = Electric Submersible Pump; PP = Peristaltic Pump; RFPP = Reverse Flow Peristaltic Pump; SM = Straw Method (Tubing Gravity Drain); VT = Vacuum Trap; O = Other (Specify)

NOTES: 1. The above do not constitute all of the information required by Chapter 62-160, F.A.C.
2. STABILIZATION CRITERIA FOR RANGE OF VARIATION OF LAST THREE CONSECUTIVE READINGS (SEE FS 2212, SECTION 3).
pH: ± 0.2 units Temperature: ± 0.2 °C Specific Conductance: ± 5% Dissolved Oxygen: all readings ≤ 20% saturation (see Table FS 2200-2); optionally, ± 0.2 mg/L or ± 10% (whichever is greater) Turbidity: all readings ≤ 20 NTU; optionally ± 5 NTU or ± 10% (whichever is greater)

DEP-SOP-001/01
FS 2200 Groundwater Sampling
Form FD 9000-24

GROUNDWATER SAMPLING LOG

SITE NAME: Temple LF		SITE LOCATION: Orlando	
WELL NO: B 33-2	SAMPLE ID:		DATE: 11/4/04

PURGING DATA

WELL DIAMETER (inches): 2	TUBING DIAMETER (inches): 3/8	WELL SCREEN INTERVAL DEPTH: feet to feet	STATIC DEPTH TO WATER (feet):	PURGE PUMP TYPE OR BAILER:

WELL VOLUME PURGE: 1 WELL VOLUME = (TOTAL WELL DEPTH – STATIC DEPTH TO WATER) X WELL CAPACITY
(only fill out if applicable)
= (15.8 feet – 5.2 feet) X .16 gallons/foot = 1.69 gallons

EQUIPMENT VOLUME PURGE: 1 EQUIPMENT VOL. = PUMP VOLUME + (TUBING CAPACITY X TUBING LENGTH) + FLOW CELL VOLUME
(only fill out if applicable)
= gallons + (gallons/foot X feet) + gallons = gallons

INITIAL PUMP OR TUBING DEPTH IN WELL (feet):	FINAL PUMP OR TUBING DEPTH IN WELL (feet):	PURGING INITIATED AT: 1315	PURGING ENDED AT: 1323	TOTAL VOLUME PURGED (gallons): 4.0

TIME	VOLUME PURGED (gallons)	CUMUL. VOLUME PURGED (gallons)	PURGE RATE (gpm)	DEPTH TO WATER (feet)	pH (standard units)	TEMP. (°C)	COND. (µmhos/cm or µS/cm)	DISSOLVED OXYGEN (circle mg/L or % saturation)	TURBIDITY (NTUs)	COLOR (describe)	ODOR (describe)
1319	2.0	2.0	.5	6.81	6.03	24.0	4190	1.64	50.3	yellow	yes
1321	1.0	3.0		6.81	6.13	23.9	4148	1.51	47.6		
1323	1.0	4.0		6.81	6.19	23.8	4122	1.36	44.2		

WELL CAPACITY (Gallons Per Foot): 0.75" = 0.02; 1" = 0.04; 1.25" = 0.06; 2" = 0.16; 3" = 0.37; 4" = 0.65; 5" = 1.02; 6" = 1.47; 12" = 5.88
TUBING INSIDE DIA. CAPACITY (Gal./Ft.): 1/8" = 0.0006; 3/16" = 0.0014; 1/4" = 0.0026; 5/16" = 0.004; 3/8" = 0.006; 1/2" = 0.010; 5/8" = 0.016

SAMPLING DATA

SAMPLED BY (PRINT) / AFFILIATION: Liddle/Eland	SAMPLER(S) SIGNATURES:	SAMPLING INITIATED AT: 1324	SAMPLING ENDED AT:
PUMP OR TUBING DEPTH IN WELL (feet):	SAMPLE PUMP FLOW RATE (mL per minute):	TUBING MATERIAL CODE: PE	
FIELD DECONTAMINATION: Y N	FIELD-FILTERED: Y N FILTER SIZE: ____ µm Filtration Equipment Type:	DUPLICATE: Y N	

SAMPLE CONTAINER SPECIFICATION				SAMPLE PRESERVATION				
SAMPLE ID CODE	# CONTAINERS	MATERIAL CODE	VOLUME	PRESERVATIVE USED	TOTAL VOL ADDED IN FIELD (mL)	FINAL pH	INTENDED ANALYSIS AND/OR METHOD	SAMPLING EQUIPMENT CODE

REMARKS:

MATERIAL CODES: AG = Amber Glass; CG = Clear Glass; PE = Polyethylene; PP = Polypropylene; S = Silicone; T = Teflon; O = Other (Specify)

SAMPLING/PURGING EQUIPMENT CODES: APP = After Peristaltic Pump; B = Bailer; BP = Bladder Pump; ESP = Electric Submersible Pump; PP = Peristaltic Pump; RFPP = Reverse Flow Peristaltic Pump; SM = Straw Method (Tubing Gravity Drain); VT = Vacuum Trap; O = Other (Specify)

NOTES: 1. The above do not constitute all of the information required by Chapter 62-160, F.A.C.
2. STABILIZATION CRITERIA FOR RANGE OF VARIATION OF LAST THREE CONSECUTIVE READINGS (SEE FS 2212, SECTION 3)
pH: ± 0.2 units Temperature: ± 0.2 °C Specific Conductance: ± 5% Dissolved Oxygen: all readings ≤ 20% saturation (see Table FS 2200-2); optionally, ± 0.2 mg/L or ± 10% (whichever is greater) Turbidity: all readings ≤ 20 NTU; optionally ± 5 NTU or ± 10% (whichever is greater)

DEP-SOP-001/01
FS 2200 Groundwater Sampling
Form FD 9000-24

GROUNDWATER SAMPLING LOG

SITE NAME: Tomedu		SITE LOCATION: Volusia	
WELL NO: B32	SAMPLE ID:		DATE: 11/4/01

PURGING DATA

WELL DIAMETER (inches): 2	TUBING DIAMETER (inches): 3/8	WELL SCREEN INTERVAL DEPTH: feet to -- feet	STATIC DEPTH TO WATER (feet):	PURGE PUMP TYPE OR BAILER: PP

WELL VOLUME PURGE: 1 WELL VOLUME = (TOTAL WELL DEPTH – STATIC DEPTH TO WATER) X WELL CAPACITY
(only fill out if applicable)
= (34.95 feet – 2.77 feet) X .16 gallons/foot = 5.4 gallons

EQUIPMENT VOLUME PURGE: 1 EQUIPMENT VOL. = PUMP VOLUME + (TUBING CAPACITY X TUBING LENGTH) + FLOW CELL VOLUME
(only fill out if applicable)
= gallons + (gallons/foot X feet) + gallons = gallons

INITIAL PUMP OR TUBING DEPTH IN WELL (feet):	FINAL PUMP OR TUBING DEPTH IN WELL (feet):	PURGING INITIATED AT: 1350	PURGING ENDED AT: 1407	TOTAL VOLUME PURGED (gallons): 8.5

TIME	VOLUME PURGED (gallons)	CUMUL. VOLUME PURGED (gallons)	PURGE RATE (gpm)	DEPTH TO WATER (feet)	pH (standard units)	TEMP. (°C)	COND. (µmhos/cm or µS/cm)	DISSOLVED OXYGEN (circle mg/L or % saturation)	TURBIDITY (NTUs)	COLOR (describe)	ODOR (describe)
1401	5.5	5.5	.5	3.96	7.42	24.8	472	1.59	19.4	no	yes
1404	1.5	7.0		3.96	7.41	24.4	469	1.51	17.2		
1407	1.5	8.5		3.95	7.39	24.3	465	1.47	15.8		

WELL CAPACITY (Gallons Per Foot): 0.75" = 0.02; 1" = 0.04; 1.25" = 0.06; 2" = 0.16; 3" = 0.37; 4" = 0.65; 5" = 1.02; 6" = 1.47; 12" = 5.88
TUBING INSIDE DIA. CAPACITY (Gal./Ft.): 1/8" = 0.0006; 3/16" = 0.0014; 1/4" = 0.0026; 5/16" = 0.004; 3/8" = 0.006; 1/2" = 0.010; 5/8" = 0.016

SAMPLING DATA

SAMPLED BY (PRINT) / AFFILIATION: Lidette Flad	SAMPLER(S) SIGNATURES:	SAMPLING INITIATED AT: 1408	SAMPLING ENDED AT:
PUMP OR TUBING DEPTH IN WELL (feet):	SAMPLE PUMP FLOW RATE (mL per minute):	TUBING MATERIAL CODE: PE	
FIELD DECONTAMINATION: (Y) N	FIELD-FILTERED: Y (N) Filtration Equipment Type:	FILTER SIZE: ____ µm	DUPLICATE: Y (N)

SAMPLE CONTAINER SPECIFICATION				SAMPLE PRESERVATION				
SAMPLE ID CODE	# CONTAINERS	MATERIAL CODE	VOLUME	PRESERVATIVE USED	TOTAL VOL ADDED IN FIELD (mL)	FINAL pH	INTENDED ANALYSIS AND/OR METHOD	SAMPLING EQUIPMENT CODE

REMARKS:

MATERIAL CODES: AG = Amber Glass; CG = Clear Glass; PE = Polyethylene; PP = Polypropylene; S = Silicone; T = Teflon; O = Other (Specify)

SAMPLING/PURGING EQUIPMENT CODES: APP = After Peristaltic Pump; B = Bailer; BP = Bladder Pump; ESP = Electric Submersible Pump; PP = Peristaltic Pump; RFPP = Reverse Flow Peristaltic Pump; SM = Straw Method (Tubing Gravity Drain); VT = Vacuum Trap; O = Other (Specify)

NOTES: 1. The above do not constitute all of the information required by Chapter 62-160, F.A.C.
2. STABILIZATION CRITERIA FOR RANGE OF VARIATION OF LAST THREE CONSECUTIVE READINGS (SEE FS 2212, SECTION 3)
pH: ± 0.2 units **Temperature:** ± 0.2 °C **Specific Conductance:** ± 5% **Dissolved Oxygen:** all readings ≤ 20% saturation (see Table FS 2200-2); optionally, ± 0.2 mg/L or ± 10% (whichever is greater) **Turbidity:** all readings ≤ 20 NTU; optionally ± 5 NTU or ± 10% (whichever is greater)

DEP-SOP-001/01
FS 2200 Groundwater Sampling
Form FD 9000-24

GROUNDWATER SAMPLING LOG

SITE NAME: Tomlac Ck.		SITE LOCATION: Volusia	
WELL NO: EQ	SAMPLE ID:		DATE: 11/5/04

PURGING DATA

WELL DIAMETER (inches):	TUBING DIAMETER (inches):	WELL SCREEN INTERVAL DEPTH: feet to feet	STATIC DEPTH TO WATER (feet):	PURGE PUMP TYPE OR BAILER: PP

WELL VOLUME PURGE: 1 WELL VOLUME = (TOTAL WELL DEPTH – STATIC DEPTH TO WATER) X WELL CAPACITY
(only fill out if applicable)
= (feet – feet) X gallons/foot = gallons

EQUIPMENT VOLUME PURGE: 1 EQUIPMENT VOL. = PUMP VOLUME + (TUBING CAPACITY X TUBING LENGTH) + FLOW CELL VOLUME
(only fill out if applicable)
= gallons + (gallons/foot X feet) + gallons = gallons

INITIAL PUMP OR TUBING DEPTH IN WELL (feet):	FINAL PUMP OR TUBING DEPTH IN WELL (feet):	PURGING INITIATED AT:	PURGING ENDED AT:	TOTAL VOLUME PURGED (gallons):

TIME	VOLUME PURGED (gallons)	CUMUL. VOLUME PURGED (gallons)	PURGE RATE (gpm)	DEPTH TO WATER (feet)	pH (standard units)	TEMP. (°C)	COND. (µmhos/cm or µS/cm)	DISSOLVED OXYGEN (circle mg/L or % saturation)	TURBIDITY (NTUs)	COLOR (describe)	ODOR (describe)
950											

WELL CAPACITY (Gallons Per Foot): 0.75" = 0.02; 1" = 0.04; 1.25" = 0.06; 2" = 0.16; 3" = 0.37; 4" = 0.65; 5" = 1.02; 6" = 1.47; 12" = 5.88
TUBING INSIDE DIA. CAPACITY (Gal./Ft.): 1/8" = 0.0006; 3/16" = 0.0014; 1/4" = 0.0026; 5/16" = 0.004; 3/8" = 0.006; 1/2" = 0.010; 5/8" = 0.016

SAMPLING DATA

SAMPLED BY (PRINT) / AFFILIATION: Cuddle/Field	SAMPLER(S) SIGNATURES:	SAMPLING INITIATED AT: 950	SAMPLING ENDED AT:
PUMP OR TUBING DEPTH IN WELL (feet):	SAMPLE PUMP FLOW RATE (mL per minute):	TUBING MATERIAL CODE: pe	
FIELD DECONTAMINATION: (Y) N	FIELD-FILTERED: Y (N) FILTER SIZE: ____ µm Filtration Equipment Type:	DUPLICATE: Y (N)	

SAMPLE CONTAINER SPECIFICATION				SAMPLE PRESERVATION				
SAMPLE ID CODE	# CONTAINERS	MATERIAL CODE	VOLUME	PRESERVATIVE USED	TOTAL VOL ADDED IN FIELD (mL)	FINAL pH	INTENDED ANALYSIS AND/OR METHOD	SAMPLING EQUIPMENT CODE

REMARKS:

MATERIAL CODES: AG = Amber Glass; CG = Clear Glass; PE = Polyethylene; PP = Polypropylene; S = Silicone; T = Teflon; O = Other (Specify)

SAMPLING/PURGING EQUIPMENT CODES: APP = After Peristaltic Pump; B = Bailer; BP = Bladder Pump; ESP = Electric Submersible Pump; PP = Peristaltic Pump; RFPP = Reverse Flow Peristaltic Pump; SM = Straw Method (Tubing Gravity Drain); VT = Vacuum Trap; O = Other (Specify)

NOTES: 1. The above do not constitute all of the information required by Chapter 62-160, F.A.C.
2. STABILIZATION CRITERIA FOR RANGE OF VARIATION OF LAST THREE CONSECUTIVE READINGS (SEE FS 2212, SECTION 3)
pH: ± 0.2 units **Temperature:** ± 0.2 °C **Specific Conductance:** ± 5% **Dissolved Oxygen:** all readings ≤ 20% saturation (see Table FS 2200-2); optionally, ± 0.2 mg/L or ± 10% (whichever is greater) **Turbidity:** all readings ≤ 20 NTU; optionally ± 5 NTU or ± 10% (whichever is greater)

DEP-SOP-001/01
FS 2200 Groundwater Sampling
Form FD 9000-24

GROUNDWATER SAMPLING LOG

SITE NAME: Turner	SITE LOCATION: Valusia	
WELL NO: FA-2C	SAMPLE ID:	DATE: 11/8/04

PURGING DATA

WELL DIAMETER (inches): 2	TUBING DIAMETER (inches): 3/4	WELL SCREEN INTERVAL DEPTH: feet to feet	STATIC DEPTH TO WATER (feet): 10.58	PURGE PUMP TYPE OR BAILER: ESP

WELL VOLUME PURGE: 1 WELL VOLUME = (TOTAL WELL DEPTH – STATIC DEPTH TO WATER) X WELL CAPACITY
(only fill out if applicable)
= (95.55 feet – 10.58 feet) X .16 gallons/foot = 13.5 gallons

EQUIPMENT VOLUME PURGE: 1 EQUIPMENT VOL. = PUMP VOLUME + (TUBING CAPACITY X TUBING LENGTH) + FLOW CELL VOLUME
(only fill out if applicable)
= gallons + (gallons/foot X feet) + gallons = gallons

INITIAL PUMP OR TUBING DEPTH IN WELL (feet):	FINAL PUMP OR TUBING DEPTH IN WELL (feet):	PURGING INITIATED AT: 1000	PURGING ENDED AT: 1022	TOTAL VOLUME PURGED (gallons): 20.6

TIME	VOLUME PURGED (gallons)	CUMUL. VOLUME PURGED (gallons)	PURGE RATE (gpm)	DEPTH TO WATER (feet)	pH (standard units)	TEMP. (°C)	COND. (µmhos/cm or µS/cm)	DISSOLVED OXYGEN (circle mg/L or % saturation)	TURBIDITY (NTUs)	COLOR (describe)	ODOR (describe)
1014	14.0	14.0	1.0	11.88	8.68	22.2	495	1.45	3.93	no	yes
1018	4.0	16.0		11.88	8.71	22.3	521	1.40	3.98		
1022	4.0	20.6		11.90	8.79	22.2	588	1.37	4.15		

WELL CAPACITY (Gallons Per Foot): 0.75" = 0.02; 1" = 0.04; 1.25" = 0.06; 2" = 0.16; 3" = 0.37; 4" = 0.65; 5" = 1.02; 6" = 1.47; 12" = 5.88
TUBING INSIDE DIA. CAPACITY (Gal./Ft.): 1/8" = 0.0006; 3/16" = 0.0014; 1/4" = 0.0026; 5/16" = 0.004; 3/8" = 0.006; 1/2" = 0.010; 5/8" = 0.016

SAMPLING DATA

SAMPLED BY (PRINT) / AFFILIATION: Lidelle Elad	SAMPLER(S) SIGNATURES:	SAMPLING INITIATED AT: 1023	SAMPLING ENDED AT:
PUMP OR TUBING DEPTH IN WELL (feet):	SAMPLE PUMP FLOW RATE (mL per minute):	TUBING MATERIAL CODE: PE	
FIELD DECONTAMINATION: Y (N)	FIELD-FILTERED: Y (N) Filtration Equipment Type:	FILTER SIZE: ____ µm	DUPLICATE: (Y) N

SAMPLE CONTAINER SPECIFICATION				SAMPLE PRESERVATION				
SAMPLE ID CODE	# CONTAINERS	MATERIAL CODE	VOLUME	PRESERVATIVE USED	TOTAL VOL ADDED IN FIELD (mL)	FINAL pH	INTENDED ANALYSIS AND/OR METHOD	SAMPLING EQUIPMENT CODE

REMARKS:

MATERIAL CODES: AG = Amber Glass; CG = Clear Glass; PE = Polyethylene; PP = Polypropylene; S = Silicone; T = Teflon; O = Other (Specify)

SAMPLING/PURGING EQUIPMENT CODES: APP = After Peristaltic Pump; B = Bailer; BP = Bladder Pump; ESP = Electric Submersible Pump; PP = Peristaltic Pump; RFPP = Reverse Flow Peristaltic Pump; SM = Straw Method (Tubing Gravity Drain); VT = Vacuum Trap; O = Other (Specify)

NOTES: 1. The above do not constitute all of the information required by Chapter 62-160, F.A.C.
2. STABILIZATION CRITERIA FOR RANGE OF VARIATION OF LAST THREE CONSECUTIVE READINGS (SEE FS 2212, SECTION 3)
pH: ± 0.2 units Temperature: ± 0.2 °C Specific Conductance: ± 5% Dissolved Oxygen: all readings ≤ 20% saturation (see Table FS 2200-2); optionally, ± 0.2 mg/L or ± 10% (whichever is greater) Turbidity: all readings ≤ 20 NTU; optionally ± 5 NTU or ± 10% (whichever is greater)

DEP-SOP-001/01
FS 2200 Groundwater Sampling
Form FD 9000-24

GROUNDWATER SAMPLING LOG

SITE NAME: Tomdu		SITE LOCATION: Volusia Co	
WELL NO: B73-1	SAMPLE ID:		DATE: 11/5/04

PURGING DATA

WELL DIAMETER (inches): 2	TUBING DIAMETER (inches): 3/8	WELL SCREEN INTERVAL DEPTH: feet to feet	STATIC DEPTH TO WATER (feet): 7.25	PURGE PUMP TYPE OR BAILER: PP

WELL VOLUME PURGE: 1 WELL VOLUME = (TOTAL WELL DEPTH – STATIC DEPTH TO WATER) X WELL CAPACITY
(only fill out if applicable)
= (37.4 feet – 7.25 feet) X .16 gallons/foot = 4.82 gallons

EQUIPMENT VOLUME PURGE: 1 EQUIPMENT VOL. = PUMP VOLUME + (TUBING CAPACITY X TUBING LENGTH) + FLOW CELL VOLUME
(only fill out if applicable)
= gallons + (gallons/foot X feet) + gallons = gallons

INITIAL PUMP OR TUBING DEPTH IN WELL (feet):	FINAL PUMP OR TUBING DEPTH IN WELL (feet):	PURGING INITIATED AT: 1040	PURGING ENDED AT: 1056	TOTAL VOLUME PURGED (gallons): 9.0

TIME	VOLUME PURGED (gallons)	CUMUL. VOLUME PURGED (gallons)	PURGE RATE (gpm)	DEPTH TO WATER (feet)	pH (standard units)	TEMP. (°C)	COND. (µmhos/cm or µS/cm)	DISSOLVED OXYGEN (circle mg/L or % saturation)	TURBIDITY (NTUs)	COLOR (describe)	ODOR (describe)
1050	5.0	5.0	.5	7.87	8.41	24.2	723	1.60	4.21	no	yes
1053	1.5	6.5		7.87	8.37	24.2	726	1.54	3.86		
1056	1.5	9.0		7.87	8.34	24.1	730	1.46	3.02		

WELL CAPACITY (Gallons Per Foot): 0.75" = 0.02; 1" = 0.04; 1.25" = 0.06; 2" = 0.16; 3" = 0.37; 4" = 0.65; 5" = 1.02; 6" = 1.47; 12" = 5.88
TUBING INSIDE DIA. CAPACITY (Gal./Ft.): 1/8" = 0.0006; 3/16" = 0.0014; 1/4" = 0.0026; 5/16" = 0.004; 3/8" = 0.006; 1/2" = 0.010; 5/8" = 0.016

SAMPLING DATA

SAMPLED BY (PRINT) AFFILIATION: Eddie Kler	SAMPLER(S) SIGNATURE(S):	SAMPLING INITIATED AT: 1057	SAMPLING ENDED AT:
PUMP OR TUBING DEPTH IN WELL (feet):	SAMPLE PUMP FLOW RATE (mL per minute):	TUBING MATERIAL CODE: pe	
FIELD DECONTAMINATION: (Y) N	FIELD-FILTERED: Y (N) Filtration Equipment Type: FILTER SIZE: ____ µm	DUPLICATE: Y (N)	

SAMPLE CONTAINER SPECIFICATION				SAMPLE PRESERVATION				
SAMPLE ID CODE	# CONTAINERS	MATERIAL CODE	VOLUME	PRESERVATIVE USED	TOTAL VOL ADDED IN FIELD (mL)	FINAL pH	INTENDED ANALYSIS AND/OR METHOD	SAMPLING EQUIPMENT CODE

REMARKS:

MATERIAL CODES: AG = Amber Glass; CG = Clear Glass; PE = Polyethylene; PP = Polypropylene; S = Silicone; T = Teflon; O = Other (Specify)

SAMPLING/PURGING EQUIPMENT CODES: APP = After Peristaltic Pump; B = Bailer; BP = Bladder Pump; ESP = Electric Submersible Pump; PP = Peristaltic Pump; RFPP = Reverse Flow Peristaltic Pump; SM = Straw Method (Tubing Gravity Drain); VT = Vacuum Trap; O = Other (Specify)

NOTES: 1. The above do not constitute all of the information required by Chapter 62-160, F.A.C.
2. STABILIZATION CRITERIA FOR RANGE OF VARIATION OF LAST THREE CONSECUTIVE READINGS (SEE FS 2212, SECTION 3)
pH: ± 0.2 units Temperature: ± 0.2 °C Specific Conductance: ± 5% Dissolved Oxygen: all readings ≤ 20% saturation (see Table FS 2200-2); optionally, ± 0.2 mg/L or ± 10% (whichever is greater) Turbidity: all readings ≤ 20 NTU; optionally ± 5 NTU or ± 10% (whichever is greater)

DEP-SOP-001/01
FS 2200 Groundwater Sampling
Form FD 9000-24

GROUNDWATER SAMPLING LOG

SITE NAME: Zonolite		SITE LOCATION: Volusia	
WELL NO: B.73-2	SAMPLE ID:		DATE: 11/5/01

PURGING DATA

WELL DIAMETER (inches): 2	TUBING DIAMETER (inches): 3/8	WELL SCREEN INTERVAL DEPTH: feet to feet	STATIC DEPTH TO WATER (feet):	PURGE PUMP TYPE OR BAILER: PP

WELL VOLUME PURGE: 1 WELL VOLUME = (TOTAL WELL DEPTH – STATIC DEPTH TO WATER) X WELL CAPACITY
only fill out if applicable)
= (20.35 feet – 6.65 feet) X .16 gallons/foot = 2.19 gallons

EQUIPMENT VOLUME PURGE: 1 EQUIPMENT VOL. = PUMP VOLUME + (TUBING CAPACITY X TUBING LENGTH) + FLOW CELL VOLUME
(only fill out if applicable)
= gallons + (gallons/foot X feet) + gallons = gallons

INITIAL PUMP OR TUBING DEPTH IN WELL (feet):	FINAL PUMP OR TUBING DEPTH IN WELL (feet):	PURGING INITIATED AT: 1105	PURGING ENDED AT: 1114	TOTAL VOLUME PURGED (gallons): 4.5

TIME	VOLUME PURGED (gallons)	CUMUL. VOLUME PURGED (gallons)	PURGE RATE (gpm)	DEPTH TO WATER (feet)	pH (standard units)	TEMP. (°C)	COND. (µmhos/cm or µS/cm)	DISSOLVED OXYGEN (circle mg/L or % saturation)	TURBIDITY (NTUs)	COLOR (describe)	ODOR (describe)
1110	2.5	2.5	.5	7.04	7.23	25.3	652	1.54	25.9	red	yes
1112	1.0	3.5		7.04	7.20	25.3	650	1.56	24.3		
1114	1.0	4.5		7.04	7.18	25.2	647	1.47	22.6		

WELL CAPACITY (Gallons Per Foot): 0.75" = 0.02; 1" = 0.04; 1.25" = 0.06; 2" = 0.16; 3" = 0.37; 4" = 0.65; 5" = 1.02; 6" = 1.47; 12" = 5.88
TUBING INSIDE DIA. CAPACITY (Gal./Ft.): 1/8" = 0.0006; 3/16" = 0.0014; 1/4" = 0.0026; 5/16" = 0.004; 3/8" = 0.006; 1/2" = 0.010; 5/8" = 0.016

SAMPLING DATA

SAMPLED BY (PRINT) AFFILIATION: Eddie Pelo	SAMPLER(S) SIGNATURES:	SAMPLING INITIATED AT: 1115	SAMPLING ENDED AT:
PUMP OR TUBING DEPTH IN WELL (feet):	SAMPLE PUMP FLOWRATE (mL per minute):	TUBING MATERIAL CODE: PE	
FIELD DECONTAMINATION: Y N	FIELD-FILTERED: Y (N) Filtration Equipment Type: FILTER SIZE: ____ µm		DUPLICATE: Y (N)

SAMPLE CONTAINER SPECIFICATION				SAMPLE PRESERVATION			INTENDED ANALYSIS AND/OR METHOD	SAMPLING EQUIPMENT CODE
SAMPLE ID CODE	# CONTAINERS	MATERIAL CODE	VOLUME	PRESERVATIVE USED	TOTAL VOL ADDED IN FIELD (mL)	FINAL pH		

REMARKS:

MATERIAL CODES: AG = Amber Glass; CG = Clear Glass; PE = Polyethylene; PP = Polypropylene; S = Silicone; T = Teflon; O = Other (Specify)

SAMPLING/PURGING EQUIPMENT CODES: APP = After Peristaltic Pump; B = Bailer; BP = Bladder Pump; ESP = Electric Submersible Pump; PP = Peristaltic Pump; RFPP = Reverse Flow Peristaltic Pump; SM = Straw Method (Tubing Gravity Drain); VT = Vacuum Trap; O = Other (Specify)

NOTES: 1. The above do not constitute all of the information required by Chapter 62-160, F.A.C.
2. STABILIZATION CRITERIA FOR RANGE OF VARIATION OF LAST THREE CONSECUTIVE READINGS (SEE FS 2212, SECTION 3)
pH: ± 0.2 units **Temperature:** ± 0.2 °C **Specific Conductance:** ± 5% **Dissolved Oxygen:** all readings ≤ 20% saturation (see Table FS 2200-2); optionally, ± 0.2 mg/L or ± 10% (whichever is greater) **Turbidity:** all readings ≤ 20 NTU; optionally ± 5 NTU or ± 10% (whichever is greater)

DEP-SOP-001/01
FS 2200 Groundwater Sampling
Form FD 9000-24

GROUNDWATER SAMPLING LOG

SITE NAME: Zimelia	SITE LOCATION: Ulsio	
WELL NO: B72	SAMPLE ID:	DATE: 11/5/01

PURGING DATA

WELL DIAMETER (inches): 2	TUBING DIAMETER (inches): 3/8	WELL SCREEN INTERVAL DEPTH: feet to feet	STATIC DEPTH TO WATER (feet): 6.65	PURGE PUMP TYPE OR BAILER: PP

WELL VOLUME PURGE: 1 WELL VOLUME = (TOTAL WELL DEPTH – STATIC DEPTH TO WATER) X WELL CAPACITY
(only fill out if applicable)
= (21.75 feet – 6.65 feet) X .16 gallons/foot = 2.41 gallons

EQUIPMENT VOLUME PURGE: 1 EQUIPMENT VOL. = PUMP VOLUME + (TUBING CAPACITY X TUBING LENGTH) + FLOW CELL VOLUME
(only fill out if applicable)
= gallons + (gallons/foot X feet) + gallons = gallons

INITIAL PUMP OR TUBING DEPTH IN WELL (feet):	FINAL PUMP OR TUBING DEPTH IN WELL (feet):	PURGING INITIATED AT: 1125	PURGING ENDED AT: 1134	TOTAL VOLUME PURGED (gallons): 4.5

TIME	VOLUME PURGED (gallons)	CUMUL. VOLUME PURGED (gallons)	PURGE RATE (gpm)	DEPTH TO WATER (feet)	pH (standard units)	TEMP. (°C)	COND. (µmhos/cm or µS/cm)	DISSOLVED OXYGEN (circle mg/L or % saturation)	TURBIDITY (NTUs)	COLOR (describe)	ODOR (describe)
1130	2.5	2.5	.5	7.11	6.85	24.8	657	1.61	32.6	yellow	none
1132	1.6	3.5		7.11	6.80	24.7	656	1.53	31.4		
1134	1.6	4.5		7.11	6.76	24.7	647	1.42	30.5		

WELL CAPACITY (Gallons Per Foot): 0.75" = 0.02; 1" = 0.04; 1.25" = 0.06; 2" = 0.16; 3" = 0.37; 4" = 0.65; 5" = 1.02; 6" = 1.47; 12" = 5.88
TUBING INSIDE DIA. CAPACITY (Gal./Ft.): 1/8" = 0.0006; 3/16" = 0.0014; 1/4" = 0.0026; 5/16" = 0.004; 3/8" = 0.006; 1/2" = 0.010; 5/8" = 0.016

SAMPLING DATA

SAMPLED BY (PRINT) / AFFILIATION: Eddie Klap	SAMPLER(S) SIGNATURE(S):	SAMPLING INITIATED AT: 1138	SAMPLING ENDED AT:
PUMP OR TUBING DEPTH IN WELL (feet):	SAMPLE PUMP FLOW RATE (mL per minute):	TUBING MATERIAL CODE: PE	
FIELD DECONTAMINATION: (Y) N	FIELD-FILTERED: Y (N) Filtration Equipment Type: FILTER SIZE: ____ µm	DUPLICATE: Y (N)	

SAMPLE CONTAINER SPECIFICATION				SAMPLE PRESERVATION			INTENDED ANALYSIS AND/OR METHOD	SAMPLING EQUIPMENT CODE
SAMPLE ID CODE	# CONTAINERS	MATERIAL CODE	VOLUME	PRESERVATIVE USED	TOTAL VOL ADDED IN FIELD (mL)	FINAL pH		

REMARKS:

MATERIAL CODES: AG = Amber Glass; CG = Clear Glass; PE = Polyethylene; PP = Polypropylene; S = Silicone; T = Teflon; O = Other (Specify)

SAMPLING/PURGING EQUIPMENT CODES: APP = After Peristaltic Pump; B = Bailer; BP = Bladder Pump; ESP = Electric Submersible Pump; PP = Peristaltic Pump; RFPP = Reverse Flow Peristaltic Pump; SM = Straw Method (Tubing Gravity Drain); VT = Vacuum Trap; O = Other (Specify)

NOTES: 1. The above do not constitute all of the information required by Chapter 62-160, F.A.C.
2. STABILIZATION CRITERIA FOR RANGE OF VARIATION OF LAST THREE CONSECUTIVE READINGS (SEE FS 2212, SECTION 3)
pH: ± 0.2 units Temperature: ± 0.2 °C Specific Conductance: ± 5% Dissolved Oxygen: all readings ≤ 20% saturation (see Table FS 2200-2); optionally, ± 0.2 mg/L or ± 10% (whichever is greater) Turbidity: all readings ≤ 20 NTU; optionally ± 5 NTU or ± 10% (whichever is greater)

DEP-SOP-001/01
FS 2200 Groundwater Sampling
Form FD 9000-24

GROUNDWATER SAMPLING LOG

SITE NAME: Tomeka		SITE LOCATION: Volusia	
WELL NO: B71	SAMPLE ID:		DATE: 11/5/04

PURGING DATA

WELL DIAMETER (inches): 2	TUBING DIAMETER (inches): 3/8	WELL SCREEN INTERVAL DEPTH: feet to feet	STATIC DEPTH TO WATER (feet): 8.00	PURGE PUMP TYPE OR BAILER: PP

WELL VOLUME PURGE: 1 WELL VOLUME = (TOTAL WELL DEPTH – STATIC DEPTH TO WATER) X WELL CAPACITY
(only fill out if applicable)
= (21.3 feet – 8.00 feet) X .16 gallons/foot = 2.12 gallons

EQUIPMENT VOLUME PURGE: 1 EQUIPMENT VOL. = PUMP VOLUME + (TUBING CAPACITY X TUBING LENGTH) + FLOW CELL VOLUME
(only fill out if applicable)
= gallons + (gallons/foot X feet) + gallons = gallons

INITIAL PUMP OR TUBING DEPTH IN WELL (feet):	FINAL PUMP OR TUBING DEPTH IN WELL (feet):	PURGING INITIATED AT: 1150	PURGING ENDED AT: 1159	TOTAL VOLUME PURGED (gallons): 4.5

TIME	VOLUME PURGED (gallons)	CUMUL. VOLUME PURGED (gallons)	PURGE RATE (gpm)	DEPTH TO WATER (feet)	pH (standard units)	TEMP. (°C)	COND. (µmhos/cm or µS/cm)	DISSOLVED OXYGEN (circle mg/L or % saturation)	TURBIDITY (NTUs)	COLOR (describe)	ODOR (describe)
1155	2.5	2.5	.5	8.41	5.94	24.9	359	1.50	6.42	no	no
1157	1.0	3.5		8.91	5.89	24.8	363	1.46	5.86		
1159	1.0	4.5		8.91	5.86	24.7	367	1.37	4.51		

WELL CAPACITY (Gallons Per Foot): 0.75" = 0.02; 1" = 0.04; 1.25" = 0.06; 2" = 0.16; 3" = 0.37; 4" = 0.65; 5" = 1.02; 6" = 1.47; 12" = 5.88
TUBING INSIDE DIA. CAPACITY (Gal./Ft.): 1/8" = 0.0006; 3/16" = 0.0014; 1/4" = 0.0026; 5/16" = 0.004; 3/8" = 0.006; 1/2" = 0.010; 5/8" = 0.016

SAMPLING DATA

SAMPLED BY (PRINT) / AFFILIATION: Eddie/Reed	SAMPLER(S) SIGNATURES:	SAMPLING INITIATED AT: 1200	SAMPLING ENDED AT:
PUMP OR TUBING DEPTH IN WELL (feet):	SAMPLE PUMP FLOW RATE (mL per minute):	TUBING MATERIAL CODE: Pe	
FIELD DECONTAMINATION: (Y) N	FIELD-FILTERED: Y (N) Filtration Equipment Type:	FILTER SIZE: ____ µm	DUPLICATE: Y (N)

SAMPLE CONTAINER SPECIFICATION				SAMPLE PRESERVATION			INTENDED ANALYSIS AND/OR METHOD	SAMPLING EQUIPMENT CODE
SAMPLE ID CODE	# CONTAINERS	MATERIAL CODE	VOLUME	PRESERVATIVE USED	TOTAL VOL ADDED IN FIELD (mL)	FINAL pH		

REMARKS:

MATERIAL CODES: AG = Amber Glass; CG = Clear Glass; PE = Polyethylene; PP = Polypropylene; S = Silicone; T = Teflon; O = Other (Specify)

SAMPLING/PURGING EQUIPMENT CODES: APP = After Peristaltic Pump; B = Bailer; BP = Bladder Pump; ESP = Electric Submersible Pump; PP = Peristaltic Pump; RFPP = Reverse Flow Peristaltic Pump; SM = Straw Method (Tubing Gravity Drain); VT = Vacuum Trap; O = Other (Specify)

NOTES: 1. The above do not constitute all of the information required by Chapter 62-160, F.A.C.
2. STABILIZATION CRITERIA FOR RANGE OF VARIATION OF LAST THREE CONSECUTIVE READINGS (SEE FS 2212, SECTION 3)
pH: ± 0.2 units Temperature: ± 0.2 °C Specific Conductance: ± 5% Dissolved Oxygen: all readings ≤ 20% saturation (see Table FS 2200-2); optionally, ± 0.2 mg/L or ± 10% (whichever is greater) Turbidity: all readings ≤ 20 NTU; optionally ± 5 NTU or ± 10% (whichever is greater)

DEP-SOP-001/01
FS 2200 Groundwater Sampling
Form FD 9000-24

GROUNDWATER SAMPLING LOG

SITE NAME: Tomoka	SITE LOCATION: Volusia	
WELL NO: BMA	SAMPLE ID:	DATE: 11/5/04

PURGING DATA

WELL DIAMETER (inches): 2	TUBING DIAMETER (inches): 3/8	WELL SCREEN INTERVAL DEPTH: feet to feet	STATIC DEPTH TO WATER (feet):	PURGE PUMP TYPE OR BAILER: PP

WELL VOLUME PURGE: 1 WELL VOLUME = (TOTAL WELL DEPTH – STATIC DEPTH TO WATER) X WELL CAPACITY
(only fill out if applicable)
= (21.0 feet – 12.26 feet) X .14 gallons/foot = 1.52 gallons

EQUIPMENT VOLUME PURGE: 1 EQUIPMENT VOL. = PUMP VOLUME + (TUBING CAPACITY X TUBING LENGTH) + FLOW CELL VOLUME
(only fill out if applicable)
= gallons + (gallons/foot X feet) + gallons = gallons

INITIAL PUMP OR TUBING DEPTH IN WELL (feet):	FINAL PUMP OR TUBING DEPTH IN WELL (feet):	PURGING INITIATED AT: 1210	PURGING ENDED AT: 1218	TOTAL VOLUME PURGED (gallons): 4.0

TIME	VOLUME PURGED (gallons)	CUMUL. VOLUME PURGED (gallons)	PURGE RATE (gpm)	DEPTH TO WATER (feet)	pH (standard units)	TEMP. (°C)	COND. (µmhos/cm or µS/cm)	DISSOLVED OXYGEN (circle mg/L or % saturation)	TURBIDITY (NTUs)	COLOR (describe)	ODOR (describe)
1214	2.0	2.0	.5	13.09	6.35	24.2	536	1.50	7.86	yellow	no
1216	1.0	3.0		13.09	6.30	24.2	540	1.47	6.91		
1218	1.0	4.0		13.10	6.26	24.3	549	1.42	5.77		

WELL CAPACITY (Gallons Per Foot): 0.75" = 0.02; 1" = 0.04; 1.25" = 0.06; 2" = 0.16; 3" = 0.37; 4" = 0.65; 5" = 1.02; 6" = 1.47; 12" = 5.88
TUBING INSIDE DIA. CAPACITY (Gal./Ft.): 1/8" = 0.0006; 3/16" = 0.0014; 1/4" = 0.0026; 5/16" = 0.004; 3/8" = 0.006; 1/2" = 0.010; 5/8" = 0.016

SAMPLING DATA

SAMPLED BY (PRINT) / AFFILIATION: Eddie Flood	SAMPLER(S) SIGNATURES:	SAMPLING INITIATED AT: 1219	SAMPLING ENDED AT:
PUMP OR TUBING DEPTH IN WELL (feet):	SAMPLE PUMP FLOW RATE (mL per minute):	TUBING MATERIAL CODE: PE	
FIELD DECONTAMINATION: (Y) N	FIELD-FILTERED: Y (N) FILTER SIZE: ____ µm Filtration Equipment Type:	DUPLICATE: Y (N)	

SAMPLE CONTAINER SPECIFICATION				SAMPLE PRESERVATION			INTENDED ANALYSIS AND/OR METHOD	SAMPLING EQUIPMENT CODE
SAMPLE ID CODE	# CONTAINERS	MATERIAL CODE	VOLUME	PRESERVATIVE USED	TOTAL VOL ADDED IN FIELD (mL)	FINAL pH		

REMARKS:

MATERIAL CODES: AG = Amber Glass; CG = Clear Glass; PE = Polyethylene; PP = Polypropylene; S = Silicone; T = Teflon; O = Other (Specify)

SAMPLING/PURGING EQUIPMENT CODES: APP = After Peristaltic Pump; B = Bailer; BP = Bladder Pump; ESP = Electric Submersible Pump; PP = Peristaltic Pump; RFPP = Reverse Flow Peristaltic Pump; SM = Straw Method (Tubing Gravity Drain); VT = Vacuum Trap; O = Other (Specify)

NOTES: 1. The above do not constitute all of the information required by Chapter 62-160, F.A.C.
2. STABILIZATION CRITERIA FOR RANGE OF VARIATION OF LAST THREE CONSECUTIVE READINGS (SEE FS 2212, SECTION 3)
pH: ± 0.2 units **Temperature:** ± 0.2 °C **Specific Conductance:** ± 5% **Dissolved Oxygen:** all readings ≤ 20% saturation (see Table FS 2200-2); optionally, ± 0.2 mg/L or ± 10% (whichever is greater) **Turbidity:** all readings ≤ 20 NTU; optionally ± 5 NTU or ± 10% (whichever is greater)

DEP-SOP-001/01
FS 2200 Groundwater Sampling
Form FD 9000-24

GROUNDWATER SAMPLING LOG

SITE NAME: Tomdu		SITE LOCATION: Volusia Co	
WELL NO: B75	SAMPLE ID:		DATE: 11/5/a

PURGING DATA

WELL DIAMETER (inches): 2	TUBING DIAMETER (inches): 3/8	WELL SCREEN INTERVAL DEPTH: feet to feet	STATIC DEPTH TO WATER (feet): 9.60	PURGE PUMP TYPE OR BAILER: PP

WELL VOLUME PURGE: 1 WELL VOLUME = (TOTAL WELL DEPTH – STATIC DEPTH TO WATER) X WELL CAPACITY
(only fill out if applicable)
= (20.95 feet – 9.60 feet) X .16 gallons/foot = 1.80 gallons

EQUIPMENT VOLUME PURGE: 1 EQUIPMENT VOL. = PUMP VOLUME + (TUBING CAPACITY X TUBING LENGTH) + FLOW CELL VOLUME
(only fill out if applicable)
= gallons + (gallons/foot X feet) + gallons = gallons

INITIAL PUMP OR TUBING DEPTH IN WELL (feet):	FINAL PUMP OR TUBING DEPTH IN WELL (feet):	PURGING INITIATED AT: 1235	PURGING ENDED AT: 1243	TOTAL VOLUME PURGED (gallons): 4.0

TIME	VOLUME PURGED (gallons)	CUMUL. VOLUME PURGED (gallons)	PURGE RATE (gpm)	DEPTH TO WATER (feet)	pH (standard units)	TEMP. (°C)	COND. (µmhos/cm or µS/cm)	DISSOLVED OXYGEN (circle mg/L or % saturation)	TURBIDITY (NTUs)	COLOR (describe)	ODOR (describe)
1239	2.0	2.0	.5	10.11	6.27	24.1	1025	1.50	9.42	yellow	none
1241	1.0	3.0		10.11	6.31	24.2	1033	1.46	7.89		
1243	1.0	4.0		10.11	6.37	24.3	1041	1.39	5.71		

WELL CAPACITY (Gallons Per Foot): 0.75" = 0.02; 1" = 0.04; 1.25" = 0.06; 2" = 0.16; 3" = 0.37; 4" = 0.65; 5" = 1.02; 6" = 1.47; 12" = 5.88
TUBING INSIDE DIA. CAPACITY (Gal./Ft.): 1/8" = 0.0006; 3/16" = 0.0014; 1/4" = 0.0026; 5/16" = 0.004; 3/8" = 0.006; 1/2" = 0.010; 5/8" = 0.016

SAMPLING DATA

SAMPLED BY (PRINT) / AFFILIATION: Liddell Bird	SAMPLER(S) SIGNATURES:	SAMPLING INITIATED AT: 1244	SAMPLING ENDED AT:
PUMP OR TUBING DEPTH IN WELL (feet):	SAMPLE PUMP FLOW RATE (mL per minute):	TUBING MATERIAL CODE: PL	
FIELD DECONTAMINATION: (Y) N	FIELD-FILTERED: Y (N) Filtration Equipment Type: FILTER SIZE: ____ µm	DUPLICATE: Y (N)	

SAMPLE CONTAINER SPECIFICATION				SAMPLE PRESERVATION			INTENDED ANALYSIS AND/OR METHOD	SAMPLING EQUIPMENT CODE
SAMPLE ID CODE	# CONTAINERS	MATERIAL CODE	VOLUME	PRESERVATIVE USED	TOTAL VOL ADDED IN FIELD (mL)	FINAL pH		

REMARKS:

MATERIAL CODES: AG = Amber Glass; CG = Clear Glass; PE = Polyethylene; PP = Polypropylene; S = Silicone; T = Teflon; O = Other (Specify)

SAMPLING/PURGING EQUIPMENT CODES: APP = After Peristaltic Pump; B = Bailer; BP = Bladder Pump; ESP = Electric Submersible Pump; PP = Peristaltic Pump; RFPP = Reverse Flow Peristaltic Pump; SM = Straw Method (Tubing Gravity Drain); VT = Vacuum Trap; O = Other (Specify)

NOTES: 1. The above do not constitute all of the information required by Chapter 62-160, F.A.C.
2. STABILIZATION CRITERIA FOR RANGE OF VARIATION OF LAST THREE CONSECUTIVE READINGS (SEE FS 2212, SECTION 3)
pH: ± 0.2 units **Temperature:** ± 0.2 °C **Specific Conductance:** ± 5% **Dissolved Oxygen:** all readings ≤ 20% saturation (see Table FS 2200-2); optionally, ± 0.2 mg/L or ± 10% (whichever is greater) **Turbidity:** all readings ≤ 20 NTU; optionally ± 5 NTU or ± 10% (whichever is greater)

DEP-SOP-001/01
FS 2200 Groundwater Sampling
Form FD 9000-24

GROUNDWATER SAMPLING LOG

SITE NAME: Tomoka CF		SITE LOCATION: Volusia	
WELL NO: B2	SAMPLE ID:		DATE: 11/8/04

PURGING DATA

WELL DIAMETER (inches): 2	TUBING DIAMETER (inches): 3/8	WELL SCREEN INTERVAL DEPTH: feet to feet	STATIC DEPTH TO WATER (feet):	PURGE PUMP TYPE OR BAILER: PP

WELL VOLUME PURGE: 1 WELL VOLUME = (TOTAL WELL DEPTH – STATIC DEPTH TO WATER) X WELL CAPACITY
(only fill out if applicable)
= (15.8 feet – 4.91 feet) X .16 gallons/foot = 1.74 gallons

EQUIPMENT VOLUME PURGE: 1 EQUIPMENT VOL. = PUMP VOLUME + (TUBING CAPACITY X TUBING LENGTH) + FLOW CELL VOLUME
(only fill out if applicable)
= gallons + (gallons/foot X feet) + gallons = gallons

INITIAL PUMP OR TUBING DEPTH IN WELL (feet):	FINAL PUMP OR TUBING DEPTH IN WELL (feet):	PURGING INITIATED AT: 1302	PURGING ENDED AT:	TOTAL VOLUME PURGED (gallons):

TIME	VOLUME PURGED (gallons)	CUMUL. VOLUME PURGED (gallons)	PURGE RATE (gpm)	DEPTH TO WATER (feet)	pH (standard units)	TEMP. (°C)	COND. (µmhos/cm or µS/cm)	DISSOLVED OXYGEN (circle mg/L or % saturation)	TURBIDITY (NTUs)	COLOR (describe)	ODOR (describe)
1304	2.0	2.0	.5	5.22	7.14	25.4	2541	1.54	9.87	no	yes
1306	1.0	3.0		5.22	7.14	25.5	2545	1.50	8.64		
1308	1.0	4.0		5.22	7.14	25.5	2551	1.46	7.21		

WELL CAPACITY (Gallons Per Foot): 0.75" = 0.02; 1" = 0.04; 1.26" = 0.06; 2" = 0.16; 3" = 0.37; 4" = 0.65; 5" = 1.02; 6" = 1.47; 12" = 5.88
TUBING INSIDE DIA. CAPACITY (Gal./Ft.): 1/8" = 0.0006; 3/16" = 0.0014; 1/4" = 0.0026; 5/16" = 0.004; 3/8" = 0.006; 1/2" = 0.010; 5/8" = 0.016

SAMPLING DATA

SAMPLED BY (PRINT) / AFFILIATION: Liddle / Eland	SAMPLER(S) SIGNATURE(S):	SAMPLING INITIATED AT: 1309	SAMPLING ENDED AT:
PUMP OR TUBING DEPTH IN WELL (feet):	SAMPLE PUMP FLOW RATE (mL per minute):	TUBING MATERIAL CODE: PE	
FIELD DECONTAMINATION: (Y) N.	FIELD-FILTERED: Y (N) Filtration Equipment Type:	FILTER SIZE: ____ µm	DUPLICATE: Y (N)

SAMPLE CONTAINER SPECIFICATION				SAMPLE PRESERVATION			INTENDED ANALYSIS AND/OR METHOD	SAMPLING EQUIPMENT CODE
SAMPLE ID CODE	# CONTAINERS	MATERIAL CODE	VOLUME	PRESERVATIVE USED	TOTAL VOL ADDED IN FIELD (mL)	FINAL pH		

REMARKS: well located next to sludge processing plant, lots of dust from piles being picked up by transportation

MATERIAL CODES: AG = Amber Glass; CG = Clear Glass; PE = Polyethylene; PP = Polypropylene; S = Silicone; T = Teflon; O = Other (Specify)

SAMPLING/PURGING EQUIPMENT CODES: APP = After Peristaltic Pump; B = Bailer; BP = Bladder Pump; ESP = Electric Submersible Pump; PP = Peristaltic Pump; RFPP = Reverse Flow Peristaltic Pump; SM = Straw Method (Tubing Gravity Drain); VT = Vacuum Trap; O = Other (Specify)

NOTES: 1. The above do not constitute all of the information required by Chapter 62-160, F.A.C.
2. STABILIZATION CRITERIA FOR RANGE OF VARIATION OF LAST THREE CONSECUTIVE READINGS (SEE FS 2212, SECTION 3)
pH: ± 0.2 units Temperature: ± 0.2 °C Specific Conductance: ± 5% Dissolved Oxygen: all readings ≤ 20% saturation (see Table FS 2200-2); optionally, ± 0.2 mg/L or ± 10% (whichever is greater) Turbidity: all readings ≤ 20 NTU; optionally ± 5 NTU or ± 10% (whichever is greater)

DEP-SOP-001/01
FS 2200 Groundwater Sampling
Form FD 9000-24

GROUNDWATER SAMPLING LOG

SITE NAME: Tonder		SITE LOCATION: Volusia C	
WELL NO: B11	SAMPLE ID:		DATE: 11/5/04

PURGING DATA

WELL DIAMETER (inches): 2	TUBING DIAMETER (inches): 3/8	WELL SCREEN INTERVAL DEPTH: feet to feet	STATIC DEPTH TO WATER (feet): 5.20	PURGE PUMP TYPE OR BAILER: pp

WELL VOLUME PURGE: 1 WELL VOLUME = (TOTAL WELL DEPTH – STATIC DEPTH TO WATER) X WELL CAPACITY
(only fill out if applicable)
= (16.85 feet – 5.20 feet) X .16 gallons/foot = 1.86 gallons

EQUIPMENT VOLUME PURGE: 1 EQUIPMENT VOL. = PUMP VOLUME + (TUBING CAPACITY X TUBING LENGTH) + FLOW CELL VOLUME
(only fill out if applicable)
= gallons + (gallons/foot X feet) + gallons = gallons

INITIAL PUMP OR TUBING DEPTH IN WELL (feet):	FINAL PUMP OR TUBING DEPTH IN WELL (feet):	PURGING INITIATED AT: 1320	PURGING ENDED AT: 1328	TOTAL VOLUME PURGED (gallons): 4.0

TIME	VOLUME PURGED (gallons)	CUMUL. VOLUME PURGED (gallons)	PURGE RATE (gpm)	DEPTH TO WATER (feet)	pH (standard units)	TEMP. (°C)	COND. (µmhos/cm or µS/cm)	DISSOLVED OXYGEN (circle mg/L or % saturation)	TURBIDITY (NTUs)	COLOR (describe)	ODOR (describe)
1324	2.0	2.0	.5	5.99	5.52	24.8	278	1.34	7.11	no	yes
1326	1.0	3.0		5.99	5.47	24.4	278	1.29	4.64		
1328	1.0	4.0		5.99	5.41	24.3	278	1.17	2.41		

WELL CAPACITY (Gallons Per Foot): 0.75" = 0.02; 1" = 0.04; 1.25" = 0.06; 2" = 0.16; 3" = 0.37; 4" = 0.65; 5" = 1.02; 6" = 1.47; 12" = 5.88
TUBING INSIDE DIA. CAPACITY (Gal./Ft.): 1/8" = 0.0006; 3/16" = 0.0014; 1/4" = 0.0026; 5/16" = 0.004; 3/8" = 0.006; 1/2" = 0.010; 5/8" = 0.016

SAMPLING DATA

SAMPLED BY (PRINT) / AFFILIATION: Liddie / Blab	SAMPLER(S) SIGNATURES:	SAMPLING INITIATED AT: 1329	SAMPLING ENDED AT:
PUMP OR TUBING DEPTH IN WELL (feet):	SAMPLE PUMP FLOW RATE (mL per minute):	TUBING MATERIAL CODE: pe	
FIELD DECONTAMINATION: (Y) N	FIELD-FILTERED: Y (N) Filtration Equipment Type:	FILTER SIZE: ____ µm	DUPLICATE: Y (N)

SAMPLE CONTAINER SPECIFICATION				SAMPLE PRESERVATION			INTENDED ANALYSIS AND/OR METHOD	SAMPLING EQUIPMENT CODE
SAMPLE ID CODE	# CONTAINERS	MATERIAL CODE	VOLUME	PRESERVATIVE USED	TOTAL VOL ADDED IN FIELD (mL)	FINAL pH		

REMARKS:

MATERIAL CODES: AG = Amber Glass; CG = Clear Glass; PE = Polyethylene; PP = Polypropylene; S = Silicone; T = Teflon; O = Other (Specify)

SAMPLING/PURGING EQUIPMENT CODES: APP = After Peristaltic Pump; B = Bailer; BP = Bladder Pump; ESP = Electric Submersible Pump; PP = Peristaltic Pump; RFPP = Reverse Flow Peristaltic Pump; SM = Straw Method (Tubing Gravity Drain); VT = Vacuum Trap; O = Other (Specify)

NOTES: 1. The above do not constitute all of the information required by Chapter 62-160, F.A.C.
2. STABILIZATION CRITERIA FOR RANGE OF VARIATION OF LAST THREE CONSECUTIVE READINGS (SEE FS 2212, SECTION 3)
pH: ± 0.2 units **Temperature:** ± 0.2 °C **Specific Conductance:** ± 5% **Dissolved Oxygen:** all readings ≤ 20% saturation (see Table FS 2200-2); optionally, ± 0.2 mg/L or ± 10% (whichever is greater) **Turbidity:** all readings ≤ 20 NTU; optionally ± 5 NTU or ± 10% (whichever is greater)

DEP-SOP-001/01
FS 2200 Groundwater Sampling
Form FD 9000-24

GROUNDWATER SAMPLING LOG

SITE NAME: Tomedan		SITE LOCATION: Ulster	
WELL NO: FA 1B	SAMPLE ID:		DATE: 11/5/04

PURGING DATA

WELL DIAMETER (inches): 4	TUBING DIAMETER (inches): 3/8	WELL SCREEN INTERVAL DEPTH: feet to feet	STATIC DEPTH TO WATER (feet): 11.60	PURGE PUMP TYPE OR BAILER: ESP

WELL VOLUME PURGE: 1 WELL VOLUME = (TOTAL WELL DEPTH – STATIC DEPTH TO WATER) X WELL CAPACITY
(only fill out if applicable)
= (120.0 feet – 11.60 feet) X .05 gallons/foot = 17.3 gallons

EQUIPMENT VOLUME PURGE: 1 EQUIPMENT VOL. = PUMP VOLUME + (TUBING CAPACITY X TUBING LENGTH) + FLOW CELL VOLUME
(only fill out if applicable)
= gallons + (gallons/foot X feet) + gallons = gallons

INITIAL PUMP OR TUBING DEPTH IN WELL (feet):	FINAL PUMP OR TUBING DEPTH IN WELL (feet):	PURGING INITIATED AT: 1345	PURGING ENDED AT: 1703	TOTAL VOLUME PURGED (gallons): 27.0

TIME	VOLUME PURGED (gallons)	CUMUL. VOLUME PURGED (gallons)	PURGE RATE (gpm)	DEPTH TO WATER (feet)	pH (standard units)	TEMP. (°C)	COND. (µmhos/cm or µS/cm)	DISSOLVED OXYGEN (circle mg/L or % saturation)	TURBIDITY (NTUs)	COLOR (describe)	ODOR (describe)
1357	18.0	18.0	1.5	13.11	6.38	22.8	659	1.40	5.96	no	no
1400	4.5	22.5		13.11	6.44	22.9	663	1.32	4.11		
1403	4.5	27.0		13.11	6.54	23.0	665	1.27	3.02		

WELL CAPACITY (Gallons Per Foot): 0.75" = 0.02; 1" = 0.04; 1.25" = 0.06; 2" = 0.16; 3" = 0.37; 4" = 0.65; 6" = 1.02; 6" = 1.47; 12" = 5.88
TUBING INSIDE DIA. CAPACITY (Gal./Ft.): 1/8" = 0.0006; 3/16" = 0.0014; 1/4" = 0.0026; 5/16" = 0.004; 3/8" = 0.006; 1/2" = 0.010; 5/8" = 0.016

SAMPLING DATA

SAMPLED BY (PRINT) / AFFILIATION: Adelle / FCD	SAMPLER(S) SIGNATURES:	SAMPLING INITIATED AT: 1404	SAMPLING ENDED AT:
PUMP OR TUBING DEPTH IN WELL (feet):	SAMPLE PUMP FLOW RATE (mL per minute):	TUBING MATERIAL CODE: pe	
FIELD DECONTAMINATION: (Y) N	FIELD-FILTERED: Y (N) FILTER SIZE: ____ µm Filtration Equipment Type:		DUPLICATE: Y (N)

SAMPLE CONTAINER SPECIFICATION				SAMPLE PRESERVATION				
SAMPLE ID CODE	# CONTAINERS	MATERIAL CODE	VOLUME	PRESERVATIVE USED	TOTAL VOL ADDED IN FIELD (mL)	FINAL pH	INTENDED ANALYSIS AND/OR METHOD	SAMPLING EQUIPMENT CODE

REMARKS:

MATERIAL CODES: AG = Amber Glass; CG = Clear Glass; PE = Polyethylene; PP = Polypropylene; S = Silicone; T = Teflon; O = Other (Specify)

SAMPLING/PURGING EQUIPMENT CODES: APP = After Peristaltic Pump; B = Bailer; BP = Bladder Pump; ESP = Electric Submersible Pump; PP = Peristaltic Pump; RFPP = Reverse Flow Peristaltic Pump; SM = Straw Method (Tubing Gravity Drain); VT = Vacuum Trap; O = Other (Specify)

NOTES: 1. The above do not constitute all of the information required by Chapter 62-160, F.A.C.
2. STABILIZATION CRITERIA FOR RANGE OF VARIATION OF LAST THREE CONSECUTIVE READINGS (SEE FS 2212, SECTION 3)
pH: ± 0.2 units Temperature: ± 0.2 °C Specific Conductance: ± 5% Dissolved Oxygen: all readings ≤ 20% saturation (see Table FS 2200-2); optionally, ± 0.2 mg/L or ± 10% (whichever is greater) Turbidity: all readings ≤ 20 NTU; optionally ± 5 NTU or ± 10% (whichever is greater)

DEP-SOP-001/01
FS 2200 Groundwater Sampling
Form FD 9000-24

SW's

GROUNDWATER SAMPLING LOG

SITE NAME: Tomoka LF	SITE LOCATION: Volusia Co.	
WELL NO: EQ	SAMPLE ID:	DATE: 11/8/04

PURGING DATA

WELL DIAMETER (inches):	TUBING DIAMETER (inches):	WELL SCREEN INTERVAL DEPTH: feet to - feet	STATIC DEPTH TO WATER (feet):	PURGE PUMP TYPE OR BAILER:

WELL VOLUME PURGE: 1 WELL VOLUME = (TOTAL WELL DEPTH – STATIC DEPTH TO WATER) X WELL CAPACITY
(only fill out if applicable)
= (feet – feet) X gallons/foot = gallons

EQUIPMENT VOLUME PURGE: 1 EQUIPMENT VOL. = PUMP VOLUME + (TUBING CAPACITY X TUBING LENGTH) + FLOW CELL VOLUME
(only fill out if applicable)
= gallons + (gallons/foot X feet) + gallons = gallons

INITIAL PUMP OR TUBING DEPTH IN WELL (feet):	FINAL PUMP OR TUBING DEPTH IN WELL (feet):	PURGING INITIATED AT:	PURGING ENDED AT:	TOTAL VOLUME PURGED (gallons):

TIME	VOLUME PURGED (gallons)	CUMUL. VOLUME PURGED (gallons)	PURGE RATE (gpm)	DEPTH TO WATER (feet)	pH (standard units)	TEMP. (°C)	COND. (µmhos/cm or µS/cm)	DISSOLVED OXYGEN (circle mg/L or % saturation)	TURBIDITY (NTUs)	COLOR (describe)	ODOR (describe)
11:30											

WELL CAPACITY (Gallons Per Foot): 0.75" = 0.02; 1" = 0.04; 1.25" = 0.06; 2" = 0.16; 3" = 0.37; 4" = 0.65; 5" = 1.02; 6" = 1.47; 12" = 5.88
TUBING INSIDE DIA. CAPACITY (Gal./Ft.): 1/8" = 0.0006; 3/16" = 0.0014; 1/4" = 0.0026; 5/16" = 0.004; 3/8" = 0.006; 1/2" = 0.010; 5/8" = 0.016

SAMPLING DATA

SAMPLED BY (PRINT) / AFFILIATION: Stacey Smith / ELAB	SAMPLER(S) SIGNATURES: Stacey Smith	SAMPLING INITIATED AT:	SAMPLING ENDED AT:
PUMP OR TUBING DEPTH IN WELL (feet):	SAMPLE PUMP FLOW RATE (mL per minute):	TUBING MATERIAL CODE:	
FIELD DECONTAMINATION: Y N	FIELD-FILTERED: Y N Filtration Equipment Type:	FILTER SIZE: ____ µm	DUPLICATE: Y N

SAMPLE CONTAINER SPECIFICATION				SAMPLE PRESERVATION			INTENDED ANALYSIS AND/OR METHOD	SAMPLING EQUIPMENT CODE
SAMPLE ID CODE	# CONTAINERS	MATERIAL CODE	VOLUME	PRESERVATIVE USED	TOTAL VOL ADDED IN FIELD (mL)	FINAL pH		

REMARKS:

MATERIAL CODES: AG = Amber Glass; CG = Clear Glass; PE = Polyethylene; PP = Polypropylene; S = Silicone; T = Teflon; O = Other (Specify)

SAMPLING/PURGING EQUIPMENT CODES: APP = After Peristaltic Pump; B = Bailer; BP = Bladder Pump; ESP = Electric Submersible Pump; PP = Peristaltic Pump; RFPP = Reverse Flow Peristaltic Pump; SM = Straw Method (Tubing Gravity Drain); VT = Vacuum Trap; O = Other (Specify)

NOTES: 1. The above do not constitute all of the information required by Chapter 62-160, F.A.C.

2. STABILIZATION CRITERIA FOR RANGE OF VARIATION OF LAST THREE CONSECUTIVE READINGS (SEE FS 2212, SECTION 3)

pH: ± 0.2 units **Temperature:** ± 0.2 °C **Specific Conductance:** ± 5% **Dissolved Oxygen:** all readings ≤ 20% saturation (see Table FS 2200-2); optionally, ± 0.2 mg/L or ± 10% (whichever is greater) **Turbidity:** all readings ≤ 20 NTU; optionally ± 5 NTU or ± 10% (whichever is greater)

DEP-SOP-001/01
FS 2200 Groundwater Sampling
Form FD 9000-24

GROUNDWATER SAMPLING LOG

SITE NAME: Tomoka LF	SITE LOCATION: Volusia Co.
WELL NO: SW-2 / DUP	SAMPLE ID:
DATE: 11-8-04	

PURGING DATA

WELL DIAMETER (inches):	TUBING DIAMETER (inches):	WELL SCREEN INTERVAL DEPTH: feet to feet	STATIC DEPTH TO WATER (feet):	PURGE PUMP TYPE OR BAILER: Dipper

WELL VOLUME PURGE: 1 WELL VOLUME = (TOTAL WELL DEPTH – STATIC DEPTH TO WATER) X WELL CAPACITY
(only fill out if applicable)
= (feet – feet) X gallons/foot = gallons

EQUIPMENT VOLUME PURGE: 1 EQUIPMENT VOL. = PUMP VOLUME + (TUBING CAPACITY X TUBING LENGTH) + FLOW CELL VOLUME
(only fill out if applicable)
= gallons + (gallons/foot X feet) + gallons = gallons

INITIAL PUMP OR TUBING DEPTH IN WELL (feet):	FINAL PUMP OR TUBING DEPTH IN WELL (feet):	PURGING INITIATED AT:	PURGING ENDED AT:	TOTAL VOLUME PURGED (gallons):

TIME	VOLUME PURGED (gallons)	CUMUL. VOLUME PURGED (gallons)	PURGE RATE (gpm)	DEPTH TO WATER (feet)	pH (standard units)	TEMP. (°C)	COND. (µmhos/cm or µS/cm)	DISSOLVED OXYGEN (circle mg/L or % saturation)	TURBIDITY (NTUs)	COLOR (describe)	ODOR (describe)
11:45					6.70	22.9	3210	9.3		yellowy	none

WELL CAPACITY (Gallons Per Foot): 0.75" = 0.02; 1" = 0.04; 1.25" = 0.06; 2" = 0.16; 3" = 0.37; 4" = 0.65; 5" = 1.02; 6" = 1.47; 12" = 5.88
TUBING INSIDE DIA. CAPACITY (Gal./Ft.): 1/8" = 0.0006; 3/16" = 0.0014; 1/4" = 0.0026; 5/16" = 0.004; 3/8" = 0.006; 1/2" = 0.010; 5/8" = 0.016

SAMPLING DATA

SAMPLED BY (PRINT) / AFFILIATION: Stacey Smith / ELAB	SAMPLER(S) SIGNATURES: Stacey Smith	SAMPLING INITIATED AT:	SAMPLING ENDED AT:
PUMP OR TUBING DEPTH IN WELL (feet):	SAMPLE PUMP FLOW RATE (mL per minute):	TUBING MATERIAL CODE:	
FIELD DECONTAMINATION: (Y) N	FIELD-FILTERED: Y (N) FILTER SIZE: ____ µm Filtration Equipment Type:	DUPLICATE: (Y) N	

SAMPLE CONTAINER SPECIFICATION				SAMPLE PRESERVATION			INTENDED ANALYSIS AND/OR METHOD	SAMPLING EQUIPMENT CODE
SAMPLE ID CODE	# CONTAINERS	MATERIAL CODE	VOLUME	PRESERVATIVE USED	TOTAL VOL ADDED IN FIELD (mL)	FINAL pH		

REMARKS: Turbidity will be done in lab. D.O. probe is old, reading could be off (and reading very high)

MATERIAL CODES: AG = Amber Glass; CG = Clear Glass; PE = Polyethylene; PP = Polypropylene; S = Silicone; T = Teflon; O = Other (Specify)

SAMPLING/PURGING EQUIPMENT CODES: APP = After Peristaltic Pump; B = Bailer; BP = Bladder Pump; ESP = Electric Submersible Pump; PP = Peristaltic Pump; RFPP = Reverse Flow Peristaltic Pump; SM = Straw Method (Tubing Gravity Drain); VT = Vacuum Trap; O = Other (Specify)

NOTES: 1. The above do not constitute all of the information required by Chapter 62-160, F.A.C.
2. STABILIZATION CRITERIA FOR RANGE OF VARIATION OF LAST THREE CONSECUTIVE READINGS (SEE FS 2212, SECTION 3)
pH: ± 0.2 units Temperature: ± 0.2 °C Specific Conductance: ± 5% Dissolved Oxygen: all readings ≤ 20% saturation (see Table FS 2200-2); optionally, ± 0.2 mg/L or ± 10% (whichever is greater) Turbidity: all readings ≤ 20 NTU; optionally ± 5 NTU or ± 10% (whichever is greater)

DEP-SOP-001/01
FS 2200 Groundwater Sampling
Form FD 9000-24

GROUNDWATER SAMPLING LOG

SITE NAME: Tomoka LF	SITE LOCATION: Volusia Co.
WELL NO: SW-4	SAMPLE ID:
DATE: 11-8-04	

PURGING DATA

WELL DIAMETER (inches):	TUBING DIAMETER (inches):	WELL SCREEN INTERVAL DEPTH: feet to feet	STATIC DEPTH TO WATER (feet):	PURGE PUMP TYPE OR BAILER: Dipper

WELL VOLUME PURGE: 1 WELL VOLUME = (TOTAL WELL DEPTH – STATIC DEPTH TO WATER) X WELL CAPACITY
(only fill out if applicable)
= (feet – feet) X gallons/foot = gallons

EQUIPMENT VOLUME PURGE: 1 EQUIPMENT VOL. = PUMP VOLUME + (TUBING CAPACITY X TUBING LENGTH) + FLOW CELL VOLUME
(only fill out if applicable)
= gallons + (gallons/foot X feet) + gallons = gallons

INITIAL PUMP OR TUBING DEPTH IN WELL (feet):	FINAL PUMP OR TUBING DEPTH IN WELL (feet):	PURGING INITIATED AT:	PURGING ENDED AT:	TOTAL VOLUME PURGED (gallons):

TIME	VOLUME PURGED (gallons)	CUMUL. VOLUME PURGED (gallons)	PURGE RATE (gpm)	DEPTH TO WATER (feet)	pH (standard units)	TEMP. (°C)	COND. (µmhos/cm or µS/cm)	DISSOLVED OXYGEN (circle mg/L or % saturation)	TURBIDITY (NTUs)	COLOR (describe)	ODOR (describe)
12:45					7.12	20.9	286	10.26	~~tr yellow~~	1. yellow	None

WELL CAPACITY (Gallons Per Foot): 0.75" = 0.02; 1" = 0.04; 1.25" = 0.06; 2" = 0.16; 3" = 0.37; 4" = 0.65; 5" = 1.02; 6" = 1.47; 12" = 5.88
TUBING INSIDE DIA. CAPACITY (Gal./Ft.): 1/8" = 0.0006; 3/16" = 0.0014; 1/4" = 0.0026; 5/16" = 0.004; 3/8" = 0.006; 1/2" = 0.010; 5/8" = 0.016

SAMPLING DATA

SAMPLED BY (PRINT) / AFFILIATION: Stacey Smith / EMC	SAMPLER(S) SIGNATURES: Stacey Smith	SAMPLING INITIATED AT:	SAMPLING ENDED AT:
PUMP OR TUBING DEPTH IN WELL (feet):	SAMPLE PUMP FLOW RATE (mL per minute):	TUBING MATERIAL CODE:	
FIELD DECONTAMINATION: Y N	FIELD-FILTERED: Y N FILTER SIZE: µm Filtration Equipment Type:	DUPLICATE: Y N	

SAMPLE CONTAINER SPECIFICATION				SAMPLE PRESERVATION			INTENDED ANALYSIS AND/OR METHOD	SAMPLING EQUIPMENT CODE
SAMPLE ID CODE	# CONTAINERS	MATERIAL CODE	VOLUME	PRESERVATIVE USED	TOTAL VOL ADDED IN FIELD (mL)	FINAL pH		

REMARKS: Turbidity will be done in lab. D.O. meter is old and reading high.

MATERIAL CODES: AG = Amber Glass; CG = Clear Glass; PE = Polyethylene; PP = Polypropylene; S = Silicone; T = Teflon; O = Other (Specify)

SAMPLING/PURGING EQUIPMENT CODES: APP = After Peristaltic Pump; B = Bailer; BP = Bladder Pump; ESP = Electric Submersible Pump; PP = Peristaltic Pump; RFPP = Reverse Flow Peristaltic Pump; SM = Straw Method (Tubing Gravity Drain); VT = Vacuum Trap; O = Other (Specify)

NOTES: 1. The above do not constitute all of the information required by Chapter 62-160, F.A.C.
2. STABILIZATION CRITERIA FOR RANGE OF VARIATION OF LAST THREE CONSECUTIVE READINGS (SEE FS 2212, SECTION 3)
pH: ± 0.2 units Temperature: ± 0.2 °C Specific Conductance: ± 5% Dissolved Oxygen: all readings ≤ 20% saturation (see Table FS 2200-2); optionally, ± 0.2 mg/L or ± 10% (whichever is greater) Turbidity: all readings ≤ 20 NTU; optionally ± 5 NTU or ± 10% (whichever is greater)

DEP-SOP-001/01
FS 2200 Groundwater Sampling
Form FD 9000-24

GROUNDWATER SAMPLING LOG

SITE NAME: Tomoka LF		SITE LOCATION: Volusia Co.	
WELL NO: SW-5	SAMPLE ID:		DATE: 11-8-04

PURGING DATA

WELL DIAMETER (inches):	TUBING DIAMETER (inches):	WELL SCREEN INTERVAL DEPTH: feet to feet	STATIC DEPTH TO WATER (feet):	PURGE PUMP TYPE OR BAILER: Dipper

WELL VOLUME PURGE: 1 WELL VOLUME = (TOTAL WELL DEPTH – STATIC DEPTH TO WATER) X WELL CAPACITY
(only fill out if applicable)
= (feet – feet) X gallons/foot = gallons

EQUIPMENT VOLUME PURGE: 1 EQUIPMENT VOL. = PUMP VOLUME + (TUBING CAPACITY X TUBING LENGTH) + FLOW CELL VOLUME
(only fill out if applicable)
= gallons + (gallons/foot X feet) + gallons = gallons

INITIAL PUMP OR TUBING DEPTH IN WELL (feet):	FINAL PUMP OR TUBING DEPTH IN WELL (feet):	PURGING INITIATED AT:	PURGING ENDED AT:	TOTAL VOLUME PURGED (gallons):

TIME	VOLUME PURGED (gallons)	CUMUL. VOLUME PURGED (gallons)	PURGE RATE (gpm)	DEPTH TO WATER (feet)	pH (standard units)	TEMP. (°C)	COND. (µmhos/cm or µS/cm)	DISSOLVED OXYGEN (circle mg/L or % saturation)	TURBIDITY (NTUs)	COLOR (describe)	ODOR (describe)
13:15					7.49	23.4	504	9.42		none	none

WELL CAPACITY (Gallons Per Foot): 0.75" = 0.02; 1" = 0.04; 1.25" = 0.06; 2" = 0.16; 3" = 0.37; 4" = 0.65; 5" = 1.02; 6" = 1.47; 12" = 5.88
TUBING INSIDE DIA. CAPACITY (Gal./Ft.): 1/8" = 0.0006; 3/16" = 0.0014; 1/4" = 0.0026; 5/16" = 0.004; 3/8" = 0.006; 1/2" = 0.010; 5/8" = 0.016

SAMPLING DATA

SAMPLED BY (PRINT) / AFFILIATION:	SAMPLER(S) SIGNATURES:	SAMPLING INITIATED AT:	SAMPLING ENDED AT:
Stacey Smith / ELAB	Stacey Smith		
PUMP OR TUBING DEPTH IN WELL (feet):	SAMPLE PUMP FLOW RATE (mL per minute):	TUBING MATERIAL CODE:	
FIELD DECONTAMINATION: (Y) N	FIELD-FILTERED: Y (N) FILTER SIZE: ____ µm Filtration Equipment Type:	DUPLICATE: Y (N)	

SAMPLE CONTAINER SPECIFICATION				SAMPLE PRESERVATION			INTENDED ANALYSIS AND/OR METHOD	SAMPLING EQUIPMENT CODE
SAMPLE ID CODE	# CONTAINERS	MATERIAL CODE	VOLUME	PRESERVATIVE USED	TOTAL VOL ADDED IN FIELD (mL)	FINAL pH		

REMARKS: Turbidity will be done in lab. D.O. probe is old and reading high.

MATERIAL CODES: AG = Amber Glass; CG = Clear Glass; PE = Polyethylene; PP = Polypropylene; S = Silicone; T = Teflon; O = Other (Specify)

SAMPLING/PURGING EQUIPMENT CODES: APP = After Peristaltic Pump; B = Bailer; BP = Bladder Pump; ESP = Electric Submersible Pump; PP = Peristaltic Pump; RFPP = Reverse Flow Peristaltic Pump; SM = Straw Method (Tubing Gravity Drain); VT = Vacuum Trap; O = Other (Specify)

NOTES: 1. The above do not constitute all of the information required by Chapter 62-160, F.A.C.
2. STABILIZATION CRITERIA FOR RANGE OF VARIATION OF LAST THREE CONSECUTIVE READINGS (SEE FS 2212, SECTION 3)
pH: ± 0.2 units Temperature: ± 0.2 °C Specific Conductance: ± 5% Dissolved Oxygen: all readings ≤ 20% saturation (see Table FS 2200-2); optionally, ± 0.2 mg/L or ± 10% (whichever is greater) Turbidity: all readings ≤ 20 NTU; optionally ± 5 NTU or ± 10% (whichever is greater)

DEP-SOP-001/01
FS 2200 Groundwater Sampling
Form FD 9000-24

GROUNDWATER SAMPLING LOG

SITE NAME: Tomoka LF	SITE LOCATION: Volusia Co.
WELL NO: SW-3	SAMPLE ID: / DATE: 11/8/04

PURGING DATA

WELL DIAMETER (inches):	TUBING DIAMETER (inches):	WELL SCREEN INTERVAL DEPTH: feet to feet	STATIC DEPTH TO WATER (feet):	PURGE PUMP TYPE OR BAILER: dipper

WELL VOLUME PURGE: 1 WELL VOLUME = (TOTAL WELL DEPTH – STATIC DEPTH TO WATER) X WELL CAPACITY
(only fill out if applicable)
= (feet – feet) X gallons/foot = gallons

EQUIPMENT VOLUME PURGE: 1 EQUIPMENT VOL. = PUMP VOLUME + (TUBING CAPACITY X TUBING LENGTH) + FLOW CELL VOLUME
(only fill out if applicable)
= gallons + (gallons/foot X feet) + gallons = gallons

INITIAL PUMP OR TUBING DEPTH IN WELL (feet):	FINAL PUMP OR TUBING DEPTH IN WELL (feet):	PURGING INITIATED AT:	PURGING ENDED AT:	TOTAL VOLUME PURGED (gallons):

TIME	VOLUME PURGED (gallons)	CUMUL. VOLUME PURGED (gallons)	PURGE RATE (gpm)	DEPTH TO WATER (feet)	pH (standard units)	TEMP. (°C)	COND. (µmhos/cm or µS/cm)	DISSOLVED OXYGEN (circle mg/L or % saturation)	TURBIDITY (NTUs)	COLOR (describe)	ODOR (describe)
13:55					7.25	21.4	342	10.47		dirty (brown)	none

WELL CAPACITY (Gallons Per Foot): 0.75" = 0.02; 1" = 0.04; 1.25" = 0.06; 2" = 0.16; 3" = 0.37; 4" = 0.65; 5" = 1.02; 6" = 1.47; 12" = 5.88
TUBING INSIDE DIA. CAPACITY (Gal./FL): 1/8" = 0.0006; 3/16" = 0.0014; 1/4" = 0.0026; 5/16" = 0.004; 3/8" = 0.006; 1/2" = 0.010; 5/8" = 0.016

SAMPLING DATA

SAMPLED BY (PRINT) / AFFILIATION: Stacey Smith / EL MB	SAMPLER(S) SIGNATURES: Stacey Smith	SAMPLING INITIATED AT:	SAMPLING ENDED AT:
PUMP OR TUBING DEPTH IN WELL (feet):	SAMPLE PUMP FLOW RATE (mL per minute):	TUBING MATERIAL CODE:	
FIELD DECONTAMINATION: (Y) N	FIELD-FILTERED: Y (N) FILTER SIZE: ____ µm Filtration Equipment Type:	DUPLICATE: Y (N)	

SAMPLE CONTAINER SPECIFICATION				SAMPLE PRESERVATION			INTENDED ANALYSIS AND/OR METHOD	SAMPLING EQUIPMENT CODE
SAMPLE ID CODE	# CONTAINERS	MATERIAL CODE	VOLUME	PRESERVATIVE USED	TOTAL VOL ADDED IN FIELD (mL)	FINAL pH		

REMARKS: Turbidity will be done in lab. D.O. probe is old and reading high.

MATERIAL CODES: AG = Amber Glass; CG = Clear Glass; PE = Polyethylene; PP = Polypropylene; S = Silicone; T = Teflon; O = Other (Specify)

SAMPLING/PURGING EQUIPMENT CODES: APP = After Peristaltic Pump; B = Bailer; BP = Bladder Pump; ESP = Electric Submersible Pump; PP = Peristaltic Pump; RFPP = Reverse Flow Peristaltic Pump; SM = Straw Method (Tubing Gravity Drain); VT = Vacuum Trap; O = Other (Specify)

NOTES: 1. The above do not constitute all of the information required by Chapter 62-160, F.A.C.
2. STABILIZATION CRITERIA FOR RANGE OF VARIATION OF LAST THREE CONSECUTIVE READINGS (SEE FS 2212, SECTION 3)
pH: ± 0.2 units Temperature: ± 0.2 °C Specific Conductance: ± 5% Dissolved Oxygen: all readings ≤ 20% saturation (see Table FS 2200-2); optionally, ± 0.2 mg/L or ± 10% (whichever is greater) Turbidity: all readings ≤ 20 NTU; optionally ± 5 NTU or ± 10% (whichever is greater)

DEP-SOP-001/01
FS 2200 Groundwater Sampling
Form FD 9000-24

GROUNDWATER SAMPLING LOG

SITE NAME: Tomoka LF		SITE LOCATION: Volusia LF	
WELL NO: SW-6	SAMPLE ID:		DATE: 11-8-04

PURGING DATA

WELL DIAMETER (inches):	TUBING DIAMETER (inches):	WELL SCREEN INTERVAL DEPTH: feet to feet	STATIC DEPTH TO WATER (feet):	PURGE PUMP TYPE OR BAILER: dipper

WELL VOLUME PURGE: 1 WELL VOLUME = (TOTAL WELL DEPTH – STATIC DEPTH TO WATER) X WELL CAPACITY
only fill out if applicable)
= (feet – feet) X gallons/foot = gallons

EQUIPMENT VOLUME PURGE: 1 EQUIPMENT VOL. = PUMP VOLUME + (TUBING CAPACITY X TUBING LENGTH) + FLOW CELL VOLUME
(only fill out if applicable)
= gallons + (gallons/foot X feet) + gallons = gallons

INITIAL PUMP OR TUBING DEPTH IN WELL (feet):	FINAL PUMP OR TUBING DEPTH IN WELL (feet):	PURGING INITIATED AT:	PURGING ENDED AT:	TOTAL VOLUME PURGED (gallons):

TIME	VOLUME PURGED (gallons)	CUMUL. VOLUME PURGED (gallons)	PURGE RATE (gpm)	DEPTH TO WATER (feet)	pH (standard units)	TEMP. (°C)	COND. (µmhos/cm or µS/cm)	DISSOLVED OXYGEN (circle mg/L or % saturation)	TURBIDITY (NTUs)	COLOR (describe)	ODOR (describe)
1425					7.62	24.3	508	9.20		brown	yes-sulfur

WELL CAPACITY (Gallons Per Foot): 0.75" = 0.02; 1" = 0.04; 1.25" = 0.06; 2" = 0.16; 3" = 0.37; 4" = 0.65; 5" = 1.02; 6" = 1.47; 12" = 5.88
TUBING INSIDE DIA. CAPACITY (Gal./Ft.): 1/8" = 0.0006; 3/16" = 0.0014; 1/4" = 0.0026; 5/16" = 0.004; 3/8" = 0.006; 1/2" = 0.010; 5/8" = 0.016

SAMPLING DATA

SAMPLED BY (PRINT) / AFFILIATION: Stacey Smith IELAB	SAMPLER(S) SIGNATURES: Stacey Smith	SAMPLING INITIATED AT:	SAMPLING ENDED AT:
PUMP OR TUBING DEPTH IN WELL (feet):	SAMPLE PUMP FLOW RATE (mL per minute):	TUBING MATERIAL CODE:	
FIELD DECONTAMINATION: Y N	FIELD-FILTERED: Y N Filtration Equipment Type: FILTER SIZE: ____ µm	DUPLICATE: Y N	

SAMPLE CONTAINER SPECIFICATION				SAMPLE PRESERVATION			INTENDED ANALYSIS AND/OR METHOD	SAMPLING EQUIPMENT CODE
SAMPLE ID CODE	# CONTAINERS	MATERIAL CODE	VOLUME	PRESERVATIVE USED	TOTAL VOL ADDED IN FIELD (mL)	FINAL pH		

REMARKS: Turbidity will be done in lab. D.O. probe is old and reading high.

MATERIAL CODES: AG = Amber Glass; CG = Clear Glass; PE = Polyethylene; PP = Polypropylene; S = Silicone; T = Teflon; O = Other (Specify)

SAMPLING/PURGING EQUIPMENT CODES: APP = After Peristaltic Pump; B = Bailer; BP = Bladder Pump; ESP = Electric Submersible Pump; PP = Peristaltic Pump; RFPP = Reverse Flow Peristaltic Pump; SM = Straw Method (Tubing Gravity Drain); VT = Vacuum Trap; O = Other (Specify)

NOTES: 1. The above do not constitute all of the information required by Chapter 62-160, F.A.C.
2. STABILIZATION CRITERIA FOR RANGE OF VARIATION OF LAST THREE CONSECUTIVE READINGS (SEE FS 2212, SECTION 3)
pH: ± 0.2 units Temperature: ± 0.2 °C Specific Conductance: ± 5% Dissolved Oxygen: all readings ≤ 20% saturation (see Table FS 2200-2); optionally, ± 0.2 mg/L or ± 10% (whichever is greater) Turbidity: all readings ≤ 20 NTU; optionally ± 5 NTU or ± 10% (whichever is greater)

DEP-SOP-001/01
FS 2200 Groundwater Sampling
Form FD 9000-24

GROUNDWATER SAMPLING LOG

SITE NAME: Tomoka LF	SITE LOCATION: Volusia Co.
WELL NO: SW-1	SAMPLE ID:
DATE: 11-8-04	

PURGING DATA

WELL DIAMETER (inches):	TUBING DIAMETER (inches):	WELL SCREEN INTERVAL DEPTH: feet to feet	STATIC DEPTH TO WATER (feet):	PURGE PUMP TYPE OR BAILER: Dipper

WELL VOLUME PURGE: 1 WELL VOLUME = (TOTAL WELL DEPTH – STATIC DEPTH TO WATER) X WELL CAPACITY
only fill out if applicable)
= (feet – feet) X gallons/foot = gallons

EQUIPMENT VOLUME PURGE: 1 EQUIPMENT VOL. = PUMP VOLUME + (TUBING CAPACITY X TUBING LENGTH) + FLOW CELL VOLUME
(only fill out if applicable)
= gallons + (gallons/foot X feet) + gallons = gallons

INITIAL PUMP OR TUBING DEPTH IN WELL (feet):	FINAL PUMP OR TUBING DEPTH IN WELL (feet):	PURGING INITIATED AT:	PURGING ENDED AT:	TOTAL VOLUME PURGED (gallons):

TIME	VOLUME PURGED (gallons)	CUMUL. VOLUME PURGED (gallons)	PURGE RATE (gpm)	DEPTH TO WATER (feet)	pH (standard units)	TEMP. (°C)	COND. (µmhos/cm or µS/cm)	DISSOLVED OXYGEN (circle mg/L or % saturation)	TURBIDITY (NTUs)	COLOR (describe)	ODOR (describe)
15:15					7.82	25.2	110	9.06		None	none

WELL CAPACITY (Gallons Per Foot): 0.75" = 0.02; 1" = 0.04; 1.25" = 0.06; 2" = 0.16; 3" = 0.37; 4" = 0.65; 5" = 1.02; 6" = 1.47; 12" = 5.88
TUBING INSIDE DIA. CAPACITY (Gal./Ft.): 1/8" = 0.0006; 3/16" = 0.0014; 1/4" = 0.0026; 5/16" = 0.004; 3/8" = 0.006; 1/2" = 0.010; 5/8" = 0.016

SAMPLING DATA

SAMPLED BY (PRINT) / AFFILIATION: Stacey Smith / ELAB	SAMPLER(S) SIGNATURES: Stacey Smith	SAMPLING INITIATED AT:	SAMPLING ENDED AT:
PUMP OR TUBING DEPTH IN WELL (feet):	SAMPLE PUMP FLOW RATE (mL per minute):	TUBING MATERIAL CODE:	
FIELD DECONTAMINATION: (Y) N	FIELD-FILTERED: Y (N) FILTER SIZE: ____ µm Filtration Equipment Type:	DUPLICATE: Y (N)	

SAMPLE CONTAINER SPECIFICATION				SAMPLE PRESERVATION			INTENDED ANALYSIS AND/OR METHOD	SAMPLING EQUIPMENT CODE
SAMPLE ID CODE	# CONTAINERS	MATERIAL CODE	VOLUME	PRESERVATIVE USED	TOTAL VOL ADDED IN FIELD (mL)	FINAL pH		

REMARKS: Turbidity will be done in lab. D.O. meter is old and reading high.

MATERIAL CODES: AG = Amber Glass; CG = Clear Glass; PE = Polyethylene; PP = Polypropylene; S = Silicone; T = Teflon; O = Other (Specify)

SAMPLING/PURGING EQUIPMENT CODES: APP = After Peristaltic Pump; B = Bailer; BP = Bladder Pump; ESP = Electric Submersible Pump; PP = Peristaltic Pump; RFPP = Reverse Flow Peristaltic Pump; SM = Straw Method (Tubing Gravity Drain); VT = Vacuum Trap; O = Other (Specify)

NOTES: 1. The above do not constitute all of the information required by Chapter 62-160, F.A.C.
2. STABILIZATION CRITERIA FOR RANGE OF VARIATION OF LAST THREE CONSECUTIVE READINGS (SEE FS 2212, SECTION 3)
pH: ± 0.2 units Temperature: ± 0.2 °C Specific Conductance: ± 5% Dissolved Oxygen: all readings ≤ 20% saturation (see Table FS 2200-2); optionally, ± 0.2 mg/L or ± 10% (whichever is greater) Turbidity: all readings ≤ 20 NTU; optionally ± 5 NTU or ± 10% (whichever is greater)

DEP-SOP-001/01
FS 2200 Groundwater Sampling
Form FD 9000-24

GROUNDWATER SAMPLING LOG

SITE NAME: Tomoka LF		SITE LOCATION: Volusia Co.	
WELL NO: Leachate	SAMPLE ID:		DATE: 11-8-04

PURGING DATA

WELL DIAMETER (inches):	TUBING DIAMETER (inches):	WELL SCREEN INTERVAL DEPTH: feet to feet	STATIC DEPTH TO WATER (feet):	PURGE PUMP TYPE OR BAILER: dipper

WELL VOLUME PURGE: 1 WELL VOLUME = (TOTAL WELL DEPTH – STATIC DEPTH TO WATER) X WELL CAPACITY
(only fill out if applicable)
= (feet – feet) X gallons/foot = gallons

EQUIPMENT VOLUME PURGE: 1 EQUIPMENT VOL. = PUMP VOLUME + (TUBING CAPACITY X TUBING LENGTH) + FLOW CELL VOLUME
(only fill out if applicable)
= gallons + (gallons/foot X feet) + gallons = gallons

INITIAL PUMP OR TUBING DEPTH IN WELL (feet):	FINAL PUMP OR TUBING DEPTH IN WELL (feet):	PURGING INITIATED AT:	PURGING ENDED AT:	TOTAL VOLUME PURGED (gallons):

TIME	VOLUME PURGED (gallons)	CUMUL. VOLUME PURGED (gallons)	PURGE RATE (gpm)	DEPTH TO WATER (feet)	pH (standard units)	TEMP. (°C)	COND. (µmhos/cm or µS/cm)	DISSOLVED OXYGEN (circle mg/L or % saturation)	TURBIDITY (NTUs)	COLOR (describe)	ODOR (describe)
1600					7.97	25.3	1165	9.03		darkbrown	none

WELL CAPACITY (Gallons Per Foot): 0.75" = 0.02; 1" = 0.04; 1.25" = 0.06; 2" = 0.16; 3" = 0.37; 4" = 0.65; 5" = 1.02; 6" = 1.47; 12" = 5.88
TUBING INSIDE DIA. CAPACITY (Gal./Ft.): 1/8" = 0.0006; 3/16" = 0.0014; 1/4" = 0.0026; 5/16" = 0.004; 3/8" = 0.006; 1/2" = 0.010; 5/8" = 0.016

SAMPLING DATA

SAMPLED BY (PRINT) / AFFILIATION: Stacey Smith / ELAB	SAMPLER(S) SIGNATURES: Stacey Smith	SAMPLING INITIATED AT:	SAMPLING ENDED AT:
PUMP OR TUBING DEPTH IN WELL (feet):	SAMPLE PUMP FLOW RATE (mL per minute):	TUBING MATERIAL CODE:	
FIELD DECONTAMINATION: Y N	FIELD-FILTERED: Y N FILTER SIZE: ____ µm Filtration Equipment Type:	DUPLICATE: Y N	

SAMPLE CONTAINER SPECIFICATION				SAMPLE PRESERVATION			INTENDED ANALYSIS AND/OR METHOD	SAMPLING EQUIPMENT CODE
SAMPLE ID CODE	# CONTAINERS	MATERIAL CODE	VOLUME	PRESERVATIVE USED	TOTAL VOL ADDED IN FIELD (mL)	FINAL pH		

REMARKS: Turbidity will be run in lab. D.O. probe is old and reading high

MATERIAL CODES: AG = Amber Glass; CG = Clear Glass; PE = Polyethylene; PP = Polypropylene; S = Silicone; T = Teflon; O = Other (Specify)

SAMPLING/PURGING EQUIPMENT CODES: APP = After Peristaltic Pump; B = Bailer; BP = Bladder Pump; ESP = Electric Submersible Pump; PP = Peristaltic Pump; RFPP = Reverse Flow Peristaltic Pump; SM = Straw Method (Tubing Gravity Drain); VT = Vacuum Trap; O = Other (Specify)

NOTES: 1. The above do not constitute all of the information required by Chapter 62-160, F.A.C.
2. STABILIZATION CRITERIA FOR RANGE OF VARIATION OF LAST THREE CONSECUTIVE READINGS (SEE FS 2212, SECTION 3)
pH: ± 0.2 units Temperature: ± 0.2 °C Specific Conductance: ± 5% Dissolved Oxygen: all readings ≤ 20% saturation (see Table FS 2200-2); optionally, ± 0.2 mg/L or ± 10% (whichever is greater) Turbidity: all readings ≤ 20 NTU; optionally ± 5 NTU or ± 10% (whichever is greater)

DEP-SOP-001/01
FS 2200 Groundwater Sampling
Form FD 9000-24

GROUNDWATER SAMPLING LOG

SITE NAME: TOMOKA L.F.	SITE LOCATION:	
WELL NO: B-36	SAMPLE ID:	DATE: 12/17/04

PURGING DATA

WELL DIAMETER (inches): 2	TUBING DIAMETER (inches):	WELL SCREEN INTERVAL DEPTH: feet to feet	STATIC DEPTH TO WATER (feet): 3.94	PURGE PUMP TYPE OR BAILER: PP

WELL VOLUME PURGE: 1 WELL VOLUME = (TOTAL WELL DEPTH – STATIC DEPTH TO WATER) X WELL CAPACITY
(only fill out if applicable)
= (39 feet – 3.94 feet) X .16 gallons/foot = 4.8 gallons

EQUIPMENT VOLUME PURGE: 1 EQUIPMENT VOL. = PUMP VOLUME + (TUBING CAPACITY X TUBING LENGTH) + FLOW CELL VOLUME
(only fill out if applicable)
= gallons + (gallons/foot X feet) + gallons = gallons

INITIAL PUMP OR TUBING DEPTH IN WELL (feet):	FINAL PUMP OR TUBING DEPTH IN WELL (feet):	PURGING INITIATED AT: 1241	PURGING ENDED AT: 311	TOTAL VOLUME PURGED (gallons): 5

TIME	VOLUME PURGED (gallons)	CUMUL. VOLUME PURGED (gallons)	PURGE RATE (gpm)	DEPTH TO WATER (feet)	pH (standard units)	TEMP. (°C)	COND. (µmhos/cm or µS/cm)	DISSOLVED OXYGEN (circle mg/L or % saturation)	TURBIDITY (NTUs)	COLOR (describe)	ODOR (describe)
1301	5	5	.25	4.52	6.78	22.23	664	.45	2.94	N	N
1306	1.25	6.25	.25	4.54	6.78	22.26	664	.49	3.20	N	N
1311	1.25	7.5	.25	4.55	6.78	22.28	665	.46	3.07	N	yes

WELL CAPACITY (Gallons Per Foot): 0.75" = 0.02; 1" = 0.04; 1.25" = 0.06; 2" = 0.16; 3" = 0.37; 4" = 0.65; 5" = 1.02; 6" = 1.47; 12" = 5.88
TUBING INSIDE DIA. CAPACITY (Gal./Ft.): 1/8" = 0.0006; 3/16" = 0.0014; 1/4" = 0.0026; 5/16" = 0.004; 3/8" = 0.006; 1/2" = 0.010; 5/8" = 0.016

SAMPLING DATA

SAMPLED BY (PRINT) / AFFILIATION: Elab / Gilkey	SAMPLER(S) SIGNATURES:	SAMPLING INITIATED AT: 1312	SAMPLING ENDED AT: 1320
PUMP OR TUBING DEPTH IN WELL (feet):	SAMPLE PUMP FLOW RATE (mL per minute):	TUBING MATERIAL CODE:	
FIELD DECONTAMINATION: (Y) N	FIELD-FILTERED: Y (N) Filtration Equipment Type: FILTER SIZE: ____ µm	DUPLICATE: Y (N)	

SAMPLE CONTAINER SPECIFICATION				SAMPLE PRESERVATION			INTENDED ANALYSIS AND/OR METHOD	SAMPLING EQUIPMENT CODE
SAMPLE ID CODE	# CONTAINERS	MATERIAL CODE	VOLUME	PRESERVATIVE USED	TOTAL VOL ADDED IN FIELD (mL)	FINAL pH		

REMARKS:

MATERIAL CODES: AG = Amber Glass; CG = Clear Glass; PE = Polyethylene; PP = Polypropylene; S = Silicone; T = Teflon; O = Other (Specify)

SAMPLING/PURGING EQUIPMENT CODES: APP = After Peristaltic Pump; B = Bailer; BP = Bladder Pump; ESP = Electric Submersible Pump; PP = Peristaltic Pump; RFPP = Reverse Flow Peristaltic Pump; SM = Straw Method (Tubing Gravity Drain); VT = Vacuum Trap; O = Other (Specify)

NOTES: 1. **The above do not constitute all of the information required by Chapter 62-160, F.A.C.**
2. STABILIZATION CRITERIA FOR RANGE OF VARIATION OF LAST THREE CONSECUTIVE READINGS (SEE FS 2212, SECTION 3)
pH: ± 0.2 units **Temperature:** ± 0.2 °C **Specific Conductance:** ± 5% **Dissolved Oxygen:** all readings ≤ 20% saturation (see Table FS 2200-2); optionally, ± 0.2 mg/L or ± 10% (whichever is greater). **Turbidity:** all readings ≤ 20 NTU; optionally ± 5 NTU or ± 10% (whichever is greater)

Elab, Inc.
8 East Tower Circle
Ormond Beach, FL 32174
(904)672-5668 ● FAX (904)673-4001
(INSTRUCTIONS ON BACK OF THIS FORM)

CHAIN OF CUSTODY RECORD

No. E 78270

Page ___ of ___

FOR LAB USE ONLY
Temp. of Contents: 4 °C (or Received on Ice, ROI)
Condition of Contents: ___
Condition of Seals: ___

FOR LAB USE ONLY
Submission No. F0411 0016

1. Client: (Company or Individual) Volusia Co Solid Waste Mgmt
Address:
City State Zip Code
Phone: ( )
Fax: ( )

2. Report to: (if different from above) Susan Gaze
Address:
City State Zip Code
Phone: ( )
Fax: ( )

3. Client Project Name: Tomoka Semi Annual
4. Client Project No.:
5. P.O. No.:
6. Custody Seal No.:
7. Sampled By: D.
8. Shipping Method:

Water Sample Codes (for Item 13)	Container Codes (for Item 16)
DW = Drinking Water	V = VOA vial
GW = Ground Water	G = glass
SW = Surface Water	P = plastic
PW = Processed Water	M = micro bag/cup
WW = Waste Water	O = other

18. Report Type:
- Routine
- Standard QC
- Datapackage

19. Turnaround Time
- Standard
- Rush: / /

Preservative Codes (for Item 15)
- C = Cool Only
- H = Hydrochloric Acid
- M = Monochloroacetic Acid
- N = Nitric Acid
- OH = Sodium Hydroxide
- S = Sulfuric Acid
- T = Sodium Thiosulfate

14. No. of Containers
15. Preservatives: H, C, C, N, S
16. Containers: V, V, P, P, P
17. Analyses Requested: Geo, Gen, Misc Inorganic, Pesticides, Nutrients

Item	9. Sample ID or No.	10. Sample Description	11. Date	11. Time	12. Comp.	12. Grab	13. Water (Codes)	13. Air	13. Soil	13. Sludge	13. Other	14. No. of Containers	Geo	Gen	Misc Inorganic	Pesticides	Nutrients				20 REMARK	LAB SAMPLE NO.
1		EB	11/1/04	950		X	GW						3	2	1	1	1					
2		B40-1		1013																		
3		DUP		1018																		
4		B40-2		1034																		
5		B65		1109																		
6		B1B		1143																		
7		B42-1		1213																		
8		B42-2		1248																		
9		MOSB		1315																		
10		B70-1		1345																		

21. RELINQUISHED BY	DATE	TIME	22. RECEIVED BY	DATE	TIME
1 [signature]	11/1/04	1515	Jennifer Hollis	11/1/4	15:15
2					
3					
4					

FOR LAB USE ONLY
Sampling Fee: ___ Hrs.
Equipment Rental Fee: ___
Profile No.:
Quote No.:

DISTRIBUTION: White with report; Blue, Green, Yellow to labs; Gold to submitter

Revised: 1/99

Elab, Inc.
8 East Tower Circle
Ormond Beach, FL 32174
(904)672-5668 ● FAX (904)673-4001
ELAB, Inc.
(INSTRUCTIONS ON BACK OF THIS FORM)

CHAIN OF CUSTODY RECORD

No. E 78269

Page ___ of ___

FOR LAB USE ONLY
Temp. of Contents: 2.0 °C (or Received on Ice, ROI)
Condition of Contents: ___
Condition of Seals: ___

FOR LAB USE ONLY
Submission No. F041100 16

1. Client: (Company or Individual) Volusia Co Solid Waste Mgmt
Address:
City State Zip Code
Phone: ( )
Fax: ( )

2. Report to: (if different from above) Susan Gaze
Address:
City State Zip Code
Phone: ( )
Fax: ( )

3. Client Project Name: Tomoka CF Semi Annual
4. Client Project No.:
5. P.O. No.:
6. Custody Seal No.:
7. Sampled By: DL
8. Shipping Method:

Water Sample Codes (for Item 13)
DW = Drinking Water
GW = Ground Water
SW = Surface Water
PW = Processed Water
WW = Waste Water

Container Codes (for Item 16)
V = VOA vial
G = glass
P = plastic
M = micro bag/cup
O = other

18. Report Type:
Routine
Standard QC
Datapackage

19. Turnaround Time
Standard
Rush: __/__/__

Preservative Codes (for Item 15)
C = Cool Only
H = Hydrochloric Acid
M = Monochloroacetic Acid
N = Nitric Acid
OH = Sodium Hydroxide
S = Sulfuric Acid
T = Sodium Thiosulfate

Item	9. Sample ID or No.	10. Sample Description	11. Date	11. Time	12. Comp.	12. Grab	13. Water (Codes)	13. Air	13. Soil	13. Sludge	13. Other	14. No. of Containers	15. Preservatives								20 REMARK	LAB USE ONLY LAB SAMPLE NO.
													16. Containers									
													17. Analyses Requested	8260	8011	Misc Inorg	Tot Metals					
													H	C	c	w	g					
													v	v	p	p	p					
1		B 70-2	11/1/04	1418		X	GW						3	2	1	1	1					
2																						
3																						
4																						
5																						
6																						
7																						
8																						
9																						
10																						

21. RELINQUISHED BY	DATE	TIME	22. RECEIVED BY	DATE	TIME
1 [signature]	11/1/04	1515	1 Jennifer Hollis	11/1/04	15:15
2			2		
3			3		
4			4		

FOR LAB USE ONLY
Sampling Fee: ___ Hrs.
Equipment Rental Fee: ___
Profile No.:
Quote No.:

DISTRIBUTION: White with report; Blue, Green, Yellow to labs; Gold to submitter

Revised: 1/99

Elab, Inc.
8 East Tower Circle
Ormond Beach, FL 32174
(904)672-5668 ● FAX (904)673-4001
(INSTRUCTIONS ON BACK OF THIS FORM)

CHAIN OF CUSTODY RECORD

No. E 78302

Page ___ of ___

FOR LAB USE ONLY
Condition of Contents: _____
Temp. of Contents: _____ °C (or Received on Ice, ROI)
Condition of Seals: _____

FOR LAB USE ONLY
Submission No. F04110016

1. Client: (Company or Individual) Volusia Co Solid Waste
Address:
City State Zip Code
Phone: ( )
Fax: ( )

2. Report to: (if different from above) Susan Gaze
Address:
City State Zip Code
Phone: ( )
Fax: ( )

3. Client Project Name: Tomoka LF
4. Client Project No.:
5. P.O. No.:
6. Custody Seal No.:
7. Sampled By: JC
8. Shipping Method:

Water Sample Codes (for Item 13)	Container Codes (for Item 16)
DW = Drinking Water	V = VOA vial
GW = Ground Water	G = glass
SW = Surface Water	P = plastic
PW = Processed Water	M = micro bag/cup
WW = Waste Water	O = other

18. Report Type:
- Routine
- Standard QC
- Datapackage

19. Turnaround Time
- Standard
- Rush: __/__/__

Preservative Codes (for Item 15)
- C = Cool Only
- H = Hydrochloric Acid
- M = Monochloroacetic Acid
- N = Nitric Acid
- OH = Sodium Hydroxide
- S = Sulfuric Acid
- T = Sodium Thiosulfate

Item	9. Sample ID or No.	10. Sample Description	11. Date	11. Time	12. Comp.	12. Grab	13. Water (Codes)	13. Air	13. Soil	13. Sludge	13. Other	14. No. of Containers	17. 8260	17. Soil	17. Misc Inorg	17. TCLP Metal	17. Nitrate				20 REMARK	LAB SAMPLE NO.
													15. Preservatives	H	C	C	N	C				
													16. Containers	V	V	P	P	P				
1		~~EQ~~	11/2/04	1000		X	GW					8	3	2	1	1	1					
2		B39		1019																		
3		DUP		1019																		
4		B38-1		1049																		
5		B38-2		1110																		
6		B64		1140																		
7		B36		1212																		
8		B53		1242																		
9		B34-1		1320																		
10		B34-2		1350																		

21. RELINQUISHED BY	DATE	TIME	22. RECEIVED BY	DATE	TIME
1 [signature]	11/2/04	1545	Karen Bailey	11/2/04	15:45
2					
3					
4					

FOR LAB USE ONLY
Sampling Fee: _____ Hrs.
Equipment Rental Fee: _____
Profile No.:
Quote No.:

DISTRIBUTION: White with report; Blue, Green, Yellow to labs; Gold to submitter

Revised: 1/99

Elab, Inc.
8 East Tower Circle
Ormond Beach, FL 32174
(904)672-5668 ● FAX (904)673-4001
(INSTRUCTIONS ON BACK OF THIS FORM)

CHAIN OF CUSTODY RECORD

No. E 78318

Page ___ of ___

FOR LAB USE ONLY
Temp. of Contents: _____ °C (or Received on Ice, ROI)
Condition of Contents: _____
Condition of Seals: _____

FOR LAB USE ONLY
Submission No. F04110016

1. Client: (Company or Individual) Volusia Co Solid Waste
Address:
City State Zip Code
Phone: ( )
Fax: ( )

2. Report to: (if different from above) Susan Gaze
Address:
City State Zip Code
Phone: ( )
Fax: ( )

3. Client Project Name: Tomoka Semi Annual
4. Client Project No.:
5. P.O. No.:
6. Custody Seal No.:
7. Sampled By: JC
8. Shipping Method:

Water Sample Codes (for Item 13)	Container Codes (for Item 16)
DW = Drinking Water	V = VOA vial
GW = Ground Water	G = glass
SW = Surface Water	P = plastic
PW = Processed Water	M = micro bag/cup
WW = Waste Water	O = other

18. Report Type:
- Routine
- Standard QC
- Datapackage

19. Turnaround Time
- Standard
- Rush: __/__/__

Preservative Codes (for Item 15)
C = Cool Only
H = Hydrochloric Acid
M = Monochloroacetic Acid
N = Nitric Acid
OH = Sodium Hydroxide
S = Sulfuric Acid
T = Sodium Thiosulfate

14. 15. Preservatives: H C C N S
16. Containers: V V P P P

Item	9. Sample ID or No.	10. Sample Description	11. Date	11. Time	12. Comp.	12. Grab	13. Water (Codes)	13. Air	13. Soil	13. Sludge	13. Other	No. of Containers	17. Analyses Requested: 8260	8011	Misc Inorg	TCLP Metals	Nitrate				20 REMARK	LAB SAMPLE NO.
1		EQ	11/3/04	980		X	GW					8	3	2	1	1	1					
2		B41-1		1017																		
3		DUP		1017																		
4		B41-2		1039																		
5		B63-1		1107																		
6		B63-2		1126																		
7		B37-1		1157																		
8		B37-2		1215																		
9		B8-1		1237																		
10		B8-2		1305																		

21. RELINQUISHED BY	DATE	TIME	22. RECEIVED BY	DATE	TIME
1 [signature]	11/3/04	1546	Karen Bailey	11/3/04	15:46
2					
3					
4					

FOR LAB USE ONLY
Sampling Fee: _____ Hrs.
Equipment Rental Fee: _____
Profile No.:
Quote No.:

DISTRIBUTION: White with report; Blue, Green, Yellow to labs; Gold to submitter

Revised: 1/99

Elab, Inc.
8 East Tower Circle
Ormond Beach, FL 32174
(904)672-5668 ● FAX (904)673-4001
(INSTRUCTIONS ON BACK OF THIS FORM)

CHAIN OF CUSTODY RECORD

No. E 78319

Page ___ of ___

FOR LAB USE ONLY
Temp. of Contents: ____ °C (or Received on Ice, ROI)
Condition of Contents: ____
Condition of Seals: ____

FOR LAB USE ONLY
Submission No. F04110016

1. Client: (Company or Individual) Volusia Co Solid Waste
Address:
City State Zip Code
Phone: ( )
Fax: ( )

2. Report to: (if different from above) Susan Gaze
Address:
City State Zip Code
Phone: ( )
Fax: ( )

3. Client Project Name: Tomoka Semi Annual
4. Client Project No.:
5. P.O. No.:
6. Custody Seal No.:
7. Sampled By: JL
8. Shipping Method:

Water Sample Codes (for Item 13)	Container Codes (for Item 16)
DW = Drinking Water	V = VOA vial
GW = Ground Water	G = glass
SW = Surface Water	P = plastic
PW = Processed Water	M = micro bag/cup
WW = Waste Water	O = other

18. Report Type:
- Routine
- Standard QC
- Datapackage

19. Turnaround Time
- Standard
- Rush: __/__/__

Preservative Codes (for Item 15)
C = Cool Only
H = Hydrochloric Acid
M = Monochloroacetic Acid
N = Nitric Acid
OH = Sodium Hydroxide
S = Sulfuric Acid
T = Sodium Thiosulfate

14. No. of Containers
15. Preservatives: H C C N S
16. Containers: V V P P P
17. Analyses Requested: 8260, 8011, Metals, ICP Metals, Nitrate

Item	9. Sample ID or No.	10. Sample Description	11. Date	11. Time	12. Comp.	12. Grab	13. Water (Codes)	13. Air	13. Soil	13. Sludge	13. Other	14. No. of Containers	8260	8011	Metals	ICP Metals	Nitrate				20 REMARK	LAB SAMPLE NO.
1		B68	11/3/04	1335		X	GW					8	3	2	1	1	1					
2		B66		1354																		
3		B62-1		1418																		
4		B62-2		1438																		
5		B61		1459																		
6																						
7																						
8																						
9																						
10																						

21. RELINQUISHED BY	DATE	TIME	22. RECEIVED BY	DATE	TIME
1 [signature]	11/3/04	1540	Karen Bailey	11/3/04	15:56
2					
3					
4					

FOR LAB USE ONLY
Sampling Fee: ____ Hrs.
Equipment Rental Fee: ____
Profile No.:
Quote No.:

DISTRIBUTION: White with report; Blue, Green, Yellow to labs; Gold to submitter

Revised: 1/99

Elab, Inc.
8 East Tower Circle
Ormond Beach, FL 32174
(904)672-5668 ● FAX (904)673-4001
(INSTRUCTIONS ON BACK OF THIS FORM)

CHAIN OF CUSTODY RECORD

No. E 78344

Page ___ of ___

FOR LAB USE ONLY
Temp. of Contents: ___ °C (or Received on Ice, ROI) Condition of Contents: ___ Condition of Seals: ___

FOR LAB USE ONLY
Submission No. F041 1016

1. Client: (Company or Individual) Volusia Co Solid Waste
Address: Phone: ( )
City State Zip Code Fax: ( )

2. Report to: (if different from above) Susan Gaze
Address: Phone: ( )
City State Zip Code Fax: ( )

3. Client Project Name: Tomoka Sem. Annual
4. Client Project No.:
5. P.O. No.:
6. Custody Seal No.:
7. Sampled By: JL
8. Shipping Method:

Water Sample Codes (for Item 13)	Container Codes (for Item 16)
DW = Drinking Water	V = VOA vial
GW = Ground Water	G = glass
SW = Surface Water	P = plastic
PW = Processed Water	M = micro bag/cup
WW = Waste Water	O = other

18. Report Type:
- Routine
- Standard QC
- Datapackage

19. Turnaround Time
- Standard
- Rush: __/__/__

Preservative Codes (for Item 15)
- C = Cool Only
- H = Hydrochloric Acid
- M = Monochloroacetic Acid
- N = Nitric Acid
- OH = Sodium Hydroxide
- S = Sulfuric Acid
- T = Sodium Thiosulfate

Item	9. Sample ID or No.	10. Sample Description	11. Date	11. Time	12. Comp.	12. Grab	13. Water (Codes)	13. Air	13. Soil	13. Sludge	13. Other	14. No. of Containers	17. Analyses Requested: 8260	8011	Misc Inorg	TCLP Metals	Nitrate				20 REMARK	LAB USE ONLY LAB SAMPLE NO.
													15. Preservatives	H	C	C	N	S				
													16. Containers	V	V	P	P	P				
1		Eb	11/4/04	1000		X	60							3	2	1	1	1				
2		B43-1		1023																		
3		DUP		1023																		
4		B43-2		1014																		
5		B44		1117																		
6		B45-1		1157																		
7		B45-2		1229																		
8		B33-1		1302																		
9		B33-2		1324																		
10		B32		1408																		

21. RELINQUISHED BY	DATE	TIME	22. RECEIVED BY	DATE	TIME
1	11/4/04	1610	Karen Bailey	11/4/04	16:10
2					
3					
4					

FOR LAB USE ONLY
Sampling Fee: ___ Hrs.
Equipment Rental Fee: ___
Profile No.: Quote No.:

DISTRIBUTION: White with report; Blue, Green, Yellow to labs; Gold to submitter

Revised: 1/99

Elab, Inc.
8 East Tower Circle
Ormond Beach, FL 32174
(904)672-5668 ● FAX (904)673-4001
(INSTRUCTIONS ON BACK OF THIS FORM)

CHAIN OF CUSTODY RECORD

No. E 78631

FOR LAB USE ONLY
Condition of Contents: _____
Temp. of Contents: _____ °C (or Received on Ice, BOI) Condition of Seals: _____

FOR LAB USE ONLY
Submission No. L04110016

1. Client: (Company or Individual) Tar Volusia Co Solid Wes
Address: Phone: ( )
City State Zip Code Fax: ( )

2. Report to: (if different from above) Susan Gaze
Address: Phone: ( )
City State Zip Code Fax: ( )

3. Client Project Name: Tarvda Semi Annual
4. Client Project No.:
5. P.O. No.:
6. Custody Seal No.:
7. Sampled By: JL
8. Shipping Method:

Water Sample Codes (for Item 13)	Container Codes (for Item 16)
DW = Drinking Water	V = VOA vial
GW = Ground Water	G = glass
SW = Surface Water	P = plastic
PW = Processed Water	M = micro bag/cup
WW = Waste Water	O = other

18. Report Type:
- Routine
- Standard QC
- Datapackage

19. Turnaround Time
- Standard
- Rush : __/__/__

Preservative Codes (for Item 15)
C = Cool Only
H = Hydrochloric Acid
M = Monochloroacetic Acid
N = Nitric Acid
OH = Sodium Hydroxide
S = Sulfuric Acid
T = Sodium Thiosulfate

Item	9. Sample ID or No.	10. Sample Description	11. Date	11. Time	12. Comp.	12. Grab	13. Water (Codes)	13. Air	13. Soil	13. Sludge	13. Other	14. No. of Containers	17. Analyses Requested: 8260	Soil	Misc Chem	Tcp Metals	Nitrate				20 REMARK	LAB USE ONLY LAB SAMPLE NO.
													15. Preservatives	H	C	C	N	S				
													16. Containers	V	V	P	P	P				
1		B11	11/5/04	1329		X	GW					8		3	2	1	1	1				
2		FA13		1400																		
3																						
4																						
5																						
6																						
7																						
8																						
9																						
10																						

21. RELINQUISHED BY	DATE	TIME	22. RECEIVED BY	DATE	TIME
1 [signature]	11/5/04	1400	Jennifer Hollis	11/5/04	14:48
2					
3					
4					

FOR LAB USE ONLY
Sampling Fee: _____ Hrs.
Equipment Rental Fee: _____
Profile No.:
Quote No.:

DISTRIBUTION: White with report; Blue, Green, Yellow to labs; Gold to submitter

Revised: 1/99

Elab, Inc.
8 East Tower Circle
Ormond Beach, FL 32174
(904)672-5668 ● FAX (904)673-4001
(INSTRUCTIONS ON BACK OF THIS FORM)

CHAIN OF CUSTODY RECORD

No. E 78632

Page 1 of 2

FOR LAB USE ONLY
Temp. of Contents: _____ °C (or Received on Ice, ROI)
Condition of Contents: _____
Condition of Seals: _____

FOR LAB USE ONLY
Submission No. F04110016

1. Client: (Company or Individual) Volusia Co Solid Waste
Address:
City State Zip Code
Phone: ( )
Fax: ( )

2. Report to: (if different from above) Susan Gaze
Address:
City State Zip Code
Phone: ( )
Fax: ( )

3. Client Project Name: Tomoka Semi Annual
4. Client Project No.:
5. P.O. No.:
6. Custody Seal No.:
7. Sampled By: DL
8. Shipping Method:

Water Sample Codes (for Item 13)	Container Codes (for Item 16)
DW = Drinking Water	V = VOA vial
GW = Ground Water	G = glass
SW = Surface Water	P = plastic
PW = Processed Water	M = micro bag/cup
WW = Waste Water	O = other

14. No. of Containers
15. Preservatives: H C C N S
16. Containers: V V P P P
17. Analyses Requested: 8260 8011 Misc Ions Total Metals Nitrate

18. Report Type:
- Routine
- Standard QC
- Datapackage

19. Turnaround Time
- Standard
- Rush: __/__/__

Preservative Codes (for Item 15)
- C = Cool Only
- H = Hydrochloric Acid
- M = Monochloroacetic Acid
- N = Nitric Acid
- OH = Sodium Hydroxide
- S = Sulfuric Acid
- T = Sodium Thiosulfate

Item	9. Sample ID or No.	10. Sample Description	11. Date	11. Time	12. Comp.	12. Grab	13. Water (Codes)	13. Air	13. Soil	13. Sludge	13. Other	No. of Containers	8260	8011	Misc Ions	Total Metals	Nitrate				20 REMARK	LAB SAMPLE NO.
1		FQ	11/5/04	950		X	GW					8	3	2	1	1	1					
2		FA2C		1023																		
3		DUP		1023																		
4		B73-1		1057																		
5		B73-2		1101																		
6		B72		1135																		
7		B71		1200																		
8		B74A		1219																		
9		B75		1241																		
10		B2		1309																		

21. RELINQUISHED BY	DATE	TIME	22. RECEIVED BY	DATE	TIME
1	11/5/04	1444	Jennifer Hollis	11/5/04	14:40
2					
3					
4					

FOR LAB USE ONLY
Sampling Fee: _____ Hrs.
Equipment Rental Fee: _____
Profile No.:
Quote No.:

DISTRIBUTION: White with report; Blue, Green, Yellow to labs; Gold to submitter

Revised: 1/99

Elab, Inc.
8 East Tower Circle
Ormond Beach, FL 32174
(904)672-5668 ● FAX (904)673-4001
(INSTRUCTIONS ON BACK OF THIS FORM)

CHAIN OF CUSTODY RECORD

No. E 70145

Page 1 of 1

FOR LAB USE ONLY
Temp. of Contents: 3 °C (or Received on Ice, ROI)
Condition of Contents:
Condition of Seals:

FOR LAB USE ONLY
Submission No. F04110616

1. Client: (Company or Individual) Volusia County
Address:
City State Zip Code
Phone: ( )
Fax: ( )

2. Report to: (if different from above)
Address:
City State Zip Code
Phone: ( )
Fax: ( )

3. Client Project Name: Tomoka LF Surface Waters
4. Client Project No.:
5. P.O. No.:
6. Custody Seal No.:
7. Sampled By: Stacey Smith
8. Shipping Method:

Water Sample Codes (for Item 13)
DW = Drinking Water
GW = Ground Water
SW = Surface Water
PW = Processed Water
WW = Waste Water

Container Codes (for Item 16)
V = VOA vial
G = glass
P = plastic
M = micro bag/cup
O = other

18. Report Type:
Routine
Standard QC
Datapackage

19. Turnaround Time
Standard
Rush : / /

Preservative Codes (for Item 15)
C = Cool Only
H = Hydrochloric Acid
M = Monochloroacetic Acid
N = Nitric Acid
OH = Sodium Hydroxide
S = Sulfuric Acid
T = Sodium Thiosulfate

Item	9. Sample ID or No.	10. Sample Description	11. Date	11. Time	12. Comp.	12. Grab	13. Water (Codes)	13. Air	13. Soil	13. Sludge	13. Other	14. No. of Containers	17. TOC	Chlorophyll * Phephytin	TDS, TURBIDITY*	Nitrogen, Ammonia	8011: EDB + DBCP	8260	ICP Metals	20 REMARK	LAB SAMPLE NO.
15. Preservatives													H	C	C	S	C	H	N		
16. Containers													P	P	P	P	V	V	P		
1	EQ		11/8/04	11:30		X	SW					10	1	1	1	1	2	3	1		
2	SW-2			11:45																* Turbidity needs to be done in lab.	
3	DUP			11:45																	
4	SW-4			12:45																	
5	SW-5			13:15																	
6	SW-3			13:55																	
7	SW-6			14:25																	
8	SW-1			15:15																	
9																					
10																					

21. RELINQUISHED BY	DATE	TIME	22. RECEIVED BY	DATE	TIME
1 Stacey Smith	11/8/04	1725	Karen Bailey	11/8/04	17:25
2					
3					
4					

(to cooler)

FOR LAB USE ONLY
Sampling Fee: _____ Hrs.
Equipment Rental Fee: _____
Profile No.:
Quote No.:

DISTRIBUTION: White with report; Blue, Green, Yellow to labs; Gold to submitter

Revised: 1/99

Elab, Inc.
8 East Tower Circle
Ormond Beach, FL 32174
(904)672-5668 ● FAX (904)673-4001
(INSTRUCTIONS ON BACK OF THIS FORM)

CHAIN OF CUSTODY RECORD

No. E 70149

Page 1 of 1

FOR LAB USE ONLY
Condition of Contents: _____
Temp. of Contents: _____ °C (or Received on Ice, ROI)
Condition of Seals: _____

FOR LAB USE ONLY
Submission No. F04110016

1. Client: (Company or Individual) Volusia County
Address: | Phone: ( )
City | State | Zip Code | Fax: ( )

2. Report to: (if different from above)
Address: | Phone: ( )
City | State | Zip Code | Fax: ( )

3. Client Project Name: Tomoka LF (Leachate Pond)
4. Client Project No.:
5. P.O. No.:
6. Custody Seal No.:
7. Sampled By: Stacey Smith
8. Shipping Method:

Water Sample Codes (for Item 13)	Container Codes (for Item 16)
DW = Drinking Water	V = VOA vial
GW = Ground Water	G = glass
SW = Surface Water	P = plastic
PW = Processed Water	M = micro bag/cup
WW = Waste Water	O = other

18. Report Type:
- Routine
- Standard QC
- Datapackage

19. Turnaround Time
- Standard
- Rush : __/__/__

Preservative Codes (for Item 15)
C = Cool Only
H = Hydrochloric Acid
M = Monochloroacetic Acid
N = Nitric Acid
OH = Sodium Hydroxide
S = Sulfuric Acid
T = Sodium Thiosulfate

Item	9. Sample ID or No.	10. Sample Description	11. Date	11. Time	12. Comp.	12. Grab	13. Water (Codes)	13. Air	13. Soil	13. Sludge	13. Other	14. No. of Containers	17. TDS, TURBIDITY *	Nitrogen, Ammonia	8011	8260	ICP metals				20 REMARK	LAB SAMPLE NO.
												15. Preservatives	C	S	C	H	N					
												16. Containers	P	P	V	V	P					
1	Leachate		11/8/04	1600		x	SW					8	1	1	2	3	1					
2																					* Turbidity needs to be done in lab.	
3																						
4																						
5																						
6																						
7																						
8																						
9																						
10																						

21. RELINQUISHED BY	DATE	TIME	22. RECEIVED BY	DATE	TIME
1 Stacey Smith	11/8/04	1725	Karen Bailey	11/8/04	17:25
2					
3					
4					

FOR LAB USE ONLY
Sampling Fee: _____ Hrs.
Equipment Rental Fee: _____
Profile No.:
Quote No.:

DISTRIBUTION: White with report; Blue, Green, Yellow to labs; Gold to submitter

Revised: 1/99

Elab, Inc.
8 East Tower Circle
Ormond Beach, FL 32174
(904)672-5668 ● FAX (904)673-4001
(INSTRUCTIONS ON BACK OF THIS FORM)

CHAIN OF CUSTODY RECORD

No. E 75167 Page 1 of 1

FOR LAB USE ONLY
Temp. of Contents: _____ °C (or Received on Ice, ROI) Condition of Contents: _____ Condition of Seals: _____

FOR LAB USE ONLY
Submission No. 557 F041203857

1. Client: (Company or Individual) TOMOKA L.F.
Address: Phone: ( )
City State Zip Code Fax: ( )

2. Report to: (if different from above)
Address: Phone: ( )
City State Zip Code Fax: ( )

3. Client Project Name:
4. Client Project No.:
5. P.O. No.:
6. Custody Seal No.:
7. Sampled By:
8. Shipping Method:

Water Sample Codes (for Item 13)	Container Codes (for Item 16)
DW = Drinking Water	V = VOA vial
GW = Ground Water	G = glass
SW = Surface Water	P = plastic
PW = Processed Water	M = micro bag/cup
WW = Waste Water	O = other

14. 15. Preservatives: H
16. Containers: V
17. Analyses Requested: 8260

18. Report Type:
- Routine
- Standard QC
- Datapackage

19. Turnaround Time
- Standard
- Rush: __/__/__

Preservative Codes (for Item 15)
- C = Cool Only
- H = Hydrochloric Acid
- M = Monochloroacetic Acid
- N = Nitric Acid
- OH = Sodium Hydroxide
- S = Sulfuric Acid
- T = Sodium Thiosulfate

Item	9. Sample ID or No.	10. Sample Description	11. Date	11. Time	12. Comp.	12. Grab	13. Water (Codes)	13. Air	13. Soil	13. Sludge	13. Other	No. of Containers	17. Analyses Requested 8260	20 REMARK	LAB SAMPLE NO.
1	~~B-C~~														
2	B-36		12/17/04	1312								3	3		
3	EQ		↓	1300								3	3		
4															
5															
6															
7															
8															
9															
10															

21. RELINQUISHED BY	DATE	TIME	22. RECEIVED BY	DATE	TIME
1 [signature]	12/17/04	1400	[signature]	12/17/04	1400
2					
3					
4					

FOR LAB USE ONLY
Sampling Fee: _____ Hrs.
Equipment Rental Fee: _____
Profile No.: Quote No.:

DISTRIBUTION: White with report; Blue, Green, Yellow to labs; Gold to submitter

Revised: 1/99