SCS ENGINEERS

Lena Road Landfill Semi-Annual Water Quality Monitoring Report Second Semi-Annual Monitoring 2017

Prepared for:

Manatee County

Manatee County Utilities Department
Solid Waste Division
3333 Lena Road
Bradenton, Florida 34211

Prepared by:

SCS ENGINEERS
3922 Coconut Palm Drive, Suite 102
Tampa, Florida 33619
(813) 621-0080

March 21, 2018
File No. 09217088.05

Offices Nationwide
www.scsengineers.com

Lena Road Landfill
Semi-Annual
Water Quality Monitoring
Report
Second Semi-Annual Monitoring Period 2017

Prepared for:

Manatee County

Manatee County Utilities Department
Solid Waste Division
3333 Lena Road
Bradenton, Florida 34211

Prepared by:

SCS ENGINEERS
3922 Coconut Palm Drive, Suite 102
Tampa, Florida 33619
(813) 621-0080

KENNETH GUILBEAULT
LICENSE
No. 2907
STATE OF FLORIDA
PROFESSIONAL GEOLOGIST

3/21/2018

Kenneth Guilbeault, P.G.
PG License No. 2907

March 21, 2018
File No. 09217088.05

Florida Department of Environmental Protection

Bob Martinez Center
2600 Blair Stone Road
Tallahassee, Florida 32399-2400

DEP Form #: 62-701.900(31), F.A.C.
Form Title: Water Quality Monitoring Certification
Effective Date: January 6, 2010
Incorporated in Rule 62-701.510(9), F.A.C.

WATER QUALITY MONITORING CERTIFICATION

PART I GENERAL INFORMATION

(1) Facility Name Lena Road Class I Landfill

Address 3333 Lena Road

City Bradenton, FL Zip 34211 County Manatee

Telephone Number (941)748-5543

(2) WACS Facility ID 44795

(3) DEP Permit Number 39884-021-SO-01

(4) Authorized Representative's Name Bryan White Title Landfill Superintendent

Address 3333 Lena Road

City Bradenton, Fl Zip 34211 State Florida

Telephone Number (941)748-5543 X8008

Email address (if available) bryan.white@mymanatee.org

CERTIFICATION

I certify under penalty of law that I have personally examined and am familiar with the information submitted in this document and all attachments and that, based on my inquiry of those individuals immediately responsible for obtaining the information, I believe that the information is true, accurate, and complete. I am aware that there are significant penalties for submission of false information including the possibility of fine and imprisonment.

3-16-2018 (Date)

Bryan White (Owner or Authorized Representative's Signature)

PART II QUALITY ASSURANCE REQUIREMENTS

Sampling Organization Pace Analytical - Tampa (Tampa NELAC# E84809)

Analytical Lab NELAC / HRS Certification # NELAC # E83079 (Ormond Beach Laboratory)

Lab Name Pace Analytical - Tampa

Address 5460 Beaumont Center Boulevard, Suite 520, Tampa, FL 33634

Phone Number (813)881-9401

Email address (if available) mike.valder@pacelabs.com

Table of Contents

Section ..... **Page**
1 Introduction 1
2 Geologic and Hydrogeologic Characteristics 1
Semi-Annual Groundwater Flow Assessment 1
3 Landfill Monitoring Program 5
Groundwater Monitoring Program 5
Surface water Monitoring Program 7
4 Groundwater Quality 8
Metals Exceedances 8
Arsenic 8
Iron 8
General Chemistry and Field Parameters Exceedances 10
Ammonia 10
pH 10
TDS 10
5 Surface water Quality 11
6 Summary 13

List of Figures

Figure No. **Page**

Figure 1-1. Site Location Map, Lena Road Landfill, Manatee County, Florida 2
Figure 1-2. Site Map, Lena Road Landfill, Manatee County, Florida 3
Figure 2-1. October 2017 Surficial Aquifer Water Level Map, Lena Road Landfill, Manatee County, Florida 4

List of Tables

Table No. **Page**

Table 2-1. Groundwater Elevation Measurements, October 30, 2017 3
Lena Road Landfill, Manatee County, Florida 3
Table 3-1. Surficial Aquifer Well Locations and Construction Details, Lena Road Landfill, Manatee County, Florida 6
Table 4-1. Summary of Groundwater Quality Analytical Results (Detected Parameters Only) Lena Road Landfill, October 2017 Detection 9
Table 5-1. Summary of Surface water Quality Analytical Results (Detected Parameters Only) Lena Road Landfill, October 2017 Detection 12

Appendices

A GROUNDWATER AND SURFACE WATER LABORATORY ANALYTICAL RESULTS AND FIELD FORMS
B COMPACT DISK CONTAINING REPORT IN .PDF FORMAT AND ADaPT FILE

1 INTRODUCTION

SCS Engineers (SCS) prepared this semi-annual water quality monitoring report for the Lena Road Landfill on behalf of Manatee County Department of Solid Waste. The Lena Road Landfill is located at 3333 Lena Road, Bradenton, Florida and encompasses 316 acres of disposal areas and related facilites. The landfill is constructed with perimeter slurry wall.

This report was prepared in accordance with Florida Department of Environmental Protection (FDEP) Permit/certification No. 39884-010-SO/01, Water Quality Monitoring Plan; FDEP Standard Operating Procedures (Chapter 62-160, Florida Administrative Code (FAC)); and FDEP Solid Waste Water Quality Monitoring Requirements (Chapter 62-701.510(8)(a) FAC). Monitoring locations are shown on Figure 1-1. The second semi-annual 2017 groundwater data were obtained on October 27th through 31st, 2017. Due to laboratory error, thallium is missing from the October 2017 sampling event anayalsis and will be monitored in the subsequent sampling event. An electronic data deliverable (EDD) of the results in "ADaPT format" is attached as Appendix B. This EDD has been verified as uploadable into the latest version of ADaPT.

Water quality sampling and physical readings and measurements were performed by Pace Analytical Services, Inc. (PACE). Field work, sampling methodologies, data evaluation, and data Quality Assurance/Quality Control (QA/QC) were conducted in accordance with FAC Chapter 62-160 Standard Operating Procedures (DEP-SOP-001/01), the facility's Water Quality Monitoring Plan, and the Lena Road Landfill solid waste permit. Laboratory analyses were performed in accordance with Chapter 62-160, FAC DEP-SOP-002/01 and the Lena Road Landfill solid waste permit.

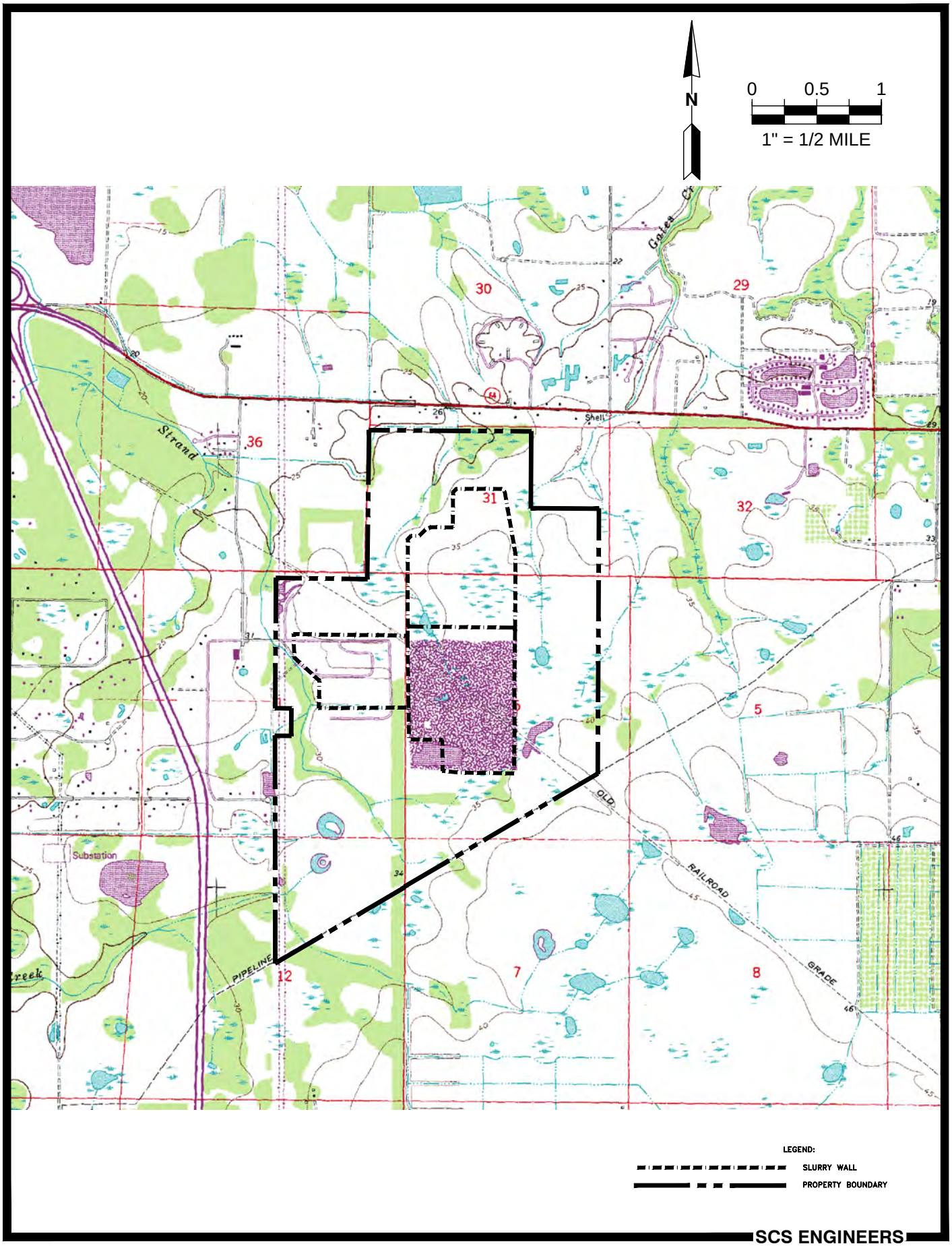

C:\Users\4382kkc\appdata\local\temp\AcPublish_9516\Site Map Lena LF.dwg Feb 19, 2018 - 1:21pm Layout Name: 1-1 site location map By: 4382kkc

FIGURE 1-1. SITE LOCATION MAP
LENA ROAD LANDFILL, MANATEE COUNTY, FLORIDA

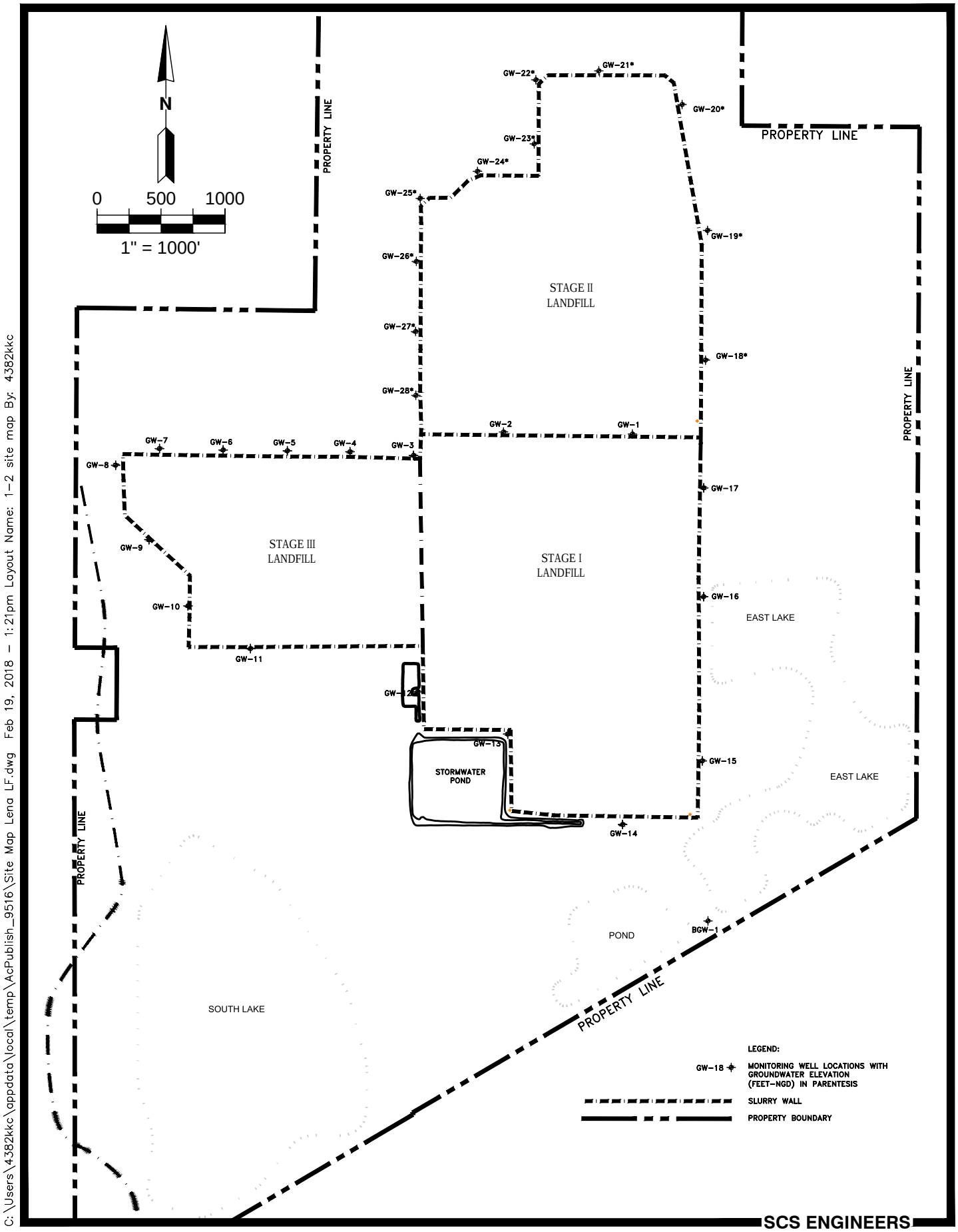

FIGURE 1-2. SITE MAP
LENA ROAD LANDFILL, MANATEE COUNTY, FLORIDA

2 GEOLOGIC AND HYDROGEOLOGIC CHARACTERISTICS

The regional geologic units, which comprise the subsurface beneath the site consist of, in descending order, as the undifferentiated Pliocene to Recent age deposits, the Hawthorne Group, the Suwannee Limestone, the Ocala Group, and the Avon Park Limestone. The Pliocene to Recent age deposits are clastics and comprised of sand, silt, and clay. They measure approximately 30 feet thick beneath the County. The calstics overly the Hawthorne Group, which ranges between 200 and 300 feet in thickness regionally and consists of heterogeneous sequences of phosphatic, sandy, clayey, calcareous, and dolomitic sediments. Underlying the Hawthorne Group, in descending order, are the Oligocene Suwannee Limestone, the Eocene Ocala Group, and the Avon Park Limestone. These formations generally consist of tan, granular limestone and interbedded dolomite, and collectively reach a thickness of approximately 1,600 feet in Manatee County.

Local hydrogeology is characterized by three aquifers underlying Manatee County and the Lena Road Landfillsite:

- Surficial aquifer system
- Intermediate aquifer system
- Floridan Aquifer system

The surficial aquifer system is contained within the Pliocene to Recent age deposits. The surficial aquifer is generally undeveloped as a source of potable water in Manatee County, with only a small volume used for domestic supply, lawn irrigation, or stock watering. The direction of groundwater flow in the surficial aquifer in Manatee County is generally to the west and south. This pattern is interrupted locally where the aquifer discharges into streams, lakes, or low swampy areas.

The intermediate aquifer system occurs within the Hawthorne Group. The intermediate aquifer system supplies most of the water for domestic and irrigation use in Manatee County. The quality of water in the intermediate aquifer is generally good except near the coast where saltwater intrusion has occurred. In the central portion of the County, concentrations of dissolved solids range from approximately 250 to 400 parts per million (ppm).

The Floridan Aquifer System in Manatee County occurs within the carbonates of the Tampa Limestone, Suwannee Limestone, the Ocala Group, and the Avon Park Limestone. Water from the Floridan Aquifer is used primarily for irrigation, with minor amounts used for industrial purposes, and occasionally for public and domestic water supplies.

SEMI-ANNUAL GROUNDWATER FLOW ASSESSMENT

The groundwater flow assessment of the surficial aquifer was performed using the groundwater elevation data obtained on October 30, 2017, from Lena Road Landfill monitoring wells. This groundwater flow assessment included collecting and compiling groundwater depth measurements, calculating groundwater elevations, and constructing site figures depicting

groundwater contours and the estimated groundwater flow direction. Table 2-1 lists monitoring well numbers, measured depths to water, and calculated groundwater elevations. Figure 2-1 shows groundwater potentiometric contours interpolated from the October 30, 2017, water level data. The water level contours are inferred from the water level data collected outside and immediately adjacent to the slurry wall.

Based on the October 2017 potentiometric map, groundwater flow direction is toward the north-northwest.

Table 2-1. Water Level Data, October 30, 2017
Lena Landfill, Manatee County, Florida

Location ID	Top of Casing (Feet NGVD)	Depth to Water (Feet Below Top of Casing)	10/30/2017 Groundwater Elevation (Feet NGVD)
GW-1	38.68	ND	ND
GW-2	40.92	ND	ND
GW-3	39.40	6.42	32.98
GW-4	40.53	7.96	32.57
GW-5	39.90	7.92	31.98
GW-6	38.95	7.35	31.60
GW-7	39.49	8.18	31.31
GW-8	39.75	9.60	30.15
GW-9	39.65	10.53	29.12
GW-10	38.34	7.28	31.06
GW-11	38.26	6.55	31.71
GW-12	42.09	9.67	32.42
GW-13	44.79	11.15	33.64
GW-14	39.63	5.42	34.21
GW-15	42.33	7.65	34.68
GW-16	44.41	9.32	35.09
GW-17	42.19	8.32	33.87
GW-18	41.76	9.30	32.46
GW-19	41.20	9.53	31.67
GW-20	41.00	10.44	30.56
GW-21	40.94	12.80	28.14
GW-22	41.53	13.80	27.73
GW-23	40.91	11.04	29.87
GW-24	41.37	11.32	30.05
GW-25	41.11	9.80	31.31
GW-26	41.44	8.66	32.78
GW-27R	40.90	8.11	32.79
BGW-1	47.57	8.26	39.31

Notes:

NGVD = National Geodetic Vertical Datum.
MW = Monitoring Well
NM = No Measurement

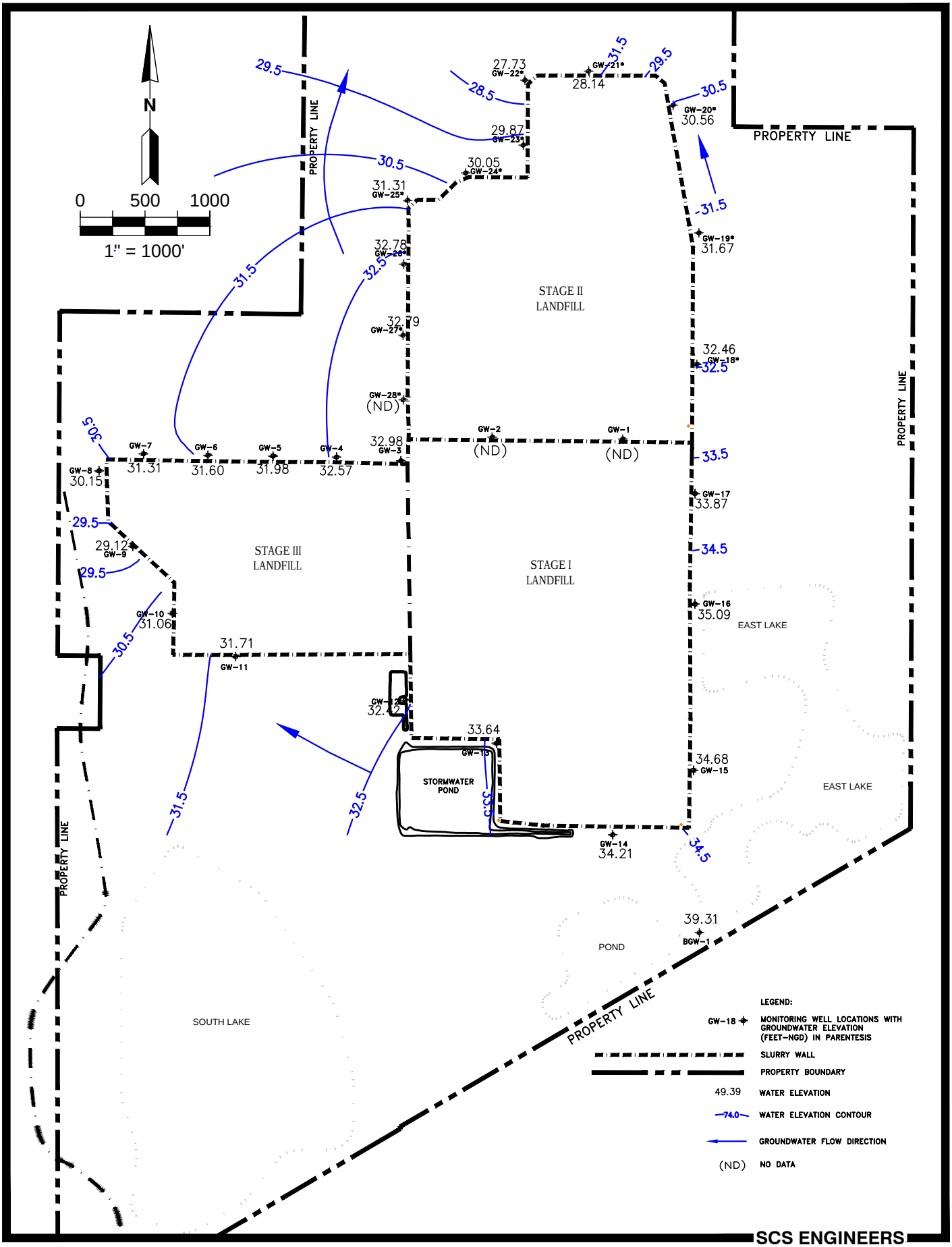

FIGURE 2-1. October 2017 Shallow Surficial Aquifer Water Level Map
Lena Road Landfill, Manatee County, Florida

3 LANDFILL MONITORING PROGRAM

According to Lena Road Landfill's permit[1], the landfill monitoring program consists of monitoring the surficial aquifer groundwater quality and surface water quality.

GROUNDWATER MONITORING PROGRAM

The surficial aquifer groundwater currently is monitored at 26 compliance monitoring wells (GW-3 through GW-17 and BW-1) and recently-installed (April 2016) GW-18 through GW-27R. Well locations are shown on Figure 1-2. The construction details for the active monitoring wells comprising the monitoring system are included in Table 3-1. The current permit requires semiannual sampling of the compliance monitoring wells for the field and laboratory parameters listed below.

Field Parameters

- Static water level before purging
- Specific conductance
- pH
- Dissolved oxygen
- Turbidity
- Temperature
- Color and sheen (by observation)

Laboratory Parameters (Unfiltered)

- Total ammonia – nitrogen
- Chlorides
- Iron
- Mercury
- Nitrate
- Sodium
- Total Dissolved Solids (TDS)
- Those parameters listed in 40 CFR Part 258, Appendix I

Semi-annual reporting of the results of groundwater sampling is performed in accordance with the Lena Road Landfill permit[1].

1 Florida Department of Environmental Protection. "Solid Waste Operation Permit, Permit No. 39884-021-SO-01." 2016.

TABLE 3-1. EXISTING MONITORING LOCATIONS AND CONSTRUCTION DETAILS, LENA ROAD LANDFILL, MANATEE COUNTY, FLORIDA

WACS ID	Water Quality Monitoring Site ID	Well Type	Aquifer Monitored	Top of Casing Elevation (NGVD)	Well Diameter	Screen Slot Size	Screen Length (feet)	Top of Screen (Feet BTOC)	Bottom of Screen (Feet BTOC)	Top of Screen (Feet NGVD)	Bottom of Screen (Feet NGVD)	Northing (NAD 1983)	Easting (NAD 1983)	Latitude (NAD 1983)	Longitude (NAD 1983)
21593	GW-1	DE	Surficial	38.68	2	0.010	15	3.92	18.92	34.76	19.76	1141555.84	514101.29	27° 28' 24.676"	82° 26' 17.304"
21594	GW-2	DE	Surficial	40.92	2	0.010	15	3.91	18.91	37.01	22.01	1141565.32	512079.53	27° 28' 24.698"	82° 26' 39.751"
21595	GW-3	DE	Surficial	39.4	2	0.010	15	4.06	19.06	35.34	20.34	1141382.25	511374.68	27° 28' 22.860"	82° 26' 47.569"
21596	GW-4	DE	Surficial	40.53	2	0.010	15	4.13	19.13	36.40	21.40	1141410.65	510878.61	27° 28' 23.124"	82° 26' 53.078"
21597	GW-5	DE	Surficial	39.9	2	0.010	15	4.16	19.16	35.74	20.74	1141415.37	510383.90	27° 28' 23.153"	82° 26' 58.570"
21598	GW-6	DE	Surficial	38.95	2	0.010	15	4.04	19.04	34.91	19.91	1141424.68	509886.01	27° 28' 23.227"	82° 27' 04.099"
21599	GW-7	DE	Surficial	39.49	2	0.010	15	5.04	20.04	34.45	19.45	1141435.59	509387.99	27° 28' 23.318"	82° 27' 09.628"
21600	GW-8	DE	Surficial	39.75	2	0.010	15	4.82	19.82	34.93	19.93	1141305.40	509044.79	27° 28' 22.016"	82° 27' 13.433"
21601	GW-9	DE	Surficial	39.65	2	0.010	15	5.06	20.06	34.59	19.59	1140722.84	509305.79	27° 28' 16.256"	82° 27' 10.512"
21602	GW-10	DE	Surficial	38.34	2	0.010	15	4.65	19.65	33.69	18.69	1140206.62	509611.46	27° 28' 11.156"	82° 27' 07.098"
21603	GW-11	DE	Surficial	38.26	2	0.010	15	6.11	21.11	32.15	17.15	1139864.83	510378.37	27° 28' 07.799"	82° 26' 58.570"
21604	GW-12	DE	Surficial	42.09	2	0.010	15	4.77	19.77	37.32	22.32	1139527.51	511409.94	27° 28' 04.495"	82° 26' 47.104"
21605	GW-13	DE	Surficial	44.79	2	0.010	15	4.72	19.72	40.07	25.07	1139203.08	512112.46	27° 28' 01.307"	82° 26' 39.292"
21606	GW-14	DE	Surficial	39.63	2	0.010	15	4.65	19.65	34.98	19.98	1138496.26	513011.13	27° 28' 54.339"	82° 26' 29.287"
21607	GW-15	DE	Surficial	42.33	2	0.010	15	4.50	19.50	37.83	22.83	1138992.94	513634.35	27° 27' 59.280"	82° 26' 22.388"
21608	GW-16	DE	Surficial	44.41	2	0.010	15	4.65	19.65	39.76	24.76	1140276.77	513645.17	27° 28' 11.994"	82° 26' 22.318"
21609	GW-17	DE	Surficial	42.19	2	0.010	15	5.30	20.30	36.89	21.89	1141976.95	513542.64	27° 28' 28.826"	82° 26' 23.523"
27495	GW-18	DE	Surficial	41.76	2	0.010	14.5	9.26	24.26	32.5	17.5	1142169.68	513662.64	27° 28' 30.739"	82° 26' 22.199"
27496	GW-19	DE	Surficial	41.20	2	0.010	14.5	10.7	25.7	30.5	15.5	1143144.92	513646.150	27° 28' 40.396"	82° 26' 22.420"
27497	GW-20	DE	Surficial	41.00	2	0.010	14.5	8.5	23.5	32.5	17.5	1144104.750	513482.920	27° 28' 49.895"	82° 26' 24.270"
27498	GW-21	DE	Surficial	40.94	2	0.010	14.5	8.44	23.44	32.5	17.5	1144390.55	512833.490	27° 28' 52.702"	82° 26' 31.492"
27499	GW-22	DE	Surficial	41.53	2	0.010	14.5	8.03	23.03	33.5	18.5	1144329.50	512336.37	27° 28' 52.080"	82° 26' 37.009"
27500	GW-23	DE	Surficial	40.91	2	0.010	14.5	7.41	22.41	33.5	18.5	1143811.98	512321.55	27° 28' 46.955"	82° 26' 37.153"
27501	GW-24	DE	Surficial	41.37	2	0.010	14.5	6.87	21.87	34.5	19.5	1143598.33	511865.48	27° 28' 44.823"	82° 26' 42.209"
27502	GW-25	DE	Surficial	41.11	2	0.010	14.5	6.61	21.61	34.5	19.5	1143393.13	511433.06	27° 28' 42.776"	82° 26' 47.001"
27503	GW-26	DE	Surficial	41.44	2	0.010	14.5	8.94	23.94	32.5	17.5	1142883.01	511397.49	27° 28' 37.723"	82° 26' 47.376"
27504	GW-27R	DE	Surficial	40.90	2	0.010	14.5	7.4	22.4	33.5	18.5	1142133.55	511396.54	27° 28' 30.301"	82° 26' 47.357"
21610	BGW-1	BG	Surficial	47.57	2	0.010	15	4.8	19.8	42.77	27.77	1137577.96	513559.24	27° 27' 45.265"	82° 26' 23.166"

Notes:
1. Well Information was obtained from the Atkins.
2. NGVD = National Geodetic Vertical Datum of 1929.
3. NAD 1983 = North American Datum of 1983.
4. WACS = State Water Assurance Compliance System.
5. BTOC = Below Top of Casing
6. NA = Not Applicable.
7. ND = Data not available.
8. DE= Detection.
9. PZ = Peizometer

SURFACE WATER MONITORING PROGRAM

The surface water monitoring sites include one downstream location SW-1 and one upstream location SW-2. The sampling site characteristics are described in Table 1-1, and the surface water sampling locations are shown on Figure 1. Electronic water level monitoring devices have been installed at the pump stations in the East Lake and the South Lake (see Figure 1), and are used to measure water levels at the surface water bodies near the landfill. The water level data are reported in conjunction with the groundwater level data.

Surface water sampling locations are sampled semi-annually for the following parameters:

Field Parameters

- Surface Water Elevation
- Specific conductivity
- pH
- Dissolved oxygen
- Turbidity
- Temperature
- Colors and sheens (by observation)

Laboratory Parameters (Unfiltered)

- Biochemical Oxygen Demand (BOD_5)
- Chemical Oxygen Demand (COD)
- Total Organic Carbon (TOC)
- Chlorophyll A
- Total Hardness (as mg/l CaCO3)
- Iron
- Mercury
- Nitrate
- Total Nitrogen
- Un-ionized ammonia
- Total phosphorus (as mg/l P)
- TDS
- Total Suspended Solids (TSS)
- Fecal Coliform
- Those parameters listed in 40 CFR 258, Appendix I

4 GROUNDWATER QUALITY

Appendix A includes the laboratory analytical data and field forms. Table 4-1 lists groundwater quality detections and exceedances. In accordance with Chapter 62-701, FAC, groundwater results were compared to Primary Drinking Water Standards (PDWSs) and Secondary Drinking Water Standards (SDWSs) listed in Chapter 62-550. For this routine groundwater monitoring report, groundwater cleanup target levels (GCTLs) in Rule 62-777, FAC, were used for constituents that do not have a PDWS or SDWS as a screening tool for potential anomalies in the concentration data that may require further consideration or review. Per Chapter 62-701.510(7)(c)(2), GCTLs are only applicable to solid waste facilities outside of the zone of discharge.

Metals Exceedances

Metals with concentrations in excess of applicable groundwater standards or GCTLs in select wells include:

- Arsenic
- Iron

These exceedances are discussed below and are listed in Table 4-1.

Arsenic

Arsenic was detected above the FDEP PDWS of 10 micrograms per liter (μg/L) in monitoring well GW-10 (10.7 μg/L) and GW-27R (16.3 μg/L) during the second semiannual 2017 sampling event. GW-27R was recently re-installed in 2016, replacing GW-27. The October 2017 GW-27R exceedance is elevated above historical data. With the exception of GW-27R, arsenic exceedance concentrations are generally consistent with historical data. Arsenic concentrations at GW-10 and GW-27R will continue to be monitored during subsequent monitoring events.

Iron

Iron was detected above the FDEP SDWS of 300 ug/L in twenty of the 26 monitoring wells during the October 2017 groundwater sampling event. Iron concentrations in monitoring wells GW-6, GW-7, GW-8, GW-9, GW-12, and GW-14 were below the SDWS, other wells reported iron at concentrations exceeding the SDWS. The iron concentrations during the October 2017 sampling event were generally consistent with historical data.

Table 4-1. Summary of Groundwater Quality Analytical Results (Detected Parmeters Only)
Lena Landfill, October 2017

Parameter	Standard	MCL	Units	BGW-1	GW-3	GW-4	GW-5	GW-6	GW-7	GW-8	GW-9	GW-10	GW-11	GW-12	GW-13	GW-14	GW-15	GW-16	GW-17	GW-18	GW-19	GW-20	GW-21	GW-22	GW-23	GW-24	GW-25	GW-26	GW-27R
Volatile Organic Compounds																													
Chlorobenzene	PDWS	100	ug/L	0.23 U	0.23 U	0.23 U	0.23 U	0.23 U	0.23 U	0.23 U	0.23 U	0.23 I	0.23 U	0.23 U	0.23 U	0.23 U	0.23 U	0.23 U	0.23 U	0.23 U	0.23 U	0.23 U	0.23 U	0.23 U	0.23 U	0.23 U	0.23 U	0.23 U	0.23 U
Metals																													
Antimony	PDWS	6	ug/L	7.5 U	0.65 I	0.64 I	0.53 I	1.1	0.5 U	0.5 U	0.5 U	2.2	0.5 U	2.9	7.5 U	7.5 U	7.5 U	7.5 U	7.5 U	15 U	7.5 U	7.5 U	7.5 U	7.5 U	7.5 U	7.5 U	7.5 U	7.5 U	7.5 U
Arsenic	PDWS	10	ug/L	5 U	1.9	1.7	2.2	3.7	8.7	8.9	2.3	10.7	2.3	2.2	6.3 I	5.0 U	9.3 I	5.0 U	5.0 U	10 U	5 U	15 U	9.6 I	6.5 I	9.5 I	5 U	5 U	5 U	16.3
Barium	PDWS	2000	ug/L	33.6	13.4	13.1	16.1	20.2	8.5 I	11.7	12.3	14.2	7.2 I	35	31.8	35.8	68.2	38.7	5 U	31.3	8.5 I	10.9	20.1	29.9	14.5	17.9	25.9	16.8	20
Chromium	PDWS	100	ug/L	2.5 U	2.5 U	2.5 U	2.5 U	2.5 U	2.5 U	2.5 U	2.5 U	2.5 U	2.5 U	2.5 U	2.5 U	2.5 U	6.1	2.5 U	7.6	2.5 U	2.5 U	2.5 U	3.2 I	2.8 I	2.5 U	2.5 U	2.5 U	3.7 I	2.7 I
Copper	SDWS	1000	ug/L	2.5 U	2.5 U	2.5 U	2.5 U	2.5 U	2.5 U	2.5 U	2.5 U	2.5 U	2.5 U	2.5 U	3.5 I	3.4 I	2.9 I	9.9	2.8 I	2.5 U	2.5 U	2.5 U	2.9 I	2.9 I	2.5 U	2.5 U	2.5 U	2.5 U	2.5 U
Iron	SDWS	300	ug/L	3870	375	877	2380	252	217	93.9 J	164	1000	434	85	2350	244	22800	941	6470	46000	1330	910	1250	15800	2720	7530	445	3100	3200
Nickel	PDWS	100	ug/L	2.5 U	2.7 I	2.5 U	2.5 U	2.5 U	2.5 U	2.5 U	2.5 U	2.5 U	2.5 U	2.5 U	2.5 U	2.5 U	2.5 U	2.5 U	2.5 U	2.5 U	2.5 U	2.5 U	2.5 U	2.5 U	2.5 U	2.5 U	2.5 U	2.5 U	2.5 U
Selenium	PDWS	50	ug/L	7.5 U	2.3	1.4	2	3	1.7	0.68 I	1.3	6.5	0.5 U	10.6	---	7.5 U	7.5 U	7.5 U	7.5 U	15 U	7.5 U	7.5 U	7.5 U	7.5 U	7.5 U	7.5 U	8.7 I	11.6 I	8.5 I
Sodium	PDWS	160	mg/L	25.8	8.4	2.9	12.4	3.8	8.6	10.9	7.1	4.5	12.3	3.7	17.4	9.7	53	86.3	3.4	7.9	2.6	2.3	6.5	21.4	7.6	9.5	14	10.5	7
Thallium	PDWS	2	ug/L	5 U	0.5 U	0.5 U	0.5 U	0.64 I	0.5 U	0.5 U	0.5 U	1.4	0.5 U	0.5 U	7.5 U	7.5 U	7.5 U	7.5 U	7.5 U	15 U	7.5 U	7.5 U	7.5 U	7.5 U	---	---	---	---	---
Vanadium	GCTL	49	ug/L	5 U	8.2 I	11.6	10	13.4	5 U	5 U	11.4	40	5 U	37	7.9 I	5 U	40.9	16.8	33.3	12.3	5 U	5 U	5 U	14	5 U	5 U	9 I	6.9 I	11.3
General Chemistry																													
Ammonia (N)	GCTL	2.8	mg/L	1.4	0.099	0.16	0.63	0.72	0.36	0.56	0.74	1.1	0.24	0.073	2.9	0.19	0.94	0.8	1.2	3.7	1.3	0.59	0.28	5.7	2.4	2.4	0.37	1.9	0.65
Chloride	SDWS	250	mg/L	25	8.9	6.3	14.1	4.1 I	13.6	9.1	7.1	7.5	11.6	4.4 I	12.1	8.1	77.2	68.7	4.5 I	5.7	5.5	6.5	4.4 I	6.1	20.2	23.9	43.3	23	14.3
Nitrate (N)	PDWS	10	mg/L	0.025 U	0.32	0.025 U	0.085	0.025 U	0.044 I	0.025 U	0.025 U	0.031 I	0.025 U	1.9	0.025 U	0.068	0.025 U	0.025 U	0.025 U	0.12 U	0.025 U	0.053	0.2	0.025 U	0.025 U	0.079 J	0.19	0.066	0.025 U
Residues- Filterable (TDS)	SDWS	500	mg/L	319	431	197	451	684	281	237	296	301	193	423	728	602	575	502	110	488	248	269	209	625	242	320	350	355	300
Field Parameter																													
Specific Conductance	NS	NS	umhos/cm	526	581	331	656	918	447	360	503	487	322	682	1170	908	789	822	87	673	315	348	223	781	389	483	523	473	436
Dissolved Oxygen	NS	NS	mg/L	0.33	0.66	0.2	0.21	0.23	0.17	0.13	0.28	0.43	0.35	0.17	0.24	0.24	0.14	0.13	0.18	0.17	0.14	0.12	0.52	0.44	0.12	0.12	0.28	0.15	0.2
Dissolved Oxygen	MPIS	20	% Sat.	2.65	5.3	1.65	1.73	1.89	1.4	1.07	2.31	3.54	2.88	1.4	1.98	1.98	1.12	1.07	1.45	1.37	1.12	0.96	4.18	3.54	0.99	0.96	2.25	1.21	1.61
pH	SDWS	6.5-8.5	SU	6.02	6.49	6.51	6.59	6.65	6.53	6.83	6.77	6.89	6.59	6.71	6.87	6.8	6.47	6.57	5.54	6.19	5.74	6.24	5.71	5.86	6.54	6.44	6.2	6.26	6.41
Temperature, Water	NS	NS	deg C	25.3	26	25.6	26.8	26.6	27.2	27.9	28.8	27.4	27.1	27.5	24.1	25.6	25.2	25.7	26.1	26.4	27.2	26.9	27	26.1	26	27.4	27.8	26.2	25.8
Turbidity	NS	NS	NTU	0.65	2.55	5.32	1.96	2.41	2.95	4.03	10.7	29.7	6.65	1.92	0.78	2	3.14	3.59	15.8	4.3	2.99	7.49	16.1	2.29	2.11	5.93	3.38	2.43	3.52

Notes:
1. PDWS = Primary Drinking Water Standard (62-550 F.A.C.)
2. SDWS = Secondary Drinking Water Standard (62-550 F.A.C.)
3. GCTL = Groundwater Clean-Up Target Level (62-777 F.A.C.)
4. MPIS = Monitoring Plan Implementation Schedule
5. NS = No numeric standard has been set for this analyte.
6. --- = Parameter not analyzed.
7. mg/L = milligrams per liter
8. ug/L = micrograms per liter
9. NTU = nephelometric turbidity units
10. umhos/cm = micromhos per centimeter
11. % Sat = percent saturation
12. Yellow shaded values indicate parameter concentrations exceed primary, secondary drinking water standards, or groundwater cleanup target levels.
13. Degrees C = degrees Celsius
14. U = Analyte concentration was below the laboratory detection limit (value shown).
15. I = Analyte concentration was between the laboratory detection limit and laboratory practical quantitation limit.
16. J = Estimated Value. Matrix spike recovery exceeded QC limits. Batch accepted based on laboratory control sample recovery.

General Chemistry and Field Parameters Exceedances

General chemistry and field parameters with concentrations in excess of or outside of applicable groundwater standards or GCTLs in select wells include:

- Ammonia
- pH
- TDS

These exceedances are discussed below and are listed in Table 4-1.

Ammonia

During the October 2017 sampling event, ammonia concentrations exceeded the Chapter 62-777 F.A.C. GCTL of 2.8 milligrams per liter (mg/L) in monitoring wells GW-13 (2.9 mg/L), GW -18 (3.7 mg/L) and GW-22 (5.7 mg/L).

These detected concentrations are generally consistent with historical concentrations. Ammonia concentrations will continue to be monitored during subsequent monitoring events.

pH

The pH measurements were not within the Chapter 62-550, FAC SDWS range of 6.5-8.5 standard units (SU) at samples collected from several of the monitoring wells. pH was below the range in monitoring wells BGW-1, GW-3, GW-15, GW-17, GW-18, GW-19, GW-20, GW-21, GW-22, GW-24, GW-25, GW-26, and GW-27R. This group of wells includes the background monitoring well BGW-1, indicating low pH is a naturally occurring condition in the surficial aquifer. pH will continue to be monitored during subsequent monitoring events.

TDS

During the October 2017 sampling event, TDS concentrations exceeded the SDWS of 500 mg/L in compliance monitoring wells GW-6 (684 mg/L), GW-13 (728 mg/L), GW-14 (602 mg/L), GW-15 (575 mg/L), GW-16 (502 mg/L), and GW-22 (625 mg/L). These detected concentrations are generally consistent with historical concentrations. TDS concentrations will continue to be monitored during subsequent monitoring events

5 SURFACE WATER QUALITY

Exceedances in surface water quality concentrations of various parameters are defined as concentrations in excess of Chapter 62-701.510(5)(d)&(7)(b), F.A.C. Table 5-1 lists the detections at surface water locations SW-1 and SW-2. Iron was detected above the MCL of 1000 ug/L in SW-1 (2520 ug/L) and SW-2 (5890 ug/L) during the October 2017 groundwater sampling event. The iron concentrations during the October 2017 sampling event were generally consistent with historical data.

The dissolved oxygen concentrations at SW-1 (4.81 mg/L) and SW-2 (2.57 mg/L) was lower than the Surface Water Criteria of greater than 5.0 mg/L. The dissolved oxygen concentration at SW-1 and SW-2 are consistent with historical values. The pH concentration at SW-2 was slightly below its MCL of 6.5-8.5 SU during the second semiannual sampling event. The pH at SW-2 is consistent with historically low pH concentrations in this region. Other concentrations of sampled parameters did not exceed their respective Surface Water Criteria during the October 2017 sampling event.

Appendix A includes the laboratory analytical data and field forms for surface water sampling locations SW-1 and SW-2.

Table 5-1. Summary of Surface Water Quality Analytical Results
(Detected Parameters Only)
Lena Landfill, October 2017

Parameter	MCL	Units	SW-1	SW-2
Volatile Organic Compounds				
Arsenic	50	ug/L	2.3	14.7
Chlorophyll a	NS	ug/L	10.3	2.8 **I**
Chlorophyll a- uncorrected	NS	ug/L	10.1	2.2 **U**
Metals				
Calcium	NS	mg/L	39.5	43.3
Barium	NS	ug/L	13.7	25.1
Iron	1000	ug/L	2520	5890
Magnesium	NS	mg/L	11.9	14.9
Mercury	0.012	ug/L	0.00142	0.00247
Nickel	16.1443	ug/L	2.5 **U**	2.8 **I**
General Chemistry				
Ammonia (N)	NS	mg/L	0.19	0.033 **I**
BOD	NS	mg/L	2.7	5.3
COD	NS	mg/L	66.2	81.1
Carbon- Total Organic	NS	mg/L	19.9	23.4
Hardness- Calculated	NS	mg/L	148	170
Phosphorus- Total	NS	mg/L	0.25	0.14
Nitrate (N)	NS	mg/L	0.23	0.025 **U**
Nitrate-Nitrite (N)	NS	mg/L	0.23	0.033 **U**
Nitrogen- Total	NS	mg/L	1.3	1
Nitrogen- Total Kjeldahl	NS	mg/L	1.1	1
Residues- Filterable (TDS)	NS	mg/L	336	487
Residues- Nonfilterable (TSS)	NS	mg/L	1 **U**	3.7
Field Parameters				
Specific Conductance	1275	umhos/cm	477	763
Dissolved Oxygen	>5.0	mg/L	4.81	2.57
pH	6.5-8.5	Std. Units	6.96	6.46
Temperature, Water	NS	deg C	20.2	20.1
Turbidity	<29	NTU	15.8	11.1

1. Parameter MCL is a Surface Water Criterion (Chapter 62-302 F.A.C.).
2. NS = No numeric standard has been set for this analyte.
3. Turbidity MCL is 29 NTUs over background levels
4. MCL = Maximum Contamination Level.
5. Shaded = Sample result above the MCL.
6. mg/L = milligrams per liter.
7. ug/L = micrograms per liter.
8. umhos/cm = micromhos/centimeter
9. NTU = nephelometric turbidity units.
10. U = Analyte concentration was below the laboratory detection limit (value shown).
11. I = Analyte concentration was between the laboratory detection limit and laboratory practical quantitation limit.

6 SUMMARY

Groundwater flow assessment shows that the groundwater in the in the shallow surificial aquifer radiates primarily to the north-northwest. The groundwater flow direction is consistent with historical data.

Due to laboratory error, thallium is missing from the October 2017 sampling event anayalsis and will be monitored in the subsequent sampling event.

The analytical results from the sampling event showed the following exceedances:

- Arsenic in groundwater was detected above the FDEP PDWS of 10 ug/L at monitoring well GW-10 (10.7 ug/L) and GW-27R (16.3 ug/L) during the October 2017 sampling event. Arsenic at GW-27R exhibited concentrations elevated above historical values. With the exception of GW-27R, arsenic concentrations at GW-10 are generally consistent with historical data.

- Iron in groundwater was detected above the FDEP SDWS of 300 ug/L in most monitoring wells during the October 2017 groundwater sampling event. The iron concentrations during the Ocotber 2017 sampling event were generally consistent with historical data.

- Ammonia, pH, and TDS were detected at concentrations in excess of the regulatory criteria in groundwater. pH was below the range of 6.5-8.5 at about half of the monitoring locations, indicating low pH is a natural condition of the surficial aquifer.

- Iron was detected above the MCL of 1000 ug/L in both surface water samples during the October 2017 sampling event. These concentrations are consistent with historical data.

- The dissolved oxygen concentrations at SW-1 and SW-2 were lower than the Surface Water Criteria of greater than 5.0 mg/L during the October 2017 sampling event. These detections were consistent with historical data.

- Field pH was slightly below the Surface Water Crtitera of 6.5-8.5 SU during the second semiannual sampling event at SW-2. Low field pH is consistent with historical data at SW-2.

APPENDIX A

LABORATORY ANALYTICAL RESULTS AND FIELD FORMS

Pace Analytical Services, LLC
8 East Tower Circle
Ormond Beach, FL 32174
(386)672-5668

March 15, 2018

Anthony Detweiler
Manatee County Solid Waste
3333 Lena Road
Bradenton, FL 34211

RE: Project: Lena Rd Landfill
Pace Project No.: 35344625

Dear Anthony Detweiler:
Enclosed are the analytical results for sample(s) received by the laboratory between October 27, 2017 and November 29, 2017. The results relate only to the samples included in this report. Results reported herein conform to the most current, applicable TNI/NELAC standards and the laboratory's Quality Assurance Manual, where applicable, unless otherwise noted in the body of the report.

Some analyses have been subcontracted outside of the Pace Network. The subcontracted laboratory report has been attached.

This is a revised report correcting the unionized ammonia result. - 12/27/17

If you have any questions concerning this report, please feel free to contact me.

Sincerely,

Cameron Meynardie
cameron.meynardie@pacelabs.com
(813)881-9401
Project Manager

Enclosures

cc: Bob Bennett, Manatee County
Ken Guilbeault, SCS Engineers
Bryan White, Manatee County Solid Waste

REPORT OF LABORATORY ANALYSIS

This report shall not be reproduced, except in full,
without the written consent of Pace Analytical Services, LLC.

Pace Analytical Services, LLC
8 East Tower Circle
Ormond Beach, FL 32174
(386)672-5668

CERTIFICATIONS

Project: Lena Rd Landfill
Pace Project No.: 35344625

Ormond Beach Certification IDs

8 East Tower Circle, Ormond Beach, FL 32174
Alabama Certification #: 41320
Connecticut Certification #: PH-0216
Delaware Certification: FL NELAC Reciprocity
Florida Certification #: E83079
Georgia Certification #: 955
Guam Certification: FL NELAC Reciprocity
Hawaii Certification: FL NELAC Reciprocity
Illinois Certification #: 200068
Indiana Certification: FL NELAC Reciprocity
Kansas Certification #: E-10383
Louisiana Certification #: FL NELAC Reciprocity
Louisiana Environmental Certificate #: 05007
Maryland Certification: #346
Michigan Certification #: 9911
Mississippi Certification: FL NELAC Reciprocity
Missouri Certification #: 236
Montana Certification #: Cert 0074
Nebraska Certification: NE-OS-28-14
Nevada Certification: FL NELAC Reciprocity
New Jersey Certification #: FL022
New York Certification #: 11608
North Carolina Environmental Certificate #: 667
North Carolina Certification #: 12710
Oklahoma Certification #: D9947
Pennsylvania Certification #: 68-00547
Puerto Rico Certification #: FL01264
South Carolina Certification: #96042001
Tennessee Certification #: TN02974
Texas Certification: FL NELAC Reciprocity
US Virgin Islands Certification: FL NELAC Reciprocity
Virginia Environmental Certification #: 460165
Wyoming Certification: FL NELAC Reciprocity
West Virginia Certification #: 9962C
Wisconsin Certification #: 399079670
Wyoming (EPA Region 8): FL NELAC Reciprocity

Tampa Certification IDs

110 South Bayview Blvd., Tampa, FL 34677
Florida Certification #:E84129
Alabama Certification #: 41560
Georgia Certification #: 949
Georgia Certification #: #949
Maine DHHS/CDC FL00237
Maine Certification #: 2015035
New Hampshire Certification #: 2955

Charlotte Certification IDs

9800 Kincey Ave. Ste 100, Huntersville, NC 28078
Louisiana/NELAP Certification # LA170028
North Carolina Drinking Water Certification #: 37706
North Carolina Field Services Certification #: 5342
North Carolina Wastewater Certification #: 12
South Carolina Certification #: 99006001
Florida/NELAP Certification #: E87627
Kentucky UST Certification #: 84
Virginia/VELAP Certification #: 460221

This report shall not be reproduced, except in full,
without the written consent of Pace Analytical Services, LLC.

Pace Analytical Services, LLC
8 East Tower Circle
Ormond Beach, FL 32174
(386)672-5668

SAMPLE SUMMARY

Project: Lena Rd Landfill
Pace Project No.: 35344625

Lab ID	Sample ID	Matrix	Date Collected	Date Received
35344625001	**GW-3**	Water	10/27/17 08:31	10/27/17 16:30
35344625002	**GW-4**	Water	10/27/17 09:07	10/27/17 16:30
35344625003	**GW-5**	Water	10/27/17 09:42	10/27/17 16:30
35344625004	**GW-6**	Water	10/27/17 10:33	10/27/17 16:30
35344625005	**GW-7**	Water	10/27/17 11:09	10/27/17 16:30
35344625006	**GW-8**	Water	10/27/17 11:42	10/27/17 16:30
35344625007	**GW-9**	Water	10/27/17 12:23	10/27/17 16:30
35344625008	**GW-10**	Water	10/27/17 13:10	10/27/17 16:30
35344625009	**GW-11**	Water	10/27/17 14:09	10/27/17 16:30
35344625010	**GW-11 DUP**	Water	10/27/17 14:09	10/27/17 16:30
35344625011	**GW-12**	Water	10/27/17 15:03	10/27/17 16:30
35344625012	**EQ Blank 102717**	Water	10/27/17 14:40	10/27/17 16:30
35344625013	**Trip Blank 102717**	Water	10/27/17 08:31	10/27/17 16:30
35344869001	**GW-13**	Water	10/30/17 07:39	10/30/17 22:25
35344869002	**GW-14**	Water	10/30/17 08:20	10/30/17 22:25
35344869003	**BGW-1**	Water	10/30/17 09:05	10/30/17 22:25
35344869004	**BGW-1 DUP**	Water	10/30/17 09:05	10/30/17 22:25
35344869005	**GW-15**	Water	10/30/17 09:48	10/30/17 22:25
35344869006	**GW-16**	Water	10/30/17 10:23	10/30/17 22:25
35344869007	**GW-17**	Water	10/30/17 10:59	10/30/17 22:25
35344869008	**GW-18**	Water	10/30/17 11:39	10/30/17 22:25
35344869009	**GW-19**	Water	10/30/17 12:13	10/30/17 22:25
35344869010	**GW-20**	Water	10/30/17 12:49	10/30/17 22:25
35344869011	**GW-21**	Water	10/30/17 13:22	10/30/17 22:25
35344869012	**GW-22**	Water	10/30/17 13:58	10/30/17 22:25
35344869013	**GW-23**	Water	10/30/17 14:34	10/30/17 22:25
35344869014	**GW-24**	Water	10/30/17 15:08	10/30/17 22:25
35344869015	**GW-25**	Water	10/30/17 10:43	10/30/17 22:25
35344869016	**GW-26**	Water	10/30/17 16:26	10/30/17 22:25
35344869017	**GW-27R**	Water	10/30/17 17:13	10/30/17 22:25
35344869018	**EQ Blank 103017**	Water	10/30/17 16:45	10/30/17 22:25
35345091001	**SW-1**	Water	10/31/17 14:15	10/31/17 16:25
35345091002	**SW-2**	Water	10/31/17 13:00	10/31/17 16:25
35345091003	**SW-2 Dup**	Water	10/31/17 14:15	10/31/17 16:25
35345091004	**Field Blank 103117**	Water	10/31/17 13:40	10/31/17 16:25
35345091005	**Trip Blank 1 103117**	Water	10/31/17 14:15	10/31/17 16:25
35345091006	**Trip Blank 2 103117**	Water	10/31/17 13:00	10/31/17 16:25

This report shall not be reproduced, except in full,
without the written consent of Pace Analytical Services, LLC.

Pace Analytical Services, LLC
8 East Tower Circle
Ormond Beach, FL 32174
(386)672-5668

SAMPLE SUMMARY

Project: Lena Rd Landfill
Pace Project No.: 35344625

Lab ID	Sample ID	Matrix	Date Collected	Date Received
35345091007	**SW-2 LL Hg Blank**	Water	10/31/17 12:55	10/31/17 16:25
35345091008	**SW-1 LL Hg Blank**	Water	10/31/17 14:00	10/31/17 16:25
35345091009	**EQ Blank LL Hg Blank**	Water	10/31/17 13:40	10/31/17 16:25
35345091010	**SW-2 Dup LL Hg Blank**	Water	10/31/17 14:00	10/31/17 16:25
35350726001	**SW-1**	Water	11/29/17 12:30	11/29/17 13:45
35350726002	**SW-2**	Water	11/29/17 12:00	11/29/17 13:45
35350726003	**SW-1 DUP**	Water	11/29/17 12:30	11/29/17 13:45
35350726004	**Field Blank 112917**	Water	11/29/17 12:15	11/29/17 13:45
35350726005	**Trip Blank 112917**	Water	11/29/17 12:00	11/29/17 13:45

This report shall not be reproduced, except in full,
without the written consent of Pace Analytical Services, LLC.

Pace Analytical Services, LLC
8 East Tower Circle
Ormond Beach, FL 32174
(386)672-5668

SAMPLE ANALYTE COUNT

Project: Lena Rd Landfill
Pace Project No.: 35344625

Lab ID	Sample ID	Method	Analysts	Analytes Reported	Laboratory
35344625001	**GW-3**	EPA 8011	SMH	2	PASI-O
		EPA 6010	BTS	12	PASI-O
		EPA 6020	CRT	5	PASI-O
		EPA 7470	MLO	1	PASI-O
		EPA 8260	GAW	36	PASI-C
		SM 2540C	LF	1	PASI-Tp
		EPA 300.0	CMD	1	PASI-O
		EPA 350.1	CLL	1	PASI-O
		EPA 353.2	KEK	1	PASI-O
35344625002	**GW-4**	EPA 8011	SMH	2	PASI-O
		EPA 6010	BTS	12	PASI-O
		EPA 6020	CRT	5	PASI-O
		EPA 7470	MLO	1	PASI-O
		EPA 8260	GAW	36	PASI-C
		SM 2540C	LF	1	PASI-Tp
		EPA 300.0	CMD	1	PASI-O
		EPA 350.1	CLL	1	PASI-O
		EPA 353.2	KEK	1	PASI-O
35344625003	**GW-5**	EPA 8011	SMH	2	PASI-O
		EPA 6010	BTS	12	PASI-O
		EPA 6020	CRT	5	PASI-O
		EPA 7470	MLO	1	PASI-O
		EPA 8260	GAW	36	PASI-C
		SM 2540C	LF	1	PASI-Tp
		EPA 300.0	CMD	1	PASI-O
		EPA 350.1	CLL	1	PASI-O
		EPA 353.2	KEK	1	PASI-O
35344625004	**GW-6**	EPA 8011	SMH	2	PASI-O
		EPA 6010	BTS	12	PASI-O
		EPA 6020	CRT	5	PASI-O
		EPA 7470	MLO	1	PASI-O
		EPA 8260	GAW	36	PASI-C
		SM 2540C	LF	1	PASI-Tp
		EPA 300.0	CMD	1	PASI-O
		EPA 350.1	CLL	1	PASI-O
		EPA 353.2	KEK	1	PASI-O
35344625005	**GW-7**	EPA 8011	SMH	2	PASI-O

This report shall not be reproduced, except in full,
without the written consent of Pace Analytical Services, LLC.

Pace Analytical Services, LLC
8 East Tower Circle
Ormond Beach, FL 32174
(386)672-5668

SAMPLE ANALYTE COUNT

Project: Lena Rd Landfill
Pace Project No.: 35344625

Lab ID	Sample ID	Method	Analysts	Analytes Reported	Laboratory
		EPA 6010	BTS	12	PASI-O
		EPA 6020	CRT	5	PASI-O
		EPA 7470	MLO	1	PASI-O
		EPA 8260	GAW	36	PASI-C
		SM 2540C	LF	1	PASI-Tp
		EPA 300.0	CMD	1	PASI-O
		EPA 350.1	CLL	1	PASI-O
		EPA 353.2	KEK	1	PASI-O
35344625006	**GW-8**	EPA 8011	SMH	2	PASI-O
		EPA 6010	BTS	12	PASI-O
		EPA 6020	CRT	5	PASI-O
		EPA 7470	MLO	1	PASI-O
		EPA 8260	GAW	36	PASI-C
		SM 2540C	LF	1	PASI-Tp
		EPA 300.0	CMD	1	PASI-O
		EPA 350.1	CLL	1	PASI-O
		EPA 353.2	KEK	1	PASI-O
35344625007	**GW-9**	EPA 8011	SMH	2	PASI-O
		EPA 6010	BTS	12	PASI-O
		EPA 6020	CRT	5	PASI-O
		EPA 7470	MLO	1	PASI-O
		EPA 8260	GAW	36	PASI-C
		SM 2540C	LF	1	PASI-Tp
		EPA 300.0	CMD	1	PASI-O
		EPA 350.1	CLL	1	PASI-O
		EPA 353.2	KEK	1	PASI-O
35344625008	**GW-10**	EPA 8011	SMH	2	PASI-O
		EPA 6010	BTS	12	PASI-O
		EPA 6020	CRT	5	PASI-O
		EPA 7470	MLO	1	PASI-O
		EPA 8260	GAW	36	PASI-C
		SM 2540C	LF	1	PASI-Tp
		EPA 300.0	CMD	1	PASI-O
		EPA 350.1	CLL	1	PASI-O
		EPA 353.2	KEK	1	PASI-O
35344625009	**GW-11**	EPA 8011	SMH	2	PASI-O
		EPA 6010	BTS	12	PASI-O

This report shall not be reproduced, except in full,
without the written consent of Pace Analytical Services, LLC.

Pace Analytical Services, LLC
8 East Tower Circle
Ormond Beach, FL 32174
(386)672-5668

SAMPLE ANALYTE COUNT

Project: Lena Rd Landfill
Pace Project No.: 35344625

Lab ID	Sample ID	Method	Analysts	Analytes Reported	Laboratory
		EPA 6020	CRT	5	PASI-O
		EPA 7470	MLO	1	PASI-O
		EPA 8260	GAW	36	PASI-C
		SM 2540C	LF	1	PASI-Tp
		EPA 300.0	CMD	1	PASI-O
		EPA 350.1	CLL	1	PASI-O
		EPA 353.2	KEK	1	PASI-O
35344625010	**GW-11 DUP**	EPA 8011	SMH	2	PASI-O
		EPA 6010	BTS	12	PASI-O
		EPA 6020	CRT	5	PASI-O
		EPA 7470	MLO	1	PASI-O
		EPA 8260	GAW	36	PASI-C
		SM 2540C	LF	1	PASI-Tp
		EPA 300.0	CMD	1	PASI-O
		EPA 350.1	CLL	1	PASI-O
		EPA 353.2	KEK	1	PASI-O
35344625011	**GW-12**	EPA 8011	SMH	2	PASI-O
		EPA 6010	BTS	12	PASI-O
		EPA 6020	CRT	5	PASI-O
		EPA 7470	MLO	1	PASI-O
		EPA 8260	GAW	36	PASI-C
		SM 2540C	LF	1	PASI-Tp
		EPA 300.0	CMD	1	PASI-O
		EPA 350.1	CLL	1	PASI-O
		EPA 353.2	KEK	1	PASI-O
35344625012	**EQ Blank 102717**	EPA 8011	SMH	2	PASI-O
		EPA 6010	BTS	12	PASI-O
		EPA 6020	CRT	5	PASI-O
		EPA 7470	MLO	1	PASI-O
		EPA 8260	GAW	36	PASI-C
		SM 2540C	LF	1	PASI-Tp
		EPA 300.0	CMD	1	PASI-O
		EPA 350.1	CLL	1	PASI-O
		EPA 353.2	KEK	1	PASI-O
35344625013	**Trip Blank 102717**	EPA 8011	SMH	2	PASI-O
35344869001	**GW-13**	EPA 8011	SMH	2	PASI-O
		EPA 6010	BTS, MMT	17	PASI-O

This report shall not be reproduced, except in full,
without the written consent of Pace Analytical Services, LLC.

Pace Analytical Services, LLC
8 East Tower Circle
Ormond Beach, FL 32174
(386)672-5668

SAMPLE ANALYTE COUNT

Project: Lena Rd Landfill
Pace Project No.: 35344625

Lab ID	Sample ID	Method	Analysts	Analytes Reported	Laboratory
		EPA 7470	MLO	1	PASI-O
		EPA 8260	GAW	49	PASI-C
		SM 2540C	LV1	1	PASI-O
		EPA 300.0	KEK	1	PASI-O
		EPA 350.1	CLL	1	PASI-O
		EPA 353.2	JAM	1	PASI-O
35344869002	**GW-14**	EPA 8011	SMH	2	PASI-O
		EPA 6010	BTS, MMT	17	PASI-O
		EPA 7470	MLO	1	PASI-O
		EPA 8260	GAW	49	PASI-C
		SM 2540C	LV1	1	PASI-O
		EPA 300.0	KEK	1	PASI-O
		EPA 350.1	CLL	1	PASI-O
		EPA 353.2	JAM	1	PASI-O
35344869003	**BGW-1**	EPA 8011	SMH	2	PASI-O
		EPA 6010	BTS, MMT	17	PASI-O
		EPA 7470	MLO	1	PASI-O
		EPA 8260	GAW	49	PASI-C
		SM 2540C	LV1	1	PASI-O
		EPA 300.0	KEK	1	PASI-O
		EPA 350.1	CLL	1	PASI-O
		EPA 353.2	JAM	1	PASI-O
35344869004	**BGW-1 DUP**	EPA 8011	SMH	2	PASI-O
		EPA 6010	BTS, MMT	17	PASI-O
		EPA 7470	MLO	1	PASI-O
		EPA 8260	GAW	49	PASI-C
		SM 2540C	LV1	1	PASI-O
		EPA 300.0	KEK	1	PASI-O
		EPA 350.1	CLL	1	PASI-O
		EPA 353.2	JAM	1	PASI-O
35344869005	**GW-15**	EPA 8011	SMH	2	PASI-O
		EPA 6010	BTS, MMT	17	PASI-O
		EPA 7470	MLO	1	PASI-O
		EPA 8260	GAW	49	PASI-C
		SM 2540C	LV1	1	PASI-O
		EPA 300.0	KEK	1	PASI-O
		EPA 350.1	CLL	1	PASI-O

This report shall not be reproduced, except in full,
without the written consent of Pace Analytical Services, LLC.

Pace Analytical Services, LLC
8 East Tower Circle
Ormond Beach, FL 32174
(386)672-5668

SAMPLE ANALYTE COUNT

Project: Lena Rd Landfill
Pace Project No.: 35344625

Lab ID	Sample ID	Method	Analysts	Analytes Reported	Laboratory
		EPA 353.2	JAM	1	PASI-O
35344869006	**GW-16**	EPA 8011	SMH	2	PASI-O
		EPA 6010	BTS, MMT	17	PASI-O
		EPA 7470	MLO	1	PASI-O
		EPA 8260	GAW	49	PASI-C
		SM 2540C	LV1	1	PASI-O
		EPA 300.0	KEK	1	PASI-O
		EPA 350.1	CLL	1	PASI-O
		EPA 353.2	JAM	1	PASI-O
35344869007	**GW-17**	EPA 8011	SMH	2	PASI-O
		EPA 6010	BTS, MMT	17	PASI-O
		EPA 7470	MLO	1	PASI-O
		EPA 8260	GAW	49	PASI-C
		SM 2540C	LV1	1	PASI-O
		EPA 300.0	KEK	1	PASI-O
		EPA 350.1	CLL	1	PASI-O
		EPA 353.2	JAM	1	PASI-O
35344869008	**GW-18**	EPA 8011	SMH	2	PASI-O
		EPA 6010	BTS, MMT	17	PASI-O
		EPA 7470	MLO	1	PASI-O
		EPA 8260	GAW	49	PASI-C
		SM 2540C	LV1	1	PASI-O
		EPA 300.0	KEK	1	PASI-O
		EPA 350.1	CLL	1	PASI-O
		EPA 353.2	JAM	1	PASI-O
35344869009	**GW-19**	EPA 8011	SMH	2	PASI-O
		EPA 6010	BTS, MMT	17	PASI-O
		EPA 7470	MLO	1	PASI-O
		EPA 8260	GAW	49	PASI-C
		SM 2540C	LV1	1	PASI-O
		EPA 300.0	KEK	1	PASI-O
		EPA 350.1	CLL	1	PASI-O
		EPA 353.2	JAM	1	PASI-O
35344869010	**GW-20**	EPA 8011	SMH	2	PASI-O
		EPA 6010	BTS, MMT	17	PASI-O
		EPA 7470	MLO	1	PASI-O
		EPA 8260	GAW	49	PASI-C

This report shall not be reproduced, except in full,
without the written consent of Pace Analytical Services, LLC.

Pace Analytical Services, LLC
8 East Tower Circle
Ormond Beach, FL 32174
(386)672-5668

SAMPLE ANALYTE COUNT

Project: Lena Rd Landfill
Pace Project No.: 35344625

Lab ID	Sample ID	Method	Analysts	Analytes Reported	Laboratory
		SM 2540C	LV1	1	PASI-O
		EPA 300.0	KEK	1	PASI-O
		EPA 350.1	CLL	1	PASI-O
		EPA 353.2	JAM	1	PASI-O
35344869011	**GW-21**	EPA 8011	SMH	2	PASI-O
		EPA 6010	BTS, MMT	17	PASI-O
		EPA 7470	MLO	1	PASI-O
		EPA 8260	GAW	49	PASI-C
		SM 2540C	LV1	1	PASI-O
		EPA 300.0	KEK	1	PASI-O
		EPA 350.1	CLL	1	PASI-O
		EPA 353.2	JAM	1	PASI-O
35344869012	**GW-22**	EPA 8011	SMH	2	PASI-O
		EPA 6010	BTS, MMT	17	PASI-O
		EPA 7470	MLO	1	PASI-O
		EPA 8260	GAW	49	PASI-C
		SM 2540C	LV1	1	PASI-O
		EPA 300.0	KEK	1	PASI-O
		EPA 350.1	CLL	1	PASI-O
		EPA 353.2	JAM	1	PASI-O
35344869013	**GW-23**	EPA 8011	SMH	2	PASI-O
		EPA 6010	BTS	16	PASI-O
		EPA 7470	MLO	1	PASI-O
		EPA 8260	GAW	49	PASI-C
		SM 2540C	LV1	1	PASI-O
		EPA 300.0	KEK	1	PASI-O
		EPA 350.1	CLL	1	PASI-O
		EPA 353.2	JAM	1	PASI-O
35344869014	**GW-24**	EPA 8011	SMH	2	PASI-O
		EPA 6010	BTS	16	PASI-O
		EPA 7470	MLO	1	PASI-O
		EPA 8260	GAW	49	PASI-C
		SM 2540C	LV1	1	PASI-O
		EPA 300.0	KEK	1	PASI-O
		EPA 350.1	CLL	1	PASI-O
		EPA 353.2	JAM	1	PASI-O
35344869015	**GW-25**	EPA 8011	SMH	2	PASI-O

This report shall not be reproduced, except in full,
without the written consent of Pace Analytical Services, LLC.

Pace Analytical Services, LLC
8 East Tower Circle
Ormond Beach, FL 32174
(386)672-5668

SAMPLE ANALYTE COUNT

Project: Lena Rd Landfill
Pace Project No.: 35344625

Lab ID	Sample ID	Method	Analysts	Analytes Reported	Laboratory
		EPA 6010	BTS	16	PASI-O
		EPA 7470	MLO	1	PASI-O
		EPA 8260	GAW	49	PASI-C
		SM 2540C	LV1	1	PASI-O
		EPA 300.0	KEK	1	PASI-O
		EPA 350.1	CLL	1	PASI-O
		EPA 353.2	JAM	1	PASI-O
35344869016	**GW-26**	EPA 8011	SMH	2	PASI-O
		EPA 6010	BTS	16	PASI-O
		EPA 7470	MLO	1	PASI-O
		EPA 8260	GAW	49	PASI-C
		SM 2540C	LV1	1	PASI-O
		EPA 300.0	KEK	1	PASI-O
		EPA 350.1	CLL	1	PASI-O
		EPA 353.2	JAM	1	PASI-O
35344869017	**GW-27R**	EPA 8011	SMH	2	PASI-O
		EPA 6010	BTS	16	PASI-O
		EPA 7470	MLO	1	PASI-O
		EPA 8260	GAW	49	PASI-C
		SM 2540C	LV1	1	PASI-O
		EPA 300.0	KEK	1	PASI-O
		EPA 350.1	CLL	1	PASI-O
		EPA 353.2	JAM	1	PASI-O
35344869018	**EQ Blank 103017**	EPA 8011	SMH	2	PASI-O
		EPA 6010	BTS	12	PASI-O
		EPA 7470	MLO	1	PASI-O
		EPA 8260	GAW	49	PASI-C
		SM 2540C	LV1	1	PASI-O
		EPA 300.0	KEK	1	PASI-O
		EPA 350.1	CLL	1	PASI-O
		EPA 353.2	JAM	1	PASI-O
35345091001	**SW-1**	EPA 8011	SMH	2	PASI-O
		EPA 6010	BTS	13	PASI-O
		EPA 6020	CRT	6	PASI-O
		EPA 8260	GAW	48	PASI-C
		EPA 1631E	NMT	1	PASI-Tp
		SM 2540C	LV1	1	PASI-O

This report shall not be reproduced, except in full,
without the written consent of Pace Analytical Services, LLC.

Pace Analytical Services, LLC
8 East Tower Circle
Ormond Beach, FL 32174
(386)672-5668

SAMPLE ANALYTE COUNT

Project: Lena Rd Landfill
Pace Project No.: 35344625

Lab ID	Sample ID	Method	Analysts	Analytes Reported	Laboratory
		SM 2540D	MAJ	1	PASI-O
		SM 5210B	AGS	1	PASI-O
		SM10200	JDW	5	PASI-O
		TKN+NOx Calculation	TLK	1	PASI-O
		EPA 350.1	CLL	1	PASI-O
		EPA 351.2	JDW	1	PASI-O
		EPA 353.2	JWH	2	PASI-O
		EPA 365.4	JDW	1	PASI-O
		EPA 410.4	TDH	1	PASI-O
		SM 5310B	JMD	1	PASI-O
		FLDEP SOP 10/03/83	CLL	1	PASI-O
35345091002	**SW-2**	EPA 8011	SMH	2	PASI-O
		EPA 6010	BTS	13	PASI-O
		EPA 6020	CRT	6	PASI-O
		EPA 8260	GAW	48	PASI-C
		EPA 1631E	NMT	1	PASI-Tp
		SM 2540C	LV1	1	PASI-O
		SM 2540D	MAJ	1	PASI-O
		SM 5210B	AGS	1	PASI-O
		SM10200	JDW	5	PASI-O
		TKN+NOx Calculation	TLK	1	PASI-O
		EPA 350.1	CLL	1	PASI-O
		EPA 351.2	JDW	1	PASI-O
		EPA 353.2	JWH	2	PASI-O
		EPA 365.4	JDW	1	PASI-O
		EPA 410.4	TDH	1	PASI-O
		SM 5310B	JMD	1	PASI-O
		FLDEP SOP 10/03/83	CLL	1	PASI-O
35345091003	**SW-2 Dup**	EPA 8011	SMH	2	PASI-O
		EPA 6010	BTS	13	PASI-O
		EPA 6020	CRT	6	PASI-O
		EPA 8260	SWB	48	PASI-C
		EPA 1631E	NMT	1	PASI-Tp
		SM 2540C	LV1	1	PASI-O
		SM 2540D	MAJ	1	PASI-O
		SM 5210B	AGS	1	PASI-O
		SM10200	JDW	5	PASI-O

This report shall not be reproduced, except in full,
without the written consent of Pace Analytical Services, LLC.

Pace Analytical Services, LLC
8 East Tower Circle
Ormond Beach, FL 32174
(386)672-5668

SAMPLE ANALYTE COUNT

Project: Lena Rd Landfill
Pace Project No.: 35344625

Lab ID	Sample ID	Method	Analysts	Analytes Reported	Laboratory
		TKN+NOx Calculation	TLK	1	PASI-O
		EPA 350.1	CLL	1	PASI-O
		EPA 351.2	JDW	1	PASI-O
		EPA 353.2	JWH	2	PASI-O
		EPA 365.4	JDW	1	PASI-O
		EPA 410.4	TDH	1	PASI-O
		SM 5310B	JMD	1	PASI-O
		FLDEP SOP 10/03/83	CLL	1	PASI-O
35345091004	**Field Blank 103117**	EPA 8011	SMH	2	PASI-O
		EPA 6010	BTS	13	PASI-O
		EPA 6020	CRT	6	PASI-O
		EPA 8260	GAW	63	PASI-C
		EPA 1631E	NMT	1	PASI-Tp
		SM 2540C	LV1	1	PASI-O
		SM 2540D	MAJ	1	PASI-O
		SM 5210B	AGS	1	PASI-O
		SM10200	JDW	5	PASI-O
		TKN+NOx Calculation	TLK	1	PASI-O
		EPA 350.1	CLL	1	PASI-O
		EPA 351.2	JDW	1	PASI-O
		EPA 353.2	JWH	2	PASI-O
		EPA 365.4	JDW	1	PASI-O
		EPA 410.4	TDH	1	PASI-O
		SM 5310B	JMD	1	PASI-O
		FLDEP SOP 10/03/83	CLL	1	PASI-O
35345091005	**Trip Blank 1 103117**	EPA 8011	SMH	2	PASI-O
35345091006	**Trip Blank 2 103117**	EPA 8011	SMH	2	PASI-O
35345091007	**SW-2 LL Hg Blank**	EPA 1631E	NMT	1	PASI-Tp
35345091008	**SW-1 LL Hg Blank**	EPA 1631E	NMT	1	PASI-Tp
35345091009	**EQ Blank LL Hg Blank**	EPA 1631E	NMT	1	PASI-Tp
35345091010	**SW-2 Dup LL Hg Blank**	EPA 1631E	NMT	1	PASI-Tp
35350726001	**SW-1**	EPA 8011	SMH	2	PASI-O
35350726002	**SW-2**	EPA 8011	SMH	2	PASI-O
35350726003	**SW-1 DUP**	EPA 8011	SMH	2	PASI-O
35350726004	**Field Blank 112917**	EPA 8011	SMH	2	PASI-O
35350726005	**Trip Blank 112917**	EPA 8011	SMH	2	PASI-O

This report shall not be reproduced, except in full,
without the written consent of Pace Analytical Services, LLC.

Pace Analytical Services, LLC
8 East Tower Circle
Ormond Beach, FL 32174
(386)672-5668

ANALYTICAL RESULTS

Project: Lena Rd Landfill
Pace Project No.: 35344625

Sample: GW-3 **Lab ID: 35344625001** Collected: 10/27/17 08:31 Received: 10/27/17 16:30 Matrix: Water

Parameters	Results	Units	PQL	MDL	DF	Prepared	Analyzed	CAS No.	Qual
Field Data	Analytical Method:								
Field pH	**6.49**	Std. Units			1		10/27/17 08:31		
Field Temperature	**26.0**	deg C			1		10/27/17 08:31		
Field Specific Conductance	**581**	umhos/cm			1		10/27/17 08:31		
Oxygen, Dissolved	**0.66**	mg/L			1		10/27/17 08:31	7782-44-7	
Turbidity	**2.55**	NTU			1		10/27/17 08:31		
8011 GCS EDB and DBCP	Analytical Method: EPA 8011 Preparation Method: EPA 8011								
1,2-Dibromo-3-chloropropane	**0.0063 U**	ug/L	0.020	0.0063	1	10/30/17 18:30	11/01/17 00:16	96-12-8	
1,2-Dibromoethane (EDB)	**0.0073 U**	ug/L	0.0098	0.0073	1	10/30/17 18:30	11/01/17 00:16	106-93-4	
6010 MET ICP	Analytical Method: EPA 6010 Preparation Method: EPA 3010								
Barium	**13.4**	ug/L	10.0	5.0	1	10/29/17 18:25	11/01/17 21:45	7440-39-3	
Beryllium	**0.50 U**	ug/L	1.0	0.50	1	10/29/17 18:25	11/01/17 21:45	7440-41-7	
Cadmium	**0.50 U**	ug/L	1.0	0.50	1	10/29/17 18:25	11/01/17 21:45	7440-43-9	
Chromium	**2.5 U**	ug/L	5.0	2.5	1	10/29/17 18:25	11/01/17 21:45	7440-47-3	
Cobalt	**5.0 U**	ug/L	10.0	5.0	1	10/29/17 18:25	11/01/17 21:45	7440-48-4	
Copper	**2.5 U**	ug/L	5.0	2.5	1	10/29/17 18:25	11/01/17 21:45	7440-50-8	
Iron	**375**	ug/L	40.0	20.0	1	10/29/17 18:25	11/01/17 21:45	7439-89-6	
Nickel	**2.7 I**	ug/L	5.0	2.5	1	10/29/17 18:25	11/01/17 21:45	7440-02-0	
Silver	**2.5 U**	ug/L	5.0	2.5	1	10/29/17 18:25	11/01/17 21:45	7440-22-4	
Sodium	**8.4**	mg/L	1.0	0.50	1	10/29/17 18:25	11/01/17 21:45	7440-23-5	
Vanadium	**8.2 I**	ug/L	10.0	5.0	1	10/29/17 18:25	11/01/17 21:45	7440-62-2	
Zinc	**10.0 U**	ug/L	20.0	10.0	1	10/29/17 18:25	11/01/17 21:45	7440-66-6	
6020 MET ICPMS	Analytical Method: EPA 6020 Preparation Method: EPA 3010								
Antimony	**0.65 I**	ug/L	1.0	0.50	1	10/29/17 18:23	10/30/17 17:19	7440-36-0	
Arsenic	**1.9**	ug/L	1.0	0.50	1	10/29/17 18:23	10/30/17 17:19	7440-38-2	
Lead	**0.50 U**	ug/L	1.0	0.50	1	10/29/17 18:23	10/30/17 17:19	7439-92-1	
Selenium	**2.3**	ug/L	1.0	0.50	1	10/29/17 18:23	10/30/17 17:19	7782-49-2	
Thallium	**0.50 U**	ug/L	1.0	0.50	1	10/29/17 18:23	10/30/17 17:19	7440-28-0	
7470 Mercury	Analytical Method: EPA 7470 Preparation Method: EPA 7470								
Mercury	**0.10 U**	ug/L	0.20	0.10	1	11/01/17 10:11	11/03/17 09:48	7439-97-6	
8260 MSV Low Level	Analytical Method: EPA 8260								
Acrolein	**1.6 U**	ug/L	10.0	1.6	1		11/07/17 22:19	107-02-8	
Acrylonitrile	**1.9 U**	ug/L	10.0	1.9	1		11/07/17 22:19	107-13-1	
Benzene	**0.25 U**	ug/L	1.0	0.25	1		11/07/17 22:19	71-43-2	
Bromodichloromethane	**0.18 U**	ug/L	1.0	0.18	1		11/07/17 22:19	75-27-4	
Bromoform	**0.26 U**	ug/L	1.0	0.26	1		11/07/17 22:19	75-25-2	
Bromomethane	**0.29 U**	ug/L	2.0	0.29	1		11/07/17 22:19	74-83-9	J(L1)
Carbon tetrachloride	**0.25 U**	ug/L	1.0	0.25	1		11/07/17 22:19	56-23-5	
Chlorobenzene	**0.23 U**	ug/L	1.0	0.23	1		11/07/17 22:19	108-90-7	
Chloroethane	**0.54 U**	ug/L	1.0	0.54	1		11/07/17 22:19	75-00-3	
2-Chloroethylvinyl ether	**0.34 U**	ug/L	10.0	0.34	1		11/07/17 22:19	110-75-8	c2

This report shall not be reproduced, except in full,
without the written consent of Pace Analytical Services, LLC.

Pace Analytical Services, LLC
8 East Tower Circle
Ormond Beach, FL 32174
(386)672-5668

ANALYTICAL RESULTS

Project: Lena Rd Landfill
Pace Project No.: 35344625

Sample: GW-3 **Lab ID: 35344625001** Collected: 10/27/17 08:31 Received: 10/27/17 16:30 Matrix: Water

Parameters	Results	Units	PQL	MDL	DF	Prepared	Analyzed	CAS No.	Qual
8260 MSV Low Level	Analytical Method: EPA 8260								
Chloroform	**0.14 U**	ug/L	1.0	0.14	1		11/07/17 22:19	67-66-3	
Chloromethane	**0.11 U**	ug/L	1.0	0.11	1		11/07/17 22:19	74-87-3	
Dibromochloromethane	**0.21 U**	ug/L	1.0	0.21	1		11/07/17 22:19	124-48-1	
1,2-Dichlorobenzene	**0.30 U**	ug/L	1.0	0.30	1		11/07/17 22:19	95-50-1	
1,3-Dichlorobenzene	**0.24 U**	ug/L	1.0	0.24	1		11/07/17 22:19	541-73-1	
1,4-Dichlorobenzene	**0.33 U**	ug/L	1.0	0.33	1		11/07/17 22:19	106-46-7	
1,1-Dichloroethane	**0.32 U**	ug/L	1.0	0.32	1		11/07/17 22:19	75-34-3	
1,2-Dichloroethane	**0.24 U**	ug/L	1.0	0.24	1		11/07/17 22:19	107-06-2	
1,1-Dichloroethene	**0.56 U**	ug/L	1.0	0.56	1		11/07/17 22:19	75-35-4	
trans-1,2-Dichloroethene	**0.49 U**	ug/L	1.0	0.49	1		11/07/17 22:19	156-60-5	
1,2-Dichloropropane	**0.27 U**	ug/L	1.0	0.27	1		11/07/17 22:19	78-87-5	
cis-1,3-Dichloropropene	**0.13 U**	ug/L	1.0	0.13	1		11/07/17 22:19	10061-01-5	
trans-1,3-Dichloropropene	**0.26 U**	ug/L	1.0	0.26	1		11/07/17 22:19	10061-02-6	
Ethylbenzene	**0.30 U**	ug/L	1.0	0.30	1		11/07/17 22:19	100-41-4	
Hexachloro-1,3-butadiene	**0.71 U**	ug/L	1.0	0.71	1		11/07/17 22:19	87-68-3	
Methylene Chloride	**0.97 U**	ug/L	2.0	0.97	1		11/07/17 22:19	75-09-2	
1,1,2,2-Tetrachloroethane	**0.40 U**	ug/L	1.0	0.40	1		11/07/17 22:19	79-34-5	
Tetrachloroethene	**0.46 U**	ug/L	1.0	0.46	1		11/07/17 22:19	127-18-4	
Toluene	**0.26 U**	ug/L	1.0	0.26	1		11/07/17 22:19	108-88-3	
1,1,1-Trichloroethane	**0.48 U**	ug/L	1.0	0.48	1		11/07/17 22:19	71-55-6	
1,1,2-Trichloroethane	**0.29 U**	ug/L	1.0	0.29	1		11/07/17 22:19	79-00-5	
Trichloroethene	**0.47 U**	ug/L	1.0	0.47	1		11/07/17 22:19	79-01-6	
Vinyl chloride	**0.62 U**	ug/L	1.0	0.62	1		11/07/17 22:19	75-01-4	
Surrogates									
4-Bromofluorobenzene (S)	102	%	70-130		1		11/07/17 22:19	460-00-4	
1,2-Dichloroethane-d4 (S)	98	%	70-130		1		11/07/17 22:19	17060-07-0	
Toluene-d8 (S)	99	%	70-130		1		11/07/17 22:19	2037-26-5	
2540C Total Diss. Solids Tampa	Analytical Method: SM 2540C								
Total Dissolved Solids	**431**	mg/L	5.0	5.0	1		10/31/17 16:29		
300.0 IC Anions 28 Days	Analytical Method: EPA 300.0								
Chloride	**8.9**	mg/L	5.0	2.5	1		10/30/17 14:14	16887-00-6	
350.1 Ammonia	Analytical Method: EPA 350.1								
Nitrogen, Ammonia	**0.099**	mg/L	0.050	0.020	1		11/10/17 17:33	7664-41-7	
353.2 Nitrogen, NO2/NO3 unpres	Analytical Method: EPA 353.2								
Nitrogen, Nitrate	**0.32**	mg/L	0.050	0.025	1		10/28/17 11:16	14797-55-8	

This report shall not be reproduced, except in full,
without the written consent of Pace Analytical Services, LLC.

Pace Analytical Services, LLC
8 East Tower Circle
Ormond Beach, FL 32174
(386)672-5668

ANALYTICAL RESULTS

Project: Lena Rd Landfill
Pace Project No.: 35344625

Sample: GW-4 **Lab ID: 35344625002** Collected: 10/27/17 09:07 Received: 10/27/17 16:30 Matrix: Water

Parameters	Results	Units	PQL	MDL	DF	Prepared	Analyzed	CAS No.	Qual
Field Data	Analytical Method:								
Field pH	**6.51**	Std. Units			1		10/27/17 09:07		
Field Temperature	**25.6**	deg C			1		10/27/17 09:07		
Field Specific Conductance	**331**	umhos/cm			1		10/27/17 09:07		
Oxygen, Dissolved	**0.20**	mg/L			1		10/27/17 09:07	7782-44-7	
Turbidity	**5.32**	NTU			1		10/27/17 09:07		
8011 GCS EDB and DBCP	Analytical Method: EPA 8011 Preparation Method: EPA 8011								
1,2-Dibromo-3-chloropropane	**0.0060 U**	ug/L	0.019	0.0060	1	10/30/17 18:30	11/01/17 00:31	96-12-8	
1,2-Dibromoethane (EDB)	**0.0071 U**	ug/L	0.0094	0.0071	1	10/30/17 18:30	11/01/17 00:31	106-93-4	
6010 MET ICP	Analytical Method: EPA 6010 Preparation Method: EPA 3010								
Barium	**13.1**	ug/L	10.0	5.0	1	10/29/17 18:25	11/01/17 21:50	7440-39-3	
Beryllium	**0.50 U**	ug/L	1.0	0.50	1	10/29/17 18:25	11/01/17 21:50	7440-41-7	
Cadmium	**0.50 U**	ug/L	1.0	0.50	1	10/29/17 18:25	11/01/17 21:50	7440-43-9	
Chromium	**2.5 U**	ug/L	5.0	2.5	1	10/29/17 18:25	11/01/17 21:50	7440-47-3	
Cobalt	**5.0 U**	ug/L	10.0	5.0	1	10/29/17 18:25	11/01/17 21:50	7440-48-4	
Copper	**2.5 U**	ug/L	5.0	2.5	1	10/29/17 18:25	11/01/17 21:50	7440-50-8	
Iron	**877**	ug/L	40.0	20.0	1	10/29/17 18:25	11/01/17 21:50	7439-89-6	
Nickel	**2.5 U**	ug/L	5.0	2.5	1	10/29/17 18:25	11/01/17 21:50	7440-02-0	
Silver	**2.5 U**	ug/L	5.0	2.5	1	10/29/17 18:25	11/01/17 21:50	7440-22-4	
Sodium	**2.9**	mg/L	1.0	0.50	1	10/29/17 18:25	11/01/17 21:50	7440-23-5	
Vanadium	**11.6**	ug/L	10.0	5.0	1	10/29/17 18:25	11/01/17 21:50	7440-62-2	
Zinc	**10.0 U**	ug/L	20.0	10.0	1	10/29/17 18:25	11/01/17 21:50	7440-66-6	
6020 MET ICPMS	Analytical Method: EPA 6020 Preparation Method: EPA 3010								
Antimony	**0.64 I**	ug/L	1.0	0.50	1	10/29/17 18:23	10/30/17 17:29	7440-36-0	
Arsenic	**1.7**	ug/L	1.0	0.50	1	10/29/17 18:23	10/30/17 17:29	7440-38-2	
Lead	**0.50 U**	ug/L	1.0	0.50	1	10/29/17 18:23	10/30/17 17:29	7439-92-1	
Selenium	**1.4**	ug/L	1.0	0.50	1	10/29/17 18:23	10/30/17 17:29	7782-49-2	
Thallium	**0.50 U**	ug/L	1.0	0.50	1	10/29/17 18:23	10/30/17 17:29	7440-28-0	
7470 Mercury	Analytical Method: EPA 7470 Preparation Method: EPA 7470								
Mercury	**0.10 U**	ug/L	0.20	0.10	1	11/01/17 10:11	11/03/17 09:51	7439-97-6	
8260 MSV Low Level	Analytical Method: EPA 8260								
Acrolein	**1.6 U**	ug/L	10.0	1.6	1		11/07/17 22:35	107-02-8	
Acrylonitrile	**1.9 U**	ug/L	10.0	1.9	1		11/07/17 22:35	107-13-1	
Benzene	**0.25 U**	ug/L	1.0	0.25	1		11/07/17 22:35	71-43-2	
Bromodichloromethane	**0.18 U**	ug/L	1.0	0.18	1		11/07/17 22:35	75-27-4	
Bromoform	**0.26 U**	ug/L	1.0	0.26	1		11/07/17 22:35	75-25-2	
Bromomethane	**0.29 U**	ug/L	2.0	0.29	1		11/07/17 22:35	74-83-9	J(L1)
Carbon tetrachloride	**0.25 U**	ug/L	1.0	0.25	1		11/07/17 22:35	56-23-5	
Chlorobenzene	**0.23 U**	ug/L	1.0	0.23	1		11/07/17 22:35	108-90-7	
Chloroethane	**0.54 U**	ug/L	1.0	0.54	1		11/07/17 22:35	75-00-3	
2-Chloroethylvinyl ether	**0.34 U**	ug/L	10.0	0.34	1		11/07/17 22:35	110-75-8	c2

This report shall not be reproduced, except in full,
without the written consent of Pace Analytical Services, LLC.

Pace Analytical Services, LLC
8 East Tower Circle
Ormond Beach, FL 32174
(386)672-5668

ANALYTICAL RESULTS

Project: Lena Rd Landfill
Pace Project No.: 35344625

Sample: GW-4 **Lab ID: 35344625002** Collected: 10/27/17 09:07 Received: 10/27/17 16:30 Matrix: Water

Parameters	Results	Units	PQL	MDL	DF	Prepared	Analyzed	CAS No.	Qual
8260 MSV Low Level	Analytical Method: EPA 8260								
Chloroform	**0.14 U**	ug/L	1.0	0.14	1		11/07/17 22:35	67-66-3	
Chloromethane	**0.11 U**	ug/L	1.0	0.11	1		11/07/17 22:35	74-87-3	
Dibromochloromethane	**0.21 U**	ug/L	1.0	0.21	1		11/07/17 22:35	124-48-1	
1,2-Dichlorobenzene	**0.30 U**	ug/L	1.0	0.30	1		11/07/17 22:35	95-50-1	
1,3-Dichlorobenzene	**0.24 U**	ug/L	1.0	0.24	1		11/07/17 22:35	541-73-1	
1,4-Dichlorobenzene	**0.33 U**	ug/L	1.0	0.33	1		11/07/17 22:35	106-46-7	
1,1-Dichloroethane	**0.32 U**	ug/L	1.0	0.32	1		11/07/17 22:35	75-34-3	
1,2-Dichloroethane	**0.24 U**	ug/L	1.0	0.24	1		11/07/17 22:35	107-06-2	
1,1-Dichloroethene	**0.56 U**	ug/L	1.0	0.56	1		11/07/17 22:35	75-35-4	
trans-1,2-Dichloroethene	**0.49 U**	ug/L	1.0	0.49	1		11/07/17 22:35	156-60-5	
1,2-Dichloropropane	**0.27 U**	ug/L	1.0	0.27	1		11/07/17 22:35	78-87-5	
cis-1,3-Dichloropropene	**0.13 U**	ug/L	1.0	0.13	1		11/07/17 22:35	10061-01-5	
trans-1,3-Dichloropropene	**0.26 U**	ug/L	1.0	0.26	1		11/07/17 22:35	10061-02-6	
Ethylbenzene	**0.30 U**	ug/L	1.0	0.30	1		11/07/17 22:35	100-41-4	
Hexachloro-1,3-butadiene	**0.71 U**	ug/L	1.0	0.71	1		11/07/17 22:35	87-68-3	
Methylene Chloride	**0.97 U**	ug/L	2.0	0.97	1		11/07/17 22:35	75-09-2	
1,1,2,2-Tetrachloroethane	**0.40 U**	ug/L	1.0	0.40	1		11/07/17 22:35	79-34-5	
Tetrachloroethene	**0.46 U**	ug/L	1.0	0.46	1		11/07/17 22:35	127-18-4	
Toluene	**0.26 U**	ug/L	1.0	0.26	1		11/07/17 22:35	108-88-3	
1,1,1-Trichloroethane	**0.48 U**	ug/L	1.0	0.48	1		11/07/17 22:35	71-55-6	
1,1,2-Trichloroethane	**0.29 U**	ug/L	1.0	0.29	1		11/07/17 22:35	79-00-5	
Trichloroethene	**0.47 U**	ug/L	1.0	0.47	1		11/07/17 22:35	79-01-6	
Vinyl chloride	**0.62 U**	ug/L	1.0	0.62	1		11/07/17 22:35	75-01-4	
Surrogates									
4-Bromofluorobenzene (S)	105	%	70-130		1		11/07/17 22:35	460-00-4	
1,2-Dichloroethane-d4 (S)	95	%	70-130		1		11/07/17 22:35	17060-07-0	
Toluene-d8 (S)	98	%	70-130		1		11/07/17 22:35	2037-26-5	
2540C Total Diss. Solids Tampa	Analytical Method: SM 2540C								
Total Dissolved Solids	**197**	mg/L	5.0	5.0	1		10/31/17 16:30		
300.0 IC Anions 28 Days	Analytical Method: EPA 300.0								
Chloride	**6.3**	mg/L	5.0	2.5	1		10/30/17 15:20	16887-00-6	
350.1 Ammonia	Analytical Method: EPA 350.1								
Nitrogen, Ammonia	**0.16**	mg/L	0.050	0.020	1		11/13/17 15:52	7664-41-7	
353.2 Nitrogen, NO2/NO3 unpres	Analytical Method: EPA 353.2								
Nitrogen, Nitrate	**0.025 U**	mg/L	0.050	0.025	1		10/28/17 11:18	14797-55-8	

This report shall not be reproduced, except in full,
without the written consent of Pace Analytical Services, LLC.

Pace Analytical Services, LLC
8 East Tower Circle
Ormond Beach, FL 32174
(386)672-5668

ANALYTICAL RESULTS

Project: Lena Rd Landfill
Pace Project No.: 35344625

Sample: GW-5 **Lab ID: 35344625003** Collected: 10/27/17 09:42 Received: 10/27/17 16:30 Matrix: Water

Parameters	Results	Units	PQL	MDL	DF	Prepared	Analyzed	CAS No.	Qual
Field Data	Analytical Method:								
Field pH	**6.59**	Std. Units			1		10/27/17 09:42		
Field Temperature	**26.8**	deg C			1		10/27/17 09:42		
Field Specific Conductance	**656**	umhos/cm			1		10/27/17 09:42		
Oxygen, Dissolved	**0.21**	mg/L			1		10/27/17 09:42	7782-44-7	
Turbidity	**1.96**	NTU			1		10/27/17 09:42		
8011 GCS EDB and DBCP	Analytical Method: EPA 8011 Preparation Method: EPA 8011								
1,2-Dibromo-3-chloropropane	**0.0062 U**	ug/L	0.019	0.0062	1	10/30/17 18:30	11/01/17 00:45	96-12-8	
1,2-Dibromoethane (EDB)	**0.0072 U**	ug/L	0.0096	0.0072	1	10/30/17 18:30	11/01/17 00:45	106-93-4	
6010 MET ICP	Analytical Method: EPA 6010 Preparation Method: EPA 3010								
Barium	**16.1**	ug/L	10.0	5.0	1	10/29/17 18:25	11/01/17 22:11	7440-39-3	
Beryllium	**0.50 U**	ug/L	1.0	0.50	1	10/29/17 18:25	11/01/17 22:11	7440-41-7	
Cadmium	**0.50 U**	ug/L	1.0	0.50	1	10/29/17 18:25	11/01/17 22:11	7440-43-9	
Chromium	**2.5 U**	ug/L	5.0	2.5	1	10/29/17 18:25	11/01/17 22:11	7440-47-3	
Cobalt	**5.0 U**	ug/L	10.0	5.0	1	10/29/17 18:25	11/01/17 22:11	7440-48-4	
Copper	**2.5 U**	ug/L	5.0	2.5	1	10/29/17 18:25	11/01/17 22:11	7440-50-8	
Iron	**2380**	ug/L	40.0	20.0	1	10/29/17 18:25	11/01/17 22:11	7439-89-6	
Nickel	**2.5 U**	ug/L	5.0	2.5	1	10/29/17 18:25	11/01/17 22:11	7440-02-0	
Silver	**2.5 U**	ug/L	5.0	2.5	1	10/29/17 18:25	11/01/17 22:11	7440-22-4	
Sodium	**12.4**	mg/L	1.0	0.50	1	10/29/17 18:25	11/01/17 22:11	7440-23-5	
Vanadium	**10.0**	ug/L	10.0	5.0	1	10/29/17 18:25	11/01/17 22:11	7440-62-2	
Zinc	**10.0 U**	ug/L	20.0	10.0	1	10/29/17 18:25	11/01/17 22:11	7440-66-6	
6020 MET ICPMS	Analytical Method: EPA 6020 Preparation Method: EPA 3010								
Antimony	**0.53 I**	ug/L	1.0	0.50	1	10/29/17 18:23	10/30/17 17:31	7440-36-0	
Arsenic	**2.2**	ug/L	1.0	0.50	1	10/29/17 18:23	10/30/17 17:31	7440-38-2	
Lead	**0.50 U**	ug/L	1.0	0.50	1	10/29/17 18:23	10/30/17 17:31	7439-92-1	
Selenium	**2.0**	ug/L	1.0	0.50	1	10/29/17 18:23	10/30/17 17:31	7782-49-2	
Thallium	**0.50 U**	ug/L	1.0	0.50	1	10/29/17 18:23	10/30/17 17:31	7440-28-0	
7470 Mercury	Analytical Method: EPA 7470 Preparation Method: EPA 7470								
Mercury	**0.10 U**	ug/L	0.20	0.10	1	11/01/17 10:11	11/03/17 09:53	7439-97-6	
8260 MSV Low Level	Analytical Method: EPA 8260								
Acrolein	**1.6 U**	ug/L	10.0	1.6	1		11/07/17 22:51	107-02-8	
Acrylonitrile	**1.9 U**	ug/L	10.0	1.9	1		11/07/17 22:51	107-13-1	
Benzene	**0.25 U**	ug/L	1.0	0.25	1		11/07/17 22:51	71-43-2	
Bromodichloromethane	**0.18 U**	ug/L	1.0	0.18	1		11/07/17 22:51	75-27-4	
Bromoform	**0.26 U**	ug/L	1.0	0.26	1		11/07/17 22:51	75-25-2	
Bromomethane	**0.29 U**	ug/L	2.0	0.29	1		11/07/17 22:51	74-83-9	J(L1)
Carbon tetrachloride	**0.25 U**	ug/L	1.0	0.25	1		11/07/17 22:51	56-23-5	
Chlorobenzene	**0.23 U**	ug/L	1.0	0.23	1		11/07/17 22:51	108-90-7	
Chloroethane	**0.54 U**	ug/L	1.0	0.54	1		11/07/17 22:51	75-00-3	
2-Chloroethylvinyl ether	**0.34 U**	ug/L	10.0	0.34	1		11/07/17 22:51	110-75-8	c2

This report shall not be reproduced, except in full,
without the written consent of Pace Analytical Services, LLC.

Pace Analytical Services, LLC
8 East Tower Circle
Ormond Beach, FL 32174
(386)672-5668

ANALYTICAL RESULTS

Project: Lena Rd Landfill
Pace Project No.: 35344625

Sample: GW-5 **Lab ID: 35344625003** Collected: 10/27/17 09:42 Received: 10/27/17 16:30 Matrix: Water

Parameters	Results	Units	PQL	MDL	DF	Prepared	Analyzed	CAS No.	Qual
8260 MSV Low Level	Analytical Method: EPA 8260								
Chloroform	**0.14 U**	ug/L	1.0	0.14	1		11/07/17 22:51	67-66-3	
Chloromethane	**0.11 U**	ug/L	1.0	0.11	1		11/07/17 22:51	74-87-3	
Dibromochloromethane	**0.21 U**	ug/L	1.0	0.21	1		11/07/17 22:51	124-48-1	
1,2-Dichlorobenzene	**0.30 U**	ug/L	1.0	0.30	1		11/07/17 22:51	95-50-1	
1,3-Dichlorobenzene	**0.24 U**	ug/L	1.0	0.24	1		11/07/17 22:51	541-73-1	
1,4-Dichlorobenzene	**0.33 U**	ug/L	1.0	0.33	1		11/07/17 22:51	106-46-7	
1,1-Dichloroethane	**0.32 U**	ug/L	1.0	0.32	1		11/07/17 22:51	75-34-3	
1,2-Dichloroethane	**0.24 U**	ug/L	1.0	0.24	1		11/07/17 22:51	107-06-2	
1,1-Dichloroethene	**0.56 U**	ug/L	1.0	0.56	1		11/07/17 22:51	75-35-4	
trans-1,2-Dichloroethene	**0.49 U**	ug/L	1.0	0.49	1		11/07/17 22:51	156-60-5	
1,2-Dichloropropane	**0.27 U**	ug/L	1.0	0.27	1		11/07/17 22:51	78-87-5	
cis-1,3-Dichloropropene	**0.13 U**	ug/L	1.0	0.13	1		11/07/17 22:51	10061-01-5	
trans-1,3-Dichloropropene	**0.26 U**	ug/L	1.0	0.26	1		11/07/17 22:51	10061-02-6	
Ethylbenzene	**0.30 U**	ug/L	1.0	0.30	1		11/07/17 22:51	100-41-4	
Hexachloro-1,3-butadiene	**0.71 U**	ug/L	1.0	0.71	1		11/07/17 22:51	87-68-3	
Methylene Chloride	**0.97 U**	ug/L	2.0	0.97	1		11/07/17 22:51	75-09-2	
1,1,2,2-Tetrachloroethane	**0.40 U**	ug/L	1.0	0.40	1		11/07/17 22:51	79-34-5	
Tetrachloroethene	**0.46 U**	ug/L	1.0	0.46	1		11/07/17 22:51	127-18-4	
Toluene	**0.26 U**	ug/L	1.0	0.26	1		11/07/17 22:51	108-88-3	
1,1,1-Trichloroethane	**0.48 U**	ug/L	1.0	0.48	1		11/07/17 22:51	71-55-6	
1,1,2-Trichloroethane	**0.29 U**	ug/L	1.0	0.29	1		11/07/17 22:51	79-00-5	
Trichloroethene	**0.47 U**	ug/L	1.0	0.47	1		11/07/17 22:51	79-01-6	
Vinyl chloride	**0.62 U**	ug/L	1.0	0.62	1		11/07/17 22:51	75-01-4	
Surrogates									
4-Bromofluorobenzene (S)	99	%	70-130		1		11/07/17 22:51	460-00-4	
1,2-Dichloroethane-d4 (S)	97	%	70-130		1		11/07/17 22:51	17060-07-0	
Toluene-d8 (S)	97	%	70-130		1		11/07/17 22:51	2037-26-5	
2540C Total Diss. Solids Tampa	Analytical Method: SM 2540C								
Total Dissolved Solids	**451**	mg/L	5.0	5.0	1		10/31/17 16:31		
300.0 IC Anions 28 Days	Analytical Method: EPA 300.0								
Chloride	**14.1**	mg/L	5.0	2.5	1		10/30/17 15:42	16887-00-6	
350.1 Ammonia	Analytical Method: EPA 350.1								
Nitrogen, Ammonia	**0.63**	mg/L	0.050	0.020	1		11/10/17 18:23	7664-41-7	
353.2 Nitrogen, NO2/NO3 unpres	Analytical Method: EPA 353.2								
Nitrogen, Nitrate	**0.085**	mg/L	0.050	0.025	1		10/28/17 11:19	14797-55-8	

This report shall not be reproduced, except in full,
without the written consent of Pace Analytical Services, LLC.

Pace Analytical Services, LLC
8 East Tower Circle
Ormond Beach, FL 32174
(386)672-5668

ANALYTICAL RESULTS

Project: Lena Rd Landfill
Pace Project No.: 35344625

Sample: GW-6 **Lab ID: 35344625004** Collected: 10/27/17 10:33 Received: 10/27/17 16:30 Matrix: Water

Parameters	Results	Units	PQL	MDL	DF	Prepared	Analyzed	CAS No.	Qual
Field Data	Analytical Method:								
Field pH	**6.65**	Std. Units			1		10/27/17 10:33		
Field Temperature	**26.6**	deg C			1		10/27/17 10:33		
Field Specific Conductance	**918**	umhos/cm			1		10/27/17 10:33		
Oxygen, Dissolved	**0.23**	mg/L			1		10/27/17 10:33	7782-44-7	
Turbidity	**2.41**	NTU			1		10/27/17 10:33		
8011 GCS EDB and DBCP	Analytical Method: EPA 8011 Preparation Method: EPA 8011								
1,2-Dibromo-3-chloropropane	**0.0060 U**	ug/L	0.019	0.0060	1	10/30/17 18:30	11/01/17 01:14	96-12-8	
1,2-Dibromoethane (EDB)	**0.0071 U**	ug/L	0.0094	0.0071	1	10/30/17 18:30	11/01/17 01:14	106-93-4	
6010 MET ICP	Analytical Method: EPA 6010 Preparation Method: EPA 3010								
Barium	**20.2**	ug/L	10.0	5.0	1	10/29/17 18:25	11/01/17 22:16	7440-39-3	
Beryllium	**0.50 U**	ug/L	1.0	0.50	1	10/29/17 18:25	11/01/17 22:16	7440-41-7	
Cadmium	**0.50 U**	ug/L	1.0	0.50	1	10/29/17 18:25	11/01/17 22:16	7440-43-9	
Chromium	**2.5 U**	ug/L	5.0	2.5	1	10/29/17 18:25	11/01/17 22:16	7440-47-3	
Cobalt	**5.0 U**	ug/L	10.0	5.0	1	10/29/17 18:25	11/01/17 22:16	7440-48-4	
Copper	**2.5 U**	ug/L	5.0	2.5	1	10/29/17 18:25	11/01/17 22:16	7440-50-8	
Iron	**252**	ug/L	40.0	20.0	1	10/29/17 18:25	11/01/17 22:16	7439-89-6	
Nickel	**2.5 U**	ug/L	5.0	2.5	1	10/29/17 18:25	11/01/17 22:16	7440-02-0	
Silver	**2.5 U**	ug/L	5.0	2.5	1	10/29/17 18:25	11/01/17 22:16	7440-22-4	
Sodium	**3.8**	mg/L	1.0	0.50	1	10/29/17 18:25	11/01/17 22:16	7440-23-5	
Vanadium	**13.4**	ug/L	10.0	5.0	1	10/29/17 18:25	11/01/17 22:16	7440-62-2	
Zinc	**10.0 U**	ug/L	20.0	10.0	1	10/29/17 18:25	11/01/17 22:16	7440-66-6	
6020 MET ICPMS	Analytical Method: EPA 6020 Preparation Method: EPA 3010								
Antimony	**1.1**	ug/L	1.0	0.50	1	10/29/17 18:23	10/30/17 17:39	7440-36-0	
Arsenic	**3.7**	ug/L	1.0	0.50	1	10/29/17 18:23	10/30/17 17:39	7440-38-2	
Lead	**0.50 U**	ug/L	1.0	0.50	1	10/29/17 18:23	10/30/17 17:39	7439-92-1	
Selenium	**3.0**	ug/L	1.0	0.50	1	10/29/17 18:23	10/30/17 17:39	7782-49-2	
Thallium	**0.64 I**	ug/L	1.0	0.50	1	10/29/17 18:23	10/30/17 17:39	7440-28-0	
7470 Mercury	Analytical Method: EPA 7470 Preparation Method: EPA 7470								
Mercury	**0.10 U**	ug/L	0.20	0.10	1	11/01/17 10:11	11/03/17 09:59	7439-97-6	
8260 MSV Low Level	Analytical Method: EPA 8260								
Acrolein	**1.6 U**	ug/L	10.0	1.6	1		11/07/17 23:08	107-02-8	
Acrylonitrile	**1.9 U**	ug/L	10.0	1.9	1		11/07/17 23:08	107-13-1	
Benzene	**0.25 U**	ug/L	1.0	0.25	1		11/07/17 23:08	71-43-2	
Bromodichloromethane	**0.18 U**	ug/L	1.0	0.18	1		11/07/17 23:08	75-27-4	
Bromoform	**0.26 U**	ug/L	1.0	0.26	1		11/07/17 23:08	75-25-2	
Bromomethane	**0.29 U**	ug/L	2.0	0.29	1		11/07/17 23:08	74-83-9	J(L1)
Carbon tetrachloride	**0.25 U**	ug/L	1.0	0.25	1		11/07/17 23:08	56-23-5	
Chlorobenzene	**0.23 U**	ug/L	1.0	0.23	1		11/07/17 23:08	108-90-7	
Chloroethane	**0.54 U**	ug/L	1.0	0.54	1		11/07/17 23:08	75-00-3	
2-Chloroethylvinyl ether	**0.34 U**	ug/L	10.0	0.34	1		11/07/17 23:08	110-75-8	c2

This report shall not be reproduced, except in full,
without the written consent of Pace Analytical Services, LLC.

Pace Analytical Services, LLC
8 East Tower Circle
Ormond Beach, FL 32174
(386)672-5668

ANALYTICAL RESULTS

Project: Lena Rd Landfill
Pace Project No.: 35344625

Sample: GW-6 **Lab ID: 35344625004** Collected: 10/27/17 10:33 Received: 10/27/17 16:30 Matrix: Water

Parameters	Results	Units	PQL	MDL	DF	Prepared	Analyzed	CAS No.	Qual
8260 MSV Low Level	Analytical Method: EPA 8260								
Chloroform	**0.14 U**	ug/L	1.0	0.14	1		11/07/17 23:08	67-66-3	
Chloromethane	**0.11 U**	ug/L	1.0	0.11	1		11/07/17 23:08	74-87-3	
Dibromochloromethane	**0.21 U**	ug/L	1.0	0.21	1		11/07/17 23:08	124-48-1	
1,2-Dichlorobenzene	**0.30 U**	ug/L	1.0	0.30	1		11/07/17 23:08	95-50-1	
1,3-Dichlorobenzene	**0.24 U**	ug/L	1.0	0.24	1		11/07/17 23:08	541-73-1	
1,4-Dichlorobenzene	**0.33 U**	ug/L	1.0	0.33	1		11/07/17 23:08	106-46-7	
1,1-Dichloroethane	**0.32 U**	ug/L	1.0	0.32	1		11/07/17 23:08	75-34-3	
1,2-Dichloroethane	**0.24 U**	ug/L	1.0	0.24	1		11/07/17 23:08	107-06-2	
1,1-Dichloroethene	**0.56 U**	ug/L	1.0	0.56	1		11/07/17 23:08	75-35-4	
trans-1,2-Dichloroethene	**0.49 U**	ug/L	1.0	0.49	1		11/07/17 23:08	156-60-5	
1,2-Dichloropropane	**0.27 U**	ug/L	1.0	0.27	1		11/07/17 23:08	78-87-5	
cis-1,3-Dichloropropene	**0.13 U**	ug/L	1.0	0.13	1		11/07/17 23:08	10061-01-5	
trans-1,3-Dichloropropene	**0.26 U**	ug/L	1.0	0.26	1		11/07/17 23:08	10061-02-6	
Ethylbenzene	**0.30 U**	ug/L	1.0	0.30	1		11/07/17 23:08	100-41-4	
Hexachloro-1,3-butadiene	**0.71 U**	ug/L	1.0	0.71	1		11/07/17 23:08	87-68-3	
Methylene Chloride	**0.97 U**	ug/L	2.0	0.97	1		11/07/17 23:08	75-09-2	
1,1,2,2-Tetrachloroethane	**0.40 U**	ug/L	1.0	0.40	1		11/07/17 23:08	79-34-5	
Tetrachloroethene	**0.46 U**	ug/L	1.0	0.46	1		11/07/17 23:08	127-18-4	
Toluene	**0.26 U**	ug/L	1.0	0.26	1		11/07/17 23:08	108-88-3	
1,1,1-Trichloroethane	**0.48 U**	ug/L	1.0	0.48	1		11/07/17 23:08	71-55-6	
1,1,2-Trichloroethane	**0.29 U**	ug/L	1.0	0.29	1		11/07/17 23:08	79-00-5	
Trichloroethene	**0.47 U**	ug/L	1.0	0.47	1		11/07/17 23:08	79-01-6	
Vinyl chloride	**0.62 U**	ug/L	1.0	0.62	1		11/07/17 23:08	75-01-4	
Surrogates									
4-Bromofluorobenzene (S)	104	%	70-130		1		11/07/17 23:08	460-00-4	
1,2-Dichloroethane-d4 (S)	107	%	70-130		1		11/07/17 23:08	17060-07-0	
Toluene-d8 (S)	96	%	70-130		1		11/07/17 23:08	2037-26-5	
2540C Total Diss. Solids Tampa	Analytical Method: SM 2540C								
Total Dissolved Solids	**684**	mg/L	5.0	5.0	1		10/31/17 16:32		
300.0 IC Anions 28 Days	Analytical Method: EPA 300.0								
Chloride	**4.1 I**	mg/L	5.0	2.5	1		10/30/17 16:04	16887-00-6	
350.1 Ammonia	Analytical Method: EPA 350.1								
Nitrogen, Ammonia	**0.72**	mg/L	0.050	0.020	1		11/10/17 18:24	7664-41-7	
353.2 Nitrogen, NO2/NO3 unpres	Analytical Method: EPA 353.2								
Nitrogen, Nitrate	**0.025 U**	mg/L	0.050	0.025	1		10/28/17 11:20	14797-55-8	

This report shall not be reproduced, except in full,
without the written consent of Pace Analytical Services, LLC.

Pace Analytical Services, LLC
8 East Tower Circle
Ormond Beach, FL 32174
(386)672-5668

ANALYTICAL RESULTS

Project: Lena Rd Landfill
Pace Project No.: 35344625

Sample: GW-7 **Lab ID: 35344625005** Collected: 10/27/17 11:09 Received: 10/27/17 16:30 Matrix: Water

Parameters	Results	Units	PQL	MDL	DF	Prepared	Analyzed	CAS No.	Qual
Field Data	Analytical Method:								
Field pH	**6.53**	Std. Units			1		10/27/17 11:09		
Field Temperature	**27.2**	deg C			1		10/27/17 11:09		
Field Specific Conductance	**447**	umhos/cm			1		10/27/17 11:09		
Oxygen, Dissolved	**0.17**	mg/L			1		10/27/17 11:09	7782-44-7	
Turbidity	**2.95**	NTU			1		10/27/17 11:09		
8011 GCS EDB and DBCP	Analytical Method: EPA 8011 Preparation Method: EPA 8011								
1,2-Dibromo-3-chloropropane	**0.0062 U**	ug/L	0.019	0.0062	1	10/30/17 18:30	11/01/17 01:29	96-12-8	
1,2-Dibromoethane (EDB)	**0.0073 U**	ug/L	0.0097	0.0073	1	10/30/17 18:30	11/01/17 01:29	106-93-4	
6010 MET ICP	Analytical Method: EPA 6010 Preparation Method: EPA 3010								
Barium	**8.5 I**	ug/L	10.0	5.0	1	10/29/17 18:25	11/01/17 22:22	7440-39-3	
Beryllium	**0.50 U**	ug/L	1.0	0.50	1	10/29/17 18:25	11/01/17 22:22	7440-41-7	
Cadmium	**0.50 U**	ug/L	1.0	0.50	1	10/29/17 18:25	11/01/17 22:22	7440-43-9	
Chromium	**2.5 U**	ug/L	5.0	2.5	1	10/29/17 18:25	11/01/17 22:22	7440-47-3	
Cobalt	**5.0 U**	ug/L	10.0	5.0	1	10/29/17 18:25	11/01/17 22:22	7440-48-4	
Copper	**2.5 U**	ug/L	5.0	2.5	1	10/29/17 18:25	11/01/17 22:22	7440-50-8	
Iron	**217**	ug/L	40.0	20.0	1	10/29/17 18:25	11/01/17 22:22	7439-89-6	
Nickel	**2.5 U**	ug/L	5.0	2.5	1	10/29/17 18:25	11/01/17 22:22	7440-02-0	
Silver	**2.5 U**	ug/L	5.0	2.5	1	10/29/17 18:25	11/01/17 22:22	7440-22-4	
Sodium	**8.6**	mg/L	1.0	0.50	1	10/29/17 18:25	11/01/17 22:22	7440-23-5	
Vanadium	**5.0 U**	ug/L	10.0	5.0	1	10/29/17 18:25	11/01/17 22:22	7440-62-2	
Zinc	**10.0 U**	ug/L	20.0	10.0	1	10/29/17 18:25	11/01/17 22:22	7440-66-6	
6020 MET ICPMS	Analytical Method: EPA 6020 Preparation Method: EPA 3010								
Antimony	**0.50 U**	ug/L	1.0	0.50	1	10/29/17 18:23	10/30/17 17:42	7440-36-0	
Arsenic	**8.7**	ug/L	1.0	0.50	1	10/29/17 18:23	10/30/17 17:42	7440-38-2	
Lead	**0.50 U**	ug/L	1.0	0.50	1	10/29/17 18:23	10/30/17 17:42	7439-92-1	
Selenium	**1.7**	ug/L	1.0	0.50	1	10/29/17 18:23	10/30/17 17:42	7782-49-2	
Thallium	**0.50 U**	ug/L	1.0	0.50	1	10/29/17 18:23	10/30/17 17:42	7440-28-0	
7470 Mercury	Analytical Method: EPA 7470 Preparation Method: EPA 7470								
Mercury	**0.10 U**	ug/L	0.20	0.10	1	11/01/17 10:11	11/03/17 10:01	7439-97-6	
8260 MSV Low Level	Analytical Method: EPA 8260								
Acrolein	**1.6 U**	ug/L	10.0	1.6	1		11/07/17 23:24	107-02-8	
Acrylonitrile	**1.9 U**	ug/L	10.0	1.9	1		11/07/17 23:24	107-13-1	
Benzene	**0.25 U**	ug/L	1.0	0.25	1		11/07/17 23:24	71-43-2	
Bromodichloromethane	**0.18 U**	ug/L	1.0	0.18	1		11/07/17 23:24	75-27-4	
Bromoform	**0.26 U**	ug/L	1.0	0.26	1		11/07/17 23:24	75-25-2	
Bromomethane	**0.29 U**	ug/L	2.0	0.29	1		11/07/17 23:24	74-83-9	J(L1)
Carbon tetrachloride	**0.25 U**	ug/L	1.0	0.25	1		11/07/17 23:24	56-23-5	
Chlorobenzene	**0.23 U**	ug/L	1.0	0.23	1		11/07/17 23:24	108-90-7	
Chloroethane	**0.54 U**	ug/L	1.0	0.54	1		11/07/17 23:24	75-00-3	
2-Chloroethylvinyl ether	**0.34 U**	ug/L	10.0	0.34	1		11/07/17 23:24	110-75-8	c2

This report shall not be reproduced, except in full,
without the written consent of Pace Analytical Services, LLC.

Pace Analytical Services, LLC
8 East Tower Circle
Ormond Beach, FL 32174
(386)672-5668

ANALYTICAL RESULTS

Project: Lena Rd Landfill
Pace Project No.: 35344625

Sample: GW-7 **Lab ID: 35344625005** Collected: 10/27/17 11:09 Received: 10/27/17 16:30 Matrix: Water

Parameters	Results	Units	PQL	MDL	DF	Prepared	Analyzed	CAS No.	Qual
8260 MSV Low Level	Analytical Method: EPA 8260								
Chloroform	**0.14 U**	ug/L	1.0	0.14	1		11/07/17 23:24	67-66-3	
Chloromethane	**0.11 U**	ug/L	1.0	0.11	1		11/07/17 23:24	74-87-3	
Dibromochloromethane	**0.21 U**	ug/L	1.0	0.21	1		11/07/17 23:24	124-48-1	
1,2-Dichlorobenzene	**0.30 U**	ug/L	1.0	0.30	1		11/07/17 23:24	95-50-1	
1,3-Dichlorobenzene	**0.24 U**	ug/L	1.0	0.24	1		11/07/17 23:24	541-73-1	
1,4-Dichlorobenzene	**0.33 U**	ug/L	1.0	0.33	1		11/07/17 23:24	106-46-7	
1,1-Dichloroethane	**0.32 U**	ug/L	1.0	0.32	1		11/07/17 23:24	75-34-3	
1,2-Dichloroethane	**0.24 U**	ug/L	1.0	0.24	1		11/07/17 23:24	107-06-2	
1,1-Dichloroethene	**0.56 U**	ug/L	1.0	0.56	1		11/07/17 23:24	75-35-4	
trans-1,2-Dichloroethene	**0.49 U**	ug/L	1.0	0.49	1		11/07/17 23:24	156-60-5	
1,2-Dichloropropane	**0.27 U**	ug/L	1.0	0.27	1		11/07/17 23:24	78-87-5	
cis-1,3-Dichloropropene	**0.13 U**	ug/L	1.0	0.13	1		11/07/17 23:24	10061-01-5	
trans-1,3-Dichloropropene	**0.26 U**	ug/L	1.0	0.26	1		11/07/17 23:24	10061-02-6	
Ethylbenzene	**0.30 U**	ug/L	1.0	0.30	1		11/07/17 23:24	100-41-4	
Hexachloro-1,3-butadiene	**0.71 U**	ug/L	1.0	0.71	1		11/07/17 23:24	87-68-3	
Methylene Chloride	**0.97 U**	ug/L	2.0	0.97	1		11/07/17 23:24	75-09-2	
1,1,2,2-Tetrachloroethane	**0.40 U**	ug/L	1.0	0.40	1		11/07/17 23:24	79-34-5	
Tetrachloroethene	**0.46 U**	ug/L	1.0	0.46	1		11/07/17 23:24	127-18-4	
Toluene	**0.26 U**	ug/L	1.0	0.26	1		11/07/17 23:24	108-88-3	
1,1,1-Trichloroethane	**0.48 U**	ug/L	1.0	0.48	1		11/07/17 23:24	71-55-6	
1,1,2-Trichloroethane	**0.29 U**	ug/L	1.0	0.29	1		11/07/17 23:24	79-00-5	
Trichloroethene	**0.47 U**	ug/L	1.0	0.47	1		11/07/17 23:24	79-01-6	
Vinyl chloride	**0.62 U**	ug/L	1.0	0.62	1		11/07/17 23:24	75-01-4	
Surrogates									
4-Bromofluorobenzene (S)	101	%	70-130		1		11/07/17 23:24	460-00-4	
1,2-Dichloroethane-d4 (S)	104	%	70-130		1		11/07/17 23:24	17060-07-0	
Toluene-d8 (S)	99	%	70-130		1		11/07/17 23:24	2037-26-5	
2540C Total Diss. Solids Tampa	Analytical Method: SM 2540C								
Total Dissolved Solids	**281**	mg/L	5.0	5.0	1		10/31/17 16:33		
300.0 IC Anions 28 Days	Analytical Method: EPA 300.0								
Chloride	**13.6**	mg/L	5.0	2.5	1		10/30/17 16:26	16887-00-6	
350.1 Ammonia	Analytical Method: EPA 350.1								
Nitrogen, Ammonia	**0.36**	mg/L	0.050	0.020	1		11/10/17 18:26	7664-41-7	
353.2 Nitrogen, NO2/NO3 unpres	Analytical Method: EPA 353.2								
Nitrogen, Nitrate	**0.044 I**	mg/L	0.050	0.025	1		10/28/17 11:24	14797-55-8	

This report shall not be reproduced, except in full,
without the written consent of Pace Analytical Services, LLC.

Pace Analytical Services, LLC
8 East Tower Circle
Ormond Beach, FL 32174
(386)672-5668

ANALYTICAL RESULTS

Project: Lena Rd Landfill
Pace Project No.: 35344625

Sample: GW-8 **Lab ID: 35344625006** Collected: 10/27/17 11:42 Received: 10/27/17 16:30 Matrix: Water

Parameters	Results	Units	PQL	MDL	DF	Prepared	Analyzed	CAS No.	Qual
Field Data	Analytical Method:								
Field pH	**6.83**	Std. Units			1		10/27/17 11:42		
Field Temperature	**27.9**	deg C			1		10/27/17 11:42		
Field Specific Conductance	**360**	umhos/cm			1		10/27/17 11:42		
Oxygen, Dissolved	**0.13**	mg/L			1		10/27/17 11:42	7782-44-7	
Turbidity	**4.03**	NTU			1		10/27/17 11:42		
8011 GCS EDB and DBCP	Analytical Method: EPA 8011 Preparation Method: EPA 8011								
1,2-Dibromo-3-chloropropane	**0.0061 U**	ug/L	0.019	0.0061	1	10/30/17 18:30	11/01/17 01:44	96-12-8	
1,2-Dibromoethane (EDB)	**0.0071 U**	ug/L	0.0095	0.0071	1	10/30/17 18:30	11/01/17 01:44	106-93-4	
6010 MET ICP	Analytical Method: EPA 6010 Preparation Method: EPA 3010								
Barium	**11.7**	ug/L	10.0	5.0	1	11/06/17 06:48	11/08/17 23:00	7440-39-3	J(M1)
Beryllium	**0.50 U**	ug/L	1.0	0.50	1	10/29/17 18:25	11/01/17 22:37	7440-41-7	
Cadmium	**0.50 U**	ug/L	1.0	0.50	1	10/29/17 18:25	11/01/17 22:37	7440-43-9	
Chromium	**2.5 U**	ug/L	5.0	2.5	1	10/29/17 18:25	11/01/17 22:37	7440-47-3	
Cobalt	**5.0 U**	ug/L	10.0	5.0	1	10/29/17 18:25	11/01/17 22:37	7440-48-4	
Copper	**2.5 U**	ug/L	5.0	2.5	1	10/29/17 18:25	11/01/17 22:37	7440-50-8	
Iron	**93.9**	ug/L	40.0	20.0	1	11/06/17 06:48	11/08/17 23:00	7439-89-6	J(M1)
Nickel	**2.5 U**	ug/L	5.0	2.5	1	10/29/17 18:25	11/01/17 22:37	7440-02-0	
Silver	**2.5 U**	ug/L	5.0	2.5	1	10/29/17 18:25	11/01/17 22:37	7440-22-4	
Sodium	**10.9**	mg/L	1.0	0.50	1	10/29/17 18:25	11/01/17 22:37	7440-23-5	
Vanadium	**5.0 U**	ug/L	10.0	5.0	1	10/29/17 18:25	11/01/17 22:37	7440-62-2	
Zinc	**10.0 U**	ug/L	20.0	10.0	1	10/29/17 18:25	11/01/17 22:37	7440-66-6	
6020 MET ICPMS	Analytical Method: EPA 6020 Preparation Method: EPA 3010								
Antimony	**0.50 U**	ug/L	1.0	0.50	1	10/29/17 18:23	10/30/17 17:44	7440-36-0	
Arsenic	**8.9**	ug/L	1.0	0.50	1	10/29/17 18:23	10/30/17 17:44	7440-38-2	
Lead	**0.50 U**	ug/L	1.0	0.50	1	10/29/17 18:23	10/30/17 17:44	7439-92-1	
Selenium	**0.68 I**	ug/L	1.0	0.50	1	10/29/17 18:23	10/30/17 17:44	7782-49-2	
Thallium	**0.50 U**	ug/L	1.0	0.50	1	10/29/17 18:23	10/30/17 17:44	7440-28-0	
7470 Mercury	Analytical Method: EPA 7470 Preparation Method: EPA 7470								
Mercury	**0.10 U**	ug/L	0.20	0.10	1	11/01/17 10:11	11/03/17 10:03	7439-97-6	
8260 MSV Low Level	Analytical Method: EPA 8260								
Acrolein	**1.6 U**	ug/L	10.0	1.6	1		11/07/17 23:40	107-02-8	
Acrylonitrile	**1.9 U**	ug/L	10.0	1.9	1		11/07/17 23:40	107-13-1	
Benzene	**0.25 U**	ug/L	1.0	0.25	1		11/07/17 23:40	71-43-2	
Bromodichloromethane	**0.18 U**	ug/L	1.0	0.18	1		11/07/17 23:40	75-27-4	
Bromoform	**0.26 U**	ug/L	1.0	0.26	1		11/07/17 23:40	75-25-2	
Bromomethane	**0.29 U**	ug/L	2.0	0.29	1		11/07/17 23:40	74-83-9	J(L1)
Carbon tetrachloride	**0.25 U**	ug/L	1.0	0.25	1		11/07/17 23:40	56-23-5	
Chlorobenzene	**0.23 U**	ug/L	1.0	0.23	1		11/07/17 23:40	108-90-7	
Chloroethane	**0.54 U**	ug/L	1.0	0.54	1		11/07/17 23:40	75-00-3	
2-Chloroethylvinyl ether	**0.34 U**	ug/L	10.0	0.34	1		11/07/17 23:40	110-75-8	c2

This report shall not be reproduced, except in full,
without the written consent of Pace Analytical Services, LLC.

Pace Analytical Services, LLC
8 East Tower Circle
Ormond Beach, FL 32174
(386)672-5668

ANALYTICAL RESULTS

Project: Lena Rd Landfill
Pace Project No.: 35344625

Sample: GW-8 **Lab ID: 35344625006** Collected: 10/27/17 11:42 Received: 10/27/17 16:30 Matrix: Water

Parameters	Results	Units	PQL	MDL	DF	Prepared	Analyzed	CAS No.	Qual
8260 MSV Low Level	Analytical Method: EPA 8260								
Chloroform	**0.14 U**	ug/L	1.0	0.14	1		11/07/17 23:40	67-66-3	
Chloromethane	**0.11 U**	ug/L	1.0	0.11	1		11/07/17 23:40	74-87-3	
Dibromochloromethane	**0.21 U**	ug/L	1.0	0.21	1		11/07/17 23:40	124-48-1	
1,2-Dichlorobenzene	**0.30 U**	ug/L	1.0	0.30	1		11/07/17 23:40	95-50-1	
1,3-Dichlorobenzene	**0.24 U**	ug/L	1.0	0.24	1		11/07/17 23:40	541-73-1	
1,4-Dichlorobenzene	**0.33 U**	ug/L	1.0	0.33	1		11/07/17 23:40	106-46-7	
1,1-Dichloroethane	**0.32 U**	ug/L	1.0	0.32	1		11/07/17 23:40	75-34-3	
1,2-Dichloroethane	**0.24 U**	ug/L	1.0	0.24	1		11/07/17 23:40	107-06-2	
1,1-Dichloroethene	**0.56 U**	ug/L	1.0	0.56	1		11/07/17 23:40	75-35-4	
trans-1,2-Dichloroethene	**0.49 U**	ug/L	1.0	0.49	1		11/07/17 23:40	156-60-5	
1,2-Dichloropropane	**0.27 U**	ug/L	1.0	0.27	1		11/07/17 23:40	78-87-5	
cis-1,3-Dichloropropene	**0.13 U**	ug/L	1.0	0.13	1		11/07/17 23:40	10061-01-5	
trans-1,3-Dichloropropene	**0.26 U**	ug/L	1.0	0.26	1		11/07/17 23:40	10061-02-6	
Ethylbenzene	**0.30 U**	ug/L	1.0	0.30	1		11/07/17 23:40	100-41-4	
Hexachloro-1,3-butadiene	**0.71 U**	ug/L	1.0	0.71	1		11/07/17 23:40	87-68-3	
Methylene Chloride	**0.97 U**	ug/L	2.0	0.97	1		11/07/17 23:40	75-09-2	
1,1,2,2-Tetrachloroethane	**0.40 U**	ug/L	1.0	0.40	1		11/07/17 23:40	79-34-5	
Tetrachloroethene	**0.46 U**	ug/L	1.0	0.46	1		11/07/17 23:40	127-18-4	
Toluene	**0.26 U**	ug/L	1.0	0.26	1		11/07/17 23:40	108-88-3	
1,1,1-Trichloroethane	**0.48 U**	ug/L	1.0	0.48	1		11/07/17 23:40	71-55-6	
1,1,2-Trichloroethane	**0.29 U**	ug/L	1.0	0.29	1		11/07/17 23:40	79-00-5	
Trichloroethene	**0.47 U**	ug/L	1.0	0.47	1		11/07/17 23:40	79-01-6	
Vinyl chloride	**0.62 U**	ug/L	1.0	0.62	1		11/07/17 23:40	75-01-4	
Surrogates									
4-Bromofluorobenzene (S)	103	%	70-130		1		11/07/17 23:40	460-00-4	
1,2-Dichloroethane-d4 (S)	103	%	70-130		1		11/07/17 23:40	17060-07-0	
Toluene-d8 (S)	96	%	70-130		1		11/07/17 23:40	2037-26-5	
2540C Total Diss. Solids Tampa	Analytical Method: SM 2540C								
Total Dissolved Solids	**237**	mg/L	5.0	5.0	1		10/31/17 16:34		
300.0 IC Anions 28 Days	Analytical Method: EPA 300.0								
Chloride	**9.1**	mg/L	5.0	2.5	1		10/30/17 16:48	16887-00-6	
350.1 Ammonia	Analytical Method: EPA 350.1								
Nitrogen, Ammonia	**0.56**	mg/L	0.050	0.020	1		11/10/17 18:28	7664-41-7	
353.2 Nitrogen, NO2/NO3 unpres	Analytical Method: EPA 353.2								
Nitrogen, Nitrate	**0.025 U**	mg/L	0.050	0.025	1		10/28/17 11:25	14797-55-8	

This report shall not be reproduced, except in full,
without the written consent of Pace Analytical Services, LLC.

Pace Analytical Services, LLC
8 East Tower Circle
Ormond Beach, FL 32174
(386)672-5668

ANALYTICAL RESULTS

Project: Lena Rd Landfill
Pace Project No.: 35344625

Sample: GW-9 **Lab ID: 35344625007** Collected: 10/27/17 12:23 Received: 10/27/17 16:30 Matrix: Water

Parameters	Results	Units	PQL	MDL	DF	Prepared	Analyzed	CAS No.	Qual
Field Data	Analytical Method:								
Field pH	**6.77**	Std. Units			1		10/27/17 12:23		
Field Temperature	**28.8**	deg C			1		10/27/17 12:23		
Field Specific Conductance	**503**	umhos/cm			1		10/27/17 12:23		
Oxygen, Dissolved	**0.28**	mg/L			1		10/27/17 12:23	7782-44-7	
Turbidity	**10.7**	NTU			1		10/27/17 12:23		
8011 GCS EDB and DBCP	Analytical Method: EPA 8011 Preparation Method: EPA 8011								
1,2-Dibromo-3-chloropropane	**0.0061 U**	ug/L	0.019	0.0061	1	10/30/17 18:30	11/01/17 01:58	96-12-8	
1,2-Dibromoethane (EDB)	**0.0072 U**	ug/L	0.0096	0.0072	1	10/30/17 18:30	11/01/17 01:58	106-93-4	
6010 MET ICP	Analytical Method: EPA 6010 Preparation Method: EPA 3010								
Barium	**12.3**	ug/L	10.0	5.0	1	10/29/17 18:25	11/01/17 22:43	7440-39-3	
Beryllium	**0.50 U**	ug/L	1.0	0.50	1	10/29/17 18:25	11/01/17 22:43	7440-41-7	
Cadmium	**0.50 U**	ug/L	1.0	0.50	1	10/29/17 18:25	11/01/17 22:43	7440-43-9	
Chromium	**2.5 U**	ug/L	5.0	2.5	1	10/29/17 18:25	11/01/17 22:43	7440-47-3	
Cobalt	**5.0 U**	ug/L	10.0	5.0	1	10/29/17 18:25	11/01/17 22:43	7440-48-4	
Copper	**2.5 U**	ug/L	5.0	2.5	1	10/29/17 18:25	11/01/17 22:43	7440-50-8	
Iron	**164**	ug/L	40.0	20.0	1	11/06/17 06:48	11/08/17 23:04	7439-89-6	
Nickel	**2.5 U**	ug/L	5.0	2.5	1	10/29/17 18:25	11/01/17 22:43	7440-02-0	
Silver	**2.5 U**	ug/L	5.0	2.5	1	10/29/17 18:25	11/01/17 22:43	7440-22-4	
Sodium	**7.1**	mg/L	1.0	0.50	1	10/29/17 18:25	11/01/17 22:43	7440-23-5	
Vanadium	**11.4**	ug/L	10.0	5.0	1	10/29/17 18:25	11/01/17 22:43	7440-62-2	
Zinc	**10.0 U**	ug/L	20.0	10.0	1	10/29/17 18:25	11/01/17 22:43	7440-66-6	
6020 MET ICPMS	Analytical Method: EPA 6020 Preparation Method: EPA 3010								
Antimony	**0.50 U**	ug/L	1.0	0.50	1	10/29/17 18:23	10/30/17 17:47	7440-36-0	
Arsenic	**2.3**	ug/L	1.0	0.50	1	10/29/17 18:23	10/30/17 17:47	7440-38-2	
Lead	**0.50 U**	ug/L	1.0	0.50	1	10/29/17 18:23	10/30/17 17:47	7439-92-1	
Selenium	**1.3**	ug/L	1.0	0.50	1	10/29/17 18:23	10/30/17 17:47	7782-49-2	
Thallium	**0.50 U**	ug/L	1.0	0.50	1	10/29/17 18:23	10/30/17 17:47	7440-28-0	
7470 Mercury	Analytical Method: EPA 7470 Preparation Method: EPA 7470								
Mercury	**0.10 U**	ug/L	0.20	0.10	1	11/01/17 10:11	11/03/17 10:05	7439-97-6	
8260 MSV Low Level	Analytical Method: EPA 8260								
Acrolein	**1.6 U**	ug/L	10.0	1.6	1		11/07/17 23:56	107-02-8	
Acrylonitrile	**1.9 U**	ug/L	10.0	1.9	1		11/07/17 23:56	107-13-1	
Benzene	**0.25 U**	ug/L	1.0	0.25	1		11/07/17 23:56	71-43-2	
Bromodichloromethane	**0.18 U**	ug/L	1.0	0.18	1		11/07/17 23:56	75-27-4	
Bromoform	**0.26 U**	ug/L	1.0	0.26	1		11/07/17 23:56	75-25-2	
Bromomethane	**0.29 U**	ug/L	2.0	0.29	1		11/07/17 23:56	74-83-9	J(L1)
Carbon tetrachloride	**0.25 U**	ug/L	1.0	0.25	1		11/07/17 23:56	56-23-5	
Chlorobenzene	**0.23 U**	ug/L	1.0	0.23	1		11/07/17 23:56	108-90-7	
Chloroethane	**0.54 U**	ug/L	1.0	0.54	1		11/07/17 23:56	75-00-3	
2-Chloroethylvinyl ether	**0.34 U**	ug/L	10.0	0.34	1		11/07/17 23:56	110-75-8	c2

This report shall not be reproduced, except in full,
without the written consent of Pace Analytical Services, LLC.

Pace Analytical Services, LLC
8 East Tower Circle
Ormond Beach, FL 32174
(386)672-5668

ANALYTICAL RESULTS

Project: Lena Rd Landfill
Pace Project No.: 35344625

Sample: GW-9 **Lab ID: 35344625007** Collected: 10/27/17 12:23 Received: 10/27/17 16:30 Matrix: Water

Parameters	Results	Units	PQL	MDL	DF	Prepared	Analyzed	CAS No.	Qual
8260 MSV Low Level	Analytical Method: EPA 8260								
Chloroform	**0.14 U**	ug/L	1.0	0.14	1		11/07/17 23:56	67-66-3	
Chloromethane	**0.11 U**	ug/L	1.0	0.11	1		11/07/17 23:56	74-87-3	
Dibromochloromethane	**0.21 U**	ug/L	1.0	0.21	1		11/07/17 23:56	124-48-1	
1,2-Dichlorobenzene	**0.30 U**	ug/L	1.0	0.30	1		11/07/17 23:56	95-50-1	
1,3-Dichlorobenzene	**0.24 U**	ug/L	1.0	0.24	1		11/07/17 23:56	541-73-1	
1,4-Dichlorobenzene	**0.33 U**	ug/L	1.0	0.33	1		11/07/17 23:56	106-46-7	
1,1-Dichloroethane	**0.32 U**	ug/L	1.0	0.32	1		11/07/17 23:56	75-34-3	
1,2-Dichloroethane	**0.24 U**	ug/L	1.0	0.24	1		11/07/17 23:56	107-06-2	
1,1-Dichloroethene	**0.56 U**	ug/L	1.0	0.56	1		11/07/17 23:56	75-35-4	
trans-1,2-Dichloroethene	**0.49 U**	ug/L	1.0	0.49	1		11/07/17 23:56	156-60-5	
1,2-Dichloropropane	**0.27 U**	ug/L	1.0	0.27	1		11/07/17 23:56	78-87-5	
cis-1,3-Dichloropropene	**0.13 U**	ug/L	1.0	0.13	1		11/07/17 23:56	10061-01-5	
trans-1,3-Dichloropropene	**0.26 U**	ug/L	1.0	0.26	1		11/07/17 23:56	10061-02-6	
Ethylbenzene	**0.30 U**	ug/L	1.0	0.30	1		11/07/17 23:56	100-41-4	
Hexachloro-1,3-butadiene	**0.71 U**	ug/L	1.0	0.71	1		11/07/17 23:56	87-68-3	
Methylene Chloride	**0.97 U**	ug/L	2.0	0.97	1		11/07/17 23:56	75-09-2	
1,1,2,2-Tetrachloroethane	**0.40 U**	ug/L	1.0	0.40	1		11/07/17 23:56	79-34-5	
Tetrachloroethene	**0.46 U**	ug/L	1.0	0.46	1		11/07/17 23:56	127-18-4	
Toluene	**0.26 U**	ug/L	1.0	0.26	1		11/07/17 23:56	108-88-3	
1,1,1-Trichloroethane	**0.48 U**	ug/L	1.0	0.48	1		11/07/17 23:56	71-55-6	
1,1,2-Trichloroethane	**0.29 U**	ug/L	1.0	0.29	1		11/07/17 23:56	79-00-5	
Trichloroethene	**0.47 U**	ug/L	1.0	0.47	1		11/07/17 23:56	79-01-6	
Vinyl chloride	**0.62 U**	ug/L	1.0	0.62	1		11/07/17 23:56	75-01-4	
Surrogates									
4-Bromofluorobenzene (S)	99	%	70-130		1		11/07/17 23:56	460-00-4	
1,2-Dichloroethane-d4 (S)	98	%	70-130		1		11/07/17 23:56	17060-07-0	
Toluene-d8 (S)	99	%	70-130		1		11/07/17 23:56	2037-26-5	
2540C Total Diss. Solids Tampa	Analytical Method: SM 2540C								
Total Dissolved Solids	**296**	mg/L	5.0	5.0	1		10/31/17 16:34		
300.0 IC Anions 28 Days	Analytical Method: EPA 300.0								
Chloride	**7.1**	mg/L	5.0	2.5	1		10/30/17 17:10	16887-00-6	
350.1 Ammonia	Analytical Method: EPA 350.1								
Nitrogen, Ammonia	**0.74**	mg/L	0.050	0.020	1		11/10/17 18:29	7664-41-7	
353.2 Nitrogen, NO2/NO3 unpres	Analytical Method: EPA 353.2								
Nitrogen, Nitrate	**0.025 U**	mg/L	0.050	0.025	1		10/28/17 11:27	14797-55-8	

This report shall not be reproduced, except in full,
without the written consent of Pace Analytical Services, LLC.

Pace Analytical Services, LLC
8 East Tower Circle
Ormond Beach, FL 32174
(386)672-5668

ANALYTICAL RESULTS

Project: Lena Rd Landfill
Pace Project No.: 35344625

Sample: GW-10 **Lab ID: 35344625008** Collected: 10/27/17 13:10 Received: 10/27/17 16:30 Matrix: Water

Parameters	Results	Units	PQL	MDL	DF	Prepared	Analyzed	CAS No.	Qual
Field Data	Analytical Method:								
Field pH	**6.89**	Std. Units			1		10/27/17 13:10		
Field Temperature	**27.4**	deg C			1		10/27/17 13:10		
Field Specific Conductance	**487**	umhos/cm			1		10/27/17 13:10		
Oxygen, Dissolved	**0.43**	mg/L			1		10/27/17 13:10	7782-44-7	
Turbidity	**29.7**	NTU			1		10/27/17 13:10		
8011 GCS EDB and DBCP	Analytical Method: EPA 8011 Preparation Method: EPA 8011								
1,2-Dibromo-3-chloropropane	**0.0062 U**	ug/L	0.019	0.0062	1	10/30/17 18:30	11/01/17 02:13	96-12-8	
1,2-Dibromoethane (EDB)	**0.0072 U**	ug/L	0.0096	0.0072	1	10/30/17 18:30	11/01/17 02:13	106-93-4	
6010 MET ICP	Analytical Method: EPA 6010 Preparation Method: EPA 3010								
Barium	**14.2**	ug/L	10.0	5.0	1	10/29/17 18:25	11/01/17 22:48	7440-39-3	
Beryllium	**0.50 U**	ug/L	1.0	0.50	1	10/29/17 18:25	11/01/17 22:48	7440-41-7	
Cadmium	**0.50 U**	ug/L	1.0	0.50	1	10/29/17 18:25	11/01/17 22:48	7440-43-9	
Chromium	**2.5 U**	ug/L	5.0	2.5	1	10/29/17 18:25	11/01/17 22:48	7440-47-3	
Cobalt	**5.0 U**	ug/L	10.0	5.0	1	10/29/17 18:25	11/01/17 22:48	7440-48-4	
Copper	**2.5 U**	ug/L	5.0	2.5	1	10/29/17 18:25	11/01/17 22:48	7440-50-8	
Iron	**1000**	ug/L	40.0	20.0	1	10/29/17 18:25	11/01/17 22:48	7439-89-6	
Nickel	**2.5 U**	ug/L	5.0	2.5	1	10/29/17 18:25	11/01/17 22:48	7440-02-0	
Silver	**2.5 U**	ug/L	5.0	2.5	1	10/29/17 18:25	11/01/17 22:48	7440-22-4	
Sodium	**4.5**	mg/L	1.0	0.50	1	10/29/17 18:25	11/01/17 22:48	7440-23-5	
Vanadium	**40.0**	ug/L	10.0	5.0	1	10/29/17 18:25	11/01/17 22:48	7440-62-2	
Zinc	**10.0 U**	ug/L	20.0	10.0	1	10/29/17 18:25	11/01/17 22:48	7440-66-6	
6020 MET ICPMS	Analytical Method: EPA 6020 Preparation Method: EPA 3010								
Antimony	**2.2**	ug/L	1.0	0.50	1	10/29/17 18:23	10/30/17 17:49	7440-36-0	
Arsenic	**10.7**	ug/L	1.0	0.50	1	10/29/17 18:23	10/30/17 17:49	7440-38-2	
Lead	**0.50 U**	ug/L	1.0	0.50	1	10/29/17 18:23	10/30/17 17:49	7439-92-1	
Selenium	**6.5**	ug/L	1.0	0.50	1	10/29/17 18:23	10/30/17 17:49	7782-49-2	
Thallium	**1.4**	ug/L	1.0	0.50	1	10/29/17 18:23	10/30/17 17:49	7440-28-0	
7470 Mercury	Analytical Method: EPA 7470 Preparation Method: EPA 7470								
Mercury	**0.10 U**	ug/L	0.20	0.10	1	11/01/17 10:11	11/03/17 10:08	7439-97-6	
8260 MSV Low Level	Analytical Method: EPA 8260								
Acrolein	**1.6 U**	ug/L	10.0	1.6	1		11/08/17 00:12	107-02-8	
Acrylonitrile	**1.9 U**	ug/L	10.0	1.9	1		11/08/17 00:12	107-13-1	
Benzene	**0.25 U**	ug/L	1.0	0.25	1		11/08/17 00:12	71-43-2	
Bromodichloromethane	**0.18 U**	ug/L	1.0	0.18	1		11/08/17 00:12	75-27-4	
Bromoform	**0.26 U**	ug/L	1.0	0.26	1		11/08/17 00:12	75-25-2	
Bromomethane	**0.29 U**	ug/L	2.0	0.29	1		11/08/17 00:12	74-83-9	J(L1)
Carbon tetrachloride	**0.25 U**	ug/L	1.0	0.25	1		11/08/17 00:12	56-23-5	
Chlorobenzene	**0.23 I**	ug/L	1.0	0.23	1		11/08/17 00:12	108-90-7	
Chloroethane	**0.54 U**	ug/L	1.0	0.54	1		11/08/17 00:12	75-00-3	
2-Chloroethylvinyl ether	**0.34 U**	ug/L	10.0	0.34	1		11/08/17 00:12	110-75-8	c2

This report shall not be reproduced, except in full,
without the written consent of Pace Analytical Services, LLC.

Pace Analytical Services, LLC
8 East Tower Circle
Ormond Beach, FL 32174
(386)672-5668

ANALYTICAL RESULTS

Project: Lena Rd Landfill
Pace Project No.: 35344625

Sample: GW-10 **Lab ID: 35344625008** Collected: 10/27/17 13:10 Received: 10/27/17 16:30 Matrix: Water

Parameters	Results	Units	PQL	MDL	DF	Prepared	Analyzed	CAS No.	Qual
8260 MSV Low Level	Analytical Method: EPA 8260								
Chloroform	**0.14 U**	ug/L	1.0	0.14	1		11/08/17 00:12	67-66-3	
Chloromethane	**0.11 U**	ug/L	1.0	0.11	1		11/08/17 00:12	74-87-3	
Dibromochloromethane	**0.21 U**	ug/L	1.0	0.21	1		11/08/17 00:12	124-48-1	
1,2-Dichlorobenzene	**0.30 U**	ug/L	1.0	0.30	1		11/08/17 00:12	95-50-1	
1,3-Dichlorobenzene	**0.24 U**	ug/L	1.0	0.24	1		11/08/17 00:12	541-73-1	
1,4-Dichlorobenzene	**0.33 U**	ug/L	1.0	0.33	1		11/08/17 00:12	106-46-7	
1,1-Dichloroethane	**0.32 U**	ug/L	1.0	0.32	1		11/08/17 00:12	75-34-3	
1,2-Dichloroethane	**0.24 U**	ug/L	1.0	0.24	1		11/08/17 00:12	107-06-2	
1,1-Dichloroethene	**0.56 U**	ug/L	1.0	0.56	1		11/08/17 00:12	75-35-4	
trans-1,2-Dichloroethene	**0.49 U**	ug/L	1.0	0.49	1		11/08/17 00:12	156-60-5	
1,2-Dichloropropane	**0.27 U**	ug/L	1.0	0.27	1		11/08/17 00:12	78-87-5	
cis-1,3-Dichloropropene	**0.13 U**	ug/L	1.0	0.13	1		11/08/17 00:12	10061-01-5	
trans-1,3-Dichloropropene	**0.26 U**	ug/L	1.0	0.26	1		11/08/17 00:12	10061-02-6	
Ethylbenzene	**0.30 U**	ug/L	1.0	0.30	1		11/08/17 00:12	100-41-4	
Hexachloro-1,3-butadiene	**0.71 U**	ug/L	1.0	0.71	1		11/08/17 00:12	87-68-3	
Methylene Chloride	**0.97 U**	ug/L	2.0	0.97	1		11/08/17 00:12	75-09-2	
1,1,2,2-Tetrachloroethane	**0.40 U**	ug/L	1.0	0.40	1		11/08/17 00:12	79-34-5	
Tetrachloroethene	**0.46 U**	ug/L	1.0	0.46	1		11/08/17 00:12	127-18-4	
Toluene	**0.26 U**	ug/L	1.0	0.26	1		11/08/17 00:12	108-88-3	
1,1,1-Trichloroethane	**0.48 U**	ug/L	1.0	0.48	1		11/08/17 00:12	71-55-6	
1,1,2-Trichloroethane	**0.29 U**	ug/L	1.0	0.29	1		11/08/17 00:12	79-00-5	
Trichloroethene	**0.47 U**	ug/L	1.0	0.47	1		11/08/17 00:12	79-01-6	
Vinyl chloride	**0.62 U**	ug/L	1.0	0.62	1		11/08/17 00:12	75-01-4	
Surrogates									
4-Bromofluorobenzene (S)	101	%	70-130		1		11/08/17 00:12	460-00-4	
1,2-Dichloroethane-d4 (S)	93	%	70-130		1		11/08/17 00:12	17060-07-0	
Toluene-d8 (S)	97	%	70-130		1		11/08/17 00:12	2037-26-5	
2540C Total Diss. Solids Tampa	Analytical Method: SM 2540C								
Total Dissolved Solids	**301**	mg/L	5.0	5.0	1		10/31/17 16:35		
300.0 IC Anions 28 Days	Analytical Method: EPA 300.0								
Chloride	**7.5**	mg/L	5.0	2.5	1		10/30/17 17:32	16887-00-6	
350.1 Ammonia	Analytical Method: EPA 350.1								
Nitrogen, Ammonia	**1.1**	mg/L	0.050	0.020	1		11/10/17 18:31	7664-41-7	
353.2 Nitrogen, NO2/NO3 unpres	Analytical Method: EPA 353.2								
Nitrogen, Nitrate	**0.031 I**	mg/L	0.050	0.025	1		10/28/17 11:28	14797-55-8	

This report shall not be reproduced, except in full,
without the written consent of Pace Analytical Services, LLC.

Pace Analytical Services, LLC
8 East Tower Circle
Ormond Beach, FL 32174
(386)672-5668

ANALYTICAL RESULTS

Project: Lena Rd Landfill
Pace Project No.: 35344625

Sample: GW-11 **Lab ID: 35344625009** Collected: 10/27/17 14:09 Received: 10/27/17 16:30 Matrix: Water

Parameters	Results	Units	PQL	MDL	DF	Prepared	Analyzed	CAS No.	Qual
Field Data	Analytical Method:								
Field pH	**6.59**	Std. Units			1		10/27/17 14:09		
Field Temperature	**27.1**	deg C			1		10/27/17 14:09		
Field Specific Conductance	**322**	umhos/cm			1		10/27/17 14:09		
Oxygen, Dissolved	**0.35**	mg/L			1		10/27/17 14:09	7782-44-7	
Turbidity	**6.65**	NTU			1		10/27/17 14:09		
8011 GCS EDB and DBCP	Analytical Method: EPA 8011 Preparation Method: EPA 8011								
1,2-Dibromo-3-chloropropane	**0.0061 U**	ug/L	0.019	0.0061	1	10/30/17 18:30	11/01/17 02:27	96-12-8	
1,2-Dibromoethane (EDB)	**0.0072 U**	ug/L	0.0096	0.0072	1	10/30/17 18:30	11/01/17 02:27	106-93-4	
6010 MET ICP	Analytical Method: EPA 6010 Preparation Method: EPA 3010								
Barium	**7.2 I**	ug/L	10.0	5.0	1	10/29/17 18:25	11/01/17 22:53	7440-39-3	
Beryllium	**0.50 U**	ug/L	1.0	0.50	1	10/29/17 18:25	11/01/17 22:53	7440-41-7	
Cadmium	**0.50 U**	ug/L	1.0	0.50	1	10/29/17 18:25	11/01/17 22:53	7440-43-9	
Chromium	**2.5 U**	ug/L	5.0	2.5	1	10/29/17 18:25	11/01/17 22:53	7440-47-3	
Cobalt	**5.0 U**	ug/L	10.0	5.0	1	10/29/17 18:25	11/01/17 22:53	7440-48-4	
Copper	**2.5 U**	ug/L	5.0	2.5	1	10/29/17 18:25	11/01/17 22:53	7440-50-8	
Iron	**434**	ug/L	40.0	20.0	1	10/29/17 18:25	11/01/17 22:53	7439-89-6	
Nickel	**2.5 U**	ug/L	5.0	2.5	1	10/29/17 18:25	11/01/17 22:53	7440-02-0	
Silver	**2.5 U**	ug/L	5.0	2.5	1	10/29/17 18:25	11/01/17 22:53	7440-22-4	
Sodium	**12.3**	mg/L	1.0	0.50	1	10/29/17 18:25	11/01/17 22:53	7440-23-5	
Vanadium	**5.0 U**	ug/L	10.0	5.0	1	10/29/17 18:25	11/01/17 22:53	7440-62-2	
Zinc	**10.0 U**	ug/L	20.0	10.0	1	10/29/17 18:25	11/01/17 22:53	7440-66-6	
6020 MET ICPMS	Analytical Method: EPA 6020 Preparation Method: EPA 3010								
Antimony	**0.50 U**	ug/L	1.0	0.50	1	10/29/17 18:23	10/30/17 17:52	7440-36-0	
Arsenic	**2.3**	ug/L	1.0	0.50	1	10/29/17 18:23	10/30/17 17:52	7440-38-2	
Lead	**0.50 U**	ug/L	1.0	0.50	1	10/29/17 18:23	10/30/17 17:52	7439-92-1	
Selenium	**0.50 U**	ug/L	1.0	0.50	1	10/29/17 18:23	10/30/17 17:52	7782-49-2	
Thallium	**0.50 U**	ug/L	1.0	0.50	1	10/29/17 18:23	10/30/17 17:52	7440-28-0	
7470 Mercury	Analytical Method: EPA 7470 Preparation Method: EPA 7470								
Mercury	**0.10 U**	ug/L	0.20	0.10	1	11/01/17 10:11	11/03/17 10:10	7439-97-6	
8260 MSV Low Level	Analytical Method: EPA 8260								
Acrolein	**1.6 U**	ug/L	10.0	1.6	1		11/08/17 00:44	107-02-8	
Acrylonitrile	**1.9 U**	ug/L	10.0	1.9	1		11/08/17 00:44	107-13-1	
Benzene	**0.25 U**	ug/L	1.0	0.25	1		11/08/17 00:44	71-43-2	
Bromodichloromethane	**0.18 U**	ug/L	1.0	0.18	1		11/08/17 00:44	75-27-4	
Bromoform	**0.26 U**	ug/L	1.0	0.26	1		11/08/17 00:44	75-25-2	
Bromomethane	**0.29 U**	ug/L	2.0	0.29	1		11/08/17 00:44	74-83-9	J(L1)
Carbon tetrachloride	**0.25 U**	ug/L	1.0	0.25	1		11/08/17 00:44	56-23-5	
Chlorobenzene	**0.23 U**	ug/L	1.0	0.23	1		11/08/17 00:44	108-90-7	
Chloroethane	**0.54 U**	ug/L	1.0	0.54	1		11/08/17 00:44	75-00-3	
2-Chloroethylvinyl ether	**0.34 U**	ug/L	10.0	0.34	1		11/08/17 00:44	110-75-8	c2

This report shall not be reproduced, except in full,
without the written consent of Pace Analytical Services, LLC.

Pace Analytical Services, LLC
8 East Tower Circle
Ormond Beach, FL 32174
(386)672-5668

ANALYTICAL RESULTS

Project: Lena Rd Landfill
Pace Project No.: 35344625

Sample: GW-11 **Lab ID: 35344625009** Collected: 10/27/17 14:09 Received: 10/27/17 16:30 Matrix: Water

Parameters	Results	Units	PQL	MDL	DF	Prepared	Analyzed	CAS No.	Qual
8260 MSV Low Level	Analytical Method: EPA 8260								
Chloroform	**0.14 U**	ug/L	1.0	0.14	1		11/08/17 00:44	67-66-3	
Chloromethane	**0.11 U**	ug/L	1.0	0.11	1		11/08/17 00:44	74-87-3	
Dibromochloromethane	**0.21 U**	ug/L	1.0	0.21	1		11/08/17 00:44	124-48-1	
1,2-Dichlorobenzene	**0.30 U**	ug/L	1.0	0.30	1		11/08/17 00:44	95-50-1	
1,3-Dichlorobenzene	**0.24 U**	ug/L	1.0	0.24	1		11/08/17 00:44	541-73-1	
1,4-Dichlorobenzene	**0.33 U**	ug/L	1.0	0.33	1		11/08/17 00:44	106-46-7	
1,1-Dichloroethane	**0.32 U**	ug/L	1.0	0.32	1		11/08/17 00:44	75-34-3	
1,2-Dichloroethane	**0.24 U**	ug/L	1.0	0.24	1		11/08/17 00:44	107-06-2	
1,1-Dichloroethene	**0.56 U**	ug/L	1.0	0.56	1		11/08/17 00:44	75-35-4	
trans-1,2-Dichloroethene	**0.49 U**	ug/L	1.0	0.49	1		11/08/17 00:44	156-60-5	
1,2-Dichloropropane	**0.27 U**	ug/L	1.0	0.27	1		11/08/17 00:44	78-87-5	
cis-1,3-Dichloropropene	**0.13 U**	ug/L	1.0	0.13	1		11/08/17 00:44	10061-01-5	
trans-1,3-Dichloropropene	**0.26 U**	ug/L	1.0	0.26	1		11/08/17 00:44	10061-02-6	
Ethylbenzene	**0.30 U**	ug/L	1.0	0.30	1		11/08/17 00:44	100-41-4	
Hexachloro-1,3-butadiene	**0.71 U**	ug/L	1.0	0.71	1		11/08/17 00:44	87-68-3	
Methylene Chloride	**0.97 U**	ug/L	2.0	0.97	1		11/08/17 00:44	75-09-2	
1,1,2,2-Tetrachloroethane	**0.40 U**	ug/L	1.0	0.40	1		11/08/17 00:44	79-34-5	
Tetrachloroethene	**0.46 U**	ug/L	1.0	0.46	1		11/08/17 00:44	127-18-4	
Toluene	**0.26 U**	ug/L	1.0	0.26	1		11/08/17 00:44	108-88-3	
1,1,1-Trichloroethane	**0.48 U**	ug/L	1.0	0.48	1		11/08/17 00:44	71-55-6	
1,1,2-Trichloroethane	**0.29 U**	ug/L	1.0	0.29	1		11/08/17 00:44	79-00-5	
Trichloroethene	**0.47 U**	ug/L	1.0	0.47	1		11/08/17 00:44	79-01-6	
Vinyl chloride	**0.62 U**	ug/L	1.0	0.62	1		11/08/17 00:44	75-01-4	
Surrogates									
4-Bromofluorobenzene (S)	100	%	70-130		1		11/08/17 00:44	460-00-4	
1,2-Dichloroethane-d4 (S)	92	%	70-130		1		11/08/17 00:44	17060-07-0	
Toluene-d8 (S)	97	%	70-130		1		11/08/17 00:44	2037-26-5	
2540C Total Diss. Solids Tampa	Analytical Method: SM 2540C								
Total Dissolved Solids	**193**	mg/L	5.0	5.0	1		10/31/17 16:35		
300.0 IC Anions 28 Days	Analytical Method: EPA 300.0								
Chloride	**11.6**	mg/L	5.0	2.5	1		10/30/17 18:38	16887-00-6	
350.1 Ammonia	Analytical Method: EPA 350.1								
Nitrogen, Ammonia	**0.24**	mg/L	0.050	0.020	1		11/10/17 18:36	7664-41-7	
353.2 Nitrogen, NO2/NO3 unpres	Analytical Method: EPA 353.2								
Nitrogen, Nitrate	**0.025 U**	mg/L	0.050	0.025	1		10/28/17 11:29	14797-55-8	

This report shall not be reproduced, except in full,
without the written consent of Pace Analytical Services, LLC.

Pace Analytical Services, LLC
8 East Tower Circle
Ormond Beach, FL 32174
(386)672-5668

ANALYTICAL RESULTS

Project: Lena Rd Landfill
Pace Project No.: 35344625

Sample: GW-11 DUP **Lab ID: 35344625010** Collected: 10/27/17 14:09 Received: 10/27/17 16:30 Matrix: Water

Parameters	Results	Units	PQL	MDL	DF	Prepared	Analyzed	CAS No.	Qual
Field Data	Analytical Method:								
Field pH	**6.59**	Std. Units			1		10/27/17 14:09		
Field Temperature	**27.1**	deg C			1		10/27/17 14:09		
Field Specific Conductance	**322**	umhos/cm			1		10/27/17 14:09		
Oxygen, Dissolved	**0.35**	mg/L			1		10/27/17 14:09	7782-44-7	
Turbidity	**6.65**	NTU			1		10/27/17 14:09		
8011 GCS EDB and DBCP	Analytical Method: EPA 8011 Preparation Method: EPA 8011								
1,2-Dibromo-3-chloropropane	**0.0063 U**	ug/L	0.020	0.0063	1	10/30/17 18:30	11/01/17 02:42	96-12-8	
1,2-Dibromoethane (EDB)	**0.0074 U**	ug/L	0.0099	0.0074	1	10/30/17 18:30	11/01/17 02:42	106-93-4	
6010 MET ICP	Analytical Method: EPA 6010 Preparation Method: EPA 3010								
Barium	**6.8 I**	ug/L	10.0	5.0	1	10/29/17 18:25	11/01/17 22:58	7440-39-3	
Beryllium	**0.50 U**	ug/L	1.0	0.50	1	10/29/17 18:25	11/01/17 22:58	7440-41-7	
Cadmium	**0.50 U**	ug/L	1.0	0.50	1	10/29/17 18:25	11/01/17 22:58	7440-43-9	
Chromium	**2.5 U**	ug/L	5.0	2.5	1	10/29/17 18:25	11/01/17 22:58	7440-47-3	
Cobalt	**5.0 U**	ug/L	10.0	5.0	1	10/29/17 18:25	11/01/17 22:58	7440-48-4	
Copper	**2.5 U**	ug/L	5.0	2.5	1	10/29/17 18:25	11/01/17 22:58	7440-50-8	
Iron	**413**	ug/L	40.0	20.0	1	10/29/17 18:25	11/01/17 22:58	7439-89-6	
Nickel	**2.5 U**	ug/L	5.0	2.5	1	10/29/17 18:25	11/01/17 22:58	7440-02-0	
Silver	**2.5 U**	ug/L	5.0	2.5	1	10/29/17 18:25	11/01/17 22:58	7440-22-4	
Sodium	**11.9**	mg/L	1.0	0.50	1	10/29/17 18:25	11/01/17 22:58	7440-23-5	
Vanadium	**5.0 U**	ug/L	10.0	5.0	1	10/29/17 18:25	11/01/17 22:58	7440-62-2	
Zinc	**10.0 U**	ug/L	20.0	10.0	1	10/29/17 18:25	11/01/17 22:58	7440-66-6	
6020 MET ICPMS	Analytical Method: EPA 6020 Preparation Method: EPA 3010								
Antimony	**0.50 U**	ug/L	1.0	0.50	1	10/29/17 18:23	10/30/17 17:54	7440-36-0	
Arsenic	**2.4**	ug/L	1.0	0.50	1	10/29/17 18:23	10/30/17 17:54	7440-38-2	
Lead	**0.50 U**	ug/L	1.0	0.50	1	10/29/17 18:23	10/30/17 17:54	7439-92-1	
Selenium	**0.50 U**	ug/L	1.0	0.50	1	10/29/17 18:23	10/30/17 17:54	7782-49-2	
Thallium	**0.50 U**	ug/L	1.0	0.50	1	10/29/17 18:23	10/30/17 17:54	7440-28-0	
7470 Mercury	Analytical Method: EPA 7470 Preparation Method: EPA 7470								
Mercury	**0.10 U**	ug/L	0.20	0.10	1	11/01/17 10:11	11/03/17 10:12	7439-97-6	
8260 MSV Low Level	Analytical Method: EPA 8260								
Acrolein	**1.6 U**	ug/L	10.0	1.6	1		11/08/17 01:00	107-02-8	
Acrylonitrile	**1.9 U**	ug/L	10.0	1.9	1		11/08/17 01:00	107-13-1	
Benzene	**0.25 U**	ug/L	1.0	0.25	1		11/08/17 01:00	71-43-2	
Bromodichloromethane	**0.18 U**	ug/L	1.0	0.18	1		11/08/17 01:00	75-27-4	
Bromoform	**0.26 U**	ug/L	1.0	0.26	1		11/08/17 01:00	75-25-2	
Bromomethane	**0.29 U**	ug/L	2.0	0.29	1		11/08/17 01:00	74-83-9	J(L1)
Carbon tetrachloride	**0.25 U**	ug/L	1.0	0.25	1		11/08/17 01:00	56-23-5	
Chlorobenzene	**0.23 U**	ug/L	1.0	0.23	1		11/08/17 01:00	108-90-7	
Chloroethane	**0.54 U**	ug/L	1.0	0.54	1		11/08/17 01:00	75-00-3	
2-Chloroethylvinyl ether	**0.34 U**	ug/L	10.0	0.34	1		11/08/17 01:00	110-75-8	c2

This report shall not be reproduced, except in full,
without the written consent of Pace Analytical Services, LLC.

Pace Analytical Services, LLC
8 East Tower Circle
Ormond Beach, FL 32174
(386)672-5668

ANALYTICAL RESULTS

Project: Lena Rd Landfill
Pace Project No.: 35344625

Sample: GW-11 DUP **Lab ID: 35344625010** Collected: 10/27/17 14:09 Received: 10/27/17 16:30 Matrix: Water

Parameters	Results	Units	PQL	MDL	DF	Prepared	Analyzed	CAS No.	Qual
8260 MSV Low Level	Analytical Method: EPA 8260								
Chloroform	**0.14 U**	ug/L	1.0	0.14	1		11/08/17 01:00	67-66-3	
Chloromethane	**0.11 U**	ug/L	1.0	0.11	1		11/08/17 01:00	74-87-3	
Dibromochloromethane	**0.21 U**	ug/L	1.0	0.21	1		11/08/17 01:00	124-48-1	
1,2-Dichlorobenzene	**0.30 U**	ug/L	1.0	0.30	1		11/08/17 01:00	95-50-1	
1,3-Dichlorobenzene	**0.24 U**	ug/L	1.0	0.24	1		11/08/17 01:00	541-73-1	
1,4-Dichlorobenzene	**0.33 U**	ug/L	1.0	0.33	1		11/08/17 01:00	106-46-7	
1,1-Dichloroethane	**0.32 U**	ug/L	1.0	0.32	1		11/08/17 01:00	75-34-3	
1,2-Dichloroethane	**0.24 U**	ug/L	1.0	0.24	1		11/08/17 01:00	107-06-2	
1,1-Dichloroethene	**0.56 U**	ug/L	1.0	0.56	1		11/08/17 01:00	75-35-4	
trans-1,2-Dichloroethene	**0.49 U**	ug/L	1.0	0.49	1		11/08/17 01:00	156-60-5	
1,2-Dichloropropane	**0.27 U**	ug/L	1.0	0.27	1		11/08/17 01:00	78-87-5	
cis-1,3-Dichloropropene	**0.13 U**	ug/L	1.0	0.13	1		11/08/17 01:00	10061-01-5	
trans-1,3-Dichloropropene	**0.26 U**	ug/L	1.0	0.26	1		11/08/17 01:00	10061-02-6	
Ethylbenzene	**0.30 U**	ug/L	1.0	0.30	1		11/08/17 01:00	100-41-4	
Hexachloro-1,3-butadiene	**0.71 U**	ug/L	1.0	0.71	1		11/08/17 01:00	87-68-3	
Methylene Chloride	**0.97 U**	ug/L	2.0	0.97	1		11/08/17 01:00	75-09-2	
1,1,2,2-Tetrachloroethane	**0.40 U**	ug/L	1.0	0.40	1		11/08/17 01:00	79-34-5	
Tetrachloroethene	**0.46 U**	ug/L	1.0	0.46	1		11/08/17 01:00	127-18-4	
Toluene	**0.26 U**	ug/L	1.0	0.26	1		11/08/17 01:00	108-88-3	
1,1,1-Trichloroethane	**0.48 U**	ug/L	1.0	0.48	1		11/08/17 01:00	71-55-6	
1,1,2-Trichloroethane	**0.29 U**	ug/L	1.0	0.29	1		11/08/17 01:00	79-00-5	
Trichloroethene	**0.47 U**	ug/L	1.0	0.47	1		11/08/17 01:00	79-01-6	
Vinyl chloride	**0.62 U**	ug/L	1.0	0.62	1		11/08/17 01:00	75-01-4	
Surrogates									
4-Bromofluorobenzene (S)	101	%	70-130		1		11/08/17 01:00	460-00-4	
1,2-Dichloroethane-d4 (S)	97	%	70-130		1		11/08/17 01:00	17060-07-0	
Toluene-d8 (S)	97	%	70-130		1		11/08/17 01:00	2037-26-5	
2540C Total Diss. Solids Tampa	Analytical Method: SM 2540C								
Total Dissolved Solids	**194**	mg/L	5.0	5.0	1		10/31/17 16:35		
300.0 IC Anions 28 Days	Analytical Method: EPA 300.0								
Chloride	**11.7**	mg/L	5.0	2.5	1		10/30/17 19:00	16887-00-6	
350.1 Ammonia	Analytical Method: EPA 350.1								
Nitrogen, Ammonia	**0.28**	mg/L	0.050	0.020	1		11/10/17 18:37	7664-41-7	
353.2 Nitrogen, NO2/NO3 unpres	Analytical Method: EPA 353.2								
Nitrogen, Nitrate	**0.025 U**	mg/L	0.050	0.025	1		10/28/17 11:33	14797-55-8	

This report shall not be reproduced, except in full,
without the written consent of Pace Analytical Services, LLC.

Pace Analytical Services, LLC
8 East Tower Circle
Ormond Beach, FL 32174
(386)672-5668

ANALYTICAL RESULTS

Project: Lena Rd Landfill
Pace Project No.: 35344625

Sample: GW-12 **Lab ID: 35344625011** Collected: 10/27/17 15:03 Received: 10/27/17 16:30 Matrix: Water

Parameters	Results	Units	PQL	MDL	DF	Prepared	Analyzed	CAS No.	Qual
Field Data	Analytical Method:								
Field pH	**6.71**	Std. Units			1		10/27/17 15:03		
Field Temperature	**27.5**	deg C			1		10/27/17 15:03		
Field Specific Conductance	**682**	umhos/cm			1		10/27/17 15:03		
Oxygen, Dissolved	**0.17**	mg/L			1		10/27/17 15:03	7782-44-7	
Turbidity	**1.92**	NTU			1		10/27/17 15:03		
8011 GCS EDB and DBCP	Analytical Method: EPA 8011 Preparation Method: EPA 8011								
1,2-Dibromo-3-chloropropane	**0.0061 U**	ug/L	0.019	0.0061	1	10/30/17 18:30	11/01/17 02:57	96-12-8	
1,2-Dibromoethane (EDB)	**0.0072 U**	ug/L	0.0095	0.0072	1	10/30/17 18:30	11/01/17 02:57	106-93-4	
6010 MET ICP	Analytical Method: EPA 6010 Preparation Method: EPA 3010								
Barium	**35.0**	ug/L	10.0	5.0	1	10/29/17 20:31	11/01/17 23:04	7440-39-3	
Beryllium	**0.50 U**	ug/L	1.0	0.50	1	10/29/17 20:31	11/01/17 23:04	7440-41-7	
Cadmium	**0.50 U**	ug/L	1.0	0.50	1	10/29/17 20:31	11/01/17 23:04	7440-43-9	
Chromium	**2.5 U**	ug/L	5.0	2.5	1	10/29/17 20:31	11/01/17 23:04	7440-47-3	
Cobalt	**5.0 U**	ug/L	10.0	5.0	1	10/29/17 20:31	11/01/17 23:04	7440-48-4	
Copper	**2.5 U**	ug/L	5.0	2.5	1	10/29/17 20:31	11/01/17 23:04	7440-50-8	
Iron	**85.0**	ug/L	40.0	20.0	1	11/06/17 06:48	11/08/17 23:08	7439-89-6	
Nickel	**2.5 U**	ug/L	5.0	2.5	1	10/29/17 20:31	11/01/17 23:04	7440-02-0	
Silver	**2.5 U**	ug/L	5.0	2.5	1	10/29/17 20:31	11/01/17 23:04	7440-22-4	
Sodium	**3.7**	mg/L	1.0	0.50	1	10/29/17 20:31	11/01/17 23:04	7440-23-5	
Vanadium	**37.0**	ug/L	10.0	5.0	1	10/29/17 20:31	11/01/17 23:04	7440-62-2	
Zinc	**10.0 U**	ug/L	20.0	10.0	1	10/29/17 20:31	11/01/17 23:04	7440-66-6	
6020 MET ICPMS	Analytical Method: EPA 6020 Preparation Method: EPA 3010								
Antimony	**2.9**	ug/L	1.0	0.50	1	10/29/17 21:13	10/30/17 17:57	7440-36-0	
Arsenic	**2.2**	ug/L	1.0	0.50	1	10/29/17 21:13	10/30/17 17:57	7440-38-2	
Lead	**0.50 U**	ug/L	1.0	0.50	1	10/29/17 21:13	10/30/17 17:57	7439-92-1	
Selenium	**10.6**	ug/L	1.0	0.50	1	10/29/17 21:13	10/30/17 17:57	7782-49-2	
Thallium	**0.50 U**	ug/L	1.0	0.50	1	10/29/17 21:13	10/30/17 17:57	7440-28-0	
7470 Mercury	Analytical Method: EPA 7470 Preparation Method: EPA 7470								
Mercury	**0.10 U**	ug/L	0.20	0.10	1	11/01/17 10:11	11/03/17 10:14	7439-97-6	
8260 MSV Low Level	Analytical Method: EPA 8260								
Acrolein	**1.6 U**	ug/L	10.0	1.6	1		11/08/17 01:16	107-02-8	
Acrylonitrile	**1.9 U**	ug/L	10.0	1.9	1		11/08/17 01:16	107-13-1	
Benzene	**0.25 U**	ug/L	1.0	0.25	1		11/08/17 01:16	71-43-2	
Bromodichloromethane	**0.18 U**	ug/L	1.0	0.18	1		11/08/17 01:16	75-27-4	
Bromoform	**0.26 U**	ug/L	1.0	0.26	1		11/08/17 01:16	75-25-2	
Bromomethane	**0.29 U**	ug/L	2.0	0.29	1		11/08/17 01:16	74-83-9	J(L1)
Carbon tetrachloride	**0.25 U**	ug/L	1.0	0.25	1		11/08/17 01:16	56-23-5	
Chlorobenzene	**0.23 U**	ug/L	1.0	0.23	1		11/08/17 01:16	108-90-7	
Chloroethane	**0.54 U**	ug/L	1.0	0.54	1		11/08/17 01:16	75-00-3	
2-Chloroethylvinyl ether	**0.34 U**	ug/L	10.0	0.34	1		11/08/17 01:16	110-75-8	c2

This report shall not be reproduced, except in full,
without the written consent of Pace Analytical Services, LLC.

Pace Analytical Services, LLC
8 East Tower Circle
Ormond Beach, FL 32174
(386)672-5668

ANALYTICAL RESULTS

Project: Lena Rd Landfill
Pace Project No.: 35344625

Sample: GW-12 **Lab ID: 35344625011** Collected: 10/27/17 15:03 Received: 10/27/17 16:30 Matrix: Water

Parameters	Results	Units	PQL	MDL	DF	Prepared	Analyzed	CAS No.	Qual
8260 MSV Low Level	Analytical Method: EPA 8260								
Chloroform	**0.14 U**	ug/L	1.0	0.14	1		11/08/17 01:16	67-66-3	
Chloromethane	**0.11 U**	ug/L	1.0	0.11	1		11/08/17 01:16	74-87-3	
Dibromochloromethane	**0.21 U**	ug/L	1.0	0.21	1		11/08/17 01:16	124-48-1	
1,2-Dichlorobenzene	**0.30 U**	ug/L	1.0	0.30	1		11/08/17 01:16	95-50-1	
1,3-Dichlorobenzene	**0.24 U**	ug/L	1.0	0.24	1		11/08/17 01:16	541-73-1	
1,4-Dichlorobenzene	**0.33 U**	ug/L	1.0	0.33	1		11/08/17 01:16	106-46-7	
1,1-Dichloroethane	**0.32 U**	ug/L	1.0	0.32	1		11/08/17 01:16	75-34-3	
1,2-Dichloroethane	**0.24 U**	ug/L	1.0	0.24	1		11/08/17 01:16	107-06-2	
1,1-Dichloroethene	**0.56 U**	ug/L	1.0	0.56	1		11/08/17 01:16	75-35-4	
trans-1,2-Dichloroethene	**0.49 U**	ug/L	1.0	0.49	1		11/08/17 01:16	156-60-5	
1,2-Dichloropropane	**0.27 U**	ug/L	1.0	0.27	1		11/08/17 01:16	78-87-5	
cis-1,3-Dichloropropene	**0.13 U**	ug/L	1.0	0.13	1		11/08/17 01:16	10061-01-5	
trans-1,3-Dichloropropene	**0.26 U**	ug/L	1.0	0.26	1		11/08/17 01:16	10061-02-6	
Ethylbenzene	**0.30 U**	ug/L	1.0	0.30	1		11/08/17 01:16	100-41-4	
Hexachloro-1,3-butadiene	**0.71 U**	ug/L	1.0	0.71	1		11/08/17 01:16	87-68-3	
Methylene Chloride	**0.97 U**	ug/L	2.0	0.97	1		11/08/17 01:16	75-09-2	
1,1,2,2-Tetrachloroethane	**0.40 U**	ug/L	1.0	0.40	1		11/08/17 01:16	79-34-5	
Tetrachloroethene	**0.46 U**	ug/L	1.0	0.46	1		11/08/17 01:16	127-18-4	
Toluene	**0.26 U**	ug/L	1.0	0.26	1		11/08/17 01:16	108-88-3	
1,1,1-Trichloroethane	**0.48 U**	ug/L	1.0	0.48	1		11/08/17 01:16	71-55-6	
1,1,2-Trichloroethane	**0.29 U**	ug/L	1.0	0.29	1		11/08/17 01:16	79-00-5	
Trichloroethene	**0.47 U**	ug/L	1.0	0.47	1		11/08/17 01:16	79-01-6	
Vinyl chloride	**0.62 U**	ug/L	1.0	0.62	1		11/08/17 01:16	75-01-4	
Surrogates									
4-Bromofluorobenzene (S)	105	%	70-130		1		11/08/17 01:16	460-00-4	
1,2-Dichloroethane-d4 (S)	96	%	70-130		1		11/08/17 01:16	17060-07-0	
Toluene-d8 (S)	94	%	70-130		1		11/08/17 01:16	2037-26-5	
2540C Total Diss. Solids Tampa	Analytical Method: SM 2540C								
Total Dissolved Solids	**423**	mg/L	5.0	5.0	1		10/31/17 16:36		
300.0 IC Anions 28 Days	Analytical Method: EPA 300.0								
Chloride	**4.4 I**	mg/L	5.0	2.5	1		10/30/17 19:22	16887-00-6	
350.1 Ammonia	Analytical Method: EPA 350.1								
Nitrogen, Ammonia	**0.073**	mg/L	0.050	0.020	1		11/10/17 18:39	7664-41-7	
353.2 Nitrogen, NO2/NO3 unpres	Analytical Method: EPA 353.2								
Nitrogen, Nitrate	**1.9**	mg/L	0.050	0.025	1		10/28/17 11:56	14797-55-8	

This report shall not be reproduced, except in full,
without the written consent of Pace Analytical Services, LLC.

Pace Analytical Services, LLC
8 East Tower Circle
Ormond Beach, FL 32174
(386)672-5668

ANALYTICAL RESULTS

Project: Lena Rd Landfill
Pace Project No.: 35344625

Sample: EQ Blank 102717 **Lab ID: 35344625012** Collected: 10/27/17 14:40 Received: 10/27/17 16:30 Matrix: Water

Parameters	Results	Units	PQL	MDL	DF	Prepared	Analyzed	CAS No.	Qual
8011 GCS EDB and DBCP	Analytical Method: EPA 8011 Preparation Method: EPA 8011								
1,2-Dibromo-3-chloropropane	**0.0062 U**	ug/L	0.019	0.0062	1	10/30/17 18:30	10/31/17 20:37	96-12-8	
1,2-Dibromoethane (EDB)	**0.0072 U**	ug/L	0.0096	0.0072	1	10/30/17 18:30	10/31/17 20:37	106-93-4	
6010 MET ICP	Analytical Method: EPA 6010 Preparation Method: EPA 3010								
Barium	**5.0 U**	ug/L	10.0	5.0	1	10/29/17 20:31	11/01/17 23:09	7440-39-3	
Beryllium	**0.50 U**	ug/L	1.0	0.50	1	10/29/17 20:31	11/01/17 23:09	7440-41-7	
Cadmium	**0.50 U**	ug/L	1.0	0.50	1	10/29/17 20:31	11/01/17 23:09	7440-43-9	
Chromium	**2.5 U**	ug/L	5.0	2.5	1	10/29/17 20:31	11/01/17 23:09	7440-47-3	
Cobalt	**5.0 U**	ug/L	10.0	5.0	1	10/29/17 20:31	11/01/17 23:09	7440-48-4	
Copper	**2.5 U**	ug/L	5.0	2.5	1	10/29/17 20:31	11/01/17 23:09	7440-50-8	
Iron	**20.0 U**	ug/L	40.0	20.0	1	10/29/17 20:31	11/01/17 23:09	7439-89-6	
Nickel	**2.5 U**	ug/L	5.0	2.5	1	10/29/17 20:31	11/01/17 23:09	7440-02-0	
Silver	**2.5 U**	ug/L	5.0	2.5	1	10/29/17 20:31	11/01/17 23:09	7440-22-4	
Sodium	**0.50 U**	mg/L	1.0	0.50	1	10/29/17 20:31	11/01/17 23:09	7440-23-5	
Vanadium	**5.0 U**	ug/L	10.0	5.0	1	10/29/17 20:31	11/01/17 23:09	7440-62-2	
Zinc	**10.0 U**	ug/L	20.0	10.0	1	10/29/17 20:31	11/01/17 23:09	7440-66-6	
6020 MET ICPMS	Analytical Method: EPA 6020 Preparation Method: EPA 3010								
Antimony	**0.50 U**	ug/L	1.0	0.50	1	10/29/17 21:13	10/30/17 17:59	7440-36-0	
Arsenic	**0.50 U**	ug/L	1.0	0.50	1	10/29/17 21:13	10/30/17 17:59	7440-38-2	
Lead	**0.50 U**	ug/L	1.0	0.50	1	10/29/17 21:13	10/30/17 17:59	7439-92-1	
Selenium	**0.50 U**	ug/L	1.0	0.50	1	10/29/17 21:13	10/30/17 17:59	7782-49-2	
Thallium	**0.50 U**	ug/L	1.0	0.50	1	10/29/17 21:13	10/30/17 17:59	7440-28-0	
7470 Mercury	Analytical Method: EPA 7470 Preparation Method: EPA 7470								
Mercury	**0.10 U**	ug/L	0.20	0.10	1	11/01/17 10:11	11/03/17 10:16	7439-97-6	
8260 MSV Low Level	Analytical Method: EPA 8260								
Acrolein	**1.6 U**	ug/L	10.0	1.6	1		11/08/17 01:32	107-02-8	
Acrylonitrile	**1.9 U**	ug/L	10.0	1.9	1		11/08/17 01:32	107-13-1	
Benzene	**0.25 U**	ug/L	1.0	0.25	1		11/08/17 01:32	71-43-2	
Bromodichloromethane	**0.18 U**	ug/L	1.0	0.18	1		11/08/17 01:32	75-27-4	
Bromoform	**0.26 U**	ug/L	1.0	0.26	1		11/08/17 01:32	75-25-2	
Bromomethane	**0.29 U**	ug/L	2.0	0.29	1		11/08/17 01:32	74-83-9	J(L1)
Carbon tetrachloride	**0.25 U**	ug/L	1.0	0.25	1		11/08/17 01:32	56-23-5	
Chlorobenzene	**0.23 U**	ug/L	1.0	0.23	1		11/08/17 01:32	108-90-7	
Chloroethane	**0.54 U**	ug/L	1.0	0.54	1		11/08/17 01:32	75-00-3	
2-Chloroethylvinyl ether	**0.34 U**	ug/L	10.0	0.34	1		11/08/17 01:32	110-75-8	c2
Chloroform	**0.14 U**	ug/L	1.0	0.14	1		11/08/17 01:32	67-66-3	
Chloromethane	**0.11 U**	ug/L	1.0	0.11	1		11/08/17 01:32	74-87-3	
Dibromochloromethane	**0.21 U**	ug/L	1.0	0.21	1		11/08/17 01:32	124-48-1	
1,2-Dichlorobenzene	**0.30 U**	ug/L	1.0	0.30	1		11/08/17 01:32	95-50-1	
1,3-Dichlorobenzene	**0.24 U**	ug/L	1.0	0.24	1		11/08/17 01:32	541-73-1	
1,4-Dichlorobenzene	**0.33 U**	ug/L	1.0	0.33	1		11/08/17 01:32	106-46-7	
1,1-Dichloroethane	**0.32 U**	ug/L	1.0	0.32	1		11/08/17 01:32	75-34-3	

This report shall not be reproduced, except in full,
without the written consent of Pace Analytical Services, LLC.

Pace Analytical Services, LLC
8 East Tower Circle
Ormond Beach, FL 32174
(386)672-5668

ANALYTICAL RESULTS

Project: Lena Rd Landfill
Pace Project No.: 35344625

Sample: EQ Blank 102717 **Lab ID: 35344625012** Collected: 10/27/17 14:40 Received: 10/27/17 16:30 Matrix: Water

Parameters	Results	Units	PQL	MDL	DF	Prepared	Analyzed	CAS No.	Qual
8260 MSV Low Level	Analytical Method: EPA 8260								
1,2-Dichloroethane	**0.24 U**	ug/L	1.0	0.24	1		11/08/17 01:32	107-06-2	
1,1-Dichloroethene	**0.56 U**	ug/L	1.0	0.56	1		11/08/17 01:32	75-35-4	
trans-1,2-Dichloroethene	**0.49 U**	ug/L	1.0	0.49	1		11/08/17 01:32	156-60-5	
1,2-Dichloropropane	**0.27 U**	ug/L	1.0	0.27	1		11/08/17 01:32	78-87-5	
cis-1,3-Dichloropropene	**0.13 U**	ug/L	1.0	0.13	1		11/08/17 01:32	10061-01-5	
trans-1,3-Dichloropropene	**0.26 U**	ug/L	1.0	0.26	1		11/08/17 01:32	10061-02-6	
Ethylbenzene	**0.30 U**	ug/L	1.0	0.30	1		11/08/17 01:32	100-41-4	
Hexachloro-1,3-butadiene	**0.71 U**	ug/L	1.0	0.71	1		11/08/17 01:32	87-68-3	
Methylene Chloride	**0.97 U**	ug/L	2.0	0.97	1		11/08/17 01:32	75-09-2	
1,1,2,2-Tetrachloroethane	**0.40 U**	ug/L	1.0	0.40	1		11/08/17 01:32	79-34-5	
Tetrachloroethene	**0.46 U**	ug/L	1.0	0.46	1		11/08/17 01:32	127-18-4	
Toluene	**0.26 U**	ug/L	1.0	0.26	1		11/08/17 01:32	108-88-3	
1,1,1-Trichloroethane	**0.48 U**	ug/L	1.0	0.48	1		11/08/17 01:32	71-55-6	
1,1,2-Trichloroethane	**0.29 U**	ug/L	1.0	0.29	1		11/08/17 01:32	79-00-5	
Trichloroethene	**0.47 U**	ug/L	1.0	0.47	1		11/08/17 01:32	79-01-6	
Vinyl chloride	**0.62 U**	ug/L	1.0	0.62	1		11/08/17 01:32	75-01-4	
Surrogates									
4-Bromofluorobenzene (S)	102	%	70-130		1		11/08/17 01:32	460-00-4	
1,2-Dichloroethane-d4 (S)	93	%	70-130		1		11/08/17 01:32	17060-07-0	
Toluene-d8 (S)	91	%	70-130		1		11/08/17 01:32	2037-26-5	
2540C Total Diss. Solids Tampa	Analytical Method: SM 2540C								
Total Dissolved Solids	**5.0 U**	mg/L	5.0	5.0	1		10/31/17 16:36		
300.0 IC Anions 28 Days	Analytical Method: EPA 300.0								
Chloride	**2.5 U**	mg/L	5.0	2.5	1		10/30/17 19:44	16887-00-6	
350.1 Ammonia	Analytical Method: EPA 350.1								
Nitrogen, Ammonia	**0.020 U**	mg/L	0.050	0.020	1		11/10/17 18:40	7664-41-7	
353.2 Nitrogen, NO2/NO3 unpres	Analytical Method: EPA 353.2								
Nitrogen, Nitrate	**0.025 U**	mg/L	0.050	0.025	1		10/28/17 11:35	14797-55-8	

This report shall not be reproduced, except in full,
without the written consent of Pace Analytical Services, LLC.

Pace Analytical Services, LLC
8 East Tower Circle
Ormond Beach, FL 32174
(386)672-5668

ANALYTICAL RESULTS

Project: Lena Rd Landfill
Pace Project No.: 35344625

Sample: Trip Blank 102717 **Lab ID: 35344625013** Collected: 10/27/17 08:31 Received: 10/27/17 16:30 Matrix: Water

Parameters	Results	Units	PQL	MDL	DF	Prepared	Analyzed	CAS No.	Qual
8011 GCS EDB and DBCP	Analytical Method: EPA 8011 Preparation Method: EPA 8011								
1,2-Dibromo-3-chloropropane	**0.0063 U**	ug/L	0.020	0.0063	1	11/01/17 15:56	11/03/17 09:02	96-12-8	J(M1)
1,2-Dibromoethane (EDB)	**0.0074 U**	ug/L	0.0098	0.0074	1	11/01/17 15:56	11/03/17 09:02	106-93-4	J(M1)

This report shall not be reproduced, except in full,
without the written consent of Pace Analytical Services, LLC.

Pace Analytical Services, LLC
8 East Tower Circle
Ormond Beach, FL 32174
(386)672-5668

ANALYTICAL RESULTS

Project: Lena Rd Landfill
Pace Project No.: 35344625

Sample: GW-13 **Lab ID: 35344869001** Collected: 10/30/17 07:39 Received: 10/30/17 22:25 Matrix: Water

Parameters	Results	Units	PQL	MDL	DF	Prepared	Analyzed	CAS No.	Qual
Field Data	Analytical Method:								
Field pH	**6.87**	Std. Units			1		10/30/17 07:39		
Field Temperature	**24.1**	deg C			1		10/30/17 07:39		
Field Specific Conductance	**1170**	umhos/cm			1		10/30/17 07:39		
Oxygen, Dissolved	**0.25**	mg/L			1		10/30/17 07:39	7782-44-7	
Turbidity	**0.78**	NTU			1		10/30/17 07:39		
8011 GCS EDB and DBCP	Analytical Method: EPA 8011 Preparation Method: EPA 8011								
1,2-Dibromo-3-chloropropane	**0.0065 U**	ug/L	0.020	0.0065	1	11/05/17 11:07	11/07/17 03:54	96-12-8	
1,2-Dibromoethane (EDB)	**0.0076 U**	ug/L	0.010	0.0076	1	11/05/17 11:07	11/07/17 03:54	106-93-4	
6010 MET ICP	Analytical Method: EPA 6010 Preparation Method: EPA 3010								
Antimony	**7.5 U**	ug/L	15.0	7.5	1	10/31/17 16:35	11/06/17 18:58	7440-36-0	
Arsenic	**6.3 I**	ug/L	10.0	5.0	1	10/31/17 16:35	11/06/17 18:58	7440-38-2	
Barium	**31.8**	ug/L	10.0	5.0	1	10/31/17 16:35	11/06/17 18:58	7440-39-3	
Beryllium	**0.50 U**	ug/L	1.0	0.50	1	10/31/17 16:35	11/06/17 03:54	7440-41-7	
Cadmium	**0.50 U**	ug/L	1.0	0.50	1	10/31/17 16:35	11/06/17 18:58	7440-43-9	
Chromium	**2.5 U**	ug/L	5.0	2.5	1	10/31/17 16:35	11/06/17 18:58	7440-47-3	
Cobalt	**5.0 U**	ug/L	10.0	5.0	1	10/31/17 16:35	11/06/17 18:58	7440-48-4	
Copper	**3.5 I**	ug/L	5.0	2.5	1	10/31/17 16:35	11/06/17 18:58	7440-50-8	
Iron	**2350**	ug/L	40.0	20.0	1	10/31/17 16:35	11/06/17 03:54	7439-89-6	
Lead	**5.0 U**	ug/L	10.0	5.0	1	10/31/17 16:35	11/06/17 18:58	7439-92-1	
Nickel	**2.5 U**	ug/L	5.0	2.5	1	10/31/17 16:35	11/06/17 18:58	7440-02-0	
Selenium	**7.5 U**	ug/L	15.0	7.5	1	10/31/17 16:35	11/06/17 18:58	7782-49-2	
Silver	**2.5 U**	ug/L	5.0	2.5	1	10/31/17 16:35	11/06/17 18:58	7440-22-4	
Sodium	**17.4**	mg/L	1.0	0.50	1	10/31/17 16:35	11/06/17 18:58	7440-23-5	
Thallium	**7.5 U**	ug/L	15.0	7.5	1	10/31/17 16:35	11/06/17 18:58	7440-28-0	
Vanadium	**7.9 I**	ug/L	10.0	5.0	1	10/31/17 16:35	11/06/17 18:58	7440-62-2	
Zinc	**10.0 U**	ug/L	20.0	10.0	1	10/31/17 16:35	11/06/17 18:58	7440-66-6	
7470 Mercury	Analytical Method: EPA 7470 Preparation Method: EPA 7470								
Mercury	**0.10 U**	ug/L	0.20	0.10	1	11/08/17 13:00	11/10/17 17:20	7439-97-6	
8260 MSV Low Level	Analytical Method: EPA 8260								
Acetone	**10.0 U**	ug/L	25.0	10.0	1		11/07/17 17:14	67-64-1	
Acrylonitrile	**1.9 U**	ug/L	10.0	1.9	1		11/07/17 17:14	107-13-1	
Benzene	**0.25 U**	ug/L	1.0	0.25	1		11/07/17 17:14	71-43-2	
Bromochloromethane	**0.17 U**	ug/L	1.0	0.17	1		11/07/17 17:14	74-97-5	
Bromodichloromethane	**0.18 U**	ug/L	1.0	0.18	1		11/07/17 17:14	75-27-4	
Bromoform	**0.26 U**	ug/L	1.0	0.26	1		11/07/17 17:14	75-25-2	
Bromomethane	**0.29 U**	ug/L	2.0	0.29	1		11/07/17 17:14	74-83-9	J(L1)
2-Butanone (MEK)	**0.96 U**	ug/L	5.0	0.96	1		11/07/17 17:14	78-93-3	
Carbon disulfide	**1.2 U**	ug/L	2.0	1.2	1		11/07/17 17:14	75-15-0	
Carbon tetrachloride	**0.25 U**	ug/L	1.0	0.25	1		11/07/17 17:14	56-23-5	
Chlorobenzene	**0.23 U**	ug/L	1.0	0.23	1		11/07/17 17:14	108-90-7	
Chloroethane	**0.54 U**	ug/L	1.0	0.54	1		11/07/17 17:14	75-00-3	

This report shall not be reproduced, except in full,
without the written consent of Pace Analytical Services, LLC.

Pace Analytical Services, LLC
8 East Tower Circle
Ormond Beach, FL 32174
(386)672-5668

ANALYTICAL RESULTS

Project: Lena Rd Landfill
Pace Project No.: 35344625

Sample: GW-13 **Lab ID: 35344869001** Collected: 10/30/17 07:39 Received: 10/30/17 22:25 Matrix: Water

Parameters	Results	Units	PQL	MDL	DF	Prepared	Analyzed	CAS No.	Qual
8260 MSV Low Level	Analytical Method: EPA 8260								
Chloroform	**0.14 U**	ug/L	1.0	0.14	1		11/07/17 17:14	67-66-3	
Chloromethane	**0.11 U**	ug/L	1.0	0.11	1		11/07/17 17:14	74-87-3	
Dibromochloromethane	**0.21 U**	ug/L	1.0	0.21	1		11/07/17 17:14	124-48-1	
Dibromomethane	**0.21 U**	ug/L	1.0	0.21	1		11/07/17 17:14	74-95-3	
1,2-Dichlorobenzene	**0.30 U**	ug/L	1.0	0.30	1		11/07/17 17:14	95-50-1	
1,4-Dichlorobenzene	**0.33 U**	ug/L	1.0	0.33	1		11/07/17 17:14	106-46-7	
trans-1,4-Dichloro-2-butene	**1.0 U**	ug/L	1.0	1.0	1		11/07/17 17:14	110-57-6	
1,1-Dichloroethane	**0.32 U**	ug/L	1.0	0.32	1		11/07/17 17:14	75-34-3	
1,2-Dichloroethane	**0.24 U**	ug/L	1.0	0.24	1		11/07/17 17:14	107-06-2	
1,1-Dichloroethene	**0.56 U**	ug/L	1.0	0.56	1		11/07/17 17:14	75-35-4	
cis-1,2-Dichloroethene	**0.19 U**	ug/L	1.0	0.19	1		11/07/17 17:14	156-59-2	
trans-1,2-Dichloroethene	**0.49 U**	ug/L	1.0	0.49	1		11/07/17 17:14	156-60-5	
1,2-Dichloropropane	**0.27 U**	ug/L	1.0	0.27	1		11/07/17 17:14	78-87-5	
1,1-Dichloropropene	**0.49 U**	ug/L	1.0	0.49	1		11/07/17 17:14	563-58-6	
cis-1,3-Dichloropropene	**0.13 U**	ug/L	1.0	0.13	1		11/07/17 17:14	10061-01-5	
trans-1,3-Dichloropropene	**0.26 U**	ug/L	1.0	0.26	1		11/07/17 17:14	10061-02-6	
Ethylbenzene	**0.30 U**	ug/L	1.0	0.30	1		11/07/17 17:14	100-41-4	
2-Hexanone	**0.46 U**	ug/L	5.0	0.46	1		11/07/17 17:14	591-78-6	
Iodomethane	**0.32 U**	ug/L	5.0	0.32	1		11/07/17 17:14	74-88-4	
Methylene Chloride	**0.97 U**	ug/L	2.0	0.97	1		11/07/17 17:14	75-09-2	
4-Methyl-2-pentanone (MIBK)	**0.33 U**	ug/L	5.0	0.33	1		11/07/17 17:14	108-10-1	
Styrene	**0.26 U**	ug/L	1.0	0.26	1		11/07/17 17:14	100-42-5	
1,1,1,2-Tetrachloroethane	**0.33 U**	ug/L	1.0	0.33	1		11/07/17 17:14	630-20-6	
1,1,2,2-Tetrachloroethane	**0.40 U**	ug/L	1.0	0.40	1		11/07/17 17:14	79-34-5	
Tetrachloroethene	**0.46 U**	ug/L	1.0	0.46	1		11/07/17 17:14	127-18-4	
Toluene	**0.26 U**	ug/L	1.0	0.26	1		11/07/17 17:14	108-88-3	
1,1,1-Trichloroethane	**0.48 U**	ug/L	1.0	0.48	1		11/07/17 17:14	71-55-6	
1,1,2-Trichloroethane	**0.29 U**	ug/L	1.0	0.29	1		11/07/17 17:14	79-00-5	
Trichloroethene	**0.47 U**	ug/L	1.0	0.47	1		11/07/17 17:14	79-01-6	
Trichlorofluoromethane	**0.20 U**	ug/L	1.0	0.20	1		11/07/17 17:14	75-69-4	
1,2,3-Trichloropropane	**0.41 U**	ug/L	1.0	0.41	1		11/07/17 17:14	96-18-4	
Vinyl acetate	**0.35 U**	ug/L	2.0	0.35	1		11/07/17 17:14	108-05-4	
Vinyl chloride	**0.62 U**	ug/L	1.0	0.62	1		11/07/17 17:14	75-01-4	
Xylene (Total)	**1.0 U**	ug/L	1.0	1.0	1		11/07/17 17:14	1330-20-7	
Surrogates									
4-Bromofluorobenzene (S)	105	%	70-130		1		11/07/17 17:14	460-00-4	
1,2-Dichloroethane-d4 (S)	109	%	70-130		1		11/07/17 17:14	17060-07-0	
Toluene-d8 (S)	100	%	70-130		1		11/07/17 17:14	2037-26-5	
2540C Total Dissolved Solids	Analytical Method: SM 2540C								
Total Dissolved Solids	**728**	mg/L	10.0	10.0	1		11/05/17 15:41		
300.0 IC Anions 28 Days	Analytical Method: EPA 300.0								
Chloride	**12.1**	mg/L	10.0	5.0	2		11/02/17 15:49	16887-00-6	

This report shall not be reproduced, except in full,
without the written consent of Pace Analytical Services, LLC.

Pace Analytical Services, LLC
8 East Tower Circle
Ormond Beach, FL 32174
(386)672-5668

ANALYTICAL RESULTS

Project: Lena Rd Landfill
Pace Project No.: 35344625

Sample: GW-13 **Lab ID: 35344869001** Collected: 10/30/17 07:39 Received: 10/30/17 22:25 Matrix: Water

Parameters	Results	Units	PQL	MDL	DF	Prepared	Analyzed	CAS No.	Qual
350.1 Ammonia	Analytical Method: EPA 350.1								
Nitrogen, Ammonia	**2.9**	mg/L	0.050	0.020	1		11/14/17 10:23	7664-41-7	
353.2 Nitrogen, NO2/NO3 unpres	Analytical Method: EPA 353.2								
Nitrogen, Nitrate	**0.025 U**	mg/L	0.050	0.025	1		10/31/17 13:37	14797-55-8	

This report shall not be reproduced, except in full,
without the written consent of Pace Analytical Services, LLC.

Pace Analytical Services, LLC
8 East Tower Circle
Ormond Beach, FL 32174
(386)672-5668

ANALYTICAL RESULTS

Project: Lena Rd Landfill
Pace Project No.: 35344625

Sample: GW-14 **Lab ID: 35344869002** Collected: 10/30/17 08:20 Received: 10/30/17 22:25 Matrix: Water

Parameters	Results	Units	PQL	MDL	DF	Prepared	Analyzed	CAS No.	Qual
Field Data	Analytical Method:								
Field pH	**6.80**	Std. Units			1		10/30/17 08:20		
Field Temperature	**25.6**	deg C			1		10/30/17 08:20		
Field Specific Conductance	**908**	umhos/cm			1		10/30/17 08:20		
Oxygen, Dissolved	**0.24**	mg/L			1		10/30/17 08:20	7782-44-7	
Turbidity	**2.00**	NTU			1		10/30/17 08:20		
8011 GCS EDB and DBCP	Analytical Method: EPA 8011 Preparation Method: EPA 8011								
1,2-Dibromo-3-chloropropane	**0.0062 U**	ug/L	0.019	0.0062	1	11/05/17 11:07	11/07/17 04:09	96-12-8	
1,2-Dibromoethane (EDB)	**0.0072 U**	ug/L	0.0096	0.0072	1	11/05/17 11:07	11/07/17 04:09	106-93-4	
6010 MET ICP	Analytical Method: EPA 6010 Preparation Method: EPA 3010								
Antimony	**7.5 U**	ug/L	15.0	7.5	1	10/31/17 16:35	11/06/17 19:02	7440-36-0	
Arsenic	**5.0 U**	ug/L	10.0	5.0	1	10/31/17 16:35	11/06/17 19:02	7440-38-2	
Barium	**35.8**	ug/L	10.0	5.0	1	10/31/17 16:35	11/06/17 19:02	7440-39-3	
Beryllium	**0.50 U**	ug/L	1.0	0.50	1	10/31/17 16:35	11/06/17 03:59	7440-41-7	
Cadmium	**0.50 U**	ug/L	1.0	0.50	1	10/31/17 16:35	11/06/17 19:02	7440-43-9	
Chromium	**2.5 U**	ug/L	5.0	2.5	1	10/31/17 16:35	11/06/17 19:02	7440-47-3	
Cobalt	**5.0 U**	ug/L	10.0	5.0	1	10/31/17 16:35	11/06/17 19:02	7440-48-4	
Copper	**3.4 I**	ug/L	5.0	2.5	1	10/31/17 16:35	11/06/17 19:02	7440-50-8	
Iron	**244**	ug/L	40.0	20.0	1	10/31/17 16:35	11/06/17 03:59	7439-89-6	
Lead	**5.0 U**	ug/L	10.0	5.0	1	10/31/17 16:35	11/06/17 19:02	7439-92-1	
Nickel	**2.5 U**	ug/L	5.0	2.5	1	10/31/17 16:35	11/06/17 19:02	7440-02-0	
Selenium	**7.5 U**	ug/L	15.0	7.5	1	10/31/17 16:35	11/06/17 19:02	7782-49-2	
Silver	**2.5 U**	ug/L	5.0	2.5	1	10/31/17 16:35	11/06/17 19:02	7440-22-4	
Sodium	**9.7**	mg/L	1.0	0.50	1	10/31/17 16:35	11/06/17 19:02	7440-23-5	
Thallium	**7.5 U**	ug/L	15.0	7.5	1	10/31/17 16:35	11/06/17 19:02	7440-28-0	
Vanadium	**5.0 U**	ug/L	10.0	5.0	1	10/31/17 16:35	11/06/17 19:02	7440-62-2	
Zinc	**10.0 U**	ug/L	20.0	10.0	1	10/31/17 16:35	11/06/17 19:02	7440-66-6	
7470 Mercury	Analytical Method: EPA 7470 Preparation Method: EPA 7470								
Mercury	**0.10 U**	ug/L	0.20	0.10	1	11/08/17 13:00	11/10/17 17:26	7439-97-6	
8260 MSV Low Level	Analytical Method: EPA 8260								
Acetone	**10.0 U**	ug/L	25.0	10.0	1		11/07/17 17:47	67-64-1	
Acrylonitrile	**1.9 U**	ug/L	10.0	1.9	1		11/07/17 17:47	107-13-1	
Benzene	**0.25 U**	ug/L	1.0	0.25	1		11/07/17 17:47	71-43-2	
Bromochloromethane	**0.17 U**	ug/L	1.0	0.17	1		11/07/17 17:47	74-97-5	
Bromodichloromethane	**0.18 U**	ug/L	1.0	0.18	1		11/07/17 17:47	75-27-4	
Bromoform	**0.26 U**	ug/L	1.0	0.26	1		11/07/17 17:47	75-25-2	
Bromomethane	**0.29 U**	ug/L	2.0	0.29	1		11/07/17 17:47	74-83-9	J(L1)
2-Butanone (MEK)	**0.96 U**	ug/L	5.0	0.96	1		11/07/17 17:47	78-93-3	
Carbon disulfide	**1.2 U**	ug/L	2.0	1.2	1		11/07/17 17:47	75-15-0	
Carbon tetrachloride	**0.25 U**	ug/L	1.0	0.25	1		11/07/17 17:47	56-23-5	
Chlorobenzene	**0.23 U**	ug/L	1.0	0.23	1		11/07/17 17:47	108-90-7	
Chloroethane	**0.54 U**	ug/L	1.0	0.54	1		11/07/17 17:47	75-00-3	

This report shall not be reproduced, except in full,
without the written consent of Pace Analytical Services, LLC.

Pace Analytical Services, LLC
8 East Tower Circle
Ormond Beach, FL 32174
(386)672-5668

ANALYTICAL RESULTS

Project: Lena Rd Landfill
Pace Project No.: 35344625

Sample: GW-14 **Lab ID: 35344869002** Collected: 10/30/17 08:20 Received: 10/30/17 22:25 Matrix: Water

Parameters	Results	Units	PQL	MDL	DF	Prepared	Analyzed	CAS No.	Qual
8260 MSV Low Level	Analytical Method: EPA 8260								
Chloroform	**0.14 U**	ug/L	1.0	0.14	1		11/07/17 17:47	67-66-3	
Chloromethane	**0.11 U**	ug/L	1.0	0.11	1		11/07/17 17:47	74-87-3	J(M1)
Dibromochloromethane	**0.21 U**	ug/L	1.0	0.21	1		11/07/17 17:47	124-48-1	
Dibromomethane	**0.21 U**	ug/L	1.0	0.21	1		11/07/17 17:47	74-95-3	
1,2-Dichlorobenzene	**0.30 U**	ug/L	1.0	0.30	1		11/07/17 17:47	95-50-1	
1,4-Dichlorobenzene	**0.33 U**	ug/L	1.0	0.33	1		11/07/17 17:47	106-46-7	
trans-1,4-Dichloro-2-butene	**1.0 U**	ug/L	1.0	1.0	1		11/07/17 17:47	110-57-6	
1,1-Dichloroethane	**0.32 U**	ug/L	1.0	0.32	1		11/07/17 17:47	75-34-3	
1,2-Dichloroethane	**0.24 U**	ug/L	1.0	0.24	1		11/07/17 17:47	107-06-2	
1,1-Dichloroethene	**0.56 U**	ug/L	1.0	0.56	1		11/07/17 17:47	75-35-4	
cis-1,2-Dichloroethene	**0.19 U**	ug/L	1.0	0.19	1		11/07/17 17:47	156-59-2	
trans-1,2-Dichloroethene	**0.49 U**	ug/L	1.0	0.49	1		11/07/17 17:47	156-60-5	
1,2-Dichloropropane	**0.27 U**	ug/L	1.0	0.27	1		11/07/17 17:47	78-87-5	
1,1-Dichloropropene	**0.49 U**	ug/L	1.0	0.49	1		11/07/17 17:47	563-58-6	
cis-1,3-Dichloropropene	**0.13 U**	ug/L	1.0	0.13	1		11/07/17 17:47	10061-01-5	
trans-1,3-Dichloropropene	**0.26 U**	ug/L	1.0	0.26	1		11/07/17 17:47	10061-02-6	
Ethylbenzene	**0.30 U**	ug/L	1.0	0.30	1		11/07/17 17:47	100-41-4	
2-Hexanone	**0.46 U**	ug/L	5.0	0.46	1		11/07/17 17:47	591-78-6	
Iodomethane	**0.32 U**	ug/L	5.0	0.32	1		11/07/17 17:47	74-88-4	
Methylene Chloride	**0.97 U**	ug/L	2.0	0.97	1		11/07/17 17:47	75-09-2	
4-Methyl-2-pentanone (MIBK)	**0.33 U**	ug/L	5.0	0.33	1		11/07/17 17:47	108-10-1	
Styrene	**0.26 U**	ug/L	1.0	0.26	1		11/07/17 17:47	100-42-5	
1,1,1,2-Tetrachloroethane	**0.33 U**	ug/L	1.0	0.33	1		11/07/17 17:47	630-20-6	
1,1,2,2-Tetrachloroethane	**0.40 U**	ug/L	1.0	0.40	1		11/07/17 17:47	79-34-5	
Tetrachloroethene	**0.46 U**	ug/L	1.0	0.46	1		11/07/17 17:47	127-18-4	
Toluene	**0.26 U**	ug/L	1.0	0.26	1		11/07/17 17:47	108-88-3	
1,1,1-Trichloroethane	**0.48 U**	ug/L	1.0	0.48	1		11/07/17 17:47	71-55-6	
1,1,2-Trichloroethane	**0.29 U**	ug/L	1.0	0.29	1		11/07/17 17:47	79-00-5	
Trichloroethene	**0.47 U**	ug/L	1.0	0.47	1		11/07/17 17:47	79-01-6	
Trichlorofluoromethane	**0.20 U**	ug/L	1.0	0.20	1		11/07/17 17:47	75-69-4	
1,2,3-Trichloropropane	**0.41 U**	ug/L	1.0	0.41	1		11/07/17 17:47	96-18-4	
Vinyl acetate	**0.35 U**	ug/L	2.0	0.35	1		11/07/17 17:47	108-05-4	
Vinyl chloride	**0.62 U**	ug/L	1.0	0.62	1		11/07/17 17:47	75-01-4	
Xylene (Total)	**1.0 U**	ug/L	1.0	1.0	1		11/07/17 17:47	1330-20-7	
Surrogates									
4-Bromofluorobenzene (S)	103	%	70-130		1		11/07/17 17:47	460-00-4	
1,2-Dichloroethane-d4 (S)	99	%	70-130		1		11/07/17 17:47	17060-07-0	
Toluene-d8 (S)	103	%	70-130		1		11/07/17 17:47	2037-26-5	
2540C Total Dissolved Solids	Analytical Method: SM 2540C								
Total Dissolved Solids	**602**	mg/L	5.0	5.0	1		11/05/17 15:42		
300.0 IC Anions 28 Days	Analytical Method: EPA 300.0								
Chloride	**8.1**	mg/L	5.0	2.5	1		11/03/17 06:25	16887-00-6	

This report shall not be reproduced, except in full,
without the written consent of Pace Analytical Services, LLC.

Pace Analytical Services, LLC
8 East Tower Circle
Ormond Beach, FL 32174
(386)672-5668

ANALYTICAL RESULTS

Project: Lena Rd Landfill
Pace Project No.: 35344625

Sample: GW-14 **Lab ID: 35344869002** Collected: 10/30/17 08:20 Received: 10/30/17 22:25 Matrix: Water

Parameters	Results	Units	PQL	MDL	DF	Prepared	Analyzed	CAS No.	Qual
350.1 Ammonia	Analytical Method: EPA 350.1								
Nitrogen, Ammonia	**0.19**	mg/L	0.050	0.020	1		11/14/17 10:24	7664-41-7	
353.2 Nitrogen, NO2/NO3 unpres	Analytical Method: EPA 353.2								
Nitrogen, Nitrate	**0.068**	mg/L	0.050	0.025	1		10/31/17 13:38	14797-55-8	

This report shall not be reproduced, except in full,
without the written consent of Pace Analytical Services, LLC.

Pace Analytical Services, LLC
8 East Tower Circle
Ormond Beach, FL 32174
(386)672-5668

ANALYTICAL RESULTS

Project: Lena Rd Landfill
Pace Project No.: 35344625

Sample: BGW-1 **Lab ID: 35344869003** Collected: 10/30/17 09:05 Received: 10/30/17 22:25 Matrix: Water

Parameters	Results	Units	PQL	MDL	DF	Prepared	Analyzed	CAS No.	Qual
Field Data	Analytical Method:								
Field pH	**6.02**	Std. Units			1		10/30/17 09:05		
Field Temperature	**25.3**	deg C			1		10/30/17 09:05		
Field Specific Conductance	**526**	umhos/cm			1		10/30/17 09:05		
Oxygen, Dissolved	**0.33**	mg/L			1		10/30/17 09:05	7782-44-7	
Turbidity	**0.65**	NTU			1		10/30/17 09:05		
8011 GCS EDB and DBCP	Analytical Method: EPA 8011 Preparation Method: EPA 8011								
1,2-Dibromo-3-chloropropane	**0.0063 U**	ug/L	0.020	0.0063	1	11/05/17 11:07	11/07/17 04:39	96-12-8	
1,2-Dibromoethane (EDB)	**0.0074 U**	ug/L	0.0098	0.0074	1	11/05/17 11:07	11/07/17 04:39	106-93-4	
6010 MET ICP	Analytical Method: EPA 6010 Preparation Method: EPA 3010								
Antimony	**7.5 U**	ug/L	15.0	7.5	1	10/31/17 16:35	11/06/17 19:06	7440-36-0	
Arsenic	**5.0 U**	ug/L	10.0	5.0	1	10/31/17 16:35	11/06/17 19:06	7440-38-2	
Barium	**33.6**	ug/L	10.0	5.0	1	10/31/17 16:35	11/06/17 19:06	7440-39-3	
Beryllium	**0.50 U**	ug/L	1.0	0.50	1	10/31/17 16:35	11/06/17 04:05	7440-41-7	
Cadmium	**0.50 U**	ug/L	1.0	0.50	1	10/31/17 16:35	11/06/17 19:06	7440-43-9	
Chromium	**2.5 U**	ug/L	5.0	2.5	1	10/31/17 16:35	11/06/17 19:06	7440-47-3	
Cobalt	**5.0 U**	ug/L	10.0	5.0	1	10/31/17 16:35	11/06/17 19:06	7440-48-4	
Copper	**2.5 U**	ug/L	5.0	2.5	1	10/31/17 16:35	11/06/17 19:06	7440-50-8	
Iron	**3870**	ug/L	40.0	20.0	1	10/31/17 16:35	11/06/17 04:05	7439-89-6	
Lead	**5.0 U**	ug/L	10.0	5.0	1	10/31/17 16:35	11/06/17 19:06	7439-92-1	
Nickel	**2.5 U**	ug/L	5.0	2.5	1	10/31/17 16:35	11/06/17 19:06	7440-02-0	
Selenium	**7.5 U**	ug/L	15.0	7.5	1	10/31/17 16:35	11/06/17 19:06	7782-49-2	
Silver	**2.5 U**	ug/L	5.0	2.5	1	10/31/17 16:35	11/06/17 19:06	7440-22-4	
Sodium	**25.8**	mg/L	1.0	0.50	1	10/31/17 16:35	11/06/17 19:06	7440-23-5	
Thallium	**7.5 U**	ug/L	15.0	7.5	1	10/31/17 16:35	11/06/17 19:06	7440-28-0	
Vanadium	**5.0 U**	ug/L	10.0	5.0	1	10/31/17 16:35	11/06/17 19:06	7440-62-2	
Zinc	**10.0 U**	ug/L	20.0	10.0	1	10/31/17 16:35	11/06/17 19:06	7440-66-6	
7470 Mercury	Analytical Method: EPA 7470 Preparation Method: EPA 7470								
Mercury	**0.10 U**	ug/L	0.20	0.10	1	11/08/17 13:00	11/10/17 20:13	7439-97-6	
8260 MSV Low Level	Analytical Method: EPA 8260								
Acetone	**10.0 U**	ug/L	25.0	10.0	1		11/07/17 18:03	67-64-1	
Acrylonitrile	**1.9 U**	ug/L	10.0	1.9	1		11/07/17 18:03	107-13-1	
Benzene	**0.25 U**	ug/L	1.0	0.25	1		11/07/17 18:03	71-43-2	
Bromochloromethane	**0.17 U**	ug/L	1.0	0.17	1		11/07/17 18:03	74-97-5	
Bromodichloromethane	**0.18 U**	ug/L	1.0	0.18	1		11/07/17 18:03	75-27-4	
Bromoform	**0.26 U**	ug/L	1.0	0.26	1		11/07/17 18:03	75-25-2	
Bromomethane	**0.29 U**	ug/L	2.0	0.29	1		11/07/17 18:03	74-83-9	J(L1)
2-Butanone (MEK)	**0.96 U**	ug/L	5.0	0.96	1		11/07/17 18:03	78-93-3	
Carbon disulfide	**1.2 U**	ug/L	2.0	1.2	1		11/07/17 18:03	75-15-0	
Carbon tetrachloride	**0.25 U**	ug/L	1.0	0.25	1		11/07/17 18:03	56-23-5	
Chlorobenzene	**0.23 U**	ug/L	1.0	0.23	1		11/07/17 18:03	108-90-7	
Chloroethane	**0.54 U**	ug/L	1.0	0.54	1		11/07/17 18:03	75-00-3	

This report shall not be reproduced, except in full,
without the written consent of Pace Analytical Services, LLC.

Pace Analytical Services, LLC
8 East Tower Circle
Ormond Beach, FL 32174
(386)672-5668

ANALYTICAL RESULTS

Project: Lena Rd Landfill
Pace Project No.: 35344625

Sample: BGW-1 **Lab ID: 35344869003** Collected: 10/30/17 09:05 Received: 10/30/17 22:25 Matrix: Water

Parameters	Results	Units	PQL	MDL	DF	Prepared	Analyzed	CAS No.	Qual
8260 MSV Low Level	Analytical Method: EPA 8260								
Chloroform	**0.14 U**	ug/L	1.0	0.14	1		11/07/17 18:03	67-66-3	
Chloromethane	**0.11 U**	ug/L	1.0	0.11	1		11/07/17 18:03	74-87-3	
Dibromochloromethane	**0.21 U**	ug/L	1.0	0.21	1		11/07/17 18:03	124-48-1	
Dibromomethane	**0.21 U**	ug/L	1.0	0.21	1		11/07/17 18:03	74-95-3	
1,2-Dichlorobenzene	**0.30 U**	ug/L	1.0	0.30	1		11/07/17 18:03	95-50-1	
1,4-Dichlorobenzene	**0.33 U**	ug/L	1.0	0.33	1		11/07/17 18:03	106-46-7	
trans-1,4-Dichloro-2-butene	**1.0 U**	ug/L	1.0	1.0	1		11/07/17 18:03	110-57-6	
1,1-Dichloroethane	**0.32 U**	ug/L	1.0	0.32	1		11/07/17 18:03	75-34-3	
1,2-Dichloroethane	**0.24 U**	ug/L	1.0	0.24	1		11/07/17 18:03	107-06-2	
1,1-Dichloroethene	**0.56 U**	ug/L	1.0	0.56	1		11/07/17 18:03	75-35-4	
cis-1,2-Dichloroethene	**0.19 U**	ug/L	1.0	0.19	1		11/07/17 18:03	156-59-2	
trans-1,2-Dichloroethene	**0.49 U**	ug/L	1.0	0.49	1		11/07/17 18:03	156-60-5	
1,2-Dichloropropane	**0.27 U**	ug/L	1.0	0.27	1		11/07/17 18:03	78-87-5	
1,1-Dichloropropene	**0.49 U**	ug/L	1.0	0.49	1		11/07/17 18:03	563-58-6	
cis-1,3-Dichloropropene	**0.13 U**	ug/L	1.0	0.13	1		11/07/17 18:03	10061-01-5	
trans-1,3-Dichloropropene	**0.26 U**	ug/L	1.0	0.26	1		11/07/17 18:03	10061-02-6	
Ethylbenzene	**0.30 U**	ug/L	1.0	0.30	1		11/07/17 18:03	100-41-4	
2-Hexanone	**0.46 U**	ug/L	5.0	0.46	1		11/07/17 18:03	591-78-6	
Iodomethane	**0.32 U**	ug/L	5.0	0.32	1		11/07/17 18:03	74-88-4	
Methylene Chloride	**0.97 U**	ug/L	2.0	0.97	1		11/07/17 18:03	75-09-2	
4-Methyl-2-pentanone (MIBK)	**0.33 U**	ug/L	5.0	0.33	1		11/07/17 18:03	108-10-1	
Styrene	**0.26 U**	ug/L	1.0	0.26	1		11/07/17 18:03	100-42-5	
1,1,1,2-Tetrachloroethane	**0.33 U**	ug/L	1.0	0.33	1		11/07/17 18:03	630-20-6	
1,1,2,2-Tetrachloroethane	**0.40 U**	ug/L	1.0	0.40	1		11/07/17 18:03	79-34-5	
Tetrachloroethene	**0.46 U**	ug/L	1.0	0.46	1		11/07/17 18:03	127-18-4	
Toluene	**0.26 U**	ug/L	1.0	0.26	1		11/07/17 18:03	108-88-3	
1,1,1-Trichloroethane	**0.48 U**	ug/L	1.0	0.48	1		11/07/17 18:03	71-55-6	
1,1,2-Trichloroethane	**0.29 U**	ug/L	1.0	0.29	1		11/07/17 18:03	79-00-5	
Trichloroethene	**0.47 U**	ug/L	1.0	0.47	1		11/07/17 18:03	79-01-6	
Trichlorofluoromethane	**0.20 U**	ug/L	1.0	0.20	1		11/07/17 18:03	75-69-4	
1,2,3-Trichloropropane	**0.41 U**	ug/L	1.0	0.41	1		11/07/17 18:03	96-18-4	
Vinyl acetate	**0.35 U**	ug/L	2.0	0.35	1		11/07/17 18:03	108-05-4	
Vinyl chloride	**0.62 U**	ug/L	1.0	0.62	1		11/07/17 18:03	75-01-4	
Xylene (Total)	**1.0 U**	ug/L	1.0	1.0	1		11/07/17 18:03	1330-20-7	
Surrogates									
4-Bromofluorobenzene (S)	100	%	70-130		1		11/07/17 18:03	460-00-4	
1,2-Dichloroethane-d4 (S)	108	%	70-130		1		11/07/17 18:03	17060-07-0	
Toluene-d8 (S)	104	%	70-130		1		11/07/17 18:03	2037-26-5	
2540C Total Dissolved Solids	Analytical Method: SM 2540C								
Total Dissolved Solids	**319**	mg/L	5.0	5.0	1		11/05/17 15:43		
300.0 IC Anions 28 Days	Analytical Method: EPA 300.0								
Chloride	**25.0**	mg/L	5.0	2.5	1		11/02/17 17:16	16887-00-6	

This report shall not be reproduced, except in full,
without the written consent of Pace Analytical Services, LLC.

Pace Analytical Services, LLC
8 East Tower Circle
Ormond Beach, FL 32174
(386)672-5668

ANALYTICAL RESULTS

Project: Lena Rd Landfill
Pace Project No.: 35344625

Sample: BGW-1 **Lab ID: 35344869003** Collected: 10/30/17 09:05 Received: 10/30/17 22:25 Matrix: Water

Parameters	Results	Units	PQL	MDL	DF	Prepared	Analyzed	CAS No.	Qual
350.1 Ammonia	Analytical Method: EPA 350.1								
Nitrogen, Ammonia	**1.4**	mg/L	0.050	0.020	1		11/14/17 10:26	7664-41-7	
353.2 Nitrogen, NO2/NO3 unpres	Analytical Method: EPA 353.2								
Nitrogen, Nitrate	**0.025 U**	mg/L	0.050	0.025	1		10/31/17 13:41	14797-55-8	

This report shall not be reproduced, except in full,
without the written consent of Pace Analytical Services, LLC.

Pace Analytical Services, LLC
8 East Tower Circle
Ormond Beach, FL 32174
(386)672-5668

ANALYTICAL RESULTS

Project: Lena Rd Landfill
Pace Project No.: 35344625

Sample: BGW-1 DUP **Lab ID: 35344869004** Collected: 10/30/17 09:05 Received: 10/30/17 22:25 Matrix: Water

Parameters	Results	Units	PQL	MDL	DF	Prepared	Analyzed	CAS No.	Qual
Field Data	Analytical Method:								
Field pH	**6.02**	Std. Units			1		10/30/17 09:05		
Field Temperature	**25.3**	deg C			1		10/30/17 09:05		
Field Specific Conductance	**526**	umhos/cm			1		10/30/17 09:05		
Oxygen, Dissolved	**0.33**	mg/L			1		10/30/17 09:05	7782-44-7	
Turbidity	**0.65**	NTU			1		10/30/17 09:05		
8011 GCS EDB and DBCP	Analytical Method: EPA 8011 Preparation Method: EPA 8011								
1,2-Dibromo-3-chloropropane	**0.0062 U**	ug/L	0.019	0.0062	1	11/05/17 11:07	11/07/17 04:53	96-12-8	
1,2-Dibromoethane (EDB)	**0.0072 U**	ug/L	0.0096	0.0072	1	11/05/17 11:07	11/07/17 04:53	106-93-4	
6010 MET ICP	Analytical Method: EPA 6010 Preparation Method: EPA 3010								
Antimony	**7.5 U**	ug/L	15.0	7.5	1	10/31/17 16:35	11/06/17 19:10	7440-36-0	
Arsenic	**5.0 U**	ug/L	10.0	5.0	1	10/31/17 16:35	11/06/17 19:10	7440-38-2	
Barium	**34.3**	ug/L	10.0	5.0	1	10/31/17 16:35	11/06/17 19:10	7440-39-3	
Beryllium	**0.50 U**	ug/L	1.0	0.50	1	10/31/17 16:35	11/06/17 04:10	7440-41-7	
Cadmium	**0.50 U**	ug/L	1.0	0.50	1	10/31/17 16:35	11/06/17 19:10	7440-43-9	
Chromium	**2.5 U**	ug/L	5.0	2.5	1	10/31/17 16:35	11/06/17 19:10	7440-47-3	
Cobalt	**5.0 U**	ug/L	10.0	5.0	1	10/31/17 16:35	11/06/17 19:10	7440-48-4	
Copper	**2.7 I**	ug/L	5.0	2.5	1	10/31/17 16:35	11/06/17 19:10	7440-50-8	
Iron	**4140**	ug/L	40.0	20.0	1	10/31/17 16:35	11/06/17 04:10	7439-89-6	
Lead	**5.0 U**	ug/L	10.0	5.0	1	10/31/17 16:35	11/06/17 19:10	7439-92-1	
Nickel	**2.5 U**	ug/L	5.0	2.5	1	10/31/17 16:35	11/06/17 19:10	7440-02-0	
Selenium	**7.5 U**	ug/L	15.0	7.5	1	10/31/17 16:35	11/06/17 19:10	7782-49-2	
Silver	**2.5 U**	ug/L	5.0	2.5	1	10/31/17 16:35	11/06/17 19:10	7440-22-4	
Sodium	**27.4**	mg/L	1.0	0.50	1	10/31/17 16:35	11/06/17 19:10	7440-23-5	
Thallium	**7.5 U**	ug/L	15.0	7.5	1	10/31/17 16:35	11/06/17 19:10	7440-28-0	
Vanadium	**5.0 U**	ug/L	10.0	5.0	1	10/31/17 16:35	11/06/17 19:10	7440-62-2	
Zinc	**10.0 U**	ug/L	20.0	10.0	1	10/31/17 16:35	11/06/17 04:10	7440-66-6	
7470 Mercury	Analytical Method: EPA 7470 Preparation Method: EPA 7470								
Mercury	**0.10 U**	ug/L	0.20	0.10	1	11/08/17 13:00	11/10/17 20:15	7439-97-6	
8260 MSV Low Level	Analytical Method: EPA 8260								
Acetone	**10.0 U**	ug/L	25.0	10.0	1		11/07/17 18:19	67-64-1	
Acrylonitrile	**1.9 U**	ug/L	10.0	1.9	1		11/07/17 18:19	107-13-1	
Benzene	**0.25 U**	ug/L	1.0	0.25	1		11/07/17 18:19	71-43-2	
Bromochloromethane	**0.17 U**	ug/L	1.0	0.17	1		11/07/17 18:19	74-97-5	
Bromodichloromethane	**0.18 U**	ug/L	1.0	0.18	1		11/07/17 18:19	75-27-4	
Bromoform	**0.26 U**	ug/L	1.0	0.26	1		11/07/17 18:19	75-25-2	
Bromomethane	**0.29 U**	ug/L	2.0	0.29	1		11/07/17 18:19	74-83-9	J(L1)
2-Butanone (MEK)	**0.96 U**	ug/L	5.0	0.96	1		11/07/17 18:19	78-93-3	
Carbon disulfide	**1.2 U**	ug/L	2.0	1.2	1		11/07/17 18:19	75-15-0	
Carbon tetrachloride	**0.25 U**	ug/L	1.0	0.25	1		11/07/17 18:19	56-23-5	
Chlorobenzene	**0.23 U**	ug/L	1.0	0.23	1		11/07/17 18:19	108-90-7	
Chloroethane	**0.54 U**	ug/L	1.0	0.54	1		11/07/17 18:19	75-00-3	

This report shall not be reproduced, except in full,
without the written consent of Pace Analytical Services, LLC.

Pace Analytical Services, LLC
8 East Tower Circle
Ormond Beach, FL 32174
(386)672-5668

ANALYTICAL RESULTS

Project: Lena Rd Landfill
Pace Project No.: 35344625

Sample: BGW-1 DUP **Lab ID: 35344869004** Collected: 10/30/17 09:05 Received: 10/30/17 22:25 Matrix: Water

Parameters	Results	Units	PQL	MDL	DF	Prepared	Analyzed	CAS No.	Qual
8260 MSV Low Level	Analytical Method: EPA 8260								
Chloroform	**0.14 U**	ug/L	1.0	0.14	1		11/07/17 18:19	67-66-3	
Chloromethane	**0.11 U**	ug/L	1.0	0.11	1		11/07/17 18:19	74-87-3	
Dibromochloromethane	**0.21 U**	ug/L	1.0	0.21	1		11/07/17 18:19	124-48-1	
Dibromomethane	**0.21 U**	ug/L	1.0	0.21	1		11/07/17 18:19	74-95-3	
1,2-Dichlorobenzene	**0.30 U**	ug/L	1.0	0.30	1		11/07/17 18:19	95-50-1	
1,4-Dichlorobenzene	**0.33 U**	ug/L	1.0	0.33	1		11/07/17 18:19	106-46-7	
trans-1,4-Dichloro-2-butene	**1.0 U**	ug/L	1.0	1.0	1		11/07/17 18:19	110-57-6	
1,1-Dichloroethane	**0.32 U**	ug/L	1.0	0.32	1		11/07/17 18:19	75-34-3	
1,2-Dichloroethane	**0.24 U**	ug/L	1.0	0.24	1		11/07/17 18:19	107-06-2	
1,1-Dichloroethene	**0.56 U**	ug/L	1.0	0.56	1		11/07/17 18:19	75-35-4	
cis-1,2-Dichloroethene	**0.19 U**	ug/L	1.0	0.19	1		11/07/17 18:19	156-59-2	
trans-1,2-Dichloroethene	**0.49 U**	ug/L	1.0	0.49	1		11/07/17 18:19	156-60-5	
1,2-Dichloropropane	**0.27 U**	ug/L	1.0	0.27	1		11/07/17 18:19	78-87-5	
1,1-Dichloropropene	**0.49 U**	ug/L	1.0	0.49	1		11/07/17 18:19	563-58-6	
cis-1,3-Dichloropropene	**0.13 U**	ug/L	1.0	0.13	1		11/07/17 18:19	10061-01-5	
trans-1,3-Dichloropropene	**0.26 U**	ug/L	1.0	0.26	1		11/07/17 18:19	10061-02-6	
Ethylbenzene	**0.30 U**	ug/L	1.0	0.30	1		11/07/17 18:19	100-41-4	
2-Hexanone	**0.46 U**	ug/L	5.0	0.46	1		11/07/17 18:19	591-78-6	
Iodomethane	**0.32 U**	ug/L	5.0	0.32	1		11/07/17 18:19	74-88-4	
Methylene Chloride	**0.97 U**	ug/L	2.0	0.97	1		11/07/17 18:19	75-09-2	
4-Methyl-2-pentanone (MIBK)	**0.33 U**	ug/L	5.0	0.33	1		11/07/17 18:19	108-10-1	
Styrene	**0.26 U**	ug/L	1.0	0.26	1		11/07/17 18:19	100-42-5	
1,1,1,2-Tetrachloroethane	**0.33 U**	ug/L	1.0	0.33	1		11/07/17 18:19	630-20-6	
1,1,2,2-Tetrachloroethane	**0.40 U**	ug/L	1.0	0.40	1		11/07/17 18:19	79-34-5	
Tetrachloroethene	**0.46 U**	ug/L	1.0	0.46	1		11/07/17 18:19	127-18-4	
Toluene	**0.26 U**	ug/L	1.0	0.26	1		11/07/17 18:19	108-88-3	
1,1,1-Trichloroethane	**0.48 U**	ug/L	1.0	0.48	1		11/07/17 18:19	71-55-6	
1,1,2-Trichloroethane	**0.29 U**	ug/L	1.0	0.29	1		11/07/17 18:19	79-00-5	
Trichloroethene	**0.47 U**	ug/L	1.0	0.47	1		11/07/17 18:19	79-01-6	
Trichlorofluoromethane	**0.20 U**	ug/L	1.0	0.20	1		11/07/17 18:19	75-69-4	
1,2,3-Trichloropropane	**0.41 U**	ug/L	1.0	0.41	1		11/07/17 18:19	96-18-4	
Vinyl acetate	**0.35 U**	ug/L	2.0	0.35	1		11/07/17 18:19	108-05-4	
Vinyl chloride	**0.62 U**	ug/L	1.0	0.62	1		11/07/17 18:19	75-01-4	
Xylene (Total)	**1.0 U**	ug/L	1.0	1.0	1		11/07/17 18:19	1330-20-7	
Surrogates									
4-Bromofluorobenzene (S)	102	%	70-130		1		11/07/17 18:19	460-00-4	
1,2-Dichloroethane-d4 (S)	106	%	70-130		1		11/07/17 18:19	17060-07-0	
Toluene-d8 (S)	97	%	70-130		1		11/07/17 18:19	2037-26-5	
2540C Total Dissolved Solids	Analytical Method: SM 2540C								
Total Dissolved Solids	**322**	mg/L	5.0	5.0	1		11/05/17 15:43		
300.0 IC Anions 28 Days	Analytical Method: EPA 300.0								
Chloride	**25.3**	mg/L	5.0	2.5	1		11/02/17 18:22	16887-00-6	

This report shall not be reproduced, except in full,
without the written consent of Pace Analytical Services, LLC.

Pace Analytical Services, LLC
8 East Tower Circle
Ormond Beach, FL 32174
(386)672-5668

ANALYTICAL RESULTS

Project: Lena Rd Landfill
Pace Project No.: 35344625

Sample: BGW-1 DUP **Lab ID: 35344869004** Collected: 10/30/17 09:05 Received: 10/30/17 22:25 Matrix: Water

Parameters	Results	Units	PQL	MDL	DF	Prepared	Analyzed	CAS No.	Qual
350.1 Ammonia	Analytical Method: EPA 350.1								
Nitrogen, Ammonia	**1.4**	mg/L	0.050	0.020	1		11/14/17 10:34	7664-41-7	
353.2 Nitrogen, NO2/NO3 unpres	Analytical Method: EPA 353.2								
Nitrogen, Nitrate	**0.025 U**	mg/L	0.050	0.025	1		10/31/17 13:42	14797-55-8	

This report shall not be reproduced, except in full,
without the written consent of Pace Analytical Services, LLC.

Pace Analytical Services, LLC
8 East Tower Circle
Ormond Beach, FL 32174
(386)672-5668

ANALYTICAL RESULTS

Project: Lena Rd Landfill
Pace Project No.: 35344625

Sample: GW-15 **Lab ID: 35344869005** Collected: 10/30/17 09:48 Received: 10/30/17 22:25 Matrix: Water

Parameters	Results	Units	PQL	MDL	DF	Prepared	Analyzed	CAS No.	Qual
Field Data	Analytical Method:								
Field pH	**6.47**	Std. Units			1		10/30/17 09:48		
Field Temperature	**25.2**	deg C			1		10/30/17 09:48		
Field Specific Conductance	**789**	umhos/cm			1		10/30/17 09:48		
Oxygen, Dissolved	**0.14**	mg/L			1		10/30/17 09:48	7782-44-7	
Turbidity	**3.14**	NTU			1		10/30/17 09:48		
8011 GCS EDB and DBCP	Analytical Method: EPA 8011 Preparation Method: EPA 8011								
1,2-Dibromo-3-chloropropane	**0.0062 U**	ug/L	0.020	0.0062	1	11/05/17 11:07	11/07/17 05:08	96-12-8	
1,2-Dibromoethane (EDB)	**0.0073 U**	ug/L	0.0098	0.0073	1	11/05/17 11:07	11/07/17 05:08	106-93-4	
6010 MET ICP	Analytical Method: EPA 6010 Preparation Method: EPA 3010								
Antimony	**7.5 U**	ug/L	15.0	7.5	1	10/31/17 16:35	11/06/17 19:14	7440-36-0	
Arsenic	**9.3 I**	ug/L	10.0	5.0	1	10/31/17 16:35	11/06/17 19:14	7440-38-2	
Barium	**68.2**	ug/L	10.0	5.0	1	10/31/17 16:35	11/06/17 19:14	7440-39-3	
Beryllium	**0.50 U**	ug/L	1.0	0.50	1	10/31/17 16:35	11/06/17 04:15	7440-41-7	
Cadmium	**0.50 U**	ug/L	1.0	0.50	1	10/31/17 16:35	11/06/17 19:14	7440-43-9	
Chromium	**6.1**	ug/L	5.0	2.5	1	10/31/17 16:35	11/06/17 19:14	7440-47-3	
Cobalt	**5.0 U**	ug/L	10.0	5.0	1	10/31/17 16:35	11/06/17 19:14	7440-48-4	
Copper	**2.9 I**	ug/L	5.0	2.5	1	10/31/17 16:35	11/06/17 19:14	7440-50-8	
Iron	**22800**	ug/L	40.0	20.0	1	10/31/17 16:35	11/06/17 04:15	7439-89-6	
Lead	**5.0 U**	ug/L	10.0	5.0	1	10/31/17 16:35	11/06/17 19:14	7439-92-1	
Nickel	**2.5 U**	ug/L	5.0	2.5	1	10/31/17 16:35	11/06/17 19:14	7440-02-0	
Selenium	**7.5 U**	ug/L	15.0	7.5	1	10/31/17 16:35	11/06/17 19:14	7782-49-2	
Silver	**2.5 U**	ug/L	5.0	2.5	1	10/31/17 16:35	11/06/17 19:14	7440-22-4	
Sodium	**53.0**	mg/L	1.0	0.50	1	10/31/17 16:35	11/06/17 19:14	7440-23-5	
Thallium	**7.5 U**	ug/L	15.0	7.5	1	10/31/17 16:35	11/06/17 19:14	7440-28-0	
Vanadium	**40.9**	ug/L	10.0	5.0	1	10/31/17 16:35	11/06/17 19:14	7440-62-2	
Zinc	**10.0 U**	ug/L	20.0	10.0	1	10/31/17 16:35	11/06/17 19:14	7440-66-6	
7470 Mercury	Analytical Method: EPA 7470 Preparation Method: EPA 7470								
Mercury	**0.10 U**	ug/L	0.20	0.10	1	11/08/17 13:00	11/10/17 20:17	7439-97-6	
8260 MSV Low Level	Analytical Method: EPA 8260								
Acetone	**10.0 U**	ug/L	25.0	10.0	1		11/07/17 18:34	67-64-1	
Acrylonitrile	**1.9 U**	ug/L	10.0	1.9	1		11/07/17 18:34	107-13-1	
Benzene	**0.25 U**	ug/L	1.0	0.25	1		11/07/17 18:34	71-43-2	
Bromochloromethane	**0.17 U**	ug/L	1.0	0.17	1		11/07/17 18:34	74-97-5	
Bromodichloromethane	**0.18 U**	ug/L	1.0	0.18	1		11/07/17 18:34	75-27-4	
Bromoform	**0.26 U**	ug/L	1.0	0.26	1		11/07/17 18:34	75-25-2	
Bromomethane	**0.29 U**	ug/L	2.0	0.29	1		11/07/17 18:34	74-83-9	J(L1)
2-Butanone (MEK)	**0.96 U**	ug/L	5.0	0.96	1		11/07/17 18:34	78-93-3	
Carbon disulfide	**1.2 U**	ug/L	2.0	1.2	1		11/07/17 18:34	75-15-0	
Carbon tetrachloride	**0.25 U**	ug/L	1.0	0.25	1		11/07/17 18:34	56-23-5	
Chlorobenzene	**0.23 U**	ug/L	1.0	0.23	1		11/07/17 18:34	108-90-7	
Chloroethane	**0.54 U**	ug/L	1.0	0.54	1		11/07/17 18:34	75-00-3	

This report shall not be reproduced, except in full,
without the written consent of Pace Analytical Services, LLC.

Pace Analytical Services, LLC
8 East Tower Circle
Ormond Beach, FL 32174
(386)672-5668

ANALYTICAL RESULTS

Project: Lena Rd Landfill
Pace Project No.: 35344625

Sample: GW-15 **Lab ID: 35344869005** Collected: 10/30/17 09:48 Received: 10/30/17 22:25 Matrix: Water

Parameters	Results	Units	PQL	MDL	DF	Prepared	Analyzed	CAS No.	Qual
8260 MSV Low Level	Analytical Method: EPA 8260								
Chloroform	**0.14 U**	ug/L	1.0	0.14	1		11/07/17 18:34	67-66-3	
Chloromethane	**0.11 U**	ug/L	1.0	0.11	1		11/07/17 18:34	74-87-3	
Dibromochloromethane	**0.21 U**	ug/L	1.0	0.21	1		11/07/17 18:34	124-48-1	
Dibromomethane	**0.21 U**	ug/L	1.0	0.21	1		11/07/17 18:34	74-95-3	
1,2-Dichlorobenzene	**0.30 U**	ug/L	1.0	0.30	1		11/07/17 18:34	95-50-1	
1,4-Dichlorobenzene	**0.33 U**	ug/L	1.0	0.33	1		11/07/17 18:34	106-46-7	
trans-1,4-Dichloro-2-butene	**1.0 U**	ug/L	1.0	1.0	1		11/07/17 18:34	110-57-6	
1,1-Dichloroethane	**0.32 U**	ug/L	1.0	0.32	1		11/07/17 18:34	75-34-3	
1,2-Dichloroethane	**0.24 U**	ug/L	1.0	0.24	1		11/07/17 18:34	107-06-2	
1,1-Dichloroethene	**0.56 U**	ug/L	1.0	0.56	1		11/07/17 18:34	75-35-4	
cis-1,2-Dichloroethene	**0.19 U**	ug/L	1.0	0.19	1		11/07/17 18:34	156-59-2	
trans-1,2-Dichloroethene	**0.49 U**	ug/L	1.0	0.49	1		11/07/17 18:34	156-60-5	
1,2-Dichloropropane	**0.27 U**	ug/L	1.0	0.27	1		11/07/17 18:34	78-87-5	
1,1-Dichloropropene	**0.49 U**	ug/L	1.0	0.49	1		11/07/17 18:34	563-58-6	
cis-1,3-Dichloropropene	**0.13 U**	ug/L	1.0	0.13	1		11/07/17 18:34	10061-01-5	
trans-1,3-Dichloropropene	**0.26 U**	ug/L	1.0	0.26	1		11/07/17 18:34	10061-02-6	
Ethylbenzene	**0.30 U**	ug/L	1.0	0.30	1		11/07/17 18:34	100-41-4	
2-Hexanone	**0.46 U**	ug/L	5.0	0.46	1		11/07/17 18:34	591-78-6	
Iodomethane	**0.32 U**	ug/L	5.0	0.32	1		11/07/17 18:34	74-88-4	
Methylene Chloride	**0.97 U**	ug/L	2.0	0.97	1		11/07/17 18:34	75-09-2	
4-Methyl-2-pentanone (MIBK)	**0.33 U**	ug/L	5.0	0.33	1		11/07/17 18:34	108-10-1	
Styrene	**0.26 U**	ug/L	1.0	0.26	1		11/07/17 18:34	100-42-5	
1,1,1,2-Tetrachloroethane	**0.33 U**	ug/L	1.0	0.33	1		11/07/17 18:34	630-20-6	
1,1,2,2-Tetrachloroethane	**0.40 U**	ug/L	1.0	0.40	1		11/07/17 18:34	79-34-5	
Tetrachloroethene	**0.46 U**	ug/L	1.0	0.46	1		11/07/17 18:34	127-18-4	
Toluene	**0.26 U**	ug/L	1.0	0.26	1		11/07/17 18:34	108-88-3	
1,1,1-Trichloroethane	**0.48 U**	ug/L	1.0	0.48	1		11/07/17 18:34	71-55-6	
1,1,2-Trichloroethane	**0.29 U**	ug/L	1.0	0.29	1		11/07/17 18:34	79-00-5	
Trichloroethene	**0.47 U**	ug/L	1.0	0.47	1		11/07/17 18:34	79-01-6	
Trichlorofluoromethane	**0.20 U**	ug/L	1.0	0.20	1		11/07/17 18:34	75-69-4	
1,2,3-Trichloropropane	**0.41 U**	ug/L	1.0	0.41	1		11/07/17 18:34	96-18-4	
Vinyl acetate	**0.35 U**	ug/L	2.0	0.35	1		11/07/17 18:34	108-05-4	
Vinyl chloride	**0.62 U**	ug/L	1.0	0.62	1		11/07/17 18:34	75-01-4	
Xylene (Total)	**1.0 U**	ug/L	1.0	1.0	1		11/07/17 18:34	1330-20-7	
Surrogates									
4-Bromofluorobenzene (S)	103	%	70-130		1		11/07/17 18:34	460-00-4	
1,2-Dichloroethane-d4 (S)	109	%	70-130		1		11/07/17 18:34	17060-07-0	
Toluene-d8 (S)	92	%	70-130		1		11/07/17 18:34	2037-26-5	
2540C Total Dissolved Solids	Analytical Method: SM 2540C								
Total Dissolved Solids	**575**	mg/L	5.0	5.0	1		11/05/17 15:44		
300.0 IC Anions 28 Days	Analytical Method: EPA 300.0								
Chloride	**77.2**	mg/L	5.0	2.5	1		11/02/17 18:44	16887-00-6	

This report shall not be reproduced, except in full,
without the written consent of Pace Analytical Services, LLC.

Pace Analytical Services, LLC
8 East Tower Circle
Ormond Beach, FL 32174
(386)672-5668

ANALYTICAL RESULTS

Project: Lena Rd Landfill
Pace Project No.: 35344625

Sample: GW-15 **Lab ID: 35344869005** Collected: 10/30/17 09:48 Received: 10/30/17 22:25 Matrix: Water

Parameters	Results	Units	PQL	MDL	DF	Prepared	Analyzed	CAS No.	Qual
350.1 Ammonia	Analytical Method: EPA 350.1								
Nitrogen, Ammonia	**0.94**	mg/L	0.050	0.020	1		11/14/17 10:35	7664-41-7	
353.2 Nitrogen, NO2/NO3 unpres	Analytical Method: EPA 353.2								
Nitrogen, Nitrate	**0.025 U**	mg/L	0.050	0.025	1		10/31/17 13:46	14797-55-8	

This report shall not be reproduced, except in full,
without the written consent of Pace Analytical Services, LLC.

Pace Analytical Services, LLC
8 East Tower Circle
Ormond Beach, FL 32174
(386)672-5668

ANALYTICAL RESULTS

Project: Lena Rd Landfill
Pace Project No.: 35344625

Sample: GW-16 **Lab ID: 35344869006** Collected: 10/30/17 10:23 Received: 10/30/17 22:25 Matrix: Water

Parameters	Results	Units	PQL	MDL	DF	Prepared	Analyzed	CAS No.	Qual
Field Data	Analytical Method:								
Field pH	**6.57**	Std. Units			1		10/30/17 10:23		
Field Temperature	**25.7**	deg C			1		10/30/17 10:23		
Field Specific Conductance	**822**	umhos/cm			1		10/30/17 10:23		
Oxygen, Dissolved	**0.13**	mg/L			1		10/30/17 10:23	7782-44-7	
Turbidity	**3.59**	NTU			1		10/30/17 10:23		
8011 GCS EDB and DBCP	Analytical Method: EPA 8011 Preparation Method: EPA 8011								
1,2-Dibromo-3-chloropropane	**0.0061 U**	ug/L	0.019	0.0061	1	11/05/17 11:07	11/07/17 05:23	96-12-8	
1,2-Dibromoethane (EDB)	**0.0072 U**	ug/L	0.0096	0.0072	1	11/05/17 11:07	11/07/17 05:23	106-93-4	
6010 MET ICP	Analytical Method: EPA 6010 Preparation Method: EPA 3010								
Antimony	**7.5 U**	ug/L	15.0	7.5	1	10/31/17 16:35	11/06/17 19:54	7440-36-0	
Arsenic	**5.0 U**	ug/L	10.0	5.0	1	10/31/17 16:35	11/06/17 19:54	7440-38-2	
Barium	**38.7**	ug/L	10.0	5.0	1	10/31/17 16:35	11/06/17 04:20	7440-39-3	
Beryllium	**0.50 U**	ug/L	1.0	0.50	1	10/31/17 16:35	11/06/17 04:20	7440-41-7	
Cadmium	**0.50 U**	ug/L	1.0	0.50	1	10/31/17 16:35	11/06/17 19:54	7440-43-9	
Chromium	**2.5 U**	ug/L	5.0	2.5	1	10/31/17 16:35	11/06/17 19:54	7440-47-3	
Cobalt	**5.0 U**	ug/L	10.0	5.0	1	10/31/17 16:35	11/06/17 19:54	7440-48-4	
Copper	**9.9**	ug/L	5.0	2.5	1	10/31/17 16:35	11/06/17 19:54	7440-50-8	
Iron	**941**	ug/L	40.0	20.0	1	10/31/17 16:35	11/06/17 04:20	7439-89-6	
Lead	**5.0 U**	ug/L	10.0	5.0	1	10/31/17 16:35	11/06/17 19:54	7439-92-1	
Nickel	**2.5 U**	ug/L	5.0	2.5	1	10/31/17 16:35	11/06/17 19:54	7440-02-0	
Selenium	**7.5 U**	ug/L	15.0	7.5	1	10/31/17 16:35	11/06/17 19:54	7782-49-2	
Silver	**2.5 U**	ug/L	5.0	2.5	1	10/31/17 16:35	11/06/17 19:54	7440-22-4	
Sodium	**86.3**	mg/L	1.0	0.50	1	10/31/17 16:35	11/06/17 04:20	7440-23-5	
Thallium	**7.5 U**	ug/L	15.0	7.5	1	10/31/17 16:35	11/06/17 19:54	7440-28-0	
Vanadium	**16.8**	ug/L	10.0	5.0	1	10/31/17 16:35	11/06/17 19:54	7440-62-2	
Zinc	**10.0 U**	ug/L	20.0	10.0	1	10/31/17 16:35	11/06/17 04:20	7440-66-6	
7470 Mercury	Analytical Method: EPA 7470 Preparation Method: EPA 7470								
Mercury	**0.10 U**	ug/L	0.20	0.10	1	11/08/17 13:00	11/10/17 20:19	7439-97-6	
8260 MSV Low Level	Analytical Method: EPA 8260								
Acetone	**10.0 U**	ug/L	25.0	10.0	1		11/07/17 18:50	67-64-1	
Acrylonitrile	**1.9 U**	ug/L	10.0	1.9	1		11/07/17 18:50	107-13-1	
Benzene	**0.25 U**	ug/L	1.0	0.25	1		11/07/17 18:50	71-43-2	
Bromochloromethane	**0.17 U**	ug/L	1.0	0.17	1		11/07/17 18:50	74-97-5	
Bromodichloromethane	**0.18 U**	ug/L	1.0	0.18	1		11/07/17 18:50	75-27-4	
Bromoform	**0.26 U**	ug/L	1.0	0.26	1		11/07/17 18:50	75-25-2	
Bromomethane	**0.29 U**	ug/L	2.0	0.29	1		11/07/17 18:50	74-83-9	J(L1)
2-Butanone (MEK)	**0.96 U**	ug/L	5.0	0.96	1		11/07/17 18:50	78-93-3	
Carbon disulfide	**1.2 U**	ug/L	2.0	1.2	1		11/07/17 18:50	75-15-0	
Carbon tetrachloride	**0.25 U**	ug/L	1.0	0.25	1		11/07/17 18:50	56-23-5	
Chlorobenzene	**0.23 U**	ug/L	1.0	0.23	1		11/07/17 18:50	108-90-7	
Chloroethane	**0.54 U**	ug/L	1.0	0.54	1		11/07/17 18:50	75-00-3	

This report shall not be reproduced, except in full,
without the written consent of Pace Analytical Services, LLC.

Pace Analytical Services, LLC
8 East Tower Circle
Ormond Beach, FL 32174
(386)672-5668

ANALYTICAL RESULTS

Project: Lena Rd Landfill
Pace Project No.: 35344625

Sample: GW-16 **Lab ID: 35344869006** Collected: 10/30/17 10:23 Received: 10/30/17 22:25 Matrix: Water

Parameters	Results	Units	PQL	MDL	DF	Prepared	Analyzed	CAS No.	Qual
8260 MSV Low Level	Analytical Method: EPA 8260								
Chloroform	**0.14 U**	ug/L	1.0	0.14	1		11/07/17 18:50	67-66-3	
Chloromethane	**0.11 U**	ug/L	1.0	0.11	1		11/07/17 18:50	74-87-3	
Dibromochloromethane	**0.21 U**	ug/L	1.0	0.21	1		11/07/17 18:50	124-48-1	
Dibromomethane	**0.21 U**	ug/L	1.0	0.21	1		11/07/17 18:50	74-95-3	
1,2-Dichlorobenzene	**0.30 U**	ug/L	1.0	0.30	1		11/07/17 18:50	95-50-1	
1,4-Dichlorobenzene	**0.33 U**	ug/L	1.0	0.33	1		11/07/17 18:50	106-46-7	
trans-1,4-Dichloro-2-butene	**1.0 U**	ug/L	1.0	1.0	1		11/07/17 18:50	110-57-6	
1,1-Dichloroethane	**0.32 U**	ug/L	1.0	0.32	1		11/07/17 18:50	75-34-3	
1,2-Dichloroethane	**0.24 U**	ug/L	1.0	0.24	1		11/07/17 18:50	107-06-2	
1,1-Dichloroethene	**0.56 U**	ug/L	1.0	0.56	1		11/07/17 18:50	75-35-4	
cis-1,2-Dichloroethene	**0.19 U**	ug/L	1.0	0.19	1		11/07/17 18:50	156-59-2	
trans-1,2-Dichloroethene	**0.49 U**	ug/L	1.0	0.49	1		11/07/17 18:50	156-60-5	
1,2-Dichloropropane	**0.27 U**	ug/L	1.0	0.27	1		11/07/17 18:50	78-87-5	
1,1-Dichloropropene	**0.49 U**	ug/L	1.0	0.49	1		11/07/17 18:50	563-58-6	
cis-1,3-Dichloropropene	**0.13 U**	ug/L	1.0	0.13	1		11/07/17 18:50	10061-01-5	
trans-1,3-Dichloropropene	**0.26 U**	ug/L	1.0	0.26	1		11/07/17 18:50	10061-02-6	
Ethylbenzene	**0.30 U**	ug/L	1.0	0.30	1		11/07/17 18:50	100-41-4	
2-Hexanone	**0.46 U**	ug/L	5.0	0.46	1		11/07/17 18:50	591-78-6	
Iodomethane	**0.32 U**	ug/L	5.0	0.32	1		11/07/17 18:50	74-88-4	
Methylene Chloride	**0.97 U**	ug/L	2.0	0.97	1		11/07/17 18:50	75-09-2	
4-Methyl-2-pentanone (MIBK)	**0.33 U**	ug/L	5.0	0.33	1		11/07/17 18:50	108-10-1	
Styrene	**0.26 U**	ug/L	1.0	0.26	1		11/07/17 18:50	100-42-5	
1,1,1,2-Tetrachloroethane	**0.33 U**	ug/L	1.0	0.33	1		11/07/17 18:50	630-20-6	
1,1,2,2-Tetrachloroethane	**0.40 U**	ug/L	1.0	0.40	1		11/07/17 18:50	79-34-5	
Tetrachloroethene	**0.46 U**	ug/L	1.0	0.46	1		11/07/17 18:50	127-18-4	
Toluene	**0.26 U**	ug/L	1.0	0.26	1		11/07/17 18:50	108-88-3	
1,1,1-Trichloroethane	**0.48 U**	ug/L	1.0	0.48	1		11/07/17 18:50	71-55-6	
1,1,2-Trichloroethane	**0.29 U**	ug/L	1.0	0.29	1		11/07/17 18:50	79-00-5	
Trichloroethene	**0.47 U**	ug/L	1.0	0.47	1		11/07/17 18:50	79-01-6	
Trichlorofluoromethane	**0.20 U**	ug/L	1.0	0.20	1		11/07/17 18:50	75-69-4	
1,2,3-Trichloropropane	**0.41 U**	ug/L	1.0	0.41	1		11/07/17 18:50	96-18-4	
Vinyl acetate	**0.35 U**	ug/L	2.0	0.35	1		11/07/17 18:50	108-05-4	
Vinyl chloride	**0.62 U**	ug/L	1.0	0.62	1		11/07/17 18:50	75-01-4	
Xylene (Total)	**1.0 U**	ug/L	1.0	1.0	1		11/07/17 18:50	1330-20-7	
Surrogates									
4-Bromofluorobenzene (S)	105	%	70-130		1		11/07/17 18:50	460-00-4	
1,2-Dichloroethane-d4 (S)	97	%	70-130		1		11/07/17 18:50	17060-07-0	
Toluene-d8 (S)	97	%	70-130		1		11/07/17 18:50	2037-26-5	
2540C Total Dissolved Solids	Analytical Method: SM 2540C								
Total Dissolved Solids	**502**	mg/L	5.0	5.0	1		11/05/17 15:44		
300.0 IC Anions 28 Days	Analytical Method: EPA 300.0								
Chloride	**68.7**	mg/L	10.0	5.0	2		11/02/17 19:06	16887-00-6	

This report shall not be reproduced, except in full,
without the written consent of Pace Analytical Services, LLC.

Pace Analytical Services, LLC
8 East Tower Circle
Ormond Beach, FL 32174
(386)672-5668

ANALYTICAL RESULTS

Project: Lena Rd Landfill
Pace Project No.: 35344625

Sample: GW-16 **Lab ID: 35344869006** Collected: 10/30/17 10:23 Received: 10/30/17 22:25 Matrix: Water

Parameters	Results	Units	PQL	MDL	DF	Prepared	Analyzed	CAS No.	Qual
350.1 Ammonia	Analytical Method: EPA 350.1								
Nitrogen, Ammonia	**0.80**	mg/L	0.050	0.020	1		11/14/17 10:37	7664-41-7	
353.2 Nitrogen, NO2/NO3 unpres	Analytical Method: EPA 353.2								
Nitrogen, Nitrate	**0.025 U**	mg/L	0.050	0.025	1		10/31/17 13:47	14797-55-8	

This report shall not be reproduced, except in full,
without the written consent of Pace Analytical Services, LLC.

Pace Analytical Services, LLC
8 East Tower Circle
Ormond Beach, FL 32174
(386)672-5668

ANALYTICAL RESULTS

Project: Lena Rd Landfill
Pace Project No.: 35344625

Sample: GW-17 **Lab ID: 35344869007** Collected: 10/30/17 10:59 Received: 10/30/17 22:25 Matrix: Water

Parameters	Results	Units	PQL	MDL	DF	Prepared	Analyzed	CAS No.	Qual
Field Data	Analytical Method:								
Field pH	**5.54**	Std. Units			1		10/30/17 10:59		
Field Temperature	**26.1**	deg C			1		10/30/17 10:59		
Field Specific Conductance	**87**	umhos/cm			1		10/30/17 10:59		
Oxygen, Dissolved	**0.18**	mg/L			1		10/30/17 10:59	7782-44-7	
Turbidity	**15.8**	NTU			1		10/30/17 10:59		
8011 GCS EDB and DBCP	Analytical Method: EPA 8011 Preparation Method: EPA 8011								
1,2-Dibromo-3-chloropropane	**0.0062 U**	ug/L	0.019	0.0062	1	11/05/17 11:07	11/07/17 05:37	96-12-8	
1,2-Dibromoethane (EDB)	**0.0073 U**	ug/L	0.0097	0.0073	1	11/05/17 11:07	11/07/17 05:37	106-93-4	
6010 MET ICP	Analytical Method: EPA 6010 Preparation Method: EPA 3010								
Antimony	**7.5 U**	ug/L	15.0	7.5	1	10/31/17 16:35	11/06/17 19:58	7440-36-0	
Arsenic	**5.0 U**	ug/L	10.0	5.0	1	10/31/17 16:35	11/06/17 19:58	7440-38-2	
Barium	**5.0 U**	ug/L	10.0	5.0	1	10/31/17 16:35	11/06/17 04:25	7440-39-3	
Beryllium	**0.50 U**	ug/L	1.0	0.50	1	10/31/17 16:35	11/06/17 04:25	7440-41-7	
Cadmium	**0.50 U**	ug/L	1.0	0.50	1	10/31/17 16:35	11/06/17 19:58	7440-43-9	
Chromium	**7.6**	ug/L	5.0	2.5	1	10/31/17 16:35	11/06/17 19:58	7440-47-3	
Cobalt	**5.0 U**	ug/L	10.0	5.0	1	10/31/17 16:35	11/06/17 19:58	7440-48-4	
Copper	**2.8 I**	ug/L	5.0	2.5	1	10/31/17 16:35	11/06/17 19:58	7440-50-8	
Iron	**6470**	ug/L	40.0	20.0	1	10/31/17 16:35	11/06/17 04:25	7439-89-6	
Lead	**5.0 U**	ug/L	10.0	5.0	1	10/31/17 16:35	11/06/17 19:58	7439-92-1	
Nickel	**2.5 U**	ug/L	5.0	2.5	1	10/31/17 16:35	11/06/17 19:58	7440-02-0	
Selenium	**7.5 U**	ug/L	15.0	7.5	1	10/31/17 16:35	11/06/17 19:58	7782-49-2	
Silver	**2.5 U**	ug/L	5.0	2.5	1	10/31/17 16:35	11/06/17 19:58	7440-22-4	
Sodium	**3.4**	mg/L	1.0	0.50	1	10/31/17 16:35	11/06/17 04:25	7440-23-5	
Thallium	**7.5 U**	ug/L	15.0	7.5	1	10/31/17 16:35	11/06/17 19:58	7440-28-0	
Vanadium	**33.3**	ug/L	10.0	5.0	1	10/31/17 16:35	11/06/17 19:58	7440-62-2	
Zinc	**10.0 U**	ug/L	20.0	10.0	1	10/31/17 16:35	11/06/17 19:58	7440-66-6	
7470 Mercury	Analytical Method: EPA 7470 Preparation Method: EPA 7470								
Mercury	**0.10 U**	ug/L	0.20	0.10	1	11/08/17 13:00	11/10/17 20:22	7439-97-6	
8260 MSV Low Level	Analytical Method: EPA 8260								
Acetone	**10.0 U**	ug/L	25.0	10.0	1		11/07/17 19:06	67-64-1	
Acrylonitrile	**1.9 U**	ug/L	10.0	1.9	1		11/07/17 19:06	107-13-1	
Benzene	**0.25 U**	ug/L	1.0	0.25	1		11/07/17 19:06	71-43-2	
Bromochloromethane	**0.17 U**	ug/L	1.0	0.17	1		11/07/17 19:06	74-97-5	
Bromodichloromethane	**0.18 U**	ug/L	1.0	0.18	1		11/07/17 19:06	75-27-4	
Bromoform	**0.26 U**	ug/L	1.0	0.26	1		11/07/17 19:06	75-25-2	
Bromomethane	**0.29 U**	ug/L	2.0	0.29	1		11/07/17 19:06	74-83-9	J(L1)
2-Butanone (MEK)	**0.96 U**	ug/L	5.0	0.96	1		11/07/17 19:06	78-93-3	
Carbon disulfide	**1.2 U**	ug/L	2.0	1.2	1		11/07/17 19:06	75-15-0	
Carbon tetrachloride	**0.25 U**	ug/L	1.0	0.25	1		11/07/17 19:06	56-23-5	
Chlorobenzene	**0.23 U**	ug/L	1.0	0.23	1		11/07/17 19:06	108-90-7	
Chloroethane	**0.54 U**	ug/L	1.0	0.54	1		11/07/17 19:06	75-00-3	

This report shall not be reproduced, except in full,
without the written consent of Pace Analytical Services, LLC.

Pace Analytical Services, LLC
8 East Tower Circle
Ormond Beach, FL 32174
(386)672-5668

ANALYTICAL RESULTS

Project: Lena Rd Landfill
Pace Project No.: 35344625

Sample: GW-17 **Lab ID: 35344869007** Collected: 10/30/17 10:59 Received: 10/30/17 22:25 Matrix: Water

Parameters	Results	Units	PQL	MDL	DF	Prepared	Analyzed	CAS No.	Qual
8260 MSV Low Level	Analytical Method: EPA 8260								
Chloroform	**0.14 U**	ug/L	1.0	0.14	1		11/07/17 19:06	67-66-3	
Chloromethane	**0.11 U**	ug/L	1.0	0.11	1		11/07/17 19:06	74-87-3	
Dibromochloromethane	**0.21 U**	ug/L	1.0	0.21	1		11/07/17 19:06	124-48-1	
Dibromomethane	**0.21 U**	ug/L	1.0	0.21	1		11/07/17 19:06	74-95-3	
1,2-Dichlorobenzene	**0.30 U**	ug/L	1.0	0.30	1		11/07/17 19:06	95-50-1	
1,4-Dichlorobenzene	**0.33 U**	ug/L	1.0	0.33	1		11/07/17 19:06	106-46-7	
trans-1,4-Dichloro-2-butene	**1.0 U**	ug/L	1.0	1.0	1		11/07/17 19:06	110-57-6	
1,1-Dichloroethane	**0.32 U**	ug/L	1.0	0.32	1		11/07/17 19:06	75-34-3	
1,2-Dichloroethane	**0.24 U**	ug/L	1.0	0.24	1		11/07/17 19:06	107-06-2	
1,1-Dichloroethene	**0.56 U**	ug/L	1.0	0.56	1		11/07/17 19:06	75-35-4	
cis-1,2-Dichloroethene	**0.19 U**	ug/L	1.0	0.19	1		11/07/17 19:06	156-59-2	
trans-1,2-Dichloroethene	**0.49 U**	ug/L	1.0	0.49	1		11/07/17 19:06	156-60-5	
1,2-Dichloropropane	**0.27 U**	ug/L	1.0	0.27	1		11/07/17 19:06	78-87-5	
1,1-Dichloropropene	**0.49 U**	ug/L	1.0	0.49	1		11/07/17 19:06	563-58-6	
cis-1,3-Dichloropropene	**0.13 U**	ug/L	1.0	0.13	1		11/07/17 19:06	10061-01-5	
trans-1,3-Dichloropropene	**0.26 U**	ug/L	1.0	0.26	1		11/07/17 19:06	10061-02-6	
Ethylbenzene	**0.30 U**	ug/L	1.0	0.30	1		11/07/17 19:06	100-41-4	
2-Hexanone	**0.46 U**	ug/L	5.0	0.46	1		11/07/17 19:06	591-78-6	
Iodomethane	**0.32 U**	ug/L	5.0	0.32	1		11/07/17 19:06	74-88-4	
Methylene Chloride	**0.97 U**	ug/L	2.0	0.97	1		11/07/17 19:06	75-09-2	
4-Methyl-2-pentanone (MIBK)	**0.33 U**	ug/L	5.0	0.33	1		11/07/17 19:06	108-10-1	
Styrene	**0.26 U**	ug/L	1.0	0.26	1		11/07/17 19:06	100-42-5	
1,1,1,2-Tetrachloroethane	**0.33 U**	ug/L	1.0	0.33	1		11/07/17 19:06	630-20-6	
1,1,2,2-Tetrachloroethane	**0.40 U**	ug/L	1.0	0.40	1		11/07/17 19:06	79-34-5	
Tetrachloroethene	**0.46 U**	ug/L	1.0	0.46	1		11/07/17 19:06	127-18-4	
Toluene	**0.26 U**	ug/L	1.0	0.26	1		11/07/17 19:06	108-88-3	
1,1,1-Trichloroethane	**0.48 U**	ug/L	1.0	0.48	1		11/07/17 19:06	71-55-6	
1,1,2-Trichloroethane	**0.29 U**	ug/L	1.0	0.29	1		11/07/17 19:06	79-00-5	
Trichloroethene	**0.47 U**	ug/L	1.0	0.47	1		11/07/17 19:06	79-01-6	
Trichlorofluoromethane	**0.20 U**	ug/L	1.0	0.20	1		11/07/17 19:06	75-69-4	
1,2,3-Trichloropropane	**0.41 U**	ug/L	1.0	0.41	1		11/07/17 19:06	96-18-4	
Vinyl acetate	**0.35 U**	ug/L	2.0	0.35	1		11/07/17 19:06	108-05-4	
Vinyl chloride	**0.62 U**	ug/L	1.0	0.62	1		11/07/17 19:06	75-01-4	
Xylene (Total)	**1.0 U**	ug/L	1.0	1.0	1		11/07/17 19:06	1330-20-7	
Surrogates									
4-Bromofluorobenzene (S)	103	%	70-130		1		11/07/17 19:06	460-00-4	
1,2-Dichloroethane-d4 (S)	111	%	70-130		1		11/07/17 19:06	17060-07-0	
Toluene-d8 (S)	98	%	70-130		1		11/07/17 19:06	2037-26-5	
2540C Total Dissolved Solids	Analytical Method: SM 2540C								
Total Dissolved Solids	**110**	mg/L	5.0	5.0	1		11/05/17 15:45		
300.0 IC Anions 28 Days	Analytical Method: EPA 300.0								
Chloride	**4.5 I**	mg/L	5.0	2.5	1		11/02/17 19:28	16887-00-6	

This report shall not be reproduced, except in full,
without the written consent of Pace Analytical Services, LLC.

Pace Analytical Services, LLC
8 East Tower Circle
Ormond Beach, FL 32174
(386)672-5668

ANALYTICAL RESULTS

Project: Lena Rd Landfill
Pace Project No.: 35344625

Sample: GW-17 **Lab ID: 35344869007** Collected: 10/30/17 10:59 Received: 10/30/17 22:25 Matrix: Water

Parameters	Results	Units	PQL	MDL	DF	Prepared	Analyzed	CAS No.	Qual
350.1 Ammonia	Analytical Method: EPA 350.1								
Nitrogen, Ammonia	**1.2**	mg/L	0.050	0.020	1		11/14/17 10:39	7664-41-7	
353.2 Nitrogen, NO2/NO3 unpres	Analytical Method: EPA 353.2								
Nitrogen, Nitrate	**0.025 U**	mg/L	0.050	0.025	1		10/31/17 13:51	14797-55-8	

This report shall not be reproduced, except in full,
without the written consent of Pace Analytical Services, LLC.

Pace Analytical Services, LLC
8 East Tower Circle
Ormond Beach, FL 32174
(386)672-5668

ANALYTICAL RESULTS

Project: Lena Rd Landfill
Pace Project No.: 35344625

Sample: GW-18 **Lab ID: 35344869008** Collected: 10/30/17 11:39 Received: 10/30/17 22:25 Matrix: Water

Parameters	Results	Units	PQL	MDL	DF	Prepared	Analyzed	CAS No.	Qual
Field Data	Analytical Method:								
Field pH	**6.19**	Std. Units			1		10/30/17 11:39		
Field Temperature	**26.4**	deg C			1		10/30/17 11:39		
Field Specific Conductance	**673**	umhos/cm			1		10/30/17 11:39		
Oxygen, Dissolved	**0.17**	mg/L			1		10/30/17 11:39	7782-44-7	
Turbidity	**4.30**	NTU			1		10/30/17 11:39		
8011 GCS EDB and DBCP	Analytical Method: EPA 8011 Preparation Method: EPA 8011								
1,2-Dibromo-3-chloropropane	**0.0061 U**	ug/L	0.019	0.0061	1	11/05/17 11:07	11/07/17 05:52	96-12-8	
1,2-Dibromoethane (EDB)	**0.0072 U**	ug/L	0.0096	0.0072	1	11/05/17 11:07	11/07/17 05:52	106-93-4	
6010 MET ICP	Analytical Method: EPA 6010 Preparation Method: EPA 3010								
Antimony	**15.0 U**	ug/L	30.0	15.0	2	10/31/17 16:35	11/06/17 20:02	7440-36-0	
Arsenic	**10.0 U**	ug/L	20.0	10.0	2	10/31/17 16:35	11/06/17 20:02	7440-38-2	
Barium	**31.3**	ug/L	10.0	5.0	1	10/31/17 16:35	11/06/17 04:31	7440-39-3	
Beryllium	**0.50 U**	ug/L	1.0	0.50	1	10/31/17 16:35	11/06/17 04:31	7440-41-7	
Cadmium	**1.0 U**	ug/L	2.0	1.0	2	10/31/17 16:35	11/06/17 20:02	7440-43-9	
Chromium	**2.5 U**	ug/L	5.0	2.5	1	10/31/17 16:35	11/06/17 04:31	7440-47-3	
Cobalt	**5.0 U**	ug/L	10.0	5.0	1	10/31/17 16:35	11/06/17 04:31	7440-48-4	
Copper	**2.5 U**	ug/L	5.0	2.5	1	10/31/17 16:35	11/06/17 04:31	7440-50-8	
Iron	**46000**	ug/L	40.0	20.0	1	10/31/17 16:35	11/06/17 04:31	7439-89-6	
Lead	**10.0 U**	ug/L	20.0	10.0	2	10/31/17 16:35	11/06/17 20:02	7439-92-1	
Nickel	**2.5 U**	ug/L	5.0	2.5	1	10/31/17 16:35	11/06/17 04:31	7440-02-0	
Selenium	**15.0 U**	ug/L	30.0	15.0	2	10/31/17 16:35	11/06/17 20:02	7782-49-2	
Silver	**5.0 U**	ug/L	10.0	5.0	2	10/31/17 16:35	11/06/17 20:02	7440-22-4	
Sodium	**7.9**	mg/L	1.0	0.50	1	10/31/17 16:35	11/06/17 04:31	7440-23-5	
Thallium	**15.0 U**	ug/L	30.0	15.0	2	10/31/17 16:35	11/06/17 20:02	7440-28-0	
Vanadium	**12.3**	ug/L	10.0	5.0	1	10/31/17 16:35	11/06/17 04:31	7440-62-2	
Zinc	**10.0 U**	ug/L	20.0	10.0	1	10/31/17 16:35	11/06/17 04:31	7440-66-6	
7470 Mercury	Analytical Method: EPA 7470 Preparation Method: EPA 7470								
Mercury	**0.10 U**	ug/L	0.20	0.10	1	11/08/17 13:00	11/10/17 20:24	7439-97-6	
8260 MSV Low Level	Analytical Method: EPA 8260								
Acetone	**10.0 U**	ug/L	25.0	10.0	1		11/07/17 19:23	67-64-1	
Acrylonitrile	**1.9 U**	ug/L	10.0	1.9	1		11/07/17 19:23	107-13-1	
Benzene	**0.25 U**	ug/L	1.0	0.25	1		11/07/17 19:23	71-43-2	
Bromochloromethane	**0.17 U**	ug/L	1.0	0.17	1		11/07/17 19:23	74-97-5	
Bromodichloromethane	**0.18 U**	ug/L	1.0	0.18	1		11/07/17 19:23	75-27-4	
Bromoform	**0.26 U**	ug/L	1.0	0.26	1		11/07/17 19:23	75-25-2	
Bromomethane	**0.29 U**	ug/L	2.0	0.29	1		11/07/17 19:23	74-83-9	J(L1)
2-Butanone (MEK)	**0.96 U**	ug/L	5.0	0.96	1		11/07/17 19:23	78-93-3	
Carbon disulfide	**1.2 U**	ug/L	2.0	1.2	1		11/07/17 19:23	75-15-0	
Carbon tetrachloride	**0.25 U**	ug/L	1.0	0.25	1		11/07/17 19:23	56-23-5	
Chlorobenzene	**0.23 U**	ug/L	1.0	0.23	1		11/07/17 19:23	108-90-7	
Chloroethane	**0.54 U**	ug/L	1.0	0.54	1		11/07/17 19:23	75-00-3	

This report shall not be reproduced, except in full,
without the written consent of Pace Analytical Services, LLC.

Pace Analytical Services, LLC
8 East Tower Circle
Ormond Beach, FL 32174
(386)672-5668

ANALYTICAL RESULTS

Project: Lena Rd Landfill
Pace Project No.: 35344625

Sample: GW-18 **Lab ID: 35344869008** Collected: 10/30/17 11:39 Received: 10/30/17 22:25 Matrix: Water

Parameters	Results	Units	PQL	MDL	DF	Prepared	Analyzed	CAS No.	Qual
8260 MSV Low Level	Analytical Method: EPA 8260								
Chloroform	**0.14 U**	ug/L	1.0	0.14	1		11/07/17 19:23	67-66-3	
Chloromethane	**0.11 U**	ug/L	1.0	0.11	1		11/07/17 19:23	74-87-3	
Dibromochloromethane	**0.21 U**	ug/L	1.0	0.21	1		11/07/17 19:23	124-48-1	
Dibromomethane	**0.21 U**	ug/L	1.0	0.21	1		11/07/17 19:23	74-95-3	
1,2-Dichlorobenzene	**0.30 U**	ug/L	1.0	0.30	1		11/07/17 19:23	95-50-1	
1,4-Dichlorobenzene	**0.33 U**	ug/L	1.0	0.33	1		11/07/17 19:23	106-46-7	
trans-1,4-Dichloro-2-butene	**1.0 U**	ug/L	1.0	1.0	1		11/07/17 19:23	110-57-6	
1,1-Dichloroethane	**0.32 U**	ug/L	1.0	0.32	1		11/07/17 19:23	75-34-3	
1,2-Dichloroethane	**0.24 U**	ug/L	1.0	0.24	1		11/07/17 19:23	107-06-2	
1,1-Dichloroethene	**0.56 U**	ug/L	1.0	0.56	1		11/07/17 19:23	75-35-4	
cis-1,2-Dichloroethene	**0.19 U**	ug/L	1.0	0.19	1		11/07/17 19:23	156-59-2	
trans-1,2-Dichloroethene	**0.49 U**	ug/L	1.0	0.49	1		11/07/17 19:23	156-60-5	
1,2-Dichloropropane	**0.27 U**	ug/L	1.0	0.27	1		11/07/17 19:23	78-87-5	
1,1-Dichloropropene	**0.49 U**	ug/L	1.0	0.49	1		11/07/17 19:23	563-58-6	
cis-1,3-Dichloropropene	**0.13 U**	ug/L	1.0	0.13	1		11/07/17 19:23	10061-01-5	
trans-1,3-Dichloropropene	**0.26 U**	ug/L	1.0	0.26	1		11/07/17 19:23	10061-02-6	
Ethylbenzene	**0.30 U**	ug/L	1.0	0.30	1		11/07/17 19:23	100-41-4	
2-Hexanone	**0.46 U**	ug/L	5.0	0.46	1		11/07/17 19:23	591-78-6	
Iodomethane	**0.32 U**	ug/L	5.0	0.32	1		11/07/17 19:23	74-88-4	
Methylene Chloride	**0.97 U**	ug/L	2.0	0.97	1		11/07/17 19:23	75-09-2	
4-Methyl-2-pentanone (MIBK)	**0.33 U**	ug/L	5.0	0.33	1		11/07/17 19:23	108-10-1	
Styrene	**0.26 U**	ug/L	1.0	0.26	1		11/07/17 19:23	100-42-5	
1,1,1,2-Tetrachloroethane	**0.33 U**	ug/L	1.0	0.33	1		11/07/17 19:23	630-20-6	
1,1,2,2-Tetrachloroethane	**0.40 U**	ug/L	1.0	0.40	1		11/07/17 19:23	79-34-5	
Tetrachloroethene	**0.46 U**	ug/L	1.0	0.46	1		11/07/17 19:23	127-18-4	
Toluene	**0.26 U**	ug/L	1.0	0.26	1		11/07/17 19:23	108-88-3	
1,1,1-Trichloroethane	**0.48 U**	ug/L	1.0	0.48	1		11/07/17 19:23	71-55-6	
1,1,2-Trichloroethane	**0.29 U**	ug/L	1.0	0.29	1		11/07/17 19:23	79-00-5	
Trichloroethene	**0.47 U**	ug/L	1.0	0.47	1		11/07/17 19:23	79-01-6	
Trichlorofluoromethane	**0.20 U**	ug/L	1.0	0.20	1		11/07/17 19:23	75-69-4	
1,2,3-Trichloropropane	**0.41 U**	ug/L	1.0	0.41	1		11/07/17 19:23	96-18-4	
Vinyl acetate	**0.35 U**	ug/L	2.0	0.35	1		11/07/17 19:23	108-05-4	
Vinyl chloride	**0.62 U**	ug/L	1.0	0.62	1		11/07/17 19:23	75-01-4	
Xylene (Total)	**1.0 U**	ug/L	1.0	1.0	1		11/07/17 19:23	1330-20-7	
Surrogates									
4-Bromofluorobenzene (S)	100	%	70-130		1		11/07/17 19:23	460-00-4	
1,2-Dichloroethane-d4 (S)	104	%	70-130		1		11/07/17 19:23	17060-07-0	
Toluene-d8 (S)	99	%	70-130		1		11/07/17 19:23	2037-26-5	
2540C Total Dissolved Solids	Analytical Method: SM 2540C								
Total Dissolved Solids	**488**	mg/L	5.0	5.0	1		11/05/17 15:45		
300.0 IC Anions 28 Days	Analytical Method: EPA 300.0								
Chloride	**5.7**	mg/L	5.0	2.5	1		11/02/17 19:50	16887-00-6	

This report shall not be reproduced, except in full,
without the written consent of Pace Analytical Services, LLC.

Pace Analytical Services, LLC
8 East Tower Circle
Ormond Beach, FL 32174
(386)672-5668

ANALYTICAL RESULTS

Project: Lena Rd Landfill
Pace Project No.: 35344625

Sample: GW-18 **Lab ID: 35344869008** Collected: 10/30/17 11:39 Received: 10/30/17 22:25 Matrix: Water

Parameters	Results	Units	PQL	MDL	DF	Prepared	Analyzed	CAS No.	Qual
350.1 Ammonia	Analytical Method: EPA 350.1								
Nitrogen, Ammonia	**3.7**	mg/L	0.050	0.020	1		11/14/17 10:41	7664-41-7	
353.2 Nitrogen, NO2/NO3 unpres	Analytical Method: EPA 353.2								
Nitrogen, Nitrate	**0.12 U**	mg/L	0.25	0.12	5		10/31/17 15:52	14797-55-8	D3

This report shall not be reproduced, except in full,
without the written consent of Pace Analytical Services, LLC.

Pace Analytical Services, LLC
8 East Tower Circle
Ormond Beach, FL 32174
(386)672-5668

ANALYTICAL RESULTS

Project: Lena Rd Landfill
Pace Project No.: 35344625

Sample: GW-19 **Lab ID: 35344869009** Collected: 10/30/17 12:13 Received: 10/30/17 22:25 Matrix: Water

Parameters	Results	Units	PQL	MDL	DF	Prepared	Analyzed	CAS No.	Qual
Field Data	Analytical Method:								
Field pH	**5.74**	Std. Units			1		10/30/17 12:13		
Field Temperature	**27.2**	deg C			1		10/30/17 12:13		
Field Specific Conductance	**315**	umhos/cm			1		10/30/17 12:13		
Oxygen, Dissolved	**0.14**	mg/L			1		10/30/17 12:13	7782-44-7	
Turbidity	**2.99**	NTU			1		10/30/17 12:13		
8011 GCS EDB and DBCP	Analytical Method: EPA 8011 Preparation Method: EPA 8011								
1,2-Dibromo-3-chloropropane	**0.0061 U**	ug/L	0.019	0.0061	1	11/05/17 11:07	11/07/17 06:07	96-12-8	
1,2-Dibromoethane (EDB)	**0.0071 U**	ug/L	0.0095	0.0071	1	11/05/17 11:07	11/07/17 06:07	106-93-4	
6010 MET ICP	Analytical Method: EPA 6010 Preparation Method: EPA 3010								
Antimony	**7.5 U**	ug/L	15.0	7.5	1	10/31/17 16:35	11/06/17 20:14	7440-36-0	
Arsenic	**5.0 U**	ug/L	10.0	5.0	1	10/31/17 16:35	11/06/17 20:14	7440-38-2	
Barium	**8.5 I**	ug/L	10.0	5.0	1	10/31/17 16:35	11/15/17 12:14	7440-39-3	
Beryllium	**0.50 U**	ug/L	1.0	0.50	1	10/31/17 16:35	11/06/17 04:46	7440-41-7	
Cadmium	**0.50 U**	ug/L	1.0	0.50	1	10/31/17 16:35	11/15/17 12:14	7440-43-9	
Chromium	**2.5 U**	ug/L	5.0	2.5	1	10/31/17 16:35	11/15/17 12:14	7440-47-3	
Cobalt	**5.0 U**	ug/L	10.0	5.0	1	10/31/17 16:35	11/15/17 12:14	7440-48-4	
Copper	**2.5 U**	ug/L	5.0	2.5	1	10/31/17 16:35	11/15/17 12:14	7440-50-8	
Iron	**1330**	ug/L	40.0	20.0	1	10/31/17 16:35	11/15/17 12:14	7439-89-6	
Lead	**5.0 U**	ug/L	10.0	5.0	1	10/31/17 16:35	11/06/17 20:14	7439-92-1	
Nickel	**2.5 U**	ug/L	5.0	2.5	1	10/31/17 16:35	11/15/17 12:14	7440-02-0	
Selenium	**7.5 U**	ug/L	15.0	7.5	1	10/31/17 16:35	11/06/17 20:14	7782-49-2	
Silver	**2.5 U**	ug/L	5.0	2.5	1	10/31/17 16:35	11/15/17 12:14	7440-22-4	
Sodium	**2.6**	mg/L	1.0	0.50	1	10/31/17 16:35	11/15/17 12:14	7440-23-5	
Thallium	**7.5 U**	ug/L	15.0	7.5	1	10/31/17 16:35	11/06/17 20:14	7440-28-0	
Vanadium	**5.0 U**	ug/L	10.0	5.0	1	10/31/17 16:35	11/15/17 12:14	7440-62-2	
Zinc	**10.0 U**	ug/L	20.0	10.0	1	10/31/17 16:35	11/15/17 12:14	7440-66-6	
7470 Mercury	Analytical Method: EPA 7470 Preparation Method: EPA 7470								
Mercury	**0.10 U**	ug/L	0.20	0.10	1	11/08/17 13:00	11/10/17 20:26	7439-97-6	
8260 MSV Low Level	Analytical Method: EPA 8260								
Acetone	**10.0 U**	ug/L	25.0	10.0	1		11/07/17 19:39	67-64-1	
Acrylonitrile	**1.9 U**	ug/L	10.0	1.9	1		11/07/17 19:39	107-13-1	
Benzene	**0.25 U**	ug/L	1.0	0.25	1		11/07/17 19:39	71-43-2	
Bromochloromethane	**0.17 U**	ug/L	1.0	0.17	1		11/07/17 19:39	74-97-5	
Bromodichloromethane	**0.18 U**	ug/L	1.0	0.18	1		11/07/17 19:39	75-27-4	
Bromoform	**0.26 U**	ug/L	1.0	0.26	1		11/07/17 19:39	75-25-2	
Bromomethane	**0.29 U**	ug/L	2.0	0.29	1		11/07/17 19:39	74-83-9	J(L1)
2-Butanone (MEK)	**0.96 U**	ug/L	5.0	0.96	1		11/07/17 19:39	78-93-3	
Carbon disulfide	**1.2 U**	ug/L	2.0	1.2	1		11/07/17 19:39	75-15-0	
Carbon tetrachloride	**0.25 U**	ug/L	1.0	0.25	1		11/07/17 19:39	56-23-5	
Chlorobenzene	**0.23 U**	ug/L	1.0	0.23	1		11/07/17 19:39	108-90-7	
Chloroethane	**0.54 U**	ug/L	1.0	0.54	1		11/07/17 19:39	75-00-3	

This report shall not be reproduced, except in full,
without the written consent of Pace Analytical Services, LLC.

Pace Analytical Services, LLC
8 East Tower Circle
Ormond Beach, FL 32174
(386)672-5668

ANALYTICAL RESULTS

Project: Lena Rd Landfill
Pace Project No.: 35344625

Sample: GW-19 **Lab ID: 35344869009** Collected: 10/30/17 12:13 Received: 10/30/17 22:25 Matrix: Water

Parameters	Results	Units	PQL	MDL	DF	Prepared	Analyzed	CAS No.	Qual
8260 MSV Low Level	Analytical Method: EPA 8260								
Chloroform	**0.14 U**	ug/L	1.0	0.14	1		11/07/17 19:39	67-66-3	
Chloromethane	**0.11 U**	ug/L	1.0	0.11	1		11/07/17 19:39	74-87-3	
Dibromochloromethane	**0.21 U**	ug/L	1.0	0.21	1		11/07/17 19:39	124-48-1	
Dibromomethane	**0.21 U**	ug/L	1.0	0.21	1		11/07/17 19:39	74-95-3	
1,2-Dichlorobenzene	**0.30 U**	ug/L	1.0	0.30	1		11/07/17 19:39	95-50-1	
1,4-Dichlorobenzene	**0.33 U**	ug/L	1.0	0.33	1		11/07/17 19:39	106-46-7	
trans-1,4-Dichloro-2-butene	**1.0 U**	ug/L	1.0	1.0	1		11/07/17 19:39	110-57-6	
1,1-Dichloroethane	**0.32 U**	ug/L	1.0	0.32	1		11/07/17 19:39	75-34-3	
1,2-Dichloroethane	**0.24 U**	ug/L	1.0	0.24	1		11/07/17 19:39	107-06-2	
1,1-Dichloroethene	**0.56 U**	ug/L	1.0	0.56	1		11/07/17 19:39	75-35-4	
cis-1,2-Dichloroethene	**0.19 U**	ug/L	1.0	0.19	1		11/07/17 19:39	156-59-2	
trans-1,2-Dichloroethene	**0.49 U**	ug/L	1.0	0.49	1		11/07/17 19:39	156-60-5	
1,2-Dichloropropane	**0.27 U**	ug/L	1.0	0.27	1		11/07/17 19:39	78-87-5	
1,1-Dichloropropene	**0.49 U**	ug/L	1.0	0.49	1		11/07/17 19:39	563-58-6	
cis-1,3-Dichloropropene	**0.13 U**	ug/L	1.0	0.13	1		11/07/17 19:39	10061-01-5	
trans-1,3-Dichloropropene	**0.26 U**	ug/L	1.0	0.26	1		11/07/17 19:39	10061-02-6	
Ethylbenzene	**0.30 U**	ug/L	1.0	0.30	1		11/07/17 19:39	100-41-4	
2-Hexanone	**0.46 U**	ug/L	5.0	0.46	1		11/07/17 19:39	591-78-6	
Iodomethane	**0.32 U**	ug/L	5.0	0.32	1		11/07/17 19:39	74-88-4	
Methylene Chloride	**0.97 U**	ug/L	2.0	0.97	1		11/07/17 19:39	75-09-2	
4-Methyl-2-pentanone (MIBK)	**0.33 U**	ug/L	5.0	0.33	1		11/07/17 19:39	108-10-1	
Styrene	**0.26 U**	ug/L	1.0	0.26	1		11/07/17 19:39	100-42-5	
1,1,1,2-Tetrachloroethane	**0.33 U**	ug/L	1.0	0.33	1		11/07/17 19:39	630-20-6	
1,1,2,2-Tetrachloroethane	**0.40 U**	ug/L	1.0	0.40	1		11/07/17 19:39	79-34-5	
Tetrachloroethene	**0.46 U**	ug/L	1.0	0.46	1		11/07/17 19:39	127-18-4	
Toluene	**0.26 U**	ug/L	1.0	0.26	1		11/07/17 19:39	108-88-3	
1,1,1-Trichloroethane	**0.48 U**	ug/L	1.0	0.48	1		11/07/17 19:39	71-55-6	
1,1,2-Trichloroethane	**0.29 U**	ug/L	1.0	0.29	1		11/07/17 19:39	79-00-5	
Trichloroethene	**0.47 U**	ug/L	1.0	0.47	1		11/07/17 19:39	79-01-6	
Trichlorofluoromethane	**0.20 U**	ug/L	1.0	0.20	1		11/07/17 19:39	75-69-4	
1,2,3-Trichloropropane	**0.41 U**	ug/L	1.0	0.41	1		11/07/17 19:39	96-18-4	
Vinyl acetate	**0.35 U**	ug/L	2.0	0.35	1		11/07/17 19:39	108-05-4	
Vinyl chloride	**0.62 U**	ug/L	1.0	0.62	1		11/07/17 19:39	75-01-4	
Xylene (Total)	**1.0 U**	ug/L	1.0	1.0	1		11/07/17 19:39	1330-20-7	
Surrogates									
4-Bromofluorobenzene (S)	101	%	70-130		1		11/07/17 19:39	460-00-4	
1,2-Dichloroethane-d4 (S)	100	%	70-130		1		11/07/17 19:39	17060-07-0	
Toluene-d8 (S)	94	%	70-130		1		11/07/17 19:39	2037-26-5	
2540C Total Dissolved Solids	Analytical Method: SM 2540C								
Total Dissolved Solids	**248**	mg/L	5.0	5.0	1		11/05/17 15:46		
300.0 IC Anions 28 Days	Analytical Method: EPA 300.0								
Chloride	**5.5**	mg/L	5.0	2.5	1		11/02/17 20:12	16887-00-6	

This report shall not be reproduced, except in full,
without the written consent of Pace Analytical Services, LLC.

Pace Analytical Services, LLC
8 East Tower Circle
Ormond Beach, FL 32174
(386)672-5668

ANALYTICAL RESULTS

Project: Lena Rd Landfill
Pace Project No.: 35344625

Sample: GW-19 **Lab ID: 35344869009** Collected: 10/30/17 12:13 Received: 10/30/17 22:25 Matrix: Water

Parameters	Results	Units	PQL	MDL	DF	Prepared	Analyzed	CAS No.	Qual
350.1 Ammonia	Analytical Method: EPA 350.1								
Nitrogen, Ammonia	**1.3**	mg/L	0.050	0.020	1		11/14/17 10:43	7664-41-7	
353.2 Nitrogen, NO2/NO3 unpres	Analytical Method: EPA 353.2								
Nitrogen, Nitrate	**0.025 U**	mg/L	0.050	0.025	1		10/31/17 13:54	14797-55-8	

This report shall not be reproduced, except in full,
without the written consent of Pace Analytical Services, LLC.

Pace Analytical Services, LLC
8 East Tower Circle
Ormond Beach, FL 32174
(386)672-5668

ANALYTICAL RESULTS

Project: Lena Rd Landfill
Pace Project No.: 35344625

Sample: GW-20 **Lab ID: 35344869010** Collected: 10/30/17 12:49 Received: 10/30/17 22:25 Matrix: Water

Parameters	Results	Units	PQL	MDL	DF	Prepared	Analyzed	CAS No.	Qual
Field Data	Analytical Method:								
Field pH	**6.24**	Std. Units			1		10/30/17 12:49		
Field Temperature	**26.9**	deg C			1		10/30/17 12:49		
Field Specific Conductance	**348**	umhos/cm			1		10/30/17 12:49		
Oxygen, Dissolved	**0.12**	mg/L			1		10/30/17 12:49	7782-44-7	
Turbidity	**7.49**	NTU			1		10/30/17 12:49		
8011 GCS EDB and DBCP	Analytical Method: EPA 8011 Preparation Method: EPA 8011								
1,2-Dibromo-3-chloropropane	**0.0062 U**	ug/L	0.019	0.0062	1	11/05/17 11:07	11/07/17 06:21	96-12-8	
1,2-Dibromoethane (EDB)	**0.0073 U**	ug/L	0.0097	0.0073	1	11/05/17 11:07	11/07/17 06:21	106-93-4	
6010 MET ICP	Analytical Method: EPA 6010 Preparation Method: EPA 3010								
Antimony	**7.5 U**	ug/L	15.0	7.5	1	10/31/17 16:35	11/06/17 20:26	7440-36-0	
Arsenic	**15.0**	ug/L	10.0	5.0	1	10/31/17 16:35	11/06/17 20:26	7440-38-2	
Barium	**10.9**	ug/L	10.0	5.0	1	10/31/17 16:35	11/15/17 12:18	7440-39-3	
Beryllium	**0.50 U**	ug/L	1.0	0.50	1	10/31/17 16:35	11/06/17 04:51	7440-41-7	
Cadmium	**0.50 U**	ug/L	1.0	0.50	1	10/31/17 16:35	11/15/17 12:18	7440-43-9	
Chromium	**2.5 U**	ug/L	5.0	2.5	1	10/31/17 16:35	11/15/17 12:18	7440-47-3	
Cobalt	**5.0 U**	ug/L	10.0	5.0	1	10/31/17 16:35	11/15/17 12:18	7440-48-4	
Copper	**2.5 U**	ug/L	5.0	2.5	1	10/31/17 16:35	11/15/17 12:18	7440-50-8	
Iron	**910**	ug/L	40.0	20.0	1	10/31/17 16:35	11/15/17 12:18	7439-89-6	
Lead	**5.0 U**	ug/L	10.0	5.0	1	10/31/17 16:35	11/06/17 20:26	7439-92-1	
Nickel	**2.5 U**	ug/L	5.0	2.5	1	10/31/17 16:35	11/15/17 12:18	7440-02-0	
Selenium	**7.5 U**	ug/L	15.0	7.5	1	10/31/17 16:35	11/06/17 20:26	7782-49-2	
Silver	**2.5 U**	ug/L	5.0	2.5	1	10/31/17 16:35	11/15/17 12:18	7440-22-4	
Sodium	**2.3**	mg/L	1.0	0.50	1	10/31/17 16:35	11/15/17 12:18	7440-23-5	
Thallium	**7.5 U**	ug/L	15.0	7.5	1	10/31/17 16:35	11/06/17 20:26	7440-28-0	
Vanadium	**5.0 U**	ug/L	10.0	5.0	1	10/31/17 16:35	11/15/17 12:18	7440-62-2	
Zinc	**10.0 U**	ug/L	20.0	10.0	1	10/31/17 16:35	11/15/17 12:18	7440-66-6	
7470 Mercury	Analytical Method: EPA 7470 Preparation Method: EPA 7470								
Mercury	**0.10 U**	ug/L	0.20	0.10	1	11/08/17 13:00	11/10/17 20:28	7439-97-6	
8260 MSV Low Level	Analytical Method: EPA 8260								
Acetone	**10.0 U**	ug/L	25.0	10.0	1		11/07/17 19:55	67-64-1	
Acrylonitrile	**1.9 U**	ug/L	10.0	1.9	1		11/07/17 19:55	107-13-1	
Benzene	**0.25 U**	ug/L	1.0	0.25	1		11/07/17 19:55	71-43-2	
Bromochloromethane	**0.17 U**	ug/L	1.0	0.17	1		11/07/17 19:55	74-97-5	
Bromodichloromethane	**0.18 U**	ug/L	1.0	0.18	1		11/07/17 19:55	75-27-4	
Bromoform	**0.26 U**	ug/L	1.0	0.26	1		11/07/17 19:55	75-25-2	
Bromomethane	**0.29 U**	ug/L	2.0	0.29	1		11/07/17 19:55	74-83-9	J(L1)
2-Butanone (MEK)	**0.96 U**	ug/L	5.0	0.96	1		11/07/17 19:55	78-93-3	
Carbon disulfide	**1.2 U**	ug/L	2.0	1.2	1		11/07/17 19:55	75-15-0	
Carbon tetrachloride	**0.25 U**	ug/L	1.0	0.25	1		11/07/17 19:55	56-23-5	
Chlorobenzene	**0.23 U**	ug/L	1.0	0.23	1		11/07/17 19:55	108-90-7	
Chloroethane	**0.54 U**	ug/L	1.0	0.54	1		11/07/17 19:55	75-00-3	

This report shall not be reproduced, except in full,
without the written consent of Pace Analytical Services, LLC.

Pace Analytical Services, LLC
8 East Tower Circle
Ormond Beach, FL 32174
(386)672-5668

ANALYTICAL RESULTS

Project: Lena Rd Landfill
Pace Project No.: 35344625

Sample: GW-20 **Lab ID: 35344869010** Collected: 10/30/17 12:49 Received: 10/30/17 22:25 Matrix: Water

Parameters	Results	Units	PQL	MDL	DF	Prepared	Analyzed	CAS No.	Qual
8260 MSV Low Level	Analytical Method: EPA 8260								
Chloroform	**0.14 U**	ug/L	1.0	0.14	1		11/07/17 19:55	67-66-3	
Chloromethane	**0.11 U**	ug/L	1.0	0.11	1		11/07/17 19:55	74-87-3	
Dibromochloromethane	**0.21 U**	ug/L	1.0	0.21	1		11/07/17 19:55	124-48-1	
Dibromomethane	**0.21 U**	ug/L	1.0	0.21	1		11/07/17 19:55	74-95-3	
1,2-Dichlorobenzene	**0.30 U**	ug/L	1.0	0.30	1		11/07/17 19:55	95-50-1	
1,4-Dichlorobenzene	**0.33 U**	ug/L	1.0	0.33	1		11/07/17 19:55	106-46-7	
trans-1,4-Dichloro-2-butene	**1.0 U**	ug/L	1.0	1.0	1		11/07/17 19:55	110-57-6	
1,1-Dichloroethane	**0.32 U**	ug/L	1.0	0.32	1		11/07/17 19:55	75-34-3	
1,2-Dichloroethane	**0.24 U**	ug/L	1.0	0.24	1		11/07/17 19:55	107-06-2	
1,1-Dichloroethene	**0.56 U**	ug/L	1.0	0.56	1		11/07/17 19:55	75-35-4	
cis-1,2-Dichloroethene	**0.19 U**	ug/L	1.0	0.19	1		11/07/17 19:55	156-59-2	
trans-1,2-Dichloroethene	**0.49 U**	ug/L	1.0	0.49	1		11/07/17 19:55	156-60-5	
1,2-Dichloropropane	**0.27 U**	ug/L	1.0	0.27	1		11/07/17 19:55	78-87-5	
1,1-Dichloropropene	**0.49 U**	ug/L	1.0	0.49	1		11/07/17 19:55	563-58-6	
cis-1,3-Dichloropropene	**0.13 U**	ug/L	1.0	0.13	1		11/07/17 19:55	10061-01-5	
trans-1,3-Dichloropropene	**0.26 U**	ug/L	1.0	0.26	1		11/07/17 19:55	10061-02-6	
Ethylbenzene	**0.30 U**	ug/L	1.0	0.30	1		11/07/17 19:55	100-41-4	
2-Hexanone	**0.46 U**	ug/L	5.0	0.46	1		11/07/17 19:55	591-78-6	
Iodomethane	**0.32 U**	ug/L	5.0	0.32	1		11/07/17 19:55	74-88-4	
Methylene Chloride	**0.97 U**	ug/L	2.0	0.97	1		11/07/17 19:55	75-09-2	
4-Methyl-2-pentanone (MIBK)	**0.33 U**	ug/L	5.0	0.33	1		11/07/17 19:55	108-10-1	
Styrene	**0.26 U**	ug/L	1.0	0.26	1		11/07/17 19:55	100-42-5	
1,1,1,2-Tetrachloroethane	**0.33 U**	ug/L	1.0	0.33	1		11/07/17 19:55	630-20-6	
1,1,2,2-Tetrachloroethane	**0.40 U**	ug/L	1.0	0.40	1		11/07/17 19:55	79-34-5	
Tetrachloroethene	**0.46 U**	ug/L	1.0	0.46	1		11/07/17 19:55	127-18-4	
Toluene	**0.26 U**	ug/L	1.0	0.26	1		11/07/17 19:55	108-88-3	
1,1,1-Trichloroethane	**0.48 U**	ug/L	1.0	0.48	1		11/07/17 19:55	71-55-6	
1,1,2-Trichloroethane	**0.29 U**	ug/L	1.0	0.29	1		11/07/17 19:55	79-00-5	
Trichloroethene	**0.47 U**	ug/L	1.0	0.47	1		11/07/17 19:55	79-01-6	
Trichlorofluoromethane	**0.20 U**	ug/L	1.0	0.20	1		11/07/17 19:55	75-69-4	
1,2,3-Trichloropropane	**0.41 U**	ug/L	1.0	0.41	1		11/07/17 19:55	96-18-4	
Vinyl acetate	**0.35 U**	ug/L	2.0	0.35	1		11/07/17 19:55	108-05-4	
Vinyl chloride	**0.62 U**	ug/L	1.0	0.62	1		11/07/17 19:55	75-01-4	
Xylene (Total)	**1.0 U**	ug/L	1.0	1.0	1		11/07/17 19:55	1330-20-7	
Surrogates									
4-Bromofluorobenzene (S)	102	%	70-130		1		11/07/17 19:55	460-00-4	
1,2-Dichloroethane-d4 (S)	93	%	70-130		1		11/07/17 19:55	17060-07-0	
Toluene-d8 (S)	98	%	70-130		1		11/07/17 19:55	2037-26-5	
2540C Total Dissolved Solids	Analytical Method: SM 2540C								
Total Dissolved Solids	**269**	mg/L	5.0	5.0	1		11/05/17 15:46		
300.0 IC Anions 28 Days	Analytical Method: EPA 300.0								
Chloride	**6.5**	mg/L	5.0	2.5	1		11/02/17 20:34	16887-00-6	

This report shall not be reproduced, except in full,
without the written consent of Pace Analytical Services, LLC.

Pace Analytical Services, LLC
8 East Tower Circle
Ormond Beach, FL 32174
(386)672-5668

ANALYTICAL RESULTS

Project: Lena Rd Landfill
Pace Project No.: 35344625

Sample: GW-20 **Lab ID: 35344869010** Collected: 10/30/17 12:49 Received: 10/30/17 22:25 Matrix: Water

Parameters	Results	Units	PQL	MDL	DF	Prepared	Analyzed	CAS No.	Qual
350.1 Ammonia	Analytical Method: EPA 350.1								
Nitrogen, Ammonia	**0.59**	mg/L	0.050	0.020	1		11/14/17 10:45	7664-41-7	
353.2 Nitrogen, NO2/NO3 unpres	Analytical Method: EPA 353.2								
Nitrogen, Nitrate	**0.053**	mg/L	0.050	0.025	1		10/31/17 13:55	14797-55-8	

This report shall not be reproduced, except in full,
without the written consent of Pace Analytical Services, LLC.

Pace Analytical Services, LLC
8 East Tower Circle
Ormond Beach, FL 32174
(386)672-5668

ANALYTICAL RESULTS

Project: Lena Rd Landfill
Pace Project No.: 35344625

Sample: GW-21 **Lab ID: 35344869011** Collected: 10/30/17 13:22 Received: 10/30/17 22:25 Matrix: Water

Parameters	Results	Units	PQL	MDL	DF	Prepared	Analyzed	CAS No.	Qual
Field Data	Analytical Method:								
Field pH	**5.71**	Std. Units			1		10/30/17 13:22		
Field Temperature	**27.0**	deg C			1		10/30/17 13:22		
Field Specific Conductance	**223**	umhos/cm			1		10/30/17 13:22		
Oxygen, Dissolved	**0.52**	mg/L			1		10/30/17 13:22	7782-44-7	
Turbidity	**16.1**	NTU			1		10/30/17 13:22		
8011 GCS EDB and DBCP	Analytical Method: EPA 8011 Preparation Method: EPA 8011								
1,2-Dibromo-3-chloropropane	**0.0061 U**	ug/L	0.019	0.0061	1	11/05/17 11:07	11/07/17 06:36	96-12-8	
1,2-Dibromoethane (EDB)	**0.0072 U**	ug/L	0.0095	0.0072	1	11/05/17 11:07	11/07/17 06:36	106-93-4	
6010 MET ICP	Analytical Method: EPA 6010 Preparation Method: EPA 3010								
Antimony	**7.5 U**	ug/L	15.0	7.5	1	10/31/17 16:35	11/06/17 20:30	7440-36-0	
Arsenic	**9.6 I**	ug/L	10.0	5.0	1	10/31/17 16:35	11/06/17 20:30	7440-38-2	
Barium	**20.1**	ug/L	10.0	5.0	1	10/31/17 16:35	11/06/17 04:57	7440-39-3	
Beryllium	**0.50 U**	ug/L	1.0	0.50	1	10/31/17 16:35	11/06/17 04:57	7440-41-7	
Cadmium	**0.50 U**	ug/L	1.0	0.50	1	10/31/17 16:35	11/06/17 20:30	7440-43-9	
Chromium	**3.2 I**	ug/L	5.0	2.5	1	10/31/17 16:35	11/06/17 20:30	7440-47-3	
Cobalt	**5.0 U**	ug/L	10.0	5.0	1	10/31/17 16:35	11/06/17 20:30	7440-48-4	
Copper	**2.9 I**	ug/L	5.0	2.5	1	10/31/17 16:35	11/06/17 20:30	7440-50-8	
Iron	**1250**	ug/L	40.0	20.0	1	10/31/17 16:35	11/06/17 04:57	7439-89-6	
Lead	**5.0 U**	ug/L	10.0	5.0	1	10/31/17 16:35	11/06/17 20:30	7439-92-1	
Nickel	**2.5 U**	ug/L	5.0	2.5	1	10/31/17 16:35	11/06/17 20:30	7440-02-0	
Selenium	**7.5 U**	ug/L	15.0	7.5	1	10/31/17 16:35	11/06/17 20:30	7782-49-2	
Silver	**2.5 U**	ug/L	5.0	2.5	1	10/31/17 16:35	11/06/17 20:30	7440-22-4	
Sodium	**6.5**	mg/L	1.0	0.50	1	10/31/17 16:35	11/06/17 04:57	7440-23-5	1p
Thallium	**7.5 U**	ug/L	15.0	7.5	1	10/31/17 16:35	11/06/17 20:30	7440-28-0	
Vanadium	**5.0 U**	ug/L	10.0	5.0	1	10/31/17 16:35	11/06/17 20:30	7440-62-2	
Zinc	**10.0 U**	ug/L	20.0	10.0	1	10/31/17 16:35	11/06/17 20:30	7440-66-6	
7470 Mercury	Analytical Method: EPA 7470 Preparation Method: EPA 7470								
Mercury	**0.10 U**	ug/L	0.20	0.10	1	11/08/17 13:00	11/10/17 20:30	7439-97-6	
8260 MSV Low Level	Analytical Method: EPA 8260								
Acetone	**10.0 U**	ug/L	25.0	10.0	1		11/07/17 20:11	67-64-1	
Acrylonitrile	**1.9 U**	ug/L	10.0	1.9	1		11/07/17 20:11	107-13-1	
Benzene	**0.25 U**	ug/L	1.0	0.25	1		11/07/17 20:11	71-43-2	
Bromochloromethane	**0.17 U**	ug/L	1.0	0.17	1		11/07/17 20:11	74-97-5	
Bromodichloromethane	**0.18 U**	ug/L	1.0	0.18	1		11/07/17 20:11	75-27-4	
Bromoform	**0.26 U**	ug/L	1.0	0.26	1		11/07/17 20:11	75-25-2	
Bromomethane	**0.29 U**	ug/L	2.0	0.29	1		11/07/17 20:11	74-83-9	J(L1)
2-Butanone (MEK)	**0.96 U**	ug/L	5.0	0.96	1		11/07/17 20:11	78-93-3	
Carbon disulfide	**1.2 U**	ug/L	2.0	1.2	1		11/07/17 20:11	75-15-0	
Carbon tetrachloride	**0.25 U**	ug/L	1.0	0.25	1		11/07/17 20:11	56-23-5	
Chlorobenzene	**0.23 U**	ug/L	1.0	0.23	1		11/07/17 20:11	108-90-7	
Chloroethane	**0.54 U**	ug/L	1.0	0.54	1		11/07/17 20:11	75-00-3	

This report shall not be reproduced, except in full,
without the written consent of Pace Analytical Services, LLC.

Pace Analytical Services, LLC
8 East Tower Circle
Ormond Beach, FL 32174
(386)672-5668

ANALYTICAL RESULTS

Project: Lena Rd Landfill
Pace Project No.: 35344625

Sample: GW-21 **Lab ID: 35344869011** Collected: 10/30/17 13:22 Received: 10/30/17 22:25 Matrix: Water

Parameters	Results	Units	PQL	MDL	DF	Prepared	Analyzed	CAS No.	Qual
8260 MSV Low Level	Analytical Method: EPA 8260								
Chloroform	**0.14 U**	ug/L	1.0	0.14	1		11/07/17 20:11	67-66-3	
Chloromethane	**0.11 U**	ug/L	1.0	0.11	1		11/07/17 20:11	74-87-3	
Dibromochloromethane	**0.21 U**	ug/L	1.0	0.21	1		11/07/17 20:11	124-48-1	
Dibromomethane	**0.21 U**	ug/L	1.0	0.21	1		11/07/17 20:11	74-95-3	
1,2-Dichlorobenzene	**0.30 U**	ug/L	1.0	0.30	1		11/07/17 20:11	95-50-1	
1,4-Dichlorobenzene	**0.33 U**	ug/L	1.0	0.33	1		11/07/17 20:11	106-46-7	
trans-1,4-Dichloro-2-butene	**1.0 U**	ug/L	1.0	1.0	1		11/07/17 20:11	110-57-6	
1,1-Dichloroethane	**0.32 U**	ug/L	1.0	0.32	1		11/07/17 20:11	75-34-3	
1,2-Dichloroethane	**0.24 U**	ug/L	1.0	0.24	1		11/07/17 20:11	107-06-2	
1,1-Dichloroethene	**0.56 U**	ug/L	1.0	0.56	1		11/07/17 20:11	75-35-4	
cis-1,2-Dichloroethene	**0.19 U**	ug/L	1.0	0.19	1		11/07/17 20:11	156-59-2	
trans-1,2-Dichloroethene	**0.49 U**	ug/L	1.0	0.49	1		11/07/17 20:11	156-60-5	
1,2-Dichloropropane	**0.27 U**	ug/L	1.0	0.27	1		11/07/17 20:11	78-87-5	
1,1-Dichloropropene	**0.49 U**	ug/L	1.0	0.49	1		11/07/17 20:11	563-58-6	
cis-1,3-Dichloropropene	**0.13 U**	ug/L	1.0	0.13	1		11/07/17 20:11	10061-01-5	
trans-1,3-Dichloropropene	**0.26 U**	ug/L	1.0	0.26	1		11/07/17 20:11	10061-02-6	
Ethylbenzene	**0.30 U**	ug/L	1.0	0.30	1		11/07/17 20:11	100-41-4	
2-Hexanone	**0.46 U**	ug/L	5.0	0.46	1		11/07/17 20:11	591-78-6	
Iodomethane	**0.32 U**	ug/L	5.0	0.32	1		11/07/17 20:11	74-88-4	
Methylene Chloride	**0.97 U**	ug/L	2.0	0.97	1		11/07/17 20:11	75-09-2	
4-Methyl-2-pentanone (MIBK)	**0.33 U**	ug/L	5.0	0.33	1		11/07/17 20:11	108-10-1	
Styrene	**0.26 U**	ug/L	1.0	0.26	1		11/07/17 20:11	100-42-5	
1,1,1,2-Tetrachloroethane	**0.33 U**	ug/L	1.0	0.33	1		11/07/17 20:11	630-20-6	
1,1,2,2-Tetrachloroethane	**0.40 U**	ug/L	1.0	0.40	1		11/07/17 20:11	79-34-5	
Tetrachloroethene	**0.46 U**	ug/L	1.0	0.46	1		11/07/17 20:11	127-18-4	
Toluene	**0.26 U**	ug/L	1.0	0.26	1		11/07/17 20:11	108-88-3	
1,1,1-Trichloroethane	**0.48 U**	ug/L	1.0	0.48	1		11/07/17 20:11	71-55-6	
1,1,2-Trichloroethane	**0.29 U**	ug/L	1.0	0.29	1		11/07/17 20:11	79-00-5	
Trichloroethene	**0.47 U**	ug/L	1.0	0.47	1		11/07/17 20:11	79-01-6	
Trichlorofluoromethane	**0.20 U**	ug/L	1.0	0.20	1		11/07/17 20:11	75-69-4	
1,2,3-Trichloropropane	**0.41 U**	ug/L	1.0	0.41	1		11/07/17 20:11	96-18-4	
Vinyl acetate	**0.35 U**	ug/L	2.0	0.35	1		11/07/17 20:11	108-05-4	
Vinyl chloride	**0.62 U**	ug/L	1.0	0.62	1		11/07/17 20:11	75-01-4	
Xylene (Total)	**1.0 U**	ug/L	1.0	1.0	1		11/07/17 20:11	1330-20-7	
Surrogates									
4-Bromofluorobenzene (S)	104	%	70-130		1		11/07/17 20:11	460-00-4	
1,2-Dichloroethane-d4 (S)	111	%	70-130		1		11/07/17 20:11	17060-07-0	
Toluene-d8 (S)	98	%	70-130		1		11/07/17 20:11	2037-26-5	
2540C Total Dissolved Solids	Analytical Method: SM 2540C								
Total Dissolved Solids	**209**	mg/L	5.0	5.0	1		11/05/17 15:47		
300.0 IC Anions 28 Days	Analytical Method: EPA 300.0								
Chloride	**4.4 I**	mg/L	5.0	2.5	1		11/02/17 20:56	16887-00-6	

This report shall not be reproduced, except in full,
without the written consent of Pace Analytical Services, LLC.

Pace Analytical Services, LLC
8 East Tower Circle
Ormond Beach, FL 32174
(386)672-5668

ANALYTICAL RESULTS

Project: Lena Rd Landfill
Pace Project No.: 35344625

Sample: GW-21 **Lab ID: 35344869011** Collected: 10/30/17 13:22 Received: 10/30/17 22:25 Matrix: Water

Parameters	Results	Units	PQL	MDL	DF	Prepared	Analyzed	CAS No.	Qual
350.1 Ammonia	Analytical Method: EPA 350.1								
Nitrogen, Ammonia	**0.28**	mg/L	0.050	0.020	1		11/14/17 10:46	7664-41-7	
353.2 Nitrogen, NO2/NO3 unpres	Analytical Method: EPA 353.2								
Nitrogen, Nitrate	**0.20**	mg/L	0.050	0.025	1		10/31/17 13:56	14797-55-8	

This report shall not be reproduced, except in full,
without the written consent of Pace Analytical Services, LLC.

Pace Analytical Services, LLC
8 East Tower Circle
Ormond Beach, FL 32174
(386)672-5668

ANALYTICAL RESULTS

Project: Lena Rd Landfill
Pace Project No.: 35344625

Sample: GW-22 **Lab ID: 35344869012** Collected: 10/30/17 13:58 Received: 10/30/17 22:25 Matrix: Water

Parameters	Results	Units	PQL	MDL	DF	Prepared	Analyzed	CAS No.	Qual
Field Data	Analytical Method:								
Field pH	**5.86**	Std. Units			1		10/30/17 13:58		
Field Temperature	**26.1**	deg C			1		10/30/17 13:58		
Field Specific Conductance	**781**	umhos/cm			1		10/30/17 13:58		
Oxygen, Dissolved	**0.44**	mg/L			1		10/30/17 13:58	7782-44-7	
Turbidity	**2.29**	NTU			1		10/30/17 13:58		
8011 GCS EDB and DBCP	Analytical Method: EPA 8011 Preparation Method: EPA 8011								
1,2-Dibromo-3-chloropropane	**0.0060 U**	ug/L	0.019	0.0060	1	11/05/17 11:07	11/07/17 06:51	96-12-8	
1,2-Dibromoethane (EDB)	**0.0070 U**	ug/L	0.0094	0.0070	1	11/05/17 11:07	11/07/17 06:51	106-93-4	
6010 MET ICP	Analytical Method: EPA 6010 Preparation Method: EPA 3010								
Antimony	**7.5 U**	ug/L	15.0	7.5	1	10/31/17 16:35	11/06/17 20:34	7440-36-0	
Arsenic	**6.5 I**	ug/L	10.0	5.0	1	10/31/17 16:35	11/06/17 20:34	7440-38-2	
Barium	**29.9**	ug/L	10.0	5.0	1	10/31/17 16:35	11/06/17 05:02	7440-39-3	
Beryllium	**0.50 U**	ug/L	1.0	0.50	1	10/31/17 16:35	11/06/17 05:02	7440-41-7	
Cadmium	**0.50 U**	ug/L	1.0	0.50	1	10/31/17 16:35	11/06/17 20:34	7440-43-9	
Chromium	**2.8 I**	ug/L	5.0	2.5	1	10/31/17 16:35	11/06/17 20:34	7440-47-3	
Cobalt	**5.0 U**	ug/L	10.0	5.0	1	10/31/17 16:35	11/06/17 20:34	7440-48-4	
Copper	**2.9 I**	ug/L	5.0	2.5	1	10/31/17 16:35	11/06/17 20:34	7440-50-8	
Iron	**15800**	ug/L	40.0	20.0	1	10/31/17 16:35	11/06/17 05:02	7439-89-6	
Lead	**5.0 U**	ug/L	10.0	5.0	1	10/31/17 16:35	11/06/17 20:34	7439-92-1	
Nickel	**2.5 U**	ug/L	5.0	2.5	1	10/31/17 16:35	11/06/17 20:34	7440-02-0	
Selenium	**7.5 U**	ug/L	15.0	7.5	1	10/31/17 16:35	11/06/17 20:34	7782-49-2	
Silver	**2.5 U**	ug/L	5.0	2.5	1	10/31/17 16:35	11/06/17 20:34	7440-22-4	
Sodium	**21.4**	mg/L	1.0	0.50	1	10/31/17 16:35	11/06/17 05:02	7440-23-5	1p
Thallium	**7.5 U**	ug/L	15.0	7.5	1	10/31/17 16:35	11/06/17 20:34	7440-28-0	
Vanadium	**14.0**	ug/L	10.0	5.0	1	10/31/17 16:35	11/06/17 20:34	7440-62-2	
Zinc	**10.0 U**	ug/L	20.0	10.0	1	10/31/17 16:35	11/06/17 05:02	7440-66-6	
7470 Mercury	Analytical Method: EPA 7470 Preparation Method: EPA 7470								
Mercury	**0.10 U**	ug/L	0.20	0.10	1	11/08/17 13:00	11/10/17 20:37	7439-97-6	
8260 MSV Low Level	Analytical Method: EPA 8260								
Acetone	**10.0 U**	ug/L	25.0	10.0	1		11/07/17 20:27	67-64-1	
Acrylonitrile	**1.9 U**	ug/L	10.0	1.9	1		11/07/17 20:27	107-13-1	
Benzene	**0.25 U**	ug/L	1.0	0.25	1		11/07/17 20:27	71-43-2	
Bromochloromethane	**0.17 U**	ug/L	1.0	0.17	1		11/07/17 20:27	74-97-5	
Bromodichloromethane	**0.18 U**	ug/L	1.0	0.18	1		11/07/17 20:27	75-27-4	
Bromoform	**0.26 U**	ug/L	1.0	0.26	1		11/07/17 20:27	75-25-2	
Bromomethane	**0.29 U**	ug/L	2.0	0.29	1		11/07/17 20:27	74-83-9	J(L1)
2-Butanone (MEK)	**0.96 U**	ug/L	5.0	0.96	1		11/07/17 20:27	78-93-3	
Carbon disulfide	**1.2 U**	ug/L	2.0	1.2	1		11/07/17 20:27	75-15-0	
Carbon tetrachloride	**0.25 U**	ug/L	1.0	0.25	1		11/07/17 20:27	56-23-5	
Chlorobenzene	**0.23 U**	ug/L	1.0	0.23	1		11/07/17 20:27	108-90-7	
Chloroethane	**0.54 U**	ug/L	1.0	0.54	1		11/07/17 20:27	75-00-3	

This report shall not be reproduced, except in full,
without the written consent of Pace Analytical Services, LLC.

Pace Analytical Services, LLC
8 East Tower Circle
Ormond Beach, FL 32174
(386)672-5668

ANALYTICAL RESULTS

Project: Lena Rd Landfill
Pace Project No.: 35344625

Sample: GW-22 **Lab ID: 35344869012** Collected: 10/30/17 13:58 Received: 10/30/17 22:25 Matrix: Water

Parameters	Results	Units	PQL	MDL	DF	Prepared	Analyzed	CAS No.	Qual
8260 MSV Low Level	Analytical Method: EPA 8260								
Chloroform	**0.14 U**	ug/L	1.0	0.14	1		11/07/17 20:27	67-66-3	
Chloromethane	**0.11 U**	ug/L	1.0	0.11	1		11/07/17 20:27	74-87-3	
Dibromochloromethane	**0.21 U**	ug/L	1.0	0.21	1		11/07/17 20:27	124-48-1	
Dibromomethane	**0.21 U**	ug/L	1.0	0.21	1		11/07/17 20:27	74-95-3	
1,2-Dichlorobenzene	**0.30 U**	ug/L	1.0	0.30	1		11/07/17 20:27	95-50-1	
1,4-Dichlorobenzene	**0.33 U**	ug/L	1.0	0.33	1		11/07/17 20:27	106-46-7	
trans-1,4-Dichloro-2-butene	**1.0 U**	ug/L	1.0	1.0	1		11/07/17 20:27	110-57-6	
1,1-Dichloroethane	**0.32 U**	ug/L	1.0	0.32	1		11/07/17 20:27	75-34-3	
1,2-Dichloroethane	**0.24 U**	ug/L	1.0	0.24	1		11/07/17 20:27	107-06-2	
1,1-Dichloroethene	**0.56 U**	ug/L	1.0	0.56	1		11/07/17 20:27	75-35-4	
cis-1,2-Dichloroethene	**0.19 U**	ug/L	1.0	0.19	1		11/07/17 20:27	156-59-2	
trans-1,2-Dichloroethene	**0.49 U**	ug/L	1.0	0.49	1		11/07/17 20:27	156-60-5	
1,2-Dichloropropane	**0.27 U**	ug/L	1.0	0.27	1		11/07/17 20:27	78-87-5	
1,1-Dichloropropene	**0.49 U**	ug/L	1.0	0.49	1		11/07/17 20:27	563-58-6	
cis-1,3-Dichloropropene	**0.13 U**	ug/L	1.0	0.13	1		11/07/17 20:27	10061-01-5	
trans-1,3-Dichloropropene	**0.26 U**	ug/L	1.0	0.26	1		11/07/17 20:27	10061-02-6	
Ethylbenzene	**0.30 U**	ug/L	1.0	0.30	1		11/07/17 20:27	100-41-4	
2-Hexanone	**0.46 U**	ug/L	5.0	0.46	1		11/07/17 20:27	591-78-6	
Iodomethane	**0.32 U**	ug/L	5.0	0.32	1		11/07/17 20:27	74-88-4	
Methylene Chloride	**0.97 U**	ug/L	2.0	0.97	1		11/07/17 20:27	75-09-2	
4-Methyl-2-pentanone (MIBK)	**0.33 U**	ug/L	5.0	0.33	1		11/07/17 20:27	108-10-1	
Styrene	**0.26 U**	ug/L	1.0	0.26	1		11/07/17 20:27	100-42-5	
1,1,1,2-Tetrachloroethane	**0.33 U**	ug/L	1.0	0.33	1		11/07/17 20:27	630-20-6	
1,1,2,2-Tetrachloroethane	**0.40 U**	ug/L	1.0	0.40	1		11/07/17 20:27	79-34-5	
Tetrachloroethene	**0.46 U**	ug/L	1.0	0.46	1		11/07/17 20:27	127-18-4	
Toluene	**0.26 U**	ug/L	1.0	0.26	1		11/07/17 20:27	108-88-3	
1,1,1-Trichloroethane	**0.48 U**	ug/L	1.0	0.48	1		11/07/17 20:27	71-55-6	
1,1,2-Trichloroethane	**0.29 U**	ug/L	1.0	0.29	1		11/07/17 20:27	79-00-5	
Trichloroethene	**0.47 U**	ug/L	1.0	0.47	1		11/07/17 20:27	79-01-6	
Trichlorofluoromethane	**0.20 U**	ug/L	1.0	0.20	1		11/07/17 20:27	75-69-4	
1,2,3-Trichloropropane	**0.41 U**	ug/L	1.0	0.41	1		11/07/17 20:27	96-18-4	
Vinyl acetate	**0.35 U**	ug/L	2.0	0.35	1		11/07/17 20:27	108-05-4	
Vinyl chloride	**0.62 U**	ug/L	1.0	0.62	1		11/07/17 20:27	75-01-4	
Xylene (Total)	**1.0 U**	ug/L	1.0	1.0	1		11/07/17 20:27	1330-20-7	
Surrogates									
4-Bromofluorobenzene (S)	103	%	70-130		1		11/07/17 20:27	460-00-4	
1,2-Dichloroethane-d4 (S)	113	%	70-130		1		11/07/17 20:27	17060-07-0	
Toluene-d8 (S)	95	%	70-130		1		11/07/17 20:27	2037-26-5	
2540C Total Dissolved Solids	Analytical Method: SM 2540C								
Total Dissolved Solids	**625**	mg/L	5.0	5.0	1		11/05/17 15:48		
300.0 IC Anions 28 Days	Analytical Method: EPA 300.0								
Chloride	**6.1**	mg/L	5.0	2.5	1		11/03/17 06:50	16887-00-6	

This report shall not be reproduced, except in full,
without the written consent of Pace Analytical Services, LLC.

Pace Analytical Services, LLC
8 East Tower Circle
Ormond Beach, FL 32174
(386)672-5668

ANALYTICAL RESULTS

Project: Lena Rd Landfill
Pace Project No.: 35344625

Sample: GW-22 **Lab ID: 35344869012** Collected: 10/30/17 13:58 Received: 10/30/17 22:25 Matrix: Water

Parameters	Results	Units	PQL	MDL	DF	Prepared	Analyzed	CAS No.	Qual
350.1 Ammonia	Analytical Method: EPA 350.1								
Nitrogen, Ammonia	**5.7**	mg/L	0.050	0.020	1		11/14/17 10:48	7664-41-7	
353.2 Nitrogen, NO2/NO3 unpres	Analytical Method: EPA 353.2								
Nitrogen, Nitrate	**0.025 U**	mg/L	0.050	0.025	1		10/31/17 13:57	14797-55-8	

This report shall not be reproduced, except in full,
without the written consent of Pace Analytical Services, LLC.

Pace Analytical Services, LLC
8 East Tower Circle
Ormond Beach, FL 32174
(386)672-5668

ANALYTICAL RESULTS

Project: Lena Rd Landfill
Pace Project No.: 35344625

Sample: GW-23 **Lab ID: 35344869013** Collected: 10/30/17 14:34 Received: 10/30/17 22:25 Matrix: Water

Parameters	Results	Units	PQL	MDL	DF	Prepared	Analyzed	CAS No.	Qual
Field Data	Analytical Method:								
Field pH	**6.54**	Std. Units			1		10/30/17 14:34		
Field Temperature	**26.0**	deg C			1		10/30/17 14:34		
Field Specific Conductance	**389**	umhos/cm			1		10/30/17 14:34		
Oxygen, Dissolved	**0.12**	mg/L			1		10/30/17 14:34	7782-44-7	
Turbidity	**2.11**	NTU			1		10/30/17 14:34		
8011 GCS EDB and DBCP	Analytical Method: EPA 8011 Preparation Method: EPA 8011								
1,2-Dibromo-3-chloropropane	**0.0063 U**	ug/L	0.020	0.0063	1	11/05/17 11:07	11/07/17 07:20	96-12-8	
1,2-Dibromoethane (EDB)	**0.0073 U**	ug/L	0.0098	0.0073	1	11/05/17 11:07	11/07/17 07:20	106-93-4	
6010 MET ICP	Analytical Method: EPA 6010 Preparation Method: EPA 3010								
Antimony	**7.5 U**	ug/L	15.0	7.5	1	11/01/17 09:47	11/03/17 01:07	7440-36-0	
Arsenic	**9.5 I**	ug/L	10.0	5.0	1	11/01/17 09:47	11/03/17 01:07	7440-38-2	
Barium	**14.5**	ug/L	10.0	5.0	1	11/01/17 09:47	11/03/17 01:07	7440-39-3	
Beryllium	**0.50 U**	ug/L	1.0	0.50	1	11/01/17 09:47	11/03/17 01:07	7440-41-7	
Cadmium	**0.50 U**	ug/L	1.0	0.50	1	11/01/17 09:47	11/03/17 01:07	7440-43-9	
Chromium	**2.5 U**	ug/L	5.0	2.5	1	11/01/17 09:47	11/03/17 01:07	7440-47-3	
Cobalt	**5.0 U**	ug/L	10.0	5.0	1	11/01/17 09:47	11/03/17 01:07	7440-48-4	
Copper	**2.5 U**	ug/L	5.0	2.5	1	11/01/17 09:47	11/03/17 01:07	7440-50-8	
Iron	**2720**	ug/L	40.0	20.0	1	11/01/17 09:47	11/03/17 01:07	7439-89-6	
Lead	**5.0 U**	ug/L	10.0	5.0	1	11/01/17 09:47	11/03/17 01:07	7439-92-1	
Nickel	**2.5 U**	ug/L	5.0	2.5	1	11/01/17 09:47	11/03/17 01:07	7440-02-0	
Selenium	**7.5 U**	ug/L	15.0	7.5	1	11/01/17 09:47	11/03/17 01:07	7782-49-2	J(CC)
Silver	**2.5 U**	ug/L	5.0	2.5	1	11/01/17 09:47	11/03/17 01:07	7440-22-4	
Sodium	**7.6**	mg/L	1.0	0.50	1	11/01/17 09:47	11/03/17 01:07	7440-23-5	
Vanadium	**5.0 U**	ug/L	10.0	5.0	1	11/01/17 09:47	11/03/17 01:07	7440-62-2	
Zinc	**10.0 U**	ug/L	20.0	10.0	1	11/01/17 09:47	11/03/17 01:07	7440-66-6	
7470 Mercury	Analytical Method: EPA 7470 Preparation Method: EPA 7470								
Mercury	**0.10 U**	ug/L	0.20	0.10	1	11/08/17 13:00	11/10/17 20:39	7439-97-6	
8260 MSV Low Level	Analytical Method: EPA 8260								
Acetone	**10.0 U**	ug/L	25.0	10.0	1		11/07/17 20:43	67-64-1	
Acrylonitrile	**1.9 U**	ug/L	10.0	1.9	1		11/07/17 20:43	107-13-1	
Benzene	**0.25 U**	ug/L	1.0	0.25	1		11/07/17 20:43	71-43-2	
Bromochloromethane	**0.17 U**	ug/L	1.0	0.17	1		11/07/17 20:43	74-97-5	
Bromodichloromethane	**0.18 U**	ug/L	1.0	0.18	1		11/07/17 20:43	75-27-4	
Bromoform	**0.26 U**	ug/L	1.0	0.26	1		11/07/17 20:43	75-25-2	
Bromomethane	**0.29 U**	ug/L	2.0	0.29	1		11/07/17 20:43	74-83-9	J(L1)
2-Butanone (MEK)	**0.96 U**	ug/L	5.0	0.96	1		11/07/17 20:43	78-93-3	
Carbon disulfide	**1.2 U**	ug/L	2.0	1.2	1		11/07/17 20:43	75-15-0	
Carbon tetrachloride	**0.25 U**	ug/L	1.0	0.25	1		11/07/17 20:43	56-23-5	
Chlorobenzene	**0.23 U**	ug/L	1.0	0.23	1		11/07/17 20:43	108-90-7	
Chloroethane	**0.54 U**	ug/L	1.0	0.54	1		11/07/17 20:43	75-00-3	
Chloroform	**0.14 U**	ug/L	1.0	0.14	1		11/07/17 20:43	67-66-3	

This report shall not be reproduced, except in full,
without the written consent of Pace Analytical Services, LLC.

Pace Analytical Services, LLC
8 East Tower Circle
Ormond Beach, FL 32174
(386)672-5668

ANALYTICAL RESULTS

Project: Lena Rd Landfill
Pace Project No.: 35344625

Sample: GW-23 **Lab ID: 35344869013** Collected: 10/30/17 14:34 Received: 10/30/17 22:25 Matrix: Water

Parameters	Results	Units	PQL	MDL	DF	Prepared	Analyzed	CAS No.	Qual
8260 MSV Low Level	Analytical Method: EPA 8260								
Chloromethane	**0.11 U**	ug/L	1.0	0.11	1		11/07/17 20:43	74-87-3	
Dibromochloromethane	**0.21 U**	ug/L	1.0	0.21	1		11/07/17 20:43	124-48-1	
Dibromomethane	**0.21 U**	ug/L	1.0	0.21	1		11/07/17 20:43	74-95-3	
1,2-Dichlorobenzene	**0.30 U**	ug/L	1.0	0.30	1		11/07/17 20:43	95-50-1	
1,4-Dichlorobenzene	**0.33 U**	ug/L	1.0	0.33	1		11/07/17 20:43	106-46-7	
trans-1,4-Dichloro-2-butene	**1.0 U**	ug/L	1.0	1.0	1		11/07/17 20:43	110-57-6	
1,1-Dichloroethane	**0.32 U**	ug/L	1.0	0.32	1		11/07/17 20:43	75-34-3	
1,2-Dichloroethane	**0.24 U**	ug/L	1.0	0.24	1		11/07/17 20:43	107-06-2	
1,1-Dichloroethene	**0.56 U**	ug/L	1.0	0.56	1		11/07/17 20:43	75-35-4	
cis-1,2-Dichloroethene	**0.19 U**	ug/L	1.0	0.19	1		11/07/17 20:43	156-59-2	
trans-1,2-Dichloroethene	**0.49 U**	ug/L	1.0	0.49	1		11/07/17 20:43	156-60-5	
1,2-Dichloropropane	**0.27 U**	ug/L	1.0	0.27	1		11/07/17 20:43	78-87-5	
1,1-Dichloropropene	**0.49 U**	ug/L	1.0	0.49	1		11/07/17 20:43	563-58-6	
cis-1,3-Dichloropropene	**0.13 U**	ug/L	1.0	0.13	1		11/07/17 20:43	10061-01-5	
trans-1,3-Dichloropropene	**0.26 U**	ug/L	1.0	0.26	1		11/07/17 20:43	10061-02-6	
Ethylbenzene	**0.30 U**	ug/L	1.0	0.30	1		11/07/17 20:43	100-41-4	
2-Hexanone	**0.46 U**	ug/L	5.0	0.46	1		11/07/17 20:43	591-78-6	
Iodomethane	**0.32 U**	ug/L	5.0	0.32	1		11/07/17 20:43	74-88-4	
Methylene Chloride	**0.97 U**	ug/L	2.0	0.97	1		11/07/17 20:43	75-09-2	
4-Methyl-2-pentanone (MIBK)	**0.33 U**	ug/L	5.0	0.33	1		11/07/17 20:43	108-10-1	
Styrene	**0.26 U**	ug/L	1.0	0.26	1		11/07/17 20:43	100-42-5	
1,1,1,2-Tetrachloroethane	**0.33 U**	ug/L	1.0	0.33	1		11/07/17 20:43	630-20-6	
1,1,2,2-Tetrachloroethane	**0.40 U**	ug/L	1.0	0.40	1		11/07/17 20:43	79-34-5	
Tetrachloroethene	**0.46 U**	ug/L	1.0	0.46	1		11/07/17 20:43	127-18-4	
Toluene	**0.26 U**	ug/L	1.0	0.26	1		11/07/17 20:43	108-88-3	
1,1,1-Trichloroethane	**0.48 U**	ug/L	1.0	0.48	1		11/07/17 20:43	71-55-6	
1,1,2-Trichloroethane	**0.29 U**	ug/L	1.0	0.29	1		11/07/17 20:43	79-00-5	
Trichloroethene	**0.47 U**	ug/L	1.0	0.47	1		11/07/17 20:43	79-01-6	
Trichlorofluoromethane	**0.20 U**	ug/L	1.0	0.20	1		11/07/17 20:43	75-69-4	
1,2,3-Trichloropropane	**0.41 U**	ug/L	1.0	0.41	1		11/07/17 20:43	96-18-4	
Vinyl acetate	**0.35 U**	ug/L	2.0	0.35	1		11/07/17 20:43	108-05-4	
Vinyl chloride	**0.62 U**	ug/L	1.0	0.62	1		11/07/17 20:43	75-01-4	
Xylene (Total)	**1.0 U**	ug/L	1.0	1.0	1		11/07/17 20:43	1330-20-7	
Surrogates									
4-Bromofluorobenzene (S)	107	%	70-130		1		11/07/17 20:43	460-00-4	
1,2-Dichloroethane-d4 (S)	104	%	70-130		1		11/07/17 20:43	17060-07-0	
Toluene-d8 (S)	99	%	70-130		1		11/07/17 20:43	2037-26-5	
2540C Total Dissolved Solids	Analytical Method: SM 2540C								
Total Dissolved Solids	**242**	mg/L	5.0	5.0	1		11/05/17 15:49		
300.0 IC Anions 28 Days	Analytical Method: EPA 300.0								
Chloride	**20.2**	mg/L	5.0	2.5	1		11/02/17 23:08	16887-00-6	
350.1 Ammonia	Analytical Method: EPA 350.1								
Nitrogen, Ammonia	**2.4**	mg/L	0.050	0.020	1		11/14/17 12:42	7664-41-7	

This report shall not be reproduced, except in full,
without the written consent of Pace Analytical Services, LLC.

Pace Analytical Services, LLC
8 East Tower Circle
Ormond Beach, FL 32174
(386)672-5668

ANALYTICAL RESULTS

Project: Lena Rd Landfill
Pace Project No.: 35344625

Sample: GW-23 **Lab ID: 35344869013** Collected: 10/30/17 14:34 Received: 10/30/17 22:25 Matrix: Water

Parameters	Results	Units	PQL	MDL	DF	Prepared	Analyzed	CAS No.	Qual
353.2 Nitrogen, NO2/NO3 unpres	Analytical Method: EPA 353.2								
Nitrogen, Nitrate	**0.025 U**	mg/L	0.050	0.025	1		10/31/17 13:59	14797-55-8	

REPORT OF LABORATORY ANALYSIS

This report shall not be reproduced, except in full,
without the written consent of Pace Analytical Services, LLC.

Pace Analytical Services, LLC
8 East Tower Circle
Ormond Beach, FL 32174
(386)672-5668

ANALYTICAL RESULTS

Project: Lena Rd Landfill
Pace Project No.: 35344625

Sample: GW-24 **Lab ID: 35344869014** Collected: 10/30/17 15:08 Received: 10/30/17 22:25 Matrix: Water

Parameters	Results	Units	PQL	MDL	DF	Prepared	Analyzed	CAS No.	Qual
Field Data	Analytical Method:								
Field pH	**6.44**	Std. Units			1		10/30/17 15:08		
Field Temperature	**27.4**	deg C			1		10/30/17 15:08		
Field Specific Conductance	**483**	umhos/cm			1		10/30/17 15:08		
Oxygen, Dissolved	**0.12**	mg/L			1		10/30/17 15:08	7782-44-7	
Turbidity	**5.93**	NTU			1		10/30/17 15:08		
8011 GCS EDB and DBCP	Analytical Method: EPA 8011 Preparation Method: EPA 8011								
1,2-Dibromo-3-chloropropane	**0.0061 U**	ug/L	0.019	0.0061	1	11/05/17 11:07	11/07/17 07:35	96-12-8	
1,2-Dibromoethane (EDB)	**0.0072 U**	ug/L	0.0096	0.0072	1	11/05/17 11:07	11/07/17 07:35	106-93-4	
6010 MET ICP	Analytical Method: EPA 6010 Preparation Method: EPA 3010								
Antimony	**7.5 U**	ug/L	15.0	7.5	1	11/01/17 09:47	11/03/17 01:12	7440-36-0	
Arsenic	**5.0 U**	ug/L	10.0	5.0	1	11/01/17 09:47	11/03/17 01:12	7440-38-2	
Barium	**17.9**	ug/L	10.0	5.0	1	11/01/17 09:47	11/03/17 01:12	7440-39-3	
Beryllium	**0.50 U**	ug/L	1.0	0.50	1	11/01/17 09:47	11/03/17 01:12	7440-41-7	
Cadmium	**0.50 U**	ug/L	1.0	0.50	1	11/01/17 09:47	11/03/17 01:12	7440-43-9	
Chromium	**2.5 U**	ug/L	5.0	2.5	1	11/01/17 09:47	11/03/17 01:12	7440-47-3	
Cobalt	**5.0 U**	ug/L	10.0	5.0	1	11/01/17 09:47	11/03/17 01:12	7440-48-4	
Copper	**2.5 U**	ug/L	5.0	2.5	1	11/01/17 09:47	11/03/17 01:12	7440-50-8	
Iron	**7530**	ug/L	40.0	20.0	1	11/01/17 09:47	11/03/17 01:12	7439-89-6	
Lead	**5.0 U**	ug/L	10.0	5.0	1	11/01/17 09:47	11/03/17 01:12	7439-92-1	
Nickel	**2.5 U**	ug/L	5.0	2.5	1	11/01/17 09:47	11/03/17 01:12	7440-02-0	
Selenium	**7.5 U**	ug/L	15.0	7.5	1	11/01/17 09:47	11/03/17 01:12	7782-49-2	J(CC)
Silver	**2.5 U**	ug/L	5.0	2.5	1	11/01/17 09:47	11/03/17 01:12	7440-22-4	
Sodium	**9.5**	mg/L	1.0	0.50	1	11/01/17 09:47	11/03/17 01:12	7440-23-5	
Vanadium	**5.0 U**	ug/L	10.0	5.0	1	11/01/17 09:47	11/03/17 01:12	7440-62-2	
Zinc	**10.0 U**	ug/L	20.0	10.0	1	11/01/17 09:47	11/03/17 01:12	7440-66-6	
7470 Mercury	Analytical Method: EPA 7470 Preparation Method: EPA 7470								
Mercury	**0.10 U**	ug/L	0.20	0.10	1	11/08/17 13:00	11/10/17 20:41	7439-97-6	
8260 MSV Low Level	Analytical Method: EPA 8260								
Acetone	**10.0 U**	ug/L	25.0	10.0	1		11/07/17 20:59	67-64-1	
Acrylonitrile	**1.9 U**	ug/L	10.0	1.9	1		11/07/17 20:59	107-13-1	
Benzene	**0.25 U**	ug/L	1.0	0.25	1		11/07/17 20:59	71-43-2	
Bromochloromethane	**0.17 U**	ug/L	1.0	0.17	1		11/07/17 20:59	74-97-5	
Bromodichloromethane	**0.18 U**	ug/L	1.0	0.18	1		11/07/17 20:59	75-27-4	
Bromoform	**0.26 U**	ug/L	1.0	0.26	1		11/07/17 20:59	75-25-2	
Bromomethane	**0.29 U**	ug/L	2.0	0.29	1		11/07/17 20:59	74-83-9	J(L1)
2-Butanone (MEK)	**0.96 U**	ug/L	5.0	0.96	1		11/07/17 20:59	78-93-3	
Carbon disulfide	**1.2 U**	ug/L	2.0	1.2	1		11/07/17 20:59	75-15-0	
Carbon tetrachloride	**0.25 U**	ug/L	1.0	0.25	1		11/07/17 20:59	56-23-5	
Chlorobenzene	**0.23 U**	ug/L	1.0	0.23	1		11/07/17 20:59	108-90-7	
Chloroethane	**0.54 U**	ug/L	1.0	0.54	1		11/07/17 20:59	75-00-3	
Chloroform	**0.14 U**	ug/L	1.0	0.14	1		11/07/17 20:59	67-66-3	

This report shall not be reproduced, except in full,
without the written consent of Pace Analytical Services, LLC.

Pace Analytical Services, LLC
8 East Tower Circle
Ormond Beach, FL 32174
(386)672-5668

ANALYTICAL RESULTS

Project: Lena Rd Landfill
Pace Project No.: 35344625

Sample: GW-24 **Lab ID: 35344869014** Collected: 10/30/17 15:08 Received: 10/30/17 22:25 Matrix: Water

Parameters	Results	Units	PQL	MDL	DF	Prepared	Analyzed	CAS No.	Qual
8260 MSV Low Level	Analytical Method: EPA 8260								
Chloromethane	**0.11 U**	ug/L	1.0	0.11	1		11/07/17 20:59	74-87-3	
Dibromochloromethane	**0.21 U**	ug/L	1.0	0.21	1		11/07/17 20:59	124-48-1	
Dibromomethane	**0.21 U**	ug/L	1.0	0.21	1		11/07/17 20:59	74-95-3	
1,2-Dichlorobenzene	**0.30 U**	ug/L	1.0	0.30	1		11/07/17 20:59	95-50-1	
1,4-Dichlorobenzene	**0.33 U**	ug/L	1.0	0.33	1		11/07/17 20:59	106-46-7	
trans-1,4-Dichloro-2-butene	**1.0 U**	ug/L	1.0	1.0	1		11/07/17 20:59	110-57-6	
1,1-Dichloroethane	**0.32 U**	ug/L	1.0	0.32	1		11/07/17 20:59	75-34-3	
1,2-Dichloroethane	**0.24 U**	ug/L	1.0	0.24	1		11/07/17 20:59	107-06-2	
1,1-Dichloroethene	**0.56 U**	ug/L	1.0	0.56	1		11/07/17 20:59	75-35-4	
cis-1,2-Dichloroethene	**0.19 U**	ug/L	1.0	0.19	1		11/07/17 20:59	156-59-2	
trans-1,2-Dichloroethene	**0.49 U**	ug/L	1.0	0.49	1		11/07/17 20:59	156-60-5	
1,2-Dichloropropane	**0.27 U**	ug/L	1.0	0.27	1		11/07/17 20:59	78-87-5	
1,1-Dichloropropene	**0.49 U**	ug/L	1.0	0.49	1		11/07/17 20:59	563-58-6	
cis-1,3-Dichloropropene	**0.13 U**	ug/L	1.0	0.13	1		11/07/17 20:59	10061-01-5	
trans-1,3-Dichloropropene	**0.26 U**	ug/L	1.0	0.26	1		11/07/17 20:59	10061-02-6	
Ethylbenzene	**0.30 U**	ug/L	1.0	0.30	1		11/07/17 20:59	100-41-4	
2-Hexanone	**0.46 U**	ug/L	5.0	0.46	1		11/07/17 20:59	591-78-6	
Iodomethane	**0.32 U**	ug/L	5.0	0.32	1		11/07/17 20:59	74-88-4	
Methylene Chloride	**0.97 U**	ug/L	2.0	0.97	1		11/07/17 20:59	75-09-2	
4-Methyl-2-pentanone (MIBK)	**0.33 U**	ug/L	5.0	0.33	1		11/07/17 20:59	108-10-1	
Styrene	**0.26 U**	ug/L	1.0	0.26	1		11/07/17 20:59	100-42-5	
1,1,1,2-Tetrachloroethane	**0.33 U**	ug/L	1.0	0.33	1		11/07/17 20:59	630-20-6	
1,1,2,2-Tetrachloroethane	**0.40 U**	ug/L	1.0	0.40	1		11/07/17 20:59	79-34-5	
Tetrachloroethene	**0.46 U**	ug/L	1.0	0.46	1		11/07/17 20:59	127-18-4	
Toluene	**0.26 U**	ug/L	1.0	0.26	1		11/07/17 20:59	108-88-3	
1,1,1-Trichloroethane	**0.48 U**	ug/L	1.0	0.48	1		11/07/17 20:59	71-55-6	
1,1,2-Trichloroethane	**0.29 U**	ug/L	1.0	0.29	1		11/07/17 20:59	79-00-5	
Trichloroethene	**0.47 U**	ug/L	1.0	0.47	1		11/07/17 20:59	79-01-6	
Trichlorofluoromethane	**0.20 U**	ug/L	1.0	0.20	1		11/07/17 20:59	75-69-4	
1,2,3-Trichloropropane	**0.41 U**	ug/L	1.0	0.41	1		11/07/17 20:59	96-18-4	
Vinyl acetate	**0.35 U**	ug/L	2.0	0.35	1		11/07/17 20:59	108-05-4	
Vinyl chloride	**0.62 U**	ug/L	1.0	0.62	1		11/07/17 20:59	75-01-4	
Xylene (Total)	**1.0 U**	ug/L	1.0	1.0	1		11/07/17 20:59	1330-20-7	
Surrogates									
4-Bromofluorobenzene (S)	107	%	70-130		1		11/07/17 20:59	460-00-4	
1,2-Dichloroethane-d4 (S)	109	%	70-130		1		11/07/17 20:59	17060-07-0	
Toluene-d8 (S)	94	%	70-130		1		11/07/17 20:59	2037-26-5	
2540C Total Dissolved Solids	Analytical Method: SM 2540C								
Total Dissolved Solids	**320**	mg/L	5.0	5.0	1		11/05/17 15:50		
300.0 IC Anions 28 Days	Analytical Method: EPA 300.0								
Chloride	**23.9**	mg/L	5.0	2.5	1		11/02/17 23:30	16887-00-6	
350.1 Ammonia	Analytical Method: EPA 350.1								
Nitrogen, Ammonia	**2.4**	mg/L	0.050	0.020	1		11/14/17 12:47	7664-41-7	

REPORT OF LABORATORY ANALYSIS

This report shall not be reproduced, except in full,
without the written consent of Pace Analytical Services, LLC.

Pace Analytical Services, LLC
8 East Tower Circle
Ormond Beach, FL 32174
(386)672-5668

ANALYTICAL RESULTS

Project: Lena Rd Landfill
Pace Project No.: 35344625

Sample: GW-24 **Lab ID: 35344869014** Collected: 10/30/17 15:08 Received: 10/30/17 22:25 Matrix: Water

Parameters	Results	Units	PQL	MDL	DF	Prepared	Analyzed	CAS No.	Qual
353.2 Nitrogen, NO2/NO3 unpres	Analytical Method: EPA 353.2								
Nitrogen, Nitrate	**0.079**	mg/L	0.050	0.025	1		10/31/17 14:02	14797-55-8	J(D6)

This report shall not be reproduced, except in full,
without the written consent of Pace Analytical Services, LLC.

Pace Analytical Services, LLC
8 East Tower Circle
Ormond Beach, FL 32174
(386)672-5668

ANALYTICAL RESULTS

Project: Lena Rd Landfill
Pace Project No.: 35344625

Sample: GW-25 **Lab ID: 35344869015** Collected: 10/30/17 10:43 Received: 10/30/17 22:25 Matrix: Water

Parameters	Results	Units	PQL	MDL	DF	Prepared	Analyzed	CAS No.	Qual
Field Data	Analytical Method:								
Field pH	**6.20**	Std. Units			1		10/30/17 10:43		
Field Temperature	**27.8**	deg C			1		10/30/17 10:43		
Field Specific Conductance	**523**	umhos/cm			1		10/30/17 10:43		
Oxygen, Dissolved	**0.28**	mg/L			1		10/30/17 10:43	7782-44-7	
Turbidity	**3.38**	NTU			1		10/30/17 10:43		
8011 GCS EDB and DBCP	Analytical Method: EPA 8011 Preparation Method: EPA 8011								
1,2-Dibromo-3-chloropropane	**0.0060 U**	ug/L	0.019	0.0060	1	11/05/17 11:07	11/07/17 07:50	96-12-8	
1,2-Dibromoethane (EDB)	**0.0071 U**	ug/L	0.0094	0.0071	1	11/05/17 11:07	11/07/17 07:50	106-93-4	
6010 MET ICP	Analytical Method: EPA 6010 Preparation Method: EPA 3010								
Antimony	**7.5 U**	ug/L	15.0	7.5	1	11/01/17 09:47	11/03/17 01:18	7440-36-0	
Arsenic	**5.0 U**	ug/L	10.0	5.0	1	11/01/17 09:47	11/03/17 01:18	7440-38-2	
Barium	**25.9**	ug/L	10.0	5.0	1	11/01/17 09:47	11/03/17 01:18	7440-39-3	
Beryllium	**0.50 U**	ug/L	1.0	0.50	1	11/01/17 09:47	11/03/17 01:18	7440-41-7	
Cadmium	**0.50 U**	ug/L	1.0	0.50	1	11/01/17 09:47	11/03/17 01:18	7440-43-9	
Chromium	**2.5 U**	ug/L	5.0	2.5	1	11/01/17 09:47	11/03/17 01:18	7440-47-3	
Cobalt	**5.0 U**	ug/L	10.0	5.0	1	11/01/17 09:47	11/03/17 01:18	7440-48-4	
Copper	**2.5 U**	ug/L	5.0	2.5	1	11/01/17 09:47	11/03/17 01:18	7440-50-8	
Iron	**445**	ug/L	40.0	20.0	1	11/01/17 09:47	11/03/17 01:18	7439-89-6	
Lead	**5.0 U**	ug/L	10.0	5.0	1	11/01/17 09:47	11/03/17 01:18	7439-92-1	
Nickel	**2.5 U**	ug/L	5.0	2.5	1	11/01/17 09:47	11/03/17 01:18	7440-02-0	
Selenium	**8.7 I**	ug/L	15.0	7.5	1	11/01/17 09:47	11/03/17 01:18	7782-49-2	J(CC)
Silver	**2.5 U**	ug/L	5.0	2.5	1	11/01/17 09:47	11/03/17 01:18	7440-22-4	
Sodium	**14.0**	mg/L	1.0	0.50	1	11/01/17 09:47	11/03/17 01:18	7440-23-5	
Vanadium	**9.0 I**	ug/L	10.0	5.0	1	11/01/17 09:47	11/03/17 01:18	7440-62-2	
Zinc	**10.0 U**	ug/L	20.0	10.0	1	11/01/17 09:47	11/03/17 01:18	7440-66-6	
7470 Mercury	Analytical Method: EPA 7470 Preparation Method: EPA 7470								
Mercury	**0.10 U**	ug/L	0.20	0.10	1	11/08/17 13:00	11/10/17 20:43	7439-97-6	
8260 MSV Low Level	Analytical Method: EPA 8260								
Acetone	**10.0 U**	ug/L	25.0	10.0	1		11/07/17 21:15	67-64-1	
Acrylonitrile	**1.9 U**	ug/L	10.0	1.9	1		11/07/17 21:15	107-13-1	
Benzene	**0.25 U**	ug/L	1.0	0.25	1		11/07/17 21:15	71-43-2	
Bromochloromethane	**0.17 U**	ug/L	1.0	0.17	1		11/07/17 21:15	74-97-5	
Bromodichloromethane	**0.18 U**	ug/L	1.0	0.18	1		11/07/17 21:15	75-27-4	
Bromoform	**0.26 U**	ug/L	1.0	0.26	1		11/07/17 21:15	75-25-2	
Bromomethane	**0.29 U**	ug/L	2.0	0.29	1		11/07/17 21:15	74-83-9	J(L1)
2-Butanone (MEK)	**0.96 U**	ug/L	5.0	0.96	1		11/07/17 21:15	78-93-3	
Carbon disulfide	**1.2 U**	ug/L	2.0	1.2	1		11/07/17 21:15	75-15-0	
Carbon tetrachloride	**0.25 U**	ug/L	1.0	0.25	1		11/07/17 21:15	56-23-5	
Chlorobenzene	**0.23 U**	ug/L	1.0	0.23	1		11/07/17 21:15	108-90-7	
Chloroethane	**0.54 U**	ug/L	1.0	0.54	1		11/07/17 21:15	75-00-3	
Chloroform	**0.14 U**	ug/L	1.0	0.14	1		11/07/17 21:15	67-66-3	

This report shall not be reproduced, except in full,
without the written consent of Pace Analytical Services, LLC.

Pace Analytical Services, LLC
8 East Tower Circle
Ormond Beach, FL 32174
(386)672-5668

ANALYTICAL RESULTS

Project: Lena Rd Landfill
Pace Project No.: 35344625

Sample: GW-25 **Lab ID: 35344869015** Collected: 10/30/17 10:43 Received: 10/30/17 22:25 Matrix: Water

Parameters	Results	Units	PQL	MDL	DF	Prepared	Analyzed	CAS No.	Qual
8260 MSV Low Level	Analytical Method: EPA 8260								
Chloromethane	**0.11 U**	ug/L	1.0	0.11	1		11/07/17 21:15	74-87-3	
Dibromochloromethane	**0.21 U**	ug/L	1.0	0.21	1		11/07/17 21:15	124-48-1	
Dibromomethane	**0.21 U**	ug/L	1.0	0.21	1		11/07/17 21:15	74-95-3	
1,2-Dichlorobenzene	**0.30 U**	ug/L	1.0	0.30	1		11/07/17 21:15	95-50-1	
1,4-Dichlorobenzene	**0.33 U**	ug/L	1.0	0.33	1		11/07/17 21:15	106-46-7	
trans-1,4-Dichloro-2-butene	**1.0 U**	ug/L	1.0	1.0	1		11/07/17 21:15	110-57-6	
1,1-Dichloroethane	**0.32 U**	ug/L	1.0	0.32	1		11/07/17 21:15	75-34-3	
1,2-Dichloroethane	**0.24 U**	ug/L	1.0	0.24	1		11/07/17 21:15	107-06-2	
1,1-Dichloroethene	**0.56 U**	ug/L	1.0	0.56	1		11/07/17 21:15	75-35-4	
cis-1,2-Dichloroethene	**0.19 U**	ug/L	1.0	0.19	1		11/07/17 21:15	156-59-2	
trans-1,2-Dichloroethene	**0.49 U**	ug/L	1.0	0.49	1		11/07/17 21:15	156-60-5	
1,2-Dichloropropane	**0.27 U**	ug/L	1.0	0.27	1		11/07/17 21:15	78-87-5	
1,1-Dichloropropene	**0.49 U**	ug/L	1.0	0.49	1		11/07/17 21:15	563-58-6	
cis-1,3-Dichloropropene	**0.13 U**	ug/L	1.0	0.13	1		11/07/17 21:15	10061-01-5	
trans-1,3-Dichloropropene	**0.26 U**	ug/L	1.0	0.26	1		11/07/17 21:15	10061-02-6	
Ethylbenzene	**0.30 U**	ug/L	1.0	0.30	1		11/07/17 21:15	100-41-4	
2-Hexanone	**0.46 U**	ug/L	5.0	0.46	1		11/07/17 21:15	591-78-6	
Iodomethane	**0.32 U**	ug/L	5.0	0.32	1		11/07/17 21:15	74-88-4	
Methylene Chloride	**0.97 U**	ug/L	2.0	0.97	1		11/07/17 21:15	75-09-2	
4-Methyl-2-pentanone (MIBK)	**0.33 U**	ug/L	5.0	0.33	1		11/07/17 21:15	108-10-1	
Styrene	**0.26 U**	ug/L	1.0	0.26	1		11/07/17 21:15	100-42-5	
1,1,1,2-Tetrachloroethane	**0.33 U**	ug/L	1.0	0.33	1		11/07/17 21:15	630-20-6	
1,1,2,2-Tetrachloroethane	**0.40 U**	ug/L	1.0	0.40	1		11/07/17 21:15	79-34-5	
Tetrachloroethene	**0.46 U**	ug/L	1.0	0.46	1		11/07/17 21:15	127-18-4	
Toluene	**0.26 U**	ug/L	1.0	0.26	1		11/07/17 21:15	108-88-3	
1,1,1-Trichloroethane	**0.48 U**	ug/L	1.0	0.48	1		11/07/17 21:15	71-55-6	
1,1,2-Trichloroethane	**0.29 U**	ug/L	1.0	0.29	1		11/07/17 21:15	79-00-5	
Trichloroethene	**0.47 U**	ug/L	1.0	0.47	1		11/07/17 21:15	79-01-6	
Trichlorofluoromethane	**0.20 U**	ug/L	1.0	0.20	1		11/07/17 21:15	75-69-4	
1,2,3-Trichloropropane	**0.41 U**	ug/L	1.0	0.41	1		11/07/17 21:15	96-18-4	
Vinyl acetate	**0.35 U**	ug/L	2.0	0.35	1		11/07/17 21:15	108-05-4	
Vinyl chloride	**0.62 U**	ug/L	1.0	0.62	1		11/07/17 21:15	75-01-4	
Xylene (Total)	**1.0 U**	ug/L	1.0	1.0	1		11/07/17 21:15	1330-20-7	
Surrogates									
4-Bromofluorobenzene (S)	106	%	70-130		1		11/07/17 21:15	460-00-4	
1,2-Dichloroethane-d4 (S)	96	%	70-130		1		11/07/17 21:15	17060-07-0	
Toluene-d8 (S)	95	%	70-130		1		11/07/17 21:15	2037-26-5	
2540C Total Dissolved Solids	Analytical Method: SM 2540C								
Total Dissolved Solids	**350**	mg/L	5.0	5.0	1		11/05/17 15:51		
300.0 IC Anions 28 Days	Analytical Method: EPA 300.0								
Chloride	**43.3**	mg/L	5.0	2.5	1		11/02/17 23:52	16887-00-6	
350.1 Ammonia	Analytical Method: EPA 350.1								
Nitrogen, Ammonia	**0.37**	mg/L	0.050	0.020	1		11/14/17 12:52	7664-41-7	

This report shall not be reproduced, except in full,
without the written consent of Pace Analytical Services, LLC.

Pace Analytical Services, LLC
8 East Tower Circle
Ormond Beach, FL 32174
(386)672-5668

ANALYTICAL RESULTS

Project: Lena Rd Landfill
Pace Project No.: 35344625

Sample: GW-25 **Lab ID: 35344869015** Collected: 10/30/17 10:43 Received: 10/30/17 22:25 Matrix: Water

Parameters	Results	Units	PQL	MDL	DF	Prepared	Analyzed	CAS No.	Qual
353.2 Nitrogen, NO2/NO3 unpres	Analytical Method: EPA 353.2								
Nitrogen, Nitrate	**0.19**	mg/L	0.050	0.025	1		10/31/17 14:09	14797-55-8	

This report shall not be reproduced, except in full,
without the written consent of Pace Analytical Services, LLC.

Pace Analytical Services, LLC
8 East Tower Circle
Ormond Beach, FL 32174
(386)672-5668

ANALYTICAL RESULTS

Project: Lena Rd Landfill
Pace Project No.: 35344625

Sample: GW-26 **Lab ID: 35344869016** Collected: 10/30/17 16:26 Received: 10/30/17 22:25 Matrix: Water

Parameters	Results	Units	PQL	MDL	DF	Prepared	Analyzed	CAS No.	Qual
Field Data	Analytical Method:								
Field pH	**6.26**	Std. Units			1		10/30/17 16:26		
Field Temperature	**26.2**	deg C			1		10/30/17 16:26		
Field Specific Conductance	**473**	umhos/cm			1		10/30/17 16:26		
Oxygen, Dissolved	**0.15**	mg/L			1		10/30/17 16:26	7782-44-7	
Turbidity	**2.43**	NTU			1		10/30/17 16:26		
8011 GCS EDB and DBCP	Analytical Method: EPA 8011 Preparation Method: EPA 8011								
1,2-Dibromo-3-chloropropane	**0.0062 U**	ug/L	0.020	0.0062	1	11/05/17 11:07	11/07/17 08:05	96-12-8	
1,2-Dibromoethane (EDB)	**0.0073 U**	ug/L	0.0098	0.0073	1	11/05/17 11:07	11/07/17 08:05	106-93-4	
6010 MET ICP	Analytical Method: EPA 6010 Preparation Method: EPA 3010								
Antimony	**7.5 U**	ug/L	15.0	7.5	1	11/01/17 09:47	11/03/17 01:24	7440-36-0	
Arsenic	**5.0 U**	ug/L	10.0	5.0	1	11/01/17 09:47	11/03/17 01:24	7440-38-2	
Barium	**16.8**	ug/L	10.0	5.0	1	11/01/17 09:47	11/03/17 01:24	7440-39-3	
Beryllium	**0.50 U**	ug/L	1.0	0.50	1	11/01/17 09:47	11/03/17 01:24	7440-41-7	
Cadmium	**0.50 U**	ug/L	1.0	0.50	1	11/01/17 09:47	11/03/17 01:24	7440-43-9	
Chromium	**3.7 I**	ug/L	5.0	2.5	1	11/01/17 09:47	11/03/17 01:24	7440-47-3	
Cobalt	**5.0 U**	ug/L	10.0	5.0	1	11/01/17 09:47	11/03/17 01:24	7440-48-4	
Copper	**2.5 U**	ug/L	5.0	2.5	1	11/01/17 09:47	11/03/17 01:24	7440-50-8	
Iron	**3100**	ug/L	40.0	20.0	1	11/01/17 09:47	11/03/17 01:24	7439-89-6	
Lead	**5.0 U**	ug/L	10.0	5.0	1	11/01/17 09:47	11/03/17 01:24	7439-92-1	
Nickel	**2.5 U**	ug/L	5.0	2.5	1	11/01/17 09:47	11/03/17 01:24	7440-02-0	
Selenium	**11.6 I**	ug/L	15.0	7.5	1	11/01/17 09:47	11/03/17 01:24	7782-49-2	J(CC)
Silver	**2.5 U**	ug/L	5.0	2.5	1	11/01/17 09:47	11/03/17 01:24	7440-22-4	
Sodium	**10.5**	mg/L	1.0	0.50	1	11/01/17 09:47	11/03/17 01:24	7440-23-5	
Vanadium	**6.9 I**	ug/L	10.0	5.0	1	11/01/17 09:47	11/03/17 01:24	7440-62-2	
Zinc	**10.0 U**	ug/L	20.0	10.0	1	11/01/17 09:47	11/03/17 01:24	7440-66-6	
7470 Mercury	Analytical Method: EPA 7470 Preparation Method: EPA 7470								
Mercury	**0.10 U**	ug/L	0.20	0.10	1	11/08/17 13:00	11/10/17 20:45	7439-97-6	
8260 MSV Low Level	Analytical Method: EPA 8260								
Acetone	**10.0 U**	ug/L	25.0	10.0	1		11/07/17 21:31	67-64-1	
Acrylonitrile	**1.9 U**	ug/L	10.0	1.9	1		11/07/17 21:31	107-13-1	
Benzene	**0.25 U**	ug/L	1.0	0.25	1		11/07/17 21:31	71-43-2	
Bromochloromethane	**0.17 U**	ug/L	1.0	0.17	1		11/07/17 21:31	74-97-5	
Bromodichloromethane	**0.18 U**	ug/L	1.0	0.18	1		11/07/17 21:31	75-27-4	
Bromoform	**0.26 U**	ug/L	1.0	0.26	1		11/07/17 21:31	75-25-2	
Bromomethane	**0.29 U**	ug/L	2.0	0.29	1		11/07/17 21:31	74-83-9	J(L1)
2-Butanone (MEK)	**0.96 U**	ug/L	5.0	0.96	1		11/07/17 21:31	78-93-3	
Carbon disulfide	**1.2 U**	ug/L	2.0	1.2	1		11/07/17 21:31	75-15-0	
Carbon tetrachloride	**0.25 U**	ug/L	1.0	0.25	1		11/07/17 21:31	56-23-5	
Chlorobenzene	**0.23 U**	ug/L	1.0	0.23	1		11/07/17 21:31	108-90-7	
Chloroethane	**0.54 U**	ug/L	1.0	0.54	1		11/07/17 21:31	75-00-3	
Chloroform	**0.14 U**	ug/L	1.0	0.14	1		11/07/17 21:31	67-66-3	

This report shall not be reproduced, except in full,
without the written consent of Pace Analytical Services, LLC.

Pace Analytical Services, LLC
8 East Tower Circle
Ormond Beach, FL 32174
(386)672-5668

ANALYTICAL RESULTS

Project: Lena Rd Landfill
Pace Project No.: 35344625

Sample: GW-26 **Lab ID: 35344869016** Collected: 10/30/17 16:26 Received: 10/30/17 22:25 Matrix: Water

Parameters	Results	Units	PQL	MDL	DF	Prepared	Analyzed	CAS No.	Qual
8260 MSV Low Level	Analytical Method: EPA 8260								
Chloromethane	**0.11 U**	ug/L	1.0	0.11	1		11/07/17 21:31	74-87-3	
Dibromochloromethane	**0.21 U**	ug/L	1.0	0.21	1		11/07/17 21:31	124-48-1	
Dibromomethane	**0.21 U**	ug/L	1.0	0.21	1		11/07/17 21:31	74-95-3	
1,2-Dichlorobenzene	**0.30 U**	ug/L	1.0	0.30	1		11/07/17 21:31	95-50-1	
1,4-Dichlorobenzene	**0.33 U**	ug/L	1.0	0.33	1		11/07/17 21:31	106-46-7	
trans-1,4-Dichloro-2-butene	**1.0 U**	ug/L	1.0	1.0	1		11/07/17 21:31	110-57-6	
1,1-Dichloroethane	**0.32 U**	ug/L	1.0	0.32	1		11/07/17 21:31	75-34-3	
1,2-Dichloroethane	**0.24 U**	ug/L	1.0	0.24	1		11/07/17 21:31	107-06-2	
1,1-Dichloroethene	**0.56 U**	ug/L	1.0	0.56	1		11/07/17 21:31	75-35-4	
cis-1,2-Dichloroethene	**0.19 U**	ug/L	1.0	0.19	1		11/07/17 21:31	156-59-2	
trans-1,2-Dichloroethene	**0.49 U**	ug/L	1.0	0.49	1		11/07/17 21:31	156-60-5	
1,2-Dichloropropane	**0.27 U**	ug/L	1.0	0.27	1		11/07/17 21:31	78-87-5	
1,1-Dichloropropene	**0.49 U**	ug/L	1.0	0.49	1		11/07/17 21:31	563-58-6	
cis-1,3-Dichloropropene	**0.13 U**	ug/L	1.0	0.13	1		11/07/17 21:31	10061-01-5	
trans-1,3-Dichloropropene	**0.26 U**	ug/L	1.0	0.26	1		11/07/17 21:31	10061-02-6	
Ethylbenzene	**0.30 U**	ug/L	1.0	0.30	1		11/07/17 21:31	100-41-4	
2-Hexanone	**0.46 U**	ug/L	5.0	0.46	1		11/07/17 21:31	591-78-6	
Iodomethane	**0.32 U**	ug/L	5.0	0.32	1		11/07/17 21:31	74-88-4	
Methylene Chloride	**0.97 U**	ug/L	2.0	0.97	1		11/07/17 21:31	75-09-2	
4-Methyl-2-pentanone (MIBK)	**0.33 U**	ug/L	5.0	0.33	1		11/07/17 21:31	108-10-1	
Styrene	**0.26 U**	ug/L	1.0	0.26	1		11/07/17 21:31	100-42-5	
1,1,1,2-Tetrachloroethane	**0.33 U**	ug/L	1.0	0.33	1		11/07/17 21:31	630-20-6	
1,1,2,2-Tetrachloroethane	**0.40 U**	ug/L	1.0	0.40	1		11/07/17 21:31	79-34-5	
Tetrachloroethene	**0.46 U**	ug/L	1.0	0.46	1		11/07/17 21:31	127-18-4	
Toluene	**0.26 U**	ug/L	1.0	0.26	1		11/07/17 21:31	108-88-3	
1,1,1-Trichloroethane	**0.48 U**	ug/L	1.0	0.48	1		11/07/17 21:31	71-55-6	
1,1,2-Trichloroethane	**0.29 U**	ug/L	1.0	0.29	1		11/07/17 21:31	79-00-5	
Trichloroethene	**0.47 U**	ug/L	1.0	0.47	1		11/07/17 21:31	79-01-6	
Trichlorofluoromethane	**0.20 U**	ug/L	1.0	0.20	1		11/07/17 21:31	75-69-4	
1,2,3-Trichloropropane	**0.41 U**	ug/L	1.0	0.41	1		11/07/17 21:31	96-18-4	
Vinyl acetate	**0.35 U**	ug/L	2.0	0.35	1		11/07/17 21:31	108-05-4	
Vinyl chloride	**0.62 U**	ug/L	1.0	0.62	1		11/07/17 21:31	75-01-4	
Xylene (Total)	**1.0 U**	ug/L	1.0	1.0	1		11/07/17 21:31	1330-20-7	
Surrogates									
4-Bromofluorobenzene (S)	101	%	70-130		1		11/07/17 21:31	460-00-4	
1,2-Dichloroethane-d4 (S)	105	%	70-130		1		11/07/17 21:31	17060-07-0	
Toluene-d8 (S)	100	%	70-130		1		11/07/17 21:31	2037-26-5	
2540C Total Dissolved Solids	Analytical Method: SM 2540C								
Total Dissolved Solids	**355**	mg/L	5.0	5.0	1		11/05/17 15:51		
300.0 IC Anions 28 Days	Analytical Method: EPA 300.0								
Chloride	**23.0**	mg/L	5.0	2.5	1		11/03/17 00:14	16887-00-6	
350.1 Ammonia	Analytical Method: EPA 350.1								
Nitrogen, Ammonia	**1.9**	mg/L	0.050	0.020	1		11/14/17 12:54	7664-41-7	

This report shall not be reproduced, except in full,
without the written consent of Pace Analytical Services, LLC.

Pace Analytical Services, LLC
8 East Tower Circle
Ormond Beach, FL 32174
(386)672-5668

ANALYTICAL RESULTS

Project: Lena Rd Landfill
Pace Project No.: 35344625

Sample: GW-26 **Lab ID: 35344869016** Collected: 10/30/17 16:26 Received: 10/30/17 22:25 Matrix: Water

Parameters	Results	Units	PQL	MDL	DF	Prepared	Analyzed	CAS No.	Qual
353.2 Nitrogen, NO2/NO3 unpres	Analytical Method: EPA 353.2								
Nitrogen, Nitrate	**0.066**	mg/L	0.050	0.025	1		10/31/17 14:10	14797-55-8	

This report shall not be reproduced, except in full,
without the written consent of Pace Analytical Services, LLC.

Pace Analytical Services, LLC
8 East Tower Circle
Ormond Beach, FL 32174
(386)672-5668

ANALYTICAL RESULTS

Project: Lena Rd Landfill
Pace Project No.: 35344625

Sample: GW-27R **Lab ID: 35344869017** Collected: 10/30/17 17:13 Received: 10/30/17 22:25 Matrix: Water

Parameters	Results	Units	PQL	MDL	DF	Prepared	Analyzed	CAS No.	Qual
Field Data	Analytical Method:								
Field pH	**6.41**	Std. Units			1		10/30/17 17:13		
Field Temperature	**25.8**	deg C			1		10/30/17 17:13		
Field Specific Conductance	**436**	umhos/cm			1		10/30/17 17:13		
Oxygen, Dissolved	**0.20**	mg/L			1		10/30/17 17:13	7782-44-7	
Turbidity	**3.52**	NTU			1		10/30/17 17:13		
8011 GCS EDB and DBCP	Analytical Method: EPA 8011 Preparation Method: EPA 8011								
1,2-Dibromo-3-chloropropane	**0.0061 U**	ug/L	0.019	0.0061	1	11/05/17 11:07	11/07/17 08:19	96-12-8	
1,2-Dibromoethane (EDB)	**0.0071 U**	ug/L	0.0095	0.0071	1	11/05/17 11:07	11/07/17 08:19	106-93-4	
6010 MET ICP	Analytical Method: EPA 6010 Preparation Method: EPA 3010								
Antimony	**7.5 U**	ug/L	15.0	7.5	1	11/01/17 09:47	11/03/17 01:41	7440-36-0	
Arsenic	**16.3**	ug/L	10.0	5.0	1	11/01/17 09:47	11/03/17 01:41	7440-38-2	
Barium	**20.0**	ug/L	10.0	5.0	1	11/01/17 09:47	11/03/17 01:41	7440-39-3	
Beryllium	**0.50 U**	ug/L	1.0	0.50	1	11/01/17 09:47	11/03/17 01:41	7440-41-7	
Cadmium	**0.50 U**	ug/L	1.0	0.50	1	11/01/17 09:47	11/03/17 01:41	7440-43-9	
Chromium	**2.7 I**	ug/L	5.0	2.5	1	11/01/17 09:47	11/03/17 01:41	7440-47-3	
Cobalt	**5.0 U**	ug/L	10.0	5.0	1	11/01/17 09:47	11/03/17 01:41	7440-48-4	
Copper	**2.5 U**	ug/L	5.0	2.5	1	11/01/17 09:47	11/03/17 01:41	7440-50-8	
Iron	**3200**	ug/L	40.0	20.0	1	11/01/17 09:47	11/03/17 01:41	7439-89-6	
Lead	**5.0 U**	ug/L	10.0	5.0	1	11/01/17 09:47	11/03/17 01:41	7439-92-1	
Nickel	**2.5 U**	ug/L	5.0	2.5	1	11/01/17 09:47	11/03/17 01:41	7440-02-0	
Selenium	**8.5 I**	ug/L	15.0	7.5	1	11/01/17 09:47	11/03/17 01:41	7782-49-2	J(CC)
Silver	**2.5 U**	ug/L	5.0	2.5	1	11/01/17 09:47	11/03/17 01:41	7440-22-4	
Sodium	**7.0**	mg/L	1.0	0.50	1	11/01/17 09:47	11/03/17 01:41	7440-23-5	
Vanadium	**11.3**	ug/L	10.0	5.0	1	11/01/17 09:47	11/03/17 01:41	7440-62-2	
Zinc	**10.0 U**	ug/L	20.0	10.0	1	11/01/17 09:47	11/03/17 01:41	7440-66-6	
7470 Mercury	Analytical Method: EPA 7470 Preparation Method: EPA 7470								
Mercury	**0.10 U**	ug/L	0.20	0.10	1	11/08/17 13:00	11/10/17 20:47	7439-97-6	
8260 MSV Low Level	Analytical Method: EPA 8260								
Acetone	**10.0 U**	ug/L	25.0	10.0	1		11/07/17 21:47	67-64-1	
Acrylonitrile	**1.9 U**	ug/L	10.0	1.9	1		11/07/17 21:47	107-13-1	
Benzene	**0.25 U**	ug/L	1.0	0.25	1		11/07/17 21:47	71-43-2	
Bromochloromethane	**0.17 U**	ug/L	1.0	0.17	1		11/07/17 21:47	74-97-5	
Bromodichloromethane	**0.18 U**	ug/L	1.0	0.18	1		11/07/17 21:47	75-27-4	
Bromoform	**0.26 U**	ug/L	1.0	0.26	1		11/07/17 21:47	75-25-2	
Bromomethane	**0.29 U**	ug/L	2.0	0.29	1		11/07/17 21:47	74-83-9	J(L1)
2-Butanone (MEK)	**0.96 U**	ug/L	5.0	0.96	1		11/07/17 21:47	78-93-3	
Carbon disulfide	**1.2 U**	ug/L	2.0	1.2	1		11/07/17 21:47	75-15-0	
Carbon tetrachloride	**0.25 U**	ug/L	1.0	0.25	1		11/07/17 21:47	56-23-5	
Chlorobenzene	**0.23 U**	ug/L	1.0	0.23	1		11/07/17 21:47	108-90-7	
Chloroethane	**0.54 U**	ug/L	1.0	0.54	1		11/07/17 21:47	75-00-3	
Chloroform	**0.14 U**	ug/L	1.0	0.14	1		11/07/17 21:47	67-66-3	

This report shall not be reproduced, except in full,
without the written consent of Pace Analytical Services, LLC.

Pace Analytical Services, LLC
8 East Tower Circle
Ormond Beach, FL 32174
(386)672-5668

ANALYTICAL RESULTS

Project: Lena Rd Landfill
Pace Project No.: 35344625

Sample: GW-27R **Lab ID: 35344869017** Collected: 10/30/17 17:13 Received: 10/30/17 22:25 Matrix: Water

Parameters	Results	Units	PQL	MDL	DF	Prepared	Analyzed	CAS No.	Qual
8260 MSV Low Level	Analytical Method: EPA 8260								
Chloromethane	**0.11 U**	ug/L	1.0	0.11	1		11/07/17 21:47	74-87-3	
Dibromochloromethane	**0.21 U**	ug/L	1.0	0.21	1		11/07/17 21:47	124-48-1	
Dibromomethane	**0.21 U**	ug/L	1.0	0.21	1		11/07/17 21:47	74-95-3	
1,2-Dichlorobenzene	**0.30 U**	ug/L	1.0	0.30	1		11/07/17 21:47	95-50-1	
1,4-Dichlorobenzene	**0.33 U**	ug/L	1.0	0.33	1		11/07/17 21:47	106-46-7	
trans-1,4-Dichloro-2-butene	**1.0 U**	ug/L	1.0	1.0	1		11/07/17 21:47	110-57-6	
1,1-Dichloroethane	**0.32 U**	ug/L	1.0	0.32	1		11/07/17 21:47	75-34-3	
1,2-Dichloroethane	**0.24 U**	ug/L	1.0	0.24	1		11/07/17 21:47	107-06-2	
1,1-Dichloroethene	**0.56 U**	ug/L	1.0	0.56	1		11/07/17 21:47	75-35-4	
cis-1,2-Dichloroethene	**0.19 U**	ug/L	1.0	0.19	1		11/07/17 21:47	156-59-2	
trans-1,2-Dichloroethene	**0.49 U**	ug/L	1.0	0.49	1		11/07/17 21:47	156-60-5	
1,2-Dichloropropane	**0.27 U**	ug/L	1.0	0.27	1		11/07/17 21:47	78-87-5	
1,1-Dichloropropene	**0.49 U**	ug/L	1.0	0.49	1		11/07/17 21:47	563-58-6	
cis-1,3-Dichloropropene	**0.13 U**	ug/L	1.0	0.13	1		11/07/17 21:47	10061-01-5	
trans-1,3-Dichloropropene	**0.26 U**	ug/L	1.0	0.26	1		11/07/17 21:47	10061-02-6	
Ethylbenzene	**0.30 U**	ug/L	1.0	0.30	1		11/07/17 21:47	100-41-4	
2-Hexanone	**0.46 U**	ug/L	5.0	0.46	1		11/07/17 21:47	591-78-6	
Iodomethane	**0.32 U**	ug/L	5.0	0.32	1		11/07/17 21:47	74-88-4	
Methylene Chloride	**0.97 U**	ug/L	2.0	0.97	1		11/07/17 21:47	75-09-2	
4-Methyl-2-pentanone (MIBK)	**0.33 U**	ug/L	5.0	0.33	1		11/07/17 21:47	108-10-1	
Styrene	**0.26 U**	ug/L	1.0	0.26	1		11/07/17 21:47	100-42-5	
1,1,1,2-Tetrachloroethane	**0.33 U**	ug/L	1.0	0.33	1		11/07/17 21:47	630-20-6	
1,1,2,2-Tetrachloroethane	**0.40 U**	ug/L	1.0	0.40	1		11/07/17 21:47	79-34-5	
Tetrachloroethene	**0.46 U**	ug/L	1.0	0.46	1		11/07/17 21:47	127-18-4	
Toluene	**0.26 U**	ug/L	1.0	0.26	1		11/07/17 21:47	108-88-3	
1,1,1-Trichloroethane	**0.48 U**	ug/L	1.0	0.48	1		11/07/17 21:47	71-55-6	
1,1,2-Trichloroethane	**0.29 U**	ug/L	1.0	0.29	1		11/07/17 21:47	79-00-5	
Trichloroethene	**0.47 U**	ug/L	1.0	0.47	1		11/07/17 21:47	79-01-6	
Trichlorofluoromethane	**0.20 U**	ug/L	1.0	0.20	1		11/07/17 21:47	75-69-4	
1,2,3-Trichloropropane	**0.41 U**	ug/L	1.0	0.41	1		11/07/17 21:47	96-18-4	
Vinyl acetate	**0.35 U**	ug/L	2.0	0.35	1		11/07/17 21:47	108-05-4	
Vinyl chloride	**0.62 U**	ug/L	1.0	0.62	1		11/07/17 21:47	75-01-4	
Xylene (Total)	**1.0 U**	ug/L	1.0	1.0	1		11/07/17 21:47	1330-20-7	
Surrogates									
4-Bromofluorobenzene (S)	102	%	70-130		1		11/07/17 21:47	460-00-4	
1,2-Dichloroethane-d4 (S)	98	%	70-130		1		11/07/17 21:47	17060-07-0	
Toluene-d8 (S)	104	%	70-130		1		11/07/17 21:47	2037-26-5	
2540C Total Dissolved Solids	Analytical Method: SM 2540C								
Total Dissolved Solids	**300**	mg/L	5.0	5.0	1		11/05/17 15:52		
300.0 IC Anions 28 Days	Analytical Method: EPA 300.0								
Chloride	**14.3**	mg/L	5.0	2.5	1		11/03/17 00:36	16887-00-6	
350.1 Ammonia	Analytical Method: EPA 350.1								
Nitrogen, Ammonia	**0.65**	mg/L	0.050	0.020	1		11/14/17 12:56	7664-41-7	

REPORT OF LABORATORY ANALYSIS

This report shall not be reproduced, except in full,
without the written consent of Pace Analytical Services, LLC.

Pace Analytical Services, LLC
8 East Tower Circle
Ormond Beach, FL 32174
(386)672-5668

ANALYTICAL RESULTS

Project: Lena Rd Landfill
Pace Project No.: 35344625

Sample: GW-27R **Lab ID: 35344869017** Collected: 10/30/17 17:13 Received: 10/30/17 22:25 Matrix: Water

Parameters	Results	Units	PQL	MDL	DF	Prepared	Analyzed	CAS No.	Qual
353.2 Nitrogen, NO2/NO3 unpres	Analytical Method: EPA 353.2								
Nitrogen, Nitrate	**0.025 U**	mg/L	0.050	0.025	1		10/31/17 14:13	14797-55-8	

This report shall not be reproduced, except in full,
without the written consent of Pace Analytical Services, LLC.

Pace Analytical Services, LLC
8 East Tower Circle
Ormond Beach, FL 32174
(386)672-5668

ANALYTICAL RESULTS

Project: Lena Rd Landfill
Pace Project No.: 35344625

Sample: EQ Blank 103017 **Lab ID: 35344869018** Collected: 10/30/17 16:45 Received: 10/30/17 22:25 Matrix: Water

Parameters	Results	Units	PQL	MDL	DF	Prepared	Analyzed	CAS No.	Qual
8011 GCS EDB and DBCP	Analytical Method: EPA 8011 Preparation Method: EPA 8011								
1,2-Dibromo-3-chloropropane	**0.0062 U**	ug/L	0.019	0.0062	1	11/05/17 11:07	11/07/17 08:34	96-12-8	
1,2-Dibromoethane (EDB)	**0.0072 U**	ug/L	0.0096	0.0072	1	11/05/17 11:07	11/07/17 08:34	106-93-4	
6010 MET ICP	Analytical Method: EPA 6010 Preparation Method: EPA 3010								
Barium	**5.0 U**	ug/L	10.0	5.0	1	11/01/17 09:47	11/03/17 01:46	7440-39-3	
Beryllium	**0.50 U**	ug/L	1.0	0.50	1	11/01/17 09:47	11/03/17 01:46	7440-41-7	
Cadmium	**0.50 U**	ug/L	1.0	0.50	1	11/01/17 09:47	11/03/17 01:46	7440-43-9	
Chromium	**2.5 U**	ug/L	5.0	2.5	1	11/01/17 09:47	11/03/17 01:46	7440-47-3	
Cobalt	**5.0 U**	ug/L	10.0	5.0	1	11/01/17 09:47	11/03/17 01:46	7440-48-4	
Copper	**2.5 U**	ug/L	5.0	2.5	1	11/01/17 09:47	11/03/17 01:46	7440-50-8	
Iron	**20.0 U**	ug/L	40.0	20.0	1	11/01/17 09:47	11/03/17 01:46	7439-89-6	
Nickel	**2.5 U**	ug/L	5.0	2.5	1	11/01/17 09:47	11/03/17 01:46	7440-02-0	
Silver	**2.5 U**	ug/L	5.0	2.5	1	11/01/17 09:47	11/03/17 01:46	7440-22-4	
Sodium	**0.50 U**	mg/L	1.0	0.50	1	11/01/17 09:47	11/03/17 01:46	7440-23-5	
Vanadium	**5.0 U**	ug/L	10.0	5.0	1	11/01/17 09:47	11/03/17 01:46	7440-62-2	
Zinc	**10.0 U**	ug/L	20.0	10.0	1	11/01/17 09:47	11/03/17 01:46	7440-66-6	
7470 Mercury	Analytical Method: EPA 7470 Preparation Method: EPA 7470								
Mercury	**0.10 U**	ug/L	0.20	0.10	1	11/08/17 14:25	11/10/17 13:58	7439-97-6	
8260 MSV Low Level	Analytical Method: EPA 8260								
Acetone	**24.4 I**	ug/L	25.0	10.0	1		11/07/17 22:03	67-64-1	
Acrylonitrile	**1.9 U**	ug/L	10.0	1.9	1		11/07/17 22:03	107-13-1	
Benzene	**0.25 U**	ug/L	1.0	0.25	1		11/07/17 22:03	71-43-2	
Bromochloromethane	**0.17 U**	ug/L	1.0	0.17	1		11/07/17 22:03	74-97-5	
Bromodichloromethane	**0.18 U**	ug/L	1.0	0.18	1		11/07/17 22:03	75-27-4	
Bromoform	**0.26 U**	ug/L	1.0	0.26	1		11/07/17 22:03	75-25-2	
Bromomethane	**0.29 U**	ug/L	2.0	0.29	1		11/07/17 22:03	74-83-9	J(L1)
2-Butanone (MEK)	**0.96 U**	ug/L	5.0	0.96	1		11/07/17 22:03	78-93-3	
Carbon disulfide	**1.2 U**	ug/L	2.0	1.2	1		11/07/17 22:03	75-15-0	
Carbon tetrachloride	**0.25 U**	ug/L	1.0	0.25	1		11/07/17 22:03	56-23-5	
Chlorobenzene	**0.23 U**	ug/L	1.0	0.23	1		11/07/17 22:03	108-90-7	
Chloroethane	**0.54 U**	ug/L	1.0	0.54	1		11/07/17 22:03	75-00-3	
Chloroform	**0.14 U**	ug/L	1.0	0.14	1		11/07/17 22:03	67-66-3	
Chloromethane	**0.11 U**	ug/L	1.0	0.11	1		11/07/17 22:03	74-87-3	
Dibromochloromethane	**0.21 U**	ug/L	1.0	0.21	1		11/07/17 22:03	124-48-1	
Dibromomethane	**0.21 U**	ug/L	1.0	0.21	1		11/07/17 22:03	74-95-3	
1,2-Dichlorobenzene	**0.30 U**	ug/L	1.0	0.30	1		11/07/17 22:03	95-50-1	
1,4-Dichlorobenzene	**0.33 U**	ug/L	1.0	0.33	1		11/07/17 22:03	106-46-7	
trans-1,4-Dichloro-2-butene	**1.0 U**	ug/L	1.0	1.0	1		11/07/17 22:03	110-57-6	
1,1-Dichloroethane	**0.32 U**	ug/L	1.0	0.32	1		11/07/17 22:03	75-34-3	
1,2-Dichloroethane	**0.24 U**	ug/L	1.0	0.24	1		11/07/17 22:03	107-06-2	
1,1-Dichloroethene	**0.56 U**	ug/L	1.0	0.56	1		11/07/17 22:03	75-35-4	
cis-1,2-Dichloroethene	**0.19 U**	ug/L	1.0	0.19	1		11/07/17 22:03	156-59-2	
trans-1,2-Dichloroethene	**0.49 U**	ug/L	1.0	0.49	1		11/07/17 22:03	156-60-5	
1,2-Dichloropropane	**0.27 U**	ug/L	1.0	0.27	1		11/07/17 22:03	78-87-5	

This report shall not be reproduced, except in full,
without the written consent of Pace Analytical Services, LLC.

Pace Analytical Services, LLC
8 East Tower Circle
Ormond Beach, FL 32174
(386)672-5668

ANALYTICAL RESULTS

Project: Lena Rd Landfill
Pace Project No.: 35344625

Sample: EQ Blank 103017 **Lab ID: 35344869018** Collected: 10/30/17 16:45 Received: 10/30/17 22:25 Matrix: Water

Parameters	Results	Units	PQL	MDL	DF	Prepared	Analyzed	CAS No.	Qual
8260 MSV Low Level	Analytical Method: EPA 8260								
1,1-Dichloropropene	**0.49 U**	ug/L	1.0	0.49	1		11/07/17 22:03	563-58-6	
cis-1,3-Dichloropropene	**0.13 U**	ug/L	1.0	0.13	1		11/07/17 22:03	10061-01-5	
trans-1,3-Dichloropropene	**0.26 U**	ug/L	1.0	0.26	1		11/07/17 22:03	10061-02-6	
Ethylbenzene	**0.30 U**	ug/L	1.0	0.30	1		11/07/17 22:03	100-41-4	
2-Hexanone	**0.46 U**	ug/L	5.0	0.46	1		11/07/17 22:03	591-78-6	
Iodomethane	**0.32 U**	ug/L	5.0	0.32	1		11/07/17 22:03	74-88-4	
Methylene Chloride	**0.97 U**	ug/L	2.0	0.97	1		11/07/17 22:03	75-09-2	
4-Methyl-2-pentanone (MIBK)	**0.33 U**	ug/L	5.0	0.33	1		11/07/17 22:03	108-10-1	
Styrene	**0.26 U**	ug/L	1.0	0.26	1		11/07/17 22:03	100-42-5	
1,1,1,2-Tetrachloroethane	**0.33 U**	ug/L	1.0	0.33	1		11/07/17 22:03	630-20-6	
1,1,2,2-Tetrachloroethane	**0.40 U**	ug/L	1.0	0.40	1		11/07/17 22:03	79-34-5	
Tetrachloroethene	**0.46 U**	ug/L	1.0	0.46	1		11/07/17 22:03	127-18-4	
Toluene	**0.26 U**	ug/L	1.0	0.26	1		11/07/17 22:03	108-88-3	
1,1,1-Trichloroethane	**0.48 U**	ug/L	1.0	0.48	1		11/07/17 22:03	71-55-6	
1,1,2-Trichloroethane	**0.29 U**	ug/L	1.0	0.29	1		11/07/17 22:03	79-00-5	
Trichloroethene	**0.47 U**	ug/L	1.0	0.47	1		11/07/17 22:03	79-01-6	
Trichlorofluoromethane	**0.20 U**	ug/L	1.0	0.20	1		11/07/17 22:03	75-69-4	
1,2,3-Trichloropropane	**0.41 U**	ug/L	1.0	0.41	1		11/07/17 22:03	96-18-4	
Vinyl acetate	**0.35 U**	ug/L	2.0	0.35	1		11/07/17 22:03	108-05-4	
Vinyl chloride	**0.62 U**	ug/L	1.0	0.62	1		11/07/17 22:03	75-01-4	
Xylene (Total)	**1.0 U**	ug/L	1.0	1.0	1		11/07/17 22:03	1330-20-7	
Surrogates									
4-Bromofluorobenzene (S)	104	%	70-130		1		11/07/17 22:03	460-00-4	
1,2-Dichloroethane-d4 (S)	96	%	70-130		1		11/07/17 22:03	17060-07-0	
Toluene-d8 (S)	96	%	70-130		1		11/07/17 22:03	2037-26-5	
2540C Total Dissolved Solids	Analytical Method: SM 2540C								
Total Dissolved Solids	**7.0**	mg/L	5.0	5.0	1		11/05/17 15:52		
300.0 IC Anions 28 Days	Analytical Method: EPA 300.0								
Chloride	**2.5 U**	mg/L	5.0	2.5	1		11/03/17 00:58	16887-00-6	
350.1 Ammonia	Analytical Method: EPA 350.1								
Nitrogen, Ammonia	**0.020 U**	mg/L	0.050	0.020	1		11/14/17 12:58	7664-41-7	
353.2 Nitrogen, NO2/NO3 unpres	Analytical Method: EPA 353.2								
Nitrogen, Nitrate	**0.025 U**	mg/L	0.050	0.025	1		10/31/17 14:14	14797-55-8	

This report shall not be reproduced, except in full,
without the written consent of Pace Analytical Services, LLC.

Pace Analytical Services, LLC
8 East Tower Circle
Ormond Beach, FL 32174
(386)672-5668

ANALYTICAL RESULTS

Project: Lena Rd Landfill
Pace Project No.: 35344625

Sample: SW-1 **Lab ID: 35345091001** Collected: 10/31/17 14:15 Received: 10/31/17 16:25 Matrix: Water

Parameters	Results	Units	PQL	MDL	DF	Prepared	Analyzed	CAS No.	Qual
Field Data	Analytical Method:								
Field pH	**6.96**	Std. Units			1		10/31/17 14:15		
Field Temperature	**20.2**	deg C			1		10/31/17 14:15		
Field Specific Conductance	**477**	umhos/cm			1		10/31/17 14:15		
Oxygen, Dissolved	**4.81**	mg/L			1		10/31/17 14:15	7782-44-7	
Turbidity	**15.8**	NTU			1		10/31/17 14:15		
8011 GCS EDB and DBCP	Analytical Method: EPA 8011 Preparation Method: EPA 8011								
1,2-Dibromo-3-chloropropane	**0.0061 U**	ug/L	0.019	0.0061	1	11/09/17 17:40	11/17/17 03:09	96-12-8	Q
1,2-Dibromoethane (EDB)	**0.0071 U**	ug/L	0.0095	0.0071	1	11/09/17 17:40	11/17/17 03:09	106-93-4	Q
6010 MET ICP	Analytical Method: EPA 6010 Preparation Method: EPA 3010								
Barium	**13.7**	ug/L	10.0	5.0	1	11/01/17 17:00	11/09/17 02:25	7440-39-3	
Beryllium	**0.50 U**	ug/L	1.0	0.50	1	11/01/17 17:00	11/07/17 01:48	7440-41-7	
Cadmium	**0.50 U**	ug/L	1.0	0.50	1	11/01/17 17:00	11/09/17 02:25	7440-43-9	
Calcium	**39500**	ug/L	500	250	1	11/01/17 17:00	11/09/17 02:25	7440-70-2	
Chromium	**2.5 U**	ug/L	5.0	2.5	1	11/01/17 17:00	11/09/17 02:25	7440-47-3	
Cobalt	**5.0 U**	ug/L	10.0	5.0	1	11/01/17 17:00	11/09/17 02:25	7440-48-4	
Copper	**2.5 U**	ug/L	5.0	2.5	1	11/01/17 17:00	11/09/17 02:25	7440-50-8	
Iron	**2520**	ug/L	40.0	20.0	1	11/01/17 17:00	11/09/17 02:25	7439-89-6	
Magnesium	**11900**	ug/L	500	250	1	11/01/17 17:00	11/09/17 02:25	7439-95-4	
Nickel	**2.5 U**	ug/L	5.0	2.5	1	11/01/17 17:00	11/09/17 02:25	7440-02-0	
Tot Hardness asCaCO3 (SM 2340B	**148000**	ug/L	3210	1600	1	11/01/17 17:00	11/09/17 02:25		
Vanadium	**5.0 U**	ug/L	10.0	5.0	1	11/01/17 17:00	11/09/17 02:25	7440-62-2	
Zinc	**10.0 U**	ug/L	20.0	10.0	1	11/01/17 17:00	11/09/17 02:25	7440-66-6	
6020 MET ICPMS	Analytical Method: EPA 6020 Preparation Method: EPA 3010								
Antimony	**0.50 U**	ug/L	1.0	0.50	1	11/01/17 17:00	11/03/17 17:38	7440-36-0	
Arsenic	**2.3**	ug/L	1.0	0.50	1	11/01/17 17:00	11/03/17 17:38	7440-38-2	
Lead	**0.50 U**	ug/L	1.0	0.50	1	11/01/17 17:00	11/03/17 17:38	7439-92-1	
Selenium	**0.50 U**	ug/L	1.0	0.50	1	11/01/17 17:00	11/03/17 17:38	7782-49-2	
Silver	**0.050 U**	ug/L	0.10	0.050	1	11/01/17 17:00	11/03/17 17:38	7440-22-4	
Thallium	**0.50 U**	ug/L	1.0	0.50	1	11/01/17 17:00	11/03/17 17:38	7440-28-0	
8260 MSV Low Level	Analytical Method: EPA 8260								
Acetone	**10.0 U**	ug/L	25.0	10.0	1		11/10/17 18:37	67-64-1	
Acrylonitrile	**1.9 U**	ug/L	10.0	1.9	1		11/10/17 18:37	107-13-1	
Benzene	**0.25 U**	ug/L	1.0	0.25	1		11/10/17 18:37	71-43-2	
Bromochloromethane	**0.17 U**	ug/L	1.0	0.17	1		11/10/17 18:37	74-97-5	
Bromodichloromethane	**0.18 U**	ug/L	1.0	0.18	1		11/10/17 18:37	75-27-4	
Bromoform	**0.26 U**	ug/L	1.0	0.26	1		11/10/17 18:37	75-25-2	
Bromomethane	**0.29 U**	ug/L	2.0	0.29	1		11/10/17 18:37	74-83-9	J(L1)
2-Butanone (MEK)	**0.96 U**	ug/L	5.0	0.96	1		11/10/17 18:37	78-93-3	
Carbon disulfide	**1.2 U**	ug/L	2.0	1.2	1		11/10/17 18:37	75-15-0	
Carbon tetrachloride	**0.25 U**	ug/L	1.0	0.25	1		11/10/17 18:37	56-23-5	
Chlorobenzene	**0.23 U**	ug/L	1.0	0.23	1		11/10/17 18:37	108-90-7	

This report shall not be reproduced, except in full,
without the written consent of Pace Analytical Services, LLC.

Pace Analytical Services, LLC
8 East Tower Circle
Ormond Beach, FL 32174
(386)672-5668

ANALYTICAL RESULTS

Project: Lena Rd Landfill
Pace Project No.: 35344625

Sample: SW-1 **Lab ID: 35345091001** Collected: 10/31/17 14:15 Received: 10/31/17 16:25 Matrix: Water

Parameters	Results	Units	PQL	MDL	DF	Prepared	Analyzed	CAS No.	Qual
8260 MSV Low Level	Analytical Method: EPA 8260								
Chloroethane	**0.54 U**	ug/L	1.0	0.54	1		11/10/17 18:37	75-00-3	J(L1)
Chloroform	**0.14 U**	ug/L	1.0	0.14	1		11/10/17 18:37	67-66-3	
Chloromethane	**0.11 U**	ug/L	1.0	0.11	1		11/10/17 18:37	74-87-3	
Dibromochloromethane	**0.21 U**	ug/L	1.0	0.21	1		11/10/17 18:37	124-48-1	
Dibromomethane	**0.21 U**	ug/L	1.0	0.21	1		11/10/17 18:37	74-95-3	
1,2-Dichlorobenzene	**0.30 U**	ug/L	1.0	0.30	1		11/10/17 18:37	95-50-1	
1,4-Dichlorobenzene	**0.33 U**	ug/L	1.0	0.33	1		11/10/17 18:37	106-46-7	
trans-1,4-Dichloro-2-butene	**1.0 U**	ug/L	1.0	1.0	1		11/10/17 18:37	110-57-6	
1,1-Dichloroethane	**0.32 U**	ug/L	1.0	0.32	1		11/10/17 18:37	75-34-3	
1,2-Dichloroethane	**0.24 U**	ug/L	1.0	0.24	1		11/10/17 18:37	107-06-2	
1,1-Dichloroethene	**0.56 U**	ug/L	1.0	0.56	1		11/10/17 18:37	75-35-4	
cis-1,2-Dichloroethene	**0.19 U**	ug/L	1.0	0.19	1		11/10/17 18:37	156-59-2	
trans-1,2-Dichloroethene	**0.49 U**	ug/L	1.0	0.49	1		11/10/17 18:37	156-60-5	
1,2-Dichloropropane	**0.27 U**	ug/L	1.0	0.27	1		11/10/17 18:37	78-87-5	
cis-1,3-Dichloropropene	**0.13 U**	ug/L	1.0	0.13	1		11/10/17 18:37	10061-01-5	
trans-1,3-Dichloropropene	**0.26 U**	ug/L	1.0	0.26	1		11/10/17 18:37	10061-02-6	
Ethylbenzene	**0.30 U**	ug/L	1.0	0.30	1		11/10/17 18:37	100-41-4	
2-Hexanone	**0.46 U**	ug/L	5.0	0.46	1		11/10/17 18:37	591-78-6	
Iodomethane	**0.32 U**	ug/L	5.0	0.32	1		11/10/17 18:37	74-88-4	
Methylene Chloride	**0.97 U**	ug/L	2.0	0.97	1		11/10/17 18:37	75-09-2	
4-Methyl-2-pentanone (MIBK)	**0.33 U**	ug/L	5.0	0.33	1		11/10/17 18:37	108-10-1	
Styrene	**0.26 U**	ug/L	1.0	0.26	1		11/10/17 18:37	100-42-5	
1,1,1,2-Tetrachloroethane	**0.33 U**	ug/L	1.0	0.33	1		11/10/17 18:37	630-20-6	
1,1,2,2-Tetrachloroethane	**0.40 U**	ug/L	1.0	0.40	1		11/10/17 18:37	79-34-5	
Tetrachloroethene	**0.46 U**	ug/L	1.0	0.46	1		11/10/17 18:37	127-18-4	
Toluene	**0.26 U**	ug/L	1.0	0.26	1		11/10/17 18:37	108-88-3	
1,1,1-Trichloroethane	**0.48 U**	ug/L	1.0	0.48	1		11/10/17 18:37	71-55-6	
1,1,2-Trichloroethane	**0.29 U**	ug/L	1.0	0.29	1		11/10/17 18:37	79-00-5	
Trichloroethene	**0.47 U**	ug/L	1.0	0.47	1		11/10/17 18:37	79-01-6	
Trichlorofluoromethane	**0.20 U**	ug/L	1.0	0.20	1		11/10/17 18:37	75-69-4	
1,2,3-Trichloropropane	**0.41 U**	ug/L	1.0	0.41	1		11/10/17 18:37	96-18-4	
Vinyl acetate	**0.35 U**	ug/L	2.0	0.35	1		11/10/17 18:37	108-05-4	
Vinyl chloride	**0.62 U**	ug/L	1.0	0.62	1		11/10/17 18:37	75-01-4	
Xylene (Total)	**1.0 U**	ug/L	1.0	1.0	1		11/10/17 18:37	1330-20-7	
Surrogates									
4-Bromofluorobenzene (S)	103	%	70-130		1		11/10/17 18:37	460-00-4	
1,2-Dichloroethane-d4 (S)	103	%	70-130		1		11/10/17 18:37	17060-07-0	
Toluene-d8 (S)	111	%	70-130		1		11/10/17 18:37	2037-26-5	
1631E Mercury,Low Level Tampa	Analytical Method: EPA 1631E Preparation Method: EPA 1631E								
Mercury	**1.42**	ng/L	0.50	0.25	1	11/10/17 19:45	11/11/17 15:17	7439-97-6	
2540C Total Dissolved Solids	Analytical Method: SM 2540C								
Total Dissolved Solids	**336**	mg/L	5.0	5.0	1		11/06/17 09:38		

This report shall not be reproduced, except in full,
without the written consent of Pace Analytical Services, LLC.

Pace Analytical Services, LLC
8 East Tower Circle
Ormond Beach, FL 32174
(386)672-5668

ANALYTICAL RESULTS

Project: Lena Rd Landfill
Pace Project No.: 35344625

Sample: SW-1 **Lab ID: 35345091001** Collected: 10/31/17 14:15 Received: 10/31/17 16:25 Matrix: Water

Parameters	Results	Units	PQL	MDL	DF	Prepared	Analyzed	CAS No.	Qual
2540D Total Suspended Solids	Analytical Method: SM 2540D								
Total Suspended Solids	**1.0 U**	mg/L	1.0	1.0	1		11/04/17 13:29		
5210B BOD, 5 day	Analytical Method: SM 5210B								
BOD, 5 day	**2.7**	mg/L	2.0	2.0	1	11/01/17 09:53	11/06/17 12:03		
Chlorophyll & Pheophytin	Analytical Method: SM10200 Preparation Method: SM10200								
Chlorophyll a	**10.1**	mg/m3	5.0	2.2	1	11/01/17 07:05	11/07/17 00:00		
Chlorophyll b	**2.7 I**	mg/m3	5.0	2.2	1	11/01/17 07:05	11/07/17 00:00		
Chlorophyll c	**3.2 I**	mg/m3	5.0	2.2	1	11/01/17 07:05	11/07/17 00:00		
Chlorophyll a (Corrected)	**10.3**	mg/m3	5.0	2.2	1	11/01/17 07:05	11/07/17 00:00		
Pheophytin	**2.2 U**	mg/m3	5.0	2.2	1	11/01/17 07:05	11/07/17 00:00		
Total Nitrogen Calculation	Analytical Method: TKN+NOx Calculation								
Total Nitrogen	**1.3**	mg/L	0.50	0.086	1		11/16/17 09:26		
350.1 Ammonia	Analytical Method: EPA 350.1								
Nitrogen, Ammonia	**0.19**	mg/L	0.050	0.020	1		11/14/17 15:56	7664-41-7	
351.2 Total Kjeldahl Nitrogen	Analytical Method: EPA 351.2 Preparation Method: EPA 351.2								
Nitrogen, Kjeldahl, Total	**1.1**	mg/L	0.50	0.086	1	11/10/17 08:45	11/15/17 17:00	7727-37-9	
353.2 Nitrogen, NO2/NO3 unpres	Analytical Method: EPA 353.2								
Nitrogen, NO2 plus NO3	**0.23**	mg/L	0.050	0.033	1		11/01/17 08:53		
Nitrogen, Nitrate	**0.23**	mg/L	0.050	0.025	1		11/01/17 08:53	14797-55-8	
365.4 Phosphorus, Total	Analytical Method: EPA 365.4 Preparation Method: EPA 365.4								
Phosphorus, Total (as P)	**0.25**	mg/L	0.10	0.050	1	11/10/17 08:45	11/15/17 22:10	7723-14-0	
410.4 COD	Analytical Method: EPA 410.4 Preparation Method: EPA 410.4								
Chemical Oxygen Demand	**66.2**	mg/L	20.0	12.5	1	11/13/17 17:10	11/13/17 20:07		
5310B TOC	Analytical Method: SM 5310B								
Total Organic Carbon	**19.9**	mg/L	1.0	0.50	1		11/10/17 07:34	7440-44-0	
Un-ionized Ammonia, Ammonium	Analytical Method: FLDEP SOP 10/03/83								
Nitrogen, Ammonia (Unionized)	**0.035 U**	mg/L	0.050	0.035	1		11/21/17 16:53		

This report shall not be reproduced, except in full,
without the written consent of Pace Analytical Services, LLC.

Pace Analytical Services, LLC
8 East Tower Circle
Ormond Beach, FL 32174
(386)672-5668

ANALYTICAL RESULTS

Project: Lena Rd Landfill
Pace Project No.: 35344625

Sample: SW-2 **Lab ID: 35345091002** Collected: 10/31/17 13:00 Received: 10/31/17 16:25 Matrix: Water

Parameters	Results	Units	PQL	MDL	DF	Prepared	Analyzed	CAS No.	Qual
Field Data	Analytical Method:								
Field pH	**6.46**	Std. Units			1		10/31/17 13:00		
Field Temperature	**20.1**	deg C			1		10/31/17 13:00		
Field Specific Conductance	**763**	umhos/cm			1		10/31/17 13:00		
Oxygen, Dissolved	**2.57**	mg/L			1		10/31/17 13:00	7782-44-7	
Turbidity	**11.1**	NTU			1		10/31/17 13:00		
8011 GCS EDB and DBCP	Analytical Method: EPA 8011 Preparation Method: EPA 8011								
1,2-Dibromo-3-chloropropane	**0.0061 U**	ug/L	0.019	0.0061	1	11/09/17 17:40	11/17/17 03:24	96-12-8	Q
1,2-Dibromoethane (EDB)	**0.0071 U**	ug/L	0.0095	0.0071	1	11/09/17 17:40	11/17/17 03:24	106-93-4	Q
6010 MET ICP	Analytical Method: EPA 6010 Preparation Method: EPA 3010								
Barium	**25.1**	ug/L	10.0	5.0	1	11/01/17 17:00	11/09/17 02:29	7440-39-3	
Beryllium	**0.50 U**	ug/L	1.0	0.50	1	11/01/17 17:00	11/07/17 01:53	7440-41-7	
Cadmium	**0.50 U**	ug/L	1.0	0.50	1	11/01/17 17:00	11/09/17 02:29	7440-43-9	
Calcium	**43300**	ug/L	500	250	1	11/01/17 17:00	11/09/17 02:29	7440-70-2	
Chromium	**2.5 U**	ug/L	5.0	2.5	1	11/01/17 17:00	11/09/17 02:29	7440-47-3	
Cobalt	**5.0 U**	ug/L	10.0	5.0	1	11/01/17 17:00	11/09/17 02:29	7440-48-4	
Copper	**2.5 U**	ug/L	5.0	2.5	1	11/01/17 17:00	11/09/17 02:29	7440-50-8	
Iron	**5890**	ug/L	40.0	20.0	1	11/01/17 17:00	11/09/17 02:29	7439-89-6	
Magnesium	**14900**	ug/L	500	250	1	11/01/17 17:00	11/09/17 02:29	7439-95-4	
Nickel	**2.8 I**	ug/L	5.0	2.5	1	11/01/17 17:00	11/09/17 02:29	7440-02-0	
Tot Hardness asCaCO3 (SM 2340B	**170000**	ug/L	3210	1600	1	11/01/17 17:00	11/09/17 02:29		
Vanadium	**5.0 U**	ug/L	10.0	5.0	1	11/01/17 17:00	11/09/17 02:29	7440-62-2	
Zinc	**10.0 U**	ug/L	20.0	10.0	1	11/01/17 17:00	11/07/17 01:53	7440-66-6	
6020 MET ICPMS	Analytical Method: EPA 6020 Preparation Method: EPA 3010								
Antimony	**0.50 U**	ug/L	1.0	0.50	1	11/01/17 17:00	11/03/17 17:40	7440-36-0	
Arsenic	**14.7**	ug/L	1.0	0.50	1	11/01/17 17:00	11/03/17 17:40	7440-38-2	
Lead	**0.50 U**	ug/L	1.0	0.50	1	11/01/17 17:00	11/03/17 17:40	7439-92-1	
Selenium	**0.50 U**	ug/L	1.0	0.50	1	11/01/17 17:00	11/03/17 17:40	7782-49-2	
Silver	**0.050 U**	ug/L	0.10	0.050	1	11/01/17 17:00	11/03/17 17:40	7440-22-4	
Thallium	**0.50 U**	ug/L	1.0	0.50	1	11/01/17 17:00	11/03/17 17:40	7440-28-0	
8260 MSV Low Level	Analytical Method: EPA 8260								
Acetone	**10.0 U**	ug/L	25.0	10.0	1		11/10/17 18:55	67-64-1	
Acrylonitrile	**1.9 U**	ug/L	10.0	1.9	1		11/10/17 18:55	107-13-1	
Benzene	**0.25 U**	ug/L	1.0	0.25	1		11/10/17 18:55	71-43-2	
Bromochloromethane	**0.17 U**	ug/L	1.0	0.17	1		11/10/17 18:55	74-97-5	
Bromodichloromethane	**0.18 U**	ug/L	1.0	0.18	1		11/10/17 18:55	75-27-4	
Bromoform	**0.26 U**	ug/L	1.0	0.26	1		11/10/17 18:55	75-25-2	
Bromomethane	**0.29 U**	ug/L	2.0	0.29	1		11/10/17 18:55	74-83-9	J(L1)
2-Butanone (MEK)	**0.96 U**	ug/L	5.0	0.96	1		11/10/17 18:55	78-93-3	
Carbon disulfide	**1.2 U**	ug/L	2.0	1.2	1		11/10/17 18:55	75-15-0	
Carbon tetrachloride	**0.25 U**	ug/L	1.0	0.25	1		11/10/17 18:55	56-23-5	
Chlorobenzene	**0.23 U**	ug/L	1.0	0.23	1		11/10/17 18:55	108-90-7	

This report shall not be reproduced, except in full,
without the written consent of Pace Analytical Services, LLC.

Pace Analytical Services, LLC
8 East Tower Circle
Ormond Beach, FL 32174
(386)672-5668

ANALYTICAL RESULTS

Project: Lena Rd Landfill
Pace Project No.: 35344625

Sample: SW-2 **Lab ID: 35345091002** Collected: 10/31/17 13:00 Received: 10/31/17 16:25 Matrix: Water

Parameters	Results	Units	PQL	MDL	DF	Prepared	Analyzed	CAS No.	Qual
8260 MSV Low Level	Analytical Method: EPA 8260								
Chloroethane	**0.54 U**	ug/L	1.0	0.54	1		11/10/17 18:55	75-00-3	J(L1)
Chloroform	**0.14 U**	ug/L	1.0	0.14	1		11/10/17 18:55	67-66-3	
Chloromethane	**0.11 U**	ug/L	1.0	0.11	1		11/10/17 18:55	74-87-3	
Dibromochloromethane	**0.21 U**	ug/L	1.0	0.21	1		11/10/17 18:55	124-48-1	
Dibromomethane	**0.21 U**	ug/L	1.0	0.21	1		11/10/17 18:55	74-95-3	
1,2-Dichlorobenzene	**0.30 U**	ug/L	1.0	0.30	1		11/10/17 18:55	95-50-1	
1,4-Dichlorobenzene	**0.33 U**	ug/L	1.0	0.33	1		11/10/17 18:55	106-46-7	
trans-1,4-Dichloro-2-butene	**1.0 U**	ug/L	1.0	1.0	1		11/10/17 18:55	110-57-6	
1,1-Dichloroethane	**0.32 U**	ug/L	1.0	0.32	1		11/10/17 18:55	75-34-3	
1,2-Dichloroethane	**0.24 U**	ug/L	1.0	0.24	1		11/10/17 18:55	107-06-2	
1,1-Dichloroethene	**0.56 U**	ug/L	1.0	0.56	1		11/10/17 18:55	75-35-4	
cis-1,2-Dichloroethene	**0.19 U**	ug/L	1.0	0.19	1		11/10/17 18:55	156-59-2	
trans-1,2-Dichloroethene	**0.49 U**	ug/L	1.0	0.49	1		11/10/17 18:55	156-60-5	
1,2-Dichloropropane	**0.27 U**	ug/L	1.0	0.27	1		11/10/17 18:55	78-87-5	
cis-1,3-Dichloropropene	**0.13 U**	ug/L	1.0	0.13	1		11/10/17 18:55	10061-01-5	
trans-1,3-Dichloropropene	**0.26 U**	ug/L	1.0	0.26	1		11/10/17 18:55	10061-02-6	
Ethylbenzene	**0.30 U**	ug/L	1.0	0.30	1		11/10/17 18:55	100-41-4	
2-Hexanone	**0.46 U**	ug/L	5.0	0.46	1		11/10/17 18:55	591-78-6	
Iodomethane	**0.32 U**	ug/L	5.0	0.32	1		11/10/17 18:55	74-88-4	
Methylene Chloride	**0.97 U**	ug/L	2.0	0.97	1		11/10/17 18:55	75-09-2	
4-Methyl-2-pentanone (MIBK)	**0.33 U**	ug/L	5.0	0.33	1		11/10/17 18:55	108-10-1	
Styrene	**0.26 U**	ug/L	1.0	0.26	1		11/10/17 18:55	100-42-5	
1,1,1,2-Tetrachloroethane	**0.33 U**	ug/L	1.0	0.33	1		11/10/17 18:55	630-20-6	
1,1,2,2-Tetrachloroethane	**0.40 U**	ug/L	1.0	0.40	1		11/10/17 18:55	79-34-5	
Tetrachloroethene	**0.46 U**	ug/L	1.0	0.46	1		11/10/17 18:55	127-18-4	
Toluene	**0.26 U**	ug/L	1.0	0.26	1		11/10/17 18:55	108-88-3	
1,1,1-Trichloroethane	**0.48 U**	ug/L	1.0	0.48	1		11/10/17 18:55	71-55-6	
1,1,2-Trichloroethane	**0.29 U**	ug/L	1.0	0.29	1		11/10/17 18:55	79-00-5	
Trichloroethene	**0.47 U**	ug/L	1.0	0.47	1		11/10/17 18:55	79-01-6	
Trichlorofluoromethane	**0.20 U**	ug/L	1.0	0.20	1		11/10/17 18:55	75-69-4	
1,2,3-Trichloropropane	**0.41 U**	ug/L	1.0	0.41	1		11/10/17 18:55	96-18-4	
Vinyl acetate	**0.35 U**	ug/L	2.0	0.35	1		11/10/17 18:55	108-05-4	
Vinyl chloride	**0.62 U**	ug/L	1.0	0.62	1		11/10/17 18:55	75-01-4	
Xylene (Total)	**1.0 U**	ug/L	1.0	1.0	1		11/10/17 18:55	1330-20-7	
Surrogates									
4-Bromofluorobenzene (S)	95	%	70-130		1		11/10/17 18:55	460-00-4	
1,2-Dichloroethane-d4 (S)	109	%	70-130		1		11/10/17 18:55	17060-07-0	
Toluene-d8 (S)	112	%	70-130		1		11/10/17 18:55	2037-26-5	
1631E Mercury,Low Level Tampa	Analytical Method: EPA 1631E Preparation Method: EPA 1631E								
Mercury	**2.47**	ng/L	0.50	0.25	1	11/10/17 19:45	11/11/17 15:22	7439-97-6	
2540C Total Dissolved Solids	Analytical Method: SM 2540C								
Total Dissolved Solids	**487**	mg/L	5.0	5.0	1		11/06/17 09:39		

This report shall not be reproduced, except in full,
without the written consent of Pace Analytical Services, LLC.

Pace Analytical Services, LLC
8 East Tower Circle
Ormond Beach, FL 32174
(386)672-5668

ANALYTICAL RESULTS

Project: Lena Rd Landfill
Pace Project No.: 35344625

Sample: SW-2 **Lab ID: 35345091002** Collected: 10/31/17 13:00 Received: 10/31/17 16:25 Matrix: Water

Parameters	Results	Units	PQL	MDL	DF	Prepared	Analyzed	CAS No.	Qual
2540D Total Suspended Solids	Analytical Method: SM 2540D								
Total Suspended Solids	**3.7**	mg/L	1.0	1.0	1		11/04/17 13:29		
5210B BOD, 5 day	Analytical Method: SM 5210B								
BOD, 5 day	**5.3**	mg/L	2.0	2.0	1	11/01/17 09:54	11/06/17 12:04		
Chlorophyll & Pheophytin	Analytical Method: SM10200 Preparation Method: SM10200								
Chlorophyll a	**2.2 U**	mg/m3	5.0	2.2	1	11/01/17 07:05	11/07/17 16:32		
Chlorophyll b	**2.2 U**	mg/m3	5.0	2.2	1	11/01/17 07:05	11/07/17 16:32		
Chlorophyll c	**2.2 U**	mg/m3	5.0	2.2	1	11/01/17 07:05	11/07/17 16:32		
Chlorophyll a (Corrected)	**2.8 I**	mg/m3	5.0	2.2	1	11/01/17 07:05	11/07/17 16:32		
Pheophytin	**2.2 U**	mg/m3	5.0	2.2	1	11/01/17 07:05	11/07/17 16:32		
Total Nitrogen Calculation	Analytical Method: TKN+NOx Calculation								
Total Nitrogen	**1.0**	mg/L	0.50	0.086	1		11/16/17 09:26		
350.1 Ammonia	Analytical Method: EPA 350.1								
Nitrogen, Ammonia	**0.033 I**	mg/L	0.050	0.020	1		11/14/17 16:01	7664-41-7	
351.2 Total Kjeldahl Nitrogen	Analytical Method: EPA 351.2 Preparation Method: EPA 351.2								
Nitrogen, Kjeldahl, Total	**1.0**	mg/L	0.50	0.086	1	11/10/17 08:45	11/15/17 17:01	7727-37-9	
353.2 Nitrogen, NO2/NO3 unpres	Analytical Method: EPA 353.2								
Nitrogen, NO2 plus NO3	**0.033 U**	mg/L	0.050	0.033	1		11/01/17 08:57		
Nitrogen, Nitrate	**0.025 U**	mg/L	0.050	0.025	1		11/01/17 08:57	14797-55-8	
365.4 Phosphorus, Total	Analytical Method: EPA 365.4 Preparation Method: EPA 365.4								
Phosphorus, Total (as P)	**0.14**	mg/L	0.10	0.050	1	11/10/17 08:45	11/15/17 22:11	7723-14-0	
410.4 COD	Analytical Method: EPA 410.4 Preparation Method: EPA 410.4								
Chemical Oxygen Demand	**81.1**	mg/L	20.0	12.5	1	11/13/17 17:10	11/13/17 20:07		
5310B TOC	Analytical Method: SM 5310B								
Total Organic Carbon	**23.4**	mg/L	1.0	0.50	1		11/10/17 08:16	7440-44-0	
Un-ionized Ammonia, Ammonium	Analytical Method: FLDEP SOP 10/03/83								
Nitrogen, Ammonia (Unionized)	**0.035 U**	mg/L	0.050	0.035	1		11/21/17 16:53		

This report shall not be reproduced, except in full,
without the written consent of Pace Analytical Services, LLC.

Pace Analytical Services, LLC
8 East Tower Circle
Ormond Beach, FL 32174
(386)672-5668

ANALYTICAL RESULTS

Project: Lena Rd Landfill
Pace Project No.: 35344625

Sample: SW-2 Dup **Lab ID: 35345091003** Collected: 10/31/17 14:15 Received: 10/31/17 16:25 Matrix: Water

Parameters	Results	Units	PQL	MDL	DF	Prepared	Analyzed	CAS No.	Qual
Field Data	Analytical Method:								
Field pH	**6.46**	Std. Units			1		10/31/17 14:15		
Field Temperature	**20.1**	deg C			1		10/31/17 14:15		
Field Specific Conductance	**763**	umhos/cm			1		10/31/17 14:15		
Oxygen, Dissolved	**2.57**	mg/L			1		10/31/17 14:15	7782-44-7	
Turbidity	**11.1**	NTU			1		10/31/17 14:15		
8011 GCS EDB and DBCP	Analytical Method: EPA 8011 Preparation Method: EPA 8011								
1,2-Dibromo-3-chloropropane	**0.0060 U**	ug/L	0.019	0.0060	1	11/09/17 17:40	11/17/17 03:39	96-12-8	Q
1,2-Dibromoethane (EDB)	**0.0070 U**	ug/L	0.0093	0.0070	1	11/09/17 17:40	11/17/17 03:39	106-93-4	Q
6010 MET ICP	Analytical Method: EPA 6010 Preparation Method: EPA 3010								
Barium	**13.2**	ug/L	10.0	5.0	1	11/01/17 17:00	11/09/17 02:33	7440-39-3	
Beryllium	**0.50 U**	ug/L	1.0	0.50	1	11/01/17 17:00	11/07/17 02:08	7440-41-7	
Cadmium	**0.50 U**	ug/L	1.0	0.50	1	11/01/17 17:00	11/09/17 02:33	7440-43-9	
Calcium	**39400**	ug/L	500	250	1	11/01/17 17:00	11/09/17 02:33	7440-70-2	
Chromium	**2.5 U**	ug/L	5.0	2.5	1	11/01/17 17:00	11/09/17 02:33	7440-47-3	
Cobalt	**5.0 U**	ug/L	10.0	5.0	1	11/01/17 17:00	11/09/17 02:33	7440-48-4	
Copper	**2.5 U**	ug/L	5.0	2.5	1	11/01/17 17:00	11/09/17 02:33	7440-50-8	
Iron	**2480**	ug/L	40.0	20.0	1	11/01/17 17:00	11/09/17 02:33	7439-89-6	
Magnesium	**11600**	ug/L	500	250	1	11/01/17 17:00	11/09/17 02:33	7439-95-4	
Nickel	**2.5 U**	ug/L	5.0	2.5	1	11/01/17 17:00	11/09/17 02:33	7440-02-0	
Tot Hardness asCaCO3 (SM 2340B	**146000**	ug/L	3210	1600	1	11/01/17 17:00	11/09/17 02:33		
Vanadium	**5.0 U**	ug/L	10.0	5.0	1	11/01/17 17:00	11/09/17 02:33	7440-62-2	
Zinc	**10.0 U**	ug/L	20.0	10.0	1	11/01/17 17:00	11/09/17 02:33	7440-66-6	
6020 MET ICPMS	Analytical Method: EPA 6020 Preparation Method: EPA 3010								
Antimony	**0.50 U**	ug/L	1.0	0.50	1	11/01/17 17:00	11/03/17 17:43	7440-36-0	
Arsenic	**2.1**	ug/L	1.0	0.50	1	11/01/17 17:00	11/03/17 17:43	7440-38-2	
Lead	**0.50 U**	ug/L	1.0	0.50	1	11/01/17 17:00	11/03/17 17:43	7439-92-1	
Selenium	**0.50 U**	ug/L	1.0	0.50	1	11/01/17 17:00	11/03/17 17:43	7782-49-2	
Silver	**0.050 U**	ug/L	0.10	0.050	1	11/01/17 17:00	11/03/17 17:43	7440-22-4	
Thallium	**0.50 U**	ug/L	1.0	0.50	1	11/01/17 17:00	11/03/17 17:43	7440-28-0	
8260 MSV Low Level	Analytical Method: EPA 8260								
Acetone	**10.0 U**	ug/L	25.0	10.0	1		11/08/17 03:51	67-64-1	
Acrylonitrile	**1.9 U**	ug/L	10.0	1.9	1		11/08/17 03:51	107-13-1	
Benzene	**0.25 U**	ug/L	1.0	0.25	1		11/08/17 03:51	71-43-2	
Bromochloromethane	**0.17 U**	ug/L	1.0	0.17	1		11/08/17 03:51	74-97-5	
Bromodichloromethane	**0.18 U**	ug/L	1.0	0.18	1		11/08/17 03:51	75-27-4	
Bromoform	**0.26 U**	ug/L	1.0	0.26	1		11/08/17 03:51	75-25-2	
Bromomethane	**0.29 U**	ug/L	2.0	0.29	1		11/08/17 03:51	74-83-9	
2-Butanone (MEK)	**0.96 U**	ug/L	5.0	0.96	1		11/08/17 03:51	78-93-3	
Carbon disulfide	**1.2 U**	ug/L	2.0	1.2	1		11/08/17 03:51	75-15-0	
Carbon tetrachloride	**0.25 U**	ug/L	1.0	0.25	1		11/08/17 03:51	56-23-5	
Chlorobenzene	**0.23 U**	ug/L	1.0	0.23	1		11/08/17 03:51	108-90-7	

This report shall not be reproduced, except in full,
without the written consent of Pace Analytical Services, LLC.

Pace Analytical Services, LLC
8 East Tower Circle
Ormond Beach, FL 32174
(386)672-5668

ANALYTICAL RESULTS

Project: Lena Rd Landfill
Pace Project No.: 35344625

Sample: SW-2 Dup **Lab ID: 35345091003** Collected: 10/31/17 14:15 Received: 10/31/17 16:25 Matrix: Water

Parameters	Results	Units	PQL	MDL	DF	Prepared	Analyzed	CAS No.	Qual
8260 MSV Low Level	Analytical Method: EPA 8260								
Chloroethane	**0.54 U**	ug/L	1.0	0.54	1		11/08/17 03:51	75-00-3	
Chloroform	**0.14 U**	ug/L	1.0	0.14	1		11/08/17 03:51	67-66-3	
Chloromethane	**0.11 U**	ug/L	1.0	0.11	1		11/08/17 03:51	74-87-3	
Dibromochloromethane	**0.21 U**	ug/L	1.0	0.21	1		11/08/17 03:51	124-48-1	
Dibromomethane	**0.21 U**	ug/L	1.0	0.21	1		11/08/17 03:51	74-95-3	
1,2-Dichlorobenzene	**0.30 U**	ug/L	1.0	0.30	1		11/08/17 03:51	95-50-1	
1,4-Dichlorobenzene	**0.33 U**	ug/L	1.0	0.33	1		11/08/17 03:51	106-46-7	
trans-1,4-Dichloro-2-butene	**1.0 U**	ug/L	1.0	1.0	1		11/08/17 03:51	110-57-6	
1,1-Dichloroethane	**0.32 U**	ug/L	1.0	0.32	1		11/08/17 03:51	75-34-3	
1,2-Dichloroethane	**0.24 U**	ug/L	1.0	0.24	1		11/08/17 03:51	107-06-2	
1,1-Dichloroethene	**0.56 U**	ug/L	1.0	0.56	1		11/08/17 03:51	75-35-4	
cis-1,2-Dichloroethene	**0.19 U**	ug/L	1.0	0.19	1		11/08/17 03:51	156-59-2	
trans-1,2-Dichloroethene	**0.49 U**	ug/L	1.0	0.49	1		11/08/17 03:51	156-60-5	
1,2-Dichloropropane	**0.27 U**	ug/L	1.0	0.27	1		11/08/17 03:51	78-87-5	
cis-1,3-Dichloropropene	**0.13 U**	ug/L	1.0	0.13	1		11/08/17 03:51	10061-01-5	
trans-1,3-Dichloropropene	**0.26 U**	ug/L	1.0	0.26	1		11/08/17 03:51	10061-02-6	
Ethylbenzene	**0.30 U**	ug/L	1.0	0.30	1		11/08/17 03:51	100-41-4	
2-Hexanone	**0.46 U**	ug/L	5.0	0.46	1		11/08/17 03:51	591-78-6	
Iodomethane	**0.32 U**	ug/L	5.0	0.32	1		11/08/17 03:51	74-88-4	
Methylene Chloride	**0.97 U**	ug/L	2.0	0.97	1		11/08/17 03:51	75-09-2	
4-Methyl-2-pentanone (MIBK)	**0.33 U**	ug/L	5.0	0.33	1		11/08/17 03:51	108-10-1	
Styrene	**0.26 U**	ug/L	1.0	0.26	1		11/08/17 03:51	100-42-5	
1,1,1,2-Tetrachloroethane	**0.33 U**	ug/L	1.0	0.33	1		11/08/17 03:51	630-20-6	
1,1,2,2-Tetrachloroethane	**0.40 U**	ug/L	1.0	0.40	1		11/08/17 03:51	79-34-5	
Tetrachloroethene	**0.46 U**	ug/L	1.0	0.46	1		11/08/17 03:51	127-18-4	
Toluene	**0.46 I**	ug/L	1.0	0.26	1		11/08/17 03:51	108-88-3	
1,1,1-Trichloroethane	**0.48 U**	ug/L	1.0	0.48	1		11/08/17 03:51	71-55-6	
1,1,2-Trichloroethane	**0.29 U**	ug/L	1.0	0.29	1		11/08/17 03:51	79-00-5	
Trichloroethene	**0.47 U**	ug/L	1.0	0.47	1		11/08/17 03:51	79-01-6	
Trichlorofluoromethane	**0.20 U**	ug/L	1.0	0.20	1		11/08/17 03:51	75-69-4	
1,2,3-Trichloropropane	**0.41 U**	ug/L	1.0	0.41	1		11/08/17 03:51	96-18-4	
Vinyl acetate	**0.35 U**	ug/L	2.0	0.35	1		11/08/17 03:51	108-05-4	
Vinyl chloride	**0.62 U**	ug/L	1.0	0.62	1		11/08/17 03:51	75-01-4	
Xylene (Total)	**1.0 U**	ug/L	1.0	1.0	1		11/08/17 03:51	1330-20-7	
Surrogates									
4-Bromofluorobenzene (S)	100	%	70-130		1		11/08/17 03:51	460-00-4	
1,2-Dichloroethane-d4 (S)	87	%	70-130		1		11/08/17 03:51	17060-07-0	
Toluene-d8 (S)	107	%	70-130		1		11/08/17 03:51	2037-26-5	
1631E Mercury,Low Level Tampa	Analytical Method: EPA 1631E Preparation Method: EPA 1631E								
Mercury	**1.37**	ng/L	0.50	0.25	1	11/10/17 19:45	11/11/17 15:27	7439-97-6	
2540C Total Dissolved Solids	Analytical Method: SM 2540C								
Total Dissolved Solids	**331**	mg/L	5.0	5.0	1		11/06/17 09:40		

This report shall not be reproduced, except in full,
without the written consent of Pace Analytical Services, LLC.

Pace Analytical Services, LLC
8 East Tower Circle
Ormond Beach, FL 32174
(386)672-5668

ANALYTICAL RESULTS

Project: Lena Rd Landfill
Pace Project No.: 35344625

Sample: SW-2 Dup **Lab ID: 35345091003** Collected: 10/31/17 14:15 Received: 10/31/17 16:25 Matrix: Water

Parameters	Results	Units	PQL	MDL	DF	Prepared	Analyzed	CAS No.	Qual
2540D Total Suspended Solids	Analytical Method: SM 2540D								
Total Suspended Solids	**7.2**	mg/L	1.0	1.0	1		11/04/17 13:29		
5210B BOD, 5 day	Analytical Method: SM 5210B								
BOD, 5 day	**2.5**	mg/L	2.0	2.0	1	11/01/17 09:54	11/06/17 12:04		
Chlorophyll & Pheophytin	Analytical Method: SM10200 Preparation Method: SM10200								
Chlorophyll a	**2.5 U**	mg/m3	5.6	2.5	1	11/01/17 07:05	11/07/17 16:36		
Chlorophyll b	**2.5 U**	mg/m3	5.6	2.5	1	11/01/17 07:05	11/07/17 16:36		
Chlorophyll c	**2.5 U**	mg/m3	5.6	2.5	1	11/01/17 07:05	11/07/17 16:36		
Chlorophyll a (Corrected)	**2.8 I**	mg/m3	5.6	2.5	1	11/01/17 07:05	11/07/17 16:36		
Pheophytin	**2.5 U**	mg/m3	5.6	2.5	1	11/01/17 07:05	11/07/17 16:36		
Total Nitrogen Calculation	Analytical Method: TKN+NOx Calculation								
Total Nitrogen	**1.4**	mg/L	0.50	0.086	1		11/16/17 09:26		
350.1 Ammonia	Analytical Method: EPA 350.1								
Nitrogen, Ammonia	**0.20**	mg/L	0.050	0.020	1		11/14/17 16:03	7664-41-7	
351.2 Total Kjeldahl Nitrogen	Analytical Method: EPA 351.2 Preparation Method: EPA 351.2								
Nitrogen, Kjeldahl, Total	**1.1**	mg/L	0.50	0.086	1	11/10/17 08:45	11/15/17 17:03	7727-37-9	
353.2 Nitrogen, NO2/NO3 unpres	Analytical Method: EPA 353.2								
Nitrogen, NO2 plus NO3	**0.22**	mg/L	0.050	0.033	1		11/01/17 08:58		
Nitrogen, Nitrate	**0.22**	mg/L	0.050	0.025	1		11/01/17 08:58	14797-55-8	
365.4 Phosphorus, Total	Analytical Method: EPA 365.4 Preparation Method: EPA 365.4								
Phosphorus, Total (as P)	**0.27**	mg/L	0.10	0.050	1	11/10/17 08:45	11/15/17 17:03	7723-14-0	
410.4 COD	Analytical Method: EPA 410.4 Preparation Method: EPA 410.4								
Chemical Oxygen Demand	**68.7**	mg/L	20.0	12.5	1	11/13/17 17:10	11/13/17 20:07		
5310B TOC	Analytical Method: SM 5310B								
Total Organic Carbon	**20.1**	mg/L	1.0	0.50	1		11/10/17 08:32	7440-44-0	
Un-ionized Ammonia, Ammonium	Analytical Method: FLDEP SOP 10/03/83								
Nitrogen, Ammonia (Unionized)	**0.035 U**	mg/L	0.050	0.035	1		11/21/17 16:53		

This report shall not be reproduced, except in full,
without the written consent of Pace Analytical Services, LLC.

Pace Analytical Services, LLC
8 East Tower Circle
Ormond Beach, FL 32174
(386)672-5668

ANALYTICAL RESULTS

Project: Lena Rd Landfill
Pace Project No.: 35344625

Sample: Field Blank 103117 **Lab ID: 35345091004** Collected: 10/31/17 13:40 Received: 10/31/17 16:25 Matrix: Water

Parameters	Results	Units	PQL	MDL	DF	Prepared	Analyzed	CAS No.	Qual
8011 GCS EDB and DBCP	Analytical Method: EPA 8011 Preparation Method: EPA 8011								
1,2-Dibromo-3-chloropropane	**0.0062 U**	ug/L	0.019	0.0062	1	11/09/17 17:40	11/17/17 03:54	96-12-8	Q
1,2-Dibromoethane (EDB)	**0.0073 U**	ug/L	0.0097	0.0073	1	11/09/17 17:40	11/17/17 03:54	106-93-4	Q
6010 MET ICP	Analytical Method: EPA 6010 Preparation Method: EPA 3010								
Barium	**5.0 U**	ug/L	10.0	5.0	1	11/01/17 17:00	11/07/17 02:14	7440-39-3	
Beryllium	**0.50 U**	ug/L	1.0	0.50	1	11/01/17 17:00	11/07/17 02:14	7440-41-7	
Cadmium	**0.50 U**	ug/L	1.0	0.50	1	11/01/17 17:00	11/07/17 02:14	7440-43-9	
Calcium	**250 U**	ug/L	500	250	1	11/01/17 17:00	11/07/17 02:14	7440-70-2	CU
Chromium	**2.5 U**	ug/L	5.0	2.5	1	11/01/17 17:00	11/07/17 02:14	7440-47-3	
Cobalt	**5.0 U**	ug/L	10.0	5.0	1	11/01/17 17:00	11/07/17 02:14	7440-48-4	
Copper	**2.5 U**	ug/L	5.0	2.5	1	11/01/17 17:00	11/07/17 02:14	7440-50-8	
Iron	**20.0 U**	ug/L	40.0	20.0	1	11/01/17 17:00	11/07/17 02:14	7439-89-6	CU
Magnesium	**250 U**	ug/L	500	250	1	11/01/17 17:00	11/07/17 02:14	7439-95-4	CU
Nickel	**2.5 U**	ug/L	5.0	2.5	1	11/01/17 17:00	11/07/17 02:14	7440-02-0	
Tot Hardness asCaCO3 (SM 2340B	**1600 U**	ug/L	3210	1600	1	11/01/17 17:00	11/07/17 02:14		
Vanadium	**5.0 U**	ug/L	10.0	5.0	1	11/01/17 17:00	11/07/17 02:14	7440-62-2	
Zinc	**10.0 U**	ug/L	20.0	10.0	1	11/01/17 17:00	11/07/17 02:14	7440-66-6	
6020 MET ICPMS	Analytical Method: EPA 6020 Preparation Method: EPA 3010								
Antimony	**0.50 U**	ug/L	1.0	0.50	1	11/01/17 17:00	11/03/17 17:45	7440-36-0	
Arsenic	**0.50 U**	ug/L	1.0	0.50	1	11/01/17 17:00	11/03/17 17:45	7440-38-2	
Lead	**0.50 U**	ug/L	1.0	0.50	1	11/01/17 17:00	11/03/17 17:45	7439-92-1	
Selenium	**0.50 U**	ug/L	1.0	0.50	1	11/01/17 17:00	11/03/17 17:45	7782-49-2	
Silver	**0.050 U**	ug/L	0.10	0.050	1	11/01/17 17:00	11/03/17 17:45	7440-22-4	
Thallium	**0.50 U**	ug/L	1.0	0.50	1	11/01/17 17:00	11/03/17 17:45	7440-28-0	
8260 MSV Low Level	Analytical Method: EPA 8260								
Acetone	**31.8**	ug/L	25.0	10.0	1		11/13/17 22:28	67-64-1	Q
Benzene	**0.25 U**	ug/L	1.0	0.25	1		11/13/17 22:28	71-43-2	Q
Bromobenzene	**0.30 U**	ug/L	1.0	0.30	1		11/13/17 22:28	108-86-1	Q
Bromochloromethane	**0.17 U**	ug/L	1.0	0.17	1		11/13/17 22:28	74-97-5	Q
Bromodichloromethane	**0.18 U**	ug/L	1.0	0.18	1		11/13/17 22:28	75-27-4	Q
Bromoform	**0.26 U**	ug/L	1.0	0.26	1		11/13/17 22:28	75-25-2	Q
Bromomethane	**0.29 U**	ug/L	2.0	0.29	1		11/13/17 22:28	74-83-9	Q
2-Butanone (MEK)	**4.0 I**	ug/L	5.0	0.96	1		11/13/17 22:28	78-93-3	Q
Carbon tetrachloride	**0.25 U**	ug/L	1.0	0.25	1		11/13/17 22:28	56-23-5	Q
Chlorobenzene	**0.23 U**	ug/L	1.0	0.23	1		11/13/17 22:28	108-90-7	Q
Chloroethane	**0.54 U**	ug/L	1.0	0.54	1		11/13/17 22:28	75-00-3	Q
Chloroform	**0.14 U**	ug/L	1.0	0.14	1		11/13/17 22:28	67-66-3	Q
Chloromethane	**0.11 U**	ug/L	1.0	0.11	1		11/13/17 22:28	74-87-3	Q
2-Chlorotoluene	**0.35 U**	ug/L	1.0	0.35	1		11/13/17 22:28	95-49-8	Q
4-Chlorotoluene	**0.31 U**	ug/L	1.0	0.31	1		11/13/17 22:28	106-43-4	Q
1,2-Dibromo-3-chloropropane	**2.0 U**	ug/L	2.0	2.0	1		11/13/17 22:28	96-12-8	Q
Dibromochloromethane	**0.21 U**	ug/L	1.0	0.21	1		11/13/17 22:28	124-48-1	Q
1,2-Dibromoethane (EDB)	**0.27 U**	ug/L	1.0	0.27	1		11/13/17 22:28	106-93-4	Q

This report shall not be reproduced, except in full,
without the written consent of Pace Analytical Services, LLC.

Pace Analytical Services, LLC
8 East Tower Circle
Ormond Beach, FL 32174
(386)672-5668

ANALYTICAL RESULTS

Project: Lena Rd Landfill
Pace Project No.: 35344625

Sample: Field Blank 103117 **Lab ID: 35345091004** Collected: 10/31/17 13:40 Received: 10/31/17 16:25 Matrix: Water

Parameters	Results	Units	PQL	MDL	DF	Prepared	Analyzed	CAS No.	Qual
8260 MSV Low Level	Analytical Method: EPA 8260								
Dibromomethane	**0.21 U**	ug/L	1.0	0.21	1		11/13/17 22:28	74-95-3	Q
1,2-Dichlorobenzene	**0.30 U**	ug/L	1.0	0.30	1		11/13/17 22:28	95-50-1	Q
1,3-Dichlorobenzene	**0.24 U**	ug/L	1.0	0.24	1		11/13/17 22:28	541-73-1	Q
1,4-Dichlorobenzene	**0.33 U**	ug/L	1.0	0.33	1		11/13/17 22:28	106-46-7	Q
Dichlorodifluoromethane	**0.21 U**	ug/L	1.0	0.21	1		11/13/17 22:28	75-71-8	Q
1,1-Dichloroethane	**0.32 U**	ug/L	1.0	0.32	1		11/13/17 22:28	75-34-3	Q
1,2-Dichloroethane	**0.24 U**	ug/L	1.0	0.24	1		11/13/17 22:28	107-06-2	Q
1,1-Dichloroethene	**0.56 U**	ug/L	1.0	0.56	1		11/13/17 22:28	75-35-4	Q
cis-1,2-Dichloroethene	**0.19 U**	ug/L	1.0	0.19	1		11/13/17 22:28	156-59-2	Q
trans-1,2-Dichloroethene	**0.49 U**	ug/L	1.0	0.49	1		11/13/17 22:28	156-60-5	Q
1,2-Dichloropropane	**0.27 U**	ug/L	1.0	0.27	1		11/13/17 22:28	78-87-5	Q
1,3-Dichloropropane	**0.28 U**	ug/L	1.0	0.28	1		11/13/17 22:28	142-28-9	Q
2,2-Dichloropropane	**0.13 U**	ug/L	1.0	0.13	1		11/13/17 22:28	594-20-7	Q
1,1-Dichloropropene	**0.49 U**	ug/L	1.0	0.49	1		11/13/17 22:28	563-58-6	Q
cis-1,3-Dichloropropene	**0.13 U**	ug/L	1.0	0.13	1		11/13/17 22:28	10061-01-5	Q
trans-1,3-Dichloropropene	**0.26 U**	ug/L	1.0	0.26	1		11/13/17 22:28	10061-02-6	Q
Diisopropyl ether	**0.12 U**	ug/L	1.0	0.12	1		11/13/17 22:28	108-20-3	Q
Ethylbenzene	**0.30 U**	ug/L	1.0	0.30	1		11/13/17 22:28	100-41-4	Q
Hexachloro-1,3-butadiene	**0.71 U**	ug/L	1.0	0.71	1		11/13/17 22:28	87-68-3	Q
2-Hexanone	**0.90 I**	ug/L	5.0	0.46	1		11/13/17 22:28	591-78-6	Q
p-Isopropyltoluene	**0.31 U**	ug/L	1.0	0.31	1		11/13/17 22:28	99-87-6	Q
Methylene Chloride	**0.97 U**	ug/L	2.0	0.97	1		11/13/17 22:28	75-09-2	Q
4-Methyl-2-pentanone (MIBK)	**0.33 U**	ug/L	5.0	0.33	1		11/13/17 22:28	108-10-1	Q
Methyl-tert-butyl ether	**0.21 U**	ug/L	1.0	0.21	1		11/13/17 22:28	1634-04-4	Q
Naphthalene	**0.24 U**	ug/L	1.0	0.24	1		11/13/17 22:28	91-20-3	Q
Styrene	**0.26 U**	ug/L	1.0	0.26	1		11/13/17 22:28	100-42-5	Q
1,1,1,2-Tetrachloroethane	**0.33 U**	ug/L	1.0	0.33	1		11/13/17 22:28	630-20-6	Q
1,1,2,2-Tetrachloroethane	**0.40 U**	ug/L	1.0	0.40	1		11/13/17 22:28	79-34-5	Q
Tetrachloroethene	**0.46 U**	ug/L	1.0	0.46	1		11/13/17 22:28	127-18-4	Q
Toluene	**0.26 U**	ug/L	1.0	0.26	1		11/13/17 22:28	108-88-3	Q
1,2,3-Trichlorobenzene	**0.33 U**	ug/L	1.0	0.33	1		11/13/17 22:28	87-61-6	Q
1,2,4-Trichlorobenzene	**0.35 U**	ug/L	1.0	0.35	1		11/13/17 22:28	120-82-1	Q
1,1,1-Trichloroethane	**0.48 U**	ug/L	1.0	0.48	1		11/13/17 22:28	71-55-6	Q
1,1,2-Trichloroethane	**0.29 U**	ug/L	1.0	0.29	1		11/13/17 22:28	79-00-5	Q
Trichloroethene	**0.47 U**	ug/L	1.0	0.47	1		11/13/17 22:28	79-01-6	Q
Trichlorofluoromethane	**0.20 U**	ug/L	1.0	0.20	1		11/13/17 22:28	75-69-4	Q
1,2,3-Trichloropropane	**0.41 U**	ug/L	1.0	0.41	1		11/13/17 22:28	96-18-4	Q
Vinyl acetate	**0.35 U**	ug/L	2.0	0.35	1		11/13/17 22:28	108-05-4	Q
Vinyl chloride	**0.62 U**	ug/L	1.0	0.62	1		11/13/17 22:28	75-01-4	Q
Xylene (Total)	**1.0 U**	ug/L	1.0	1.0	1		11/13/17 22:28	1330-20-7	
m&p-Xylene	**0.66 U**	ug/L	2.0	0.66	1		11/13/17 22:28	179601-23-1	Q
o-Xylene	**0.23 U**	ug/L	1.0	0.23	1		11/13/17 22:28	95-47-6	Q
Surrogates									
4-Bromofluorobenzene (S)	94	%	70-130		1		11/13/17 22:28	460-00-4	
1,2-Dichloroethane-d4 (S)	98	%	70-130		1		11/13/17 22:28	17060-07-0	
Toluene-d8 (S)	110	%	70-130		1		11/13/17 22:28	2037-26-5	

This report shall not be reproduced, except in full,
without the written consent of Pace Analytical Services, LLC.

Pace Analytical Services, LLC
8 East Tower Circle
Ormond Beach, FL 32174
(386)672-5668

ANALYTICAL RESULTS

Project: Lena Rd Landfill
Pace Project No.: 35344625

Sample: Field Blank 103117 **Lab ID: 35345091004** Collected: 10/31/17 13:40 Received: 10/31/17 16:25 Matrix: Water

Parameters	Results	Units	PQL	MDL	DF	Prepared	Analyzed	CAS No.	Qual
1631E Mercury,Low Level Tampa	Analytical Method: EPA 1631E Preparation Method: EPA 1631E								
Mercury	**0.25 U**	ng/L	0.50	0.25	1	11/10/17 19:45	11/11/17 15:32	7439-97-6	
2540C Total Dissolved Solids	Analytical Method: SM 2540C								
Total Dissolved Solids	**6.0**	mg/L	5.0	5.0	1		11/06/17 09:41		
2540D Total Suspended Solids	Analytical Method: SM 2540D								
Total Suspended Solids	**1.0**	mg/L	1.0	1.0	1		11/04/17 13:29		
5210B BOD, 5 day	Analytical Method: SM 5210B								
BOD, 5 day	**2.0 U**	mg/L	2.0	2.0	1	11/01/17 09:56	11/06/17 12:04		
Chlorophyll & Pheophytin	Analytical Method: SM10200 Preparation Method: SM10200								
Chlorophyll a	**2.2 U**	mg/m3	5.0	2.2	1	11/01/17 07:05	11/07/17 16:34		
Chlorophyll b	**2.2 U**	mg/m3	5.0	2.2	1	11/01/17 07:05	11/07/17 16:34		
Chlorophyll c	**2.2 U**	mg/m3	5.0	2.2	1	11/01/17 07:05	11/07/17 16:34		
Chlorophyll a (Corrected)	**2.2 U**	mg/m3	5.0	2.2	1	11/01/17 07:05	11/07/17 16:34		
Pheophytin	**2.2 U**	mg/m3	5.0	2.2	1	11/01/17 07:05	11/07/17 16:34		
Total Nitrogen Calculation	Analytical Method: TKN+NOx Calculation								
Total Nitrogen	**0.086 U**	mg/L	0.50	0.086	1		11/16/17 09:26		
350.1 Ammonia	Analytical Method: EPA 350.1								
Nitrogen, Ammonia	**0.020 U**	mg/L	0.050	0.020	1		11/14/17 16:05	7664-41-7	
351.2 Total Kjeldahl Nitrogen	Analytical Method: EPA 351.2 Preparation Method: EPA 351.2								
Nitrogen, Kjeldahl, Total	**0.086 U**	mg/L	0.50	0.086	1	11/10/17 08:45	11/15/17 17:04	7727-37-9	
353.2 Nitrogen, NO2/NO3 unpres	Analytical Method: EPA 353.2								
Nitrogen, NO2 plus NO3	**0.033 U**	mg/L	0.050	0.033	1		11/01/17 09:00		
Nitrogen, Nitrate	**0.025 U**	mg/L	0.050	0.025	1		11/01/17 09:00	14797-55-8	
365.4 Phosphorus, Total	Analytical Method: EPA 365.4 Preparation Method: EPA 365.4								
Phosphorus, Total (as P)	**0.050 U**	mg/L	0.10	0.050	1	11/10/17 08:45	11/15/17 17:04	7723-14-0	
410.4 COD	Analytical Method: EPA 410.4 Preparation Method: EPA 410.4								
Chemical Oxygen Demand	**12.5 U**	mg/L	20.0	12.5	1	11/13/17 17:10	11/13/17 20:08		
5310B TOC	Analytical Method: SM 5310B								
Total Organic Carbon	**0.50 U**	mg/L	1.0	0.50	1		11/10/17 08:46	7440-44-0	
Un-ionized Ammonia, Ammonium	Analytical Method: FLDEP SOP 10/03/83								
Nitrogen, Ammonia (Unionized)	**0.035 U**	mg/L	0.050	0.035	1		11/21/17 16:53		

This report shall not be reproduced, except in full,
without the written consent of Pace Analytical Services, LLC.

Pace Analytical Services, LLC
8 East Tower Circle
Ormond Beach, FL 32174
(386)672-5668

ANALYTICAL RESULTS

Project: Lena Rd Landfill
Pace Project No.: 35344625

Sample: Trip Blank 1 103117 **Lab ID: 35345091005** Collected: 10/31/17 14:15 Received: 10/31/17 16:25 Matrix: Water

Parameters	Results	Units	PQL	MDL	DF	Prepared	Analyzed	CAS No.	Qual
8011 GCS EDB and DBCP	Analytical Method: EPA 8011 Preparation Method: EPA 8011								
1,2-Dibromo-3-chloropropane	**0.0061 U**	ug/L	0.019	0.0061	1	11/09/17 17:40	11/17/17 04:09	96-12-8	Q
1,2-Dibromoethane (EDB)	**0.0072 U**	ug/L	0.0096	0.0072	1	11/09/17 17:40	11/17/17 04:09	106-93-4	Q

This report shall not be reproduced, except in full,
without the written consent of Pace Analytical Services, LLC.

Pace Analytical Services, LLC
8 East Tower Circle
Ormond Beach, FL 32174
(386)672-5668

ANALYTICAL RESULTS

Project: Lena Rd Landfill
Pace Project No.: 35344625

Sample: Trip Blank 2 103117 **Lab ID: 35345091006** Collected: 10/31/17 13:00 Received: 10/31/17 16:25 Matrix: Water

Parameters	Results	Units	PQL	MDL	DF	Prepared	Analyzed	CAS No.	Qual
8011 GCS EDB and DBCP	Analytical Method: EPA 8011 Preparation Method: EPA 8011								
1,2-Dibromo-3-chloropropane	**0.0062 U**	ug/L	0.019	0.0062	1	11/09/17 17:40	11/17/17 04:23	96-12-8	Q
1,2-Dibromoethane (EDB)	**0.0073 U**	ug/L	0.0097	0.0073	1	11/09/17 17:40	11/17/17 04:23	106-93-4	Q

This report shall not be reproduced, except in full,
without the written consent of Pace Analytical Services, LLC.

Pace Analytical Services, LLC
8 East Tower Circle
Ormond Beach, FL 32174
(386)672-5668

ANALYTICAL RESULTS

Project: Lena Rd Landfill
Pace Project No.: 35344625

Sample: SW-2 LL Hg Blank **Lab ID: 35345091007** Collected: 10/31/17 12:55 Received: 10/31/17 16:25 Matrix: Water

Parameters	Results	Units	PQL	MDL	DF	Prepared	Analyzed	CAS No.	Qual
1631E Mercury,Low Level Tampa	Analytical Method: EPA 1631E Preparation Method: EPA 1631E								
Mercury	**0.25 U**	ng/L	0.50	0.25	1	11/10/17 19:45	11/11/17 15:37	7439-97-6	

This report shall not be reproduced, except in full,
without the written consent of Pace Analytical Services, LLC.

Pace Analytical Services, LLC
8 East Tower Circle
Ormond Beach, FL 32174
(386)672-5668

ANALYTICAL RESULTS

Project: Lena Rd Landfill
Pace Project No.: 35344625

Sample: SW-1 LL Hg Blank **Lab ID: 35345091008** Collected: 10/31/17 14:00 Received: 10/31/17 16:25 Matrix: Water

Parameters	Results	Units	PQL	MDL	DF	Prepared	Analyzed	CAS No.	Qual
1631E Mercury,Low Level Tampa	Analytical Method: EPA 1631E Preparation Method: EPA 1631E								
Mercury	**0.25 U**	ng/L	0.50	0.25	1	11/10/17 19:45	11/11/17 15:42	7439-97-6	

This report shall not be reproduced, except in full,
without the written consent of Pace Analytical Services, LLC.

Pace Analytical Services, LLC
8 East Tower Circle
Ormond Beach, FL 32174
(386)672-5668

ANALYTICAL RESULTS

Project: Lena Rd Landfill
Pace Project No.: 35344625

Sample: EQ Blank LL Hg Blank **Lab ID: 35345091009** Collected: 10/31/17 13:40 Received: 10/31/17 16:25 Matrix: Water

Parameters	Results	Units	PQL	MDL	DF	Prepared	Analyzed	CAS No.	Qual
1631E Mercury,Low Level Tampa	Analytical Method: EPA 1631E Preparation Method: EPA 1631E								
Mercury	**0.25 U**	ng/L	0.50	0.25	1	11/11/17 18:20	11/14/17 13:52	7439-97-6	

This report shall not be reproduced, except in full,
without the written consent of Pace Analytical Services, LLC.

Pace Analytical Services, LLC
8 East Tower Circle
Ormond Beach, FL 32174
(386)672-5668

ANALYTICAL RESULTS

Project: Lena Rd Landfill
Pace Project No.: 35344625

Sample: SW-2 Dup LL Hg Blank **Lab ID: 35345091010** Collected: 10/31/17 14:00 Received: 10/31/17 16:25 Matrix: Water

Parameters	Results	Units	PQL	MDL	DF	Prepared	Analyzed	CAS No.	Qual
1631E Mercury,Low Level Tampa	Analytical Method: EPA 1631E Preparation Method: EPA 1631E								
Mercury	**0.25 U**	ng/L	0.50	0.25	1	11/11/17 18:20	11/14/17 14:07	7439-97-6	

This report shall not be reproduced, except in full,
without the written consent of Pace Analytical Services, LLC.

Pace Analytical Services, LLC
8 East Tower Circle
Ormond Beach, FL 32174
(386)672-5668

ANALYTICAL RESULTS

Project: Lena Rd Landfill
Pace Project No.: 35344625

Sample: SW-1 **Lab ID: 35350726001** Collected: 11/29/17 12:30 Received: 11/29/17 13:45 Matrix: Water

Parameters	Results	Units	PQL	MDL	DF	Prepared	Analyzed	CAS No.	Qual
Field Data	Analytical Method:								
Field pH	**6.84**	Std. Units			1		11/29/17 12:30		
Field Temperature	**22.7**	deg C			1		11/29/17 12:30		
Field Specific Conductance	**546**	umhos/cm			1		11/29/17 12:30		
Oxygen, Dissolved	**3.51**	mg/L			1		11/29/17 12:30	7782-44-7	
Turbidity	**11.7**	NTU			1		11/29/17 12:30		
8011 GCS EDB and DBCP	Analytical Method: EPA 8011 Preparation Method: EPA 8011								
1,2-Dibromo-3-chloropropane	**0.0065 U**	ug/L	0.020	0.0065	1	12/01/17 15:56	12/06/17 15:02	96-12-8	
1,2-Dibromoethane (EDB)	**0.0076 U**	ug/L	0.010	0.0076	1	12/01/17 15:56	12/06/17 15:02	106-93-4	

This report shall not be reproduced, except in full,
without the written consent of Pace Analytical Services, LLC.

Pace Analytical Services, LLC
8 East Tower Circle
Ormond Beach, FL 32174
(386)672-5668

ANALYTICAL RESULTS

Project: Lena Rd Landfill
Pace Project No.: 35344625

Sample: SW-2 **Lab ID: 35350726002** Collected: 11/29/17 12:00 Received: 11/29/17 13:45 Matrix: Water

Parameters	Results	Units	PQL	MDL	DF	Prepared	Analyzed	CAS No.	Qual
Field Data	Analytical Method:								
Field pH	**6.26**	Std. Units			1		11/29/17 12:00		
Field Temperature	**22.8**	deg C			1		11/29/17 12:00		
Field Specific Conductance	**753**	umhos/cm			1		11/29/17 12:00		
Oxygen, Dissolved	**1.59**	mg/L			1		11/29/17 12:00	7782-44-7	
Turbidity	**2.66**	NTU			1		11/29/17 12:00		
8011 GCS EDB and DBCP	Analytical Method: EPA 8011 Preparation Method: EPA 8011								
1,2-Dibromo-3-chloropropane	**0.0063 U**	ug/L	0.020	0.0063	1	12/01/17 15:56	12/06/17 15:17	96-12-8	
1,2-Dibromoethane (EDB)	**0.0074 U**	ug/L	0.0099	0.0074	1	12/01/17 15:56	12/06/17 15:17	106-93-4	

This report shall not be reproduced, except in full,
without the written consent of Pace Analytical Services, LLC.

Pace Analytical Services, LLC
8 East Tower Circle
Ormond Beach, FL 32174
(386)672-5668

ANALYTICAL RESULTS

Project: Lena Rd Landfill
Pace Project No.: 35344625

Sample: SW-1 DUP **Lab ID: 35350726003** Collected: 11/29/17 12:30 Received: 11/29/17 13:45 Matrix: Water

Parameters	Results	Units	PQL	MDL	DF	Prepared	Analyzed	CAS No.	Qual
8011 GCS EDB and DBCP	Analytical Method: EPA 8011 Preparation Method: EPA 8011								
1,2-Dibromo-3-chloropropane	**0.0063 U**	ug/L	0.020	0.0063	1	12/01/17 15:56	12/06/17 15:32	96-12-8	
1,2-Dibromoethane (EDB)	**0.0074 U**	ug/L	0.0099	0.0074	1	12/01/17 15:56	12/06/17 15:32	106-93-4	

This report shall not be reproduced, except in full,
without the written consent of Pace Analytical Services, LLC.

Pace Analytical Services, LLC
8 East Tower Circle
Ormond Beach, FL 32174
(386)672-5668

ANALYTICAL RESULTS

Project: Lena Rd Landfill
Pace Project No.: 35344625

Sample: Field Blank 112917 **Lab ID: 35350726004** Collected: 11/29/17 12:15 Received: 11/29/17 13:45 Matrix: Water

Parameters	Results	Units	PQL	MDL	DF	Prepared	Analyzed	CAS No.	Qual
8011 GCS EDB and DBCP	Analytical Method: EPA 8011 Preparation Method: EPA 8011								
1,2-Dibromo-3-chloropropane	**0.0063 U**	ug/L	0.020	0.0063	1	12/01/17 15:56	12/06/17 15:47	96-12-8	
1,2-Dibromoethane (EDB)	**0.0074 U**	ug/L	0.0099	0.0074	1	12/01/17 15:56	12/06/17 15:47	106-93-4	

This report shall not be reproduced, except in full,
without the written consent of Pace Analytical Services, LLC.

Pace Analytical Services, LLC
8 East Tower Circle
Ormond Beach, FL 32174
(386)672-5668

ANALYTICAL RESULTS

Project: Lena Rd Landfill
Pace Project No.: 35344625

Sample: Trip Blank 112917 **Lab ID: 35350726005** Collected: 11/29/17 12:00 Received: 11/29/17 13:45 Matrix: Water

Parameters	Results	Units	PQL	MDL	DF	Prepared	Analyzed	CAS No.	Qual
8011 GCS EDB and DBCP	Analytical Method: EPA 8011 Preparation Method: EPA 8011								
1,2-Dibromo-3-chloropropane	**0.0064 U**	ug/L	0.020	0.0064	1	12/01/17 15:56	12/06/17 16:01	96-12-8	
1,2-Dibromoethane (EDB)	**0.0075 U**	ug/L	0.010	0.0075	1	12/01/17 15:56	12/06/17 16:01	106-93-4	

This report shall not be reproduced, except in full,
without the written consent of Pace Analytical Services, LLC.

Pace Analytical Services, LLC
8 East Tower Circle
Ormond Beach, FL 32174
(386)672-5668

QUALITY CONTROL DATA

Project: Lena Rd Landfill
Pace Project No.: 35344625

QC Batch: 402454 | Analysis Method: EPA 7470
QC Batch Method: EPA 7470 | Analysis Description: 7470 Mercury
Associated Lab Samples: 35344625001, 35344625002, 35344625003, 35344625004, 35344625005, 35344625006, 35344625007, 35344625008, 35344625009, 35344625010, 35344625011, 35344625012

METHOD BLANK: 2196748 | Matrix: Water
Associated Lab Samples: 35344625001, 35344625002, 35344625003, 35344625004, 35344625005, 35344625006, 35344625007, 35344625008, 35344625009, 35344625010, 35344625011, 35344625012

Parameter	Units	Blank Result	Reporting Limit	MDL	Analyzed	Qualifiers
Mercury	ug/L	0.10 U	0.20	0.10	11/03/17 09:34	

LABORATORY CONTROL SAMPLE: 2196749

Parameter	Units	Spike Conc.	LCS Result	LCS % Rec	% Rec Limits	Qualifiers
Mercury	ug/L	2	1.9	96	80-120	

MATRIX SPIKE & MATRIX SPIKE DUPLICATE: 2196750 2196751

Parameter	Units	35344347001 Result	MS Spike Conc.	MSD Spike Conc.	MS Result	MSD Result	MS % Rec	MSD % Rec	% Rec Limits	RPD	Max RPD	Qual
Mercury	ug/L	0.10 U	2	2	2.0	2.0	98	101	75-125	3	20	

Results presented on this page are in the units indicated by the "Units" column except where an alternate unit is presented to the right of the result.

REPORT OF LABORATORY ANALYSIS

This report shall not be reproduced, except in full,
without the written consent of Pace Analytical Services, LLC.

Pace Analytical Services, LLC
8 East Tower Circle
Ormond Beach, FL 32174
(386)672-5668

QUALITY CONTROL DATA

Project: Lena Rd Landfill
Pace Project No.: 35344625

QC Batch: 404111 | Analysis Method: EPA 7470
QC Batch Method: EPA 7470 | Analysis Description: 7470 Mercury
Associated Lab Samples: 35344869001, 35344869002, 35344869003, 35344869004, 35344869005, 35344869006, 35344869007, 35344869008, 35344869009, 35344869010, 35344869011, 35344869012, 35344869013, 35344869014, 35344869015, 35344869016, 35344869017

METHOD BLANK: 2205795 | Matrix: Water
Associated Lab Samples: 35344869001, 35344869002, 35344869003, 35344869004, 35344869005, 35344869006, 35344869007, 35344869008, 35344869009, 35344869010, 35344869011, 35344869012, 35344869013, 35344869014, 35344869015, 35344869016, 35344869017

Parameter	Units	Blank Result	Reporting Limit	MDL	Analyzed	Qualifiers
Mercury	ug/L	0.10 U	0.20	0.10	11/10/17 17:16	

LABORATORY CONTROL SAMPLE: 2205796

Parameter	Units	Spike Conc.	LCS Result	LCS % Rec	% Rec Limits	Qualifiers
Mercury	ug/L	2	1.9	96	80-120	

MATRIX SPIKE & MATRIX SPIKE DUPLICATE: 2205797 2205798

Parameter	Units	35344869001 Result	MS Spike Conc.	MSD Spike Conc.	MS Result	MSD Result	MS % Rec	MSD % Rec	% Rec Limits	RPD	Max RPD	Qual
Mercury	ug/L	0.10 U	2	2	1.9	1.9	94	93	75-125	1	20	

Results presented on this page are in the units indicated by the "Units" column except where an alternate unit is presented to the right of the result.

REPORT OF LABORATORY ANALYSIS

This report shall not be reproduced, except in full,
without the written consent of Pace Analytical Services, LLC.

Pace Analytical Services, LLC
8 East Tower Circle
Ormond Beach, FL 32174
(386)672-5668

QUALITY CONTROL DATA

Project: Lena Rd Landfill
Pace Project No.: 35344625

QC Batch: 404148 | Analysis Method: EPA 7470
QC Batch Method: EPA 7470 | Analysis Description: 7470 Mercury
Associated Lab Samples: 35344869018

METHOD BLANK: 2205965 | Matrix: Water
Associated Lab Samples: 35344869018

Parameter	Units	Blank Result	Reporting Limit	MDL	Analyzed	Qualifiers
Mercury	ug/L	0.10 U	0.20	0.10	11/10/17 13:54	

LABORATORY CONTROL SAMPLE: 2205966

Parameter	Units	Spike Conc.	LCS Result	LCS % Rec	% Rec Limits	Qualifiers
Mercury	ug/L	2	2.1	103	80-120	

MATRIX SPIKE & MATRIX SPIKE DUPLICATE: 2205967 2205968

Parameter	Units	35344869018 Result	MS Spike Conc.	MSD Spike Conc.	MS Result	MSD Result	MS % Rec	MSD % Rec	% Rec Limits	RPD	Max RPD	Qual
Mercury	ug/L	0.10 U	2	2	2.1	2.1	102	104	75-125	1	20	

Results presented on this page are in the units indicated by the "Units" column except where an alternate unit is presented to the right of the result.

REPORT OF LABORATORY ANALYSIS

This report shall not be reproduced, except in full,
without the written consent of Pace Analytical Services, LLC.

Pace Analytical Services, LLC
8 East Tower Circle
Ormond Beach, FL 32174
(386)672-5668

QUALITY CONTROL DATA

Project: Lena Rd Landfill
Pace Project No.: 35344625

QC Batch: 401817 | Analysis Method: EPA 6010
QC Batch Method: EPA 3010 | Analysis Description: 6010 MET
Associated Lab Samples: 35344625001, 35344625002, 35344625003, 35344625004, 35344625005, 35344625006, 35344625007, 35344625008, 35344625009, 35344625010, 35344625011, 35344625012

METHOD BLANK: 2193483 | Matrix: Water
Associated Lab Samples: 35344625001, 35344625002, 35344625003, 35344625004, 35344625005, 35344625006, 35344625007, 35344625008, 35344625009, 35344625010, 35344625011, 35344625012

Parameter	Units	Blank Result	Reporting Limit	MDL	Analyzed	Qualifiers
Barium	ug/L	5.0 U	10.0	5.0	11/02/17 19:01	
Beryllium	ug/L	0.50 U	1.0	0.50	11/01/17 21:34	
Cadmium	ug/L	0.50 U	1.0	0.50	11/02/17 19:01	
Chromium	ug/L	2.5 U	5.0	2.5	11/02/17 19:01	
Cobalt	ug/L	5.0 U	10.0	5.0	11/02/17 19:01	
Copper	ug/L	2.5 U	5.0	2.5	11/01/17 21:34	
Iron	ug/L	20.4 I	40.0	20.0	11/01/17 21:34	
Nickel	ug/L	2.5 U	5.0	2.5	11/02/17 19:01	
Silver	ug/L	2.5 U	5.0	2.5	11/02/17 19:01	
Sodium	mg/L	0.50 U	1.0	0.50	11/02/17 19:01	
Vanadium	ug/L	5.0 U	10.0	5.0	11/02/17 19:01	
Zinc	ug/L	10.0 U	20.0	10.0	11/02/17 19:01	

LABORATORY CONTROL SAMPLE: 2193484

Parameter	Units	Spike Conc.	LCS Result	LCS % Rec	% Rec Limits	Qualifiers
Barium	ug/L	250	255	102	80-120	
Beryllium	ug/L	25	25.2	101	80-120	
Cadmium	ug/L	25	26.2	105	80-120	
Chromium	ug/L	250	258	103	80-120	
Cobalt	ug/L	250	267	107	80-120	
Copper	ug/L	250	258	103	80-120	
Iron	ug/L	2500	2610	105	80-120	
Nickel	ug/L	250	272	109	80-120	
Silver	ug/L	25	27.6	111	80-120	
Sodium	mg/L	12.5	12.9	103	80-120	
Vanadium	ug/L	250	252	101	80-120	
Zinc	ug/L	1250	1360	109	80-120	

MATRIX SPIKE & MATRIX SPIKE DUPLICATE: 2193485 2193486

Parameter	Units	35344625002 Result	MS Spike Conc.	MSD Spike Conc.	MS Result	MSD Result	MS % Rec	MSD % Rec	% Rec Limits	RPD	Max RPD	Qual
Barium	ug/L	13.1	250	250	265	273	101	104	75-125	3	20	
Beryllium	ug/L	0.50 U	25	25	25.4	25.6	102	102	75-125	0	20	
Cadmium	ug/L	0.50 U	25	25	25.4	26.0	102	104	75-125	2	20	
Chromium	ug/L	2.5 U	250	250	260	262	103	104	75-125	1	20	

Results presented on this page are in the units indicated by the "Units" column except where an alternate unit is presented to the right of the result.

REPORT OF LABORATORY ANALYSIS

This report shall not be reproduced, except in full,
without the written consent of Pace Analytical Services, LLC.

Pace Analytical Services, LLC
8 East Tower Circle
Ormond Beach, FL 32174
(386)672-5668

QUALITY CONTROL DATA

Project: Lena Rd Landfill
Pace Project No.: 35344625

MATRIX SPIKE & MATRIX SPIKE DUPLICATE: 2193485 2193486

Parameter	Units	35344625002 Result	MS Spike Conc.	MSD Spike Conc.	MS Result	MSD Result	MS % Rec	MSD % Rec	% Rec Limits	RPD	Max RPD	Qual
Cobalt	ug/L	5.0 U	250	250	262	267	105	107	75-125	2	20	
Copper	ug/L	2.5 U	250	250	265	266	105	106	75-125	0	20	
Iron	ug/L	877	2500	2500	3490	3580	105	108	75-125	3	20	
Nickel	ug/L	2.5 U	250	250	264	270	105	108	75-125	3	20	
Silver	ug/L	2.5 U	25	25	27.6	28.0	110	112	75-125	2	20	
Sodium	mg/L	2.9	12.5	12.5	15.9	16.3	104	107	75-125	3	20	
Vanadium	ug/L	11.6	250	250	264	265	101	102	75-125	0	20	
Zinc	ug/L	10.0 U	1250	1250	1330	1360	106	108	75-125	2	20	

Results presented on this page are in the units indicated by the "Units" column except where an alternate unit is presented to the right of the result.

This report shall not be reproduced, except in full,
without the written consent of Pace Analytical Services, LLC.

Pace Analytical Services, LLC
8 East Tower Circle
Ormond Beach, FL 32174
(386)672-5668

QUALITY CONTROL DATA

Project: Lena Rd Landfill
Pace Project No.: 35344625

QC Batch: 402317 | Analysis Method: EPA 6010
QC Batch Method: EPA 3010 | Analysis Description: 6010 MET
Associated Lab Samples: 35344869001, 35344869002, 35344869003, 35344869004, 35344869005, 35344869006, 35344869007, 35344869008, 35344869009, 35344869010, 35344869011, 35344869012

METHOD BLANK: 2195951 | Matrix: Water
Associated Lab Samples: 35344869001, 35344869002, 35344869003, 35344869004, 35344869005, 35344869006, 35344869007, 35344869008, 35344869009, 35344869010, 35344869011, 35344869012

Parameter	Units	Blank Result	Reporting Limit	MDL	Analyzed	Qualifiers
Antimony	ug/L	7.5 U	15.0	7.5	11/06/17 18:42	
Arsenic	ug/L	5.0 U	10.0	5.0	11/06/17 18:42	
Barium	ug/L	5.0 U	10.0	5.0	11/06/17 18:42	
Beryllium	ug/L	0.50 U	1.0	0.50	11/06/17 02:26	
Cadmium	ug/L	0.50 U	1.0	0.50	11/06/17 18:42	
Chromium	ug/L	2.5 U	5.0	2.5	11/06/17 18:42	
Cobalt	ug/L	5.0 U	10.0	5.0	11/06/17 18:42	
Copper	ug/L	2.5 U	5.0	2.5	11/06/17 18:42	
Iron	ug/L	20.0 U	40.0	20.0	11/06/17 02:26	
Lead	ug/L	5.0 U	10.0	5.0	11/06/17 18:42	
Nickel	ug/L	2.5 U	5.0	2.5	11/06/17 18:42	
Selenium	ug/L	7.5 U	15.0	7.5	11/06/17 18:42	
Silver	ug/L	2.5 U	5.0	2.5	11/06/17 18:42	
Sodium	mg/L	0.50 U	1.0	0.50	11/06/17 18:42	
Vanadium	ug/L	5.0 U	10.0	5.0	11/06/17 18:42	
Zinc	ug/L	10.0 U	20.0	10.0	11/06/17 18:42	

LABORATORY CONTROL SAMPLE: 2195952

Parameter	Units	Spike Conc.	LCS Result	LCS % Rec	% Rec Limits	Qualifiers
Antimony	ug/L	250	277	111	80-120	
Arsenic	ug/L	250	277	111	80-120	
Barium	ug/L	250	285	114	80-120	
Beryllium	ug/L	25	26.5	106	80-120	
Cadmium	ug/L	25	28.0	112	80-120	
Chromium	ug/L	250	276	110	80-120	
Cobalt	ug/L	250	279	111	80-120	
Copper	ug/L	250	259	104	80-120	
Iron	ug/L	2500	2760	110	80-120	
Lead	ug/L	250	276	110	80-120	
Nickel	ug/L	250	283	113	80-120	
Selenium	ug/L	250	278	111	80-120	
Silver	ug/L	25	27.3	109	80-120	
Sodium	mg/L	12.5	14.0	112	80-120	
Vanadium	ug/L	250	278	111	80-120	
Zinc	ug/L	1250	1390	111	80-120	

Results presented on this page are in the units indicated by the "Units" column except where an alternate unit is presented to the right of the result.

This report shall not be reproduced, except in full,
without the written consent of Pace Analytical Services, LLC.

Pace Analytical Services, LLC
8 East Tower Circle
Ormond Beach, FL 32174
(386)672-5668

QUALITY CONTROL DATA

Project: Lena Rd Landfill
Pace Project No.: 35344625

MATRIX SPIKE & MATRIX SPIKE DUPLICATE: 2195953 2195954

Parameter	Units	35344878001 Result	MS Spike Conc.	MSD Spike Conc.	MS Result	MSD Result	MS % Rec	MSD % Rec	% Rec Limits	RPD	Max RPD	Qual
Antimony	ug/L	7.5 U	250	250	292	292	116	116	75-125	0	20	
Arsenic	ug/L	5.0 U	250	250	292	289	116	115	75-125	1	20	
Barium	ug/L	107	250	250	410	410	121	121	75-125	0	20	
Beryllium	ug/L	0.50 U	25	25	27.4	27.3	109	109	75-125	0	20	
Cadmium	ug/L	0.50 U	25	25	28.8	28.7	114	114	75-125	0	20	
Chromium	ug/L	2.5 U	250	250	288	283	115	113	75-125	2	20	
Cobalt	ug/L	5.0 U	250	250	290	287	116	115	75-125	1	20	
Copper	ug/L	2.9 I	250	250	290	288	115	114	75-125	1	20	
Iron	ug/L	99.7	2500	2500	2890	2850	112	110	75-125	1	20	
Lead	ug/L	5.0 U	250	250	296	294	118	117	75-125	1	20	
Nickel	ug/L	2.5 U	250	250	297	292	119	117	75-125	2	20	
Selenium	ug/L	7.5 U	250	250	268	260	106	103	75-125	3	20	
Silver	ug/L	2.5 U	25	25	29.4	29.0	117	116	75-125	1	20	
Sodium	mg/L	40600 ug/L	12.5	12.5	54.5	54.9	111	114	75-125	1	20	
Vanadium	ug/L	5.0 U	250	250	298	292	118	116	75-125	2	20	
Zinc	ug/L	10.0 U	1250	1250	1440	1420	115	113	75-125	1	20	

Results presented on this page are in the units indicated by the "Units" column except where an alternate unit is presented to the right of the result.

This report shall not be reproduced, except in full,
without the written consent of Pace Analytical Services, LLC.

Pace Analytical Services, LLC
8 East Tower Circle
Ormond Beach, FL 32174
(386)672-5668

QUALITY CONTROL DATA

Project: Lena Rd Landfill
Pace Project No.: 35344625

QC Batch: 402447 | Analysis Method: EPA 6010
QC Batch Method: EPA 3010 | Analysis Description: 6010 MET
Associated Lab Samples: 35344869013, 35344869014, 35344869015, 35344869016, 35344869017, 35344869018

METHOD BLANK: 2196742 | Matrix: Water
Associated Lab Samples: 35344869013, 35344869014, 35344869015, 35344869016, 35344869017, 35344869018

Parameter	Units	Blank Result	Reporting Limit	MDL	Analyzed	Qualifiers
Antimony	ug/L	7.5 U	15.0	7.5	11/02/17 10:35	
Arsenic	ug/L	5.0 U	10.0	5.0	11/02/17 10:35	
Barium	ug/L	5.0 U	10.0	5.0	11/02/17 10:35	
Beryllium	ug/L	0.50 U	1.0	0.50	11/02/17 10:35	
Cadmium	ug/L	0.50 U	1.0	0.50	11/02/17 10:35	
Chromium	ug/L	2.5 U	5.0	2.5	11/02/17 10:35	
Cobalt	ug/L	5.0 U	10.0	5.0	11/02/17 10:35	
Copper	ug/L	2.5 U	5.0	2.5	11/02/17 10:35	
Iron	ug/L	20.0 U	40.0	20.0	11/02/17 10:35	
Lead	ug/L	5.0 U	10.0	5.0	11/02/17 10:35	
Nickel	ug/L	2.5 U	5.0	2.5	11/02/17 10:35	
Selenium	ug/L	7.5 U	15.0	7.5	11/02/17 10:35	
Silver	ug/L	2.5 U	5.0	2.5	11/02/17 10:35	
Sodium	mg/L	0.50 U	1.0	0.50	11/02/17 10:35	
Vanadium	ug/L	5.0 U	10.0	5.0	11/02/17 10:35	
Zinc	ug/L	10.0 U	20.0	10.0	11/02/17 10:35	

LABORATORY CONTROL SAMPLE: 2196743

Parameter	Units	Spike Conc.	LCS Result	LCS % Rec	% Rec Limits	Qualifiers
Antimony	ug/L	250	264	106	80-120	
Arsenic	ug/L	250	255	102	80-120	
Barium	ug/L	250	263	105	80-120	
Beryllium	ug/L	25	26.0	104	80-120	
Cadmium	ug/L	25	27.0	108	80-120	
Chromium	ug/L	250	256	103	80-120	
Cobalt	ug/L	250	267	107	80-120	
Copper	ug/L	250	256	103	80-120	
Iron	ug/L	2500	2570	103	80-120	
Lead	ug/L	250	272	109	80-120	
Nickel	ug/L	250	267	107	80-120	
Selenium	ug/L	250	278	111	80-120	
Silver	ug/L	25	27.7	111	80-120	
Sodium	mg/L	12.5	12.3	98	80-120	
Vanadium	ug/L	250	256	102	80-120	
Zinc	ug/L	1250	1330	106	80-120	

Results presented on this page are in the units indicated by the "Units" column except where an alternate unit is presented to the right of the result.

This report shall not be reproduced, except in full,
without the written consent of Pace Analytical Services, LLC.

Pace Analytical Services, LLC
8 East Tower Circle
Ormond Beach, FL 32174
(386)672-5668

QUALITY CONTROL DATA

Project: Lena Rd Landfill
Pace Project No.: 35344625

MATRIX SPIKE & MATRIX SPIKE DUPLICATE: 2196744 2196745

Parameter	Units	35344758001 Result	MS Spike Conc.	MSD Spike Conc.	MS Result	MSD Result	MS % Rec	MSD % Rec	% Rec Limits	RPD	Max RPD	Qual
Antimony	ug/L	7.5 U	250	250	268	268	107	107	75-125	0	20	
Arsenic	ug/L	5.0 U	250	250	267	269	106	106	75-125	0	20	
Barium	ug/L	66.6	250	250	333	327	107	104	75-125	2	20	
Beryllium	ug/L	0.50 U	25	25	26.8	26.1	107	104	75-125	3	20	
Cadmium	ug/L	0.50 U	25	25	26.3	26.6	105	106	75-125	1	20	
Chromium	ug/L	4.7 I	250	250	267	262	105	103	75-125	2	20	
Cobalt	ug/L	5.0 U	250	250	265	265	106	106	75-125	0	20	
Copper	ug/L	2.5 U	250	250	270	261	107	104	75-125	3	20	
Iron	ug/L	886	2500	2500	3590	3460	108	103	75-125	4	20	
Lead	ug/L	5.0 U	250	250	266	265	106	106	75-125	0	20	
Nickel	ug/L	2.5 U	250	250	267	266	106	105	75-125	1	20	
Selenium	ug/L	9.7 I	250	250	275	273	106	105	75-125	1	20	
Silver	ug/L	2.5 U	25	25	27.9	27.9	108	109	75-125	0	20	
Sodium	mg/L	38900 ug/L	12.5	12.5	50.5	49.0	92	81	75-125	3	20	
Vanadium	ug/L	5.0 U	250	250	270	262	107	104	75-125	3	20	
Zinc	ug/L	10.0 U	1250	1250	1340	1330	107	106	75-125	1	20	

Results presented on this page are in the units indicated by the "Units" column except where an alternate unit is presented to the right of the result.

This report shall not be reproduced, except in full,
without the written consent of Pace Analytical Services, LLC.

Pace Analytical Services, LLC
8 East Tower Circle
Ormond Beach, FL 32174
(386)672-5668

QUALITY CONTROL DATA

Project: Lena Rd Landfill
Pace Project No.: 35344625

QC Batch: 402591 | Analysis Method: EPA 6010
QC Batch Method: EPA 3010 | Analysis Description: 6010 MET
Associated Lab Samples: 35345091001, 35345091002, 35345091003, 35345091004

METHOD BLANK: 2197709 | Matrix: Water
Associated Lab Samples: 35345091001, 35345091002, 35345091003, 35345091004

Parameter	Units	Blank Result	Reporting Limit	MDL	Analyzed	Qualifiers
Barium	ug/L	5.0 U	10.0	5.0	11/09/17 01:09	
Beryllium	ug/L	0.50 U	1.0	0.50	11/06/17 23:43	
Cadmium	ug/L	0.50 U	1.0	0.50	11/09/17 01:09	
Calcium	ug/L	250 U	500	250	11/09/17 01:09	
Chromium	ug/L	2.5 U	5.0	2.5	11/09/17 01:09	
Cobalt	ug/L	5.0 U	10.0	5.0	11/09/17 01:09	
Copper	ug/L	2.5 U	5.0	2.5	11/09/17 01:09	
Iron	ug/L	20.0 U	40.0	20.0	11/09/17 01:09	
Magnesium	ug/L	250 U	500	250	11/09/17 01:09	
Nickel	ug/L	2.5 U	5.0	2.5	11/09/17 01:09	
Tot Hardness asCaCO3 (SM 2340B	ug/L	1600 U	3210	1600	11/09/17 01:09	
Vanadium	ug/L	5.0 U	10.0	5.0	11/09/17 01:09	
Zinc	ug/L	10.0 U	20.0	10.0	11/09/17 01:09	

LABORATORY CONTROL SAMPLE: 2197710

Parameter	Units	Spike Conc.	LCS Result	LCS % Rec	% Rec Limits	Qualifiers
Barium	ug/L	250	267	107	80-120	
Beryllium	ug/L	25	26.2	105	80-120	
Cadmium	ug/L	25	26.7	107	80-120	
Calcium	ug/L	12500	12700	102	80-120	
Chromium	ug/L	250	262	105	80-120	
Cobalt	ug/L	250	261	105	80-120	
Copper	ug/L	250	250	100	80-120	
Iron	ug/L	2500	2500	100	80-120	
Magnesium	ug/L	12500	12600	101	80-120	
Nickel	ug/L	250	269	108	80-120	
Tot Hardness asCaCO3 (SM 2340B	ug/L	82700	83700	101	80-120	
Vanadium	ug/L	250	258	103	80-120	
Zinc	ug/L	1250	1310	105	80-120	

MATRIX SPIKE & MATRIX SPIKE DUPLICATE: 2197711 2197712

Parameter	Units	35345018001 Result	MS Spike Conc.	MSD Spike Conc.	MS Result	MSD Result	MS % Rec	MSD % Rec	% Rec Limits	RPD	Max RPD	Qual
Barium	ug/L	7.5 I	250	250	278	278	108	108	75-125	0	20	
Beryllium	ug/L	0.50 U	25	25	26.1	26.0	104	103	75-125	0	20	
Cadmium	ug/L	0.50 U	25	25	27.0	27.2	108	108	75-125	1	20	

Results presented on this page are in the units indicated by the "Units" column except where an alternate unit is presented to the right of the result.

REPORT OF LABORATORY ANALYSIS

This report shall not be reproduced, except in full,
without the written consent of Pace Analytical Services, LLC.

Pace Analytical Services, LLC
8 East Tower Circle
Ormond Beach, FL 32174
(386)672-5668

QUALITY CONTROL DATA

Project: Lena Rd Landfill
Pace Project No.: 35344625

MATRIX SPIKE & MATRIX SPIKE DUPLICATE: 2197711 2197712

Parameter	Units	35345018001 Result	MS Spike Conc.	MSD Spike Conc.	MS Result	MSD Result	MS % Rec	MSD % Rec	% Rec Limits	RPD	Max RPD	Qual
Calcium	ug/L	23100	12500	12500	35600	35000	100	95	75-125	2	20	
Chromium	ug/L	2.5 U	250	250	262	264	105	105	75-125	1	20	
Cobalt	ug/L	5.0 U	250	250	266	265	106	106	75-125	0	20	
Copper	ug/L	4.2 I	250	250	255	255	100	100	75-125	0	20	
Iron	ug/L	20.0 U	2500	2500	2550	2520	102	100	75-125	1	20	
Magnesium	ug/L	13300	12500	12500	26600	26600	106	106	75-125	0	20	
Nickel	ug/L	2.5 U	250	250	272	276	108	110	75-125	1	20	
Tot Hardness asCaCO3 (SM 2340B	ug/L	113 mg/L	82700	82700	198000	197000	104	102	75-125	1	20	
Vanadium	ug/L	5.0 U	250	250	264	268	104	106	75-125	1	20	
Zinc	ug/L	10.0 U	1250	1250	1320	1320	106	105	75-125	1	20	

Results presented on this page are in the units indicated by the "Units" column except where an alternate unit is presented to the right of the result.

This report shall not be reproduced, except in full,
without the written consent of Pace Analytical Services, LLC.

Pace Analytical Services, LLC
8 East Tower Circle
Ormond Beach, FL 32174
(386)672-5668

QUALITY CONTROL DATA

Project: Lena Rd Landfill
Pace Project No.: 35344625

QC Batch: 403422 | Analysis Method: EPA 6010
QC Batch Method: EPA 3010 | Analysis Description: 6010 MET
Associated Lab Samples: 35344625006, 35344625007, 35344625011

METHOD BLANK: 2202232 | Matrix: Water
Associated Lab Samples: 35344625006, 35344625007, 35344625011

Parameter	Units	Blank Result	Reporting Limit	MDL	Analyzed	Qualifiers
Barium	ug/L	5.0 U	10.0	5.0	11/09/17 11:04	
Iron	ug/L	20.0 U	40.0	20.0	11/08/17 13:08	

LABORATORY CONTROL SAMPLE: 2202233

Parameter	Units	Spike Conc.	LCS Result	LCS % Rec	% Rec Limits	Qualifiers
Barium	ug/L	250	258	103	80-120	
Iron	ug/L	2500	2510	100	80-120	

MATRIX SPIKE & MATRIX SPIKE DUPLICATE: 2202234 2202235

Parameter	Units	35344625006 Result	MS Spike Conc.	MSD Spike Conc.	MS Result	MSD Result	MS % Rec	MSD % Rec	% Rec Limits	RPD	Max RPD	Qual
Barium	ug/L	11.7	250	250	643	663	253	260	75-125	3	20	J(M1)
Iron	ug/L	93.9	2500	2500	171000	176000	6830	7060	75-125	3	20	J(M1)

Results presented on this page are in the units indicated by the "Units" column except where an alternate unit is presented to the right of the result.

REPORT OF LABORATORY ANALYSIS

This report shall not be reproduced, except in full,
without the written consent of Pace Analytical Services, LLC.

Pace Analytical Services, LLC
8 East Tower Circle
Ormond Beach, FL 32174
(386)672-5668

QUALITY CONTROL DATA

Project: Lena Rd Landfill
Pace Project No.: 35344625

QC Batch: 401816 | Analysis Method: EPA 6020
QC Batch Method: EPA 3010 | Analysis Description: 6020 MET
Associated Lab Samples: 35344625001, 35344625002, 35344625003, 35344625004, 35344625005, 35344625006, 35344625007, 35344625008, 35344625009, 35344625010, 35344625011, 35344625012

METHOD BLANK: 2193479 | Matrix: Water
Associated Lab Samples: 35344625001, 35344625002, 35344625003, 35344625004, 35344625005, 35344625006, 35344625007, 35344625008, 35344625009, 35344625010, 35344625011, 35344625012

Parameter	Units	Blank Result	Reporting Limit	MDL	Analyzed	Qualifiers
Antimony	ug/L	0.50 U	1.0	0.50	10/30/17 17:14	
Arsenic	ug/L	0.50 U	1.0	0.50	10/30/17 17:14	
Lead	ug/L	0.50 U	1.0	0.50	10/30/17 17:14	
Selenium	ug/L	0.50 U	1.0	0.50	10/30/17 17:14	
Thallium	ug/L	0.50 U	1.0	0.50	10/30/17 17:14	

LABORATORY CONTROL SAMPLE: 2193480

Parameter	Units	Spike Conc.	LCS Result	LCS % Rec	% Rec Limits	Qualifiers
Antimony	ug/L	50	49.4	99	80-120	
Arsenic	ug/L	50	51.0	102	80-120	
Lead	ug/L	50	51.2	102	80-120	
Selenium	ug/L	50	50.2	100	80-120	
Thallium	ug/L	50	50.8	102	80-120	

MATRIX SPIKE & MATRIX SPIKE DUPLICATE: 2193481 2193482

Parameter	Units	Result	MS Spike Conc.	MSD Spike Conc.	MS Result	MSD Result	MS % Rec	MSD % Rec	% Rec Limits	RPD	Max RPD	Qual
Antimony	ug/L	0.65 I	50	50	49.3	49.5	97	98	75-125	0	20	
Arsenic	ug/L	1.9	50	50	53.2	52.7	103	102	75-125	1	20	
Lead	ug/L	0.50 U	50	50	47.9	47.6	96	95	75-125	1	20	
Selenium	ug/L	2.3	50	50	51.4	51.4	98	98	75-125	0	20	
Thallium	ug/L	0.50 U	50	50	49.0	48.1	98	96	75-125	2	20	

Results presented on this page are in the units indicated by the "Units" column except where an alternate unit is presented to the right of the result.

This report shall not be reproduced, except in full,
without the written consent of Pace Analytical Services, LLC.

Pace Analytical Services, LLC
8 East Tower Circle
Ormond Beach, FL 32174
(386)672-5668

QUALITY CONTROL DATA

Project: Lena Rd Landfill
Pace Project No.: 35344625

QC Batch: 402601 | Analysis Method: EPA 6020
QC Batch Method: EPA 3010 | Analysis Description: 6020 MET
Associated Lab Samples: 35345091001, 35345091002, 35345091003, 35345091004

METHOD BLANK: 2197788 | Matrix: Water
Associated Lab Samples: 35345091001, 35345091002, 35345091003, 35345091004

Parameter	Units	Blank Result	Reporting Limit	MDL	Analyzed	Qualifiers
Antimony	ug/L	0.50 U	1.0	0.50	11/02/17 14:49	
Arsenic	ug/L	0.50 U	1.0	0.50	11/02/17 14:49	
Lead	ug/L	0.50 U	1.0	0.50	11/02/17 14:49	
Selenium	ug/L	0.50 U	1.0	0.50	11/02/17 14:49	
Silver	ug/L	0.050 U	0.10	0.050	11/02/17 14:49	
Thallium	ug/L	0.50 U	1.0	0.50	11/02/17 14:49	

LABORATORY CONTROL SAMPLE: 2197789

Parameter	Units	Spike Conc.	LCS Result	LCS % Rec	% Rec Limits	Qualifiers
Antimony	ug/L	50	49.3	99	80-120	
Arsenic	ug/L	50	52.2	104	80-120	
Lead	ug/L	50	51.5	103	80-120	
Selenium	ug/L	50	51.9	104	80-120	
Silver	ug/L	5	5.3	105	80-120	
Thallium	ug/L	50	51.1	102	80-120	

MATRIX SPIKE & MATRIX SPIKE DUPLICATE: 2197790 2197792

Parameter	Units	35344816002 Result	MS Spike Conc.	MSD Spike Conc.	MS Result	MSD Result	MS % Rec	MSD % Rec	% Rec Limits	RPD	Max RPD	Qual
Antimony	ug/L	0.77 I	50	50	48.9	48.6	96	96	75-125	1	20	
Arsenic	ug/L	7.0	50	50	57.3	56.2	101	98	75-125	2	20	
Lead	ug/L	0.50 U	50	50	51.6	51.2	103	102	75-125	1	20	
Selenium	ug/L	1.0 I	50	50	51.6	51.2	101	100	75-125	1	20	
Silver	ug/L	0.050 U	5	5	5.1	5.0	103	101	75-125	2	20	
Thallium	ug/L	0.50 U	50	50	52.1	51.8	104	103	75-125	1	20	

Results presented on this page are in the units indicated by the "Units" column except where an alternate unit is presented to the right of the result.

REPORT OF LABORATORY ANALYSIS

This report shall not be reproduced, except in full,
without the written consent of Pace Analytical Services, LLC.

Pace Analytical Services, LLC
8 East Tower Circle
Ormond Beach, FL 32174
(386)672-5668

QUALITY CONTROL DATA

Project: Lena Rd Landfill
Pace Project No.: 35344625

QC Batch: 385657 | Analysis Method: EPA 8260
QC Batch Method: EPA 8260 | Analysis Description: 8260 MSV Low Level
Associated Lab Samples: 35344869001, 35344869002, 35344869003, 35344869004, 35344869005, 35344869006, 35344869007, 35344869008, 35344869009, 35344869010, 35344869011, 35344869012, 35344869013, 35344869014, 35344869015, 35344869016, 35344869017, 35344869018

METHOD BLANK: 2138904 | Matrix: Water
Associated Lab Samples: 35344869001, 35344869002, 35344869003, 35344869004, 35344869005, 35344869006, 35344869007, 35344869008, 35344869009, 35344869010, 35344869011, 35344869012, 35344869013, 35344869014, 35344869015, 35344869016, 35344869017, 35344869018

Parameter	Units	Blank Result	Reporting Limit	MDL	Analyzed	Qualifiers
1,1,1,2-Tetrachloroethane	ug/L	0.33 U	1.0	0.33	11/07/17 16:42	
1,1,1-Trichloroethane	ug/L	0.48 U	1.0	0.48	11/07/17 16:42	
1,1,2,2-Tetrachloroethane	ug/L	0.40 U	1.0	0.40	11/07/17 16:42	
1,1,2-Trichloroethane	ug/L	0.29 U	1.0	0.29	11/07/17 16:42	
1,1-Dichloroethane	ug/L	0.32 U	1.0	0.32	11/07/17 16:42	
1,1-Dichloroethene	ug/L	0.56 U	1.0	0.56	11/07/17 16:42	
1,1-Dichloropropene	ug/L	0.49 U	1.0	0.49	11/07/17 16:42	
1,2,3-Trichloropropane	ug/L	0.41 U	1.0	0.41	11/07/17 16:42	
1,2-Dichlorobenzene	ug/L	0.30 U	1.0	0.30	11/07/17 16:42	
1,2-Dichloroethane	ug/L	0.24 U	1.0	0.24	11/07/17 16:42	
1,2-Dichloropropane	ug/L	0.27 U	1.0	0.27	11/07/17 16:42	
1,4-Dichlorobenzene	ug/L	0.33 U	1.0	0.33	11/07/17 16:42	
2-Butanone (MEK)	ug/L	0.96 U	5.0	0.96	11/07/17 16:42	
2-Hexanone	ug/L	0.46 U	5.0	0.46	11/07/17 16:42	
4-Methyl-2-pentanone (MIBK)	ug/L	0.33 U	5.0	0.33	11/07/17 16:42	
Acetone	ug/L	10.0 U	25.0	10.0	11/07/17 16:42	
Acrylonitrile	ug/L	1.9 U	10.0	1.9	11/07/17 16:42	
Benzene	ug/L	0.25 U	1.0	0.25	11/07/17 16:42	
Bromochloromethane	ug/L	0.17 U	1.0	0.17	11/07/17 16:42	
Bromodichloromethane	ug/L	0.18 U	1.0	0.18	11/07/17 16:42	
Bromoform	ug/L	0.26 U	1.0	0.26	11/07/17 16:42	
Bromomethane	ug/L	0.29 U	2.0	0.29	11/07/17 16:42	
Carbon disulfide	ug/L	1.2 U	2.0	1.2	11/07/17 16:42	
Carbon tetrachloride	ug/L	0.25 U	1.0	0.25	11/07/17 16:42	
Chlorobenzene	ug/L	0.23 U	1.0	0.23	11/07/17 16:42	
Chloroethane	ug/L	0.54 U	1.0	0.54	11/07/17 16:42	
Chloroform	ug/L	0.14 U	1.0	0.14	11/07/17 16:42	
Chloromethane	ug/L	0.11 U	1.0	0.11	11/07/17 16:42	
cis-1,2-Dichloroethene	ug/L	0.19 U	1.0	0.19	11/07/17 16:42	
cis-1,3-Dichloropropene	ug/L	0.13 U	1.0	0.13	11/07/17 16:42	
Dibromochloromethane	ug/L	0.21 U	1.0	0.21	11/07/17 16:42	
Dibromomethane	ug/L	0.21 U	1.0	0.21	11/07/17 16:42	
Ethylbenzene	ug/L	0.30 U	1.0	0.30	11/07/17 16:42	
Iodomethane	ug/L	0.32 U	5.0	0.32	11/07/17 16:42	
Methylene Chloride	ug/L	0.97 U	2.0	0.97	11/07/17 16:42	
Styrene	ug/L	0.26 U	1.0	0.26	11/07/17 16:42	
Tetrachloroethene	ug/L	0.46 U	1.0	0.46	11/07/17 16:42	
Toluene	ug/L	0.26 U	1.0	0.26	11/07/17 16:42	

Results presented on this page are in the units indicated by the "Units" column except where an alternate unit is presented to the right of the result.

This report shall not be reproduced, except in full,
without the written consent of Pace Analytical Services, LLC.

Pace Analytical Services, LLC
8 East Tower Circle
Ormond Beach, FL 32174
(386)672-5668

QUALITY CONTROL DATA

Project: Lena Rd Landfill
Pace Project No.: 35344625

METHOD BLANK: 2138904 Matrix: Water

Associated Lab Samples: 35344869001, 35344869002, 35344869003, 35344869004, 35344869005, 35344869006, 35344869007, 35344869008, 35344869009, 35344869010, 35344869011, 35344869012, 35344869013, 35344869014, 35344869015, 35344869016, 35344869017, 35344869018

Parameter	Units	Blank Result	Reporting Limit	MDL	Analyzed	Qualifiers
trans-1,2-Dichloroethene	ug/L	0.49 U	1.0	0.49	11/07/17 16:42	
trans-1,3-Dichloropropene	ug/L	0.26 U	1.0	0.26	11/07/17 16:42	
trans-1,4-Dichloro-2-butene	ug/L	1.0 U	1.0	1.0	11/07/17 16:42	
Trichloroethene	ug/L	0.47 U	1.0	0.47	11/07/17 16:42	
Trichlorofluoromethane	ug/L	0.20 U	1.0	0.20	11/07/17 16:42	
Vinyl acetate	ug/L	0.35 U	2.0	0.35	11/07/17 16:42	
Vinyl chloride	ug/L	0.62 U	1.0	0.62	11/07/17 16:42	
Xylene (Total)	ug/L	1.0 U	1.0	1.0	11/07/17 16:42	
1,2-Dichloroethane-d4 (S)	%	105	70-130		11/07/17 16:42	
4-Bromofluorobenzene (S)	%	102	70-130		11/07/17 16:42	
Toluene-d8 (S)	%	104	70-130		11/07/17 16:42	

LABORATORY CONTROL SAMPLE: 2138905

Parameter	Units	Spike Conc.	LCS Result	LCS % Rec	% Rec Limits	Qualifiers
1,1,1,2-Tetrachloroethane	ug/L	50	51.2	102	70-130	
1,1,1-Trichloroethane	ug/L	50	52.8	106	70-130	
1,1,2,2-Tetrachloroethane	ug/L	50	56.0	112	70-130	
1,1,2-Trichloroethane	ug/L	50	46.5	93	70-130	
1,1-Dichloroethane	ug/L	50	59.0	118	70-130	
1,1-Dichloroethene	ug/L	50	55.7	111	70-132	
1,1-Dichloropropene	ug/L	50	51.2	102	70-130	
1,2,3-Trichloropropane	ug/L	50	57.1	114	70-130	
1,2-Dichlorobenzene	ug/L	50	50.0	100	70-130	
1,2-Dichloroethane	ug/L	50	50.2	100	70-130	
1,2-Dichloropropane	ug/L	50	51.6	103	70-130	
1,4-Dichlorobenzene	ug/L	50	48.3	97	70-130	
2-Butanone (MEK)	ug/L	100	92.5	92	70-145	
2-Hexanone	ug/L	100	104	104	70-144	
4-Methyl-2-pentanone (MIBK)	ug/L	100	102	102	70-140	
Acetone	ug/L	100	125	125	50-175	
Acrylonitrile	ug/L	250	256	102	70-143	
Benzene	ug/L	50	51.2	102	70-130	
Bromochloromethane	ug/L	50	52.9	106	70-130	
Bromodichloromethane	ug/L	50	50.9	102	70-130	
Bromoform	ug/L	50	56.7	113	70-130	
Bromomethane	ug/L	50	82.5	165	54-130	
Carbon disulfide	ug/L	50	57.3	115	70-131	
Carbon tetrachloride	ug/L	50	52.0	104	70-132	
Chlorobenzene	ug/L	50	48.0	96	70-130	
Chloroethane	ug/L	50	45.7	91	64-134	
Chloroform	ug/L	50	47.9	96	70-130	

Results presented on this page are in the units indicated by the "Units" column except where an alternate unit is presented to the right of the result.

This report shall not be reproduced, except in full,
without the written consent of Pace Analytical Services, LLC.

Pace Analytical Services, LLC
8 East Tower Circle
Ormond Beach, FL 32174
(386)672-5668

QUALITY CONTROL DATA

Project: Lena Rd Landfill
Pace Project No.: 35344625

LABORATORY CONTROL SAMPLE: 2138905

Parameter	Units	Spike Conc.	LCS Result	LCS % Rec	% Rec Limits	Qualifiers
Chloromethane	ug/L	50	52.6	105	64-130	
cis-1,2-Dichloroethene	ug/L	50	55.4	111	70-131	
cis-1,3-Dichloropropene	ug/L	50	52.6	105	70-130	
Dibromochloromethane	ug/L	50	56.9	114	70-130	
Dibromomethane	ug/L	50	48.6	97	70-131	
Ethylbenzene	ug/L	50	47.5	95	70-130	
Iodomethane	ug/L	100	103	103	49-180	
Methylene Chloride	ug/L	50	64.9	130	63-130	
Styrene	ug/L	50	52.8	106	70-130	
Tetrachloroethene	ug/L	50	54.4	109	70-130	
Toluene	ug/L	50	47.9	96	70-130	
trans-1,2-Dichloroethene	ug/L	50	59.7	119	70-130	
trans-1,3-Dichloropropene	ug/L	50	52.6	105	70-132	
trans-1,4-Dichloro-2-butene	ug/L	50	63.1	126	70-141	
Trichloroethene	ug/L	50	47.5	95	70-130	
Trichlorofluoromethane	ug/L	50	48.2	96	62-133	
Vinyl acetate	ug/L	100	117	117	66-157	
Vinyl chloride	ug/L	50	54.9	110	50-150	
Xylene (Total)	ug/L	150	151	101	70-130	
1,2-Dichloroethane-d4 (S)	%			114	70-130	
4-Bromofluorobenzene (S)	%			111	70-130	
Toluene-d8 (S)	%			92	70-130	

MATRIX SPIKE SAMPLE: 2138907

Parameter	Units	35344869002 Result	Spike Conc.	MS Result	MS % Rec	% Rec Limits	Qualifiers
1,1,1,2-Tetrachloroethane	ug/L	0.33 U	20	20.7	103	70-130	
1,1,1-Trichloroethane	ug/L	0.48 U	20	20.4	102	70-130	
1,1,2,2-Tetrachloroethane	ug/L	0.40 U	20	18.7	93	70-130	
1,1,2-Trichloroethane	ug/L	0.29 U	20	19.8	99	70-130	
1,1-Dichloroethane	ug/L	0.32 U	20	19.0	95	70-130	
1,1-Dichloroethene	ug/L	0.56 U	20	20.8	104	70-166	
1,1-Dichloropropene	ug/L	0.49 U	20	21.4	107	70-130	
1,2,3-Trichloropropane	ug/L	0.41 U	20	18.5	93	70-130	
1,2-Dichlorobenzene	ug/L	0.30 U	20	20.7	104	70-130	
1,2-Dichloroethane	ug/L	0.24 U	20	20.0	100	70-130	
1,2-Dichloropropane	ug/L	0.27 U	20	20.8	104	70-130	
1,4-Dichlorobenzene	ug/L	0.33 U	20	20.5	102	70-130	
2-Butanone (MEK)	ug/L	0.96 U	40	36.2	91	70-130	
2-Hexanone	ug/L	0.46 U	40	28.5	71	70-130	
4-Methyl-2-pentanone (MIBK)	ug/L	0.33 U	40	32.0	80	70-130	
Acetone	ug/L	10.0 U	40	31.1	78	70-130	
Acrylonitrile	ug/L	1.9 U	100	85.3	85	70-130	
Benzene	ug/L	0.25 U	20	21.8	109	70-148	
Bromochloromethane	ug/L	0.17 U	20	22.0	110	70-130	

Results presented on this page are in the units indicated by the "Units" column except where an alternate unit is presented to the right of the result.

This report shall not be reproduced, except in full,
without the written consent of Pace Analytical Services, LLC.

Pace Analytical Services, LLC
8 East Tower Circle
Ormond Beach, FL 32174
(386)672-5668

QUALITY CONTROL DATA

Project: Lena Rd Landfill
Pace Project No.: 35344625

MATRIX SPIKE SAMPLE: 2138907

Parameter	Units	35344869002 Result	Spike Conc.	MS Result	MS % Rec	% Rec Limits	Qualifiers
Bromodichloromethane	ug/L	0.18 U	20	19.9	100	70-130	
Bromoform	ug/L	0.26 U	20	18.0	90	70-130	
Bromomethane	ug/L	0.29 U	20	22.7	114	70-130	
Carbon disulfide	ug/L	1.2 U	20	21.6	108	70-130	
Carbon tetrachloride	ug/L	0.25 U	20	21.8	109	70-130	
Chlorobenzene	ug/L	0.23 U	20	20.7	104	70-146	
Chloroethane	ug/L	0.54 U	20	17.8	89	70-130	
Chloroform	ug/L	0.14 U	20	19.7	99	70-130	
Chloromethane	ug/L	0.11 U	20	12.3	62	70-130	
cis-1,2-Dichloroethene	ug/L	0.19 U	20	20.4	102	70-130	
cis-1,3-Dichloropropene	ug/L	0.13 U	20	18.6	93	70-130	
Dibromochloromethane	ug/L	0.21 U	20	20.3	101	70-130	
Dibromomethane	ug/L	0.21 U	20	20.0	100	70-130	
Ethylbenzene	ug/L	0.30 U	20	20.7	103	70-130	
Iodomethane	ug/L	0.32 U	40	49.9	125	70-130	
Methylene Chloride	ug/L	0.97 U	20	17.0	85	70-130	
Styrene	ug/L	0.26 U	20	20.9	105	70-130	
Tetrachloroethene	ug/L	0.46 U	20	21.2	106	70-130	
Toluene	ug/L	0.26 U	20	20.2	101	70-155	
trans-1,2-Dichloroethene	ug/L	0.49 U	20	20.5	103	70-130	
trans-1,3-Dichloropropene	ug/L	0.26 U	20	18.5	93	70-130	
trans-1,4-Dichloro-2-butene	ug/L	1.0 U	20	8.3	41	70-130	
Trichloroethene	ug/L	0.47 U	20	20.1	100	69-151	
Trichlorofluoromethane	ug/L	0.20 U	20	19.5	97	70-130	
Vinyl acetate	ug/L	0.35 U	40	34.8	87	70-130	
Vinyl chloride	ug/L	0.62 U	20	19.8	99	70-130	
1,2-Dichloroethane-d4 (S)	%				100	70-130	
4-Bromofluorobenzene (S)	%				101	70-130	
Toluene-d8 (S)	%				98	70-130	

SAMPLE DUPLICATE: 2138906

Parameter	Units	35344869001 Result	Dup Result	RPD	Max RPD	Qualifiers
1,1,1,2-Tetrachloroethane	ug/L	0.33 U	0.33 U		30	
1,1,1-Trichloroethane	ug/L	0.48 U	0.48 U		30	
1,1,2,2-Tetrachloroethane	ug/L	0.40 U	0.40 U		30	
1,1,2-Trichloroethane	ug/L	0.29 U	0.29 U		30	
1,1-Dichloroethane	ug/L	0.32 U	0.32 U		30	
1,1-Dichloroethene	ug/L	0.56 U	0.56 U		30	
1,1-Dichloropropene	ug/L	0.49 U	0.49 U		30	
1,2,3-Trichloropropane	ug/L	0.41 U	0.41 U		30	
1,2-Dichlorobenzene	ug/L	0.30 U	0.30 U		30	
1,2-Dichloroethane	ug/L	0.24 U	0.24 U		30	
1,2-Dichloropropane	ug/L	0.27 U	0.27 U		30	
1,4-Dichlorobenzene	ug/L	0.33 U	0.33 U		30	

Results presented on this page are in the units indicated by the "Units" column except where an alternate unit is presented to the right of the result.

This report shall not be reproduced, except in full,
without the written consent of Pace Analytical Services, LLC.

Pace Analytical Services, LLC
8 East Tower Circle
Ormond Beach, FL 32174
(386)672-5668

QUALITY CONTROL DATA

Project: Lena Rd Landfill
Pace Project No.: 35344625

SAMPLE DUPLICATE: 2138906

Parameter	Units	35344869001 Result	Dup Result	RPD	Max RPD	Qualifiers
2-Butanone (MEK)	ug/L	0.96 U	0.96 U		30	
2-Hexanone	ug/L	0.46 U	0.46 U		30	
4-Methyl-2-pentanone (MIBK)	ug/L	0.33 U	0.33 U		30	
Acetone	ug/L	10.0 U	10.0 U		30	
Acrylonitrile	ug/L	1.9 U	1.9 U		30	
Benzene	ug/L	0.25 U	0.25 U		30	
Bromochloromethane	ug/L	0.17 U	0.17 U		30	
Bromodichloromethane	ug/L	0.18 U	0.18 U		30	
Bromoform	ug/L	0.26 U	0.26 U		30	
Bromomethane	ug/L	0.29 U	0.29 U		30	
Carbon disulfide	ug/L	1.2 U	1.2 U		30	
Carbon tetrachloride	ug/L	0.25 U	0.25 U		30	
Chlorobenzene	ug/L	0.23 U	0.23 U		30	
Chloroethane	ug/L	0.54 U	0.54 U		30	
Chloroform	ug/L	0.14 U	0.14 U		30	
Chloromethane	ug/L	0.11 U	0.11 U		30	
cis-1,2-Dichloroethene	ug/L	0.19 U	0.19 U		30	
cis-1,3-Dichloropropene	ug/L	0.13 U	0.13 U		30	
Dibromochloromethane	ug/L	0.21 U	0.21 U		30	
Dibromomethane	ug/L	0.21 U	0.21 U		30	
Ethylbenzene	ug/L	0.30 U	0.30 U		30	
Iodomethane	ug/L	0.32 U	0.32 U		30	
Methylene Chloride	ug/L	0.97 U	0.97 U		30	
Styrene	ug/L	0.26 U	0.26 U		30	
Tetrachloroethene	ug/L	0.46 U	0.46 U		30	
Toluene	ug/L	0.26 U	0.26 U		30	
trans-1,2-Dichloroethene	ug/L	0.49 U	0.49 U		30	
trans-1,3-Dichloropropene	ug/L	0.26 U	0.26 U		30	
trans-1,4-Dichloro-2-butene	ug/L	1.0 U	1.0 U		30	
Trichloroethene	ug/L	0.47 U	0.47 U		30	
Trichlorofluoromethane	ug/L	0.20 U	0.20 U		30	
Vinyl acetate	ug/L	0.35 U	0.35 U		30	
Vinyl chloride	ug/L	0.62 U	0.62 U		30	
Xylene (Total)	ug/L	1.0 U	1.0 U		30	
1,2-Dichloroethane-d4 (S)	%	109	111	2		
4-Bromofluorobenzene (S)	%	105	100	5		
Toluene-d8 (S)	%	100	98	2		

Results presented on this page are in the units indicated by the "Units" column except where an alternate unit is presented to the right of the result.

REPORT OF LABORATORY ANALYSIS

This report shall not be reproduced, except in full,
without the written consent of Pace Analytical Services, LLC.

Pace Analytical Services, LLC
8 East Tower Circle
Ormond Beach, FL 32174
(386)672-5668

QUALITY CONTROL DATA

Project: Lena Rd Landfill
Pace Project No.: 35344625

QC Batch: 385659 | Analysis Method: EPA 8260
QC Batch Method: EPA 8260 | Analysis Description: 8260 MSV Low Level
Associated Lab Samples: 35344625001, 35344625002, 35344625003, 35344625004, 35344625005, 35344625006, 35344625007, 35344625008, 35344625009, 35344625010, 35344625011, 35344625012

METHOD BLANK: 2138911 | Matrix: Water
Associated Lab Samples: 35344625001, 35344625002, 35344625003, 35344625004, 35344625005, 35344625006, 35344625007, 35344625008, 35344625009, 35344625010, 35344625011, 35344625012

Parameter	Units	Blank Result	Reporting Limit	MDL	Analyzed	Qualifiers
1,1,1-Trichloroethane	ug/L	0.48 U	1.0	0.48	11/07/17 16:58	
1,1,2,2-Tetrachloroethane	ug/L	0.40 U	1.0	0.40	11/07/17 16:58	
1,1,2-Trichloroethane	ug/L	0.29 U	1.0	0.29	11/07/17 16:58	
1,1-Dichloroethane	ug/L	0.32 U	1.0	0.32	11/07/17 16:58	
1,1-Dichloroethene	ug/L	0.56 U	1.0	0.56	11/07/17 16:58	
1,2-Dichlorobenzene	ug/L	0.30 U	1.0	0.30	11/07/17 16:58	
1,2-Dichloroethane	ug/L	0.24 U	1.0	0.24	11/07/17 16:58	
1,2-Dichloropropane	ug/L	0.27 U	1.0	0.27	11/07/17 16:58	
1,3-Dichlorobenzene	ug/L	0.24 U	1.0	0.24	11/07/17 16:58	
1,4-Dichlorobenzene	ug/L	0.33 U	1.0	0.33	11/07/17 16:58	
2-Chloroethylvinyl ether	ug/L	0.34 U	10.0	0.34	11/07/17 16:58	
Acrolein	ug/L	1.6 U	10.0	1.6	11/07/17 16:58	
Acrylonitrile	ug/L	1.9 U	10.0	1.9	11/07/17 16:58	
Benzene	ug/L	0.25 U	1.0	0.25	11/07/17 16:58	
Bromodichloromethane	ug/L	0.18 U	1.0	0.18	11/07/17 16:58	
Bromoform	ug/L	0.26 U	1.0	0.26	11/07/17 16:58	
Bromomethane	ug/L	0.29 U	2.0	0.29	11/07/17 16:58	
Carbon tetrachloride	ug/L	0.25 U	1.0	0.25	11/07/17 16:58	
Chlorobenzene	ug/L	0.23 U	1.0	0.23	11/07/17 16:58	
Chloroethane	ug/L	0.54 U	1.0	0.54	11/07/17 16:58	
Chloroform	ug/L	0.14 U	1.0	0.14	11/07/17 16:58	
Chloromethane	ug/L	0.11 U	1.0	0.11	11/07/17 16:58	
cis-1,3-Dichloropropene	ug/L	0.13 U	1.0	0.13	11/07/17 16:58	
Dibromochloromethane	ug/L	0.21 U	1.0	0.21	11/07/17 16:58	
Ethylbenzene	ug/L	0.30 U	1.0	0.30	11/07/17 16:58	
Hexachloro-1,3-butadiene	ug/L	0.71 U	1.0	0.71	11/07/17 16:58	
Methylene Chloride	ug/L	0.97 U	2.0	0.97	11/07/17 16:58	
Tetrachloroethene	ug/L	0.46 U	1.0	0.46	11/07/17 16:58	
Toluene	ug/L	0.26 U	1.0	0.26	11/07/17 16:58	
trans-1,2-Dichloroethene	ug/L	0.49 U	1.0	0.49	11/07/17 16:58	
trans-1,3-Dichloropropene	ug/L	0.26 U	1.0	0.26	11/07/17 16:58	
Trichloroethene	ug/L	0.47 U	1.0	0.47	11/07/17 16:58	
Vinyl chloride	ug/L	0.62 U	1.0	0.62	11/07/17 16:58	
1,2-Dichloroethane-d4 (S)	%	109	70-130		11/07/17 16:58	
4-Bromofluorobenzene (S)	%	101	70-130		11/07/17 16:58	
Toluene-d8 (S)	%	98	70-130		11/07/17 16:58	

Results presented on this page are in the units indicated by the "Units" column except where an alternate unit is presented to the right of the result.

This report shall not be reproduced, except in full,
without the written consent of Pace Analytical Services, LLC.

Pace Analytical Services, LLC
8 East Tower Circle
Ormond Beach, FL 32174
(386)672-5668

QUALITY CONTROL DATA

Project: Lena Rd Landfill
Pace Project No.: 35344625

LABORATORY CONTROL SAMPLE: 2138912

Parameter	Units	Spike Conc.	LCS Result	LCS % Rec	% Rec Limits	Qualifiers
1,1,1-Trichloroethane	ug/L	50	53.9	108	70-130	
1,1,2,2-Tetrachloroethane	ug/L	50	52.9	106	70-130	
1,1,2-Trichloroethane	ug/L	50	52.2	104	70-130	
1,1-Dichloroethane	ug/L	50	56.8	114	70-130	
1,1-Dichloroethene	ug/L	50	56.3	113	70-132	
1,2-Dichlorobenzene	ug/L	50	47.0	94	70-130	
1,2-Dichloroethane	ug/L	50	52.2	104	70-130	
1,2-Dichloropropane	ug/L	50	48.4	97	70-130	
1,3-Dichlorobenzene	ug/L	50	50.6	101	70-130	
1,4-Dichlorobenzene	ug/L	50	49.8	100	70-130	
2-Chloroethylvinyl ether	ug/L	100	101	101	70-130	
Acrolein	ug/L	250	353	141	70-130	
Acrylonitrile	ug/L	250	243	97	70-143	
Benzene	ug/L	50	55.7	111	70-130	
Bromodichloromethane	ug/L	50	48.6	97	70-130	
Bromoform	ug/L	50	56.9	114	70-130	
Bromomethane	ug/L	50	88.8	178	54-130	J(L1)
Carbon tetrachloride	ug/L	50	57.5	115	70-132	
Chlorobenzene	ug/L	50	49.7	99	70-130	
Chloroethane	ug/L	50	49.1	98	64-134	
Chloroform	ug/L	50	48.8	98	70-130	
Chloromethane	ug/L	50	55.1	110	64-130	
cis-1,3-Dichloropropene	ug/L	50	49.6	99	70-130	
Dibromochloromethane	ug/L	50	52.6	105	70-130	
Ethylbenzene	ug/L	50	50.0	100	70-130	
Hexachloro-1,3-butadiene	ug/L	50	54.6	109	70-130	
Methylene Chloride	ug/L	50	64.2	128	63-130	
Tetrachloroethene	ug/L	50	50.9	102	70-130	
Toluene	ug/L	50	47.2	94	70-130	
trans-1,2-Dichloroethene	ug/L	50	64.2	128	70-130	
trans-1,3-Dichloropropene	ug/L	50	54.7	109	70-132	
Trichloroethene	ug/L	50	48.0	96	70-130	
Vinyl chloride	ug/L	50	56.9	114	50-150	
1,2-Dichloroethane-d4 (S)	%			106	70-130	
4-Bromofluorobenzene (S)	%			104	70-130	
Toluene-d8 (S)	%			94	70-130	

MATRIX SPIKE SAMPLE: 2138914

Parameter	Units	35344625009 Result	Spike Conc.	MS Result	MS % Rec	% Rec Limits	Qualifiers
1,1,1-Trichloroethane	ug/L	0.48 U	20	19.0	95	70-130	
1,1,2,2-Tetrachloroethane	ug/L	0.40 U	20	17.7	89	70-130	
1,1,2-Trichloroethane	ug/L	0.29 U	20	18.1	91	70-130	
1,1-Dichloroethane	ug/L	0.32 U	20	18.5	92	70-130	
1,1-Dichloroethene	ug/L	0.56 U	20	21.8	109	70-166	

Results presented on this page are in the units indicated by the "Units" column except where an alternate unit is presented to the right of the result.

This report shall not be reproduced, except in full,
without the written consent of Pace Analytical Services, LLC.

Pace Analytical Services, LLC
8 East Tower Circle
Ormond Beach, FL 32174
(386)672-5668

QUALITY CONTROL DATA

Project: Lena Rd Landfill
Pace Project No.: 35344625

MATRIX SPIKE SAMPLE: 2138914

Parameter	Units	35344625009 Result	Spike Conc.	MS Result	MS % Rec	% Rec Limits	Qualifiers
1,2-Dichlorobenzene	ug/L	0.30 U	20	19.6	98	70-130	
1,2-Dichloroethane	ug/L	0.24 U	20	17.7	88	70-130	
1,2-Dichloropropane	ug/L	0.27 U	20	17.6	88	70-130	
1,3-Dichlorobenzene	ug/L	0.24 U	20	19.6	98	70-130	
1,4-Dichlorobenzene	ug/L	0.33 U	20	19.0	95	70-130	
2-Chloroethylvinyl ether	ug/L	0.34 U	40	0.34 U	0	70-130	
Acrolein	ug/L	1.6 U	100	77.4	77	70-130	
Acrylonitrile	ug/L	1.9 U	100	83.9	84	70-130	
Benzene	ug/L	0.25 U	20	20.2	101	70-148	
Bromodichloromethane	ug/L	0.18 U	20	17.7	89	70-130	
Bromoform	ug/L	0.26 U	20	15.5	78	70-130	
Bromomethane	ug/L	0.29 U	20	19.8	99	70-130	
Carbon tetrachloride	ug/L	0.25 U	20	20.6	103	70-130	
Chlorobenzene	ug/L	0.23 U	20	18.9	94	70-146	
Chloroethane	ug/L	0.54 U	20	16.6	83	70-130	
Chloroform	ug/L	0.14 U	20	17.9	89	70-130	
Chloromethane	ug/L	0.11 U	20	18.7	94	70-130	
cis-1,3-Dichloropropene	ug/L	0.13 U	20	16.3	82	70-130	
Dibromochloromethane	ug/L	0.21 U	20	17.5	87	70-130	
Ethylbenzene	ug/L	0.30 U	20	19.3	96	70-130	
Hexachloro-1,3-butadiene	ug/L	0.71 U	20	18.9	95	70-130	
Methylene Chloride	ug/L	0.97 U	20	17.6	88	70-130	
Tetrachloroethene	ug/L	0.46 U	20	19.8	99	70-130	
Toluene	ug/L	0.26 U	20	18.5	92	70-155	
trans-1,2-Dichloroethene	ug/L	0.49 U	20	20.3	102	70-130	
trans-1,3-Dichloropropene	ug/L	0.26 U	20	15.0	75	70-130	
Trichloroethene	ug/L	0.47 U	20	18.6	93	69-151	
Vinyl chloride	ug/L	0.62 U	20	18.7	94	70-130	
1,2-Dichloroethane-d4 (S)	%				98	70-130	
4-Bromofluorobenzene (S)	%				102	70-130	
Toluene-d8 (S)	%				96	70-130	

SAMPLE DUPLICATE: 2138913

Parameter	Units	35344625008 Result	Dup Result	RPD	Max RPD	Qualifiers
1,1,1-Trichloroethane	ug/L	0.48 U	0.48 U		30	
1,1,2,2-Tetrachloroethane	ug/L	0.40 U	0.40 U		30	
1,1,2-Trichloroethane	ug/L	0.29 U	0.29 U		30	
1,1-Dichloroethane	ug/L	0.32 U	0.32 U		30	
1,1-Dichloroethene	ug/L	0.56 U	0.56 U		30	
1,2-Dichlorobenzene	ug/L	0.30 U	0.30 U		30	
1,2-Dichloroethane	ug/L	0.24 U	0.24 U		30	
1,2-Dichloropropane	ug/L	0.27 U	0.27 U		30	
1,3-Dichlorobenzene	ug/L	0.24 U	0.24 U		30	
1,4-Dichlorobenzene	ug/L	0.33 U	0.33 U		30	

Results presented on this page are in the units indicated by the "Units" column except where an alternate unit is presented to the right of the result.

This report shall not be reproduced, except in full,
without the written consent of Pace Analytical Services, LLC.

Pace Analytical Services, LLC
8 East Tower Circle
Ormond Beach, FL 32174
(386)672-5668

QUALITY CONTROL DATA

Project: Lena Rd Landfill
Pace Project No.: 35344625

SAMPLE DUPLICATE: 2138913

Parameter	Units	35344625008 Result	Dup Result	RPD	Max RPD	Qualifiers
2-Chloroethylvinyl ether	ug/L	0.34 U	0.34 U		30	
Acrolein	ug/L	1.6 U	1.6 U		30	
Acrylonitrile	ug/L	1.9 U	1.9 U		30	
Benzene	ug/L	0.25 U	0.25 U		30	
Bromodichloromethane	ug/L	0.18 U	0.18 U		30	
Bromoform	ug/L	0.26 U	0.26 U		30	
Bromomethane	ug/L	0.29 U	0.29 U		30	
Carbon tetrachloride	ug/L	0.25 U	0.25 U		30	
Chlorobenzene	ug/L	0.23 I	0.23 U		30	
Chloroethane	ug/L	0.54 U	0.54 U		30	
Chloroform	ug/L	0.14 U	0.14 U		30	
Chloromethane	ug/L	0.11 U	0.11 U		30	
cis-1,3-Dichloropropene	ug/L	0.13 U	0.13 U		30	
Dibromochloromethane	ug/L	0.21 U	0.21 U		30	
Ethylbenzene	ug/L	0.30 U	0.30 U		30	
Hexachloro-1,3-butadiene	ug/L	0.71 U	0.71 U		30	
Methylene Chloride	ug/L	0.97 U	0.97 U		30	
Tetrachloroethene	ug/L	0.46 U	0.46 U		30	
Toluene	ug/L	0.26 U	0.26 U		30	
trans-1,2-Dichloroethene	ug/L	0.49 U	0.49 U		30	
trans-1,3-Dichloropropene	ug/L	0.26 U	0.26 U		30	
Trichloroethene	ug/L	0.47 U	0.47 U		30	
Vinyl chloride	ug/L	0.62 U	0.62 U		30	
1,2-Dichloroethane-d4 (S)	%	93	95	2		
4-Bromofluorobenzene (S)	%	101	102	1		
Toluene-d8 (S)	%	97	100	2		

Results presented on this page are in the units indicated by the "Units" column except where an alternate unit is presented to the right of the result.

This report shall not be reproduced, except in full,
without the written consent of Pace Analytical Services, LLC.

Pace Analytical Services, LLC
8 East Tower Circle
Ormond Beach, FL 32174
(386)672-5668

QUALITY CONTROL DATA

Project: Lena Rd Landfill
Pace Project No.: 35344625

QC Batch: 385681 | Analysis Method: EPA 8260
QC Batch Method: EPA 8260 | Analysis Description: 8260 MSV Low Level
Associated Lab Samples: 35345091003

METHOD BLANK: 2139050 | Matrix: Water
Associated Lab Samples: 35345091003

Parameter	Units	Blank Result	Reporting Limit	MDL	Analyzed	Qualifiers
1,1,1,2-Tetrachloroethane	ug/L	0.33 U	1.0	0.33	11/08/17 00:23	
1,1,1-Trichloroethane	ug/L	0.48 U	1.0	0.48	11/08/17 00:23	
1,1,2,2-Tetrachloroethane	ug/L	0.40 U	1.0	0.40	11/08/17 00:23	
1,1,2-Trichloroethane	ug/L	0.29 U	1.0	0.29	11/08/17 00:23	
1,1-Dichloroethane	ug/L	0.32 U	1.0	0.32	11/08/17 00:23	
1,1-Dichloroethene	ug/L	0.56 U	1.0	0.56	11/08/17 00:23	
1,2,3-Trichloropropane	ug/L	0.41 U	1.0	0.41	11/08/17 00:23	
1,2-Dichlorobenzene	ug/L	0.30 U	1.0	0.30	11/08/17 00:23	
1,2-Dichloroethane	ug/L	0.24 U	1.0	0.24	11/08/17 00:23	
1,2-Dichloropropane	ug/L	0.27 U	1.0	0.27	11/08/17 00:23	
1,4-Dichlorobenzene	ug/L	0.33 U	1.0	0.33	11/08/17 00:23	
2-Butanone (MEK)	ug/L	0.96 U	5.0	0.96	11/08/17 00:23	
2-Hexanone	ug/L	0.46 U	5.0	0.46	11/08/17 00:23	
4-Methyl-2-pentanone (MIBK)	ug/L	0.33 U	5.0	0.33	11/08/17 00:23	
Acetone	ug/L	10.0 U	25.0	10.0	11/08/17 00:23	
Acrylonitrile	ug/L	1.9 U	10.0	1.9	11/08/17 00:23	
Benzene	ug/L	0.25 U	1.0	0.25	11/08/17 00:23	
Bromochloromethane	ug/L	0.17 U	1.0	0.17	11/08/17 00:23	
Bromodichloromethane	ug/L	0.18 U	1.0	0.18	11/08/17 00:23	
Bromoform	ug/L	0.26 U	1.0	0.26	11/08/17 00:23	
Bromomethane	ug/L	0.29 U	2.0	0.29	11/08/17 00:23	
Carbon disulfide	ug/L	1.2 U	2.0	1.2	11/08/17 00:23	
Carbon tetrachloride	ug/L	0.25 U	1.0	0.25	11/08/17 00:23	
Chlorobenzene	ug/L	0.23 U	1.0	0.23	11/08/17 00:23	
Chloroethane	ug/L	0.54 U	1.0	0.54	11/08/17 00:23	
Chloroform	ug/L	0.14 U	1.0	0.14	11/08/17 00:23	
Chloromethane	ug/L	0.11 U	1.0	0.11	11/08/17 00:23	
cis-1,2-Dichloroethene	ug/L	0.19 U	1.0	0.19	11/08/17 00:23	
cis-1,3-Dichloropropene	ug/L	0.13 U	1.0	0.13	11/08/17 00:23	
Dibromochloromethane	ug/L	0.21 U	1.0	0.21	11/08/17 00:23	
Dibromomethane	ug/L	0.21 U	1.0	0.21	11/08/17 00:23	
Ethylbenzene	ug/L	0.30 U	1.0	0.30	11/08/17 00:23	
Iodomethane	ug/L	0.32 U	5.0	0.32	11/08/17 00:23	
Methylene Chloride	ug/L	0.97 U	2.0	0.97	11/08/17 00:23	
Styrene	ug/L	0.26 U	1.0	0.26	11/08/17 00:23	
Tetrachloroethene	ug/L	0.46 U	1.0	0.46	11/08/17 00:23	
Toluene	ug/L	0.26 U	1.0	0.26	11/08/17 00:23	
trans-1,2-Dichloroethene	ug/L	0.49 U	1.0	0.49	11/08/17 00:23	
trans-1,3-Dichloropropene	ug/L	0.26 U	1.0	0.26	11/08/17 00:23	
trans-1,4-Dichloro-2-butene	ug/L	1.0 U	1.0	1.0	11/08/17 00:23	
Trichloroethene	ug/L	0.47 U	1.0	0.47	11/08/17 00:23	

Results presented on this page are in the units indicated by the "Units" column except where an alternate unit is presented to the right of the result.

This report shall not be reproduced, except in full,
without the written consent of Pace Analytical Services, LLC.

Pace Analytical Services, LLC
8 East Tower Circle
Ormond Beach, FL 32174
(386)672-5668

QUALITY CONTROL DATA

Project: Lena Rd Landfill
Pace Project No.: 35344625

METHOD BLANK: 2139050 Matrix: Water
Associated Lab Samples: 35345091003

Parameter	Units	Blank Result	Reporting Limit	MDL	Analyzed	Qualifiers
Trichlorofluoromethane	ug/L	0.20 U	1.0	0.20	11/08/17 00:23	
Vinyl acetate	ug/L	0.35 U	2.0	0.35	11/08/17 00:23	
Vinyl chloride	ug/L	0.62 U	1.0	0.62	11/08/17 00:23	
Xylene (Total)	ug/L	1.0 U	1.0	1.0	11/08/17 00:23	
1,2-Dichloroethane-d4 (S)	%	99	70-130		11/08/17 00:23	
4-Bromofluorobenzene (S)	%	103	70-130		11/08/17 00:23	
Toluene-d8 (S)	%	111	70-130		11/08/17 00:23	

LABORATORY CONTROL SAMPLE: 2139051

Parameter	Units	Spike Conc.	LCS Result	LCS % Rec	% Rec Limits	Qualifiers
1,1,1,2-Tetrachloroethane	ug/L	50	50.8	102	70-130	
1,1,1-Trichloroethane	ug/L	50	53.1	106	70-130	
1,1,2,2-Tetrachloroethane	ug/L	50	49.8	100	70-130	
1,1,2-Trichloroethane	ug/L	50	50.7	101	70-130	
1,1-Dichloroethane	ug/L	50	51.6	103	70-130	
1,1-Dichloroethene	ug/L	50	42.4	85	70-132	
1,2,3-Trichloropropane	ug/L	50	49.7	99	70-130	
1,2-Dichlorobenzene	ug/L	50	48.3	97	70-130	
1,2-Dichloroethane	ug/L	50	46.3	93	70-130	
1,2-Dichloropropane	ug/L	50	51.4	103	70-130	
1,4-Dichlorobenzene	ug/L	50	47.8	96	70-130	
2-Butanone (MEK)	ug/L	100	99.5	100	70-145	
2-Hexanone	ug/L	100	96.8	97	70-144	
4-Methyl-2-pentanone (MIBK)	ug/L	100	93.7	94	70-140	
Acetone	ug/L	100	76.6	77	50-175	
Acrylonitrile	ug/L	250	241	97	70-143	
Benzene	ug/L	50	50.6	101	70-130	
Bromochloromethane	ug/L	50	47.7	95	70-130	
Bromodichloromethane	ug/L	50	45.9	92	70-130	
Bromoform	ug/L	50	48.6	97	70-130	
Bromomethane	ug/L	50	38.7	77	54-130	
Carbon disulfide	ug/L	50	42.6	85	70-131	
Carbon tetrachloride	ug/L	50	50.5	101	70-132	
Chlorobenzene	ug/L	50	49.6	99	70-130	
Chloroethane	ug/L	50	37.9	76	64-134	
Chloroform	ug/L	50	46.9	94	70-130	
Chloromethane	ug/L	50	47.9	96	64-130	
cis-1,2-Dichloroethene	ug/L	50	50.9	102	70-131	
cis-1,3-Dichloropropene	ug/L	50	45.1	90	70-130	
Dibromochloromethane	ug/L	50	51.6	103	70-130	
Dibromomethane	ug/L	50	46.9	94	70-131	
Ethylbenzene	ug/L	50	49.7	99	70-130	
Iodomethane	ug/L	100	84.3	84	49-180	

Results presented on this page are in the units indicated by the "Units" column except where an alternate unit is presented to the right of the result.

This report shall not be reproduced, except in full,
without the written consent of Pace Analytical Services, LLC.

Pace Analytical Services, LLC
8 East Tower Circle
Ormond Beach, FL 32174
(386)672-5668

QUALITY CONTROL DATA

Project: Lena Rd Landfill
Pace Project No.: 35344625

LABORATORY CONTROL SAMPLE: 2139051

Parameter	Units	Spike Conc.	LCS Result	LCS % Rec	% Rec Limits	Qualifiers
Methylene Chloride	ug/L	50	40.9	82	63-130	
Styrene	ug/L	50	49.7	99	70-130	
Tetrachloroethene	ug/L	50	52.3	105	70-130	
Toluene	ug/L	50	48.3	97	70-130	
trans-1,2-Dichloroethene	ug/L	50	44.6	89	70-130	
trans-1,3-Dichloropropene	ug/L	50	48.1	96	70-132	
trans-1,4-Dichloro-2-butene	ug/L	50	46.3	93	70-141	
Trichloroethene	ug/L	50	50.8	102	70-130	
Trichlorofluoromethane	ug/L	50	37.9	76	62-133	
Vinyl acetate	ug/L	100	95.9	96	66-157	
Vinyl chloride	ug/L	50	47.4	95	50-150	
Xylene (Total)	ug/L	150	148	98	70-130	
1,2-Dichloroethane-d4 (S)	%			99	70-130	
4-Bromofluorobenzene (S)	%			102	70-130	
Toluene-d8 (S)	%			96	70-130	

MATRIX SPIKE SAMPLE: 2139599

Parameter	Units	35345018001 Result	Spike Conc.	MS Result	MS % Rec	% Rec Limits	Qualifiers
1,1,1,2-Tetrachloroethane	ug/L	0.33 U	20	19.7	99	70-130	
1,1,1-Trichloroethane	ug/L	0.48 U	20	22.2	111	70-130	
1,1,2,2-Tetrachloroethane	ug/L	0.40 U	20	19.6	98	70-130	
1,1,2-Trichloroethane	ug/L	0.29 U	20	21.5	107	70-130	
1,1-Dichloroethane	ug/L	0.32 U	20	21.1	105	70-130	
1,1-Dichloroethene	ug/L	0.56 U	20	22.1	111	70-166	
1,2,3-Trichloropropane	ug/L	0.41 U	20	20.0	100	70-130	
1,2-Dichlorobenzene	ug/L	0.30 U	20	20.4	102	70-130	
1,2-Dichloroethane	ug/L	0.24 U	20	20.7	104	70-130	
1,2-Dichloropropane	ug/L	0.27 U	20	21.6	108	70-130	
1,4-Dichlorobenzene	ug/L	0.33 U	20	20.8	104	70-130	
2-Butanone (MEK)	ug/L	0.96 U	40	35.5	89	70-130	
2-Hexanone	ug/L	0.46 U	40	38.4	96	70-130	
4-Methyl-2-pentanone (MIBK)	ug/L	0.33 U	40	36.6	92	70-130	
Acetone	ug/L	10.0 U	40	35.4	88	70-130	
Acrylonitrile	ug/L	1.9 U	100	90.7	91	70-130	
Benzene	ug/L	0.25 U	20	22.4	112	70-148	
Bromochloromethane	ug/L	0.17 U	20	20.3	101	70-130	
Bromodichloromethane	ug/L	0.18 U	20	20.8	104	70-130	
Bromoform	ug/L	0.26 U	20	18.1	90	70-130	
Bromomethane	ug/L	0.29 U	20	20.2	101	70-130	
Carbon disulfide	ug/L	1.2 U	20	21.7	109	70-130	
Carbon tetrachloride	ug/L	0.25 U	20	21.8	109	70-130	
Chlorobenzene	ug/L	0.23 U	20	20.4	102	70-146	
Chloroethane	ug/L	0.54 U	20	18.5	93	70-130	
Chloroform	ug/L	0.14 U	20	19.4	97	70-130	

Results presented on this page are in the units indicated by the "Units" column except where an alternate unit is presented to the right of the result.

This report shall not be reproduced, except in full,
without the written consent of Pace Analytical Services, LLC.

Pace Analytical Services, LLC
8 East Tower Circle
Ormond Beach, FL 32174
(386)672-5668

QUALITY CONTROL DATA

Project: Lena Rd Landfill
Pace Project No.: 35344625

MATRIX SPIKE SAMPLE: 2139599

Parameter	Units	35345018001 Result	Spike Conc.	MS Result	MS % Rec	% Rec Limits	Qualifiers
Chloromethane	ug/L	0.11 U	20	19.2	96	70-130	
cis-1,2-Dichloroethene	ug/L	0.19 U	20	21.8	109	70-130	
cis-1,3-Dichloropropene	ug/L	0.13 U	20	20.5	102	70-130	
Dibromochloromethane	ug/L	0.21 U	20	19.5	98	70-130	
Dibromomethane	ug/L	0.21 U	20	20.6	103	70-130	
Ethylbenzene	ug/L	0.30 U	20	21.8	109	70-130	
Iodomethane	ug/L	0.32 U	40	41.8	104	70-130	
Methylene Chloride	ug/L	0.97 U	20	16.4	82	70-130	
Styrene	ug/L	0.26 U	20	20.2	101	70-130	
Tetrachloroethene	ug/L	0.46 U	20	20.9	104	70-130	
Toluene	ug/L	0.26 U	20	22.7	113	70-155	
trans-1,2-Dichloroethene	ug/L	0.49 U	20	21.6	108	70-130	
trans-1,3-Dichloropropene	ug/L	0.26 U	20	21.0	105	70-130	
trans-1,4-Dichloro-2-butene	ug/L	1.0 U	20	17.2	86	70-130	
Trichloroethene	ug/L	0.47 U	20	22.5	112	69-151	
Trichlorofluoromethane	ug/L	0.20 U	20	19.1	96	70-130	
Vinyl acetate	ug/L	0.35 U	40	35.6	89	70-130	
Vinyl chloride	ug/L	0.62 U	20	20.6	103	70-130	
1,2-Dichloroethane-d4 (S)	%				98	70-130	
4-Bromofluorobenzene (S)	%				105	70-130	
Toluene-d8 (S)	%				105	70-130	

SAMPLE DUPLICATE: 2139600

Parameter	Units	35345018002 Result	Dup Result	RPD	Max RPD	Qualifiers
1,1,1,2-Tetrachloroethane	ug/L	0.33 U	0.33 U		30	
1,1,1-Trichloroethane	ug/L	0.48 U	0.48 U		30	
1,1,2,2-Tetrachloroethane	ug/L	0.40 U	0.40 U		30	
1,1,2-Trichloroethane	ug/L	0.29 U	0.29 U		30	
1,1-Dichloroethane	ug/L	0.32 U	0.32 U		30	
1,1-Dichloroethene	ug/L	0.56 U	0.56 U		30	
1,2,3-Trichloropropane	ug/L	0.41 U	0.41 U		30	
1,2-Dichlorobenzene	ug/L	0.30 U	0.30 U		30	
1,2-Dichloroethane	ug/L	0.24 U	0.24 U		30	
1,2-Dichloropropane	ug/L	0.27 U	0.27 U		30	
1,4-Dichlorobenzene	ug/L	0.33 U	0.33 U		30	
2-Butanone (MEK)	ug/L	0.96 U	0.96 U		30	
2-Hexanone	ug/L	0.46 U	0.46 U		30	
4-Methyl-2-pentanone (MIBK)	ug/L	0.33 U	0.33 U		30	
Acetone	ug/L	10.0 U	10.0 U		30	
Acrylonitrile	ug/L	1.9 U	1.9 U		30	
Benzene	ug/L	0.25 U	0.25 U		30	
Bromochloromethane	ug/L	0.17 U	0.17 U		30	
Bromodichloromethane	ug/L	0.18 U	0.18 U		30	
Bromoform	ug/L	0.26 U	0.26 U		30	

Results presented on this page are in the units indicated by the "Units" column except where an alternate unit is presented to the right of the result.

REPORT OF LABORATORY ANALYSIS

This report shall not be reproduced, except in full,
without the written consent of Pace Analytical Services, LLC.

Pace Analytical Services, LLC
8 East Tower Circle
Ormond Beach, FL 32174
(386)672-5668

QUALITY CONTROL DATA

Project: Lena Rd Landfill
Pace Project No.: 35344625

SAMPLE DUPLICATE: 2139600

Parameter	Units	35345018002 Result	Dup Result	RPD	Max RPD	Qualifiers
Bromomethane	ug/L	0.29 U	0.29 U		30	
Carbon disulfide	ug/L	1.2 U	1.2 U		30	
Carbon tetrachloride	ug/L	0.25 U	0.25 U		30	
Chlorobenzene	ug/L	0.23 U	0.23 U		30	
Chloroethane	ug/L	0.54 U	0.54 U		30	
Chloroform	ug/L	0.14 U	0.14 U		30	
Chloromethane	ug/L	0.11 U	0.11 U		30	
cis-1,2-Dichloroethene	ug/L	0.19 U	0.19 U		30	
cis-1,3-Dichloropropene	ug/L	0.13 U	0.13 U		30	
Dibromochloromethane	ug/L	0.21 U	0.21 U		30	
Dibromomethane	ug/L	0.21 U	0.21 U		30	
Ethylbenzene	ug/L	0.30 U	0.30 U		30	
Iodomethane	ug/L	0.32 U	0.32 U		30	
Methylene Chloride	ug/L	0.97 U	0.97 U		30	
Styrene	ug/L	0.26 U	0.26 U		30	
Tetrachloroethene	ug/L	0.46 U	0.46 U		30	
Toluene	ug/L	0.26 U	0.26 U		30	
trans-1,2-Dichloroethene	ug/L	0.49 U	0.49 U		30	
trans-1,3-Dichloropropene	ug/L	0.26 U	0.26 U		30	
trans-1,4-Dichloro-2-butene	ug/L	1.0 U	1.0 U		30	
Trichloroethene	ug/L	0.47 U	0.47 U		30	
Trichlorofluoromethane	ug/L	0.20 U	0.20 U		30	
Vinyl acetate	ug/L	0.35 U	0.35 U		30	
Vinyl chloride	ug/L	0.62 U	0.62 U		30	
Xylene (Total)	ug/L	1.0 U	1.0 U		30	
1,2-Dichloroethane-d4 (S)	%	95	112	17		
4-Bromofluorobenzene (S)	%	98	103	5		
Toluene-d8 (S)	%	115	108	6		

Results presented on this page are in the units indicated by the "Units" column except where an alternate unit is presented to the right of the result.

This report shall not be reproduced, except in full,
without the written consent of Pace Analytical Services, LLC.

Pace Analytical Services, LLC
8 East Tower Circle
Ormond Beach, FL 32174
(386)672-5668

QUALITY CONTROL DATA

Project: Lena Rd Landfill
Pace Project No.: 35344625

QC Batch: 386220 | Analysis Method: EPA 8260
QC Batch Method: EPA 8260 | Analysis Description: 8260 MSV Low Level
Associated Lab Samples: 35345091001, 35345091002

METHOD BLANK: 2142080 | Matrix: Water
Associated Lab Samples: 35345091001, 35345091002

Parameter	Units	Blank Result	Reporting Limit	MDL	Analyzed	Qualifiers
1,1,1,2-Tetrachloroethane	ug/L	0.33 U	1.0	0.33	11/10/17 12:29	
1,1,1-Trichloroethane	ug/L	0.48 U	1.0	0.48	11/10/17 12:29	
1,1,2,2-Tetrachloroethane	ug/L	0.40 U	1.0	0.40	11/10/17 12:29	
1,1,2-Trichloroethane	ug/L	0.29 U	1.0	0.29	11/10/17 12:29	
1,1-Dichloroethane	ug/L	0.32 U	1.0	0.32	11/10/17 12:29	
1,1-Dichloroethene	ug/L	0.56 U	1.0	0.56	11/10/17 12:29	
1,2,3-Trichloropropane	ug/L	0.41 U	1.0	0.41	11/10/17 12:29	
1,2-Dichlorobenzene	ug/L	0.30 U	1.0	0.30	11/10/17 12:29	
1,2-Dichloroethane	ug/L	0.24 U	1.0	0.24	11/10/17 12:29	
1,2-Dichloropropane	ug/L	0.27 U	1.0	0.27	11/10/17 12:29	
1,4-Dichlorobenzene	ug/L	0.33 U	1.0	0.33	11/10/17 12:29	
2-Butanone (MEK)	ug/L	0.96 U	5.0	0.96	11/10/17 12:29	
2-Hexanone	ug/L	0.46 U	5.0	0.46	11/10/17 12:29	
4-Methyl-2-pentanone (MIBK)	ug/L	0.33 U	5.0	0.33	11/10/17 12:29	
Acetone	ug/L	10.0 U	25.0	10.0	11/10/17 12:29	
Acrylonitrile	ug/L	1.9 U	10.0	1.9	11/10/17 12:29	
Benzene	ug/L	0.25 U	1.0	0.25	11/10/17 12:29	
Bromochloromethane	ug/L	0.17 U	1.0	0.17	11/10/17 12:29	
Bromodichloromethane	ug/L	0.18 U	1.0	0.18	11/10/17 12:29	
Bromoform	ug/L	0.26 U	1.0	0.26	11/10/17 12:29	
Bromomethane	ug/L	0.29 U	2.0	0.29	11/10/17 12:29	
Carbon disulfide	ug/L	1.2 U	2.0	1.2	11/10/17 12:29	
Carbon tetrachloride	ug/L	0.25 U	1.0	0.25	11/10/17 12:29	
Chlorobenzene	ug/L	0.23 U	1.0	0.23	11/10/17 12:29	
Chloroethane	ug/L	0.54 U	1.0	0.54	11/10/17 12:29	
Chloroform	ug/L	0.14 U	1.0	0.14	11/10/17 12:29	
Chloromethane	ug/L	0.11 U	1.0	0.11	11/10/17 12:29	
cis-1,2-Dichloroethene	ug/L	0.19 U	1.0	0.19	11/10/17 12:29	
cis-1,3-Dichloropropene	ug/L	0.13 U	1.0	0.13	11/10/17 12:29	
Dibromochloromethane	ug/L	0.21 U	1.0	0.21	11/10/17 12:29	
Dibromomethane	ug/L	0.21 U	1.0	0.21	11/10/17 12:29	
Ethylbenzene	ug/L	0.30 U	1.0	0.30	11/10/17 12:29	
Iodomethane	ug/L	0.32 U	5.0	0.32	11/10/17 12:29	
Methylene Chloride	ug/L	0.97 U	2.0	0.97	11/10/17 12:29	
Styrene	ug/L	0.26 U	1.0	0.26	11/10/17 12:29	
Tetrachloroethene	ug/L	0.46 U	1.0	0.46	11/10/17 12:29	
Toluene	ug/L	0.26 U	1.0	0.26	11/10/17 12:29	
trans-1,2-Dichloroethene	ug/L	0.49 U	1.0	0.49	11/10/17 12:29	
trans-1,3-Dichloropropene	ug/L	0.26 U	1.0	0.26	11/10/17 12:29	
trans-1,4-Dichloro-2-butene	ug/L	1.0 U	1.0	1.0	11/10/17 12:29	
Trichloroethene	ug/L	0.47 U	1.0	0.47	11/10/17 12:29	

Results presented on this page are in the units indicated by the "Units" column except where an alternate unit is presented to the right of the result.

This report shall not be reproduced, except in full,
without the written consent of Pace Analytical Services, LLC.

Pace Analytical Services, LLC
8 East Tower Circle
Ormond Beach, FL 32174
(386)672-5668

QUALITY CONTROL DATA

Project: Lena Rd Landfill
Pace Project No.: 35344625

METHOD BLANK: 2142080 Matrix: Water
Associated Lab Samples: 35345091001, 35345091002

Parameter	Units	Blank Result	Reporting Limit	MDL	Analyzed	Qualifiers
Trichlorofluoromethane	ug/L	0.20 U	1.0	0.20	11/10/17 12:29	
Vinyl acetate	ug/L	0.35 U	2.0	0.35	11/10/17 12:29	
Vinyl chloride	ug/L	0.62 U	1.0	0.62	11/10/17 12:29	
Xylene (Total)	ug/L	1.0 U	1.0	1.0	11/10/17 12:29	
1,2-Dichloroethane-d4 (S)	%	118	70-130		11/10/17 12:29	
4-Bromofluorobenzene (S)	%	102	70-130		11/10/17 12:29	
Toluene-d8 (S)	%	110	70-130		11/10/17 12:29	

LABORATORY CONTROL SAMPLE: 2142081

Parameter	Units	Spike Conc.	LCS Result	LCS % Rec	% Rec Limits	Qualifiers
1,1,1,2-Tetrachloroethane	ug/L	50	52.0	104	70-130	
1,1,1-Trichloroethane	ug/L	50	45.6	91	70-130	
1,1,2,2-Tetrachloroethane	ug/L	50	51.3	103	70-130	
1,1,2-Trichloroethane	ug/L	50	49.1	98	70-130	
1,1-Dichloroethane	ug/L	50	53.3	107	70-130	
1,1-Dichloroethene	ug/L	50	56.0	112	70-132	
1,2,3-Trichloropropane	ug/L	50	54.1	108	70-130	
1,2-Dichlorobenzene	ug/L	50	46.2	92	70-130	
1,2-Dichloroethane	ug/L	50	57.5	115	70-130	
1,2-Dichloropropane	ug/L	50	51.9	104	70-130	
1,4-Dichlorobenzene	ug/L	50	48.4	97	70-130	
2-Butanone (MEK)	ug/L	100	104	104	70-145	
2-Hexanone	ug/L	100	106	106	70-144	
4-Methyl-2-pentanone (MIBK)	ug/L	100	104	104	70-140	
Acetone	ug/L	100	117	117	50-175	
Acrylonitrile	ug/L	250	247	99	70-143	
Benzene	ug/L	50	49.8	100	70-130	
Bromochloromethane	ug/L	50	53.3	107	70-130	
Bromodichloromethane	ug/L	50	48.0	96	70-130	
Bromoform	ug/L	50	55.1	110	70-130	
Bromomethane	ug/L	50	68.7	137	54-130	J(L1)
Carbon disulfide	ug/L	50	58.3	117	70-131	
Carbon tetrachloride	ug/L	50	46.9	94	70-132	
Chlorobenzene	ug/L	50	49.8	100	70-130	
Chloroethane	ug/L	50	70.6	141	64-134	J(L1)
Chloroform	ug/L	50	52.3	105	70-130	
Chloromethane	ug/L	50	63.6	127	64-130	
cis-1,2-Dichloroethene	ug/L	50	56.5	113	70-131	
cis-1,3-Dichloropropene	ug/L	50	55.4	111	70-130	
Dibromochloromethane	ug/L	50	52.1	104	70-130	
Dibromomethane	ug/L	50	44.2	88	70-131	
Ethylbenzene	ug/L	50	47.4	95	70-130	
Iodomethane	ug/L	100	98.9	99	49-180	

Results presented on this page are in the units indicated by the "Units" column except where an alternate unit is presented to the right of the result.

This report shall not be reproduced, except in full,
without the written consent of Pace Analytical Services, LLC.

Pace Analytical Services, LLC
8 East Tower Circle
Ormond Beach, FL 32174
(386)672-5668

QUALITY CONTROL DATA

Project: Lena Rd Landfill
Pace Project No.: 35344625

LABORATORY CONTROL SAMPLE: 2142081

Parameter	Units	Spike Conc.	LCS Result	LCS % Rec	% Rec Limits	Qualifiers
Methylene Chloride	ug/L	50	62.5	125	63-130	
Styrene	ug/L	50	51.1	102	70-130	
Tetrachloroethene	ug/L	50	44.2	88	70-130	
Toluene	ug/L	50	47.4	95	70-130	
trans-1,2-Dichloroethene	ug/L	50	54.2	108	70-130	
trans-1,3-Dichloropropene	ug/L	50	53.5	107	70-132	
trans-1,4-Dichloro-2-butene	ug/L	50	59.5	119	70-141	
Trichloroethene	ug/L	50	52.4	105	70-130	
Trichlorofluoromethane	ug/L	50	53.5	107	62-133	
Vinyl acetate	ug/L	100	123	123	66-157	
Vinyl chloride	ug/L	50	58.7	117	50-150	
Xylene (Total)	ug/L	150	150	100	70-130	
1,2-Dichloroethane-d4 (S)	%			102	70-130	
4-Bromofluorobenzene (S)	%			100	70-130	
Toluene-d8 (S)	%			96	70-130	

MATRIX SPIKE SAMPLE: 2143401

Parameter	Units	92361823009 Result	Spike Conc.	MS Result	MS % Rec	% Rec Limits	Qualifiers
1,1,1,2-Tetrachloroethane	ug/L	ND	20	20.0	100	70-130	
1,1,1-Trichloroethane	ug/L	ND	20	22.2	111	70-130	
1,1,2,2-Tetrachloroethane	ug/L	ND	20	20.8	104	70-130	
1,1,2-Trichloroethane	ug/L	ND	20	20.7	104	70-130	
1,1-Dichloroethane	ug/L	ND	20	21.3	107	70-130	
1,1-Dichloroethene	ug/L	ND	20	21.9	110	70-166	
1,2,3-Trichloropropane	ug/L	ND	20	21.6	108	70-130	
1,2-Dichlorobenzene	ug/L	ND	20	20.2	101	70-130	
1,2-Dichloroethane	ug/L	ND	20	21.5	107	70-130	
1,2-Dichloropropane	ug/L	ND	20	22.0	110	70-130	
1,4-Dichlorobenzene	ug/L	ND	20	19.8	99	70-130	
2-Butanone (MEK)	ug/L	ND	40	48.3	121	70-130	
2-Hexanone	ug/L	ND	40	48.3	121	70-130	
4-Methyl-2-pentanone (MIBK)	ug/L	ND	40	45.1	113	70-130	
Acetone	ug/L	ND	40	48.7	122	70-130	
Acrylonitrile	ug/L	ND	100	115	115	70-130	
Benzene	ug/L	ND	20	21.1	106	70-148	
Bromochloromethane	ug/L	ND	20	20.7	103	70-130	
Bromodichloromethane	ug/L	ND	20	20.6	103	70-130	
Bromoform	ug/L	ND	20	19.5	98	70-130	
Bromomethane	ug/L	ND	20	18.4	92	70-130	
Carbon disulfide	ug/L	ND	20	23.1	116	70-130	
Carbon tetrachloride	ug/L	ND	20	21.1	105	70-130	
Chlorobenzene	ug/L	ND	20	20.2	101	70-146	
Chloroethane	ug/L	ND	20	19.3	97	70-130	
Chloroform	ug/L	ND	20	19.6	98	70-130	

Results presented on this page are in the units indicated by the "Units" column except where an alternate unit is presented to the right of the result.

This report shall not be reproduced, except in full,
without the written consent of Pace Analytical Services, LLC.

Pace Analytical Services, LLC
8 East Tower Circle
Ormond Beach, FL 32174
(386)672-5668

QUALITY CONTROL DATA

Project: Lena Rd Landfill
Pace Project No.: 35344625

MATRIX SPIKE SAMPLE: 2143401

Parameter	Units	92361823009 Result	Spike Conc.	MS Result	MS % Rec	% Rec Limits	Qualifiers
Chloromethane	ug/L	ND	20	21.3	106	70-130	
cis-1,2-Dichloroethene	ug/L	ND	20	21.2	106	70-130	
cis-1,3-Dichloropropene	ug/L	ND	20	21.7	109	70-130	
Dibromochloromethane	ug/L	ND	20	20.3	101	70-130	
Dibromomethane	ug/L	ND	20	21.2	106	70-130	
Ethylbenzene	ug/L	ND	20	20.7	103	70-130	
Iodomethane	ug/L	ND	40	31.8	80	70-130	
Methylene Chloride	ug/L	ND	20	18.5	92	70-130	
Styrene	ug/L	ND	20	19.6	98	70-130	
Tetrachloroethene	ug/L	ND	20	20.8	104	70-130	
Toluene	ug/L	ND	20	21.0	105	70-155	
trans-1,2-Dichloroethene	ug/L	ND	20	21.5	107	70-130	
trans-1,3-Dichloropropene	ug/L	ND	20	20.4	102	70-130	
trans-1,4-Dichloro-2-butene	ug/L	ND	20	22.5	113	70-130	
Trichloroethene	ug/L	ND	20	22.2	111	69-151	
Trichlorofluoromethane	ug/L	ND	20	21.1	106	70-130	
Vinyl acetate	ug/L	ND	40	41.7	104	70-130	
Vinyl chloride	ug/L	ND	20	20.6	103	70-130	
1,2-Dichloroethane-d4 (S)	%				105	70-130	
4-Bromofluorobenzene (S)	%				101	70-130	
Toluene-d8 (S)	%				99	70-130	

SAMPLE DUPLICATE: 2143400

Parameter	Units	92361823008 Result	Dup Result	RPD	Max RPD	Qualifiers
1,1,1,2-Tetrachloroethane	ug/L	ND	0.33 U		30	
1,1,1-Trichloroethane	ug/L	ND	0.48 U		30	
1,1,2,2-Tetrachloroethane	ug/L	ND	0.40 U		30	
1,1,2-Trichloroethane	ug/L	ND	0.29 U		30	
1,1-Dichloroethane	ug/L	ND	0.32 U		30	
1,1-Dichloroethene	ug/L	ND	0.56 U		30	
1,2,3-Trichloropropane	ug/L	ND	0.41 U		30	
1,2-Dichlorobenzene	ug/L	ND	0.30 U		30	
1,2-Dichloroethane	ug/L	ND	0.24 U		30	
1,2-Dichloropropane	ug/L	ND	0.27 U		30	
1,4-Dichlorobenzene	ug/L	ND	0.33 U		30	
2-Butanone (MEK)	ug/L	ND	0.96 U		30	
2-Hexanone	ug/L	ND	0.46 U		30	
4-Methyl-2-pentanone (MIBK)	ug/L	ND	0.33 U		30	
Acetone	ug/L	ND	10.0 U		30	
Acrylonitrile	ug/L	ND	1.9 U		30	
Benzene	ug/L	ND	0.25 U		30	
Bromochloromethane	ug/L	ND	0.17 U		30	
Bromodichloromethane	ug/L	ND	0.18 U		30	
Bromoform	ug/L	ND	0.26 U		30	

Results presented on this page are in the units indicated by the "Units" column except where an alternate unit is presented to the right of the result.

This report shall not be reproduced, except in full,
without the written consent of Pace Analytical Services, LLC.

Pace Analytical Services, LLC
8 East Tower Circle
Ormond Beach, FL 32174
(386)672-5668

QUALITY CONTROL DATA

Project: Lena Rd Landfill
Pace Project No.: 35344625

SAMPLE DUPLICATE: 2143400

Parameter	Units	92361823008 Result	Dup Result	RPD	Max RPD	Qualifiers
Bromomethane	ug/L	ND	0.29 U		30	
Carbon disulfide	ug/L	ND	1.2 U		30	
Carbon tetrachloride	ug/L	ND	0.25 U		30	
Chlorobenzene	ug/L	ND	0.23 U		30	
Chloroethane	ug/L	ND	0.54 U		30	
Chloroform	ug/L	ND	0.14 U		30	
Chloromethane	ug/L	ND	0.11 U		30	
cis-1,2-Dichloroethene	ug/L	ND	0.19 U		30	
cis-1,3-Dichloropropene	ug/L	ND	0.13 U		30	
Dibromochloromethane	ug/L	ND	0.21 U		30	
Dibromomethane	ug/L	ND	0.21 U		30	
Ethylbenzene	ug/L	ND	0.30 U		30	
Iodomethane	ug/L	ND	0.32 U		30	
Methylene Chloride	ug/L	ND	0.97 U		30	
Styrene	ug/L	ND	0.26 U		30	
Tetrachloroethene	ug/L	ND	0.46 U		30	
Toluene	ug/L	ND	0.26 U		30	
trans-1,2-Dichloroethene	ug/L	ND	0.49 U		30	
trans-1,3-Dichloropropene	ug/L	ND	0.26 U		30	
trans-1,4-Dichloro-2-butene	ug/L	ND	1.0 U		30	
Trichloroethene	ug/L	ND	0.47 U		30	
Trichlorofluoromethane	ug/L	ND	0.20 U		30	
Vinyl acetate	ug/L	ND	0.35 U		30	
Vinyl chloride	ug/L	ND	0.62 U		30	
Xylene (Total)	ug/L	ND	1.0 U		30	
1,2-Dichloroethane-d4 (S)	%	107	99	8		
4-Bromofluorobenzene (S)	%	99	104	5		
Toluene-d8 (S)	%	109	108	0		

Results presented on this page are in the units indicated by the "Units" column except where an alternate unit is presented to the right of the result.

This report shall not be reproduced, except in full,
without the written consent of Pace Analytical Services, LLC.

Pace Analytical Services, LLC
8 East Tower Circle
Ormond Beach, FL 32174
(386)672-5668

QUALITY CONTROL DATA

Project: Lena Rd Landfill
Pace Project No.: 35344625

QC Batch: 386589 | Analysis Method: EPA 8260
QC Batch Method: EPA 8260 | Analysis Description: 8260 MSV Low Level
Associated Lab Samples: 35345091004

METHOD BLANK: 2144104 | Matrix: Water
Associated Lab Samples: 35345091004

Parameter	Units	Blank Result	Reporting Limit	MDL	Analyzed	Qualifiers
1,1,1,2-Tetrachloroethane	ug/L	0.33 U	1.0	0.33	11/13/17 16:19	
1,1,1-Trichloroethane	ug/L	0.48 U	1.0	0.48	11/13/17 16:19	
1,1,2,2-Tetrachloroethane	ug/L	0.40 U	1.0	0.40	11/13/17 16:19	
1,1,2-Trichloroethane	ug/L	0.29 U	1.0	0.29	11/13/17 16:19	
1,1-Dichloroethane	ug/L	0.32 U	1.0	0.32	11/13/17 16:19	
1,1-Dichloroethene	ug/L	0.56 U	1.0	0.56	11/13/17 16:19	
1,1-Dichloropropene	ug/L	0.49 U	1.0	0.49	11/13/17 16:19	
1,2,3-Trichlorobenzene	ug/L	0.33 U	1.0	0.33	11/13/17 16:19	
1,2,3-Trichloropropane	ug/L	0.41 U	1.0	0.41	11/13/17 16:19	
1,2,4-Trichlorobenzene	ug/L	0.43 I	1.0	0.35	11/13/17 16:19	
1,2-Dibromo-3-chloropropane	ug/L	2.0 U	2.0	2.0	11/13/17 16:19	
1,2-Dibromoethane (EDB)	ug/L	0.27 U	1.0	0.27	11/13/17 16:19	
1,2-Dichlorobenzene	ug/L	0.30 U	1.0	0.30	11/13/17 16:19	
1,2-Dichloroethane	ug/L	0.24 U	1.0	0.24	11/13/17 16:19	
1,2-Dichloropropane	ug/L	0.27 U	1.0	0.27	11/13/17 16:19	
1,3-Dichlorobenzene	ug/L	0.24 U	1.0	0.24	11/13/17 16:19	
1,3-Dichloropropane	ug/L	0.28 U	1.0	0.28	11/13/17 16:19	
1,4-Dichlorobenzene	ug/L	0.33 U	1.0	0.33	11/13/17 16:19	
2,2-Dichloropropane	ug/L	0.13 U	1.0	0.13	11/13/17 16:19	
2-Butanone (MEK)	ug/L	0.96 U	5.0	0.96	11/13/17 16:19	
2-Chlorotoluene	ug/L	0.35 U	1.0	0.35	11/13/17 16:19	
2-Hexanone	ug/L	0.46 U	5.0	0.46	11/13/17 16:19	
4-Chlorotoluene	ug/L	0.31 U	1.0	0.31	11/13/17 16:19	
4-Methyl-2-pentanone (MIBK)	ug/L	0.33 U	5.0	0.33	11/13/17 16:19	
Acetone	ug/L	10.0 U	25.0	10.0	11/13/17 16:19	
Benzene	ug/L	0.25 U	1.0	0.25	11/13/17 16:19	
Bromobenzene	ug/L	0.30 U	1.0	0.30	11/13/17 16:19	
Bromochloromethane	ug/L	0.17 U	1.0	0.17	11/13/17 16:19	
Bromodichloromethane	ug/L	0.18 U	1.0	0.18	11/13/17 16:19	
Bromoform	ug/L	0.26 U	1.0	0.26	11/13/17 16:19	
Bromomethane	ug/L	0.29 U	2.0	0.29	11/13/17 16:19	
Carbon tetrachloride	ug/L	0.25 U	1.0	0.25	11/13/17 16:19	
Chlorobenzene	ug/L	0.23 U	1.0	0.23	11/13/17 16:19	
Chloroethane	ug/L	0.54 U	1.0	0.54	11/13/17 16:19	
Chloroform	ug/L	0.14 U	1.0	0.14	11/13/17 16:19	
Chloromethane	ug/L	0.11 U	1.0	0.11	11/13/17 16:19	
cis-1,2-Dichloroethene	ug/L	0.19 U	1.0	0.19	11/13/17 16:19	
cis-1,3-Dichloropropene	ug/L	0.13 U	1.0	0.13	11/13/17 16:19	
Dibromochloromethane	ug/L	0.21 U	1.0	0.21	11/13/17 16:19	
Dibromomethane	ug/L	0.21 U	1.0	0.21	11/13/17 16:19	
Dichlorodifluoromethane	ug/L	0.21 U	1.0	0.21	11/13/17 16:19	

Results presented on this page are in the units indicated by the "Units" column except where an alternate unit is presented to the right of the result.

This report shall not be reproduced, except in full,
without the written consent of Pace Analytical Services, LLC.

Pace Analytical Services, LLC
8 East Tower Circle
Ormond Beach, FL 32174
(386)672-5668

QUALITY CONTROL DATA

Project: Lena Rd Landfill
Pace Project No.: 35344625

METHOD BLANK: 2144104 Matrix: Water
Associated Lab Samples: 35345091004

Parameter	Units	Blank Result	Reporting Limit	MDL	Analyzed	Qualifiers
Diisopropyl ether	ug/L	0.12 U	1.0	0.12	11/13/17 16:19	
Ethylbenzene	ug/L	0.30 U	1.0	0.30	11/13/17 16:19	
Hexachloro-1,3-butadiene	ug/L	0.71 U	1.0	0.71	11/13/17 16:19	
m&p-Xylene	ug/L	0.66 U	2.0	0.66	11/13/17 16:19	
Methyl-tert-butyl ether	ug/L	0.21 U	1.0	0.21	11/13/17 16:19	
Methylene Chloride	ug/L	0.97 U	2.0	0.97	11/13/17 16:19	
Naphthalene	ug/L	0.24 U	1.0	0.24	11/13/17 16:19	
o-Xylene	ug/L	0.23 U	1.0	0.23	11/13/17 16:19	
p-Isopropyltoluene	ug/L	0.31 U	1.0	0.31	11/13/17 16:19	
Styrene	ug/L	0.26 U	1.0	0.26	11/13/17 16:19	
Tetrachloroethene	ug/L	0.46 U	1.0	0.46	11/13/17 16:19	
Toluene	ug/L	0.26 U	1.0	0.26	11/13/17 16:19	
trans-1,2-Dichloroethene	ug/L	0.49 U	1.0	0.49	11/13/17 16:19	
trans-1,3-Dichloropropene	ug/L	0.26 U	1.0	0.26	11/13/17 16:19	
Trichloroethene	ug/L	0.47 U	1.0	0.47	11/13/17 16:19	
Trichlorofluoromethane	ug/L	0.20 U	1.0	0.20	11/13/17 16:19	
Vinyl acetate	ug/L	0.35 U	2.0	0.35	11/13/17 16:19	
Vinyl chloride	ug/L	0.62 U	1.0	0.62	11/13/17 16:19	
Xylene (Total)	ug/L	1.0 U	1.0	1.0	11/13/17 16:19	
1,2-Dichloroethane-d4 (S)	%	103	70-130		11/13/17 16:19	
4-Bromofluorobenzene (S)	%	97	70-130		11/13/17 16:19	
Toluene-d8 (S)	%	108	70-130		11/13/17 16:19	

LABORATORY CONTROL SAMPLE: 2144105

Parameter	Units	Spike Conc.	LCS Result	LCS % Rec	% Rec Limits	Qualifiers
1,1,1,2-Tetrachloroethane	ug/L	50	51.7	103	70-130	
1,1,1-Trichloroethane	ug/L	50	45.0	90	70-130	
1,1,2,2-Tetrachloroethane	ug/L	50	49.6	99	70-130	
1,1,2-Trichloroethane	ug/L	50	48.2	96	70-130	
1,1-Dichloroethane	ug/L	50	42.3	85	70-130	
1,1-Dichloroethene	ug/L	50	51.2	102	70-132	
1,1-Dichloropropene	ug/L	50	49.7	99	70-130	
1,2,3-Trichlorobenzene	ug/L	50	46.9	94	70-135	
1,2,3-Trichloropropane	ug/L	50	54.8	110	70-130	
1,2,4-Trichlorobenzene	ug/L	50	48.1	96	70-134	
1,2-Dibromo-3-chloropropane	ug/L	50	46.2	92	70-130	
1,2-Dibromoethane (EDB)	ug/L	50	52.0	104	70-130	
1,2-Dichlorobenzene	ug/L	50	52.8	106	70-130	
1,2-Dichloroethane	ug/L	50	46.9	94	70-130	
1,2-Dichloropropane	ug/L	50	47.6	95	70-130	
1,3-Dichlorobenzene	ug/L	50	50.3	101	70-130	
1,3-Dichloropropane	ug/L	50	53.9	108	70-130	
1,4-Dichlorobenzene	ug/L	50	51.9	104	70-130	

Results presented on this page are in the units indicated by the "Units" column except where an alternate unit is presented to the right of the result.

This report shall not be reproduced, except in full,
without the written consent of Pace Analytical Services, LLC.

Pace Analytical Services, LLC
8 East Tower Circle
Ormond Beach, FL 32174
(386)672-5668

QUALITY CONTROL DATA

Project: Lena Rd Landfill
Pace Project No.: 35344625

LABORATORY CONTROL SAMPLE: 2144105

Parameter	Units	Spike Conc.	LCS Result	LCS % Rec	% Rec Limits	Qualifiers
2,2-Dichloropropane	ug/L	50	43.4	87	58-145	
2-Butanone (MEK)	ug/L	100	97.9	98	70-145	
2-Chlorotoluene	ug/L	50	49.7	99	70-130	
2-Hexanone	ug/L	100	101	101	70-144	
4-Chlorotoluene	ug/L	50	52.2	104	70-130	
4-Methyl-2-pentanone (MIBK)	ug/L	100	100	100	70-140	
Acetone	ug/L	100	95.0	95	50-175	
Benzene	ug/L	50	47.4	95	70-130	
Bromobenzene	ug/L	50	48.6	97	70-130	
Bromochloromethane	ug/L	50	45.3	91	70-130	
Bromodichloromethane	ug/L	50	47.7	95	70-130	
Bromoform	ug/L	50	43.9	88	70-130	
Bromomethane	ug/L	50	47.4	95	54-130	
Carbon tetrachloride	ug/L	50	46.4	93	70-132	
Chlorobenzene	ug/L	50	49.2	98	70-130	
Chloroethane	ug/L	50	51.5	103	64-134	
Chloroform	ug/L	50	48.7	97	70-130	
Chloromethane	ug/L	50	50.9	102	64-130	
cis-1,2-Dichloroethene	ug/L	50	47.0	94	70-131	
cis-1,3-Dichloropropene	ug/L	50	52.7	105	70-130	
Dibromochloromethane	ug/L	50	50.9	102	70-130	
Dibromomethane	ug/L	50	44.2	88	70-131	
Dichlorodifluoromethane	ug/L	50	32.3	65	56-130	
Diisopropyl ether	ug/L	50	51.1	102	70-130	
Ethylbenzene	ug/L	50	49.8	100	70-130	
Hexachloro-1,3-butadiene	ug/L	50	49.2	98	70-130	
m&p-Xylene	ug/L	100	106	106	70-130	
Methyl-tert-butyl ether	ug/L	50	45.9	92	70-130	
Methylene Chloride	ug/L	50	55.9	112	63-130	
Naphthalene	ug/L	50	47.3	95	70-138	
o-Xylene	ug/L	50	50.9	102	70-130	
p-Isopropyltoluene	ug/L	50	52.7	105	70-130	
Styrene	ug/L	50	51.1	102	70-130	
Tetrachloroethene	ug/L	50	52.9	106	70-130	
Toluene	ug/L	50	46.8	94	70-130	
trans-1,2-Dichloroethene	ug/L	50	45.8	92	70-130	
trans-1,3-Dichloropropene	ug/L	50	50.5	101	70-132	
Trichloroethene	ug/L	50	51.9	104	70-130	
Trichlorofluoromethane	ug/L	50	41.9	84	62-133	
Vinyl acetate	ug/L	100	110	110	66-157	
Vinyl chloride	ug/L	50	49.3	99	50-150	
Xylene (Total)	ug/L	150	157	104	70-130	
1,2-Dichloroethane-d4 (S)	%			98	70-130	
4-Bromofluorobenzene (S)	%			100	70-130	
Toluene-d8 (S)	%			95	70-130	

Results presented on this page are in the units indicated by the "Units" column except where an alternate unit is presented to the right of the result.

This report shall not be reproduced, except in full,
without the written consent of Pace Analytical Services, LLC.

Pace Analytical Services, LLC
8 East Tower Circle
Ormond Beach, FL 32174
(386)672-5668

QUALITY CONTROL DATA

Project: Lena Rd Landfill
Pace Project No.: 35344625

MATRIX SPIKE SAMPLE: 2144107

Parameter	Units	35345423054 Result	Spike Conc.	MS Result	MS % Rec	% Rec Limits	Qualifiers
1,1,1,2-Tetrachloroethane	ug/L	1.3 U	80	81.7	102	70-130	
1,1,1-Trichloroethane	ug/L	1.9 U	80	85.8	107	70-130	
1,1,2,2-Tetrachloroethane	ug/L	1.6 U	80	79.8	100	70-130	
1,1,2-Trichloroethane	ug/L	1.2 U	80	85.4	107	70-130	
1,1-Dichloroethane	ug/L	1.3 U	80	85.3	107	70-130	
1,1-Dichloroethene	ug/L	2.2 U	80	104	130	70-166	
1,1-Dichloropropene	ug/L	2.0 U	80	95.1	119	70-130	
1,2,3-Trichlorobenzene	ug/L	1.3 U	80	80.1	100	70-130	
1,2,3-Trichloropropane	ug/L	1.6 U	80	87.8	110	70-130	
1,2,4-Trichlorobenzene	ug/L	1.4 U	80	82.0	102	70-130	
1,2-Dibromo-3-chloropropane	ug/L	8.0 U	80	79.3	99	70-130	
1,2-Dibromoethane (EDB)	ug/L	1.1 U	80	85.5	107	70-130	
1,2-Dichlorobenzene	ug/L	1.2 U	80	80.3	100	70-130	
1,2-Dichloroethane	ug/L	0.96 U	80	78.9	99	70-130	
1,2-Dichloropropane	ug/L	1.1 U	80	87.8	110	70-130	
1,3-Dichlorobenzene	ug/L	0.96 U	80	80.0	100	70-130	
1,3-Dichloropropane	ug/L	1.1 U	80	88.8	111	70-130	
1,4-Dichlorobenzene	ug/L	1.3 U	80	78.6	98	70-130	
2,2-Dichloropropane	ug/L	0.52 U	80	85.2	107	70-130	
2-Butanone (MEK)	ug/L	3.8 U	160	159	100	70-130	
2-Chlorotoluene	ug/L	1.4 U	80	82.2	103	70-130	
2-Hexanone	ug/L	1.8 U	160	170	106	70-130	
4-Chlorotoluene	ug/L	1.2 U	80	79.0	99	70-130	
4-Methyl-2-pentanone (MIBK)	ug/L	1.3 U	160	175	110	70-130	
Acetone	ug/L	1400	160	1510	70	70-130	
Benzene	ug/L	1.0 U	80	88.7	111	70-148	
Bromobenzene	ug/L	1.2 U	80	81.0	101	70-130	
Bromochloromethane	ug/L	0.68 U	80	88.2	110	70-130	
Bromodichloromethane	ug/L	0.72 U	80	86.4	108	70-130	
Bromoform	ug/L	1.0 U	80	71.4	89	70-130	
Bromomethane	ug/L	1.2 U	80	69.4	87	70-130	
Carbon tetrachloride	ug/L	1.0 U	80	87.4	109	70-130	
Chlorobenzene	ug/L	0.92 U	80	82.3	103	70-146	
Chloroethane	ug/L	2.2 U	80	93.3	117	70-130	
Chloroform	ug/L	0.56 U	80	89.0	111	70-130	
Chloromethane	ug/L	0.44 U	80	83.1	104	70-130	
cis-1,2-Dichloroethene	ug/L	0.76 U	80	87.9	110	70-130	
cis-1,3-Dichloropropene	ug/L	0.52 U	80	88.3	110	70-130	
Dibromochloromethane	ug/L	0.84 U	80	83.9	105	70-130	
Dibromomethane	ug/L	0.84 U	80	78.9	99	70-130	
Dichlorodifluoromethane	ug/L	0.84 U	80	54.9	69	70-130	J(M1)
Diisopropyl ether	ug/L	0.48 U	80	92.2	115	70-130	
Ethylbenzene	ug/L	1.2 U	80	86.5	108	70-130	
Hexachloro-1,3-butadiene	ug/L	2.8 U	80	85.0	106	70-130	
m&p-Xylene	ug/L	2.6 U	160	168	105	70-130	
Methyl-tert-butyl ether	ug/L	0.84 U	80	87.4	109	70-130	
Methylene Chloride	ug/L	12.4	80	115	128	70-130	

Results presented on this page are in the units indicated by the "Units" column except where an alternate unit is presented to the right of the result.

This report shall not be reproduced, except in full,
without the written consent of Pace Analytical Services, LLC.

Pace Analytical Services, LLC
8 East Tower Circle
Ormond Beach, FL 32174
(386)672-5668

QUALITY CONTROL DATA

Project: Lena Rd Landfill
Pace Project No.: 35344625

MATRIX SPIKE SAMPLE: 2144107

Parameter	Units	35345423054 Result	Spike Conc.	MS Result	MS % Rec	% Rec Limits	Qualifiers
Naphthalene	ug/L	0.96 U	80	76.6	96	70-130	
o-Xylene	ug/L	0.92 U	80	78.3	98	70-130	
p-Isopropyltoluene	ug/L	1.2 U	80	80.9	101	70-130	
Styrene	ug/L	1.0 U	80	80.4	101	70-130	
Tetrachloroethene	ug/L	1.8 U	80	90.4	113	70-130	
Toluene	ug/L	1.0 U	80	88.0	110	70-155	
trans-1,2-Dichloroethene	ug/L	2.0 U	80	90.9	114	70-130	
trans-1,3-Dichloropropene	ug/L	1.0 U	80	83.5	104	70-130	
Trichloroethene	ug/L	1.9 U	80	96.0	120	69-151	
Trichlorofluoromethane	ug/L	0.80 U	80	79.6	99	70-130	
Vinyl acetate	ug/L	1.4 U	160	186	116	70-130	
Vinyl chloride	ug/L	2.5 U	80	90.3	113	70-130	
1,2-Dichloroethane-d4 (S)	%				99	70-130	
4-Bromofluorobenzene (S)	%				97	70-130	
Toluene-d8 (S)	%				102	70-130	

SAMPLE DUPLICATE: 2144106

Parameter	Units	35345423045 Result	Dup Result	RPD	Max RPD	Qualifiers
1,1,1,2-Tetrachloroethane	ug/L	1.3 U	1.3 U		30	
1,1,1-Trichloroethane	ug/L	1.9 U	1.9 U		30	
1,1,2,2-Tetrachloroethane	ug/L	1.6 U	1.6 U		30	
1,1,2-Trichloroethane	ug/L	1.2 U	1.2 U		30	
1,1-Dichloroethane	ug/L	1.3 U	1.3 U		30	
1,1-Dichloroethene	ug/L	2.2 U	2.2 U		30	
1,1-Dichloropropene	ug/L	2.0 U	2.0 U		30	
1,2,3-Trichlorobenzene	ug/L	1.3 U	1.3 U		30	
1,2,3-Trichloropropane	ug/L	1.6 U	1.6 U		30	
1,2,4-Trichlorobenzene	ug/L	1.4 U	1.4 U		30	
1,2-Dibromo-3-chloropropane	ug/L	8.0 U	8.0 U		30	
1,2-Dibromoethane (EDB)	ug/L	1.1 U	1.1 U		30	
1,2-Dichlorobenzene	ug/L	1.2 U	1.2 U		30	
1,2-Dichloroethane	ug/L	0.96 U	0.96 U		30	
1,2-Dichloropropane	ug/L	1.1 U	1.1 U		30	
1,3-Dichlorobenzene	ug/L	0.96 U	0.96 U		30	
1,3-Dichloropropane	ug/L	1.1 U	1.1 U		30	
1,4-Dichlorobenzene	ug/L	1.3 U	1.3 U		30	
2,2-Dichloropropane	ug/L	0.52 U	0.52 U		30	
2-Butanone (MEK)	ug/L	3.8 U	3.8 U		30	
2-Chlorotoluene	ug/L	1.4 U	1.4 U		30	
2-Hexanone	ug/L	1.8 U	1.8 U		30	
4-Chlorotoluene	ug/L	1.2 U	1.2 U		30	
4-Methyl-2-pentanone (MIBK)	ug/L	1.3 U	1.3 U		30	
Acetone	ug/L	1370	1350	1	30	
Benzene	ug/L	1.0 U	1.0 U		30	

Results presented on this page are in the units indicated by the "Units" column except where an alternate unit is presented to the right of the result.

REPORT OF LABORATORY ANALYSIS

This report shall not be reproduced, except in full,
without the written consent of Pace Analytical Services, LLC.

Pace Analytical Services, LLC
8 East Tower Circle
Ormond Beach, FL 32174
(386)672-5668

QUALITY CONTROL DATA

Project: Lena Rd Landfill
Pace Project No.: 35344625

SAMPLE DUPLICATE: 2144106

Parameter	Units	35345423045 Result	Dup Result	RPD	Max RPD	Qualifiers
Bromobenzene	ug/L	1.2 U	1.2 U		30	
Bromochloromethane	ug/L	0.68 U	0.68 U		30	
Bromodichloromethane	ug/L	0.72 U	0.72 U		30	
Bromoform	ug/L	1.0 U	1.0 U		30	
Bromomethane	ug/L	1.2 U	1.2 U		30	
Carbon tetrachloride	ug/L	1.0 U	1.0 U		30	
Chlorobenzene	ug/L	0.92 U	0.92 U		30	
Chloroethane	ug/L	2.2 U	2.2 U		30	
Chloroform	ug/L	0.56 U	0.56 U		30	
Chloromethane	ug/L	0.44 U	0.44 U		30	
cis-1,2-Dichloroethene	ug/L	0.76 U	0.76 U		30	
cis-1,3-Dichloropropene	ug/L	0.52 U	0.52 U		30	
Dibromochloromethane	ug/L	0.84 U	0.84 U		30	
Dibromomethane	ug/L	0.84 U	0.84 U		30	
Dichlorodifluoromethane	ug/L	0.84 U	0.84 U		30	
Diisopropyl ether	ug/L	0.48 U	0.48 U		30	
Ethylbenzene	ug/L	1.2 U	1.2 U		30	
Hexachloro-1,3-butadiene	ug/L	2.8 U	2.8 U		30	
m&p-Xylene	ug/L	2.6 U	2.6 U		30	
Methyl-tert-butyl ether	ug/L	0.84 U	0.84 U		30	
Methylene Chloride	ug/L	3.9 U	9.1		30	C9
Naphthalene	ug/L	0.96 U	0.96 U		30	
o-Xylene	ug/L	0.92 U	0.92 U		30	
p-Isopropyltoluene	ug/L	1.2 U	1.2 U		30	
Styrene	ug/L	1.0 U	1.0 U		30	
Tetrachloroethene	ug/L	1.8 U	1.8 U		30	
Toluene	ug/L	1.0 U	1.0 U		30	
trans-1,2-Dichloroethene	ug/L	2.0 U	2.0 U		30	
trans-1,3-Dichloropropene	ug/L	1.0 U	1.0 U		30	
Trichloroethene	ug/L	1.9 U	1.9 U		30	
Trichlorofluoromethane	ug/L	0.80 U	0.80 U		30	
Vinyl acetate	ug/L	1.4 U	1.4 U		30	
Vinyl chloride	ug/L	2.5 U	2.5 U		30	
Xylene (Total)	ug/L	4.0 U	4.0 U		30	
1,2-Dichloroethane-d4 (S)	%	98	99	0		
4-Bromofluorobenzene (S)	%	94	96	2		
Toluene-d8 (S)	%	106	110	4		

Results presented on this page are in the units indicated by the "Units" column except where an alternate unit is presented to the right of the result.

REPORT OF LABORATORY ANALYSIS

This report shall not be reproduced, except in full,
without the written consent of Pace Analytical Services, LLC.

Pace Analytical Services, LLC
8 East Tower Circle
Ormond Beach, FL 32174
(386)672-5668

QUALITY CONTROL DATA

Project: Lena Rd Landfill
Pace Project No.: 35344625

QC Batch: 401709 | Analysis Method: EPA 8011
QC Batch Method: EPA 8011 | Analysis Description: 8011 EDB DBCP
Associated Lab Samples: 35344625012

METHOD BLANK: 2193022 | Matrix: Water
Associated Lab Samples: 35344625012

Parameter	Units	Blank Result	Reporting Limit	MDL	Analyzed	Qualifiers
1,2-Dibromo-3-chloropropane	ug/L	0.0064 U	0.020	0.0064	10/31/17 14:33	
1,2-Dibromoethane (EDB)	ug/L	0.0075 U	0.010	0.0075	10/31/17 14:33	

LABORATORY CONTROL SAMPLE: 2193023

Parameter	Units	Spike Conc.	LCS Result	LCS % Rec	% Rec Limits	Qualifiers
1,2-Dibromo-3-chloropropane	ug/L	.25	0.20	79	60-140	
1,2-Dibromoethane (EDB)	ug/L	.25	0.20	81	60-140	

MATRIX SPIKE & MATRIX SPIKE DUPLICATE: 2193664 2193665

Parameter	Units	35344166002 Result	MS Spike Conc.	MSD Spike Conc.	MS Result	MSD Result	MS % Rec	MSD % Rec	% Rec Limits	RPD	Max RPD	Qual
1,2-Dibromo-3-chloropropane	ug/L	0.0064 U	.44	.44	0.68	0.64	155	146	60-140	6	40	J(M1)
1,2-Dibromoethane (EDB)	ug/L	0.0075 U	.44	.44	0.61	0.59	138	133	60-140	3	40	

Results presented on this page are in the units indicated by the "Units" column except where an alternate unit is presented to the right of the result.

REPORT OF LABORATORY ANALYSIS

This report shall not be reproduced, except in full,
without the written consent of Pace Analytical Services, LLC.

Pace Analytical Services, LLC
8 East Tower Circle
Ormond Beach, FL 32174
(386)672-5668

QUALITY CONTROL DATA

Project: Lena Rd Landfill
Pace Project No.: 35344625

QC Batch: 401710 | Analysis Method: EPA 8011
QC Batch Method: EPA 8011 | Analysis Description: 8011 EDB DBCP
Associated Lab Samples: 35344625001, 35344625002, 35344625003, 35344625004, 35344625005, 35344625006, 35344625007, 35344625008, 35344625009, 35344625010, 35344625011

METHOD BLANK: 2193024 | Matrix: Water
Associated Lab Samples: 35344625001, 35344625002, 35344625003, 35344625004, 35344625005, 35344625006, 35344625007, 35344625008, 35344625009, 35344625010, 35344625011

Parameter	Units	Blank Result	Reporting Limit	MDL	Analyzed	Qualifiers
1,2-Dibromo-3-chloropropane	ug/L	0.0064 U	0.020	0.0064	10/31/17 20:52	
1,2-Dibromoethane (EDB)	ug/L	0.0075 U	0.010	0.0075	10/31/17 20:52	

LABORATORY CONTROL SAMPLE: 2193025

Parameter	Units	Spike Conc.	LCS Result	LCS % Rec	% Rec Limits	Qualifiers
1,2-Dibromo-3-chloropropane	ug/L	.25	0.26	103	60-140	
1,2-Dibromoethane (EDB)	ug/L	.25	0.25	99	60-140	

MATRIX SPIKE & MATRIX SPIKE DUPLICATE: 2193680 2193681

Parameter	Units	35344455008 Result	MS Spike Conc.	MSD Spike Conc.	MS Result	MSD Result	MS % Rec	MSD % Rec	% Rec Limits	RPD	Max RPD	Qual
1,2-Dibromo-3-chloropropane	ug/L	0.0061 U	.44	.44	0.63	0.62	143	140	60-140	2	40	J(M1)
1,2-Dibromoethane (EDB)	ug/L	0.0072 U	.44	.44	0.57	0.56	129	127	60-140	2	40	

Results presented on this page are in the units indicated by the "Units" column except where an alternate unit is presented to the right of the result.

This report shall not be reproduced, except in full,
without the written consent of Pace Analytical Services, LLC.

Pace Analytical Services, LLC
8 East Tower Circle
Ormond Beach, FL 32174
(386)672-5668

QUALITY CONTROL DATA

Project: Lena Rd Landfill
Pace Project No.: 35344625

QC Batch: 402307 | Analysis Method: EPA 8011
QC Batch Method: EPA 8011 | Analysis Description: 8011 EDB DBCP
Associated Lab Samples: 35344625013

METHOD BLANK: 2195839 | Matrix: Water
Associated Lab Samples: 35344625013

Parameter	Units	Blank Result	Reporting Limit	MDL	Analyzed	Qualifiers
1,2-Dibromo-3-chloropropane	ug/L	0.0064 U	0.020	0.0064	11/03/17 08:33	
1,2-Dibromoethane (EDB)	ug/L	0.0075 U	0.010	0.0075	11/03/17 08:33	

LABORATORY CONTROL SAMPLE: 2195840

Parameter	Units	Spike Conc.	LCS Result	LCS % Rec	% Rec Limits	Qualifiers
1,2-Dibromo-3-chloropropane	ug/L	.25	0.30	119	60-140	
1,2-Dibromoethane (EDB)	ug/L	.25	0.28	111	60-140	

MATRIX SPIKE & MATRIX SPIKE DUPLICATE: 2196640 2196641

Parameter	Units	35344625013 Result	MS Spike Conc.	MSD Spike Conc.	MS Result	MSD Result	MS % Rec	MSD % Rec	% Rec Limits	RPD	Max RPD	Qual
1,2-Dibromo-3-chloropropane	ug/L	0.0063 U	.44	.44	0.76	0.75	173	171	60-140	1	40	J(M1)
1,2-Dibromoethane (EDB)	ug/L	0.0074 U	.44	.44	0.65	0.68	147	154	60-140	4	40	J(M1)

Results presented on this page are in the units indicated by the "Units" column except where an alternate unit is presented to the right of the result.

REPORT OF LABORATORY ANALYSIS

This report shall not be reproduced, except in full,
without the written consent of Pace Analytical Services, LLC.

Pace Analytical Services, LLC
8 East Tower Circle
Ormond Beach, FL 32174
(386)672-5668

QUALITY CONTROL DATA

Project: Lena Rd Landfill
Pace Project No.: 35344625

QC Batch: 403141 | Analysis Method: EPA 8011
QC Batch Method: EPA 8011 | Analysis Description: 8011 EDB DBCP
Associated Lab Samples: 35344869001, 35344869002, 35344869003, 35344869004, 35344869005, 35344869006, 35344869007, 35344869008, 35344869009, 35344869010, 35344869011, 35344869012, 35344869013, 35344869014, 35344869015, 35344869016, 35344869017, 35344869018

METHOD BLANK: 2200636 | Matrix: Water
Associated Lab Samples: 35344869001, 35344869002, 35344869003, 35344869004, 35344869005, 35344869006, 35344869007, 35344869008, 35344869009, 35344869010, 35344869011, 35344869012, 35344869013, 35344869014, 35344869015, 35344869016, 35344869017, 35344869018

Parameter	Units	Blank Result	Reporting Limit	MDL	Analyzed	Qualifiers
1,2-Dibromo-3-chloropropane	ug/L	0.0064 U	0.020	0.0064	11/07/17 02:41	
1,2-Dibromoethane (EDB)	ug/L	0.0075 U	0.010	0.0075	11/07/17 02:41	

LABORATORY CONTROL SAMPLE: 2200637

Parameter	Units	Spike Conc.	LCS Result	LCS % Rec	% Rec Limits	Qualifiers
1,2-Dibromo-3-chloropropane	ug/L	.25	0.29	117	60-140	
1,2-Dibromoethane (EDB)	ug/L	.25	0.28	113	60-140	

MATRIX SPIKE & MATRIX SPIKE DUPLICATE: 2202097 2202098

Parameter	Units	35344818016 Result	MS Spike Conc.	MSD Spike Conc.	MS Result	MSD Result	MS % Rec	MSD % Rec	% Rec Limits	RPD	Max RPD	Qual
1,2-Dibromo-3-chloropropane	ug/L	0.0063 U	.44	.44	0.63	0.61	142	139	60-140	2	40	J(M1)
1,2-Dibromoethane (EDB)	ug/L	0.0073 U	.44	.44	0.58	0.56	131	128	60-140	2	40	

Results presented on this page are in the units indicated by the "Units" column except where an alternate unit is presented to the right of the result.

REPORT OF LABORATORY ANALYSIS

This report shall not be reproduced, except in full,
without the written consent of Pace Analytical Services, LLC.

Pace Analytical Services, LLC
8 East Tower Circle
Ormond Beach, FL 32174
(386)672-5668

QUALITY CONTROL DATA

Project: Lena Rd Landfill
Pace Project No.: 35344625

QC Batch: 404286 | Analysis Method: EPA 8011
QC Batch Method: EPA 8011 | Analysis Description: 8011 EDB DBCP
Associated Lab Samples: 35345091001, 35345091002, 35345091003, 35345091004, 35345091005, 35345091006

METHOD BLANK: 2206839 | Matrix: Water
Associated Lab Samples: 35345091001, 35345091002, 35345091003, 35345091004, 35345091005, 35345091006

Parameter	Units	Blank Result	Reporting Limit	MDL	Analyzed	Qualifiers
1,2-Dibromo-3-chloropropane	ug/L	0.0064 U	0.020	0.0064	11/17/17 01:40	
1,2-Dibromoethane (EDB)	ug/L	0.0075 U	0.010	0.0075	11/17/17 01:40	

LABORATORY CONTROL SAMPLE: 2206840

Parameter	Units	Spike Conc.	LCS Result	LCS % Rec	% Rec Limits	Qualifiers
1,2-Dibromo-3-chloropropane	ug/L	.25	0.27	106	60-140	
1,2-Dibromoethane (EDB)	ug/L	.25	0.23	92	60-140	

MATRIX SPIKE & MATRIX SPIKE DUPLICATE: 2207168 2207169

Parameter	Units	35345944004 Result	MS Spike Conc.	MSD Spike Conc.	MS Result	MSD Result	MS % Rec	MSD % Rec	% Rec Limits	RPD	Max RPD	Qual
1,2-Dibromo-3-chloropropane	ug/L	0.0063 U	.44	.44	0.47	0.49	106	112	60-140	5	40	Q
1,2-Dibromoethane (EDB)	ug/L	0.0073 U	.44	.44	0.45	0.45	101	102	60-140	1	40	Q

Results presented on this page are in the units indicated by the "Units" column except where an alternate unit is presented to the right of the result.

REPORT OF LABORATORY ANALYSIS

This report shall not be reproduced, except in full,
without the written consent of Pace Analytical Services, LLC.

Pace Analytical Services, LLC
8 East Tower Circle
Ormond Beach, FL 32174
(386)672-5668

QUALITY CONTROL DATA

Project: Lena Rd Landfill
Pace Project No.: 35344625

QC Batch: 408990 Analysis Method: EPA 8011
QC Batch Method: EPA 8011 Analysis Description: 8011 EDB DBCP
Associated Lab Samples: 35350726001, 35350726002, 35350726003, 35350726004, 35350726005

METHOD BLANK: 2232323 Matrix: Water
Associated Lab Samples: 35350726001, 35350726002, 35350726003, 35350726004, 35350726005

Parameter	Units	Blank Result	Reporting Limit	MDL	Analyzed	Qualifiers
1,2-Dibromo-3-chloropropane	ug/L	0.0064 U	0.020	0.0064	12/06/17 10:36	
1,2-Dibromoethane (EDB)	ug/L	0.0075 U	0.010	0.0075	12/06/17 10:36	

LABORATORY CONTROL SAMPLE: 2232324

Parameter	Units	Spike Conc.	LCS Result	LCS % Rec	% Rec Limits	Qualifiers
1,2-Dibromo-3-chloropropane	ug/L	.25	0.23	90	60-140	
1,2-Dibromoethane (EDB)	ug/L	.25	0.25	101	60-140	

MATRIX SPIKE & MATRIX SPIKE DUPLICATE: 2233861 2233862

Parameter	Units	35350724001 Result	MS Spike Conc.	MSD Spike Conc.	MS Result	MSD Result	MS % Rec	MSD % Rec	% Rec Limits	RPD	Max RPD	Qual
1,2-Dibromo-3-chloropropane	ug/L	0.0069 U	.44	.44	0.58	0.58	132	132	60-140	0	40	
1,2-Dibromoethane (EDB)	ug/L	0.0080 U	.44	.44	0.66	0.65	149	147	60-140	1	40	J(M1)

Results presented on this page are in the units indicated by the "Units" column except where an alternate unit is presented to the right of the result.

REPORT OF LABORATORY ANALYSIS

This report shall not be reproduced, except in full,
without the written consent of Pace Analytical Services, LLC.

Pace Analytical Services, LLC
8 East Tower Circle
Ormond Beach, FL 32174
(386)672-5668

QUALITY CONTROL DATA

Project: Lena Rd Landfill
Pace Project No.: 35344625

QC Batch: 402167 | Analysis Method: SM 2540C
QC Batch Method: SM 2540C | Analysis Description: 2540C Total Diss. Solids Tampa
Associated Lab Samples: 35344625001, 35344625002, 35344625003, 35344625004, 35344625005, 35344625006, 35344625007, 35344625008, 35344625009, 35344625010, 35344625011, 35344625012

METHOD BLANK: 2195176 | Matrix: Water
Associated Lab Samples: 35344625001, 35344625002, 35344625003, 35344625004, 35344625005, 35344625006, 35344625007, 35344625008, 35344625009, 35344625010, 35344625011, 35344625012

Parameter	Units	Blank Result	Reporting Limit	MDL	Analyzed	Qualifiers
Total Dissolved Solids	mg/L	5.0 U	5.0	5.0	10/31/17 16:23	

LABORATORY CONTROL SAMPLE: 2195177

Parameter	Units	Spike Conc.	LCS Result	LCS % Rec	% Rec Limits	Qualifiers
Total Dissolved Solids	mg/L	300	289	96	90-110	

SAMPLE DUPLICATE: 2195178

Parameter	Units	35344347001 Result	Dup Result	RPD	Max RPD	Qualifiers
Total Dissolved Solids	mg/L	214	222	4	5	

SAMPLE DUPLICATE: 2195179

Parameter	Units	35344625004 Result	Dup Result	RPD	Max RPD	Qualifiers
Total Dissolved Solids	mg/L	684	689	1	5	

Results presented on this page are in the units indicated by the "Units" column except where an alternate unit is presented to the right of the result.

This report shall not be reproduced, except in full,
without the written consent of Pace Analytical Services, LLC.

Pace Analytical Services, LLC
8 East Tower Circle
Ormond Beach, FL 32174
(386)672-5668

QUALITY CONTROL DATA

Project: Lena Rd Landfill
Pace Project No.: 35344625

QC Batch: 404877 Analysis Method: EPA 1631E
QC Batch Method: EPA 1631E Analysis Description: 1631E Mercury,Low Level
Associated Lab Samples: 35345091001, 35345091002, 35345091003, 35345091004, 35345091007, 35345091008

METHOD BLANK: 2210919 Matrix: Water
Associated Lab Samples: 35345091001, 35345091002, 35345091003, 35345091004, 35345091007, 35345091008

Parameter	Units	Blank Result	Reporting Limit	MDL	Analyzed	Qualifiers
Mercury	ng/L	0.25 U	0.50	0.25	11/11/17 14:22	

METHOD BLANK: 2210920 Matrix: Water
Associated Lab Samples: 35345091001, 35345091002, 35345091003, 35345091004, 35345091007, 35345091008

Parameter	Units	Blank Result	Reporting Limit	MDL	Analyzed	Qualifiers
Mercury	ng/L	0.25 U	0.50	0.25	11/11/17 14:27	

METHOD BLANK: 2210921 Matrix: Water
Associated Lab Samples: 35345091001, 35345091002, 35345091003, 35345091004, 35345091007, 35345091008

Parameter	Units	Blank Result	Reporting Limit	MDL	Analyzed	Qualifiers
Mercury	ng/L	0.25 U	0.50	0.25	11/11/17 14:32	

METHOD BLANK: 2210930 Matrix: Water
Associated Lab Samples: 35345091001, 35345091002, 35345091003, 35345091004, 35345091007, 35345091008

Parameter	Units	Blank Result	Reporting Limit	MDL	Analyzed	Qualifiers
Mercury	ng/L	0.25 U	0.50	0.25	11/11/17 14:37	

LABORATORY CONTROL SAMPLE: 2210922

Parameter	Units	Spike Conc.	LCS Result	LCS % Rec	% Rec Limits	Qualifiers
Mercury	ng/L	5	5.16	103	77-123	

MATRIX SPIKE & MATRIX SPIKE DUPLICATE: 2210923 2210924

Parameter	Units	35344923001 Result	MS Spike Conc.	MSD Spike Conc.	MS Result	MSD Result	MS % Rec	MSD % Rec	% Rec Limits	RPD	Max RPD	Qual
Mercury	ng/L	0.311 I	.5	.5	0.728	0.738	83	85	71-125	1	24	

Results presented on this page are in the units indicated by the "Units" column except where an alternate unit is presented to the right of the result.

REPORT OF LABORATORY ANALYSIS

This report shall not be reproduced, except in full,
without the written consent of Pace Analytical Services, LLC.

Pace Analytical Services, LLC
8 East Tower Circle
Ormond Beach, FL 32174
(386)672-5668

QUALITY CONTROL DATA

Project: Lena Rd Landfill
Pace Project No.: 35344625

MATRIX SPIKE & MATRIX SPIKE DUPLICATE: 2210925 2210926

Parameter	Units	35345634001 Result	MS Spike Conc.	MSD Spike Conc.	MS Result	MSD Result	MS % Rec	MSD % Rec	% Rec Limits	RPD	Max RPD	Qual
Mercury	ng/L	0.25 U	.5	.5	0.542	0.535	95	94	71-125	1	24	

Results presented on this page are in the units indicated by the "Units" column except where an alternate unit is presented to the right of the result.

REPORT OF LABORATORY ANALYSIS

This report shall not be reproduced, except in full,
without the written consent of Pace Analytical Services, LLC.

Pace Analytical Services, LLC
8 East Tower Circle
Ormond Beach, FL 32174
(386)672-5668

QUALITY CONTROL DATA

Project: Lena Rd Landfill
Pace Project No.: 35344625

QC Batch: 404947 | Analysis Method: EPA 1631E
QC Batch Method: EPA 1631E | Analysis Description: 1631E Mercury,Low Level
Associated Lab Samples: 35345091009, 35345091010

METHOD BLANK: 2211628 | Matrix: Water
Associated Lab Samples: 35345091009, 35345091010

Parameter	Units	Blank Result	Reporting Limit	MDL	Analyzed	Qualifiers
Mercury	ng/L	0.25 U	0.50	0.25	11/14/17 13:12	

METHOD BLANK: 2211629 | Matrix: Water
Associated Lab Samples: 35345091009, 35345091010

Parameter	Units	Blank Result	Reporting Limit	MDL	Analyzed	Qualifiers
Mercury	ng/L	0.25 U	0.50	0.25	11/14/17 13:17	

METHOD BLANK: 2211630 | Matrix: Water
Associated Lab Samples: 35345091009, 35345091010

Parameter	Units	Blank Result	Reporting Limit	MDL	Analyzed	Qualifiers
Mercury	ng/L	0.25 U	0.50	0.25	11/14/17 13:22	

METHOD BLANK: 2211636 | Matrix: Water
Associated Lab Samples: 35345091009, 35345091010

Parameter	Units	Blank Result	Reporting Limit	MDL	Analyzed	Qualifiers
Mercury	ng/L	0.25 U	0.50	0.25	11/14/17 13:27	

LABORATORY CONTROL SAMPLE: 2211631

Parameter	Units	Spike Conc.	LCS Result	LCS % Rec	% Rec Limits	Qualifiers
Mercury	ng/L	5	4.91	98	77-123	

MATRIX SPIKE & MATRIX SPIKE DUPLICATE: 2211632 2211633

Parameter	Units	35345091009 Result	MS Spike Conc.	MSD Spike Conc.	MS Result	MSD Result	MS % Rec	MSD % Rec	% Rec Limits	RPD	Max RPD	Qual
Mercury	ng/L	0.25 U	.5	.5	0.562	0.554	86	85	71-125	1	24	

Results presented on this page are in the units indicated by the "Units" column except where an alternate unit is presented to the right of the result.

REPORT OF LABORATORY ANALYSIS

This report shall not be reproduced, except in full,
without the written consent of Pace Analytical Services, LLC.

Pace Analytical Services, LLC
8 East Tower Circle
Ormond Beach, FL 32174
(386)672-5668

QUALITY CONTROL DATA

Project: Lena Rd Landfill
Pace Project No.: 35344625

MATRIX SPIKE & MATRIX SPIKE DUPLICATE: 2211634 2211635

Parameter	Units	35346078003 Result	MS Spike Conc.	MSD Spike Conc.	MS Result	MSD Result	MS % Rec	MSD % Rec	% Rec Limits	RPD	Max RPD	Qual
Mercury	ng/L	1.56	.5	.5	1.93	2.04	75	97	71-125	6	24	

Results presented on this page are in the units indicated by the "Units" column except where an alternate unit is presented to the right of the result.

This report shall not be reproduced, except in full,
without the written consent of Pace Analytical Services, LLC.

Pace Analytical Services, LLC
8 East Tower Circle
Ormond Beach, FL 32174
(386)672-5668

QUALITY CONTROL DATA

Project: Lena Rd Landfill
Pace Project No.: 35344625

QC Batch: 403380 | Analysis Method: SM 2540C
QC Batch Method: SM 2540C | Analysis Description: 2540C Total Dissolved Solids
Associated Lab Samples: 35344869001, 35344869002, 35344869003, 35344869004, 35344869005, 35344869006, 35344869007, 35344869008, 35344869009, 35344869010, 35344869011, 35344869012, 35344869013, 35344869014, 35344869015, 35344869016, 35344869017, 35344869018

METHOD BLANK: 2202127 | Matrix: Water
Associated Lab Samples: 35344869001, 35344869002, 35344869003, 35344869004, 35344869005, 35344869006, 35344869007, 35344869008, 35344869009, 35344869010, 35344869011, 35344869012, 35344869013, 35344869014, 35344869015, 35344869016, 35344869017, 35344869018

Parameter	Units	Blank Result	Reporting Limit	MDL	Analyzed	Qualifiers
Total Dissolved Solids	mg/L	5.0 U	5.0	5.0	11/05/17 15:40	

LABORATORY CONTROL SAMPLE: 2202128

Parameter	Units	Spike Conc.	LCS Result	LCS % Rec	% Rec Limits	Qualifiers
Total Dissolved Solids	mg/L	300	300	100	90-110	

SAMPLE DUPLICATE: 2202129

Parameter	Units	35344869001 Result	Dup Result	RPD	Max RPD	Qualifiers
Total Dissolved Solids	mg/L	728	726	0	5	

SAMPLE DUPLICATE: 2202130

Parameter	Units	35344869011 Result	Dup Result	RPD	Max RPD	Qualifiers
Total Dissolved Solids	mg/L	209	217	4	5	

Results presented on this page are in the units indicated by the "Units" column except where an alternate unit is presented to the right of the result.

This report shall not be reproduced, except in full,
without the written consent of Pace Analytical Services, LLC.

Pace Analytical Services, LLC
8 East Tower Circle
Ormond Beach, FL 32174
(386)672-5668

QUALITY CONTROL DATA

Project: Lena Rd Landfill
Pace Project No.: 35344625

QC Batch: 403446 | Analysis Method: SM 2540C
QC Batch Method: SM 2540C | Analysis Description: 2540C Total Dissolved Solids
Associated Lab Samples: 35345091001, 35345091002, 35345091003, 35345091004

METHOD BLANK: 2202291 | Matrix: Water
Associated Lab Samples: 35345091001, 35345091002, 35345091003, 35345091004

Parameter	Units	Blank Result	Reporting Limit	MDL	Analyzed	Qualifiers
Total Dissolved Solids	mg/L	5.0 U	5.0	5.0	11/06/17 09:24	

LABORATORY CONTROL SAMPLE: 2202292

Parameter	Units	Spike Conc.	LCS Result	LCS % Rec	% Rec Limits	Qualifiers
Total Dissolved Solids	mg/L	300	302	101	90-110	

SAMPLE DUPLICATE: 2202293

Parameter	Units	35345130003 Result	Dup Result	RPD	Max RPD	Qualifiers
Total Dissolved Solids	mg/L	157	164	4	5	

SAMPLE DUPLICATE: 2202294

Parameter	Units	35344975001 Result	Dup Result	RPD	Max RPD	Qualifiers
Total Dissolved Solids	mg/L	125	125	0	5	

Results presented on this page are in the units indicated by the "Units" column except where an alternate unit is presented to the right of the result.

This report shall not be reproduced, except in full,
without the written consent of Pace Analytical Services, LLC.

Pace Analytical Services, LLC
8 East Tower Circle
Ormond Beach, FL 32174
(386)672-5668

QUALITY CONTROL DATA

Project: Lena Rd Landfill
Pace Project No.: 35344625

QC Batch: 403319 | Analysis Method: SM 2540D
QC Batch Method: SM 2540D | Analysis Description: 2540D Total Suspended Solids
Associated Lab Samples: 35345091001, 35345091002, 35345091003, 35345091004

METHOD BLANK: 2201740 | Matrix: Water
Associated Lab Samples: 35345091001, 35345091002, 35345091003, 35345091004

Parameter	Units	Blank Result	Reporting Limit	MDL	Analyzed	Qualifiers
Total Suspended Solids	mg/L	1.0 U	1.0	1.0	11/04/17 13:28	

LABORATORY CONTROL SAMPLE & LCSD: 2201741 2201742

Parameter	Units	Spike Conc.	LCS Result	LCSD Result	LCS % Rec	LCSD % Rec	% Rec Limits	RPD	Max RPD	Qualifiers
Total Suspended Solids	mg/L	100	102	98.0	102	98	90-110	4	5	

Results presented on this page are in the units indicated by the "Units" column except where an alternate unit is presented to the right of the result.

This report shall not be reproduced, except in full,
without the written consent of Pace Analytical Services, LLC.

Pace Analytical Services, LLC
8 East Tower Circle
Ormond Beach, FL 32174
(386)672-5668

QUALITY CONTROL DATA

Project: Lena Rd Landfill
Pace Project No.: 35344625

QC Batch: 402390 | Analysis Method: SM 5210B
QC Batch Method: SM 5210B | Analysis Description: 5210B BOD, 5 day
Associated Lab Samples: 35345091001, 35345091002, 35345091003, 35345091004

METHOD BLANK: 2196470 | Matrix: Water
Associated Lab Samples: 35345091001, 35345091002, 35345091003, 35345091004

Parameter	Units	Blank Result	Reporting Limit	MDL	Analyzed	Qualifiers
BOD, 5 day	mg/L	2.0 U	2.0	2.0	11/06/17 12:02	

LABORATORY CONTROL SAMPLE: 2196472

Parameter	Units	Spike Conc.	LCS Result	LCS % Rec	% Rec Limits	Qualifiers
BOD, 5 day	mg/L	199	206	103	85-115	

SAMPLE DUPLICATE: 2196473

Parameter	Units	35345000001 Result	Dup Result	RPD	Max RPD	Qualifiers
BOD, 5 day	mg/L	<2.0	2.0 U		20	

Results presented on this page are in the units indicated by the "Units" column except where an alternate unit is presented to the right of the result.

This report shall not be reproduced, except in full,
without the written consent of Pace Analytical Services, LLC.

Pace Analytical Services, LLC
8 East Tower Circle
Ormond Beach, FL 32174
(386)672-5668

QUALITY CONTROL DATA

Project: Lena Rd Landfill
Pace Project No.: 35344625

QC Batch: 402410 | Analysis Method: SM10200
QC Batch Method: SM10200 | Analysis Description: Chlorophyll & Pheophytin
Associated Lab Samples: 35345091001, 35345091002, 35345091003, 35345091004

METHOD BLANK: 2196548 | Matrix: Water
Associated Lab Samples: 35345091001, 35345091002, 35345091003, 35345091004

Parameter	Units	Blank Result	Reporting Limit	MDL	Analyzed	Qualifiers
Chlorophyll a	mg/m3	2.2 U	5.0	2.2	11/07/17 15:53	
Chlorophyll a (Corrected)	mg/m3	2.2 U	5.0	2.2	11/07/17 15:53	
Chlorophyll b	mg/m3	2.2 U	5.0	2.2	11/07/17 15:53	
Chlorophyll c	mg/m3	2.2 U	5.0	2.2	11/07/17 15:53	
Pheophytin	mg/m3	2.2 U	5.0	2.2	11/07/17 15:53	

LABORATORY CONTROL SAMPLE: 2196549

Parameter	Units	Spike Conc.	LCS Result	LCS % Rec	% Rec Limits	Qualifiers
Chlorophyll a	mg/m3	10	9.7	97	85-115	

SAMPLE DUPLICATE: 2196550

Parameter	Units	35345018002 Result	Dup Result	RPD	Max RPD	Qualifiers
Chlorophyll a	mg/m3	2.2 U	2.2 U		40	
Chlorophyll a (Corrected)	mg/m3	2.2 U	2.2 U		40	
Chlorophyll b	mg/m3	2.2 U	2.2 U		40	
Chlorophyll c	mg/m3	2.2 U	2.2 U		40	
Pheophytin	mg/m3	2.2 U	2.2 U		40	

SAMPLE DUPLICATE: 2196551

Parameter	Units	35345099006 Result	Dup Result	RPD	Max RPD	Qualifiers
Chlorophyll a	mg/m3	3.0 I	2.9 I		40	
Chlorophyll a (Corrected)	mg/m3	3.3 I	2.8 U		40	
Chlorophyll b	mg/m3	2.2 U	2.8 U		40	
Chlorophyll c	mg/m3	2.2 U	2.8 U		40	
Pheophytin	mg/m3	2.2 U	2.8 U		40	

Results presented on this page are in the units indicated by the "Units" column except where an alternate unit is presented to the right of the result.

This report shall not be reproduced, except in full,
without the written consent of Pace Analytical Services, LLC.

Pace Analytical Services, LLC
8 East Tower Circle
Ormond Beach, FL 32174
(386)672-5668

QUALITY CONTROL DATA

Project: Lena Rd Landfill
Pace Project No.: 35344625

QC Batch: 401960 | Analysis Method: EPA 300.0
QC Batch Method: EPA 300.0 | Analysis Description: 300.0 IC Anions
Associated Lab Samples: 35344625001, 35344625002, 35344625003, 35344625004, 35344625005, 35344625006, 35344625007, 35344625008, 35344625009, 35344625010, 35344625011, 35344625012

METHOD BLANK: 2194029 | Matrix: Water
Associated Lab Samples: 35344625001, 35344625002, 35344625003, 35344625004, 35344625005, 35344625006, 35344625007, 35344625008, 35344625009, 35344625010, 35344625011, 35344625012

Parameter	Units	Blank Result	Reporting Limit	MDL	Analyzed	Qualifiers
Chloride	mg/L	2.5 U	5.0	2.5	10/30/17 13:30	

LABORATORY CONTROL SAMPLE: 2194030

Parameter	Units	Spike Conc.	LCS Result	LCS % Rec	% Rec Limits	Qualifiers
Chloride	mg/L	50	46.0	92	90-110	

MATRIX SPIKE & MATRIX SPIKE DUPLICATE: 2194031 2194032

Parameter	Units	35344599001 Result	MS Spike Conc.	MSD Spike Conc.	MS Result	MSD Result	MS % Rec	MSD % Rec	% Rec Limits	RPD	Max RPD	Qual
Chloride	mg/L	6.9	50	50	52.9	52.2	92	91	90-110	1	20	

MATRIX SPIKE & MATRIX SPIKE DUPLICATE: 2194033 2194034

Parameter	Units	35344625001 Result	MS Spike Conc.	MSD Spike Conc.	MS Result	MSD Result	MS % Rec	MSD % Rec	% Rec Limits	RPD	Max RPD	Qual
Chloride	mg/L	8.9	50	50	55.9	56.0	94	94	90-110	0	20	

Results presented on this page are in the units indicated by the "Units" column except where an alternate unit is presented to the right of the result.

This report shall not be reproduced, except in full,
without the written consent of Pace Analytical Services, LLC.

Pace Analytical Services, LLC
8 East Tower Circle
Ormond Beach, FL 32174
(386)672-5668

QUALITY CONTROL DATA

Project: Lena Rd Landfill
Pace Project No.: 35344625

QC Batch: 402820 | Analysis Method: EPA 300.0
QC Batch Method: EPA 300.0 | Analysis Description: 300.0 IC Anions
Associated Lab Samples: 35344869001, 35344869002, 35344869003, 35344869004, 35344869005, 35344869006, 35344869007, 35344869008, 35344869009, 35344869010, 35344869011

METHOD BLANK: 2198954 | Matrix: Water
Associated Lab Samples: 35344869001, 35344869002, 35344869003, 35344869004, 35344869005, 35344869006, 35344869007, 35344869008, 35344869009, 35344869010, 35344869011

Parameter	Units	Blank Result	Reporting Limit	MDL	Analyzed	Qualifiers
Chloride	mg/L	2.5 U	5.0	2.5	11/02/17 10:17	

LABORATORY CONTROL SAMPLE: 2198955

Parameter	Units	Spike Conc.	LCS Result	LCS % Rec	% Rec Limits	Qualifiers
Chloride	mg/L	50	46.2	92	90-110	

MATRIX SPIKE & MATRIX SPIKE DUPLICATE: 2200312 | 2200313

Parameter	Units	35345458018 Result	MS Spike Conc.	MSD Spike Conc.	MS Result	MSD Result	MS % Rec	MSD % Rec	% Rec Limits	RPD	Max RPD	Qual
Chloride	mg/L	170	100	100	262	273	92	103	90-110	4	20	L

MATRIX SPIKE & MATRIX SPIKE DUPLICATE: 2200314 | 2200315

Parameter	Units	35344869003 Result	MS Spike Conc.	MSD Spike Conc.	MS Result	MSD Result	MS % Rec	MSD % Rec	% Rec Limits	RPD	Max RPD	Qual
Chloride	mg/L	25.0	50	50	75.3	73.3	101	97	90-110	3	20	

Results presented on this page are in the units indicated by the "Units" column except where an alternate unit is presented to the right of the result.

REPORT OF LABORATORY ANALYSIS

This report shall not be reproduced, except in full,
without the written consent of Pace Analytical Services, LLC.

Pace Analytical Services, LLC
8 East Tower Circle
Ormond Beach, FL 32174
(386)672-5668

QUALITY CONTROL DATA

Project: Lena Rd Landfill
Pace Project No.: 35344625

QC Batch: 402821 | Analysis Method: EPA 300.0
QC Batch Method: EPA 300.0 | Analysis Description: 300.0 IC Anions
Associated Lab Samples: 35344869012, 35344869013, 35344869014, 35344869015, 35344869016, 35344869017, 35344869018

METHOD BLANK: 2198961 | Matrix: Water
Associated Lab Samples: 35344869012, 35344869013, 35344869014, 35344869015, 35344869016, 35344869017, 35344869018

Parameter	Units	Blank Result	Reporting Limit	MDL	Analyzed	Qualifiers
Chloride	mg/L	2.5 U	5.0	2.5	11/02/17 22:02	

LABORATORY CONTROL SAMPLE: 2198962

Parameter	Units	Spike Conc.	LCS Result	LCS % Rec	% Rec Limits	Qualifiers
Chloride	mg/L	50	46.2	92	90-110	

MATRIX SPIKE & MATRIX SPIKE DUPLICATE: 2200316 2200317

Parameter	Units	35344149001 Result	MS Spike Conc.	MSD Spike Conc.	MS Result	MSD Result	MS % Rec	MSD % Rec	% Rec Limits	RPD	Max RPD	Qual
Chloride	mg/L	196	1000	1000	1140	1110	95	92	90-110	3	20	

Results presented on this page are in the units indicated by the "Units" column except where an alternate unit is presented to the right of the result.

This report shall not be reproduced, except in full,
without the written consent of Pace Analytical Services, LLC.

Pace Analytical Services, LLC
8 East Tower Circle
Ormond Beach, FL 32174
(386)672-5668

QUALITY CONTROL DATA

Project: Lena Rd Landfill
Pace Project No.: 35344625

QC Batch: 404745 | Analysis Method: EPA 350.1
QC Batch Method: EPA 350.1 | Analysis Description: 350.1 Ammonia
Associated Lab Samples: 35344625001, 35344625003, 35344625004, 35344625005, 35344625006, 35344625007, 35344625008, 35344625009, 35344625010, 35344625011, 35344625012

METHOD BLANK: 2210016 | Matrix: Water
Associated Lab Samples: 35344625001, 35344625003, 35344625004, 35344625005, 35344625006, 35344625007, 35344625008, 35344625009, 35344625010, 35344625011, 35344625012

Parameter	Units	Blank Result	Reporting Limit	MDL	Analyzed	Qualifiers
Nitrogen, Ammonia	mg/L	0.020 U	0.050	0.020	11/10/17 17:19	

LABORATORY CONTROL SAMPLE: 2210017

Parameter	Units	Spike Conc.	LCS Result	LCS % Rec	% Rec Limits	Qualifiers
Nitrogen, Ammonia	mg/L	1	1.0	104	90-110	

MATRIX SPIKE SAMPLE: 2210019

Parameter	Units	35344457002 Result	Spike Conc.	MS Result	MS % Rec	% Rec Limits	Qualifiers
Nitrogen, Ammonia	mg/L	17.2	1	18.0	73	90-110	J(M1)

SAMPLE DUPLICATE: 2210018

Parameter	Units	35344457002 Result	Dup Result	RPD	Max RPD	Qualifiers
Nitrogen, Ammonia	mg/L	17.2	17.2	0	20	

Results presented on this page are in the units indicated by the "Units" column except where an alternate unit is presented to the right of the result.

REPORT OF LABORATORY ANALYSIS

This report shall not be reproduced, except in full,
without the written consent of Pace Analytical Services, LLC.

Pace Analytical Services, LLC
8 East Tower Circle
Ormond Beach, FL 32174
(386)672-5668

QUALITY CONTROL DATA

Project: Lena Rd Landfill
Pace Project No.: 35344625

QC Batch: 405155 | Analysis Method: EPA 350.1
QC Batch Method: EPA 350.1 | Analysis Description: 350.1 Ammonia
Associated Lab Samples: 35344625002

METHOD BLANK: 2212271 | Matrix: Water
Associated Lab Samples: 35344625002

Parameter	Units	Blank Result	Reporting Limit	MDL	Analyzed	Qualifiers
Nitrogen, Ammonia	mg/L	0.020 U	0.050	0.020	11/13/17 15:47	

LABORATORY CONTROL SAMPLE: 2212272

Parameter	Units	Spike Conc.	LCS Result	LCS % Rec	% Rec Limits	Qualifiers
Nitrogen, Ammonia	mg/L	1	0.94	94	90-110	

MATRIX SPIKE SAMPLE: 2212274

Parameter	Units	35344625002 Result	Spike Conc.	MS Result	MS % Rec	% Rec Limits	Qualifiers
Nitrogen, Ammonia	mg/L	0.16	1	1.2	106	90-110	

SAMPLE DUPLICATE: 2212273

Parameter	Units	35344625002 Result	Dup Result	RPD	Max RPD	Qualifiers
Nitrogen, Ammonia	mg/L	0.16	0.16	2	20	

Results presented on this page are in the units indicated by the "Units" column except where an alternate unit is presented to the right of the result.

This report shall not be reproduced, except in full,
without the written consent of Pace Analytical Services, LLC.

Pace Analytical Services, LLC
8 East Tower Circle
Ormond Beach, FL 32174
(386)672-5668

QUALITY CONTROL DATA

Project: Lena Rd Landfill
Pace Project No.: 35344625

QC Batch: 405159 | Analysis Method: EPA 350.1
QC Batch Method: EPA 350.1 | Analysis Description: 350.1 Ammonia
Associated Lab Samples: 35344869001, 35344869002, 35344869003, 35344869004, 35344869005, 35344869006, 35344869007, 35344869008, 35344869009, 35344869010, 35344869011, 35344869012, 35344869013

METHOD BLANK: 2212284 | Matrix: Water
Associated Lab Samples: 35344869001, 35344869002, 35344869003, 35344869004, 35344869005, 35344869006, 35344869007, 35344869008, 35344869009, 35344869010, 35344869011, 35344869012, 35344869013

Parameter	Units	Blank Result	Reporting Limit	MDL	Analyzed	Qualifiers
Nitrogen, Ammonia	mg/L	0.020 U	0.050	0.020	11/14/17 10:11	

LABORATORY CONTROL SAMPLE: 2212285

Parameter	Units	Spike Conc.	LCS Result	LCS % Rec	% Rec Limits	Qualifiers
Nitrogen, Ammonia	mg/L	1	1.1	110	90-110	

MATRIX SPIKE SAMPLE: 2212287

Parameter	Units	35346269004 Result	Spike Conc.	MS Result	MS % Rec	% Rec Limits	Qualifiers
Nitrogen, Ammonia	mg/L	0.020 I	1	1.1	110	90-110	

SAMPLE DUPLICATE: 2212286

Parameter	Units	35346269004 Result	Dup Result	RPD	Max RPD	Qualifiers
Nitrogen, Ammonia	mg/L	0.020 I	0.033 I		20	

Results presented on this page are in the units indicated by the "Units" column except where an alternate unit is presented to the right of the result.

REPORT OF LABORATORY ANALYSIS

This report shall not be reproduced, except in full,
without the written consent of Pace Analytical Services, LLC.

Pace Analytical Services, LLC
8 East Tower Circle
Ormond Beach, FL 32174
(386)672-5668

QUALITY CONTROL DATA

Project: Lena Rd Landfill
Pace Project No.: 35344625

QC Batch: 405161 | Analysis Method: EPA 350.1
QC Batch Method: EPA 350.1 | Analysis Description: 350.1 Ammonia
Associated Lab Samples: 35344869014, 35344869015, 35344869016, 35344869017, 35344869018

METHOD BLANK: 2212291 | Matrix: Water
Associated Lab Samples: 35344869014, 35344869015, 35344869016, 35344869017, 35344869018

Parameter	Units	Blank Result	Reporting Limit	MDL	Analyzed	Qualifiers
Nitrogen, Ammonia	mg/L	0.020 U	0.050	0.020	11/14/17 12:44	

LABORATORY CONTROL SAMPLE: 2212292

Parameter	Units	Spike Conc.	LCS Result	LCS % Rec	% Rec Limits	Qualifiers
Nitrogen, Ammonia	mg/L	1	1.1	108	90-110	

MATRIX SPIKE SAMPLE: 2212294

Parameter	Units	35344869014 Result	Spike Conc.	MS Result	MS % Rec	% Rec Limits	Qualifiers
Nitrogen, Ammonia	mg/L	2.4	1	3.5	103	90-110	

SAMPLE DUPLICATE: 2212293

Parameter	Units	35344869014 Result	Dup Result	RPD	Max RPD	Qualifiers
Nitrogen, Ammonia	mg/L	2.4	2.4	1	20	

Results presented on this page are in the units indicated by the "Units" column except where an alternate unit is presented to the right of the result.

This report shall not be reproduced, except in full,
without the written consent of Pace Analytical Services, LLC.

Pace Analytical Services, LLC
8 East Tower Circle
Ormond Beach, FL 32174
(386)672-5668

QUALITY CONTROL DATA

Project: Lena Rd Landfill
Pace Project No.: 35344625

QC Batch: 405163 | Analysis Method: EPA 350.1
QC Batch Method: EPA 350.1 | Analysis Description: 350.1 Ammonia
Associated Lab Samples: 35345091001, 35345091002, 35345091003, 35345091004

METHOD BLANK: 2212295 | Matrix: Water
Associated Lab Samples: 35345091001, 35345091002, 35345091003, 35345091004

Parameter	Units	Blank Result	Reporting Limit	MDL	Analyzed	Qualifiers
Nitrogen, Ammonia	mg/L	0.020 U	0.050	0.020	11/14/17 15:49	

LABORATORY CONTROL SAMPLE: 2212296

Parameter	Units	Spike Conc.	LCS Result	LCS % Rec	% Rec Limits	Qualifiers
Nitrogen, Ammonia	mg/L	1	1.1	107	90-110	

MATRIX SPIKE SAMPLE: 2212298

Parameter	Units	35345091001 Result	Spike Conc.	MS Result	MS % Rec	% Rec Limits	Qualifiers
Nitrogen, Ammonia	mg/L	0.19	1	1.2	99	90-110	

SAMPLE DUPLICATE: 2212297

Parameter	Units	35345091001 Result	Dup Result	RPD	Max RPD	Qualifiers
Nitrogen, Ammonia	mg/L	0.19	0.20	2	20	

Results presented on this page are in the units indicated by the "Units" column except where an alternate unit is presented to the right of the result.

This report shall not be reproduced, except in full,
without the written consent of Pace Analytical Services, LLC.

Pace Analytical Services, LLC
8 East Tower Circle
Ormond Beach, FL 32174
(386)672-5668

QUALITY CONTROL DATA

Project: Lena Rd Landfill
Pace Project No.: 35344625

QC Batch: 404595 | Analysis Method: EPA 351.2
QC Batch Method: EPA 351.2 | Analysis Description: 351.2 TKN
Associated Lab Samples: 35345091001, 35345091002, 35345091003, 35345091004

METHOD BLANK: 2209386 | Matrix: Water
Associated Lab Samples: 35345091001, 35345091002, 35345091003, 35345091004

Parameter	Units	Blank Result	Reporting Limit	MDL	Analyzed	Qualifiers
Nitrogen, Kjeldahl, Total	mg/L	0.086 U	0.50	0.086	11/15/17 16:47	

LABORATORY CONTROL SAMPLE: 2209387

Parameter	Units	Spike Conc.	LCS Result	LCS % Rec	% Rec Limits	Qualifiers
Nitrogen, Kjeldahl, Total	mg/L	20	19.8	99	90-110	

MATRIX SPIKE SAMPLE: 2209389

Parameter	Units	35347238001 Result	Spike Conc.	MS Result	MS % Rec	% Rec Limits	Qualifiers
Nitrogen, Kjeldahl, Total	mg/L	0.55	20	20.0	97	90-110	

SAMPLE DUPLICATE: 2209388

Parameter	Units	35347238001 Result	Dup Result	RPD	Max RPD	Qualifiers
Nitrogen, Kjeldahl, Total	mg/L	0.55	0.57	3	20	

Results presented on this page are in the units indicated by the "Units" column except where an alternate unit is presented to the right of the result.

This report shall not be reproduced, except in full,
without the written consent of Pace Analytical Services, LLC.

Pace Analytical Services, LLC
8 East Tower Circle
Ormond Beach, FL 32174
(386)672-5668

QUALITY CONTROL DATA

Project: Lena Rd Landfill
Pace Project No.: 35344625

QC Batch: 401746 | Analysis Method: EPA 353.2
QC Batch Method: EPA 353.2 | Analysis Description: 353.2 Nitrate + Nitrite, Unpres.
Associated Lab Samples: 35344625001, 35344625002, 35344625003, 35344625004, 35344625005, 35344625006, 35344625007, 35344625008, 35344625009, 35344625010, 35344625011, 35344625012

METHOD BLANK: 2193198 | Matrix: Water
Associated Lab Samples: 35344625001, 35344625002, 35344625003, 35344625004, 35344625005, 35344625006, 35344625007, 35344625008, 35344625009, 35344625010, 35344625011, 35344625012

Parameter	Units	Blank Result	Reporting Limit	MDL	Analyzed	Qualifiers
Nitrogen, Nitrate	mg/L	0.025 U	0.050	0.025	10/28/17 11:09	

SAMPLE DUPLICATE: 2193200

Parameter	Units	2064125001 Result	Dup Result	RPD	Max RPD	Qualifiers
Nitrogen, Nitrate	mg/L	ND	0.025 U		20	Q

SAMPLE DUPLICATE: 2193202

Parameter	Units	35344625009 Result	Dup Result	RPD	Max RPD	Qualifiers
Nitrogen, Nitrate	mg/L	0.025 U	0.025 U		20	

Results presented on this page are in the units indicated by the "Units" column except where an alternate unit is presented to the right of the result.

This report shall not be reproduced, except in full,
without the written consent of Pace Analytical Services, LLC.

Pace Analytical Services, LLC
8 East Tower Circle
Ormond Beach, FL 32174
(386)672-5668

QUALITY CONTROL DATA

Project: Lena Rd Landfill
Pace Project No.: 35344625

QC Batch: 402221 | Analysis Method: EPA 353.2
QC Batch Method: EPA 353.2 | Analysis Description: 353.2 Nitrate + Nitrite, Unpres.
Associated Lab Samples: 35344869001, 35344869002, 35344869003, 35344869004, 35344869005, 35344869006, 35344869007, 35344869008, 35344869009, 35344869010, 35344869011, 35344869012, 35344869013

METHOD BLANK: 2195363 | Matrix: Water
Associated Lab Samples: 35344869001, 35344869002, 35344869003, 35344869004, 35344869005, 35344869006, 35344869007, 35344869008, 35344869009, 35344869010, 35344869011, 35344869012, 35344869013

Parameter	Units	Blank Result	Reporting Limit	MDL	Analyzed	Qualifiers
Nitrogen, Nitrate	mg/L	0.025 U	0.050	0.025	10/31/17 13:20	

SAMPLE DUPLICATE: 2195365

Parameter	Units	35344858001 Result	Dup Result	RPD	Max RPD	Qualifiers
Nitrogen, Nitrate	mg/L	0.056	0.058	3	20	

SAMPLE DUPLICATE: 2195367

Parameter	Units	35344869004 Result	Dup Result	RPD	Max RPD	Qualifiers
Nitrogen, Nitrate	mg/L	0.025 U	0.025 U		20	

Results presented on this page are in the units indicated by the "Units" column except where an alternate unit is presented to the right of the result.

This report shall not be reproduced, except in full,
without the written consent of Pace Analytical Services, LLC.

Pace Analytical Services, LLC
8 East Tower Circle
Ormond Beach, FL 32174
(386)672-5668

QUALITY CONTROL DATA

Project: Lena Rd Landfill
Pace Project No.: 35344625

QC Batch: 402222 | Analysis Method: EPA 353.2
QC Batch Method: EPA 353.2 | Analysis Description: 353.2 Nitrate + Nitrite, Unpres.
Associated Lab Samples: 35344869014, 35344869015, 35344869016, 35344869017, 35344869018

METHOD BLANK: 2195369 | Matrix: Water
Associated Lab Samples: 35344869014, 35344869015, 35344869016, 35344869017, 35344869018

Parameter	Units	Blank Result	Reporting Limit	MDL	Analyzed	Qualifiers
Nitrogen, Nitrate	mg/L	0.025 U	0.050	0.025	10/31/17 14:15	

SAMPLE DUPLICATE: 2195371

Parameter	Units	35344869014 Result	Dup Result	RPD	Max RPD	Qualifiers
Nitrogen, Nitrate	mg/L	0.079	0.057	32	20	J(D6)

Results presented on this page are in the units indicated by the "Units" column except where an alternate unit is presented to the right of the result.

This report shall not be reproduced, except in full,
without the written consent of Pace Analytical Services, LLC.

Pace Analytical Services, LLC
8 East Tower Circle
Ormond Beach, FL 32174
(386)672-5668

QUALITY CONTROL DATA

Project: Lena Rd Landfill
Pace Project No.: 35344625

QC Batch: 402405 | Analysis Method: EPA 353.2
QC Batch Method: EPA 353.2 | Analysis Description: 353.2 Nitrate + Nitrite, Unpres.
Associated Lab Samples: 35345091001, 35345091002, 35345091003, 35345091004

METHOD BLANK: 2196520 | Matrix: Water
Associated Lab Samples: 35345091001, 35345091002, 35345091003, 35345091004

Parameter	Units	Blank Result	Reporting Limit	MDL	Analyzed	Qualifiers
Nitrogen, Nitrate	mg/L	0.025 U	0.050	0.025	11/01/17 08:27	
Nitrogen, NO2 plus NO3	mg/L	0.033 U	0.050	0.033	11/01/17 08:27	

LABORATORY CONTROL SAMPLE: 2196521

Parameter	Units	Spike Conc.	LCS Result	LCS % Rec	% Rec Limits	Qualifiers
Nitrogen, NO2 plus NO3	mg/L	2	2.1	107	90-110	

MATRIX SPIKE SAMPLE: 2196523

Parameter	Units	35345057002 Result	Spike Conc.	MS Result	MS % Rec	% Rec Limits	Qualifiers
Nitrogen, NO2 plus NO3	mg/L	0.036 I	2	2.0	100	90-110	

MATRIX SPIKE SAMPLE: 2196525

Parameter	Units	35345091001 Result	Spike Conc.	MS Result	MS % Rec	% Rec Limits	Qualifiers
Nitrogen, NO2 plus NO3	mg/L	0.23	2	2.1	94	90-110	

SAMPLE DUPLICATE: 2196522

Parameter	Units	35345057002 Result	Dup Result	RPD	Max RPD	Qualifiers
Nitrogen, Nitrate	mg/L	0.036 I	0.036 I		20	
Nitrogen, NO2 plus NO3	mg/L	0.036 I	0.036 I		20	

SAMPLE DUPLICATE: 2196524

Parameter	Units	35345091001 Result	Dup Result	RPD	Max RPD	Qualifiers
Nitrogen, Nitrate	mg/L	0.23	0.23	1	20	
Nitrogen, NO2 plus NO3	mg/L	0.23	0.23	1	20	

Results presented on this page are in the units indicated by the "Units" column except where an alternate unit is presented to the right of the result.

REPORT OF LABORATORY ANALYSIS

This report shall not be reproduced, except in full,
without the written consent of Pace Analytical Services, LLC.

Pace Analytical Services, LLC
8 East Tower Circle
Ormond Beach, FL 32174
(386)672-5668

QUALITY CONTROL DATA

Project: Lena Rd Landfill
Pace Project No.: 35344625

QC Batch: 404596 | Analysis Method: EPA 365.4
QC Batch Method: EPA 365.4 | Analysis Description: 365.4 Phosphorus
Associated Lab Samples: 35345091001, 35345091002, 35345091003, 35345091004

METHOD BLANK: 2209390 | Matrix: Water
Associated Lab Samples: 35345091001, 35345091002, 35345091003, 35345091004

Parameter	Units	Blank Result	Reporting Limit	MDL	Analyzed	Qualifiers
Phosphorus, Total (as P)	mg/L	0.050 U	0.10	0.050	11/15/17 17:10	

LABORATORY CONTROL SAMPLE: 2209391

Parameter	Units	Spike Conc.	LCS Result	LCS % Rec	% Rec Limits	Qualifiers
Phosphorus, Total (as P)	mg/L	4	4.0	99	90-110	

MATRIX SPIKE SAMPLE: 2209393

Parameter	Units	35347238001 Result	Spike Conc.	MS Result	MS % Rec	% Rec Limits	Qualifiers
Phosphorus, Total (as P)	mg/L	ND	4	3.9	97	80-120	

SAMPLE DUPLICATE: 2209392

Parameter	Units	35347238001 Result	Dup Result	RPD	Max RPD	Qualifiers
Phosphorus, Total (as P)	mg/L	ND	0.050 U		20	

Results presented on this page are in the units indicated by the "Units" column except where an alternate unit is presented to the right of the result.

This report shall not be reproduced, except in full,
without the written consent of Pace Analytical Services, LLC.

Pace Analytical Services, LLC
8 East Tower Circle
Ormond Beach, FL 32174
(386)672-5668

QUALITY CONTROL DATA

Project: Lena Rd Landfill
Pace Project No.: 35344625

QC Batch: 405077 | Analysis Method: EPA 410.4
QC Batch Method: EPA 410.4 | Analysis Description: 410.4 COD
Associated Lab Samples: 35345091001, 35345091002, 35345091003, 35345091004

METHOD BLANK: 2211944 | Matrix: Water
Associated Lab Samples: 35345091001, 35345091002, 35345091003, 35345091004

Parameter	Units	Blank Result	Reporting Limit	MDL	Analyzed	Qualifiers
Chemical Oxygen Demand	mg/L	12.5 U	20.0	12.5	11/13/17 20:06	

LABORATORY CONTROL SAMPLE: 2211945

Parameter	Units	Spike Conc.	LCS Result	LCS % Rec	% Rec Limits	Qualifiers
Chemical Oxygen Demand	mg/L	500	500	100	90-110	

MATRIX SPIKE SAMPLE: 2211947

Parameter	Units	35345055001 Result	Spike Conc.	MS Result	MS % Rec	% Rec Limits	Qualifiers
Chemical Oxygen Demand	mg/L	886	5000	5600	94	90-110	

MATRIX SPIKE SAMPLE: 2211949

Parameter	Units	35347220002 Result	Spike Conc.	MS Result	MS % Rec	% Rec Limits	Qualifiers
Chemical Oxygen Demand	mg/L	28.2	500	505	95	90-110	

SAMPLE DUPLICATE: 2211946

Parameter	Units	35345055001 Result	Dup Result	RPD	Max RPD	Qualifiers
Chemical Oxygen Demand	mg/L	886	907	2	20	

SAMPLE DUPLICATE: 2211948

Parameter	Units	35347220002 Result	Dup Result	RPD	Max RPD	Qualifiers
Chemical Oxygen Demand	mg/L	28.2	63.5	77	20	J(D6)

Results presented on this page are in the units indicated by the "Units" column except where an alternate unit is presented to the right of the result.

This report shall not be reproduced, except in full,
without the written consent of Pace Analytical Services, LLC.

Pace Analytical Services, LLC
8 East Tower Circle
Ormond Beach, FL 32174
(386)672-5668

QUALITY CONTROL DATA

Project: Lena Rd Landfill
Pace Project No.: 35344625

QC Batch: 404490 | Analysis Method: SM 5310B
QC Batch Method: SM 5310B | Analysis Description: 5310B TOC
Associated Lab Samples: 35345091001, 35345091002, 35345091003, 35345091004

METHOD BLANK: 2208249 | Matrix: Water
Associated Lab Samples: 35345091001, 35345091002, 35345091003, 35345091004

Parameter	Units	Blank Result	Reporting Limit	MDL	Analyzed	Qualifiers
Total Organic Carbon	mg/L	0.50 U	1.0	0.50	11/10/17 03:04	

LABORATORY CONTROL SAMPLE: 2208250

Parameter	Units	Spike Conc.	LCS Result	LCS % Rec	% Rec Limits	Qualifiers
Total Organic Carbon	mg/L	20	18.7	93	90-110	

MATRIX SPIKE & MATRIX SPIKE DUPLICATE: 2208251 2208252

Parameter	Units	35344896001 Result	MS Spike Conc.	MSD Spike Conc.	MS Result	MSD Result	MS % Rec	MSD % Rec	% Rec Limits	RPD	Max RPD	Qual
Total Organic Carbon	mg/L	16.5	20	20	35.4	35.5	94	95	80-120	0	20	

MATRIX SPIKE & MATRIX SPIKE DUPLICATE: 2208253 2208254

Parameter	Units	35345091001 Result	MS Spike Conc.	MSD Spike Conc.	MS Result	MSD Result	MS % Rec	MSD % Rec	% Rec Limits	RPD	Max RPD	Qual
Total Organic Carbon	mg/L	19.9	20	20	37.8	39.7	90	99	80-120	5	20	

Results presented on this page are in the units indicated by the "Units" column except where an alternate unit is presented to the right of the result.

This report shall not be reproduced, except in full,
without the written consent of Pace Analytical Services, LLC.

Pace Analytical Services, LLC
8 East Tower Circle
Ormond Beach, FL 32174
(386)672-5668

QUALIFIERS

Project: Lena Rd Landfill
Pace Project No.: 35344625

DEFINITIONS

DF - Dilution Factor, if reported, represents the factor applied to the reported data due to dilution of the sample aliquot.

ND - Not Detected at or above adjusted reporting limit.

TNTC - Too Numerous To Count

MDL - Adjusted Method Detection Limit.

PQL - Practical Quantitation Limit.

RL - Reporting Limit.

S - Surrogate

1,2-Diphenylhydrazine decomposes to and cannot be separated from Azobenzene using Method 8270. The result for each analyte is a combined concentration.

Consistent with EPA guidelines, unrounded data are displayed and have been used to calculate % recovery and RPD values.

LCS(D) - Laboratory Control Sample (Duplicate)

MS(D) - Matrix Spike (Duplicate)

DUP - Sample Duplicate

RPD - Relative Percent Difference

NC - Not Calculable.

SG - Silica Gel - Clean-Up

U - Indicates the compound was analyzed for, but not detected.

N-Nitrosodiphenylamine decomposes and cannot be separated from Diphenylamine using Method 8270. The result reported for each analyte is a combined concentration.

Pace Analytical is TNI accredited. Contact your Pace PM for the current list of accredited analytes.

TNI - The NELAC Institute.

LABORATORIES

PASI-C	Pace Analytical Services - Charlotte
PASI-O	Pace Analytical Services - Ormond Beach
PASI-Tp	Pace Analytical Services - Tampa

ANALYTE QUALIFIERS

I	The reported value is between the laboratory method detection limit and the laboratory practical quantitation limit.
U	Compound was analyzed for but not detected.
1p	Analyte was detected in the CCB. All associated samples had concentrations of at least ten times greater than the blank or were below the reporting limit.
C9	Common Laboratory Contaminant.
CU	The continuing calibration for this analyte is above laboratory acceptance limits. Analyte was not detected above the reporting limit in any of the associated samples.
D3	Sample was diluted due to the presence of high levels of non-target analytes or other matrix interference.
J(CC)	Estimated Value. The continuing calibration for this compound is outside of method control limits. The result is estimated.
J(D6)	Estimated Value. The relative percent difference (RPD) between the sample and sample duplicate exceeded laboratory control limits.
J(L1)	Estimated Value. Analyte recovery in the laboratory control sample (LCS) was above QC limits. Results for this analyte in associated samples may be biased high.
J(M1)	Estimated Value. Matrix spike recovery exceeded QC limits. Batch accepted based on laboratory control sample (LCS) recovery.
L	Off-scale high. Actual value is known to be greater than value given.
Q	Sample held beyond the accepted holding time.
Q	Sample held beyond the accepted holding time. Sample was received outside EPA method holding time.

This report shall not be reproduced, except in full,
without the written consent of Pace Analytical Services, LLC.

Pace Analytical Services, LLC
8 East Tower Circle
Ormond Beach, FL 32174
(386)672-5668

QUALIFIERS

Project: Lena Rd Landfill
Pace Project No.: 35344625

ANALYTE QUALIFIERS

c2 Acid preservation may not be appropriate for the analysis of 2-Chloroethylvinyl ether.

This report shall not be reproduced, except in full,
without the written consent of Pace Analytical Services, LLC.

Pace Analytical Services, LLC
8 East Tower Circle
Ormond Beach, FL 32174
(386)672-5668

QUALITY CONTROL DATA CROSS REFERENCE TABLE

Project: Lena Rd Landfill
Pace Project No.: 35344625

Lab ID	Sample ID	QC Batch Method	QC Batch	Analytical Method	Analytical Batch
35344625001	**GW-3**				
35344625002	**GW-4**				
35344625003	**GW-5**				
35344625004	**GW-6**				
35344625005	**GW-7**				
35344625006	**GW-8**				
35344625007	**GW-9**				
35344625008	**GW-10**				
35344625009	**GW-11**				
35344625010	**GW-11 DUP**				
35344625011	**GW-12**				
35344869001	**GW-13**				
35344869002	**GW-14**				
35344869003	**BGW-1**				
35344869004	**BGW-1 DUP**				
35344869005	**GW-15**				
35344869006	**GW-16**				
35344869007	**GW-17**				
35344869008	**GW-18**				
35344869009	**GW-19**				
35344869010	**GW-20**				
35344869011	**GW-21**				
35344869012	**GW-22**				
35344869013	**GW-23**				
35344869014	**GW-24**				
35344869015	**GW-25**				
35344869016	**GW-26**				
35344869017	**GW-27R**				
35345091001	**SW-1**				
35345091002	**SW-2**				
35345091003	**SW-2 Dup**				
35350726001	**SW-1**				
35350726002	**SW-2**				
35344625001	**GW-3**	EPA 8011	401710	EPA 8011	402144
35344625002	**GW-4**	EPA 8011	401710	EPA 8011	402144
35344625003	**GW-5**	EPA 8011	401710	EPA 8011	402144
35344625004	**GW-6**	EPA 8011	401710	EPA 8011	402144
35344625005	**GW-7**	EPA 8011	401710	EPA 8011	402144
35344625006	**GW-8**	EPA 8011	401710	EPA 8011	402144
35344625007	**GW-9**	EPA 8011	401710	EPA 8011	402144
35344625008	**GW-10**	EPA 8011	401710	EPA 8011	402144
35344625009	**GW-11**	EPA 8011	401710	EPA 8011	402144
35344625010	**GW-11 DUP**	EPA 8011	401710	EPA 8011	402144
35344625011	**GW-12**	EPA 8011	401710	EPA 8011	402144
35344625012	**EQ Blank 102717**	EPA 8011	401709	EPA 8011	402143
35344625013	**Trip Blank 102717**	EPA 8011	402307	EPA 8011	402800
35344869001	**GW-13**	EPA 8011	403141	EPA 8011	403513

This report shall not be reproduced, except in full,
without the written consent of Pace Analytical Services, LLC.

Pace Analytical Services, LLC
8 East Tower Circle
Ormond Beach, FL 32174
(386)672-5668

QUALITY CONTROL DATA CROSS REFERENCE TABLE

Project: Lena Rd Landfill
Pace Project No.: 35344625

Lab ID	Sample ID	QC Batch Method	QC Batch	Analytical Method	Analytical Batch
35344869002	**GW-14**	EPA 8011	403141	EPA 8011	403513
35344869003	**BGW-1**	EPA 8011	403141	EPA 8011	403513
35344869004	**BGW-1 DUP**	EPA 8011	403141	EPA 8011	403513
35344869005	**GW-15**	EPA 8011	403141	EPA 8011	403513
35344869006	**GW-16**	EPA 8011	403141	EPA 8011	403513
35344869007	**GW-17**	EPA 8011	403141	EPA 8011	403513
35344869008	**GW-18**	EPA 8011	403141	EPA 8011	403513
35344869009	**GW-19**	EPA 8011	403141	EPA 8011	403513
35344869010	**GW-20**	EPA 8011	403141	EPA 8011	403513
35344869011	**GW-21**	EPA 8011	403141	EPA 8011	403513
35344869012	**GW-22**	EPA 8011	403141	EPA 8011	403513
35344869013	**GW-23**	EPA 8011	403141	EPA 8011	403513
35344869014	**GW-24**	EPA 8011	403141	EPA 8011	403513
35344869015	**GW-25**	EPA 8011	403141	EPA 8011	403513
35344869016	**GW-26**	EPA 8011	403141	EPA 8011	403513
35344869017	**GW-27R**	EPA 8011	403141	EPA 8011	403513
35344869018	**EQ Blank 103017**	EPA 8011	403141	EPA 8011	403513
35345091001	**SW-1**	EPA 8011	404286	EPA 8011	404795
35345091002	**SW-2**	EPA 8011	404286	EPA 8011	404795
35345091003	**SW-2 Dup**	EPA 8011	404286	EPA 8011	404795
35345091004	**Field Blank 103117**	EPA 8011	404286	EPA 8011	404795
35345091005	**Trip Blank 1 103117**	EPA 8011	404286	EPA 8011	404795
35345091006	**Trip Blank 2 103117**	EPA 8011	404286	EPA 8011	404795
35350726001	**SW-1**	EPA 8011	408990	EPA 8011	409807
35350726002	**SW-2**	EPA 8011	408990	EPA 8011	409807
35350726003	**SW-1 DUP**	EPA 8011	408990	EPA 8011	409807
35350726004	**Field Blank 112917**	EPA 8011	408990	EPA 8011	409807
35350726005	**Trip Blank 112917**	EPA 8011	408990	EPA 8011	409807
35344625001	**GW-3**	EPA 3010	401817	EPA 6010	401822
35344625002	**GW-4**	EPA 3010	401817	EPA 6010	401822
35344625003	**GW-5**	EPA 3010	401817	EPA 6010	401822
35344625004	**GW-6**	EPA 3010	401817	EPA 6010	401822
35344625005	**GW-7**	EPA 3010	401817	EPA 6010	401822
35344625006	**GW-8**	EPA 3010	401817	EPA 6010	401822
35344625006	**GW-8**	EPA 3010	403422	EPA 6010	403492
35344625007	**GW-9**	EPA 3010	401817	EPA 6010	401822
35344625007	**GW-9**	EPA 3010	403422	EPA 6010	403492
35344625008	**GW-10**	EPA 3010	401817	EPA 6010	401822
35344625009	**GW-11**	EPA 3010	401817	EPA 6010	401822
35344625010	**GW-11 DUP**	EPA 3010	401817	EPA 6010	401822
35344625011	**GW-12**	EPA 3010	401817	EPA 6010	401822
35344625011	**GW-12**	EPA 3010	403422	EPA 6010	403492
35344625012	**EQ Blank 102717**	EPA 3010	401817	EPA 6010	401822
35344869001	**GW-13**	EPA 3010	402317	EPA 6010	402359

This report shall not be reproduced, except in full,
without the written consent of Pace Analytical Services, LLC.

Pace Analytical Services, LLC
8 East Tower Circle
Ormond Beach, FL 32174
(386)672-5668

QUALITY CONTROL DATA CROSS REFERENCE TABLE

Project: Lena Rd Landfill
Pace Project No.: 35344625

Lab ID	Sample ID	QC Batch Method	QC Batch	Analytical Method	Analytical Batch
35344869002	**GW-14**	EPA 3010	402317	EPA 6010	402359
35344869003	**BGW-1**	EPA 3010	402317	EPA 6010	402359
35344869004	**BGW-1 DUP**	EPA 3010	402317	EPA 6010	402359
35344869005	**GW-15**	EPA 3010	402317	EPA 6010	402359
35344869006	**GW-16**	EPA 3010	402317	EPA 6010	402359
35344869007	**GW-17**	EPA 3010	402317	EPA 6010	402359
35344869008	**GW-18**	EPA 3010	402317	EPA 6010	402359
35344869009	**GW-19**	EPA 3010	402317	EPA 6010	402359
35344869010	**GW-20**	EPA 3010	402317	EPA 6010	402359
35344869011	**GW-21**	EPA 3010	402317	EPA 6010	402359
35344869012	**GW-22**	EPA 3010	402317	EPA 6010	402359
35344869013	**GW-23**	EPA 3010	402447	EPA 6010	402533
35344869014	**GW-24**	EPA 3010	402447	EPA 6010	402533
35344869015	**GW-25**	EPA 3010	402447	EPA 6010	402533
35344869016	**GW-26**	EPA 3010	402447	EPA 6010	402533
35344869017	**GW-27R**	EPA 3010	402447	EPA 6010	402533
35344869018	**EQ Blank 103017**	EPA 3010	402447	EPA 6010	402533
35345091001	**SW-1**	EPA 3010	402591	EPA 6010	402659
35345091002	**SW-2**	EPA 3010	402591	EPA 6010	402659
35345091003	**SW-2 Dup**	EPA 3010	402591	EPA 6010	402659
35345091004	**Field Blank 103117**	EPA 3010	402591	EPA 6010	402659
35344625001	**GW-3**	EPA 3010	401816	EPA 6020	401823
35344625002	**GW-4**	EPA 3010	401816	EPA 6020	401823
35344625003	**GW-5**	EPA 3010	401816	EPA 6020	401823
35344625004	**GW-6**	EPA 3010	401816	EPA 6020	401823
35344625005	**GW-7**	EPA 3010	401816	EPA 6020	401823
35344625006	**GW-8**	EPA 3010	401816	EPA 6020	401823
35344625007	**GW-9**	EPA 3010	401816	EPA 6020	401823
35344625008	**GW-10**	EPA 3010	401816	EPA 6020	401823
35344625009	**GW-11**	EPA 3010	401816	EPA 6020	401823
35344625010	**GW-11 DUP**	EPA 3010	401816	EPA 6020	401823
35344625011	**GW-12**	EPA 3010	401816	EPA 6020	401823
35344625012	**EQ Blank 102717**	EPA 3010	401816	EPA 6020	401823
35345091001	**SW-1**	EPA 3010	402601	EPA 6020	402658
35345091002	**SW-2**	EPA 3010	402601	EPA 6020	402658
35345091003	**SW-2 Dup**	EPA 3010	402601	EPA 6020	402658
35345091004	**Field Blank 103117**	EPA 3010	402601	EPA 6020	402658
35344625001	**GW-3**	EPA 7470	402454	EPA 7470	402531
35344625002	**GW-4**	EPA 7470	402454	EPA 7470	402531
35344625003	**GW-5**	EPA 7470	402454	EPA 7470	402531
35344625004	**GW-6**	EPA 7470	402454	EPA 7470	402531
35344625005	**GW-7**	EPA 7470	402454	EPA 7470	402531
35344625006	**GW-8**	EPA 7470	402454	EPA 7470	402531
35344625007	**GW-9**	EPA 7470	402454	EPA 7470	402531
35344625008	**GW-10**	EPA 7470	402454	EPA 7470	402531
35344625009	**GW-11**	EPA 7470	402454	EPA 7470	402531

This report shall not be reproduced, except in full,
without the written consent of Pace Analytical Services, LLC.

Pace Analytical Services, LLC
8 East Tower Circle
Ormond Beach, FL 32174
(386)672-5668

QUALITY CONTROL DATA CROSS REFERENCE TABLE

Project: Lena Rd Landfill
Pace Project No.: 35344625

Lab ID	Sample ID	QC Batch Method	QC Batch	Analytical Method	Analytical Batch
35344625010	**GW-11 DUP**	EPA 7470	402454	EPA 7470	402531
35344625011	**GW-12**	EPA 7470	402454	EPA 7470	402531
35344625012	**EQ Blank 102717**	EPA 7470	402454	EPA 7470	402531
35344869001	**GW-13**	EPA 7470	404111	EPA 7470	404204
35344869002	**GW-14**	EPA 7470	404111	EPA 7470	404204
35344869003	**BGW-1**	EPA 7470	404111	EPA 7470	404204
35344869004	**BGW-1 DUP**	EPA 7470	404111	EPA 7470	404204
35344869005	**GW-15**	EPA 7470	404111	EPA 7470	404204
35344869006	**GW-16**	EPA 7470	404111	EPA 7470	404204
35344869007	**GW-17**	EPA 7470	404111	EPA 7470	404204
35344869008	**GW-18**	EPA 7470	404111	EPA 7470	404204
35344869009	**GW-19**	EPA 7470	404111	EPA 7470	404204
35344869010	**GW-20**	EPA 7470	404111	EPA 7470	404204
35344869011	**GW-21**	EPA 7470	404111	EPA 7470	404204
35344869012	**GW-22**	EPA 7470	404111	EPA 7470	404204
35344869013	**GW-23**	EPA 7470	404111	EPA 7470	404204
35344869014	**GW-24**	EPA 7470	404111	EPA 7470	404204
35344869015	**GW-25**	EPA 7470	404111	EPA 7470	404204
35344869016	**GW-26**	EPA 7470	404111	EPA 7470	404204
35344869017	**GW-27R**	EPA 7470	404111	EPA 7470	404204
35344869018	**EQ Blank 103017**	EPA 7470	404148	EPA 7470	404623
35344625001	**GW-3**	EPA 8260	385659		
35344625002	**GW-4**	EPA 8260	385659		
35344625003	**GW-5**	EPA 8260	385659		
35344625004	**GW-6**	EPA 8260	385659		
35344625005	**GW-7**	EPA 8260	385659		
35344625006	**GW-8**	EPA 8260	385659		
35344625007	**GW-9**	EPA 8260	385659		
35344625008	**GW-10**	EPA 8260	385659		
35344625009	**GW-11**	EPA 8260	385659		
35344625010	**GW-11 DUP**	EPA 8260	385659		
35344625011	**GW-12**	EPA 8260	385659		
35344625012	**EQ Blank 102717**	EPA 8260	385659		
35344869001	**GW-13**	EPA 8260	385657		
35344869002	**GW-14**	EPA 8260	385657		
35344869003	**BGW-1**	EPA 8260	385657		
35344869004	**BGW-1 DUP**	EPA 8260	385657		
35344869005	**GW-15**	EPA 8260	385657		
35344869006	**GW-16**	EPA 8260	385657		
35344869007	**GW-17**	EPA 8260	385657		
35344869008	**GW-18**	EPA 8260	385657		
35344869009	**GW-19**	EPA 8260	385657		
35344869010	**GW-20**	EPA 8260	385657		
35344869011	**GW-21**	EPA 8260	385657		
35344869012	**GW-22**	EPA 8260	385657		
35344869013	**GW-23**	EPA 8260	385657		
35344869014	**GW-24**	EPA 8260	385657		

This report shall not be reproduced, except in full,
without the written consent of Pace Analytical Services, LLC.

Pace Analytical Services, LLC
8 East Tower Circle
Ormond Beach, FL 32174
(386)672-5668

QUALITY CONTROL DATA CROSS REFERENCE TABLE

Project: Lena Rd Landfill
Pace Project No.: 35344625

Lab ID	Sample ID	QC Batch Method	QC Batch	Analytical Method	Analytical Batch
35344869015	**GW-25**	EPA 8260	385657		
35344869016	**GW-26**	EPA 8260	385657		
35344869017	**GW-27R**	EPA 8260	385657		
35344869018	**EQ Blank 103017**	EPA 8260	385657		
35345091001	**SW-1**	EPA 8260	386220		
35345091002	**SW-2**	EPA 8260	386220		
35345091003	**SW-2 Dup**	EPA 8260	385681		
35345091004	**Field Blank 103117**	EPA 8260	386589		
35344625001	**GW-3**	SM 2540C	402167		
35344625002	**GW-4**	SM 2540C	402167		
35344625003	**GW-5**	SM 2540C	402167		
35344625004	**GW-6**	SM 2540C	402167		
35344625005	**GW-7**	SM 2540C	402167		
35344625006	**GW-8**	SM 2540C	402167		
35344625007	**GW-9**	SM 2540C	402167		
35344625008	**GW-10**	SM 2540C	402167		
35344625009	**GW-11**	SM 2540C	402167		
35344625010	**GW-11 DUP**	SM 2540C	402167		
35344625011	**GW-12**	SM 2540C	402167		
35344625012	**EQ Blank 102717**	SM 2540C	402167		
35345091001	**SW-1**	EPA 1631E	404877	EPA 1631E	404916
35345091002	**SW-2**	EPA 1631E	404877	EPA 1631E	404916
35345091003	**SW-2 Dup**	EPA 1631E	404877	EPA 1631E	404916
35345091004	**Field Blank 103117**	EPA 1631E	404877	EPA 1631E	404916
35345091007	**SW-2 LL Hg Blank**	EPA 1631E	404877	EPA 1631E	404916
35345091008	**SW-1 LL Hg Blank**	EPA 1631E	404877	EPA 1631E	404916
35345091009	**EQ Blank LL Hg Blank**	EPA 1631E	404947	EPA 1631E	405405
35345091010	**SW-2 Dup LL Hg Blank**	EPA 1631E	404947	EPA 1631E	405405
35344869001	**GW-13**	SM 2540C	403380		
35344869002	**GW-14**	SM 2540C	403380		
35344869003	**BGW-1**	SM 2540C	403380		
35344869004	**BGW-1 DUP**	SM 2540C	403380		
35344869005	**GW-15**	SM 2540C	403380		
35344869006	**GW-16**	SM 2540C	403380		
35344869007	**GW-17**	SM 2540C	403380		
35344869008	**GW-18**	SM 2540C	403380		
35344869009	**GW-19**	SM 2540C	403380		
35344869010	**GW-20**	SM 2540C	403380		
35344869011	**GW-21**	SM 2540C	403380		
35344869012	**GW-22**	SM 2540C	403380		
35344869013	**GW-23**	SM 2540C	403380		
35344869014	**GW-24**	SM 2540C	403380		
35344869015	**GW-25**	SM 2540C	403380		
35344869016	**GW-26**	SM 2540C	403380		
35344869017	**GW-27R**	SM 2540C	403380		

This report shall not be reproduced, except in full,
without the written consent of Pace Analytical Services, LLC.

Pace Analytical Services, LLC
8 East Tower Circle
Ormond Beach, FL 32174
(386)672-5668

QUALITY CONTROL DATA CROSS REFERENCE TABLE

Project: Lena Rd Landfill
Pace Project No.: 35344625

Lab ID	Sample ID	QC Batch Method	QC Batch	Analytical Method	Analytical Batch
35344869018	**EQ Blank 103017**	SM 2540C	403380		
35345091001	**SW-1**	SM 2540C	403446		
35345091002	**SW-2**	SM 2540C	403446		
35345091003	**SW-2 Dup**	SM 2540C	403446		
35345091004	**Field Blank 103117**	SM 2540C	403446		
35345091001	**SW-1**	SM 2540D	403319		
35345091002	**SW-2**	SM 2540D	403319		
35345091003	**SW-2 Dup**	SM 2540D	403319		
35345091004	**Field Blank 103117**	SM 2540D	403319		
35345091001	**SW-1**	SM 5210B	402390	SM 5210B	403765
35345091002	**SW-2**	SM 5210B	402390	SM 5210B	403765
35345091003	**SW-2 Dup**	SM 5210B	402390	SM 5210B	403765
35345091004	**Field Blank 103117**	SM 5210B	402390	SM 5210B	403765
35345091001	**SW-1**	SM10200	402410	SM10200	403699
35345091002	**SW-2**	SM10200	402410	SM10200	403699
35345091003	**SW-2 Dup**	SM10200	402410	SM10200	403699
35345091004	**Field Blank 103117**	SM10200	402410	SM10200	403699
35345091001	**SW-1**	TKN+NOx Calculation	406054		
35345091002	**SW-2**	TKN+NOx Calculation	406054		
35345091003	**SW-2 Dup**	TKN+NOx Calculation	406054		
35345091004	**Field Blank 103117**	TKN+NOx Calculation	406054		
35344625001	**GW-3**	EPA 300.0	401960		
35344625002	**GW-4**	EPA 300.0	401960		
35344625003	**GW-5**	EPA 300.0	401960		
35344625004	**GW-6**	EPA 300.0	401960		
35344625005	**GW-7**	EPA 300.0	401960		
35344625006	**GW-8**	EPA 300.0	401960		
35344625007	**GW-9**	EPA 300.0	401960		
35344625008	**GW-10**	EPA 300.0	401960		
35344625009	**GW-11**	EPA 300.0	401960		
35344625010	**GW-11 DUP**	EPA 300.0	401960		
35344625011	**GW-12**	EPA 300.0	401960		
35344625012	**EQ Blank 102717**	EPA 300.0	401960		
35344869001	**GW-13**	EPA 300.0	402820		
35344869002	**GW-14**	EPA 300.0	402820		
35344869003	**BGW-1**	EPA 300.0	402820		
35344869004	**BGW-1 DUP**	EPA 300.0	402820		
35344869005	**GW-15**	EPA 300.0	402820		
35344869006	**GW-16**	EPA 300.0	402820		
35344869007	**GW-17**	EPA 300.0	402820		
35344869008	**GW-18**	EPA 300.0	402820		
35344869009	**GW-19**	EPA 300.0	402820		
35344869010	**GW-20**	EPA 300.0	402820		
35344869011	**GW-21**	EPA 300.0	402820		
35344869012	**GW-22**	EPA 300.0	402821		

This report shall not be reproduced, except in full,
without the written consent of Pace Analytical Services, LLC.

Pace Analytical Services, LLC
8 East Tower Circle
Ormond Beach, FL 32174
(386)672-5668

QUALITY CONTROL DATA CROSS REFERENCE TABLE

Project: Lena Rd Landfill
Pace Project No.: 35344625

Lab ID	Sample ID	QC Batch Method	QC Batch	Analytical Method	Analytical Batch
35344869013	**GW-23**	EPA 300.0	402821		
35344869014	**GW-24**	EPA 300.0	402821		
35344869015	**GW-25**	EPA 300.0	402821		
35344869016	**GW-26**	EPA 300.0	402821		
35344869017	**GW-27R**	EPA 300.0	402821		
35344869018	**EQ Blank 103017**	EPA 300.0	402821		
35344625001	**GW-3**	EPA 350.1	404745		
35344625002	**GW-4**	EPA 350.1	405155		
35344625003	**GW-5**	EPA 350.1	404745		
35344625004	**GW-6**	EPA 350.1	404745		
35344625005	**GW-7**	EPA 350.1	404745		
35344625006	**GW-8**	EPA 350.1	404745		
35344625007	**GW-9**	EPA 350.1	404745		
35344625008	**GW-10**	EPA 350.1	404745		
35344625009	**GW-11**	EPA 350.1	404745		
35344625010	**GW-11 DUP**	EPA 350.1	404745		
35344625011	**GW-12**	EPA 350.1	404745		
35344625012	**EQ Blank 102717**	EPA 350.1	404745		
35344869001	**GW-13**	EPA 350.1	405159		
35344869002	**GW-14**	EPA 350.1	405159		
35344869003	**BGW-1**	EPA 350.1	405159		
35344869004	**BGW-1 DUP**	EPA 350.1	405159		
35344869005	**GW-15**	EPA 350.1	405159		
35344869006	**GW-16**	EPA 350.1	405159		
35344869007	**GW-17**	EPA 350.1	405159		
35344869008	**GW-18**	EPA 350.1	405159		
35344869009	**GW-19**	EPA 350.1	405159		
35344869010	**GW-20**	EPA 350.1	405159		
35344869011	**GW-21**	EPA 350.1	405159		
35344869012	**GW-22**	EPA 350.1	405159		
35344869013	**GW-23**	EPA 350.1	405159		
35344869014	**GW-24**	EPA 350.1	405161		
35344869015	**GW-25**	EPA 350.1	405161		
35344869016	**GW-26**	EPA 350.1	405161		
35344869017	**GW-27R**	EPA 350.1	405161		
35344869018	**EQ Blank 103017**	EPA 350.1	405161		
35345091001	**SW-1**	EPA 350.1	405163		
35345091002	**SW-2**	EPA 350.1	405163		
35345091003	**SW-2 Dup**	EPA 350.1	405163		
35345091004	**Field Blank 103117**	EPA 350.1	405163		
35345091001	**SW-1**	EPA 351.2	404595	EPA 351.2	405723
35345091002	**SW-2**	EPA 351.2	404595	EPA 351.2	405723
35345091003	**SW-2 Dup**	EPA 351.2	404595	EPA 351.2	405723
35345091004	**Field Blank 103117**	EPA 351.2	404595	EPA 351.2	405723
35344625001	**GW-3**	EPA 353.2	401746		

This report shall not be reproduced, except in full,
without the written consent of Pace Analytical Services, LLC.

Pace Analytical Services, LLC
8 East Tower Circle
Ormond Beach, FL 32174
(386)672-5668

QUALITY CONTROL DATA CROSS REFERENCE TABLE

Project: Lena Rd Landfill
Pace Project No.: 35344625

Lab ID	Sample ID	QC Batch Method	QC Batch	Analytical Method	Analytical Batch
35344625002	**GW-4**	EPA 353.2	401746		
35344625003	**GW-5**	EPA 353.2	401746		
35344625004	**GW-6**	EPA 353.2	401746		
35344625005	**GW-7**	EPA 353.2	401746		
35344625006	**GW-8**	EPA 353.2	401746		
35344625007	**GW-9**	EPA 353.2	401746		
35344625008	**GW-10**	EPA 353.2	401746		
35344625009	**GW-11**	EPA 353.2	401746		
35344625010	**GW-11 DUP**	EPA 353.2	401746		
35344625011	**GW-12**	EPA 353.2	401746		
35344625012	**EQ Blank 102717**	EPA 353.2	401746		
35344869001	**GW-13**	EPA 353.2	402221		
35344869002	**GW-14**	EPA 353.2	402221		
35344869003	**BGW-1**	EPA 353.2	402221		
35344869004	**BGW-1 DUP**	EPA 353.2	402221		
35344869005	**GW-15**	EPA 353.2	402221		
35344869006	**GW-16**	EPA 353.2	402221		
35344869007	**GW-17**	EPA 353.2	402221		
35344869008	**GW-18**	EPA 353.2	402221		
35344869009	**GW-19**	EPA 353.2	402221		
35344869010	**GW-20**	EPA 353.2	402221		
35344869011	**GW-21**	EPA 353.2	402221		
35344869012	**GW-22**	EPA 353.2	402221		
35344869013	**GW-23**	EPA 353.2	402221		
35344869014	**GW-24**	EPA 353.2	402222		
35344869015	**GW-25**	EPA 353.2	402222		
35344869016	**GW-26**	EPA 353.2	402222		
35344869017	**GW-27R**	EPA 353.2	402222		
35344869018	**EQ Blank 103017**	EPA 353.2	402222		
35345091001	**SW-1**	EPA 353.2	402405		
35345091002	**SW-2**	EPA 353.2	402405		
35345091003	**SW-2 Dup**	EPA 353.2	402405		
35345091004	**Field Blank 103117**	EPA 353.2	402405		
35345091001	**SW-1**	EPA 365.4	404596	EPA 365.4	405729
35345091002	**SW-2**	EPA 365.4	404596	EPA 365.4	405729
35345091003	**SW-2 Dup**	EPA 365.4	404596	EPA 365.4	405729
35345091004	**Field Blank 103117**	EPA 365.4	404596	EPA 365.4	405729
35345091001	**SW-1**	EPA 410.4	405077	EPA 410.4	405262
35345091002	**SW-2**	EPA 410.4	405077	EPA 410.4	405262
35345091003	**SW-2 Dup**	EPA 410.4	405077	EPA 410.4	405262
35345091004	**Field Blank 103117**	EPA 410.4	405077	EPA 410.4	405262
35345091001	**SW-1**	SM 5310B	404490		
35345091002	**SW-2**	SM 5310B	404490		
35345091003	**SW-2 Dup**	SM 5310B	404490		
35345091004	**Field Blank 103117**	SM 5310B	404490		

This report shall not be reproduced, except in full,
without the written consent of Pace Analytical Services, LLC.

Pace Analytical Services, LLC
8 East Tower Circle
Ormond Beach, FL 32174
(386)672-5668

QUALITY CONTROL DATA CROSS REFERENCE TABLE

Project: Lena Rd Landfill
Pace Project No.: 35344625

Lab ID	Sample ID	QC Batch Method	QC Batch	Analytical Method	Analytical Batch
35345091001	**SW-1**	FLDEP SOP 10/03/83	406643		
35345091002	**SW-2**	FLDEP SOP 10/03/83	406643		
35345091003	**SW-2 Dup**	FLDEP SOP 10/03/83	406643		
35345091004	**Field Blank 103117**	FLDEP SOP 10/03/83	406643		

This report shall not be reproduced, except in full,
without the written consent of Pace Analytical Services, LLC.

Pace Analytical

CHAIN-OF-CUSTODY / Analytical Request Docum

The Chain-of-Custody is a LEGAL DOCUMENT. All relevant fields must be co

WO# : 35344625

35344625

Section A
Required Client Information:

Company:	Manatee County Landfill
Address:	333 Lena Road
Bradenton, FL 34211	
Email:	
Phone:	Fax:
Requested Due Date:	

Section B
Required Project Information:

Report To:	Bob Bennett
Copy To:	
Purchase Order #:	
Project Name:	Lena Rd Landfill (Existing Wells)
Project #:	

Section C
Invoice Information:

Attention:	
Company Name:	
Address:	
Pace Quote:	
Pace Project Manager:	cameron.meynardie@pacelabs.com,
Pace Profile #:	8100 Line 1

Regulatory Agency	
State / Location	
	FL

Requested Analysis Filtered (Y/N)

ITEM #	SAMPLE ID (One Character per box. (A-Z, 0-9 / , -) Sample Ids must be unique)	MATRIX CODE (see valid codes to left)	SAMPLE TYPE (G=GRAB C=COMP)	COLLECTED START DATE	COLLECTED START TIME	COLLECTED END DATE	COLLECTED END TIME	SAMPLE TEMP AT COLLECTION	# OF CONTAINERS	Unpreserved	H2SO4	HNO3	HCl	NaOH	Na2S2O3	Methanol	Other	Analyses Test Y/N	NH3	CL, NO3, TDS	Metals - App I+Fe,Na,Hg	8260 App I	EDB and DBCP EPA 8011	Trip BLANK	Residual Chlorine (Y/N)
1	GW-3	WT	G			10/27/17	0831		8	3	1	2	3						1	1	1	3	2		
2	GW-4						0907		8	3	1	2	3						1	1	1	3	2		
3	GW-5						0942		8	3	1	2	3						1	1	1	3	2		
4	GW-6						1033		8	3	1	2	3						1	1	1	3	2		
5	GW-7						1109		8	3	1	2	3						1	1	1	3	2		
6	GW-8						1142		8	3	1	2	3						1	1	1	3	2		
7	GW-9						1223		8	3	1	1	3						1	1	1	3	2		
8	GW-10						1310		8	3	1	1	3						1	1	1	3	2		
9	GW-11						1409		8	3	1	1	3						1	1	1	3	2		
10	DUP						1409		8	3	1	1	3						1	1	1	3	2		
11	GW-12						1503		8	3	1	1	3						1	1	1	3	2		
12	EQ						1440		8	3	1	1	3						1	1	1	3	2		

MATRIX CODE: Drinking Water DW; Water WT; Waste Water WW; Product P; Soil/Solid SL; Oil OL; Wipe WP; Air AR; Other OT; Tissue TS

ADDITIONAL COMMENTS	RELINQUISHED BY / AFFILIATION	DATE	TIME	ACCEPTED BY / AFFILIATION	DATE	TIME
		10/27/17	1630	MMC PACE / PACE	10/27/17	1630
Static Water Level Before Purging,pH, Temp, Spec Cond, DO, Turbidity, Color and Sheen by observation						

SAMPLE CONDITIONS			
1.6	Y	N	Y
TEMP in C	Received on Ice (Y/N)	Custody Sealed Cooler (Y/N)	Samples Intact (Y/N)

SAMPLER NAME AND SIGNATURE

PRINT Name of SAMPLER: JAMES STOCKBRIDGE

SIGNATURE of SAMPLER:

DATE Signed: 10/27/17

Pace Analytical

CHAIN-OF-CUSTODY / Analytical Request Document

The Chain-of-Custody is a LEGAL DOCUMENT. All relevant fields must be completed accurately.

Page : 2 Of 2

Section A
Required Client Information:

Company:	Manatee County Landfill
Address:	333 Lena Road
Bradenton, FL 34211	
Email:	
Phone:	Fax:
Requested Due Date:	

Section B
Required Project Information:

Report To:	Bob Bennett
Copy To:	
Purchase Order #:	
Project Name:	Lena Rd Landfill (Existing Wells)
Project #:	

Section C
Invoice Information:

Attention:	
Company Name:	
Address:	
Pace Quote:	
Pace Project Manager:	cameron.meynardie@pacelabs.com,
Pace Profile #:	8100 Line 1

Regulatory Agency	
State / Location	
	FL

SAMPLE ID
One Character per box.
(A-Z, 0-9 / , -)
Sample Ids must be unique

MATRIX	CODE
Drinking Water	DW
Water	WT
Waste Water	WW
Product	P
Soil/Solid	SL
Oil	OL
Wipe	WP
Air	AR
Other	OT
Tissue	TS

ITEM #	SAMPLE ID	MATRIX CODE (see valid codes to left)	SAMPLE TYPE (G=GRAB C=COMP)	COLLECTED START DATE	COLLECTED START TIME	COLLECTED END DATE	COLLECTED END TIME	SAMPLE TEMP AT COLLECTION	# OF CONTAINERS	Unpreserved	H2SO4	HNO3	HCl	NaOH	Na2S2O3	Methanol	Other	Analyses Test	NH3	CL, NO3, TDS	Metals - App I+Fe,Na,Hg	8260 App I	EDB and DBCP EPA 8011	Trip BLANK	Residual Chlorine (Y/N)
1	TRIP BLANK	WT	G			10/27/17			2			~~7~~ 3	2											2	
2																									
3																									
4																									
5																									
6																									
7																									
8																									
9																									
10																									
11																									
12																									

Requested Analysis Filtered (Y/N)

ADDITIONAL COMMENTS	RELINQUISHED BY / AFFILIATION	DATE	TIME	ACCEPTED BY / AFFILIATION	DATE	TIME	SAMPLE CONDITIONS			
		10/27/17	1630	[illegible] / PACE	10/27/17	1630	1.6	Y	N	Y
Static Water Level Before Purging,pH, Temp, Spec Cond, DO, Turbidity, Color and Sheen by observation							TEMP in C	Received on Ice (Y/N)	Custody Sealed Cooler (Y/N)	Samples Intact (Y/N)

SAMPLER NAME AND SIGNATURE

PRINT Name of SAMPLER: Samuel Stockbridge

SIGNATURE of SAMPLER:

DATE Signed: 10/27/17

Form FD 9000-24

GROUNDWATER SAMPLING LOG

SITE NAME: LUNA RD LF	SITE LOCATION: LUNA RD, BRADENTON, FL	
WELL NO: GW-3	SAMPLE ID:	DATE: 10/23/17

PURGING DATA

WELL DIAMETER (inches): 2"	TUBING DIAMETER (inches): 1/4"	WELL SCREEN INTERVAL DEPTH: feet to feet	STATIC DEPTH TO WATER (feet): 6.42	PURGE PUMP TYPE OR BAILER: PP

WELL VOLUME PURGE: 1 WELL VOLUME = (TOTAL WELL DEPTH – STATIC DEPTH TO WATER) X WELL CAPACITY
(only fill out if applicable)
= (19.54 feet – 6.42 feet) X 0.16 gallons/foot = 2.1024 gallons

EQUIPMENT VOLUME PURGE: 1 EQUIPMENT VOL. = PUMP VOLUME + (TUBING CAPACITY X TUBING LENGTH) + FLOW CELL VOLUME
(only fill out if applicable)
= gallons + (gallons/foot X feet) + gallons = gallons

INITIAL PUMP OR TUBING DEPTH IN WELL (feet): 8	FINAL PUMP OR TUBING DEPTH IN WELL (feet): 8	PURGING INITIATED AT: 0800	PURGING ENDED AT: 0830	TOTAL VOLUME PURGED (gallons): 3.33

TIME	VOLUME PURGED (gallons)	CUMUL. VOLUME PURGED (gallons)	PURGE RATE (gpm)	DEPTH TO WATER (feet)	pH (standard units)	TEMP. (°C)	COND. (circle units) µmhos/cm or µS/cm	DISSOLVED OXYGEN (circle units) mg/L or % saturation	TURBIDITY (NTUs)	COLOR (describe)	ODOR (describe)
0820	2.20	2.20	0.11	6.85	6.48	25.9	581	0.70	2.83	CLEAR	NONE
0825	0.55	~~2.75~~ 2.75		6.85	6.49	26.0	582	0.65	2.70		
0830	0.55	3.33		6.85	6.49	26.0	581	0.66	2.55		

WELL CAPACITY (Gallons Per Foot): **0.75"** = 0.02; **1"** = 0.04; **1.25"** = 0.06; **2"** = 0.16; **3"** = 0.37; **4"** = 0.65; **5"** = 1.02; **6"** = 1.47; **12"** = 5.88
TUBING INSIDE DIA. CAPACITY (Gal./Ft.): **1/8"** = 0.0006; **3/16"** = 0.0014; **1/4"** = 0.0026; **5/16"** = 0.004; **3/8"** = 0.006; **1/2"** = 0.010; **5/8"** = 0.016

PURGING EQUIPMENT CODES: **B** = Bailer; **BP** = Bladder Pump; **ESP** = Electric Submersible Pump; **PP** = Peristaltic Pump; **O** = Other (Specify)

SAMPLING DATA

SAMPLED BY (PRINT) / AFFILIATION: JAMES STOCKBRIDGE	SAMPLER(S) SIGNATURE(S):	SAMPLING INITIATED AT: 0831	SAMPLING ENDED AT: 0841
PUMP OR TUBING DEPTH IN WELL (feet): 8	TUBING MATERIAL CODE: HDPE	FIELD-FILTERED: Y (N) Filtration Equipment Type:	FILTER SIZE: ____ µm
FIELD DECONTAMINATION: PUMP (Y) N	TUBING Y N (replaced)	DUPLICATE: Y (N)	

SAMPLE CONTAINER SPECIFICATION				SAMPLE PRESERVATION			INTENDED ANALYSIS AND/OR METHOD	SAMPLING EQUIPMENT CODE	SAMPLE PUMP FLOW RATE (mL per minute)
SAMPLE ID CODE	# CONTAINERS	MATERIAL CODE	VOLUME	PRESERVATIVE USED	TOTAL VOL ADDED IN FIELD (mL)	FINAL pH			
	1	PE	1L	COOL	Ø	6.4	TDS, NO3, Cl	PP	300
	1		250ml	HNO3		<2	APP I, Fe, Na, Hg		
	1		250ml	H2SO4		<2	NH3		
	2	AG	40ml	COOL		< 6.4	SOIL GRO		
	3	CG	40ml	HCl		<2	8260 APP I		
						6.			

REMARKS:

MATERIAL CODES: **AG** = Amber Glass; **CG** = Clear Glass; **PE** = Polyethylene; **PP** = Polypropylene; **S** = Silicone; **T** = Teflon; **O** = Other (Specify)

SAMPLING EQUIPMENT CODES: **APP** = After Peristaltic Pump; **B** = Bailer; **BP** = Bladder Pump; **ESP** = Electric Submersible Pump; **RFPP** = Reverse Flow Peristaltic Pump; **SM** = Straw Method (Tubing Gravity Drain); **O** = Other (Specify)

NOTES: 1. The above do not constitute all of the information required by Chapter 62-160, F.A.C.
2. STABILIZATION CRITERIA FOR RANGE OF VARIATION OF LAST THREE CONSECUTIVE READINGS (SEE FS 2212, SECTION 3)
pH: ± 0.2 units **Temperature:** ± 0.2 °C **Specific Conductance:** ± 5% **Dissolved Oxygen:** all readings ≤ 20% saturation (see Table FS 2200-2); optionally, ± 0.2 mg/L or ± 10% (whichever is greater) **Turbidity:** all readings ≤ 20 NTU; optionally ± 5 NTU or ± 10% (whichever is greater)

Form FD 9000-24

GROUNDWATER SAMPLING LOG

SITE NAME: LUNA RD LF	SITE LOCATION: LUNA RD, BRADENTON FL	
WELL NO: GW-4	SAMPLE ID:	DATE: 10/27/17

PURGING DATA

WELL DIAMETER (inches): 2"	TUBING DIAMETER (inches): 1/4"	WELL SCREEN INTERVAL DEPTH: feet to feet	STATIC DEPTH TO WATER (feet): 7.96	PURGE PUMP TYPE OR BAILER: PP

WELL VOLUME PURGE: 1 WELL VOLUME = (TOTAL WELL DEPTH – STATIC DEPTH TO WATER) X WELL CAPACITY
(only fill out if applicable)
= (19.63 feet – 7.96 feet) X 0.16 gallons/foot = 1.8672 gallons

EQUIPMENT VOLUME PURGE: 1 EQUIPMENT VOL. = PUMP VOLUME + (TUBING CAPACITY X TUBING LENGTH) + FLOW CELL VOLUME
(only fill out if applicable)
= gallons + (gallons/foot X feet) + gallons = gallons

INITIAL PUMP OR TUBING DEPTH IN WELL (feet): 10	FINAL PUMP OR TUBING DEPTH IN WELL (feet): 10	PURGING INITIATED AT: 0850	PURGING ENDED AT: 0904	TOTAL VOLUME PURGED (gallons): 3.04

TIME	VOLUME PURGED (gallons)	CUMUL. VOLUME PURGED (gallons)	PURGE RATE (gpm)	DEPTH TO WATER (feet)	pH (standard units)	TEMP. (°C)	COND. (circle units) µmhos/cm or mS/cm	DISSOLVED OXYGEN (circle units) mg/L or % saturation	TURBIDITY (NTUs)	COLOR (describe)	ODOR (describe)
0900	1.90	1.90	0.19	8.00	6.52	25.5	330	0.20	5.64	TANNIC	NONE
0903	0.57	2.47	↓	8.00	6.51	25.6	331	0.21	5.41	↓	↓
0906	0.57	3.04	↓	8.00	6.51	25.6	331	0.20	5.32	↓	↓

WELL CAPACITY (Gallons Per Foot): **0.75"** = 0.02; **1"** = 0.04; **1.25"** = 0.06; **2"** = 0.16; **3"** = 0.37; **4"** = 0.65; **5"** = 1.02; **6"** = 1.47; **12"** = 5.88
TUBING INSIDE DIA. CAPACITY (Gal./Ft.): **1/8"** = 0.0006; **3/16"** = 0.0014; **1/4"** = 0.0026; **5/16"** = 0.004; **3/8"** = 0.006; **1/2"** = 0.010; **5/8"** = 0.016

PURGING EQUIPMENT CODES: **B** = Bailer; **BP** = Bladder Pump; **ESP** = Electric Submersible Pump; **PP** = Peristaltic Pump; **O** = Other (Specify)

SAMPLING DATA

SAMPLED BY (PRINT) / AFFILIATION: SAMUS STOCKBRIDGE	SAMPLER(S) SIGNATURE(S):	SAMPLING INITIATED AT: 0907	SAMPLING ENDED AT: 0917
PUMP OR TUBING DEPTH IN WELL (feet): 10	TUBING MATERIAL CODE: HDPE	FIELD-FILTERED: Y (N) Filtration Equipment Type:	FILTER SIZE: ____ µm
FIELD DECONTAMINATION: PUMP (Y) N	TUBING Y N (replaced)	DUPLICATE: Y (N)	

SAMPLE CONTAINER SPECIFICATION				SAMPLE PRESERVATION			INTENDED ANALYSIS AND/OR METHOD	SAMPLING EQUIPMENT CODE	SAMPLE PUMP FLOW RATE (mL per minute)
SAMPLE ID CODE	# CONTAINERS	MATERIAL CODE	VOLUME	PRESERVATIVE USED	TOTAL VOL ADDED IN FIELD (mL)	FINAL pH			
	1	PE	1L	COOL	Ø	6.5	TDS, NO3, Cl	PP	300
	1	↓	250ml	HNO3	↓	<2	App I, Fe, Na, Hg	↓	↓
	1	↓	250ml	H2SO4	↓	<2	NH3	↓	↓
	2	AG	40ml	COOL	↓	6.5	8011 EDB	↓	↓
	3	CG	40ml	HCl	↓	<2	8260 AppI	↓	↓

REMARKS:

MATERIAL CODES: **AG** = Amber Glass; **CG** = Clear Glass; **PE** = Polyethylene; **PP** = Polypropylene; **S** = Silicone; **T** = Teflon; **O** = Other (Specify)

SAMPLING EQUIPMENT CODES: **APP** = After Peristaltic Pump; **B** = Bailer; **BP** = Bladder Pump; **ESP** = Electric Submersible Pump; **RFPP** = Reverse Flow Peristaltic Pump; **SM** = Straw Method (Tubing Gravity Drain); **O** = Other (Specify)

NOTES: 1. The above do not constitute all of the information required by Chapter 62-160, F.A.C.
2. STABILIZATION CRITERIA FOR RANGE OF VARIATION OF LAST THREE CONSECUTIVE READINGS (SEE FS 2212, SECTION 3)
pH: ± 0.2 units **Temperature:** ± 0.2 °C **Specific Conductance:** ± 5% **Dissolved Oxygen:** all readings ≤ 20% saturation (see Table FS 2200-2); optionally, ± 0.2 mg/L or ± 10% (whichever is greater) **Turbidity:** all readings ≤ 20 NTU; optionally ± 5 NTU or ± 10% (whichever is greater)

Pace Analytical® Florida Laboratory	Document Name: Groundwater Sampling Log	Document Revised: December 03, 2012
	Document No.: F-FL-C-021 rev.00	Issuing Authority: Pace Florida Quality Office

Form FD 9000-24

GROUNDWATER SAMPLING LOG

SITE NAME: LENA RD LF		SITE LOCATION: LENA RD BRADENTON, FL
WELL NO: GW-5	SAMPLE ID:	DATE: 10/27/12

PURGING DATA

WELL DIAMETER (inches): 2"	TUBING DIAMETER (inches): 1/4"	WELL SCREEN INTERVAL DEPTH: feet to feet	STATIC DEPTH TO WATER (feet): 7.92	PURGE PUMP TYPE OR BAILER: PP

WELL VOLUME PURGE: 1 WELL VOLUME = (TOTAL WELL DEPTH – STATIC DEPTH TO WATER) X WELL CAPACITY
(only fill out if applicable)
= (19.66 feet – 7.92 feet) X 0.16 gallons/foot = 1.8784 gallons

EQUIPMENT VOLUME PURGE: 1 EQUIPMENT VOL. = PUMP VOLUME + (TUBING CAPACITY X TUBING LENGTH) + FLOW CELL VOLUME
(only fill out if applicable)
= gallons + (gallons/foot X feet) + gallons = gallons

INITIAL PUMP OR TUBING DEPTH IN WELL (feet): 10	FINAL PUMP OR TUBING DEPTH IN WELL (feet): 10	PURGING INITIATED AT: 0925	PURGING ENDED AT: 0941	TOTAL VOLUME PURGED (gallons): 3.04

TIME	VOLUME PURGED (gallons)	CUMUL. VOLUME PURGED (gallons)	PURGE RATE (gpm)	DEPTH TO WATER (feet)	pH (standard units)	TEMP. (°C)	COND. (circle units) µmhos/cm or mS/cm	DISSOLVED OXYGEN (circle units) mg/L or % saturation	TURBIDITY (NTUs)	COLOR (describe)	ODOR (describe)
0935	1.90	1.90	0.19	8.01	6.60	26.8	656	0.21	2.10	TANNIC	NONE
0938	0.57	2.47	↓	8.01	6.59	26.8	657	0.22	2.03	↓	↓
0941	0.57	3.04	↓	8.01	6.59	26.8	656	0.21	1.96	↓	↓

WELL CAPACITY (Gallons Per Foot): **0.75"** = 0.02; **1"** = 0.04; **1.25"** = 0.06; **2"** = 0.16; **3"** = 0.37; **4"** = 0.65; **5"** = 1.02; **6"** = 1.47; **12"** = 5.88
TUBING INSIDE DIA. CAPACITY (Gal./Ft.): **1/8"** = 0.0006; **3/16"** = 0.0014; **1/4"** = 0.0026; **5/16"** = 0.004; **3/8"** = 0.006; **1/2"** = 0.010; **5/8"** = 0.016

PURGING EQUIPMENT CODES: **B** = Bailer; **BP** = Bladder Pump; **ESP** = Electric Submersible Pump; **PP** = Peristaltic Pump; **O** = Other (Specify)

SAMPLING DATA

SAMPLED BY (PRINT) / AFFILIATION: JAMES STOCKBERGER	SAMPLER(S) SIGNATURE(S):	SAMPLING INITIATED AT: 0942	SAMPLING ENDED AT: 0952
PUMP OR TUBING DEPTH IN WELL (feet): 10	TUBING MATERIAL CODE: HDPE	FIELD-FILTERED: Y (N) Filtration Equipment Type:	FILTER SIZE: ____ µm
FIELD DECONTAMINATION: PUMP (Y) N	TUBING Y N (replaced)	DUPLICATE: Y (N)	

SAMPLE CONTAINER SPECIFICATION				SAMPLE PRESERVATION			INTENDED ANALYSIS AND/OR METHOD	SAMPLING EQUIPMENT CODE	SAMPLE PUMP FLOW RATE (mL per minute)
SAMPLE ID CODE	# CONTAINERS	MATERIAL CODE	VOLUME	PRESERVATIVE USED	TOTAL VOL ADDED IN FIELD (mL)	FINAL pH			
	1	PE	1L	COOL	Ø	6.5	TDS, NO3, Cl	PP	300
	1	↓	250ml	HNO3	↓	<2	APP I, Fe, Na, Hg	↓	↓
	1	↓	250ml	H2SO4	↓	<2	NH3	↓	↓
	2	AG	40ml	COOL	↓	6.5	SEE COAB	↓	↓
	3	CG	40ml	HCl	↓	<2	8260 APP I	↓	↓

REMARKS:

MATERIAL CODES: **AG** = Amber Glass; **CG** = Clear Glass; **PE** = Polyethylene; **PP** = Polypropylene; **S** = Silicone; **T** = Teflon; **O** = Other (Specify)

SAMPLING EQUIPMENT CODES: **APP** = After Peristaltic Pump; **B** = Bailer; **BP** = Bladder Pump; **ESP** = Electric Submersible Pump; **RFPP** = Reverse Flow Peristaltic Pump; **SM** = Straw Method (Tubing Gravity Drain); **O** = Other (Specify)

NOTES: 1. The above do not constitute all of the information required by Chapter 62-160, F.A.C.
2. STABILIZATION CRITERIA FOR RANGE OF VARIATION OF LAST THREE CONSECUTIVE READINGS (SEE FS 2212, SECTION 3)
pH: ± 0.2 units **Temperature:** ± 0.2 °C **Specific Conductance:** ± 5% **Dissolved Oxygen:** all readings ≤ 20% saturation (see Table FS 2200-2); optionally, ± 0.2 mg/L or ± 10% (whichever is greater) **Turbidity:** all readings ≤ 20 NTU; optionally ± 5 NTU or ± 10% (whichever is greater)

Pace Analytical® Florida Laboratory	Document Name: Groundwater Sampling Log	Document Revised: December 03, 2012
	Document No.: F-FL-C-021 rev.00	Issuing Authority: Pace Florida Quality Office

Form FD 9000-24

GROUNDWATER SAMPLING LOG

SITE NAME: LONA RD LF	SITE LOCATION: LONA RD. BRADENTON, FL	
WELL NO: GW-6	SAMPLE ID:	DATE: 10/27/17

PURGING DATA

WELL DIAMETER (inches): 2"	TUBING DIAMETER (inches): 1/4"	WELL SCREEN INTERVAL DEPTH: feet to feet	STATIC DEPTH TO WATER (feet): 7.35	PURGE PUMP TYPE OR BAILER: PP

WELL VOLUME PURGE: 1 WELL VOLUME = (TOTAL WELL DEPTH – STATIC DEPTH TO WATER) X WELL CAPACITY
(only fill out if applicable)
= (19.54 feet – 7.35 feet) X 0.16 gallons/foot = 1.9504 gallons

EQUIPMENT VOLUME PURGE: 1 EQUIPMENT VOL. = PUMP VOLUME + (TUBING CAPACITY X TUBING LENGTH) + FLOW CELL VOLUME
(only fill out if applicable)
= gallons + (gallons/foot X feet) + gallons = gallons

INITIAL PUMP OR TUBING DEPTH IN WELL (feet): 9	FINAL PUMP OR TUBING DEPTH IN WELL (feet): 9	PURGING INITIATED AT: 1015	PURGING ENDED AT: 1032 ~~1035~~	TOTAL VOLUME PURGED (gallons): 3.04

TIME	VOLUME PURGED (gallons)	CUMUL. VOLUME PURGED (gallons)	PURGE RATE (gpm)	DEPTH TO WATER (feet)	pH (standard units)	TEMP. (°C)	COND. (circle units) µmhos/cm or mS/cm	DISSOLVED OXYGEN (circle units) mg/L or % saturation	TURBIDITY (NTUs)	COLOR (describe)	ODOR (describe)
~~1026~~ ~~1030~~ 1025	1.98	1.98	~~0.18~~ 0.18	7.42	6.64	26.6	919	0.28	2.73	TANNISH	NONE
1029	0.54	2.52	↓	7.42	6.65	26.6	918	0.26	2.60	↓	↓
1032	0.54	3.04	↓	7.43	6.65	26.6	918	0.23	2.41	↓	↓

WELL CAPACITY (Gallons Per Foot): **0.75"** = 0.02; **1"** = 0.04; **1.25"** = 0.06; **2"** = 0.16; **3"** = 0.37; **4"** = 0.65; **5"** = 1.02; **6"** = 1.47; **12"** = 5.88
TUBING INSIDE DIA. CAPACITY (Gal./Ft.): **1/8"** = 0.0006; **3/16"** = 0.0014; **1/4"** = 0.0026; **5/16"** = 0.004; **3/8"** = 0.006; **1/2"** = 0.010; **5/8"** = 0.016

PURGING EQUIPMENT CODES: **B** = Bailer; **BP** = Bladder Pump; **ESP** = Electric Submersible Pump; **PP** = Peristaltic Pump; **O** = Other (Specify)

SAMPLING DATA

SAMPLED BY (PRINT) / AFFILIATION: JAMES STOCKBRINGER	SAMPLER(S) SIGNATURE(S):	SAMPLING INITIATED AT: 1033	SAMPLING ENDED AT: 1043
PUMP OR TUBING DEPTH IN WELL (feet): 9	TUBING MATERIAL CODE: HDPE	FIELD-FILTERED: Y (N) Filtration Equipment Type:	FILTER SIZE: ____ µm
FIELD DECONTAMINATION: PUMP (Y) N	TUBING Y N (replaced)	DUPLICATE: Y (N)	

SAMPLE CONTAINER SPECIFICATION				SAMPLE PRESERVATION			INTENDED ANALYSIS AND/OR METHOD	SAMPLING EQUIPMENT CODE	SAMPLE PUMP FLOW RATE (mL per minute)
SAMPLE ID CODE	# CONTAINERS	MATERIAL CODE	VOLUME	PRESERVATIVE USED	TOTAL VOL ADDED IN FIELD (mL)	FINAL pH			
	1	PE	1L	COOL	Ø	6.6	TDS, NO3, Cl	PP	300
	1	↓	250ml	HNO_3	↓	<2	App I Fe, Mn, Hg	↓	↓
	1	↓	250ml	H_2SO_4	↓	<2	NH3	↓	↓
	2	AG	40ml	COOL	↓	6.6	8011 GDB	↓	↓
	3	CG	40ml	HCl	↓	<2	8260 App I	↓	↓

REMARKS:

MATERIAL CODES: **AG** = Amber Glass; **CG** = Clear Glass; **PE** = Polyethylene; **PP** = Polypropylene; **S** = Silicone; **T** = Teflon; **O** = Other (Specify)

SAMPLING EQUIPMENT CODES: **APP** = After Peristaltic Pump; **B** = Bailer; **BP** = Bladder Pump; **ESP** = Electric Submersible Pump; **RFPP** = Reverse Flow Peristaltic Pump; **SM** = Straw Method (Tubing Gravity Drain); **O** = Other (Specify)

NOTES: 1. The above do not constitute all of the information required by Chapter 62-160, F.A.C.
2. STABILIZATION CRITERIA FOR RANGE OF VARIATION OF LAST THREE CONSECUTIVE READINGS (SEE FS 2212, SECTION 3)
pH: ± 0.2 units **Temperature:** ± 0.2 °C **Specific Conductance:** ± 5% **Dissolved Oxygen:** all readings ≤ 20% saturation (see Table FS 2200-2); optionally, ± 0.2 mg/L or ± 10% (whichever is greater) **Turbidity:** all readings ≤ 20 NTU; optionally ± 5 NTU or ± 10% (whichever is greater)

Pace Analytical® Florida Laboratory	Document Name: Groundwater Sampling Log	Document Revised: December 03, 2012
	Document No.: F-FL-C-021 rev.00	Issuing Authority: Pace Florida Quality Office

Form FD 9000-24

GROUNDWATER SAMPLING LOG

SITE NAME: LUNA RD LF	SITE LOCATION: LUNA RD, BRADENTON, FL	
WELL NO: 600-7	SAMPLE ID:	DATE: 10/27/17

PURGING DATA

WELL DIAMETER (inches): 2"	TUBING DIAMETER (inches): 1/4"	WELL SCREEN INTERVAL DEPTH: feet to feet	STATIC DEPTH TO WATER (feet): 8.18	PURGE PUMP TYPE OR BAILER: PP

WELL VOLUME PURGE: 1 WELL VOLUME = (TOTAL WELL DEPTH – STATIC DEPTH TO WATER) X WELL CAPACITY
(only fill out if applicable)
= (20.54 feet – 8.18 feet) x 0.16 gallons/foot = 1.9856 gallons

EQUIPMENT VOLUME PURGE: 1 EQUIPMENT VOL. = PUMP VOLUME + (TUBING CAPACITY X TUBING LENGTH) + FLOW CELL VOLUME
(only fill out if applicable)
= gallons + (gallons/foot X feet) + gallons = gallons

INITIAL PUMP OR TUBING DEPTH IN WELL (feet): 10	FINAL PUMP OR TUBING DEPTH IN WELL (feet): 10	PURGING INITIATED AT: 1050	PURGING ENDED AT: 1108	TOTAL VOLUME PURGED (gallons): 3.24

TIME	VOLUME PURGED (gallons)	CUMUL. VOLUME PURGED (gallons)	PURGE RATE (gpm)	DEPTH TO WATER (feet)	pH (standard units)	TEMP. (°C)	COND. (circle units) µmhos/cm or mS/cm	DISSOLVED OXYGEN (circle units) mg/L or % saturation	TURBIDITY (NTUs)	COLOR (describe)	ODOR (describe)
1102	~~1.~~ 2.14	2.14	0.18	8.70	6.53	27.1	447	0.18	3.04	TANNIC	NONE
1105	0.54	2.70	↓	8.70	6.53	27.2	446	0.17	2.98	↓	↓
1108	0.54	3.24	↓	8.70	6.53	27.2	447	0.17	2.95	↓	↓

WELL CAPACITY (Gallons Per Foot): **0.75"** = 0.02; **1"** = 0.04; **1.25"** = 0.06; **2"** = 0.16; **3"** = 0.37; **4"** = 0.65; **5"** = 1.02; **6"** = 1.47; **12"** = 5.88
TUBING INSIDE DIA. CAPACITY (Gal./Ft.): **1/8"** = 0.0006; **3/16"** = 0.0014; **1/4"** = 0.0026; **5/16"** = 0.004; **3/8"** = 0.006; **1/2"** = 0.010; **5/8"** = 0.016

PURGING EQUIPMENT CODES: **B** = Bailer; **BP** = Bladder Pump; **ESP** = Electric Submersible Pump; **PP** = Peristaltic Pump; **O** = Other (Specify)

SAMPLING DATA

SAMPLED BY (PRINT) / AFFILIATION: SAMUEL STOCKBRIDGE	SAMPLER(S) SIGNATURE(S):	SAMPLING INITIATED AT: 1109	SAMPLING ENDED AT: 1119
PUMP OR TUBING DEPTH IN WELL (feet): 10	TUBING MATERIAL CODE: HDPE	FIELD-FILTERED: Y (N) Filtration Equipment Type:	FILTER SIZE: ____ µm
FIELD DECONTAMINATION: PUMP (Y) N	TUBING Y N (replaced)	DUPLICATE: Y (N)	

SAMPLE CONTAINER SPECIFICATION				SAMPLE PRESERVATION			INTENDED ANALYSIS AND/OR METHOD	SAMPLING EQUIPMENT CODE	SAMPLE PUMP FLOW RATE (mL per minute)
SAMPLE ID CODE	# CONTAINERS	MATERIAL CODE	VOLUME	PRESERVATIVE USED	TOTAL VOL ADDED IN FIELD (mL)	FINAL pH			
	1	PG	1L	COOL	Ø	6.5	TDS, NO3, Cl	PP	300
	1	↓	250ml	HNO3	↓	<2	App I, Fe, Na, Hg	↓	↓
	1	↓	250ml	H2SO4	↓	<2	NH3	↓	↓
	2	AG	40ml	COOL	↓	6.5	8011 VOB	↓	↓
	3	CG	40ml	HCl	↓	<2	8260 App I	↓	↓

REMARKS:

MATERIAL CODES: **AG** = Amber Glass; **CG** = Clear Glass; **PE** = Polyethylene; **PP** = Polypropylene; **S** = Silicone; **T** = Teflon; **O** = Other (Specify)

SAMPLING EQUIPMENT CODES: **APP** = After Peristaltic Pump; **B** = Bailer; **BP** = Bladder Pump; **ESP** = Electric Submersible Pump; **RFPP** = Reverse Flow Peristaltic Pump; **SM** = Straw Method (Tubing Gravity Drain); **O** = Other (Specify)

NOTES: 1. The above do not constitute all of the information required by Chapter 62-160, F.A.C.
2. STABILIZATION CRITERIA FOR RANGE OF VARIATION OF LAST THREE CONSECUTIVE READINGS (SEE FS 2212, SECTION 3)
pH: ± 0.2 units **Temperature:** ± 0.2 °C **Specific Conductance:** ± 5% **Dissolved Oxygen:** all readings ≤ 20% saturation (see Table FS 2200-2); optionally, ± 0.2 mg/L or ± 10% (whichever is greater) **Turbidity:** all readings ≤ 20 NTU; optionally ± 5 NTU or ± 10% (whichever is greater)

Pace Analytical® Florida Laboratory	Document Name: Groundwater Sampling Log	Document Revised: December 03, 2012
	Document No.: F-FL-C-021 rev.00	Issuing Authority: Pace Florida Quality Office

Form FD 9000-24

GROUNDWATER SAMPLING LOG

SITE NAME: LUNA RD. LF	SITE LOCATION: LUNA RD. BRADENTON, FL	
WELL NO: GW-8	SAMPLE ID:	DATE: 10/27/17

PURGING DATA

WELL DIAMETER (inches): 2"	TUBING DIAMETER (inches): 1/4"	WELL SCREEN INTERVAL DEPTH: feet to feet	STATIC DEPTH TO WATER (feet): 9.60	PURGE PUMP TYPE OR BAILER: PP

WELL VOLUME PURGE: 1 WELL VOLUME = (TOTAL WELL DEPTH – STATIC DEPTH TO WATER) X WELL CAPACITY
(only fill out if applicable)
= (20.32 feet – 9.60 feet) X 0.16 gallons/foot = 1.7152 gallons

EQUIPMENT VOLUME PURGE: 1 EQUIPMENT VOL. = PUMP VOLUME + (TUBING CAPACITY X TUBING LENGTH) + FLOW CELL VOLUME
(only fill out if applicable)
= gallons + (gallons/foot X feet) + gallons = gallons

INITIAL PUMP OR TUBING DEPTH IN WELL (feet): 11	FINAL PUMP OR TUBING DEPTH IN WELL (feet): 11	PURGING INITIATED AT: 1125	PURGING ENDED AT: 1141	TOTAL VOLUME PURGED (gallons): 2.88

TIME	VOLUME PURGED (gallons)	CUMUL. VOLUME PURGED (gallons)	PURGE RATE (gpm)	DEPTH TO WATER (feet)	pH (standard units)	TEMP. (°C)	COND. (circle units) µmhos/cm or µS/cm	DISSOLVED OXYGEN (circle units) mg/L or % saturation	TURBIDITY (NTUs)	COLOR (describe)	ODOR (describe)
1135	1.80	1.80	0.18	9.72	6.82	27.9	358	0.14	4.21	TANNIC	NONE
1138	0.54	2.34		9.72	6.83	27.9	359	0.13	4.17		
1141	0.54	2.88		9.72	6.83	27.9	360	0.13	4.03		

WELL CAPACITY (Gallons Per Foot): **0.75"** = 0.02; **1"** = 0.04; **1.25"** = 0.06; **2"** = 0.16; **3"** = 0.37; **4"** = 0.65; **5"** = 1.02; **6"** = 1.47; **12"** = 5.88
TUBING INSIDE DIA. CAPACITY (Gal./Ft.): **1/8"** = 0.0006; **3/16"** = 0.0014; **1/4"** = 0.0026; **5/16"** = 0.004; **3/8"** = 0.006; **1/2"** = 0.010; **5/8"** = 0.016

PURGING EQUIPMENT CODES: **B** = Bailer; **BP** = Bladder Pump; **ESP** = Electric Submersible Pump; **PP** = Peristaltic Pump; **O** = Other (Specify)

SAMPLING DATA

SAMPLED BY (PRINT) / AFFILIATION: James Stockbridge	SAMPLER(S) SIGNATURE(S):	SAMPLING INITIATED AT: 1142	SAMPLING ENDED AT: 1152
PUMP OR TUBING DEPTH IN WELL (feet): 11	TUBING MATERIAL CODE: HDPE	FIELD-FILTERED: Y (N) Filtration Equipment Type:	FILTER SIZE: ____ µm
FIELD DECONTAMINATION: PUMP (Y) N	TUBING Y N (replaced)	DUPLICATE: Y (N)	

SAMPLE CONTAINER SPECIFICATION				SAMPLE PRESERVATION			INTENDED ANALYSIS AND/OR METHOD	SAMPLING EQUIPMENT CODE	SAMPLE PUMP FLOW RATE (mL per minute)
SAMPLE ID CODE	# CONTAINERS	MATERIAL CODE	VOLUME	PRESERVATIVE USED	TOTAL VOL ADDED IN FIELD (mL)	FINAL pH			
	1	PE	1L	COOL	Ø	6.8	TDS, NO3, Cl	PP	300
	1		250ml	HNO3		<2	App I, Na, Fe, Hg		
	1		250ml	H2SO4		<2	NH3		
	2	AG	40ml	COOL		6.8	8011 GDB		
	3	CG	40ml	HCl		<2	8260 App I		

REMARKS:

MATERIAL CODES: **AG** = Amber Glass; **CG** = Clear Glass; **PE** = Polyethylene; **PP** = Polypropylene; **S** = Silicone; **T** = Teflon; **O** = Other (Specify)

SAMPLING EQUIPMENT CODES: **APP** = After Peristaltic Pump; **B** = Bailer; **BP** = Bladder Pump; **ESP** = Electric Submersible Pump; **RFPP** = Reverse Flow Peristaltic Pump; **SM** = Straw Method (Tubing Gravity Drain); **O** = Other (Specify)

NOTES: 1. The above do not constitute all of the information required by Chapter 62-160, F.A.C.
2. STABILIZATION CRITERIA FOR RANGE OF VARIATION OF LAST THREE CONSECUTIVE READINGS (SEE FS 2212, SECTION 3)
pH: ± 0.2 units **Temperature:** ± 0.2 °C **Specific Conductance:** ± 5% **Dissolved Oxygen:** all readings ≤ 20% saturation (see Table FS 2200-2); optionally, ± 0.2 mg/L or ± 10% (whichever is greater) **Turbidity:** all readings ≤ 20 NTU; optionally ± 5 NTU or ± 10% (whichever is greater)

Pace Analytical® Florida Laboratory	Document Name: Groundwater Sampling Log	Document Revised: December 03, 2012
	Document No.: F-FL-C-021 rev.00	Issuing Authority: Pace Florida Quality Office

Form FD 9000-24

GROUNDWATER SAMPLING LOG

SITE NAME: LENA RD LF	SITE LOCATION: LENA RD, BRADENTON, FL	
WELL NO: GW-9	SAMPLE ID:	DATE: 10/27/17

PURGING DATA

WELL DIAMETER (inches): 2"	TUBING DIAMETER (inches): 1/4"	WELL SCREEN INTERVAL DEPTH: feet to feet	STATIC DEPTH TO WATER (feet): 10.53	PURGE PUMP TYPE OR BAILER: PP

WELL VOLUME PURGE: 1 WELL VOLUME = (TOTAL WELL DEPTH – STATIC DEPTH TO WATER) X WELL CAPACITY
(only fill out if applicable)
= (20.56 feet – 10.53 feet) X 0.16 gallons/foot = 1.6048 gallons

EQUIPMENT VOLUME PURGE: 1 EQUIPMENT VOL. = PUMP VOLUME + (TUBING CAPACITY X TUBING LENGTH) + FLOW CELL VOLUME
(only fill out if applicable)
= gallons + (gallons/foot X feet) + gallons = gallons

INITIAL PUMP OR TUBING DEPTH IN WELL (feet): 12	FINAL PUMP OR TUBING DEPTH IN WELL (feet): 12	PURGING INITIATED AT: 1205	PURGING ENDED AT: 1222	TOTAL VOLUME PURGED (gallons): 2.72

TIME	VOLUME PURGED (gallons)	CUMUL. VOLUME PURGED (gallons)	PURGE RATE (gpm)	DEPTH TO WATER (feet)	pH (standard units)	TEMP. (°C)	COND. (circle units) µmhos/cm or µS/cm	DISSOLVED OXYGEN (circle units) mg/L or % saturation	TURBIDITY (NTUs)	COLOR (describe)	ODOR (describe)
1214	1.76	1.76	0.16	11.40	6.74	28.7	503	0.34	13.6	TANNIC	NONE
1219	0.48	2.24	↓	11.40	6.77	28.8	504	0.30	12.4	↓	↓
1222	0.48	2.72	↓	11.40	6.77	28.8	503	0.28	10.7	↓	↓

WELL CAPACITY (Gallons Per Foot): **0.75"** = 0.02; **1"** = 0.04; **1.25"** = 0.06; **2"** = 0.16; **3"** = 0.37; **4"** = 0.65; **5"** = 1.02; **6"** = 1.47; **12"** = 5.88
TUBING INSIDE DIA. CAPACITY (Gal./Ft.): **1/8"** = 0.0006; **3/16"** = 0.0014; **1/4"** = 0.0026; **5/16"** = 0.004; **3/8"** = 0.006; **1/2"** = 0.010; **5/8"** = 0.016

PURGING EQUIPMENT CODES: **B** = Bailer; **BP** = Bladder Pump; **ESP** = Electric Submersible Pump; **PP** = Peristaltic Pump; **O** = Other (Specify)

SAMPLING DATA

SAMPLED BY (PRINT) / AFFILIATION: James Stockbridge	SAMPLER(S) SIGNATURE(S):	SAMPLING INITIATED AT: 1223	SAMPLING ENDED AT: 1233
PUMP OR TUBING DEPTH IN WELL (feet): 12	TUBING MATERIAL CODE: HDPE	FIELD-FILTERED: Y (N) Filtration Equipment Type:	FILTER SIZE: ____ µm
FIELD DECONTAMINATION: PUMP (Y) N	TUBING Y N (replaced)	DUPLICATE: Y (N)	

SAMPLE CONTAINER SPECIFICATION				SAMPLE PRESERVATION			INTENDED ANALYSIS AND/OR METHOD	SAMPLING EQUIPMENT CODE	SAMPLE PUMP FLOW RATE (mL per minute)
SAMPLE ID CODE	# CONTAINERS	MATERIAL CODE	VOLUME	PRESERVATIVE USED	TOTAL VOL ADDED IN FIELD (mL)	FINAL pH			
	1	PE	1L	COOL	Ø	6.7	TDS, NO3, Cl	PP	300
	1	↓	250ml	HNO3	↓	<2	APPI, Fe, Na, Hg	↓	↓
	1	↓	250ml	H2SO4	↓	<2	NH3	↓	↓
	2	AG	40ml	COOL	↓	6.7	8011 GRB	↓	↓
	3	CG	40ml	HCl	↓	<2	8260 APPI	↓	↓

REMARKS:

MATERIAL CODES: **AG** = Amber Glass; **CG** = Clear Glass; **PE** = Polyethylene; **PP** = Polypropylene; **S** = Silicone; **T** = Teflon; **O** = Other (Specify)

SAMPLING EQUIPMENT CODES: **APP** = After Peristaltic Pump; **B** = Bailer; **BP** = Bladder Pump; **ESP** = Electric Submersible Pump; **RFPP** = Reverse Flow Peristaltic Pump; **SM** = Straw Method (Tubing Gravity Drain); **O** = Other (Specify)

NOTES: 1. The above do not constitute all of the information required by Chapter 62-160, F.A.C.
2. STABILIZATION CRITERIA FOR RANGE OF VARIATION OF LAST THREE CONSECUTIVE READINGS (SEE FS 2212, SECTION 3)
pH: ± 0.2 units **Temperature:** ± 0.2 °C **Specific Conductance:** ± 5% **Dissolved Oxygen:** all readings ≤ 20% saturation (see Table FS 2200-2); optionally, ± 0.2 mg/L or ± 10% (whichever is greater) **Turbidity:** all readings ≤ 20 NTU; optionally ± 5 NTU or ± 10% (whichever is greater)

Pace Analytical® Florida Laboratory	Document Name: Groundwater Sampling Log	Document Revised: December 03, 2012
	Document No.: F-FL-C-021 rev.00	Issuing Authority: Pace Florida Quality Office

Form FD 9000-24

GROUNDWATER SAMPLING LOG

SITE NAME: LUNA RD LF	SITE LOCATION: LUNA RD, BRADENTON, FL	
WELL NO: GW-10	SAMPLE ID:	DATE: 10/27/17

PURGING DATA

WELL DIAMETER (inches): 2"	TUBING DIAMETER (inches): 1/4"	WELL SCREEN INTERVAL DEPTH: feet to feet	STATIC DEPTH TO WATER (feet): 7.28	PURGE PUMP TYPE OR BAILER: BP

WELL VOLUME PURGE: 1 WELL VOLUME = (TOTAL WELL DEPTH – STATIC DEPTH TO WATER) X WELL CAPACITY
(only fill out if applicable)
= (20.15 feet – 7.28 feet) x 0.16 gallons/foot = 2.0592 gallons

EQUIPMENT VOLUME PURGE: 1 EQUIPMENT VOL. = PUMP VOLUME + (TUBING CAPACITY X TUBING LENGTH) + FLOW CELL VOLUME
(only fill out if applicable)
= gallons + (gallons/foot X feet) + gallons = gallons

INITIAL PUMP OR TUBING DEPTH IN WELL (feet): 9	FINAL PUMP OR TUBING DEPTH IN WELL (feet): 18	PURGING INITIATED AT: 1245	PURGING ENDED AT: 1309	TOTAL VOLUME PURGED (gallons): 3.12

TIME	VOLUME PURGED (gallons)	CUMUL. VOLUME PURGED (gallons)	PURGE RATE (gpm)	DEPTH TO WATER (feet)	pH (standard units)	TEMP. (°C)	COND. (circle units) µmhos/cm or mS/cm	DISSOLVED OXYGEN (circle units) mg/l or % saturation	TURBIDITY (NTUs)	COLOR (describe)	ODOR (describe)
1301	2.05	2.05	0.13	13.43	6.88	27.3	487	0.44	29.2	TANNIC	NONE
1305	0.52	2.60	↓	14.78	6.89	27.4	488	0.43	30.3	↓	↓
1309	0.52	3.12	↓	14.53	6.89	27.4	487	0.43	29.7	↓	↓

WELL CAPACITY (Gallons Per Foot): **0.75"** = 0.02; **1"** = 0.04; **1.25"** = 0.06; **2"** = 0.16; **3"** = 0.37; **4"** = 0.65; **5"** = 1.02; **6"** = 1.47; **12"** = 5.88
TUBING INSIDE DIA. CAPACITY (Gal./Ft.): **1/8"** = 0.0006; **3/16"** = 0.0014; **1/4"** = 0.0026; **5/16"** = 0.004; **3/8"** = 0.006; **1/2"** = 0.010; **5/8"** = 0.016

PURGING EQUIPMENT CODES: **B** = Bailer; **BP** = Bladder Pump; **ESP** = Electric Submersible Pump; **PP** = Peristaltic Pump; **O** = Other (Specify)

SAMPLING DATA

SAMPLED BY (PRINT) / AFFILIATION: JAMES STOCKBRIDGE	SAMPLER(S) SIGNATURE(S):	SAMPLING INITIATED AT: 1310	SAMPLING ENDED AT: 1320
PUMP OR TUBING DEPTH IN WELL (feet): 18	TUBING MATERIAL CODE: HDPE	FIELD-FILTERED: Y (N) Filtration Equipment Type:	FILTER SIZE: ____ µm
FIELD DECONTAMINATION: PUMP (Y) N	TUBING Y N (replaced)	DUPLICATE: Y (N)	

SAMPLE CONTAINER SPECIFICATION				SAMPLE PRESERVATION			INTENDED ANALYSIS AND/OR METHOD	SAMPLING EQUIPMENT CODE	SAMPLE PUMP FLOW RATE (mL per minute)
SAMPLE ID CODE	# CONTAINERS	MATERIAL CODE	VOLUME	PRESERVATIVE USED	TOTAL VOL ADDED IN FIELD (mL)	FINAL pH			
	1	PE	1L	COOL	Ø		TDS, NO3, Cl	PP	300
	1	↓	250ml	HNO_3	↓	<2	AlpI, Fe, Na, Hg	↓	↓
	1	↓	250ml	H_2SO_4	↓	<2	NH3	↓	↓
	2	AG	40ml	COOL	↓		8011 GDB	↓	↓
	3	CG	40ml	HCl	↓	<2	8260 AppI	↓	↓

REMARKS:
WELL HAS HISTORY OF DRAWDOWN.

MATERIAL CODES: **AG** = Amber Glass; **CG** = Clear Glass; **PE** = Polyethylene; **PP** = Polypropylene; **S** = Silicone; **T** = Teflon; **O** = Other (Specify)

SAMPLING EQUIPMENT CODES: **APP** = After Peristaltic Pump; **B** = Bailer; **BP** = Bladder Pump; **ESP** = Electric Submersible Pump; **RFPP** = Reverse Flow Peristaltic Pump; **SM** = Straw Method (Tubing Gravity Drain); **O** = Other (Specify)

NOTES: 1. The above do not constitute all of the information required by Chapter 62-160, F.A.C.
2. STABILIZATION CRITERIA FOR RANGE OF VARIATION OF LAST THREE CONSECUTIVE READINGS (SEE FS 2212, SECTION 3)
pH: ± 0.2 units **Temperature:** ± 0.2 °C **Specific Conductance:** ± 5% **Dissolved Oxygen:** all readings ≤ 20% saturation (see Table FS 2200-2); optionally, ± 0.2 mg/L or ± 10% (whichever is greater) **Turbidity:** all readings ≤ 20 NTU; optionally ± 5 NTU or ± 10% (whichever is greater)

Form FD 9000-24

GROUNDWATER SAMPLING LOG

SITE NAME: LONA RD LF	SITE LOCATION: LONA RD, BRADENTON, FL	
WELL NO: GW-11 / DUP	SAMPLE ID:	DATE: 10/27/17

PURGING DATA

WELL DIAMETER (inches): 2"	TUBING DIAMETER (inches): 1/4"	WELL SCREEN INTERVAL DEPTH: feet to feet	STATIC DEPTH TO WATER (feet): 6.55	PURGE PUMP TYPE OR BAILER: PP

WELL VOLUME PURGE: 1 WELL VOLUME = (TOTAL WELL DEPTH – STATIC DEPTH TO WATER) X WELL CAPACITY
(only fill out if applicable)
= (21.61 feet – 6.55 feet) X 0.16 gallons/foot = 2.4096 gallons

EQUIPMENT VOLUME PURGE: 1 EQUIPMENT VOL. = PUMP VOLUME + (TUBING CAPACITY X TUBING LENGTH) + FLOW CELL VOLUME
(only fill out if applicable)
= gallons + (gallons/foot X feet) + gallons = gallons

INITIAL PUMP OR TUBING DEPTH IN WELL (feet): 8	FINAL PUMP OR TUBING DEPTH IN WELL (feet): 8	PURGING INITIATED AT: 1345	PURGING ENDED AT: 1408	TOTAL VOLUME PURGED (gallons): 3.96

TIME	VOLUME PURGED (gallons)	CUMUL. VOLUME PURGED (gallons)	PURGE RATE (gpm)	DEPTH TO WATER (feet)	pH (standard units)	TEMP. (°C)	COND. (circle units) µmhos/cm or mS/cm	DISSOLVED OXYGEN (circle units) mg/L or % saturation	TURBIDITY (NTUs)	COLOR (describe)	ODOR (describe)
1400	2.52	2.52	0.18	7.18	6.58	27.0	321	0.39	6.84	TANNIC	NONE
1404	0.72	3.24		7.18	6.59	27.1	322	0.38	6.73		
1408	0.72	3.96		7.18	6.59	27.1	322	0.35	6.65		

WELL CAPACITY (Gallons Per Foot): **0.75"** = 0.02; **1"** = 0.04; **1.25"** = 0.06; **2"** = 0.16; **3"** = 0.37; **4"** = 0.65; **5"** = 1.02; **6"** = 1.47; **12"** = 5.88
TUBING INSIDE DIA. CAPACITY (Gal./Ft.): **1/8"** = 0.0006; **3/16"** = 0.0014; **1/4"** = 0.0026; **5/16"** = 0.004; **3/8"** = 0.006; **1/2"** = 0.010; **5/8"** = 0.016

PURGING EQUIPMENT CODES: **B** = Bailer; **BP** = Bladder Pump; **ESP** = Electric Submersible Pump; **PP** = Peristaltic Pump; **O** = Other (Specify)

SAMPLING DATA

SAMPLED BY (PRINT) / AFFILIATION: JAMES STOCKBRIDGE	SAMPLER(S) SIGNATURE(S):	SAMPLING INITIATED AT: 1409	SAMPLING ENDED AT: 1429
PUMP OR TUBING DEPTH IN WELL (feet): 8	TUBING MATERIAL CODE: HDPE	FIELD-FILTERED: Y (N) Filtration Equipment Type:	FILTER SIZE: ____ µm
FIELD DECONTAMINATION: PUMP (Y) N	TUBING Y N (replaced)	DUPLICATE: (Y) ~~N~~	

SAMPLE CONTAINER SPECIFICATION				SAMPLE PRESERVATION			INTENDED ANALYSIS AND/OR METHOD	SAMPLING EQUIPMENT CODE	SAMPLE PUMP FLOW RATE (mL per minute)
SAMPLE ID CODE	# CONTAINERS	MATERIAL CODE	VOLUME	PRESERVATIVE USED	TOTAL VOL ADDED IN FIELD (mL)	FINAL pH			
	2	PE	1L	COOL	Ø	6.5	TDS, NO3, Cl	PP	300
	2		250ml	HNO_3		<2	APP I, Fe, Na, Hg		
	2		250ml	H_2SO_4		<2	NH3		
	4	AG	40ml	COOL		6.5	8011 VOB		
	6	CG	40ml	HCl		<2	8260 APP I		

REMARKS:

MATERIAL CODES: **AG** = Amber Glass; **CG** = Clear Glass; **PE** = Polyethylene; **PP** = Polypropylene; **S** = Silicone; **T** = Teflon; **O** = Other (Specify)

SAMPLING EQUIPMENT CODES: **APP** = After Peristaltic Pump; **B** = Bailer; **BP** = Bladder Pump; **ESP** = Electric Submersible Pump; **RFPP** = Reverse Flow Peristaltic Pump; **SM** = Straw Method (Tubing Gravity Drain); **O** = Other (Specify)

NOTES: 1. The above do not constitute all of the information required by Chapter 62-160, F.A.C.
2. STABILIZATION CRITERIA FOR RANGE OF VARIATION OF LAST THREE CONSECUTIVE READINGS (SEE FS 2212, SECTION 3)
pH: ± 0.2 units **Temperature:** ± 0.2 °C **Specific Conductance:** ± 5% **Dissolved Oxygen:** all readings ≤ 20% saturation (see Table FS 2200-2); optionally, ± 0.2 mg/L or ± 10% (whichever is greater) **Turbidity:** all readings ≤ 20 NTU; optionally ± 5 NTU or ± 10% (whichever is greater)

Pace Analytical® Florida Laboratory	Document Name: Groundwater Sampling Log	Document Revised: December 03, 2012
	Document No.: F-FL-C-021 rev.00	Issuing Authority: Pace Florida Quality Office

Form FD 9000-24

GROUNDWATER SAMPLING LOG

SITE NAME: LONA RD LF	SITE LOCATION: LONA RD, BRADENTON, FL	
WELL NO: GW-12	SAMPLE ID:	DATE: 10/27/17

PURGING DATA

WELL DIAMETER (inches): 2"	TUBING DIAMETER (inches): 1/4"	WELL SCREEN INTERVAL DEPTH: feet to feet	STATIC DEPTH TO WATER (feet): 9.67	PURGE PUMP TYPE OR BAILER: PP

WELL VOLUME PURGE: 1 WELL VOLUME = (TOTAL WELL DEPTH – STATIC DEPTH TO WATER) X WELL CAPACITY
(only fill out if applicable)
= (20.21 feet – 9.67 feet) X 0.16 gallons/foot = 1.6864 gallons

EQUIPMENT VOLUME PURGE: 1 EQUIPMENT VOL. = PUMP VOLUME + (TUBING CAPACITY X TUBING LENGTH) + FLOW CELL VOLUME
(only fill out if applicable)
= gallons + (gallons/foot X feet) + gallons = gallons

INITIAL PUMP OR TUBING DEPTH IN WELL (feet): 11	FINAL PUMP OR TUBING DEPTH IN WELL (feet): 11	PURGING INITIATED AT: 1445	PURGING ENDED AT: 1502	TOTAL VOLUME PURGED (gallons): 2.72

TIME	VOLUME PURGED (gallons)	CUMUL. VOLUME PURGED (gallons)	PURGE RATE (gpm)	DEPTH TO WATER (feet)	pH (standard units)	TEMP. (°C)	COND. (circle units) µmhos/cm or mS/cm	DISSOLVED OXYGEN (circle units) mg/L or % saturation	TURBIDITY (NTUs)	COLOR (describe)	ODOR (describe)
1456	1.76	1.76	0.16	9.71	6.72	27.4	683	0.18	2.02	TANNIC	NONE
1459	0.48	2.24	↓	9.71	6.71	27.5	682	0.17	1.97	↓	↓
1502	0.48	2.72	↓	9.71	6.71	27.5	682	0.17	1.92	↓	↓

WELL CAPACITY (Gallons Per Foot): **0.75"** = 0.02; **1"** = 0.04; **1.25"** = 0.06; **2"** = 0.16; **3"** = 0.37; **4"** = 0.65; **5"** = 1.02; **6"** = 1.47; **12"** = 5.88
TUBING INSIDE DIA. CAPACITY (Gal./Ft.): **1/8"** = 0.0006; **3/16"** = 0.0014; **1/4"** = 0.0026; **5/16"** = 0.004; **3/8"** = 0.006; **1/2"** = 0.010; **5/8"** = 0.016

PURGING EQUIPMENT CODES: **B** = Bailer; **BP** = Bladder Pump; **ESP** = Electric Submersible Pump; **PP** = Peristaltic Pump; **O** = Other (Specify)

SAMPLING DATA

SAMPLED BY (PRINT) / AFFILIATION: JAMES STOCKBRIDGE	SAMPLER(S) SIGNATURE(S):	SAMPLING INITIATED AT: 1503	SAMPLING ENDED AT: 1513
PUMP OR TUBING DEPTH IN WELL (feet): 11	TUBING MATERIAL CODE: HDPE	FIELD-FILTERED: Y (N) Filtration Equipment Type:	FILTER SIZE: ____ µm
FIELD DECONTAMINATION: PUMP (Y) N	TUBING Y N (replaced)	DUPLICATE: Y (N)	

SAMPLE CONTAINER SPECIFICATION				SAMPLE PRESERVATION			INTENDED ANALYSIS AND/OR METHOD	SAMPLING EQUIPMENT CODE	SAMPLE PUMP FLOW RATE (mL per minute)
SAMPLE ID CODE	# CONTAINERS	MATERIAL CODE	VOLUME	PRESERVATIVE USED	TOTAL VOL ADDED IN FIELD (mL)	FINAL pH			
	1	PE	1L	COOL	Ø	6.7	TDS, NO3, Cl	PP	300
	1	↓	250ml	HNO3	↓	<2	Appl. Fe, Mn, Hg	↓	↓
	1	↓	250ml	H2SO4	↓	<2	NH3	↓	↓
	2	AG	40ml	COOL	↓	6.7	8011 VOB	↓	↓
	3	CG	40ml	HCl	↓	<2	8260 Appl	↓	↓

REMARKS:

MATERIAL CODES: **AG** = Amber Glass; **CG** = Clear Glass; **PE** = Polyethylene; **PP** = Polypropylene; **S** = Silicone; **T** = Teflon; **O** = Other (Specify)

SAMPLING EQUIPMENT CODES: **APP** = After Peristaltic Pump; **B** = Bailer; **BP** = Bladder Pump; **ESP** = Electric Submersible Pump; **RFPP** = Reverse Flow Peristaltic Pump; **SM** = Straw Method (Tubing Gravity Drain); **O** = Other (Specify)

NOTES: 1. The above do not constitute all of the information required by Chapter 62-160, F.A.C.
2. STABILIZATION CRITERIA FOR RANGE OF VARIATION OF LAST THREE CONSECUTIVE READINGS (SEE FS 2212, SECTION 3)
pH: ± 0.2 units **Temperature:** ± 0.2 °C **Specific Conductance:** ± 5% **Dissolved Oxygen:** all readings ≤ 20% saturation (see Table FS 2200-2); optionally, ± 0.2 mg/L or ± 10% (whichever is greater) **Turbidity:** all readings ≤ 20 NTU; optionally ± 5 NTU or ± 10% (whichever is greater)

Pace Analytical® Florida Laboratory	Document Name: Groundwater Sampling Log	Document Revised: December 03, 2012
	Document No.: F-FL-C-021 rev.00	Issuing Authority: Pace Florida Quality Office

Form FD 9000-24

GROUNDWATER SAMPLING LOG

SITE NAME: LUNA RD LF	SITE LOCATION: LUNA RD, BRADENTON, FL	
WELL NO: EQ	SAMPLE ID:	DATE: 10/27/17

PURGING DATA

WELL DIAMETER (inches):	TUBING DIAMETER (inches): 1/4"	WELL SCREEN INTERVAL DEPTH: feet to feet	STATIC DEPTH TO WATER (feet):	PURGE PUMP TYPE OR BAILER: PP

WELL VOLUME PURGE: 1 WELL VOLUME = (TOTAL WELL DEPTH – STATIC DEPTH TO WATER) X WELL CAPACITY
(only fill out if applicable)
= (feet – feet) X gallons/foot = gallons

EQUIPMENT VOLUME PURGE: 1 EQUIPMENT VOL. = PUMP VOLUME + (TUBING CAPACITY X TUBING LENGTH) + FLOW CELL VOLUME
(only fill out if applicable)
= gallons + (gallons/foot X feet) + gallons = gallons

INITIAL PUMP OR TUBING DEPTH IN WELL (feet):	FINAL PUMP OR TUBING DEPTH IN WELL (feet):	PURGING INITIATED AT:	PURGING ENDED AT:	TOTAL VOLUME PURGED (gallons):

TIME	VOLUME PURGED (gallons)	CUMUL. VOLUME PURGED (gallons)	PURGE RATE (gpm)	DEPTH TO WATER (feet)	pH (standard units)	TEMP. (°C)	COND. (circle units) µmhos/cm or µS/cm	DISSOLVED OXYGEN (circle units) mg/L or % saturation	TURBIDITY (NTUs)	COLOR (describe)	ODOR (describe)

EQ BLANK

WELL CAPACITY (Gallons Per Foot): **0.75"** = 0.02; **1"** = 0.04; **1.25"** = 0.06; **2"** = 0.16; **3"** = 0.37; **4"** = 0.65; **5"** = 1.02; **6"** = 1.47; **12"** = 5.88
TUBING INSIDE DIA. CAPACITY (Gal./Ft.): **1/8"** = 0.0006; **3/16"** = 0.0014; **1/4"** = 0.0026; **5/16"** = 0.004; **3/8"** = 0.006; **1/2"** = 0.010; **5/8"** = 0.016
PURGING EQUIPMENT CODES: **B** = Bailer; **BP** = Bladder Pump; **ESP** = Electric Submersible Pump; **PP** = Peristaltic Pump; **O** = Other (Specify)

SAMPLING DATA

SAMPLED BY (PRINT) / AFFILIATION:	SAMPLER(S) SIGNATURE(S):	SAMPLING INITIATED AT: 1440	SAMPLING ENDED AT: 1450
James Stockbridge			
PUMP OR TUBING DEPTH IN WELL (feet):	TUBING MATERIAL CODE: HDPE	FIELD-FILTERED: Y (N) Filtration Equipment Type:	FILTER SIZE: ____ µm
FIELD DECONTAMINATION: PUMP (Y) N	TUBING Y N (replaced)	DUPLICATE: Y (N)	

SAMPLE CONTAINER SPECIFICATION				SAMPLE PRESERVATION			INTENDED ANALYSIS AND/OR METHOD	SAMPLING EQUIPMENT CODE	SAMPLE PUMP FLOW RATE (mL per minute)
SAMPLE ID CODE	# CONTAINERS	MATERIAL CODE	VOLUME	PRESERVATIVE USED	TOTAL VOL ADDED IN FIELD (mL)	FINAL pH			
	1	PE	1L	COOL	Ø		TDS NO3, Cl	PP	300
	1		250ml	HNO3		<2	App II, Fe, Hg, Na		
	1		250ml	H2SO4		<2	NH3		
	2	AG	40ml	COOL			8011 EDB		
	3	CG	40ml	HCl		<2	8260 App II		

REMARKS:

MATERIAL CODES: **AG** = Amber Glass; **CG** = Clear Glass; **PE** = Polyethylene; **PP** = Polypropylene; **S** = Silicone; **T** = Teflon; **O** = Other (Specify)

SAMPLING EQUIPMENT CODES: **APP** = After Peristaltic Pump; **B** = Bailer; **BP** = Bladder Pump; **ESP** = Electric Submersible Pump; **RFPP** = Reverse Flow Peristaltic Pump; **SM** = Straw Method (Tubing Gravity Drain); **O** = Other (Specify)

NOTES: 1. The above do not constitute all of the information required by Chapter 62-160, F.A.C.
2. STABILIZATION CRITERIA FOR RANGE OF VARIATION OF LAST THREE CONSECUTIVE READINGS (SEE FS 2212, SECTION 3)
pH: ± 0.2 units **Temperature:** ± 0.2 °C **Specific Conductance:** ± 5% **Dissolved Oxygen:** all readings ≤ 20% saturation (see Table FS 2200-2); optionally, ± 0.2 mg/L or ± 10% (whichever is greater) **Turbidity:** all readings ≤ 20 NTU; optionally ± 5 NTU or ± 10% (whichever is greater)

Pace Analytical Florida Laboratory	Document Name: Sample Condition Upon Receipt Form	Document Revised: August 2, 2017
	Document No.: F-FL-C-007 rev. 12	Issuing Authority: Pace Florida Quality Office

Sample Condition Upon Receipt Form (SCUR)

Project # WO#: 35344625

Project Manager: PM: CEM **Due Date:** 11/10/17

Client: CLIENT: MANCOU-SW

Date and Initials of person:
Examining contents: MVL
Label: 10/27/17
Deliver:
pH:

Thermometer Used: T-203 Date: 10/27/17 Time: 1645 Initials: LPM

State of Origin: FL

Cooler #1 Temp.°C 1.6 **(Visual)** 0.0 **(Correction Factor)** 1.6 **(Actual)** ☑ Samples on ice, cooling process has begun

Cooler #2 Temp.°C ____ **(Visual)** ____ **(Correction Factor)** ____ **(Actual)** ☐ Samples on ice, cooling process has begun

Cooler #3 Temp.°C ____ **(Visual)** ____ **(Correction Factor)** ____ **(Actual)** ☐ Samples on ice, cooling process has begun

Cooler #4 Temp.°C ____ **(Visual)** ____ **(Correction Factor)** ____ **(Actual)** ☐ Samples on ice, cooling process has begun

Cooler #5 Temp.°C ____ **(Visual)** ____ **(Correction Factor)** ____ **(Actual)** ☐ Samples on ice, cooling process has begun

Cooler #6 Temp.°C ____ **(Visual)** ____ **(Correction Factor)** ____ **(Actual)** ☐ Samples on ice, cooling process has begun

Courier: ☐ Fed Ex ☐ UPS ☐ USPS ☐ Client ☐ Commercial ☑ Pace ☐ Other____

Shipping Method: ☐ First Overnight ☐ Priority Overnight ☐ Standard Overnight ☐ Ground ☐ International Priority ☐ Other____

Billing: ☐ Recipient ☐ Sender ☐ Third Party ☐ Credit Card ☐ Unknown

Tracking # ____

Custody Seal on Cooler/Box Present: ☐ Yes ☑ No **Seals intact:** ☐ Yes ☐ No **Ice:** (Wet) Blue Dry None

Packing Material: ☐ Bubble Wrap ☑ Bubble Bags ☐ None ☐ Other____

Samples shorted to lab (If Yes, complete) Shorted Date:____ Shorted Time:____ Qty:____

		Comments:
Chain of Custody Present	☑ Yes ☐ No ☐ N/A	
Chain of Custody Filled Out	☑ Yes ☐ No ☐ N/A	
Relinquished Signature & Sampler Name COC	☑ Yes ☐ No ☐ N/A	
Samples Arrived within Hold Time	☑ Yes ☐ No ☐ N/A	
Rush TAT requested on COC	☐ Yes ☑ No ☐ N/A	
Sufficient Volume	☑ Yes ☐ No ☐ N/A	
Correct Containers Used	☑ Yes ☐ No ☐ N/A	
Containers Intact	☑ Yes ☐ No ☐ N/A	
Sample Labels match COC (sample IDs & date/time of collection)	☑ Yes ☐ No ☐ N/A	
All containers needing acid/base preservation have been checked.	☑ Yes ☐ No ☐ N/A	Preservation Information: Preservative:____ Lot #/Trace #:____ Date:____ Time:____ Initials:____
All Containers needing preservation are found to be in compliance with EPA recommendation: Exceptions: VOA, Coliform, TOC, O&G, Carbamates	☑ Yes ☐ No ☐ N/A	
Headspace in VOA Vials? (>6mm):	☐ Yes ☑ No ☐ N/A	
Trip Blank Present:	☑ Yes ☐ No ☐ N/A	

Client Notification/ Resolution:
Person Contacted:____ Date/Time:____

Comments/ Resolution (use back for additional comments):____

Project Manager Review:____ Date:____

APPENDIX B

COMPACT DISK CONTAINING REPORT IN .PDF FORMAT AND ADaPT FILE