Johnson, Sabrina O

From: Rodriguez, Whitney <WRodriguez@scsengineers.com>
Sent: Tuesday, February 11, 2020 5:04 PM
To: Tafuni, Steven; Newsome, Kaitlyn
Cc: SWD_Waste; ADaPT EDD; bryan.white@mymanatee.org; robert.shankle@mymanatee.org; anthony.detweiler@mymanatee.org; Bob Bennett; Atteberry, David; Cooper, Dan; Lebron, Carlo; Fischer, Shane; Taylor, David
Subject: Lena Road Landfill (WACS ID 44795) Second Semi-Annual 2019 Water Quality Monitoring Report and ADaPT Files - 09217088.15
Attachments: 44795_20191105_GWMR.pdf; 44795_20191105_SWzdd.zip; 44795_20191226_SWzdd.zip; EDD Submission Receipt; EDD Submission Document Links

Steven and Kate,

Please see attached Second Semi-Annual Monitoring Report for 2019 and ADaPT files for the Lena Road Landfill (WACS ID 44795). These files have also been submitted through the FDEP Business Portal; however, I was only able to upload the first set of ADaPT files (dated 11/5/2019) to the FDEP Business Portal. The second set of ADaPT files (dated 12/26/2019) from the resampling event is attached to this email. I copied the ADaPT shared email box, as instructed, for submittal of those ADaPT files.

Please let me know if you have any questions.

Thank you,

Whitney Rodriguez, P.E.
Senior Project Professional
SCS Engineers
3922 Coconut Palm Drive, Suite 102
Tampa, FL 33619
813-804-6722 (W)
813-758-4706 (C)
wrodriguez@scsengineers.com

Driven by Client Success
www.scsengineers.com

Lena Road Landfill

Semi-Annual Water Quality Monitoring Report
Second Semi-Annual Monitoring Period 2019

Manatee County Utilities Department
Solid Waste Division
3333 Lena Road
Bradenton, Florida 34211

SCS ENGINEERS

09217088.15 | February 11, 2020

3922 Coconut Palm Drive, Suite 102
Tampa, FL 33619
813-621-0080

Lena Road Landfill
Semi-Annual Water Quality Monitoring Report
Second Semi-Annual Monitoring Period 2019

Presented to:

MANATEE COUNTY
Manatee County Utilities Department
Solid Waste Division
3333 Lena Road
Bradenton, Florida 34211

Prepared by:

SCS ENGINEERS
3922 Coconut Palm Drive, Suite 102
Tampa, Florida 33619
(813) 621-0080

February 11, 2020
File No. 09217088.15

David W. Taylor, G.I.T.
Staff Professional

Whitney Rodriguez, P.E.
FL License No. 82430

WHITNEY L. RODRIGUEZ
LICENSE
No 82430
STATE OF FLORIDA
PROFESSIONAL ENGINEER

2/11/2020

Florida Department of Environmental Protection

Bob Martinez Center
2600 Blair Stone Road
Tallahassee, Florida 32399-2400

DEP Form #: 62-701.900(31), F.A.C
Form Title: Water Quality Monitoring Certification
Effective Date: January 6, 2010
Incorporated in Rule 62-701.510(9), F.A.C.

WATER QUALITY MONITORING CERTIFICATION

PART I GENERAL INFORMATION

(1) Facility Name Lena Road Class I Landfill

Address 3333 Lena Road

City Bradenton, FL Zip 34211 County Manatee

Telephone Number (941)748-5543

(2) WACS Facility ID 44795

(3) DEP Permit Number 39884-021-SO-01

(4) Authorized Representative's Name Bryan White Title Landfill Superintendent

Address 3333 Lena Road

City Bradenton, FL Zip 34211 State Florida

Telephone Number (941)748-5543 X8008

Email address (if available) bryan.white@mymanatee.org

CERTIFICATION

I certify under penalty of law that I have personally examined and am familiar with the information submitted in this document and all attachments and that, based on my inquiry of those individuals immediately responsible for obtaining the information, I believe that the information is true, accurate, and complete. I am aware that there are significant penalties for submission of false information including the possibility of fine and imprisonment.

2-10-20
(Date)

Bryan S White
(Owner or Authorized Representative's Signature)

PART II QUALITY ASSURANCE REQUIREMENTS

Sampling Organization Pace Analytical Services, LLC

Analytical Lab NELAC / HRS Certification # NELAC # E83079 (Ormond Beach Laboratory)

Lab Name Pace Analytical - Oldsmar, FL

Address 110 South Bayview Boulevard, Oldsmar, FL 34677

Phone Number (813) 855-1844

Email address (if available) cameron.meynardie@pacelabs.com

Table of Contents

Section Page

1 Introduction....1
2 Geologic and Hydrogeologic Characteristics....4
Semi-Annual Groundwater Flow Assessment....4
3 Landfill Monitoring Program....7
Groundwater Monitoring Program....7
Surface Water Monitoring Program....9
4 Groundwater Quality....10
Metals Exceedances....10
Arsenic....10
Iron....10
General Chemistry and Field Parameters Exceedances....12
pH....12
TDS....12
5 Surface Water Quality....13
6 Summary....15

Figures

Figure 1-1. Site Location Map, Lena Road Landfill, Manatee County, Florida....2
Figure 1-2. Site Map, Lena Road Landfill, Manatee County, Florida....3
Figure 2-1. November 2019 Shallow Surficial Aquifer Potentiometric Map, Lena Road Landfill, Manatee County, Florida....6

Tables

Table 2-1. Groundwater Elevation Measurements, November 5-7, 2019, Lena Road Landfill, Manatee County, Florida....5
Table 3-1. Existing Monitoring Well Locations and Construction Details, Lena Road Landfill, Manatee County, Florida....8
Table 4-1. Summary of Groundwater Quality Analytical Results (Detected Parameters Only), Lena Road Landfill, November 2019....11
Table 5-1. Summary of Surface Water Quality Analytical Results (Detected Parameters Only), Lena Road Landfill, November 2019....14

Appendices

Appendix A Groundwater and Surface Water Laboratory Analytical Reports and Field Forms
Appendix B Compact Disk Containing Report in .PDF Format and ADaPT Files

1 INTRODUCTION

SCS Engineers (SCS) prepared this semi-annual water quality monitoring report for the Lena Road Landfill (WACS ID 44795) on behalf of Manatee County Utilities Department. The Lena Road Landfill is located at 3333 Lena Road, Bradenton, Florida, and encompasses 316 acres of disposal areas and related facilities (Figure 1-1). The landfill is constructed with a perimeter slurry wall.

This report was prepared in accordance with Florida Department of Environmental Protection (FDEP) Permit No. 39884-021-SO-01, Water Quality Monitoring Plan; FDEP Standard Operating Procedures (Chapter 62-160, Florida Administrative Code [FAC]); and FDEP Solid Waste Water Quality Monitoring Requirements (Chapter 62-701.510(8)(a) FAC). Monitoring locations are shown on Figure 1-2. The second semi-annual 2019 groundwater data was collected on November 5-11, 2019. Additionally, monitoring wells BGW-1, GW-18, GW-19, and GW-25 were resampled for select parameters on December 26, 2019. An electronic data deliverable (EDD) of the results in "ADaPT format" is attached as Appendix B. This EDD has been verified as uploadable into the latest version of ADaPT.

Water quality sampling and analyses were performed by Pace Analytical Services, LLC (Pace). Fieldwork, sampling methodologies, data evaluation, and data Quality Assurance/Quality Control were conducted in accordance with FAC Chapter 62-160 Standard Operating Procedures (DEP-SOP-001/01) and the Lena Road Landfill solid waste permit. Laboratory analyses were performed in accordance with Chapter 62-160, FAC DEP-SOP-002/01 and the Lena Road Landfill solid waste permit. Pace is certified by the Florida Department of Health Environmental Laboratory Certification Program.

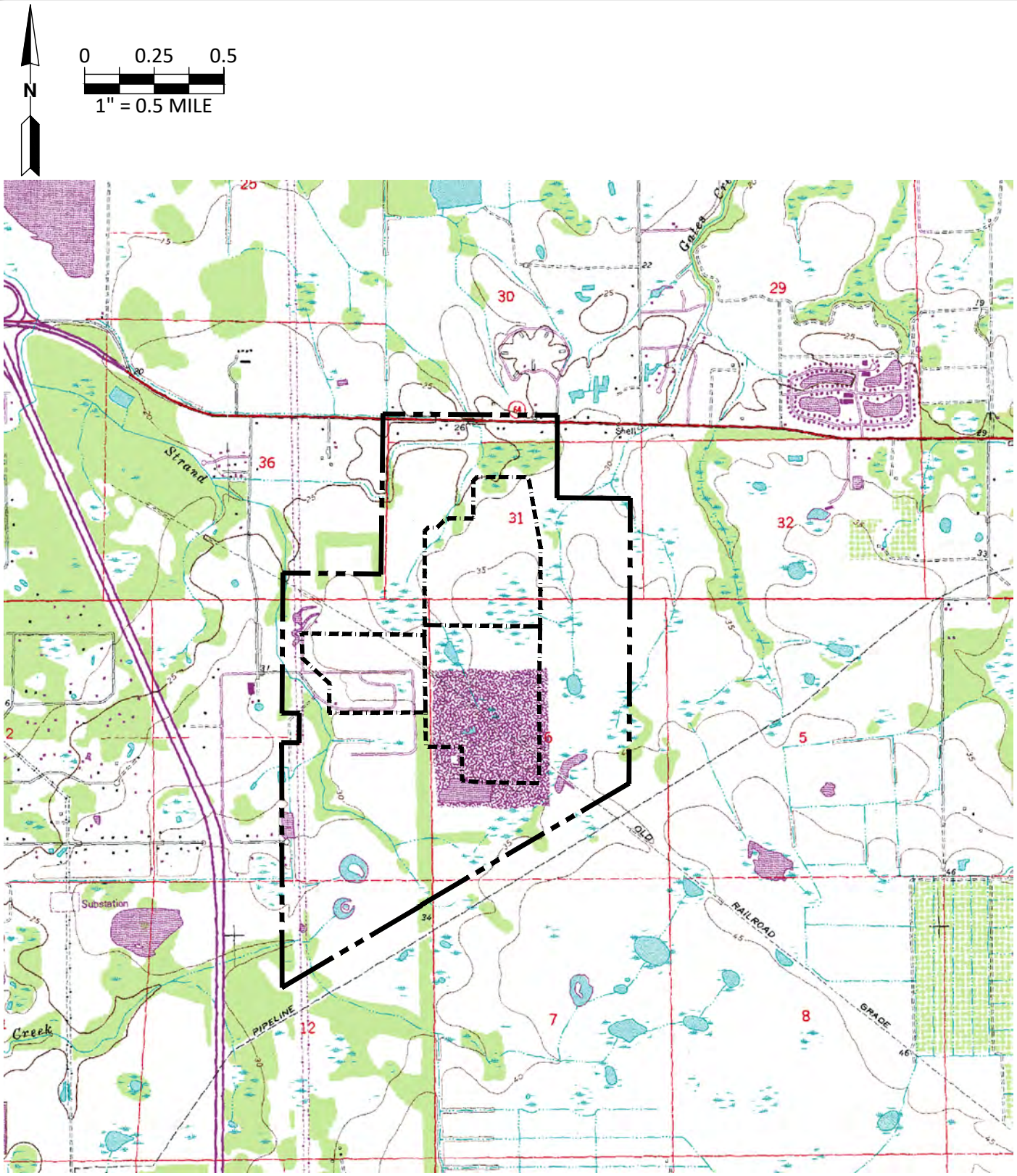

SCS ENGINEERS

FIGURE 1-1. SITE LOCATION MAP
LENA ROAD LANDFILL
MANATEE COUNTY, FLORIDA

\\tam-fs01\Tampa\Files\PROJECT\09217088.10\Task 1 - Groundwater\Lena Road\Surfer\contour maps.dwg Mar 01, 2019 - 12:57pm Layout Name: 1-1 site location map By: 4455aba

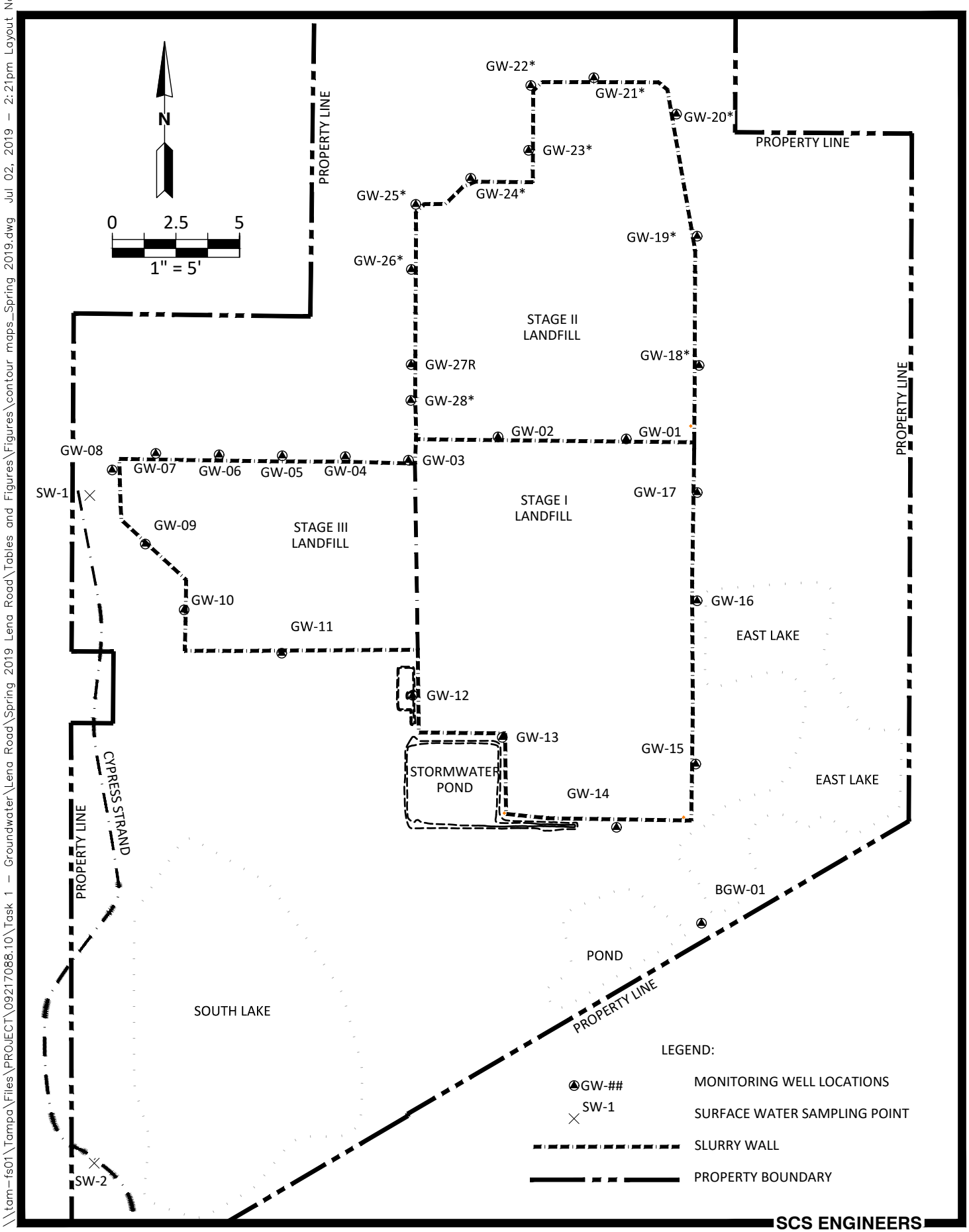

FIGURE 1-2. SITE MAP
LENA ROAD LANDFILL
MANATEE COUNTY, FLORIDA

\\tam-fs01\Tampa\Files\PROJECT\09217088.10\Task 1 - Groundwater\Lena Road\Spring 2019 Lena Road\Tables and Figures\Figures\contour maps_Spring 2019.dwg Jul 02, 2019 - 2:21pm Layout Name: 1-2

2 GEOLOGIC AND HYDROGEOLOGIC CHARACTERISTICS

Figure 1-1 shows the topography of the Lena Road Landfill and region. The regional geologic units, which comprise the subsurface beneath the site consist of, in descending order, the undifferentiated Pliocene to Recent age deposits, the Hawthorne Group, the Suwannee Limestone, the Ocala Group, and the Avon Park Limestone. The Pliocene to Recent age deposits are unconsolidated sediments and comprised of sand, silt, and clay. They measure approximately 30 feet thick beneath Manatee County. The Pliocene to Recent age deposits overlay the Hawthorne Group, a heterogeneous sequence of phosphatic, sandy, clayey, calcareous, and dolomitic sediments, which is 200-300 feet thick throughout the region. Underlying the Hawthorne Group, in descending order, are the Oligocene Suwannee Limestone, the Eocene Ocala Group, and the Avon Park Limestone. These formations generally consist of tan, granular limestone and interbedded dolomite, and collectively reach a thickness of approximately 1,600 feet in Manatee County.

Local hydrogeology is characterized by three aquifers underlying Manatee County and the Lena Road Landfill site:

- Surficial aquifer system
- Intermediate aquifer system
- Floridan aquifer system

The surficial aquifer system occurs within the Pliocene to Recent age deposits. The surficial aquifer is generally undeveloped as a source of potable water in Manatee County, with only a small volume used for domestic supply, lawn irrigation, and stock watering. The direction of groundwater flow in the surficial aquifer in Manatee County is generally to the west and south. This pattern is interrupted locally where the aquifer discharges into streams, lakes, or low swampy areas.

The intermediate aquifer system occurs within the Hawthorne Group. The intermediate aquifer system supplies most of the water for domestic and irrigation use in Manatee County. The quality of water in the intermediate aquifer is generally good except near the coast where saltwater intrusion has occurred. In the central portion of the County, concentrations of dissolved solids range from approximately 250 to 400 parts per million.

The Floridan aquifer system in Manatee County occurs within the carbonates of the Tampa Limestone, Suwannee Limestone, the Ocala Group, and the Avon Park Limestone. Water from the Floridan aquifer is used primarily for irrigation, with minor amounts used for industrial purposes, and occasionally for public and domestic water supplies.

SEMI-ANNUAL GROUNDWATER FLOW ASSESSMENT

The groundwater flow direction in the surficial aquifer was evaluated using the groundwater elevation data collected from Lena Road Landfill monitoring wells on November 5 through 7, 2019. This groundwater flow evaluation included collecting depth to groundwater measurements, calculating groundwater elevations, and production of site figures depicting groundwater contours and the estimated groundwater flow direction. Table 2-1 lists monitoring well numbers, measured depths to water, and calculated groundwater elevations for the second 2019 semi-annual sampling event. Figure 2-1 shows groundwater potentiometric contours interpolated from the November 5-7, 2019, groundwater elevation data. The water level contours are inferred from the water level data collected outside and immediately adjacent to the slurry wall. Based on the November 2019 potentiometric map, groundwater flow direction is generally toward the north-northwest, which is consistent with previous groundwater flow evaluations.

Table 2-1. Groundwater Elevation Measurements, November 5-7, 2019
Lena Road Landfill, Manatee County, Florida

Location ID	Top of Casing Elevation (Feet NGVD)	Depth to Water (Feet Below Top of Casing)	11/5-7/2019 Groundwater Elevation (Feet NGVD)
GW-1	38.68	ND	ND
GW-2	40.92	ND	ND
GW-3	39.40	6.62	32.78
GW-4	40.53	8.50	32.03
GW-5	39.90	8.32	31.58
GW-6	38.95	8.05	30.90
GW-7	39.49	9.15	30.34
GW-8	39.75	10.31	29.44
GW-9	39.65	11.20	28.45
GW-10	38.34	8.69	29.65
GW-11	38.26	6.86	31.40
GW-12	42.09	9.45	32.64
GW-13	44.79	10.89	33.90
GW-14	39.63	5.59	34.04
GW-15	42.33	7.50	34.83
GW-16	44.41	9.64	34.77
GW-17	42.19	8.30	33.89
GW-18	41.76	9.99	31.77
GW-19	41.20	10.00	31.20
GW-20	41.00	10.92	30.08
GW-21	40.94	13.55	27.39
GW-22	41.53	14.10	27.43
GW-23	40.91	10.51	30.40
GW-24	41.37	11.34	30.03
GW-25	41.11	10.08	31.03
GW-26	41.44	8.95	32.49
GW-27R	40.90	8.28	32.62
BGW-1	47.57	9.20	38.37

Notes:

NGVD = National Geodetic Vertical Datum

ND = No Data

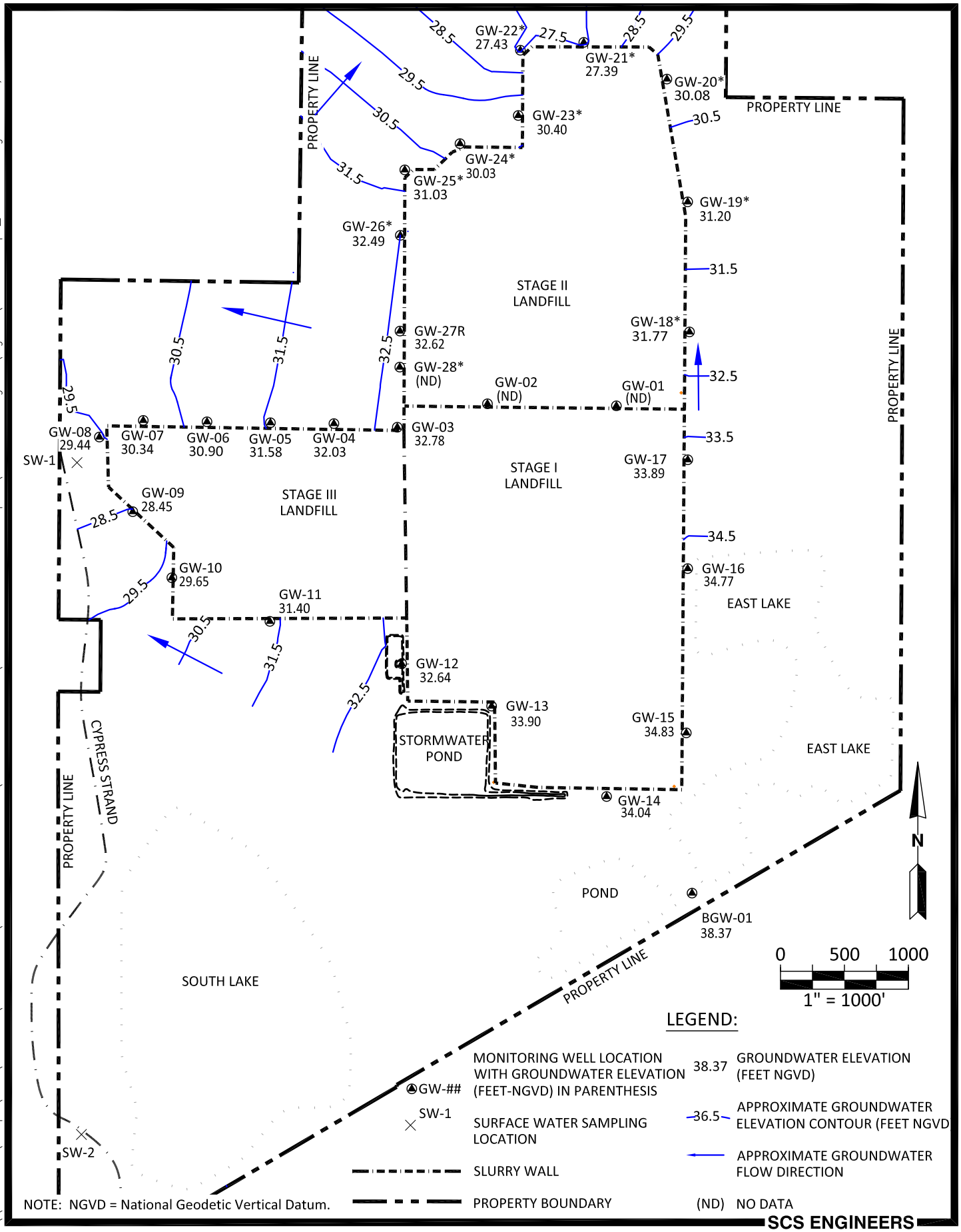

FIGURE 2-1. NOVEMBER 2019 SHALLOW SURFICIAL AQUIFER POTENTIOMETRIC MAP
LENA ROAD LANDFILL
MANATEE COUNTY, FLORIDA

\\tam-fs01\Tampa\Files\PROJECT\09217088.15\Task 1 - Groundwater\Lena Road Landfill\Fall 2019 Semi-Annual Report\Tables and Figures\Figures\Contour Maps_Fall 2019.dwg Jan 30, 2020 - 10:16am Layo

3 LANDFILL MONITORING PROGRAM

According to Lena Road Landfill's permit[1], the landfill monitoring program consists of monitoring the surficial aquifer groundwater quality and surface water quality.

GROUNDWATER MONITORING PROGRAM

The surficial aquifer groundwater is currently monitored at 26 groundwater monitoring wells (GW-3 through GW-27R and BGW-1). The well locations are shown on Figure 1-2. The construction details for the active monitoring wells comprising the monitoring system are included in Table 3-1. The permit requires semi-annual sampling of the monitoring wells for the field and laboratory parameters listed below.

Field Parameters

- Static water level in wells before purging
- Dissolved oxygen
- pH
- Specific conductivity
- Temperature
- Turbidity
- Colors and sheens (by observation)

Laboratory Parameters (Unfiltered)

- Total ammonia – nitrogen
- Chlorides
- Iron
- Mercury
- Nitrate
- Sodium
- Total dissolved solids (TDS)
- Those parameters listed in 40 Code of Federal Regulations (CFR) Part 258, Appendix I

Semi-annual reporting of the groundwater sampling results is performed in accordance with the Lena Road Landfill permit[1].

[1] Florida Department of Environmental Protection. "Solid Waste Operation Permit, Permit No. 39884-021-SO-01." 2016.

TABLE 3-1. EXISTING MONITORING WELL LOCATIONS AND CONSTRUCTION DETAILS, LENA ROAD LANDFILL, MANATEE COUNTY, FLORIDA

WACS ID	Water Quality Monitoring Site ID	Well Type	Aquifer Monitored	Top of Casing Elevation (NGVD)	Well Diameter (inches)	Screen Slot Size (inch)	Screen Length (feet)	Top of Screen (Feet BTOC)	Bottom of Screen (Feet BTOC)	Top of Screen (Feet NGVD)	Bottom of Screen (Feet NGVD)	Northing (NAD 1983)	Easting (NAD 1983)	Latitude (NAD 1983)	Longitude (NAD 1983)
21593	GW-1	DE	Surficial	38.68	2	0.010	15	3.92	18.92	34.76	19.76	1141555.84	514101.29	27° 28' 24.676"	82° 26' 17.304"
21594	GW-2	DE	Surficial	40.92	2	0.010	15	3.91	18.91	37.01	22.01	1141565.32	512079.53	27° 28' 24.698"	82° 26' 39.751"
21595	GW-3	DE	Surficial	39.40	2	0.010	15	4.06	19.06	35.34	20.34	1141382.25	511374.68	27° 28' 22.860"	82° 26' 47.569"
21596	GW-4	DE	Surficial	40.53	2	0.010	15	4.13	19.13	36.40	21.40	1141410.65	510878.61	27° 28' 23.124"	82° 26' 53.078"
21597	GW-5	DE	Surficial	39.90	2	0.010	15	4.16	19.16	35.74	20.74	1141415.37	510383.90	27° 28' 23.153"	82° 26' 58.570"
21598	GW-6	DE	Surficial	38.95	2	0.010	15	4.04	19.04	34.91	19.91	1141424.68	509886.01	27° 28' 23.227"	82° 27' 04.099"
21599	GW-7	DE	Surficial	39.49	2	0.010	15	5.04	20.04	34.45	19.45	1141435.59	509387.99	27° 28' 23.318"	82° 27' 09.628"
21600	GW-8	DE	Surficial	39.75	2	0.010	15	4.82	19.82	34.93	19.93	1141305.40	509044.79	27° 28' 22.016"	82° 27' 13.433"
21601	GW-9	DE	Surficial	39.65	2	0.010	15	5.06	20.06	34.59	19.59	1140722.84	509305.79	27° 28' 16.256"	82° 27' 10.512"
21602	GW-10	DE	Surficial	38.34	2	0.010	15	4.65	19.65	33.69	18.69	1140206.62	509611.46	27° 28' 11.156"	82° 27' 07.098"
21603	GW-11	DE	Surficial	38.26	2	0.010	15	6.11	21.11	32.15	17.15	1139864.83	510378.37	27° 28' 07.799"	82° 26' 58.570"
21604	GW-12	DE	Surficial	42.09	2	0.010	15	4.77	19.77	37.32	22.32	1139527.51	511409.94	27° 28' 04.495"	82° 26' 47.104"
21605	GW-13	DE	Surficial	44.79	2	0.010	15	4.72	19.72	40.07	25.07	1139203.08	512112.46	27° 28' 01.307"	82° 26' 39.292"
21606	GW-14	DE	Surficial	39.63	2	0.010	15	4.65	19.65	34.98	19.98	1138496.26	513011.13	27° 28' 54.339"	82° 26' 29.287"
21607	GW-15	DE	Surficial	42.33	2	0.010	15	4.50	19.50	37.83	22.83	1138992.94	513634.35	27° 27' 59.280"	82° 26' 22.388"
21608	GW-16	DE	Surficial	44.41	2	0.010	15	4.65	19.65	39.76	24.76	1140276.77	513645.17	27° 28' 11.994"	82° 26' 22.318"
21609	GW-17	DE	Surficial	42.19	2	0.010	15	5.30	20.30	36.89	21.89	1141976.95	513542.64	27° 28' 28.826"	82° 26' 23.523"
27495	GW-18	DE	Surficial	41.76	2	0.010	14.5	9.26	24.26	32.5	17.5	1142169.68	513662.64	27° 28' 30.739"	82° 26' 22.199"
27496	GW-19	DE	Surficial	41.20	2	0.010	14.5	10.7	25.7	30.5	15.5	1143144.92	513646.150	27° 28' 40.396"	82° 26' 22.420"
27497	GW-20	DE	Surficial	41.00	2	0.010	14.5	8.5	23.5	32.5	17.5	1144104.750	513482.920	27° 28' 49.895"	82° 26' 24.270"
27498	GW-21	DE	Surficial	40.94	2	0.010	14.5	8.44	23.44	32.5	17.5	1144390.55	512833.490	27° 28' 52.702"	82° 26' 31.492"
27499	GW-22	DE	Surficial	41.53	2	0.010	14.5	8.03	23.03	33.5	18.5	1144329.50	512336.37	27° 28' 52.080"	82° 26' 37.009"
27500	GW-23	DE	Surficial	40.91	2	0.010	14.5	7.41	22.41	33.5	18.5	1143811.98	512321.55	27° 28' 46.955"	82° 26' 37.153"
27501	GW-24	DE	Surficial	41.37	2	0.010	14.5	6.87	21.87	34.5	19.5	1143598.33	511865.48	27° 28' 44.823"	82° 26' 42.209"
27502	GW-25	DE	Surficial	41.11	2	0.010	14.5	6.61	21.61	34.5	19.5	1143393.13	511433.06	27° 28' 42.776"	82° 26' 47.001"
27503	GW-26	DE	Surficial	41.44	2	0.010	14.5	8.94	23.94	32.5	17.5	1142883.01	511397.49	27° 28' 37.723"	82° 26' 47.376"
27504	GW-27R	DE	Surficial	40.90	2	0.010	14.5	7.4	22.4	33.5	18.5	1142133.55	511396.54	27° 28' 30.301"	82° 26' 47.357"
21610	BGW-1	BG	Surficial	47.57	2	0.010	15	4.8	19.8	42.77	27.77	1137577.96	513559.24	27° 27' 45.265"	82° 26' 23.166"

Notes:
1. Well information was obtained from Atkins.
2. NGVD = National Geodetic Vertical Datum of 1929.
3. NAD 1983 = North American Datum of 1983.
4. WACS = State Water Assurance Compliance System.
5. BTOC = Below Top of Casing.
6. DE = Detection.
7. BG = Background.

SURFACE WATER MONITORING PROGRAM

The surface water monitoring sites include one downstream location (SW-1) and one upstream location (SW-2). The surface water sampling locations are shown on Figure 1-2. Electronic water level monitoring devices have been installed at the pump stations in the East Lake and the South Lake (see Figure 1-2), and are used to measure water levels at the surface water bodies near the landfill.

Surface water sampling locations are sampled semi-annually for the following parameters:

Field Parameters

- Surface water elevation
- Specific conductivity
- pH
- Dissolved oxygen
- Turbidity
- Temperature
- Colors and sheens (by observation)

Laboratory Parameters (Unfiltered)

- Un-ionized ammonia as nitrogen
- Total hardness (as $CaCO_3$)
- Biochemical oxygen demand (BOD_5)
- Iron
- Mercury
- Nitrate
- TDS
- Total organic carbon (TOC)
- Fecal coliform
- Total phosphorus as P
- Chlorophyll A
- Total nitrogen
- Chemical oxygen demand (COD)
- Total suspended solids (TSS)
- Those parameters listed in 40 CFR 258, Appendix I

4 GROUNDWATER QUALITY

Semi-annual reporting of the groundwater sampling results is performed in accordance with Rule 62-701, FAC. Appendix A includes the laboratory analytical reports and field forms for the second semi-annual 2019 monitoring event. Table 4-1 lists groundwater quality detections and exceedances. Exceedances are concentrations in excess of the Primary Drinking Water Standards (PDWS) or Secondary Drinking Water Standards (SDWS). In accordance with Chapter 62-701, FAC, groundwater results were compared to the PDWS and SDWS established in Chapter 62-550, FAC, and incorporated via reference in Chapter 62-520, FAC. Chapter 62-777, FAC, states that the Cleanup Target Levels (CTLs) are default cleanup criteria that apply to site rehabilitation, and they are not to be construed to create any new water quality standards pursuant to Chapters 62-302, 62-520, or 62-550, FAC (see Rules 62-777.150(7) and 62-777.170(1)(a) and (b), FAC). Furthermore, per Rule 62-701.510(6)(c)2, FAC, CTLs (only incorporated into Chapter 62-701, FAC via reference to Chapter 62-780, FAC in Rule 62-701.510(6)(c), FAC) are only applicable to solid waste facilities outside of the zone of discharge. Therefore, comparison of the water quality results to CTLs is not applicable and is not generally provided in this report.

METALS EXCEEDANCES

During the November 2019 sampling event, arsenic and iron concentrations exceeded the applicable groundwater standards in the monitoring wells discussed below. These exceedances are listed in Table 4-1.

Arsenic

Arsenic was detected above the PDWS of 10 micrograms per liter (μg/L) in background monitoring well BGW-1 (17.2 μg/L) and detection monitoring wells GW-10 (22.6 μg/L), GW-13 (16 μg/L), GW-18 (28.2 μg/L), GW-20 (14.7 μg/L), and GW-22 (14.4 μg/L) during the second semi-annual 2019 sampling event. The arsenic concentration at BGW-1 was a first time exceedance, and concentrations have historically been below the PDWS. Accordingly, confirmation monitoring was performed in accordance with Rule 62-701.510(6)(a), FAC to verify this anomalous result. The confirmation monitoring was performed on December 26, 2019. The resampling result was 7.1 U μg/L, which is below the PDWS. Therefore, the initial detection was not confirmed and is not considered to be valid.

Arsenic concentrations at GW-10, GW-13, GW-18, GW-20, and GW-22 were within historical concentration ranges. The arsenic does not appear to be from landfill liquids as the leachate indicator parameters (sodium and chloride) are stable and generally not increasing.

Iron

Iron was detected above the SDWS of 300 μg/L in 24 of the monitoring wells (BGW-1, GW-3 through GW-6, and GW-9 through GW-27R) sampled during the second semi-annual 2019 sampling event. Iron concentrations in monitoring wells GW-7 and GW-8 were below the SDWS. Iron concentrations in the other wells exceeded the SDWS. The iron concentrations in background monitoring well BGW-1 and detection monitoring wells GW-3 through GW-6 and GW-9 through GW-27R ranged from 467 μg/L to 24,500 μg/L during the November 2019 sampling event and were generally consistent with historical data.

Table 4-1. Summary of Groundwater Quality Analytical Results (Detected Parameters Only)
Lena Road Landfill, November 2019

Parameter	Standard	MCL	Units	BGW-1	BGW-1 (Resample)	GW-3	GW-4	GW-5	GW-6	GW-7	GW-8	GW-9	GW-10	GW-11	GW-12	GW-13	GW-14	GW-15	GW-16	GW-17	GW-18	GW-18 (Resample)	GW-19	GW-19 (Resample)	GW-20	GW-21	GW-22	GW-23	GW-24	GW-25	GW-25 (Resample)	GW-26	GW-27R
Metals																																	
Antimony	PDWS	6	ug/L	0.5 U	---	0.86 I	0.5 U	0.56 I	0.5 U	0.5 U	0.5 U	0.5 U	2.3	0.5 U	2	0.5 U	0.5 U	0.5 U	0.5 U	0.5 U	0.5 U	---	0.5 U	---	0.5 U	0.5 U	0.5 U	0.5 U	0.5 U	0.5 U	---	0.5 U	0.5 U
Arsenic	PDWS	10	ug/L	7.1 U	7.1 U	2.6	1.7	1.6	5.5	5.2	5.1	4	22.6	1.3	6.1	16	1.9	6.8	1.6	2.3	28.2	---	5	---	14.7	7.6	14.4	4	2.1	3.4	---	9.7	10.2
Barium	PDWS	2000	ug/L	16	---	13.6	11.8	12.1	20.2	9.2 I	12.5	11.9	13.7	10.8	35.3	28.4	31.7	66.4	18	7.5 I	33.6	---	13	---	18.8	15.7	19.1	23.4	16.2	36.2	---	19.4	13.8
Chromium	PDWS	100	ug/L	1.7 U	---	1.7 U	1.7 U	1.8 I	1.7 U	1.7 U	1.7 U	1.7 U	1.7 U	1.7 U	1.7 U	1.7 U	1.7 U	4.6 I	1.7 U	6.2	2.7 I	---	1.7 U	---	2.6 I	2.8 I	3.5 I	1.7 U	1.7 U	1.7 U	---	3 I	1.7 U
Cobalt	NS	NS	ug/L	0.96 U	---	0.96 U	0.96 U	0.96 U	0.96 U	0.96 U	0.96 U	0.96 U	0.96 U	0.96 U	1 I	0.96 U	0.96 U	0.96 U	0.96 U	0.96 U	0.96 I	---	0.96 U	---	0.96 U	0.96 U	0.96 U	0.96 U	0.96 U	0.96 U	---	0.96 U	0.96 U
Copper	SDWS	1000	ug/L	2.6 U	---	2.6 U	2.6 U	2.6 U	2.6 U	2.6 U	2.6 U	2.6 U	2.6 U	2.6 U	2.6 U	2.6 U	2.6 U	2.6 U	2.6 U	2.6 U	4.7 I	---	2.6 U	---	2.6 U	2.6 U	2.6 U	2.6 U	2.6 U	2.6 U	---	2.6 U	2.6 U
Iron	SDWS	300	ug/L	1210	---	752	842	838	1540	288	42.8	467	1960	632	2870	10100	1680	24500	522	4980	19300	---	1200	---	1810	1200	4730	3440	4000	2210	---	4230	4070
Sodium	PDWS	160	mg/L	35.5	---	5.9	3.3	7.5	3.6	22.1	18.4	7.9	2.7	27.9	4.2	12.4	14.6	53.3	62.5	2.6	22.4	---	35.5	---	10.9	6	5.3	8.3	9.3	14.1	---	11.7	5.7
Thallium	PDWS	2	ug/L	0.11 U	---	0.11 U	0.11 U	0.11 U	0.34 I	0.11 U	0.11 U	0.11 U	0.12 I	0.11 U	0.21 I	0.11 U	0.11 U	0.11 U	0.11 U	0.11 U	0.11 U	---	0.11 U	---	0.11 U	0.11 U	0.11 U	0.11 U	0.11 U	0.11 U	---	0.11 U	0.11 U
Vanadium	NS	NS	ug/L	3.5 I	---	12	9.6 I	15.6	7.2 I	2.6 I	1.8 I	6.7 I	36.2	1.6 I	15.1	4.8 I	1 U	29.6	7.1 I	23.4	12.6	---	2.8 I	---	5.7 I	4 I	8 I	4.5 I	5.3 I	3.8 I	---	4.1 I	6.1 I
General Chemistry																																	
Ammonia (N)	NS	NS	mg/L	0.87	---	0.088	0.13	0.21	1.5	0.57	1	0.99	1	0.11	0.54	4.5	0.78	1.1	0.99	0.83	1.3	---	0.71	---	0.99	0.4	3.3	0.32	0.87	0.34	---	1.6	1
Chloride	SDWS	250	mg/L	37.9	---	5	5.5	9.9	12.5 U	28.8	16.7	8.3	3.7 I	25.6	3.9 I	9.9	11.6	86.1	84.4	4.3 I	29.9	---	64.7	---	17.9	11.9	10.6	15.5	17.6	26.3	---	26.8	5.9
Nitrate (N)	PDWS	10	mg/L	0.025 U	---	0.51	0.025 U	0.093	0.04 I	0.025 U	0.025 U	0.025 U	0.035 I	0.025 U	0.025 U	0.025 U	0.025 U	0.026 I	0.025 U	0.025 U	0.34	---	0.025 U	---	0.036 I	0.23	0.025 U	0.025 U	0.025 U	0.025 U	---	0.025 U	0.039 I
Total Dissolved Solids (TDS)	SDWS	500	mg/L	339	---	377	197	327	667	400	376	277	329	323	379	626	513	607	406	164	433	433	581	644	411	183	213	360	360	445	445	318	299
Field Parameters																																	
Specific Conductance	NS	NS	umhos/cm	637	472	692	380.4	580	1115	710	623	551	614	585	717	1233	917	1004	722	183.9	710	725	850	1062	672	288.5	346	504	486	890	654	622	529
Dissolved Oxygen	NS	NS	mg/L	0.98	0.66	0.91	0.86	0.75	1.2	1.25	0.69	1.22	2.04	0.44	0.87	1.81	1.08	0.48	1.21	0.65	1.76	0.67	0.72	0.62	0.56	0.84	1.18	0.73	0.61	0.7	0.62	1.47	1.98
Dissolved Oxygen	MPIS	20	% Sat.	12.74	7.99	11.62	10.99	9.58	15.33	15.97	8.66	15.31	25.14	5.52	10.92	23.12	13.80	6.02	14.91	8.16	21.69	7.96	9.20	7.50	7.41	10.92	15.07	9.49	7.93	8.94	7.50	18.45	25.29
pH	SDWS	6.5-8.5	SU	6.48	5.99	6.45	6.63	6.53	6.58	6.7	6.99	6.71	6.79	6.52	6.44	6.47	6.79	6.3	7.19	6.24	6.09	6.56	6.08	6.51	6.19	6.21	5.52	5.96	5.86	6.46	6.62	6.2	6.28
Temperature, Water	NS	NS	Degrees C	29	24.9	27.8	27.8	28.4	28.4	28.3	26.6	27.1	26.1	27.1	27.4	27.7	27.7	27.2	26.2	26.9	26.3	24.3	28.3	25.4	29.7	29.1	28	28.6	28.7	27.7	25.2	27.3	28
Turbidity	NS	NS	NTU	2.76	0.91	6.75	3.45	4.54	2.6	2.34	2.51	1.58	5.35	1.15	1.8	1.79	5.31	4.24	5.73	8.1	6.45	8.7	3.89	2.8	7.5	6.71	3.87	7.18	7.2	2	4.5	3.13	4.67

Notes:
1. PDWS = Primary Drinking Water Standard (62-550 F.A.C.)
2. SDWS = Secondary Drinking Water Standard (62-550 F.A.C.)
3. MPIS = Monitoring Plan Implementation Schedule
4. NS = No numeric standard has been set for this analyte.
5. mg/L = milligrams per liter
6. ug/L = micrograms per liter
7. umhos/cm = micromhos per centimeter
8. % Sat. = percent saturation
9. SU = standard units
10. Degrees C = degrees Celsius
11. NTU = nephelometric turbidity units
12. Yellow shaded values indicate parameter concentrations exceeded the PDWS or SDWS.
13. U = Analyte concentration was below the laboratory detection limit (value shown).
14. I = Analyte concentration was between the laboratory detection limit and laboratory practical quantitation limit.
15. --- = Parameter not sampled for
16. MCL = Maximum Contaminant Level
17. An initial unverified arsenic concentration of 17.2 ug/L was detected in well BGW-1, but confirmation monitoring revealed a lower concentration, as shown in this table.
18. An initial unverified TDS concentration of 506 mg/L was detected in well GW-18, but confirmation monitoring revealed a lower concentration, as shown in this table.
19. An initial unverified TDS concentration of 538 mg/L was detected in well GW-25, but confirmation monitoring revealed a lower concentration, as shown in this table.

GENERAL CHEMISTRY AND FIELD PARAMETERS EXCEEDANCES

pH

The pH measurements were not within the SDWS range of 6.5-8.5 standard units (SU) in the groundwater samples collected from several of the monitoring wells during the second semi-annual 2019 sampling event. The pH measurements were below the range in background monitoring well BGW-1 and detection monitoring wells GW-3, GW-12, GW-13, GW-15, and GW-17 through GW-27R.

TDS

During the November 2019 sampling event, TDS concentrations exceeded the SDWS of 500 milligrams per liter (mg/L) in monitoring wells GW-6 (667 mg/L), GW-13 (626 mg/L), GW-14 (513 mg/L), GW-15 (607 mg/L), GW-18 (506 mg/L), GW-19 (581 mg/L), and GW-25 (538 mg/L). The exceedances at GW-6 and GW-13 through GW-15 are consistent with historical concentrations.

The TDS concentrations at GW-18, GW-19, and GW-25 were first time exceedances, and concentrations have historically been below the SDWS in these wells. Accordingly, confirmation monitoring was performed in accordance with Rule 62-701.510(6)(a), FAC to verify these anomalous results. The confirmation monitoring was performed on December 26, 2019. The resampling results were 433 mg/L (GW-18) and 445 mg/L (GW-25), which are below the SDWS. Therefore, the initial detections in GW-18 and GW-25 were not confirmed and are not considered to be valid. However, the confirmation monitoring results did confirm the TDS concentration in well GW-19. The first time TDS exceedance in GW-19 can be correlated to a lower groundwater elevation in the well as shown in the graph below. The TDS concentration in GW-19 will continue to be monitored in subsequent sampling events.

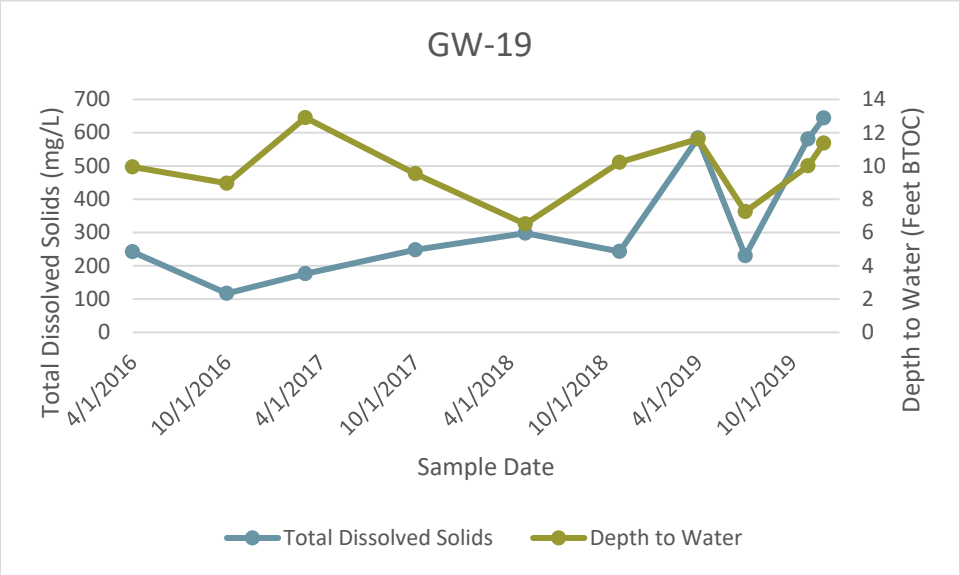

5 SURFACE WATER QUALITY

Exceedances in surface water quality concentrations of various parameters are defined as concentrations in excess of Chapter 62-701.510(5)(d)&(7)(b), FAC. Table 5-1 lists the detections at surface water locations SW-1 and SW-2.

Iron was detected above the maximum contaminant level (MCL) of 1,000 μg/L in SW-1 (2,280 μg/L) and SW-2 (8,400 μg/L) during the November 2019 sampling event. The iron concentrations detected during the November 2019 sampling event are consistent with historical data.

During the November 2019 sampling event, the surface water sample collected from SW-2 had a detection above the MCL of 50 μg/L for arsenic (59.2 μg/L). The arsenic concentration appears to be related to the sample's elevated turbidity of 7.8 nephelometric turbidity units. The field sampler noted a tannic appearance of the surface water.

The dissolved oxygen concentrations at SW-1 (4.10 mg/L) and SW-2 (4.65 mg/L) were lower than the Surface Water Criteria of greater than 5.0 mg/L. The dissolved oxygen concentrations at SW-1 and SW-2 are consistent with historical values. Other concentrations of sampled parameters did not exceed their respective Surface Water Criteria during the November 2019 sampling event.

Appendix A includes the laboratory analytical report and field forms for surface water sampling locations SW-1 and SW-2.

Table 5-1. Summary of Surface Water Quality Analytical Results
(Detected Parameters Only)
Lena Road Landfill, November 2019

Parameter	MCL	Units	SW-1	SW-2
Volatile Organic Compounds				
Chlorophyll a	NS	ug/L	2.2 U	6.3
Chlorophyll a- uncorrected	NS	ug/L	2.2 U	8.0
Chlorophyll c	NS	ug/L	2.2 U	3.5 I
Pheophytin	NS	mg/L	2.2 U	2.6 I
Metals				
Arsenic	50	ug/L	3.3	59.2
Barium	NS	ug/L	12.2	22.7
Calcium	NS	mg/L	39.4	34.2
Iron	1000	ug/L	2280	8400
Magnesium	NS	mg/L	12.7	10.7
Mercury	0.012	ug/L	0.00134	0.00279
Vanadium	NS	ug/L	1.9 I	2.3
General Chemistry				
Chemical Oxygen Demand	NS	mg/L	59.2	148
Carbon- Total Organic	NS	mg/L	20.7	16.2
Hardness- Calculated	NS	mg/L	151	129
Nitrate (N)	NS	mg/L	0.26	0.025 U
Nitrate-Nitrite (N)	NS	mg/L	0.26	0.033 U
Nitrogen- Total	NS	mg/L	1.2	2.1
Nitrogen- Total Kjeldahl	NS	mg/L	0.91	2.1
Phosphorus- Total	NS	mg/L	0.32	0.78
Fecal Coliforms	NS	CFU/100 mL	62.0	23.0
Residues- Filterable (TDS)	NS	mg/L	301	335
Residues- Nonfilterable (TSS)	NS	mg/L	3.2	55.0
Field Parameters				
Specific Conductance	1275	umhos/cm	657	529
Dissolved Oxygen	>5.0	mg/L	4.10	4.65
pH	6.5-8.5	SU	6.91	6.67
Temperature, Water	NS	Degrees C	23.2	21.4
Turbidity	<29	NTU	23.5	7.8

Notes:
1. MCL = Maximum Contaminant Level.
2. Parameter MCL is a Surface Water Criterion (Chapter 62-302 F.A.C.).
3. NS = No numeric standard has been set for this analyte.
4. Turbidity MCL is 29 NTUs over background levels.
5. Yellow shaded values indicate parameter concentrations exceeded the MCL.
6. mg/L = milligrams per liter.
7. ug/L = micrograms per liter.
8. umhos/cm = micromhos/centimeter.
9. NTU = nephelometric turbidity units.
10. U = Analyte concentration was below the laboratory detection limit (value shown).
11. I = Analyte concentration was between the laboratory detection limit and laboratory practical quantitation limit.
12. SU = standard units.
13. Degrees C = degrees Celsius.
14. CFU = colony forming unit.
15. TDS = Total Dissolved Solids.
16. TSS = Total Suspended Solids.

6 SUMMARY

The groundwater flow assessment showed that the groundwater in the surficial aquifer flows primarily to the north-northwest. The groundwater flow direction is consistent with historical data.

The analytical results from the November 2019 sampling event showed the following exceedances:

- Arsenic was detected above the PDWS of 10 μg/L in background monitoring well BGW-1 and detection monitoring wells GW-10, GW-13, GW-18, GW-20, and GW-22 during the second semi-annual 2019 sampling event. The arsenic concentration at BGW-1 was a first time exceedance. Confirmation monitoring was performed on December 26, 2019, and the resampling results did not confirm the first time arsenic exceedance at BGW-1. Arsenic concentrations at GW-10, GW-13, GW-18, GW-20, and GW-22 were consistent with historical results. The arsenic does not appear to be from landfill liquids as the leachate indicator parameters (sodium and chloride) are stable and generally not increasing.

- Iron was detected above the SDWS of 300 μg/L in 24 of the monitoring wells sampled during the second semi-annual 2019 sampling event. Iron concentrations in monitoring wells GW-7 and GW-8 were below the SDWS. Iron concentrations in the other wells exceeded the SDWS. The iron concentrations at BGW-1, GW-3 through GW-6, and GW-9 through GW-27R during the November 2019 sampling event were generally consistent with historical data.

- The pH measurements were not within the SDWS range of 6.5-8.5 SU in the groundwater samples collected from several of the monitoring wells during the second semi-annual 2019 sampling event. The pH measurements were below the range in monitoring wells BGW-1, GW-3, GW-12, GW-13, GW-15, and GW-17 through GW-27R.

- During the November 2019 sampling event, TDS concentrations exceeded the SDWS of 500 mg/L in monitoring wells GW-6, GW-13, GW-14, GW-15, GW-18, GW-19, and GW-25. The exceedances at GW-6 and GW-13 through GW-15 are consistent with historical concentrations. The TDS concentrations at GW-18, GW-19, and GW-25 were first time exceedances. Confirmation monitoring was performed on December 26, 2019, and the resampling results did not confirm the first time TDS exceedances at GW-18 and GW-25. However, the confirmation monitoring results did confirm the TDS concentration in well GW-19. The first time TDS exceedance in GW-19 can be correlated to a lower groundwater elevation.

- Iron was detected above the MCL of 1,000 μg/L in both surface water samples during the November 2019 sampling event.

- The surface water sample collected from SW-2 had a detection above the MCL for arsenic. The arsenic concentration appears to be related to an elevated turbidity during sampling.

- The dissolved oxygen concentrations at SW-1 and SW-2 were lower than the Surface Water Criteria of greater than 5.0 mg/L during the November 2019 sampling event. These detections were consistent with historical data.

Appendix A

Groundwater and Surface Water Laboratory Analytical Reports and Field Forms

Pace Analytical Services, LLC
8 East Tower Circle
Ormond Beach, FL 32174
(386)672-5668

February 07, 2020

Anthony Detweiler
Manatee County Solid Waste
3333 Lena Road
Bradenton, FL 34211

RE: Project: Lena Road Landfill
Pace Project No.: 35511217

Dear Anthony Detweiler:
Enclosed are the analytical results for sample(s) received by the laboratory between November 05, 2019 and November 11, 2019. The results relate only to the samples included in this report. Results reported herein conform to the most current, applicable TNI/NELAC standards and the laboratory's Quality Assurance Manual, where applicable, unless otherwise noted in the body of the report.

The report was revised to include field logs that were missing from the previous report. This replaces the report issued on 2/6/20.

If you have any questions concerning this report, please feel free to contact me.

Sincerely,

Cameron Meynardie
cameron.meynardie@pacelabs.com
813-855-1844
Project Manager

Enclosures

cc: Bob Bennett, Manatee County
Jim Bokish, Manatee County Landfill
Whitney Rodriguez, SCS Engineers
Bryan White, Manatee County Solid Waste

REPORT OF LABORATORY ANALYSIS

This report shall not be reproduced, except in full,
without the written consent of Pace Analytical Services, LLC.

Pace Analytical Services, LLC
8 East Tower Circle
Ormond Beach, FL 32174
(386)672-5668

CERTIFICATIONS

Project: Lena Road Landfill
Pace Project No.: 35511217

Pace Analytical Services Ormond Beach
8 East Tower Circle, Ormond Beach, FL 32174

Alaska DEC- CS/UST/LUST
Alabama Certification #: 41320
Arizona Certification# AZ0819
Colorado Certification: FL NELAC Reciprocity
Connecticut Certification #: PH-0216
Delaware Certification: FL NELAC Reciprocity
Florida Certification #: E83079
Georgia Certification #: 955
Guam Certification: FL NELAC Reciprocity
Hawaii Certification: FL NELAC Reciprocity
Illinois Certification #: 200068
Indiana Certification: FL NELAC Reciprocity
Kansas Certification #: E-10383
Kentucky Certification #: 90050
Louisiana Certification #: FL NELAC Reciprocity
Louisiana Environmental Certificate #: 05007
Maryland Certification: #346
Michigan Certification #: 9911
Mississippi Certification: FL NELAC Reciprocity
Missouri Certification #: 236
Montana Certification #: Cert 0074
Nebraska Certification: NE-OS-28-14
New Hampshire Certification #: 2958
New Jersey Certification #: FL022
New York Certification #: 11608
North Carolina Environmental Certificate #: 667
North Carolina Certification #: 12710
North Dakota Certification #: R-216
Oklahoma Certification #: D9947
Pennsylvania Certification #: 68-00547
Puerto Rico Certification #: FL01264
South Carolina Certification: #96042001
Tennessee Certification #: TN02974
Texas Certification: FL NELAC Reciprocity
US Virgin Islands Certification: FL NELAC Reciprocity
Virginia Environmental Certification #: 460165
West Virginia Certification #: 9962C
Wisconsin Certification #: 399079670
Wyoming (EPA Region 8): FL NELAC Reciprocity

Pace Analytical Services Tampa
110 South Bayview Blvd., Tampa, FL 34677

Florida Certification #:E84129

This report shall not be reproduced, except in full,
without the written consent of Pace Analytical Services, LLC.

Pace Analytical Services, LLC
8 East Tower Circle
Ormond Beach, FL 32174
(386)672-5668

SAMPLE SUMMARY

Project: Lena Road Landfill
Pace Project No.: 35511217

Lab ID	Sample ID	Matrix	Date Collected	Date Received
35511217001	**SW-1**	Water	11/11/19 14:30	11/11/19 17:20
35511217002	**SW-2**	Water	11/11/19 13:25	11/11/19 17:20
35511217003	**SW-1 Dup**	Water	11/11/19 14:30	11/11/19 17:20
35511217004	**Field Blank**	Water	11/11/19 14:15	11/11/19 17:20
35511217005	**Trip Blank 111119**	Water	11/11/19 00:01	11/11/19 17:20
35511217006	**SW-1 Field Blank**	Water	11/11/19 14:30	11/11/19 17:20
35511217007	**SW-2 Field Blank**	Water	11/11/19 13:25	11/11/19 17:20
35511217008	**SW-1 Dup Field Blank**	Water	11/11/19 14:30	11/11/19 17:20
35511217009	**Field Blank Field Blank**	Water	11/11/19 14:15	11/11/19 17:20
35510571001	**GW-16**	Water	11/07/19 07:53	11/07/19 17:00
35510571002	**GW-17**	Water	11/07/19 08:59	11/07/19 17:00
35510571003	**GW-18**	Water	11/07/19 09:32	11/07/19 17:00
35510571004	**GW-19**	Water	11/07/19 10:28	11/07/19 17:00
35510571005	**GW-20**	Water	11/07/19 11:20	11/07/19 17:00
35510571006	**GW-21**	Water	11/07/19 12:05	11/07/19 17:00
35510571007	**GW-22**	Water	11/07/19 12:57	11/07/19 17:00
35510571008	**GW-23**	Water	11/07/19 13:45	11/07/19 17:00
35510571009	**GW-24**	Water	11/07/19 14:37	11/07/19 17:00
35510571010	**EQ Blank**	Water	11/07/19 07:10	11/07/19 17:00
35510571011	**Trip Blank 110719**	Water	11/07/19 00:01	11/07/19 17:00
35510571013	**GW-24 DUP**	Water	11/07/19 14:37	11/07/19 17:00
35510079001	**GW-8**	Water	11/06/19 08:18	11/06/19 16:54
35510079002	**GW-9**	Water	11/06/19 09:06	11/06/19 16:54
35510079003	**GW-10**	Water	11/06/19 10:12	11/06/19 16:54
35510079004	**GW-11**	Water	11/06/19 11:01	11/06/19 16:54
35510079005	**GW-12**	Water	11/06/19 11:49	11/06/19 16:54
35510079006	**GW-13**	Water	11/06/19 12:27	11/06/19 16:54
35510079007	**GW-14**	Water	11/06/19 13:21	11/06/19 16:54
35510079008	**BGW-1**	Water	11/06/19 14:07	11/06/19 16:54
35510079009	**GW-15**	Water	11/06/19 14:46	11/06/19 16:54
35510079010	**GW-15 DUP**	Water	11/06/19 14:46	11/06/19 16:54
35510079011	**Trip Blank 110619**	Water	11/06/19 00:01	11/06/19 16:54
35509684001	**GW-25**	Water	11/05/19 08:19	11/05/19 17:02
35509684002	**GW-26**	Water	11/05/19 09:10	11/05/19 17:02
35509684003	**GW-27**	Water	11/05/19 10:15	11/05/19 17:02
35509684004	**GW-3**	Water	11/05/19 11:27	11/05/19 17:02
35509684005	**GW-4**	Water	11/05/19 12:37	11/05/19 17:02

This report shall not be reproduced, except in full,
without the written consent of Pace Analytical Services, LLC.

Pace Analytical Services, LLC
8 East Tower Circle
Ormond Beach, FL 32174
(386)672-5668

SAMPLE SUMMARY

Project: Lena Road Landfill
Pace Project No.: 35511217

Lab ID	Sample ID	Matrix	Date Collected	Date Received
35509684006	**GW-5**	Water	11/05/19 13:23	11/05/19 17:02
35509684007	**GW-6**	Water	11/05/19 14:07	11/05/19 17:02
35509684008	**GW-7**	Water	11/05/19 15:09	11/05/19 17:02
35509684009	**GW-7 DUP**	Water	11/05/19 15:09	11/05/19 17:02
35509684010	**Trip Blank 110519**	Water	11/05/19 00:01	11/05/19 17:02

This report shall not be reproduced, except in full,
without the written consent of Pace Analytical Services, LLC.

Pace Analytical Services, LLC
8 East Tower Circle
Ormond Beach, FL 32174
(386)672-5668

SAMPLE ANALYTE COUNT

Project: Lena Road Landfill
Pace Project No.: 35511217

Lab ID	Sample ID	Method	Analysts	Analytes Reported	Laboratory
35511217001	**SW-1**	EPA 8011	TSW	2	PASI-O
		EPA 6010	CS2	14	PASI-O
		EPA 6020	AMS	6	PASI-O
		EPA 8260	SK1	48	PASI-O
		SM 2540C	LF	1	PASI-Tp
		SM 2540D	LF	1	PASI-Tp
		SM 9222D	HG1	1	PASI-Tp
		EPA 1631E	NMT	1	PASI-Tp
		SM 5210B	AGS	1	PASI-O
		SM10200	SA1	5	PASI-O
		TKN+NOx Calculation	AGS	1	PASI-O
		EPA 350.1	MAJ	1	PASI-O
		EPA 351.2	JMD	1	PASI-O
		EPA 353.2	CLL	2	PASI-O
		EPA 365.4	JMD	1	PASI-O
		EPA 410.4	SA1	1	PASI-O
		SM 5310B	SA1	1	PASI-O
		FLDEP SOP 10/03/83	MAJ	2	PASI-O
35511217002	**SW-2**	EPA 8011	TSW	2	PASI-O
		EPA 6010	CS2	14	PASI-O
		EPA 6020	AMS	6	PASI-O
		EPA 8260	SK1	48	PASI-O
		SM 2540C	LF	1	PASI-Tp
		SM 2540D	LF	1	PASI-Tp
		SM 9222D	HG1	1	PASI-Tp
		EPA 1631E	NMT	1	PASI-Tp
		SM 5210B	AGS	1	PASI-O
		SM10200	SA1	5	PASI-O
		TKN+NOx Calculation	JMD	1	PASI-O
		EPA 350.1	MAJ	1	PASI-O
		EPA 351.2	JMD	1	PASI-O
		EPA 353.2	CLL	2	PASI-O
		EPA 365.4	JMD	1	PASI-O
		EPA 410.4	SA1	1	PASI-O
		SM 5310B	SA1	1	PASI-O
		FLDEP SOP 10/03/83	MAJ	2	PASI-O
35511217003	**SW-1 Dup**	EPA 8011	TSW	2	PASI-O

This report shall not be reproduced, except in full,
without the written consent of Pace Analytical Services, LLC.

Pace Analytical Services, LLC
8 East Tower Circle
Ormond Beach, FL 32174
(386)672-5668

SAMPLE ANALYTE COUNT

Project: Lena Road Landfill
Pace Project No.: 35511217

Lab ID	Sample ID	Method	Analysts	Analytes Reported	Laboratory
		EPA 6010	CS2	14	PASI-O
		EPA 6020	AMS	6	PASI-O
		EPA 8260	SK1	48	PASI-O
		SM 2540C	LF	1	PASI-Tp
		SM 2540D	LF	1	PASI-Tp
		SM 9222D	HG1	1	PASI-Tp
		EPA 1631E	NMT	1	PASI-Tp
		SM 5210B	AGS	1	PASI-O
		SM10200	SA1	5	PASI-O
		TKN+NOx Calculation	JMD	1	PASI-O
		EPA 350.1	MAJ	1	PASI-O
		EPA 351.2	JMD	1	PASI-O
		EPA 353.2	CLL	2	PASI-O
		EPA 365.4	JMD	1	PASI-O
		EPA 410.4	SA1	1	PASI-O
		SM 5310B	SA1	1	PASI-O
		FLDEP SOP 10/03/83	MAJ	2	PASI-O
35511217004	**Field Blank**	EPA 8011	TSW	2	PASI-O
		EPA 6010	CS2	14	PASI-O
		EPA 6020	AMS	6	PASI-O
		EPA 8260	SK1	48	PASI-O
		SM 2540C	LF	1	PASI-Tp
		SM 2540D	LF	1	PASI-Tp
		SM 9222D	HG1	1	PASI-Tp
		EPA 1631E	NMT	1	PASI-Tp
		SM 5210B	AGS	1	PASI-O
		SM10200	SA1	5	PASI-O
		TKN+NOx Calculation	JMD	1	PASI-O
		EPA 350.1	MAJ	1	PASI-O
		EPA 351.2	JMD	1	PASI-O
		EPA 353.2	CLL	2	PASI-O
		EPA 365.4	JMD	1	PASI-O
		EPA 410.4	SA1	1	PASI-O
		SM 5310B	SA1	1	PASI-O
		FLDEP SOP 10/03/83	MAJ	2	PASI-O
35511217005	**Trip Blank 111119**	EPA 8011	TSW	2	PASI-O
35511217006	**SW-1 Field Blank**	EPA 1631E	NMT	1	PASI-Tp

This report shall not be reproduced, except in full,
without the written consent of Pace Analytical Services, LLC.

Pace Analytical Services, LLC
8 East Tower Circle
Ormond Beach, FL 32174
(386)672-5668

SAMPLE ANALYTE COUNT

Project: Lena Road Landfill
Pace Project No.: 35511217

Lab ID	Sample ID	Method	Analysts	Analytes Reported	Laboratory
35511217007	**SW-2 Field Blank**	EPA 1631E	NMT	1	PASI-Tp
35511217008	**SW-1 Dup Field Blank**	EPA 1631E	NMT	1	PASI-Tp
35511217009	**Field Blank Field Blank**	EPA 1631E	NMT	1	PASI-Tp
35510571001	**GW-16**	EPA 8011	MMB	2	PASI-O
		EPA 6010	ATC	13	PASI-O
		EPA 6020	FDV	5	PASI-O
		EPA 7470	NMP	1	PASI-O
		EPA 8260	VAA	48	PASI-O
		SM 2540C	NL1	1	PASI-O
		EPA 300.0	JDM	1	PASI-O
		EPA 350.1	MAJ	1	PASI-O
		EPA 353.2	CLL	1	PASI-O
35510571002	**GW-17**	EPA 8011	MMB	2	PASI-O
		EPA 6010	ATC	13	PASI-O
		EPA 6020	FDV	5	PASI-O
		EPA 7470	NMP	1	PASI-O
		EPA 8260	VAA	48	PASI-O
		SM 2540C	NL1	1	PASI-O
		EPA 300.0	JDM	1	PASI-O
		EPA 350.1	MAJ	1	PASI-O
		EPA 353.2	CLL	1	PASI-O
35510571003	**GW-18**	EPA 8011	MMB	2	PASI-O
		EPA 6010	ATC	13	PASI-O
		EPA 6020	FDV	5	PASI-O
		EPA 7470	NMP	1	PASI-O
		EPA 8260	VAA	48	PASI-O
		SM 2540C	NL1	1	PASI-O
		EPA 300.0	JDM	1	PASI-O
		EPA 350.1	MAJ	1	PASI-O
		EPA 353.2	CLL	1	PASI-O
35510571004	**GW-19**	EPA 8011	MMB	2	PASI-O
		EPA 6010	ATC	13	PASI-O
		EPA 6020	FDV	5	PASI-O
		EPA 7470	NMP	1	PASI-O
		EPA 8260	VAA	48	PASI-O
		SM 2540C	NL1	1	PASI-O
		EPA 300.0	JDM	1	PASI-O

This report shall not be reproduced, except in full,
without the written consent of Pace Analytical Services, LLC.

Pace Analytical Services, LLC
8 East Tower Circle
Ormond Beach, FL 32174
(386)672-5668

SAMPLE ANALYTE COUNT

Project: Lena Road Landfill
Pace Project No.: 35511217

Lab ID	Sample ID	Method	Analysts	Analytes Reported	Laboratory
		EPA 350.1	MAJ	1	PASI-O
		EPA 353.2	CLL	1	PASI-O
35510571005	**GW-20**	EPA 8011	MMB	2	PASI-O
		EPA 6010	ATC	13	PASI-O
		EPA 6020	FDV	5	PASI-O
		EPA 7470	NMP	1	PASI-O
		EPA 8260	VAA	48	PASI-O
		SM 2540C	NL1	1	PASI-O
		EPA 300.0	JDM	1	PASI-O
		EPA 350.1	MAJ	1	PASI-O
		EPA 353.2	CLL	1	PASI-O
35510571006	**GW-21**	EPA 8011	MMB	2	PASI-O
		EPA 6010	ATC	13	PASI-O
		EPA 6020	FDV	5	PASI-O
		EPA 7470	NMP	1	PASI-O
		EPA 8260	VAA	48	PASI-O
		SM 2540C	MRS	1	PASI-O
		EPA 300.0	JDM	1	PASI-O
		EPA 350.1	MAJ	1	PASI-O
		EPA 353.2	MH1	1	PASI-O
35510571007	**GW-22**	EPA 8011	MMB	2	PASI-O
		EPA 6010	ATC	13	PASI-O
		EPA 6020	FDV	5	PASI-O
		EPA 7470	NMP	1	PASI-O
		EPA 8260	VAA	48	PASI-O
		SM 2540C	MRS	1	PASI-O
		EPA 300.0	JDM	1	PASI-O
		EPA 350.1	MAJ	1	PASI-O
		EPA 353.2	MH1	1	PASI-O
35510571008	**GW-23**	EPA 8011	MMB	2	PASI-O
		EPA 6010	ATC	13	PASI-O
		EPA 6020	FDV	5	PASI-O
		EPA 7470	NMP	1	PASI-O
		EPA 8260	VAA	48	PASI-O
		SM 2540C	MRS	1	PASI-O
		EPA 300.0	JDM	1	PASI-O
		EPA 350.1	MAJ	1	PASI-O

This report shall not be reproduced, except in full,
without the written consent of Pace Analytical Services, LLC.

Pace Analytical Services, LLC
8 East Tower Circle
Ormond Beach, FL 32174
(386)672-5668

SAMPLE ANALYTE COUNT

Project: Lena Road Landfill
Pace Project No.: 35511217

Lab ID	Sample ID	Method	Analysts	Analytes Reported	Laboratory
		EPA 353.2	MH1	1	PASI-O
35510571009	**GW-24**	EPA 8011	MMB	2	PASI-O
		EPA 6010	ATC	13	PASI-O
		EPA 6020	FDV	5	PASI-O
		EPA 7470	NMP	1	PASI-O
		EPA 8260	VAA	48	PASI-O
		SM 2540C	MRS	1	PASI-O
		EPA 300.0	JDM	1	PASI-O
		EPA 350.1	MAJ	1	PASI-O
		EPA 353.2	MH1	1	PASI-O
35510571010	**EQ Blank**	EPA 8011	MMB	2	PASI-O
		EPA 6010	ATC	13	PASI-O
		EPA 6020	FDV	5	PASI-O
		EPA 7470	NMP	1	PASI-O
		EPA 8260	VAA	48	PASI-O
		SM 2540C	MRS	1	PASI-O
		EPA 300.0	JDW	1	PASI-O
		EPA 350.1	MAJ	1	PASI-O
		EPA 353.2	CLL	1	PASI-O
35510571011	**Trip Blank 110719**	EPA 8011	TSW	2	PASI-O
35510571013	**GW-24 DUP**	EPA 8011	TSW	2	PASI-O
		EPA 6010	ATC	13	PASI-O
		EPA 6020	FDV	5	PASI-O
		EPA 7470	NMP	1	PASI-O
		EPA 8260	VAA	48	PASI-O
		SM 2540C	MRS	1	PASI-O
		EPA 300.0	JDM	1	PASI-O
		EPA 350.1	MAJ	1	PASI-O
		EPA 353.2	MH1	1	PASI-O
35510079001	**GW-8**	EPA 8011	MMB	2	PASI-O
		EPA 6010	CS2	13	PASI-O
		EPA 6020	FDV	5	PASI-O
		EPA 7470	NMP	1	PASI-O
		EPA 8260	SK1	48	PASI-O
		SM 2540C	MRS	1	PASI-O
		EPA 300.0	JDM	1	PASI-O
		EPA 350.1	MAJ	1	PASI-O

This report shall not be reproduced, except in full,
without the written consent of Pace Analytical Services, LLC.

Pace Analytical Services, LLC
8 East Tower Circle
Ormond Beach, FL 32174
(386)672-5668

SAMPLE ANALYTE COUNT

Project: Lena Road Landfill
Pace Project No.: 35511217

Lab ID	Sample ID	Method	Analysts	Analytes Reported	Laboratory
		EPA 353.2	CLL	1	PASI-O
35510079002	**GW-9**	EPA 8011	MMB	2	PASI-O
		EPA 6010	CS2	13	PASI-O
		EPA 6020	FDV	5	PASI-O
		EPA 7470	NMP	1	PASI-O
		EPA 8260	SK1	48	PASI-O
		SM 2540C	MRS	1	PASI-O
		EPA 300.0	JDM	1	PASI-O
		EPA 350.1	MAJ	1	PASI-O
		EPA 353.2	CLL	1	PASI-O
35510079003	**GW-10**	EPA 8011	MMB	2	PASI-O
		EPA 6010	CS2	13	PASI-O
		EPA 6020	FDV	5	PASI-O
		EPA 7470	NMP	1	PASI-O
		EPA 8260	SK1	48	PASI-O
		SM 2540C	MRS	1	PASI-O
		EPA 300.0	JDM	1	PASI-O
		EPA 350.1	MAJ	1	PASI-O
		EPA 353.2	CLL	1	PASI-O
35510079004	**GW-11**	EPA 8011	MMB	2	PASI-O
		EPA 6010	CS2	13	PASI-O
		EPA 6020	FDV	5	PASI-O
		EPA 7470	NMP	1	PASI-O
		EPA 8260	SK1	48	PASI-O
		SM 2540C	MRS	1	PASI-O
		EPA 300.0	JDM	1	PASI-O
		EPA 350.1	MAJ	1	PASI-O
		EPA 353.2	CLL	1	PASI-O
35510079005	**GW-12**	EPA 8011	MMB	2	PASI-O
		EPA 6010	LEC	13	PASI-O
		EPA 6020	FDV	5	PASI-O
		EPA 7470	NMP	1	PASI-O
		EPA 8260	VAA	48	PASI-O
		SM 2540C	MRS	1	PASI-O
		EPA 300.0	JDM	1	PASI-O
		EPA 350.1	MAJ	1	PASI-O
		EPA 353.2	CLL	1	PASI-O

This report shall not be reproduced, except in full,
without the written consent of Pace Analytical Services, LLC.

Pace Analytical Services, LLC
8 East Tower Circle
Ormond Beach, FL 32174
(386)672-5668

SAMPLE ANALYTE COUNT

Project: Lena Road Landfill
Pace Project No.: 35511217

Lab ID	Sample ID	Method	Analysts	Analytes Reported	Laboratory
35510079006	**GW-13**	EPA 8011	MMB	2	PASI-O
		EPA 6010	LEC	13	PASI-O
		EPA 6020	FDV	5	PASI-O
		EPA 7470	NMP	1	PASI-O
		EPA 8260	VAA	48	PASI-O
		SM 2540C	MRS	1	PASI-O
		EPA 300.0	JDM	1	PASI-O
		EPA 350.1	MAJ	1	PASI-O
		EPA 353.2	CLL	1	PASI-O
35510079007	**GW-14**	EPA 8011	MMB	2	PASI-O
		EPA 6010	LEC	13	PASI-O
		EPA 6020	FDV	5	PASI-O
		EPA 7470	NMP	1	PASI-O
		EPA 8260	VAA	48	PASI-O
		SM 2540C	MRS	1	PASI-O
		EPA 300.0	JDM	1	PASI-O
		EPA 350.1	MAJ	1	PASI-O
		EPA 353.2	CLL	1	PASI-O
35510079008	**BGW-1**	EPA 8011	MMB	2	PASI-O
		EPA 6010	LEC	13	PASI-O
		EPA 6020	FDV	5	PASI-O
		EPA 7470	NMP	1	PASI-O
		EPA 8260	VAA	48	PASI-O
		SM 2540C	MRS	1	PASI-O
		EPA 300.0	JDM	1	PASI-O
		EPA 350.1	MAJ	1	PASI-O
		EPA 353.2	CLL	1	PASI-O
35510079009	**GW-15**	EPA 8011	MMB	2	PASI-O
		EPA 6010	LEC	13	PASI-O
		EPA 6020	FDV	5	PASI-O
		EPA 7470	NMP	1	PASI-O
		EPA 8260	VAA	48	PASI-O
		SM 2540C	MRS	1	PASI-O
		EPA 300.0	JDM	1	PASI-O
		EPA 350.1	MAJ	1	PASI-O
		EPA 353.2	CLL	1	PASI-O
35510079010	**GW-15 DUP**	EPA 8011	MMB	2	PASI-O

This report shall not be reproduced, except in full,
without the written consent of Pace Analytical Services, LLC.

Pace Analytical Services, LLC
8 East Tower Circle
Ormond Beach, FL 32174
(386)672-5668

SAMPLE ANALYTE COUNT

Project: Lena Road Landfill
Pace Project No.: 35511217

Lab ID	Sample ID	Method	Analysts	Analytes Reported	Laboratory
		EPA 6010	LEC	13	PASI-O
		EPA 6020	FDV	5	PASI-O
		EPA 7470	NMP	1	PASI-O
		EPA 8260	VAA	48	PASI-O
		SM 2540C	MRS	1	PASI-O
		EPA 300.0	JDW	1	PASI-O
		EPA 350.1	MAJ	1	PASI-O
		EPA 353.2	CLL	1	PASI-O
35510079011	**Trip Blank 110619**	EPA 8011	MMB	2	PASI-O
35509684001	**GW-25**	EPA 8011	TSW	2	PASI-O
		EPA 6010	ATC	13	PASI-O
		EPA 6020	SLG	5	PASI-O
		EPA 7470	NMP	1	PASI-O
		EPA 8260	SK1	48	PASI-O
		SM 2540C	LF	1	PASI-Tp
		EPA 300.0	JDM	1	PASI-O
		EPA 350.1	MAJ	1	PASI-O
		EPA 353.2	CLL	1	PASI-O
35509684002	**GW-26**	EPA 8011	TSW	2	PASI-O
		EPA 6010	ATC	13	PASI-O
		EPA 6020	SLG	5	PASI-O
		EPA 7470	NMP	1	PASI-O
		EPA 8260	SK1	48	PASI-O
		SM 2540C	LF	1	PASI-Tp
		EPA 300.0	JDM	1	PASI-O
		EPA 350.1	MAJ	1	PASI-O
		EPA 353.2	CLL	1	PASI-O
35509684003	**GW-27**	EPA 8011	TSW	2	PASI-O
		EPA 6010	ATC	13	PASI-O
		EPA 6020	SLG	5	PASI-O
		EPA 7470	NMP	1	PASI-O
		EPA 8260	SK1	48	PASI-O
		SM 2540C	LF	1	PASI-Tp
		EPA 300.0	JDM	1	PASI-O
		EPA 350.1	MAJ	1	PASI-O
		EPA 353.2	CLL	1	PASI-O
35509684004	**GW-3**	EPA 8011	TSW	2	PASI-O

This report shall not be reproduced, except in full,
without the written consent of Pace Analytical Services, LLC.

Pace Analytical Services, LLC
8 East Tower Circle
Ormond Beach, FL 32174
(386)672-5668

SAMPLE ANALYTE COUNT

Project: Lena Road Landfill
Pace Project No.: 35511217

Lab ID	Sample ID	Method	Analysts	Analytes Reported	Laboratory
		EPA 6010	ATC	13	PASI-O
		EPA 6020	FDV	5	PASI-O
		EPA 7470	NMP	1	PASI-O
		EPA 8260	SK1	48	PASI-O
		SM 2540C	LF	1	PASI-Tp
		EPA 300.0	JDM	1	PASI-O
		EPA 350.1	MAJ	1	PASI-O
		EPA 353.2	CLL	1	PASI-O
35509684005	**GW-4**	EPA 8011	TSW	2	PASI-O
		EPA 6010	ATC	13	PASI-O
		EPA 6020	SLG	5	PASI-O
		EPA 7470	NMP	1	PASI-O
		EPA 8260	SK1	48	PASI-O
		SM 2540C	LF	1	PASI-Tp
		EPA 300.0	JDM	1	PASI-O
		EPA 350.1	MAJ	1	PASI-O
		EPA 353.2	CLL	1	PASI-O
35509684006	**GW-5**	EPA 8011	TSW	2	PASI-O
		EPA 6010	ATC	13	PASI-O
		EPA 6020	SLG	5	PASI-O
		EPA 7470	NMP	1	PASI-O
		EPA 8260	SK1	48	PASI-O
		SM 2540C	LF	1	PASI-Tp
		EPA 300.0	JDM	1	PASI-O
		EPA 350.1	MAJ	1	PASI-O
		EPA 353.2	CLL	1	PASI-O
35509684007	**GW-6**	EPA 8011	TSW	2	PASI-O
		EPA 6010	ATC	13	PASI-O
		EPA 6020	SLG	5	PASI-O
		EPA 7470	NMP	1	PASI-O
		EPA 8260	SK1	48	PASI-O
		SM 2540C	LF	1	PASI-Tp
		EPA 300.0	JDM	1	PASI-O
		EPA 350.1	MAJ	1	PASI-O
		EPA 353.2	CLL	1	PASI-O
35509684008	**GW-7**	EPA 8011	TSW	2	PASI-O
		EPA 6010	ATC	13	PASI-O

This report shall not be reproduced, except in full,
without the written consent of Pace Analytical Services, LLC.

Pace Analytical Services, LLC
8 East Tower Circle
Ormond Beach, FL 32174
(386)672-5668

SAMPLE ANALYTE COUNT

Project: Lena Road Landfill
Pace Project No.: 35511217

Lab ID	Sample ID	Method	Analysts	Analytes Reported	Laboratory
		EPA 6020	SLG	5	PASI-O
		EPA 7470	NMP	1	PASI-O
		EPA 8260	SK1	48	PASI-O
		SM 2540C	LF	1	PASI-Tp
		EPA 300.0	JDM	1	PASI-O
		EPA 350.1	MAJ	1	PASI-O
		EPA 353.2	CLL	1	PASI-O
35509684009	**GW-7 DUP**	EPA 8011	TSW	2	PASI-O
		EPA 6010	ATC	13	PASI-O
		EPA 6020	SLG	5	PASI-O
		EPA 7470	NMP	1	PASI-O
		EPA 8260	SK1	48	PASI-O
		SM 2540C	LF	1	PASI-Tp
		EPA 300.0	JDM	1	PASI-O
		EPA 350.1	MAJ	1	PASI-O
		EPA 353.2	CLL	1	PASI-O
35509684010	**Trip Blank 110519**	EPA 8011	TSW	2	PASI-O

This report shall not be reproduced, except in full,
without the written consent of Pace Analytical Services, LLC.

Pace Analytical Services, LLC
8 East Tower Circle
Ormond Beach, FL 32174
(386)672-5668

ANALYTICAL RESULTS

Project: Lena Road Landfill
Pace Project No.: 35511217

Sample: SW-1 **Lab ID: 35511217001** Collected: 11/11/19 14:30 Received: 11/11/19 17:20 Matrix: Water

Parameters	Results	Units	PQL	MDL	DF	Prepared	Analyzed	CAS No.	Qual
Field Data	Analytical Method:								
Field pH	**6.91**	Std. Units			1		11/11/19 14:30		
Field Temperature	**23.2**	deg C			1		11/11/19 14:30		
Field Specific Conductance	**657**	umhos/cm			1		11/11/19 14:30		
Oxygen, Dissolved	**4.10**	mg/L			1		11/11/19 14:30	7782-44-7	
Turbidity	**23.5**	NTU			1		11/11/19 14:30		
8011 GCS EDB and DBCP	Analytical Method: EPA 8011 Preparation Method: EPA 8011								
1,2-Dibromo-3-chloropropane	**0.0065 U**	ug/L	0.020	0.0065	1	11/14/19 11:22	11/15/19 08:18	96-12-8	
1,2-Dibromoethane (EDB)	**0.0076 U**	ug/L	0.010	0.0076	1	11/14/19 11:22	11/15/19 08:18	106-93-4	
6010 MET ICP	Analytical Method: EPA 6010 Preparation Method: EPA 3010								
Barium	**12.2**	ug/L	10.0	0.84	1	11/12/19 05:21	11/12/19 12:58	7440-39-3	
Beryllium	**1.6 U**	ug/L	4.0	1.6	1	11/12/19 05:21	11/12/19 12:58	7440-41-7	
Cadmium	**0.33 U**	ug/L	1.0	0.33	1	11/12/19 05:21	11/12/19 12:58	7440-43-9	
Calcium	**39400**	ug/L	500	64.1	1	11/12/19 05:21	11/12/19 12:58	7440-70-2	
Chromium	**1.7 U**	ug/L	5.0	1.7	1	11/12/19 05:21	11/12/19 12:58	7440-47-3	
Cobalt	**0.96 U**	ug/L	10.0	0.96	1	11/12/19 05:21	11/12/19 12:58	7440-48-4	
Copper	**2.6 U**	ug/L	5.0	2.6	1	11/12/19 05:21	11/12/19 12:58	7440-50-8	
Iron	**2280**	ug/L	40.0	9.2	1	11/12/19 05:21	11/12/19 12:58	7439-89-6	
Magnesium	**12700**	ug/L	500	84.0	1	11/12/19 05:21	11/12/19 12:58	7439-95-4	
Nickel	**2.1 U**	ug/L	5.0	2.1	1	11/12/19 05:21	11/12/19 12:58	7440-02-0	
Selenium	**8.5 U**	ug/L	15.0	8.5	1	11/12/19 05:21	11/12/19 12:58	7782-49-2	
Tot Hardness asCaCO3 (SM 2340B	**151000**	ug/L	3210	506	1	11/12/19 05:21	11/12/19 12:58		
Vanadium	**1.9 I**	ug/L	10.0	1.0	1	11/12/19 05:21	11/12/19 12:58	7440-62-2	
Zinc	**11.0 U**	ug/L	20.0	11.0	1	11/12/19 05:21	11/12/19 12:58	7440-66-6	
6020 MET ICPMS	Analytical Method: EPA 6020 Preparation Method: EPA 3010								
Antimony	**0.50 U**	ug/L	1.0	0.50	1	11/12/19 05:21	11/12/19 15:33	7440-36-0	
Arsenic	**3.3**	ug/L	1.0	0.50	1	11/12/19 05:21	11/12/19 15:33	7440-38-2	
Lead	**0.50 U**	ug/L	1.0	0.50	1	11/12/19 05:21	11/12/19 15:33	7439-92-1	
Selenium	**0.50 U**	ug/L	1.0	0.50	1	11/12/19 05:21	11/12/19 15:33	7782-49-2	
Silver	**0.050 U**	ug/L	0.10	0.050	1	11/12/19 05:21	11/12/19 15:33	7440-22-4	
Thallium	**0.11 U**	ug/L	1.0	0.11	1	11/12/19 05:21	11/12/19 15:33	7440-28-0	
8260 MSV	Analytical Method: EPA 8260								
Acetone	**5.3 U**	ug/L	20.0	5.3	1		11/21/19 07:04	67-64-1	
Acrylonitrile	**3.7 U**	ug/L	10.0	3.7	1		11/21/19 07:04	107-13-1	
Benzene	**0.30 U**	ug/L	1.0	0.30	1		11/21/19 07:04	71-43-2	
Bromochloromethane	**0.37 U**	ug/L	1.0	0.37	1		11/21/19 07:04	74-97-5	
Bromodichloromethane	**0.19 U**	ug/L	0.60	0.19	1		11/21/19 07:04	75-27-4	
Bromoform	**2.6 U**	ug/L	3.0	2.6	1		11/21/19 07:04	75-25-2	
Bromomethane	**4.0 U**	ug/L	5.0	4.0	1		11/21/19 07:04	74-83-9	J(v2)
2-Butanone (MEK)	**7.5 U**	ug/L	10.0	7.5	1		11/21/19 07:04	78-93-3	
Carbon disulfide	**0.45 U**	ug/L	10.0	0.45	1		11/21/19 07:04	75-15-0	
Carbon tetrachloride	**1.1 U**	ug/L	3.0	1.1	1		11/21/19 07:04	56-23-5	

This report shall not be reproduced, except in full,
without the written consent of Pace Analytical Services, LLC.

Pace Analytical Services, LLC
8 East Tower Circle
Ormond Beach, FL 32174
(386)672-5668

ANALYTICAL RESULTS

Project: Lena Road Landfill
Pace Project No.: 35511217

Sample: SW-1 **Lab ID: 35511217001** Collected: 11/11/19 14:30 Received: 11/11/19 17:20 Matrix: Water

Parameters	Results	Units	PQL	MDL	DF	Prepared	Analyzed	CAS No.	Qual
8260 MSV	Analytical Method: EPA 8260								
Chlorobenzene	**0.35 U**	ug/L	1.0	0.35	1		11/21/19 07:04	108-90-7	
Chloroethane	**3.7 U**	ug/L	10.0	3.7	1		11/21/19 07:04	75-00-3	
Chloroform	**0.32 U**	ug/L	1.0	0.32	1		11/21/19 07:04	67-66-3	
Chloromethane	**0.97 U**	ug/L	1.0	0.97	1		11/21/19 07:04	74-87-3	
Dibromochloromethane	**0.45 U**	ug/L	2.0	0.45	1		11/21/19 07:04	124-48-1	
Dibromomethane	**0.68 U**	ug/L	2.0	0.68	1		11/21/19 07:04	74-95-3	
1,2-Dichlorobenzene	**0.29 U**	ug/L	1.0	0.29	1		11/21/19 07:04	95-50-1	
1,4-Dichlorobenzene	**0.28 U**	ug/L	1.0	0.28	1		11/21/19 07:04	106-46-7	
trans-1,4-Dichloro-2-butene	**2.5 U**	ug/L	10.0	2.5	1		11/21/19 07:04	110-57-6	
1,1-Dichloroethane	**0.34 U**	ug/L	1.0	0.34	1		11/21/19 07:04	75-34-3	
1,2-Dichloroethane	**0.27 U**	ug/L	1.0	0.27	1		11/21/19 07:04	107-06-2	
1,1-Dichloroethene	**0.27 U**	ug/L	1.0	0.27	1		11/21/19 07:04	75-35-4	
cis-1,2-Dichloroethene	**0.27 U**	ug/L	1.0	0.27	1		11/21/19 07:04	156-59-2	
trans-1,2-Dichloroethene	**0.23 U**	ug/L	1.0	0.23	1		11/21/19 07:04	156-60-5	
1,2-Dichloropropane	**0.23 U**	ug/L	1.0	0.23	1		11/21/19 07:04	78-87-5	
cis-1,3-Dichloropropene	**0.17 U**	ug/L	0.50	0.17	1		11/21/19 07:04	10061-01-5	
trans-1,3-Dichloropropene	**0.17 U**	ug/L	0.50	0.17	1		11/21/19 07:04	10061-02-6	
Ethylbenzene	**0.30 U**	ug/L	1.0	0.30	1		11/21/19 07:04	100-41-4	
2-Hexanone	**0.85 U**	ug/L	10.0	0.85	1		11/21/19 07:04	591-78-6	
Iodomethane	**9.3 U**	ug/L	10.0	9.3	1		11/21/19 07:04	74-88-4	J(v2)
Methylene Chloride	**2.0 U**	ug/L	5.0	2.0	1		11/21/19 07:04	75-09-2	
4-Methyl-2-pentanone (MIBK)	**0.32 U**	ug/L	10.0	0.32	1		11/21/19 07:04	108-10-1	
Styrene	**0.26 U**	ug/L	1.0	0.26	1		11/21/19 07:04	100-42-5	
1,1,1,2-Tetrachloroethane	**0.32 U**	ug/L	1.0	0.32	1		11/21/19 07:04	630-20-6	
1,1,2,2-Tetrachloroethane	**0.20 U**	ug/L	0.50	0.20	1		11/21/19 07:04	79-34-5	
Tetrachloroethene	**0.38 U**	ug/L	1.0	0.38	1		11/21/19 07:04	127-18-4	
Toluene	**0.33 U**	ug/L	1.0	0.33	1		11/21/19 07:04	108-88-3	
1,1,1-Trichloroethane	**0.30 U**	ug/L	1.0	0.30	1		11/21/19 07:04	71-55-6	
1,1,2-Trichloroethane	**0.30 U**	ug/L	1.0	0.30	1		11/21/19 07:04	79-00-5	
Trichloroethene	**0.36 U**	ug/L	1.0	0.36	1		11/21/19 07:04	79-01-6	
Trichlorofluoromethane	**0.35 U**	ug/L	1.0	0.35	1		11/21/19 07:04	75-69-4	
1,2,3-Trichloropropane	**1.1 U**	ug/L	2.0	1.1	1		11/21/19 07:04	96-18-4	
Vinyl acetate	**0.19 U**	ug/L	10.0	0.19	1		11/21/19 07:04	108-05-4	
Vinyl chloride	**0.39 U**	ug/L	1.0	0.39	1		11/21/19 07:04	75-01-4	J(v1)
Xylene (Total)	**2.1 U**	ug/L	5.0	2.1	1		11/21/19 07:04	1330-20-7	
Surrogates									
4-Bromofluorobenzene (S)	101	%	70-130		1		11/21/19 07:04	460-00-4	
1,2-Dichloroethane-d4 (S)	116	%	70-130		1		11/21/19 07:04	17060-07-0	
Toluene-d8 (S)	101	%	70-130		1		11/21/19 07:04	2037-26-5	
2540C Total Diss. Solids Tampa	Analytical Method: SM 2540C								
Total Dissolved Solids	**301**	mg/L	5.0	5.0	1		11/13/19 15:08		
2540D Total Susp. Solids Tampa	Analytical Method: SM 2540D								
Total Suspended Solids	**3.2**	mg/L	1.0	1.0	1		11/14/19 09:10		

This report shall not be reproduced, except in full,
without the written consent of Pace Analytical Services, LLC.

Pace Analytical Services, LLC
8 East Tower Circle
Ormond Beach, FL 32174
(386)672-5668

ANALYTICAL RESULTS

Project: Lena Road Landfill
Pace Project No.: 35511217

Sample: SW-1 **Lab ID: 35511217001** Collected: 11/11/19 14:30 Received: 11/11/19 17:20 Matrix: Water

Parameters	Results	Units	PQL	MDL	DF	Prepared	Analyzed	CAS No.	Qual
9222D Fecal Coliform Tampa	Analytical Method: SM 9222D Preparation Method: SM 9222D								
Fecal Coliforms	**62.0**	CFU/100 mL	1.0	1.0	1	11/11/19 17:31	11/12/19 15:36		B
1631E Mercury,Low Level Tampa	Analytical Method: EPA 1631E Preparation Method: EPA 1631E								
Mercury	**1.34**	ng/L	0.50	0.20	1	11/14/19 16:18	11/15/19 12:36	7439-97-6	
5210B BOD, 5 day	Analytical Method: SM 5210B								
BOD, 5 day	**2.0 U**	mg/L	2.0	2.0	1	11/13/19 08:25	11/18/19 15:09		
Chlorophyll & Pheophytin	Analytical Method: SM10200 Preparation Method: SM10200								
Chlorophyll a	**2.2 U**	mg/m3	5.0	2.2	1	11/12/19 11:02	11/23/19 11:45		
Chlorophyll b	**2.2 U**	mg/m3	5.0	2.2	1	11/12/19 11:02	11/23/19 11:45		
Chlorophyll c	**2.2 U**	mg/m3	5.0	2.2	1	11/12/19 11:02	11/23/19 11:45		
Chlorophyll a (Corrected)	**2.2 U**	mg/m3	5.0	2.2	1	11/12/19 11:02	11/23/19 11:45		
Pheophytin	**2.2 U**	mg/m3	5.0	2.2	1	11/12/19 11:02	11/23/19 11:45		
Total Nitrogen Calculation	Analytical Method: TKN+NOx Calculation								
Total Nitrogen	**1.2**	mg/L	0.50	0.086	1		11/26/19 15:38		
350.1 Ammonia	Analytical Method: EPA 350.1								
Nitrogen, Ammonia	**0.11**	mg/L	0.050	0.035	1		11/25/19 11:54	7664-41-7	
351.2 Total Kjeldahl Nitrogen	Analytical Method: EPA 351.2 Preparation Method: EPA 351.2								
Nitrogen, Kjeldahl, Total	**0.91**	mg/L	0.50	0.086	1	11/24/19 06:27	11/25/19 15:43	7727-37-9	
353.2 Nitrogen, NO2/NO3 unpres	Analytical Method: EPA 353.2								
Nitrogen, NO2 plus NO3	**0.26**	mg/L	0.050	0.033	1		11/12/19 06:23		
Nitrogen, Nitrate	**0.26**	mg/L	0.050	0.025	1		11/12/19 06:23	14797-55-8	
365.4 Phosphorus, Total	Analytical Method: EPA 365.4 Preparation Method: EPA 365.4								
Phosphorus, Total (as P)	**0.32**	mg/L	0.10	0.050	1	11/24/19 06:27	11/25/19 15:43	7723-14-0	
410.4 COD	Analytical Method: EPA 410.4 Preparation Method: EPA 410.4								
Chemical Oxygen Demand	**59.2**	mg/L	20.0	12.5	1	11/16/19 09:35	11/16/19 16:48		
5310B TOC	Analytical Method: SM 5310B								
Total Organic Carbon	**20.7**	mg/L	1.0	0.50	1		11/12/19 17:26	7440-44-0	
Un-ionized Ammonia, Ammonium	Analytical Method: FLDEP SOP 10/03/83								
Nitrogen, Ammonium	**0.11**	mg/L	0.050	0.035	1		11/25/19 15:47	7764-41-7	N2
Nitrogen, Ammonia (Unionized)	**0.020 U**	mg/L	0.020	0.020	1		11/25/19 15:47		

This report shall not be reproduced, except in full,
without the written consent of Pace Analytical Services, LLC.

Pace Analytical Services, LLC
8 East Tower Circle
Ormond Beach, FL 32174
(386)672-5668

ANALYTICAL RESULTS

Project: Lena Road Landfill
Pace Project No.: 35511217

Sample: SW-2 **Lab ID: 35511217002** Collected: 11/11/19 13:25 Received: 11/11/19 17:20 Matrix: Water

Parameters	Results	Units	PQL	MDL	DF	Prepared	Analyzed	CAS No.	Qual
Field Data	Analytical Method:								
Field pH	**6.67**	Std. Units			1		11/11/19 13:25		
Field Temperature	**21.4**	deg C			1		11/11/19 13:25		
Field Specific Conductance	**529.4**	umhos/cm			1		11/11/19 13:25		
Oxygen, Dissolved	**4.65**	mg/L			1		11/11/19 13:25	7782-44-7	
Turbidity	**7.80**	NTU			1		11/11/19 13:25		
8011 GCS EDB and DBCP	Analytical Method: EPA 8011 Preparation Method: EPA 8011								
1,2-Dibromo-3-chloropropane	**0.0065 U**	ug/L	0.020	0.0065	1	11/14/19 13:37	11/18/19 20:30	96-12-8	
1,2-Dibromoethane (EDB)	**0.0076 U**	ug/L	0.010	0.0076	1	11/14/19 13:37	11/18/19 20:30	106-93-4	
6010 MET ICP	Analytical Method: EPA 6010 Preparation Method: EPA 3010								
Barium	**22.7**	ug/L	10.0	0.84	1	11/12/19 05:21	11/12/19 13:02	7440-39-3	
Beryllium	**1.6 U**	ug/L	4.0	1.6	1	11/12/19 05:21	11/12/19 13:02	7440-41-7	
Cadmium	**0.33 U**	ug/L	1.0	0.33	1	11/12/19 05:21	11/12/19 13:02	7440-43-9	
Calcium	**34200**	ug/L	500	64.1	1	11/12/19 05:21	11/12/19 13:02	7440-70-2	
Chromium	**1.7 U**	ug/L	5.0	1.7	1	11/12/19 05:21	11/12/19 13:02	7440-47-3	
Cobalt	**0.96 U**	ug/L	10.0	0.96	1	11/12/19 05:21	11/12/19 13:02	7440-48-4	
Copper	**2.6 U**	ug/L	5.0	2.6	1	11/12/19 05:21	11/12/19 13:02	7440-50-8	
Iron	**8400**	ug/L	40.0	9.2	1	11/12/19 05:21	11/12/19 13:02	7439-89-6	
Magnesium	**10700**	ug/L	500	84.0	1	11/12/19 05:21	11/12/19 13:02	7439-95-4	
Nickel	**2.1 U**	ug/L	5.0	2.1	1	11/12/19 05:21	11/12/19 13:02	7440-02-0	
Selenium	**8.5 U**	ug/L	15.0	8.5	1	11/12/19 05:21	11/12/19 13:02	7782-49-2	
Tot Hardness asCaCO3 (SM 2340B	**129000**	ug/L	3210	506	1	11/12/19 05:21	11/12/19 13:02		
Vanadium	**2.3 I**	ug/L	10.0	1.0	1	11/12/19 05:21	11/12/19 13:02	7440-62-2	
Zinc	**11.0 U**	ug/L	20.0	11.0	1	11/12/19 05:21	11/12/19 13:02	7440-66-6	
6020 MET ICPMS	Analytical Method: EPA 6020 Preparation Method: EPA 3010								
Antimony	**0.50 U**	ug/L	1.0	0.50	1	11/12/19 05:21	11/12/19 15:48	7440-36-0	
Arsenic	**59.2**	ug/L	1.0	0.50	1	11/12/19 05:21	11/12/19 15:48	7440-38-2	
Lead	**0.53 I**	ug/L	1.0	0.50	1	11/12/19 05:21	11/12/19 15:48	7439-92-1	
Selenium	**0.50 U**	ug/L	1.0	0.50	1	11/12/19 05:21	11/12/19 15:48	7782-49-2	
Silver	**0.050 U**	ug/L	0.10	0.050	1	11/12/19 05:21	11/12/19 15:48	7440-22-4	
Thallium	**0.11 U**	ug/L	1.0	0.11	1	11/12/19 05:21	11/12/19 15:48	7440-28-0	
8260 MSV	Analytical Method: EPA 8260								
Acetone	**5.3 U**	ug/L	20.0	5.3	1		11/21/19 07:31	67-64-1	
Acrylonitrile	**3.7 U**	ug/L	10.0	3.7	1		11/21/19 07:31	107-13-1	
Benzene	**0.30 U**	ug/L	1.0	0.30	1		11/21/19 07:31	71-43-2	
Bromochloromethane	**0.37 U**	ug/L	1.0	0.37	1		11/21/19 07:31	74-97-5	
Bromodichloromethane	**0.19 U**	ug/L	0.60	0.19	1		11/21/19 07:31	75-27-4	
Bromoform	**2.6 U**	ug/L	3.0	2.6	1		11/21/19 07:31	75-25-2	
Bromomethane	**4.0 U**	ug/L	5.0	4.0	1		11/21/19 07:31	74-83-9	J(v2)
2-Butanone (MEK)	**7.5 U**	ug/L	10.0	7.5	1		11/21/19 07:31	78-93-3	
Carbon disulfide	**0.45 U**	ug/L	10.0	0.45	1		11/21/19 07:31	75-15-0	
Carbon tetrachloride	**1.1 U**	ug/L	3.0	1.1	1		11/21/19 07:31	56-23-5	

This report shall not be reproduced, except in full,
without the written consent of Pace Analytical Services, LLC.

Pace Analytical Services, LLC
8 East Tower Circle
Ormond Beach, FL 32174
(386)672-5668

ANALYTICAL RESULTS

Project: Lena Road Landfill
Pace Project No.: 35511217

Sample: SW-2 **Lab ID: 35511217002** Collected: 11/11/19 13:25 Received: 11/11/19 17:20 Matrix: Water

Parameters	Results	Units	PQL	MDL	DF	Prepared	Analyzed	CAS No.	Qual
8260 MSV	Analytical Method: EPA 8260								
Chlorobenzene	**0.35 U**	ug/L	1.0	0.35	1		11/21/19 07:31	108-90-7	
Chloroethane	**3.7 U**	ug/L	10.0	3.7	1		11/21/19 07:31	75-00-3	
Chloroform	**0.32 U**	ug/L	1.0	0.32	1		11/21/19 07:31	67-66-3	
Chloromethane	**0.97 U**	ug/L	1.0	0.97	1		11/21/19 07:31	74-87-3	
Dibromochloromethane	**0.45 U**	ug/L	2.0	0.45	1		11/21/19 07:31	124-48-1	
Dibromomethane	**0.68 U**	ug/L	2.0	0.68	1		11/21/19 07:31	74-95-3	
1,2-Dichlorobenzene	**0.29 U**	ug/L	1.0	0.29	1		11/21/19 07:31	95-50-1	
1,4-Dichlorobenzene	**0.28 U**	ug/L	1.0	0.28	1		11/21/19 07:31	106-46-7	
trans-1,4-Dichloro-2-butene	**2.5 U**	ug/L	10.0	2.5	1		11/21/19 07:31	110-57-6	
1,1-Dichloroethane	**0.34 U**	ug/L	1.0	0.34	1		11/21/19 07:31	75-34-3	
1,2-Dichloroethane	**0.27 U**	ug/L	1.0	0.27	1		11/21/19 07:31	107-06-2	
1,1-Dichloroethene	**0.27 U**	ug/L	1.0	0.27	1		11/21/19 07:31	75-35-4	
cis-1,2-Dichloroethene	**0.27 U**	ug/L	1.0	0.27	1		11/21/19 07:31	156-59-2	
trans-1,2-Dichloroethene	**0.23 U**	ug/L	1.0	0.23	1		11/21/19 07:31	156-60-5	
1,2-Dichloropropane	**0.23 U**	ug/L	1.0	0.23	1		11/21/19 07:31	78-87-5	
cis-1,3-Dichloropropene	**0.17 U**	ug/L	0.50	0.17	1		11/21/19 07:31	10061-01-5	
trans-1,3-Dichloropropene	**0.17 U**	ug/L	0.50	0.17	1		11/21/19 07:31	10061-02-6	
Ethylbenzene	**0.30 U**	ug/L	1.0	0.30	1		11/21/19 07:31	100-41-4	
2-Hexanone	**0.85 U**	ug/L	10.0	0.85	1		11/21/19 07:31	591-78-6	
Iodomethane	**9.3 U**	ug/L	10.0	9.3	1		11/21/19 07:31	74-88-4	J(v2)
Methylene Chloride	**2.0 U**	ug/L	5.0	2.0	1		11/21/19 07:31	75-09-2	
4-Methyl-2-pentanone (MIBK)	**0.32 U**	ug/L	10.0	0.32	1		11/21/19 07:31	108-10-1	
Styrene	**0.26 U**	ug/L	1.0	0.26	1		11/21/19 07:31	100-42-5	
1,1,1,2-Tetrachloroethane	**0.32 U**	ug/L	1.0	0.32	1		11/21/19 07:31	630-20-6	
1,1,2,2-Tetrachloroethane	**0.20 U**	ug/L	0.50	0.20	1		11/21/19 07:31	79-34-5	
Tetrachloroethene	**0.38 U**	ug/L	1.0	0.38	1		11/21/19 07:31	127-18-4	
Toluene	**0.33 U**	ug/L	1.0	0.33	1		11/21/19 07:31	108-88-3	
1,1,1-Trichloroethane	**0.30 U**	ug/L	1.0	0.30	1		11/21/19 07:31	71-55-6	
1,1,2-Trichloroethane	**0.30 U**	ug/L	1.0	0.30	1		11/21/19 07:31	79-00-5	
Trichloroethene	**0.36 U**	ug/L	1.0	0.36	1		11/21/19 07:31	79-01-6	
Trichlorofluoromethane	**0.35 U**	ug/L	1.0	0.35	1		11/21/19 07:31	75-69-4	
1,2,3-Trichloropropane	**1.1 U**	ug/L	2.0	1.1	1		11/21/19 07:31	96-18-4	
Vinyl acetate	**0.19 U**	ug/L	10.0	0.19	1		11/21/19 07:31	108-05-4	
Vinyl chloride	**0.39 U**	ug/L	1.0	0.39	1		11/21/19 07:31	75-01-4	J(v1)
Xylene (Total)	**2.1 U**	ug/L	5.0	2.1	1		11/21/19 07:31	1330-20-7	
Surrogates									
4-Bromofluorobenzene (S)	102	%	70-130		1		11/21/19 07:31	460-00-4	
1,2-Dichloroethane-d4 (S)	116	%	70-130		1		11/21/19 07:31	17060-07-0	
Toluene-d8 (S)	101	%	70-130		1		11/21/19 07:31	2037-26-5	
2540C Total Diss. Solids Tampa	Analytical Method: SM 2540C								
Total Dissolved Solids	**335**	mg/L	5.0	5.0	1		11/13/19 15:08		
2540D Total Susp. Solids Tampa	Analytical Method: SM 2540D								
Total Suspended Solids	**55.0**	mg/L	10.0	10.0	1		11/14/19 09:10		

This report shall not be reproduced, except in full,
without the written consent of Pace Analytical Services, LLC.

Pace Analytical Services, LLC
8 East Tower Circle
Ormond Beach, FL 32174
(386)672-5668

ANALYTICAL RESULTS

Project: Lena Road Landfill
Pace Project No.: 35511217

Sample: SW-2 **Lab ID: 35511217002** Collected: 11/11/19 13:25 Received: 11/11/19 17:20 Matrix: Water

Parameters	Results	Units	PQL	MDL	DF	Prepared	Analyzed	CAS No.	Qual
9222D Fecal Coliform Tampa	Analytical Method: SM 9222D Preparation Method: SM 9222D								
Fecal Coliforms	**23.0**	CFU/100 mL	1.0	1.0	1	11/11/19 17:31	11/12/19 15:36		
1631E Mercury,Low Level Tampa	Analytical Method: EPA 1631E Preparation Method: EPA 1631E								
Mercury	**2.79**	ng/L	0.50	0.20	1	11/14/19 16:18	11/15/19 12:41	7439-97-6	
5210B BOD, 5 day	Analytical Method: SM 5210B								
BOD, 5 day	**2.0 U**	mg/L	2.0	2.0	1	11/13/19 08:25	11/18/19 15:07		
Chlorophyll & Pheophytin	Analytical Method: SM10200 Preparation Method: SM10200								
Chlorophyll a	**8.0**	mg/m3	5.0	2.2	1	11/12/19 11:02	11/23/19 11:38		
Chlorophyll b	**2.2 U**	mg/m3	5.0	2.2	1	11/12/19 11:02	11/23/19 11:38		
Chlorophyll c	**3.5 I**	mg/m3	5.0	2.2	1	11/12/19 11:02	11/23/19 11:38		
Chlorophyll a (Corrected)	**6.3**	mg/m3	5.0	2.2	1	11/12/19 11:02	11/23/19 11:38		
Pheophytin	**2.6 I**	mg/m3	5.0	2.2	1	11/12/19 11:02	11/23/19 11:38		
Total Nitrogen Calculation	Analytical Method: TKN+NOx Calculation								
Total Nitrogen	**2.1**	mg/L	0.50	0.086	1		11/26/19 16:57		
350.1 Ammonia	Analytical Method: EPA 350.1								
Nitrogen, Ammonia	**0.10**	mg/L	0.050	0.035	1		11/25/19 11:56	7664-41-7	
351.2 Total Kjeldahl Nitrogen	Analytical Method: EPA 351.2 Preparation Method: EPA 351.2								
Nitrogen, Kjeldahl, Total	**2.1**	mg/L	0.50	0.086	1	11/25/19 12:32	11/26/19 12:20	7727-37-9	
353.2 Nitrogen, NO2/NO3 unpres	Analytical Method: EPA 353.2								
Nitrogen, NO2 plus NO3	**0.033 U**	mg/L	0.050	0.033	1		11/12/19 06:12		
Nitrogen, Nitrate	**0.025 U**	mg/L	0.050	0.025	1		11/12/19 06:12	14797-55-8	
365.4 Phosphorus, Total	Analytical Method: EPA 365.4 Preparation Method: EPA 365.4								
Phosphorus, Total (as P)	**0.78**	mg/L	0.10	0.050	1	11/25/19 12:32	11/26/19 12:20	7723-14-0	
410.4 COD	Analytical Method: EPA 410.4 Preparation Method: EPA 410.4								
Chemical Oxygen Demand	**148**	mg/L	20.0	12.5	1	11/16/19 09:35	11/16/19 16:48		
5310B TOC	Analytical Method: SM 5310B								
Total Organic Carbon	**16.2**	mg/L	1.0	0.50	1		11/12/19 18:09	7440-44-0	
Un-ionized Ammonia, Ammonium	Analytical Method: FLDEP SOP 10/03/83								
Nitrogen, Ammonium	**0.10**	mg/L	0.050	0.035	1		11/25/19 15:47	7764-41-7	N2
Nitrogen, Ammonia (Unionized)	**0.020 U**	mg/L	0.020	0.020	1		11/25/19 15:47		

This report shall not be reproduced, except in full,
without the written consent of Pace Analytical Services, LLC.

Pace Analytical Services, LLC
8 East Tower Circle
Ormond Beach, FL 32174
(386)672-5668

ANALYTICAL RESULTS

Project: Lena Road Landfill
Pace Project No.: 35511217

Sample: SW-1 Dup **Lab ID: 35511217003** Collected: 11/11/19 14:30 Received: 11/11/19 17:20 Matrix: Water

Parameters	Results	Units	PQL	MDL	DF	Prepared	Analyzed	CAS No.	Qual
Field Data	Analytical Method:								
Field pH	**6.67**	Std. Units			1		11/11/19 14:30		
Field Temperature	**21.4**	deg C			1		11/11/19 14:30		
Field Specific Conductance	**527.4**	umhos/cm			1		11/11/19 14:30		
Oxygen, Dissolved	**4.65**	mg/L			1		11/11/19 14:30	7782-44-7	
Turbidity	**7.80**	NTU			1		11/11/19 14:30		
8011 GCS EDB and DBCP	Analytical Method: EPA 8011 Preparation Method: EPA 8011								
1,2-Dibromo-3-chloropropane	**0.0065 U**	ug/L	0.020	0.0065	1	11/14/19 13:37	11/18/19 20:45	96-12-8	
1,2-Dibromoethane (EDB)	**0.0076 U**	ug/L	0.010	0.0076	1	11/14/19 13:37	11/18/19 20:45	106-93-4	
6010 MET ICP	Analytical Method: EPA 6010 Preparation Method: EPA 3010								
Barium	**12.2**	ug/L	10.0	0.84	1	11/12/19 05:21	11/12/19 13:05	7440-39-3	
Beryllium	**1.6 U**	ug/L	4.0	1.6	1	11/12/19 05:21	11/12/19 13:05	7440-41-7	
Cadmium	**0.33 U**	ug/L	1.0	0.33	1	11/12/19 05:21	11/12/19 13:05	7440-43-9	
Calcium	**39800**	ug/L	500	64.1	1	11/12/19 05:21	11/12/19 13:05	7440-70-2	
Chromium	**1.7 U**	ug/L	5.0	1.7	1	11/12/19 05:21	11/12/19 13:05	7440-47-3	
Cobalt	**0.96 U**	ug/L	10.0	0.96	1	11/12/19 05:21	11/12/19 13:05	7440-48-4	
Copper	**2.6 U**	ug/L	5.0	2.6	1	11/12/19 05:21	11/12/19 13:05	7440-50-8	
Iron	**2210**	ug/L	40.0	9.2	1	11/12/19 05:21	11/12/19 13:05	7439-89-6	
Magnesium	**12800**	ug/L	500	84.0	1	11/12/19 05:21	11/12/19 13:05	7439-95-4	
Nickel	**2.1 U**	ug/L	5.0	2.1	1	11/12/19 05:21	11/12/19 13:05	7440-02-0	
Selenium	**8.5 U**	ug/L	15.0	8.5	1	11/12/19 05:21	11/12/19 13:05	7782-49-2	
Tot Hardness asCaCO3 (SM 2340B	**152000**	ug/L	3210	506	1	11/12/19 05:21	11/12/19 13:05		
Vanadium	**1.9 I**	ug/L	10.0	1.0	1	11/12/19 05:21	11/12/19 13:05	7440-62-2	
Zinc	**11.0 U**	ug/L	20.0	11.0	1	11/12/19 05:21	11/12/19 13:05	7440-66-6	
6020 MET ICPMS	Analytical Method: EPA 6020 Preparation Method: EPA 3010								
Antimony	**0.50 U**	ug/L	1.0	0.50	1	11/12/19 05:21	11/12/19 15:51	7440-36-0	
Arsenic	**3.2**	ug/L	1.0	0.50	1	11/12/19 05:21	11/12/19 15:51	7440-38-2	
Lead	**0.50 U**	ug/L	1.0	0.50	1	11/12/19 05:21	11/12/19 15:51	7439-92-1	
Selenium	**0.50 U**	ug/L	1.0	0.50	1	11/12/19 05:21	11/12/19 15:51	7782-49-2	
Silver	**0.050 U**	ug/L	0.10	0.050	1	11/12/19 05:21	11/12/19 15:51	7440-22-4	
Thallium	**0.11 U**	ug/L	1.0	0.11	1	11/12/19 05:21	11/12/19 15:51	7440-28-0	
8260 MSV	Analytical Method: EPA 8260								
Acetone	**5.3 U**	ug/L	20.0	5.3	1		11/21/19 07:57	67-64-1	
Acrylonitrile	**3.7 U**	ug/L	10.0	3.7	1		11/21/19 07:57	107-13-1	
Benzene	**0.30 U**	ug/L	1.0	0.30	1		11/21/19 07:57	71-43-2	
Bromochloromethane	**0.37 U**	ug/L	1.0	0.37	1		11/21/19 07:57	74-97-5	
Bromodichloromethane	**0.19 U**	ug/L	0.60	0.19	1		11/21/19 07:57	75-27-4	
Bromoform	**2.6 U**	ug/L	3.0	2.6	1		11/21/19 07:57	75-25-2	
Bromomethane	**4.0 U**	ug/L	5.0	4.0	1		11/21/19 07:57	74-83-9	J(v2)
2-Butanone (MEK)	**7.5 U**	ug/L	10.0	7.5	1		11/21/19 07:57	78-93-3	
Carbon disulfide	**0.45 U**	ug/L	10.0	0.45	1		11/21/19 07:57	75-15-0	
Carbon tetrachloride	**1.1 U**	ug/L	3.0	1.1	1		11/21/19 07:57	56-23-5	

This report shall not be reproduced, except in full,
without the written consent of Pace Analytical Services, LLC.

Pace Analytical Services, LLC
8 East Tower Circle
Ormond Beach, FL 32174
(386)672-5668

ANALYTICAL RESULTS

Project: Lena Road Landfill
Pace Project No.: 35511217

Sample: SW-1 Dup **Lab ID: 35511217003** Collected: 11/11/19 14:30 Received: 11/11/19 17:20 Matrix: Water

Parameters	Results	Units	PQL	MDL	DF	Prepared	Analyzed	CAS No.	Qual
8260 MSV	Analytical Method: EPA 8260								
Chlorobenzene	**0.35 U**	ug/L	1.0	0.35	1		11/21/19 07:57	108-90-7	
Chloroethane	**3.7 U**	ug/L	10.0	3.7	1		11/21/19 07:57	75-00-3	
Chloroform	**0.32 U**	ug/L	1.0	0.32	1		11/21/19 07:57	67-66-3	
Chloromethane	**0.97 U**	ug/L	1.0	0.97	1		11/21/19 07:57	74-87-3	
Dibromochloromethane	**0.45 U**	ug/L	2.0	0.45	1		11/21/19 07:57	124-48-1	
Dibromomethane	**0.68 U**	ug/L	2.0	0.68	1		11/21/19 07:57	74-95-3	
1,2-Dichlorobenzene	**0.29 U**	ug/L	1.0	0.29	1		11/21/19 07:57	95-50-1	
1,4-Dichlorobenzene	**0.28 U**	ug/L	1.0	0.28	1		11/21/19 07:57	106-46-7	
trans-1,4-Dichloro-2-butene	**2.5 U**	ug/L	10.0	2.5	1		11/21/19 07:57	110-57-6	
1,1-Dichloroethane	**0.34 U**	ug/L	1.0	0.34	1		11/21/19 07:57	75-34-3	
1,2-Dichloroethane	**0.27 U**	ug/L	1.0	0.27	1		11/21/19 07:57	107-06-2	
1,1-Dichloroethene	**0.27 U**	ug/L	1.0	0.27	1		11/21/19 07:57	75-35-4	
cis-1,2-Dichloroethene	**0.27 U**	ug/L	1.0	0.27	1		11/21/19 07:57	156-59-2	
trans-1,2-Dichloroethene	**0.23 U**	ug/L	1.0	0.23	1		11/21/19 07:57	156-60-5	
1,2-Dichloropropane	**0.23 U**	ug/L	1.0	0.23	1		11/21/19 07:57	78-87-5	
cis-1,3-Dichloropropene	**0.17 U**	ug/L	0.50	0.17	1		11/21/19 07:57	10061-01-5	
trans-1,3-Dichloropropene	**0.17 U**	ug/L	0.50	0.17	1		11/21/19 07:57	10061-02-6	
Ethylbenzene	**0.30 U**	ug/L	1.0	0.30	1		11/21/19 07:57	100-41-4	
2-Hexanone	**0.85 U**	ug/L	10.0	0.85	1		11/21/19 07:57	591-78-6	
Iodomethane	**9.3 U**	ug/L	10.0	9.3	1		11/21/19 07:57	74-88-4	J(v2)
Methylene Chloride	**2.0 U**	ug/L	5.0	2.0	1		11/21/19 07:57	75-09-2	
4-Methyl-2-pentanone (MIBK)	**0.32 U**	ug/L	10.0	0.32	1		11/21/19 07:57	108-10-1	
Styrene	**0.26 U**	ug/L	1.0	0.26	1		11/21/19 07:57	100-42-5	
1,1,1,2-Tetrachloroethane	**0.32 U**	ug/L	1.0	0.32	1		11/21/19 07:57	630-20-6	
1,1,2,2-Tetrachloroethane	**0.20 U**	ug/L	0.50	0.20	1		11/21/19 07:57	79-34-5	
Tetrachloroethene	**0.38 U**	ug/L	1.0	0.38	1		11/21/19 07:57	127-18-4	
Toluene	**0.33 U**	ug/L	1.0	0.33	1		11/21/19 07:57	108-88-3	
1,1,1-Trichloroethane	**0.30 U**	ug/L	1.0	0.30	1		11/21/19 07:57	71-55-6	
1,1,2-Trichloroethane	**0.30 U**	ug/L	1.0	0.30	1		11/21/19 07:57	79-00-5	
Trichloroethene	**0.36 U**	ug/L	1.0	0.36	1		11/21/19 07:57	79-01-6	
Trichlorofluoromethane	**0.35 U**	ug/L	1.0	0.35	1		11/21/19 07:57	75-69-4	
1,2,3-Trichloropropane	**1.1 U**	ug/L	2.0	1.1	1		11/21/19 07:57	96-18-4	
Vinyl acetate	**0.19 U**	ug/L	10.0	0.19	1		11/21/19 07:57	108-05-4	
Vinyl chloride	**0.39 U**	ug/L	1.0	0.39	1		11/21/19 07:57	75-01-4	J(v1)
Xylene (Total)	**2.1 U**	ug/L	5.0	2.1	1		11/21/19 07:57	1330-20-7	
Surrogates									
4-Bromofluorobenzene (S)	97	%	70-130		1		11/21/19 07:57	460-00-4	
1,2-Dichloroethane-d4 (S)	111	%	70-130		1		11/21/19 07:57	17060-07-0	
Toluene-d8 (S)	101	%	70-130		1		11/21/19 07:57	2037-26-5	
2540C Total Diss. Solids Tampa	Analytical Method: SM 2540C								
Total Dissolved Solids	**308**	mg/L	5.0	5.0	1		11/13/19 15:08		
2540D Total Susp. Solids Tampa	Analytical Method: SM 2540D								
Total Suspended Solids	**2.7**	mg/L	1.0	1.0	1		11/14/19 09:11		

This report shall not be reproduced, except in full,
without the written consent of Pace Analytical Services, LLC.

Pace Analytical Services, LLC
8 East Tower Circle
Ormond Beach, FL 32174
(386)672-5668

ANALYTICAL RESULTS

Project: Lena Road Landfill
Pace Project No.: 35511217

Sample: SW-1 Dup **Lab ID: 35511217003** Collected: 11/11/19 14:30 Received: 11/11/19 17:20 Matrix: Water

Parameters	Results	Units	PQL	MDL	DF	Prepared	Analyzed	CAS No.	Qual
9222D Fecal Coliform Tampa	Analytical Method: SM 9222D Preparation Method: SM 9222D								
Fecal Coliforms	**57.0**	CFU/100 mL	1.0	1.0	1	11/11/19 17:31	11/12/19 15:36		
1631E Mercury,Low Level Tampa	Analytical Method: EPA 1631E Preparation Method: EPA 1631E								
Mercury	**1.43**	ng/L	0.50	0.20	1	11/14/19 16:18	11/15/19 12:46	7439-97-6	
5210B BOD, 5 day	Analytical Method: SM 5210B								
BOD, 5 day	**2.0 U**	mg/L	2.0	2.0	1	11/13/19 08:26	11/18/19 15:10		
Chlorophyll & Pheophytin	Analytical Method: SM10200 Preparation Method: SM10200								
Chlorophyll a	**2.2 U**	mg/m3	5.0	2.2	1	11/12/19 11:02	11/23/19 11:46		
Chlorophyll b	**2.2 U**	mg/m3	5.0	2.2	1	11/12/19 11:02	11/23/19 11:46		
Chlorophyll c	**2.2 U**	mg/m3	5.0	2.2	1	11/12/19 11:02	11/23/19 11:46		
Chlorophyll a (Corrected)	**2.2 U**	mg/m3	5.0	2.2	1	11/12/19 11:02	11/23/19 11:46		
Pheophytin	**2.2 U**	mg/m3	5.0	2.2	1	11/12/19 11:02	11/23/19 11:46		
Total Nitrogen Calculation	Analytical Method: TKN+NOx Calculation								
Total Nitrogen	**1.1**	mg/L	0.50	0.086	1		11/26/19 16:57		
350.1 Ammonia	Analytical Method: EPA 350.1								
Nitrogen, Ammonia	**0.093**	mg/L	0.050	0.035	1		11/25/19 12:01	7664-41-7	
351.2 Total Kjeldahl Nitrogen	Analytical Method: EPA 351.2 Preparation Method: EPA 351.2								
Nitrogen, Kjeldahl, Total	**0.87**	mg/L	0.50	0.086	1	11/25/19 12:32	11/26/19 12:24	7727-37-9	
353.2 Nitrogen, NO2/NO3 unpres	Analytical Method: EPA 353.2								
Nitrogen, NO2 plus NO3	**0.26**	mg/L	0.050	0.033	1		11/12/19 06:24		
Nitrogen, Nitrate	**0.26**	mg/L	0.050	0.025	1		11/12/19 06:24	14797-55-8	
365.4 Phosphorus, Total	Analytical Method: EPA 365.4 Preparation Method: EPA 365.4								
Phosphorus, Total (as P)	**0.30**	mg/L	0.10	0.050	1	11/25/19 12:32	11/26/19 12:24	7723-14-0	
410.4 COD	Analytical Method: EPA 410.4 Preparation Method: EPA 410.4								
Chemical Oxygen Demand	**66.4**	mg/L	20.0	12.5	1	11/16/19 09:35	11/16/19 16:48		
5310B TOC	Analytical Method: SM 5310B								
Total Organic Carbon	**20.9**	mg/L	1.0	0.50	1		11/12/19 18:24	7440-44-0	
Un-ionized Ammonia, Ammonium	Analytical Method: FLDEP SOP 10/03/83								
Nitrogen, Ammonium	**0.093**	mg/L	0.050	0.035	1		11/26/19 17:27	7764-41-7	N2
Nitrogen, Ammonia (Unionized)	**0.020 U**	mg/L	0.020	0.020	1		11/26/19 17:27		

This report shall not be reproduced, except in full,
without the written consent of Pace Analytical Services, LLC.

Pace Analytical Services, LLC
8 East Tower Circle
Ormond Beach, FL 32174
(386)672-5668

ANALYTICAL RESULTS

Project: Lena Road Landfill
Pace Project No.: 35511217

Sample: Field Blank **Lab ID: 35511217004** Collected: 11/11/19 14:15 Received: 11/11/19 17:20 Matrix: Water

Parameters	Results	Units	PQL	MDL	DF	Prepared	Analyzed	CAS No.	Qual
8011 GCS EDB and DBCP	Analytical Method: EPA 8011 Preparation Method: EPA 8011								
1,2-Dibromo-3-chloropropane	**0.0065 U**	ug/L	0.020	0.0065	1	11/14/19 13:37	11/18/19 21:00	96-12-8	
1,2-Dibromoethane (EDB)	**0.0076 U**	ug/L	0.010	0.0076	1	11/14/19 13:37	11/18/19 21:00	106-93-4	
6010 MET ICP	Analytical Method: EPA 6010 Preparation Method: EPA 3010								
Barium	**0.84 U**	ug/L	10.0	0.84	1	11/12/19 05:21	11/12/19 13:16	7440-39-3	
Beryllium	**1.6 U**	ug/L	4.0	1.6	1	11/12/19 05:21	11/12/19 13:16	7440-41-7	
Cadmium	**0.33 U**	ug/L	1.0	0.33	1	11/12/19 05:21	11/12/19 13:16	7440-43-9	
Calcium	**64.1 U**	ug/L	500	64.1	1	11/12/19 05:21	11/12/19 13:16	7440-70-2	
Chromium	**1.7 U**	ug/L	5.0	1.7	1	11/12/19 05:21	11/12/19 13:16	7440-47-3	
Cobalt	**0.96 U**	ug/L	10.0	0.96	1	11/12/19 05:21	11/12/19 13:16	7440-48-4	
Copper	**2.6 U**	ug/L	5.0	2.6	1	11/12/19 05:21	11/12/19 13:16	7440-50-8	
Iron	**9.2 U**	ug/L	40.0	9.2	1	11/12/19 05:21	11/12/19 13:16	7439-89-6	
Magnesium	**84.0 U**	ug/L	500	84.0	1	11/12/19 05:21	11/12/19 13:16	7439-95-4	
Nickel	**2.1 U**	ug/L	5.0	2.1	1	11/12/19 05:21	11/12/19 13:16	7440-02-0	
Selenium	**8.5 U**	ug/L	15.0	8.5	1	11/12/19 05:21	11/12/19 13:16	7782-49-2	
Tot Hardness asCaCO3 (SM 2340B	**506 U**	ug/L	3210	506	1	11/12/19 05:21	11/12/19 13:16		
Vanadium	**1.0 U**	ug/L	10.0	1.0	1	11/12/19 05:21	11/12/19 13:16	7440-62-2	
Zinc	**11.0 U**	ug/L	20.0	11.0	1	11/12/19 05:21	11/12/19 13:16	7440-66-6	
6020 MET ICPMS	Analytical Method: EPA 6020 Preparation Method: EPA 3010								
Antimony	**0.50 U**	ug/L	1.0	0.50	1	11/12/19 05:21	11/12/19 15:53	7440-36-0	
Arsenic	**0.50 U**	ug/L	1.0	0.50	1	11/12/19 05:21	11/12/19 15:53	7440-38-2	
Lead	**0.50 U**	ug/L	1.0	0.50	1	11/12/19 05:21	11/12/19 15:53	7439-92-1	
Selenium	**0.50 U**	ug/L	1.0	0.50	1	11/12/19 05:21	11/12/19 15:53	7782-49-2	
Silver	**0.050 U**	ug/L	0.10	0.050	1	11/12/19 05:21	11/12/19 15:53	7440-22-4	
Thallium	**0.11 U**	ug/L	1.0	0.11	1	11/12/19 05:21	11/12/19 15:53	7440-28-0	
8260 MSV	Analytical Method: EPA 8260								
Acetone	**88.0**	ug/L	20.0	5.3	1		11/21/19 00:53	67-64-1	
Acrylonitrile	**3.7 U**	ug/L	10.0	3.7	1		11/21/19 00:53	107-13-1	
Benzene	**0.30 U**	ug/L	1.0	0.30	1		11/21/19 00:53	71-43-2	
Bromochloromethane	**0.37 U**	ug/L	1.0	0.37	1		11/21/19 00:53	74-97-5	
Bromodichloromethane	**0.19 U**	ug/L	0.60	0.19	1		11/21/19 00:53	75-27-4	
Bromoform	**2.6 U**	ug/L	3.0	2.6	1		11/21/19 00:53	75-25-2	
Bromomethane	**4.0 U**	ug/L	5.0	4.0	1		11/21/19 00:53	74-83-9	J(v2)
2-Butanone (MEK)	**46.5**	ug/L	10.0	7.5	1		11/21/19 00:53	78-93-3	
Carbon disulfide	**0.45 U**	ug/L	10.0	0.45	1		11/21/19 00:53	75-15-0	
Carbon tetrachloride	**1.1 U**	ug/L	3.0	1.1	1		11/21/19 00:53	56-23-5	
Chlorobenzene	**0.35 U**	ug/L	1.0	0.35	1		11/21/19 00:53	108-90-7	
Chloroethane	**3.7 U**	ug/L	10.0	3.7	1		11/21/19 00:53	75-00-3	
Chloroform	**0.32 U**	ug/L	1.0	0.32	1		11/21/19 00:53	67-66-3	
Chloromethane	**0.97 U**	ug/L	1.0	0.97	1		11/21/19 00:53	74-87-3	
Dibromochloromethane	**0.45 U**	ug/L	2.0	0.45	1		11/21/19 00:53	124-48-1	
Dibromomethane	**0.68 U**	ug/L	2.0	0.68	1		11/21/19 00:53	74-95-3	
1,2-Dichlorobenzene	**0.29 U**	ug/L	1.0	0.29	1		11/21/19 00:53	95-50-1	

This report shall not be reproduced, except in full,
without the written consent of Pace Analytical Services, LLC.

Pace Analytical Services, LLC
8 East Tower Circle
Ormond Beach, FL 32174
(386)672-5668

ANALYTICAL RESULTS

Project: Lena Road Landfill
Pace Project No.: 35511217

Sample: Field Blank **Lab ID: 35511217004** Collected: 11/11/19 14:15 Received: 11/11/19 17:20 Matrix: Water

Parameters	Results	Units	PQL	MDL	DF	Prepared	Analyzed	CAS No.	Qual
8260 MSV	Analytical Method: EPA 8260								
1,4-Dichlorobenzene	**0.28 U**	ug/L	1.0	0.28	1		11/21/19 00:53	106-46-7	
trans-1,4-Dichloro-2-butene	**2.5 U**	ug/L	10.0	2.5	1		11/21/19 00:53	110-57-6	
1,1-Dichloroethane	**0.34 U**	ug/L	1.0	0.34	1		11/21/19 00:53	75-34-3	
1,2-Dichloroethane	**0.27 U**	ug/L	1.0	0.27	1		11/21/19 00:53	107-06-2	
1,1-Dichloroethene	**0.27 U**	ug/L	1.0	0.27	1		11/21/19 00:53	75-35-4	
cis-1,2-Dichloroethene	**0.27 U**	ug/L	1.0	0.27	1		11/21/19 00:53	156-59-2	
trans-1,2-Dichloroethene	**0.23 U**	ug/L	1.0	0.23	1		11/21/19 00:53	156-60-5	
1,2-Dichloropropane	**0.23 U**	ug/L	1.0	0.23	1		11/21/19 00:53	78-87-5	
cis-1,3-Dichloropropene	**0.17 U**	ug/L	0.50	0.17	1		11/21/19 00:53	10061-01-5	
trans-1,3-Dichloropropene	**0.17 U**	ug/L	0.50	0.17	1		11/21/19 00:53	10061-02-6	
Ethylbenzene	**0.30 U**	ug/L	1.0	0.30	1		11/21/19 00:53	100-41-4	
2-Hexanone	**7.0 I**	ug/L	10.0	0.85	1		11/21/19 00:53	591-78-6	
Iodomethane	**9.3 U**	ug/L	10.0	9.3	1		11/21/19 00:53	74-88-4	J(v2)
Methylene Chloride	**2.0 U**	ug/L	5.0	2.0	1		11/21/19 00:53	75-09-2	
4-Methyl-2-pentanone (MIBK)	**0.32 U**	ug/L	10.0	0.32	1		11/21/19 00:53	108-10-1	
Styrene	**0.26 U**	ug/L	1.0	0.26	1		11/21/19 00:53	100-42-5	
1,1,1,2-Tetrachloroethane	**0.32 U**	ug/L	1.0	0.32	1		11/21/19 00:53	630-20-6	
1,1,2,2-Tetrachloroethane	**0.20 U**	ug/L	0.50	0.20	1		11/21/19 00:53	79-34-5	
Tetrachloroethene	**0.38 U**	ug/L	1.0	0.38	1		11/21/19 00:53	127-18-4	
Toluene	**0.33 U**	ug/L	1.0	0.33	1		11/21/19 00:53	108-88-3	
1,1,1-Trichloroethane	**0.30 U**	ug/L	1.0	0.30	1		11/21/19 00:53	71-55-6	
1,1,2-Trichloroethane	**0.30 U**	ug/L	1.0	0.30	1		11/21/19 00:53	79-00-5	
Trichloroethene	**0.36 U**	ug/L	1.0	0.36	1		11/21/19 00:53	79-01-6	
Trichlorofluoromethane	**0.35 U**	ug/L	1.0	0.35	1		11/21/19 00:53	75-69-4	
1,2,3-Trichloropropane	**1.1 U**	ug/L	2.0	1.1	1		11/21/19 00:53	96-18-4	
Vinyl acetate	**0.19 U**	ug/L	10.0	0.19	1		11/21/19 00:53	108-05-4	
Vinyl chloride	**0.39 U**	ug/L	1.0	0.39	1		11/21/19 00:53	75-01-4	J(v1)
Xylene (Total)	**2.1 U**	ug/L	5.0	2.1	1		11/21/19 00:53	1330-20-7	
Surrogates									
4-Bromofluorobenzene (S)	104	%	70-130		1		11/21/19 00:53	460-00-4	
1,2-Dichloroethane-d4 (S)	105	%	70-130		1		11/21/19 00:53	17060-07-0	
Toluene-d8 (S)	101	%	70-130		1		11/21/19 00:53	2037-26-5	
2540C Total Diss. Solids Tampa	Analytical Method: SM 2540C								
Total Dissolved Solids	**5.0 U**	mg/L	5.0	5.0	1		11/13/19 15:08		
2540D Total Susp. Solids Tampa	Analytical Method: SM 2540D								
Total Suspended Solids	**1.0 U**	mg/L	1.0	1.0	1		11/14/19 09:10		
9222D Fecal Coliform Tampa	Analytical Method: SM 9222D Preparation Method: SM 9222D								
Fecal Coliforms	**1.0 U**	CFU/100 mL	1.0	1.0	1	11/11/19 17:31	11/12/19 15:36		
1631E Mercury,Low Level Tampa	Analytical Method: EPA 1631E Preparation Method: EPA 1631E								
Mercury	**0.20 U**	ng/L	0.50	0.20	1	11/14/19 16:18	11/15/19 11:36	7439-97-6	

This report shall not be reproduced, except in full,
without the written consent of Pace Analytical Services, LLC.

Pace Analytical Services, LLC
8 East Tower Circle
Ormond Beach, FL 32174
(386)672-5668

ANALYTICAL RESULTS

Project: Lena Road Landfill
Pace Project No.: 35511217

Sample: Field Blank **Lab ID: 35511217004** Collected: 11/11/19 14:15 Received: 11/11/19 17:20 Matrix: Water

Parameters	Results	Units	PQL	MDL	DF	Prepared	Analyzed	CAS No.	Qual
5210B BOD, 5 day	Analytical Method: SM 5210B								
BOD, 5 day	**2.0 U**	mg/L	2.0	2.0	1	11/13/19 08:25	11/18/19 15:08		
Chlorophyll & Pheophytin	Analytical Method: SM10200 Preparation Method: SM10200								
Chlorophyll a	**2.2 U**	mg/m3	5.0	2.2	1	11/12/19 11:02	11/23/19 11:40		
Chlorophyll b	**2.2 U**	mg/m3	5.0	2.2	1	11/12/19 11:02	11/23/19 11:40		
Chlorophyll c	**2.2 U**	mg/m3	5.0	2.2	1	11/12/19 11:02	11/23/19 11:40		
Chlorophyll a (Corrected)	**2.2 U**	mg/m3	5.0	2.2	1	11/12/19 11:02	11/23/19 11:40		
Pheophytin	**2.2 U**	mg/m3	5.0	2.2	1	11/12/19 11:02	11/23/19 11:40		
Total Nitrogen Calculation	Analytical Method: TKN+NOx Calculation								
Total Nitrogen	**0.086 U**	mg/L	0.50	0.086	1		11/26/19 16:57		
350.1 Ammonia	Analytical Method: EPA 350.1								
Nitrogen, Ammonia	**0.035 U**	mg/L	0.050	0.035	1		11/25/19 12:02	7664-41-7	
351.2 Total Kjeldahl Nitrogen	Analytical Method: EPA 351.2 Preparation Method: EPA 351.2								
Nitrogen, Kjeldahl, Total	**0.086 U**	mg/L	0.50	0.086	1	11/25/19 12:32	11/26/19 12:27	7727-37-9	
353.2 Nitrogen, NO2/NO3 unpres	Analytical Method: EPA 353.2								
Nitrogen, NO2 plus NO3	**0.033 U**	mg/L	0.050	0.033	1		11/12/19 06:19		
Nitrogen, Nitrate	**0.025 U**	mg/L	0.050	0.025	1		11/12/19 06:19	14797-55-8	
365.4 Phosphorus, Total	Analytical Method: EPA 365.4 Preparation Method: EPA 365.4								
Phosphorus, Total (as P)	**0.050 U**	mg/L	0.10	0.050	1	11/25/19 12:32	11/26/19 12:27	7723-14-0	
410.4 COD	Analytical Method: EPA 410.4 Preparation Method: EPA 410.4								
Chemical Oxygen Demand	**12.5 U**	mg/L	20.0	12.5	1	11/16/19 09:35	11/16/19 16:48		
5310B TOC	Analytical Method: SM 5310B								
Total Organic Carbon	**2.2**	mg/L	1.0	0.50	1		11/12/19 18:38	7440-44-0	
Un-ionized Ammonia, Ammonium	Analytical Method: FLDEP SOP 10/03/83								
Nitrogen, Ammonium	**0.035 U**	mg/L	0.050	0.035	1		11/25/19 15:47	7764-41-7	N2
Nitrogen, Ammonia (Unionized)	**0.020 U**	mg/L	0.020	0.020	1		11/25/19 15:47		

This report shall not be reproduced, except in full,
without the written consent of Pace Analytical Services, LLC.

Pace Analytical Services, LLC
8 East Tower Circle
Ormond Beach, FL 32174
(386)672-5668

ANALYTICAL RESULTS

Project: Lena Road Landfill
Pace Project No.: 35511217

Sample: Trip Blank 111119 **Lab ID: 35511217005** Collected: 11/11/19 00:01 Received: 11/11/19 17:20 Matrix: Water

Parameters	Results	Units	PQL	MDL	DF	Prepared	Analyzed	CAS No.	Qual
8011 GCS EDB and DBCP	Analytical Method: EPA 8011 Preparation Method: EPA 8011								
1,2-Dibromo-3-chloropropane	**0.0065 U**	ug/L	0.020	0.0065	1	11/14/19 13:37	11/18/19 21:16	96-12-8	
1,2-Dibromoethane (EDB)	**0.0077 U**	ug/L	0.010	0.0077	1	11/14/19 13:37	11/18/19 21:16	106-93-4	

This report shall not be reproduced, except in full,
without the written consent of Pace Analytical Services, LLC.

Pace Analytical Services, LLC
8 East Tower Circle
Ormond Beach, FL 32174
(386)672-5668

ANALYTICAL RESULTS

Project: Lena Road Landfill
Pace Project No.: 35511217

Sample: SW-1 Field Blank **Lab ID: 35511217006** Collected: 11/11/19 14:30 Received: 11/11/19 17:20 Matrix: Water

Parameters	Results	Units	PQL	MDL	DF	Prepared	Analyzed	CAS No.	Qual
1631E Mercury,Low Level Tampa	Analytical Method: EPA 1631E Preparation Method: EPA 1631E								
Mercury	**0.20 U**	ng/L	0.50	0.20	1	11/14/19 16:18	11/15/19 11:41	7439-97-6	

This report shall not be reproduced, except in full,
without the written consent of Pace Analytical Services, LLC.

Pace Analytical Services, LLC
8 East Tower Circle
Ormond Beach, FL 32174
(386)672-5668

ANALYTICAL RESULTS

Project: Lena Road Landfill
Pace Project No.: 35511217

Sample: SW-2 Field Blank **Lab ID: 35511217007** Collected: 11/11/19 13:25 Received: 11/11/19 17:20 Matrix: Water

Parameters	Results	Units	PQL	MDL	DF	Prepared	Analyzed	CAS No.	Qual
1631E Mercury,Low Level Tampa	Analytical Method: EPA 1631E Preparation Method: EPA 1631E								
Mercury	**0.20 U**	ng/L	0.50	0.20	1	11/14/19 16:18	11/15/19 11:46	7439-97-6	

This report shall not be reproduced, except in full,
without the written consent of Pace Analytical Services, LLC.

Pace Analytical Services, LLC
8 East Tower Circle
Ormond Beach, FL 32174
(386)672-5668

ANALYTICAL RESULTS

Project: Lena Road Landfill
Pace Project No.: 35511217

Sample: SW-1 Dup Field Blank **Lab ID: 35511217008** Collected: 11/11/19 14:30 Received: 11/11/19 17:20 Matrix: Water

Parameters	Results	Units	PQL	MDL	DF	Prepared	Analyzed	CAS No.	Qual
1631E Mercury,Low Level Tampa	Analytical Method: EPA 1631E Preparation Method: EPA 1631E								
Mercury	**0.20 U**	ng/L	0.50	0.20	1	11/14/19 16:18	11/15/19 11:51	7439-97-6	

This report shall not be reproduced, except in full,
without the written consent of Pace Analytical Services, LLC.

Pace Analytical Services, LLC
8 East Tower Circle
Ormond Beach, FL 32174
(386)672-5668

ANALYTICAL RESULTS

Project: Lena Road Landfill
Pace Project No.: 35511217

Sample: Field Blank Field Blank **Lab ID: 35511217009** Collected: 11/11/19 14:15 Received: 11/11/19 17:20 Matrix: Water

Parameters	Results	Units	PQL	MDL	DF	Prepared	Analyzed	CAS No.	Qual
1631E Mercury,Low Level Tampa	Analytical Method: EPA 1631E Preparation Method: EPA 1631E								
Mercury	**0.20 U**	ng/L	0.50	0.20	1	11/14/19 16:18	11/15/19 11:56	7439-97-6	

This report shall not be reproduced, except in full,
without the written consent of Pace Analytical Services, LLC.

Pace Analytical Services, LLC
8 East Tower Circle
Ormond Beach, FL 32174
(386)672-5668

ANALYTICAL RESULTS

Project: Lena Road Landfill
Pace Project No.: 35511217

Sample: GW-16 **Lab ID: 35510571001** Collected: 11/07/19 07:53 Received: 11/07/19 17:00 Matrix: Water

Parameters	Results	Units	PQL	MDL	DF	Prepared	Analyzed	CAS No.	Qual
Field Data	Analytical Method:								
Field pH	**7.19**	Std. Units			1		11/07/19 07:53		
Field Temperature	**26.2**	deg C			1		11/07/19 07:53		
Field Specific Conductance	**722**	umhos/cm			1		11/07/19 07:53		
Oxygen, Dissolved	**1.21**	mg/L			1		11/07/19 07:53	7782-44-7	
Turbidity	**5.73**	NTU			1		11/07/19 07:53		
8011 GCS EDB and DBCP	Analytical Method: EPA 8011 Preparation Method: EPA 8011								
1,2-Dibromo-3-chloropropane	**0.0067 U**	ug/L	0.021	0.0067	1	11/12/19 15:05	11/13/19 05:58	96-12-8	
1,2-Dibromoethane (EDB)	**0.0078 U**	ug/L	0.010	0.0078	1	11/12/19 15:05	11/13/19 05:58	106-93-4	
6010 MET ICP	Analytical Method: EPA 6010 Preparation Method: EPA 3010								
Barium	**18.0**	ug/L	10.0	0.84	1	11/08/19 06:24	11/08/19 17:52	7440-39-3	
Beryllium	**1.6 U**	ug/L	4.0	1.6	1	11/08/19 06:24	11/08/19 17:52	7440-41-7	
Cadmium	**0.33 U**	ug/L	1.0	0.33	1	11/08/19 06:24	11/08/19 17:52	7440-43-9	
Chromium	**1.7 U**	ug/L	5.0	1.7	1	11/08/19 06:24	11/08/19 17:52	7440-47-3	
Cobalt	**0.96 U**	ug/L	10.0	0.96	1	11/08/19 06:24	11/08/19 17:52	7440-48-4	
Copper	**2.6 U**	ug/L	5.0	2.6	1	11/08/19 06:24	11/08/19 17:52	7440-50-8	
Iron	**522**	ug/L	40.0	9.2	1	11/08/19 06:24	11/08/19 17:52	7439-89-6	
Nickel	**2.1 U**	ug/L	5.0	2.1	1	11/08/19 06:24	11/08/19 17:52	7440-02-0	
Selenium	**8.5 U**	ug/L	15.0	8.5	1	11/08/19 06:24	11/08/19 17:52	7782-49-2	
Silver	**1.0 U**	ug/L	5.0	1.0	1	11/08/19 06:24	11/08/19 17:52	7440-22-4	
Sodium	**62.5**	mg/L	2.0	0.27	1	11/08/19 06:24	11/08/19 17:52	7440-23-5	
Vanadium	**7.1 I**	ug/L	10.0	1.0	1	11/08/19 06:24	11/08/19 17:52	7440-62-2	
Zinc	**11.0 U**	ug/L	20.0	11.0	1	11/08/19 06:24	11/08/19 17:52	7440-66-6	
6020 MET ICPMS	Analytical Method: EPA 6020 Preparation Method: EPA 3010								
Antimony	**0.50 U**	ug/L	1.0	0.50	1	11/08/19 06:24	11/08/19 12:10	7440-36-0	
Arsenic	**1.6**	ug/L	1.0	0.50	1	11/08/19 06:24	11/08/19 12:10	7440-38-2	
Lead	**0.50 U**	ug/L	1.0	0.50	1	11/08/19 06:24	11/08/19 12:10	7439-92-1	
Selenium	**1.9**	ug/L	1.0	0.50	1	11/08/19 06:24	11/08/19 12:10	7782-49-2	J(M1)
Thallium	**0.11 U**	ug/L	1.0	0.11	1	11/08/19 06:24	11/08/19 12:10	7440-28-0	
7470 Mercury	Analytical Method: EPA 7470 Preparation Method: EPA 7470								
Mercury	**0.10 U**	ug/L	0.20	0.10	1	11/14/19 08:27	11/18/19 15:34	7439-97-6	
8260 MSV	Analytical Method: EPA 8260								
Acetone	**5.3 U**	ug/L	20.0	5.3	1		11/17/19 05:08	67-64-1	
Acrylonitrile	**3.7 U**	ug/L	10.0	3.7	1		11/17/19 05:08	107-13-1	
Benzene	**0.10 U**	ug/L	1.0	0.10	1		11/17/19 05:08	71-43-2	
Bromochloromethane	**0.37 U**	ug/L	1.0	0.37	1		11/17/19 05:08	74-97-5	
Bromodichloromethane	**0.19 U**	ug/L	0.60	0.19	1		11/17/19 05:08	75-27-4	
Bromoform	**2.6 U**	ug/L	3.0	2.6	1		11/17/19 05:08	75-25-2	
Bromomethane	**4.0 U**	ug/L	5.0	4.0	1		11/17/19 05:08	74-83-9	J(L2), J(v2)
2-Butanone (MEK)	**5.0 U**	ug/L	10.0	5.0	1		11/17/19 05:08	78-93-3	

This report shall not be reproduced, except in full,
without the written consent of Pace Analytical Services, LLC.

Pace Analytical Services, LLC
8 East Tower Circle
Ormond Beach, FL 32174
(386)672-5668

ANALYTICAL RESULTS

Project: Lena Road Landfill
Pace Project No.: 35511217

Sample: GW-16 **Lab ID: 35510571001** Collected: 11/07/19 07:53 Received: 11/07/19 17:00 Matrix: Water

Parameters	Results	Units	PQL	MDL	DF	Prepared	Analyzed	CAS No.	Qual
8260 MSV	Analytical Method: EPA 8260								
Carbon disulfide	**0.45 U**	ug/L	10.0	0.45	1		11/17/19 05:08	75-15-0	
Carbon tetrachloride	**0.50 U**	ug/L	3.0	0.50	1		11/17/19 05:08	56-23-5	
Chlorobenzene	**0.50 U**	ug/L	1.0	0.50	1		11/17/19 05:08	108-90-7	
Chloroethane	**3.7 U**	ug/L	10.0	3.7	1		11/17/19 05:08	75-00-3	
Chloroform	**0.50 U**	ug/L	1.0	0.50	1		11/17/19 05:08	67-66-3	
Chloromethane	**0.97 U**	ug/L	1.0	0.97	1		11/17/19 05:08	74-87-3	
Dibromochloromethane	**0.45 U**	ug/L	2.0	0.45	1		11/17/19 05:08	124-48-1	
Dibromomethane	**0.68 U**	ug/L	2.0	0.68	1		11/17/19 05:08	74-95-3	
1,2-Dichlorobenzene	**0.50 U**	ug/L	1.0	0.50	1		11/17/19 05:08	95-50-1	
1,4-Dichlorobenzene	**0.50 U**	ug/L	1.0	0.50	1		11/17/19 05:08	106-46-7	
trans-1,4-Dichloro-2-butene	**2.5 U**	ug/L	10.0	2.5	1		11/17/19 05:08	110-57-6	J(v2)
1,1-Dichloroethane	**0.34 U**	ug/L	1.0	0.34	1		11/17/19 05:08	75-34-3	
1,2-Dichloroethane	**0.50 U**	ug/L	1.0	0.50	1		11/17/19 05:08	107-06-2	
1,1-Dichloroethene	**0.50 U**	ug/L	1.0	0.50	1		11/17/19 05:08	75-35-4	
cis-1,2-Dichloroethene	**0.50 U**	ug/L	1.0	0.50	1		11/17/19 05:08	156-59-2	
trans-1,2-Dichloroethene	**0.50 U**	ug/L	1.0	0.50	1		11/17/19 05:08	156-60-5	
1,2-Dichloropropane	**0.23 U**	ug/L	1.0	0.23	1		11/17/19 05:08	78-87-5	
cis-1,3-Dichloropropene	**0.17 U**	ug/L	0.50	0.17	1		11/17/19 05:08	10061-01-5	
trans-1,3-Dichloropropene	**0.17 U**	ug/L	0.50	0.17	1		11/17/19 05:08	10061-02-6	
Ethylbenzene	**0.50 U**	ug/L	1.0	0.50	1		11/17/19 05:08	100-41-4	
2-Hexanone	**0.85 U**	ug/L	10.0	0.85	1		11/17/19 05:08	591-78-6	
Iodomethane	**9.3 U**	ug/L	10.0	9.3	1		11/17/19 05:08	74-88-4	J(v2)
Methylene Chloride	**2.0 U**	ug/L	5.0	2.0	1		11/17/19 05:08	75-09-2	
4-Methyl-2-pentanone (MIBK)	**0.32 U**	ug/L	10.0	0.32	1		11/17/19 05:08	108-10-1	
Styrene	**0.26 U**	ug/L	1.0	0.26	1		11/17/19 05:08	100-42-5	
1,1,1,2-Tetrachloroethane	**0.32 U**	ug/L	1.0	0.32	1		11/17/19 05:08	630-20-6	
1,1,2,2-Tetrachloroethane	**0.20 U**	ug/L	0.50	0.20	1		11/17/19 05:08	79-34-5	
Tetrachloroethene	**0.50 U**	ug/L	1.0	0.50	1		11/17/19 05:08	127-18-4	
Toluene	**0.50 U**	ug/L	1.0	0.50	1		11/17/19 05:08	108-88-3	
1,1,1-Trichloroethane	**0.30 U**	ug/L	1.0	0.30	1		11/17/19 05:08	71-55-6	
1,1,2-Trichloroethane	**0.30 U**	ug/L	1.0	0.30	1		11/17/19 05:08	79-00-5	
Trichloroethene	**0.50 U**	ug/L	1.0	0.50	1		11/17/19 05:08	79-01-6	
Trichlorofluoromethane	**0.35 U**	ug/L	1.0	0.35	1		11/17/19 05:08	75-69-4	
1,2,3-Trichloropropane	**1.1 U**	ug/L	2.0	1.1	1		11/17/19 05:08	96-18-4	
Vinyl acetate	**0.19 U**	ug/L	10.0	0.19	1		11/17/19 05:08	108-05-4	
Vinyl chloride	**0.50 U**	ug/L	1.0	0.50	1		11/17/19 05:08	75-01-4	
Xylene (Total)	**1.0 U**	ug/L	5.0	1.0	1		11/17/19 05:08	1330-20-7	
Surrogates									
4-Bromofluorobenzene (S)	94	%	70-130		1		11/17/19 05:08	460-00-4	
1,2-Dichloroethane-d4 (S)	104	%	70-130		1		11/17/19 05:08	17060-07-0	
Toluene-d8 (S)	99	%	70-130		1		11/17/19 05:08	2037-26-5	
2540C Total Dissolved Solids	Analytical Method: SM 2540C								
Total Dissolved Solids	**406**	mg/L	5.0	5.0	1		11/10/19 14:32		

This report shall not be reproduced, except in full,
without the written consent of Pace Analytical Services, LLC.

Pace Analytical Services, LLC
8 East Tower Circle
Ormond Beach, FL 32174
(386)672-5668

ANALYTICAL RESULTS

Project: Lena Road Landfill
Pace Project No.: 35511217

Sample: GW-16 **Lab ID: 35510571001** Collected: 11/07/19 07:53 Received: 11/07/19 17:00 Matrix: Water

Parameters	Results	Units	PQL	MDL	DF	Prepared	Analyzed	CAS No.	Qual
300.0 IC Anions 28 Days	Analytical Method: EPA 300.0								
Chloride	**84.4**	mg/L	10.0	5.0	2		11/14/19 22:57	16887-00-6	
350.1 Ammonia	Analytical Method: EPA 350.1								
Nitrogen, Ammonia	**0.99**	mg/L	0.050	0.035	1		11/18/19 13:20	7664-41-7	
353.2 Nitrogen, NO2/NO3 unpres	Analytical Method: EPA 353.2								
Nitrogen, Nitrate	**0.025 U**	mg/L	0.050	0.025	1		11/08/19 06:30	14797-55-8	

This report shall not be reproduced, except in full,
without the written consent of Pace Analytical Services, LLC.

Pace Analytical Services, LLC
8 East Tower Circle
Ormond Beach, FL 32174
(386)672-5668

ANALYTICAL RESULTS

Project: Lena Road Landfill
Pace Project No.: 35511217

Sample: GW-17 **Lab ID: 35510571002** Collected: 11/07/19 08:59 Received: 11/07/19 17:00 Matrix: Water

Parameters	Results	Units	PQL	MDL	DF	Prepared	Analyzed	CAS No.	Qual
Field Data	Analytical Method:								
Field pH	**6.24**	Std. Units			1		11/07/19 08:59		
Field Temperature	**26.9**	deg C			1		11/07/19 08:59		
Field Specific Conductance	**183.9**	umhos/cm			1		11/07/19 08:59		
Oxygen, Dissolved	**0.65**	mg/L			1		11/07/19 08:59	7782-44-7	
Turbidity	**8.1**	NTU			1		11/07/19 08:59		
8011 GCS EDB and DBCP	Analytical Method: EPA 8011 Preparation Method: EPA 8011								
1,2-Dibromo-3-chloropropane	**0.0066 U**	ug/L	0.021	0.0066	1	11/12/19 15:05	11/13/19 06:13	96-12-8	
1,2-Dibromoethane (EDB)	**0.0078 U**	ug/L	0.010	0.0078	1	11/12/19 15:05	11/13/19 06:13	106-93-4	
6010 MET ICP	Analytical Method: EPA 6010 Preparation Method: EPA 3010								
Barium	**7.5 I**	ug/L	10.0	0.84	1	11/08/19 06:24	11/08/19 17:55	7440-39-3	
Beryllium	**1.6 U**	ug/L	4.0	1.6	1	11/08/19 06:24	11/08/19 17:55	7440-41-7	
Cadmium	**0.33 U**	ug/L	1.0	0.33	1	11/08/19 06:24	11/08/19 17:55	7440-43-9	
Chromium	**6.2**	ug/L	5.0	1.7	1	11/08/19 06:24	11/08/19 17:55	7440-47-3	
Cobalt	**0.96 U**	ug/L	10.0	0.96	1	11/08/19 06:24	11/08/19 17:55	7440-48-4	
Copper	**2.6 U**	ug/L	5.0	2.6	1	11/08/19 06:24	11/08/19 17:55	7440-50-8	
Iron	**4980**	ug/L	40.0	9.2	1	11/08/19 06:24	11/08/19 17:55	7439-89-6	
Nickel	**2.1 U**	ug/L	5.0	2.1	1	11/08/19 06:24	11/08/19 17:55	7440-02-0	
Selenium	**8.5 U**	ug/L	15.0	8.5	1	11/08/19 06:24	11/08/19 17:55	7782-49-2	
Silver	**1.0 U**	ug/L	5.0	1.0	1	11/08/19 06:24	11/08/19 17:55	7440-22-4	
Sodium	**2.6**	mg/L	2.0	0.27	1	11/08/19 06:24	11/08/19 17:55	7440-23-5	
Vanadium	**23.4**	ug/L	10.0	1.0	1	11/08/19 06:24	11/08/19 17:55	7440-62-2	
Zinc	**11.0 U**	ug/L	20.0	11.0	1	11/08/19 06:24	11/08/19 17:55	7440-66-6	
6020 MET ICPMS	Analytical Method: EPA 6020 Preparation Method: EPA 3010								
Antimony	**0.50 U**	ug/L	1.0	0.50	1	11/08/19 06:24	11/08/19 12:23	7440-36-0	
Arsenic	**2.3**	ug/L	1.0	0.50	1	11/08/19 06:24	11/08/19 12:23	7440-38-2	
Lead	**0.50 U**	ug/L	1.0	0.50	1	11/08/19 06:24	11/08/19 12:23	7439-92-1	
Selenium	**2.1**	ug/L	1.0	0.50	1	11/08/19 06:24	11/08/19 12:23	7782-49-2	
Thallium	**0.11 U**	ug/L	1.0	0.11	1	11/08/19 06:24	11/08/19 12:23	7440-28-0	
7470 Mercury	Analytical Method: EPA 7470 Preparation Method: EPA 7470								
Mercury	**0.10 U**	ug/L	0.20	0.10	1	11/14/19 08:27	11/18/19 15:36	7439-97-6	
8260 MSV	Analytical Method: EPA 8260								
Acetone	**5.3 U**	ug/L	20.0	5.3	1		11/17/19 06:02	67-64-1	
Acrylonitrile	**3.7 U**	ug/L	10.0	3.7	1		11/17/19 06:02	107-13-1	
Benzene	**0.10 U**	ug/L	1.0	0.10	1		11/17/19 06:02	71-43-2	
Bromochloromethane	**0.37 U**	ug/L	1.0	0.37	1		11/17/19 06:02	74-97-5	
Bromodichloromethane	**0.19 U**	ug/L	0.60	0.19	1		11/17/19 06:02	75-27-4	
Bromoform	**2.6 U**	ug/L	3.0	2.6	1		11/17/19 06:02	75-25-2	
Bromomethane	**4.0 U**	ug/L	5.0	4.0	1		11/17/19 06:02	74-83-9	J(L2), J(v2)
2-Butanone (MEK)	**5.0 U**	ug/L	10.0	5.0	1		11/17/19 06:02	78-93-3	

This report shall not be reproduced, except in full,
without the written consent of Pace Analytical Services, LLC.

Pace Analytical Services, LLC
8 East Tower Circle
Ormond Beach, FL 32174
(386)672-5668

ANALYTICAL RESULTS

Project: Lena Road Landfill
Pace Project No.: 35511217

Sample: GW-17 **Lab ID: 35510571002** Collected: 11/07/19 08:59 Received: 11/07/19 17:00 Matrix: Water

Parameters	Results	Units	PQL	MDL	DF	Prepared	Analyzed	CAS No.	Qual
8260 MSV	Analytical Method: EPA 8260								
Carbon disulfide	**0.45 U**	ug/L	10.0	0.45	1		11/17/19 06:02	75-15-0	
Carbon tetrachloride	**0.50 U**	ug/L	3.0	0.50	1		11/17/19 06:02	56-23-5	
Chlorobenzene	**0.50 U**	ug/L	1.0	0.50	1		11/17/19 06:02	108-90-7	
Chloroethane	**3.7 U**	ug/L	10.0	3.7	1		11/17/19 06:02	75-00-3	
Chloroform	**0.50 U**	ug/L	1.0	0.50	1		11/17/19 06:02	67-66-3	
Chloromethane	**0.97 U**	ug/L	1.0	0.97	1		11/17/19 06:02	74-87-3	
Dibromochloromethane	**0.45 U**	ug/L	2.0	0.45	1		11/17/19 06:02	124-48-1	
Dibromomethane	**0.68 U**	ug/L	2.0	0.68	1		11/17/19 06:02	74-95-3	
1,2-Dichlorobenzene	**0.50 U**	ug/L	1.0	0.50	1		11/17/19 06:02	95-50-1	
1,4-Dichlorobenzene	**0.50 U**	ug/L	1.0	0.50	1		11/17/19 06:02	106-46-7	
trans-1,4-Dichloro-2-butene	**2.5 U**	ug/L	10.0	2.5	1		11/17/19 06:02	110-57-6	J(v2)
1,1-Dichloroethane	**0.34 U**	ug/L	1.0	0.34	1		11/17/19 06:02	75-34-3	
1,2-Dichloroethane	**0.50 U**	ug/L	1.0	0.50	1		11/17/19 06:02	107-06-2	
1,1-Dichloroethene	**0.50 U**	ug/L	1.0	0.50	1		11/17/19 06:02	75-35-4	
cis-1,2-Dichloroethene	**0.50 U**	ug/L	1.0	0.50	1		11/17/19 06:02	156-59-2	
trans-1,2-Dichloroethene	**0.50 U**	ug/L	1.0	0.50	1		11/17/19 06:02	156-60-5	
1,2-Dichloropropane	**0.23 U**	ug/L	1.0	0.23	1		11/17/19 06:02	78-87-5	
cis-1,3-Dichloropropene	**0.17 U**	ug/L	0.50	0.17	1		11/17/19 06:02	10061-01-5	
trans-1,3-Dichloropropene	**0.17 U**	ug/L	0.50	0.17	1		11/17/19 06:02	10061-02-6	
Ethylbenzene	**0.50 U**	ug/L	1.0	0.50	1		11/17/19 06:02	100-41-4	
2-Hexanone	**0.85 U**	ug/L	10.0	0.85	1		11/17/19 06:02	591-78-6	
Iodomethane	**9.3 U**	ug/L	10.0	9.3	1		11/17/19 06:02	74-88-4	J(M1), J(v3)
Methylene Chloride	**2.0 U**	ug/L	5.0	2.0	1		11/17/19 06:02	75-09-2	
4-Methyl-2-pentanone (MIBK)	**0.32 U**	ug/L	10.0	0.32	1		11/17/19 06:02	108-10-1	
Styrene	**0.26 U**	ug/L	1.0	0.26	1		11/17/19 06:02	100-42-5	
1,1,1,2-Tetrachloroethane	**0.32 U**	ug/L	1.0	0.32	1		11/17/19 06:02	630-20-6	
1,1,2,2-Tetrachloroethane	**0.20 U**	ug/L	0.50	0.20	1		11/17/19 06:02	79-34-5	
Tetrachloroethene	**0.50 U**	ug/L	1.0	0.50	1		11/17/19 06:02	127-18-4	
Toluene	**0.50 U**	ug/L	1.0	0.50	1		11/17/19 06:02	108-88-3	
1,1,1-Trichloroethane	**0.30 U**	ug/L	1.0	0.30	1		11/17/19 06:02	71-55-6	
1,1,2-Trichloroethane	**0.30 U**	ug/L	1.0	0.30	1		11/17/19 06:02	79-00-5	
Trichloroethene	**0.50 U**	ug/L	1.0	0.50	1		11/17/19 06:02	79-01-6	
Trichlorofluoromethane	**0.35 U**	ug/L	1.0	0.35	1		11/17/19 06:02	75-69-4	
1,2,3-Trichloropropane	**1.1 U**	ug/L	2.0	1.1	1		11/17/19 06:02	96-18-4	
Vinyl acetate	**0.19 U**	ug/L	10.0	0.19	1		11/17/19 06:02	108-05-4	
Vinyl chloride	**0.50 U**	ug/L	1.0	0.50	1		11/17/19 06:02	75-01-4	
Xylene (Total)	**1.0 U**	ug/L	5.0	1.0	1		11/17/19 06:02	1330-20-7	
Surrogates									
4-Bromofluorobenzene (S)	93	%	70-130		1		11/17/19 06:02	460-00-4	
1,2-Dichloroethane-d4 (S)	103	%	70-130		1		11/17/19 06:02	17060-07-0	
Toluene-d8 (S)	100	%	70-130		1		11/17/19 06:02	2037-26-5	
2540C Total Dissolved Solids	Analytical Method: SM 2540C								
Total Dissolved Solids	**164**	mg/L	5.0	5.0	1		11/10/19 14:39		

This report shall not be reproduced, except in full,
without the written consent of Pace Analytical Services, LLC.

Pace Analytical Services, LLC
8 East Tower Circle
Ormond Beach, FL 32174
(386)672-5668

ANALYTICAL RESULTS

Project: Lena Road Landfill
Pace Project No.: 35511217

Sample: GW-17 **Lab ID: 35510571002** Collected: 11/07/19 08:59 Received: 11/07/19 17:00 Matrix: Water

Parameters	Results	Units	PQL	MDL	DF	Prepared	Analyzed	CAS No.	Qual
300.0 IC Anions 28 Days	Analytical Method: EPA 300.0								
Chloride	**4.3 I**	mg/L	5.0	2.5	1		11/15/19 01:51	16887-00-6	
350.1 Ammonia	Analytical Method: EPA 350.1								
Nitrogen, Ammonia	**0.83**	mg/L	0.050	0.035	1		11/18/19 13:21	7664-41-7	
353.2 Nitrogen, NO2/NO3 unpres	Analytical Method: EPA 353.2								
Nitrogen, Nitrate	**0.025 U**	mg/L	0.050	0.025	1		11/08/19 06:34	14797-55-8	

This report shall not be reproduced, except in full,
without the written consent of Pace Analytical Services, LLC.

Pace Analytical Services, LLC
8 East Tower Circle
Ormond Beach, FL 32174
(386)672-5668

ANALYTICAL RESULTS

Project: Lena Road Landfill
Pace Project No.: 35511217

Sample: GW-18 **Lab ID: 35510571003** Collected: 11/07/19 09:32 Received: 11/07/19 17:00 Matrix: Water

Parameters	Results	Units	PQL	MDL	DF	Prepared	Analyzed	CAS No.	Qual
Field Data	Analytical Method:								
Field pH	**6.09**	Std. Units			1		11/07/19 09:32		
Field Temperature	**26.3**	deg C			1		11/07/19 09:32		
Field Specific Conductance	**710**	umhos/cm			1		11/07/19 09:32		
Oxygen, Dissolved	**1.76**	mg/L			1		11/07/19 09:32	7782-44-7	
Turbidity	**6.45**	NTU			1		11/07/19 09:32		
8011 GCS EDB and DBCP	Analytical Method: EPA 8011 Preparation Method: EPA 8011								
1,2-Dibromo-3-chloropropane	**0.0068 U**	ug/L	0.021	0.0068	1	11/12/19 15:05	11/13/19 06:28	96-12-8	
1,2-Dibromoethane (EDB)	**0.0080 U**	ug/L	0.011	0.0080	1	11/12/19 15:05	11/13/19 06:28	106-93-4	
6010 MET ICP	Analytical Method: EPA 6010 Preparation Method: EPA 3010								
Barium	**33.6**	ug/L	10.0	0.84	1	11/08/19 06:24	11/08/19 17:59	7440-39-3	
Beryllium	**1.6 U**	ug/L	4.0	1.6	1	11/08/19 06:24	11/08/19 17:59	7440-41-7	
Cadmium	**0.33 U**	ug/L	1.0	0.33	1	11/08/19 06:24	11/08/19 17:59	7440-43-9	
Chromium	**2.7 I**	ug/L	5.0	1.7	1	11/08/19 06:24	11/08/19 17:59	7440-47-3	
Cobalt	**0.96 I**	ug/L	10.0	0.96	1	11/08/19 06:24	11/08/19 17:59	7440-48-4	
Copper	**4.7 I**	ug/L	5.0	2.6	1	11/08/19 06:24	11/08/19 17:59	7440-50-8	
Iron	**19300**	ug/L	40.0	9.2	1	11/08/19 06:24	11/08/19 17:59	7439-89-6	
Nickel	**2.1 U**	ug/L	5.0	2.1	1	11/08/19 06:24	11/08/19 17:59	7440-02-0	
Selenium	**8.5 U**	ug/L	15.0	8.5	1	11/08/19 06:24	11/08/19 17:59	7782-49-2	
Silver	**1.0 U**	ug/L	5.0	1.0	1	11/08/19 06:24	11/08/19 17:59	7440-22-4	
Sodium	**22.4**	mg/L	2.0	0.27	1	11/08/19 06:24	11/08/19 17:59	7440-23-5	
Vanadium	**12.6**	ug/L	10.0	1.0	1	11/08/19 06:24	11/08/19 17:59	7440-62-2	
Zinc	**11.0 U**	ug/L	20.0	11.0	1	11/08/19 06:24	11/08/19 17:59	7440-66-6	
6020 MET ICPMS	Analytical Method: EPA 6020 Preparation Method: EPA 3010								
Antimony	**0.50 U**	ug/L	1.0	0.50	1	11/08/19 06:24	11/08/19 12:25	7440-36-0	
Arsenic	**28.2**	ug/L	1.0	0.50	1	11/08/19 06:24	11/08/19 12:25	7440-38-2	
Lead	**0.50 U**	ug/L	1.0	0.50	1	11/08/19 06:24	11/08/19 12:25	7439-92-1	
Selenium	**1.8**	ug/L	1.0	0.50	1	11/08/19 06:24	11/08/19 12:25	7782-49-2	
Thallium	**0.11 U**	ug/L	1.0	0.11	1	11/08/19 06:24	11/08/19 12:25	7440-28-0	
7470 Mercury	Analytical Method: EPA 7470 Preparation Method: EPA 7470								
Mercury	**0.10 U**	ug/L	0.20	0.10	1	11/14/19 08:27	11/18/19 15:38	7439-97-6	
8260 MSV	Analytical Method: EPA 8260								
Acetone	**5.3 U**	ug/L	20.0	5.3	1		11/17/19 06:29	67-64-1	
Acrylonitrile	**3.7 U**	ug/L	10.0	3.7	1		11/17/19 06:29	107-13-1	
Benzene	**0.10 U**	ug/L	1.0	0.10	1		11/17/19 06:29	71-43-2	
Bromochloromethane	**0.37 U**	ug/L	1.0	0.37	1		11/17/19 06:29	74-97-5	
Bromodichloromethane	**0.19 U**	ug/L	0.60	0.19	1		11/17/19 06:29	75-27-4	
Bromoform	**2.6 U**	ug/L	3.0	2.6	1		11/17/19 06:29	75-25-2	
Bromomethane	**4.0 U**	ug/L	5.0	4.0	1		11/17/19 06:29	74-83-9	J(L2), J(v2)
2-Butanone (MEK)	**5.0 U**	ug/L	10.0	5.0	1		11/17/19 06:29	78-93-3	

This report shall not be reproduced, except in full,
without the written consent of Pace Analytical Services, LLC.

Pace Analytical Services, LLC
8 East Tower Circle
Ormond Beach, FL 32174
(386)672-5668

ANALYTICAL RESULTS

Project: Lena Road Landfill
Pace Project No.: 35511217

Sample: GW-18 **Lab ID: 35510571003** Collected: 11/07/19 09:32 Received: 11/07/19 17:00 Matrix: Water

Parameters	Results	Units	PQL	MDL	DF	Prepared	Analyzed	CAS No.	Qual
8260 MSV	Analytical Method: EPA 8260								
Carbon disulfide	**0.45 U**	ug/L	10.0	0.45	1		11/17/19 06:29	75-15-0	
Carbon tetrachloride	**0.50 U**	ug/L	3.0	0.50	1		11/17/19 06:29	56-23-5	
Chlorobenzene	**0.50 U**	ug/L	1.0	0.50	1		11/17/19 06:29	108-90-7	
Chloroethane	**3.7 U**	ug/L	10.0	3.7	1		11/17/19 06:29	75-00-3	
Chloroform	**0.50 U**	ug/L	1.0	0.50	1		11/17/19 06:29	67-66-3	
Chloromethane	**0.97 U**	ug/L	1.0	0.97	1		11/17/19 06:29	74-87-3	
Dibromochloromethane	**0.45 U**	ug/L	2.0	0.45	1		11/17/19 06:29	124-48-1	
Dibromomethane	**0.68 U**	ug/L	2.0	0.68	1		11/17/19 06:29	74-95-3	
1,2-Dichlorobenzene	**0.50 U**	ug/L	1.0	0.50	1		11/17/19 06:29	95-50-1	
1,4-Dichlorobenzene	**0.50 U**	ug/L	1.0	0.50	1		11/17/19 06:29	106-46-7	
trans-1,4-Dichloro-2-butene	**2.5 U**	ug/L	10.0	2.5	1		11/17/19 06:29	110-57-6	J(v2)
1,1-Dichloroethane	**0.34 U**	ug/L	1.0	0.34	1		11/17/19 06:29	75-34-3	
1,2-Dichloroethane	**0.50 U**	ug/L	1.0	0.50	1		11/17/19 06:29	107-06-2	
1,1-Dichloroethene	**0.50 U**	ug/L	1.0	0.50	1		11/17/19 06:29	75-35-4	
cis-1,2-Dichloroethene	**0.50 U**	ug/L	1.0	0.50	1		11/17/19 06:29	156-59-2	
trans-1,2-Dichloroethene	**0.50 U**	ug/L	1.0	0.50	1		11/17/19 06:29	156-60-5	
1,2-Dichloropropane	**0.23 U**	ug/L	1.0	0.23	1		11/17/19 06:29	78-87-5	
cis-1,3-Dichloropropene	**0.17 U**	ug/L	0.50	0.17	1		11/17/19 06:29	10061-01-5	
trans-1,3-Dichloropropene	**0.17 U**	ug/L	0.50	0.17	1		11/17/19 06:29	10061-02-6	
Ethylbenzene	**0.50 U**	ug/L	1.0	0.50	1		11/17/19 06:29	100-41-4	
2-Hexanone	**0.85 U**	ug/L	10.0	0.85	1		11/17/19 06:29	591-78-6	
Iodomethane	**9.3 U**	ug/L	10.0	9.3	1		11/17/19 06:29	74-88-4	J(v3)
Methylene Chloride	**2.0 U**	ug/L	5.0	2.0	1		11/17/19 06:29	75-09-2	
4-Methyl-2-pentanone (MIBK)	**0.32 U**	ug/L	10.0	0.32	1		11/17/19 06:29	108-10-1	
Styrene	**0.26 U**	ug/L	1.0	0.26	1		11/17/19 06:29	100-42-5	
1,1,1,2-Tetrachloroethane	**0.32 U**	ug/L	1.0	0.32	1		11/17/19 06:29	630-20-6	
1,1,2,2-Tetrachloroethane	**0.20 U**	ug/L	0.50	0.20	1		11/17/19 06:29	79-34-5	
Tetrachloroethene	**0.50 U**	ug/L	1.0	0.50	1		11/17/19 06:29	127-18-4	
Toluene	**0.50 U**	ug/L	1.0	0.50	1		11/17/19 06:29	108-88-3	
1,1,1-Trichloroethane	**0.30 U**	ug/L	1.0	0.30	1		11/17/19 06:29	71-55-6	
1,1,2-Trichloroethane	**0.30 U**	ug/L	1.0	0.30	1		11/17/19 06:29	79-00-5	
Trichloroethene	**0.50 U**	ug/L	1.0	0.50	1		11/17/19 06:29	79-01-6	
Trichlorofluoromethane	**0.35 U**	ug/L	1.0	0.35	1		11/17/19 06:29	75-69-4	
1,2,3-Trichloropropane	**1.1 U**	ug/L	2.0	1.1	1		11/17/19 06:29	96-18-4	
Vinyl acetate	**0.19 U**	ug/L	10.0	0.19	1		11/17/19 06:29	108-05-4	
Vinyl chloride	**0.50 U**	ug/L	1.0	0.50	1		11/17/19 06:29	75-01-4	
Xylene (Total)	**1.0 U**	ug/L	5.0	1.0	1		11/17/19 06:29	1330-20-7	
Surrogates									
4-Bromofluorobenzene (S)	93	%	70-130		1		11/17/19 06:29	460-00-4	
1,2-Dichloroethane-d4 (S)	104	%	70-130		1		11/17/19 06:29	17060-07-0	
Toluene-d8 (S)	101	%	70-130		1		11/17/19 06:29	2037-26-5	
2540C Total Dissolved Solids	Analytical Method: SM 2540C								
Total Dissolved Solids	**506**	mg/L	5.0	5.0	1		11/10/19 14:50		

This report shall not be reproduced, except in full,
without the written consent of Pace Analytical Services, LLC.

Pace Analytical Services, LLC
8 East Tower Circle
Ormond Beach, FL 32174
(386)672-5668

ANALYTICAL RESULTS

Project: Lena Road Landfill
Pace Project No.: 35511217

Sample: GW-18 **Lab ID: 35510571003** Collected: 11/07/19 09:32 Received: 11/07/19 17:00 Matrix: Water

Parameters	Results	Units	PQL	MDL	DF	Prepared	Analyzed	CAS No.	Qual
300.0 IC Anions 28 Days	Analytical Method: EPA 300.0								
Chloride	**29.9**	mg/L	10.0	5.0	2		11/15/19 02:13	16887-00-6	
350.1 Ammonia	Analytical Method: EPA 350.1								
Nitrogen, Ammonia	**1.3**	mg/L	0.050	0.035	1		11/18/19 13:28	7664-41-7	
353.2 Nitrogen, NO2/NO3 unpres	Analytical Method: EPA 353.2								
Nitrogen, Nitrate	**0.34**	mg/L	0.050	0.025	1		11/08/19 07:25	14797-55-8	

This report shall not be reproduced, except in full,
without the written consent of Pace Analytical Services, LLC.

Pace Analytical Services, LLC
8 East Tower Circle
Ormond Beach, FL 32174
(386)672-5668

ANALYTICAL RESULTS

Project: Lena Road Landfill
Pace Project No.: 35511217

Sample: GW-19 **Lab ID: 35510571004** Collected: 11/07/19 10:28 Received: 11/07/19 17:00 Matrix: Water

Parameters	Results	Units	PQL	MDL	DF	Prepared	Analyzed	CAS No.	Qual
Field Data	Analytical Method:								
Field pH	**6.08**	Std. Units			1		11/07/19 10:28		
Field Temperature	**28.3**	deg C			1		11/07/19 10:28		
Field Specific Conductance	**850**	umhos/cm			1		11/07/19 10:28		
Oxygen, Dissolved	**0.72**	mg/L			1		11/07/19 10:28	7782-44-7	
Turbidity	**3.89**	NTU			1		11/07/19 10:28		
8011 GCS EDB and DBCP	Analytical Method: EPA 8011 Preparation Method: EPA 8011								
1,2-Dibromo-3-chloropropane	**0.0066 U**	ug/L	0.021	0.0066	1	11/12/19 15:05	11/13/19 06:43	96-12-8	
1,2-Dibromoethane (EDB)	**0.0078 U**	ug/L	0.010	0.0078	1	11/12/19 15:05	11/13/19 06:43	106-93-4	
6010 MET ICP	Analytical Method: EPA 6010 Preparation Method: EPA 3010								
Barium	**13.0**	ug/L	10.0	0.84	1	11/08/19 06:24	11/08/19 18:02	7440-39-3	
Beryllium	**1.6 U**	ug/L	4.0	1.6	1	11/08/19 06:24	11/08/19 18:02	7440-41-7	
Cadmium	**0.33 U**	ug/L	1.0	0.33	1	11/08/19 06:24	11/08/19 18:02	7440-43-9	
Chromium	**1.7 U**	ug/L	5.0	1.7	1	11/08/19 06:24	11/08/19 18:02	7440-47-3	
Cobalt	**0.96 U**	ug/L	10.0	0.96	1	11/08/19 06:24	11/08/19 18:02	7440-48-4	
Copper	**2.6 U**	ug/L	5.0	2.6	1	11/08/19 06:24	11/08/19 18:02	7440-50-8	
Iron	**1200**	ug/L	40.0	9.2	1	11/08/19 06:24	11/08/19 18:02	7439-89-6	
Nickel	**2.1 U**	ug/L	5.0	2.1	1	11/08/19 06:24	11/08/19 18:02	7440-02-0	
Selenium	**8.5 U**	ug/L	15.0	8.5	1	11/08/19 06:24	11/08/19 18:02	7782-49-2	
Silver	**1.0 U**	ug/L	5.0	1.0	1	11/08/19 06:24	11/08/19 18:02	7440-22-4	
Sodium	**35.5**	mg/L	2.0	0.27	1	11/08/19 06:24	11/08/19 18:02	7440-23-5	
Vanadium	**2.8 I**	ug/L	10.0	1.0	1	11/08/19 06:24	11/08/19 18:02	7440-62-2	
Zinc	**11.0 U**	ug/L	20.0	11.0	1	11/08/19 06:24	11/08/19 18:02	7440-66-6	
6020 MET ICPMS	Analytical Method: EPA 6020 Preparation Method: EPA 3010								
Antimony	**0.50 U**	ug/L	1.0	0.50	1	11/08/19 06:24	11/08/19 12:28	7440-36-0	
Arsenic	**5.0**	ug/L	1.0	0.50	1	11/08/19 06:24	11/08/19 12:28	7440-38-2	
Lead	**0.50 U**	ug/L	1.0	0.50	1	11/08/19 06:24	11/08/19 12:28	7439-92-1	
Selenium	**0.58 I**	ug/L	1.0	0.50	1	11/08/19 06:24	11/08/19 12:28	7782-49-2	
Thallium	**0.11 U**	ug/L	1.0	0.11	1	11/08/19 06:24	11/08/19 12:28	7440-28-0	
7470 Mercury	Analytical Method: EPA 7470 Preparation Method: EPA 7470								
Mercury	**0.10 U**	ug/L	0.20	0.10	1	11/14/19 08:27	11/18/19 15:41	7439-97-6	
8260 MSV	Analytical Method: EPA 8260								
Acetone	**5.3 U**	ug/L	20.0	5.3	1		11/17/19 06:55	67-64-1	
Acrylonitrile	**3.7 U**	ug/L	10.0	3.7	1		11/17/19 06:55	107-13-1	
Benzene	**0.10 U**	ug/L	1.0	0.10	1		11/17/19 06:55	71-43-2	
Bromochloromethane	**0.37 U**	ug/L	1.0	0.37	1		11/17/19 06:55	74-97-5	
Bromodichloromethane	**0.19 U**	ug/L	0.60	0.19	1		11/17/19 06:55	75-27-4	
Bromoform	**2.6 U**	ug/L	3.0	2.6	1		11/17/19 06:55	75-25-2	
Bromomethane	**4.0 U**	ug/L	5.0	4.0	1		11/17/19 06:55	74-83-9	J(L2), J(v2)
2-Butanone (MEK)	**5.0 U**	ug/L	10.0	5.0	1		11/17/19 06:55	78-93-3	

This report shall not be reproduced, except in full,
without the written consent of Pace Analytical Services, LLC.

Pace Analytical Services, LLC
8 East Tower Circle
Ormond Beach, FL 32174
(386)672-5668

ANALYTICAL RESULTS

Project: Lena Road Landfill
Pace Project No.: 35511217

Sample: GW-19 **Lab ID: 35510571004** Collected: 11/07/19 10:28 Received: 11/07/19 17:00 Matrix: Water

Parameters	Results	Units	PQL	MDL	DF	Prepared	Analyzed	CAS No.	Qual
8260 MSV	Analytical Method: EPA 8260								
Carbon disulfide	**0.45 U**	ug/L	10.0	0.45	1		11/17/19 06:55	75-15-0	
Carbon tetrachloride	**0.50 U**	ug/L	3.0	0.50	1		11/17/19 06:55	56-23-5	
Chlorobenzene	**0.50 U**	ug/L	1.0	0.50	1		11/17/19 06:55	108-90-7	
Chloroethane	**3.7 U**	ug/L	10.0	3.7	1		11/17/19 06:55	75-00-3	
Chloroform	**0.50 U**	ug/L	1.0	0.50	1		11/17/19 06:55	67-66-3	
Chloromethane	**0.97 U**	ug/L	1.0	0.97	1		11/17/19 06:55	74-87-3	
Dibromochloromethane	**0.45 U**	ug/L	2.0	0.45	1		11/17/19 06:55	124-48-1	
Dibromomethane	**0.68 U**	ug/L	2.0	0.68	1		11/17/19 06:55	74-95-3	
1,2-Dichlorobenzene	**0.50 U**	ug/L	1.0	0.50	1		11/17/19 06:55	95-50-1	
1,4-Dichlorobenzene	**0.50 U**	ug/L	1.0	0.50	1		11/17/19 06:55	106-46-7	
trans-1,4-Dichloro-2-butene	**2.5 U**	ug/L	10.0	2.5	1		11/17/19 06:55	110-57-6	J(v2)
1,1-Dichloroethane	**0.34 U**	ug/L	1.0	0.34	1		11/17/19 06:55	75-34-3	
1,2-Dichloroethane	**0.50 U**	ug/L	1.0	0.50	1		11/17/19 06:55	107-06-2	
1,1-Dichloroethene	**0.50 U**	ug/L	1.0	0.50	1		11/17/19 06:55	75-35-4	
cis-1,2-Dichloroethene	**0.50 U**	ug/L	1.0	0.50	1		11/17/19 06:55	156-59-2	
trans-1,2-Dichloroethene	**0.50 U**	ug/L	1.0	0.50	1		11/17/19 06:55	156-60-5	
1,2-Dichloropropane	**0.23 U**	ug/L	1.0	0.23	1		11/17/19 06:55	78-87-5	
cis-1,3-Dichloropropene	**0.17 U**	ug/L	0.50	0.17	1		11/17/19 06:55	10061-01-5	
trans-1,3-Dichloropropene	**0.17 U**	ug/L	0.50	0.17	1		11/17/19 06:55	10061-02-6	
Ethylbenzene	**0.50 U**	ug/L	1.0	0.50	1		11/17/19 06:55	100-41-4	
2-Hexanone	**0.85 U**	ug/L	10.0	0.85	1		11/17/19 06:55	591-78-6	
Iodomethane	**9.3 U**	ug/L	10.0	9.3	1		11/17/19 06:55	74-88-4	J(v2)
Methylene Chloride	**2.0 U**	ug/L	5.0	2.0	1		11/17/19 06:55	75-09-2	
4-Methyl-2-pentanone (MIBK)	**0.32 U**	ug/L	10.0	0.32	1		11/17/19 06:55	108-10-1	
Styrene	**0.26 U**	ug/L	1.0	0.26	1		11/17/19 06:55	100-42-5	
1,1,1,2-Tetrachloroethane	**0.32 U**	ug/L	1.0	0.32	1		11/17/19 06:55	630-20-6	
1,1,2,2-Tetrachloroethane	**0.20 U**	ug/L	0.50	0.20	1		11/17/19 06:55	79-34-5	
Tetrachloroethene	**0.50 U**	ug/L	1.0	0.50	1		11/17/19 06:55	127-18-4	
Toluene	**0.50 U**	ug/L	1.0	0.50	1		11/17/19 06:55	108-88-3	
1,1,1-Trichloroethane	**0.30 U**	ug/L	1.0	0.30	1		11/17/19 06:55	71-55-6	
1,1,2-Trichloroethane	**0.30 U**	ug/L	1.0	0.30	1		11/17/19 06:55	79-00-5	
Trichloroethene	**0.50 U**	ug/L	1.0	0.50	1		11/17/19 06:55	79-01-6	
Trichlorofluoromethane	**0.35 U**	ug/L	1.0	0.35	1		11/17/19 06:55	75-69-4	
1,2,3-Trichloropropane	**1.1 U**	ug/L	2.0	1.1	1		11/17/19 06:55	96-18-4	
Vinyl acetate	**0.19 U**	ug/L	10.0	0.19	1		11/17/19 06:55	108-05-4	
Vinyl chloride	**0.50 U**	ug/L	1.0	0.50	1		11/17/19 06:55	75-01-4	
Xylene (Total)	**1.0 U**	ug/L	5.0	1.0	1		11/17/19 06:55	1330-20-7	
Surrogates									
4-Bromofluorobenzene (S)	93	%	70-130		1		11/17/19 06:55	460-00-4	
1,2-Dichloroethane-d4 (S)	105	%	70-130		1		11/17/19 06:55	17060-07-0	
Toluene-d8 (S)	100	%	70-130		1		11/17/19 06:55	2037-26-5	
2540C Total Dissolved Solids	Analytical Method: SM 2540C								
Total Dissolved Solids	**581**	mg/L	5.0	5.0	1		11/10/19 14:55		

This report shall not be reproduced, except in full,
without the written consent of Pace Analytical Services, LLC.

Pace Analytical Services, LLC
8 East Tower Circle
Ormond Beach, FL 32174
(386)672-5668

ANALYTICAL RESULTS

Project: Lena Road Landfill
Pace Project No.: 35511217

Sample: GW-19 **Lab ID: 35510571004** Collected: 11/07/19 10:28 Received: 11/07/19 17:00 Matrix: Water

Parameters	Results	Units	PQL	MDL	DF	Prepared	Analyzed	CAS No.	Qual
300.0 IC Anions 28 Days	Analytical Method: EPA 300.0								
Chloride	**64.7**	mg/L	10.0	5.0	2		11/15/19 02:35	16887-00-6	
350.1 Ammonia	Analytical Method: EPA 350.1								
Nitrogen, Ammonia	**0.71**	mg/L	0.050	0.035	1		11/18/19 13:29	7664-41-7	
353.2 Nitrogen, NO2/NO3 unpres	Analytical Method: EPA 353.2								
Nitrogen, Nitrate	**0.025 U**	mg/L	0.050	0.025	1		11/08/19 07:28	14797-55-8	

This report shall not be reproduced, except in full,
without the written consent of Pace Analytical Services, LLC.

Pace Analytical Services, LLC
8 East Tower Circle
Ormond Beach, FL 32174
(386)672-5668

ANALYTICAL RESULTS

Project: Lena Road Landfill
Pace Project No.: 35511217

Sample: GW-20 **Lab ID: 35510571005** Collected: 11/07/19 11:20 Received: 11/07/19 17:00 Matrix: Water

Parameters	Results	Units	PQL	MDL	DF	Prepared	Analyzed	CAS No.	Qual
Field Data	Analytical Method:								
Field pH	**6.19**	Std. Units			1		11/07/19 11:20		
Field Temperature	**29.7**	deg C			1		11/07/19 11:20		
Field Specific Conductance	**672**	umhos/cm			1		11/07/19 11:20		
Oxygen, Dissolved	**0.56**	mg/L			1		11/07/19 11:20	7782-44-7	
Turbidity	**7.50**	NTU			1		11/07/19 11:20		
8011 GCS EDB and DBCP	Analytical Method: EPA 8011 Preparation Method: EPA 8011								
1,2-Dibromo-3-chloropropane	**0.0067 U**	ug/L	0.021	0.0067	1	11/12/19 15:05	11/13/19 06:58	96-12-8	
1,2-Dibromoethane (EDB)	**0.0078 U**	ug/L	0.010	0.0078	1	11/12/19 15:05	11/13/19 06:58	106-93-4	
6010 MET ICP	Analytical Method: EPA 6010 Preparation Method: EPA 3010								
Barium	**18.8**	ug/L	10.0	0.84	1	11/08/19 06:24	11/08/19 18:16	7440-39-3	
Beryllium	**1.6 U**	ug/L	4.0	1.6	1	11/08/19 06:24	11/08/19 18:16	7440-41-7	
Cadmium	**0.33 U**	ug/L	1.0	0.33	1	11/08/19 06:24	11/08/19 18:16	7440-43-9	
Chromium	**2.6 I**	ug/L	5.0	1.7	1	11/08/19 06:24	11/08/19 18:16	7440-47-3	
Cobalt	**0.96 U**	ug/L	10.0	0.96	1	11/08/19 06:24	11/08/19 18:16	7440-48-4	
Copper	**2.6 U**	ug/L	5.0	2.6	1	11/08/19 06:24	11/08/19 18:16	7440-50-8	
Iron	**1810**	ug/L	40.0	9.2	1	11/08/19 06:24	11/08/19 18:16	7439-89-6	
Nickel	**2.1 U**	ug/L	5.0	2.1	1	11/08/19 06:24	11/08/19 18:16	7440-02-0	
Selenium	**8.5 U**	ug/L	15.0	8.5	1	11/08/19 06:24	11/08/19 18:16	7782-49-2	
Silver	**1.0 U**	ug/L	5.0	1.0	1	11/08/19 06:24	11/08/19 18:16	7440-22-4	
Sodium	**10.9**	mg/L	2.0	0.27	1	11/08/19 06:24	11/08/19 18:16	7440-23-5	
Vanadium	**5.7 I**	ug/L	10.0	1.0	1	11/08/19 06:24	11/08/19 18:16	7440-62-2	
Zinc	**11.0 U**	ug/L	20.0	11.0	1	11/08/19 06:24	11/08/19 18:16	7440-66-6	
6020 MET ICPMS	Analytical Method: EPA 6020 Preparation Method: EPA 3010								
Antimony	**0.50 U**	ug/L	1.0	0.50	1	11/08/19 06:24	11/08/19 12:30	7440-36-0	
Arsenic	**14.7**	ug/L	1.0	0.50	1	11/08/19 06:24	11/08/19 12:30	7440-38-2	
Lead	**0.50 U**	ug/L	1.0	0.50	1	11/08/19 06:24	11/08/19 12:30	7439-92-1	
Selenium	**1.1**	ug/L	1.0	0.50	1	11/08/19 06:24	11/08/19 12:30	7782-49-2	
Thallium	**0.11 U**	ug/L	1.0	0.11	1	11/08/19 06:24	11/08/19 12:30	7440-28-0	
7470 Mercury	Analytical Method: EPA 7470 Preparation Method: EPA 7470								
Mercury	**0.10 U**	ug/L	0.20	0.10	1	11/14/19 08:27	11/18/19 15:43	7439-97-6	
8260 MSV	Analytical Method: EPA 8260								
Acetone	**5.3 U**	ug/L	20.0	5.3	1		11/17/19 07:22	67-64-1	
Acrylonitrile	**3.7 U**	ug/L	10.0	3.7	1		11/17/19 07:22	107-13-1	
Benzene	**0.10 U**	ug/L	1.0	0.10	1		11/17/19 07:22	71-43-2	
Bromochloromethane	**0.37 U**	ug/L	1.0	0.37	1		11/17/19 07:22	74-97-5	
Bromodichloromethane	**0.19 U**	ug/L	0.60	0.19	1		11/17/19 07:22	75-27-4	
Bromoform	**2.6 U**	ug/L	3.0	2.6	1		11/17/19 07:22	75-25-2	
Bromomethane	**4.0 U**	ug/L	5.0	4.0	1		11/17/19 07:22	74-83-9	J(L2), J(v2)
2-Butanone (MEK)	**5.0 U**	ug/L	10.0	5.0	1		11/17/19 07:22	78-93-3	

This report shall not be reproduced, except in full,
without the written consent of Pace Analytical Services, LLC.

Pace Analytical Services, LLC
8 East Tower Circle
Ormond Beach, FL 32174
(386)672-5668

ANALYTICAL RESULTS

Project: Lena Road Landfill
Pace Project No.: 35511217

Sample: GW-20 **Lab ID: 35510571005** Collected: 11/07/19 11:20 Received: 11/07/19 17:00 Matrix: Water

Parameters	Results	Units	PQL	MDL	DF	Prepared	Analyzed	CAS No.	Qual
8260 MSV	Analytical Method: EPA 8260								
Carbon disulfide	**0.45 U**	ug/L	10.0	0.45	1		11/17/19 07:22	75-15-0	
Carbon tetrachloride	**0.50 U**	ug/L	3.0	0.50	1		11/17/19 07:22	56-23-5	
Chlorobenzene	**0.50 U**	ug/L	1.0	0.50	1		11/17/19 07:22	108-90-7	
Chloroethane	**3.7 U**	ug/L	10.0	3.7	1		11/17/19 07:22	75-00-3	
Chloroform	**0.50 U**	ug/L	1.0	0.50	1		11/17/19 07:22	67-66-3	
Chloromethane	**0.97 U**	ug/L	1.0	0.97	1		11/17/19 07:22	74-87-3	
Dibromochloromethane	**0.45 U**	ug/L	2.0	0.45	1		11/17/19 07:22	124-48-1	
Dibromomethane	**0.68 U**	ug/L	2.0	0.68	1		11/17/19 07:22	74-95-3	
1,2-Dichlorobenzene	**0.50 U**	ug/L	1.0	0.50	1		11/17/19 07:22	95-50-1	
1,4-Dichlorobenzene	**0.50 U**	ug/L	1.0	0.50	1		11/17/19 07:22	106-46-7	
trans-1,4-Dichloro-2-butene	**2.5 U**	ug/L	10.0	2.5	1		11/17/19 07:22	110-57-6	J(v2)
1,1-Dichloroethane	**0.34 U**	ug/L	1.0	0.34	1		11/17/19 07:22	75-34-3	
1,2-Dichloroethane	**0.50 U**	ug/L	1.0	0.50	1		11/17/19 07:22	107-06-2	
1,1-Dichloroethene	**0.50 U**	ug/L	1.0	0.50	1		11/17/19 07:22	75-35-4	
cis-1,2-Dichloroethene	**0.50 U**	ug/L	1.0	0.50	1		11/17/19 07:22	156-59-2	
trans-1,2-Dichloroethene	**0.50 U**	ug/L	1.0	0.50	1		11/17/19 07:22	156-60-5	
1,2-Dichloropropane	**0.23 U**	ug/L	1.0	0.23	1		11/17/19 07:22	78-87-5	
cis-1,3-Dichloropropene	**0.17 U**	ug/L	0.50	0.17	1		11/17/19 07:22	10061-01-5	
trans-1,3-Dichloropropene	**0.17 U**	ug/L	0.50	0.17	1		11/17/19 07:22	10061-02-6	
Ethylbenzene	**0.50 U**	ug/L	1.0	0.50	1		11/17/19 07:22	100-41-4	
2-Hexanone	**0.85 U**	ug/L	10.0	0.85	1		11/17/19 07:22	591-78-6	
Iodomethane	**9.3 U**	ug/L	10.0	9.3	1		11/17/19 07:22	74-88-4	J(v3)
Methylene Chloride	**2.0 U**	ug/L	5.0	2.0	1		11/17/19 07:22	75-09-2	
4-Methyl-2-pentanone (MIBK)	**0.32 U**	ug/L	10.0	0.32	1		11/17/19 07:22	108-10-1	
Styrene	**0.26 U**	ug/L	1.0	0.26	1		11/17/19 07:22	100-42-5	
1,1,1,2-Tetrachloroethane	**0.32 U**	ug/L	1.0	0.32	1		11/17/19 07:22	630-20-6	
1,1,2,2-Tetrachloroethane	**0.20 U**	ug/L	0.50	0.20	1		11/17/19 07:22	79-34-5	
Tetrachloroethene	**0.50 U**	ug/L	1.0	0.50	1		11/17/19 07:22	127-18-4	
Toluene	**0.50 U**	ug/L	1.0	0.50	1		11/17/19 07:22	108-88-3	
1,1,1-Trichloroethane	**0.30 U**	ug/L	1.0	0.30	1		11/17/19 07:22	71-55-6	
1,1,2-Trichloroethane	**0.30 U**	ug/L	1.0	0.30	1		11/17/19 07:22	79-00-5	
Trichloroethene	**0.50 U**	ug/L	1.0	0.50	1		11/17/19 07:22	79-01-6	
Trichlorofluoromethane	**0.35 U**	ug/L	1.0	0.35	1		11/17/19 07:22	75-69-4	
1,2,3-Trichloropropane	**1.1 U**	ug/L	2.0	1.1	1		11/17/19 07:22	96-18-4	
Vinyl acetate	**0.19 U**	ug/L	10.0	0.19	1		11/17/19 07:22	108-05-4	
Vinyl chloride	**0.50 U**	ug/L	1.0	0.50	1		11/17/19 07:22	75-01-4	
Xylene (Total)	**1.0 U**	ug/L	5.0	1.0	1		11/17/19 07:22	1330-20-7	
Surrogates									
4-Bromofluorobenzene (S)	94	%	70-130		1		11/17/19 07:22	460-00-4	
1,2-Dichloroethane-d4 (S)	104	%	70-130		1		11/17/19 07:22	17060-07-0	
Toluene-d8 (S)	100	%	70-130		1		11/17/19 07:22	2037-26-5	
2540C Total Dissolved Solids	Analytical Method: SM 2540C								
Total Dissolved Solids	**411**	mg/L	5.0	5.0	1		11/10/19 12:57		J(D6)

This report shall not be reproduced, except in full,
without the written consent of Pace Analytical Services, LLC.

Pace Analytical Services, LLC
8 East Tower Circle
Ormond Beach, FL 32174
(386)672-5668

ANALYTICAL RESULTS

Project: Lena Road Landfill
Pace Project No.: 35511217

Sample: GW-20 **Lab ID: 35510571005** Collected: 11/07/19 11:20 Received: 11/07/19 17:00 Matrix: Water

Parameters	Results	Units	PQL	MDL	DF	Prepared	Analyzed	CAS No.	Qual
300.0 IC Anions 28 Days	Analytical Method: EPA 300.0								
Chloride	**17.9**	mg/L	10.0	5.0	2		11/15/19 02:57	16887-00-6	
350.1 Ammonia	Analytical Method: EPA 350.1								
Nitrogen, Ammonia	**0.99**	mg/L	0.050	0.035	1		11/18/19 13:37	7664-41-7	
353.2 Nitrogen, NO2/NO3 unpres	Analytical Method: EPA 353.2								
Nitrogen, Nitrate	**0.036 I**	mg/L	0.050	0.025	1		11/08/19 07:31	14797-55-8	

This report shall not be reproduced, except in full,
without the written consent of Pace Analytical Services, LLC.

Pace Analytical Services, LLC
8 East Tower Circle
Ormond Beach, FL 32174
(386)672-5668

ANALYTICAL RESULTS

Project: Lena Road Landfill
Pace Project No.: 35511217

Sample: GW-21 **Lab ID: 35510571006** Collected: 11/07/19 12:05 Received: 11/07/19 17:00 Matrix: Water

Parameters	Results	Units	PQL	MDL	DF	Prepared	Analyzed	CAS No.	Qual
Field Data	Analytical Method:								
Field pH	**6.21**	Std. Units			1		11/07/19 12:05		
Field Temperature	**29.1**	deg C			1		11/07/19 12:05		
Field Specific Conductance	**288.5**	umhos/cm			1		11/07/19 12:05		
Oxygen, Dissolved	**0.84**	mg/L			1		11/07/19 12:05	7782-44-7	
Turbidity	**6.71**	NTU			1		11/07/19 12:05		
8011 GCS EDB and DBCP	Analytical Method: EPA 8011 Preparation Method: EPA 8011								
1,2-Dibromo-3-chloropropane	**0.0067 U**	ug/L	0.021	0.0067	1	11/12/19 15:05	11/13/19 07:14	96-12-8	
1,2-Dibromoethane (EDB)	**0.0078 U**	ug/L	0.010	0.0078	1	11/12/19 15:05	11/13/19 07:14	106-93-4	
6010 MET ICP	Analytical Method: EPA 6010 Preparation Method: EPA 3010								
Barium	**15.7**	ug/L	10.0	0.84	1	11/08/19 06:24	11/08/19 18:19	7440-39-3	
Beryllium	**1.6 U**	ug/L	4.0	1.6	1	11/08/19 06:24	11/08/19 18:19	7440-41-7	
Cadmium	**0.33 U**	ug/L	1.0	0.33	1	11/08/19 06:24	11/08/19 18:19	7440-43-9	
Chromium	**2.8 I**	ug/L	5.0	1.7	1	11/08/19 06:24	11/08/19 18:19	7440-47-3	
Cobalt	**0.96 U**	ug/L	10.0	0.96	1	11/08/19 06:24	11/08/19 18:19	7440-48-4	
Copper	**2.6 U**	ug/L	5.0	2.6	1	11/08/19 06:24	11/08/19 18:19	7440-50-8	
Iron	**1200**	ug/L	40.0	9.2	1	11/08/19 06:24	11/08/19 18:19	7439-89-6	
Nickel	**2.1 U**	ug/L	5.0	2.1	1	11/08/19 06:24	11/08/19 18:19	7440-02-0	
Selenium	**8.5 U**	ug/L	15.0	8.5	1	11/08/19 06:24	11/08/19 18:19	7782-49-2	
Silver	**1.0 U**	ug/L	5.0	1.0	1	11/08/19 06:24	11/08/19 18:19	7440-22-4	
Sodium	**6.0**	mg/L	2.0	0.27	1	11/08/19 06:24	11/08/19 18:19	7440-23-5	
Vanadium	**4.0 I**	ug/L	10.0	1.0	1	11/08/19 06:24	11/08/19 18:19	7440-62-2	
Zinc	**11.0 U**	ug/L	20.0	11.0	1	11/08/19 06:24	11/08/19 18:19	7440-66-6	
6020 MET ICPMS	Analytical Method: EPA 6020 Preparation Method: EPA 3010								
Antimony	**0.50 U**	ug/L	1.0	0.50	1	11/08/19 06:24	11/08/19 12:32	7440-36-0	
Arsenic	**7.6**	ug/L	1.0	0.50	1	11/08/19 06:24	11/08/19 12:32	7440-38-2	
Lead	**0.50 U**	ug/L	1.0	0.50	1	11/08/19 06:24	11/08/19 12:32	7439-92-1	
Selenium	**0.83 I**	ug/L	1.0	0.50	1	11/08/19 06:24	11/08/19 12:32	7782-49-2	
Thallium	**0.11 U**	ug/L	1.0	0.11	1	11/08/19 06:24	11/08/19 12:32	7440-28-0	
7470 Mercury	Analytical Method: EPA 7470 Preparation Method: EPA 7470								
Mercury	**0.10 U**	ug/L	0.20	0.10	1	11/14/19 08:27	11/18/19 15:45	7439-97-6	
8260 MSV	Analytical Method: EPA 8260								
Acetone	**5.3 U**	ug/L	20.0	5.3	1		11/17/19 07:48	67-64-1	
Acrylonitrile	**3.7 U**	ug/L	10.0	3.7	1		11/17/19 07:48	107-13-1	
Benzene	**0.10 U**	ug/L	1.0	0.10	1		11/17/19 07:48	71-43-2	
Bromochloromethane	**0.37 U**	ug/L	1.0	0.37	1		11/17/19 07:48	74-97-5	
Bromodichloromethane	**0.19 U**	ug/L	0.60	0.19	1		11/17/19 07:48	75-27-4	
Bromoform	**2.6 U**	ug/L	3.0	2.6	1		11/17/19 07:48	75-25-2	
Bromomethane	**4.0 U**	ug/L	5.0	4.0	1		11/17/19 07:48	74-83-9	J(L2), J(v2)
2-Butanone (MEK)	**5.0 U**	ug/L	10.0	5.0	1		11/17/19 07:48	78-93-3	

This report shall not be reproduced, except in full,
without the written consent of Pace Analytical Services, LLC.

Pace Analytical Services, LLC
8 East Tower Circle
Ormond Beach, FL 32174
(386)672-5668

ANALYTICAL RESULTS

Project: Lena Road Landfill
Pace Project No.: 35511217

Sample: GW-21 **Lab ID: 35510571006** Collected: 11/07/19 12:05 Received: 11/07/19 17:00 Matrix: Water

Parameters	Results	Units	PQL	MDL	DF	Prepared	Analyzed	CAS No.	Qual
8260 MSV	Analytical Method: EPA 8260								
Carbon disulfide	**0.45 U**	ug/L	10.0	0.45	1		11/17/19 07:48	75-15-0	
Carbon tetrachloride	**0.50 U**	ug/L	3.0	0.50	1		11/17/19 07:48	56-23-5	
Chlorobenzene	**0.50 U**	ug/L	1.0	0.50	1		11/17/19 07:48	108-90-7	
Chloroethane	**3.7 U**	ug/L	10.0	3.7	1		11/17/19 07:48	75-00-3	
Chloroform	**0.50 U**	ug/L	1.0	0.50	1		11/17/19 07:48	67-66-3	
Chloromethane	**0.97 U**	ug/L	1.0	0.97	1		11/17/19 07:48	74-87-3	
Dibromochloromethane	**0.45 U**	ug/L	2.0	0.45	1		11/17/19 07:48	124-48-1	
Dibromomethane	**0.68 U**	ug/L	2.0	0.68	1		11/17/19 07:48	74-95-3	
1,2-Dichlorobenzene	**0.50 U**	ug/L	1.0	0.50	1		11/17/19 07:48	95-50-1	
1,4-Dichlorobenzene	**0.50 U**	ug/L	1.0	0.50	1		11/17/19 07:48	106-46-7	
trans-1,4-Dichloro-2-butene	**2.5 U**	ug/L	10.0	2.5	1		11/17/19 07:48	110-57-6	J(v2)
1,1-Dichloroethane	**0.34 U**	ug/L	1.0	0.34	1		11/17/19 07:48	75-34-3	
1,2-Dichloroethane	**0.50 U**	ug/L	1.0	0.50	1		11/17/19 07:48	107-06-2	
1,1-Dichloroethene	**0.50 U**	ug/L	1.0	0.50	1		11/17/19 07:48	75-35-4	
cis-1,2-Dichloroethene	**0.50 U**	ug/L	1.0	0.50	1		11/17/19 07:48	156-59-2	
trans-1,2-Dichloroethene	**0.50 U**	ug/L	1.0	0.50	1		11/17/19 07:48	156-60-5	
1,2-Dichloropropane	**0.23 U**	ug/L	1.0	0.23	1		11/17/19 07:48	78-87-5	
cis-1,3-Dichloropropene	**0.17 U**	ug/L	0.50	0.17	1		11/17/19 07:48	10061-01-5	
trans-1,3-Dichloropropene	**0.17 U**	ug/L	0.50	0.17	1		11/17/19 07:48	10061-02-6	
Ethylbenzene	**0.50 U**	ug/L	1.0	0.50	1		11/17/19 07:48	100-41-4	
2-Hexanone	**0.85 U**	ug/L	10.0	0.85	1		11/17/19 07:48	591-78-6	
Iodomethane	**9.3 U**	ug/L	10.0	9.3	1		11/17/19 07:48	74-88-4	J(v3)
Methylene Chloride	**2.0 U**	ug/L	5.0	2.0	1		11/17/19 07:48	75-09-2	
4-Methyl-2-pentanone (MIBK)	**0.32 U**	ug/L	10.0	0.32	1		11/17/19 07:48	108-10-1	
Styrene	**0.26 U**	ug/L	1.0	0.26	1		11/17/19 07:48	100-42-5	
1,1,1,2-Tetrachloroethane	**0.32 U**	ug/L	1.0	0.32	1		11/17/19 07:48	630-20-6	
1,1,2,2-Tetrachloroethane	**0.20 U**	ug/L	0.50	0.20	1		11/17/19 07:48	79-34-5	
Tetrachloroethene	**0.50 U**	ug/L	1.0	0.50	1		11/17/19 07:48	127-18-4	
Toluene	**0.50 U**	ug/L	1.0	0.50	1		11/17/19 07:48	108-88-3	
1,1,1-Trichloroethane	**0.30 U**	ug/L	1.0	0.30	1		11/17/19 07:48	71-55-6	
1,1,2-Trichloroethane	**0.30 U**	ug/L	1.0	0.30	1		11/17/19 07:48	79-00-5	
Trichloroethene	**0.50 U**	ug/L	1.0	0.50	1		11/17/19 07:48	79-01-6	
Trichlorofluoromethane	**0.35 U**	ug/L	1.0	0.35	1		11/17/19 07:48	75-69-4	
1,2,3-Trichloropropane	**1.1 U**	ug/L	2.0	1.1	1		11/17/19 07:48	96-18-4	
Vinyl acetate	**0.19 U**	ug/L	10.0	0.19	1		11/17/19 07:48	108-05-4	
Vinyl chloride	**0.50 U**	ug/L	1.0	0.50	1		11/17/19 07:48	75-01-4	
Xylene (Total)	**1.0 U**	ug/L	5.0	1.0	1		11/17/19 07:48	1330-20-7	
Surrogates									
4-Bromofluorobenzene (S)	92	%	70-130		1		11/17/19 07:48	460-00-4	
1,2-Dichloroethane-d4 (S)	105	%	70-130		1		11/17/19 07:48	17060-07-0	
Toluene-d8 (S)	99	%	70-130		1		11/17/19 07:48	2037-26-5	
2540C Total Dissolved Solids	Analytical Method: SM 2540C								
Total Dissolved Solids	**183**	mg/L	5.0	5.0	1		11/12/19 14:58		

This report shall not be reproduced, except in full,
without the written consent of Pace Analytical Services, LLC.

Pace Analytical Services, LLC
8 East Tower Circle
Ormond Beach, FL 32174
(386)672-5668

ANALYTICAL RESULTS

Project: Lena Road Landfill
Pace Project No.: 35511217

Sample: GW-21 **Lab ID: 35510571006** Collected: 11/07/19 12:05 Received: 11/07/19 17:00 Matrix: Water

Parameters	Results	Units	PQL	MDL	DF	Prepared	Analyzed	CAS No.	Qual
300.0 IC Anions 28 Days	Analytical Method: EPA 300.0								
Chloride	**11.9**	mg/L	5.0	2.5	1		11/15/19 03:19	16887-00-6	
350.1 Ammonia	Analytical Method: EPA 350.1								
Nitrogen, Ammonia	**0.40**	mg/L	0.050	0.035	1		11/18/19 13:42	7664-41-7	
353.2 Nitrogen, NO2/NO3 unpres	Analytical Method: EPA 353.2								
Nitrogen, Nitrate	**0.23**	mg/L	0.050	0.025	1		11/08/19 16:56	14797-55-8	

This report shall not be reproduced, except in full,
without the written consent of Pace Analytical Services, LLC.

Pace Analytical Services, LLC
8 East Tower Circle
Ormond Beach, FL 32174
(386)672-5668

ANALYTICAL RESULTS

Project: Lena Road Landfill
Pace Project No.: 35511217

Sample: GW-22 **Lab ID: 35510571007** Collected: 11/07/19 12:57 Received: 11/07/19 17:00 Matrix: Water

Parameters	Results	Units	PQL	MDL	DF	Prepared	Analyzed	CAS No.	Qual
Field Data	Analytical Method:								
Field pH	**5.52**	Std. Units			1		11/07/19 12:57		
Field Temperature	**28.0**	deg C			1		11/07/19 12:57		
Field Specific Conductance	**346.0**	umhos/cm			1		11/07/19 12:57		
Oxygen, Dissolved	**1.18**	mg/L			1		11/07/19 12:57	7782-44-7	
Turbidity	**3.87**	NTU			1		11/07/19 12:57		
8011 GCS EDB and DBCP	Analytical Method: EPA 8011 Preparation Method: EPA 8011								
1,2-Dibromo-3-chloropropane	**0.0068 U**	ug/L	0.021	0.0068	1	11/12/19 15:05	11/13/19 07:29	96-12-8	
1,2-Dibromoethane (EDB)	**0.0079 U**	ug/L	0.011	0.0079	1	11/12/19 15:05	11/13/19 07:29	106-93-4	
6010 MET ICP	Analytical Method: EPA 6010 Preparation Method: EPA 3010								
Barium	**19.1**	ug/L	10.0	0.84	1	11/08/19 06:24	11/08/19 18:30	7440-39-3	
Beryllium	**1.6 U**	ug/L	4.0	1.6	1	11/08/19 06:24	11/08/19 18:30	7440-41-7	
Cadmium	**0.33 U**	ug/L	1.0	0.33	1	11/08/19 06:24	11/08/19 18:30	7440-43-9	
Chromium	**3.5 I**	ug/L	5.0	1.7	1	11/08/19 06:24	11/08/19 18:30	7440-47-3	
Cobalt	**0.96 U**	ug/L	10.0	0.96	1	11/08/19 06:24	11/08/19 18:30	7440-48-4	
Copper	**2.6 U**	ug/L	5.0	2.6	1	11/08/19 06:24	11/08/19 18:30	7440-50-8	
Iron	**4730**	ug/L	40.0	9.2	1	11/08/19 06:24	11/08/19 18:30	7439-89-6	
Nickel	**2.1 U**	ug/L	5.0	2.1	1	11/08/19 06:24	11/08/19 18:30	7440-02-0	
Selenium	**8.5 U**	ug/L	15.0	8.5	1	11/08/19 06:24	11/08/19 18:30	7782-49-2	
Silver	**1.0 U**	ug/L	5.0	1.0	1	11/08/19 06:24	11/08/19 18:30	7440-22-4	
Sodium	**5.3**	mg/L	2.0	0.27	1	11/08/19 06:24	11/08/19 18:30	7440-23-5	
Vanadium	**8.0 I**	ug/L	10.0	1.0	1	11/08/19 06:24	11/08/19 18:30	7440-62-2	
Zinc	**11.0 U**	ug/L	20.0	11.0	1	11/08/19 06:24	11/08/19 18:30	7440-66-6	
6020 MET ICPMS	Analytical Method: EPA 6020 Preparation Method: EPA 3010								
Antimony	**0.50 U**	ug/L	1.0	0.50	1	11/08/19 06:24	11/08/19 12:34	7440-36-0	
Arsenic	**14.4**	ug/L	1.0	0.50	1	11/08/19 06:24	11/08/19 12:34	7440-38-2	
Lead	**0.50 U**	ug/L	1.0	0.50	1	11/08/19 06:24	11/08/19 12:34	7439-92-1	
Selenium	**1.7**	ug/L	1.0	0.50	1	11/08/19 06:24	11/08/19 12:34	7782-49-2	
Thallium	**0.11 U**	ug/L	1.0	0.11	1	11/08/19 06:24	11/08/19 12:34	7440-28-0	
7470 Mercury	Analytical Method: EPA 7470 Preparation Method: EPA 7470								
Mercury	**0.10 U**	ug/L	0.20	0.10	1	11/14/19 08:27	11/18/19 15:47	7439-97-6	
8260 MSV	Analytical Method: EPA 8260								
Acetone	**5.3 U**	ug/L	20.0	5.3	1		11/17/19 08:15	67-64-1	
Acrylonitrile	**3.7 U**	ug/L	10.0	3.7	1		11/17/19 08:15	107-13-1	
Benzene	**0.10 U**	ug/L	1.0	0.10	1		11/17/19 08:15	71-43-2	
Bromochloromethane	**0.37 U**	ug/L	1.0	0.37	1		11/17/19 08:15	74-97-5	
Bromodichloromethane	**0.19 U**	ug/L	0.60	0.19	1		11/17/19 08:15	75-27-4	
Bromoform	**2.6 U**	ug/L	3.0	2.6	1		11/17/19 08:15	75-25-2	
Bromomethane	**4.0 U**	ug/L	5.0	4.0	1		11/17/19 08:15	74-83-9	J(L2), J(v2)
2-Butanone (MEK)	**5.0 U**	ug/L	10.0	5.0	1		11/17/19 08:15	78-93-3	

This report shall not be reproduced, except in full,
without the written consent of Pace Analytical Services, LLC.

Pace Analytical Services, LLC
8 East Tower Circle
Ormond Beach, FL 32174
(386)672-5668

ANALYTICAL RESULTS

Project: Lena Road Landfill
Pace Project No.: 35511217

Sample: GW-22 **Lab ID: 35510571007** Collected: 11/07/19 12:57 Received: 11/07/19 17:00 Matrix: Water

Parameters	Results	Units	PQL	MDL	DF	Prepared	Analyzed	CAS No.	Qual
8260 MSV	Analytical Method: EPA 8260								
Carbon disulfide	**0.45 U**	ug/L	10.0	0.45	1		11/17/19 08:15	75-15-0	
Carbon tetrachloride	**0.50 U**	ug/L	3.0	0.50	1		11/17/19 08:15	56-23-5	
Chlorobenzene	**0.50 U**	ug/L	1.0	0.50	1		11/17/19 08:15	108-90-7	
Chloroethane	**3.7 U**	ug/L	10.0	3.7	1		11/17/19 08:15	75-00-3	
Chloroform	**0.50 U**	ug/L	1.0	0.50	1		11/17/19 08:15	67-66-3	
Chloromethane	**0.97 U**	ug/L	1.0	0.97	1		11/17/19 08:15	74-87-3	
Dibromochloromethane	**0.45 U**	ug/L	2.0	0.45	1		11/17/19 08:15	124-48-1	
Dibromomethane	**0.68 U**	ug/L	2.0	0.68	1		11/17/19 08:15	74-95-3	
1,2-Dichlorobenzene	**0.50 U**	ug/L	1.0	0.50	1		11/17/19 08:15	95-50-1	
1,4-Dichlorobenzene	**0.50 U**	ug/L	1.0	0.50	1		11/17/19 08:15	106-46-7	
trans-1,4-Dichloro-2-butene	**2.5 U**	ug/L	10.0	2.5	1		11/17/19 08:15	110-57-6	J(v2)
1,1-Dichloroethane	**0.34 U**	ug/L	1.0	0.34	1		11/17/19 08:15	75-34-3	
1,2-Dichloroethane	**0.50 U**	ug/L	1.0	0.50	1		11/17/19 08:15	107-06-2	
1,1-Dichloroethene	**0.50 U**	ug/L	1.0	0.50	1		11/17/19 08:15	75-35-4	
cis-1,2-Dichloroethene	**0.50 U**	ug/L	1.0	0.50	1		11/17/19 08:15	156-59-2	
trans-1,2-Dichloroethene	**0.50 U**	ug/L	1.0	0.50	1		11/17/19 08:15	156-60-5	
1,2-Dichloropropane	**0.23 U**	ug/L	1.0	0.23	1		11/17/19 08:15	78-87-5	
cis-1,3-Dichloropropene	**0.17 U**	ug/L	0.50	0.17	1		11/17/19 08:15	10061-01-5	
trans-1,3-Dichloropropene	**0.17 U**	ug/L	0.50	0.17	1		11/17/19 08:15	10061-02-6	
Ethylbenzene	**0.50 U**	ug/L	1.0	0.50	1		11/17/19 08:15	100-41-4	
2-Hexanone	**0.85 U**	ug/L	10.0	0.85	1		11/17/19 08:15	591-78-6	
Iodomethane	**9.3 U**	ug/L	10.0	9.3	1		11/17/19 08:15	74-88-4	J(v3)
Methylene Chloride	**2.0 U**	ug/L	5.0	2.0	1		11/17/19 08:15	75-09-2	
4-Methyl-2-pentanone (MIBK)	**0.32 U**	ug/L	10.0	0.32	1		11/17/19 08:15	108-10-1	
Styrene	**0.26 U**	ug/L	1.0	0.26	1		11/17/19 08:15	100-42-5	
1,1,1,2-Tetrachloroethane	**0.32 U**	ug/L	1.0	0.32	1		11/17/19 08:15	630-20-6	
1,1,2,2-Tetrachloroethane	**0.20 U**	ug/L	0.50	0.20	1		11/17/19 08:15	79-34-5	
Tetrachloroethene	**0.50 U**	ug/L	1.0	0.50	1		11/17/19 08:15	127-18-4	
Toluene	**0.50 U**	ug/L	1.0	0.50	1		11/17/19 08:15	108-88-3	
1,1,1-Trichloroethane	**0.30 U**	ug/L	1.0	0.30	1		11/17/19 08:15	71-55-6	
1,1,2-Trichloroethane	**0.30 U**	ug/L	1.0	0.30	1		11/17/19 08:15	79-00-5	
Trichloroethene	**0.50 U**	ug/L	1.0	0.50	1		11/17/19 08:15	79-01-6	
Trichlorofluoromethane	**0.35 U**	ug/L	1.0	0.35	1		11/17/19 08:15	75-69-4	
1,2,3-Trichloropropane	**1.1 U**	ug/L	2.0	1.1	1		11/17/19 08:15	96-18-4	
Vinyl acetate	**0.19 U**	ug/L	10.0	0.19	1		11/17/19 08:15	108-05-4	
Vinyl chloride	**0.50 U**	ug/L	1.0	0.50	1		11/17/19 08:15	75-01-4	
Xylene (Total)	**1.0 U**	ug/L	5.0	1.0	1		11/17/19 08:15	1330-20-7	
Surrogates									
4-Bromofluorobenzene (S)	92	%	70-130		1		11/17/19 08:15	460-00-4	
1,2-Dichloroethane-d4 (S)	105	%	70-130		1		11/17/19 08:15	17060-07-0	
Toluene-d8 (S)	100	%	70-130		1		11/17/19 08:15	2037-26-5	
2540C Total Dissolved Solids	Analytical Method: SM 2540C								
Total Dissolved Solids	**213**	mg/L	5.0	5.0	1		11/12/19 14:59		

This report shall not be reproduced, except in full,
without the written consent of Pace Analytical Services, LLC.

Pace Analytical Services, LLC
8 East Tower Circle
Ormond Beach, FL 32174
(386)672-5668

ANALYTICAL RESULTS

Project: Lena Road Landfill
Pace Project No.: 35511217

Sample: GW-22 **Lab ID: 35510571007** Collected: 11/07/19 12:57 Received: 11/07/19 17:00 Matrix: Water

Parameters	Results	Units	PQL	MDL	DF	Prepared	Analyzed	CAS No.	Qual
300.0 IC Anions 28 Days	Analytical Method: EPA 300.0								
Chloride	**10.6**	mg/L	5.0	2.5	1		11/15/19 03:40	16887-00-6	
350.1 Ammonia	Analytical Method: EPA 350.1								
Nitrogen, Ammonia	**3.3**	mg/L	0.050	0.035	1		11/18/19 13:47	7664-41-7	
353.2 Nitrogen, NO2/NO3 unpres	Analytical Method: EPA 353.2								
Nitrogen, Nitrate	**0.025 U**	mg/L	0.050	0.025	1		11/08/19 17:08	14797-55-8	

This report shall not be reproduced, except in full,
without the written consent of Pace Analytical Services, LLC.

Pace Analytical Services, LLC
8 East Tower Circle
Ormond Beach, FL 32174
(386)672-5668

ANALYTICAL RESULTS

Project: Lena Road Landfill
Pace Project No.: 35511217

Sample: GW-23 **Lab ID: 35510571008** Collected: 11/07/19 13:45 Received: 11/07/19 17:00 Matrix: Water

Parameters	Results	Units	PQL	MDL	DF	Prepared	Analyzed	CAS No.	Qual
Field Data	Analytical Method:								
Field pH	**5.96**	Std. Units			1		11/07/19 13:45		
Field Temperature	**28.6**	deg C			1		11/07/19 13:45		
Field Specific Conductance	**504**	umhos/cm			1		11/07/19 13:45		
Oxygen, Dissolved	**0.73**	mg/L			1		11/07/19 13:45	7782-44-7	
Turbidity	**7.18**	NTU			1		11/07/19 13:45		
8011 GCS EDB and DBCP	Analytical Method: EPA 8011 Preparation Method: EPA 8011								
1,2-Dibromo-3-chloropropane	**0.0065 U**	ug/L	0.020	0.0065	1	11/12/19 15:05	11/13/19 07:59	96-12-8	
1,2-Dibromoethane (EDB)	**0.0076 U**	ug/L	0.010	0.0076	1	11/12/19 15:05	11/13/19 07:59	106-93-4	
6010 MET ICP	Analytical Method: EPA 6010 Preparation Method: EPA 3010								
Barium	**23.4**	ug/L	10.0	0.84	1	11/08/19 06:24	11/08/19 18:33	7440-39-3	
Beryllium	**1.6 U**	ug/L	4.0	1.6	1	11/08/19 06:24	11/08/19 18:33	7440-41-7	
Cadmium	**0.33 U**	ug/L	1.0	0.33	1	11/08/19 06:24	11/08/19 18:33	7440-43-9	
Chromium	**1.7 U**	ug/L	5.0	1.7	1	11/08/19 06:24	11/08/19 18:33	7440-47-3	
Cobalt	**0.96 U**	ug/L	10.0	0.96	1	11/08/19 06:24	11/08/19 18:33	7440-48-4	
Copper	**2.6 U**	ug/L	5.0	2.6	1	11/08/19 06:24	11/08/19 18:33	7440-50-8	
Iron	**3440**	ug/L	40.0	9.2	1	11/08/19 06:24	11/08/19 18:33	7439-89-6	
Nickel	**2.1 U**	ug/L	5.0	2.1	1	11/08/19 06:24	11/08/19 18:33	7440-02-0	
Selenium	**8.5 U**	ug/L	15.0	8.5	1	11/08/19 06:24	11/08/19 18:33	7782-49-2	
Silver	**1.0 U**	ug/L	5.0	1.0	1	11/08/19 06:24	11/08/19 18:33	7440-22-4	
Sodium	**8.3**	mg/L	2.0	0.27	1	11/08/19 06:24	11/08/19 18:33	7440-23-5	
Vanadium	**4.5 I**	ug/L	10.0	1.0	1	11/08/19 06:24	11/08/19 18:33	7440-62-2	
Zinc	**11.0 U**	ug/L	20.0	11.0	1	11/08/19 06:24	11/08/19 18:33	7440-66-6	
6020 MET ICPMS	Analytical Method: EPA 6020 Preparation Method: EPA 3010								
Antimony	**0.50 U**	ug/L	1.0	0.50	1	11/08/19 06:24	11/08/19 12:36	7440-36-0	
Arsenic	**4.0**	ug/L	1.0	0.50	1	11/08/19 06:24	11/08/19 12:36	7440-38-2	
Lead	**0.50 U**	ug/L	1.0	0.50	1	11/08/19 06:24	11/08/19 12:36	7439-92-1	
Selenium	**0.65 I**	ug/L	1.0	0.50	1	11/08/19 06:24	11/08/19 12:36	7782-49-2	
Thallium	**0.11 U**	ug/L	1.0	0.11	1	11/08/19 06:24	11/08/19 12:36	7440-28-0	
7470 Mercury	Analytical Method: EPA 7470 Preparation Method: EPA 7470								
Mercury	**0.10 U**	ug/L	0.20	0.10	1	11/14/19 08:27	11/18/19 15:54	7439-97-6	
8260 MSV	Analytical Method: EPA 8260								
Acetone	**5.3 U**	ug/L	20.0	5.3	1		11/17/19 08:41	67-64-1	
Acrylonitrile	**3.7 U**	ug/L	10.0	3.7	1		11/17/19 08:41	107-13-1	
Benzene	**0.10 U**	ug/L	1.0	0.10	1		11/17/19 08:41	71-43-2	
Bromochloromethane	**0.37 U**	ug/L	1.0	0.37	1		11/17/19 08:41	74-97-5	
Bromodichloromethane	**0.19 U**	ug/L	0.60	0.19	1		11/17/19 08:41	75-27-4	
Bromoform	**2.6 U**	ug/L	3.0	2.6	1		11/17/19 08:41	75-25-2	
Bromomethane	**4.0 U**	ug/L	5.0	4.0	1		11/17/19 08:41	74-83-9	J(L2), J(v2)
2-Butanone (MEK)	**5.0 U**	ug/L	10.0	5.0	1		11/17/19 08:41	78-93-3	

This report shall not be reproduced, except in full,
without the written consent of Pace Analytical Services, LLC.

Pace Analytical Services, LLC
8 East Tower Circle
Ormond Beach, FL 32174
(386)672-5668

ANALYTICAL RESULTS

Project: Lena Road Landfill
Pace Project No.: 35511217

Sample: GW-23 **Lab ID: 35510571008** Collected: 11/07/19 13:45 Received: 11/07/19 17:00 Matrix: Water

Parameters	Results	Units	PQL	MDL	DF	Prepared	Analyzed	CAS No.	Qual
8260 MSV	Analytical Method: EPA 8260								
Carbon disulfide	**0.45 U**	ug/L	10.0	0.45	1		11/17/19 08:41	75-15-0	
Carbon tetrachloride	**0.50 U**	ug/L	3.0	0.50	1		11/17/19 08:41	56-23-5	
Chlorobenzene	**0.50 U**	ug/L	1.0	0.50	1		11/17/19 08:41	108-90-7	
Chloroethane	**3.7 U**	ug/L	10.0	3.7	1		11/17/19 08:41	75-00-3	
Chloroform	**0.50 U**	ug/L	1.0	0.50	1		11/17/19 08:41	67-66-3	
Chloromethane	**0.97 U**	ug/L	1.0	0.97	1		11/17/19 08:41	74-87-3	
Dibromochloromethane	**0.45 U**	ug/L	2.0	0.45	1		11/17/19 08:41	124-48-1	
Dibromomethane	**0.68 U**	ug/L	2.0	0.68	1		11/17/19 08:41	74-95-3	
1,2-Dichlorobenzene	**0.50 U**	ug/L	1.0	0.50	1		11/17/19 08:41	95-50-1	
1,4-Dichlorobenzene	**0.50 U**	ug/L	1.0	0.50	1		11/17/19 08:41	106-46-7	
trans-1,4-Dichloro-2-butene	**2.5 U**	ug/L	10.0	2.5	1		11/17/19 08:41	110-57-6	J(v2)
1,1-Dichloroethane	**0.34 U**	ug/L	1.0	0.34	1		11/17/19 08:41	75-34-3	
1,2-Dichloroethane	**0.50 U**	ug/L	1.0	0.50	1		11/17/19 08:41	107-06-2	
1,1-Dichloroethene	**0.50 U**	ug/L	1.0	0.50	1		11/17/19 08:41	75-35-4	
cis-1,2-Dichloroethene	**0.50 U**	ug/L	1.0	0.50	1		11/17/19 08:41	156-59-2	
trans-1,2-Dichloroethene	**0.50 U**	ug/L	1.0	0.50	1		11/17/19 08:41	156-60-5	
1,2-Dichloropropane	**0.23 U**	ug/L	1.0	0.23	1		11/17/19 08:41	78-87-5	
cis-1,3-Dichloropropene	**0.17 U**	ug/L	0.50	0.17	1		11/17/19 08:41	10061-01-5	
trans-1,3-Dichloropropene	**0.17 U**	ug/L	0.50	0.17	1		11/17/19 08:41	10061-02-6	
Ethylbenzene	**0.50 U**	ug/L	1.0	0.50	1		11/17/19 08:41	100-41-4	
2-Hexanone	**0.85 U**	ug/L	10.0	0.85	1		11/17/19 08:41	591-78-6	
Iodomethane	**9.3 U**	ug/L	10.0	9.3	1		11/17/19 08:41	74-88-4	J(v2)
Methylene Chloride	**2.0 U**	ug/L	5.0	2.0	1		11/17/19 08:41	75-09-2	
4-Methyl-2-pentanone (MIBK)	**0.32 U**	ug/L	10.0	0.32	1		11/17/19 08:41	108-10-1	
Styrene	**0.26 U**	ug/L	1.0	0.26	1		11/17/19 08:41	100-42-5	
1,1,1,2-Tetrachloroethane	**0.32 U**	ug/L	1.0	0.32	1		11/17/19 08:41	630-20-6	
1,1,2,2-Tetrachloroethane	**0.20 U**	ug/L	0.50	0.20	1		11/17/19 08:41	79-34-5	
Tetrachloroethene	**0.50 U**	ug/L	1.0	0.50	1		11/17/19 08:41	127-18-4	
Toluene	**0.50 U**	ug/L	1.0	0.50	1		11/17/19 08:41	108-88-3	
1,1,1-Trichloroethane	**0.30 U**	ug/L	1.0	0.30	1		11/17/19 08:41	71-55-6	
1,1,2-Trichloroethane	**0.30 U**	ug/L	1.0	0.30	1		11/17/19 08:41	79-00-5	
Trichloroethene	**0.50 U**	ug/L	1.0	0.50	1		11/17/19 08:41	79-01-6	
Trichlorofluoromethane	**0.35 U**	ug/L	1.0	0.35	1		11/17/19 08:41	75-69-4	
1,2,3-Trichloropropane	**1.1 U**	ug/L	2.0	1.1	1		11/17/19 08:41	96-18-4	
Vinyl acetate	**0.19 U**	ug/L	10.0	0.19	1		11/17/19 08:41	108-05-4	
Vinyl chloride	**0.50 U**	ug/L	1.0	0.50	1		11/17/19 08:41	75-01-4	
Xylene (Total)	**1.0 U**	ug/L	5.0	1.0	1		11/17/19 08:41	1330-20-7	
Surrogates									
4-Bromofluorobenzene (S)	91	%	70-130		1		11/17/19 08:41	460-00-4	
1,2-Dichloroethane-d4 (S)	105	%	70-130		1		11/17/19 08:41	17060-07-0	
Toluene-d8 (S)	99	%	70-130		1		11/17/19 08:41	2037-26-5	
2540C Total Dissolved Solids	Analytical Method: SM 2540C								
Total Dissolved Solids	**360**	mg/L	5.0	5.0	1		11/12/19 00:56		

This report shall not be reproduced, except in full,
without the written consent of Pace Analytical Services, LLC.

Pace Analytical Services, LLC
8 East Tower Circle
Ormond Beach, FL 32174
(386)672-5668

ANALYTICAL RESULTS

Project: Lena Road Landfill
Pace Project No.: 35511217

Sample: GW-23 **Lab ID: 35510571008** Collected: 11/07/19 13:45 Received: 11/07/19 17:00 Matrix: Water

Parameters	Results	Units	PQL	MDL	DF	Prepared	Analyzed	CAS No.	Qual
300.0 IC Anions 28 Days	Analytical Method: EPA 300.0								
Chloride	**15.5**	mg/L	5.0	2.5	1		11/15/19 04:02	16887-00-6	
350.1 Ammonia	Analytical Method: EPA 350.1								
Nitrogen, Ammonia	**0.32**	mg/L	0.050	0.035	1		11/18/19 13:49	7664-41-7	
353.2 Nitrogen, NO2/NO3 unpres	Analytical Method: EPA 353.2								
Nitrogen, Nitrate	**0.025 U**	mg/L	0.050	0.025	1		11/08/19 17:24	14797-55-8	

This report shall not be reproduced, except in full,
without the written consent of Pace Analytical Services, LLC.

Pace Analytical Services, LLC
8 East Tower Circle
Ormond Beach, FL 32174
(386)672-5668

ANALYTICAL RESULTS

Project: Lena Road Landfill
Pace Project No.: 35511217

Sample: GW-24 **Lab ID: 35510571009** Collected: 11/07/19 14:37 Received: 11/07/19 17:00 Matrix: Water

Parameters	Results	Units	PQL	MDL	DF	Prepared	Analyzed	CAS No.	Qual
Field Data	Analytical Method:								
Field pH	**5.86**	Std. Units			1		11/07/19 14:37		
Field Temperature	**28.7**	deg C			1		11/07/19 14:37		
Field Specific Conductance	**486**	umhos/cm			1		11/07/19 14:37		
Oxygen, Dissolved	**0.61**	mg/L			1		11/07/19 14:37	7782-44-7	
Turbidity	**7.20**	NTU			1		11/07/19 14:37		
8011 GCS EDB and DBCP	Analytical Method: EPA 8011 Preparation Method: EPA 8011								
1,2-Dibromo-3-chloropropane	**0.0066 U**	ug/L	0.021	0.0066	1	11/12/19 15:05	11/13/19 08:14	96-12-8	
1,2-Dibromoethane (EDB)	**0.0078 U**	ug/L	0.010	0.0078	1	11/12/19 15:05	11/13/19 08:14	106-93-4	
6010 MET ICP	Analytical Method: EPA 6010 Preparation Method: EPA 3010								
Barium	**16.2**	ug/L	10.0	0.84	1	11/08/19 06:24	11/08/19 18:37	7440-39-3	
Beryllium	**1.6 U**	ug/L	4.0	1.6	1	11/08/19 06:24	11/08/19 18:37	7440-41-7	
Cadmium	**0.33 U**	ug/L	1.0	0.33	1	11/08/19 06:24	11/08/19 18:37	7440-43-9	
Chromium	**1.7 U**	ug/L	5.0	1.7	1	11/08/19 06:24	11/08/19 18:37	7440-47-3	
Cobalt	**0.96 U**	ug/L	10.0	0.96	1	11/08/19 06:24	11/08/19 18:37	7440-48-4	
Copper	**2.6 U**	ug/L	5.0	2.6	1	11/08/19 06:24	11/08/19 18:37	7440-50-8	
Iron	**4000**	ug/L	40.0	9.2	1	11/08/19 06:24	11/08/19 18:37	7439-89-6	
Nickel	**2.1 U**	ug/L	5.0	2.1	1	11/08/19 06:24	11/08/19 18:37	7440-02-0	
Selenium	**8.5 U**	ug/L	15.0	8.5	1	11/08/19 06:24	11/08/19 18:37	7782-49-2	
Silver	**1.0 U**	ug/L	5.0	1.0	1	11/08/19 06:24	11/08/19 18:37	7440-22-4	
Sodium	**9.3**	mg/L	2.0	0.27	1	11/08/19 06:24	11/08/19 18:37	7440-23-5	
Vanadium	**5.3 I**	ug/L	10.0	1.0	1	11/08/19 06:24	11/08/19 18:37	7440-62-2	
Zinc	**11.0 U**	ug/L	20.0	11.0	1	11/08/19 06:24	11/08/19 18:37	7440-66-6	
6020 MET ICPMS	Analytical Method: EPA 6020 Preparation Method: EPA 3010								
Antimony	**0.50 U**	ug/L	1.0	0.50	1	11/08/19 06:24	11/08/19 12:43	7440-36-0	
Arsenic	**2.1**	ug/L	1.0	0.50	1	11/08/19 06:24	11/08/19 12:43	7440-38-2	
Lead	**0.50 U**	ug/L	1.0	0.50	1	11/08/19 06:24	11/08/19 12:43	7439-92-1	
Selenium	**0.57 I**	ug/L	1.0	0.50	1	11/08/19 06:24	11/08/19 12:43	7782-49-2	
Thallium	**0.11 U**	ug/L	1.0	0.11	1	11/08/19 06:24	11/08/19 12:43	7440-28-0	
7470 Mercury	Analytical Method: EPA 7470 Preparation Method: EPA 7470								
Mercury	**0.10 U**	ug/L	0.20	0.10	1	11/14/19 08:27	11/18/19 15:57	7439-97-6	
8260 MSV	Analytical Method: EPA 8260								
Acetone	**5.3 U**	ug/L	20.0	5.3	1		11/17/19 09:07	67-64-1	
Acrylonitrile	**3.7 U**	ug/L	10.0	3.7	1		11/17/19 09:07	107-13-1	
Benzene	**0.10 U**	ug/L	1.0	0.10	1		11/17/19 09:07	71-43-2	
Bromochloromethane	**0.37 U**	ug/L	1.0	0.37	1		11/17/19 09:07	74-97-5	
Bromodichloromethane	**0.19 U**	ug/L	0.60	0.19	1		11/17/19 09:07	75-27-4	
Bromoform	**2.6 U**	ug/L	3.0	2.6	1		11/17/19 09:07	75-25-2	
Bromomethane	**4.0 U**	ug/L	5.0	4.0	1		11/17/19 09:07	74-83-9	J(L2), J(v2)
2-Butanone (MEK)	**5.0 U**	ug/L	10.0	5.0	1		11/17/19 09:07	78-93-3	

This report shall not be reproduced, except in full,
without the written consent of Pace Analytical Services, LLC.

Pace Analytical Services, LLC
8 East Tower Circle
Ormond Beach, FL 32174
(386)672-5668

ANALYTICAL RESULTS

Project: Lena Road Landfill
Pace Project No.: 35511217

Sample: GW-24 **Lab ID: 35510571009** Collected: 11/07/19 14:37 Received: 11/07/19 17:00 Matrix: Water

Parameters	Results	Units	PQL	MDL	DF	Prepared	Analyzed	CAS No.	Qual
8260 MSV	Analytical Method: EPA 8260								
Carbon disulfide	**0.45 U**	ug/L	10.0	0.45	1		11/17/19 09:07	75-15-0	
Carbon tetrachloride	**0.50 U**	ug/L	3.0	0.50	1		11/17/19 09:07	56-23-5	
Chlorobenzene	**0.50 U**	ug/L	1.0	0.50	1		11/17/19 09:07	108-90-7	
Chloroethane	**3.7 U**	ug/L	10.0	3.7	1		11/17/19 09:07	75-00-3	
Chloroform	**0.50 U**	ug/L	1.0	0.50	1		11/17/19 09:07	67-66-3	
Chloromethane	**0.97 U**	ug/L	1.0	0.97	1		11/17/19 09:07	74-87-3	
Dibromochloromethane	**0.45 U**	ug/L	2.0	0.45	1		11/17/19 09:07	124-48-1	
Dibromomethane	**0.68 U**	ug/L	2.0	0.68	1		11/17/19 09:07	74-95-3	
1,2-Dichlorobenzene	**0.50 U**	ug/L	1.0	0.50	1		11/17/19 09:07	95-50-1	
1,4-Dichlorobenzene	**0.50 U**	ug/L	1.0	0.50	1		11/17/19 09:07	106-46-7	
trans-1,4-Dichloro-2-butene	**2.5 U**	ug/L	10.0	2.5	1		11/17/19 09:07	110-57-6	J(v2)
1,1-Dichloroethane	**0.34 U**	ug/L	1.0	0.34	1		11/17/19 09:07	75-34-3	
1,2-Dichloroethane	**0.50 U**	ug/L	1.0	0.50	1		11/17/19 09:07	107-06-2	
1,1-Dichloroethene	**0.50 U**	ug/L	1.0	0.50	1		11/17/19 09:07	75-35-4	
cis-1,2-Dichloroethene	**0.50 U**	ug/L	1.0	0.50	1		11/17/19 09:07	156-59-2	
trans-1,2-Dichloroethene	**0.50 U**	ug/L	1.0	0.50	1		11/17/19 09:07	156-60-5	
1,2-Dichloropropane	**0.23 U**	ug/L	1.0	0.23	1		11/17/19 09:07	78-87-5	
cis-1,3-Dichloropropene	**0.17 U**	ug/L	0.50	0.17	1		11/17/19 09:07	10061-01-5	
trans-1,3-Dichloropropene	**0.17 U**	ug/L	0.50	0.17	1		11/17/19 09:07	10061-02-6	
Ethylbenzene	**0.50 U**	ug/L	1.0	0.50	1		11/17/19 09:07	100-41-4	
2-Hexanone	**0.85 U**	ug/L	10.0	0.85	1		11/17/19 09:07	591-78-6	
Iodomethane	**9.3 U**	ug/L	10.0	9.3	1		11/17/19 09:07	74-88-4	J(v2)
Methylene Chloride	**2.0 U**	ug/L	5.0	2.0	1		11/17/19 09:07	75-09-2	
4-Methyl-2-pentanone (MIBK)	**0.32 U**	ug/L	10.0	0.32	1		11/17/19 09:07	108-10-1	
Styrene	**0.26 U**	ug/L	1.0	0.26	1		11/17/19 09:07	100-42-5	
1,1,1,2-Tetrachloroethane	**0.32 U**	ug/L	1.0	0.32	1		11/17/19 09:07	630-20-6	
1,1,2,2-Tetrachloroethane	**0.20 U**	ug/L	0.50	0.20	1		11/17/19 09:07	79-34-5	
Tetrachloroethene	**0.50 U**	ug/L	1.0	0.50	1		11/17/19 09:07	127-18-4	
Toluene	**0.50 U**	ug/L	1.0	0.50	1		11/17/19 09:07	108-88-3	
1,1,1-Trichloroethane	**0.30 U**	ug/L	1.0	0.30	1		11/17/19 09:07	71-55-6	
1,1,2-Trichloroethane	**0.30 U**	ug/L	1.0	0.30	1		11/17/19 09:07	79-00-5	
Trichloroethene	**0.50 U**	ug/L	1.0	0.50	1		11/17/19 09:07	79-01-6	
Trichlorofluoromethane	**0.35 U**	ug/L	1.0	0.35	1		11/17/19 09:07	75-69-4	
1,2,3-Trichloropropane	**1.1 U**	ug/L	2.0	1.1	1		11/17/19 09:07	96-18-4	
Vinyl acetate	**0.19 U**	ug/L	10.0	0.19	1		11/17/19 09:07	108-05-4	
Vinyl chloride	**0.50 U**	ug/L	1.0	0.50	1		11/17/19 09:07	75-01-4	
Xylene (Total)	**1.0 U**	ug/L	5.0	1.0	1		11/17/19 09:07	1330-20-7	
Surrogates									
4-Bromofluorobenzene (S)	92	%	70-130		1		11/17/19 09:07	460-00-4	
1,2-Dichloroethane-d4 (S)	105	%	70-130		1		11/17/19 09:07	17060-07-0	
Toluene-d8 (S)	99	%	70-130		1		11/17/19 09:07	2037-26-5	
2540C Total Dissolved Solids	Analytical Method: SM 2540C								
Total Dissolved Solids	**360**	mg/L	5.0	5.0	1		11/12/19 00:59		

This report shall not be reproduced, except in full,
without the written consent of Pace Analytical Services, LLC.

Pace Analytical Services, LLC
8 East Tower Circle
Ormond Beach, FL 32174
(386)672-5668

ANALYTICAL RESULTS

Project: Lena Road Landfill
Pace Project No.: 35511217

Sample: GW-24 **Lab ID: 35510571009** Collected: 11/07/19 14:37 Received: 11/07/19 17:00 Matrix: Water

Parameters	Results	Units	PQL	MDL	DF	Prepared	Analyzed	CAS No.	Qual
300.0 IC Anions 28 Days	Analytical Method: EPA 300.0								
Chloride	**17.6**	mg/L	5.0	2.5	1		11/15/19 04:24	16887-00-6	
350.1 Ammonia	Analytical Method: EPA 350.1								
Nitrogen, Ammonia	**0.87**	mg/L	0.050	0.035	1		11/18/19 13:50	7664-41-7	
353.2 Nitrogen, NO2/NO3 unpres	Analytical Method: EPA 353.2								
Nitrogen, Nitrate	**0.025 U**	mg/L	0.050	0.025	1		11/08/19 17:29	14797-55-8	

This report shall not be reproduced, except in full,
without the written consent of Pace Analytical Services, LLC.

Pace Analytical Services, LLC
8 East Tower Circle
Ormond Beach, FL 32174
(386)672-5668

ANALYTICAL RESULTS

Project: Lena Road Landfill
Pace Project No.: 35511217

Sample: EQ Blank **Lab ID: 35510571010** Collected: 11/07/19 07:10 Received: 11/07/19 17:00 Matrix: Water

Parameters	Results	Units	PQL	MDL	DF	Prepared	Analyzed	CAS No.	Qual
8011 GCS EDB and DBCP	Analytical Method: EPA 8011 Preparation Method: EPA 8011								
1,2-Dibromo-3-chloropropane	**0.0065 U**	ug/L	0.020	0.0065	1	11/12/19 15:05	11/13/19 08:29	96-12-8	
1,2-Dibromoethane (EDB)	**0.0077 U**	ug/L	0.010	0.0077	1	11/12/19 15:05	11/13/19 08:29	106-93-4	
6010 MET ICP	Analytical Method: EPA 6010 Preparation Method: EPA 3010								
Barium	**0.84 U**	ug/L	10.0	0.84	1	11/08/19 06:24	11/08/19 18:40	7440-39-3	
Beryllium	**1.6 U**	ug/L	4.0	1.6	1	11/08/19 06:24	11/08/19 18:40	7440-41-7	
Cadmium	**0.33 U**	ug/L	1.0	0.33	1	11/08/19 06:24	11/08/19 18:40	7440-43-9	
Chromium	**1.7 U**	ug/L	5.0	1.7	1	11/08/19 06:24	11/08/19 18:40	7440-47-3	
Cobalt	**0.96 U**	ug/L	10.0	0.96	1	11/08/19 06:24	11/08/19 18:40	7440-48-4	
Copper	**2.6 U**	ug/L	5.0	2.6	1	11/08/19 06:24	11/08/19 18:40	7440-50-8	
Iron	**9.2 U**	ug/L	40.0	9.2	1	11/08/19 06:24	11/08/19 18:40	7439-89-6	
Nickel	**2.1 U**	ug/L	5.0	2.1	1	11/08/19 06:24	11/08/19 18:40	7440-02-0	
Selenium	**8.5 U**	ug/L	15.0	8.5	1	11/08/19 06:24	11/08/19 18:40	7782-49-2	
Silver	**1.0 U**	ug/L	5.0	1.0	1	11/08/19 06:24	11/08/19 18:40	7440-22-4	
Sodium	**0.27 U**	mg/L	2.0	0.27	1	11/08/19 06:24	11/08/19 18:40	7440-23-5	
Vanadium	**1.0 U**	ug/L	10.0	1.0	1	11/08/19 06:24	11/08/19 18:40	7440-62-2	
Zinc	**11.0 U**	ug/L	20.0	11.0	1	11/08/19 06:24	11/08/19 18:40	7440-66-6	
6020 MET ICPMS	Analytical Method: EPA 6020 Preparation Method: EPA 3010								
Antimony	**0.50 U**	ug/L	1.0	0.50	1	11/08/19 06:24	11/08/19 12:45	7440-36-0	
Arsenic	**0.50 U**	ug/L	1.0	0.50	1	11/08/19 06:24	11/08/19 12:45	7440-38-2	
Lead	**0.50 U**	ug/L	1.0	0.50	1	11/08/19 06:24	11/08/19 12:45	7439-92-1	
Selenium	**0.50 U**	ug/L	1.0	0.50	1	11/08/19 06:24	11/08/19 12:45	7782-49-2	
Thallium	**0.11 U**	ug/L	1.0	0.11	1	11/08/19 06:24	11/08/19 12:45	7440-28-0	
7470 Mercury	Analytical Method: EPA 7470 Preparation Method: EPA 7470								
Mercury	**0.10 U**	ug/L	0.20	0.10	1	11/14/19 08:27	11/18/19 15:59	7439-97-6	
8260 MSV	Analytical Method: EPA 8260								
Acetone	**95.9**	ug/L	20.0	5.3	1		11/17/19 04:42	67-64-1	
Acrylonitrile	**3.7 U**	ug/L	10.0	3.7	1		11/17/19 04:42	107-13-1	
Benzene	**0.10 U**	ug/L	1.0	0.10	1		11/17/19 04:42	71-43-2	
Bromochloromethane	**0.37 U**	ug/L	1.0	0.37	1		11/17/19 04:42	74-97-5	
Bromodichloromethane	**0.19 U**	ug/L	0.60	0.19	1		11/17/19 04:42	75-27-4	
Bromoform	**2.6 U**	ug/L	3.0	2.6	1		11/17/19 04:42	75-25-2	
Bromomethane	**4.0 U**	ug/L	5.0	4.0	1		11/17/19 04:42	74-83-9	J(L2), J(v2)
2-Butanone (MEK)	**59.3**	ug/L	10.0	5.0	1		11/17/19 04:42	78-93-3	
Carbon disulfide	**0.45 U**	ug/L	10.0	0.45	1		11/17/19 04:42	75-15-0	
Carbon tetrachloride	**0.50 U**	ug/L	3.0	0.50	1		11/17/19 04:42	56-23-5	
Chlorobenzene	**0.50 U**	ug/L	1.0	0.50	1		11/17/19 04:42	108-90-7	
Chloroethane	**3.7 U**	ug/L	10.0	3.7	1		11/17/19 04:42	75-00-3	
Chloroform	**0.50 U**	ug/L	1.0	0.50	1		11/17/19 04:42	67-66-3	
Chloromethane	**0.97 U**	ug/L	1.0	0.97	1		11/17/19 04:42	74-87-3	
Dibromochloromethane	**0.45 U**	ug/L	2.0	0.45	1		11/17/19 04:42	124-48-1	
Dibromomethane	**0.68 U**	ug/L	2.0	0.68	1		11/17/19 04:42	74-95-3	

This report shall not be reproduced, except in full,
without the written consent of Pace Analytical Services, LLC.

Pace Analytical Services, LLC
8 East Tower Circle
Ormond Beach, FL 32174
(386)672-5668

ANALYTICAL RESULTS

Project: Lena Road Landfill
Pace Project No.: 35511217

Sample: EQ Blank **Lab ID: 35510571010** Collected: 11/07/19 07:10 Received: 11/07/19 17:00 Matrix: Water

Parameters	Results	Units	PQL	MDL	DF	Prepared	Analyzed	CAS No.	Qual
8260 MSV	Analytical Method: EPA 8260								
1,2-Dichlorobenzene	**0.50 U**	ug/L	1.0	0.50	1		11/17/19 04:42	95-50-1	
1,4-Dichlorobenzene	**0.50 U**	ug/L	1.0	0.50	1		11/17/19 04:42	106-46-7	
trans-1,4-Dichloro-2-butene	**2.5 U**	ug/L	10.0	2.5	1		11/17/19 04:42	110-57-6	J(v2)
1,1-Dichloroethane	**0.34 U**	ug/L	1.0	0.34	1		11/17/19 04:42	75-34-3	
1,2-Dichloroethane	**0.50 U**	ug/L	1.0	0.50	1		11/17/19 04:42	107-06-2	
1,1-Dichloroethene	**0.50 U**	ug/L	1.0	0.50	1		11/17/19 04:42	75-35-4	
cis-1,2-Dichloroethene	**0.50 U**	ug/L	1.0	0.50	1		11/17/19 04:42	156-59-2	
trans-1,2-Dichloroethene	**0.50 U**	ug/L	1.0	0.50	1		11/17/19 04:42	156-60-5	
1,2-Dichloropropane	**0.23 U**	ug/L	1.0	0.23	1		11/17/19 04:42	78-87-5	
cis-1,3-Dichloropropene	**0.17 U**	ug/L	0.50	0.17	1		11/17/19 04:42	10061-01-5	
trans-1,3-Dichloropropene	**0.17 U**	ug/L	0.50	0.17	1		11/17/19 04:42	10061-02-6	
Ethylbenzene	**0.50 U**	ug/L	1.0	0.50	1		11/17/19 04:42	100-41-4	
2-Hexanone	**8.3 I**	ug/L	10.0	0.85	1		11/17/19 04:42	591-78-6	
Iodomethane	**9.3 U**	ug/L	10.0	9.3	1		11/17/19 04:42	74-88-4	J(v2)
Methylene Chloride	**2.0 U**	ug/L	5.0	2.0	1		11/17/19 04:42	75-09-2	
4-Methyl-2-pentanone (MIBK)	**0.32 U**	ug/L	10.0	0.32	1		11/17/19 04:42	108-10-1	
Styrene	**0.26 U**	ug/L	1.0	0.26	1		11/17/19 04:42	100-42-5	
1,1,1,2-Tetrachloroethane	**0.32 U**	ug/L	1.0	0.32	1		11/17/19 04:42	630-20-6	
1,1,2,2-Tetrachloroethane	**0.20 U**	ug/L	0.50	0.20	1		11/17/19 04:42	79-34-5	
Tetrachloroethene	**0.50 U**	ug/L	1.0	0.50	1		11/17/19 04:42	127-18-4	
Toluene	**0.50 U**	ug/L	1.0	0.50	1		11/17/19 04:42	108-88-3	
1,1,1-Trichloroethane	**0.30 U**	ug/L	1.0	0.30	1		11/17/19 04:42	71-55-6	
1,1,2-Trichloroethane	**0.30 U**	ug/L	1.0	0.30	1		11/17/19 04:42	79-00-5	
Trichloroethene	**0.50 U**	ug/L	1.0	0.50	1		11/17/19 04:42	79-01-6	
Trichlorofluoromethane	**0.35 U**	ug/L	1.0	0.35	1		11/17/19 04:42	75-69-4	
1,2,3-Trichloropropane	**1.1 U**	ug/L	2.0	1.1	1		11/17/19 04:42	96-18-4	
Vinyl acetate	**0.19 U**	ug/L	10.0	0.19	1		11/17/19 04:42	108-05-4	
Vinyl chloride	**0.50 U**	ug/L	1.0	0.50	1		11/17/19 04:42	75-01-4	
Xylene (Total)	**1.0 U**	ug/L	5.0	1.0	1		11/17/19 04:42	1330-20-7	
Surrogates									
4-Bromofluorobenzene (S)	97	%	70-130		1		11/17/19 04:42	460-00-4	
1,2-Dichloroethane-d4 (S)	102	%	70-130		1		11/17/19 04:42	17060-07-0	
Toluene-d8 (S)	101	%	70-130		1		11/17/19 04:42	2037-26-5	
2540C Total Dissolved Solids	Analytical Method: SM 2540C								
Total Dissolved Solids	**5.0 U**	mg/L	5.0	5.0	1		11/12/19 14:43		
300.0 IC Anions 28 Days	Analytical Method: EPA 300.0								
Chloride	**2.5 U**	mg/L	5.0	2.5	1		11/14/19 22:35	16887-00-6	
350.1 Ammonia	Analytical Method: EPA 350.1								
Nitrogen, Ammonia	**0.035 U**	mg/L	0.050	0.035	1		11/18/19 14:25	7664-41-7	
353.2 Nitrogen, NO2/NO3 unpres	Analytical Method: EPA 353.2								
Nitrogen, Nitrate	**0.025 U**	mg/L	0.050	0.025	1		11/08/19 06:23	14797-55-8	

This report shall not be reproduced, except in full,
without the written consent of Pace Analytical Services, LLC.

Pace Analytical Services, LLC
8 East Tower Circle
Ormond Beach, FL 32174
(386)672-5668

ANALYTICAL RESULTS

Project: Lena Road Landfill
Pace Project No.: 35511217

Sample: Trip Blank 110719 **Lab ID: 35510571011** Collected: 11/07/19 00:01 Received: 11/07/19 17:00 Matrix: Water

Parameters	Results	Units	PQL	MDL	DF	Prepared	Analyzed	CAS No.	Qual
8011 GCS EDB and DBCP	Analytical Method: EPA 8011 Preparation Method: EPA 8011								
1,2-Dibromo-3-chloropropane	**0.0065 U**	ug/L	0.020	0.0065	1	11/14/19 11:22	11/15/19 03:14	96-12-8	
1,2-Dibromoethane (EDB)	**0.0076 U**	ug/L	0.010	0.0076	1	11/14/19 11:22	11/15/19 03:14	106-93-4	

This report shall not be reproduced, except in full,
without the written consent of Pace Analytical Services, LLC.

Pace Analytical Services, LLC
8 East Tower Circle
Ormond Beach, FL 32174
(386)672-5668

ANALYTICAL RESULTS

Project: Lena Road Landfill
Pace Project No.: 35511217

Sample: GW-24 DUP **Lab ID: 35510571013** Collected: 11/07/19 14:37 Received: 11/07/19 17:00 Matrix: Water

Parameters	Results	Units	PQL	MDL	DF	Prepared	Analyzed	CAS No.	Qual
Field Data	Analytical Method:								
Field pH	**5.86**	Std. Units			1		11/07/19 14:37		
Field Temperature	**28.7**	deg C			1		11/07/19 14:37		
Field Specific Conductance	**486**	umhos/cm			1		11/07/19 14:37		
Oxygen, Dissolved	**0.61**	mg/L			1		11/07/19 14:37	7782-44-7	
Turbidity	**7.20**	NTU			1		11/07/19 14:37		
8011 GCS EDB and DBCP	Analytical Method: EPA 8011 Preparation Method: EPA 8011								
1,2-Dibromo-3-chloropropane	**0.0065 U**	ug/L	0.020	0.0065	1	11/14/19 11:22	11/15/19 04:14	96-12-8	
1,2-Dibromoethane (EDB)	**0.0077 U**	ug/L	0.010	0.0077	1	11/14/19 11:22	11/15/19 04:14	106-93-4	
6010 MET ICP	Analytical Method: EPA 6010 Preparation Method: EPA 3010								
Barium	**15.7**	ug/L	10.0	0.84	1	11/08/19 06:24	11/08/19 18:44	7440-39-3	
Beryllium	**1.6 U**	ug/L	4.0	1.6	1	11/08/19 06:24	11/08/19 18:44	7440-41-7	
Cadmium	**0.33 U**	ug/L	1.0	0.33	1	11/08/19 06:24	11/08/19 18:44	7440-43-9	
Chromium	**1.7 U**	ug/L	5.0	1.7	1	11/08/19 06:24	11/08/19 18:44	7440-47-3	
Cobalt	**0.96 U**	ug/L	10.0	0.96	1	11/08/19 06:24	11/08/19 18:44	7440-48-4	
Copper	**2.6 U**	ug/L	5.0	2.6	1	11/08/19 06:24	11/08/19 18:44	7440-50-8	
Iron	**3550**	ug/L	40.0	9.2	1	11/08/19 06:24	11/08/19 18:44	7439-89-6	
Nickel	**2.1 U**	ug/L	5.0	2.1	1	11/08/19 06:24	11/08/19 18:44	7440-02-0	
Selenium	**8.5 U**	ug/L	15.0	8.5	1	11/08/19 06:24	11/08/19 18:44	7782-49-2	
Silver	**1.0 U**	ug/L	5.0	1.0	1	11/08/19 06:24	11/08/19 18:44	7440-22-4	
Sodium	**9.3**	mg/L	2.0	0.27	1	11/08/19 06:24	11/08/19 18:44	7440-23-5	
Vanadium	**4.2 I**	ug/L	10.0	1.0	1	11/08/19 06:24	11/08/19 18:44	7440-62-2	
Zinc	**11.0 U**	ug/L	20.0	11.0	1	11/08/19 06:24	11/08/19 18:44	7440-66-6	
6020 MET ICPMS	Analytical Method: EPA 6020 Preparation Method: EPA 3010								
Antimony	**0.50 U**	ug/L	1.0	0.50	1	11/08/19 06:24	11/08/19 12:47	7440-36-0	
Arsenic	**1.7**	ug/L	1.0	0.50	1	11/08/19 06:24	11/08/19 12:47	7440-38-2	
Lead	**0.50 U**	ug/L	1.0	0.50	1	11/08/19 06:24	11/08/19 12:47	7439-92-1	
Selenium	**0.63 I**	ug/L	1.0	0.50	1	11/08/19 06:24	11/08/19 12:47	7782-49-2	
Thallium	**0.11 U**	ug/L	1.0	0.11	1	11/08/19 06:24	11/08/19 12:47	7440-28-0	
7470 Mercury	Analytical Method: EPA 7470 Preparation Method: EPA 7470								
Mercury	**0.10 U**	ug/L	0.20	0.10	1	11/14/19 08:27	11/18/19 16:01	7439-97-6	
8260 MSV	Analytical Method: EPA 8260								
Acetone	**5.3 U**	ug/L	20.0	5.3	1		11/17/19 09:34	67-64-1	
Acrylonitrile	**3.7 U**	ug/L	10.0	3.7	1		11/17/19 09:34	107-13-1	
Benzene	**0.10 U**	ug/L	1.0	0.10	1		11/17/19 09:34	71-43-2	
Bromochloromethane	**0.37 U**	ug/L	1.0	0.37	1		11/17/19 09:34	74-97-5	
Bromodichloromethane	**0.19 U**	ug/L	0.60	0.19	1		11/17/19 09:34	75-27-4	
Bromoform	**2.6 U**	ug/L	3.0	2.6	1		11/17/19 09:34	75-25-2	
Bromomethane	**4.0 U**	ug/L	5.0	4.0	1		11/17/19 09:34	74-83-9	J(L2), J(v2)
2-Butanone (MEK)	**5.0 U**	ug/L	10.0	5.0	1		11/17/19 09:34	78-93-3	

This report shall not be reproduced, except in full,
without the written consent of Pace Analytical Services, LLC.

Pace Analytical Services, LLC
8 East Tower Circle
Ormond Beach, FL 32174
(386)672-5668

ANALYTICAL RESULTS

Project: Lena Road Landfill
Pace Project No.: 35511217

Sample: GW-24 DUP **Lab ID: 35510571013** Collected: 11/07/19 14:37 Received: 11/07/19 17:00 Matrix: Water

Parameters	Results	Units	PQL	MDL	DF	Prepared	Analyzed	CAS No.	Qual
8260 MSV	Analytical Method: EPA 8260								
Carbon disulfide	**0.45 U**	ug/L	10.0	0.45	1		11/17/19 09:34	75-15-0	
Carbon tetrachloride	**0.50 U**	ug/L	3.0	0.50	1		11/17/19 09:34	56-23-5	
Chlorobenzene	**0.50 U**	ug/L	1.0	0.50	1		11/17/19 09:34	108-90-7	
Chloroethane	**3.7 U**	ug/L	10.0	3.7	1		11/17/19 09:34	75-00-3	
Chloroform	**0.50 U**	ug/L	1.0	0.50	1		11/17/19 09:34	67-66-3	
Chloromethane	**0.97 U**	ug/L	1.0	0.97	1		11/17/19 09:34	74-87-3	
Dibromochloromethane	**0.45 U**	ug/L	2.0	0.45	1		11/17/19 09:34	124-48-1	
Dibromomethane	**0.68 U**	ug/L	2.0	0.68	1		11/17/19 09:34	74-95-3	
1,2-Dichlorobenzene	**0.50 U**	ug/L	1.0	0.50	1		11/17/19 09:34	95-50-1	
1,4-Dichlorobenzene	**0.50 U**	ug/L	1.0	0.50	1		11/17/19 09:34	106-46-7	
trans-1,4-Dichloro-2-butene	**2.5 U**	ug/L	10.0	2.5	1		11/17/19 09:34	110-57-6	J(v2)
1,1-Dichloroethane	**0.34 U**	ug/L	1.0	0.34	1		11/17/19 09:34	75-34-3	
1,2-Dichloroethane	**0.50 U**	ug/L	1.0	0.50	1		11/17/19 09:34	107-06-2	
1,1-Dichloroethene	**0.50 U**	ug/L	1.0	0.50	1		11/17/19 09:34	75-35-4	
cis-1,2-Dichloroethene	**0.50 U**	ug/L	1.0	0.50	1		11/17/19 09:34	156-59-2	
trans-1,2-Dichloroethene	**0.50 U**	ug/L	1.0	0.50	1		11/17/19 09:34	156-60-5	
1,2-Dichloropropane	**0.23 U**	ug/L	1.0	0.23	1		11/17/19 09:34	78-87-5	
cis-1,3-Dichloropropene	**0.17 U**	ug/L	0.50	0.17	1		11/17/19 09:34	10061-01-5	
trans-1,3-Dichloropropene	**0.17 U**	ug/L	0.50	0.17	1		11/17/19 09:34	10061-02-6	
Ethylbenzene	**0.50 U**	ug/L	1.0	0.50	1		11/17/19 09:34	100-41-4	
2-Hexanone	**0.85 U**	ug/L	10.0	0.85	1		11/17/19 09:34	591-78-6	
Iodomethane	**9.3 U**	ug/L	10.0	9.3	1		11/17/19 09:34	74-88-4	J(v2)
Methylene Chloride	**2.0 U**	ug/L	5.0	2.0	1		11/17/19 09:34	75-09-2	
4-Methyl-2-pentanone (MIBK)	**0.32 U**	ug/L	10.0	0.32	1		11/17/19 09:34	108-10-1	
Styrene	**0.26 U**	ug/L	1.0	0.26	1		11/17/19 09:34	100-42-5	
1,1,1,2-Tetrachloroethane	**0.32 U**	ug/L	1.0	0.32	1		11/17/19 09:34	630-20-6	
1,1,2,2-Tetrachloroethane	**0.20 U**	ug/L	0.50	0.20	1		11/17/19 09:34	79-34-5	
Tetrachloroethene	**0.50 U**	ug/L	1.0	0.50	1		11/17/19 09:34	127-18-4	
Toluene	**0.50 U**	ug/L	1.0	0.50	1		11/17/19 09:34	108-88-3	
1,1,1-Trichloroethane	**0.30 U**	ug/L	1.0	0.30	1		11/17/19 09:34	71-55-6	
1,1,2-Trichloroethane	**0.30 U**	ug/L	1.0	0.30	1		11/17/19 09:34	79-00-5	
Trichloroethene	**0.50 U**	ug/L	1.0	0.50	1		11/17/19 09:34	79-01-6	
Trichlorofluoromethane	**0.35 U**	ug/L	1.0	0.35	1		11/17/19 09:34	75-69-4	
1,2,3-Trichloropropane	**1.1 U**	ug/L	2.0	1.1	1		11/17/19 09:34	96-18-4	
Vinyl acetate	**0.19 U**	ug/L	10.0	0.19	1		11/17/19 09:34	108-05-4	
Vinyl chloride	**0.50 U**	ug/L	1.0	0.50	1		11/17/19 09:34	75-01-4	
Xylene (Total)	**1.0 U**	ug/L	5.0	1.0	1		11/17/19 09:34	1330-20-7	
Surrogates									
4-Bromofluorobenzene (S)	93	%	70-130		1		11/17/19 09:34	460-00-4	
1,2-Dichloroethane-d4 (S)	105	%	70-130		1		11/17/19 09:34	17060-07-0	
Toluene-d8 (S)	99	%	70-130		1		11/17/19 09:34	2037-26-5	
2540C Total Dissolved Solids	Analytical Method: SM 2540C								
Total Dissolved Solids	**356**	mg/L	5.0	5.0	1		11/12/19 01:01		

This report shall not be reproduced, except in full,
without the written consent of Pace Analytical Services, LLC.

Pace Analytical Services, LLC
8 East Tower Circle
Ormond Beach, FL 32174
(386)672-5668

ANALYTICAL RESULTS

Project: Lena Road Landfill
Pace Project No.: 35511217

Sample: GW-24 DUP **Lab ID: 35510571013** Collected: 11/07/19 14:37 Received: 11/07/19 17:00 Matrix: Water

Parameters	Results	Units	PQL	MDL	DF	Prepared	Analyzed	CAS No.	Qual
300.0 IC Anions 28 Days	Analytical Method: EPA 300.0								
Chloride	**17.5**	mg/L	5.0	2.5	1		11/15/19 04:46	16887-00-6	
350.1 Ammonia	Analytical Method: EPA 350.1								
Nitrogen, Ammonia	**0.91**	mg/L	0.050	0.035	1		11/18/19 13:53	7664-41-7	
353.2 Nitrogen, NO2/NO3 unpres	Analytical Method: EPA 353.2								
Nitrogen, Nitrate	**0.049 I**	mg/L	0.050	0.025	1		11/08/19 17:31	14797-55-8	

This report shall not be reproduced, except in full,
without the written consent of Pace Analytical Services, LLC.

Pace Analytical Services, LLC
8 East Tower Circle
Ormond Beach, FL 32174
(386)672-5668

ANALYTICAL RESULTS

Project: Lena Road Landfill
Pace Project No.: 35511217

Sample: GW-8 **Lab ID: 35510079001** Collected: 11/06/19 08:18 Received: 11/06/19 16:54 Matrix: Water

Parameters	Results	Units	PQL	MDL	DF	Prepared	Analyzed	CAS No.	Qual
Field Data	Analytical Method:								
Field pH	**6.99**	Std. Units			1		11/06/19 08:18		
Field Temperature	**26.6**	deg C			1		11/06/19 08:18		
Field Specific Conductance	**623**	umhos/cm			1		11/06/19 08:18		
Oxygen, Dissolved	**0.69**	mg/L			1		11/06/19 08:18	7782-44-7	
Turbidity	**2.51**	NTU			1		11/06/19 08:18		
8011 GCS EDB and DBCP	Analytical Method: EPA 8011 Preparation Method: EPA 8011								
1,2-Dibromo-3-chloropropane	**0.0066 U**	ug/L	0.021	0.0066	1	11/08/19 11:54	11/09/19 13:44	96-12-8	
1,2-Dibromoethane (EDB)	**0.0077 U**	ug/L	0.010	0.0077	1	11/08/19 11:54	11/09/19 13:44	106-93-4	
6010 MET ICP	Analytical Method: EPA 6010 Preparation Method: EPA 3010								
Barium	**12.5**	ug/L	10.0	0.84	1	11/08/19 05:50	11/08/19 13:22	7440-39-3	
Beryllium	**1.6 U**	ug/L	4.0	1.6	1	11/08/19 05:50	11/08/19 13:22	7440-41-7	
Cadmium	**0.33 U**	ug/L	1.0	0.33	1	11/08/19 05:50	11/08/19 13:22	7440-43-9	
Chromium	**1.7 U**	ug/L	5.0	1.7	1	11/08/19 05:50	11/08/19 13:22	7440-47-3	
Cobalt	**0.96 U**	ug/L	10.0	0.96	1	11/08/19 05:50	11/08/19 13:22	7440-48-4	
Copper	**2.6 U**	ug/L	5.0	2.6	1	11/08/19 05:50	11/08/19 13:22	7440-50-8	
Iron	**42.8**	ug/L	40.0	9.2	1	11/08/19 05:50	11/08/19 13:22	7439-89-6	
Nickel	**2.1 U**	ug/L	5.0	2.1	1	11/08/19 05:50	11/08/19 13:22	7440-02-0	
Selenium	**8.5 U**	ug/L	15.0	8.5	1	11/08/19 05:50	11/08/19 13:22	7782-49-2	
Silver	**1.0 U**	ug/L	5.0	1.0	1	11/08/19 05:50	11/08/19 13:22	7440-22-4	
Sodium	**18.4**	mg/L	2.0	0.27	1	11/08/19 05:50	11/08/19 13:22	7440-23-5	
Vanadium	**1.8 I**	ug/L	10.0	1.0	1	11/08/19 05:50	11/08/19 13:22	7440-62-2	
Zinc	**11.0 U**	ug/L	20.0	11.0	1	11/08/19 05:50	11/08/19 13:22	7440-66-6	
6020 MET ICPMS	Analytical Method: EPA 6020 Preparation Method: EPA 3010								
Antimony	**0.50 U**	ug/L	1.0	0.50	1	11/08/19 05:50	11/08/19 11:15	7440-36-0	
Arsenic	**5.1**	ug/L	1.0	0.50	1	11/08/19 05:50	11/08/19 11:15	7440-38-2	
Lead	**0.50 U**	ug/L	1.0	0.50	1	11/08/19 05:50	11/08/19 11:15	7439-92-1	
Selenium	**0.68 I**	ug/L	1.0	0.50	1	11/08/19 05:50	11/08/19 11:15	7782-49-2	
Thallium	**0.11 U**	ug/L	1.0	0.11	1	11/08/19 05:50	11/08/19 11:15	7440-28-0	
7470 Mercury	Analytical Method: EPA 7470 Preparation Method: EPA 7470								
Mercury	**0.10 U**	ug/L	0.20	0.10	1	11/12/19 09:50	11/13/19 14:39	7439-97-6	
8260 MSV	Analytical Method: EPA 8260								
Acetone	**5.3 U**	ug/L	20.0	5.3	1		11/15/19 19:28	67-64-1	
Acrylonitrile	**3.7 U**	ug/L	10.0	3.7	1		11/15/19 19:28	107-13-1	
Benzene	**0.30 U**	ug/L	1.0	0.30	1		11/15/19 19:28	71-43-2	
Bromochloromethane	**0.37 U**	ug/L	1.0	0.37	1		11/15/19 19:28	74-97-5	
Bromodichloromethane	**0.19 U**	ug/L	0.60	0.19	1		11/15/19 19:28	75-27-4	
Bromoform	**2.6 U**	ug/L	3.0	2.6	1		11/15/19 19:28	75-25-2	
Bromomethane	**4.0 U**	ug/L	5.0	4.0	1		11/15/19 19:28	74-83-9	
2-Butanone (MEK)	**7.5 U**	ug/L	10.0	7.5	1		11/15/19 19:28	78-93-3	J(v2)
Carbon disulfide	**0.45 U**	ug/L	10.0	0.45	1		11/15/19 19:28	75-15-0	J(v2)

This report shall not be reproduced, except in full,
without the written consent of Pace Analytical Services, LLC.

Pace Analytical Services, LLC
8 East Tower Circle
Ormond Beach, FL 32174
(386)672-5668

ANALYTICAL RESULTS

Project: Lena Road Landfill
Pace Project No.: 35511217

Sample: GW-8 **Lab ID: 35510079001** Collected: 11/06/19 08:18 Received: 11/06/19 16:54 Matrix: Water

Parameters	Results	Units	PQL	MDL	DF	Prepared	Analyzed	CAS No.	Qual
8260 MSV	Analytical Method: EPA 8260								
Carbon tetrachloride	**1.1 U**	ug/L	3.0	1.1	1		11/15/19 19:28	56-23-5	
Chlorobenzene	**0.35 U**	ug/L	1.0	0.35	1		11/15/19 19:28	108-90-7	
Chloroethane	**3.7 U**	ug/L	10.0	3.7	1		11/15/19 19:28	75-00-3	
Chloroform	**0.32 U**	ug/L	1.0	0.32	1		11/15/19 19:28	67-66-3	
Chloromethane	**0.97 U**	ug/L	1.0	0.97	1		11/15/19 19:28	74-87-3	
Dibromochloromethane	**0.45 U**	ug/L	2.0	0.45	1		11/15/19 19:28	124-48-1	
Dibromomethane	**0.68 U**	ug/L	2.0	0.68	1		11/15/19 19:28	74-95-3	
1,2-Dichlorobenzene	**0.29 U**	ug/L	1.0	0.29	1		11/15/19 19:28	95-50-1	
1,4-Dichlorobenzene	**0.28 U**	ug/L	1.0	0.28	1		11/15/19 19:28	106-46-7	
trans-1,4-Dichloro-2-butene	**2.5 U**	ug/L	10.0	2.5	1		11/15/19 19:28	110-57-6	
1,1-Dichloroethane	**0.34 U**	ug/L	1.0	0.34	1		11/15/19 19:28	75-34-3	
1,2-Dichloroethane	**0.27 U**	ug/L	1.0	0.27	1		11/15/19 19:28	107-06-2	
1,1-Dichloroethene	**0.27 U**	ug/L	1.0	0.27	1		11/15/19 19:28	75-35-4	
cis-1,2-Dichloroethene	**0.27 U**	ug/L	1.0	0.27	1		11/15/19 19:28	156-59-2	
trans-1,2-Dichloroethene	**0.23 U**	ug/L	1.0	0.23	1		11/15/19 19:28	156-60-5	
1,2-Dichloropropane	**0.23 U**	ug/L	1.0	0.23	1		11/15/19 19:28	78-87-5	
cis-1,3-Dichloropropene	**0.17 U**	ug/L	0.50	0.17	1		11/15/19 19:28	10061-01-5	
trans-1,3-Dichloropropene	**0.17 U**	ug/L	0.50	0.17	1		11/15/19 19:28	10061-02-6	
Ethylbenzene	**0.30 U**	ug/L	1.0	0.30	1		11/15/19 19:28	100-41-4	
2-Hexanone	**0.85 U**	ug/L	10.0	0.85	1		11/15/19 19:28	591-78-6	
Iodomethane	**9.3 U**	ug/L	10.0	9.3	1		11/15/19 19:28	74-88-4	
Methylene Chloride	**2.0 U**	ug/L	5.0	2.0	1		11/15/19 19:28	75-09-2	
4-Methyl-2-pentanone (MIBK)	**0.32 U**	ug/L	10.0	0.32	1		11/15/19 19:28	108-10-1	
Styrene	**0.26 U**	ug/L	1.0	0.26	1		11/15/19 19:28	100-42-5	
1,1,1,2-Tetrachloroethane	**0.32 U**	ug/L	1.0	0.32	1		11/15/19 19:28	630-20-6	
1,1,2,2-Tetrachloroethane	**0.20 U**	ug/L	0.50	0.20	1		11/15/19 19:28	79-34-5	
Tetrachloroethene	**0.38 U**	ug/L	1.0	0.38	1		11/15/19 19:28	127-18-4	
Toluene	**0.33 U**	ug/L	1.0	0.33	1		11/15/19 19:28	108-88-3	
1,1,1-Trichloroethane	**0.30 U**	ug/L	1.0	0.30	1		11/15/19 19:28	71-55-6	
1,1,2-Trichloroethane	**0.30 U**	ug/L	1.0	0.30	1		11/15/19 19:28	79-00-5	
Trichloroethene	**0.36 U**	ug/L	1.0	0.36	1		11/15/19 19:28	79-01-6	
Trichlorofluoromethane	**0.35 U**	ug/L	1.0	0.35	1		11/15/19 19:28	75-69-4	
1,2,3-Trichloropropane	**1.1 U**	ug/L	2.0	1.1	1		11/15/19 19:28	96-18-4	
Vinyl acetate	**0.19 U**	ug/L	10.0	0.19	1		11/15/19 19:28	108-05-4	J(L2), J(v2)
Vinyl chloride	**0.39 U**	ug/L	1.0	0.39	1		11/15/19 19:28	75-01-4	
Xylene (Total)	**2.1 U**	ug/L	5.0	2.1	1		11/15/19 19:28	1330-20-7	
Surrogates									
4-Bromofluorobenzene (S)	92	%	70-130		1		11/15/19 19:28	460-00-4	
1,2-Dichloroethane-d4 (S)	117	%	70-130		1		11/15/19 19:28	17060-07-0	
Toluene-d8 (S)	102	%	70-130		1		11/15/19 19:28	2037-26-5	
2540C Total Dissolved Solids	Analytical Method: SM 2540C								
Total Dissolved Solids	**376**	mg/L	5.0	5.0	1		11/07/19 11:40		

This report shall not be reproduced, except in full,
without the written consent of Pace Analytical Services, LLC.

Pace Analytical Services, LLC
8 East Tower Circle
Ormond Beach, FL 32174
(386)672-5668

ANALYTICAL RESULTS

Project: Lena Road Landfill
Pace Project No.: 35511217

Sample: GW-8 **Lab ID: 35510079001** Collected: 11/06/19 08:18 Received: 11/06/19 16:54 Matrix: Water

Parameters	Results	Units	PQL	MDL	DF	Prepared	Analyzed	CAS No.	Qual
300.0 IC Anions 28 Days	Analytical Method: EPA 300.0								
Chloride	**16.7**	mg/L	5.0	2.5	1		11/12/19 23:24	16887-00-6	
350.1 Ammonia	Analytical Method: EPA 350.1								
Nitrogen, Ammonia	**1.0**	mg/L	0.050	0.035	1		11/12/19 13:19	7664-41-7	
353.2 Nitrogen, NO2/NO3 unpres	Analytical Method: EPA 353.2								
Nitrogen, Nitrate	**0.025 U**	mg/L	0.050	0.025	1		11/07/19 06:07	14797-55-8	

This report shall not be reproduced, except in full,
without the written consent of Pace Analytical Services, LLC.

Pace Analytical Services, LLC
8 East Tower Circle
Ormond Beach, FL 32174
(386)672-5668

ANALYTICAL RESULTS

Project: Lena Road Landfill
Pace Project No.: 35511217

Sample: GW-9 **Lab ID: 35510079002** Collected: 11/06/19 09:06 Received: 11/06/19 16:54 Matrix: Water

Parameters	Results	Units	PQL	MDL	DF	Prepared	Analyzed	CAS No.	Qual
Field Data	Analytical Method:								
Field pH	**6.71**	Std. Units			1		11/06/19 09:06		
Field Temperature	**27.1**	deg C			1		11/06/19 09:06		
Field Specific Conductance	**551**	umhos/cm			1		11/06/19 09:06		
Oxygen, Dissolved	**1.22**	mg/L			1		11/06/19 09:06	7782-44-7	
Turbidity	**1.58**	NTU			1		11/06/19 09:06		
8011 GCS EDB and DBCP	Analytical Method: EPA 8011 Preparation Method: EPA 8011								
1,2-Dibromo-3-chloropropane	**0.0067 U**	ug/L	0.021	0.0067	1	11/08/19 11:54	11/09/19 13:59	96-12-8	
1,2-Dibromoethane (EDB)	**0.0078 U**	ug/L	0.010	0.0078	1	11/08/19 11:54	11/09/19 13:59	106-93-4	
6010 MET ICP	Analytical Method: EPA 6010 Preparation Method: EPA 3010								
Barium	**11.9**	ug/L	10.0	0.84	1	11/08/19 05:50	11/08/19 13:25	7440-39-3	
Beryllium	**1.6 U**	ug/L	4.0	1.6	1	11/08/19 05:50	11/08/19 13:25	7440-41-7	
Cadmium	**0.33 U**	ug/L	1.0	0.33	1	11/08/19 05:50	11/08/19 13:25	7440-43-9	
Chromium	**1.7 U**	ug/L	5.0	1.7	1	11/08/19 05:50	11/08/19 13:25	7440-47-3	
Cobalt	**0.96 U**	ug/L	10.0	0.96	1	11/08/19 05:50	11/08/19 13:25	7440-48-4	
Copper	**2.6 U**	ug/L	5.0	2.6	1	11/08/19 05:50	11/08/19 13:25	7440-50-8	
Iron	**467**	ug/L	40.0	9.2	1	11/08/19 05:50	11/08/19 13:25	7439-89-6	
Nickel	**2.1 U**	ug/L	5.0	2.1	1	11/08/19 05:50	11/08/19 13:25	7440-02-0	
Selenium	**8.5 U**	ug/L	15.0	8.5	1	11/08/19 05:50	11/08/19 13:25	7782-49-2	
Silver	**1.0 U**	ug/L	5.0	1.0	1	11/08/19 05:50	11/08/19 13:25	7440-22-4	
Sodium	**7.9**	mg/L	2.0	0.27	1	11/08/19 05:50	11/08/19 13:25	7440-23-5	
Vanadium	**6.7 I**	ug/L	10.0	1.0	1	11/08/19 05:50	11/08/19 13:25	7440-62-2	
Zinc	**11.0 U**	ug/L	20.0	11.0	1	11/08/19 05:50	11/08/19 13:25	7440-66-6	
6020 MET ICPMS	Analytical Method: EPA 6020 Preparation Method: EPA 3010								
Antimony	**0.50 U**	ug/L	1.0	0.50	1	11/08/19 05:50	11/08/19 11:28	7440-36-0	
Arsenic	**4.0**	ug/L	1.0	0.50	1	11/08/19 05:50	11/08/19 11:28	7440-38-2	
Lead	**0.50 U**	ug/L	1.0	0.50	1	11/08/19 05:50	11/08/19 11:28	7439-92-1	
Selenium	**0.50 U**	ug/L	1.0	0.50	1	11/08/19 05:50	11/08/19 11:28	7782-49-2	
Thallium	**0.11 U**	ug/L	1.0	0.11	1	11/08/19 05:50	11/08/19 11:28	7440-28-0	
7470 Mercury	Analytical Method: EPA 7470 Preparation Method: EPA 7470								
Mercury	**0.10 U**	ug/L	0.20	0.10	1	11/12/19 09:50	11/13/19 14:41	7439-97-6	
8260 MSV	Analytical Method: EPA 8260								
Acetone	**5.3 U**	ug/L	20.0	5.3	1		11/15/19 20:22	67-64-1	
Acrylonitrile	**3.7 U**	ug/L	10.0	3.7	1		11/15/19 20:22	107-13-1	
Benzene	**0.30 U**	ug/L	1.0	0.30	1		11/15/19 20:22	71-43-2	
Bromochloromethane	**0.37 U**	ug/L	1.0	0.37	1		11/15/19 20:22	74-97-5	
Bromodichloromethane	**0.19 U**	ug/L	0.60	0.19	1		11/15/19 20:22	75-27-4	
Bromoform	**2.6 U**	ug/L	3.0	2.6	1		11/15/19 20:22	75-25-2	
Bromomethane	**4.0 U**	ug/L	5.0	4.0	1		11/15/19 20:22	74-83-9	
2-Butanone (MEK)	**7.5 U**	ug/L	10.0	7.5	1		11/15/19 20:22	78-93-3	J(v2)
Carbon disulfide	**0.45 U**	ug/L	10.0	0.45	1		11/15/19 20:22	75-15-0	J(v2)

This report shall not be reproduced, except in full,
without the written consent of Pace Analytical Services, LLC.

Pace Analytical Services, LLC
8 East Tower Circle
Ormond Beach, FL 32174
(386)672-5668

ANALYTICAL RESULTS

Project: Lena Road Landfill
Pace Project No.: 35511217

Sample: GW-9 **Lab ID: 35510079002** Collected: 11/06/19 09:06 Received: 11/06/19 16:54 Matrix: Water

Parameters	Results	Units	PQL	MDL	DF	Prepared	Analyzed	CAS No.	Qual
8260 MSV	Analytical Method: EPA 8260								
Carbon tetrachloride	**1.1 U**	ug/L	3.0	1.1	1		11/15/19 20:22	56-23-5	
Chlorobenzene	**0.35 U**	ug/L	1.0	0.35	1		11/15/19 20:22	108-90-7	
Chloroethane	**3.7 U**	ug/L	10.0	3.7	1		11/15/19 20:22	75-00-3	
Chloroform	**0.32 U**	ug/L	1.0	0.32	1		11/15/19 20:22	67-66-3	
Chloromethane	**0.97 U**	ug/L	1.0	0.97	1		11/15/19 20:22	74-87-3	
Dibromochloromethane	**0.45 U**	ug/L	2.0	0.45	1		11/15/19 20:22	124-48-1	
Dibromomethane	**0.68 U**	ug/L	2.0	0.68	1		11/15/19 20:22	74-95-3	
1,2-Dichlorobenzene	**0.29 U**	ug/L	1.0	0.29	1		11/15/19 20:22	95-50-1	
1,4-Dichlorobenzene	**0.28 U**	ug/L	1.0	0.28	1		11/15/19 20:22	106-46-7	
trans-1,4-Dichloro-2-butene	**2.5 U**	ug/L	10.0	2.5	1		11/15/19 20:22	110-57-6	
1,1-Dichloroethane	**0.34 U**	ug/L	1.0	0.34	1		11/15/19 20:22	75-34-3	
1,2-Dichloroethane	**0.27 U**	ug/L	1.0	0.27	1		11/15/19 20:22	107-06-2	
1,1-Dichloroethene	**0.27 U**	ug/L	1.0	0.27	1		11/15/19 20:22	75-35-4	
cis-1,2-Dichloroethene	**0.27 U**	ug/L	1.0	0.27	1		11/15/19 20:22	156-59-2	
trans-1,2-Dichloroethene	**0.23 U**	ug/L	1.0	0.23	1		11/15/19 20:22	156-60-5	
1,2-Dichloropropane	**0.23 U**	ug/L	1.0	0.23	1		11/15/19 20:22	78-87-5	
cis-1,3-Dichloropropene	**0.17 U**	ug/L	0.50	0.17	1		11/15/19 20:22	10061-01-5	
trans-1,3-Dichloropropene	**0.17 U**	ug/L	0.50	0.17	1		11/15/19 20:22	10061-02-6	
Ethylbenzene	**0.30 U**	ug/L	1.0	0.30	1		11/15/19 20:22	100-41-4	
2-Hexanone	**0.85 U**	ug/L	10.0	0.85	1		11/15/19 20:22	591-78-6	
Iodomethane	**9.3 U**	ug/L	10.0	9.3	1		11/15/19 20:22	74-88-4	
Methylene Chloride	**2.0 U**	ug/L	5.0	2.0	1		11/15/19 20:22	75-09-2	
4-Methyl-2-pentanone (MIBK)	**0.32 U**	ug/L	10.0	0.32	1		11/15/19 20:22	108-10-1	
Styrene	**0.26 U**	ug/L	1.0	0.26	1		11/15/19 20:22	100-42-5	
1,1,1,2-Tetrachloroethane	**0.32 U**	ug/L	1.0	0.32	1		11/15/19 20:22	630-20-6	
1,1,2,2-Tetrachloroethane	**0.20 U**	ug/L	0.50	0.20	1		11/15/19 20:22	79-34-5	
Tetrachloroethene	**0.38 U**	ug/L	1.0	0.38	1		11/15/19 20:22	127-18-4	
Toluene	**0.33 U**	ug/L	1.0	0.33	1		11/15/19 20:22	108-88-3	
1,1,1-Trichloroethane	**0.30 U**	ug/L	1.0	0.30	1		11/15/19 20:22	71-55-6	
1,1,2-Trichloroethane	**0.30 U**	ug/L	1.0	0.30	1		11/15/19 20:22	79-00-5	
Trichloroethene	**0.36 U**	ug/L	1.0	0.36	1		11/15/19 20:22	79-01-6	
Trichlorofluoromethane	**0.35 U**	ug/L	1.0	0.35	1		11/15/19 20:22	75-69-4	
1,2,3-Trichloropropane	**1.1 U**	ug/L	2.0	1.1	1		11/15/19 20:22	96-18-4	
Vinyl acetate	**0.19 U**	ug/L	10.0	0.19	1		11/15/19 20:22	108-05-4	J(L2), J(v2)
Vinyl chloride	**0.39 U**	ug/L	1.0	0.39	1		11/15/19 20:22	75-01-4	
Xylene (Total)	**2.1 U**	ug/L	5.0	2.1	1		11/15/19 20:22	1330-20-7	
Surrogates									
4-Bromofluorobenzene (S)	93	%	70-130		1		11/15/19 20:22	460-00-4	
1,2-Dichloroethane-d4 (S)	118	%	70-130		1		11/15/19 20:22	17060-07-0	
Toluene-d8 (S)	101	%	70-130		1		11/15/19 20:22	2037-26-5	
2540C Total Dissolved Solids	Analytical Method: SM 2540C								
Total Dissolved Solids	**277**	mg/L	5.0	5.0	1		11/07/19 11:41		

This report shall not be reproduced, except in full,
without the written consent of Pace Analytical Services, LLC.

Pace Analytical Services, LLC
8 East Tower Circle
Ormond Beach, FL 32174
(386)672-5668

ANALYTICAL RESULTS

Project: Lena Road Landfill
Pace Project No.: 35511217

Sample: GW-9 **Lab ID: 35510079002** Collected: 11/06/19 09:06 Received: 11/06/19 16:54 Matrix: Water

Parameters	Results	Units	PQL	MDL	DF	Prepared	Analyzed	CAS No.	Qual
300.0 IC Anions 28 Days	Analytical Method: EPA 300.0								
Chloride	**8.3**	mg/L	5.0	2.5	1		11/12/19 23:46	16887-00-6	
350.1 Ammonia	Analytical Method: EPA 350.1								
Nitrogen, Ammonia	**0.99**	mg/L	0.050	0.035	1		11/12/19 13:45	7664-41-7	
353.2 Nitrogen, NO2/NO3 unpres	Analytical Method: EPA 353.2								
Nitrogen, Nitrate	**0.025 U**	mg/L	0.050	0.025	1		11/07/19 06:23	14797-55-8	

This report shall not be reproduced, except in full,
without the written consent of Pace Analytical Services, LLC.

Pace Analytical Services, LLC
8 East Tower Circle
Ormond Beach, FL 32174
(386)672-5668

ANALYTICAL RESULTS

Project: Lena Road Landfill
Pace Project No.: 35511217

Sample: GW-10 **Lab ID: 35510079003** Collected: 11/06/19 10:12 Received: 11/06/19 16:54 Matrix: Water

Parameters	Results	Units	PQL	MDL	DF	Prepared	Analyzed	CAS No.	Qual
Field Data	Analytical Method:								
Field pH	**6.79**	Std. Units			1		11/06/19 10:12		
Field Temperature	**26.1**	deg C			1		11/06/19 10:12		
Field Specific Conductance	**614**	umhos/cm			1		11/06/19 10:12		
Oxygen, Dissolved	**2.04**	mg/L			1		11/06/19 10:12	7782-44-7	
Turbidity	**5.35**	NTU			1		11/06/19 10:12		
8011 GCS EDB and DBCP	Analytical Method: EPA 8011 Preparation Method: EPA 8011								
1,2-Dibromo-3-chloropropane	**0.0065 U**	ug/L	0.020	0.0065	1	11/08/19 11:54	11/09/19 14:15	96-12-8	
1,2-Dibromoethane (EDB)	**0.0077 U**	ug/L	0.010	0.0077	1	11/08/19 11:54	11/09/19 14:15	106-93-4	
6010 MET ICP	Analytical Method: EPA 6010 Preparation Method: EPA 3010								
Barium	**13.7**	ug/L	10.0	0.84	1	11/08/19 05:50	11/08/19 13:29	7440-39-3	
Beryllium	**1.6 U**	ug/L	4.0	1.6	1	11/08/19 05:50	11/08/19 13:29	7440-41-7	
Cadmium	**0.33 U**	ug/L	1.0	0.33	1	11/08/19 05:50	11/08/19 13:29	7440-43-9	
Chromium	**1.7 U**	ug/L	5.0	1.7	1	11/08/19 05:50	11/08/19 13:29	7440-47-3	
Cobalt	**0.96 U**	ug/L	10.0	0.96	1	11/08/19 05:50	11/08/19 13:29	7440-48-4	
Copper	**2.6 U**	ug/L	5.0	2.6	1	11/08/19 05:50	11/08/19 13:29	7440-50-8	
Iron	**1960**	ug/L	40.0	9.2	1	11/08/19 05:50	11/08/19 13:29	7439-89-6	
Nickel	**2.1 U**	ug/L	5.0	2.1	1	11/08/19 05:50	11/08/19 13:29	7440-02-0	
Selenium	**8.5 U**	ug/L	15.0	8.5	1	11/08/19 05:50	11/08/19 13:29	7782-49-2	
Silver	**1.0 U**	ug/L	5.0	1.0	1	11/08/19 05:50	11/08/19 13:29	7440-22-4	
Sodium	**2.7**	mg/L	2.0	0.27	1	11/08/19 05:50	11/08/19 13:29	7440-23-5	
Vanadium	**36.2**	ug/L	10.0	1.0	1	11/08/19 05:50	11/08/19 13:29	7440-62-2	
Zinc	**11.0 U**	ug/L	20.0	11.0	1	11/08/19 05:50	11/08/19 13:29	7440-66-6	
6020 MET ICPMS	Analytical Method: EPA 6020 Preparation Method: EPA 3010								
Antimony	**2.3**	ug/L	1.0	0.50	1	11/08/19 05:50	11/08/19 11:31	7440-36-0	
Arsenic	**22.6**	ug/L	1.0	0.50	1	11/08/19 05:50	11/08/19 11:31	7440-38-2	
Lead	**0.50 U**	ug/L	1.0	0.50	1	11/08/19 05:50	11/08/19 11:31	7439-92-1	
Selenium	**4.6**	ug/L	1.0	0.50	1	11/08/19 05:50	11/08/19 11:31	7782-49-2	
Thallium	**0.12 I**	ug/L	1.0	0.11	1	11/08/19 05:50	11/08/19 11:31	7440-28-0	
7470 Mercury	Analytical Method: EPA 7470 Preparation Method: EPA 7470								
Mercury	**0.10 U**	ug/L	0.20	0.10	1	11/12/19 09:50	11/13/19 14:43	7439-97-6	
8260 MSV	Analytical Method: EPA 8260								
Acetone	**5.3 U**	ug/L	20.0	5.3	1		11/15/19 20:49	67-64-1	
Acrylonitrile	**3.7 U**	ug/L	10.0	3.7	1		11/15/19 20:49	107-13-1	
Benzene	**0.30 U**	ug/L	1.0	0.30	1		11/15/19 20:49	71-43-2	
Bromochloromethane	**0.37 U**	ug/L	1.0	0.37	1		11/15/19 20:49	74-97-5	
Bromodichloromethane	**0.19 U**	ug/L	0.60	0.19	1		11/15/19 20:49	75-27-4	
Bromoform	**2.6 U**	ug/L	3.0	2.6	1		11/15/19 20:49	75-25-2	
Bromomethane	**4.0 U**	ug/L	5.0	4.0	1		11/15/19 20:49	74-83-9	
2-Butanone (MEK)	**7.5 U**	ug/L	10.0	7.5	1		11/15/19 20:49	78-93-3	J(v2)
Carbon disulfide	**0.45 U**	ug/L	10.0	0.45	1		11/15/19 20:49	75-15-0	J(v2)

This report shall not be reproduced, except in full,
without the written consent of Pace Analytical Services, LLC.

Pace Analytical Services, LLC
8 East Tower Circle
Ormond Beach, FL 32174
(386)672-5668

ANALYTICAL RESULTS

Project: Lena Road Landfill
Pace Project No.: 35511217

Sample: GW-10 **Lab ID: 35510079003** Collected: 11/06/19 10:12 Received: 11/06/19 16:54 Matrix: Water

Parameters	Results	Units	PQL	MDL	DF	Prepared	Analyzed	CAS No.	Qual
8260 MSV	Analytical Method: EPA 8260								
Carbon tetrachloride	**1.1 U**	ug/L	3.0	1.1	1		11/15/19 20:49	56-23-5	
Chlorobenzene	**0.35 U**	ug/L	1.0	0.35	1		11/15/19 20:49	108-90-7	
Chloroethane	**3.7 U**	ug/L	10.0	3.7	1		11/15/19 20:49	75-00-3	
Chloroform	**0.32 U**	ug/L	1.0	0.32	1		11/15/19 20:49	67-66-3	
Chloromethane	**0.97 U**	ug/L	1.0	0.97	1		11/15/19 20:49	74-87-3	
Dibromochloromethane	**0.45 U**	ug/L	2.0	0.45	1		11/15/19 20:49	124-48-1	
Dibromomethane	**0.68 U**	ug/L	2.0	0.68	1		11/15/19 20:49	74-95-3	
1,2-Dichlorobenzene	**0.29 U**	ug/L	1.0	0.29	1		11/15/19 20:49	95-50-1	
1,4-Dichlorobenzene	**0.28 U**	ug/L	1.0	0.28	1		11/15/19 20:49	106-46-7	
trans-1,4-Dichloro-2-butene	**2.5 U**	ug/L	10.0	2.5	1		11/15/19 20:49	110-57-6	
1,1-Dichloroethane	**0.34 U**	ug/L	1.0	0.34	1		11/15/19 20:49	75-34-3	
1,2-Dichloroethane	**0.27 U**	ug/L	1.0	0.27	1		11/15/19 20:49	107-06-2	
1,1-Dichloroethene	**0.27 U**	ug/L	1.0	0.27	1		11/15/19 20:49	75-35-4	
cis-1,2-Dichloroethene	**0.27 U**	ug/L	1.0	0.27	1		11/15/19 20:49	156-59-2	
trans-1,2-Dichloroethene	**0.23 U**	ug/L	1.0	0.23	1		11/15/19 20:49	156-60-5	
1,2-Dichloropropane	**0.23 U**	ug/L	1.0	0.23	1		11/15/19 20:49	78-87-5	
cis-1,3-Dichloropropene	**0.17 U**	ug/L	0.50	0.17	1		11/15/19 20:49	10061-01-5	
trans-1,3-Dichloropropene	**0.17 U**	ug/L	0.50	0.17	1		11/15/19 20:49	10061-02-6	
Ethylbenzene	**0.30 U**	ug/L	1.0	0.30	1		11/15/19 20:49	100-41-4	
2-Hexanone	**0.85 U**	ug/L	10.0	0.85	1		11/15/19 20:49	591-78-6	
Iodomethane	**9.3 U**	ug/L	10.0	9.3	1		11/15/19 20:49	74-88-4	
Methylene Chloride	**2.0 U**	ug/L	5.0	2.0	1		11/15/19 20:49	75-09-2	
4-Methyl-2-pentanone (MIBK)	**0.32 U**	ug/L	10.0	0.32	1		11/15/19 20:49	108-10-1	
Styrene	**0.26 U**	ug/L	1.0	0.26	1		11/15/19 20:49	100-42-5	
1,1,1,2-Tetrachloroethane	**0.32 U**	ug/L	1.0	0.32	1		11/15/19 20:49	630-20-6	
1,1,2,2-Tetrachloroethane	**0.20 U**	ug/L	0.50	0.20	1		11/15/19 20:49	79-34-5	
Tetrachloroethene	**0.38 U**	ug/L	1.0	0.38	1		11/15/19 20:49	127-18-4	
Toluene	**0.33 U**	ug/L	1.0	0.33	1		11/15/19 20:49	108-88-3	
1,1,1-Trichloroethane	**0.30 U**	ug/L	1.0	0.30	1		11/15/19 20:49	71-55-6	
1,1,2-Trichloroethane	**0.30 U**	ug/L	1.0	0.30	1		11/15/19 20:49	79-00-5	
Trichloroethene	**0.36 U**	ug/L	1.0	0.36	1		11/15/19 20:49	79-01-6	
Trichlorofluoromethane	**0.35 U**	ug/L	1.0	0.35	1		11/15/19 20:49	75-69-4	
1,2,3-Trichloropropane	**1.1 U**	ug/L	2.0	1.1	1		11/15/19 20:49	96-18-4	
Vinyl acetate	**0.19 U**	ug/L	10.0	0.19	1		11/15/19 20:49	108-05-4	J(L2), J(v2)
Vinyl chloride	**0.39 U**	ug/L	1.0	0.39	1		11/15/19 20:49	75-01-4	
Xylene (Total)	**2.1 U**	ug/L	5.0	2.1	1		11/15/19 20:49	1330-20-7	
Surrogates									
4-Bromofluorobenzene (S)	93	%	70-130		1		11/15/19 20:49	460-00-4	
1,2-Dichloroethane-d4 (S)	117	%	70-130		1		11/15/19 20:49	17060-07-0	
Toluene-d8 (S)	103	%	70-130		1		11/15/19 20:49	2037-26-5	
2540C Total Dissolved Solids	Analytical Method: SM 2540C								
Total Dissolved Solids	**329**	mg/L	5.0	5.0	1		11/07/19 11:42		

This report shall not be reproduced, except in full,
without the written consent of Pace Analytical Services, LLC.

Pace Analytical Services, LLC
8 East Tower Circle
Ormond Beach, FL 32174
(386)672-5668

ANALYTICAL RESULTS

Project: Lena Road Landfill
Pace Project No.: 35511217

Sample: GW-10 **Lab ID: 35510079003** Collected: 11/06/19 10:12 Received: 11/06/19 16:54 Matrix: Water

Parameters	Results	Units	PQL	MDL	DF	Prepared	Analyzed	CAS No.	Qual
300.0 IC Anions 28 Days	Analytical Method: EPA 300.0								
Chloride	**3.7 I**	mg/L	5.0	2.5	1		11/13/19 00:08	16887-00-6	
350.1 Ammonia	Analytical Method: EPA 350.1								
Nitrogen, Ammonia	**1.0**	mg/L	0.050	0.035	1		11/12/19 13:46	7664-41-7	
353.2 Nitrogen, NO2/NO3 unpres	Analytical Method: EPA 353.2								
Nitrogen, Nitrate	**0.035 I**	mg/L	0.050	0.025	1		11/07/19 07:02	14797-55-8	

This report shall not be reproduced, except in full,
without the written consent of Pace Analytical Services, LLC.

Pace Analytical Services, LLC
8 East Tower Circle
Ormond Beach, FL 32174
(386)672-5668

ANALYTICAL RESULTS

Project: Lena Road Landfill
Pace Project No.: 35511217

Sample: GW-11 **Lab ID: 35510079004** Collected: 11/06/19 11:01 Received: 11/06/19 16:54 Matrix: Water

Parameters	Results	Units	PQL	MDL	DF	Prepared	Analyzed	CAS No.	Qual
Field Data	Analytical Method:								
Field pH	**6.52**	Std. Units			1		11/06/19 11:01		
Field Temperature	**27.1**	deg C			1		11/06/19 11:01		
Field Specific Conductance	**585**	umhos/cm			1		11/06/19 11:01		
Oxygen, Dissolved	**0.44**	mg/L			1		11/06/19 11:01	7782-44-7	
Turbidity	**1.15**	NTU			1		11/06/19 11:01		
8011 GCS EDB and DBCP	Analytical Method: EPA 8011 Preparation Method: EPA 8011								
1,2-Dibromo-3-chloropropane	**0.0066 U**	ug/L	0.021	0.0066	1	11/08/19 11:54	11/09/19 14:29	96-12-8	
1,2-Dibromoethane (EDB)	**0.0078 U**	ug/L	0.010	0.0078	1	11/08/19 11:54	11/09/19 14:29	106-93-4	
6010 MET ICP	Analytical Method: EPA 6010 Preparation Method: EPA 3010								
Barium	**10.8**	ug/L	10.0	0.84	1	11/08/19 05:50	11/08/19 13:32	7440-39-3	
Beryllium	**1.6 U**	ug/L	4.0	1.6	1	11/08/19 05:50	11/08/19 13:32	7440-41-7	
Cadmium	**0.33 U**	ug/L	1.0	0.33	1	11/08/19 05:50	11/08/19 13:32	7440-43-9	
Chromium	**1.7 U**	ug/L	5.0	1.7	1	11/08/19 05:50	11/08/19 13:32	7440-47-3	
Cobalt	**0.96 U**	ug/L	10.0	0.96	1	11/08/19 05:50	11/08/19 13:32	7440-48-4	
Copper	**2.6 U**	ug/L	5.0	2.6	1	11/08/19 05:50	11/08/19 13:32	7440-50-8	
Iron	**632**	ug/L	40.0	9.2	1	11/08/19 05:50	11/08/19 13:32	7439-89-6	
Nickel	**2.1 U**	ug/L	5.0	2.1	1	11/08/19 05:50	11/08/19 13:32	7440-02-0	
Selenium	**8.5 U**	ug/L	15.0	8.5	1	11/08/19 05:50	11/08/19 13:32	7782-49-2	
Silver	**1.0 U**	ug/L	5.0	1.0	1	11/08/19 05:50	11/08/19 13:32	7440-22-4	
Sodium	**27.9**	mg/L	2.0	0.27	1	11/08/19 05:50	11/08/19 13:32	7440-23-5	
Vanadium	**1.6 I**	ug/L	10.0	1.0	1	11/08/19 05:50	11/08/19 13:32	7440-62-2	
Zinc	**11.0 U**	ug/L	20.0	11.0	1	11/08/19 05:50	11/08/19 13:32	7440-66-6	
6020 MET ICPMS	Analytical Method: EPA 6020 Preparation Method: EPA 3010								
Antimony	**0.50 U**	ug/L	1.0	0.50	1	11/08/19 05:50	11/08/19 11:33	7440-36-0	
Arsenic	**1.3**	ug/L	1.0	0.50	1	11/08/19 05:50	11/08/19 11:33	7440-38-2	
Lead	**0.50 U**	ug/L	1.0	0.50	1	11/08/19 05:50	11/08/19 11:33	7439-92-1	
Selenium	**0.60 I**	ug/L	1.0	0.50	1	11/08/19 05:50	11/08/19 11:33	7782-49-2	
Thallium	**0.11 U**	ug/L	1.0	0.11	1	11/08/19 05:50	11/08/19 11:33	7440-28-0	
7470 Mercury	Analytical Method: EPA 7470 Preparation Method: EPA 7470								
Mercury	**0.10 U**	ug/L	0.20	0.10	1	11/12/19 09:50	11/13/19 14:46	7439-97-6	
8260 MSV	Analytical Method: EPA 8260								
Acetone	**5.3 U**	ug/L	20.0	5.3	1		11/15/19 21:15	67-64-1	
Acrylonitrile	**3.7 U**	ug/L	10.0	3.7	1		11/15/19 21:15	107-13-1	
Benzene	**0.30 U**	ug/L	1.0	0.30	1		11/15/19 21:15	71-43-2	
Bromochloromethane	**0.37 U**	ug/L	1.0	0.37	1		11/15/19 21:15	74-97-5	
Bromodichloromethane	**0.19 U**	ug/L	0.60	0.19	1		11/15/19 21:15	75-27-4	
Bromoform	**2.6 U**	ug/L	3.0	2.6	1		11/15/19 21:15	75-25-2	
Bromomethane	**4.0 U**	ug/L	5.0	4.0	1		11/15/19 21:15	74-83-9	
2-Butanone (MEK)	**7.5 U**	ug/L	10.0	7.5	1		11/15/19 21:15	78-93-3	J(v2)
Carbon disulfide	**0.45 U**	ug/L	10.0	0.45	1		11/15/19 21:15	75-15-0	J(v2)

This report shall not be reproduced, except in full,
without the written consent of Pace Analytical Services, LLC.

Pace Analytical Services, LLC
8 East Tower Circle
Ormond Beach, FL 32174
(386)672-5668

ANALYTICAL RESULTS

Project: Lena Road Landfill
Pace Project No.: 35511217

Sample: GW-11 **Lab ID: 35510079004** Collected: 11/06/19 11:01 Received: 11/06/19 16:54 Matrix: Water

Parameters	Results	Units	PQL	MDL	DF	Prepared	Analyzed	CAS No.	Qual
8260 MSV	Analytical Method: EPA 8260								
Carbon tetrachloride	**1.1 U**	ug/L	3.0	1.1	1		11/15/19 21:15	56-23-5	
Chlorobenzene	**0.35 U**	ug/L	1.0	0.35	1		11/15/19 21:15	108-90-7	
Chloroethane	**3.7 U**	ug/L	10.0	3.7	1		11/15/19 21:15	75-00-3	
Chloroform	**0.32 U**	ug/L	1.0	0.32	1		11/15/19 21:15	67-66-3	
Chloromethane	**0.97 U**	ug/L	1.0	0.97	1		11/15/19 21:15	74-87-3	
Dibromochloromethane	**0.45 U**	ug/L	2.0	0.45	1		11/15/19 21:15	124-48-1	
Dibromomethane	**0.68 U**	ug/L	2.0	0.68	1		11/15/19 21:15	74-95-3	
1,2-Dichlorobenzene	**0.29 U**	ug/L	1.0	0.29	1		11/15/19 21:15	95-50-1	
1,4-Dichlorobenzene	**0.28 U**	ug/L	1.0	0.28	1		11/15/19 21:15	106-46-7	
trans-1,4-Dichloro-2-butene	**2.5 U**	ug/L	10.0	2.5	1		11/15/19 21:15	110-57-6	
1,1-Dichloroethane	**0.34 U**	ug/L	1.0	0.34	1		11/15/19 21:15	75-34-3	
1,2-Dichloroethane	**0.27 U**	ug/L	1.0	0.27	1		11/15/19 21:15	107-06-2	
1,1-Dichloroethene	**0.27 U**	ug/L	1.0	0.27	1		11/15/19 21:15	75-35-4	
cis-1,2-Dichloroethene	**0.27 U**	ug/L	1.0	0.27	1		11/15/19 21:15	156-59-2	
trans-1,2-Dichloroethene	**0.23 U**	ug/L	1.0	0.23	1		11/15/19 21:15	156-60-5	
1,2-Dichloropropane	**0.23 U**	ug/L	1.0	0.23	1		11/15/19 21:15	78-87-5	
cis-1,3-Dichloropropene	**0.17 U**	ug/L	0.50	0.17	1		11/15/19 21:15	10061-01-5	
trans-1,3-Dichloropropene	**0.17 U**	ug/L	0.50	0.17	1		11/15/19 21:15	10061-02-6	
Ethylbenzene	**0.30 U**	ug/L	1.0	0.30	1		11/15/19 21:15	100-41-4	
2-Hexanone	**0.85 U**	ug/L	10.0	0.85	1		11/15/19 21:15	591-78-6	
Iodomethane	**9.3 U**	ug/L	10.0	9.3	1		11/15/19 21:15	74-88-4	
Methylene Chloride	**2.0 U**	ug/L	5.0	2.0	1		11/15/19 21:15	75-09-2	
4-Methyl-2-pentanone (MIBK)	**0.32 U**	ug/L	10.0	0.32	1		11/15/19 21:15	108-10-1	
Styrene	**0.26 U**	ug/L	1.0	0.26	1		11/15/19 21:15	100-42-5	
1,1,1,2-Tetrachloroethane	**0.32 U**	ug/L	1.0	0.32	1		11/15/19 21:15	630-20-6	
1,1,2,2-Tetrachloroethane	**0.20 U**	ug/L	0.50	0.20	1		11/15/19 21:15	79-34-5	
Tetrachloroethene	**0.38 U**	ug/L	1.0	0.38	1		11/15/19 21:15	127-18-4	
Toluene	**0.33 U**	ug/L	1.0	0.33	1		11/15/19 21:15	108-88-3	
1,1,1-Trichloroethane	**0.30 U**	ug/L	1.0	0.30	1		11/15/19 21:15	71-55-6	
1,1,2-Trichloroethane	**0.30 U**	ug/L	1.0	0.30	1		11/15/19 21:15	79-00-5	
Trichloroethene	**0.36 U**	ug/L	1.0	0.36	1		11/15/19 21:15	79-01-6	
Trichlorofluoromethane	**0.35 U**	ug/L	1.0	0.35	1		11/15/19 21:15	75-69-4	
1,2,3-Trichloropropane	**1.1 U**	ug/L	2.0	1.1	1		11/15/19 21:15	96-18-4	
Vinyl acetate	**0.19 U**	ug/L	10.0	0.19	1		11/15/19 21:15	108-05-4	J(L2), J(v2)
Vinyl chloride	**0.39 U**	ug/L	1.0	0.39	1		11/15/19 21:15	75-01-4	
Xylene (Total)	**2.1 U**	ug/L	5.0	2.1	1		11/15/19 21:15	1330-20-7	
Surrogates									
4-Bromofluorobenzene (S)	94	%	70-130		1		11/15/19 21:15	460-00-4	
1,2-Dichloroethane-d4 (S)	120	%	70-130		1		11/15/19 21:15	17060-07-0	
Toluene-d8 (S)	104	%	70-130		1		11/15/19 21:15	2037-26-5	
2540C Total Dissolved Solids	Analytical Method: SM 2540C								
Total Dissolved Solids	**323**	mg/L	5.0	5.0	1		11/07/19 11:43		

This report shall not be reproduced, except in full,
without the written consent of Pace Analytical Services, LLC.

Pace Analytical Services, LLC
8 East Tower Circle
Ormond Beach, FL 32174
(386)672-5668

ANALYTICAL RESULTS

Project: Lena Road Landfill
Pace Project No.: 35511217

Sample: GW-11 **Lab ID: 35510079004** Collected: 11/06/19 11:01 Received: 11/06/19 16:54 Matrix: Water

Parameters	Results	Units	PQL	MDL	DF	Prepared	Analyzed	CAS No.	Qual
300.0 IC Anions 28 Days	Analytical Method: EPA 300.0								
Chloride	**25.6**	mg/L	5.0	2.5	1		11/13/19 00:30	16887-00-6	
350.1 Ammonia	Analytical Method: EPA 350.1								
Nitrogen, Ammonia	**0.11**	mg/L	0.050	0.035	1		11/12/19 13:51	7664-41-7	
353.2 Nitrogen, NO2/NO3 unpres	Analytical Method: EPA 353.2								
Nitrogen, Nitrate	**0.025 U**	mg/L	0.050	0.025	1		11/07/19 07:22	14797-55-8	

This report shall not be reproduced, except in full,
without the written consent of Pace Analytical Services, LLC.

Pace Analytical Services, LLC
8 East Tower Circle
Ormond Beach, FL 32174
(386)672-5668

ANALYTICAL RESULTS

Project: Lena Road Landfill
Pace Project No.: 35511217

Sample: GW-12 **Lab ID: 35510079005** Collected: 11/06/19 11:49 Received: 11/06/19 16:54 Matrix: Water

Parameters	Results	Units	PQL	MDL	DF	Prepared	Analyzed	CAS No.	Qual
Field Data	Analytical Method:								
Field pH	**6.44**	Std. Units			1		11/06/19 11:49		
Field Temperature	**27.4**	deg C			1		11/06/19 11:49		
Field Specific Conductance	**717**	umhos/cm			1		11/06/19 11:49		
Oxygen, Dissolved	**0.87**	mg/L			1		11/06/19 11:49	7782-44-7	
Turbidity	**1.80**	NTU			1		11/06/19 11:49		
8011 GCS EDB and DBCP	Analytical Method: EPA 8011 Preparation Method: EPA 8011								
1,2-Dibromo-3-chloropropane	**0.0067 U**	ug/L	0.021	0.0067	1	11/08/19 11:54	11/09/19 14:59	96-12-8	
1,2-Dibromoethane (EDB)	**0.0079 U**	ug/L	0.010	0.0079	1	11/08/19 11:54	11/09/19 14:59	106-93-4	
6010 MET ICP	Analytical Method: EPA 6010 Preparation Method: EPA 3010								
Barium	**35.3**	ug/L	10.0	0.84	1	11/08/19 05:50	11/08/19 14:27	7440-39-3	
Beryllium	**1.6 U**	ug/L	4.0	1.6	1	11/08/19 05:50	11/08/19 14:27	7440-41-7	
Cadmium	**0.33 U**	ug/L	1.0	0.33	1	11/08/19 05:50	11/08/19 14:27	7440-43-9	
Chromium	**1.7 U**	ug/L	5.0	1.7	1	11/08/19 05:50	11/08/19 14:27	7440-47-3	
Cobalt	**1.0 I**	ug/L	10.0	0.96	1	11/08/19 05:50	11/08/19 14:27	7440-48-4	
Copper	**2.6 U**	ug/L	5.0	2.6	1	11/08/19 05:50	11/08/19 14:27	7440-50-8	
Iron	**2870**	ug/L	40.0	9.2	1	11/08/19 05:50	11/08/19 14:27	7439-89-6	
Nickel	**2.1 U**	ug/L	5.0	2.1	1	11/08/19 05:50	11/08/19 14:27	7440-02-0	
Selenium	**8.5 U**	ug/L	15.0	8.5	1	11/08/19 05:50	11/08/19 14:27	7782-49-2	
Silver	**1.0 U**	ug/L	5.0	1.0	1	11/08/19 05:50	11/08/19 14:27	7440-22-4	
Sodium	**4.2**	mg/L	2.0	0.27	1	11/08/19 05:50	11/08/19 14:27	7440-23-5	
Vanadium	**15.1**	ug/L	10.0	1.0	1	11/08/19 05:50	11/08/19 14:27	7440-62-2	
Zinc	**11.0 U**	ug/L	20.0	11.0	1	11/08/19 05:50	11/08/19 14:27	7440-66-6	
6020 MET ICPMS	Analytical Method: EPA 6020 Preparation Method: EPA 3010								
Antimony	**2.0**	ug/L	1.0	0.50	1	11/08/19 05:50	11/08/19 11:35	7440-36-0	
Arsenic	**6.1**	ug/L	1.0	0.50	1	11/08/19 05:50	11/08/19 11:35	7440-38-2	
Lead	**0.50 U**	ug/L	1.0	0.50	1	11/08/19 05:50	11/08/19 11:35	7439-92-1	
Selenium	**1.9**	ug/L	1.0	0.50	1	11/08/19 05:50	11/08/19 11:35	7782-49-2	
Thallium	**0.21 I**	ug/L	1.0	0.11	1	11/08/19 05:50	11/08/19 11:35	7440-28-0	
7470 Mercury	Analytical Method: EPA 7470 Preparation Method: EPA 7470								
Mercury	**0.10 U**	ug/L	0.20	0.10	1	11/12/19 09:50	11/13/19 14:53	7439-97-6	
8260 MSV	Analytical Method: EPA 8260								
Acetone	**5.3 U**	ug/L	20.0	5.3	1		11/16/19 15:00	67-64-1	
Acrylonitrile	**3.7 U**	ug/L	10.0	3.7	1		11/16/19 15:00	107-13-1	
Benzene	**0.30 U**	ug/L	1.0	0.30	1		11/16/19 15:00	71-43-2	
Bromochloromethane	**0.37 U**	ug/L	1.0	0.37	1		11/16/19 15:00	74-97-5	
Bromodichloromethane	**0.19 U**	ug/L	0.60	0.19	1		11/16/19 15:00	75-27-4	
Bromoform	**2.6 U**	ug/L	3.0	2.6	1		11/16/19 15:00	75-25-2	
Bromomethane	**4.0 U**	ug/L	5.0	4.0	1		11/16/19 15:00	74-83-9	J(v2)
2-Butanone (MEK)	**7.5 U**	ug/L	10.0	7.5	1		11/16/19 15:00	78-93-3	
Carbon disulfide	**0.45 U**	ug/L	10.0	0.45	1		11/16/19 15:00	75-15-0	

This report shall not be reproduced, except in full,
without the written consent of Pace Analytical Services, LLC.

Pace Analytical Services, LLC
8 East Tower Circle
Ormond Beach, FL 32174
(386)672-5668

ANALYTICAL RESULTS

Project: Lena Road Landfill
Pace Project No.: 35511217

Sample: GW-12 **Lab ID: 35510079005** Collected: 11/06/19 11:49 Received: 11/06/19 16:54 Matrix: Water

Parameters	Results	Units	PQL	MDL	DF	Prepared	Analyzed	CAS No.	Qual
8260 MSV	Analytical Method: EPA 8260								
Carbon tetrachloride	**1.1 U**	ug/L	3.0	1.1	1		11/16/19 15:00	56-23-5	
Chlorobenzene	**0.35 U**	ug/L	1.0	0.35	1		11/16/19 15:00	108-90-7	
Chloroethane	**3.7 U**	ug/L	10.0	3.7	1		11/16/19 15:00	75-00-3	
Chloroform	**0.32 U**	ug/L	1.0	0.32	1		11/16/19 15:00	67-66-3	
Chloromethane	**0.97 U**	ug/L	1.0	0.97	1		11/16/19 15:00	74-87-3	
Dibromochloromethane	**0.45 U**	ug/L	2.0	0.45	1		11/16/19 15:00	124-48-1	
Dibromomethane	**0.68 U**	ug/L	2.0	0.68	1		11/16/19 15:00	74-95-3	
1,2-Dichlorobenzene	**0.29 U**	ug/L	1.0	0.29	1		11/16/19 15:00	95-50-1	
1,4-Dichlorobenzene	**0.28 U**	ug/L	1.0	0.28	1		11/16/19 15:00	106-46-7	
trans-1,4-Dichloro-2-butene	**2.5 U**	ug/L	10.0	2.5	1		11/16/19 15:00	110-57-6	
1,1-Dichloroethane	**0.34 U**	ug/L	1.0	0.34	1		11/16/19 15:00	75-34-3	
1,2-Dichloroethane	**0.27 U**	ug/L	1.0	0.27	1		11/16/19 15:00	107-06-2	
1,1-Dichloroethene	**0.27 U**	ug/L	1.0	0.27	1		11/16/19 15:00	75-35-4	
cis-1,2-Dichloroethene	**0.27 U**	ug/L	1.0	0.27	1		11/16/19 15:00	156-59-2	
trans-1,2-Dichloroethene	**0.23 U**	ug/L	1.0	0.23	1		11/16/19 15:00	156-60-5	
1,2-Dichloropropane	**0.23 U**	ug/L	1.0	0.23	1		11/16/19 15:00	78-87-5	
cis-1,3-Dichloropropene	**0.17 U**	ug/L	0.50	0.17	1		11/16/19 15:00	10061-01-5	
trans-1,3-Dichloropropene	**0.17 U**	ug/L	0.50	0.17	1		11/16/19 15:00	10061-02-6	
Ethylbenzene	**0.30 U**	ug/L	1.0	0.30	1		11/16/19 15:00	100-41-4	
2-Hexanone	**0.85 U**	ug/L	10.0	0.85	1		11/16/19 15:00	591-78-6	
Iodomethane	**9.3 U**	ug/L	10.0	9.3	1		11/16/19 15:00	74-88-4	J(v3)
Methylene Chloride	**2.0 U**	ug/L	5.0	2.0	1		11/16/19 15:00	75-09-2	
4-Methyl-2-pentanone (MIBK)	**0.32 U**	ug/L	10.0	0.32	1		11/16/19 15:00	108-10-1	
Styrene	**0.26 U**	ug/L	1.0	0.26	1		11/16/19 15:00	100-42-5	
1,1,1,2-Tetrachloroethane	**0.32 U**	ug/L	1.0	0.32	1		11/16/19 15:00	630-20-6	
1,1,2,2-Tetrachloroethane	**0.20 U**	ug/L	0.50	0.20	1		11/16/19 15:00	79-34-5	
Tetrachloroethene	**0.38 U**	ug/L	1.0	0.38	1		11/16/19 15:00	127-18-4	J(v2)
Toluene	**0.33 U**	ug/L	1.0	0.33	1		11/16/19 15:00	108-88-3	
1,1,1-Trichloroethane	**0.30 U**	ug/L	1.0	0.30	1		11/16/19 15:00	71-55-6	
1,1,2-Trichloroethane	**0.30 U**	ug/L	1.0	0.30	1		11/16/19 15:00	79-00-5	
Trichloroethene	**0.36 U**	ug/L	1.0	0.36	1		11/16/19 15:00	79-01-6	
Trichlorofluoromethane	**0.35 U**	ug/L	1.0	0.35	1		11/16/19 15:00	75-69-4	J(v2)
1,2,3-Trichloropropane	**1.1 U**	ug/L	2.0	1.1	1		11/16/19 15:00	96-18-4	
Vinyl acetate	**0.19 U**	ug/L	10.0	0.19	1		11/16/19 15:00	108-05-4	
Vinyl chloride	**0.39 U**	ug/L	1.0	0.39	1		11/16/19 15:00	75-01-4	
Xylene (Total)	**2.1 U**	ug/L	5.0	2.1	1		11/16/19 15:00	1330-20-7	
Surrogates									
4-Bromofluorobenzene (S)	98	%	70-130		1		11/16/19 15:00	460-00-4	
1,2-Dichloroethane-d4 (S)	104	%	70-130		1		11/16/19 15:00	17060-07-0	
Toluene-d8 (S)	99	%	70-130		1		11/16/19 15:00	2037-26-5	
2540C Total Dissolved Solids	Analytical Method: SM 2540C								
Total Dissolved Solids	**379**	mg/L	5.0	5.0	1		11/07/19 14:00		
300.0 IC Anions 28 Days	Analytical Method: EPA 300.0								
Chloride	**3.9 I**	mg/L	5.0	2.5	1		11/13/19 04:56	16887-00-6	

This report shall not be reproduced, except in full,
without the written consent of Pace Analytical Services, LLC.

Pace Analytical Services, LLC
8 East Tower Circle
Ormond Beach, FL 32174
(386)672-5668

ANALYTICAL RESULTS

Project: Lena Road Landfill
Pace Project No.: 35511217

Sample: GW-12 **Lab ID: 35510079005** Collected: 11/06/19 11:49 Received: 11/06/19 16:54 Matrix: Water

Parameters	Results	Units	PQL	MDL	DF	Prepared	Analyzed	CAS No.	Qual
350.1 Ammonia	Analytical Method: EPA 350.1								
Nitrogen, Ammonia	**0.54**	mg/L	0.050	0.035	1		11/12/19 13:53	7664-41-7	
353.2 Nitrogen, NO2/NO3 unpres	Analytical Method: EPA 353.2								
Nitrogen, Nitrate	**0.025 U**	mg/L	0.050	0.025	1		11/07/19 07:31	14797-55-8	

This report shall not be reproduced, except in full,
without the written consent of Pace Analytical Services, LLC.

Pace Analytical Services, LLC
8 East Tower Circle
Ormond Beach, FL 32174
(386)672-5668

ANALYTICAL RESULTS

Project: Lena Road Landfill
Pace Project No.: 35511217

Sample: GW-13 **Lab ID: 35510079006** Collected: 11/06/19 12:27 Received: 11/06/19 16:54 Matrix: Water

Parameters	Results	Units	PQL	MDL	DF	Prepared	Analyzed	CAS No.	Qual
Field Data	Analytical Method:								
Field pH	**6.47**	Std. Units			1		11/06/19 12:27		
Field Temperature	**27.7**	deg C			1		11/06/19 12:27		
Field Specific Conductance	**1233**	umhos/cm			1		11/06/19 12:27		
Oxygen, Dissolved	**1.81**	mg/L			1		11/06/19 12:27	7782-44-7	
Turbidity	**1.79**	NTU			1		11/06/19 12:27		
8011 GCS EDB and DBCP	Analytical Method: EPA 8011 Preparation Method: EPA 8011								
1,2-Dibromo-3-chloropropane	**0.0068 U**	ug/L	0.021	0.0068	1	11/08/19 11:54	11/09/19 15:14	96-12-8	
1,2-Dibromoethane (EDB)	**0.0079 U**	ug/L	0.011	0.0079	1	11/08/19 11:54	11/09/19 15:14	106-93-4	
6010 MET ICP	Analytical Method: EPA 6010 Preparation Method: EPA 3010								
Barium	**28.4**	ug/L	10.0	0.84	1	11/08/19 05:50	11/08/19 14:30	7440-39-3	
Beryllium	**1.6 U**	ug/L	4.0	1.6	1	11/08/19 05:50	11/08/19 14:30	7440-41-7	
Cadmium	**0.33 U**	ug/L	1.0	0.33	1	11/08/19 05:50	11/08/19 14:30	7440-43-9	
Chromium	**1.7 U**	ug/L	5.0	1.7	1	11/08/19 05:50	11/08/19 14:30	7440-47-3	
Cobalt	**0.96 U**	ug/L	10.0	0.96	1	11/08/19 05:50	11/08/19 14:30	7440-48-4	
Copper	**2.6 U**	ug/L	5.0	2.6	1	11/08/19 05:50	11/08/19 14:30	7440-50-8	
Iron	**10100**	ug/L	40.0	9.2	1	11/08/19 05:50	11/08/19 14:30	7439-89-6	
Nickel	**2.1 U**	ug/L	5.0	2.1	1	11/08/19 05:50	11/08/19 14:30	7440-02-0	
Selenium	**8.5 U**	ug/L	15.0	8.5	1	11/08/19 05:50	11/08/19 14:30	7782-49-2	
Silver	**1.0 U**	ug/L	5.0	1.0	1	11/08/19 05:50	11/08/19 14:30	7440-22-4	
Sodium	**12.4**	mg/L	2.0	0.27	1	11/08/19 05:50	11/08/19 14:30	7440-23-5	
Vanadium	**4.8 I**	ug/L	10.0	1.0	1	11/08/19 05:50	11/08/19 14:30	7440-62-2	
Zinc	**11.0 U**	ug/L	20.0	11.0	1	11/08/19 05:50	11/08/19 14:30	7440-66-6	
6020 MET ICPMS	Analytical Method: EPA 6020 Preparation Method: EPA 3010								
Antimony	**0.50 U**	ug/L	1.0	0.50	1	11/08/19 05:50	11/08/19 11:37	7440-36-0	
Arsenic	**16.0**	ug/L	1.0	0.50	1	11/08/19 05:50	11/08/19 11:37	7440-38-2	
Lead	**0.50 U**	ug/L	1.0	0.50	1	11/08/19 05:50	11/08/19 11:37	7439-92-1	
Selenium	**1.1**	ug/L	1.0	0.50	1	11/08/19 05:50	11/08/19 11:37	7782-49-2	
Thallium	**0.11 U**	ug/L	1.0	0.11	1	11/08/19 05:50	11/08/19 11:37	7440-28-0	
7470 Mercury	Analytical Method: EPA 7470 Preparation Method: EPA 7470								
Mercury	**0.10 U**	ug/L	0.20	0.10	1	11/12/19 09:50	11/13/19 14:55	7439-97-6	
8260 MSV	Analytical Method: EPA 8260								
Acetone	**5.3 U**	ug/L	20.0	5.3	1		11/16/19 15:49	67-64-1	
Acrylonitrile	**3.7 U**	ug/L	10.0	3.7	1		11/16/19 15:49	107-13-1	
Benzene	**0.30 U**	ug/L	1.0	0.30	1		11/16/19 15:49	71-43-2	
Bromochloromethane	**0.37 U**	ug/L	1.0	0.37	1		11/16/19 15:49	74-97-5	
Bromodichloromethane	**0.19 U**	ug/L	0.60	0.19	1		11/16/19 15:49	75-27-4	
Bromoform	**2.6 U**	ug/L	3.0	2.6	1		11/16/19 15:49	75-25-2	
Bromomethane	**4.0 U**	ug/L	5.0	4.0	1		11/16/19 15:49	74-83-9	J(v2)
2-Butanone (MEK)	**7.5 U**	ug/L	10.0	7.5	1		11/16/19 15:49	78-93-3	
Carbon disulfide	**0.45 U**	ug/L	10.0	0.45	1		11/16/19 15:49	75-15-0	

This report shall not be reproduced, except in full,
without the written consent of Pace Analytical Services, LLC.

Pace Analytical Services, LLC
8 East Tower Circle
Ormond Beach, FL 32174
(386)672-5668

ANALYTICAL RESULTS

Project: Lena Road Landfill
Pace Project No.: 35511217

Sample: GW-13 **Lab ID: 35510079006** Collected: 11/06/19 12:27 Received: 11/06/19 16:54 Matrix: Water

Parameters	Results	Units	PQL	MDL	DF	Prepared	Analyzed	CAS No.	Qual
8260 MSV	Analytical Method: EPA 8260								
Carbon tetrachloride	**1.1 U**	ug/L	3.0	1.1	1		11/16/19 15:49	56-23-5	
Chlorobenzene	**0.35 U**	ug/L	1.0	0.35	1		11/16/19 15:49	108-90-7	
Chloroethane	**3.7 U**	ug/L	10.0	3.7	1		11/16/19 15:49	75-00-3	
Chloroform	**0.32 U**	ug/L	1.0	0.32	1		11/16/19 15:49	67-66-3	
Chloromethane	**0.97 U**	ug/L	1.0	0.97	1		11/16/19 15:49	74-87-3	
Dibromochloromethane	**0.45 U**	ug/L	2.0	0.45	1		11/16/19 15:49	124-48-1	
Dibromomethane	**0.68 U**	ug/L	2.0	0.68	1		11/16/19 15:49	74-95-3	
1,2-Dichlorobenzene	**0.29 U**	ug/L	1.0	0.29	1		11/16/19 15:49	95-50-1	
1,4-Dichlorobenzene	**0.28 U**	ug/L	1.0	0.28	1		11/16/19 15:49	106-46-7	
trans-1,4-Dichloro-2-butene	**2.5 U**	ug/L	10.0	2.5	1		11/16/19 15:49	110-57-6	
1,1-Dichloroethane	**0.34 U**	ug/L	1.0	0.34	1		11/16/19 15:49	75-34-3	
1,2-Dichloroethane	**0.27 U**	ug/L	1.0	0.27	1		11/16/19 15:49	107-06-2	
1,1-Dichloroethene	**0.27 U**	ug/L	1.0	0.27	1		11/16/19 15:49	75-35-4	
cis-1,2-Dichloroethene	**0.27 U**	ug/L	1.0	0.27	1		11/16/19 15:49	156-59-2	
trans-1,2-Dichloroethene	**0.23 U**	ug/L	1.0	0.23	1		11/16/19 15:49	156-60-5	
1,2-Dichloropropane	**0.23 U**	ug/L	1.0	0.23	1		11/16/19 15:49	78-87-5	
cis-1,3-Dichloropropene	**0.17 U**	ug/L	0.50	0.17	1		11/16/19 15:49	10061-01-5	
trans-1,3-Dichloropropene	**0.17 U**	ug/L	0.50	0.17	1		11/16/19 15:49	10061-02-6	
Ethylbenzene	**0.30 U**	ug/L	1.0	0.30	1		11/16/19 15:49	100-41-4	
2-Hexanone	**0.85 U**	ug/L	10.0	0.85	1		11/16/19 15:49	591-78-6	
Iodomethane	**9.3 U**	ug/L	10.0	9.3	1		11/16/19 15:49	74-88-4	J(v3)
Methylene Chloride	**2.0 U**	ug/L	5.0	2.0	1		11/16/19 15:49	75-09-2	
4-Methyl-2-pentanone (MIBK)	**0.32 U**	ug/L	10.0	0.32	1		11/16/19 15:49	108-10-1	
Styrene	**0.26 U**	ug/L	1.0	0.26	1		11/16/19 15:49	100-42-5	
1,1,1,2-Tetrachloroethane	**0.32 U**	ug/L	1.0	0.32	1		11/16/19 15:49	630-20-6	
1,1,2,2-Tetrachloroethane	**0.20 U**	ug/L	0.50	0.20	1		11/16/19 15:49	79-34-5	
Tetrachloroethene	**0.38 U**	ug/L	1.0	0.38	1		11/16/19 15:49	127-18-4	J(v2)
Toluene	**0.33 U**	ug/L	1.0	0.33	1		11/16/19 15:49	108-88-3	
1,1,1-Trichloroethane	**0.30 U**	ug/L	1.0	0.30	1		11/16/19 15:49	71-55-6	
1,1,2-Trichloroethane	**0.30 U**	ug/L	1.0	0.30	1		11/16/19 15:49	79-00-5	
Trichloroethene	**0.36 U**	ug/L	1.0	0.36	1		11/16/19 15:49	79-01-6	
Trichlorofluoromethane	**0.35 U**	ug/L	1.0	0.35	1		11/16/19 15:49	75-69-4	J(v2)
1,2,3-Trichloropropane	**1.1 U**	ug/L	2.0	1.1	1		11/16/19 15:49	96-18-4	
Vinyl acetate	**0.19 U**	ug/L	10.0	0.19	1		11/16/19 15:49	108-05-4	
Vinyl chloride	**0.39 U**	ug/L	1.0	0.39	1		11/16/19 15:49	75-01-4	
Xylene (Total)	**2.1 U**	ug/L	5.0	2.1	1		11/16/19 15:49	1330-20-7	
Surrogates									
4-Bromofluorobenzene (S)	98	%	70-130		1		11/16/19 15:49	460-00-4	
1,2-Dichloroethane-d4 (S)	104	%	70-130		1		11/16/19 15:49	17060-07-0	
Toluene-d8 (S)	99	%	70-130		1		11/16/19 15:49	2037-26-5	
2540C Total Dissolved Solids	Analytical Method: SM 2540C								
Total Dissolved Solids	**626**	mg/L	10.0	10.0	1		11/07/19 14:00		
300.0 IC Anions 28 Days	Analytical Method: EPA 300.0								
Chloride	**9.9**	mg/L	5.0	2.5	1		11/13/19 05:19	16887-00-6	

This report shall not be reproduced, except in full,
without the written consent of Pace Analytical Services, LLC.

Pace Analytical Services, LLC
8 East Tower Circle
Ormond Beach, FL 32174
(386)672-5668

ANALYTICAL RESULTS

Project: Lena Road Landfill
Pace Project No.: 35511217

Sample: GW-13 **Lab ID: 35510079006** Collected: 11/06/19 12:27 Received: 11/06/19 16:54 Matrix: Water

Parameters	Results	Units	PQL	MDL	DF	Prepared	Analyzed	CAS No.	Qual
350.1 Ammonia	Analytical Method: EPA 350.1								
Nitrogen, Ammonia	**4.5**	mg/L	0.050	0.035	1		11/12/19 13:54	7664-41-7	
353.2 Nitrogen, NO2/NO3 unpres	Analytical Method: EPA 353.2								
Nitrogen, Nitrate	**0.025 U**	mg/L	0.050	0.025	1		11/07/19 07:40	14797-55-8	

This report shall not be reproduced, except in full,
without the written consent of Pace Analytical Services, LLC.

Pace Analytical Services, LLC
8 East Tower Circle
Ormond Beach, FL 32174
(386)672-5668

ANALYTICAL RESULTS

Project: Lena Road Landfill
Pace Project No.: 35511217

Sample: GW-14 **Lab ID: 35510079007** Collected: 11/06/19 13:21 Received: 11/06/19 16:54 Matrix: Water

Parameters	Results	Units	PQL	MDL	DF	Prepared	Analyzed	CAS No.	Qual
Field Data	Analytical Method:								
Field pH	**6.79**	Std. Units			1		11/06/19 13:21		
Field Temperature	**27.7**	deg C			1		11/06/19 13:21		
Field Specific Conductance	**917**	umhos/cm			1		11/06/19 13:21		
Oxygen, Dissolved	**1.08**	mg/L			1		11/06/19 13:21	7782-44-7	
Turbidity	**5.31**	NTU			1		11/06/19 13:21		
8011 GCS EDB and DBCP	Analytical Method: EPA 8011 Preparation Method: EPA 8011								
1,2-Dibromo-3-chloropropane	**0.0067 U**	ug/L	0.021	0.0067	1	11/08/19 11:54	11/09/19 15:29	96-12-8	
1,2-Dibromoethane (EDB)	**0.0078 U**	ug/L	0.010	0.0078	1	11/08/19 11:54	11/09/19 15:29	106-93-4	
6010 MET ICP	Analytical Method: EPA 6010 Preparation Method: EPA 3010								
Barium	**31.7**	ug/L	10.0	0.84	1	11/08/19 05:50	11/08/19 14:34	7440-39-3	
Beryllium	**1.6 U**	ug/L	4.0	1.6	1	11/08/19 05:50	11/08/19 14:34	7440-41-7	
Cadmium	**0.33 U**	ug/L	1.0	0.33	1	11/08/19 05:50	11/08/19 14:34	7440-43-9	
Chromium	**1.7 U**	ug/L	5.0	1.7	1	11/08/19 05:50	11/08/19 14:34	7440-47-3	
Cobalt	**0.96 U**	ug/L	10.0	0.96	1	11/08/19 05:50	11/08/19 14:34	7440-48-4	
Copper	**2.6 U**	ug/L	5.0	2.6	1	11/08/19 05:50	11/08/19 14:34	7440-50-8	
Iron	**1680**	ug/L	40.0	9.2	1	11/08/19 05:50	11/08/19 14:34	7439-89-6	
Nickel	**2.1 U**	ug/L	5.0	2.1	1	11/08/19 05:50	11/08/19 14:34	7440-02-0	
Selenium	**8.5 U**	ug/L	15.0	8.5	1	11/08/19 05:50	11/08/19 14:34	7782-49-2	
Silver	**1.0 U**	ug/L	5.0	1.0	1	11/08/19 05:50	11/08/19 14:34	7440-22-4	
Sodium	**14.6**	mg/L	2.0	0.27	1	11/08/19 05:50	11/08/19 14:34	7440-23-5	
Vanadium	**1.0 U**	ug/L	10.0	1.0	1	11/08/19 05:50	11/08/19 14:34	7440-62-2	
Zinc	**11.0 U**	ug/L	20.0	11.0	1	11/08/19 05:50	11/08/19 14:34	7440-66-6	
6020 MET ICPMS	Analytical Method: EPA 6020 Preparation Method: EPA 3010								
Antimony	**0.50 U**	ug/L	1.0	0.50	1	11/08/19 05:50	11/08/19 11:39	7440-36-0	
Arsenic	**1.9**	ug/L	1.0	0.50	1	11/08/19 05:50	11/08/19 11:39	7440-38-2	
Lead	**0.50 U**	ug/L	1.0	0.50	1	11/08/19 05:50	11/08/19 11:39	7439-92-1	
Selenium	**0.96 I**	ug/L	1.0	0.50	1	11/08/19 05:50	11/08/19 11:39	7782-49-2	
Thallium	**0.11 U**	ug/L	1.0	0.11	1	11/08/19 05:50	11/08/19 11:39	7440-28-0	
7470 Mercury	Analytical Method: EPA 7470 Preparation Method: EPA 7470								
Mercury	**0.10 U**	ug/L	0.20	0.10	1	11/12/19 09:50	11/13/19 14:57	7439-97-6	
8260 MSV	Analytical Method: EPA 8260								
Acetone	**5.3 U**	ug/L	20.0	5.3	1		11/16/19 16:14	67-64-1	
Acrylonitrile	**3.7 U**	ug/L	10.0	3.7	1		11/16/19 16:14	107-13-1	
Benzene	**0.30 U**	ug/L	1.0	0.30	1		11/16/19 16:14	71-43-2	
Bromochloromethane	**0.37 U**	ug/L	1.0	0.37	1		11/16/19 16:14	74-97-5	
Bromodichloromethane	**0.19 U**	ug/L	0.60	0.19	1		11/16/19 16:14	75-27-4	
Bromoform	**2.6 U**	ug/L	3.0	2.6	1		11/16/19 16:14	75-25-2	
Bromomethane	**4.0 U**	ug/L	5.0	4.0	1		11/16/19 16:14	74-83-9	J(v2)
2-Butanone (MEK)	**7.5 U**	ug/L	10.0	7.5	1		11/16/19 16:14	78-93-3	
Carbon disulfide	**0.45 U**	ug/L	10.0	0.45	1		11/16/19 16:14	75-15-0	

This report shall not be reproduced, except in full,
without the written consent of Pace Analytical Services, LLC.

Pace Analytical Services, LLC
8 East Tower Circle
Ormond Beach, FL 32174
(386)672-5668

ANALYTICAL RESULTS

Project: Lena Road Landfill
Pace Project No.: 35511217

Sample: GW-14 **Lab ID: 35510079007** Collected: 11/06/19 13:21 Received: 11/06/19 16:54 Matrix: Water

Parameters	Results	Units	PQL	MDL	DF	Prepared	Analyzed	CAS No.	Qual
8260 MSV	Analytical Method: EPA 8260								
Carbon tetrachloride	**1.1 U**	ug/L	3.0	1.1	1		11/16/19 16:14	56-23-5	
Chlorobenzene	**0.35 U**	ug/L	1.0	0.35	1		11/16/19 16:14	108-90-7	
Chloroethane	**3.7 U**	ug/L	10.0	3.7	1		11/16/19 16:14	75-00-3	
Chloroform	**0.32 U**	ug/L	1.0	0.32	1		11/16/19 16:14	67-66-3	
Chloromethane	**0.97 U**	ug/L	1.0	0.97	1		11/16/19 16:14	74-87-3	
Dibromochloromethane	**0.45 U**	ug/L	2.0	0.45	1		11/16/19 16:14	124-48-1	
Dibromomethane	**0.68 U**	ug/L	2.0	0.68	1		11/16/19 16:14	74-95-3	
1,2-Dichlorobenzene	**0.29 U**	ug/L	1.0	0.29	1		11/16/19 16:14	95-50-1	
1,4-Dichlorobenzene	**0.28 U**	ug/L	1.0	0.28	1		11/16/19 16:14	106-46-7	
trans-1,4-Dichloro-2-butene	**2.5 U**	ug/L	10.0	2.5	1		11/16/19 16:14	110-57-6	
1,1-Dichloroethane	**0.34 U**	ug/L	1.0	0.34	1		11/16/19 16:14	75-34-3	
1,2-Dichloroethane	**0.27 U**	ug/L	1.0	0.27	1		11/16/19 16:14	107-06-2	
1,1-Dichloroethene	**0.27 U**	ug/L	1.0	0.27	1		11/16/19 16:14	75-35-4	
cis-1,2-Dichloroethene	**0.27 U**	ug/L	1.0	0.27	1		11/16/19 16:14	156-59-2	
trans-1,2-Dichloroethene	**0.23 U**	ug/L	1.0	0.23	1		11/16/19 16:14	156-60-5	
1,2-Dichloropropane	**0.23 U**	ug/L	1.0	0.23	1		11/16/19 16:14	78-87-5	
cis-1,3-Dichloropropene	**0.17 U**	ug/L	0.50	0.17	1		11/16/19 16:14	10061-01-5	
trans-1,3-Dichloropropene	**0.17 U**	ug/L	0.50	0.17	1		11/16/19 16:14	10061-02-6	
Ethylbenzene	**0.30 U**	ug/L	1.0	0.30	1		11/16/19 16:14	100-41-4	
2-Hexanone	**0.85 U**	ug/L	10.0	0.85	1		11/16/19 16:14	591-78-6	
Iodomethane	**9.3 U**	ug/L	10.0	9.3	1		11/16/19 16:14	74-88-4	J(v3)
Methylene Chloride	**2.0 U**	ug/L	5.0	2.0	1		11/16/19 16:14	75-09-2	
4-Methyl-2-pentanone (MIBK)	**0.32 U**	ug/L	10.0	0.32	1		11/16/19 16:14	108-10-1	
Styrene	**0.26 U**	ug/L	1.0	0.26	1		11/16/19 16:14	100-42-5	
1,1,1,2-Tetrachloroethane	**0.32 U**	ug/L	1.0	0.32	1		11/16/19 16:14	630-20-6	
1,1,2,2-Tetrachloroethane	**0.20 U**	ug/L	0.50	0.20	1		11/16/19 16:14	79-34-5	
Tetrachloroethene	**0.38 U**	ug/L	1.0	0.38	1		11/16/19 16:14	127-18-4	J(v2)
Toluene	**0.33 U**	ug/L	1.0	0.33	1		11/16/19 16:14	108-88-3	
1,1,1-Trichloroethane	**0.30 U**	ug/L	1.0	0.30	1		11/16/19 16:14	71-55-6	
1,1,2-Trichloroethane	**0.30 U**	ug/L	1.0	0.30	1		11/16/19 16:14	79-00-5	
Trichloroethene	**0.36 U**	ug/L	1.0	0.36	1		11/16/19 16:14	79-01-6	
Trichlorofluoromethane	**0.35 U**	ug/L	1.0	0.35	1		11/16/19 16:14	75-69-4	J(v2)
1,2,3-Trichloropropane	**1.1 U**	ug/L	2.0	1.1	1		11/16/19 16:14	96-18-4	
Vinyl acetate	**0.19 U**	ug/L	10.0	0.19	1		11/16/19 16:14	108-05-4	
Vinyl chloride	**0.39 U**	ug/L	1.0	0.39	1		11/16/19 16:14	75-01-4	
Xylene (Total)	**2.1 U**	ug/L	5.0	2.1	1		11/16/19 16:14	1330-20-7	
Surrogates									
4-Bromofluorobenzene (S)	98	%	70-130		1		11/16/19 16:14	460-00-4	
1,2-Dichloroethane-d4 (S)	101	%	70-130		1		11/16/19 16:14	17060-07-0	
Toluene-d8 (S)	100	%	70-130		1		11/16/19 16:14	2037-26-5	
2540C Total Dissolved Solids	Analytical Method: SM 2540C								
Total Dissolved Solids	**513**	mg/L	5.0	5.0	1		11/07/19 14:01		
300.0 IC Anions 28 Days	Analytical Method: EPA 300.0								
Chloride	**11.6**	mg/L	10.0	5.0	2		11/13/19 01:37	16887-00-6	

This report shall not be reproduced, except in full,
without the written consent of Pace Analytical Services, LLC.

Pace Analytical Services, LLC
8 East Tower Circle
Ormond Beach, FL 32174
(386)672-5668

ANALYTICAL RESULTS

Project: Lena Road Landfill
Pace Project No.: 35511217

Sample: GW-14 **Lab ID: 35510079007** Collected: 11/06/19 13:21 Received: 11/06/19 16:54 Matrix: Water

Parameters	Results	Units	PQL	MDL	DF	Prepared	Analyzed	CAS No.	Qual
350.1 Ammonia	Analytical Method: EPA 350.1								
Nitrogen, Ammonia	**0.78**	mg/L	0.050	0.035	1		11/12/19 13:56	7664-41-7	
353.2 Nitrogen, NO2/NO3 unpres	Analytical Method: EPA 353.2								
Nitrogen, Nitrate	**0.025 U**	mg/L	0.050	0.025	1		11/07/19 07:55	14797-55-8	

This report shall not be reproduced, except in full,
without the written consent of Pace Analytical Services, LLC.

Pace Analytical Services, LLC
8 East Tower Circle
Ormond Beach, FL 32174
(386)672-5668

ANALYTICAL RESULTS

Project: Lena Road Landfill
Pace Project No.: 35511217

Sample: BGW-1 **Lab ID: 35510079008** Collected: 11/06/19 14:07 Received: 11/06/19 16:54 Matrix: Water

Parameters	Results	Units	PQL	MDL	DF	Prepared	Analyzed	CAS No.	Qual
Field Data	Analytical Method:								
Field pH	**6.48**	Std. Units			1		11/06/19 14:07		
Field Temperature	**29.0**	deg C			1		11/06/19 14:07		
Field Specific Conductance	**637**	umhos/cm			1		11/06/19 14:07		
Oxygen, Dissolved	**0.98**	mg/L			1		11/06/19 14:07	7782-44-7	
Turbidity	**2.76**	NTU			1		11/06/19 14:07		
8011 GCS EDB and DBCP	Analytical Method: EPA 8011 Preparation Method: EPA 8011								
1,2-Dibromo-3-chloropropane	**0.0067 U**	ug/L	0.021	0.0067	1	11/08/19 11:54	11/09/19 15:44	96-12-8	
1,2-Dibromoethane (EDB)	**0.0078 U**	ug/L	0.010	0.0078	1	11/08/19 11:54	11/09/19 15:44	106-93-4	
6010 MET ICP	Analytical Method: EPA 6010 Preparation Method: EPA 3010								
Barium	**16.0**	ug/L	10.0	0.84	1	11/08/19 05:50	11/08/19 14:37	7440-39-3	
Beryllium	**1.6 U**	ug/L	4.0	1.6	1	11/08/19 05:50	11/08/19 14:37	7440-41-7	
Cadmium	**0.33 U**	ug/L	1.0	0.33	1	11/08/19 05:50	11/08/19 14:37	7440-43-9	
Chromium	**1.7 U**	ug/L	5.0	1.7	1	11/08/19 05:50	11/08/19 14:37	7440-47-3	
Cobalt	**0.96 U**	ug/L	10.0	0.96	1	11/08/19 05:50	11/08/19 14:37	7440-48-4	
Copper	**2.6 U**	ug/L	5.0	2.6	1	11/08/19 05:50	11/08/19 14:37	7440-50-8	
Iron	**1210**	ug/L	40.0	9.2	1	11/08/19 05:50	11/08/19 14:37	7439-89-6	
Nickel	**2.1 U**	ug/L	5.0	2.1	1	11/08/19 05:50	11/08/19 14:37	7440-02-0	
Selenium	**8.5 U**	ug/L	15.0	8.5	1	11/08/19 05:50	11/08/19 14:37	7782-49-2	
Silver	**1.0 U**	ug/L	5.0	1.0	1	11/08/19 05:50	11/08/19 14:37	7440-22-4	
Sodium	**35.5**	mg/L	2.0	0.27	1	11/08/19 05:50	11/08/19 14:37	7440-23-5	
Vanadium	**3.5 I**	ug/L	10.0	1.0	1	11/08/19 05:50	11/08/19 14:37	7440-62-2	
Zinc	**11.0 U**	ug/L	20.0	11.0	1	11/08/19 05:50	11/08/19 14:37	7440-66-6	
6020 MET ICPMS	Analytical Method: EPA 6020 Preparation Method: EPA 3010								
Antimony	**0.50 U**	ug/L	1.0	0.50	1	11/08/19 05:50	11/08/19 11:42	7440-36-0	
Arsenic	**17.2**	ug/L	1.0	0.50	1	11/08/19 05:50	11/08/19 11:42	7440-38-2	
Lead	**0.50 U**	ug/L	1.0	0.50	1	11/08/19 05:50	11/08/19 11:42	7439-92-1	
Selenium	**1.7**	ug/L	1.0	0.50	1	11/08/19 05:50	11/08/19 11:42	7782-49-2	
Thallium	**0.11 U**	ug/L	1.0	0.11	1	11/08/19 05:50	11/08/19 11:42	7440-28-0	
7470 Mercury	Analytical Method: EPA 7470 Preparation Method: EPA 7470								
Mercury	**0.10 U**	ug/L	0.20	0.10	1	11/12/19 09:50	11/13/19 14:59	7439-97-6	
8260 MSV	Analytical Method: EPA 8260								
Acetone	**5.3 U**	ug/L	20.0	5.3	1		11/16/19 16:38	67-64-1	
Acrylonitrile	**3.7 U**	ug/L	10.0	3.7	1		11/16/19 16:38	107-13-1	
Benzene	**0.30 U**	ug/L	1.0	0.30	1		11/16/19 16:38	71-43-2	
Bromochloromethane	**0.37 U**	ug/L	1.0	0.37	1		11/16/19 16:38	74-97-5	
Bromodichloromethane	**0.19 U**	ug/L	0.60	0.19	1		11/16/19 16:38	75-27-4	
Bromoform	**2.6 U**	ug/L	3.0	2.6	1		11/16/19 16:38	75-25-2	
Bromomethane	**4.0 U**	ug/L	5.0	4.0	1		11/16/19 16:38	74-83-9	J(v2)
2-Butanone (MEK)	**7.5 U**	ug/L	10.0	7.5	1		11/16/19 16:38	78-93-3	
Carbon disulfide	**0.45 U**	ug/L	10.0	0.45	1		11/16/19 16:38	75-15-0	

This report shall not be reproduced, except in full,
without the written consent of Pace Analytical Services, LLC.

Pace Analytical Services, LLC
8 East Tower Circle
Ormond Beach, FL 32174
(386)672-5668

ANALYTICAL RESULTS

Project: Lena Road Landfill
Pace Project No.: 35511217

Sample: BGW-1 **Lab ID: 35510079008** Collected: 11/06/19 14:07 Received: 11/06/19 16:54 Matrix: Water

Parameters	Results	Units	PQL	MDL	DF	Prepared	Analyzed	CAS No.	Qual
8260 MSV	Analytical Method: EPA 8260								
Carbon tetrachloride	**1.1 U**	ug/L	3.0	1.1	1		11/16/19 16:38	56-23-5	
Chlorobenzene	**0.35 U**	ug/L	1.0	0.35	1		11/16/19 16:38	108-90-7	
Chloroethane	**3.7 U**	ug/L	10.0	3.7	1		11/16/19 16:38	75-00-3	
Chloroform	**0.32 U**	ug/L	1.0	0.32	1		11/16/19 16:38	67-66-3	
Chloromethane	**0.97 U**	ug/L	1.0	0.97	1		11/16/19 16:38	74-87-3	
Dibromochloromethane	**0.45 U**	ug/L	2.0	0.45	1		11/16/19 16:38	124-48-1	
Dibromomethane	**0.68 U**	ug/L	2.0	0.68	1		11/16/19 16:38	74-95-3	
1,2-Dichlorobenzene	**0.29 U**	ug/L	1.0	0.29	1		11/16/19 16:38	95-50-1	
1,4-Dichlorobenzene	**0.28 U**	ug/L	1.0	0.28	1		11/16/19 16:38	106-46-7	
trans-1,4-Dichloro-2-butene	**2.5 U**	ug/L	10.0	2.5	1		11/16/19 16:38	110-57-6	
1,1-Dichloroethane	**0.34 U**	ug/L	1.0	0.34	1		11/16/19 16:38	75-34-3	
1,2-Dichloroethane	**0.27 U**	ug/L	1.0	0.27	1		11/16/19 16:38	107-06-2	
1,1-Dichloroethene	**0.27 U**	ug/L	1.0	0.27	1		11/16/19 16:38	75-35-4	
cis-1,2-Dichloroethene	**0.27 U**	ug/L	1.0	0.27	1		11/16/19 16:38	156-59-2	
trans-1,2-Dichloroethene	**0.23 U**	ug/L	1.0	0.23	1		11/16/19 16:38	156-60-5	
1,2-Dichloropropane	**0.23 U**	ug/L	1.0	0.23	1		11/16/19 16:38	78-87-5	
cis-1,3-Dichloropropene	**0.17 U**	ug/L	0.50	0.17	1		11/16/19 16:38	10061-01-5	
trans-1,3-Dichloropropene	**0.17 U**	ug/L	0.50	0.17	1		11/16/19 16:38	10061-02-6	
Ethylbenzene	**0.30 U**	ug/L	1.0	0.30	1		11/16/19 16:38	100-41-4	
2-Hexanone	**0.85 U**	ug/L	10.0	0.85	1		11/16/19 16:38	591-78-6	
Iodomethane	**9.3 U**	ug/L	10.0	9.3	1		11/16/19 16:38	74-88-4	J(v3)
Methylene Chloride	**2.0 U**	ug/L	5.0	2.0	1		11/16/19 16:38	75-09-2	
4-Methyl-2-pentanone (MIBK)	**0.32 U**	ug/L	10.0	0.32	1		11/16/19 16:38	108-10-1	
Styrene	**0.26 U**	ug/L	1.0	0.26	1		11/16/19 16:38	100-42-5	
1,1,1,2-Tetrachloroethane	**0.32 U**	ug/L	1.0	0.32	1		11/16/19 16:38	630-20-6	
1,1,2,2-Tetrachloroethane	**0.20 U**	ug/L	0.50	0.20	1		11/16/19 16:38	79-34-5	
Tetrachloroethene	**0.38 U**	ug/L	1.0	0.38	1		11/16/19 16:38	127-18-4	J(v2)
Toluene	**0.33 U**	ug/L	1.0	0.33	1		11/16/19 16:38	108-88-3	
1,1,1-Trichloroethane	**0.30 U**	ug/L	1.0	0.30	1		11/16/19 16:38	71-55-6	
1,1,2-Trichloroethane	**0.30 U**	ug/L	1.0	0.30	1		11/16/19 16:38	79-00-5	
Trichloroethene	**0.36 U**	ug/L	1.0	0.36	1		11/16/19 16:38	79-01-6	
Trichlorofluoromethane	**0.35 U**	ug/L	1.0	0.35	1		11/16/19 16:38	75-69-4	J(v2)
1,2,3-Trichloropropane	**1.1 U**	ug/L	2.0	1.1	1		11/16/19 16:38	96-18-4	
Vinyl acetate	**0.19 U**	ug/L	10.0	0.19	1		11/16/19 16:38	108-05-4	
Vinyl chloride	**0.39 U**	ug/L	1.0	0.39	1		11/16/19 16:38	75-01-4	
Xylene (Total)	**2.1 U**	ug/L	5.0	2.1	1		11/16/19 16:38	1330-20-7	
Surrogates									
4-Bromofluorobenzene (S)	100	%	70-130		1		11/16/19 16:38	460-00-4	
1,2-Dichloroethane-d4 (S)	104	%	70-130		1		11/16/19 16:38	17060-07-0	
Toluene-d8 (S)	100	%	70-130		1		11/16/19 16:38	2037-26-5	
2540C Total Dissolved Solids	Analytical Method: SM 2540C								
Total Dissolved Solids	**339**	mg/L	5.0	5.0	1		11/07/19 14:01		
300.0 IC Anions 28 Days	Analytical Method: EPA 300.0								
Chloride	**37.9**	mg/L	5.0	2.5	1		11/13/19 01:59	16887-00-6	

This report shall not be reproduced, except in full,
without the written consent of Pace Analytical Services, LLC.

Pace Analytical Services, LLC
8 East Tower Circle
Ormond Beach, FL 32174
(386)672-5668

ANALYTICAL RESULTS

Project: Lena Road Landfill
Pace Project No.: 35511217

Sample: BGW-1 **Lab ID: 35510079008** Collected: 11/06/19 14:07 Received: 11/06/19 16:54 Matrix: Water

Parameters	Results	Units	PQL	MDL	DF	Prepared	Analyzed	CAS No.	Qual
350.1 Ammonia	Analytical Method: EPA 350.1								
Nitrogen, Ammonia	**0.87**	mg/L	0.050	0.035	1		11/12/19 13:57	7664-41-7	
353.2 Nitrogen, NO2/NO3 unpres	Analytical Method: EPA 353.2								
Nitrogen, Nitrate	**0.025 U**	mg/L	0.050	0.025	1		11/07/19 08:00	14797-55-8	

This report shall not be reproduced, except in full,
without the written consent of Pace Analytical Services, LLC.

Pace Analytical Services, LLC
8 East Tower Circle
Ormond Beach, FL 32174
(386)672-5668

ANALYTICAL RESULTS

Project: Lena Road Landfill
Pace Project No.: 35511217

Sample: GW-15 **Lab ID: 35510079009** Collected: 11/06/19 14:46 Received: 11/06/19 16:54 Matrix: Water

Parameters	Results	Units	PQL	MDL	DF	Prepared	Analyzed	CAS No.	Qual
Field Data	Analytical Method:								
Field pH	**6.30**	Std. Units			1		11/06/19 14:46		
Field Temperature	**27.2**	deg C			1		11/06/19 14:46		
Field Specific Conductance	**1004**	umhos/cm			1		11/06/19 14:46		
Oxygen, Dissolved	**0.48**	mg/L			1		11/06/19 14:46	7782-44-7	
Turbidity	**4.24**	NTU			1		11/06/19 14:46		
8011 GCS EDB and DBCP	Analytical Method: EPA 8011 Preparation Method: EPA 8011								
1,2-Dibromo-3-chloropropane	**0.0067 U**	ug/L	0.021	0.0067	1	11/08/19 11:54	11/09/19 16:29	96-12-8	J(M1)
1,2-Dibromoethane (EDB)	**0.0079 U**	ug/L	0.011	0.0079	1	11/08/19 11:54	11/09/19 16:29	106-93-4	
6010 MET ICP	Analytical Method: EPA 6010 Preparation Method: EPA 3010								
Barium	**66.4**	ug/L	10.0	0.84	1	11/08/19 05:50	11/08/19 14:41	7440-39-3	
Beryllium	**1.6 U**	ug/L	4.0	1.6	1	11/08/19 05:50	11/08/19 14:41	7440-41-7	
Cadmium	**0.33 U**	ug/L	1.0	0.33	1	11/08/19 05:50	11/08/19 14:41	7440-43-9	
Chromium	**4.6 I**	ug/L	5.0	1.7	1	11/08/19 05:50	11/08/19 14:41	7440-47-3	
Cobalt	**0.96 U**	ug/L	10.0	0.96	1	11/08/19 05:50	11/08/19 14:41	7440-48-4	
Copper	**2.6 U**	ug/L	5.0	2.6	1	11/08/19 05:50	11/08/19 14:41	7440-50-8	
Iron	**24500**	ug/L	40.0	9.2	1	11/08/19 05:50	11/08/19 14:41	7439-89-6	
Nickel	**2.1 U**	ug/L	5.0	2.1	1	11/08/19 05:50	11/08/19 14:41	7440-02-0	
Selenium	**8.5 U**	ug/L	15.0	8.5	1	11/08/19 05:50	11/08/19 14:41	7782-49-2	
Silver	**1.0 U**	ug/L	5.0	1.0	1	11/08/19 05:50	11/08/19 14:41	7440-22-4	
Sodium	**53.3**	mg/L	2.0	0.27	1	11/08/19 05:50	11/08/19 14:41	7440-23-5	
Vanadium	**29.6**	ug/L	10.0	1.0	1	11/08/19 05:50	11/08/19 14:41	7440-62-2	
Zinc	**11.0 U**	ug/L	20.0	11.0	1	11/08/19 05:50	11/08/19 14:41	7440-66-6	
6020 MET ICPMS	Analytical Method: EPA 6020 Preparation Method: EPA 3010								
Antimony	**0.50 U**	ug/L	1.0	0.50	1	11/08/19 05:50	11/08/19 11:44	7440-36-0	
Arsenic	**6.8**	ug/L	1.0	0.50	1	11/08/19 05:50	11/08/19 11:44	7440-38-2	
Lead	**0.50 U**	ug/L	1.0	0.50	1	11/08/19 05:50	11/08/19 11:44	7439-92-1	
Selenium	**0.68 I**	ug/L	1.0	0.50	1	11/08/19 05:50	11/08/19 11:44	7782-49-2	
Thallium	**0.11 U**	ug/L	1.0	0.11	1	11/08/19 05:50	11/08/19 11:44	7440-28-0	
7470 Mercury	Analytical Method: EPA 7470 Preparation Method: EPA 7470								
Mercury	**0.10 U**	ug/L	0.20	0.10	1	11/12/19 09:50	11/13/19 15:02	7439-97-6	
8260 MSV	Analytical Method: EPA 8260								
Acetone	**5.3 U**	ug/L	20.0	5.3	1		11/16/19 17:03	67-64-1	
Acrylonitrile	**3.7 U**	ug/L	10.0	3.7	1		11/16/19 17:03	107-13-1	
Benzene	**0.30 U**	ug/L	1.0	0.30	1		11/16/19 17:03	71-43-2	
Bromochloromethane	**0.37 U**	ug/L	1.0	0.37	1		11/16/19 17:03	74-97-5	
Bromodichloromethane	**0.19 U**	ug/L	0.60	0.19	1		11/16/19 17:03	75-27-4	
Bromoform	**2.6 U**	ug/L	3.0	2.6	1		11/16/19 17:03	75-25-2	
Bromomethane	**4.0 U**	ug/L	5.0	4.0	1		11/16/19 17:03	74-83-9	J(v2)
2-Butanone (MEK)	**7.5 U**	ug/L	10.0	7.5	1		11/16/19 17:03	78-93-3	
Carbon disulfide	**0.45 U**	ug/L	10.0	0.45	1		11/16/19 17:03	75-15-0	

This report shall not be reproduced, except in full,
without the written consent of Pace Analytical Services, LLC.

Pace Analytical Services, LLC
8 East Tower Circle
Ormond Beach, FL 32174
(386)672-5668

ANALYTICAL RESULTS

Project: Lena Road Landfill
Pace Project No.: 35511217

Sample: GW-15 **Lab ID: 35510079009** Collected: 11/06/19 14:46 Received: 11/06/19 16:54 Matrix: Water

Parameters	Results	Units	PQL	MDL	DF	Prepared	Analyzed	CAS No.	Qual
8260 MSV	Analytical Method: EPA 8260								
Carbon tetrachloride	**1.1 U**	ug/L	3.0	1.1	1		11/16/19 17:03	56-23-5	
Chlorobenzene	**0.35 U**	ug/L	1.0	0.35	1		11/16/19 17:03	108-90-7	
Chloroethane	**3.7 U**	ug/L	10.0	3.7	1		11/16/19 17:03	75-00-3	
Chloroform	**0.32 U**	ug/L	1.0	0.32	1		11/16/19 17:03	67-66-3	
Chloromethane	**0.97 U**	ug/L	1.0	0.97	1		11/16/19 17:03	74-87-3	
Dibromochloromethane	**0.45 U**	ug/L	2.0	0.45	1		11/16/19 17:03	124-48-1	
Dibromomethane	**0.68 U**	ug/L	2.0	0.68	1		11/16/19 17:03	74-95-3	
1,2-Dichlorobenzene	**0.29 U**	ug/L	1.0	0.29	1		11/16/19 17:03	95-50-1	
1,4-Dichlorobenzene	**0.28 U**	ug/L	1.0	0.28	1		11/16/19 17:03	106-46-7	
trans-1,4-Dichloro-2-butene	**2.5 U**	ug/L	10.0	2.5	1		11/16/19 17:03	110-57-6	
1,1-Dichloroethane	**0.34 U**	ug/L	1.0	0.34	1		11/16/19 17:03	75-34-3	
1,2-Dichloroethane	**0.27 U**	ug/L	1.0	0.27	1		11/16/19 17:03	107-06-2	
1,1-Dichloroethene	**0.27 U**	ug/L	1.0	0.27	1		11/16/19 17:03	75-35-4	
cis-1,2-Dichloroethene	**0.27 U**	ug/L	1.0	0.27	1		11/16/19 17:03	156-59-2	
trans-1,2-Dichloroethene	**0.23 U**	ug/L	1.0	0.23	1		11/16/19 17:03	156-60-5	
1,2-Dichloropropane	**0.23 U**	ug/L	1.0	0.23	1		11/16/19 17:03	78-87-5	
cis-1,3-Dichloropropene	**0.17 U**	ug/L	0.50	0.17	1		11/16/19 17:03	10061-01-5	
trans-1,3-Dichloropropene	**0.17 U**	ug/L	0.50	0.17	1		11/16/19 17:03	10061-02-6	
Ethylbenzene	**0.30 U**	ug/L	1.0	0.30	1		11/16/19 17:03	100-41-4	
2-Hexanone	**0.85 U**	ug/L	10.0	0.85	1		11/16/19 17:03	591-78-6	
Iodomethane	**9.3 U**	ug/L	10.0	9.3	1		11/16/19 17:03	74-88-4	J(v3)
Methylene Chloride	**2.0 U**	ug/L	5.0	2.0	1		11/16/19 17:03	75-09-2	
4-Methyl-2-pentanone (MIBK)	**0.32 U**	ug/L	10.0	0.32	1		11/16/19 17:03	108-10-1	
Styrene	**0.26 U**	ug/L	1.0	0.26	1		11/16/19 17:03	100-42-5	
1,1,1,2-Tetrachloroethane	**0.32 U**	ug/L	1.0	0.32	1		11/16/19 17:03	630-20-6	
1,1,2,2-Tetrachloroethane	**0.20 U**	ug/L	0.50	0.20	1		11/16/19 17:03	79-34-5	
Tetrachloroethene	**0.38 U**	ug/L	1.0	0.38	1		11/16/19 17:03	127-18-4	J(v2)
Toluene	**0.33 U**	ug/L	1.0	0.33	1		11/16/19 17:03	108-88-3	
1,1,1-Trichloroethane	**0.30 U**	ug/L	1.0	0.30	1		11/16/19 17:03	71-55-6	
1,1,2-Trichloroethane	**0.30 U**	ug/L	1.0	0.30	1		11/16/19 17:03	79-00-5	
Trichloroethene	**0.36 U**	ug/L	1.0	0.36	1		11/16/19 17:03	79-01-6	
Trichlorofluoromethane	**0.35 U**	ug/L	1.0	0.35	1		11/16/19 17:03	75-69-4	J(v2)
1,2,3-Trichloropropane	**1.1 U**	ug/L	2.0	1.1	1		11/16/19 17:03	96-18-4	
Vinyl acetate	**0.19 U**	ug/L	10.0	0.19	1		11/16/19 17:03	108-05-4	
Vinyl chloride	**0.39 U**	ug/L	1.0	0.39	1		11/16/19 17:03	75-01-4	
Xylene (Total)	**2.1 U**	ug/L	5.0	2.1	1		11/16/19 17:03	1330-20-7	
Surrogates									
4-Bromofluorobenzene (S)	102	%	70-130		1		11/16/19 17:03	460-00-4	
1,2-Dichloroethane-d4 (S)	103	%	70-130		1		11/16/19 17:03	17060-07-0	
Toluene-d8 (S)	99	%	70-130		1		11/16/19 17:03	2037-26-5	
2540C Total Dissolved Solids	Analytical Method: SM 2540C								
Total Dissolved Solids	**607**	mg/L	5.0	5.0	1		11/07/19 14:02		
300.0 IC Anions 28 Days	Analytical Method: EPA 300.0								
Chloride	**86.1**	mg/L	10.0	5.0	2		11/13/19 02:21	16887-00-6	

This report shall not be reproduced, except in full,
without the written consent of Pace Analytical Services, LLC.

Pace Analytical Services, LLC
8 East Tower Circle
Ormond Beach, FL 32174
(386)672-5668

ANALYTICAL RESULTS

Project: Lena Road Landfill
Pace Project No.: 35511217

Sample: GW-15 **Lab ID: 35510079009** Collected: 11/06/19 14:46 Received: 11/06/19 16:54 Matrix: Water

Parameters	Results	Units	PQL	MDL	DF	Prepared	Analyzed	CAS No.	Qual
350.1 Ammonia	Analytical Method: EPA 350.1								
Nitrogen, Ammonia	**1.1**	mg/L	0.050	0.035	1		11/12/19 13:59	7664-41-7	
353.2 Nitrogen, NO2/NO3 unpres	Analytical Method: EPA 353.2								
Nitrogen, Nitrate	**0.026 I**	mg/L	0.050	0.025	1		11/07/19 08:03	14797-55-8	

This report shall not be reproduced, except in full,
without the written consent of Pace Analytical Services, LLC.

Pace Analytical Services, LLC
8 East Tower Circle
Ormond Beach, FL 32174
(386)672-5668

ANALYTICAL RESULTS

Project: Lena Road Landfill
Pace Project No.: 35511217

Sample: GW-15 DUP **Lab ID: 35510079010** Collected: 11/06/19 14:46 Received: 11/06/19 16:54 Matrix: Water

Parameters	Results	Units	PQL	MDL	DF	Prepared	Analyzed	CAS No.	Qual
Field Data	Analytical Method:								
Field pH	**6.30**	Std. Units			1		11/06/19 14:46		
Field Temperature	**27.2**	deg C			1		11/06/19 14:46		
Field Specific Conductance	**1004**	umhos/cm			1		11/06/19 14:46		
Oxygen, Dissolved	**0.48**	mg/L			1		11/06/19 14:46	7782-44-7	
Turbidity	**4.24**	NTU			1		11/06/19 14:46		
8011 GCS EDB and DBCP	Analytical Method: EPA 8011 Preparation Method: EPA 8011								
1,2-Dibromo-3-chloropropane	**0.0067 U**	ug/L	0.021	0.0067	1	11/08/19 11:54	11/09/19 17:13	96-12-8	
1,2-Dibromoethane (EDB)	**0.0078 U**	ug/L	0.010	0.0078	1	11/08/19 11:54	11/09/19 17:13	106-93-4	
6010 MET ICP	Analytical Method: EPA 6010 Preparation Method: EPA 3010								
Barium	**67.1**	ug/L	10.0	0.84	1	11/08/19 05:50	11/08/19 14:44	7440-39-3	
Beryllium	**1.6 U**	ug/L	4.0	1.6	1	11/08/19 05:50	11/08/19 14:44	7440-41-7	
Cadmium	**0.33 U**	ug/L	1.0	0.33	1	11/08/19 05:50	11/08/19 14:44	7440-43-9	
Chromium	**4.7 I**	ug/L	5.0	1.7	1	11/08/19 05:50	11/08/19 14:44	7440-47-3	
Cobalt	**0.96 U**	ug/L	10.0	0.96	1	11/08/19 05:50	11/08/19 14:44	7440-48-4	
Copper	**2.6 U**	ug/L	5.0	2.6	1	11/08/19 05:50	11/08/19 14:44	7440-50-8	
Iron	**25000**	ug/L	40.0	9.2	1	11/08/19 05:50	11/08/19 14:44	7439-89-6	
Nickel	**2.1 U**	ug/L	5.0	2.1	1	11/08/19 05:50	11/08/19 14:44	7440-02-0	
Selenium	**8.5 U**	ug/L	15.0	8.5	1	11/08/19 05:50	11/08/19 14:44	7782-49-2	
Silver	**1.0 U**	ug/L	5.0	1.0	1	11/08/19 05:50	11/08/19 14:44	7440-22-4	
Sodium	**54.2**	mg/L	2.0	0.27	1	11/08/19 05:50	11/08/19 14:44	7440-23-5	
Vanadium	**29.9**	ug/L	10.0	1.0	1	11/08/19 05:50	11/08/19 14:44	7440-62-2	
Zinc	**11.0 U**	ug/L	20.0	11.0	1	11/08/19 05:50	11/08/19 14:44	7440-66-6	
6020 MET ICPMS	Analytical Method: EPA 6020 Preparation Method: EPA 3010								
Antimony	**0.50 U**	ug/L	1.0	0.50	1	11/08/19 05:50	11/08/19 11:50	7440-36-0	
Arsenic	**6.8**	ug/L	1.0	0.50	1	11/08/19 05:50	11/08/19 11:50	7440-38-2	
Lead	**0.50 U**	ug/L	1.0	0.50	1	11/08/19 05:50	11/08/19 11:50	7439-92-1	
Selenium	**0.78 I**	ug/L	1.0	0.50	1	11/08/19 05:50	11/08/19 11:50	7782-49-2	
Thallium	**0.11 U**	ug/L	1.0	0.11	1	11/08/19 05:50	11/08/19 11:50	7440-28-0	
7470 Mercury	Analytical Method: EPA 7470 Preparation Method: EPA 7470								
Mercury	**0.10 U**	ug/L	0.20	0.10	1	11/12/19 09:50	11/13/19 15:04	7439-97-6	
8260 MSV	Analytical Method: EPA 8260								
Acetone	**5.3 U**	ug/L	20.0	5.3	1		11/16/19 17:27	67-64-1	
Acrylonitrile	**3.7 U**	ug/L	10.0	3.7	1		11/16/19 17:27	107-13-1	
Benzene	**0.30 U**	ug/L	1.0	0.30	1		11/16/19 17:27	71-43-2	
Bromochloromethane	**0.37 U**	ug/L	1.0	0.37	1		11/16/19 17:27	74-97-5	
Bromodichloromethane	**0.19 U**	ug/L	0.60	0.19	1		11/16/19 17:27	75-27-4	
Bromoform	**2.6 U**	ug/L	3.0	2.6	1		11/16/19 17:27	75-25-2	
Bromomethane	**4.0 U**	ug/L	5.0	4.0	1		11/16/19 17:27	74-83-9	J(v2)
2-Butanone (MEK)	**7.5 U**	ug/L	10.0	7.5	1		11/16/19 17:27	78-93-3	
Carbon disulfide	**0.45 U**	ug/L	10.0	0.45	1		11/16/19 17:27	75-15-0	

This report shall not be reproduced, except in full,
without the written consent of Pace Analytical Services, LLC.

Pace Analytical Services, LLC
8 East Tower Circle
Ormond Beach, FL 32174
(386)672-5668

ANALYTICAL RESULTS

Project: Lena Road Landfill
Pace Project No.: 35511217

Sample: GW-15 DUP **Lab ID: 35510079010** Collected: 11/06/19 14:46 Received: 11/06/19 16:54 Matrix: Water

Parameters	Results	Units	PQL	MDL	DF	Prepared	Analyzed	CAS No.	Qual
8260 MSV	Analytical Method: EPA 8260								
Carbon tetrachloride	**1.1 U**	ug/L	3.0	1.1	1		11/16/19 17:27	56-23-5	
Chlorobenzene	**0.35 U**	ug/L	1.0	0.35	1		11/16/19 17:27	108-90-7	
Chloroethane	**3.7 U**	ug/L	10.0	3.7	1		11/16/19 17:27	75-00-3	
Chloroform	**0.32 U**	ug/L	1.0	0.32	1		11/16/19 17:27	67-66-3	
Chloromethane	**0.97 U**	ug/L	1.0	0.97	1		11/16/19 17:27	74-87-3	
Dibromochloromethane	**0.45 U**	ug/L	2.0	0.45	1		11/16/19 17:27	124-48-1	
Dibromomethane	**0.68 U**	ug/L	2.0	0.68	1		11/16/19 17:27	74-95-3	
1,2-Dichlorobenzene	**0.29 U**	ug/L	1.0	0.29	1		11/16/19 17:27	95-50-1	
1,4-Dichlorobenzene	**0.28 U**	ug/L	1.0	0.28	1		11/16/19 17:27	106-46-7	
trans-1,4-Dichloro-2-butene	**2.5 U**	ug/L	10.0	2.5	1		11/16/19 17:27	110-57-6	
1,1-Dichloroethane	**0.34 U**	ug/L	1.0	0.34	1		11/16/19 17:27	75-34-3	
1,2-Dichloroethane	**0.27 U**	ug/L	1.0	0.27	1		11/16/19 17:27	107-06-2	
1,1-Dichloroethene	**0.27 U**	ug/L	1.0	0.27	1		11/16/19 17:27	75-35-4	
cis-1,2-Dichloroethene	**0.27 U**	ug/L	1.0	0.27	1		11/16/19 17:27	156-59-2	
trans-1,2-Dichloroethene	**0.23 U**	ug/L	1.0	0.23	1		11/16/19 17:27	156-60-5	
1,2-Dichloropropane	**0.23 U**	ug/L	1.0	0.23	1		11/16/19 17:27	78-87-5	
cis-1,3-Dichloropropene	**0.17 U**	ug/L	0.50	0.17	1		11/16/19 17:27	10061-01-5	
trans-1,3-Dichloropropene	**0.17 U**	ug/L	0.50	0.17	1		11/16/19 17:27	10061-02-6	
Ethylbenzene	**0.30 U**	ug/L	1.0	0.30	1		11/16/19 17:27	100-41-4	
2-Hexanone	**0.85 U**	ug/L	10.0	0.85	1		11/16/19 17:27	591-78-6	
Iodomethane	**9.3 U**	ug/L	10.0	9.3	1		11/16/19 17:27	74-88-4	J(v3)
Methylene Chloride	**2.0 U**	ug/L	5.0	2.0	1		11/16/19 17:27	75-09-2	
4-Methyl-2-pentanone (MIBK)	**0.32 U**	ug/L	10.0	0.32	1		11/16/19 17:27	108-10-1	
Styrene	**0.26 U**	ug/L	1.0	0.26	1		11/16/19 17:27	100-42-5	
1,1,1,2-Tetrachloroethane	**0.32 U**	ug/L	1.0	0.32	1		11/16/19 17:27	630-20-6	
1,1,2,2-Tetrachloroethane	**0.20 U**	ug/L	0.50	0.20	1		11/16/19 17:27	79-34-5	
Tetrachloroethene	**0.38 U**	ug/L	1.0	0.38	1		11/16/19 17:27	127-18-4	J(v2)
Toluene	**0.33 U**	ug/L	1.0	0.33	1		11/16/19 17:27	108-88-3	
1,1,1-Trichloroethane	**0.30 U**	ug/L	1.0	0.30	1		11/16/19 17:27	71-55-6	
1,1,2-Trichloroethane	**0.30 U**	ug/L	1.0	0.30	1		11/16/19 17:27	79-00-5	
Trichloroethene	**0.36 U**	ug/L	1.0	0.36	1		11/16/19 17:27	79-01-6	
Trichlorofluoromethane	**0.35 U**	ug/L	1.0	0.35	1		11/16/19 17:27	75-69-4	J(v2)
1,2,3-Trichloropropane	**1.1 U**	ug/L	2.0	1.1	1		11/16/19 17:27	96-18-4	
Vinyl acetate	**0.19 U**	ug/L	10.0	0.19	1		11/16/19 17:27	108-05-4	
Vinyl chloride	**0.39 U**	ug/L	1.0	0.39	1		11/16/19 17:27	75-01-4	
Xylene (Total)	**2.1 U**	ug/L	5.0	2.1	1		11/16/19 17:27	1330-20-7	
Surrogates									
4-Bromofluorobenzene (S)	100	%	70-130		1		11/16/19 17:27	460-00-4	
1,2-Dichloroethane-d4 (S)	101	%	70-130		1		11/16/19 17:27	17060-07-0	
Toluene-d8 (S)	101	%	70-130		1		11/16/19 17:27	2037-26-5	
2540C Total Dissolved Solids	Analytical Method: SM 2540C								
Total Dissolved Solids	**586**	mg/L	5.0	5.0	1		11/07/19 14:02		
300.0 IC Anions 28 Days	Analytical Method: EPA 300.0								
Chloride	**87.3**	mg/L	10.0	5.0	2		11/13/19 10:20	16887-00-6	

This report shall not be reproduced, except in full,
without the written consent of Pace Analytical Services, LLC.

Pace Analytical Services, LLC
8 East Tower Circle
Ormond Beach, FL 32174
(386)672-5668

ANALYTICAL RESULTS

Project: Lena Road Landfill
Pace Project No.: 35511217

Sample: GW-15 DUP **Lab ID: 35510079010** Collected: 11/06/19 14:46 Received: 11/06/19 16:54 Matrix: Water

Parameters	Results	Units	PQL	MDL	DF	Prepared	Analyzed	CAS No.	Qual
350.1 Ammonia	Analytical Method: EPA 350.1								
Nitrogen, Ammonia	**1.1**	mg/L	0.050	0.035	1		11/12/19 14:01	7664-41-7	
353.2 Nitrogen, NO2/NO3 unpres	Analytical Method: EPA 353.2								
Nitrogen, Nitrate	**0.025 U**	mg/L	0.050	0.025	1		11/07/19 08:04	14797-55-8	

This report shall not be reproduced, except in full,
without the written consent of Pace Analytical Services, LLC.

Pace Analytical Services, LLC
8 East Tower Circle
Ormond Beach, FL 32174
(386)672-5668

ANALYTICAL RESULTS

Project: Lena Road Landfill
Pace Project No.: 35511217

Sample: Trip Blank 110619 **Lab ID: 35510079011** Collected: 11/06/19 00:01 Received: 11/06/19 16:54 Matrix: Water

Parameters	Results	Units	PQL	MDL	DF	Prepared	Analyzed	CAS No.	Qual
8011 GCS EDB and DBCP	Analytical Method: EPA 8011 Preparation Method: EPA 8011								
1,2-Dibromo-3-chloropropane	**0.0066 U**	ug/L	0.021	0.0066	1	11/08/19 11:54	11/09/19 17:43	96-12-8	
1,2-Dibromoethane (EDB)	**0.0077 U**	ug/L	0.010	0.0077	1	11/08/19 11:54	11/09/19 17:43	106-93-4	

This report shall not be reproduced, except in full,
without the written consent of Pace Analytical Services, LLC.

Pace Analytical Services, LLC
8 East Tower Circle
Ormond Beach, FL 32174
(386)672-5668

ANALYTICAL RESULTS

Project: Lena Road Landfill
Pace Project No.: 35511217

Sample: GW-25 **Lab ID: 35509684001** Collected: 11/05/19 08:19 Received: 11/05/19 17:02 Matrix: Water

Parameters	Results	Units	PQL	MDL	DF	Prepared	Analyzed	CAS No.	Qual
Field Data	Analytical Method:								
Field pH	**6.46**	Std. Units			1		11/05/19 08:19		
Field Temperature	**27.7**	deg C			1		11/05/19 08:19		
Field Specific Conductance	**890**	umhos/cm			1		11/05/19 08:19		
Oxygen, Dissolved	**0.70**	mg/L			1		11/05/19 08:19	7782-44-7	
Turbidity	**2.00**	NTU			1		11/05/19 08:19		
8011 GCS EDB and DBCP	Analytical Method: EPA 8011 Preparation Method: EPA 8011								
1,2-Dibromo-3-chloropropane	**0.0066 U**	ug/L	0.021	0.0066	1	11/07/19 10:37	11/08/19 01:37	96-12-8	
1,2-Dibromoethane (EDB)	**0.0078 U**	ug/L	0.010	0.0078	1	11/07/19 10:37	11/08/19 01:37	106-93-4	
6010 MET ICP	Analytical Method: EPA 6010 Preparation Method: EPA 3010								
Barium	**36.2**	ug/L	10.0	0.84	1	11/06/19 04:23	11/06/19 17:26	7440-39-3	
Beryllium	**1.6 U**	ug/L	4.0	1.6	1	11/06/19 04:23	11/06/19 17:26	7440-41-7	
Cadmium	**0.33 U**	ug/L	1.0	0.33	1	11/06/19 04:23	11/06/19 17:26	7440-43-9	
Chromium	**1.7 U**	ug/L	5.0	1.7	1	11/06/19 04:23	11/06/19 17:26	7440-47-3	
Cobalt	**0.96 U**	ug/L	10.0	0.96	1	11/06/19 04:23	11/06/19 17:26	7440-48-4	
Copper	**2.6 U**	ug/L	5.0	2.6	1	11/06/19 04:23	11/06/19 17:26	7440-50-8	
Iron	**2210**	ug/L	40.0	9.2	1	11/06/19 04:23	11/06/19 17:26	7439-89-6	
Nickel	**2.1 U**	ug/L	5.0	2.1	1	11/06/19 04:23	11/06/19 17:26	7440-02-0	
Selenium	**8.5 U**	ug/L	15.0	8.5	1	11/06/19 04:23	11/06/19 17:26	7782-49-2	
Silver	**1.0 U**	ug/L	5.0	1.0	1	11/06/19 04:23	11/06/19 17:26	7440-22-4	
Sodium	**14.1**	mg/L	2.0	0.27	1	11/06/19 04:23	11/06/19 17:26	7440-23-5	
Vanadium	**3.8 I**	ug/L	10.0	1.0	1	11/06/19 04:23	11/06/19 17:26	7440-62-2	
Zinc	**11.0 U**	ug/L	20.0	11.0	1	11/06/19 04:23	11/06/19 17:26	7440-66-6	
6020 MET ICPMS	Analytical Method: EPA 6020 Preparation Method: EPA 3010								
Antimony	**0.50 U**	ug/L	1.0	0.50	1	11/06/19 04:23	11/06/19 15:25	7440-36-0	
Arsenic	**3.4**	ug/L	1.0	0.50	1	11/06/19 04:23	11/06/19 15:25	7440-38-2	
Lead	**0.50 U**	ug/L	1.0	0.50	1	11/06/19 04:23	11/06/19 15:25	7439-92-1	
Selenium	**2.4**	ug/L	1.0	0.50	1	11/06/19 04:23	11/06/19 15:25	7782-49-2	
Thallium	**0.11 U**	ug/L	1.0	0.11	1	11/06/19 04:23	11/06/19 15:25	7440-28-0	
7470 Mercury	Analytical Method: EPA 7470 Preparation Method: EPA 7470								
Mercury	**0.10 U**	ug/L	0.20	0.10	1	11/12/19 08:42	11/12/19 15:21	7439-97-6	
8260 MSV	Analytical Method: EPA 8260								
Acetone	**5.3 U**	ug/L	20.0	5.3	1		11/15/19 17:22	67-64-1	
Acrylonitrile	**3.7 U**	ug/L	10.0	3.7	1		11/15/19 17:22	107-13-1	
Benzene	**0.30 U**	ug/L	1.0	0.30	1		11/15/19 17:22	71-43-2	
Bromochloromethane	**0.37 U**	ug/L	1.0	0.37	1		11/15/19 17:22	74-97-5	
Bromodichloromethane	**0.19 U**	ug/L	0.60	0.19	1		11/15/19 17:22	75-27-4	
Bromoform	**2.6 U**	ug/L	3.0	2.6	1		11/15/19 17:22	75-25-2	
Bromomethane	**4.0 U**	ug/L	5.0	4.0	1		11/15/19 17:22	74-83-9	J(v2)
2-Butanone (MEK)	**7.5 U**	ug/L	10.0	7.5	1		11/15/19 17:22	78-93-3	
Carbon disulfide	**0.45 U**	ug/L	10.0	0.45	1		11/15/19 17:22	75-15-0	

This report shall not be reproduced, except in full,
without the written consent of Pace Analytical Services, LLC.

Pace Analytical Services, LLC
8 East Tower Circle
Ormond Beach, FL 32174
(386)672-5668

ANALYTICAL RESULTS

Project: Lena Road Landfill
Pace Project No.: 35511217

Sample: GW-25 **Lab ID: 35509684001** Collected: 11/05/19 08:19 Received: 11/05/19 17:02 Matrix: Water

Parameters	Results	Units	PQL	MDL	DF	Prepared	Analyzed	CAS No.	Qual
8260 MSV	Analytical Method: EPA 8260								
Carbon tetrachloride	**1.1 U**	ug/L	3.0	1.1	1		11/15/19 17:22	56-23-5	
Chlorobenzene	**0.35 U**	ug/L	1.0	0.35	1		11/15/19 17:22	108-90-7	
Chloroethane	**3.7 U**	ug/L	10.0	3.7	1		11/15/19 17:22	75-00-3	
Chloroform	**0.32 U**	ug/L	1.0	0.32	1		11/15/19 17:22	67-66-3	
Chloromethane	**0.97 U**	ug/L	1.0	0.97	1		11/15/19 17:22	74-87-3	J(v2)
Dibromochloromethane	**0.45 U**	ug/L	2.0	0.45	1		11/15/19 17:22	124-48-1	
Dibromomethane	**0.68 U**	ug/L	2.0	0.68	1		11/15/19 17:22	74-95-3	
1,2-Dichlorobenzene	**0.29 U**	ug/L	1.0	0.29	1		11/15/19 17:22	95-50-1	
1,4-Dichlorobenzene	**0.28 U**	ug/L	1.0	0.28	1		11/15/19 17:22	106-46-7	
trans-1,4-Dichloro-2-butene	**2.5 U**	ug/L	10.0	2.5	1		11/15/19 17:22	110-57-6	
1,1-Dichloroethane	**0.34 U**	ug/L	1.0	0.34	1		11/15/19 17:22	75-34-3	
1,2-Dichloroethane	**0.27 U**	ug/L	1.0	0.27	1		11/15/19 17:22	107-06-2	
1,1-Dichloroethene	**0.27 U**	ug/L	1.0	0.27	1		11/15/19 17:22	75-35-4	
cis-1,2-Dichloroethene	**0.27 U**	ug/L	1.0	0.27	1		11/15/19 17:22	156-59-2	
trans-1,2-Dichloroethene	**0.23 U**	ug/L	1.0	0.23	1		11/15/19 17:22	156-60-5	
1,2-Dichloropropane	**0.23 U**	ug/L	1.0	0.23	1		11/15/19 17:22	78-87-5	
cis-1,3-Dichloropropene	**0.17 U**	ug/L	0.50	0.17	1		11/15/19 17:22	10061-01-5	
trans-1,3-Dichloropropene	**0.17 U**	ug/L	0.50	0.17	1		11/15/19 17:22	10061-02-6	
Ethylbenzene	**0.30 U**	ug/L	1.0	0.30	1		11/15/19 17:22	100-41-4	
2-Hexanone	**0.85 U**	ug/L	10.0	0.85	1		11/15/19 17:22	591-78-6	
Iodomethane	**9.3 U**	ug/L	10.0	9.3	1		11/15/19 17:22	74-88-4	J(v2)
Methylene Chloride	**2.0 U**	ug/L	5.0	2.0	1		11/15/19 17:22	75-09-2	
4-Methyl-2-pentanone (MIBK)	**0.32 U**	ug/L	10.0	0.32	1		11/15/19 17:22	108-10-1	
Styrene	**0.26 U**	ug/L	1.0	0.26	1		11/15/19 17:22	100-42-5	
1,1,1,2-Tetrachloroethane	**0.32 U**	ug/L	1.0	0.32	1		11/15/19 17:22	630-20-6	
1,1,2,2-Tetrachloroethane	**0.20 U**	ug/L	0.50	0.20	1		11/15/19 17:22	79-34-5	
Tetrachloroethene	**0.38 U**	ug/L	1.0	0.38	1		11/15/19 17:22	127-18-4	
Toluene	**0.33 U**	ug/L	1.0	0.33	1		11/15/19 17:22	108-88-3	
1,1,1-Trichloroethane	**0.30 U**	ug/L	1.0	0.30	1		11/15/19 17:22	71-55-6	
1,1,2-Trichloroethane	**0.30 U**	ug/L	1.0	0.30	1		11/15/19 17:22	79-00-5	
Trichloroethene	**0.36 U**	ug/L	1.0	0.36	1		11/15/19 17:22	79-01-6	
Trichlorofluoromethane	**0.35 U**	ug/L	1.0	0.35	1		11/15/19 17:22	75-69-4	
1,2,3-Trichloropropane	**1.1 U**	ug/L	2.0	1.1	1		11/15/19 17:22	96-18-4	
Vinyl acetate	**0.19 U**	ug/L	10.0	0.19	1		11/15/19 17:22	108-05-4	
Vinyl chloride	**0.39 U**	ug/L	1.0	0.39	1		11/15/19 17:22	75-01-4	
Xylene (Total)	**2.1 U**	ug/L	5.0	2.1	1		11/15/19 17:22	1330-20-7	
Surrogates									
4-Bromofluorobenzene (S)	91	%	70-130		1		11/15/19 17:22	460-00-4	
1,2-Dichloroethane-d4 (S)	111	%	70-130		1		11/15/19 17:22	17060-07-0	
Toluene-d8 (S)	102	%	70-130		1		11/15/19 17:22	2037-26-5	
2540C Total Diss. Solids Tampa	Analytical Method: SM 2540C								
Total Dissolved Solids	**538**	mg/L	5.0	5.0	1		11/06/19 14:45		
300.0 IC Anions 28 Days	Analytical Method: EPA 300.0								
Chloride	**26.3**	mg/L	25.0	12.5	5		11/11/19 10:32	16887-00-6	

This report shall not be reproduced, except in full,
without the written consent of Pace Analytical Services, LLC.

Pace Analytical Services, LLC
8 East Tower Circle
Ormond Beach, FL 32174
(386)672-5668

ANALYTICAL RESULTS

Project: Lena Road Landfill
Pace Project No.: 35511217

Sample: GW-25 **Lab ID: 35509684001** Collected: 11/05/19 08:19 Received: 11/05/19 17:02 Matrix: Water

Parameters	Results	Units	PQL	MDL	DF	Prepared	Analyzed	CAS No.	Qual
350.1 Ammonia	Analytical Method: EPA 350.1								
Nitrogen, Ammonia	**0.34**	mg/L	0.050	0.035	1		11/13/19 23:55	7664-41-7	
353.2 Nitrogen, NO2/NO3 unpres	Analytical Method: EPA 353.2								
Nitrogen, Nitrate	**0.025 U**	mg/L	0.050	0.025	1		11/06/19 05:41	14797-55-8	

This report shall not be reproduced, except in full,
without the written consent of Pace Analytical Services, LLC.

Pace Analytical Services, LLC
8 East Tower Circle
Ormond Beach, FL 32174
(386)672-5668

ANALYTICAL RESULTS

Project: Lena Road Landfill
Pace Project No.: 35511217

Sample: GW-26 **Lab ID: 35509684002** Collected: 11/05/19 09:10 Received: 11/05/19 17:02 Matrix: Water

Parameters	Results	Units	PQL	MDL	DF	Prepared	Analyzed	CAS No.	Qual
Field Data	Analytical Method:								
Field pH	**6.20**	Std. Units			1		11/05/19 09:10		
Field Temperature	**27.3**	deg C			1		11/05/19 09:10		
Field Specific Conductance	**622**	umhos/cm			1		11/05/19 09:10		
Oxygen, Dissolved	**1.47**	mg/L			1		11/05/19 09:10	7782-44-7	
Turbidity	**3.13**	NTU			1		11/05/19 09:10		
8011 GCS EDB and DBCP	Analytical Method: EPA 8011 Preparation Method: EPA 8011								
1,2-Dibromo-3-chloropropane	**0.0067 U**	ug/L	0.021	0.0067	1	11/07/19 10:37	11/08/19 01:52	96-12-8	
1,2-Dibromoethane (EDB)	**0.0078 U**	ug/L	0.010	0.0078	1	11/07/19 10:37	11/08/19 01:52	106-93-4	
6010 MET ICP	Analytical Method: EPA 6010 Preparation Method: EPA 3010								
Barium	**19.4**	ug/L	10.0	0.84	1	11/06/19 04:23	11/06/19 17:30	7440-39-3	
Beryllium	**1.6 U**	ug/L	4.0	1.6	1	11/06/19 04:23	11/06/19 17:30	7440-41-7	
Cadmium	**0.33 U**	ug/L	1.0	0.33	1	11/06/19 04:23	11/06/19 17:30	7440-43-9	
Chromium	**3.0 I**	ug/L	5.0	1.7	1	11/06/19 04:23	11/06/19 17:30	7440-47-3	
Cobalt	**0.96 U**	ug/L	10.0	0.96	1	11/06/19 04:23	11/06/19 17:30	7440-48-4	
Copper	**2.6 U**	ug/L	5.0	2.6	1	11/06/19 04:23	11/06/19 17:30	7440-50-8	
Iron	**4230**	ug/L	40.0	9.2	1	11/06/19 04:23	11/06/19 17:30	7439-89-6	
Nickel	**2.1 U**	ug/L	5.0	2.1	1	11/06/19 04:23	11/06/19 17:30	7440-02-0	
Selenium	**8.5 U**	ug/L	15.0	8.5	1	11/06/19 04:23	11/06/19 17:30	7782-49-2	
Silver	**1.0 U**	ug/L	5.0	1.0	1	11/06/19 04:23	11/06/19 17:30	7440-22-4	
Sodium	**11.7**	mg/L	2.0	0.27	1	11/06/19 04:23	11/06/19 17:30	7440-23-5	
Vanadium	**4.1 I**	ug/L	10.0	1.0	1	11/06/19 04:23	11/06/19 17:30	7440-62-2	
Zinc	**11.0 U**	ug/L	20.0	11.0	1	11/06/19 04:23	11/06/19 17:30	7440-66-6	
6020 MET ICPMS	Analytical Method: EPA 6020 Preparation Method: EPA 3010								
Antimony	**0.50 U**	ug/L	1.0	0.50	1	11/06/19 04:23	11/06/19 15:28	7440-36-0	
Arsenic	**9.7**	ug/L	1.0	0.50	1	11/06/19 04:23	11/06/19 15:28	7440-38-2	
Lead	**0.50 U**	ug/L	1.0	0.50	1	11/06/19 04:23	11/06/19 15:28	7439-92-1	
Selenium	**1.9**	ug/L	1.0	0.50	1	11/06/19 04:23	11/06/19 15:28	7782-49-2	
Thallium	**0.11 U**	ug/L	1.0	0.11	1	11/06/19 04:23	11/06/19 15:28	7440-28-0	
7470 Mercury	Analytical Method: EPA 7470 Preparation Method: EPA 7470								
Mercury	**0.10 U**	ug/L	0.20	0.10	1	11/12/19 08:42	11/12/19 15:37	7439-97-6	
8260 MSV	Analytical Method: EPA 8260								
Acetone	**5.3 U**	ug/L	20.0	5.3	1		11/15/19 17:46	67-64-1	
Acrylonitrile	**3.7 U**	ug/L	10.0	3.7	1		11/15/19 17:46	107-13-1	
Benzene	**0.30 U**	ug/L	1.0	0.30	1		11/15/19 17:46	71-43-2	
Bromochloromethane	**0.37 U**	ug/L	1.0	0.37	1		11/15/19 17:46	74-97-5	
Bromodichloromethane	**0.19 U**	ug/L	0.60	0.19	1		11/15/19 17:46	75-27-4	
Bromoform	**2.6 U**	ug/L	3.0	2.6	1		11/15/19 17:46	75-25-2	
Bromomethane	**4.0 U**	ug/L	5.0	4.0	1		11/15/19 17:46	74-83-9	J(v2)
2-Butanone (MEK)	**7.5 U**	ug/L	10.0	7.5	1		11/15/19 17:46	78-93-3	
Carbon disulfide	**0.45 U**	ug/L	10.0	0.45	1		11/15/19 17:46	75-15-0	

This report shall not be reproduced, except in full,
without the written consent of Pace Analytical Services, LLC.

Pace Analytical Services, LLC
8 East Tower Circle
Ormond Beach, FL 32174
(386)672-5668

ANALYTICAL RESULTS

Project: Lena Road Landfill
Pace Project No.: 35511217

Sample: GW-26 **Lab ID: 35509684002** Collected: 11/05/19 09:10 Received: 11/05/19 17:02 Matrix: Water

Parameters	Results	Units	PQL	MDL	DF	Prepared	Analyzed	CAS No.	Qual
8260 MSV	Analytical Method: EPA 8260								
Carbon tetrachloride	**1.1 U**	ug/L	3.0	1.1	1		11/15/19 17:46	56-23-5	
Chlorobenzene	**0.35 U**	ug/L	1.0	0.35	1		11/15/19 17:46	108-90-7	
Chloroethane	**3.7 U**	ug/L	10.0	3.7	1		11/15/19 17:46	75-00-3	
Chloroform	**0.32 U**	ug/L	1.0	0.32	1		11/15/19 17:46	67-66-3	
Chloromethane	**0.97 U**	ug/L	1.0	0.97	1		11/15/19 17:46	74-87-3	J(v2)
Dibromochloromethane	**0.45 U**	ug/L	2.0	0.45	1		11/15/19 17:46	124-48-1	
Dibromomethane	**0.68 U**	ug/L	2.0	0.68	1		11/15/19 17:46	74-95-3	
1,2-Dichlorobenzene	**0.29 U**	ug/L	1.0	0.29	1		11/15/19 17:46	95-50-1	
1,4-Dichlorobenzene	**0.28 U**	ug/L	1.0	0.28	1		11/15/19 17:46	106-46-7	
trans-1,4-Dichloro-2-butene	**2.5 U**	ug/L	10.0	2.5	1		11/15/19 17:46	110-57-6	
1,1-Dichloroethane	**0.34 U**	ug/L	1.0	0.34	1		11/15/19 17:46	75-34-3	
1,2-Dichloroethane	**0.27 U**	ug/L	1.0	0.27	1		11/15/19 17:46	107-06-2	
1,1-Dichloroethene	**0.27 U**	ug/L	1.0	0.27	1		11/15/19 17:46	75-35-4	
cis-1,2-Dichloroethene	**0.27 U**	ug/L	1.0	0.27	1		11/15/19 17:46	156-59-2	
trans-1,2-Dichloroethene	**0.23 U**	ug/L	1.0	0.23	1		11/15/19 17:46	156-60-5	
1,2-Dichloropropane	**0.23 U**	ug/L	1.0	0.23	1		11/15/19 17:46	78-87-5	
cis-1,3-Dichloropropene	**0.17 U**	ug/L	0.50	0.17	1		11/15/19 17:46	10061-01-5	
trans-1,3-Dichloropropene	**0.17 U**	ug/L	0.50	0.17	1		11/15/19 17:46	10061-02-6	
Ethylbenzene	**0.30 U**	ug/L	1.0	0.30	1		11/15/19 17:46	100-41-4	
2-Hexanone	**0.85 U**	ug/L	10.0	0.85	1		11/15/19 17:46	591-78-6	
Iodomethane	**9.3 U**	ug/L	10.0	9.3	1		11/15/19 17:46	74-88-4	J(v2)
Methylene Chloride	**2.0 U**	ug/L	5.0	2.0	1		11/15/19 17:46	75-09-2	
4-Methyl-2-pentanone (MIBK)	**0.32 U**	ug/L	10.0	0.32	1		11/15/19 17:46	108-10-1	
Styrene	**0.26 U**	ug/L	1.0	0.26	1		11/15/19 17:46	100-42-5	
1,1,1,2-Tetrachloroethane	**0.32 U**	ug/L	1.0	0.32	1		11/15/19 17:46	630-20-6	
1,1,2,2-Tetrachloroethane	**0.20 U**	ug/L	0.50	0.20	1		11/15/19 17:46	79-34-5	
Tetrachloroethene	**0.38 U**	ug/L	1.0	0.38	1		11/15/19 17:46	127-18-4	
Toluene	**0.33 U**	ug/L	1.0	0.33	1		11/15/19 17:46	108-88-3	
1,1,1-Trichloroethane	**0.30 U**	ug/L	1.0	0.30	1		11/15/19 17:46	71-55-6	
1,1,2-Trichloroethane	**0.30 U**	ug/L	1.0	0.30	1		11/15/19 17:46	79-00-5	
Trichloroethene	**0.36 U**	ug/L	1.0	0.36	1		11/15/19 17:46	79-01-6	
Trichlorofluoromethane	**0.35 U**	ug/L	1.0	0.35	1		11/15/19 17:46	75-69-4	
1,2,3-Trichloropropane	**1.1 U**	ug/L	2.0	1.1	1		11/15/19 17:46	96-18-4	
Vinyl acetate	**0.19 U**	ug/L	10.0	0.19	1		11/15/19 17:46	108-05-4	
Vinyl chloride	**0.39 U**	ug/L	1.0	0.39	1		11/15/19 17:46	75-01-4	
Xylene (Total)	**2.1 U**	ug/L	5.0	2.1	1		11/15/19 17:46	1330-20-7	
Surrogates									
4-Bromofluorobenzene (S)	91	%	70-130		1		11/15/19 17:46	460-00-4	
1,2-Dichloroethane-d4 (S)	113	%	70-130		1		11/15/19 17:46	17060-07-0	
Toluene-d8 (S)	102	%	70-130		1		11/15/19 17:46	2037-26-5	
2540C Total Diss. Solids Tampa	Analytical Method: SM 2540C								
Total Dissolved Solids	**318**	mg/L	5.0	5.0	1		11/06/19 14:45		
300.0 IC Anions 28 Days	Analytical Method: EPA 300.0								
Chloride	**26.8**	mg/L	5.0	2.5	1		11/11/19 10:54	16887-00-6	

This report shall not be reproduced, except in full,
without the written consent of Pace Analytical Services, LLC.

Pace Analytical Services, LLC
8 East Tower Circle
Ormond Beach, FL 32174
(386)672-5668

ANALYTICAL RESULTS

Project: Lena Road Landfill
Pace Project No.: 35511217

Sample: GW-26 **Lab ID: 35509684002** Collected: 11/05/19 09:10 Received: 11/05/19 17:02 Matrix: Water

Parameters	Results	Units	PQL	MDL	DF	Prepared	Analyzed	CAS No.	Qual
350.1 Ammonia	Analytical Method: EPA 350.1								
Nitrogen, Ammonia	**1.6**	mg/L	0.050	0.035	1		11/15/19 12:18	7664-41-7	
353.2 Nitrogen, NO2/NO3 unpres	Analytical Method: EPA 353.2								
Nitrogen, Nitrate	**0.025 U**	mg/L	0.050	0.025	1		11/06/19 05:46	14797-55-8	

This report shall not be reproduced, except in full,
without the written consent of Pace Analytical Services, LLC.

Pace Analytical Services, LLC
8 East Tower Circle
Ormond Beach, FL 32174
(386)672-5668

ANALYTICAL RESULTS

Project: Lena Road Landfill
Pace Project No.: 35511217

Sample: GW-27 **Lab ID: 35509684003** Collected: 11/05/19 10:15 Received: 11/05/19 17:02 Matrix: Water

Parameters	Results	Units	PQL	MDL	DF	Prepared	Analyzed	CAS No.	Qual
Field Data	Analytical Method:								
Field pH	**6.28**	Std. Units			1		11/05/19 10:15		
Field Temperature	**28.0**	deg C			1		11/05/19 10:15		
Field Specific Conductance	**529**	umhos/cm			1		11/05/19 10:15		
Oxygen, Dissolved	**1.98**	mg/L			1		11/05/19 10:15	7782-44-7	
Turbidity	**4.67**	NTU			1		11/05/19 10:15		
8011 GCS EDB and DBCP	Analytical Method: EPA 8011 Preparation Method: EPA 8011								
1,2-Dibromo-3-chloropropane	**0.0066 U**	ug/L	0.021	0.0066	1	11/07/19 10:37	11/08/19 02:07	96-12-8	
1,2-Dibromoethane (EDB)	**0.0078 U**	ug/L	0.010	0.0078	1	11/07/19 10:37	11/08/19 02:07	106-93-4	
6010 MET ICP	Analytical Method: EPA 6010 Preparation Method: EPA 3010								
Barium	**13.8**	ug/L	10.0	0.84	1	11/06/19 04:23	11/06/19 17:44	7440-39-3	
Beryllium	**1.6 U**	ug/L	4.0	1.6	1	11/06/19 04:23	11/06/19 17:44	7440-41-7	
Cadmium	**0.33 U**	ug/L	1.0	0.33	1	11/06/19 04:23	11/06/19 17:44	7440-43-9	
Chromium	**1.7 U**	ug/L	5.0	1.7	1	11/06/19 04:23	11/06/19 17:44	7440-47-3	
Cobalt	**0.96 U**	ug/L	10.0	0.96	1	11/06/19 04:23	11/06/19 17:44	7440-48-4	
Copper	**2.6 U**	ug/L	5.0	2.6	1	11/06/19 04:23	11/06/19 17:44	7440-50-8	
Iron	**4070**	ug/L	40.0	9.2	1	11/06/19 04:23	11/06/19 17:44	7439-89-6	
Nickel	**2.1 U**	ug/L	5.0	2.1	1	11/06/19 04:23	11/06/19 17:44	7440-02-0	
Selenium	**8.5 U**	ug/L	15.0	8.5	1	11/06/19 04:23	11/06/19 17:44	7782-49-2	
Silver	**1.0 U**	ug/L	5.0	1.0	1	11/06/19 04:23	11/06/19 17:44	7440-22-4	
Sodium	**5.7**	mg/L	2.0	0.27	1	11/06/19 04:23	11/06/19 17:44	7440-23-5	
Vanadium	**6.1 I**	ug/L	10.0	1.0	1	11/06/19 04:23	11/06/19 17:44	7440-62-2	
Zinc	**11.0 U**	ug/L	20.0	11.0	1	11/06/19 04:23	11/06/19 17:44	7440-66-6	
6020 MET ICPMS	Analytical Method: EPA 6020 Preparation Method: EPA 3010								
Antimony	**0.50 U**	ug/L	1.0	0.50	1	11/06/19 04:23	11/06/19 15:31	7440-36-0	
Arsenic	**10.2**	ug/L	1.0	0.50	1	11/06/19 04:23	11/06/19 15:31	7440-38-2	
Lead	**0.50 U**	ug/L	1.0	0.50	1	11/06/19 04:23	11/06/19 15:31	7439-92-1	
Selenium	**0.77 I**	ug/L	1.0	0.50	1	11/06/19 04:23	11/06/19 15:31	7782-49-2	
Thallium	**0.11 U**	ug/L	1.0	0.11	1	11/06/19 04:23	11/06/19 15:31	7440-28-0	
7470 Mercury	Analytical Method: EPA 7470 Preparation Method: EPA 7470								
Mercury	**0.10 U**	ug/L	0.20	0.10	1	11/12/19 08:42	11/12/19 15:39	7439-97-6	
8260 MSV	Analytical Method: EPA 8260								
Acetone	**5.3 U**	ug/L	20.0	5.3	1		11/15/19 18:36	67-64-1	
Acrylonitrile	**3.7 U**	ug/L	10.0	3.7	1		11/15/19 18:36	107-13-1	
Benzene	**0.30 U**	ug/L	1.0	0.30	1		11/15/19 18:36	71-43-2	
Bromochloromethane	**0.37 U**	ug/L	1.0	0.37	1		11/15/19 18:36	74-97-5	
Bromodichloromethane	**0.19 U**	ug/L	0.60	0.19	1		11/15/19 18:36	75-27-4	
Bromoform	**2.6 U**	ug/L	3.0	2.6	1		11/15/19 18:36	75-25-2	
Bromomethane	**4.0 U**	ug/L	5.0	4.0	1		11/15/19 18:36	74-83-9	J(v2)
2-Butanone (MEK)	**7.5 U**	ug/L	10.0	7.5	1		11/15/19 18:36	78-93-3	
Carbon disulfide	**0.45 U**	ug/L	10.0	0.45	1		11/15/19 18:36	75-15-0	

This report shall not be reproduced, except in full,
without the written consent of Pace Analytical Services, LLC.

Pace Analytical Services, LLC
8 East Tower Circle
Ormond Beach, FL 32174
(386)672-5668

ANALYTICAL RESULTS

Project: Lena Road Landfill
Pace Project No.: 35511217

Sample: GW-27 **Lab ID: 35509684003** Collected: 11/05/19 10:15 Received: 11/05/19 17:02 Matrix: Water

Parameters	Results	Units	PQL	MDL	DF	Prepared	Analyzed	CAS No.	Qual
8260 MSV	Analytical Method: EPA 8260								
Carbon tetrachloride	**1.1 U**	ug/L	3.0	1.1	1		11/15/19 18:36	56-23-5	
Chlorobenzene	**0.35 U**	ug/L	1.0	0.35	1		11/15/19 18:36	108-90-7	
Chloroethane	**3.7 U**	ug/L	10.0	3.7	1		11/15/19 18:36	75-00-3	
Chloroform	**0.32 U**	ug/L	1.0	0.32	1		11/15/19 18:36	67-66-3	
Chloromethane	**0.97 U**	ug/L	1.0	0.97	1		11/15/19 18:36	74-87-3	J(v2)
Dibromochloromethane	**0.45 U**	ug/L	2.0	0.45	1		11/15/19 18:36	124-48-1	
Dibromomethane	**0.68 U**	ug/L	2.0	0.68	1		11/15/19 18:36	74-95-3	
1,2-Dichlorobenzene	**0.29 U**	ug/L	1.0	0.29	1		11/15/19 18:36	95-50-1	
1,4-Dichlorobenzene	**0.28 U**	ug/L	1.0	0.28	1		11/15/19 18:36	106-46-7	
trans-1,4-Dichloro-2-butene	**2.5 U**	ug/L	10.0	2.5	1		11/15/19 18:36	110-57-6	
1,1-Dichloroethane	**0.34 U**	ug/L	1.0	0.34	1		11/15/19 18:36	75-34-3	
1,2-Dichloroethane	**0.27 U**	ug/L	1.0	0.27	1		11/15/19 18:36	107-06-2	
1,1-Dichloroethene	**0.27 U**	ug/L	1.0	0.27	1		11/15/19 18:36	75-35-4	
cis-1,2-Dichloroethene	**0.27 U**	ug/L	1.0	0.27	1		11/15/19 18:36	156-59-2	
trans-1,2-Dichloroethene	**0.23 U**	ug/L	1.0	0.23	1		11/15/19 18:36	156-60-5	
1,2-Dichloropropane	**0.23 U**	ug/L	1.0	0.23	1		11/15/19 18:36	78-87-5	
cis-1,3-Dichloropropene	**0.17 U**	ug/L	0.50	0.17	1		11/15/19 18:36	10061-01-5	
trans-1,3-Dichloropropene	**0.17 U**	ug/L	0.50	0.17	1		11/15/19 18:36	10061-02-6	
Ethylbenzene	**0.30 U**	ug/L	1.0	0.30	1		11/15/19 18:36	100-41-4	
2-Hexanone	**0.85 U**	ug/L	10.0	0.85	1		11/15/19 18:36	591-78-6	
Iodomethane	**9.3 U**	ug/L	10.0	9.3	1		11/15/19 18:36	74-88-4	J(v2)
Methylene Chloride	**2.0 U**	ug/L	5.0	2.0	1		11/15/19 18:36	75-09-2	
4-Methyl-2-pentanone (MIBK)	**0.32 U**	ug/L	10.0	0.32	1		11/15/19 18:36	108-10-1	
Styrene	**0.26 U**	ug/L	1.0	0.26	1		11/15/19 18:36	100-42-5	
1,1,1,2-Tetrachloroethane	**0.32 U**	ug/L	1.0	0.32	1		11/15/19 18:36	630-20-6	
1,1,2,2-Tetrachloroethane	**0.20 U**	ug/L	0.50	0.20	1		11/15/19 18:36	79-34-5	
Tetrachloroethene	**0.38 U**	ug/L	1.0	0.38	1		11/15/19 18:36	127-18-4	
Toluene	**0.33 U**	ug/L	1.0	0.33	1		11/15/19 18:36	108-88-3	
1,1,1-Trichloroethane	**0.30 U**	ug/L	1.0	0.30	1		11/15/19 18:36	71-55-6	
1,1,2-Trichloroethane	**0.30 U**	ug/L	1.0	0.30	1		11/15/19 18:36	79-00-5	
Trichloroethene	**0.36 U**	ug/L	1.0	0.36	1		11/15/19 18:36	79-01-6	
Trichlorofluoromethane	**0.35 U**	ug/L	1.0	0.35	1		11/15/19 18:36	75-69-4	
1,2,3-Trichloropropane	**1.1 U**	ug/L	2.0	1.1	1		11/15/19 18:36	96-18-4	
Vinyl acetate	**0.19 U**	ug/L	10.0	0.19	1		11/15/19 18:36	108-05-4	
Vinyl chloride	**0.39 U**	ug/L	1.0	0.39	1		11/15/19 18:36	75-01-4	
Xylene (Total)	**2.1 U**	ug/L	5.0	2.1	1		11/15/19 18:36	1330-20-7	
Surrogates									
4-Bromofluorobenzene (S)	90	%	70-130		1		11/15/19 18:36	460-00-4	
1,2-Dichloroethane-d4 (S)	111	%	70-130		1		11/15/19 18:36	17060-07-0	
Toluene-d8 (S)	100	%	70-130		1		11/15/19 18:36	2037-26-5	
2540C Total Diss. Solids Tampa	Analytical Method: SM 2540C								
Total Dissolved Solids	**299**	mg/L	5.0	5.0	1		11/06/19 14:45		
300.0 IC Anions 28 Days	Analytical Method: EPA 300.0								
Chloride	**5.9**	mg/L	5.0	2.5	1		11/11/19 12:01	16887-00-6	

This report shall not be reproduced, except in full,
without the written consent of Pace Analytical Services, LLC.

Pace Analytical Services, LLC
8 East Tower Circle
Ormond Beach, FL 32174
(386)672-5668

ANALYTICAL RESULTS

Project: Lena Road Landfill
Pace Project No.: 35511217

Sample: GW-27 **Lab ID: 35509684003** Collected: 11/05/19 10:15 Received: 11/05/19 17:02 Matrix: Water

Parameters	Results	Units	PQL	MDL	DF	Prepared	Analyzed	CAS No.	Qual
350.1 Ammonia	Analytical Method: EPA 350.1								
Nitrogen, Ammonia	**1.0**	mg/L	0.050	0.035	1		11/15/19 12:22	7664-41-7	
353.2 Nitrogen, NO2/NO3 unpres	Analytical Method: EPA 353.2								
Nitrogen, Nitrate	**0.039 I**	mg/L	0.050	0.025	1		11/06/19 06:18	14797-55-8	

This report shall not be reproduced, except in full,
without the written consent of Pace Analytical Services, LLC.

Pace Analytical Services, LLC
8 East Tower Circle
Ormond Beach, FL 32174
(386)672-5668

ANALYTICAL RESULTS

Project: Lena Road Landfill
Pace Project No.: 35511217

Sample: GW-3 **Lab ID: 35509684004** Collected: 11/05/19 11:27 Received: 11/05/19 17:02 Matrix: Water

Parameters	Results	Units	PQL	MDL	DF	Prepared	Analyzed	CAS No.	Qual
Field Data	Analytical Method:								
Field pH	**6.45**	Std. Units			1		11/05/19 11:27		
Field Temperature	**27.8**	deg C			1		11/05/19 11:27		
Field Specific Conductance	**692**	umhos/cm			1		11/05/19 11:27		
Oxygen, Dissolved	**0.91**	mg/L			1		11/05/19 11:27	7782-44-7	
Turbidity	**6.75**	NTU			1		11/05/19 11:27		
8011 GCS EDB and DBCP	Analytical Method: EPA 8011 Preparation Method: EPA 8011								
1,2-Dibromo-3-chloropropane	**0.0067 U**	ug/L	0.021	0.0067	1	11/07/19 10:37	11/08/19 02:23	96-12-8	
1,2-Dibromoethane (EDB)	**0.0078 U**	ug/L	0.010	0.0078	1	11/07/19 10:37	11/08/19 02:23	106-93-4	
6010 MET ICP	Analytical Method: EPA 6010 Preparation Method: EPA 3010								
Barium	**13.6**	ug/L	10.0	0.84	1	11/06/19 04:23	11/06/19 17:49	7440-39-3	
Beryllium	**1.6 U**	ug/L	4.0	1.6	1	11/06/19 04:23	11/06/19 17:49	7440-41-7	
Cadmium	**0.33 U**	ug/L	1.0	0.33	1	11/06/19 04:23	11/06/19 17:49	7440-43-9	
Chromium	**1.7 U**	ug/L	5.0	1.7	1	11/06/19 04:23	11/06/19 17:49	7440-47-3	
Cobalt	**0.96 U**	ug/L	10.0	0.96	1	11/06/19 04:23	11/06/19 17:49	7440-48-4	
Copper	**2.6 U**	ug/L	5.0	2.6	1	11/06/19 04:23	11/06/19 17:49	7440-50-8	
Iron	**752**	ug/L	40.0	9.2	1	11/06/19 04:23	11/06/19 17:49	7439-89-6	
Nickel	**2.1 U**	ug/L	5.0	2.1	1	11/06/19 04:23	11/06/19 17:49	7440-02-0	
Selenium	**8.5 U**	ug/L	15.0	8.5	1	11/06/19 04:23	11/06/19 17:49	7782-49-2	
Silver	**1.0 U**	ug/L	5.0	1.0	1	11/06/19 04:23	11/06/19 17:49	7440-22-4	
Sodium	**5.9**	mg/L	2.0	0.27	1	11/06/19 04:23	11/06/19 17:49	7440-23-5	
Vanadium	**12.0**	ug/L	10.0	1.0	1	11/06/19 04:23	11/06/19 17:49	7440-62-2	
Zinc	**11.0 U**	ug/L	20.0	11.0	1	11/06/19 04:23	11/06/19 17:49	7440-66-6	
6020 MET ICPMS	Analytical Method: EPA 6020 Preparation Method: EPA 3010								
Antimony	**0.86 I**	ug/L	1.0	0.50	1	11/06/19 04:23	11/08/19 11:00	7440-36-0	
Arsenic	**2.6**	ug/L	1.0	0.50	1	11/06/19 04:23	11/08/19 11:00	7440-38-2	
Lead	**0.50 U**	ug/L	1.0	0.50	1	11/06/19 04:23	11/08/19 11:00	7439-92-1	
Selenium	**5.6**	ug/L	1.0	0.50	1	11/06/19 04:23	11/08/19 11:00	7782-49-2	
Thallium	**0.11 U**	ug/L	1.0	0.11	1	11/06/19 04:23	11/08/19 11:00	7440-28-0	
7470 Mercury	Analytical Method: EPA 7470 Preparation Method: EPA 7470								
Mercury	**0.10 U**	ug/L	0.20	0.10	1	11/12/19 08:42	11/12/19 15:42	7439-97-6	
8260 MSV	Analytical Method: EPA 8260								
Acetone	**5.3 U**	ug/L	20.0	5.3	1		11/15/19 19:01	67-64-1	
Acrylonitrile	**3.7 U**	ug/L	10.0	3.7	1		11/15/19 19:01	107-13-1	
Benzene	**0.30 U**	ug/L	1.0	0.30	1		11/15/19 19:01	71-43-2	
Bromochloromethane	**0.37 U**	ug/L	1.0	0.37	1		11/15/19 19:01	74-97-5	
Bromodichloromethane	**0.19 U**	ug/L	0.60	0.19	1		11/15/19 19:01	75-27-4	
Bromoform	**2.6 U**	ug/L	3.0	2.6	1		11/15/19 19:01	75-25-2	
Bromomethane	**4.0 U**	ug/L	5.0	4.0	1		11/15/19 19:01	74-83-9	J(v2)
2-Butanone (MEK)	**7.5 U**	ug/L	10.0	7.5	1		11/15/19 19:01	78-93-3	
Carbon disulfide	**0.45 U**	ug/L	10.0	0.45	1		11/15/19 19:01	75-15-0	

This report shall not be reproduced, except in full,
without the written consent of Pace Analytical Services, LLC.

Pace Analytical Services, LLC
8 East Tower Circle
Ormond Beach, FL 32174
(386)672-5668

ANALYTICAL RESULTS

Project: Lena Road Landfill
Pace Project No.: 35511217

Sample: GW-3 **Lab ID: 35509684004** Collected: 11/05/19 11:27 Received: 11/05/19 17:02 Matrix: Water

Parameters	Results	Units	PQL	MDL	DF	Prepared	Analyzed	CAS No.	Qual
8260 MSV	Analytical Method: EPA 8260								
Carbon tetrachloride	**1.1 U**	ug/L	3.0	1.1	1		11/15/19 19:01	56-23-5	
Chlorobenzene	**0.35 U**	ug/L	1.0	0.35	1		11/15/19 19:01	108-90-7	
Chloroethane	**3.7 U**	ug/L	10.0	3.7	1		11/15/19 19:01	75-00-3	
Chloroform	**0.32 U**	ug/L	1.0	0.32	1		11/15/19 19:01	67-66-3	
Chloromethane	**0.97 U**	ug/L	1.0	0.97	1		11/15/19 19:01	74-87-3	J(v2)
Dibromochloromethane	**0.45 U**	ug/L	2.0	0.45	1		11/15/19 19:01	124-48-1	
Dibromomethane	**0.68 U**	ug/L	2.0	0.68	1		11/15/19 19:01	74-95-3	
1,2-Dichlorobenzene	**0.29 U**	ug/L	1.0	0.29	1		11/15/19 19:01	95-50-1	
1,4-Dichlorobenzene	**0.28 U**	ug/L	1.0	0.28	1		11/15/19 19:01	106-46-7	
trans-1,4-Dichloro-2-butene	**2.5 U**	ug/L	10.0	2.5	1		11/15/19 19:01	110-57-6	
1,1-Dichloroethane	**0.34 U**	ug/L	1.0	0.34	1		11/15/19 19:01	75-34-3	
1,2-Dichloroethane	**0.27 U**	ug/L	1.0	0.27	1		11/15/19 19:01	107-06-2	
1,1-Dichloroethene	**0.27 U**	ug/L	1.0	0.27	1		11/15/19 19:01	75-35-4	
cis-1,2-Dichloroethene	**0.27 U**	ug/L	1.0	0.27	1		11/15/19 19:01	156-59-2	
trans-1,2-Dichloroethene	**0.23 U**	ug/L	1.0	0.23	1		11/15/19 19:01	156-60-5	
1,2-Dichloropropane	**0.23 U**	ug/L	1.0	0.23	1		11/15/19 19:01	78-87-5	
cis-1,3-Dichloropropene	**0.17 U**	ug/L	0.50	0.17	1		11/15/19 19:01	10061-01-5	
trans-1,3-Dichloropropene	**0.17 U**	ug/L	0.50	0.17	1		11/15/19 19:01	10061-02-6	
Ethylbenzene	**0.30 U**	ug/L	1.0	0.30	1		11/15/19 19:01	100-41-4	
2-Hexanone	**0.85 U**	ug/L	10.0	0.85	1		11/15/19 19:01	591-78-6	
Iodomethane	**9.3 U**	ug/L	10.0	9.3	1		11/15/19 19:01	74-88-4	J(v2)
Methylene Chloride	**2.0 U**	ug/L	5.0	2.0	1		11/15/19 19:01	75-09-2	
4-Methyl-2-pentanone (MIBK)	**0.32 U**	ug/L	10.0	0.32	1		11/15/19 19:01	108-10-1	
Styrene	**0.26 U**	ug/L	1.0	0.26	1		11/15/19 19:01	100-42-5	
1,1,1,2-Tetrachloroethane	**0.32 U**	ug/L	1.0	0.32	1		11/15/19 19:01	630-20-6	
1,1,2,2-Tetrachloroethane	**0.20 U**	ug/L	0.50	0.20	1		11/15/19 19:01	79-34-5	
Tetrachloroethene	**0.38 U**	ug/L	1.0	0.38	1		11/15/19 19:01	127-18-4	
Toluene	**0.33 U**	ug/L	1.0	0.33	1		11/15/19 19:01	108-88-3	
1,1,1-Trichloroethane	**0.30 U**	ug/L	1.0	0.30	1		11/15/19 19:01	71-55-6	
1,1,2-Trichloroethane	**0.30 U**	ug/L	1.0	0.30	1		11/15/19 19:01	79-00-5	
Trichloroethene	**0.36 U**	ug/L	1.0	0.36	1		11/15/19 19:01	79-01-6	
Trichlorofluoromethane	**0.35 U**	ug/L	1.0	0.35	1		11/15/19 19:01	75-69-4	
1,2,3-Trichloropropane	**1.1 U**	ug/L	2.0	1.1	1		11/15/19 19:01	96-18-4	
Vinyl acetate	**0.19 U**	ug/L	10.0	0.19	1		11/15/19 19:01	108-05-4	
Vinyl chloride	**0.39 U**	ug/L	1.0	0.39	1		11/15/19 19:01	75-01-4	
Xylene (Total)	**2.1 U**	ug/L	5.0	2.1	1		11/15/19 19:01	1330-20-7	
Surrogates									
4-Bromofluorobenzene (S)	90	%	70-130		1		11/15/19 19:01	460-00-4	
1,2-Dichloroethane-d4 (S)	111	%	70-130		1		11/15/19 19:01	17060-07-0	
Toluene-d8 (S)	100	%	70-130		1		11/15/19 19:01	2037-26-5	
2540C Total Diss. Solids Tampa	Analytical Method: SM 2540C								
Total Dissolved Solids	**377**	mg/L	5.0	5.0	1		11/06/19 14:46		
300.0 IC Anions 28 Days	Analytical Method: EPA 300.0								
Chloride	**5.0**	mg/L	5.0	2.5	1		11/11/19 16:53	16887-00-6	

This report shall not be reproduced, except in full,
without the written consent of Pace Analytical Services, LLC.

Pace Analytical Services, LLC
8 East Tower Circle
Ormond Beach, FL 32174
(386)672-5668

ANALYTICAL RESULTS

Project: Lena Road Landfill
Pace Project No.: 35511217

Sample: GW-3 **Lab ID: 35509684004** Collected: 11/05/19 11:27 Received: 11/05/19 17:02 Matrix: Water

Parameters	Results	Units	PQL	MDL	DF	Prepared	Analyzed	CAS No.	Qual
350.1 Ammonia	Analytical Method: EPA 350.1								
Nitrogen, Ammonia	**0.088**	mg/L	0.050	0.035	1		11/15/19 12:24	7664-41-7	
353.2 Nitrogen, NO2/NO3 unpres	Analytical Method: EPA 353.2								
Nitrogen, Nitrate	**0.51**	mg/L	0.050	0.025	1		11/06/19 06:24	14797-55-8	

This report shall not be reproduced, except in full,
without the written consent of Pace Analytical Services, LLC.

Pace Analytical Services, LLC
8 East Tower Circle
Ormond Beach, FL 32174
(386)672-5668

ANALYTICAL RESULTS

Project: Lena Road Landfill
Pace Project No.: 35511217

Sample: GW-4 **Lab ID: 35509684005** Collected: 11/05/19 12:37 Received: 11/05/19 17:02 Matrix: Water

Parameters	Results	Units	PQL	MDL	DF	Prepared	Analyzed	CAS No.	Qual
Field Data	Analytical Method:								
Field pH	**6.63**	Std. Units			1		11/05/19 12:37		
Field Temperature	**27.8**	deg C			1		11/05/19 12:37		
Field Specific Conductance	**380.4**	umhos/cm			1		11/05/19 12:37		
Oxygen, Dissolved	**0.86**	mg/L			1		11/05/19 12:37	7782-44-7	
Turbidity	**3.45**	NTU			1		11/05/19 12:37		
8011 GCS EDB and DBCP	Analytical Method: EPA 8011 Preparation Method: EPA 8011								
1,2-Dibromo-3-chloropropane	**0.0066 U**	ug/L	0.021	0.0066	1	11/07/19 10:37	11/08/19 02:38	96-12-8	
1,2-Dibromoethane (EDB)	**0.0077 U**	ug/L	0.010	0.0077	1	11/07/19 10:37	11/08/19 02:38	106-93-4	
6010 MET ICP	Analytical Method: EPA 6010 Preparation Method: EPA 3010								
Barium	**11.8**	ug/L	10.0	0.84	1	11/06/19 04:23	11/06/19 17:54	7440-39-3	
Beryllium	**1.6 U**	ug/L	4.0	1.6	1	11/06/19 04:23	11/06/19 17:54	7440-41-7	
Cadmium	**0.33 U**	ug/L	1.0	0.33	1	11/06/19 04:23	11/06/19 17:54	7440-43-9	
Chromium	**1.7 U**	ug/L	5.0	1.7	1	11/06/19 04:23	11/06/19 17:54	7440-47-3	
Cobalt	**0.96 U**	ug/L	10.0	0.96	1	11/06/19 04:23	11/06/19 17:54	7440-48-4	
Copper	**2.6 U**	ug/L	5.0	2.6	1	11/06/19 04:23	11/06/19 17:54	7440-50-8	
Iron	**842**	ug/L	40.0	9.2	1	11/06/19 04:23	11/06/19 17:54	7439-89-6	
Nickel	**2.1 U**	ug/L	5.0	2.1	1	11/06/19 04:23	11/06/19 17:54	7440-02-0	
Selenium	**8.5 U**	ug/L	15.0	8.5	1	11/06/19 04:23	11/06/19 17:54	7782-49-2	
Silver	**1.0 U**	ug/L	5.0	1.0	1	11/06/19 04:23	11/06/19 17:54	7440-22-4	
Sodium	**3.3**	mg/L	2.0	0.27	1	11/06/19 04:23	11/06/19 17:54	7440-23-5	
Vanadium	**9.6 I**	ug/L	10.0	1.0	1	11/06/19 04:23	11/06/19 17:54	7440-62-2	
Zinc	**11.0 U**	ug/L	20.0	11.0	1	11/06/19 04:23	11/06/19 17:54	7440-66-6	
6020 MET ICPMS	Analytical Method: EPA 6020 Preparation Method: EPA 3010								
Antimony	**0.50 U**	ug/L	1.0	0.50	1	11/06/19 04:23	11/06/19 15:37	7440-36-0	
Arsenic	**1.7**	ug/L	1.0	0.50	1	11/06/19 04:23	11/06/19 15:37	7440-38-2	
Lead	**0.50 U**	ug/L	1.0	0.50	1	11/06/19 04:23	11/06/19 15:37	7439-92-1	
Selenium	**1.3**	ug/L	1.0	0.50	1	11/06/19 04:23	11/06/19 15:37	7782-49-2	
Thallium	**0.11 U**	ug/L	1.0	0.11	1	11/06/19 04:23	11/06/19 15:37	7440-28-0	
7470 Mercury	Analytical Method: EPA 7470 Preparation Method: EPA 7470								
Mercury	**0.10 U**	ug/L	0.20	0.10	1	11/12/19 08:42	11/12/19 15:44	7439-97-6	
8260 MSV	Analytical Method: EPA 8260								
Acetone	**5.3 U**	ug/L	20.0	5.3	1		11/15/19 19:50	67-64-1	
Acrylonitrile	**3.7 U**	ug/L	10.0	3.7	1		11/15/19 19:50	107-13-1	
Benzene	**0.30 U**	ug/L	1.0	0.30	1		11/15/19 19:50	71-43-2	
Bromochloromethane	**0.37 U**	ug/L	1.0	0.37	1		11/15/19 19:50	74-97-5	
Bromodichloromethane	**0.19 U**	ug/L	0.60	0.19	1		11/15/19 19:50	75-27-4	
Bromoform	**2.6 U**	ug/L	3.0	2.6	1		11/15/19 19:50	75-25-2	
Bromomethane	**4.0 U**	ug/L	5.0	4.0	1		11/15/19 19:50	74-83-9	J(v2)
2-Butanone (MEK)	**7.5 U**	ug/L	10.0	7.5	1		11/15/19 19:50	78-93-3	
Carbon disulfide	**0.45 U**	ug/L	10.0	0.45	1		11/15/19 19:50	75-15-0	

This report shall not be reproduced, except in full,
without the written consent of Pace Analytical Services, LLC.

Pace Analytical Services, LLC
8 East Tower Circle
Ormond Beach, FL 32174
(386)672-5668

ANALYTICAL RESULTS

Project: Lena Road Landfill
Pace Project No.: 35511217

Sample: GW-4 **Lab ID: 35509684005** Collected: 11/05/19 12:37 Received: 11/05/19 17:02 Matrix: Water

Parameters	Results	Units	PQL	MDL	DF	Prepared	Analyzed	CAS No.	Qual
8260 MSV	Analytical Method: EPA 8260								
Carbon tetrachloride	**1.1 U**	ug/L	3.0	1.1	1		11/15/19 19:50	56-23-5	
Chlorobenzene	**0.35 U**	ug/L	1.0	0.35	1		11/15/19 19:50	108-90-7	
Chloroethane	**3.7 U**	ug/L	10.0	3.7	1		11/15/19 19:50	75-00-3	
Chloroform	**0.32 U**	ug/L	1.0	0.32	1		11/15/19 19:50	67-66-3	
Chloromethane	**0.97 U**	ug/L	1.0	0.97	1		11/15/19 19:50	74-87-3	J(v2)
Dibromochloromethane	**0.45 U**	ug/L	2.0	0.45	1		11/15/19 19:50	124-48-1	
Dibromomethane	**0.68 U**	ug/L	2.0	0.68	1		11/15/19 19:50	74-95-3	
1,2-Dichlorobenzene	**0.29 U**	ug/L	1.0	0.29	1		11/15/19 19:50	95-50-1	
1,4-Dichlorobenzene	**0.28 U**	ug/L	1.0	0.28	1		11/15/19 19:50	106-46-7	
trans-1,4-Dichloro-2-butene	**2.5 U**	ug/L	10.0	2.5	1		11/15/19 19:50	110-57-6	
1,1-Dichloroethane	**0.34 U**	ug/L	1.0	0.34	1		11/15/19 19:50	75-34-3	
1,2-Dichloroethane	**0.27 U**	ug/L	1.0	0.27	1		11/15/19 19:50	107-06-2	
1,1-Dichloroethene	**0.27 U**	ug/L	1.0	0.27	1		11/15/19 19:50	75-35-4	
cis-1,2-Dichloroethene	**0.27 U**	ug/L	1.0	0.27	1		11/15/19 19:50	156-59-2	
trans-1,2-Dichloroethene	**0.23 U**	ug/L	1.0	0.23	1		11/15/19 19:50	156-60-5	
1,2-Dichloropropane	**0.23 U**	ug/L	1.0	0.23	1		11/15/19 19:50	78-87-5	
cis-1,3-Dichloropropene	**0.17 U**	ug/L	0.50	0.17	1		11/15/19 19:50	10061-01-5	
trans-1,3-Dichloropropene	**0.17 U**	ug/L	0.50	0.17	1		11/15/19 19:50	10061-02-6	
Ethylbenzene	**0.30 U**	ug/L	1.0	0.30	1		11/15/19 19:50	100-41-4	
2-Hexanone	**0.85 U**	ug/L	10.0	0.85	1		11/15/19 19:50	591-78-6	
Iodomethane	**9.3 U**	ug/L	10.0	9.3	1		11/15/19 19:50	74-88-4	J(v2)
Methylene Chloride	**2.0 U**	ug/L	5.0	2.0	1		11/15/19 19:50	75-09-2	
4-Methyl-2-pentanone (MIBK)	**0.32 U**	ug/L	10.0	0.32	1		11/15/19 19:50	108-10-1	
Styrene	**0.26 U**	ug/L	1.0	0.26	1		11/15/19 19:50	100-42-5	
1,1,1,2-Tetrachloroethane	**0.32 U**	ug/L	1.0	0.32	1		11/15/19 19:50	630-20-6	
1,1,2,2-Tetrachloroethane	**0.20 U**	ug/L	0.50	0.20	1		11/15/19 19:50	79-34-5	
Tetrachloroethene	**0.38 U**	ug/L	1.0	0.38	1		11/15/19 19:50	127-18-4	
Toluene	**0.33 U**	ug/L	1.0	0.33	1		11/15/19 19:50	108-88-3	
1,1,1-Trichloroethane	**0.30 U**	ug/L	1.0	0.30	1		11/15/19 19:50	71-55-6	
1,1,2-Trichloroethane	**0.30 U**	ug/L	1.0	0.30	1		11/15/19 19:50	79-00-5	
Trichloroethene	**0.36 U**	ug/L	1.0	0.36	1		11/15/19 19:50	79-01-6	
Trichlorofluoromethane	**0.35 U**	ug/L	1.0	0.35	1		11/15/19 19:50	75-69-4	
1,2,3-Trichloropropane	**1.1 U**	ug/L	2.0	1.1	1		11/15/19 19:50	96-18-4	
Vinyl acetate	**0.19 U**	ug/L	10.0	0.19	1		11/15/19 19:50	108-05-4	
Vinyl chloride	**0.39 U**	ug/L	1.0	0.39	1		11/15/19 19:50	75-01-4	
Xylene (Total)	**2.1 U**	ug/L	5.0	2.1	1		11/15/19 19:50	1330-20-7	
Surrogates									
4-Bromofluorobenzene (S)	88	%	70-130		1		11/15/19 19:50	460-00-4	
1,2-Dichloroethane-d4 (S)	108	%	70-130		1		11/15/19 19:50	17060-07-0	
Toluene-d8 (S)	99	%	70-130		1		11/15/19 19:50	2037-26-5	
2540C Total Diss. Solids Tampa	Analytical Method: SM 2540C								
Total Dissolved Solids	**197**	mg/L	5.0	5.0	1		11/06/19 14:46		
300.0 IC Anions 28 Days	Analytical Method: EPA 300.0								
Chloride	**5.5**	mg/L	5.0	2.5	1		11/11/19 12:46	16887-00-6	

This report shall not be reproduced, except in full,
without the written consent of Pace Analytical Services, LLC.

Pace Analytical Services, LLC
8 East Tower Circle
Ormond Beach, FL 32174
(386)672-5668

ANALYTICAL RESULTS

Project: Lena Road Landfill
Pace Project No.: 35511217

Sample: GW-4 **Lab ID: 35509684005** Collected: 11/05/19 12:37 Received: 11/05/19 17:02 Matrix: Water

Parameters	Results	Units	PQL	MDL	DF	Prepared	Analyzed	CAS No.	Qual
350.1 Ammonia	Analytical Method: EPA 350.1								
Nitrogen, Ammonia	**0.13**	mg/L	0.050	0.035	1		11/15/19 12:25	7664-41-7	
353.2 Nitrogen, NO2/NO3 unpres	Analytical Method: EPA 353.2								
Nitrogen, Nitrate	**0.025 U**	mg/L	0.050	0.025	1		11/06/19 06:28	14797-55-8	

This report shall not be reproduced, except in full,
without the written consent of Pace Analytical Services, LLC.

Pace Analytical Services, LLC
8 East Tower Circle
Ormond Beach, FL 32174
(386)672-5668

ANALYTICAL RESULTS

Project: Lena Road Landfill
Pace Project No.: 35511217

Sample: GW-5 **Lab ID: 35509684006** Collected: 11/05/19 13:23 Received: 11/05/19 17:02 Matrix: Water

Parameters	Results	Units	PQL	MDL	DF	Prepared	Analyzed	CAS No.	Qual
Field Data	Analytical Method:								
Field pH	**6.53**	Std. Units			1		11/05/19 13:23		
Field Temperature	**28.4**	deg C			1		11/05/19 13:23		
Field Specific Conductance	**580**	umhos/cm			1		11/05/19 13:23		
Oxygen, Dissolved	**0.75**	mg/L			1		11/05/19 13:23	7782-44-7	
Turbidity	**4.54**	NTU			1		11/05/19 13:23		
8011 GCS EDB and DBCP	Analytical Method: EPA 8011 Preparation Method: EPA 8011								
1,2-Dibromo-3-chloropropane	**0.0066 U**	ug/L	0.021	0.0066	1	11/07/19 10:37	11/08/19 02:53	96-12-8	
1,2-Dibromoethane (EDB)	**0.0078 U**	ug/L	0.010	0.0078	1	11/07/19 10:37	11/08/19 02:53	106-93-4	
6010 MET ICP	Analytical Method: EPA 6010 Preparation Method: EPA 3010								
Barium	**12.1**	ug/L	10.0	0.84	1	11/06/19 04:23	11/06/19 17:58	7440-39-3	
Beryllium	**1.6 U**	ug/L	4.0	1.6	1	11/06/19 04:23	11/06/19 17:58	7440-41-7	
Cadmium	**0.33 U**	ug/L	1.0	0.33	1	11/06/19 04:23	11/06/19 17:58	7440-43-9	
Chromium	**1.8 I**	ug/L	5.0	1.7	1	11/06/19 04:23	11/06/19 17:58	7440-47-3	
Cobalt	**0.96 U**	ug/L	10.0	0.96	1	11/06/19 04:23	11/06/19 17:58	7440-48-4	
Copper	**2.6 U**	ug/L	5.0	2.6	1	11/06/19 04:23	11/06/19 17:58	7440-50-8	
Iron	**838**	ug/L	40.0	9.2	1	11/06/19 04:23	11/06/19 17:58	7439-89-6	
Nickel	**2.1 U**	ug/L	5.0	2.1	1	11/06/19 04:23	11/06/19 17:58	7440-02-0	
Selenium	**8.5 U**	ug/L	15.0	8.5	1	11/06/19 04:23	11/06/19 17:58	7782-49-2	
Silver	**1.0 U**	ug/L	5.0	1.0	1	11/06/19 04:23	11/06/19 17:58	7440-22-4	
Sodium	**7.5**	mg/L	2.0	0.27	1	11/06/19 04:23	11/06/19 17:58	7440-23-5	
Vanadium	**15.6**	ug/L	10.0	1.0	1	11/06/19 04:23	11/06/19 17:58	7440-62-2	
Zinc	**11.0 U**	ug/L	20.0	11.0	1	11/06/19 04:23	11/06/19 17:58	7440-66-6	
6020 MET ICPMS	Analytical Method: EPA 6020 Preparation Method: EPA 3010								
Antimony	**0.56 I**	ug/L	1.0	0.50	1	11/06/19 04:23	11/06/19 15:40	7440-36-0	
Arsenic	**1.6**	ug/L	1.0	0.50	1	11/06/19 04:23	11/06/19 15:40	7440-38-2	
Lead	**0.50 U**	ug/L	1.0	0.50	1	11/06/19 04:23	11/06/19 15:40	7439-92-1	
Selenium	**2.2**	ug/L	1.0	0.50	1	11/06/19 04:23	11/06/19 15:40	7782-49-2	
Thallium	**0.11 U**	ug/L	1.0	0.11	1	11/06/19 04:23	11/06/19 15:40	7440-28-0	
7470 Mercury	Analytical Method: EPA 7470 Preparation Method: EPA 7470								
Mercury	**0.10 U**	ug/L	0.20	0.10	1	11/12/19 08:42	11/12/19 15:46	7439-97-6	
8260 MSV	Analytical Method: EPA 8260								
Acetone	**5.3 U**	ug/L	20.0	5.3	1		11/15/19 20:39	67-64-1	
Acrylonitrile	**3.7 U**	ug/L	10.0	3.7	1		11/15/19 20:39	107-13-1	
Benzene	**0.30 U**	ug/L	1.0	0.30	1		11/15/19 20:39	71-43-2	J(M1)
Bromochloromethane	**0.37 U**	ug/L	1.0	0.37	1		11/15/19 20:39	74-97-5	
Bromodichloromethane	**0.19 U**	ug/L	0.60	0.19	1		11/15/19 20:39	75-27-4	J(M1)
Bromoform	**2.6 U**	ug/L	3.0	2.6	1		11/15/19 20:39	75-25-2	
Bromomethane	**4.0 U**	ug/L	5.0	4.0	1		11/15/19 20:39	74-83-9	J(v2)
2-Butanone (MEK)	**7.5 U**	ug/L	10.0	7.5	1		11/15/19 20:39	78-93-3	
Carbon disulfide	**0.45 U**	ug/L	10.0	0.45	1		11/15/19 20:39	75-15-0	

This report shall not be reproduced, except in full,
without the written consent of Pace Analytical Services, LLC.

Pace Analytical Services, LLC
8 East Tower Circle
Ormond Beach, FL 32174
(386)672-5668

ANALYTICAL RESULTS

Project: Lena Road Landfill
Pace Project No.: 35511217

Sample: GW-5 **Lab ID: 35509684006** Collected: 11/05/19 13:23 Received: 11/05/19 17:02 Matrix: Water

Parameters	Results	Units	PQL	MDL	DF	Prepared	Analyzed	CAS No.	Qual
8260 MSV	Analytical Method: EPA 8260								
Carbon tetrachloride	**1.1 U**	ug/L	3.0	1.1	1		11/15/19 20:39	56-23-5	
Chlorobenzene	**0.35 U**	ug/L	1.0	0.35	1		11/15/19 20:39	108-90-7	J(M1)
Chloroethane	**3.7 U**	ug/L	10.0	3.7	1		11/15/19 20:39	75-00-3	J(M1)
Chloroform	**0.32 U**	ug/L	1.0	0.32	1		11/15/19 20:39	67-66-3	J(M1)
Chloromethane	**0.97 U**	ug/L	1.0	0.97	1		11/15/19 20:39	74-87-3	J(v2)
Dibromochloromethane	**0.45 U**	ug/L	2.0	0.45	1		11/15/19 20:39	124-48-1	J(M1)
Dibromomethane	**0.68 U**	ug/L	2.0	0.68	1		11/15/19 20:39	74-95-3	J(M1)
1,2-Dichlorobenzene	**0.29 U**	ug/L	1.0	0.29	1		11/15/19 20:39	95-50-1	J(M1)
1,4-Dichlorobenzene	**0.28 U**	ug/L	1.0	0.28	1		11/15/19 20:39	106-46-7	J(M1)
trans-1,4-Dichloro-2-butene	**2.5 U**	ug/L	10.0	2.5	1		11/15/19 20:39	110-57-6	
1,1-Dichloroethane	**0.34 U**	ug/L	1.0	0.34	1		11/15/19 20:39	75-34-3	
1,2-Dichloroethane	**0.27 U**	ug/L	1.0	0.27	1		11/15/19 20:39	107-06-2	J(M1)
1,1-Dichloroethene	**0.27 U**	ug/L	1.0	0.27	1		11/15/19 20:39	75-35-4	
cis-1,2-Dichloroethene	**0.27 U**	ug/L	1.0	0.27	1		11/15/19 20:39	156-59-2	J(M1)
trans-1,2-Dichloroethene	**0.23 U**	ug/L	1.0	0.23	1		11/15/19 20:39	156-60-5	J(M1)
1,2-Dichloropropane	**0.23 U**	ug/L	1.0	0.23	1		11/15/19 20:39	78-87-5	J(M1)
cis-1,3-Dichloropropene	**0.17 U**	ug/L	0.50	0.17	1		11/15/19 20:39	10061-01-5	J(M1)
trans-1,3-Dichloropropene	**0.17 U**	ug/L	0.50	0.17	1		11/15/19 20:39	10061-02-6	J(M1)
Ethylbenzene	**0.30 U**	ug/L	1.0	0.30	1		11/15/19 20:39	100-41-4	J(M1)
2-Hexanone	**0.85 U**	ug/L	10.0	0.85	1		11/15/19 20:39	591-78-6	
Iodomethane	**9.3 U**	ug/L	10.0	9.3	1		11/15/19 20:39	74-88-4	J(v2)
Methylene Chloride	**2.0 U**	ug/L	5.0	2.0	1		11/15/19 20:39	75-09-2	
4-Methyl-2-pentanone (MIBK)	**0.32 U**	ug/L	10.0	0.32	1		11/15/19 20:39	108-10-1	
Styrene	**0.26 U**	ug/L	1.0	0.26	1		11/15/19 20:39	100-42-5	J(M1)
1,1,1,2-Tetrachloroethane	**0.32 U**	ug/L	1.0	0.32	1		11/15/19 20:39	630-20-6	J(M1)
1,1,2,2-Tetrachloroethane	**0.20 U**	ug/L	0.50	0.20	1		11/15/19 20:39	79-34-5	J(M1)
Tetrachloroethene	**0.38 U**	ug/L	1.0	0.38	1		11/15/19 20:39	127-18-4	J(M1)
Toluene	**0.33 U**	ug/L	1.0	0.33	1		11/15/19 20:39	108-88-3	J(M1)
1,1,1-Trichloroethane	**0.30 U**	ug/L	1.0	0.30	1		11/15/19 20:39	71-55-6	J(M1)
1,1,2-Trichloroethane	**0.30 U**	ug/L	1.0	0.30	1		11/15/19 20:39	79-00-5	J(M1)
Trichloroethene	**0.36 U**	ug/L	1.0	0.36	1		11/15/19 20:39	79-01-6	J(M1)
Trichlorofluoromethane	**0.35 U**	ug/L	1.0	0.35	1		11/15/19 20:39	75-69-4	J(M1)
1,2,3-Trichloropropane	**1.1 U**	ug/L	2.0	1.1	1		11/15/19 20:39	96-18-4	
Vinyl acetate	**0.19 U**	ug/L	10.0	0.19	1		11/15/19 20:39	108-05-4	
Vinyl chloride	**0.39 U**	ug/L	1.0	0.39	1		11/15/19 20:39	75-01-4	
Xylene (Total)	**2.1 U**	ug/L	5.0	2.1	1		11/15/19 20:39	1330-20-7	MS
Surrogates									
4-Bromofluorobenzene (S)	90	%	70-130		1		11/15/19 20:39	460-00-4	
1,2-Dichloroethane-d4 (S)	110	%	70-130		1		11/15/19 20:39	17060-07-0	
Toluene-d8 (S)	100	%	70-130		1		11/15/19 20:39	2037-26-5	
2540C Total Diss. Solids Tampa	Analytical Method: SM 2540C								
Total Dissolved Solids	**327**	mg/L	5.0	5.0	1		11/06/19 14:46		
300.0 IC Anions 28 Days	Analytical Method: EPA 300.0								
Chloride	**9.9**	mg/L	5.0	2.5	1		11/11/19 13:09	16887-00-6	

This report shall not be reproduced, except in full,
without the written consent of Pace Analytical Services, LLC.

Pace Analytical Services, LLC
8 East Tower Circle
Ormond Beach, FL 32174
(386)672-5668

ANALYTICAL RESULTS

Project: Lena Road Landfill
Pace Project No.: 35511217

Sample: GW-5 **Lab ID: 35509684006** Collected: 11/05/19 13:23 Received: 11/05/19 17:02 Matrix: Water

Parameters	Results	Units	PQL	MDL	DF	Prepared	Analyzed	CAS No.	Qual
350.1 Ammonia	Analytical Method: EPA 350.1								
Nitrogen, Ammonia	**0.21**	mg/L	0.050	0.035	1		11/15/19 12:27	7664-41-7	
353.2 Nitrogen, NO2/NO3 unpres	Analytical Method: EPA 353.2								
Nitrogen, Nitrate	**0.093**	mg/L	0.050	0.025	1		11/06/19 06:32	14797-55-8	

This report shall not be reproduced, except in full,
without the written consent of Pace Analytical Services, LLC.

Pace Analytical Services, LLC
8 East Tower Circle
Ormond Beach, FL 32174
(386)672-5668

ANALYTICAL RESULTS

Project: Lena Road Landfill
Pace Project No.: 35511217

Sample: GW-6 **Lab ID: 35509684007** Collected: 11/05/19 14:07 Received: 11/05/19 17:02 Matrix: Water

Parameters	Results	Units	PQL	MDL	DF	Prepared	Analyzed	CAS No.	Qual
Field Data	Analytical Method:								
Field pH	**6.58**	Std. Units			1		11/05/19 14:07		
Field Temperature	**28.4**	deg C			1		11/05/19 14:07		
Field Specific Conductance	**1115**	umhos/cm			1		11/05/19 14:07		
Oxygen, Dissolved	**1.20**	mg/L			1		11/05/19 14:07	7782-44-7	
Turbidity	**2.60**	NTU			1		11/05/19 14:07		
8011 GCS EDB and DBCP	Analytical Method: EPA 8011 Preparation Method: EPA 8011								
1,2-Dibromo-3-chloropropane	**0.0066 U**	ug/L	0.021	0.0066	1	11/07/19 10:37	11/08/19 03:23	96-12-8	
1,2-Dibromoethane (EDB)	**0.0077 U**	ug/L	0.010	0.0077	1	11/07/19 10:37	11/08/19 03:23	106-93-4	
6010 MET ICP	Analytical Method: EPA 6010 Preparation Method: EPA 3010								
Barium	**20.2**	ug/L	10.0	0.84	1	11/06/19 04:23	11/06/19 18:03	7440-39-3	
Beryllium	**1.6 U**	ug/L	4.0	1.6	1	11/06/19 04:23	11/06/19 18:03	7440-41-7	
Cadmium	**0.33 U**	ug/L	1.0	0.33	1	11/06/19 04:23	11/06/19 18:03	7440-43-9	
Chromium	**1.7 U**	ug/L	5.0	1.7	1	11/06/19 04:23	11/06/19 18:03	7440-47-3	
Cobalt	**0.96 U**	ug/L	10.0	0.96	1	11/06/19 04:23	11/06/19 18:03	7440-48-4	
Copper	**2.6 U**	ug/L	5.0	2.6	1	11/06/19 04:23	11/06/19 18:03	7440-50-8	
Iron	**1540**	ug/L	40.0	9.2	1	11/06/19 04:23	11/06/19 18:03	7439-89-6	
Nickel	**2.1 U**	ug/L	5.0	2.1	1	11/06/19 04:23	11/06/19 18:03	7440-02-0	
Selenium	**8.5 U**	ug/L	15.0	8.5	1	11/06/19 04:23	11/06/19 18:03	7782-49-2	
Silver	**1.0 U**	ug/L	5.0	1.0	1	11/06/19 04:23	11/06/19 18:03	7440-22-4	
Sodium	**3.6**	mg/L	2.0	0.27	1	11/06/19 04:23	11/06/19 18:03	7440-23-5	
Vanadium	**7.2 I**	ug/L	10.0	1.0	1	11/06/19 04:23	11/06/19 18:03	7440-62-2	
Zinc	**11.0 U**	ug/L	20.0	11.0	1	11/06/19 04:23	11/06/19 18:03	7440-66-6	
6020 MET ICPMS	Analytical Method: EPA 6020 Preparation Method: EPA 3010								
Antimony	**0.50 U**	ug/L	1.0	0.50	1	11/06/19 04:23	11/06/19 15:49	7440-36-0	
Arsenic	**5.5**	ug/L	1.0	0.50	1	11/06/19 04:23	11/06/19 15:49	7440-38-2	
Lead	**0.50 U**	ug/L	1.0	0.50	1	11/06/19 04:23	11/06/19 15:49	7439-92-1	
Selenium	**2.6**	ug/L	1.0	0.50	1	11/06/19 04:23	11/06/19 15:49	7782-49-2	
Thallium	**0.34 I**	ug/L	1.0	0.11	1	11/06/19 04:23	11/06/19 15:49	7440-28-0	
7470 Mercury	Analytical Method: EPA 7470 Preparation Method: EPA 7470								
Mercury	**0.10 U**	ug/L	0.20	0.10	1	11/12/19 08:42	11/12/19 15:49	7439-97-6	
8260 MSV	Analytical Method: EPA 8260								
Acetone	**5.3 U**	ug/L	20.0	5.3	1		11/15/19 18:29	67-64-1	
Acrylonitrile	**3.7 U**	ug/L	10.0	3.7	1		11/15/19 18:29	107-13-1	J(v2)
Benzene	**0.30 U**	ug/L	1.0	0.30	1		11/15/19 18:29	71-43-2	
Bromochloromethane	**0.37 U**	ug/L	1.0	0.37	1		11/15/19 18:29	74-97-5	
Bromodichloromethane	**0.19 U**	ug/L	0.60	0.19	1		11/15/19 18:29	75-27-4	
Bromoform	**2.6 U**	ug/L	3.0	2.6	1		11/15/19 18:29	75-25-2	
Bromomethane	**4.0 U**	ug/L	5.0	4.0	1		11/15/19 18:29	74-83-9	J(v2)
2-Butanone (MEK)	**7.5 U**	ug/L	10.0	7.5	1		11/15/19 18:29	78-93-3	
Carbon disulfide	**0.45 U**	ug/L	10.0	0.45	1		11/15/19 18:29	75-15-0	

This report shall not be reproduced, except in full,
without the written consent of Pace Analytical Services, LLC.

Pace Analytical Services, LLC
8 East Tower Circle
Ormond Beach, FL 32174
(386)672-5668

ANALYTICAL RESULTS

Project: Lena Road Landfill
Pace Project No.: 35511217

Sample: GW-6 **Lab ID: 35509684007** Collected: 11/05/19 14:07 Received: 11/05/19 17:02 Matrix: Water

Parameters	Results	Units	PQL	MDL	DF	Prepared	Analyzed	CAS No.	Qual
8260 MSV	Analytical Method: EPA 8260								
Carbon tetrachloride	**1.1 U**	ug/L	3.0	1.1	1		11/15/19 18:29	56-23-5	
Chlorobenzene	**0.35 U**	ug/L	1.0	0.35	1		11/15/19 18:29	108-90-7	
Chloroethane	**3.7 U**	ug/L	10.0	3.7	1		11/15/19 18:29	75-00-3	
Chloroform	**0.32 U**	ug/L	1.0	0.32	1		11/15/19 18:29	67-66-3	
Chloromethane	**0.97 U**	ug/L	1.0	0.97	1		11/15/19 18:29	74-87-3	J(v2)
Dibromochloromethane	**0.45 U**	ug/L	2.0	0.45	1		11/15/19 18:29	124-48-1	
Dibromomethane	**0.68 U**	ug/L	2.0	0.68	1		11/15/19 18:29	74-95-3	
1,2-Dichlorobenzene	**0.29 U**	ug/L	1.0	0.29	1		11/15/19 18:29	95-50-1	
1,4-Dichlorobenzene	**0.28 U**	ug/L	1.0	0.28	1		11/15/19 18:29	106-46-7	
trans-1,4-Dichloro-2-butene	**2.5 U**	ug/L	10.0	2.5	1		11/15/19 18:29	110-57-6	J(v2)
1,1-Dichloroethane	**0.34 U**	ug/L	1.0	0.34	1		11/15/19 18:29	75-34-3	
1,2-Dichloroethane	**0.27 U**	ug/L	1.0	0.27	1		11/15/19 18:29	107-06-2	
1,1-Dichloroethene	**0.27 U**	ug/L	1.0	0.27	1		11/15/19 18:29	75-35-4	
cis-1,2-Dichloroethene	**0.27 U**	ug/L	1.0	0.27	1		11/15/19 18:29	156-59-2	
trans-1,2-Dichloroethene	**0.23 U**	ug/L	1.0	0.23	1		11/15/19 18:29	156-60-5	
1,2-Dichloropropane	**0.23 U**	ug/L	1.0	0.23	1		11/15/19 18:29	78-87-5	
cis-1,3-Dichloropropene	**0.17 U**	ug/L	0.50	0.17	1		11/15/19 18:29	10061-01-5	
trans-1,3-Dichloropropene	**0.17 U**	ug/L	0.50	0.17	1		11/15/19 18:29	10061-02-6	
Ethylbenzene	**0.30 U**	ug/L	1.0	0.30	1		11/15/19 18:29	100-41-4	
2-Hexanone	**0.85 U**	ug/L	10.0	0.85	1		11/15/19 18:29	591-78-6	
Iodomethane	**9.3 U**	ug/L	10.0	9.3	1		11/15/19 18:29	74-88-4	J(v2)
Methylene Chloride	**2.0 U**	ug/L	5.0	2.0	1		11/15/19 18:29	75-09-2	
4-Methyl-2-pentanone (MIBK)	**0.32 U**	ug/L	10.0	0.32	1		11/15/19 18:29	108-10-1	
Styrene	**0.26 U**	ug/L	1.0	0.26	1		11/15/19 18:29	100-42-5	
1,1,1,2-Tetrachloroethane	**0.32 U**	ug/L	1.0	0.32	1		11/15/19 18:29	630-20-6	
1,1,2,2-Tetrachloroethane	**0.20 U**	ug/L	0.50	0.20	1		11/15/19 18:29	79-34-5	
Tetrachloroethene	**0.38 U**	ug/L	1.0	0.38	1		11/15/19 18:29	127-18-4	
Toluene	**0.33 U**	ug/L	1.0	0.33	1		11/15/19 18:29	108-88-3	
1,1,1-Trichloroethane	**0.30 U**	ug/L	1.0	0.30	1		11/15/19 18:29	71-55-6	
1,1,2-Trichloroethane	**0.30 U**	ug/L	1.0	0.30	1		11/15/19 18:29	79-00-5	
Trichloroethene	**0.36 U**	ug/L	1.0	0.36	1		11/15/19 18:29	79-01-6	
Trichlorofluoromethane	**0.35 U**	ug/L	1.0	0.35	1		11/15/19 18:29	75-69-4	
1,2,3-Trichloropropane	**1.1 U**	ug/L	2.0	1.1	1		11/15/19 18:29	96-18-4	
Vinyl acetate	**0.19 U**	ug/L	10.0	0.19	1		11/15/19 18:29	108-05-4	
Vinyl chloride	**0.39 U**	ug/L	1.0	0.39	1		11/15/19 18:29	75-01-4	
Xylene (Total)	**2.1 U**	ug/L	5.0	2.1	1		11/15/19 18:29	1330-20-7	
Surrogates									
4-Bromofluorobenzene (S)	103	%	70-130		1		11/15/19 18:29	460-00-4	
1,2-Dichloroethane-d4 (S)	116	%	70-130		1		11/15/19 18:29	17060-07-0	
Toluene-d8 (S)	101	%	70-130		1		11/15/19 18:29	2037-26-5	
2540C Total Diss. Solids Tampa	Analytical Method: SM 2540C								
Total Dissolved Solids	**667**	mg/L	5.0	5.0	1		11/06/19 14:46		
300.0 IC Anions 28 Days	Analytical Method: EPA 300.0								
Chloride	**12.5 U**	mg/L	25.0	12.5	5		11/11/19 13:31	16887-00-6	

This report shall not be reproduced, except in full,
without the written consent of Pace Analytical Services, LLC.

Pace Analytical Services, LLC
8 East Tower Circle
Ormond Beach, FL 32174
(386)672-5668

ANALYTICAL RESULTS

Project: Lena Road Landfill
Pace Project No.: 35511217

Sample: GW-6 **Lab ID: 35509684007** Collected: 11/05/19 14:07 Received: 11/05/19 17:02 Matrix: Water

Parameters	Results	Units	PQL	MDL	DF	Prepared	Analyzed	CAS No.	Qual
350.1 Ammonia	Analytical Method: EPA 350.1								
Nitrogen, Ammonia	**1.5**	mg/L	0.050	0.035	1		11/15/19 12:29	7664-41-7	
353.2 Nitrogen, NO2/NO3 unpres	Analytical Method: EPA 353.2								
Nitrogen, Nitrate	**0.040 I**	mg/L	0.050	0.025	1		11/06/19 06:37	14797-55-8	

This report shall not be reproduced, except in full,
without the written consent of Pace Analytical Services, LLC.

Pace Analytical Services, LLC
8 East Tower Circle
Ormond Beach, FL 32174
(386)672-5668

ANALYTICAL RESULTS

Project: Lena Road Landfill
Pace Project No.: 35511217

Sample: GW-7 **Lab ID: 35509684008** Collected: 11/05/19 15:09 Received: 11/05/19 17:02 Matrix: Water

Parameters	Results	Units	PQL	MDL	DF	Prepared	Analyzed	CAS No.	Qual
Field Data	Analytical Method:								
Field pH	**6.70**	Std. Units			1		11/05/19 15:09		
Field Temperature	**28.3**	deg C			1		11/05/19 15:09		
Field Specific Conductance	**710**	umhos/cm			1		11/05/19 15:09		
Oxygen, Dissolved	**1.25**	mg/L			1		11/05/19 15:09	7782-44-7	
Turbidity	**2.34**	NTU			1		11/05/19 15:09		
8011 GCS EDB and DBCP	Analytical Method: EPA 8011 Preparation Method: EPA 8011								
1,2-Dibromo-3-chloropropane	**0.0067 U**	ug/L	0.021	0.0067	1	11/07/19 10:37	11/08/19 03:38	96-12-8	
1,2-Dibromoethane (EDB)	**0.0079 U**	ug/L	0.010	0.0079	1	11/07/19 10:37	11/08/19 03:38	106-93-4	
6010 MET ICP	Analytical Method: EPA 6010 Preparation Method: EPA 3010								
Barium	**9.2 I**	ug/L	10.0	0.84	1	11/06/19 04:23	11/06/19 18:08	7440-39-3	
Beryllium	**1.6 U**	ug/L	4.0	1.6	1	11/06/19 04:23	11/06/19 18:08	7440-41-7	
Cadmium	**0.33 U**	ug/L	1.0	0.33	1	11/06/19 04:23	11/06/19 18:08	7440-43-9	
Chromium	**1.7 U**	ug/L	5.0	1.7	1	11/06/19 04:23	11/06/19 18:08	7440-47-3	
Cobalt	**0.96 U**	ug/L	10.0	0.96	1	11/06/19 04:23	11/06/19 18:08	7440-48-4	
Copper	**2.6 U**	ug/L	5.0	2.6	1	11/06/19 04:23	11/06/19 18:08	7440-50-8	
Iron	**288**	ug/L	40.0	9.2	1	11/06/19 04:23	11/06/19 18:08	7439-89-6	
Nickel	**2.1 U**	ug/L	5.0	2.1	1	11/06/19 04:23	11/06/19 18:08	7440-02-0	
Selenium	**8.5 U**	ug/L	15.0	8.5	1	11/06/19 04:23	11/06/19 18:08	7782-49-2	
Silver	**1.0 U**	ug/L	5.0	1.0	1	11/06/19 04:23	11/06/19 18:08	7440-22-4	
Sodium	**22.1**	mg/L	2.0	0.27	1	11/06/19 04:23	11/06/19 18:08	7440-23-5	
Vanadium	**2.6 I**	ug/L	10.0	1.0	1	11/06/19 04:23	11/06/19 18:08	7440-62-2	
Zinc	**11.0 U**	ug/L	20.0	11.0	1	11/06/19 04:23	11/06/19 18:08	7440-66-6	
6020 MET ICPMS	Analytical Method: EPA 6020 Preparation Method: EPA 3010								
Antimony	**0.50 U**	ug/L	1.0	0.50	1	11/06/19 04:23	11/06/19 15:51	7440-36-0	
Arsenic	**5.2**	ug/L	1.0	0.50	1	11/06/19 04:23	11/06/19 15:51	7440-38-2	
Lead	**0.50 U**	ug/L	1.0	0.50	1	11/06/19 04:23	11/06/19 15:51	7439-92-1	
Selenium	**1.3**	ug/L	1.0	0.50	1	11/06/19 04:23	11/06/19 15:51	7782-49-2	
Thallium	**0.11 U**	ug/L	1.0	0.11	1	11/06/19 04:23	11/06/19 15:51	7440-28-0	
7470 Mercury	Analytical Method: EPA 7470 Preparation Method: EPA 7470								
Mercury	**0.10 U**	ug/L	0.20	0.10	1	11/12/19 09:50	11/13/19 14:02	7439-97-6	
8260 MSV	Analytical Method: EPA 8260								
Acetone	**5.3 U**	ug/L	20.0	5.3	1		11/15/19 19:18	67-64-1	
Acrylonitrile	**3.7 U**	ug/L	10.0	3.7	1		11/15/19 19:18	107-13-1	J(v2)
Benzene	**0.30 U**	ug/L	1.0	0.30	1		11/15/19 19:18	71-43-2	
Bromochloromethane	**0.37 U**	ug/L	1.0	0.37	1		11/15/19 19:18	74-97-5	
Bromodichloromethane	**0.19 U**	ug/L	0.60	0.19	1		11/15/19 19:18	75-27-4	
Bromoform	**2.6 U**	ug/L	3.0	2.6	1		11/15/19 19:18	75-25-2	
Bromomethane	**4.0 U**	ug/L	5.0	4.0	1		11/15/19 19:18	74-83-9	J(v2)
2-Butanone (MEK)	**7.5 U**	ug/L	10.0	7.5	1		11/15/19 19:18	78-93-3	
Carbon disulfide	**0.45 U**	ug/L	10.0	0.45	1		11/15/19 19:18	75-15-0	

This report shall not be reproduced, except in full,
without the written consent of Pace Analytical Services, LLC.

Pace Analytical Services, LLC
8 East Tower Circle
Ormond Beach, FL 32174
(386)672-5668

ANALYTICAL RESULTS

Project: Lena Road Landfill
Pace Project No.: 35511217

Sample: GW-7 **Lab ID: 35509684008** Collected: 11/05/19 15:09 Received: 11/05/19 17:02 Matrix: Water

Parameters	Results	Units	PQL	MDL	DF	Prepared	Analyzed	CAS No.	Qual
8260 MSV	Analytical Method: EPA 8260								
Carbon tetrachloride	**1.1 U**	ug/L	3.0	1.1	1		11/15/19 19:18	56-23-5	
Chlorobenzene	**0.35 U**	ug/L	1.0	0.35	1		11/15/19 19:18	108-90-7	
Chloroethane	**3.7 U**	ug/L	10.0	3.7	1		11/15/19 19:18	75-00-3	J(M1)
Chloroform	**0.32 U**	ug/L	1.0	0.32	1		11/15/19 19:18	67-66-3	
Chloromethane	**0.97 U**	ug/L	1.0	0.97	1		11/15/19 19:18	74-87-3	J(v2)
Dibromochloromethane	**0.45 U**	ug/L	2.0	0.45	1		11/15/19 19:18	124-48-1	
Dibromomethane	**0.68 U**	ug/L	2.0	0.68	1		11/15/19 19:18	74-95-3	
1,2-Dichlorobenzene	**0.29 U**	ug/L	1.0	0.29	1		11/15/19 19:18	95-50-1	
1,4-Dichlorobenzene	**0.28 U**	ug/L	1.0	0.28	1		11/15/19 19:18	106-46-7	
trans-1,4-Dichloro-2-butene	**2.5 U**	ug/L	10.0	2.5	1		11/15/19 19:18	110-57-6	J(v2)
1,1-Dichloroethane	**0.34 U**	ug/L	1.0	0.34	1		11/15/19 19:18	75-34-3	
1,2-Dichloroethane	**0.27 U**	ug/L	1.0	0.27	1		11/15/19 19:18	107-06-2	
1,1-Dichloroethene	**0.27 U**	ug/L	1.0	0.27	1		11/15/19 19:18	75-35-4	
cis-1,2-Dichloroethene	**0.27 U**	ug/L	1.0	0.27	1		11/15/19 19:18	156-59-2	
trans-1,2-Dichloroethene	**0.23 U**	ug/L	1.0	0.23	1		11/15/19 19:18	156-60-5	
1,2-Dichloropropane	**0.23 U**	ug/L	1.0	0.23	1		11/15/19 19:18	78-87-5	
cis-1,3-Dichloropropene	**0.17 U**	ug/L	0.50	0.17	1		11/15/19 19:18	10061-01-5	
trans-1,3-Dichloropropene	**0.17 U**	ug/L	0.50	0.17	1		11/15/19 19:18	10061-02-6	
Ethylbenzene	**0.30 U**	ug/L	1.0	0.30	1		11/15/19 19:18	100-41-4	
2-Hexanone	**0.85 U**	ug/L	10.0	0.85	1		11/15/19 19:18	591-78-6	
Iodomethane	**9.3 U**	ug/L	10.0	9.3	1		11/15/19 19:18	74-88-4	J(v2)
Methylene Chloride	**2.0 U**	ug/L	5.0	2.0	1		11/15/19 19:18	75-09-2	
4-Methyl-2-pentanone (MIBK)	**0.32 U**	ug/L	10.0	0.32	1		11/15/19 19:18	108-10-1	
Styrene	**0.26 U**	ug/L	1.0	0.26	1		11/15/19 19:18	100-42-5	
1,1,1,2-Tetrachloroethane	**0.32 U**	ug/L	1.0	0.32	1		11/15/19 19:18	630-20-6	
1,1,2,2-Tetrachloroethane	**0.20 U**	ug/L	0.50	0.20	1		11/15/19 19:18	79-34-5	
Tetrachloroethene	**0.38 U**	ug/L	1.0	0.38	1		11/15/19 19:18	127-18-4	
Toluene	**0.33 U**	ug/L	1.0	0.33	1		11/15/19 19:18	108-88-3	
1,1,1-Trichloroethane	**0.30 U**	ug/L	1.0	0.30	1		11/15/19 19:18	71-55-6	
1,1,2-Trichloroethane	**0.30 U**	ug/L	1.0	0.30	1		11/15/19 19:18	79-00-5	J(M1)
Trichloroethene	**0.36 U**	ug/L	1.0	0.36	1		11/15/19 19:18	79-01-6	
Trichlorofluoromethane	**0.35 U**	ug/L	1.0	0.35	1		11/15/19 19:18	75-69-4	
1,2,3-Trichloropropane	**1.1 U**	ug/L	2.0	1.1	1		11/15/19 19:18	96-18-4	
Vinyl acetate	**0.19 U**	ug/L	10.0	0.19	1		11/15/19 19:18	108-05-4	
Vinyl chloride	**0.39 U**	ug/L	1.0	0.39	1		11/15/19 19:18	75-01-4	
Xylene (Total)	**2.1 U**	ug/L	5.0	2.1	1		11/15/19 19:18	1330-20-7	
Surrogates									
4-Bromofluorobenzene (S)	104	%	70-130		1		11/15/19 19:18	460-00-4	
1,2-Dichloroethane-d4 (S)	113	%	70-130		1		11/15/19 19:18	17060-07-0	
Toluene-d8 (S)	101	%	70-130		1		11/15/19 19:18	2037-26-5	
2540C Total Diss. Solids Tampa	Analytical Method: SM 2540C								
Total Dissolved Solids	**400**	mg/L	5.0	5.0	1		11/06/19 14:46		
300.0 IC Anions 28 Days	Analytical Method: EPA 300.0								
Chloride	**28.8**	mg/L	10.0	5.0	2		11/11/19 13:53	16887-00-6	

This report shall not be reproduced, except in full,
without the written consent of Pace Analytical Services, LLC.

Pace Analytical Services, LLC
8 East Tower Circle
Ormond Beach, FL 32174
(386)672-5668

ANALYTICAL RESULTS

Project: Lena Road Landfill
Pace Project No.: 35511217

Sample: GW-7 **Lab ID: 35509684008** Collected: 11/05/19 15:09 Received: 11/05/19 17:02 Matrix: Water

Parameters	Results	Units	PQL	MDL	DF	Prepared	Analyzed	CAS No.	Qual
350.1 Ammonia	Analytical Method: EPA 350.1								
Nitrogen, Ammonia	**0.57**	mg/L	0.050	0.035	1		11/15/19 12:30	7664-41-7	
353.2 Nitrogen, NO2/NO3 unpres	Analytical Method: EPA 353.2								
Nitrogen, Nitrate	**0.025 U**	mg/L	0.050	0.025	1		11/06/19 06:41	14797-55-8	

This report shall not be reproduced, except in full,
without the written consent of Pace Analytical Services, LLC.

Pace Analytical Services, LLC
8 East Tower Circle
Ormond Beach, FL 32174
(386)672-5668

ANALYTICAL RESULTS

Project: Lena Road Landfill
Pace Project No.: 35511217

Sample: GW-7 DUP **Lab ID: 35509684009** Collected: 11/05/19 15:09 Received: 11/05/19 17:02 Matrix: Water

Parameters	Results	Units	PQL	MDL	DF	Prepared	Analyzed	CAS No.	Qual
Field Data	Analytical Method:								
Field pH	**6.70**	Std. Units			1		11/05/19 15:09		
Field Temperature	**28.3**	deg C			1		11/05/19 15:09		
Field Specific Conductance	**710**	umhos/cm			1		11/05/19 15:09		
Oxygen, Dissolved	**1.25**	mg/L			1		11/05/19 15:09	7782-44-7	
Turbidity	**2.34**	NTU			1		11/05/19 15:09		
8011 GCS EDB and DBCP	Analytical Method: EPA 8011 Preparation Method: EPA 8011								
1,2-Dibromo-3-chloropropane	**0.0067 U**	ug/L	0.021	0.0067	1	11/07/19 10:37	11/08/19 03:53	96-12-8	
1,2-Dibromoethane (EDB)	**0.0079 U**	ug/L	0.011	0.0079	1	11/07/19 10:37	11/08/19 03:53	106-93-4	
6010 MET ICP	Analytical Method: EPA 6010 Preparation Method: EPA 3010								
Barium	**9.1 I**	ug/L	10.0	0.84	1	11/06/19 04:23	11/06/19 18:12	7440-39-3	
Beryllium	**1.6 U**	ug/L	4.0	1.6	1	11/06/19 04:23	11/06/19 18:12	7440-41-7	
Cadmium	**0.33 U**	ug/L	1.0	0.33	1	11/06/19 04:23	11/06/19 18:12	7440-43-9	
Chromium	**1.7 U**	ug/L	5.0	1.7	1	11/06/19 04:23	11/06/19 18:12	7440-47-3	
Cobalt	**0.96 U**	ug/L	10.0	0.96	1	11/06/19 04:23	11/06/19 18:12	7440-48-4	
Copper	**2.6 U**	ug/L	5.0	2.6	1	11/06/19 04:23	11/06/19 18:12	7440-50-8	
Iron	**276**	ug/L	40.0	9.2	1	11/06/19 04:23	11/06/19 18:12	7439-89-6	
Nickel	**2.1 U**	ug/L	5.0	2.1	1	11/06/19 04:23	11/06/19 18:12	7440-02-0	
Selenium	**8.5 U**	ug/L	15.0	8.5	1	11/06/19 04:23	11/06/19 18:12	7782-49-2	
Silver	**1.0 U**	ug/L	5.0	1.0	1	11/06/19 04:23	11/06/19 18:12	7440-22-4	
Sodium	**22.2**	mg/L	2.0	0.27	1	11/06/19 04:23	11/06/19 18:12	7440-23-5	
Vanadium	**2.1 I**	ug/L	10.0	1.0	1	11/06/19 04:23	11/06/19 18:12	7440-62-2	
Zinc	**11.0 U**	ug/L	20.0	11.0	1	11/06/19 04:23	11/06/19 18:12	7440-66-6	
6020 MET ICPMS	Analytical Method: EPA 6020 Preparation Method: EPA 3010								
Antimony	**0.50 U**	ug/L	1.0	0.50	1	11/06/19 04:23	11/06/19 15:54	7440-36-0	
Arsenic	**5.0**	ug/L	1.0	0.50	1	11/06/19 04:23	11/06/19 15:54	7440-38-2	
Lead	**0.50 U**	ug/L	1.0	0.50	1	11/06/19 04:23	11/06/19 15:54	7439-92-1	
Selenium	**1.5**	ug/L	1.0	0.50	1	11/06/19 04:23	11/06/19 15:54	7782-49-2	
Thallium	**0.11 U**	ug/L	1.0	0.11	1	11/06/19 04:23	11/06/19 15:54	7440-28-0	
7470 Mercury	Analytical Method: EPA 7470 Preparation Method: EPA 7470								
Mercury	**0.10 U**	ug/L	0.20	0.10	1	11/12/19 09:50	11/13/19 14:14	7439-97-6	
8260 MSV	Analytical Method: EPA 8260								
Acetone	**5.3 U**	ug/L	20.0	5.3	1		11/15/19 19:43	67-64-1	
Acrylonitrile	**3.7 U**	ug/L	10.0	3.7	1		11/15/19 19:43	107-13-1	J(v2)
Benzene	**0.30 U**	ug/L	1.0	0.30	1		11/15/19 19:43	71-43-2	
Bromochloromethane	**0.37 U**	ug/L	1.0	0.37	1		11/15/19 19:43	74-97-5	
Bromodichloromethane	**0.19 U**	ug/L	0.60	0.19	1		11/15/19 19:43	75-27-4	
Bromoform	**2.6 U**	ug/L	3.0	2.6	1		11/15/19 19:43	75-25-2	
Bromomethane	**4.0 U**	ug/L	5.0	4.0	1		11/15/19 19:43	74-83-9	J(v2)
2-Butanone (MEK)	**7.5 U**	ug/L	10.0	7.5	1		11/15/19 19:43	78-93-3	
Carbon disulfide	**0.45 U**	ug/L	10.0	0.45	1		11/15/19 19:43	75-15-0	

This report shall not be reproduced, except in full,
without the written consent of Pace Analytical Services, LLC.

Pace Analytical Services, LLC
8 East Tower Circle
Ormond Beach, FL 32174
(386)672-5668

ANALYTICAL RESULTS

Project: Lena Road Landfill
Pace Project No.: 35511217

Sample: GW-7 DUP **Lab ID: 35509684009** Collected: 11/05/19 15:09 Received: 11/05/19 17:02 Matrix: Water

Parameters	Results	Units	PQL	MDL	DF	Prepared	Analyzed	CAS No.	Qual
8260 MSV	Analytical Method: EPA 8260								
Carbon tetrachloride	**1.1 U**	ug/L	3.0	1.1	1		11/15/19 19:43	56-23-5	
Chlorobenzene	**0.35 U**	ug/L	1.0	0.35	1		11/15/19 19:43	108-90-7	
Chloroethane	**3.7 U**	ug/L	10.0	3.7	1		11/15/19 19:43	75-00-3	
Chloroform	**0.32 U**	ug/L	1.0	0.32	1		11/15/19 19:43	67-66-3	
Chloromethane	**0.97 U**	ug/L	1.0	0.97	1		11/15/19 19:43	74-87-3	J(v2)
Dibromochloromethane	**0.45 U**	ug/L	2.0	0.45	1		11/15/19 19:43	124-48-1	
Dibromomethane	**0.68 U**	ug/L	2.0	0.68	1		11/15/19 19:43	74-95-3	
1,2-Dichlorobenzene	**0.29 U**	ug/L	1.0	0.29	1		11/15/19 19:43	95-50-1	
1,4-Dichlorobenzene	**0.28 U**	ug/L	1.0	0.28	1		11/15/19 19:43	106-46-7	
trans-1,4-Dichloro-2-butene	**2.5 U**	ug/L	10.0	2.5	1		11/15/19 19:43	110-57-6	J(v2)
1,1-Dichloroethane	**0.34 U**	ug/L	1.0	0.34	1		11/15/19 19:43	75-34-3	
1,2-Dichloroethane	**0.27 U**	ug/L	1.0	0.27	1		11/15/19 19:43	107-06-2	
1,1-Dichloroethene	**0.27 U**	ug/L	1.0	0.27	1		11/15/19 19:43	75-35-4	
cis-1,2-Dichloroethene	**0.27 U**	ug/L	1.0	0.27	1		11/15/19 19:43	156-59-2	
trans-1,2-Dichloroethene	**0.23 U**	ug/L	1.0	0.23	1		11/15/19 19:43	156-60-5	
1,2-Dichloropropane	**0.23 U**	ug/L	1.0	0.23	1		11/15/19 19:43	78-87-5	
cis-1,3-Dichloropropene	**0.17 U**	ug/L	0.50	0.17	1		11/15/19 19:43	10061-01-5	
trans-1,3-Dichloropropene	**0.17 U**	ug/L	0.50	0.17	1		11/15/19 19:43	10061-02-6	
Ethylbenzene	**0.30 U**	ug/L	1.0	0.30	1		11/15/19 19:43	100-41-4	
2-Hexanone	**0.85 U**	ug/L	10.0	0.85	1		11/15/19 19:43	591-78-6	
Iodomethane	**9.3 U**	ug/L	10.0	9.3	1		11/15/19 19:43	74-88-4	J(v2)
Methylene Chloride	**2.0 U**	ug/L	5.0	2.0	1		11/15/19 19:43	75-09-2	
4-Methyl-2-pentanone (MIBK)	**0.32 U**	ug/L	10.0	0.32	1		11/15/19 19:43	108-10-1	
Styrene	**0.26 U**	ug/L	1.0	0.26	1		11/15/19 19:43	100-42-5	
1,1,1,2-Tetrachloroethane	**0.32 U**	ug/L	1.0	0.32	1		11/15/19 19:43	630-20-6	
1,1,2,2-Tetrachloroethane	**0.20 U**	ug/L	0.50	0.20	1		11/15/19 19:43	79-34-5	
Tetrachloroethene	**0.38 U**	ug/L	1.0	0.38	1		11/15/19 19:43	127-18-4	
Toluene	**0.33 U**	ug/L	1.0	0.33	1		11/15/19 19:43	108-88-3	
1,1,1-Trichloroethane	**0.30 U**	ug/L	1.0	0.30	1		11/15/19 19:43	71-55-6	
1,1,2-Trichloroethane	**0.30 U**	ug/L	1.0	0.30	1		11/15/19 19:43	79-00-5	
Trichloroethene	**0.36 U**	ug/L	1.0	0.36	1		11/15/19 19:43	79-01-6	
Trichlorofluoromethane	**0.35 U**	ug/L	1.0	0.35	1		11/15/19 19:43	75-69-4	
1,2,3-Trichloropropane	**1.1 U**	ug/L	2.0	1.1	1		11/15/19 19:43	96-18-4	
Vinyl acetate	**0.19 U**	ug/L	10.0	0.19	1		11/15/19 19:43	108-05-4	
Vinyl chloride	**0.39 U**	ug/L	1.0	0.39	1		11/15/19 19:43	75-01-4	
Xylene (Total)	**2.1 U**	ug/L	5.0	2.1	1		11/15/19 19:43	1330-20-7	
Surrogates									
4-Bromofluorobenzene (S)	105	%	70-130		1		11/15/19 19:43	460-00-4	
1,2-Dichloroethane-d4 (S)	111	%	70-130		1		11/15/19 19:43	17060-07-0	
Toluene-d8 (S)	101	%	70-130		1		11/15/19 19:43	2037-26-5	
2540C Total Diss. Solids Tampa	Analytical Method: SM 2540C								
Total Dissolved Solids	**395**	mg/L	5.0	5.0	1		11/06/19 14:46		
300.0 IC Anions 28 Days	Analytical Method: EPA 300.0								
Chloride	**27.7**	mg/L	10.0	5.0	2		11/11/19 14:16	16887-00-6	

This report shall not be reproduced, except in full,
without the written consent of Pace Analytical Services, LLC.

Pace Analytical Services, LLC
8 East Tower Circle
Ormond Beach, FL 32174
(386)672-5668

ANALYTICAL RESULTS

Project: Lena Road Landfill
Pace Project No.: 35511217

Sample: GW-7 DUP **Lab ID: 35509684009** Collected: 11/05/19 15:09 Received: 11/05/19 17:02 Matrix: Water

Parameters	Results	Units	PQL	MDL	DF	Prepared	Analyzed	CAS No.	Qual
350.1 Ammonia	Analytical Method: EPA 350.1								
Nitrogen, Ammonia	**0.53**	mg/L	0.050	0.035	1		11/15/19 12:32	7664-41-7	
353.2 Nitrogen, NO2/NO3 unpres	Analytical Method: EPA 353.2								
Nitrogen, Nitrate	**0.025 U**	mg/L	0.050	0.025	1		11/06/19 06:42	14797-55-8	

This report shall not be reproduced, except in full,
without the written consent of Pace Analytical Services, LLC.

Pace Analytical Services, LLC
8 East Tower Circle
Ormond Beach, FL 32174
(386)672-5668

ANALYTICAL RESULTS

Project: Lena Road Landfill
Pace Project No.: 35511217

Sample: Trip Blank 110519 **Lab ID: 35509684010** Collected: 11/05/19 00:01 Received: 11/05/19 17:02 Matrix: Water

Parameters	Results	Units	PQL	MDL	DF	Prepared	Analyzed	CAS No.	Qual
8011 GCS EDB and DBCP	Analytical Method: EPA 8011 Preparation Method: EPA 8011								
1,2-Dibromo-3-chloropropane	**0.0066 U**	ug/L	0.020	0.0066	1	11/07/19 10:37	11/08/19 04:09	96-12-8	
1,2-Dibromoethane (EDB)	**0.0077 U**	ug/L	0.010	0.0077	1	11/07/19 10:37	11/08/19 04:09	106-93-4	

This report shall not be reproduced, except in full,
without the written consent of Pace Analytical Services, LLC.

Pace Analytical Services, LLC
8 East Tower Circle
Ormond Beach, FL 32174
(386)672-5668

QUALITY CONTROL DATA

Project: Lena Road Landfill
Pace Project No.: 35511217

QC Batch: 586360 Analysis Method: EPA 7470
QC Batch Method: EPA 7470 Analysis Description: 7470 Mercury
Associated Lab Samples: 35509684001, 35509684002, 35509684003, 35509684004, 35509684005, 35509684006, 35509684007

METHOD BLANK: 3188009 Matrix: Water
Associated Lab Samples: 35509684001, 35509684002, 35509684003, 35509684004, 35509684005, 35509684006, 35509684007

Parameter	Units	Blank Result	Reporting Limit	MDL	Analyzed	Qualifiers
Mercury	ug/L	0.10 U	0.20	0.10	11/12/19 15:16	

LABORATORY CONTROL SAMPLE: 3188010

Parameter	Units	Spike Conc.	LCS Result	LCS % Rec	% Rec Limits	Qualifiers
Mercury	ug/L	2	2.0	102	80-120	

MATRIX SPIKE & MATRIX SPIKE DUPLICATE: 3188011 3188012

Parameter	Units	35509684001 Result	MS Spike Conc.	MSD Spike Conc.	MS Result	MSD Result	MS % Rec	MSD % Rec	% Rec Limits	RPD	Max RPD	Qual
Mercury	ug/L	0.10 U	2	2	2.1	2.1	107	106	75-125	1	20	

Results presented on this page are in the units indicated by the "Units" column except where an alternate unit is presented to the right of the result.

This report shall not be reproduced, except in full,
without the written consent of Pace Analytical Services, LLC.

Pace Analytical Services, LLC
8 East Tower Circle
Ormond Beach, FL 32174
(386)672-5668

QUALITY CONTROL DATA

Project: Lena Road Landfill
Pace Project No.: 35511217

QC Batch: 586389 | Analysis Method: EPA 7470
QC Batch Method: EPA 7470 | Analysis Description: 7470 Mercury
Associated Lab Samples: 35509684008, 35509684009, 35510079001, 35510079002, 35510079003, 35510079004, 35510079005, 35510079006, 35510079007, 35510079008, 35510079009, 35510079010

METHOD BLANK: 3188112 | Matrix: Water
Associated Lab Samples: 35509684008, 35509684009, 35510079001, 35510079002, 35510079003, 35510079004, 35510079005, 35510079006, 35510079007, 35510079008, 35510079009, 35510079010

Parameter	Units	Blank Result	Reporting Limit	MDL	Analyzed	Qualifiers
Mercury	ug/L	0.10 U	0.20	0.10	11/13/19 13:58	

LABORATORY CONTROL SAMPLE: 3188113

Parameter	Units	Spike Conc.	LCS Result	LCS % Rec	% Rec Limits	Qualifiers
Mercury	ug/L	2	2.0	101	80-120	

MATRIX SPIKE & MATRIX SPIKE DUPLICATE: 3188114 3188115

Parameter	Units	35509684008 Result	MS Spike Conc.	MSD Spike Conc.	MS Result	MSD Result	MS % Rec	MSD % Rec	% Rec Limits	RPD	Max RPD	Qual
Mercury	ug/L	0.10 U	2	2	2.1	2.0	104	102	75-125	2	20	

Results presented on this page are in the units indicated by the "Units" column except where an alternate unit is presented to the right of the result.

This report shall not be reproduced, except in full,
without the written consent of Pace Analytical Services, LLC.

Pace Analytical Services, LLC
8 East Tower Circle
Ormond Beach, FL 32174
(386)672-5668

QUALITY CONTROL DATA

Project: Lena Road Landfill
Pace Project No.: 35511217

QC Batch: 587125 | Analysis Method: EPA 7470
QC Batch Method: EPA 7470 | Analysis Description: 7470 Mercury
Associated Lab Samples: 35510571001, 35510571002, 35510571003, 35510571004, 35510571005, 35510571006, 35510571007, 35510571008, 35510571009, 35510571010, 35510571013

METHOD BLANK: 3192811 | Matrix: Water
Associated Lab Samples: 35510571001, 35510571002, 35510571003, 35510571004, 35510571005, 35510571006, 35510571007, 35510571008, 35510571009, 35510571010, 35510571013

Parameter	Units	Blank Result	Reporting Limit	MDL	Analyzed	Qualifiers
Mercury	ug/L	0.10 U	0.20	0.10	11/18/19 14:59	

LABORATORY CONTROL SAMPLE: 3192812

Parameter	Units	Spike Conc.	LCS Result	LCS % Rec	% Rec Limits	Qualifiers
Mercury	ug/L	2	1.9	97	80-120	

MATRIX SPIKE & MATRIX SPIKE DUPLICATE: 3192813 3192814

Parameter	Units	35510081002 Result	MS Spike Conc.	MSD Spike Conc.	MS Result	MSD Result	MS % Rec	MSD % Rec	% Rec Limits	RPD	Max RPD	Qual
Mercury	ug/L	0.10 U	2	2	1.9	1.8	93	92	75-125	1	20	

Results presented on this page are in the units indicated by the "Units" column except where an alternate unit is presented to the right of the result.

This report shall not be reproduced, except in full,
without the written consent of Pace Analytical Services, LLC.

Pace Analytical Services, LLC
8 East Tower Circle
Ormond Beach, FL 32174
(386)672-5668

QUALITY CONTROL DATA

Project: Lena Road Landfill
Pace Project No.: 35511217

QC Batch: 584642 | Analysis Method: EPA 6010
QC Batch Method: EPA 3010 | Analysis Description: 6010 MET
Associated Lab Samples: 35509684001, 35509684002, 35509684003, 35509684004, 35509684005, 35509684006, 35509684007, 35509684008, 35509684009

METHOD BLANK: 3178651 | Matrix: Water
Associated Lab Samples: 35509684001, 35509684002, 35509684003, 35509684004, 35509684005, 35509684006, 35509684007, 35509684008, 35509684009

Parameter	Units	Blank Result	Reporting Limit	MDL	Analyzed	Qualifiers
Barium	ug/L	0.84 U	10.0	0.84	11/06/19 15:35	
Beryllium	ug/L	1.6 U	4.0	1.6	11/06/19 15:35	
Cadmium	ug/L	0.33 U	1.0	0.33	11/06/19 15:35	
Chromium	ug/L	1.7 U	5.0	1.7	11/06/19 15:35	
Cobalt	ug/L	0.96 U	10.0	0.96	11/06/19 15:35	
Copper	ug/L	2.6 U	5.0	2.6	11/06/19 15:35	
Iron	ug/L	9.2 U	40.0	9.2	11/06/19 15:35	
Nickel	ug/L	2.1 U	5.0	2.1	11/06/19 15:35	
Selenium	ug/L	8.5 U	15.0	8.5	11/06/19 15:35	
Silver	ug/L	1.0 U	5.0	1.0	11/06/19 15:35	
Sodium	mg/L	0.27 U	2.0	0.27	11/06/19 15:35	
Vanadium	ug/L	1.0 U	10.0	1.0	11/06/19 15:35	
Zinc	ug/L	11.0 U	20.0	11.0	11/06/19 15:35	

LABORATORY CONTROL SAMPLE: 3178652

Parameter	Units	Spike Conc.	LCS Result	LCS % Rec	% Rec Limits	Qualifiers
Barium	ug/L	250	249	100	80-120	
Beryllium	ug/L	25	25.4	102	80-120	
Cadmium	ug/L	25	25.3	101	80-120	
Chromium	ug/L	250	254	102	80-120	
Cobalt	ug/L	250	263	105	80-120	
Copper	ug/L	250	256	103	80-120	
Iron	ug/L	2500	2530	101	80-120	
Nickel	ug/L	250	262	105	80-120	
Selenium	ug/L	250	259	104	80-120	
Silver	ug/L	25	26.6	106	80-120	
Sodium	mg/L	12.5	12.7	102	80-120	
Vanadium	ug/L	250	256	103	80-120	
Zinc	ug/L	1250	1280	102	80-120	

MATRIX SPIKE & MATRIX SPIKE DUPLICATE: 3178653 3178654

Parameter	Units	35509378003 Result	MS Spike Conc.	MSD Spike Conc.	MS Result	MSD Result	MS % Rec	MSD % Rec	% Rec Limits	RPD	Max RPD	Qual
Barium	ug/L	16.4	250	250	266	269	100	101	75-125	1	20	
Beryllium	ug/L	1.6 U	25	25	25.7	25.7	103	103	75-125	0	20	

Results presented on this page are in the units indicated by the "Units" column except where an alternate unit is presented to the right of the result.

REPORT OF LABORATORY ANALYSIS

This report shall not be reproduced, except in full,
without the written consent of Pace Analytical Services, LLC.

Pace Analytical Services, LLC
8 East Tower Circle
Ormond Beach, FL 32174
(386)672-5668

QUALITY CONTROL DATA

Project: Lena Road Landfill
Pace Project No.: 35511217

MATRIX SPIKE & MATRIX SPIKE DUPLICATE: 3178653 3178654

Parameter	Units	35509378003 Result	MS Spike Conc.	MSD Spike Conc.	MS Result	MSD Result	MS % Rec	MSD % Rec	% Rec Limits	RPD	Max RPD	Qual
Cadmium	ug/L	0.33 U	25	25	25.2	25.5	100	101	75-125	1	20	
Chromium	ug/L	1.7 U	250	250	254	259	101	103	75-125	2	20	
Cobalt	ug/L	0.96 U	250	250	262	265	105	106	75-125	1	20	
Copper	ug/L	2.6 U	250	250	262	266	105	106	75-125	1	20	
Iron	ug/L	726	2500	2500	3270	3270	102	102	75-125	0	20	
Nickel	ug/L	2.1 U	250	250	260	263	103	105	75-125	1	20	
Selenium	ug/L	8.5 U	250	250	254	257	101	103	75-125	1	20	
Silver	ug/L	1.0 U	25	25	26.0	27.0	104	107	75-125	4	20	
Sodium	mg/L	20.8	12.5	12.5	33.2	33.6	99	102	75-125	1	20	
Vanadium	ug/L	1.0 U	250	250	257	262	103	104	75-125	2	20	
Zinc	ug/L	11.0 U	1250	1250	1270	1290	102	103	75-125	1	20	

Results presented on this page are in the units indicated by the "Units" column except where an alternate unit is presented to the right of the result.

This report shall not be reproduced, except in full,
without the written consent of Pace Analytical Services, LLC.

Pace Analytical Services, LLC
8 East Tower Circle
Ormond Beach, FL 32174
(386)672-5668

QUALITY CONTROL DATA

Project: Lena Road Landfill
Pace Project No.: 35511217

QC Batch: 585426 | Analysis Method: EPA 6010
QC Batch Method: EPA 3010 | Analysis Description: 6010 MET
Associated Lab Samples: 35510079001, 35510079002, 35510079003, 35510079004, 35510079005, 35510079006, 35510079007, 35510079008, 35510079009, 35510079010

METHOD BLANK: 3183484 | Matrix: Water
Associated Lab Samples: 35510079001, 35510079002, 35510079003, 35510079004, 35510079005, 35510079006, 35510079007, 35510079008, 35510079009, 35510079010

Parameter	Units	Blank Result	Reporting Limit	MDL	Analyzed	Qualifiers
Barium	ug/L	0.84 U	10.0	0.84	11/08/19 13:15	
Beryllium	ug/L	1.6 U	4.0	1.6	11/08/19 13:15	
Cadmium	ug/L	0.33 U	1.0	0.33	11/08/19 13:15	
Chromium	ug/L	1.7 U	5.0	1.7	11/08/19 13:15	
Cobalt	ug/L	0.96 U	10.0	0.96	11/08/19 13:15	
Copper	ug/L	2.6 U	5.0	2.6	11/08/19 13:15	
Iron	ug/L	9.2 U	40.0	9.2	11/08/19 13:15	
Nickel	ug/L	2.1 U	5.0	2.1	11/08/19 13:15	
Selenium	ug/L	8.5 U	15.0	8.5	11/08/19 13:15	
Silver	ug/L	1.0 U	5.0	1.0	11/08/19 13:15	
Sodium	mg/L	0.27 U	2.0	0.27	11/08/19 13:15	
Vanadium	ug/L	1.0 U	10.0	1.0	11/08/19 13:15	
Zinc	ug/L	11.0 U	20.0	11.0	11/08/19 13:15	

LABORATORY CONTROL SAMPLE: 3183485

Parameter	Units	Spike Conc.	LCS Result	LCS % Rec	% Rec Limits	Qualifiers
Barium	ug/L	250	252	101	80-120	
Beryllium	ug/L	25	24.3	97	80-120	
Cadmium	ug/L	25	25.2	101	80-120	
Chromium	ug/L	250	251	101	80-120	
Cobalt	ug/L	250	258	103	80-120	
Copper	ug/L	250	239	96	80-120	
Iron	ug/L	2500	2530	101	80-120	
Nickel	ug/L	250	254	102	80-120	
Selenium	ug/L	250	247	99	80-120	
Silver	ug/L	25	24.4	98	80-120	
Sodium	mg/L	12.5	12.3	98	80-120	
Vanadium	ug/L	250	248	99	80-120	
Zinc	ug/L	1250	1270	102	80-120	

MATRIX SPIKE & MATRIX SPIKE DUPLICATE: 3183486 3183487

Parameter	Units	35510079004 Result	MS Spike Conc.	MSD Spike Conc.	MS Result	MSD Result	MS % Rec	MSD % Rec	% Rec Limits	RPD	Max RPD	Qual
Barium	ug/L	10.8	250	250	264	264	101	101	75-125	0	20	
Beryllium	ug/L	1.6 U	25	25	24.8	24.7	99	99	75-125	0	20	

Results presented on this page are in the units indicated by the "Units" column except where an alternate unit is presented to the right of the result.

REPORT OF LABORATORY ANALYSIS

This report shall not be reproduced, except in full,
without the written consent of Pace Analytical Services, LLC.

Pace Analytical Services, LLC
8 East Tower Circle
Ormond Beach, FL 32174
(386)672-5668

QUALITY CONTROL DATA

Project: Lena Road Landfill
Pace Project No.: 35511217

MATRIX SPIKE & MATRIX SPIKE DUPLICATE: 3183486 3183487

Parameter	Units	35510079004 Result	MS Spike Conc.	MSD Spike Conc.	MS Result	MSD Result	MS % Rec	MSD % Rec	% Rec Limits	RPD	Max RPD	Qual
Cadmium	ug/L	0.33 U	25	25	25.1	25.1	101	101	75-125	0	20	
Chromium	ug/L	1.7 U	250	250	256	256	102	102	75-125	0	20	
Cobalt	ug/L	0.96 U	250	250	261	261	104	105	75-125	0	20	
Copper	ug/L	2.6 U	250	250	252	252	101	101	75-125	0	20	
Iron	ug/L	632	2500	2500	3210	3210	103	103	75-125	0	20	
Nickel	ug/L	2.1 U	250	250	256	256	102	102	75-125	0	20	
Selenium	ug/L	8.5 U	250	250	240	238	96	95	75-125	1	20	
Silver	ug/L	1.0 U	25	25	25.1	25.1	100	100	75-125	0	20	
Sodium	mg/L	27.9	12.5	12.5	41.1	41.0	105	105	75-125	0	20	
Vanadium	ug/L	1.6 I	250	250	256	256	102	102	75-125	0	20	
Zinc	ug/L	11.0 U	1250	1250	1260	1270	101	101	75-125	0	20	

Results presented on this page are in the units indicated by the "Units" column except where an alternate unit is presented to the right of the result.

This report shall not be reproduced, except in full,
without the written consent of Pace Analytical Services, LLC.

Pace Analytical Services, LLC
8 East Tower Circle
Ormond Beach, FL 32174
(386)672-5668

QUALITY CONTROL DATA

Project: Lena Road Landfill
Pace Project No.: 35511217

QC Batch: 585449 | Analysis Method: EPA 6010
QC Batch Method: EPA 3010 | Analysis Description: 6010 MET
Associated Lab Samples: 35510571001, 35510571002, 35510571003, 35510571004, 35510571005, 35510571006, 35510571007, 35510571008, 35510571009, 35510571010, 35510571013

METHOD BLANK: 3183609 | Matrix: Water
Associated Lab Samples: 35510571001, 35510571002, 35510571003, 35510571004, 35510571005, 35510571006, 35510571007, 35510571008, 35510571009, 35510571010, 35510571013

Parameter	Units	Blank Result	Reporting Limit	MDL	Analyzed	Qualifiers
Barium	ug/L	0.84 U	10.0	0.84	11/08/19 17:38	
Beryllium	ug/L	1.6 U	4.0	1.6	11/08/19 17:38	
Cadmium	ug/L	0.33 U	1.0	0.33	11/08/19 17:38	
Chromium	ug/L	1.7 U	5.0	1.7	11/08/19 17:38	
Cobalt	ug/L	0.96 U	10.0	0.96	11/08/19 17:38	
Copper	ug/L	2.6 U	5.0	2.6	11/08/19 17:38	
Iron	ug/L	9.2 U	40.0	9.2	11/08/19 17:38	
Nickel	ug/L	2.1 U	5.0	2.1	11/08/19 17:38	
Selenium	ug/L	8.5 U	15.0	8.5	11/08/19 17:38	
Silver	ug/L	1.0 U	5.0	1.0	11/08/19 17:38	
Sodium	mg/L	0.27 U	2.0	0.27	11/08/19 17:38	
Vanadium	ug/L	1.0 U	10.0	1.0	11/08/19 17:38	
Zinc	ug/L	11.0 U	20.0	11.0	11/08/19 17:38	

LABORATORY CONTROL SAMPLE: 3183610

Parameter	Units	Spike Conc.	LCS Result	LCS % Rec	% Rec Limits	Qualifiers
Barium	ug/L	250	251	100	80-120	
Beryllium	ug/L	25	25.7	103	80-120	
Cadmium	ug/L	25	26.6	106	80-120	
Chromium	ug/L	250	253	101	80-120	
Cobalt	ug/L	250	265	106	80-120	
Copper	ug/L	250	245	98	80-120	
Iron	ug/L	2500	2630	105	80-120	
Nickel	ug/L	250	264	106	80-120	
Selenium	ug/L	250	264	105	80-120	
Silver	ug/L	25	24.5	98	80-120	
Sodium	mg/L	12.5	12.6	101	80-120	
Vanadium	ug/L	250	250	100	80-120	
Zinc	ug/L	1250	1340	107	80-120	

MATRIX SPIKE & MATRIX SPIKE DUPLICATE: 3183611 3183612

Parameter	Units	Result	MS Spike Conc.	MSD Spike Conc.	MS Result	MSD Result	MS % Rec	MSD % Rec	% Rec Limits	RPD	Max RPD	Qual
Barium	ug/L	13.0	250	250	265	272	101	104	75-125	3	20	
Beryllium	ug/L	1.6 U	25	25	25.7	26.4	103	105	75-125	3	20	

Results presented on this page are in the units indicated by the "Units" column except where an alternate unit is presented to the right of the result.

REPORT OF LABORATORY ANALYSIS

This report shall not be reproduced, except in full,
without the written consent of Pace Analytical Services, LLC.

Pace Analytical Services, LLC
8 East Tower Circle
Ormond Beach, FL 32174
(386)672-5668

QUALITY CONTROL DATA

Project: Lena Road Landfill
Pace Project No.: 35511217

MATRIX SPIKE & MATRIX SPIKE DUPLICATE: 3183611 3183612

Parameter	Units	Result	MS Spike Conc.	MSD Spike Conc.	MS Result	MSD Result	MS % Rec	MSD % Rec	% Rec Limits	RPD	Max RPD	Qual
Cadmium	ug/L	0.33 U	25	25	25.7	26.4	103	105	75-125	2	20	
Chromium	ug/L	1.7 U	250	250	254	261	101	104	75-125	3	20	
Cobalt	ug/L	0.96 U	250	250	265	272	106	108	75-125	3	20	
Copper	ug/L	2.6 U	250	250	252	260	100	103	75-125	3	20	
Iron	ug/L	1200	2500	2500	3810	3900	104	108	75-125	2	20	
Nickel	ug/L	2.1 U	250	250	261	269	104	107	75-125	3	20	
Selenium	ug/L	8.5 U	250	250	233	241	93	96	75-125	3	20	
Silver	ug/L	1.0 U	25	25	24.4	25.0	98	100	75-125	2	20	
Sodium	mg/L	35.5	12.5	12.5	48.0	49.2	100	110	75-125	2	20	
Vanadium	ug/L	2.8 I	250	250	254	262	101	104	75-125	3	20	
Zinc	ug/L	11.0 U	1250	1250	1310	1340	105	107	75-125	3	20	

Results presented on this page are in the units indicated by the "Units" column except where an alternate unit is presented to the right of the result.

This report shall not be reproduced, except in full,
without the written consent of Pace Analytical Services, LLC.

Pace Analytical Services, LLC
8 East Tower Circle
Ormond Beach, FL 32174
(386)672-5668

QUALITY CONTROL DATA

Project: Lena Road Landfill
Pace Project No.: 35511217

QC Batch: 586303 | Analysis Method: EPA 6010
QC Batch Method: EPA 3010 | Analysis Description: 6010 MET
Associated Lab Samples: 35511217001, 35511217002, 35511217003, 35511217004

METHOD BLANK: 3187756 | Matrix: Water
Associated Lab Samples: 35511217001, 35511217002, 35511217003, 35511217004

Parameter	Units	Blank Result	Reporting Limit	MDL	Analyzed	Qualifiers
Barium	ug/L	0.84 U	10.0	0.84	11/12/19 12:51	
Beryllium	ug/L	1.6 U	4.0	1.6	11/12/19 12:51	
Cadmium	ug/L	0.33 U	1.0	0.33	11/12/19 12:51	
Calcium	ug/L	64.1 U	500	64.1	11/12/19 12:51	
Chromium	ug/L	1.7 U	5.0	1.7	11/12/19 12:51	
Cobalt	ug/L	0.96 U	10.0	0.96	11/12/19 12:51	
Copper	ug/L	2.6 U	5.0	2.6	11/12/19 12:51	
Iron	ug/L	9.2 U	40.0	9.2	11/12/19 12:51	
Magnesium	ug/L	84.0 U	500	84.0	11/12/19 12:51	
Nickel	ug/L	2.1 U	5.0	2.1	11/12/19 12:51	
Selenium	ug/L	8.5 U	15.0	8.5	11/12/19 12:51	
Tot Hardness asCaCO3 (SM 2340B	ug/L	506 U	3210	506	11/12/19 12:51	
Vanadium	ug/L	1.0 U	10.0	1.0	11/12/19 12:51	
Zinc	ug/L	11.0 U	20.0	11.0	11/12/19 12:51	

LABORATORY CONTROL SAMPLE: 3187757

Parameter	Units	Spike Conc.	LCS Result	LCS % Rec	% Rec Limits	Qualifiers
Barium	ug/L	250	251	100	80-120	
Beryllium	ug/L	25	24.7	99	80-120	
Cadmium	ug/L	25	25.2	101	80-120	
Calcium	ug/L	12500	12500	100	80-120	
Chromium	ug/L	250	253	101	80-120	
Cobalt	ug/L	250	256	102	80-120	
Copper	ug/L	250	244	98	80-120	
Iron	ug/L	2500	2510	100	80-120	
Magnesium	ug/L	12500	12400	100	80-120	
Nickel	ug/L	250	255	102	80-120	
Selenium	ug/L	250	250	100	80-120	
Tot Hardness asCaCO3 (SM 2340B	ug/L	82700	82500	100	80-120	
Vanadium	ug/L	250	250	100	80-120	
Zinc	ug/L	1250	1280	102	80-120	

MATRIX SPIKE & MATRIX SPIKE DUPLICATE: 3187758 3187759

Parameter	Units	35511254002 Result	MS Spike Conc.	MSD Spike Conc.	MS Result	MSD Result	MS % Rec	MSD % Rec	% Rec Limits	RPD	Max RPD	Qual
Barium	ug/L	218	250	250	466	467	99	100	75-125	0	20	

Results presented on this page are in the units indicated by the "Units" column except where an alternate unit is presented to the right of the result.

REPORT OF LABORATORY ANALYSIS

This report shall not be reproduced, except in full,
without the written consent of Pace Analytical Services, LLC.

Pace Analytical Services, LLC
8 East Tower Circle
Ormond Beach, FL 32174
(386)672-5668

QUALITY CONTROL DATA

Project: Lena Road Landfill
Pace Project No.: 35511217

MATRIX SPIKE & MATRIX SPIKE DUPLICATE: 3187758 3187759

Parameter	Units	35511254002 Result	MS Spike Conc.	MSD Spike Conc.	MS Result	MSD Result	MS % Rec	MSD % Rec	% Rec Limits	RPD	Max RPD	Qual
Beryllium	ug/L	1.6 U	25	25	24.1	24.2	96	97	75-125	0	20	
Cadmium	ug/L	0.33 U	25	25	23.6	23.9	95	95	75-125	1	20	
Calcium	ug/L	205000	12500	12500	219000	218000	114	107	75-125	0	20	L
Chromium	ug/L	1.7 U	250	250	249	251	100	100	75-125	1	20	
Cobalt	ug/L	0.96 U	250	250	248	251	99	100	75-125	1	20	
Copper	ug/L	2.6 U	250	250	249	251	100	100	75-125	1	20	
Iron	ug/L	39400	2500	2500	42000	41900	102	98	75-125	0	20	L
Magnesium	ug/L	19300	12500	12500	32000	32100	102	102	75-125	0	20	
Nickel	ug/L	2.1 U	250	250	246	248	98	99	75-125	1	20	
Selenium	ug/L	8.5 U	250	250	238	241	95	96	75-125	1	20	
Tot Hardness asCaCO3 (SM 2340B	ug/L	591000	82700	82700	678000	676000	106	104	75-125	0	20	
Vanadium	ug/L	2.3 I	250	250	251	253	100	100	75-125	1	20	
Zinc	ug/L	11.0 U	1250	1250	1190	1210	96	97	75-125	1	20	

Results presented on this page are in the units indicated by the "Units" column except where an alternate unit is presented to the right of the result.

This report shall not be reproduced, except in full,
without the written consent of Pace Analytical Services, LLC.

Pace Analytical Services, LLC
8 East Tower Circle
Ormond Beach, FL 32174
(386)672-5668

QUALITY CONTROL DATA

Project: Lena Road Landfill
Pace Project No.: 35511217

QC Batch: 584641 | Analysis Method: EPA 6020
QC Batch Method: EPA 3010 | Analysis Description: 6020 MET
Associated Lab Samples: 35509684001, 35509684002, 35509684003, 35509684004, 35509684005, 35509684006, 35509684007, 35509684008, 35509684009

METHOD BLANK: 3178647 | Matrix: Water
Associated Lab Samples: 35509684001, 35509684002, 35509684003, 35509684004, 35509684005, 35509684006, 35509684007, 35509684008, 35509684009

Parameter	Units	Blank Result	Reporting Limit	MDL	Analyzed	Qualifiers
Antimony	ug/L	0.50 U	1.0	0.50	11/06/19 14:43	
Arsenic	ug/L	0.50 U	1.0	0.50	11/06/19 14:43	
Lead	ug/L	0.50 U	1.0	0.50	11/06/19 14:43	
Selenium	ug/L	0.50 U	1.0	0.50	11/06/19 14:43	
Thallium	ug/L	0.11 U	1.0	0.11	11/06/19 14:43	

LABORATORY CONTROL SAMPLE: 3178648

Parameter	Units	Spike Conc.	LCS Result	LCS % Rec	% Rec Limits	Qualifiers
Antimony	ug/L	50	49.7	99	80-120	
Arsenic	ug/L	50	49.7	99	80-120	
Lead	ug/L	50	49.1	98	80-120	
Selenium	ug/L	50	49.5	99	80-120	
Thallium	ug/L	50	48.0	96	80-120	

MATRIX SPIKE & MATRIX SPIKE DUPLICATE: 3178649 3178650

Parameter	Units	35509342003 Result	MS Spike Conc.	MSD Spike Conc.	MS Result	MSD Result	MS % Rec	MSD % Rec	% Rec Limits	RPD	Max RPD	Qual
Antimony	ug/L	0.50 U	50	50	50.4	50.4	101	101	75-125	0	20	
Arsenic	ug/L	0.50 U	50	50	50.9	50.9	101	101	75-125	0	20	
Lead	ug/L	0.50 U	50	50	49.0	49.8	98	100	75-125	2	20	
Selenium	ug/L	0.50 U	50	50	51.6	47.6	103	95	75-125	8	20	
Thallium	ug/L	0.11 U	50	50	48.8	49.2	98	98	75-125	1	20	

Results presented on this page are in the units indicated by the "Units" column except where an alternate unit is presented to the right of the result.

This report shall not be reproduced, except in full,
without the written consent of Pace Analytical Services, LLC.

Pace Analytical Services, LLC
8 East Tower Circle
Ormond Beach, FL 32174
(386)672-5668

QUALITY CONTROL DATA

Project: Lena Road Landfill
Pace Project No.: 35511217

QC Batch: 585425 | Analysis Method: EPA 6020
QC Batch Method: EPA 3010 | Analysis Description: 6020 MET
Associated Lab Samples: 35510079001, 35510079002, 35510079003, 35510079004, 35510079005, 35510079006, 35510079007, 35510079008, 35510079009, 35510079010

METHOD BLANK: 3183480 | Matrix: Water
Associated Lab Samples: 35510079001, 35510079002, 35510079003, 35510079004, 35510079005, 35510079006, 35510079007, 35510079008, 35510079009, 35510079010

Parameter	Units	Blank Result	Reporting Limit	MDL	Analyzed	Qualifiers
Antimony	ug/L	0.50 U	1.0	0.50	11/08/19 11:11	
Arsenic	ug/L	0.50 U	1.0	0.50	11/08/19 11:11	
Lead	ug/L	0.50 U	1.0	0.50	11/08/19 11:11	
Selenium	ug/L	0.50 U	1.0	0.50	11/08/19 11:11	
Thallium	ug/L	0.11 U	1.0	0.11	11/08/19 11:11	

LABORATORY CONTROL SAMPLE: 3183481

Parameter	Units	Spike Conc.	LCS Result	LCS % Rec	% Rec Limits	Qualifiers
Antimony	ug/L	50	47.4	95	80-120	
Arsenic	ug/L	50	47.4	95	80-120	
Lead	ug/L	50	46.7	93	80-120	
Selenium	ug/L	50	49.8	100	80-120	
Thallium	ug/L	50	47.3	95	80-120	

MATRIX SPIKE & MATRIX SPIKE DUPLICATE: 3183482 3183483

Parameter	Units	35510079001 Result	MS Spike Conc.	MSD Spike Conc.	MS Result	MSD Result	MS % Rec	MSD % Rec	% Rec Limits	RPD	Max RPD	Qual
Antimony	ug/L	0.50 U	50	50	53.6	50.1	107	100	75-125	7	20	
Arsenic	ug/L	5.1	50	50	58.8	56.7	108	103	75-125	4	20	
Lead	ug/L	0.50 U	50	50	51.7	48.9	103	98	75-125	5	20	
Selenium	ug/L	0.68 I	50	50	49.7	43.9	98	86	75-125	12	20	
Thallium	ug/L	0.11 U	50	50	53.0	50.0	106	100	75-125	6	20	

Results presented on this page are in the units indicated by the "Units" column except where an alternate unit is presented to the right of the result.

This report shall not be reproduced, except in full,
without the written consent of Pace Analytical Services, LLC.

Pace Analytical Services, LLC
8 East Tower Circle
Ormond Beach, FL 32174
(386)672-5668

QUALITY CONTROL DATA

Project: Lena Road Landfill
Pace Project No.: 35511217

QC Batch: 585448 | Analysis Method: EPA 6020
QC Batch Method: EPA 3010 | Analysis Description: 6020 MET
Associated Lab Samples: 35510571001, 35510571002, 35510571003, 35510571004, 35510571005, 35510571006, 35510571007, 35510571008, 35510571009, 35510571010, 35510571013

METHOD BLANK: 3183605 | Matrix: Water
Associated Lab Samples: 35510571001, 35510571002, 35510571003, 35510571004, 35510571005, 35510571006, 35510571007, 35510571008, 35510571009, 35510571010, 35510571013

Parameter	Units	Blank Result	Reporting Limit	MDL	Analyzed	Qualifiers
Antimony	ug/L	0.50 U	1.0	0.50	11/08/19 12:06	
Arsenic	ug/L	0.50 U	1.0	0.50	11/08/19 12:06	
Lead	ug/L	0.50 U	1.0	0.50	11/08/19 12:06	
Selenium	ug/L	0.50 U	1.0	0.50	11/08/19 12:06	
Thallium	ug/L	0.11 U	1.0	0.11	11/08/19 12:06	

LABORATORY CONTROL SAMPLE: 3183606

Parameter	Units	Spike Conc.	LCS Result	LCS % Rec	% Rec Limits	Qualifiers
Antimony	ug/L	50	49.3	99	80-120	
Arsenic	ug/L	50	48.8	98	80-120	
Lead	ug/L	50	47.1	94	80-120	
Selenium	ug/L	50	49.8	100	80-120	
Thallium	ug/L	50	49.4	99	80-120	

MATRIX SPIKE & MATRIX SPIKE DUPLICATE: 3183607 3183608

Parameter	Units	35510571001 Result	MS Spike Conc.	MSD Spike Conc.	MS Result	MSD Result	MS % Rec	MSD % Rec	% Rec Limits	RPD	Max RPD	Qual
Antimony	ug/L	0.50 U	50	50	49.7	50.2	99	100	75-125	1	20	
Arsenic	ug/L	1.6	50	50	51.8	52.2	100	101	75-125	1	20	
Lead	ug/L	0.50 U	50	50	46.0	45.8	92	91	75-125	1	20	
Selenium	ug/L	1.9	50	50	32.3	30.8	61	58	75-125	5	20	J(M1)
Thallium	ug/L	0.11 U	50	50	47.4	47.3	95	95	75-125	0	20	

Results presented on this page are in the units indicated by the "Units" column except where an alternate unit is presented to the right of the result.

This report shall not be reproduced, except in full,
without the written consent of Pace Analytical Services, LLC.

Pace Analytical Services, LLC
8 East Tower Circle
Ormond Beach, FL 32174
(386)672-5668

QUALITY CONTROL DATA

Project: Lena Road Landfill
Pace Project No.: 35511217

QC Batch: 586302 | Analysis Method: EPA 6020
QC Batch Method: EPA 3010 | Analysis Description: 6020 MET
Associated Lab Samples: 35511217001, 35511217002, 35511217003, 35511217004

METHOD BLANK: 3187752 | Matrix: Water
Associated Lab Samples: 35511217001, 35511217002, 35511217003, 35511217004

Parameter	Units	Blank Result	Reporting Limit	MDL	Analyzed	Qualifiers
Antimony	ug/L	0.50 U	1.0	0.50	11/12/19 15:27	
Arsenic	ug/L	0.50 U	1.0	0.50	11/12/19 15:27	
Lead	ug/L	0.50 U	1.0	0.50	11/12/19 15:27	
Selenium	ug/L	0.50 U	1.0	0.50	11/12/19 15:27	
Silver	ug/L	0.050 U	0.10	0.050	11/12/19 15:27	
Thallium	ug/L	0.11 U	1.0	0.11	11/12/19 15:27	

LABORATORY CONTROL SAMPLE: 3187753

Parameter	Units	Spike Conc.	LCS Result	LCS % Rec	% Rec Limits	Qualifiers
Antimony	ug/L	50	53.3	107	80-120	
Arsenic	ug/L	50	51.0	102	80-120	
Lead	ug/L	50	48.8	98	80-120	
Selenium	ug/L	50	55.1	110	80-120	
Silver	ug/L	5	5.3	105	80-120	
Thallium	ug/L	50	50.5	101	80-120	

MATRIX SPIKE & MATRIX SPIKE DUPLICATE: 3187754 3187755

Parameter	Units	35511217001 Result	MS Spike Conc.	MSD Spike Conc.	MS Result	MSD Result	MS % Rec	MSD % Rec	% Rec Limits	RPD	Max RPD	Qual
Antimony	ug/L	0.50 U	50	50	53.5	52.1	107	104	75-125	3	20	
Arsenic	ug/L	3.3	50	50	54.9	53.4	103	100	75-125	3	20	
Lead	ug/L	0.50 U	50	50	48.0	46.5	96	93	75-125	3	20	
Selenium	ug/L	0.50 U	50	50	53.4	52.8	106	105	75-125	1	20	
Silver	ug/L	0.050 U	5	5	5.2	5.0	104	101	75-125	3	20	
Thallium	ug/L	0.11 U	50	50	50.0	48.7	100	97	75-125	3	20	

Results presented on this page are in the units indicated by the "Units" column except where an alternate unit is presented to the right of the result.

This report shall not be reproduced, except in full,
without the written consent of Pace Analytical Services, LLC.

Pace Analytical Services, LLC
8 East Tower Circle
Ormond Beach, FL 32174
(386)672-5668

QUALITY CONTROL DATA

Project: Lena Road Landfill
Pace Project No.: 35511217

QC Batch: 587618 Analysis Method: EPA 8260
QC Batch Method: EPA 8260 Analysis Description: 8260 MSV
Associated Lab Samples: 35509684001, 35509684002, 35509684003, 35509684004, 35509684005, 35509684006

METHOD BLANK: 3195805 Matrix: Water
Associated Lab Samples: 35509684001, 35509684002, 35509684003, 35509684004, 35509684005, 35509684006

Parameter	Units	Blank Result	Reporting Limit	MDL	Analyzed	Qualifiers
1,1,1,2-Tetrachloroethane	ug/L	0.32 U	1.0	0.32	11/15/19 11:12	
1,1,1-Trichloroethane	ug/L	0.30 U	1.0	0.30	11/15/19 11:12	
1,1,2,2-Tetrachloroethane	ug/L	0.20 U	0.50	0.20	11/15/19 11:12	
1,1,2-Trichloroethane	ug/L	0.30 U	1.0	0.30	11/15/19 11:12	
1,1-Dichloroethane	ug/L	0.34 U	1.0	0.34	11/15/19 11:12	
1,1-Dichloroethene	ug/L	0.27 U	1.0	0.27	11/15/19 11:12	
1,2,3-Trichloropropane	ug/L	1.1 U	2.0	1.1	11/15/19 11:12	
1,2-Dichlorobenzene	ug/L	0.29 U	1.0	0.29	11/15/19 11:12	
1,2-Dichloroethane	ug/L	0.27 U	1.0	0.27	11/15/19 11:12	
1,2-Dichloropropane	ug/L	0.23 U	1.0	0.23	11/15/19 11:12	
1,4-Dichlorobenzene	ug/L	0.28 U	1.0	0.28	11/15/19 11:12	
2-Butanone (MEK)	ug/L	7.5 U	10.0	7.5	11/15/19 11:12	
2-Hexanone	ug/L	0.85 U	10.0	0.85	11/15/19 11:12	
4-Methyl-2-pentanone (MIBK)	ug/L	0.32 U	10.0	0.32	11/15/19 11:12	
Acetone	ug/L	5.3 U	20.0	5.3	11/15/19 11:12	
Acrylonitrile	ug/L	3.7 U	10.0	3.7	11/15/19 11:12	
Benzene	ug/L	0.30 U	1.0	0.30	11/15/19 11:12	
Bromochloromethane	ug/L	0.37 U	1.0	0.37	11/15/19 11:12	
Bromodichloromethane	ug/L	0.19 U	0.60	0.19	11/15/19 11:12	
Bromoform	ug/L	2.6 U	3.0	2.6	11/15/19 11:12	
Bromomethane	ug/L	4.0 U	5.0	4.0	11/15/19 11:12	J(v2)
Carbon disulfide	ug/L	0.45 U	10.0	0.45	11/15/19 11:12	
Carbon tetrachloride	ug/L	1.1 U	3.0	1.1	11/15/19 11:12	
Chlorobenzene	ug/L	0.35 U	1.0	0.35	11/15/19 11:12	
Chloroethane	ug/L	3.7 U	10.0	3.7	11/15/19 11:12	
Chloroform	ug/L	0.32 U	1.0	0.32	11/15/19 11:12	
Chloromethane	ug/L	0.97 U	1.0	0.97	11/15/19 11:12	J(v2)
cis-1,2-Dichloroethene	ug/L	0.27 U	1.0	0.27	11/15/19 11:12	
cis-1,3-Dichloropropene	ug/L	0.17 U	0.50	0.17	11/15/19 11:12	
Dibromochloromethane	ug/L	0.45 U	2.0	0.45	11/15/19 11:12	
Dibromomethane	ug/L	0.68 U	2.0	0.68	11/15/19 11:12	
Ethylbenzene	ug/L	0.30 U	1.0	0.30	11/15/19 11:12	
Iodomethane	ug/L	9.3 U	10.0	9.3	11/15/19 11:12	J(v2)
Methylene Chloride	ug/L	2.0 U	5.0	2.0	11/15/19 11:12	
Styrene	ug/L	0.26 U	1.0	0.26	11/15/19 11:12	
Tetrachloroethene	ug/L	0.38 U	1.0	0.38	11/15/19 11:12	
Toluene	ug/L	0.33 U	1.0	0.33	11/15/19 11:12	
trans-1,2-Dichloroethene	ug/L	0.23 U	1.0	0.23	11/15/19 11:12	
trans-1,3-Dichloropropene	ug/L	0.17 U	0.50	0.17	11/15/19 11:12	
trans-1,4-Dichloro-2-butene	ug/L	2.5 U	10.0	2.5	11/15/19 11:12	
Trichloroethene	ug/L	0.36 U	1.0	0.36	11/15/19 11:12	

Results presented on this page are in the units indicated by the "Units" column except where an alternate unit is presented to the right of the result.

This report shall not be reproduced, except in full,
without the written consent of Pace Analytical Services, LLC.

Pace Analytical Services, LLC
8 East Tower Circle
Ormond Beach, FL 32174
(386)672-5668

QUALITY CONTROL DATA

Project: Lena Road Landfill
Pace Project No.: 35511217

METHOD BLANK: 3195805 Matrix: Water
Associated Lab Samples: 35509684001, 35509684002, 35509684003, 35509684004, 35509684005, 35509684006

Parameter	Units	Blank Result	Reporting Limit	MDL	Analyzed	Qualifiers
Trichlorofluoromethane	ug/L	0.35 U	1.0	0.35	11/15/19 11:12	
Vinyl acetate	ug/L	0.19 U	10.0	0.19	11/15/19 11:12	
Vinyl chloride	ug/L	0.39 U	1.0	0.39	11/15/19 11:12	
Xylene (Total)	ug/L	2.1 U	5.0	2.1	11/15/19 11:12	
1,2-Dichloroethane-d4 (S)	%	109	70-130		11/15/19 11:12	
4-Bromofluorobenzene (S)	%	94	70-130		11/15/19 11:12	
Toluene-d8 (S)	%	100	70-130		11/15/19 11:12	

LABORATORY CONTROL SAMPLE: 3195806

Parameter	Units	Spike Conc.	LCS Result	LCS % Rec	% Rec Limits	Qualifiers
1,1,1,2-Tetrachloroethane	ug/L	20	19.8	99	70-130	
1,1,1-Trichloroethane	ug/L	20	19.9	100	70-130	
1,1,2,2-Tetrachloroethane	ug/L	20	21.2	106	68-125	
1,1,2-Trichloroethane	ug/L	20	20.1	101	70-130	
1,1-Dichloroethane	ug/L	20	20.8	104	70-130	
1,1-Dichloroethene	ug/L	20	19.9	99	66-133	
1,2,3-Trichloropropane	ug/L	20	22.5	113	62-127	
1,2-Dichlorobenzene	ug/L	20	20.7	104	70-130	
1,2-Dichloroethane	ug/L	20	19.2	96	70-130	
1,2-Dichloropropane	ug/L	20	20.2	101	70-130	
1,4-Dichlorobenzene	ug/L	20	19.6	98	70-130	
2-Butanone (MEK)	ug/L	40	40.3	101	47-143	
2-Hexanone	ug/L	40	45.5	114	48-145	
4-Methyl-2-pentanone (MIBK)	ug/L	40	42.1	105	57-132	
Acetone	ug/L	40	42.7	107	46-148	
Acrylonitrile	ug/L	200	218	109	60-143	
Benzene	ug/L	20	20.6	103	70-130	
Bromochloromethane	ug/L	20	22.5	112	70-130	
Bromodichloromethane	ug/L	20	20.4	102	70-130	
Bromoform	ug/L	20	19.3	97	49-126	
Bromomethane	ug/L	20	15.6	78	10-165	J(v3)
Carbon disulfide	ug/L	20	18.9	94	60-141	
Carbon tetrachloride	ug/L	20	19.3	96	63-126	
Chlorobenzene	ug/L	20	19.1	95	70-130	
Chloroethane	ug/L	20	18.7	94	71-142	
Chloroform	ug/L	20	20.3	101	70-130	
Chloromethane	ug/L	20	15.6	78	40-140	J(v3)
cis-1,2-Dichloroethene	ug/L	20	19.3	96	70-130	
cis-1,3-Dichloropropene	ug/L	20	21.0	105	70-130	
Dibromochloromethane	ug/L	20	19.5	98	62-118	
Dibromomethane	ug/L	20	19.7	98	70-130	
Ethylbenzene	ug/L	20	21.1	105	70-130	
Iodomethane	ug/L	40	25.3	63	10-164	J(v3)

Results presented on this page are in the units indicated by the "Units" column except where an alternate unit is presented to the right of the result.

This report shall not be reproduced, except in full,
without the written consent of Pace Analytical Services, LLC.

Pace Analytical Services, LLC
8 East Tower Circle
Ormond Beach, FL 32174
(386)672-5668

QUALITY CONTROL DATA

Project: Lena Road Landfill
Pace Project No.: 35511217

LABORATORY CONTROL SAMPLE: 3195806

Parameter	Units	Spike Conc.	LCS Result	LCS % Rec	% Rec Limits	Qualifiers
Methylene Chloride	ug/L	20	21.6	108	65-136	
Styrene	ug/L	20	17.0	85	70-130	
Tetrachloroethene	ug/L	20	17.8	89	64-134	
Toluene	ug/L	20	20.0	100	70-130	
trans-1,2-Dichloroethene	ug/L	20	18.3	92	68-127	
trans-1,3-Dichloropropene	ug/L	20	20.6	103	65-121	
trans-1,4-Dichloro-2-butene	ug/L	20	17.6	88	42-129	
Trichloroethene	ug/L	20	18.4	92	70-130	
Trichlorofluoromethane	ug/L	20	19.3	97	65-135	
Vinyl acetate	ug/L	20	23.1	116	60-144	
Vinyl chloride	ug/L	20	20.4	102	68-131	
Xylene (Total)	ug/L	60	65.1	109	70-130	
1,2-Dichloroethane-d4 (S)	%			104	70-130	
4-Bromofluorobenzene (S)	%			95	70-130	
Toluene-d8 (S)	%			99	70-130	

MATRIX SPIKE SAMPLE: 3195808

Parameter	Units	35509684006 Result	Spike Conc.	MS Result	MS % Rec	% Rec Limits	Qualifiers
1,1,1,2-Tetrachloroethane	ug/L	0.32 U	20	12.3	62	70-130	J(M1)
1,1,1-Trichloroethane	ug/L	0.30 U	20	13.4	67	70-130	J(M1)
1,1,2,2-Tetrachloroethane	ug/L	0.20 U	20	13.4	67	68-125	J(M1)
1,1,2-Trichloroethane	ug/L	0.30 U	20	12.8	64	70-130	J(M1)
1,1-Dichloroethane	ug/L	0.34 U	20	13.9	70	70-130	
1,1-Dichloroethene	ug/L	0.27 U	20	13.7	68	66-133	
1,2,3-Trichloropropane	ug/L	1.1 U	20	13.0	65	62-127	
1,2-Dichlorobenzene	ug/L	0.29 U	20	11.9	60	70-130	J(M1)
1,2-Dichloroethane	ug/L	0.27 U	20	12.4	62	70-130	J(M1)
1,2-Dichloropropane	ug/L	0.23 U	20	12.8	64	70-130	J(M1)
1,4-Dichlorobenzene	ug/L	0.28 U	20	11.8	59	70-130	J(M1)
2-Butanone (MEK)	ug/L	7.5 U	40	23.3	58	47-143	
2-Hexanone	ug/L	0.85 U	40	25.8	64	48-145	
4-Methyl-2-pentanone (MIBK)	ug/L	0.32 U	40	24.9	62	57-132	
Acetone	ug/L	5.3 U	40	27.0	64	46-148	
Acrylonitrile	ug/L	3.7 U	200	141	70	60-143	
Benzene	ug/L	0.30 U	20	13.3	67	70-130	J(M1)
Bromochloromethane	ug/L	0.37 U	20	15.5	77	70-130	
Bromodichloromethane	ug/L	0.19 U	20	12.9	65	70-130	J(M1)
Bromoform	ug/L	2.6 U	20	11.9	60	49-126	
Bromomethane	ug/L	4.0 U	20	8.9	45	10-165	J(v3)
Carbon disulfide	ug/L	0.45 U	20	14.0	70	60-141	
Carbon tetrachloride	ug/L	1.1 U	20	12.8	64	63-126	
Chlorobenzene	ug/L	0.35 U	20	12.3	61	70-130	J(M1)
Chloroethane	ug/L	3.7 U	20	12.1	60	71-142	J(M1)
Chloroform	ug/L	0.32 U	20	13.8	69	70-130	J(M1)

Results presented on this page are in the units indicated by the "Units" column except where an alternate unit is presented to the right of the result.

This report shall not be reproduced, except in full,
without the written consent of Pace Analytical Services, LLC.

Pace Analytical Services, LLC
8 East Tower Circle
Ormond Beach, FL 32174
(386)672-5668

QUALITY CONTROL DATA

Project: Lena Road Landfill
Pace Project No.: 35511217

MATRIX SPIKE SAMPLE: 3195808

Parameter	Units	35509684006 Result	Spike Conc.	MS Result	MS % Rec	% Rec Limits	Qualifiers
Chloromethane	ug/L	0.97 U	20	10.1	50	40-140	J(v3)
cis-1,2-Dichloroethene	ug/L	0.27 U	20	12.1	60	70-130	J(M1)
cis-1,3-Dichloropropene	ug/L	0.17 U	20	11.1	56	70-130	J(M1)
Dibromochloromethane	ug/L	0.45 U	20	11.9	60	62-118	J(M1)
Dibromomethane	ug/L	0.68 U	20	12.3	61	70-130	J(M1)
Ethylbenzene	ug/L	0.30 U	20	13.1	66	70-130	J(M1)
Iodomethane	ug/L	9.3 U	40	10 I	24	10-164	J(v3)
Methylene Chloride	ug/L	2.0 U	20	14.7	73	65-136	
Styrene	ug/L	0.26 U	20	10.3	51	70-130	J(M1)
Tetrachloroethene	ug/L	0.38 U	20	10.7	54	64-134	J(M1)
Toluene	ug/L	0.33 U	20	13.3	66	70-130	J(M1)
trans-1,2-Dichloroethene	ug/L	0.23 U	20	12.7	63	68-127	J(M1)
trans-1,3-Dichloropropene	ug/L	0.17 U	20	12.3	61	65-121	J(M1)
trans-1,4-Dichloro-2-butene	ug/L	2.5 U	20	8.8 I	44	42-129	
Trichloroethene	ug/L	0.36 U	20	12.0	60	70-130	J(M1)
Trichlorofluoromethane	ug/L	0.35 U	20	12.8	64	65-135	J(M1)
Vinyl acetate	ug/L	0.19 U	20	13.0	65	60-144	
Vinyl chloride	ug/L	0.39 U	20	13.7	68	68-131	
Xylene (Total)	ug/L	2.1 U	60	39.1	65	70-130	MS
1,2-Dichloroethane-d4 (S)	%				106	70-130	
4-Bromofluorobenzene (S)	%				95	70-130	
Toluene-d8 (S)	%				98	70-130	

SAMPLE DUPLICATE: 3195807

Parameter	Units	35509684005 Result	Dup Result	RPD	Max RPD	Qualifiers
1,1,1,2-Tetrachloroethane	ug/L	0.32 U	0.32 U		40	
1,1,1-Trichloroethane	ug/L	0.30 U	0.30 U		40	
1,1,2,2-Tetrachloroethane	ug/L	0.20 U	0.20 U		40	
1,1,2-Trichloroethane	ug/L	0.30 U	0.30 U		40	
1,1-Dichloroethane	ug/L	0.34 U	0.34 U		40	
1,1-Dichloroethene	ug/L	0.27 U	0.27 U		40	
1,2,3-Trichloropropane	ug/L	1.1 U	1.1 U		40	
1,2-Dichlorobenzene	ug/L	0.29 U	0.29 U		40	
1,2-Dichloroethane	ug/L	0.27 U	0.27 U		40	
1,2-Dichloropropane	ug/L	0.23 U	0.23 U		40	
1,4-Dichlorobenzene	ug/L	0.28 U	0.28 U		40	
2-Butanone (MEK)	ug/L	7.5 U	7.5 U		40	
2-Hexanone	ug/L	0.85 U	0.85 U		40	
4-Methyl-2-pentanone (MIBK)	ug/L	0.32 U	0.32 U		40	
Acetone	ug/L	5.3 U	5.3 U		40	
Acrylonitrile	ug/L	3.7 U	3.7 U		40	
Benzene	ug/L	0.30 U	0.30 U		40	
Bromochloromethane	ug/L	0.37 U	0.37 U		40	
Bromodichloromethane	ug/L	0.19 U	0.19 U		40	

Results presented on this page are in the units indicated by the "Units" column except where an alternate unit is presented to the right of the result.

This report shall not be reproduced, except in full,
without the written consent of Pace Analytical Services, LLC.

Pace Analytical Services, LLC
8 East Tower Circle
Ormond Beach, FL 32174
(386)672-5668

QUALITY CONTROL DATA

Project: Lena Road Landfill
Pace Project No.: 35511217

SAMPLE DUPLICATE: 3195807

Parameter	Units	35509684005 Result	Dup Result	RPD	Max RPD	Qualifiers
Bromoform	ug/L	2.6 U	2.6 U		40	
Bromomethane	ug/L	4.0 U	4.0 U		40	J(v2)
Carbon disulfide	ug/L	0.45 U	0.45 U		40	
Carbon tetrachloride	ug/L	1.1 U	1.1 U		40	
Chlorobenzene	ug/L	0.35 U	0.35 U		40	
Chloroethane	ug/L	3.7 U	3.7 U		40	
Chloroform	ug/L	0.32 U	0.32 U		40	
Chloromethane	ug/L	0.97 U	0.97 U		40	J(v2)
cis-1,2-Dichloroethene	ug/L	0.27 U	0.27 U		40	
cis-1,3-Dichloropropene	ug/L	0.17 U	0.17 U		40	
Dibromochloromethane	ug/L	0.45 U	0.45 U		40	
Dibromomethane	ug/L	0.68 U	0.68 U		40	
Ethylbenzene	ug/L	0.30 U	0.30 U		40	
Iodomethane	ug/L	9.3 U	9.3 U		40	J(v2)
Methylene Chloride	ug/L	2.0 U	2.0 U		40	
Styrene	ug/L	0.26 U	0.26 U		40	
Tetrachloroethene	ug/L	0.38 U	0.38 U		40	
Toluene	ug/L	0.33 U	0.33 U		40	
trans-1,2-Dichloroethene	ug/L	0.23 U	0.23 U		40	
trans-1,3-Dichloropropene	ug/L	0.17 U	0.17 U		40	
trans-1,4-Dichloro-2-butene	ug/L	2.5 U	2.5 U		40	
Trichloroethene	ug/L	0.36 U	0.36 U		40	
Trichlorofluoromethane	ug/L	0.35 U	0.35 U		40	
Vinyl acetate	ug/L	0.19 U	0.19 U		40	
Vinyl chloride	ug/L	0.39 U	0.39 U		40	
Xylene (Total)	ug/L	2.1 U	2.1 U		40	
1,2-Dichloroethane-d4 (S)	%	108	111		40	
4-Bromofluorobenzene (S)	%	88	90		40	
Toluene-d8 (S)	%	99	100		40	

Results presented on this page are in the units indicated by the "Units" column except where an alternate unit is presented to the right of the result.

This report shall not be reproduced, except in full,
without the written consent of Pace Analytical Services, LLC.

Pace Analytical Services, LLC
8 East Tower Circle
Ormond Beach, FL 32174
(386)672-5668

QUALITY CONTROL DATA

Project: Lena Road Landfill
Pace Project No.: 35511217

QC Batch: 587623 Analysis Method: EPA 8260
QC Batch Method: EPA 8260 Analysis Description: 8260 MSV
Associated Lab Samples: 35509684007, 35509684008, 35509684009

METHOD BLANK: 3195868 Matrix: Water
Associated Lab Samples: 35509684007, 35509684008, 35509684009

Parameter	Units	Blank Result	Reporting Limit	MDL	Analyzed	Qualifiers
1,1,1,2-Tetrachloroethane	ug/L	0.32 U	1.0	0.32	11/15/19 11:08	
1,1,1-Trichloroethane	ug/L	0.30 U	1.0	0.30	11/15/19 11:08	
1,1,2,2-Tetrachloroethane	ug/L	0.20 U	0.50	0.20	11/15/19 11:08	
1,1,2-Trichloroethane	ug/L	0.30 U	1.0	0.30	11/15/19 11:08	
1,1-Dichloroethane	ug/L	0.34 U	1.0	0.34	11/15/19 11:08	
1,1-Dichloroethene	ug/L	0.27 U	1.0	0.27	11/15/19 11:08	
1,2,3-Trichloropropane	ug/L	1.1 U	2.0	1.1	11/15/19 11:08	
1,2-Dichlorobenzene	ug/L	0.29 U	1.0	0.29	11/15/19 11:08	
1,2-Dichloroethane	ug/L	0.27 U	1.0	0.27	11/15/19 11:08	
1,2-Dichloropropane	ug/L	0.23 U	1.0	0.23	11/15/19 11:08	
1,4-Dichlorobenzene	ug/L	0.28 U	1.0	0.28	11/15/19 11:08	
2-Butanone (MEK)	ug/L	7.5 U	10.0	7.5	11/15/19 11:08	
2-Hexanone	ug/L	0.85 U	10.0	0.85	11/15/19 11:08	
4-Methyl-2-pentanone (MIBK)	ug/L	0.32 U	10.0	0.32	11/15/19 11:08	
Acetone	ug/L	5.3 U	20.0	5.3	11/15/19 11:08	
Acrylonitrile	ug/L	3.7 U	10.0	3.7	11/15/19 11:08	J(v2)
Benzene	ug/L	0.30 U	1.0	0.30	11/15/19 11:08	
Bromochloromethane	ug/L	0.37 U	1.0	0.37	11/15/19 11:08	
Bromodichloromethane	ug/L	0.19 U	0.60	0.19	11/15/19 11:08	
Bromoform	ug/L	2.6 U	3.0	2.6	11/15/19 11:08	
Bromomethane	ug/L	4.0 U	5.0	4.0	11/15/19 11:08	J(v2)
Carbon disulfide	ug/L	0.45 U	10.0	0.45	11/15/19 11:08	
Carbon tetrachloride	ug/L	1.1 U	3.0	1.1	11/15/19 11:08	
Chlorobenzene	ug/L	0.35 U	1.0	0.35	11/15/19 11:08	
Chloroethane	ug/L	3.7 U	10.0	3.7	11/15/19 11:08	
Chloroform	ug/L	0.32 U	1.0	0.32	11/15/19 11:08	
Chloromethane	ug/L	0.97 U	1.0	0.97	11/15/19 11:08	J(v2)
cis-1,2-Dichloroethene	ug/L	0.27 U	1.0	0.27	11/15/19 11:08	
cis-1,3-Dichloropropene	ug/L	0.17 U	0.50	0.17	11/15/19 11:08	
Dibromochloromethane	ug/L	0.45 U	2.0	0.45	11/15/19 11:08	
Dibromomethane	ug/L	0.68 U	2.0	0.68	11/15/19 11:08	
Ethylbenzene	ug/L	0.30 U	1.0	0.30	11/15/19 11:08	
Iodomethane	ug/L	9.3 U	10.0	9.3	11/15/19 11:08	J(v3)
Methylene Chloride	ug/L	2.0 U	5.0	2.0	11/15/19 11:08	
Styrene	ug/L	0.26 U	1.0	0.26	11/15/19 11:08	
Tetrachloroethene	ug/L	0.38 U	1.0	0.38	11/15/19 11:08	
Toluene	ug/L	0.33 U	1.0	0.33	11/15/19 11:08	
trans-1,2-Dichloroethene	ug/L	0.23 U	1.0	0.23	11/15/19 11:08	
trans-1,3-Dichloropropene	ug/L	0.17 U	0.50	0.17	11/15/19 11:08	
trans-1,4-Dichloro-2-butene	ug/L	2.5 U	10.0	2.5	11/15/19 11:08	J(v2)
Trichloroethene	ug/L	0.36 U	1.0	0.36	11/15/19 11:08	

Results presented on this page are in the units indicated by the "Units" column except where an alternate unit is presented to the right of the result.

This report shall not be reproduced, except in full,
without the written consent of Pace Analytical Services, LLC.

Pace Analytical Services, LLC
8 East Tower Circle
Ormond Beach, FL 32174
(386)672-5668

QUALITY CONTROL DATA

Project: Lena Road Landfill
Pace Project No.: 35511217

METHOD BLANK: 3195868 Matrix: Water
Associated Lab Samples: 35509684007, 35509684008, 35509684009

Parameter	Units	Blank Result	Reporting Limit	MDL	Analyzed	Qualifiers
Trichlorofluoromethane	ug/L	0.35 U	1.0	0.35	11/15/19 11:08	
Vinyl acetate	ug/L	0.19 U	10.0	0.19	11/15/19 11:08	
Vinyl chloride	ug/L	0.39 U	1.0	0.39	11/15/19 11:08	
Xylene (Total)	ug/L	2.1 U	5.0	2.1	11/15/19 11:08	
1,2-Dichloroethane-d4 (S)	%	102	70-130		11/15/19 11:08	
4-Bromofluorobenzene (S)	%	104	70-130		11/15/19 11:08	
Toluene-d8 (S)	%	101	70-130		11/15/19 11:08	

LABORATORY CONTROL SAMPLE: 3195869

Parameter	Units	Spike Conc.	LCS Result	LCS % Rec	% Rec Limits	Qualifiers
1,1,1,2-Tetrachloroethane	ug/L	20	19.1	96	70-130	
1,1,1-Trichloroethane	ug/L	20	19.7	99	70-130	
1,1,2,2-Tetrachloroethane	ug/L	20	16.6	83	68-125	
1,1,2-Trichloroethane	ug/L	20	17.7	88	70-130	
1,1-Dichloroethane	ug/L	20	18.1	91	70-130	
1,1-Dichloroethene	ug/L	20	17.1	86	66-133	
1,2,3-Trichloropropane	ug/L	20	18.6	93	62-127	
1,2-Dichlorobenzene	ug/L	20	18.0	90	70-130	
1,2-Dichloroethane	ug/L	20	18.3	91	70-130	
1,2-Dichloropropane	ug/L	20	18.1	90	70-130	
1,4-Dichlorobenzene	ug/L	20	18.3	92	70-130	
2-Butanone (MEK)	ug/L	40	33.5	84	47-143	
2-Hexanone	ug/L	40	32.4	81	48-145	
4-Methyl-2-pentanone (MIBK)	ug/L	40	32.2	80	57-132	
Acetone	ug/L	40	36.1	90	46-148	
Acrylonitrile	ug/L	200	159	80	60-143	J(v3)
Benzene	ug/L	20	17.3	87	70-130	
Bromochloromethane	ug/L	20	19.2	96	70-130	
Bromodichloromethane	ug/L	20	18.3	91	70-130	
Bromoform	ug/L	20	18.0	90	49-126	
Bromomethane	ug/L	20	13.6	68	10-165	J(v3)
Carbon disulfide	ug/L	20	16.1	81	60-141	
Carbon tetrachloride	ug/L	20	19.1	95	63-126	
Chlorobenzene	ug/L	20	18.0	90	70-130	
Chloroethane	ug/L	20	15.3	76	71-142	
Chloroform	ug/L	20	18.1	91	70-130	
Chloromethane	ug/L	20	17.2	86	40-140	J(v3)
cis-1,2-Dichloroethene	ug/L	20	17.8	89	70-130	
cis-1,3-Dichloropropene	ug/L	20	18.9	94	70-130	
Dibromochloromethane	ug/L	20	18.2	91	62-118	
Dibromomethane	ug/L	20	18.8	94	70-130	
Ethylbenzene	ug/L	20	17.7	88	70-130	
Iodomethane	ug/L	40	30.3	76	10-164	J(v3)

Results presented on this page are in the units indicated by the "Units" column except where an alternate unit is presented to the right of the result.

This report shall not be reproduced, except in full,
without the written consent of Pace Analytical Services, LLC.

Pace Analytical Services, LLC
8 East Tower Circle
Ormond Beach, FL 32174
(386)672-5668

QUALITY CONTROL DATA

Project: Lena Road Landfill
Pace Project No.: 35511217

LABORATORY CONTROL SAMPLE: 3195869

Parameter	Units	Spike Conc.	LCS Result	LCS % Rec	% Rec Limits	Qualifiers
Methylene Chloride	ug/L	20	16.5	82	65-136	
Styrene	ug/L	20	18.4	92	70-130	
Tetrachloroethene	ug/L	20	17.9	90	64-134	
Toluene	ug/L	20	17.6	88	70-130	
trans-1,2-Dichloroethene	ug/L	20	17.6	88	68-127	
trans-1,3-Dichloropropene	ug/L	20	19.0	95	65-121	
trans-1,4-Dichloro-2-butene	ug/L	20	13.2	66	42-129	J(v3)
Trichloroethene	ug/L	20	17.6	88	70-130	
Trichlorofluoromethane	ug/L	20	19.0	95	65-135	
Vinyl acetate	ug/L	20	16.5	82	60-144	
Vinyl chloride	ug/L	20	17.2	86	68-131	
Xylene (Total)	ug/L	60	54.2	90	70-130	
1,2-Dichloroethane-d4 (S)	%			106	70-130	
4-Bromofluorobenzene (S)	%			105	70-130	
Toluene-d8 (S)	%			100	70-130	

MATRIX SPIKE SAMPLE: 3195871

Parameter	Units	35509684008 Result	Spike Conc.	MS Result	MS % Rec	% Rec Limits	Qualifiers
1,1,1,2-Tetrachloroethane	ug/L	0.32 U	20	15.2	76	70-130	
1,1,1-Trichloroethane	ug/L	0.30 U	20	18.7	93	70-130	
1,1,2,2-Tetrachloroethane	ug/L	0.20 U	20	14.1	71	68-125	
1,1,2-Trichloroethane	ug/L	0.30 U	20	13.9	69	70-130	J(M1)
1,1-Dichloroethane	ug/L	0.34 U	20	16.0	80	70-130	
1,1-Dichloroethene	ug/L	0.27 U	20	15.6	78	66-133	
1,2,3-Trichloropropane	ug/L	1.1 U	20	18.1	91	62-127	
1,2-Dichlorobenzene	ug/L	0.29 U	20	14.3	72	70-130	
1,2-Dichloroethane	ug/L	0.27 U	20	17.4	87	70-130	
1,2-Dichloropropane	ug/L	0.23 U	20	14.6	73	70-130	
1,4-Dichlorobenzene	ug/L	0.28 U	20	14.8	74	70-130	
2-Butanone (MEK)	ug/L	7.5 U	40	27.9	70	47-143	
2-Hexanone	ug/L	0.85 U	40	25.0	63	48-145	
4-Methyl-2-pentanone (MIBK)	ug/L	0.32 U	40	26.3	66	57-132	
Acetone	ug/L	5.3 U	40	28.7	72	46-148	
Acrylonitrile	ug/L	3.7 U	200	150	75	60-143	J(v3)
Benzene	ug/L	0.30 U	20	14.5	73	70-130	
Bromochloromethane	ug/L	0.37 U	20	16.5	82	70-130	
Bromodichloromethane	ug/L	0.19 U	20	15.9	79	70-130	
Bromoform	ug/L	2.6 U	20	15.0	75	49-126	
Bromomethane	ug/L	4.0 U	20	8.5	42	10-165	J(v3)
Carbon disulfide	ug/L	0.45 U	20	12.7	64	60-141	
Carbon tetrachloride	ug/L	1.1 U	20	17.9	89	63-126	
Chlorobenzene	ug/L	0.35 U	20	14.4	72	70-130	
Chloroethane	ug/L	3.7 U	20	14.1	70	71-142	J(M1)
Chloroform	ug/L	0.32 U	20	16.5	83	70-130	

Results presented on this page are in the units indicated by the "Units" column except where an alternate unit is presented to the right of the result.

This report shall not be reproduced, except in full,
without the written consent of Pace Analytical Services, LLC.

Pace Analytical Services, LLC
8 East Tower Circle
Ormond Beach, FL 32174
(386)672-5668

QUALITY CONTROL DATA

Project: Lena Road Landfill
Pace Project No.: 35511217

MATRIX SPIKE SAMPLE: 3195871

Parameter	Units	35509684008 Result	Spike Conc.	MS Result	MS % Rec	% Rec Limits	Qualifiers
Chloromethane	ug/L	0.97 U	20	13.6	68	40-140	J(v3)
cis-1,2-Dichloroethene	ug/L	0.27 U	20	15.8	79	70-130	
cis-1,3-Dichloropropene	ug/L	0.17 U	20	15.5	78	70-130	
Dibromochloromethane	ug/L	0.45 U	20	15.5	77	62-118	
Dibromomethane	ug/L	0.68 U	20	15.3	76	70-130	
Ethylbenzene	ug/L	0.30 U	20	14.6	73	70-130	
Iodomethane	ug/L	9.3 U	40	15.7	37	10-164	J(v3)
Methylene Chloride	ug/L	2.0 U	20	13.8	69	65-136	
Styrene	ug/L	0.26 U	20	14.3	72	70-130	
Tetrachloroethene	ug/L	0.38 U	20	14.0	70	64-134	
Toluene	ug/L	0.33 U	20	14.2	71	70-130	
trans-1,2-Dichloroethene	ug/L	0.23 U	20	15.8	79	68-127	
trans-1,3-Dichloropropene	ug/L	0.17 U	20	15.5	78	65-121	
trans-1,4-Dichloro-2-butene	ug/L	2.5 U	20	10.1	51	42-129	J(v3)
Trichloroethene	ug/L	0.36 U	20	15.0	75	70-130	
Trichlorofluoromethane	ug/L	0.35 U	20	18.5	93	65-135	
Vinyl acetate	ug/L	0.19 U	20	14.4	72	60-144	
Vinyl chloride	ug/L	0.39 U	20	14.7	74	68-131	
Xylene (Total)	ug/L	2.1 U	60	43.6	73	70-130	
1,2-Dichloroethane-d4 (S)	%				118	70-130	
4-Bromofluorobenzene (S)	%				106	70-130	
Toluene-d8 (S)	%				100	70-130	

SAMPLE DUPLICATE: 3195870

Parameter	Units	35509684007 Result	Dup Result	RPD	Max RPD	Qualifiers
1,1,1,2-Tetrachloroethane	ug/L	0.32 U	0.32 U		40	
1,1,1-Trichloroethane	ug/L	0.30 U	0.30 U		40	
1,1,2,2-Tetrachloroethane	ug/L	0.20 U	0.20 U		40	
1,1,2-Trichloroethane	ug/L	0.30 U	0.30 U		40	
1,1-Dichloroethane	ug/L	0.34 U	0.34 U		40	
1,1-Dichloroethene	ug/L	0.27 U	0.27 U		40	
1,2,3-Trichloropropane	ug/L	1.1 U	1.1 U		40	
1,2-Dichlorobenzene	ug/L	0.29 U	0.29 U		40	
1,2-Dichloroethane	ug/L	0.27 U	0.27 U		40	
1,2-Dichloropropane	ug/L	0.23 U	0.23 U		40	
1,4-Dichlorobenzene	ug/L	0.28 U	0.28 U		40	
2-Butanone (MEK)	ug/L	7.5 U	7.5 U		40	
2-Hexanone	ug/L	0.85 U	0.85 U		40	
4-Methyl-2-pentanone (MIBK)	ug/L	0.32 U	0.32 U		40	
Acetone	ug/L	5.3 U	5.3 U		40	
Acrylonitrile	ug/L	3.7 U	3.7 U		40	J(v2)
Benzene	ug/L	0.30 U	0.30 U		40	
Bromochloromethane	ug/L	0.37 U	0.37 U		40	
Bromodichloromethane	ug/L	0.19 U	0.19 U		40	

Results presented on this page are in the units indicated by the "Units" column except where an alternate unit is presented to the right of the result.

This report shall not be reproduced, except in full,
without the written consent of Pace Analytical Services, LLC.

Pace Analytical Services, LLC
8 East Tower Circle
Ormond Beach, FL 32174
(386)672-5668

QUALITY CONTROL DATA

Project: Lena Road Landfill
Pace Project No.: 35511217

SAMPLE DUPLICATE: 3195870

Parameter	Units	35509684007 Result	Dup Result	RPD	Max RPD	Qualifiers
Bromoform	ug/L	2.6 U	2.6 U		40	
Bromomethane	ug/L	4.0 U	4.0 U		40	J(v2)
Carbon disulfide	ug/L	0.45 U	0.45 U		40	
Carbon tetrachloride	ug/L	1.1 U	1.1 U		40	
Chlorobenzene	ug/L	0.35 U	0.35 U		40	
Chloroethane	ug/L	3.7 U	3.7 U		40	
Chloroform	ug/L	0.32 U	0.32 U		40	
Chloromethane	ug/L	0.97 U	0.97 U		40	J(v2)
cis-1,2-Dichloroethene	ug/L	0.27 U	0.27 U		40	
cis-1,3-Dichloropropene	ug/L	0.17 U	0.17 U		40	
Dibromochloromethane	ug/L	0.45 U	0.45 U		40	
Dibromomethane	ug/L	0.68 U	0.68 U		40	
Ethylbenzene	ug/L	0.30 U	0.30 U		40	
Iodomethane	ug/L	9.3 U	9.3 U		40	J(v3)
Methylene Chloride	ug/L	2.0 U	2.0 U		40	
Styrene	ug/L	0.26 U	0.26 U		40	
Tetrachloroethene	ug/L	0.38 U	0.38 U		40	
Toluene	ug/L	0.33 U	0.33 U		40	
trans-1,2-Dichloroethene	ug/L	0.23 U	0.23 U		40	
trans-1,3-Dichloropropene	ug/L	0.17 U	0.17 U		40	
trans-1,4-Dichloro-2-butene	ug/L	2.5 U	2.5 U		40	J(v2)
Trichloroethene	ug/L	0.36 U	0.36 U		40	
Trichlorofluoromethane	ug/L	0.35 U	0.35 U		40	
Vinyl acetate	ug/L	0.19 U	0.19 U		40	
Vinyl chloride	ug/L	0.39 U	0.39 U		40	
Xylene (Total)	ug/L	2.1 U	2.1 U		40	
1,2-Dichloroethane-d4 (S)	%	116	115		40	
4-Bromofluorobenzene (S)	%	103	105		40	
Toluene-d8 (S)	%	101	104		40	

Results presented on this page are in the units indicated by the "Units" column except where an alternate unit is presented to the right of the result.

This report shall not be reproduced, except in full,
without the written consent of Pace Analytical Services, LLC.

Pace Analytical Services, LLC
8 East Tower Circle
Ormond Beach, FL 32174
(386)672-5668

QUALITY CONTROL DATA

Project: Lena Road Landfill
Pace Project No.: 35511217

QC Batch: 587630 Analysis Method: EPA 8260
QC Batch Method: EPA 8260 Analysis Description: 8260 MSV
Associated Lab Samples: 35510079001, 35510079002, 35510079003, 35510079004

METHOD BLANK: 3195902 Matrix: Water
Associated Lab Samples: 35510079001, 35510079002, 35510079003, 35510079004

Parameter	Units	Blank Result	Reporting Limit	MDL	Analyzed	Qualifiers
1,1,1,2-Tetrachloroethane	ug/L	0.32 U	1.0	0.32	11/15/19 11:57	
1,1,1-Trichloroethane	ug/L	0.30 U	1.0	0.30	11/15/19 11:57	
1,1,2,2-Tetrachloroethane	ug/L	0.20 U	0.50	0.20	11/15/19 11:57	
1,1,2-Trichloroethane	ug/L	0.30 U	1.0	0.30	11/15/19 11:57	
1,1-Dichloroethane	ug/L	0.34 U	1.0	0.34	11/15/19 11:57	
1,1-Dichloroethene	ug/L	0.27 U	1.0	0.27	11/15/19 11:57	
1,2,3-Trichloropropane	ug/L	1.1 U	2.0	1.1	11/15/19 11:57	
1,2-Dichlorobenzene	ug/L	0.29 U	1.0	0.29	11/15/19 11:57	
1,2-Dichloroethane	ug/L	0.27 U	1.0	0.27	11/15/19 11:57	
1,2-Dichloropropane	ug/L	0.23 U	1.0	0.23	11/15/19 11:57	
1,4-Dichlorobenzene	ug/L	0.28 U	1.0	0.28	11/15/19 11:57	
2-Butanone (MEK)	ug/L	7.5 U	10.0	7.5	11/15/19 11:57	J(v2)
2-Hexanone	ug/L	0.85 U	10.0	0.85	11/15/19 11:57	
4-Methyl-2-pentanone (MIBK)	ug/L	0.32 U	10.0	0.32	11/15/19 11:57	
Acetone	ug/L	5.3 U	20.0	5.3	11/15/19 11:57	
Acrylonitrile	ug/L	3.7 U	10.0	3.7	11/15/19 11:57	
Benzene	ug/L	0.30 U	1.0	0.30	11/15/19 11:57	
Bromochloromethane	ug/L	0.37 U	1.0	0.37	11/15/19 11:57	
Bromodichloromethane	ug/L	0.19 U	0.60	0.19	11/15/19 11:57	
Bromoform	ug/L	2.6 U	3.0	2.6	11/15/19 11:57	
Bromomethane	ug/L	4.0 U	5.0	4.0	11/15/19 11:57	
Carbon disulfide	ug/L	0.45 U	10.0	0.45	11/15/19 11:57	J(v2)
Carbon tetrachloride	ug/L	1.1 U	3.0	1.1	11/15/19 11:57	
Chlorobenzene	ug/L	0.35 U	1.0	0.35	11/15/19 11:57	
Chloroethane	ug/L	3.7 U	10.0	3.7	11/15/19 11:57	
Chloroform	ug/L	0.32 U	1.0	0.32	11/15/19 11:57	
Chloromethane	ug/L	0.97 U	1.0	0.97	11/15/19 11:57	
cis-1,2-Dichloroethene	ug/L	0.27 U	1.0	0.27	11/15/19 11:57	
cis-1,3-Dichloropropene	ug/L	0.17 U	0.50	0.17	11/15/19 11:57	
Dibromochloromethane	ug/L	0.45 U	2.0	0.45	11/15/19 11:57	
Dibromomethane	ug/L	0.68 U	2.0	0.68	11/15/19 11:57	
Ethylbenzene	ug/L	0.30 U	1.0	0.30	11/15/19 11:57	
Iodomethane	ug/L	9.3 U	10.0	9.3	11/15/19 11:57	
Methylene Chloride	ug/L	2.0 U	5.0	2.0	11/15/19 11:57	
Styrene	ug/L	0.26 U	1.0	0.26	11/15/19 11:57	
Tetrachloroethene	ug/L	0.38 U	1.0	0.38	11/15/19 11:57	
Toluene	ug/L	0.33 U	1.0	0.33	11/15/19 11:57	
trans-1,2-Dichloroethene	ug/L	0.23 U	1.0	0.23	11/15/19 11:57	
trans-1,3-Dichloropropene	ug/L	0.17 U	0.50	0.17	11/15/19 11:57	
trans-1,4-Dichloro-2-butene	ug/L	2.5 U	10.0	2.5	11/15/19 11:57	
Trichloroethene	ug/L	0.36 U	1.0	0.36	11/15/19 11:57	

Results presented on this page are in the units indicated by the "Units" column except where an alternate unit is presented to the right of the result.

This report shall not be reproduced, except in full,
without the written consent of Pace Analytical Services, LLC.

Pace Analytical Services, LLC
8 East Tower Circle
Ormond Beach, FL 32174
(386)672-5668

QUALITY CONTROL DATA

Project: Lena Road Landfill
Pace Project No.: 35511217

METHOD BLANK: 3195902 Matrix: Water
Associated Lab Samples: 35510079001, 35510079002, 35510079003, 35510079004

Parameter	Units	Blank Result	Reporting Limit	MDL	Analyzed	Qualifiers
Trichlorofluoromethane	ug/L	0.35 U	1.0	0.35	11/15/19 11:57	
Vinyl acetate	ug/L	0.19 U	10.0	0.19	11/15/19 11:57	J(v2)
Vinyl chloride	ug/L	0.39 U	1.0	0.39	11/15/19 11:57	
Xylene (Total)	ug/L	2.1 U	5.0	2.1	11/15/19 11:57	
1,2-Dichloroethane-d4 (S)	%	97	70-130		11/15/19 11:57	
4-Bromofluorobenzene (S)	%	99	70-130		11/15/19 11:57	
Toluene-d8 (S)	%	101	70-130		11/15/19 11:57	

LABORATORY CONTROL SAMPLE: 3195903

Parameter	Units	Spike Conc.	LCS Result	LCS % Rec	% Rec Limits	Qualifiers
1,1,1,2-Tetrachloroethane	ug/L	20	19.3	96	70-130	
1,1,1-Trichloroethane	ug/L	20	19.3	97	70-130	
1,1,2,2-Tetrachloroethane	ug/L	20	19.1	96	68-125	
1,1,2-Trichloroethane	ug/L	20	19.0	95	70-130	
1,1-Dichloroethane	ug/L	20	19.5	98	70-130	
1,1-Dichloroethene	ug/L	20	18.9	94	66-133	
1,2,3-Trichloropropane	ug/L	20	18.6	93	62-127	
1,2-Dichlorobenzene	ug/L	20	19.2	96	70-130	
1,2-Dichloroethane	ug/L	20	17.2	86	70-130	
1,2-Dichloropropane	ug/L	20	19.6	98	70-130	
1,4-Dichlorobenzene	ug/L	20	18.4	92	70-130	
2-Butanone (MEK)	ug/L	40	30.9	77	47-143	J(v3)
2-Hexanone	ug/L	40	36.6	92	48-145	
4-Methyl-2-pentanone (MIBK)	ug/L	40	37.7	94	57-132	
Acetone	ug/L	40	36.1	90	46-148	
Acrylonitrile	ug/L	200	170	85	60-143	
Benzene	ug/L	20	19.7	98	70-130	
Bromochloromethane	ug/L	20	20.2	101	70-130	
Bromodichloromethane	ug/L	20	19.5	98	70-130	
Bromoform	ug/L	20	18.7	93	49-126	
Bromomethane	ug/L	20	17.0	85	10-165	
Carbon disulfide	ug/L	20	12.7	63	60-141	J(v2)
Carbon tetrachloride	ug/L	20	18.6	93	63-126	
Chlorobenzene	ug/L	20	19.1	96	70-130	
Chloroethane	ug/L	20	17.4	87	71-142	
Chloroform	ug/L	20	19.6	98	70-130	
Chloromethane	ug/L	20	18.0	90	40-140	
cis-1,2-Dichloroethene	ug/L	20	18.8	94	70-130	
cis-1,3-Dichloropropene	ug/L	20	21.4	107	70-130	
Dibromochloromethane	ug/L	20	19.7	99	62-118	
Dibromomethane	ug/L	20	19.2	96	70-130	
Ethylbenzene	ug/L	20	19.5	98	70-130	
Iodomethane	ug/L	40	36.2	90	10-164	

Results presented on this page are in the units indicated by the "Units" column except where an alternate unit is presented to the right of the result.

This report shall not be reproduced, except in full,
without the written consent of Pace Analytical Services, LLC.

Pace Analytical Services, LLC
8 East Tower Circle
Ormond Beach, FL 32174
(386)672-5668

QUALITY CONTROL DATA

Project: Lena Road Landfill
Pace Project No.: 35511217

LABORATORY CONTROL SAMPLE: 3195903

Parameter	Units	Spike Conc.	LCS Result	LCS % Rec	% Rec Limits	Qualifiers
Methylene Chloride	ug/L	20	18.2	91	65-136	
Styrene	ug/L	20	20.7	104	70-130	
Tetrachloroethene	ug/L	20	18.5	93	64-134	
Toluene	ug/L	20	19.2	96	70-130	
trans-1,2-Dichloroethene	ug/L	20	19.2	96	68-127	
trans-1,3-Dichloropropene	ug/L	20	21.0	105	65-121	
trans-1,4-Dichloro-2-butene	ug/L	20	16.9	85	42-129	
Trichloroethene	ug/L	20	18.4	92	70-130	
Trichlorofluoromethane	ug/L	20	17.8	89	65-135	
Vinyl acetate	ug/L	20	11.5	57	60-144	J(L2),J(v3)
Vinyl chloride	ug/L	20	21.2	106	68-131	
Xylene (Total)	ug/L	60	60.8	101	70-130	
1,2-Dichloroethane-d4 (S)	%			98	70-130	
4-Bromofluorobenzene (S)	%			101	70-130	
Toluene-d8 (S)	%			101	70-130	

MATRIX SPIKE SAMPLE: 3195905

Parameter	Units	35510079002 Result	Spike Conc.	MS Result	MS % Rec	% Rec Limits	Qualifiers
1,1,1,2-Tetrachloroethane	ug/L	0.32 U	20	16.1	80	70-130	
1,1,1-Trichloroethane	ug/L	0.30 U	20	19.4	97	70-130	
1,1,2,2-Tetrachloroethane	ug/L	0.20 U	20	16.7	83	68-125	
1,1,2-Trichloroethane	ug/L	0.30 U	20	15.6	78	70-130	
1,1-Dichloroethane	ug/L	0.34 U	20	18.6	93	70-130	
1,1-Dichloroethene	ug/L	0.27 U	20	19.3	96	66-133	
1,2,3-Trichloropropane	ug/L	1.1 U	20	16.9	84	62-127	
1,2-Dichlorobenzene	ug/L	0.29 U	20	16.1	80	70-130	
1,2-Dichloroethane	ug/L	0.27 U	20	17.7	89	70-130	
1,2-Dichloropropane	ug/L	0.23 U	20	17.4	87	70-130	
1,4-Dichlorobenzene	ug/L	0.28 U	20	15.9	80	70-130	
2-Butanone (MEK)	ug/L	7.5 U	40	27.7	69	47-143	J(v3)
2-Hexanone	ug/L	0.85 U	40	32.0	80	48-145	
4-Methyl-2-pentanone (MIBK)	ug/L	0.32 U	40	31.1	78	57-132	
Acetone	ug/L	5.3 U	40	43.4	109	46-148	
Acrylonitrile	ug/L	3.7 U	200	167	83	60-143	
Benzene	ug/L	0.30 U	20	17.2	86	70-130	
Bromochloromethane	ug/L	0.37 U	20	16.9	85	70-130	
Bromodichloromethane	ug/L	0.19 U	20	18.3	92	70-130	
Bromoform	ug/L	2.6 U	20	15.1	76	49-126	
Bromomethane	ug/L	4.0 U	20	4.0 U	14	10-165	
Carbon disulfide	ug/L	0.45 U	20	17.8	89	60-141	J(v3)
Carbon tetrachloride	ug/L	1.1 U	20	18.9	95	63-126	
Chlorobenzene	ug/L	0.35 U	20	15.9	80	70-130	
Chloroethane	ug/L	3.7 U	20	16.7	84	71-142	
Chloroform	ug/L	0.32 U	20	18.8	94	70-130	

Results presented on this page are in the units indicated by the "Units" column except where an alternate unit is presented to the right of the result.

This report shall not be reproduced, except in full,
without the written consent of Pace Analytical Services, LLC.

Pace Analytical Services, LLC
8 East Tower Circle
Ormond Beach, FL 32174
(386)672-5668

QUALITY CONTROL DATA

Project: Lena Road Landfill
Pace Project No.: 35511217

MATRIX SPIKE SAMPLE: 3195905

Parameter	Units	35510079002 Result	Spike Conc.	MS Result	MS % Rec	% Rec Limits	Qualifiers
Chloromethane	ug/L	0.97 U	20	15.5	78	40-140	
cis-1,2-Dichloroethene	ug/L	0.27 U	20	17.2	86	70-130	
cis-1,3-Dichloropropene	ug/L	0.17 U	20	17.5	88	70-130	
Dibromochloromethane	ug/L	0.45 U	20	16.1	80	62-118	
Dibromomethane	ug/L	0.68 U	20	16.3	82	70-130	
Ethylbenzene	ug/L	0.30 U	20	16.7	83	70-130	
Iodomethane	ug/L	9.3 U	40	9.3 U	12	10-164	
Methylene Chloride	ug/L	2.0 U	20	17.1	86	65-136	
Styrene	ug/L	0.26 U	20	16.7	83	70-130	
Tetrachloroethene	ug/L	0.38 U	20	13.7	68	64-134	
Toluene	ug/L	0.33 U	20	15.9	80	70-130	
trans-1,2-Dichloroethene	ug/L	0.23 U	20	17.8	89	68-127	
trans-1,3-Dichloropropene	ug/L	0.17 U	20	16.8	84	65-121	
trans-1,4-Dichloro-2-butene	ug/L	2.5 U	20	14.9	75	42-129	
Trichloroethene	ug/L	0.36 U	20	16.3	82	70-130	
Trichlorofluoromethane	ug/L	0.35 U	20	18.4	92	65-135	
Vinyl acetate	ug/L	0.19 U	20	17.0	85	60-144	J(v3)
Vinyl chloride	ug/L	0.39 U	20	19.1	96	68-131	
Xylene (Total)	ug/L	2.1 U	60	51.0	85	70-130	
1,2-Dichloroethane-d4 (S)	%				115	70-130	
4-Bromofluorobenzene (S)	%				97	70-130	
Toluene-d8 (S)	%				103	70-130	

SAMPLE DUPLICATE: 3195904

Parameter	Units	35510079001 Result	Dup Result	RPD	Max RPD	Qualifiers
1,1,1,2-Tetrachloroethane	ug/L	0.32 U	0.32 U		40	
1,1,1-Trichloroethane	ug/L	0.30 U	0.30 U		40	
1,1,2,2-Tetrachloroethane	ug/L	0.20 U	0.20 U		40	
1,1,2-Trichloroethane	ug/L	0.30 U	0.30 U		40	
1,1-Dichloroethane	ug/L	0.34 U	0.34 U		40	
1,1-Dichloroethene	ug/L	0.27 U	0.27 U		40	
1,2,3-Trichloropropane	ug/L	1.1 U	1.1 U		40	
1,2-Dichlorobenzene	ug/L	0.29 U	0.29 U		40	
1,2-Dichloroethane	ug/L	0.27 U	0.27 U		40	
1,2-Dichloropropane	ug/L	0.23 U	0.23 U		40	
1,4-Dichlorobenzene	ug/L	0.28 U	0.28 U		40	
2-Butanone (MEK)	ug/L	7.5 U	7.5 U		40	J(v2)
2-Hexanone	ug/L	0.85 U	0.85 U		40	
4-Methyl-2-pentanone (MIBK)	ug/L	0.32 U	0.32 U		40	
Acetone	ug/L	5.3 U	5.3 U		40	
Acrylonitrile	ug/L	3.7 U	3.7 U		40	
Benzene	ug/L	0.30 U	0.30 U		40	
Bromochloromethane	ug/L	0.37 U	0.37 U		40	
Bromodichloromethane	ug/L	0.19 U	0.19 U		40	

Results presented on this page are in the units indicated by the "Units" column except where an alternate unit is presented to the right of the result.

REPORT OF LABORATORY ANALYSIS

This report shall not be reproduced, except in full,
without the written consent of Pace Analytical Services, LLC.

Pace Analytical Services, LLC
8 East Tower Circle
Ormond Beach, FL 32174
(386)672-5668

QUALITY CONTROL DATA

Project: Lena Road Landfill
Pace Project No.: 35511217

SAMPLE DUPLICATE: 3195904

Parameter	Units	35510079001 Result	Dup Result	RPD	Max RPD	Qualifiers
Bromoform	ug/L	2.6 U	2.6 U		40	
Bromomethane	ug/L	4.0 U	4.0 U		40	
Carbon disulfide	ug/L	0.45 U	0.45 U		40	J(v2)
Carbon tetrachloride	ug/L	1.1 U	1.1 U		40	
Chlorobenzene	ug/L	0.35 U	0.35 U		40	
Chloroethane	ug/L	3.7 U	3.7 U		40	
Chloroform	ug/L	0.32 U	0.32 U		40	
Chloromethane	ug/L	0.97 U	0.97 U		40	
cis-1,2-Dichloroethene	ug/L	0.27 U	0.27 U		40	
cis-1,3-Dichloropropene	ug/L	0.17 U	0.17 U		40	
Dibromochloromethane	ug/L	0.45 U	0.45 U		40	
Dibromomethane	ug/L	0.68 U	0.68 U		40	
Ethylbenzene	ug/L	0.30 U	0.30 U		40	
Iodomethane	ug/L	9.3 U	9.3 U		40	
Methylene Chloride	ug/L	2.0 U	2.0 U		40	
Styrene	ug/L	0.26 U	0.26 U		40	
Tetrachloroethene	ug/L	0.38 U	0.38 U		40	
Toluene	ug/L	0.33 U	0.33 U		40	
trans-1,2-Dichloroethene	ug/L	0.23 U	0.23 U		40	
trans-1,3-Dichloropropene	ug/L	0.17 U	0.17 U		40	
trans-1,4-Dichloro-2-butene	ug/L	2.5 U	2.5 U		40	
Trichloroethene	ug/L	0.36 U	0.36 U		40	
Trichlorofluoromethane	ug/L	0.35 U	0.35 U		40	
Vinyl acetate	ug/L	0.19 U	0.19 U		40	J(v2)
Vinyl chloride	ug/L	0.39 U	0.39 U		40	
Xylene (Total)	ug/L	2.1 U	2.1 U		40	
1,2-Dichloroethane-d4 (S)	%	117	119		40	
4-Bromofluorobenzene (S)	%	92	91		40	
Toluene-d8 (S)	%	102	102		40	

Results presented on this page are in the units indicated by the "Units" column except where an alternate unit is presented to the right of the result.

This report shall not be reproduced, except in full,
without the written consent of Pace Analytical Services, LLC.

Pace Analytical Services, LLC
8 East Tower Circle
Ormond Beach, FL 32174
(386)672-5668

QUALITY CONTROL DATA

Project: Lena Road Landfill
Pace Project No.: 35511217

QC Batch: 587859 Analysis Method: EPA 8260
QC Batch Method: EPA 8260 Analysis Description: 8260 MSV
Associated Lab Samples: 35510079005, 35510079006, 35510079007, 35510079008, 35510079009, 35510079010

METHOD BLANK: 3197857 Matrix: Water
Associated Lab Samples: 35510079005, 35510079006, 35510079007, 35510079008, 35510079009, 35510079010

Parameter	Units	Blank Result	Reporting Limit	MDL	Analyzed	Qualifiers
1,1,1,2-Tetrachloroethane	ug/L	0.32 U	1.0	0.32	11/16/19 11:44	
1,1,1-Trichloroethane	ug/L	0.30 U	1.0	0.30	11/16/19 11:44	
1,1,2,2-Tetrachloroethane	ug/L	0.20 U	0.50	0.20	11/16/19 11:44	
1,1,2-Trichloroethane	ug/L	0.30 U	1.0	0.30	11/16/19 11:44	
1,1-Dichloroethane	ug/L	0.34 U	1.0	0.34	11/16/19 11:44	
1,1-Dichloroethene	ug/L	0.27 U	1.0	0.27	11/16/19 11:44	
1,2,3-Trichloropropane	ug/L	1.1 U	2.0	1.1	11/16/19 11:44	
1,2-Dichlorobenzene	ug/L	0.29 U	1.0	0.29	11/16/19 11:44	
1,2-Dichloroethane	ug/L	0.27 U	1.0	0.27	11/16/19 11:44	
1,2-Dichloropropane	ug/L	0.23 U	1.0	0.23	11/16/19 11:44	
1,4-Dichlorobenzene	ug/L	0.28 U	1.0	0.28	11/16/19 11:44	
2-Butanone (MEK)	ug/L	7.5 U	10.0	7.5	11/16/19 11:44	
2-Hexanone	ug/L	0.85 U	10.0	0.85	11/16/19 11:44	
4-Methyl-2-pentanone (MIBK)	ug/L	0.32 U	10.0	0.32	11/16/19 11:44	
Acetone	ug/L	5.3 U	20.0	5.3	11/16/19 11:44	
Acrylonitrile	ug/L	3.7 U	10.0	3.7	11/16/19 11:44	
Benzene	ug/L	0.30 U	1.0	0.30	11/16/19 11:44	
Bromochloromethane	ug/L	0.37 U	1.0	0.37	11/16/19 11:44	
Bromodichloromethane	ug/L	0.19 U	0.60	0.19	11/16/19 11:44	
Bromoform	ug/L	2.6 U	3.0	2.6	11/16/19 11:44	
Bromomethane	ug/L	4.0 U	5.0	4.0	11/16/19 11:44	J(v3)
Carbon disulfide	ug/L	0.45 U	10.0	0.45	11/16/19 11:44	
Carbon tetrachloride	ug/L	1.1 U	3.0	1.1	11/16/19 11:44	
Chlorobenzene	ug/L	0.35 U	1.0	0.35	11/16/19 11:44	
Chloroethane	ug/L	3.7 U	10.0	3.7	11/16/19 11:44	
Chloroform	ug/L	0.32 U	1.0	0.32	11/16/19 11:44	
Chloromethane	ug/L	0.97 U	1.0	0.97	11/16/19 11:44	
cis-1,2-Dichloroethene	ug/L	0.27 U	1.0	0.27	11/16/19 11:44	
cis-1,3-Dichloropropene	ug/L	0.17 U	0.50	0.17	11/16/19 11:44	
Dibromochloromethane	ug/L	0.45 U	2.0	0.45	11/16/19 11:44	
Dibromomethane	ug/L	0.68 U	2.0	0.68	11/16/19 11:44	
Ethylbenzene	ug/L	0.30 U	1.0	0.30	11/16/19 11:44	
Iodomethane	ug/L	9.3 U	10.0	9.3	11/16/19 11:44	J(v3)
Methylene Chloride	ug/L	2.0 U	5.0	2.0	11/16/19 11:44	
Styrene	ug/L	0.26 U	1.0	0.26	11/16/19 11:44	
Tetrachloroethene	ug/L	0.38 U	1.0	0.38	11/16/19 11:44	J(v2)
Toluene	ug/L	0.33 U	1.0	0.33	11/16/19 11:44	
trans-1,2-Dichloroethene	ug/L	0.23 U	1.0	0.23	11/16/19 11:44	
trans-1,3-Dichloropropene	ug/L	0.17 U	0.50	0.17	11/16/19 11:44	
trans-1,4-Dichloro-2-butene	ug/L	2.5 U	10.0	2.5	11/16/19 11:44	
Trichloroethene	ug/L	0.36 U	1.0	0.36	11/16/19 11:44	

Results presented on this page are in the units indicated by the "Units" column except where an alternate unit is presented to the right of the result.

This report shall not be reproduced, except in full,
without the written consent of Pace Analytical Services, LLC.

Pace Analytical Services, LLC
8 East Tower Circle
Ormond Beach, FL 32174
(386)672-5668

QUALITY CONTROL DATA

Project: Lena Road Landfill
Pace Project No.: 35511217

METHOD BLANK: 3197857 Matrix: Water
Associated Lab Samples: 35510079005, 35510079006, 35510079007, 35510079008, 35510079009, 35510079010

Parameter	Units	Blank Result	Reporting Limit	MDL	Analyzed	Qualifiers
Trichlorofluoromethane	ug/L	0.35 U	1.0	0.35	11/16/19 11:44	J(v2)
Vinyl acetate	ug/L	0.19 U	10.0	0.19	11/16/19 11:44	
Vinyl chloride	ug/L	0.39 U	1.0	0.39	11/16/19 11:44	
Xylene (Total)	ug/L	2.1 U	5.0	2.1	11/16/19 11:44	
1,2-Dichloroethane-d4 (S)	%	96	70-130		11/16/19 11:44	
4-Bromofluorobenzene (S)	%	100	70-130		11/16/19 11:44	
Toluene-d8 (S)	%	100	70-130		11/16/19 11:44	

LABORATORY CONTROL SAMPLE: 3197858

Parameter	Units	Spike Conc.	LCS Result	LCS % Rec	% Rec Limits	Qualifiers
1,1,1,2-Tetrachloroethane	ug/L	20	19.1	95	70-130	
1,1,1-Trichloroethane	ug/L	20	19.0	95	70-130	
1,1,2,2-Tetrachloroethane	ug/L	20	21.1	106	68-125	
1,1,2-Trichloroethane	ug/L	20	20.6	103	70-130	
1,1-Dichloroethane	ug/L	20	19.4	97	70-130	
1,1-Dichloroethene	ug/L	20	17.7	89	66-133	
1,2,3-Trichloropropane	ug/L	20	16.3	82	62-127	
1,2-Dichlorobenzene	ug/L	20	19.3	97	70-130	
1,2-Dichloroethane	ug/L	20	17.7	89	70-130	
1,2-Dichloropropane	ug/L	20	20.2	101	70-130	
1,4-Dichlorobenzene	ug/L	20	19.6	98	70-130	
2-Butanone (MEK)	ug/L	40	39.4	99	47-143	
2-Hexanone	ug/L	40	38.8	97	48-145	
4-Methyl-2-pentanone (MIBK)	ug/L	40	40.0	100	57-132	
Acetone	ug/L	40	37.4	93	46-148	
Acrylonitrile	ug/L	200	199	100	60-143	
Benzene	ug/L	20	18.6	93	70-130	
Bromochloromethane	ug/L	20	19.3	96	70-130	
Bromodichloromethane	ug/L	20	19.1	95	70-130	
Bromoform	ug/L	20	20.2	101	49-126	
Bromomethane	ug/L	20	24.5	122	10-165	J(v3)
Carbon disulfide	ug/L	20	16.5	82	60-141	
Carbon tetrachloride	ug/L	20	18.3	91	63-126	
Chlorobenzene	ug/L	20	18.8	94	70-130	
Chloroethane	ug/L	20	17.7	89	71-142	
Chloroform	ug/L	20	18.4	92	70-130	
Chloromethane	ug/L	20	16.7	83	40-140	
cis-1,2-Dichloroethene	ug/L	20	18.8	94	70-130	
cis-1,3-Dichloropropene	ug/L	20	20.0	100	70-130	
Dibromochloromethane	ug/L	20	19.2	96	62-118	
Dibromomethane	ug/L	20	20.5	103	70-130	
Ethylbenzene	ug/L	20	18.4	92	70-130	
Iodomethane	ug/L	40	27.1	68	10-164	J(v3)

Results presented on this page are in the units indicated by the "Units" column except where an alternate unit is presented to the right of the result.

This report shall not be reproduced, except in full,
without the written consent of Pace Analytical Services, LLC.

Pace Analytical Services, LLC
8 East Tower Circle
Ormond Beach, FL 32174
(386)672-5668

QUALITY CONTROL DATA

Project: Lena Road Landfill
Pace Project No.: 35511217

LABORATORY CONTROL SAMPLE: 3197858

Parameter	Units	Spike Conc.	LCS Result	LCS % Rec	% Rec Limits	Qualifiers
Methylene Chloride	ug/L	20	19.1	96	65-136	
Styrene	ug/L	20	19.3	96	70-130	
Tetrachloroethene	ug/L	20	14.1	70	64-134	J(v3)
Toluene	ug/L	20	19.2	96	70-130	
trans-1,2-Dichloroethene	ug/L	20	19.1	96	68-127	
trans-1,3-Dichloropropene	ug/L	20	21.3	106	65-121	
trans-1,4-Dichloro-2-butene	ug/L	20	20.0	100	42-129	
Trichloroethene	ug/L	20	18.2	91	70-130	
Trichlorofluoromethane	ug/L	20	15.9	79	65-135	J(v3)
Vinyl acetate	ug/L	20	17.8	89	60-144	
Vinyl chloride	ug/L	20	18.0	90	68-131	
Xylene (Total)	ug/L	60	55.5	93	70-130	
1,2-Dichloroethane-d4 (S)	%			98	70-130	
4-Bromofluorobenzene (S)	%			100	70-130	
Toluene-d8 (S)	%			99	70-130	

MATRIX SPIKE SAMPLE: 3197860

Parameter	Units	35510079006 Result	Spike Conc.	MS Result	MS % Rec	% Rec Limits	Qualifiers
1,1,1,2-Tetrachloroethane	ug/L	0.32 U	20	15.0	75	70-130	
1,1,1-Trichloroethane	ug/L	0.30 U	20	18.2	91	70-130	
1,1,2,2-Tetrachloroethane	ug/L	0.20 U	20	17.3	86	68-125	
1,1,2-Trichloroethane	ug/L	0.30 U	20	16.8	84	70-130	
1,1-Dichloroethane	ug/L	0.34 U	20	17.0	85	70-130	
1,1-Dichloroethene	ug/L	0.27 U	20	16.9	84	66-133	
1,2,3-Trichloropropane	ug/L	1.1 U	20	13.4	67	62-127	
1,2-Dichlorobenzene	ug/L	0.29 U	20	14.0	70	70-130	
1,2-Dichloroethane	ug/L	0.27 U	20	15.9	79	70-130	
1,2-Dichloropropane	ug/L	0.23 U	20	16.3	82	70-130	
1,4-Dichlorobenzene	ug/L	0.28 U	20	14.4	72	70-130	
2-Butanone (MEK)	ug/L	7.5 U	40	34.5	86	47-143	
2-Hexanone	ug/L	0.85 U	40	29.5	74	48-145	
4-Methyl-2-pentanone (MIBK)	ug/L	0.32 U	40	33.6	84	57-132	
Acetone	ug/L	5.3 U	40	31.7	79	46-148	
Acrylonitrile	ug/L	3.7 U	200	168	84	60-143	
Benzene	ug/L	0.30 U	20	15.6	78	70-130	
Bromochloromethane	ug/L	0.37 U	20	16.2	81	70-130	
Bromodichloromethane	ug/L	0.19 U	20	15.8	79	70-130	
Bromoform	ug/L	2.6 U	20	15.8	79	49-126	
Bromomethane	ug/L	4.0 U	20	24.3	122	10-165	J(v3)
Carbon disulfide	ug/L	0.45 U	20	15.3	77	60-141	
Carbon tetrachloride	ug/L	1.1 U	20	17.9	89	63-126	
Chlorobenzene	ug/L	0.35 U	20	14.3	71	70-130	
Chloroethane	ug/L	3.7 U	20	19.0	95	71-142	
Chloroform	ug/L	0.32 U	20	16.3	81	70-130	

Results presented on this page are in the units indicated by the "Units" column except where an alternate unit is presented to the right of the result.

This report shall not be reproduced, except in full,
without the written consent of Pace Analytical Services, LLC.

Pace Analytical Services, LLC
8 East Tower Circle
Ormond Beach, FL 32174
(386)672-5668

QUALITY CONTROL DATA

Project: Lena Road Landfill
Pace Project No.: 35511217

MATRIX SPIKE SAMPLE: 3197860

Parameter	Units	35510079006 Result	Spike Conc.	MS Result	MS % Rec	% Rec Limits	Qualifiers
Chloromethane	ug/L	0.97 U	20	13.1	66	40-140	
cis-1,2-Dichloroethene	ug/L	0.27 U	20	16.1	81	70-130	
cis-1,3-Dichloropropene	ug/L	0.17 U	20	15.3	76	70-130	
Dibromochloromethane	ug/L	0.45 U	20	15.3	76	62-118	
Dibromomethane	ug/L	0.68 U	20	16.6	83	70-130	
Ethylbenzene	ug/L	0.30 U	20	14.5	72	70-130	
Iodomethane	ug/L	9.3 U	40	18.1	27	10-164	J(v3)
Methylene Chloride	ug/L	2.0 U	20	16.3	82	65-136	
Styrene	ug/L	0.26 U	20	14.2	71	70-130	
Tetrachloroethene	ug/L	0.38 U	20	10.7	53	64-134	J(v3)
Toluene	ug/L	0.33 U	20	15.4	77	70-130	
trans-1,2-Dichloroethene	ug/L	0.23 U	20	16.0	80	68-127	
trans-1,3-Dichloropropene	ug/L	0.17 U	20	15.8	79	65-121	
trans-1,4-Dichloro-2-butene	ug/L	2.5 U	20	17.2	86	42-129	
Trichloroethene	ug/L	0.36 U	20	15.2	76	70-130	
Trichlorofluoromethane	ug/L	0.35 U	20	22.1	111	65-135	J(v3)
Vinyl acetate	ug/L	0.19 U	20	14.6	73	60-144	
Vinyl chloride	ug/L	0.39 U	20	20.8	104	68-131	
Xylene (Total)	ug/L	2.1 U	60	43.3	72	70-130	
1,2-Dichloroethane-d4 (S)	%				108	70-130	
4-Bromofluorobenzene (S)	%				99	70-130	
Toluene-d8 (S)	%				99	70-130	

SAMPLE DUPLICATE: 3197859

Parameter	Units	35510079005 Result	Dup Result	RPD	Max RPD	Qualifiers
1,1,1,2-Tetrachloroethane	ug/L	0.32 U	0.32 U		40	
1,1,1-Trichloroethane	ug/L	0.30 U	0.30 U		40	
1,1,2,2-Tetrachloroethane	ug/L	0.20 U	0.20 U		40	
1,1,2-Trichloroethane	ug/L	0.30 U	0.30 U		40	
1,1-Dichloroethane	ug/L	0.34 U	0.34 U		40	
1,1-Dichloroethene	ug/L	0.27 U	0.27 U		40	
1,2,3-Trichloropropane	ug/L	1.1 U	1.1 U		40	
1,2-Dichlorobenzene	ug/L	0.29 U	0.29 U		40	
1,2-Dichloroethane	ug/L	0.27 U	0.27 U		40	
1,2-Dichloropropane	ug/L	0.23 U	0.23 U		40	
1,4-Dichlorobenzene	ug/L	0.28 U	0.28 U		40	
2-Butanone (MEK)	ug/L	7.5 U	7.5 U		40	
2-Hexanone	ug/L	0.85 U	0.85 U		40	
4-Methyl-2-pentanone (MIBK)	ug/L	0.32 U	0.32 U		40	
Acetone	ug/L	5.3 U	5.3 U		40	
Acrylonitrile	ug/L	3.7 U	3.7 U		40	
Benzene	ug/L	0.30 U	0.30 U		40	
Bromochloromethane	ug/L	0.37 U	0.37 U		40	
Bromodichloromethane	ug/L	0.19 U	0.19 U		40	

Results presented on this page are in the units indicated by the "Units" column except where an alternate unit is presented to the right of the result.

REPORT OF LABORATORY ANALYSIS

This report shall not be reproduced, except in full,
without the written consent of Pace Analytical Services, LLC.

Pace Analytical Services, LLC
8 East Tower Circle
Ormond Beach, FL 32174
(386)672-5668

QUALITY CONTROL DATA

Project: Lena Road Landfill
Pace Project No.: 35511217

SAMPLE DUPLICATE: 3197859

Parameter	Units	35510079005 Result	Dup Result	RPD	Max RPD	Qualifiers
Bromoform	ug/L	2.6 U	2.6 U		40	
Bromomethane	ug/L	4.0 U	4.0 U		40	J(v2)
Carbon disulfide	ug/L	0.45 U	0.45 U		40	
Carbon tetrachloride	ug/L	1.1 U	1.1 U		40	
Chlorobenzene	ug/L	0.35 U	0.35 U		40	
Chloroethane	ug/L	3.7 U	3.7 U		40	
Chloroform	ug/L	0.32 U	0.32 U		40	
Chloromethane	ug/L	0.97 U	0.97 U		40	
cis-1,2-Dichloroethene	ug/L	0.27 U	0.27 U		40	
cis-1,3-Dichloropropene	ug/L	0.17 U	0.17 U		40	
Dibromochloromethane	ug/L	0.45 U	0.45 U		40	
Dibromomethane	ug/L	0.68 U	0.68 U		40	
Ethylbenzene	ug/L	0.30 U	0.30 U		40	
Iodomethane	ug/L	9.3 U	9.3 U		40	J(v3)
Methylene Chloride	ug/L	2.0 U	2.0 U		40	
Styrene	ug/L	0.26 U	0.26 U		40	
Tetrachloroethene	ug/L	0.38 U	0.38 U		40	J(v2)
Toluene	ug/L	0.33 U	0.33 U		40	
trans-1,2-Dichloroethene	ug/L	0.23 U	0.23 U		40	
trans-1,3-Dichloropropene	ug/L	0.17 U	0.17 U		40	
trans-1,4-Dichloro-2-butene	ug/L	2.5 U	2.5 U		40	
Trichloroethene	ug/L	0.36 U	0.36 U		40	
Trichlorofluoromethane	ug/L	0.35 U	0.35 U		40	J(v2)
Vinyl acetate	ug/L	0.19 U	0.19 U		40	
Vinyl chloride	ug/L	0.39 U	0.39 U		40	
Xylene (Total)	ug/L	2.1 U	2.1 U		40	
1,2-Dichloroethane-d4 (S)	%	104	102		40	
4-Bromofluorobenzene (S)	%	98	97		40	
Toluene-d8 (S)	%	99	98		40	

Results presented on this page are in the units indicated by the "Units" column except where an alternate unit is presented to the right of the result.

This report shall not be reproduced, except in full,
without the written consent of Pace Analytical Services, LLC.

Pace Analytical Services, LLC
8 East Tower Circle
Ormond Beach, FL 32174
(386)672-5668

QUALITY CONTROL DATA

Project: Lena Road Landfill
Pace Project No.: 35511217

QC Batch: 587908 Analysis Method: EPA 8260
QC Batch Method: EPA 8260 Analysis Description: 8260 MSV
Associated Lab Samples: 35510571001, 35510571002, 35510571003, 35510571004, 35510571005, 35510571006, 35510571007, 35510571008, 35510571009, 35510571010, 35510571013

METHOD BLANK: 3198219 Matrix: Water
Associated Lab Samples: 35510571001, 35510571002, 35510571003, 35510571004, 35510571005, 35510571006, 35510571007, 35510571008, 35510571009, 35510571010, 35510571013

Parameter	Units	Blank Result	Reporting Limit	MDL	Analyzed	Qualifiers
1,1,1,2-Tetrachloroethane	ug/L	0.32 U	1.0	0.32	11/17/19 02:30	
1,1,1-Trichloroethane	ug/L	0.30 U	1.0	0.30	11/17/19 02:30	
1,1,2,2-Tetrachloroethane	ug/L	0.20 U	0.50	0.20	11/17/19 02:30	
1,1,2-Trichloroethane	ug/L	0.30 U	1.0	0.30	11/17/19 02:30	
1,1-Dichloroethane	ug/L	0.34 U	1.0	0.34	11/17/19 02:30	
1,1-Dichloroethene	ug/L	0.50 U	1.0	0.50	11/17/19 02:30	
1,2,3-Trichloropropane	ug/L	1.1 U	2.0	1.1	11/17/19 02:30	
1,2-Dichlorobenzene	ug/L	0.50 U	1.0	0.50	11/17/19 02:30	
1,2-Dichloroethane	ug/L	0.50 U	1.0	0.50	11/17/19 02:30	
1,2-Dichloropropane	ug/L	0.23 U	1.0	0.23	11/17/19 02:30	
1,4-Dichlorobenzene	ug/L	0.50 U	1.0	0.50	11/17/19 02:30	
2-Butanone (MEK)	ug/L	5.0 U	10.0	5.0	11/17/19 02:30	
2-Hexanone	ug/L	0.85 U	10.0	0.85	11/17/19 02:30	
4-Methyl-2-pentanone (MIBK)	ug/L	0.32 U	10.0	0.32	11/17/19 02:30	
Acetone	ug/L	5.3 U	20.0	5.3	11/17/19 02:30	
Acrylonitrile	ug/L	3.7 U	10.0	3.7	11/17/19 02:30	
Benzene	ug/L	0.10 U	1.0	0.10	11/17/19 02:30	
Bromochloromethane	ug/L	0.37 U	1.0	0.37	11/17/19 02:30	
Bromodichloromethane	ug/L	0.19 U	0.60	0.19	11/17/19 02:30	
Bromoform	ug/L	2.6 U	3.0	2.6	11/17/19 02:30	
Bromomethane	ug/L	4.0 U	5.0	4.0	11/17/19 02:30	J(v2)
Carbon disulfide	ug/L	0.45 U	10.0	0.45	11/17/19 02:30	
Carbon tetrachloride	ug/L	0.50 U	3.0	0.50	11/17/19 02:30	
Chlorobenzene	ug/L	0.50 U	1.0	0.50	11/17/19 02:30	
Chloroethane	ug/L	3.7 U	10.0	3.7	11/17/19 02:30	
Chloroform	ug/L	0.50 U	1.0	0.50	11/17/19 02:30	
Chloromethane	ug/L	0.97 U	1.0	0.97	11/17/19 02:30	
cis-1,2-Dichloroethene	ug/L	0.50 U	1.0	0.50	11/17/19 02:30	
cis-1,3-Dichloropropene	ug/L	0.17 U	0.50	0.17	11/17/19 02:30	
Dibromochloromethane	ug/L	0.45 U	2.0	0.45	11/17/19 02:30	
Dibromomethane	ug/L	0.68 U	2.0	0.68	11/17/19 02:30	
Ethylbenzene	ug/L	0.50 U	1.0	0.50	11/17/19 02:30	
Iodomethane	ug/L	9.3 U	10.0	9.3	11/17/19 02:30	J(v3)
Methylene Chloride	ug/L	2.0 U	5.0	2.0	11/17/19 02:30	
Styrene	ug/L	0.26 U	1.0	0.26	11/17/19 02:30	
Tetrachloroethene	ug/L	0.50 U	1.0	0.50	11/17/19 02:30	
Toluene	ug/L	0.50 U	1.0	0.50	11/17/19 02:30	
trans-1,2-Dichloroethene	ug/L	0.50 U	1.0	0.50	11/17/19 02:30	
trans-1,3-Dichloropropene	ug/L	0.17 U	0.50	0.17	11/17/19 02:30	
trans-1,4-Dichloro-2-butene	ug/L	2.5 U	10.0	2.5	11/17/19 02:30	J(v2)

Results presented on this page are in the units indicated by the "Units" column except where an alternate unit is presented to the right of the result.

This report shall not be reproduced, except in full,
without the written consent of Pace Analytical Services, LLC.

Pace Analytical Services, LLC
8 East Tower Circle
Ormond Beach, FL 32174
(386)672-5668

QUALITY CONTROL DATA

Project: Lena Road Landfill
Pace Project No.: 35511217

METHOD BLANK: 3198219 Matrix: Water

Associated Lab Samples: 35510571001, 35510571002, 35510571003, 35510571004, 35510571005, 35510571006, 35510571007, 35510571008, 35510571009, 35510571010, 35510571013

Parameter	Units	Blank Result	Reporting Limit	MDL	Analyzed	Qualifiers
Trichloroethene	ug/L	0.50 U	1.0	0.50	11/17/19 02:30	
Trichlorofluoromethane	ug/L	0.35 U	1.0	0.35	11/17/19 02:30	
Vinyl acetate	ug/L	0.19 U	10.0	0.19	11/17/19 02:30	
Vinyl chloride	ug/L	0.50 U	1.0	0.50	11/17/19 02:30	
Xylene (Total)	ug/L	1.0 U	5.0	1.0	11/17/19 02:30	
1,2-Dichloroethane-d4 (S)	%	102	70-130		11/17/19 02:30	
4-Bromofluorobenzene (S)	%	94	70-130		11/17/19 02:30	
Toluene-d8 (S)	%	100	70-130		11/17/19 02:30	

LABORATORY CONTROL SAMPLE: 3198220

Parameter	Units	Spike Conc.	LCS Result	LCS % Rec	% Rec Limits	Qualifiers
1,1,1,2-Tetrachloroethane	ug/L	20	19.7	98	70-130	
1,1,1-Trichloroethane	ug/L	20	18.1	90	70-130	
1,1,2,2-Tetrachloroethane	ug/L	20	20.9	105	68-125	
1,1,2-Trichloroethane	ug/L	20	19.8	99	70-130	
1,1-Dichloroethane	ug/L	20	19.2	96	70-130	
1,1-Dichloroethene	ug/L	20	16.4	82	66-133	
1,2,3-Trichloropropane	ug/L	20	19.6	98	62-127	
1,2-Dichlorobenzene	ug/L	20	20.4	102	70-130	
1,2-Dichloroethane	ug/L	20	18.4	92	70-130	
1,2-Dichloropropane	ug/L	20	20.2	101	70-130	
1,4-Dichlorobenzene	ug/L	20	19.2	96	70-130	
2-Butanone (MEK)	ug/L	40	39.1	98	47-143	
2-Hexanone	ug/L	40	43.0	108	48-145	
4-Methyl-2-pentanone (MIBK)	ug/L	40	39.8	100	57-132	
Acetone	ug/L	40	47.6	119	46-148	
Acrylonitrile	ug/L	200	211	105	60-143	
Benzene	ug/L	20	18.9	94	70-130	
Bromochloromethane	ug/L	20	17.7	89	70-130	
Bromodichloromethane	ug/L	20	20.4	102	70-130	
Bromoform	ug/L	20	17.1	85	49-126	
Bromomethane	ug/L	20	4.0 U	8	10-165	J(L2),J(v3)
Carbon disulfide	ug/L	20	17.0	85	60-141	
Carbon tetrachloride	ug/L	20	17.3	87	63-126	
Chlorobenzene	ug/L	20	18.3	92	70-130	
Chloroethane	ug/L	20	18.5	93	71-142	
Chloroform	ug/L	20	18.9	95	70-130	
Chloromethane	ug/L	20	14.3	71	40-140	
cis-1,2-Dichloroethene	ug/L	20	18.8	94	70-130	
cis-1,3-Dichloropropene	ug/L	20	21.7	109	70-130	
Dibromochloromethane	ug/L	20	21.1	106	62-118	
Dibromomethane	ug/L	20	19.0	95	70-130	

Results presented on this page are in the units indicated by the "Units" column except where an alternate unit is presented to the right of the result.

This report shall not be reproduced, except in full,
without the written consent of Pace Analytical Services, LLC.

Pace Analytical Services, LLC
8 East Tower Circle
Ormond Beach, FL 32174
(386)672-5668

QUALITY CONTROL DATA

Project: Lena Road Landfill
Pace Project No.: 35511217

LABORATORY CONTROL SAMPLE: 3198220

Parameter	Units	Spike Conc.	LCS Result	LCS % Rec	% Rec Limits	Qualifiers
Ethylbenzene	ug/L	20	18.9	95	70-130	
Iodomethane	ug/L	40	9.3 U	10	10-164	J(v3)
Methylene Chloride	ug/L	20	19.5	97	65-136	
Styrene	ug/L	20	21.6	108	70-130	
Tetrachloroethene	ug/L	20	21.4	107	64-134	
Toluene	ug/L	20	18.7	93	70-130	
trans-1,2-Dichloroethene	ug/L	20	18.3	91	68-127	
trans-1,3-Dichloropropene	ug/L	20	19.1	96	65-121	
trans-1,4-Dichloro-2-butene	ug/L	20	14.5	72	42-129	J(v3)
Trichloroethene	ug/L	20	16.9	85	70-130	
Trichlorofluoromethane	ug/L	20	15.5	78	65-135	
Vinyl acetate	ug/L	20	18.8	94	60-144	
Vinyl chloride	ug/L	20	17.2	86	68-131	
Xylene (Total)	ug/L	60	60.7	101	70-130	
1,2-Dichloroethane-d4 (S)	%			102	70-130	
4-Bromofluorobenzene (S)	%			98	70-130	
Toluene-d8 (S)	%			100	70-130	

MATRIX SPIKE SAMPLE: 3198222

Parameter	Units	35510571002 Result	Spike Conc.	MS Result	MS % Rec	% Rec Limits	Qualifiers
1,1,1,2-Tetrachloroethane	ug/L	0.32 U	20	20.5	102	70-130	
1,1,1-Trichloroethane	ug/L	0.30 U	20	22.1	111	70-130	
1,1,2,2-Tetrachloroethane	ug/L	0.20 U	20	21.1	105	68-125	
1,1,2-Trichloroethane	ug/L	0.30 U	20	20.5	103	70-130	
1,1-Dichloroethane	ug/L	0.34 U	20	22.1	110	70-130	
1,1-Dichloroethene	ug/L	0.50 U	20	20.6	103	66-133	
1,2,3-Trichloropropane	ug/L	1.1 U	20	18.8	94	62-127	
1,2-Dichlorobenzene	ug/L	0.50 U	20	20.0	100	70-130	
1,2-Dichloroethane	ug/L	0.50 U	20	19.1	95	70-130	
1,2-Dichloropropane	ug/L	0.23 U	20	21.7	108	70-130	
1,4-Dichlorobenzene	ug/L	0.50 U	20	18.9	95	70-130	
2-Butanone (MEK)	ug/L	5.0 U	40	37.2	93	47-143	
2-Hexanone	ug/L	0.85 U	40	37.7	94	48-145	
4-Methyl-2-pentanone (MIBK)	ug/L	0.32 U	40	35.7	89	57-132	
Acetone	ug/L	5.3 U	40	41.6	101	46-148	
Acrylonitrile	ug/L	3.7 U	200	201	100	60-143	
Benzene	ug/L	0.10 U	20	21.2	106	70-130	
Bromochloromethane	ug/L	0.37 U	20	18.7	94	70-130	
Bromodichloromethane	ug/L	0.19 U	20	21.8	109	70-130	
Bromoform	ug/L	2.6 U	20	16.4	82	49-126	
Bromomethane	ug/L	4.0 U	20	4.0 U	13	10-165	J(v3)
Carbon disulfide	ug/L	0.45 U	20	18.2	90	60-141	
Carbon tetrachloride	ug/L	0.50 U	20	21.5	108	63-126	
Chlorobenzene	ug/L	0.50 U	20	19.6	98	70-130	

Results presented on this page are in the units indicated by the "Units" column except where an alternate unit is presented to the right of the result.

This report shall not be reproduced, except in full,
without the written consent of Pace Analytical Services, LLC.

Pace Analytical Services, LLC
8 East Tower Circle
Ormond Beach, FL 32174
(386)672-5668

QUALITY CONTROL DATA

Project: Lena Road Landfill
Pace Project No.: 35511217

MATRIX SPIKE SAMPLE: 3198222

Parameter	Units	35510571002 Result	Spike Conc.	MS Result	MS % Rec	% Rec Limits	Qualifiers
Chloroethane	ug/L	3.7 U	20	22.6	113	71-142	
Chloroform	ug/L	0.50 U	20	21.2	106	70-130	
Chloromethane	ug/L	0.97 U	20	14.3	72	40-140	
cis-1,2-Dichloroethene	ug/L	0.50 U	20	20.8	104	70-130	
cis-1,3-Dichloropropene	ug/L	0.17 U	20	19.9	100	70-130	
Dibromochloromethane	ug/L	0.45 U	20	20.8	104	62-118	
Dibromomethane	ug/L	0.68 U	20	18.9	95	70-130	
Ethylbenzene	ug/L	0.50 U	20	20.9	104	70-130	
Iodomethane	ug/L	9.3 U	40	9.3 U	2	10-164	J(M1),J(v3)
Methylene Chloride	ug/L	2.0 U	20	21.9	110	65-136	
Styrene	ug/L	0.26 U	20	21.5	108	70-130	
Tetrachloroethene	ug/L	0.50 U	20	16.8	84	64-134	
Toluene	ug/L	0.50 U	20	21.0	105	70-130	
trans-1,2-Dichloroethene	ug/L	0.50 U	20	20.3	101	68-127	
trans-1,3-Dichloropropene	ug/L	0.17 U	20	17.9	89	65-121	
trans-1,4-Dichloro-2-butene	ug/L	2.5 U	20	15.1	76	42-129	J(v3)
Trichloroethene	ug/L	0.50 U	20	18.3	91	70-130	
Trichlorofluoromethane	ug/L	0.35 U	20	20.4	102	65-135	
Vinyl acetate	ug/L	0.19 U	20	14.6	73	60-144	
Vinyl chloride	ug/L	0.50 U	20	20.1	100	68-131	
Xylene (Total)	ug/L	1.0 U	60	65.3	109	70-130	
1,2-Dichloroethane-d4 (S)	%				103	70-130	
4-Bromofluorobenzene (S)	%				97	70-130	
Toluene-d8 (S)	%				100	70-130	

SAMPLE DUPLICATE: 3198221

Parameter	Units	35510571001 Result	Dup Result	RPD	Max RPD	Qualifiers
1,1,1,2-Tetrachloroethane	ug/L	0.32 U	0.32 U		40	
1,1,1-Trichloroethane	ug/L	0.30 U	0.30 U		40	
1,1,2,2-Tetrachloroethane	ug/L	0.20 U	0.20 U		40	
1,1,2-Trichloroethane	ug/L	0.30 U	0.30 U		40	
1,1-Dichloroethane	ug/L	0.34 U	0.34 U		40	
1,1-Dichloroethene	ug/L	0.50 U	0.50 U		40	
1,2,3-Trichloropropane	ug/L	1.1 U	1.1 U		40	
1,2-Dichlorobenzene	ug/L	0.50 U	0.50 U		40	
1,2-Dichloroethane	ug/L	0.50 U	0.50 U		40	
1,2-Dichloropropane	ug/L	0.23 U	0.23 U		40	
1,4-Dichlorobenzene	ug/L	0.50 U	0.50 U		40	
2-Butanone (MEK)	ug/L	5.0 U	5.0 U		40	
2-Hexanone	ug/L	0.85 U	0.85 U		40	
4-Methyl-2-pentanone (MIBK)	ug/L	0.32 U	0.32 U		40	
Acetone	ug/L	5.3 U	5.3 U		40	
Acrylonitrile	ug/L	3.7 U	3.7 U		40	
Benzene	ug/L	0.10 U	0.10 U		40	

Results presented on this page are in the units indicated by the "Units" column except where an alternate unit is presented to the right of the result.

This report shall not be reproduced, except in full,
without the written consent of Pace Analytical Services, LLC.

Pace Analytical Services, LLC
8 East Tower Circle
Ormond Beach, FL 32174
(386)672-5668

QUALITY CONTROL DATA

Project: Lena Road Landfill
Pace Project No.: 35511217

SAMPLE DUPLICATE: 3198221

Parameter	Units	35510571001 Result	Dup Result	RPD	Max RPD	Qualifiers
Bromochloromethane	ug/L	0.37 U	0.37 U		40	
Bromodichloromethane	ug/L	0.19 U	0.19 U		40	
Bromoform	ug/L	2.6 U	2.6 U		40	
Bromomethane	ug/L	4.0 U	4.0 U		40	J(v2)
Carbon disulfide	ug/L	0.45 U	0.45 U		40	
Carbon tetrachloride	ug/L	0.50 U	0.50 U		40	
Chlorobenzene	ug/L	0.50 U	0.50 U		40	
Chloroethane	ug/L	3.7 U	3.7 U		40	
Chloroform	ug/L	0.50 U	0.50 U		40	
Chloromethane	ug/L	0.97 U	0.97 U		40	
cis-1,2-Dichloroethene	ug/L	0.50 U	0.50 U		40	
cis-1,3-Dichloropropene	ug/L	0.17 U	0.17 U		40	
Dibromochloromethane	ug/L	0.45 U	0.45 U		40	
Dibromomethane	ug/L	0.68 U	0.68 U		40	
Ethylbenzene	ug/L	0.50 U	0.50 U		40	
Iodomethane	ug/L	9.3 U	9.3 U		40	J(v2)
Methylene Chloride	ug/L	2.0 U	2.0 U		40	
Styrene	ug/L	0.26 U	0.26 U		40	
Tetrachloroethene	ug/L	0.50 U	0.50 U		40	
Toluene	ug/L	0.50 U	0.50 U		40	
trans-1,2-Dichloroethene	ug/L	0.50 U	0.50 U		40	
trans-1,3-Dichloropropene	ug/L	0.17 U	0.17 U		40	
trans-1,4-Dichloro-2-butene	ug/L	2.5 U	2.5 U		40	J(v2)
Trichloroethene	ug/L	0.50 U	0.50 U		40	
Trichlorofluoromethane	ug/L	0.35 U	0.35 U		40	
Vinyl acetate	ug/L	0.19 U	0.19 U		40	
Vinyl chloride	ug/L	0.50 U	0.50 U		40	
Xylene (Total)	ug/L	1.0 U	1.0 U		40	
1,2-Dichloroethane-d4 (S)	%	104	103		40	
4-Bromofluorobenzene (S)	%	94	93		40	
Toluene-d8 (S)	%	99	99		40	

Results presented on this page are in the units indicated by the "Units" column except where an alternate unit is presented to the right of the result.

This report shall not be reproduced, except in full,
without the written consent of Pace Analytical Services, LLC.

Pace Analytical Services, LLC
8 East Tower Circle
Ormond Beach, FL 32174
(386)672-5668

QUALITY CONTROL DATA

Project: Lena Road Landfill
Pace Project No.: 35511217

QC Batch: 588934 Analysis Method: EPA 8260
QC Batch Method: EPA 8260 Analysis Description: 8260 MSV
Associated Lab Samples: 35511217001, 35511217002, 35511217003, 35511217004

METHOD BLANK: 3203253 Matrix: Water
Associated Lab Samples: 35511217001, 35511217002, 35511217003, 35511217004

Parameter	Units	Blank Result	Reporting Limit	MDL	Analyzed	Qualifiers
1,1,1,2-Tetrachloroethane	ug/L	0.32 U	1.0	0.32	11/20/19 23:34	
1,1,1-Trichloroethane	ug/L	0.30 U	1.0	0.30	11/20/19 23:34	
1,1,2,2-Tetrachloroethane	ug/L	0.20 U	0.50	0.20	11/20/19 23:34	
1,1,2-Trichloroethane	ug/L	0.30 U	1.0	0.30	11/20/19 23:34	
1,1-Dichloroethane	ug/L	0.34 U	1.0	0.34	11/20/19 23:34	
1,1-Dichloroethene	ug/L	0.27 U	1.0	0.27	11/20/19 23:34	
1,2,3-Trichloropropane	ug/L	1.1 U	2.0	1.1	11/20/19 23:34	
1,2-Dichlorobenzene	ug/L	0.29 U	1.0	0.29	11/20/19 23:34	
1,2-Dichloroethane	ug/L	0.27 U	1.0	0.27	11/20/19 23:34	
1,2-Dichloropropane	ug/L	0.23 U	1.0	0.23	11/20/19 23:34	
1,4-Dichlorobenzene	ug/L	0.28 U	1.0	0.28	11/20/19 23:34	
2-Butanone (MEK)	ug/L	7.5 U	10.0	7.5	11/20/19 23:34	
2-Hexanone	ug/L	0.85 U	10.0	0.85	11/20/19 23:34	
4-Methyl-2-pentanone (MIBK)	ug/L	0.32 U	10.0	0.32	11/20/19 23:34	
Acetone	ug/L	5.3 U	20.0	5.3	11/20/19 23:34	
Acrylonitrile	ug/L	3.7 U	10.0	3.7	11/20/19 23:34	
Benzene	ug/L	0.30 U	1.0	0.30	11/20/19 23:34	
Bromochloromethane	ug/L	0.37 U	1.0	0.37	11/20/19 23:34	
Bromodichloromethane	ug/L	0.19 U	0.60	0.19	11/20/19 23:34	
Bromoform	ug/L	2.6 U	3.0	2.6	11/20/19 23:34	
Bromomethane	ug/L	4.0 U	5.0	4.0	11/20/19 23:34	J(v2)
Carbon disulfide	ug/L	0.45 U	10.0	0.45	11/20/19 23:34	
Carbon tetrachloride	ug/L	1.1 U	3.0	1.1	11/20/19 23:34	
Chlorobenzene	ug/L	0.35 U	1.0	0.35	11/20/19 23:34	
Chloroethane	ug/L	3.7 U	10.0	3.7	11/20/19 23:34	
Chloroform	ug/L	0.32 U	1.0	0.32	11/20/19 23:34	
Chloromethane	ug/L	0.97 U	1.0	0.97	11/20/19 23:34	
cis-1,2-Dichloroethene	ug/L	0.27 U	1.0	0.27	11/20/19 23:34	
cis-1,3-Dichloropropene	ug/L	0.17 U	0.50	0.17	11/20/19 23:34	
Dibromochloromethane	ug/L	0.45 U	2.0	0.45	11/20/19 23:34	
Dibromomethane	ug/L	0.68 U	2.0	0.68	11/20/19 23:34	
Ethylbenzene	ug/L	0.30 U	1.0	0.30	11/20/19 23:34	
Iodomethane	ug/L	9.3 U	10.0	9.3	11/20/19 23:34	J(v2)
Methylene Chloride	ug/L	2.0 U	5.0	2.0	11/20/19 23:34	
Styrene	ug/L	0.26 U	1.0	0.26	11/20/19 23:34	
Tetrachloroethene	ug/L	0.38 U	1.0	0.38	11/20/19 23:34	
Toluene	ug/L	0.33 U	1.0	0.33	11/20/19 23:34	
trans-1,2-Dichloroethene	ug/L	0.23 U	1.0	0.23	11/20/19 23:34	
trans-1,3-Dichloropropene	ug/L	0.17 U	0.50	0.17	11/20/19 23:34	
trans-1,4-Dichloro-2-butene	ug/L	2.5 U	10.0	2.5	11/20/19 23:34	
Trichloroethene	ug/L	0.36 U	1.0	0.36	11/20/19 23:34	

Results presented on this page are in the units indicated by the "Units" column except where an alternate unit is presented to the right of the result.

This report shall not be reproduced, except in full,
without the written consent of Pace Analytical Services, LLC.

Pace Analytical Services, LLC
8 East Tower Circle
Ormond Beach, FL 32174
(386)672-5668

QUALITY CONTROL DATA

Project: Lena Road Landfill
Pace Project No.: 35511217

METHOD BLANK: 3203253 Matrix: Water
Associated Lab Samples: 35511217001, 35511217002, 35511217003, 35511217004

Parameter	Units	Blank Result	Reporting Limit	MDL	Analyzed	Qualifiers
Trichlorofluoromethane	ug/L	0.35 U	1.0	0.35	11/20/19 23:34	
Vinyl acetate	ug/L	0.19 U	10.0	0.19	11/20/19 23:34	
Vinyl chloride	ug/L	0.39 U	1.0	0.39	11/20/19 23:34	J(v1)
Xylene (Total)	ug/L	2.1 U	5.0	2.1	11/20/19 23:34	
1,2-Dichloroethane-d4 (S)	%	112	70-130		11/20/19 23:34	
4-Bromofluorobenzene (S)	%	101	70-130		11/20/19 23:34	
Toluene-d8 (S)	%	101	70-130		11/20/19 23:34	

LABORATORY CONTROL SAMPLE: 3203254

Parameter	Units	Spike Conc.	LCS Result	LCS % Rec	% Rec Limits	Qualifiers
1,1,1,2-Tetrachloroethane	ug/L	20	19.7	98	70-130	
1,1,1-Trichloroethane	ug/L	20	20.5	102	70-130	
1,1,2,2-Tetrachloroethane	ug/L	20	17.3	87	68-125	
1,1,2-Trichloroethane	ug/L	20	18.3	92	70-130	
1,1-Dichloroethane	ug/L	20	19.3	97	70-130	
1,1-Dichloroethene	ug/L	20	19.0	95	66-133	
1,2,3-Trichloropropane	ug/L	20	17.6	88	62-127	
1,2-Dichlorobenzene	ug/L	20	18.8	94	70-130	
1,2-Dichloroethane	ug/L	20	19.2	96	70-130	
1,2-Dichloropropane	ug/L	20	18.2	91	70-130	
1,4-Dichlorobenzene	ug/L	20	18.6	93	70-130	
2-Butanone (MEK)	ug/L	40	33.2	83	47-143	
2-Hexanone	ug/L	40	35.3	88	48-145	
4-Methyl-2-pentanone (MIBK)	ug/L	40	33.8	85	57-132	
Acetone	ug/L	40	39.0	98	46-148	
Acrylonitrile	ug/L	200	189	94	60-143	
Benzene	ug/L	20	19.1	96	70-130	
Bromochloromethane	ug/L	20	19.2	96	70-130	
Bromodichloromethane	ug/L	20	20.3	101	70-130	
Bromoform	ug/L	20	18.9	94	49-126	
Bromomethane	ug/L	20	9.6	48	10-165	J(v3)
Carbon disulfide	ug/L	20	23.7	118	60-141	
Carbon tetrachloride	ug/L	20	20.0	100	63-126	
Chlorobenzene	ug/L	20	19.0	95	70-130	
Chloroethane	ug/L	20	22.4	112	71-142	
Chloroform	ug/L	20	20.4	102	70-130	
Chloromethane	ug/L	20	20.7	103	40-140	
cis-1,2-Dichloroethene	ug/L	20	18.0	90	70-130	
cis-1,3-Dichloropropene	ug/L	20	21.1	105	70-130	
Dibromochloromethane	ug/L	20	19.2	96	62-118	
Dibromomethane	ug/L	20	19.1	95	70-130	
Ethylbenzene	ug/L	20	19.2	96	70-130	
Iodomethane	ug/L	40	28.2	71	10-164	J(v3)

Results presented on this page are in the units indicated by the "Units" column except where an alternate unit is presented to the right of the result.

This report shall not be reproduced, except in full,
without the written consent of Pace Analytical Services, LLC.

Pace Analytical Services, LLC
8 East Tower Circle
Ormond Beach, FL 32174
(386)672-5668

QUALITY CONTROL DATA

Project: Lena Road Landfill
Pace Project No.: 35511217

LABORATORY CONTROL SAMPLE: 3203254

Parameter	Units	Spike Conc.	LCS Result	LCS % Rec	% Rec Limits	Qualifiers
Methylene Chloride	ug/L	20	17.9	90	65-136	
Styrene	ug/L	20	20.5	103	70-130	
Tetrachloroethene	ug/L	20	18.0	90	64-134	
Toluene	ug/L	20	18.0	90	70-130	
trans-1,2-Dichloroethene	ug/L	20	18.0	90	68-127	
trans-1,3-Dichloropropene	ug/L	20	20.5	102	65-121	
trans-1,4-Dichloro-2-butene	ug/L	20	18.5	93	42-129	
Trichloroethene	ug/L	20	18.2	91	70-130	
Trichlorofluoromethane	ug/L	20	21.9	110	65-135	
Vinyl acetate	ug/L	20	22.4	112	60-144	
Vinyl chloride	ug/L	20	24.0	120	68-131	J(v1)
Xylene (Total)	ug/L	60	59.7	99	70-130	
1,2-Dichloroethane-d4 (S)	%			112	70-130	
4-Bromofluorobenzene (S)	%			102	70-130	
Toluene-d8 (S)	%			101	70-130	

MATRIX SPIKE SAMPLE: 3203277

Parameter	Units	35511510002 Result	Spike Conc.	MS Result	MS % Rec	% Rec Limits	Qualifiers
1,1,1,2-Tetrachloroethane	ug/L	0.32 U	20	19.4	97	70-130	
1,1,1-Trichloroethane	ug/L	0.30 U	20	21.3	106	70-130	
1,1,2,2-Tetrachloroethane	ug/L	0.20 U	20	17.3	87	68-125	
1,1,2-Trichloroethane	ug/L	0.30 U	20	18.4	92	70-130	
1,1-Dichloroethane	ug/L	0.34 U	20	19.8	99	70-130	
1,1-Dichloroethene	ug/L	0.27 U	20	20.1	101	66-133	
1,2,3-Trichloropropane	ug/L	1.1 U	20	17.4	87	62-127	
1,2-Dichlorobenzene	ug/L	0.29 U	20	17.6	88	70-130	
1,2-Dichloroethane	ug/L	0.27 U	20	18.9	95	70-130	
1,2-Dichloropropane	ug/L	0.23 U	20	17.9	89	70-130	
1,4-Dichlorobenzene	ug/L	0.28 U	20	17.9	89	70-130	
2-Butanone (MEK)	ug/L	7.5 U	40	29.2	73	47-143	
2-Hexanone	ug/L	0.85 U	40	32.8	82	48-145	
4-Methyl-2-pentanone (MIBK)	ug/L	0.32 U	40	32.9	82	57-132	
Acetone	ug/L	5.3 U	40	36.9	92	46-148	
Acrylonitrile	ug/L	3.7 U	200	176	88	60-143	
Benzene	ug/L	0.30 U	20	19.1	95	70-130	
Bromochloromethane	ug/L	0.37 U	20	18.0	90	70-130	
Bromodichloromethane	ug/L	0.19 U	20	20.7	104	70-130	
Bromoform	ug/L	2.6 U	20	18.7	94	49-126	
Bromomethane	ug/L	4.0 U	20	4.0 U	11	10-165	J(v3)
Carbon disulfide	ug/L	0.45 U	20	24.4	122	60-141	
Carbon tetrachloride	ug/L	1.1 U	20	21.1	106	63-126	
Chlorobenzene	ug/L	0.35 U	20	18.5	93	70-130	
Chloroethane	ug/L	3.7 U	20	22.0	110	71-142	
Chloroform	ug/L	0.32 U	20	20.6	103	70-130	

Results presented on this page are in the units indicated by the "Units" column except where an alternate unit is presented to the right of the result.

This report shall not be reproduced, except in full,
without the written consent of Pace Analytical Services, LLC.

Pace Analytical Services, LLC
8 East Tower Circle
Ormond Beach, FL 32174
(386)672-5668

QUALITY CONTROL DATA

Project: Lena Road Landfill
Pace Project No.: 35511217

MATRIX SPIKE SAMPLE: 3203277

Parameter	Units	35511510002 Result	Spike Conc.	MS Result	MS % Rec	% Rec Limits	Qualifiers
Chloromethane	ug/L	0.97 U	20	9.4	47	40-140	
cis-1,2-Dichloroethene	ug/L	0.27 U	20	18.0	90	70-130	
cis-1,3-Dichloropropene	ug/L	0.17 U	20	18.2	91	70-130	
Dibromochloromethane	ug/L	0.45 U	20	18.7	94	62-118	
Dibromomethane	ug/L	0.68 U	20	18.9	94	70-130	
Ethylbenzene	ug/L	0.30 U	20	18.8	94	70-130	
Iodomethane	ug/L	9.3 U	40	9.3 U	16	10-164	J(v3)
Methylene Chloride	ug/L	2.0 U	20	17.5	87	65-136	
Styrene	ug/L	0.26 U	20	19.5	98	70-130	
Tetrachloroethene	ug/L	0.38 U	20	16.3	82	64-134	
Toluene	ug/L	0.33 U	20	18.0	90	70-130	
trans-1,2-Dichloroethene	ug/L	0.23 U	20	18.0	90	68-127	
trans-1,3-Dichloropropene	ug/L	0.17 U	20	19.2	96	65-121	
trans-1,4-Dichloro-2-butene	ug/L	2.5 U	20	15.5	77	42-129	
Trichloroethene	ug/L	0.36 U	20	18.4	92	70-130	
Trichlorofluoromethane	ug/L	0.35 U	20	22.7	114	65-135	
Vinyl acetate	ug/L	0.19 U	20	19.5	98	60-144	
Vinyl chloride	ug/L	0.39 U	20	24.5	122	68-131	J(v1)
Xylene (Total)	ug/L	2.1 U	60	57.2	95	70-130	
1,2-Dichloroethane-d4 (S)	%				113	70-130	
4-Bromofluorobenzene (S)	%				102	70-130	
Toluene-d8 (S)	%				101	70-130	

SAMPLE DUPLICATE: 3203276

Parameter	Units	35511510001 Result	Dup Result	RPD	Max RPD	Qualifiers
1,1,1,2-Tetrachloroethane	ug/L	0.32 U	0.32 U		40	
1,1,1-Trichloroethane	ug/L	0.30 U	0.30 U		40	
1,1,2,2-Tetrachloroethane	ug/L	0.20 U	0.20 U		40	
1,1,2-Trichloroethane	ug/L	0.30 U	0.30 U		40	
1,1-Dichloroethane	ug/L	0.34 U	0.34 U		40	
1,1-Dichloroethene	ug/L	0.27 U	0.27 U		40	
1,2,3-Trichloropropane	ug/L	1.1 U	1.1 U		40	
1,2-Dichlorobenzene	ug/L	0.29 U	0.29 U		40	
1,2-Dichloroethane	ug/L	0.27 U	0.27 U		40	
1,2-Dichloropropane	ug/L	0.23 U	0.23 U		40	
1,4-Dichlorobenzene	ug/L	0.28 U	0.28 U		40	
2-Butanone (MEK)	ug/L	7.5 U	7.5 U		40	
2-Hexanone	ug/L	0.85 U	0.85 U		40	
4-Methyl-2-pentanone (MIBK)	ug/L	0.32 U	0.32 U		40	
Acetone	ug/L	5.3 U	5.3 U		40	
Acrylonitrile	ug/L	3.7 U	3.7 U		40	
Benzene	ug/L	0.30 U	0.30 U		40	
Bromochloromethane	ug/L	0.37 U	0.37 U		40	
Bromodichloromethane	ug/L	0.19 U	0.19 U		40	

Results presented on this page are in the units indicated by the "Units" column except where an alternate unit is presented to the right of the result.

This report shall not be reproduced, except in full,
without the written consent of Pace Analytical Services, LLC.

Pace Analytical Services, LLC
8 East Tower Circle
Ormond Beach, FL 32174
(386)672-5668

QUALITY CONTROL DATA

Project: Lena Road Landfill
Pace Project No.: 35511217

SAMPLE DUPLICATE: 3203276

Parameter	Units	35511510001 Result	Dup Result	RPD	Max RPD	Qualifiers
Bromoform	ug/L	2.6 U	2.6 U		40	
Bromomethane	ug/L	4.0 U	4.0 U		40	J(v2)
Carbon disulfide	ug/L	0.45 U	0.45 U		40	
Carbon tetrachloride	ug/L	1.1 U	1.1 U		40	
Chlorobenzene	ug/L	0.35 U	0.35 U		40	
Chloroethane	ug/L	3.7 U	3.7 U		40	
Chloroform	ug/L	0.32 U	0.32 U		40	
Chloromethane	ug/L	0.97 U	0.97 U		40	
cis-1,2-Dichloroethene	ug/L	0.27 U	0.27 U		40	
cis-1,3-Dichloropropene	ug/L	0.17 U	0.17 U		40	
Dibromochloromethane	ug/L	0.45 U	0.45 U		40	
Dibromomethane	ug/L	0.68 U	0.68 U		40	
Ethylbenzene	ug/L	0.30 U	0.30 U		40	
Iodomethane	ug/L	9.3 U	9.3 U		40	J(v2)
Methylene Chloride	ug/L	2.0 U	2.0 U		40	
Styrene	ug/L	0.26 U	0.26 U		40	
Tetrachloroethene	ug/L	0.38 U	0.38 U		40	
Toluene	ug/L	0.33 U	0.33 U		40	
trans-1,2-Dichloroethene	ug/L	0.23 U	0.23 U		40	
trans-1,3-Dichloropropene	ug/L	0.17 U	0.17 U		40	
trans-1,4-Dichloro-2-butene	ug/L	2.5 U	2.5 U		40	
Trichloroethene	ug/L	0.36 U	0.36 U		40	
Trichlorofluoromethane	ug/L	0.35 U	0.35 U		40	
Vinyl acetate	ug/L	0.19 U	0.19 U		40	
Vinyl chloride	ug/L	0.39 U	0.39 U		40	J(v1)
Xylene (Total)	ug/L	2.1 U	2.1 U		40	
1,2-Dichloroethane-d4 (S)	%	106	106		40	
4-Bromofluorobenzene (S)	%	104	104		40	
Toluene-d8 (S)	%	100	100		40	

Results presented on this page are in the units indicated by the "Units" column except where an alternate unit is presented to the right of the result.

This report shall not be reproduced, except in full,
without the written consent of Pace Analytical Services, LLC.

Pace Analytical Services, LLC
8 East Tower Circle
Ormond Beach, FL 32174
(386)672-5668

QUALITY CONTROL DATA

Project: Lena Road Landfill
Pace Project No.: 35511217

QC Batch: 584787 | Analysis Method: EPA 8011
QC Batch Method: EPA 8011 | Analysis Description: 8011 EDB DBCP
Associated Lab Samples: 35509684001, 35509684002, 35509684003, 35509684004, 35509684005, 35509684006, 35509684007, 35509684008, 35509684009, 35509684010

METHOD BLANK: 3179133 | Matrix: Water
Associated Lab Samples: 35509684001, 35509684002, 35509684003, 35509684004, 35509684005, 35509684006, 35509684007, 35509684008, 35509684009, 35509684010

Parameter	Units	Blank Result	Reporting Limit	MDL	Analyzed	Qualifiers
1,2-Dibromo-3-chloropropane	ug/L	0.0064 U	0.020	0.0064	11/07/19 22:51	
1,2-Dibromoethane (EDB)	ug/L	0.0075 U	0.010	0.0075	11/07/19 22:51	

LABORATORY CONTROL SAMPLE: 3179134

Parameter	Units	Spike Conc.	LCS Result	LCS % Rec	% Rec Limits	Qualifiers
1,2-Dibromo-3-chloropropane	ug/L	0.25	0.25	100	60-140	
1,2-Dibromoethane (EDB)	ug/L	0.25	0.25	99	60-140	

MATRIX SPIKE & MATRIX SPIKE DUPLICATE: 3179135 3179136

Parameter	Units	35509756002 Result	MS Spike Conc.	MSD Spike Conc.	MS Result	MSD Result	MS % Rec	MSD % Rec	% Rec Limits	RPD	Max RPD	Qual
1,2-Dibromo-3-chloropropane	ug/L	0.0065 U	0.44	0.44	0.56	0.56	128	129	60-140	0	40	
1,2-Dibromoethane (EDB)	ug/L	0.0077 U	0.44	0.44	0.50	0.49	113	113	60-140	0	40	

Results presented on this page are in the units indicated by the "Units" column except where an alternate unit is presented to the right of the result.

This report shall not be reproduced, except in full,
without the written consent of Pace Analytical Services, LLC.

Pace Analytical Services, LLC
8 East Tower Circle
Ormond Beach, FL 32174
(386)672-5668

QUALITY CONTROL DATA

Project: Lena Road Landfill
Pace Project No.: 35511217

QC Batch: 585185 | Analysis Method: EPA 8011
QC Batch Method: EPA 8011 | Analysis Description: 8011 EDB DBCP
Associated Lab Samples: 35510079001, 35510079002, 35510079003, 35510079004, 35510079005, 35510079006, 35510079007, 35510079008

METHOD BLANK: 3181774 | Matrix: Water
Associated Lab Samples: 35510079001, 35510079002, 35510079003, 35510079004, 35510079005, 35510079006, 35510079007, 35510079008

Parameter	Units	Blank Result	Reporting Limit	MDL	Analyzed	Qualifiers
1,2-Dibromo-3-chloropropane	ug/L	0.0064 U	0.020	0.0064	11/09/19 09:29	
1,2-Dibromoethane (EDB)	ug/L	0.0075 U	0.010	0.0075	11/09/19 09:29	

LABORATORY CONTROL SAMPLE: 3181775

Parameter	Units	Spike Conc.	LCS Result	LCS % Rec	% Rec Limits	Qualifiers
1,2-Dibromo-3-chloropropane	ug/L	0.25	0.19	76	60-140	
1,2-Dibromoethane (EDB)	ug/L	0.25	0.18	73	60-140	

MATRIX SPIKE & MATRIX SPIKE DUPLICATE: 3181776 3181777

Parameter	Units	35509288010 Result	MS Spike Conc.	MSD Spike Conc.	MS Result	MSD Result	MS % Rec	MSD % Rec	% Rec Limits	RPD	Max RPD	Qual
1,2-Dibromo-3-chloropropane	ug/L	<0.0070	0.44	0.44	0.55	0.52	126	118	60-140	7	40	
1,2-Dibromoethane (EDB)	ug/L	<0.0082	0.44	0.44	0.50	0.48	114	111	60-140	3	40	

Results presented on this page are in the units indicated by the "Units" column except where an alternate unit is presented to the right of the result.

This report shall not be reproduced, except in full,
without the written consent of Pace Analytical Services, LLC.

Pace Analytical Services, LLC
8 East Tower Circle
Ormond Beach, FL 32174
(386)672-5668

QUALITY CONTROL DATA

Project: Lena Road Landfill
Pace Project No.: 35511217

QC Batch: 585189 | Analysis Method: EPA 8011
QC Batch Method: EPA 8011 | Analysis Description: 8011 EDB DBCP
Associated Lab Samples: 35510079009, 35510079010, 35510079011

METHOD BLANK: 3181786 | Matrix: Water
Associated Lab Samples: 35510079009, 35510079010, 35510079011

Parameter	Units	Blank Result	Reporting Limit	MDL	Analyzed	Qualifiers
1,2-Dibromo-3-chloropropane	ug/L	0.0064 U	0.020	0.0064	11/09/19 15:59	
1,2-Dibromoethane (EDB)	ug/L	0.0075 U	0.010	0.0075	11/09/19 15:59	

LABORATORY CONTROL SAMPLE: 3181787

Parameter	Units	Spike Conc.	LCS Result	LCS % Rec	% Rec Limits	Qualifiers
1,2-Dibromo-3-chloropropane	ug/L	0.25	0.26	102	60-140	
1,2-Dibromoethane (EDB)	ug/L	0.25	0.24	95	60-140	

MATRIX SPIKE & MATRIX SPIKE DUPLICATE: 3181788 3181789

Parameter	Units	35510079009 Result	MS Spike Conc.	MSD Spike Conc.	MS Result	MSD Result	MS % Rec	MSD % Rec	% Rec Limits	RPD	Max RPD	Qual
1,2-Dibromo-3-chloropropane	ug/L	0.0067 U	0.44	0.44	0.63	0.47	145	108	60-140	29	40	J(M1)
1,2-Dibromoethane (EDB)	ug/L	0.0079 U	0.44	0.44	0.56	0.47	129	107	60-140	18	40	

Results presented on this page are in the units indicated by the "Units" column except where an alternate unit is presented to the right of the result.

This report shall not be reproduced, except in full,
without the written consent of Pace Analytical Services, LLC.

Pace Analytical Services, LLC
8 East Tower Circle
Ormond Beach, FL 32174
(386)672-5668

QUALITY CONTROL DATA

Project: Lena Road Landfill
Pace Project No.: 35511217

QC Batch: 586362 | Analysis Method: EPA 8011
QC Batch Method: EPA 8011 | Analysis Description: 8011 EDB DBCP
Associated Lab Samples: 35510571001, 35510571002, 35510571003, 35510571004, 35510571005, 35510571006, 35510571007, 35510571008, 35510571009, 35510571010

METHOD BLANK: 3188017 | Matrix: Water
Associated Lab Samples: 35510571001, 35510571002, 35510571003, 35510571004, 35510571005, 35510571006, 35510571007, 35510571008, 35510571009, 35510571010

Parameter	Units	Blank Result	Reporting Limit	MDL	Analyzed	Qualifiers
1,2-Dibromo-3-chloropropane	ug/L	0.0064 U	0.020	0.0064	11/13/19 02:27	
1,2-Dibromoethane (EDB)	ug/L	0.0075 U	0.010	0.0075	11/13/19 02:27	

LABORATORY CONTROL SAMPLE: 3188018

Parameter	Units	Spike Conc.	LCS Result	LCS % Rec	% Rec Limits	Qualifiers
1,2-Dibromo-3-chloropropane	ug/L	0.25	0.25	102	60-140	
1,2-Dibromoethane (EDB)	ug/L	0.25	0.25	102	60-140	

MATRIX SPIKE & MATRIX SPIKE DUPLICATE: 3188019 3188020

Parameter	Units	35511257001 Result	MS Spike Conc.	MSD Spike Conc.	MS Result	MSD Result	MS % Rec	MSD % Rec	% Rec Limits	RPD	Max RPD	Qual
1,2-Dibromo-3-chloropropane	ug/L	0.0074 U	0.44	0.44	0.52	0.52	119	119	60-140	0	40	
1,2-Dibromoethane (EDB)	ug/L	0.0086 U	0.44	0.44	0.50	0.52	115	119	60-140	3	40	

Results presented on this page are in the units indicated by the "Units" column except where an alternate unit is presented to the right of the result.

This report shall not be reproduced, except in full,
without the written consent of Pace Analytical Services, LLC.

Pace Analytical Services, LLC
8 East Tower Circle
Ormond Beach, FL 32174
(386)672-5668

QUALITY CONTROL DATA

Project: Lena Road Landfill
Pace Project No.: 35511217

QC Batch: 587223 | Analysis Method: EPA 8011
QC Batch Method: EPA 8011 | Analysis Description: 8011 EDB DBCP
Associated Lab Samples: 35510571011, 35510571013, 35511217001

METHOD BLANK: 3193235 | Matrix: Water
Associated Lab Samples: 35510571011, 35510571013, 35511217001

Parameter	Units	Blank Result	Reporting Limit	MDL	Analyzed	Qualifiers
1,2-Dibromo-3-chloropropane	ug/L	0.0064 U	0.020	0.0064	11/15/19 01:59	
1,2-Dibromoethane (EDB)	ug/L	0.0075 U	0.010	0.0075	11/15/19 01:59	

LABORATORY CONTROL SAMPLE: 3193236

Parameter	Units	Spike Conc.	LCS Result	LCS % Rec	% Rec Limits	Qualifiers
1,2-Dibromo-3-chloropropane	ug/L	0.25	0.23	92	60-140	
1,2-Dibromoethane (EDB)	ug/L	0.25	0.24	94	60-140	

MATRIX SPIKE & MATRIX SPIKE DUPLICATE: 3193237 3193238

Parameter	Units	35510572002 Result	MS Spike Conc.	MSD Spike Conc.	MS Result	MSD Result	MS % Rec	MSD % Rec	% Rec Limits	RPD	Max RPD	Qual
1,2-Dibromo-3-chloropropane	ug/L	0.0066 U	0.44	0.44	0.47	0.49	108	112	60-140	4	40	
1,2-Dibromoethane (EDB)	ug/L	0.0077 U	0.44	0.44	0.47	0.49	108	112	60-140	3	40	

Results presented on this page are in the units indicated by the "Units" column except where an alternate unit is presented to the right of the result.

This report shall not be reproduced, except in full,
without the written consent of Pace Analytical Services, LLC.

Pace Analytical Services, LLC
8 East Tower Circle
Ormond Beach, FL 32174
(386)672-5668

QUALITY CONTROL DATA

Project: Lena Road Landfill
Pace Project No.: 35511217

QC Batch: 587273 | Analysis Method: EPA 8011
QC Batch Method: EPA 8011 | Analysis Description: 8011 EDB DBCP
Associated Lab Samples: 35511217002, 35511217003, 35511217004, 35511217005

METHOD BLANK: 3193553 | Matrix: Water
Associated Lab Samples: 35511217002, 35511217003, 35511217004, 35511217005

Parameter	Units	Blank Result	Reporting Limit	MDL	Analyzed	Qualifiers
1,2-Dibromo-3-chloropropane	ug/L	0.0064 U	0.020	0.0064	11/18/19 17:55	
1,2-Dibromoethane (EDB)	ug/L	0.0075 U	0.010	0.0075	11/18/19 17:55	

LABORATORY CONTROL SAMPLE: 3193554

Parameter	Units	Spike Conc.	LCS Result	LCS % Rec	% Rec Limits	Qualifiers
1,2-Dibromo-3-chloropropane	ug/L	0.25	0.32	128	60-140	
1,2-Dibromoethane (EDB)	ug/L	0.25	0.28	114	60-140	

MATRIX SPIKE & MATRIX SPIKE DUPLICATE: 3193555 3193556

Parameter	Units	35511254007 Result	MS Spike Conc.	MSD Spike Conc.	MS Result	MSD Result	MS % Rec	MSD % Rec	% Rec Limits	RPD	Max RPD	Qual
1,2-Dibromo-3-chloropropane	ug/L	0.0069 U	0.44	0.44	0.64	0.72	147	164	60-140	11	40	J(M1)
1,2-Dibromoethane (EDB)	ug/L	0.0081 U	0.44	0.44	0.54	0.56	124	128	60-140	3	40	

Results presented on this page are in the units indicated by the "Units" column except where an alternate unit is presented to the right of the result.

This report shall not be reproduced, except in full,
without the written consent of Pace Analytical Services, LLC.

Pace Analytical Services, LLC
8 East Tower Circle
Ormond Beach, FL 32174
(386)672-5668

QUALITY CONTROL DATA

Project: Lena Road Landfill
Pace Project No.: 35511217

QC Batch: 584743 | Analysis Method: SM 2540C
QC Batch Method: SM 2540C | Analysis Description: 2540C Total Diss. Solids Tampa
Associated Lab Samples: 35509684001, 35509684002, 35509684003, 35509684004, 35509684005, 35509684006, 35509684007, 35509684008, 35509684009

METHOD BLANK: 3179044 | Matrix: Water
Associated Lab Samples: 35509684001, 35509684002, 35509684003, 35509684004, 35509684005, 35509684006, 35509684007, 35509684008, 35509684009

Parameter	Units	Blank Result	Reporting Limit	MDL	Analyzed	Qualifiers
Total Dissolved Solids	mg/L	5.0 U	5.0	5.0	11/06/19 14:44	

LABORATORY CONTROL SAMPLE: 3179045

Parameter	Units	Spike Conc.	LCS Result	LCS % Rec	% Rec Limits	Qualifiers
Total Dissolved Solids	mg/L	300	295	98	90-110	

SAMPLE DUPLICATE: 3179046

Parameter	Units	35509556001 Result	Dup Result	RPD	Max RPD	Qualifiers
Total Dissolved Solids	mg/L	482	485	1	5	

SAMPLE DUPLICATE: 3179047

Parameter	Units	35509675003 Result	Dup Result	RPD	Max RPD	Qualifiers
Total Dissolved Solids	mg/L	235	233	1	5	

Results presented on this page are in the units indicated by the "Units" column except where an alternate unit is presented to the right of the result.

This report shall not be reproduced, except in full,
without the written consent of Pace Analytical Services, LLC.

Pace Analytical Services, LLC
8 East Tower Circle
Ormond Beach, FL 32174
(386)672-5668

QUALITY CONTROL DATA

Project: Lena Road Landfill
Pace Project No.: 35511217

QC Batch: 586718 | Analysis Method: SM 2540C
QC Batch Method: SM 2540C | Analysis Description: 2540C Total Diss. Solids Tampa
Associated Lab Samples: 35511217001, 35511217002, 35511217003, 35511217004

METHOD BLANK: 3190741 | Matrix: Water
Associated Lab Samples: 35511217001, 35511217002, 35511217003, 35511217004

Parameter	Units	Blank Result	Reporting Limit	MDL	Analyzed	Qualifiers
Total Dissolved Solids	mg/L	5.0 U	5.0	5.0	11/13/19 15:07	

LABORATORY CONTROL SAMPLE: 3190742

Parameter	Units	Spike Conc.	LCS Result	LCS % Rec	% Rec Limits	Qualifiers
Total Dissolved Solids	mg/L	300	293	98	90-110	

SAMPLE DUPLICATE: 3190743

Parameter	Units	35510873001 Result	Dup Result	RPD	Max RPD	Qualifiers
Total Dissolved Solids	mg/L	22500	22900	2	5	

SAMPLE DUPLICATE: 3190744

Parameter	Units	35511340001 Result	Dup Result	RPD	Max RPD	Qualifiers
Total Dissolved Solids	mg/L	95.0	93.0	2	5	

Results presented on this page are in the units indicated by the "Units" column except where an alternate unit is presented to the right of the result.

This report shall not be reproduced, except in full,
without the written consent of Pace Analytical Services, LLC.

Pace Analytical Services, LLC
8 East Tower Circle
Ormond Beach, FL 32174
(386)672-5668

QUALITY CONTROL DATA

Project: Lena Road Landfill
Pace Project No.: 35511217

QC Batch: 587105 | Analysis Method: SM 2540D
QC Batch Method: SM 2540D | Analysis Description: 2540D Total Suspended Solids, Tampa
Associated Lab Samples: 35511217001, 35511217002, 35511217003, 35511217004

METHOD BLANK: 3192756 | Matrix: Water
Associated Lab Samples: 35511217001, 35511217002, 35511217003, 35511217004

Parameter	Units	Blank Result	Reporting Limit	MDL	Analyzed	Qualifiers
Total Suspended Solids	mg/L	1.0 U	1.0	1.0	11/14/19 09:10	

LABORATORY CONTROL SAMPLE & LCSD: 3192757 3192838

Parameter	Units	Spike Conc.	LCS Result	LCSD Result	LCS % Rec	LCSD % Rec	% Rec Limits	RPD	Max RPD	Qualifiers
Total Suspended Solids	mg/L	100	98.0	96.0	98	96	90-110	2	5	

Results presented on this page are in the units indicated by the "Units" column except where an alternate unit is presented to the right of the result.

This report shall not be reproduced, except in full,
without the written consent of Pace Analytical Services, LLC.

Pace Analytical Services, LLC
8 East Tower Circle
Ormond Beach, FL 32174
(386)672-5668

QUALITY CONTROL DATA

Project: Lena Road Landfill
Pace Project No.: 35511217

QC Batch: 586581 Analysis Method: SM 9222D
QC Batch Method: SM 9222D Analysis Description: 9222D MBIO Fecal Coliform Tampa
Associated Lab Samples: 35511217001, 35511217002, 35511217003, 35511217004

METHOD BLANK: 3189962 Matrix: Water
Associated Lab Samples: 35511217001, 35511217002, 35511217003, 35511217004

Parameter	Units	Blank Result	Reporting Limit	MDL	Analyzed	Qualifiers
Fecal Coliforms	CFU/100 mL	1.0 U	1.0	1.0	11/12/19 15:36	

Results presented on this page are in the units indicated by the "Units" column except where an alternate unit is presented to the right of the result.

This report shall not be reproduced, except in full,
without the written consent of Pace Analytical Services, LLC.

Pace Analytical Services, LLC
8 East Tower Circle
Ormond Beach, FL 32174
(386)672-5668

QUALITY CONTROL DATA

Project: Lena Road Landfill
Pace Project No.: 35511217

QC Batch: 587393 | Analysis Method: EPA 1631E
QC Batch Method: EPA 1631E | Analysis Description: 1631E Mercury,Low Level
Associated Lab Samples: 35511217001, 35511217002, 35511217003, 35511217004, 35511217006, 35511217007, 35511217008, 35511217009

METHOD BLANK: 3194473 | Matrix: Water
Associated Lab Samples: 35511217001, 35511217002, 35511217003, 35511217004, 35511217006, 35511217007, 35511217008, 35511217009

Parameter	Units	Blank Result	Reporting Limit	MDL	Analyzed	Qualifiers
Mercury	ng/L	0.20 U	0.50	0.20	11/15/19 11:01	

METHOD BLANK: 3194474 | Matrix: Water
Associated Lab Samples: 35511217001, 35511217002, 35511217003, 35511217004, 35511217006, 35511217007, 35511217008, 35511217009

Parameter	Units	Blank Result	Reporting Limit	MDL	Analyzed	Qualifiers
Mercury	ng/L	0.20 U	0.50	0.20	11/15/19 11:06	

METHOD BLANK: 3194475 | Matrix: Water
Associated Lab Samples: 35511217001, 35511217002, 35511217003, 35511217004, 35511217006, 35511217007, 35511217008, 35511217009

Parameter	Units	Blank Result	Reporting Limit	MDL	Analyzed	Qualifiers
Mercury	ng/L	0.20 U	0.50	0.20	11/15/19 11:11	

LABORATORY CONTROL SAMPLE: 3194476

Parameter	Units	Spike Conc.	LCS Result	LCS % Rec	% Rec Limits	Qualifiers
Mercury	ng/L	5	4.92	98	77-123	

MATRIX SPIKE & MATRIX SPIKE DUPLICATE: 3194477 3194478

Parameter	Units	2625302001 Result	MS Spike Conc.	MSD Spike Conc.	MS Result	MSD Result	MS % Rec	MSD % Rec	% Rec Limits	RPD	Max RPD	Qual
Mercury	ng/L	ND	0.5	0.5	0.607	0.631	86	91	71-125	4	24	

Results presented on this page are in the units indicated by the "Units" column except where an alternate unit is presented to the right of the result.

REPORT OF LABORATORY ANALYSIS

This report shall not be reproduced, except in full,
without the written consent of Pace Analytical Services, LLC.

Pace Analytical Services, LLC
8 East Tower Circle
Ormond Beach, FL 32174
(386)672-5668

QUALITY CONTROL DATA

Project: Lena Road Landfill
Pace Project No.: 35511217

MATRIX SPIKE & MATRIX SPIKE DUPLICATE: 3194479 3194480

Parameter	Units	35510160002 Result	MS Spike Conc.	MSD Spike Conc.	MS Result	MSD Result	MS % Rec	MSD % Rec	% Rec Limits	RPD	Max RPD	Qual
Mercury	ng/L	0.00151 ug/L	4	4	4.60	5.10	77	90	71-125	10	24	

Results presented on this page are in the units indicated by the "Units" column except where an alternate unit is presented to the right of the result.

This report shall not be reproduced, except in full,
without the written consent of Pace Analytical Services, LLC.

Pace Analytical Services, LLC
8 East Tower Circle
Ormond Beach, FL 32174
(386)672-5668

QUALITY CONTROL DATA

Project: Lena Road Landfill
Pace Project No.: 35511217

QC Batch: 585178 | Analysis Method: SM 2540C
QC Batch Method: SM 2540C | Analysis Description: 2540C Total Dissolved Solids
Associated Lab Samples: 35510079001, 35510079002, 35510079003, 35510079004

METHOD BLANK: 3181759 | Matrix: Water
Associated Lab Samples: 35510079001, 35510079002, 35510079003, 35510079004

Parameter	Units	Blank Result	Reporting Limit	MDL	Analyzed	Qualifiers
Total Dissolved Solids	mg/L	5.0 U	5.0	5.0	11/07/19 11:37	

LABORATORY CONTROL SAMPLE: 3181760

Parameter	Units	Spike Conc.	LCS Result	LCS % Rec	% Rec Limits	Qualifiers
Total Dissolved Solids	mg/L	300	306	102	90-110	

SAMPLE DUPLICATE: 3181761

Parameter	Units	35510143001 Result	Dup Result	RPD	Max RPD	Qualifiers
Total Dissolved Solids	mg/L	638	620	3	5	

SAMPLE DUPLICATE: 3181785

Parameter	Units	35510079004 Result	Dup Result	RPD	Max RPD	Qualifiers
Total Dissolved Solids	mg/L	323	319	1	5	

Results presented on this page are in the units indicated by the "Units" column except where an alternate unit is presented to the right of the result.

This report shall not be reproduced, except in full,
without the written consent of Pace Analytical Services, LLC.

Pace Analytical Services, LLC
8 East Tower Circle
Ormond Beach, FL 32174
(386)672-5668

QUALITY CONTROL DATA

Project: Lena Road Landfill
Pace Project No.: 35511217

QC Batch: 585221 | Analysis Method: SM 2540C
QC Batch Method: SM 2540C | Analysis Description: 2540C Total Dissolved Solids
Associated Lab Samples: 35510079005, 35510079006, 35510079007, 35510079008, 35510079009, 35510079010

METHOD BLANK: 3181897 | Matrix: Water
Associated Lab Samples: 35510079005, 35510079006, 35510079007, 35510079008, 35510079009, 35510079010

Parameter	Units	Blank Result	Reporting Limit	MDL	Analyzed	Qualifiers
Total Dissolved Solids	mg/L	5.0 U	5.0	5.0	11/07/19 13:58	

LABORATORY CONTROL SAMPLE: 3181898

Parameter	Units	Spike Conc.	LCS Result	LCS % Rec	% Rec Limits	Qualifiers
Total Dissolved Solids	mg/L	300	300	100	90-110	

SAMPLE DUPLICATE: 3181899

Parameter	Units	35510071002 Result	Dup Result	RPD	Max RPD	Qualifiers
Total Dissolved Solids	mg/L	187	184	2	5	

SAMPLE DUPLICATE: 3181900

Parameter	Units	35510079007 Result	Dup Result	RPD	Max RPD	Qualifiers
Total Dissolved Solids	mg/L	513	519	1	5	

Results presented on this page are in the units indicated by the "Units" column except where an alternate unit is presented to the right of the result.

This report shall not be reproduced, except in full,
without the written consent of Pace Analytical Services, LLC.

Pace Analytical Services, LLC
8 East Tower Circle
Ormond Beach, FL 32174
(386)672-5668

QUALITY CONTROL DATA

Project: Lena Road Landfill
Pace Project No.: 35511217

QC Batch: 585929 | Analysis Method: SM 2540C
QC Batch Method: SM 2540C | Analysis Description: 2540C Total Dissolved Solids
Associated Lab Samples: 35510571001, 35510571002, 35510571003, 35510571004

METHOD BLANK: 3186504 | Matrix: Water
Associated Lab Samples: 35510571001, 35510571002, 35510571003, 35510571004

Parameter	Units	Blank Result	Reporting Limit	MDL	Analyzed	Qualifiers
Total Dissolved Solids	mg/L	5.0 U	5.0	5.0	11/10/19 14:20	

LABORATORY CONTROL SAMPLE: 3186505

Parameter	Units	Spike Conc.	LCS Result	LCS % Rec	% Rec Limits	Qualifiers
Total Dissolved Solids	mg/L	300	318	106	90-110	

SAMPLE DUPLICATE: 3186506

Parameter	Units	35510345004 Result	Dup Result	RPD	Max RPD	Qualifiers
Total Dissolved Solids	mg/L	8260	8120	2	5	

SAMPLE DUPLICATE: 3186507

Parameter	Units	35510572001 Result	Dup Result	RPD	Max RPD	Qualifiers
Total Dissolved Solids	mg/L	344	340	1	5	

Results presented on this page are in the units indicated by the "Units" column except where an alternate unit is presented to the right of the result.

This report shall not be reproduced, except in full,
without the written consent of Pace Analytical Services, LLC.

Pace Analytical Services, LLC
8 East Tower Circle
Ormond Beach, FL 32174
(386)672-5668

QUALITY CONTROL DATA

Project: Lena Road Landfill
Pace Project No.: 35511217

QC Batch: 585931 | Analysis Method: SM 2540C
QC Batch Method: SM 2540C | Analysis Description: 2540C Total Dissolved Solids
Associated Lab Samples: 35510571005

METHOD BLANK: 3186528 | Matrix: Water
Associated Lab Samples: 35510571005

Parameter	Units	Blank Result	Reporting Limit	MDL	Analyzed	Qualifiers
Total Dissolved Solids	mg/L	5.0 U	5.0	5.0	11/10/19 12:54	

LABORATORY CONTROL SAMPLE: 3186529

Parameter	Units	Spike Conc.	LCS Result	LCS % Rec	% Rec Limits	Qualifiers
Total Dissolved Solids	mg/L	300	306	102	90-110	

SAMPLE DUPLICATE: 3186531

Parameter	Units	35510571005 Result	Dup Result	RPD	Max RPD	Qualifiers
Total Dissolved Solids	mg/L	411	448	9	5	J(D6)

Results presented on this page are in the units indicated by the "Units" column except where an alternate unit is presented to the right of the result.

This report shall not be reproduced, except in full,
without the written consent of Pace Analytical Services, LLC.

Pace Analytical Services, LLC
8 East Tower Circle
Ormond Beach, FL 32174
(386)672-5668

QUALITY CONTROL DATA

Project: Lena Road Landfill
Pace Project No.: 35511217

QC Batch: 586117 | Analysis Method: SM 2540C
QC Batch Method: SM 2540C | Analysis Description: 2540C Total Dissolved Solids
Associated Lab Samples: 35510571008, 35510571009, 35510571013

METHOD BLANK: 3187011 | Matrix: Water
Associated Lab Samples: 35510571008, 35510571009, 35510571013

Parameter	Units	Blank Result	Reporting Limit	MDL	Analyzed	Qualifiers
Total Dissolved Solids	mg/L	5.0 U	5.0	5.0	11/12/19 00:46	

LABORATORY CONTROL SAMPLE: 3187012

Parameter	Units	Spike Conc.	LCS Result	LCS % Rec	% Rec Limits	Qualifiers
Total Dissolved Solids	mg/L	300	315	105	90-110	

SAMPLE DUPLICATE: 3187013

Parameter	Units	35510655005 Result	Dup Result	RPD	Max RPD	Qualifiers
Total Dissolved Solids	mg/L	258	253	2	5	

SAMPLE DUPLICATE: 3187014

Parameter	Units	35510571009 Result	Dup Result	RPD	Max RPD	Qualifiers
Total Dissolved Solids	mg/L	360	357	1	5	

Results presented on this page are in the units indicated by the "Units" column except where an alternate unit is presented to the right of the result.

This report shall not be reproduced, except in full,
without the written consent of Pace Analytical Services, LLC.

Pace Analytical Services, LLC
8 East Tower Circle
Ormond Beach, FL 32174
(386)672-5668

QUALITY CONTROL DATA

Project: Lena Road Landfill
Pace Project No.: 35511217

QC Batch: 586520 | Analysis Method: SM 2540C
QC Batch Method: SM 2540C | Analysis Description: 2540C Total Dissolved Solids
Associated Lab Samples: 35510571006, 35510571007, 35510571010

METHOD BLANK: 3189319 | Matrix: Water
Associated Lab Samples: 35510571006, 35510571007, 35510571010

Parameter	Units	Blank Result	Reporting Limit	MDL	Analyzed	Qualifiers
Total Dissolved Solids	mg/L	5.0 U	5.0	5.0	11/12/19 14:39	

LABORATORY CONTROL SAMPLE: 3189320

Parameter	Units	Spike Conc.	LCS Result	LCS % Rec	% Rec Limits	Qualifiers
Total Dissolved Solids	mg/L	300	288	96	90-110	

SAMPLE DUPLICATE: 3189322

Parameter	Units	35510571007 Result	Dup Result	RPD	Max RPD	Qualifiers
Total Dissolved Solids	mg/L	213	208	2	5	

SAMPLE DUPLICATE: 3189401

Parameter	Units	35510645001 Result	Dup Result	RPD	Max RPD	Qualifiers
Total Dissolved Solids	mg/L	22.0	22.0	0	5	

Results presented on this page are in the units indicated by the "Units" column except where an alternate unit is presented to the right of the result.

This report shall not be reproduced, except in full,
without the written consent of Pace Analytical Services, LLC.

Pace Analytical Services, LLC
8 East Tower Circle
Ormond Beach, FL 32174
(386)672-5668

QUALITY CONTROL DATA

Project: Lena Road Landfill
Pace Project No.: 35511217

QC Batch: 586711 | Analysis Method: SM 5210B
QC Batch Method: SM 5210B | Analysis Description: 5210B BOD, 5 day
Associated Lab Samples: 35511217001, 35511217002, 35511217003, 35511217004

METHOD BLANK: 3190718 | Matrix: Water
Associated Lab Samples: 35511217001, 35511217002, 35511217003, 35511217004

Parameter	Units	Blank Result	Reporting Limit	MDL	Analyzed	Qualifiers
BOD, 5 day	mg/L	2.0 U	2.0	2.0	11/18/19 15:04	

LABORATORY CONTROL SAMPLE: 3190720

Parameter	Units	Spike Conc.	LCS Result	LCS % Rec	% Rec Limits	Qualifiers
BOD, 5 day	mg/L	199	208	105	85-115	

SAMPLE DUPLICATE: 3190721

Parameter	Units	35511217002 Result	Dup Result	RPD	Max RPD	Qualifiers
BOD, 5 day	mg/L	2.0 U	2.0 U		20	

Results presented on this page are in the units indicated by the "Units" column except where an alternate unit is presented to the right of the result.

This report shall not be reproduced, except in full,
without the written consent of Pace Analytical Services, LLC.

Pace Analytical Services, LLC
8 East Tower Circle
Ormond Beach, FL 32174
(386)672-5668

QUALITY CONTROL DATA

Project: Lena Road Landfill
Pace Project No.: 35511217

QC Batch: 586333 | Analysis Method: SM10200
QC Batch Method: SM10200 | Analysis Description: Chlorophyll & Pheophytin
Associated Lab Samples: 35511217001, 35511217002, 35511217003, 35511217004

METHOD BLANK: 3187890 | Matrix: Water
Associated Lab Samples: 35511217001, 35511217002, 35511217003, 35511217004

Parameter	Units	Blank Result	Reporting Limit	MDL	Analyzed	Qualifiers
Chlorophyll a	mg/m3	2.2 U	5.0	2.2	11/23/19 11:33	
Chlorophyll a (Corrected)	mg/m3	2.2 U	5.0	2.2	11/23/19 11:33	
Chlorophyll b	mg/m3	2.2 U	5.0	2.2	11/23/19 11:33	
Chlorophyll c	mg/m3	2.2 U	5.0	2.2	11/23/19 11:33	
Pheophytin	mg/m3	2.2 U	5.0	2.2	11/23/19 11:33	

LABORATORY CONTROL SAMPLE: 3187891

Parameter	Units	Spike Conc.	LCS Result	LCS % Rec	% Rec Limits	Qualifiers
Chlorophyll a	mg/m3	10	9.4	94	85-115	

SAMPLE DUPLICATE: 3187892

Parameter	Units	35511217002 Result	Dup Result	RPD	Max RPD	Qualifiers
Chlorophyll a	mg/m3	8.0	11.9	39	40	
Chlorophyll a (Corrected)	mg/m3	6.3	8.8	33	40	
Chlorophyll b	mg/m3	2.2 U	2.2 U		40	
Chlorophyll c	mg/m3	3.5 I	4.0 I		40	
Pheophytin	mg/m3	2.6 I	4.8 I		40	

Results presented on this page are in the units indicated by the "Units" column except where an alternate unit is presented to the right of the result.

This report shall not be reproduced, except in full,
without the written consent of Pace Analytical Services, LLC.

Pace Analytical Services, LLC
8 East Tower Circle
Ormond Beach, FL 32174
(386)672-5668

QUALITY CONTROL DATA

Project: Lena Road Landfill
Pace Project No.: 35511217

QC Batch: 585902 | Analysis Method: EPA 300.0
QC Batch Method: EPA 300.0 | Analysis Description: 300.0 IC Anions
Associated Lab Samples: 35509684001, 35509684002, 35509684003, 35509684004, 35509684005, 35509684006, 35509684007, 35509684008, 35509684009

METHOD BLANK: 3186447 | Matrix: Water
Associated Lab Samples: 35509684001, 35509684002, 35509684003, 35509684004, 35509684005, 35509684006, 35509684007, 35509684008, 35509684009

Parameter	Units	Blank Result	Reporting Limit	MDL	Analyzed	Qualifiers
Chloride	mg/L	2.5 U	5.0	2.5	11/11/19 09:47	

LABORATORY CONTROL SAMPLE: 3186448

Parameter	Units	Spike Conc.	LCS Result	LCS % Rec	% Rec Limits	Qualifiers
Chloride	mg/L	50	48.1	96	90-110	

MATRIX SPIKE & MATRIX SPIKE DUPLICATE: 3187839 3187840

Parameter	Units	35509684002 Result	MS Spike Conc.	MSD Spike Conc.	MS Result	MSD Result	MS % Rec	MSD % Rec	% Rec Limits	RPD	Max RPD	Qual
Chloride	mg/L	26.8	50	50	79.2	80.3	105	107	90-110	1	20	

Results presented on this page are in the units indicated by the "Units" column except where an alternate unit is presented to the right of the result.

This report shall not be reproduced, except in full,
without the written consent of Pace Analytical Services, LLC.

Pace Analytical Services, LLC
8 East Tower Circle
Ormond Beach, FL 32174
(386)672-5668

QUALITY CONTROL DATA

Project: Lena Road Landfill
Pace Project No.: 35511217

QC Batch: 586477 | Analysis Method: EPA 300.0
QC Batch Method: EPA 300.0 | Analysis Description: 300.0 IC Anions
Associated Lab Samples: 35510079001, 35510079002, 35510079003, 35510079004, 35510079005, 35510079006, 35510079007, 35510079008, 35510079009

METHOD BLANK: 3188900 | Matrix: Water
Associated Lab Samples: 35510079001, 35510079002, 35510079003, 35510079004, 35510079005, 35510079006, 35510079007, 35510079008, 35510079009

Parameter	Units	Blank Result	Reporting Limit	MDL	Analyzed	Qualifiers
Chloride	mg/L	2.5 U	5.0	2.5	11/12/19 21:33	

LABORATORY CONTROL SAMPLE: 3188901

Parameter	Units	Spike Conc.	LCS Result	LCS % Rec	% Rec Limits	Qualifiers
Chloride	mg/L	50	48.0	96	90-110	

MATRIX SPIKE & MATRIX SPIKE DUPLICATE: 3189260 3189261

Parameter	Units	35510073008 Result	MS Spike Conc.	MSD Spike Conc.	MS Result	MSD Result	MS % Rec	MSD % Rec	% Rec Limits	RPD	Max RPD	Qual
Chloride	mg/L	19.3	50	50	73.1	73.0	107	107	90-110	0	20	

Results presented on this page are in the units indicated by the "Units" column except where an alternate unit is presented to the right of the result.

This report shall not be reproduced, except in full,
without the written consent of Pace Analytical Services, LLC.

Pace Analytical Services, LLC
8 East Tower Circle
Ormond Beach, FL 32174
(386)672-5668

QUALITY CONTROL DATA

Project: Lena Road Landfill
Pace Project No.: 35511217

QC Batch: 586692
QC Batch Method: EPA 300.0
Analysis Method: EPA 300.0
Analysis Description: 300.0 IC Anions
Associated Lab Samples: 35510079010

METHOD BLANK: 3190524
Matrix: Water
Associated Lab Samples: 35510079010

Parameter	Units	Blank Result	Reporting Limit	MDL	Analyzed	Qualifiers
Chloride	mg/L	2.5 U	5.0	2.5	11/13/19 09:35	

LABORATORY CONTROL SAMPLE: 3190525

Parameter	Units	Spike Conc.	LCS Result	LCS % Rec	% Rec Limits	Qualifiers
Chloride	mg/L	50	47.6	95	90-110	

MATRIX SPIKE & MATRIX SPIKE DUPLICATE: 3191220 3191221

Parameter	Units	35510914001 Result	MS Spike Conc.	MSD Spike Conc.	MS Result	MSD Result	MS % Rec	MSD % Rec	% Rec Limits	RPD	Max RPD	Qual
Chloride	mg/L	40.0	50	50	92.9	93.4	106	107	90-110	1	20	

MATRIX SPIKE & MATRIX SPIKE DUPLICATE: 3191222 3191223

Parameter	Units	35511340001 Result	MS Spike Conc.	MSD Spike Conc.	MS Result	MSD Result	MS % Rec	MSD % Rec	% Rec Limits	RPD	Max RPD	Qual
Chloride	mg/L	17.7	50	50	68.8	68.7	102	102	90-110	0	20	

Results presented on this page are in the units indicated by the "Units" column except where an alternate unit is presented to the right of the result.

This report shall not be reproduced, except in full,
without the written consent of Pace Analytical Services, LLC.

Pace Analytical Services, LLC
8 East Tower Circle
Ormond Beach, FL 32174
(386)672-5668

QUALITY CONTROL DATA

Project: Lena Road Landfill
Pace Project No.: 35511217

QC Batch: 587233 | Analysis Method: EPA 300.0
QC Batch Method: EPA 300.0 | Analysis Description: 300.0 IC Anions
Associated Lab Samples: 35510571001

METHOD BLANK: 3193314 | Matrix: Water
Associated Lab Samples: 35510571001

Parameter	Units	Blank Result	Reporting Limit	MDL	Analyzed	Qualifiers
Chloride	mg/L	2.5 U	5.0	2.5	11/14/19 13:07	

LABORATORY CONTROL SAMPLE: 3193315

Parameter	Units	Spike Conc.	LCS Result	LCS % Rec	% Rec Limits	Qualifiers
Chloride	mg/L	50	53.2	106	90-110	

MATRIX SPIKE & MATRIX SPIKE DUPLICATE: 3193708 3193709

Parameter	Units	35510441001 Result	MS Spike Conc.	MSD Spike Conc.	MS Result	MSD Result	MS % Rec	MSD % Rec	% Rec Limits	RPD	Max RPD	Qual
Chloride	mg/L	2.5 U	50	50	52.9	52.9	102	102	90-110	0	20	

MATRIX SPIKE & MATRIX SPIKE DUPLICATE: 3193710 3193711

Parameter	Units	35511827009 Result	MS Spike Conc.	MSD Spike Conc.	MS Result	MSD Result	MS % Rec	MSD % Rec	% Rec Limits	RPD	Max RPD	Qual
Chloride	mg/L	7.9	50	50	62.6	61.5	110	107	90-110	2	20	

Results presented on this page are in the units indicated by the "Units" column except where an alternate unit is presented to the right of the result.

This report shall not be reproduced, except in full,
without the written consent of Pace Analytical Services, LLC.

Pace Analytical Services, LLC
8 East Tower Circle
Ormond Beach, FL 32174
(386)672-5668

QUALITY CONTROL DATA

Project: Lena Road Landfill
Pace Project No.: 35511217

QC Batch: 587293 | Analysis Method: EPA 300.0
QC Batch Method: EPA 300.0 | Analysis Description: 300.0 IC Anions
Associated Lab Samples: 35510571002, 35510571003, 35510571004, 35510571005, 35510571006, 35510571007, 35510571008, 35510571009, 35510571013

METHOD BLANK: 3193600 | Matrix: Water
Associated Lab Samples: 35510571002, 35510571003, 35510571004, 35510571005, 35510571006, 35510571007, 35510571008, 35510571009, 35510571013

Parameter	Units	Blank Result	Reporting Limit	MDL	Analyzed	Qualifiers
Chloride	mg/L	2.5 U	5.0	2.5	11/15/19 00:02	

LABORATORY CONTROL SAMPLE: 3193601

Parameter	Units	Spike Conc.	LCS Result	LCS % Rec	% Rec Limits	Qualifiers
Chloride	mg/L	50	53.3	107	90-110	

MATRIX SPIKE & MATRIX SPIKE DUPLICATE: 3193716 3193718

Parameter	Units	35510444002 Result	MS Spike Conc.	MSD Spike Conc.	MS Result	MSD Result	MS % Rec	MSD % Rec	% Rec Limits	RPD	Max RPD	Qual
Chloride	mg/L	83.4	50	50	142	142	118	118	90-110	0	20	J(M1), L

Results presented on this page are in the units indicated by the "Units" column except where an alternate unit is presented to the right of the result.

This report shall not be reproduced, except in full,
without the written consent of Pace Analytical Services, LLC.

Pace Analytical Services, LLC
8 East Tower Circle
Ormond Beach, FL 32174
(386)672-5668

QUALITY CONTROL DATA

Project: Lena Road Landfill
Pace Project No.: 35511217

QC Batch: 587364 | Analysis Method: EPA 300.0
QC Batch Method: EPA 300.0 | Analysis Description: 300.0 IC Anions
Associated Lab Samples: 35510571010

METHOD BLANK: 3194052 | Matrix: Water
Associated Lab Samples: 35510571010

Parameter	Units	Blank Result	Reporting Limit	MDL	Analyzed	Qualifiers
Chloride	mg/L	2.5 U	5.0	2.5	11/14/19 15:23	

LABORATORY CONTROL SAMPLE: 3194053

Parameter	Units	Spike Conc.	LCS Result	LCS % Rec	% Rec Limits	Qualifiers
Chloride	mg/L	50	48.0	96	90-110	

MATRIX SPIKE & MATRIX SPIKE DUPLICATE: 3194716 3194717

Parameter	Units	35510507003 Result	MS Spike Conc.	MSD Spike Conc.	MS Result	MSD Result	MS % Rec	MSD % Rec	% Rec Limits	RPD	Max RPD	Qual
Chloride	mg/L	44.7	100	100	148	150	104	106	90-110	1	20	

MATRIX SPIKE & MATRIX SPIKE DUPLICATE: 3194718 3194719

Parameter	Units	35510915001 Result	MS Spike Conc.	MSD Spike Conc.	MS Result	MSD Result	MS % Rec	MSD % Rec	% Rec Limits	RPD	Max RPD	Qual
Chloride	mg/L	43.2	50	50	99.3	97.6	112	109	90-110	2	20	J(M1)

Results presented on this page are in the units indicated by the "Units" column except where an alternate unit is presented to the right of the result.

This report shall not be reproduced, except in full,
without the written consent of Pace Analytical Services, LLC.

Pace Analytical Services, LLC
8 East Tower Circle
Ormond Beach, FL 32174
(386)672-5668

QUALITY CONTROL DATA

Project: Lena Road Landfill
Pace Project No.: 35511217

QC Batch: 585089 | Analysis Method: EPA 350.1
QC Batch Method: EPA 350.1 | Analysis Description: 350.1 Ammonia
Associated Lab Samples: 35510079001

METHOD BLANK: 3181310 | Matrix: Water
Associated Lab Samples: 35510079001

Parameter	Units	Blank Result	Reporting Limit	MDL	Analyzed	Qualifiers
Nitrogen, Ammonia	mg/L	0.035 U	0.050	0.035	11/11/19 15:26	

LABORATORY CONTROL SAMPLE: 3181311

Parameter	Units	Spike Conc.	LCS Result	LCS % Rec	% Rec Limits	Qualifiers
Nitrogen, Ammonia	mg/L	1	1.0	102	90-110	

MATRIX SPIKE SAMPLE: 3181313

Parameter	Units	35507919002 Result	Spike Conc.	MS Result	MS % Rec	% Rec Limits	Qualifiers
Nitrogen, Ammonia	mg/L	0.035 U	1	1.2	114	90-110	J(M1)

SAMPLE DUPLICATE: 3181312

Parameter	Units	35507919002 Result	Dup Result	RPD	Max RPD	Qualifiers
Nitrogen, Ammonia	mg/L	0.035 U	0.035 U		20	

Results presented on this page are in the units indicated by the "Units" column except where an alternate unit is presented to the right of the result.

This report shall not be reproduced, except in full,
without the written consent of Pace Analytical Services, LLC.

Pace Analytical Services, LLC
8 East Tower Circle
Ormond Beach, FL 32174
(386)672-5668

QUALITY CONTROL DATA

Project: Lena Road Landfill
Pace Project No.: 35511217

QC Batch: 585090 | Analysis Method: EPA 350.1
QC Batch Method: EPA 350.1 | Analysis Description: 350.1 Ammonia
Associated Lab Samples: 35510079002, 35510079003, 35510079004, 35510079005, 35510079006, 35510079007, 35510079008, 35510079009, 35510079010

METHOD BLANK: 3181315 | Matrix: Water
Associated Lab Samples: 35510079002, 35510079003, 35510079004, 35510079005, 35510079006, 35510079007, 35510079008, 35510079009, 35510079010

Parameter	Units	Blank Result	Reporting Limit	MDL	Analyzed	Qualifiers
Nitrogen, Ammonia	mg/L	0.035 U	0.050	0.035	11/12/19 13:21	

LABORATORY CONTROL SAMPLE: 3181316

Parameter	Units	Spike Conc.	LCS Result	LCS % Rec	% Rec Limits	Qualifiers
Nitrogen, Ammonia	mg/L	1	1.1	109	90-110	

MATRIX SPIKE SAMPLE: 3181318

Parameter	Units	35509919001 Result	Spike Conc.	MS Result	MS % Rec	% Rec Limits	Qualifiers
Nitrogen, Ammonia	mg/L	0.11	1	1.3	113	90-110	J(M1)

SAMPLE DUPLICATE: 3181317

Parameter	Units	35509919001 Result	Dup Result	RPD	Max RPD	Qualifiers
Nitrogen, Ammonia	mg/L	0.11	0.11	1	20	

Results presented on this page are in the units indicated by the "Units" column except where an alternate unit is presented to the right of the result.

This report shall not be reproduced, except in full,
without the written consent of Pace Analytical Services, LLC.

Pace Analytical Services, LLC
8 East Tower Circle
Ormond Beach, FL 32174
(386)672-5668

QUALITY CONTROL DATA

Project: Lena Road Landfill
Pace Project No.: 35511217

QC Batch: 586220 | Analysis Method: EPA 350.1
QC Batch Method: EPA 350.1 | Analysis Description: 350.1 Ammonia
Associated Lab Samples: 35509684001

METHOD BLANK: 3187360 | Matrix: Water
Associated Lab Samples: 35509684001

Parameter	Units	Blank Result	Reporting Limit	MDL	Analyzed	Qualifiers
Nitrogen, Ammonia	mg/L	0.035 U	0.050	0.035	11/13/19 23:12	

LABORATORY CONTROL SAMPLE: 3187361

Parameter	Units	Spike Conc.	LCS Result	LCS % Rec	% Rec Limits	Qualifiers
Nitrogen, Ammonia	mg/L	1	1.0	103	90-110	

MATRIX SPIKE SAMPLE: 3187363

Parameter	Units	35510865002 Result	Spike Conc.	MS Result	MS % Rec	% Rec Limits	Qualifiers
Nitrogen, Ammonia	mg/L	13.0	1	14.0	97	90-110	

SAMPLE DUPLICATE: 3187362

Parameter	Units	35510865002 Result	Dup Result	RPD	Max RPD	Qualifiers
Nitrogen, Ammonia	mg/L	13.0	13.0	0	20	

Results presented on this page are in the units indicated by the "Units" column except where an alternate unit is presented to the right of the result.

This report shall not be reproduced, except in full,
without the written consent of Pace Analytical Services, LLC.

Pace Analytical Services, LLC
8 East Tower Circle
Ormond Beach, FL 32174
(386)672-5668

QUALITY CONTROL DATA

Project: Lena Road Landfill
Pace Project No.: 35511217

QC Batch: 587175 | Analysis Method: EPA 350.1
QC Batch Method: EPA 350.1 | Analysis Description: 350.1 Ammonia
Associated Lab Samples: 35509684002, 35509684003, 35509684004, 35509684005, 35509684006, 35509684007, 35509684008, 35509684009

METHOD BLANK: 3192983 | Matrix: Water
Associated Lab Samples: 35509684002, 35509684003, 35509684004, 35509684005, 35509684006, 35509684007, 35509684008, 35509684009

Parameter	Units	Blank Result	Reporting Limit	MDL	Analyzed	Qualifiers
Nitrogen, Ammonia	mg/L	0.035 U	0.050	0.035	11/15/19 11:47	

LABORATORY CONTROL SAMPLE: 3192984

Parameter	Units	Spike Conc.	LCS Result	LCS % Rec	% Rec Limits	Qualifiers
Nitrogen, Ammonia	mg/L	1	1.0	102	90-110	

MATRIX SPIKE SAMPLE: 3192986

Parameter	Units	35509460001 Result	Spike Conc.	MS Result	MS % Rec	% Rec Limits	Qualifiers
Nitrogen, Ammonia	mg/L	0.035 U	1	1.0	100	90-110	

SAMPLE DUPLICATE: 3192985

Parameter	Units	35509460001 Result	Dup Result	RPD	Max RPD	Qualifiers
Nitrogen, Ammonia	mg/L	0.035 U	0.035 U		20	

Results presented on this page are in the units indicated by the "Units" column except where an alternate unit is presented to the right of the result.

This report shall not be reproduced, except in full,
without the written consent of Pace Analytical Services, LLC.

Pace Analytical Services, LLC
8 East Tower Circle
Ormond Beach, FL 32174
(386)672-5668

QUALITY CONTROL DATA

Project: Lena Road Landfill
Pace Project No.: 35511217

QC Batch: 588027 | Analysis Method: EPA 350.1
QC Batch Method: EPA 350.1 | Analysis Description: 350.1 Ammonia
Associated Lab Samples: 35510571001, 35510571002, 35510571003, 35510571004

METHOD BLANK: 3198562 | Matrix: Water
Associated Lab Samples: 35510571001, 35510571002, 35510571003, 35510571004

Parameter	Units	Blank Result	Reporting Limit	MDL	Analyzed	Qualifiers
Nitrogen, Ammonia	mg/L	0.035 U	0.050	0.035	11/18/19 12:45	

LABORATORY CONTROL SAMPLE: 3198563

Parameter	Units	Spike Conc.	LCS Result	LCS % Rec	% Rec Limits	Qualifiers
Nitrogen, Ammonia	mg/L	1	1.0	99	90-110	

MATRIX SPIKE SAMPLE: 3198565

Parameter	Units	35511260001 Result	Spike Conc.	MS Result	MS % Rec	% Rec Limits	Qualifiers
Nitrogen, Ammonia	mg/L	0.045 I	1	1.1	100	90-110	

SAMPLE DUPLICATE: 3198564

Parameter	Units	35511260001 Result	Dup Result	RPD	Max RPD	Qualifiers
Nitrogen, Ammonia	mg/L	0.045 I	0.035 U		20	

Results presented on this page are in the units indicated by the "Units" column except where an alternate unit is presented to the right of the result.

REPORT OF LABORATORY ANALYSIS

This report shall not be reproduced, except in full,
without the written consent of Pace Analytical Services, LLC.

Pace Analytical Services, LLC
8 East Tower Circle
Ormond Beach, FL 32174
(386)672-5668

QUALITY CONTROL DATA

Project: Lena Road Landfill
Pace Project No.: 35511217

QC Batch: 588028 | Analysis Method: EPA 350.1
QC Batch Method: EPA 350.1 | Analysis Description: 350.1 Ammonia
Associated Lab Samples: 35510571005, 35510571006, 35510571007, 35510571008, 35510571009, 35510571010, 35510571013

METHOD BLANK: 3198566 | Matrix: Water
Associated Lab Samples: 35510571005, 35510571006, 35510571007, 35510571008, 35510571009, 35510571010, 35510571013

Parameter	Units	Blank Result	Reporting Limit	MDL	Analyzed	Qualifiers
Nitrogen, Ammonia	mg/L	0.035 U	0.050	0.035	11/18/19 13:34	

LABORATORY CONTROL SAMPLE: 3198567

Parameter	Units	Spike Conc.	LCS Result	LCS % Rec	% Rec Limits	Qualifiers
Nitrogen, Ammonia	mg/L	1	1.0	102	90-110	

MATRIX SPIKE SAMPLE: 3198569

Parameter	Units	35510571005 Result	Spike Conc.	MS Result	MS % Rec	% Rec Limits	Qualifiers
Nitrogen, Ammonia	mg/L	0.99	1	2.0	101	90-110	

SAMPLE DUPLICATE: 3198568

Parameter	Units	35510571005 Result	Dup Result	RPD	Max RPD	Qualifiers
Nitrogen, Ammonia	mg/L	0.99	0.99	0	20	

Results presented on this page are in the units indicated by the "Units" column except where an alternate unit is presented to the right of the result.

This report shall not be reproduced, except in full,
without the written consent of Pace Analytical Services, LLC.

Pace Analytical Services, LLC
8 East Tower Circle
Ormond Beach, FL 32174
(386)672-5668

QUALITY CONTROL DATA

Project: Lena Road Landfill
Pace Project No.: 35511217

QC Batch: 590104 | Analysis Method: EPA 350.1
QC Batch Method: EPA 350.1 | Analysis Description: 350.1 Ammonia
Associated Lab Samples: 35511217001, 35511217002, 35511217003, 35511217004

METHOD BLANK: 3210786 | Matrix: Water
Associated Lab Samples: 35511217001, 35511217002, 35511217003, 35511217004

Parameter	Units	Blank Result	Reporting Limit	MDL	Analyzed	Qualifiers
Nitrogen, Ammonia	mg/L	0.035 U	0.050	0.035	11/25/19 11:29	

LABORATORY CONTROL SAMPLE: 3210787

Parameter	Units	Spike Conc.	LCS Result	LCS % Rec	% Rec Limits	Qualifiers
Nitrogen, Ammonia	mg/L	1	1.0	100	90-110	

MATRIX SPIKE SAMPLE: 3210789

Parameter	Units	35513346096 Result	Spike Conc.	MS Result	MS % Rec	% Rec Limits	Qualifiers
Nitrogen, Ammonia	mg/L	0.54	1	1.6	103	90-110	

SAMPLE DUPLICATE: 3210788

Parameter	Units	35513346096 Result	Dup Result	RPD	Max RPD	Qualifiers
Nitrogen, Ammonia	mg/L	0.54	0.53	2	20	

Results presented on this page are in the units indicated by the "Units" column except where an alternate unit is presented to the right of the result.

This report shall not be reproduced, except in full,
without the written consent of Pace Analytical Services, LLC.

Pace Analytical Services, LLC
8 East Tower Circle
Ormond Beach, FL 32174
(386)672-5668

QUALITY CONTROL DATA

Project: Lena Road Landfill
Pace Project No.: 35511217

QC Batch: 589751 | Analysis Method: EPA 351.2
QC Batch Method: EPA 351.2 | Analysis Description: 351.2 TKN
Associated Lab Samples: 35511217001

METHOD BLANK: 3209118 | Matrix: Water
Associated Lab Samples: 35511217001

Parameter	Units	Blank Result	Reporting Limit	MDL	Analyzed	Qualifiers
Nitrogen, Kjeldahl, Total	mg/L	0.086 U	0.50	0.086	11/25/19 15:39	

LABORATORY CONTROL SAMPLE: 3209119

Parameter	Units	Spike Conc.	LCS Result	LCS % Rec	% Rec Limits	Qualifiers
Nitrogen, Kjeldahl, Total	mg/L	20	19.3	96	90-110	

MATRIX SPIKE SAMPLE: 3209121

Parameter	Units	35511217001 Result	Spike Conc.	MS Result	MS % Rec	% Rec Limits	Qualifiers
Nitrogen, Kjeldahl, Total	mg/L	0.91	20	19.8	94	90-110	

MATRIX SPIKE SAMPLE: 3209123

Parameter	Units	35513346095 Result	Spike Conc.	MS Result	MS % Rec	% Rec Limits	Qualifiers
Nitrogen, Kjeldahl, Total	mg/L	0.90	20	19.7	94	90-110	

SAMPLE DUPLICATE: 3209120

Parameter	Units	35511217001 Result	Dup Result	RPD	Max RPD	Qualifiers
Nitrogen, Kjeldahl, Total	mg/L	0.91	0.96	5	20	

SAMPLE DUPLICATE: 3209122

Parameter	Units	35513346095 Result	Dup Result	RPD	Max RPD	Qualifiers
Nitrogen, Kjeldahl, Total	mg/L	0.90	0.97	8	20	

Results presented on this page are in the units indicated by the "Units" column except where an alternate unit is presented to the right of the result.

This report shall not be reproduced, except in full,
without the written consent of Pace Analytical Services, LLC.

Pace Analytical Services, LLC
8 East Tower Circle
Ormond Beach, FL 32174
(386)672-5668

QUALITY CONTROL DATA

Project: Lena Road Landfill
Pace Project No.: 35511217

QC Batch: 589883 | Analysis Method: EPA 351.2
QC Batch Method: EPA 351.2 | Analysis Description: 351.2 TKN
Associated Lab Samples: 35511217002, 35511217003, 35511217004

METHOD BLANK: 3210248 | Matrix: Water
Associated Lab Samples: 35511217002, 35511217003, 35511217004

Parameter	Units	Blank Result	Reporting Limit	MDL	Analyzed	Qualifiers
Nitrogen, Kjeldahl, Total	mg/L	0.086 U	0.50	0.086	11/26/19 12:18	

LABORATORY CONTROL SAMPLE: 3210249

Parameter	Units	Spike Conc.	LCS Result	LCS % Rec	% Rec Limits	Qualifiers
Nitrogen, Kjeldahl, Total	mg/L	20	18.5	92	90-110	

MATRIX SPIKE SAMPLE: 3210251

Parameter	Units	35511217002 Result	Spike Conc.	MS Result	MS % Rec	% Rec Limits	Qualifiers
Nitrogen, Kjeldahl, Total	mg/L	2.1	20	20.4	92	90-110	

MATRIX SPIKE SAMPLE: 3210253

Parameter	Units	35511743001 Result	Spike Conc.	MS Result	MS % Rec	% Rec Limits	Qualifiers
Nitrogen, Kjeldahl, Total	mg/L	0.67	20	19.2	93	90-110	

SAMPLE DUPLICATE: 3210250

Parameter	Units	35511217002 Result	Dup Result	RPD	Max RPD	Qualifiers
Nitrogen, Kjeldahl, Total	mg/L	2.1	2.2	5	20	

SAMPLE DUPLICATE: 3210252

Parameter	Units	35511743001 Result	Dup Result	RPD	Max RPD	Qualifiers
Nitrogen, Kjeldahl, Total	mg/L	0.67	0.69	3	20	

Results presented on this page are in the units indicated by the "Units" column except where an alternate unit is presented to the right of the result.

This report shall not be reproduced, except in full,
without the written consent of Pace Analytical Services, LLC.

Pace Analytical Services, LLC
8 East Tower Circle
Ormond Beach, FL 32174
(386)672-5668

QUALITY CONTROL DATA

Project: Lena Road Landfill
Pace Project No.: 35511217

QC Batch: 584646 | Analysis Method: EPA 353.2
QC Batch Method: EPA 353.2 | Analysis Description: 353.2 Nitrate + Nitrite, Unpres.
Associated Lab Samples: 35509684001, 35509684002

METHOD BLANK: 3178662 | Matrix: Water
Associated Lab Samples: 35509684001, 35509684002

Parameter	Units	Blank Result	Reporting Limit	MDL	Analyzed	Qualifiers
Nitrogen, Nitrate	mg/L	0.025 U	0.050	0.025	11/06/19 05:31	

SAMPLE DUPLICATE: 3178664

Parameter	Units	35509288008 Result	Dup Result	RPD	Max RPD	Qualifiers
Nitrogen, Nitrate	mg/L	<0.025	0.025 U		20	

SAMPLE DUPLICATE: 3178666

Parameter	Units	35509618001 Result	Dup Result	RPD	Max RPD	Qualifiers
Nitrogen, Nitrate	mg/L	0.069	0.060	15	20	

Results presented on this page are in the units indicated by the "Units" column except where an alternate unit is presented to the right of the result.

This report shall not be reproduced, except in full,
without the written consent of Pace Analytical Services, LLC.

Pace Analytical Services, LLC
8 East Tower Circle
Ormond Beach, FL 32174
(386)672-5668

QUALITY CONTROL DATA

Project: Lena Road Landfill
Pace Project No.: 35511217

QC Batch: 584647 | Analysis Method: EPA 353.2
QC Batch Method: EPA 353.2 | Analysis Description: 353.2 Nitrate + Nitrite, Unpres.
Associated Lab Samples: 35509684003, 35509684004, 35509684005, 35509684006, 35509684007, 35509684008, 35509684009

METHOD BLANK: 3178668 | Matrix: Water
Associated Lab Samples: 35509684003, 35509684004, 35509684005, 35509684006, 35509684007, 35509684008, 35509684009

Parameter	Units	Blank Result	Reporting Limit	MDL	Analyzed	Qualifiers
Nitrogen, Nitrate	mg/L	0.025 U	0.050	0.025	11/06/19 06:09	

SAMPLE DUPLICATE: 3178670

Parameter	Units	35509523003 Result	Dup Result	RPD	Max RPD	Qualifiers
Nitrogen, Nitrate	mg/L	0.025 U	0.025 U		20	

SAMPLE DUPLICATE: 3178672

Parameter	Units	35509684006 Result	Dup Result	RPD	Max RPD	Qualifiers
Nitrogen, Nitrate	mg/L	0.093	0.091	2	20	

Results presented on this page are in the units indicated by the "Units" column except where an alternate unit is presented to the right of the result.

This report shall not be reproduced, except in full,
without the written consent of Pace Analytical Services, LLC.

Pace Analytical Services, LLC
8 East Tower Circle
Ormond Beach, FL 32174
(386)672-5668

QUALITY CONTROL DATA

Project: Lena Road Landfill
Pace Project No.: 35511217

QC Batch: 585027 | Analysis Method: EPA 353.2
QC Batch Method: EPA 353.2 | Analysis Description: 353.2 Nitrate + Nitrite, Unpres.
Associated Lab Samples: 35510079001, 35510079002

METHOD BLANK: 3181108 | Matrix: Water
Associated Lab Samples: 35510079001, 35510079002

Parameter	Units	Blank Result	Reporting Limit	MDL	Analyzed	Qualifiers
Nitrogen, Nitrate	mg/L	0.025 U	0.050	0.025	11/07/19 05:49	

SAMPLE DUPLICATE: 3181110

Parameter	Units	35510065004 Result	Dup Result	RPD	Max RPD	Qualifiers
Nitrogen, Nitrate	mg/L	0.34	0.33	0	20	

SAMPLE DUPLICATE: 3181112

Parameter	Units	35510073002 Result	Dup Result	RPD	Max RPD	Qualifiers
Nitrogen, Nitrate	mg/L	0.047 I	0.046 I		20	

Results presented on this page are in the units indicated by the "Units" column except where an alternate unit is presented to the right of the result.

This report shall not be reproduced, except in full,
without the written consent of Pace Analytical Services, LLC.

Pace Analytical Services, LLC
8 East Tower Circle
Ormond Beach, FL 32174
(386)672-5668

QUALITY CONTROL DATA

Project: Lena Road Landfill
Pace Project No.: 35511217

QC Batch: 585028 | Analysis Method: EPA 353.2
QC Batch Method: EPA 353.2 | Analysis Description: 353.2 Nitrate + Nitrite, Unpres.
Associated Lab Samples: 35510079003

METHOD BLANK: 3181114 | Matrix: Water
Associated Lab Samples: 35510079003

Parameter	Units	Blank Result	Reporting Limit	MDL	Analyzed	Qualifiers
Nitrogen, Nitrate	mg/L	0.025 U	0.050	0.025	11/07/19 06:30	

SAMPLE DUPLICATE: 3181116

Parameter	Units	35510095002 Result	Dup Result	RPD	Max RPD	Qualifiers
Nitrogen, Nitrate	mg/L	<0.025	0.025 U		20	

SAMPLE DUPLICATE: 3181118

Parameter	Units	35509935001 Result	Dup Result	RPD	Max RPD	Qualifiers
Nitrogen, Nitrate	mg/L	0.025 U	0.025 U		20	

Results presented on this page are in the units indicated by the "Units" column except where an alternate unit is presented to the right of the result.

This report shall not be reproduced, except in full,
without the written consent of Pace Analytical Services, LLC.

Pace Analytical Services, LLC
8 East Tower Circle
Ormond Beach, FL 32174
(386)672-5668

QUALITY CONTROL DATA

Project: Lena Road Landfill
Pace Project No.: 35511217

QC Batch: 585029 | Analysis Method: EPA 353.2
QC Batch Method: EPA 353.2 | Analysis Description: 353.2 Nitrate + Nitrite, Unpres.
Associated Lab Samples: 35510079004, 35510079005, 35510079006

METHOD BLANK: 3181120 | Matrix: Water
Associated Lab Samples: 35510079004, 35510079005, 35510079006

Parameter	Units	Blank Result	Reporting Limit	MDL	Analyzed	Qualifiers
Nitrogen, Nitrate	mg/L	0.025 U	0.050	0.025	11/07/19 07:08	

SAMPLE DUPLICATE: 3181122

Parameter	Units	35510095005 Result	Dup Result	RPD	Max RPD	Qualifiers
Nitrogen, Nitrate	mg/L	<0.025	0.025 U		20	

SAMPLE DUPLICATE: 3181124

Parameter	Units	35510079005 Result	Dup Result	RPD	Max RPD	Qualifiers
Nitrogen, Nitrate	mg/L	0.025 U	0.025 U		20	

Results presented on this page are in the units indicated by the "Units" column except where an alternate unit is presented to the right of the result.

This report shall not be reproduced, except in full,
without the written consent of Pace Analytical Services, LLC.

Pace Analytical Services, LLC
8 East Tower Circle
Ormond Beach, FL 32174
(386)672-5668

QUALITY CONTROL DATA

Project: Lena Road Landfill
Pace Project No.: 35511217

QC Batch: 585030 | Analysis Method: EPA 353.2
QC Batch Method: EPA 353.2 | Analysis Description: 353.2 Nitrate + Nitrite, Unpres.
Associated Lab Samples: 35510079007, 35510079008, 35510079009, 35510079010

METHOD BLANK: 3181126 | Matrix: Water
Associated Lab Samples: 35510079007, 35510079008, 35510079009, 35510079010

Parameter	Units	Blank Result	Reporting Limit	MDL	Analyzed	Qualifiers
Nitrogen, Nitrate	mg/L	0.025 U	0.050	0.025	11/07/19 07:49	

SAMPLE DUPLICATE: 3181128

Parameter	Units	35510071005 Result	Dup Result	RPD	Max RPD	Qualifiers
Nitrogen, Nitrate	mg/L	0.025 U	0.025 U		20	

Results presented on this page are in the units indicated by the "Units" column except where an alternate unit is presented to the right of the result.

This report shall not be reproduced, except in full,
without the written consent of Pace Analytical Services, LLC.

Pace Analytical Services, LLC
8 East Tower Circle
Ormond Beach, FL 32174
(386)672-5668

QUALITY CONTROL DATA

Project: Lena Road Landfill
Pace Project No.: 35511217

QC Batch: 585437 | Analysis Method: EPA 353.2
QC Batch Method: EPA 353.2 | Analysis Description: 353.2 Nitrate + Nitrite, Unpres.
Associated Lab Samples: 35510571001, 35510571002, 35510571010

METHOD BLANK: 3183561 | Matrix: Water
Associated Lab Samples: 35510571001, 35510571002, 35510571010

Parameter	Units	Blank Result	Reporting Limit	MDL	Analyzed	Qualifiers
Nitrogen, Nitrate	mg/L	0.025 U	0.050	0.025	11/08/19 06:03	

SAMPLE DUPLICATE: 3183563

Parameter	Units	35510416001 Result	Dup Result	RPD	Max RPD	Qualifiers
Nitrogen, Nitrate	mg/L	0.025 U	0.025 U		20	

SAMPLE DUPLICATE: 3183565

Parameter	Units	35510571010 Result	Dup Result	RPD	Max RPD	Qualifiers
Nitrogen, Nitrate	mg/L	0.025 U	0.025 U		20	

Results presented on this page are in the units indicated by the "Units" column except where an alternate unit is presented to the right of the result.

This report shall not be reproduced, except in full,
without the written consent of Pace Analytical Services, LLC.

Pace Analytical Services, LLC
8 East Tower Circle
Ormond Beach, FL 32174
(386)672-5668

QUALITY CONTROL DATA

Project: Lena Road Landfill
Pace Project No.: 35511217

QC Batch: 585442 | Analysis Method: EPA 353.2
QC Batch Method: EPA 353.2 | Analysis Description: 353.2 Nitrate + Nitrite, Unpres.
Associated Lab Samples: 35510571003, 35510571004, 35510571005

METHOD BLANK: 3183589 | Matrix: Water
Associated Lab Samples: 35510571003, 35510571004, 35510571005

Parameter	Units	Blank Result	Reporting Limit	MDL	Analyzed	Qualifiers
Nitrogen, Nitrate	mg/L	0.025 U	0.050	0.025	11/08/19 07:22	

SAMPLE DUPLICATE: 3183591

Parameter	Units	35510571003 Result	Dup Result	RPD	Max RPD	Qualifiers
Nitrogen, Nitrate	mg/L	0.34	0.34	0	20	

Results presented on this page are in the units indicated by the "Units" column except where an alternate unit is presented to the right of the result.

This report shall not be reproduced, except in full,
without the written consent of Pace Analytical Services, LLC.

Pace Analytical Services, LLC
8 East Tower Circle
Ormond Beach, FL 32174
(386)672-5668

QUALITY CONTROL DATA

Project: Lena Road Landfill
Pace Project No.: 35511217

QC Batch: 585695 | Analysis Method: EPA 353.2
QC Batch Method: EPA 353.2 | Analysis Description: 353.2 Nitrate + Nitrite, Unpres.
Associated Lab Samples: 35510571006, 35510571007

METHOD BLANK: 3184690 | Matrix: Water
Associated Lab Samples: 35510571006, 35510571007

Parameter	Units	Blank Result	Reporting Limit	MDL	Analyzed	Qualifiers
Nitrogen, Nitrate	mg/L	0.025 U	0.050	0.025	11/08/19 16:37	

SAMPLE DUPLICATE: 3184692

Parameter	Units	35510591001 Result	Dup Result	RPD	Max RPD	Qualifiers
Nitrogen, Nitrate	mg/L	2.8	2.9	2	20	

SAMPLE DUPLICATE: 3184694

Parameter	Units	35510657003 Result	Dup Result	RPD	Max RPD	Qualifiers
Nitrogen, Nitrate	mg/L	0.039 I	0.037 I		20	

Results presented on this page are in the units indicated by the "Units" column except where an alternate unit is presented to the right of the result.

This report shall not be reproduced, except in full,
without the written consent of Pace Analytical Services, LLC.

Pace Analytical Services, LLC
8 East Tower Circle
Ormond Beach, FL 32174
(386)672-5668

QUALITY CONTROL DATA

Project: Lena Road Landfill
Pace Project No.: 35511217

QC Batch: 585697 | Analysis Method: EPA 353.2
QC Batch Method: EPA 353.2 | Analysis Description: 353.2 Nitrate + Nitrite, Unpres.
Associated Lab Samples: 35510571008, 35510571009, 35510571013

METHOD BLANK: 3184705 | Matrix: Water
Associated Lab Samples: 35510571008, 35510571009, 35510571013

Parameter	Units	Blank Result	Reporting Limit	MDL	Analyzed	Qualifiers
Nitrogen, Nitrate	mg/L	0.025 U	0.050	0.025	11/08/19 17:19	

SAMPLE DUPLICATE: 3184707

Parameter	Units	35510571008 Result	Dup Result	RPD	Max RPD	Qualifiers
Nitrogen, Nitrate	mg/L	0.025 U	0.025 U		20	

SAMPLE DUPLICATE: 3184914

Parameter	Units	35510592001 Result	Dup Result	RPD	Max RPD	Qualifiers
Nitrogen, Nitrate	mg/L	0.025 U	0.025 U		20	

Results presented on this page are in the units indicated by the "Units" column except where an alternate unit is presented to the right of the result.

This report shall not be reproduced, except in full,
without the written consent of Pace Analytical Services, LLC.

Pace Analytical Services, LLC
8 East Tower Circle
Ormond Beach, FL 32174
(386)672-5668

QUALITY CONTROL DATA

Project: Lena Road Landfill
Pace Project No.: 35511217

QC Batch: 586308 | Analysis Method: EPA 353.2
QC Batch Method: EPA 353.2 | Analysis Description: 353.2 Nitrate + Nitrite, Unpres.
Associated Lab Samples: 35511217001, 35511217002, 35511217003, 35511217004

METHOD BLANK: 3187772 | Matrix: Water
Associated Lab Samples: 35511217001, 35511217002, 35511217003, 35511217004

Parameter	Units	Blank Result	Reporting Limit	MDL	Analyzed	Qualifiers
Nitrogen, Nitrate	mg/L	0.025 U	0.050	0.025	11/12/19 06:10	
Nitrogen, NO2 plus NO3	mg/L	0.033 U	0.050	0.033	11/12/19 06:10	

LABORATORY CONTROL SAMPLE: 3187773

Parameter	Units	Spike Conc.	LCS Result	LCS % Rec	% Rec Limits	Qualifiers
Nitrogen, NO2 plus NO3	mg/L	2	2.1	106	90-110	

MATRIX SPIKE SAMPLE: 3187775

Parameter	Units	35511217002 Result	Spike Conc.	MS Result	MS % Rec	% Rec Limits	Qualifiers
Nitrogen, NO2 plus NO3	mg/L	0.033 U	2	1.9	96	90-110	

SAMPLE DUPLICATE: 3187774

Parameter	Units	35511217002 Result	Dup Result	RPD	Max RPD	Qualifiers
Nitrogen, Nitrate	mg/L	0.025 U	0.025 U		20	
Nitrogen, NO2 plus NO3	mg/L	0.033 U	0.033 U		20	

Results presented on this page are in the units indicated by the "Units" column except where an alternate unit is presented to the right of the result.

This report shall not be reproduced, except in full,
without the written consent of Pace Analytical Services, LLC.

Pace Analytical Services, LLC
8 East Tower Circle
Ormond Beach, FL 32174
(386)672-5668

QUALITY CONTROL DATA

Project: Lena Road Landfill
Pace Project No.: 35511217

QC Batch: 589753 | Analysis Method: EPA 365.4
QC Batch Method: EPA 365.4 | Analysis Description: 365.4 Phosphorus
Associated Lab Samples: 35511217001

METHOD BLANK: 3209130 | Matrix: Water
Associated Lab Samples: 35511217001

Parameter	Units	Blank Result	Reporting Limit	MDL	Analyzed	Qualifiers
Phosphorus, Total (as P)	mg/L	0.050 U	0.10	0.050	11/25/19 16:13	

LABORATORY CONTROL SAMPLE: 3209131

Parameter	Units	Spike Conc.	LCS Result	LCS % Rec	% Rec Limits	Qualifiers
Phosphorus, Total (as P)	mg/L	4	3.7	93	90-110	

MATRIX SPIKE SAMPLE: 3209133

Parameter	Units	35511217001 Result	Spike Conc.	MS Result	MS % Rec	% Rec Limits	Qualifiers
Phosphorus, Total (as P)	mg/L	0.32	4	4.1	95	80-120	

SAMPLE DUPLICATE: 3209132

Parameter	Units	35511217001 Result	Dup Result	RPD	Max RPD	Qualifiers
Phosphorus, Total (as P)	mg/L	0.32	0.31	1	20	

Results presented on this page are in the units indicated by the "Units" column except where an alternate unit is presented to the right of the result.

This report shall not be reproduced, except in full,
without the written consent of Pace Analytical Services, LLC.

Pace Analytical Services, LLC
8 East Tower Circle
Ormond Beach, FL 32174
(386)672-5668

QUALITY CONTROL DATA

Project: Lena Road Landfill
Pace Project No.: 35511217

QC Batch: 589884 | Analysis Method: EPA 365.4
QC Batch Method: EPA 365.4 | Analysis Description: 365.4 Phosphorus
Associated Lab Samples: 35511217002, 35511217003, 35511217004

METHOD BLANK: 3210254 | Matrix: Water
Associated Lab Samples: 35511217002, 35511217003, 35511217004

Parameter	Units	Blank Result	Reporting Limit	MDL	Analyzed	Qualifiers
Phosphorus, Total (as P)	mg/L	0.050 U	0.10	0.050	11/26/19 12:50	

LABORATORY CONTROL SAMPLE: 3210255

Parameter	Units	Spike Conc.	LCS Result	LCS % Rec	% Rec Limits	Qualifiers
Phosphorus, Total (as P)	mg/L	4	3.7	92	90-110	

MATRIX SPIKE SAMPLE: 3210257

Parameter	Units	35511217002 Result	Spike Conc.	MS Result	MS % Rec	% Rec Limits	Qualifiers
Phosphorus, Total (as P)	mg/L	0.78	4	4.5	94	80-120	

MATRIX SPIKE SAMPLE: 3210259

Parameter	Units	35511743001 Result	Spike Conc.	MS Result	MS % Rec	% Rec Limits	Qualifiers
Phosphorus, Total (as P)	mg/L	0.089 I	4	3.9	94	80-120	

SAMPLE DUPLICATE: 3210256

Parameter	Units	35511217002 Result	Dup Result	RPD	Max RPD	Qualifiers
Phosphorus, Total (as P)	mg/L	0.78	0.80	3	20	

SAMPLE DUPLICATE: 3210258

Parameter	Units	35511743001 Result	Dup Result	RPD	Max RPD	Qualifiers
Phosphorus, Total (as P)	mg/L	0.089 I	0.081 I		20	

Results presented on this page are in the units indicated by the "Units" column except where an alternate unit is presented to the right of the result.

This report shall not be reproduced, except in full,
without the written consent of Pace Analytical Services, LLC.

Pace Analytical Services, LLC
8 East Tower Circle
Ormond Beach, FL 32174
(386)672-5668

QUALITY CONTROL DATA

Project: Lena Road Landfill
Pace Project No.: 35511217

QC Batch: 587825 | Analysis Method: EPA 410.4
QC Batch Method: EPA 410.4 | Analysis Description: 410.4 COD
Associated Lab Samples: 35511217001, 35511217002, 35511217003, 35511217004

METHOD BLANK: 3197565 | Matrix: Water
Associated Lab Samples: 35511217001, 35511217002, 35511217003, 35511217004

Parameter	Units	Blank Result	Reporting Limit	MDL	Analyzed	Qualifiers
Chemical Oxygen Demand	mg/L	12.5 U	20.0	12.5	11/16/19 16:48	

LABORATORY CONTROL SAMPLE: 3197566

Parameter	Units	Spike Conc.	LCS Result	LCS % Rec	% Rec Limits	Qualifiers
Chemical Oxygen Demand	mg/L	494	504	102	90-110	

MATRIX SPIKE SAMPLE: 3197568

Parameter	Units	35510506001 Result	Spike Conc.	MS Result	MS % Rec	% Rec Limits	Qualifiers
Chemical Oxygen Demand	mg/L	4400	1980	5690	66	90-110	J(M1)

MATRIX SPIKE SAMPLE: 3197570

Parameter	Units	35511217004 Result	Spike Conc.	MS Result	MS % Rec	% Rec Limits	Qualifiers
Chemical Oxygen Demand	mg/L	12.5 U	494	518	103	90-110	

SAMPLE DUPLICATE: 3197567

Parameter	Units	35510506001 Result	Dup Result	RPD	Max RPD	Qualifiers
Chemical Oxygen Demand	mg/L	4400	4150	6	20	

SAMPLE DUPLICATE: 3197569

Parameter	Units	35511217004 Result	Dup Result	RPD	Max RPD	Qualifiers
Chemical Oxygen Demand	mg/L	12.5 U	12.5 U		20	

Results presented on this page are in the units indicated by the "Units" column except where an alternate unit is presented to the right of the result.

This report shall not be reproduced, except in full,
without the written consent of Pace Analytical Services, LLC.

Pace Analytical Services, LLC
8 East Tower Circle
Ormond Beach, FL 32174
(386)672-5668

QUALITY CONTROL DATA

Project: Lena Road Landfill
Pace Project No.: 35511217

QC Batch: 586346 | Analysis Method: SM 5310B
QC Batch Method: SM 5310B | Analysis Description: 5310B TOC
Associated Lab Samples: 35511217001, 35511217002, 35511217003, 35511217004

METHOD BLANK: 3187959 | Matrix: Water
Associated Lab Samples: 35511217001, 35511217002, 35511217003, 35511217004

Parameter	Units	Blank Result	Reporting Limit	MDL	Analyzed	Qualifiers
Total Organic Carbon	mg/L	0.50 U	1.0	0.50	11/12/19 13:40	

LABORATORY CONTROL SAMPLE: 3187960

Parameter	Units	Spike Conc.	LCS Result	LCS % Rec	% Rec Limits	Qualifiers
Total Organic Carbon	mg/L	20	19.8	99	90-110	

MATRIX SPIKE & MATRIX SPIKE DUPLICATE: 3187961 3187962

Parameter	Units	92452772001 Result	MS Spike Conc.	MSD Spike Conc.	MS Result	MSD Result	MS % Rec	MSD % Rec	% Rec Limits	RPD	Max RPD	Qual
Total Organic Carbon	mg/L	4.0	20	20	24.5	24.5	102	102	80-120	0	20	

MATRIX SPIKE & MATRIX SPIKE DUPLICATE: 3187963 3187964

Parameter	Units	35511217001 Result	MS Spike Conc.	MSD Spike Conc.	MS Result	MSD Result	MS % Rec	MSD % Rec	% Rec Limits	RPD	Max RPD	Qual
Total Organic Carbon	mg/L	20.7	20	20	40.4	40.1	98	97	80-120	1	20	

Results presented on this page are in the units indicated by the "Units" column except where an alternate unit is presented to the right of the result.

This report shall not be reproduced, except in full,
without the written consent of Pace Analytical Services, LLC.

Pace Analytical Services, LLC
8 East Tower Circle
Ormond Beach, FL 32174
(386)672-5668

QUALIFIERS

Project: Lena Road Landfill
Pace Project No.: 35511217

DEFINITIONS

DF - Dilution Factor, if reported, represents the factor applied to the reported data due to dilution of the sample aliquot.

ND - Not Detected at or above adjusted reporting limit.

TNTC - Too Numerous To Count

MDL - Adjusted Method Detection Limit.

PQL - Practical Quantitation Limit.

RL - Reporting Limit - The lowest concentration value that meets project requirements for quantitative data with known precision and bias for a specific analyte in a specific matrix.

S - Surrogate

1,2-Diphenylhydrazine decomposes to and cannot be separated from Azobenzene using Method 8270. The result for each analyte is a combined concentration.

Consistent with EPA guidelines, unrounded data are displayed and have been used to calculate % recovery and RPD values.

LCS(D) - Laboratory Control Sample (Duplicate)

MS(D) - Matrix Spike (Duplicate)

DUP - Sample Duplicate

RPD - Relative Percent Difference

NC - Not Calculable.

SG - Silica Gel - Clean-Up

U - Indicates the compound was analyzed for, but not detected.

N-Nitrosodiphenylamine decomposes and cannot be separated from Diphenylamine using Method 8270. The result reported for each analyte is a combined concentration.

Pace Analytical is TNI accredited. Contact your Pace PM for the current list of accredited analytes.

TNI - The NELAC Institute.

LABORATORIES

PASI-O	Pace Analytical Services - Ormond Beach
PASI-Tp	Pace Analytical Services - Tampa

ANALYTE QUALIFIERS

I	The reported value is between the laboratory method detection limit and the laboratory practical quantitation limit.
U	Compound was analyzed for but not detected.
B	Results based upon colony counts outside the acceptable range.
J(D6)	Estimated Value. The relative percent difference (RPD) between the sample and sample duplicate exceeded laboratory control limits.
J(L2)	Estimated Value. Analyte recovery in the laboratory control sample (LCS) was below QC limits. Results for this analyte in associated samples may be biased low.
J(M1)	Estimated Value. Matrix spike recovery exceeded QC limits. Batch accepted based on laboratory control sample (LCS) recovery.
J(v1)	The continuing calibration verification was above the method acceptance limit. Any detection for the analyte in the associated samples may have a high bias.
J(v2)	The continuing calibration verification was below the method acceptance limit. The analyte was not detected in the associated samples and the sensitivity of the instrument was verified with a reporting limit check standard.
J(v3)	The continuing calibration verification was below the method acceptance limit. Any detection for the analyte in the associated samples may have a low bias.
L	Off-scale high. Actual value is known to be greater than value given.
MS	Analyte recovery in the matrix spike was outside QC limits for one or more of the constituent analytes used in the calculated result.
N2	The lab does not hold NELAC/TNI accreditation for this parameter but other accreditations/certifications may apply. A complete list of accreditations/certifications is available upon request.

This report shall not be reproduced, except in full,
without the written consent of Pace Analytical Services, LLC.

Pace Analytical Services, LLC
8 East Tower Circle
Ormond Beach, FL 32174
(386)672-5668

QUALITY CONTROL DATA CROSS REFERENCE TABLE

Project: Lena Road Landfill
Pace Project No.: 35511217

Lab ID	Sample ID	QC Batch Method	QC Batch	Analytical Method	Analytical Batch
35509684001	**GW-25**				
35509684002	**GW-26**				
35509684003	**GW-27**				
35509684004	**GW-3**				
35509684005	**GW-4**				
35509684006	**GW-5**				
35509684007	**GW-6**				
35509684008	**GW-7**				
35509684009	**GW-7 DUP**				
35510079001	**GW-8**				
35510079002	**GW-9**				
35510079003	**GW-10**				
35510079004	**GW-11**				
35510079005	**GW-12**				
35510079006	**GW-13**				
35510079007	**GW-14**				
35510079008	**BGW-1**				
35510079009	**GW-15**				
35510079010	**GW-15 DUP**				
35510571001	**GW-16**				
35510571002	**GW-17**				
35510571003	**GW-18**				
35510571004	**GW-19**				
35510571005	**GW-20**				
35510571006	**GW-21**				
35510571007	**GW-22**				
35510571008	**GW-23**				
35510571009	**GW-24**				
35510571013	**GW-24 DUP**				
35511217001	**SW-1**				
35511217002	**SW-2**				
35511217003	**SW-1 Dup**				
35509684001	**GW-25**	EPA 8011	584787	EPA 8011	585244
35509684002	**GW-26**	EPA 8011	584787	EPA 8011	585244
35509684003	**GW-27**	EPA 8011	584787	EPA 8011	585244
35509684004	**GW-3**	EPA 8011	584787	EPA 8011	585244
35509684005	**GW-4**	EPA 8011	584787	EPA 8011	585244
35509684006	**GW-5**	EPA 8011	584787	EPA 8011	585244
35509684007	**GW-6**	EPA 8011	584787	EPA 8011	585244
35509684008	**GW-7**	EPA 8011	584787	EPA 8011	585244
35509684009	**GW-7 DUP**	EPA 8011	584787	EPA 8011	585244
35509684010	**Trip Blank 110519**	EPA 8011	584787	EPA 8011	585244
35510079001	**GW-8**	EPA 8011	585185	EPA 8011	585703
35510079002	**GW-9**	EPA 8011	585185	EPA 8011	585703
35510079003	**GW-10**	EPA 8011	585185	EPA 8011	585703
35510079004	**GW-11**	EPA 8011	585185	EPA 8011	585703
35510079005	**GW-12**	EPA 8011	585185	EPA 8011	585703
35510079006	**GW-13**	EPA 8011	585185	EPA 8011	585703

This report shall not be reproduced, except in full,
without the written consent of Pace Analytical Services, LLC.

Pace Analytical Services, LLC
8 East Tower Circle
Ormond Beach, FL 32174
(386)672-5668

QUALITY CONTROL DATA CROSS REFERENCE TABLE

Project: Lena Road Landfill
Pace Project No.: 35511217

Lab ID	Sample ID	QC Batch Method	QC Batch	Analytical Method	Analytical Batch
35510079007	**GW-14**	EPA 8011	585185	EPA 8011	585703
35510079008	**BGW-1**	EPA 8011	585185	EPA 8011	585703
35510079009	**GW-15**	EPA 8011	585189	EPA 8011	585705
35510079010	**GW-15 DUP**	EPA 8011	585189	EPA 8011	585705
35510079011	**Trip Blank 110619**	EPA 8011	585189	EPA 8011	585705
35510571001	**GW-16**	EPA 8011	586362	EPA 8011	586613
35510571002	**GW-17**	EPA 8011	586362	EPA 8011	586613
35510571003	**GW-18**	EPA 8011	586362	EPA 8011	586613
35510571004	**GW-19**	EPA 8011	586362	EPA 8011	586613
35510571005	**GW-20**	EPA 8011	586362	EPA 8011	586613
35510571006	**GW-21**	EPA 8011	586362	EPA 8011	586613
35510571007	**GW-22**	EPA 8011	586362	EPA 8011	586613
35510571008	**GW-23**	EPA 8011	586362	EPA 8011	586613
35510571009	**GW-24**	EPA 8011	586362	EPA 8011	586613
35510571010	**EQ Blank**	EPA 8011	586362	EPA 8011	586613
35510571011	**Trip Blank 110719**	EPA 8011	587223	EPA 8011	587309
35510571013	**GW-24 DUP**	EPA 8011	587223	EPA 8011	587309
35511217001	**SW-1**	EPA 8011	587223	EPA 8011	587309
35511217002	**SW-2**	EPA 8011	587273	EPA 8011	587422
35511217003	**SW-1 Dup**	EPA 8011	587273	EPA 8011	587422
35511217004	**Field Blank**	EPA 8011	587273	EPA 8011	587422
35511217005	**Trip Blank 111119**	EPA 8011	587273	EPA 8011	587422
35509684001	**GW-25**	EPA 3010	584642	EPA 6010	584655
35509684002	**GW-26**	EPA 3010	584642	EPA 6010	584655
35509684003	**GW-27**	EPA 3010	584642	EPA 6010	584655
35509684004	**GW-3**	EPA 3010	584642	EPA 6010	584655
35509684005	**GW-4**	EPA 3010	584642	EPA 6010	584655
35509684006	**GW-5**	EPA 3010	584642	EPA 6010	584655
35509684007	**GW-6**	EPA 3010	584642	EPA 6010	584655
35509684008	**GW-7**	EPA 3010	584642	EPA 6010	584655
35509684009	**GW-7 DUP**	EPA 3010	584642	EPA 6010	584655
35510079001	**GW-8**	EPA 3010	585426	EPA 6010	585464
35510079002	**GW-9**	EPA 3010	585426	EPA 6010	585464
35510079003	**GW-10**	EPA 3010	585426	EPA 6010	585464
35510079004	**GW-11**	EPA 3010	585426	EPA 6010	585464
35510079005	**GW-12**	EPA 3010	585426	EPA 6010	585464
35510079006	**GW-13**	EPA 3010	585426	EPA 6010	585464
35510079007	**GW-14**	EPA 3010	585426	EPA 6010	585464
35510079008	**BGW-1**	EPA 3010	585426	EPA 6010	585464
35510079009	**GW-15**	EPA 3010	585426	EPA 6010	585464
35510079010	**GW-15 DUP**	EPA 3010	585426	EPA 6010	585464
35510571001	**GW-16**	EPA 3010	585449	EPA 6010	585473
35510571002	**GW-17**	EPA 3010	585449	EPA 6010	585473
35510571003	**GW-18**	EPA 3010	585449	EPA 6010	585473
35510571004	**GW-19**	EPA 3010	585449	EPA 6010	585473

This report shall not be reproduced, except in full,
without the written consent of Pace Analytical Services, LLC.

Pace Analytical Services, LLC
8 East Tower Circle
Ormond Beach, FL 32174
(386)672-5668

QUALITY CONTROL DATA CROSS REFERENCE TABLE

Project: Lena Road Landfill
Pace Project No.: 35511217

Lab ID	Sample ID	QC Batch Method	QC Batch	Analytical Method	Analytical Batch
35510571005	**GW-20**	EPA 3010	585449	EPA 6010	585473
35510571006	**GW-21**	EPA 3010	585449	EPA 6010	585473
35510571007	**GW-22**	EPA 3010	585449	EPA 6010	585473
35510571008	**GW-23**	EPA 3010	585449	EPA 6010	585473
35510571009	**GW-24**	EPA 3010	585449	EPA 6010	585473
35510571010	**EQ Blank**	EPA 3010	585449	EPA 6010	585473
35510571013	**GW-24 DUP**	EPA 3010	585449	EPA 6010	585473
35511217001	**SW-1**	EPA 3010	586303	EPA 6010	586320
35511217002	**SW-2**	EPA 3010	586303	EPA 6010	586320
35511217003	**SW-1 Dup**	EPA 3010	586303	EPA 6010	586320
35511217004	**Field Blank**	EPA 3010	586303	EPA 6010	586320
35509684001	**GW-25**	EPA 3010	584641	EPA 6020	584654
35509684002	**GW-26**	EPA 3010	584641	EPA 6020	584654
35509684003	**GW-27**	EPA 3010	584641	EPA 6020	584654
35509684004	**GW-3**	EPA 3010	584641	EPA 6020	584654
35509684005	**GW-4**	EPA 3010	584641	EPA 6020	584654
35509684006	**GW-5**	EPA 3010	584641	EPA 6020	584654
35509684007	**GW-6**	EPA 3010	584641	EPA 6020	584654
35509684008	**GW-7**	EPA 3010	584641	EPA 6020	584654
35509684009	**GW-7 DUP**	EPA 3010	584641	EPA 6020	584654
35510079001	**GW-8**	EPA 3010	585425	EPA 6020	585461
35510079002	**GW-9**	EPA 3010	585425	EPA 6020	585461
35510079003	**GW-10**	EPA 3010	585425	EPA 6020	585461
35510079004	**GW-11**	EPA 3010	585425	EPA 6020	585461
35510079005	**GW-12**	EPA 3010	585425	EPA 6020	585461
35510079006	**GW-13**	EPA 3010	585425	EPA 6020	585461
35510079007	**GW-14**	EPA 3010	585425	EPA 6020	585461
35510079008	**BGW-1**	EPA 3010	585425	EPA 6020	585461
35510079009	**GW-15**	EPA 3010	585425	EPA 6020	585461
35510079010	**GW-15 DUP**	EPA 3010	585425	EPA 6020	585461
35510571001	**GW-16**	EPA 3010	585448	EPA 6020	585472
35510571002	**GW-17**	EPA 3010	585448	EPA 6020	585472
35510571003	**GW-18**	EPA 3010	585448	EPA 6020	585472
35510571004	**GW-19**	EPA 3010	585448	EPA 6020	585472
35510571005	**GW-20**	EPA 3010	585448	EPA 6020	585472
35510571006	**GW-21**	EPA 3010	585448	EPA 6020	585472
35510571007	**GW-22**	EPA 3010	585448	EPA 6020	585472
35510571008	**GW-23**	EPA 3010	585448	EPA 6020	585472
35510571009	**GW-24**	EPA 3010	585448	EPA 6020	585472
35510571010	**EQ Blank**	EPA 3010	585448	EPA 6020	585472
35510571013	**GW-24 DUP**	EPA 3010	585448	EPA 6020	585472
35511217001	**SW-1**	EPA 3010	586302	EPA 6020	586319
35511217002	**SW-2**	EPA 3010	586302	EPA 6020	586319
35511217003	**SW-1 Dup**	EPA 3010	586302	EPA 6020	586319
35511217004	**Field Blank**	EPA 3010	586302	EPA 6020	586319
35509684001	**GW-25**	EPA 7470	586360	EPA 7470	586440

This report shall not be reproduced, except in full,
without the written consent of Pace Analytical Services, LLC.

Pace Analytical Services, LLC
8 East Tower Circle
Ormond Beach, FL 32174
(386)672-5668

QUALITY CONTROL DATA CROSS REFERENCE TABLE

Project: Lena Road Landfill
Pace Project No.: 35511217

Lab ID	Sample ID	QC Batch Method	QC Batch	Analytical Method	Analytical Batch
35509684002	**GW-26**	EPA 7470	586360	EPA 7470	586440
35509684003	**GW-27**	EPA 7470	586360	EPA 7470	586440
35509684004	**GW-3**	EPA 7470	586360	EPA 7470	586440
35509684005	**GW-4**	EPA 7470	586360	EPA 7470	586440
35509684006	**GW-5**	EPA 7470	586360	EPA 7470	586440
35509684007	**GW-6**	EPA 7470	586360	EPA 7470	586440
35509684008	**GW-7**	EPA 7470	586389	EPA 7470	586481
35509684009	**GW-7 DUP**	EPA 7470	586389	EPA 7470	586481
35510079001	**GW-8**	EPA 7470	586389	EPA 7470	586481
35510079002	**GW-9**	EPA 7470	586389	EPA 7470	586481
35510079003	**GW-10**	EPA 7470	586389	EPA 7470	586481
35510079004	**GW-11**	EPA 7470	586389	EPA 7470	586481
35510079005	**GW-12**	EPA 7470	586389	EPA 7470	586481
35510079006	**GW-13**	EPA 7470	586389	EPA 7470	586481
35510079007	**GW-14**	EPA 7470	586389	EPA 7470	586481
35510079008	**BGW-1**	EPA 7470	586389	EPA 7470	586481
35510079009	**GW-15**	EPA 7470	586389	EPA 7470	586481
35510079010	**GW-15 DUP**	EPA 7470	586389	EPA 7470	586481
35510571001	**GW-16**	EPA 7470	587125	EPA 7470	587230
35510571002	**GW-17**	EPA 7470	587125	EPA 7470	587230
35510571003	**GW-18**	EPA 7470	587125	EPA 7470	587230
35510571004	**GW-19**	EPA 7470	587125	EPA 7470	587230
35510571005	**GW-20**	EPA 7470	587125	EPA 7470	587230
35510571006	**GW-21**	EPA 7470	587125	EPA 7470	587230
35510571007	**GW-22**	EPA 7470	587125	EPA 7470	587230
35510571008	**GW-23**	EPA 7470	587125	EPA 7470	587230
35510571009	**GW-24**	EPA 7470	587125	EPA 7470	587230
35510571010	**EQ Blank**	EPA 7470	587125	EPA 7470	587230
35510571013	**GW-24 DUP**	EPA 7470	587125	EPA 7470	587230
35509684001	**GW-25**	EPA 8260	587618		
35509684002	**GW-26**	EPA 8260	587618		
35509684003	**GW-27**	EPA 8260	587618		
35509684004	**GW-3**	EPA 8260	587618		
35509684005	**GW-4**	EPA 8260	587618		
35509684006	**GW-5**	EPA 8260	587618		
35509684007	**GW-6**	EPA 8260	587623		
35509684008	**GW-7**	EPA 8260	587623		
35509684009	**GW-7 DUP**	EPA 8260	587623		
35510079001	**GW-8**	EPA 8260	587630		
35510079002	**GW-9**	EPA 8260	587630		
35510079003	**GW-10**	EPA 8260	587630		
35510079004	**GW-11**	EPA 8260	587630		
35510079005	**GW-12**	EPA 8260	587859		
35510079006	**GW-13**	EPA 8260	587859		
35510079007	**GW-14**	EPA 8260	587859		
35510079008	**BGW-1**	EPA 8260	587859		

This report shall not be reproduced, except in full,
without the written consent of Pace Analytical Services, LLC.

Pace Analytical Services, LLC
8 East Tower Circle
Ormond Beach, FL 32174
(386)672-5668

QUALITY CONTROL DATA CROSS REFERENCE TABLE

Project: Lena Road Landfill
Pace Project No.: 35511217

Lab ID	Sample ID	QC Batch Method	QC Batch	Analytical Method	Analytical Batch
35510079009	**GW-15**	EPA 8260	587859		
35510079010	**GW-15 DUP**	EPA 8260	587859		
35510571001	**GW-16**	EPA 8260	587908		
35510571002	**GW-17**	EPA 8260	587908		
35510571003	**GW-18**	EPA 8260	587908		
35510571004	**GW-19**	EPA 8260	587908		
35510571005	**GW-20**	EPA 8260	587908		
35510571006	**GW-21**	EPA 8260	587908		
35510571007	**GW-22**	EPA 8260	587908		
35510571008	**GW-23**	EPA 8260	587908		
35510571009	**GW-24**	EPA 8260	587908		
35510571010	**EQ Blank**	EPA 8260	587908		
35510571013	**GW-24 DUP**	EPA 8260	587908		
35511217001	**SW-1**	EPA 8260	588934		
35511217002	**SW-2**	EPA 8260	588934		
35511217003	**SW-1 Dup**	EPA 8260	588934		
35511217004	**Field Blank**	EPA 8260	588934		
35509684001	**GW-25**	SM 2540C	584743		
35509684002	**GW-26**	SM 2540C	584743		
35509684003	**GW-27**	SM 2540C	584743		
35509684004	**GW-3**	SM 2540C	584743		
35509684005	**GW-4**	SM 2540C	584743		
35509684006	**GW-5**	SM 2540C	584743		
35509684007	**GW-6**	SM 2540C	584743		
35509684008	**GW-7**	SM 2540C	584743		
35509684009	**GW-7 DUP**	SM 2540C	584743		
35511217001	**SW-1**	SM 2540C	586718		
35511217002	**SW-2**	SM 2540C	586718		
35511217003	**SW-1 Dup**	SM 2540C	586718		
35511217004	**Field Blank**	SM 2540C	586718		
35511217001	**SW-1**	SM 2540D	587105		
35511217002	**SW-2**	SM 2540D	587105		
35511217003	**SW-1 Dup**	SM 2540D	587105		
35511217004	**Field Blank**	SM 2540D	587105		
35511217001	**SW-1**	SM 9222D	586581	SM 9222D	586582
35511217002	**SW-2**	SM 9222D	586581	SM 9222D	586582
35511217003	**SW-1 Dup**	SM 9222D	586581	SM 9222D	586582
35511217004	**Field Blank**	SM 9222D	586581	SM 9222D	586582
35511217001	**SW-1**	EPA 1631E	587393	EPA 1631E	587696
35511217002	**SW-2**	EPA 1631E	587393	EPA 1631E	587696
35511217003	**SW-1 Dup**	EPA 1631E	587393	EPA 1631E	587696
35511217004	**Field Blank**	EPA 1631E	587393	EPA 1631E	587696
35511217006	**SW-1 Field Blank**	EPA 1631E	587393	EPA 1631E	587696
35511217007	**SW-2 Field Blank**	EPA 1631E	587393	EPA 1631E	587696
35511217008	**SW-1 Dup Field Blank**	EPA 1631E	587393	EPA 1631E	587696

This report shall not be reproduced, except in full,
without the written consent of Pace Analytical Services, LLC.

Pace Analytical Services, LLC
8 East Tower Circle
Ormond Beach, FL 32174
(386)672-5668

QUALITY CONTROL DATA CROSS REFERENCE TABLE

Project: Lena Road Landfill
Pace Project No.: 35511217

Lab ID	Sample ID	QC Batch Method	QC Batch	Analytical Method	Analytical Batch
35511217009	**Field Blank Field Blank**	EPA 1631E	587393	EPA 1631E	587696
35510079001	**GW-8**	SM 2540C	585178		
35510079002	**GW-9**	SM 2540C	585178		
35510079003	**GW-10**	SM 2540C	585178		
35510079004	**GW-11**	SM 2540C	585178		
35510079005	**GW-12**	SM 2540C	585221		
35510079006	**GW-13**	SM 2540C	585221		
35510079007	**GW-14**	SM 2540C	585221		
35510079008	**BGW-1**	SM 2540C	585221		
35510079009	**GW-15**	SM 2540C	585221		
35510079010	**GW-15 DUP**	SM 2540C	585221		
35510571001	**GW-16**	SM 2540C	585929		
35510571002	**GW-17**	SM 2540C	585929		
35510571003	**GW-18**	SM 2540C	585929		
35510571004	**GW-19**	SM 2540C	585929		
35510571005	**GW-20**	SM 2540C	585931		
35510571006	**GW-21**	SM 2540C	586520		
35510571007	**GW-22**	SM 2540C	586520		
35510571008	**GW-23**	SM 2540C	586117		
35510571009	**GW-24**	SM 2540C	586117		
35510571010	**EQ Blank**	SM 2540C	586520		
35510571013	**GW-24 DUP**	SM 2540C	586117		
35511217001	**SW-1**	SM 5210B	586711	SM 5210B	586970
35511217002	**SW-2**	SM 5210B	586711	SM 5210B	586970
35511217003	**SW-1 Dup**	SM 5210B	586711	SM 5210B	586970
35511217004	**Field Blank**	SM 5210B	586711	SM 5210B	586970
35511217001	**SW-1**	SM10200	586333	SM10200	589812
35511217002	**SW-2**	SM10200	586333	SM10200	589812
35511217003	**SW-1 Dup**	SM10200	586333	SM10200	589812
35511217004	**Field Blank**	SM10200	586333	SM10200	589812
35511217001	**SW-1**	TKN+NOx Calculation	590669		
35511217002	**SW-2**	TKN+NOx Calculation	590703		
35511217003	**SW-1 Dup**	TKN+NOx Calculation	590703		
35511217004	**Field Blank**	TKN+NOx Calculation	590703		
35509684001	**GW-25**	EPA 300.0	585902		
35509684002	**GW-26**	EPA 300.0	585902		
35509684003	**GW-27**	EPA 300.0	585902		
35509684004	**GW-3**	EPA 300.0	585902		
35509684005	**GW-4**	EPA 300.0	585902		
35509684006	**GW-5**	EPA 300.0	585902		
35509684007	**GW-6**	EPA 300.0	585902		
35509684008	**GW-7**	EPA 300.0	585902		

This report shall not be reproduced, except in full,
without the written consent of Pace Analytical Services, LLC.

Pace Analytical Services, LLC
8 East Tower Circle
Ormond Beach, FL 32174
(386)672-5668

QUALITY CONTROL DATA CROSS REFERENCE TABLE

Project: Lena Road Landfill
Pace Project No.: 35511217

Lab ID	Sample ID	QC Batch Method	QC Batch	Analytical Method	Analytical Batch
35509684009	**GW-7 DUP**	EPA 300.0	585902		
35510079001	**GW-8**	EPA 300.0	586477		
35510079002	**GW-9**	EPA 300.0	586477		
35510079003	**GW-10**	EPA 300.0	586477		
35510079004	**GW-11**	EPA 300.0	586477		
35510079005	**GW-12**	EPA 300.0	586477		
35510079006	**GW-13**	EPA 300.0	586477		
35510079007	**GW-14**	EPA 300.0	586477		
35510079008	**BGW-1**	EPA 300.0	586477		
35510079009	**GW-15**	EPA 300.0	586477		
35510079010	**GW-15 DUP**	EPA 300.0	586692		
35510571001	**GW-16**	EPA 300.0	587233		
35510571002	**GW-17**	EPA 300.0	587293		
35510571003	**GW-18**	EPA 300.0	587293		
35510571004	**GW-19**	EPA 300.0	587293		
35510571005	**GW-20**	EPA 300.0	587293		
35510571006	**GW-21**	EPA 300.0	587293		
35510571007	**GW-22**	EPA 300.0	587293		
35510571008	**GW-23**	EPA 300.0	587293		
35510571009	**GW-24**	EPA 300.0	587293		
35510571010	**EQ Blank**	EPA 300.0	587364		
35510571013	**GW-24 DUP**	EPA 300.0	587293		
35509684001	**GW-25**	EPA 350.1	586220		
35509684002	**GW-26**	EPA 350.1	587175		
35509684003	**GW-27**	EPA 350.1	587175		
35509684004	**GW-3**	EPA 350.1	587175		
35509684005	**GW-4**	EPA 350.1	587175		
35509684006	**GW-5**	EPA 350.1	587175		
35509684007	**GW-6**	EPA 350.1	587175		
35509684008	**GW-7**	EPA 350.1	587175		
35509684009	**GW-7 DUP**	EPA 350.1	587175		
35510079001	**GW-8**	EPA 350.1	585089		
35510079002	**GW-9**	EPA 350.1	585090		
35510079003	**GW-10**	EPA 350.1	585090		
35510079004	**GW-11**	EPA 350.1	585090		
35510079005	**GW-12**	EPA 350.1	585090		
35510079006	**GW-13**	EPA 350.1	585090		
35510079007	**GW-14**	EPA 350.1	585090		
35510079008	**BGW-1**	EPA 350.1	585090		
35510079009	**GW-15**	EPA 350.1	585090		
35510079010	**GW-15 DUP**	EPA 350.1	585090		
35510571001	**GW-16**	EPA 350.1	588027		
35510571002	**GW-17**	EPA 350.1	588027		

This report shall not be reproduced, except in full,
without the written consent of Pace Analytical Services, LLC.

Pace Analytical Services, LLC
8 East Tower Circle
Ormond Beach, FL 32174
(386)672-5668

QUALITY CONTROL DATA CROSS REFERENCE TABLE

Project: Lena Road Landfill
Pace Project No.: 35511217

Lab ID	Sample ID	QC Batch Method	QC Batch	Analytical Method	Analytical Batch
35510571003	**GW-18**	EPA 350.1	588027		
35510571004	**GW-19**	EPA 350.1	588027		
35510571005	**GW-20**	EPA 350.1	588028		
35510571006	**GW-21**	EPA 350.1	588028		
35510571007	**GW-22**	EPA 350.1	588028		
35510571008	**GW-23**	EPA 350.1	588028		
35510571009	**GW-24**	EPA 350.1	588028		
35510571010	**EQ Blank**	EPA 350.1	588028		
35510571013	**GW-24 DUP**	EPA 350.1	588028		
35511217001	**SW-1**	EPA 350.1	590104		
35511217002	**SW-2**	EPA 350.1	590104		
35511217003	**SW-1 Dup**	EPA 350.1	590104		
35511217004	**Field Blank**	EPA 350.1	590104		
35511217001	**SW-1**	EPA 351.2	589751	EPA 351.2	590078
35511217002	**SW-2**	EPA 351.2	589883	EPA 351.2	590468
35511217003	**SW-1 Dup**	EPA 351.2	589883	EPA 351.2	590468
35511217004	**Field Blank**	EPA 351.2	589883	EPA 351.2	590468
35509684001	**GW-25**	EPA 353.2	584646		
35509684002	**GW-26**	EPA 353.2	584646		
35509684003	**GW-27**	EPA 353.2	584647		
35509684004	**GW-3**	EPA 353.2	584647		
35509684005	**GW-4**	EPA 353.2	584647		
35509684006	**GW-5**	EPA 353.2	584647		
35509684007	**GW-6**	EPA 353.2	584647		
35509684008	**GW-7**	EPA 353.2	584647		
35509684009	**GW-7 DUP**	EPA 353.2	584647		
35510079001	**GW-8**	EPA 353.2	585027		
35510079002	**GW-9**	EPA 353.2	585027		
35510079003	**GW-10**	EPA 353.2	585028		
35510079004	**GW-11**	EPA 353.2	585029		
35510079005	**GW-12**	EPA 353.2	585029		
35510079006	**GW-13**	EPA 353.2	585029		
35510079007	**GW-14**	EPA 353.2	585030		
35510079008	**BGW-1**	EPA 353.2	585030		
35510079009	**GW-15**	EPA 353.2	585030		
35510079010	**GW-15 DUP**	EPA 353.2	585030		
35510571001	**GW-16**	EPA 353.2	585437		
35510571002	**GW-17**	EPA 353.2	585437		
35510571003	**GW-18**	EPA 353.2	585442		
35510571004	**GW-19**	EPA 353.2	585442		
35510571005	**GW-20**	EPA 353.2	585442		
35510571006	**GW-21**	EPA 353.2	585695		

This report shall not be reproduced, except in full,
without the written consent of Pace Analytical Services, LLC.

Pace Analytical Services, LLC
8 East Tower Circle
Ormond Beach, FL 32174
(386)672-5668

QUALITY CONTROL DATA CROSS REFERENCE TABLE

Project: Lena Road Landfill
Pace Project No.: 35511217

Lab ID	Sample ID	QC Batch Method	QC Batch	Analytical Method	Analytical Batch
35510571007	**GW-22**	EPA 353.2	585695		
35510571008	**GW-23**	EPA 353.2	585697		
35510571009	**GW-24**	EPA 353.2	585697		
35510571010	**EQ Blank**	EPA 353.2	585437		
35510571013	**GW-24 DUP**	EPA 353.2	585697		
35511217001	**SW-1**	EPA 353.2	586308		
35511217002	**SW-2**	EPA 353.2	586308		
35511217003	**SW-1 Dup**	EPA 353.2	586308		
35511217004	**Field Blank**	EPA 353.2	586308		
35511217001	**SW-1**	EPA 365.4	589753	EPA 365.4	590079
35511217002	**SW-2**	EPA 365.4	589884	EPA 365.4	590469
35511217003	**SW-1 Dup**	EPA 365.4	589884	EPA 365.4	590469
35511217004	**Field Blank**	EPA 365.4	589884	EPA 365.4	590469
35511217001	**SW-1**	EPA 410.4	587825	EPA 410.4	587895
35511217002	**SW-2**	EPA 410.4	587825	EPA 410.4	587895
35511217003	**SW-1 Dup**	EPA 410.4	587825	EPA 410.4	587895
35511217004	**Field Blank**	EPA 410.4	587825	EPA 410.4	587895
35511217001	**SW-1**	SM 5310B	586346		
35511217002	**SW-2**	SM 5310B	586346		
35511217003	**SW-1 Dup**	SM 5310B	586346		
35511217004	**Field Blank**	SM 5310B	586346		
35511217001	**SW-1**	FLDEP SOP 10/03/83	590275		
35511217002	**SW-2**	FLDEP SOP 10/03/83	590275		
35511217003	**SW-1 Dup**	FLDEP SOP 10/03/83	590718		
35511217004	**Field Blank**	FLDEP SOP 10/03/83	590275		

This report shall not be reproduced, except in full,
without the written consent of Pace Analytical Services, LLC.

Pace Analytical

CHAIN-OF-CUSTODY / Ana

The Chain-of-Custody is a LEGAL DOCUM

WO# : 35511217

35511217

1 OF 2

1 Of 1

Section A Required Client Information:		Section B Required Project Information:		Section C Invoice Information:	
Company:	Manatee County Landfill	Report To:	Bob Bennett	Attention:	
Address:	3333 Lena Road	Copy To:		Company Name:	
Bradenton, FL 34211				Address:	
Email:	bob.bennett@mymanatee.org	Purchase Order #:		Pace Quote:	
Phone:	(941)748-5543 Fax:	Project Name:	Lena Road Landfill SW	Pace Project Manager:	cameron.meynardie@pacelabs.com,
Requested Due Date:		Project #:		Pace Profile #:	8100 Line 2 - ALL

Regulatory Agency

State / Location: FL

Requested Analysis Filtered (Y/N)

ITEM #	SAMPLE ID (One Character per box. (A-Z, 0-9 / , -) Sample Ids must be unique)	MATRIX CODE (see valid codes to left)	SAMPLE TYPE (G=GRAB C=COMP)	COLLECTED START DATE	COLLECTED START TIME	COLLECTED END DATE	COLLECTED END TIME	SAMPLE TEMP AT COLLECTION	# OF CONTAINERS	Preservatives: Unpreserved	H2SO4	HNO3	HCl	NaOH	Na2S2O3	Methanol	Other	Analyses Test (Y/N): 8260 App I	EDB and DBCP EPA 8011	Metals - App 1+Fe/Hardness	Ammonia (Unionized)/TP/TKN	BOD 5-day	COD	TOC	TDS/NO3/NOx(for TN)	TSS	Chlorophyll A	Fecal Coliforms	LL Hg	Residual Chlorine (Y/N)	
1	SW-1	WT	G			11/11	1430			X	X		X					X	X	X	X	X	X	X	X	X	X	X			
2	SW-2	WT	G			11/11	1325			X	X		X					X	X	X	X	X	X	X	X	X	X	X			
3	Dup	WT	G			11/11	1430			X	X		X					X	X	X	X	X	X	X	X	X	X	X			
4	Field Blank	WT	G			11/11	1415			X	X		X					X	X	X	X	X	X	X	X	X	X	X			
5	Trip Blank	WT																													
6																															
7																															
8																															
9																															
10																															
11																															
12																															

ADDITIONAL COMMENTS	RELINQUISHED BY / AFFILIATION	DATE	TIME	ACCEPTED BY / AFFILIATION	DATE	TIME	SAMPLE CONDITIONS			
Field: SW Elevation,Cond,pH,DO,Turb Temp, Color/Sheen	H. BOGUES / PACE	11-11-19	1720	[illegible]	11/11/19	1720	5.5	Y	N	Y

SAMPLER NAME AND SIGNATURE

PRINT Name of SAMPLER: EDWARD BOGUES

SIGNATURE of SAMPLER: H. BOGUES

DATE Signed: 11-11-19

TEMP in C	Received on Ice (Y/N)	Custody Sealed Cooler (Y/N)	Samples Intact (Y/N)

Pace Analytical

CHAIN-OF-CUSTODY / Analytical Request Document

The Chain-of-Custody is a LEGAL DOCUMENT. All relevant fields must be completed accurately.

2 of 2

Page : 2 Of 2

Section A
Required Client Information:

Company:	Manatee County Landfill
Address:	3333 Lena Road
	Bradenton, FL 34211
Email:	bob.bennett@mymanatee.org
Phone:	(941)748-5543 Fax:
Requested Due Date:	

Section B
Required Project Information:

Report To:	Bob Bennett
Copy To:	
Purchase Order #:	
Project Name:	Lena Road Landfill SW
Project #:	

Section C
Invoice Information:

Attention:	
Company Name:	
Address:	
Pace Quote:	
Pace Project Manager:	cameron.meynardie@pacelabs.com,
Pace Profile #:	8100 Line 2 - ALL

Regulatory Agency	
State / Location	FL

Requested Analysis Filtered (Y/N)

ITEM #	SAMPLE ID (One Character per box. (A-Z, 0-9 / , -) Sample Ids must be unique)	MATRIX CODE (see valid codes to left)	SAMPLE TYPE (G=GRAB C=COMP)	COLLECTED START DATE	COLLECTED START TIME	COLLECTED END DATE	COLLECTED END TIME	SAMPLE TEMP AT COLLECTION	# OF CONTAINERS	Preservatives: Unpreserved	H2SO4	HNO3	HCl	NaOH	Na2S2O3	Methanol	Other	Analyses Test (Y/N): LL Hg Field Blank	LL Hg Water for Blank	Trip Blank 8011	Residual Chlorine (Y/N)
13	SW-1	WT	G			11/11	1430			X	X		X								
14	SW-2	WT	G			11/11	1325			X	X		X					X	X		
15	Dup	WT	G			11/11	1430			X	X		X					X	X		
16	Field Blank	WT	G			11/11	1415			X	X		X					X	X		
17	Trip Blank	WT																		X	
18																					
19																					
20																					
21																					
22																					
23																					
24																					

MATRIX CODE: Drinking Water DW; Water WT; Waste Water WW; Product P; Soil/Solid SL; Oil OL; Wipe WP; Air AR; Other OT; Tissue TS

ADDITIONAL COMMENTS	RELINQUISHED BY / AFFILIATION	DATE	TIME	ACCEPTED BY / AFFILIATION	DATE	TIME	SAMPLE CONDITIONS: TEMP in C	Received on Ice (Y/N)	Custody Sealed Cooler (Y/N)	Samples Intact (Y/N)
Field: SW Elevation,Cond,pH,DO,Turb Temp, Color/Sheen	H. Bogues / PACE	11-11-19	1720	[illegible] / Pace	11/11/19	1720	5.5	Y	N	Y

SAMPLER NAME AND SIGNATURE

PRINT Name of SAMPLER: HOWARD BOGUES

SIGNATURE of SAMPLER: H. Bogues

DATE Signed: 11-11-19

Pace Analytical Florida Laboratory	Document Name: Sample Condition Upon Receipt Form	Document Revised: May 30, 2018
	Document No.: F-FL-C-007 rev. 13	Issuing Authority: Pace Florida Quality Office

Sample Condition Upon Receipt Form (SCUR)

Project # WO#: 35511217

Project Manager: PM: CEM **Due Date:** 11/25/19

Client: CLIENT: MANCOU-SW

Date and Initials of person:
Examining contents: MVL
Label: 11/11/19
Deliver:
pH:

Thermometer Used: T-203 Date: 11/11/19 Time: 1725 Initials: MVL

State of Origin: FL ☐ For WV projects, all containers verified to ≤6 °C

Cooler #1 Temp.°C 5.8	(Visual) -0.1	(Correction Factor) 5.8	(Actual)	☒ Samples on ice, cooling process has begun
Cooler #2 Temp.°C 4.5	(Visual) -0.1	(Correction Factor) 4.4	(Actual)	☒ Samples on ice, cooling process has begun
Cooler #3 Temp.°C 25.2	(Visual) -0.1	(Correction Factor) 25.1	(Actual) LL HG	☐ Samples on ice, cooling process has begun
Cooler #4 Temp.°C	(Visual)	(Correction Factor)	(Actual)	☐ Samples on ice, cooling process has begun
Cooler #5 Temp.°C	(Visual)	(Correction Factor)	(Actual)	☐ Samples on ice, cooling process has begun
Cooler #6 Temp.°C	(Visual)	(Correction Factor)	(Actual)	☐ Samples on ice, cooling process has begun

Courier: ☐ Fed Ex ☐ UPS ☐ USPS ☐ Client ☐ Commercial ☒ Pace ☐ Other

Shipping Method: ☐ First Overnight ☐ Priority Overnight ☐ Standard Overnight ☐ Ground ☐ International Priority ☐ Other

Billing: ☐ Recipient ☐ Sender ☐ Third Party ☐ Credit Card ☐ Unknown

Tracking #

Custody Seal on Cooler/Box Present: ☐ Yes ☒ No **Seals intact:** ☐ Yes ☐ No **Ice:** (Wet) Blue Dry (None) LL HG

Packing Material: ☐ Bubble Wrap ☒ Bubble Bags ☐ None ☐ Other

Samples shorted to lab (If Yes, complete) Shorted Date: Shorted Time: Qty:

		Comments:
Chain of Custody Present	☒ Yes ☐ No ☐ N/A	
Chain of Custody Filled Out	☒ Yes ☐ No ☐ N/A	
Relinquished Signature & Sampler Name COC	☒ Yes ☐ No ☐ N/A	
Samples Arrived within Hold Time	☒ Yes ☐ No ☐ N/A	
Rush TAT requested on COC	☐ Yes ☒ No ☐ N/A	
Sufficient Volume	☒ Yes ☐ No ☐ N/A	
Correct Containers Used	☒ Yes ☐ No ☐ N/A	
Containers Intact	☒ Yes ☐ No ☐ N/A	
Sample Labels match COC (sample IDs & date/time of collection)	☒ Yes ☐ No ☐ N/A	
All containers needing acid/base preservation have been checked.	☒ Yes ☐ No ☐ N/A	Preservation Information: Preservative: Lot #/Trace #: Date: Time: Initials:
All Containers needing preservation are found to be in compliance with EPA recommendation: Exceptions: VOA, Coliform, TOC, O&G, Carbamates	☒ Yes ☐ No ☐ N/A	
Headspace in VOA Vials? (>6mm):	☐ Yes ☒ No ☐ N/A	
Trip Blank Present:	☒ Yes ☐ No ☐ N/A	8011 Trip Blank

Client Notification/ Resolution:
Person Contacted: Date/Time:

Comments/ Resolution (use back for additional comments): Trip Blank only in cooler with Samples SW-1 + SW-2

Project Manager Review: Date:

Pace Analytical Florida Laboratory	Document Name: Field Sampling Log	Date Revised: March 27, 2019
	Document Number: F-FL-C-022 rev.01	Issuing Authority: Pace Florida Quality Office

Field Sampling Log

Arrived on Site Date: 11-11-19 Time: 1300 Departed Site Date: 11-11-19 Time: 1545

Sampler's Signature H.Bogues Sampler's Name HOWARD BOGUES

CLIENT NAME: MANATEE COUNTY PROJECT NAME: LENA RD. LANDFILL

CLIENT CONTACT: BOB BENNETT SITE CONTACT:

Personnel on Site:

SITE Location: 3333 LENA RD. BRADENTON FL.

Ambient Conditions: 84° MOSTLY SUNNY

Brief Description of Field Activities: COLLECT SURFACE WATER GRAB

Field Equipment Used: YSI MULTI METER, GLOVES

Decon Procedures: Yes / No If Yes. Please Describe

Field Filtering: Yes / No If Yes. Please Describe

Sample Matrix: DW GW WW SU STW SO SE ML Other: SW

Physical Characteristics of Sample : TANNIC

Sampling Method: GRAB ✓ COMPOSITE_____ Grab/Composite_____

For Composite Sampling; Document Sampling Procedure for Collecting a Representative Sample:

QC Blanks: _____ Precleaned EQB_____ Field Cleaned EQB_____

Field Blanks ✓ Trip Blanks ✓ QC Samples:_____ Duplicate ✓ Replicate Samples_____

Split Samples(explain)_____

Sampling Location	Date and Time	Parameters	Appearance	Odor	pH	Temp °C	Conductivity	DO	Turbidity
SW-2	11-11-19 1325		TANNIC	NO	6.91	23.2	657	4.12	33.5
SW-1	11-11-19 1430		TANNIC	NO	6.67	21.4	529.4	4.65	7.88
DUP	11-11-19 1430								
FIELD	11-11-19 1415								

Composite Sampling

Compositor Set-up/Location	Date	Time	Timed/Flow	Flow Rate	# Samples/Hour
Compositor Breakdown	**Date**	**Time**	**Hours Sampled**		
Drive time to site:			**Drive time back to Lab**		

Other Notation's or Anomalies:

Pace Analytical

WO# : 35510571

35510571

Request Document

levant fields must be completed accurately.

Page : Of

Section A
Required Client Information:

Company:	Manatee County Landfill
Address:	3333 Lena Road
	Bradenton, FL 34211
Email:	bob.bennett@mymanatee.org
Phone:	(941)748-5543 Fax:
Requested Due Date:	

Section B
Required Project Informatio.

Report To:	Bob Bennett
Copy To:	
Purchase Order #:	
Project Name:	Lena Rd Landfill (Existing Wells)
Project #:	

Company Name:	
Address:	
Pace Quote:	
Pace Project Manager:	cameron.meynardie@pacelabs.com,
Pace Profile #:	8100 Line 1

Regulatory Agency
State / Location
FL

MATRIX CODE: Drinking Water DW; Water WT; Waste Water WW; Product P; Soil/Solid SL; Oil OL; Wipe WP; Air AR; Other OT; Tissue TS

ITEM #	SAMPLE ID (One Character per box. (A-Z, 0-9 / , -) Sample Ids must be unique)	MATRIX CODE (see valid codes to left)	SAMPLE TYPE (G=GRAB C=COMP)	COLLECTED START DATE	COLLECTED START TIME	COLLECTED END DATE	COLLECTED END TIME	SAMPLE TEMP AT COLLECTION	# OF CONTAINERS	Preservatives: Unpreserved	H2SO4	HNO3	HCl	NaOH	Na2S2O3	Methanol	Other	Analyses Test Y/N	NH3	CL, NO3, TDS	Metals - App I+Fe,Na,Hg	8260 App I	EDB and DBCP EPA 8011	Trip Blank 8011	Residual Chlorine (Y/N)
1	GW-16		G			11/7	0753		S	X	X	X	X						X	X	X	X	X		
2	GW-17		G			11/7	0859		S	X	X	X	X						X	X	X	X	X		
3	GW-18		G			11/7	0932		S	X	X	X	X						X	X	X	X	X		
4	GW-19		G			11/7	1035		S	X	X	X	X						X	X	X	X	X		
5	GW-20		G			11/7	1120		S	X	X	X	X						X	X	X	X	X		
6	GW-21		G			11/7	1205		S	X	X	X	X						X	X	X	X	X		
7	GW-22		G			11/7	1257		S	X	X	X	X						X	X	X	X	X		
8	GW-23		G			11/7	1345		S	X	X	X	X						X	X	X	X	X		
9	GW-24		G			11/7	1437		S	X	X	X	X						X	X	X	X	X		
10	EQ BLANK		G			11/7	0710		S	X	X	X	X						X	X	X	X	X		
11	TRIP BLANK								2														X		
12	DUP.		G			11/7	1437		S	X	X	X	X						X	X	X	X	X		

ADDITIONAL COMMENTS	RELINQUISHED BY / AFFILIATION	DATE	TIME	ACCEPTED BY / AFFILIATION	DATE	TIME	T23 SAMPLE CONDITIONS			
pH, Temp, Spec Cond, DO, Turbidity,Color and Sheen by observation	H. BOGUES/PACE	11-7-19	1700	[illegible]	11/7/19	1700	4.1	Y	N	
				JMT [illegible]	11/8	2140	2.4	Y	N	Y

SAMPLER NAME AND SIGNATURE			
PRINT Name of SAMPLER:	HOWARD BOGUES		
SIGNATURE of SAMPLER:	H BOGUES	DATE Signed:	11-7-19

TEMP in C	Received on Ice (Y/N)	Custody Sealed Cooler (Y/N)	Samples Intact (Y/N)

Pace Analytical Florida Laboratory	Document Name: Sample Condition Upon Receipt Form	Document Revised: May 30, 2018
	Document No.: F-FL-C-007 rev. 13	Issuing Authority: Pace Florida Quality Office

(SCUR)

WO#: 35510571

Project #
Project Manager:
Client:

PM: CEM Due Date: 11/21/19
CLIENT: MANCOU-SW

Date and Initials of person:
Examining contents: JMT
Label:
Deliver:
pH:

Thermometer Used: T-337 Date: 11/7/19 Time: 21:48 Initials: JMT

State of Origin: _____ ☐ For WV projects, all containers verified to ≤6 °C

Cooler #1 Temp.°C 1.3 **(Visual)** -.1 **(Correction Factor)** 1.2 **(Actual)** ☐ Samples on ice, cooling process has begun
Cooler #2 Temp.°C 2.5 **(Visual)** _____ **(Correction Factor)** 2.4 **(Actual)** ☐ Samples on ice, cooling process has begun
Cooler #3 Temp.°C _____ **(Visual)** _____ **(Correction Factor)** _____ **(Actual)** ☐ Samples on ice, cooling process has begun
Cooler #4 Temp.°C _____ **(Visual)** _____ **(Correction Factor)** _____ **(Actual)** ☐ Samples on ice, cooling process has begun
Cooler #5 Temp.°C _____ **(Visual)** _____ **(Correction Factor)** _____ **(Actual)** ☐ Samples on ice, cooling process has begun
Cooler #6 Temp.°C _____ **(Visual)** _____ **(Correction Factor)** _____ **(Actual)** ☐ Samples on ice, cooling process has begun

Courier: ☐ Fed Ex ☐ UPS ☐ USPS ☐ Client ☑ Commercial ☐ Pace ☐ Other_____

Shipping Method: ☐ First Overnight ☐ Priority Overnight ☐ Standard Overnight ☐ Ground ☐ International Priority
☐ Other_____

Billing: ☐ Recipient ☐ Sender ☐ Third Party ☐ Credit Card ☐ Unknown

Tracking # _____

Custody Seal on Cooler/Box Present: ☐Yes ☑No **Seals intact:** ☐ Yes ☐No **Ice:** (Wet) Blue Dry None

Packing Material: ☐Bubble Wrap ☐Bubble Bags ☐None ☐Other_____

Samples shorted to lab (If Yes, complete) Shorted Date:_____ Shorted Time: _____ Qty: _____

Comments:

Chain of Custody Present	☑Yes ☐ No ☐N/A	
Chain of Custody Filled Out	☑Yes ☐ No ☐N/A	
Relinquished Signature & Sampler Name COC	☑Yes ☐ No ☐N/A	
Samples Arrived within Hold Time	☑Yes ☐ No ☐N/A	
Rush TAT requested on COC	☐Yes ☑No ☐N/A	
Sufficient Volume	☑Yes ☐No ☐N/A	
Correct Containers Used	☑Yes ☐No ☐N/A	
Containers Intact	☑Yes ☐ No ☐N/A	
Sample Labels match COC (sample IDs & date/time of collection)	☑Yes ☐ No ☐N/A	
All containers needing acid/base preservation have been checked.	☑Yes ☐ No ☐N/A	Preservation Information:
All Containers needing preservation are found to be in compliance with EPA recommendation: Exceptions: VOA, Coliform, TOC, O&G, Carbamates	☑Yes ☐ No ☐N/A	Preservative:_____ Lot #/Trace #:_____ Date:_____ Time:_____ Initials:_____
Headspace in VOA Vials? (>6mm):	☐Yes ☑No ☐N/A	
Trip Blank Present:	☐Yes ☑No ☐N/A	

Client Notification/ Resolution:
Person Contacted: _____ Date/Time: _____

Comments/ Resolution (use back for additional comments): _____

Project Manager Review: _____ Date: _____

Form FD 9000-24

GROUNDWATER SAMPLING LOG

SITE NAME: M.C. LENA RD. L.F		SITE LOCATION: 3333 LENA RD. BRADENTON	
WELL NO: GW-16	SAMPLE ID: GW-16		DATE: 11-7-19

PURGING DATA

WELL DIAMETER (inches): 2	TUBING DIAMETER (inches): 1/4	WELL SCREEN INTERVAL DEPTH: feet to feet	STATIC DEPTH TO WATER (feet): 9.64	PURGE PUMP TYPE OR BAILER: PP

WELL VOLUME PURGE: 1 WELL VOLUME = (TOTAL WELL DEPTH – STATIC DEPTH TO WATER) X WELL CAPACITY
(only fill out if applicable)
= (20.15 feet – 9.64 feet) X 0.16 gallons/foot = 1.6816 gallons

EQUIPMENT VOLUME PURGE: 1 EQUIPMENT VOL. = PUMP VOLUME + (TUBING CAPACITY X TUBING LENGTH) + FLOW CELL VOLUME
(only fill out if applicable)
= gallons + (gallons/foot X feet) + gallons = gallons

INITIAL PUMP OR TUBING DEPTH IN WELL (feet): 13'	FINAL PUMP OR TUBING DEPTH IN WELL (feet): 13'	PURGING INITIATED AT: 0734	PURGING ENDED AT: 0752	TOTAL VOLUME PURGED (gallons): 2.70

TIME	VOLUME PURGED (gallons)	CUMUL. VOLUME PURGED (gallons)	PURGE RATE (gpm)	DEPTH TO WATER (feet)	pH (standard units)	TEMP. (°C)	COND. (circle units) µmhos/cm or mS/cm	DISSOLVED OXYGEN (circle units) mg/L or % saturation	TURBIDITY (NTUs)	COLOR (describe)	ODOR (describe)
0746	1.80	1.80	0.15	9.82	7.21	26.2	722	1.55	7.66	CLEAR	NONE
0749	0.45	2.25	0.15	9.82	7.20	26.2	723	1.43	6.22	"	"
0752	0.45	2.70	0.15	9.82	7.19	26.2	722	1.21	5.73	"	"

WELL CAPACITY (Gallons Per Foot): 0.75" = 0.02; 1" = 0.04; 1.25" = 0.06; 2" = 0.16; 3" = 0.37; 4" = 0.65; 5" = 1.02; 6" = 1.47; 12" = 5.88
TUBING INSIDE DIA. CAPACITY (Gal./Ft.): 1/8" = 0.0006; 3/16" = 0.0014; 1/4" = 0.0026; 5/16" = 0.004; 3/8" = 0.006; 1/2" = 0.010; 5/8" = 0.016

PURGING EQUIPMENT CODES: B = Bailer; BP = Bladder Pump; ESP = Electric Submersible Pump; PP = Peristaltic Pump; O = Other (Specify)

SAMPLING DATA

SAMPLED BY (PRINT) / AFFILIATION: H. DUGUES / PACE	SAMPLER(S) SIGNATURE(S): H. Dugues	SAMPLING INITIATED AT: 0753	SAMPLING ENDED AT: 0802 HB.
PUMP OR TUBING DEPTH IN WELL (feet): 13'	TUBING MATERIAL CODE: HDPE	FIELD-FILTERED: Y (N) Filtration Equipment Type:	FILTER SIZE: ____ µm
FIELD DECONTAMINATION: PUMP (Y) N	TUBING Y (N) (replaced)	DUPLICATE: Y (N)	

SAMPLE CONTAINER SPECIFICATION				SAMPLE PRESERVATION			INTENDED ANALYSIS AND/OR METHOD	SAMPLING EQUIPMENT CODE	SAMPLE PUMP FLOW RATE (mL per minute)
SAMPLE ID CODE	# CONTAINERS	MATERIAL CODE	VOLUME	PRESERVATIVE USED	TOTAL VOL ADDED IN FIELD (mL)	FINAL pH			
	1	PE	1L	COOL	Ø	7.1	Cl NO3 TDS	APP	< 300
	1	PE	250mL	HNO3	↓	<2	METALS	↓	↓
	1	PE	250mL	H2SO4		<2	NH3		
	2	CG	40 mL	COOL		7.1	EDB & DBCP		
	3	CG	40mL	HCL	↓	<2	8260	↓	↓

REMARKS:

MATERIAL CODES: AG = Amber Glass; CG = Clear Glass; PE = Polyethylene; PP = Polypropylene; S = Silicone; T = Teflon; O = Other (Specify)

SAMPLING EQUIPMENT CODES: APP = After Peristaltic Pump; B = Bailer; BP = Bladder Pump; ESP = Electric Submersible Pump; RFPP = Reverse Flow Peristaltic Pump; SM = Straw Method (Tubing Gravity Drain); O = Other (Specify)

NOTES: 1. **The above do not constitute all of the information required by Chapter 62-160, F.A.C.**
2. STABILIZATION CRITERIA FOR RANGE OF VARIATION OF LAST THREE CONSECUTIVE READINGS (SEE FS 2212, SECTION 3)
pH: ± 0.2 units **Temperature:** ± 0.2 °C **Specific Conductance:** ± 5% **Dissolved Oxygen:** all readings ≤ 20% saturation (see Table FS 2200-2); optionally, ± 0.2 mg/L or ± 10% (whichever is greater) **Turbidity:** all readings ≤ 20 NTU; optionally ± 5 NTU or ± 10% (whichever is greater)

Form FD 9000-24

GROUNDWATER SAMPLING LOG

SITE NAME: M.C. LENA RD. L.F | SITE LOCATION: 3333 LENA RD. BRADENTON | DATE: 11-7-19

WELL NO: GW-17 | SAMPLE ID: GW-17

PURGING DATA

WELL DIAMETER (inches): 2 | TUBING DIAMETER (inches): 1/4 | WELL SCREEN INTERVAL DEPTH: feet to feet | STATIC DEPTH TO WATER (feet): 8.30 | PURGE PUMP TYPE OR BAILER: PP

WELL VOLUME PURGE: 1 WELL VOLUME = (TOTAL WELL DEPTH – STATIC DEPTH TO WATER) X WELL CAPACITY
(only fill out if applicable) = (20.50 feet – 8.30 feet) X 0.16 gallons/foot = 2.00 gallons

EQUIPMENT VOLUME PURGE: 1 EQUIPMENT VOL. = PUMP VOLUME + (TUBING CAPACITY X TUBING LENGTH) + FLOW CELL VOLUME
(only fill out if applicable) = gallons + (gallons/foot X feet) + gallons = gallons

INITIAL PUMP OR TUBING DEPTH IN WELL (feet): 12' | FINAL PUMP OR TUBING DEPTH IN WELL (feet): 12' | PURGING INITIATED AT: 0836 | PURGING ENDED AT: 0858 | TOTAL VOLUME PURGED (gallons): 3.30

TIME	VOLUME PURGED (gallons)	CUMUL. VOLUME PURGED (gallons)	PURGE RATE (gpm)	DEPTH TO WATER (feet)	pH (standard units)	TEMP. (°C)	COND. (circle units) µmhos/cm or mS/cm	DISSOLVED OXYGEN (circle units) mg/L or % saturation	TURBIDITY (NTUs)	COLOR (describe)	ODOR (describe)
0850	2.70	2.70	0.15	8.48	6.29	26.9	190.6	1.10	11.0	CLEAR	NONE
0854	0.60	2.70	0.15	8.48	6.25	26.9	187.6	0.87	9.4	"	"
0855	0.60	3.30	0.15	8.48	6.24	26.9	183.9	0.85	8.1	"	"

WELL CAPACITY (Gallons Per Foot): 0.75" = 0.02; 1" = 0.04; 1.25" = 0.06; 2" = 0.16; 3" = 0.37; 4" = 0.65; 5" = 1.02; 6" = 1.47; 12" = 5.88
TUBING INSIDE DIA. CAPACITY (Gal./Ft.): 1/8" = 0.0006; 3/16" = 0.0014; 1/4" = 0.0026; 5/16" = 0.004; 3/8" = 0.006; 1/2" = 0.010; 5/8" = 0.016
PURGING EQUIPMENT CODES: B = Bailer; BP = Bladder Pump; ESP = Electric Submersible Pump; PP = Peristaltic Pump; O = Other (Specify)

SAMPLING DATA

SAMPLED BY (PRINT) / AFFILIATION: H. DUGUES / PACE | SAMPLER(S) SIGNATURE(S): H. DUGUES | SAMPLING INITIATED AT: 0859 | SAMPLING ENDED AT: 0908

PUMP OR TUBING DEPTH IN WELL (feet): 12' | TUBING MATERIAL CODE: HDPE | FIELD-FILTERED: Y (N) Filtration Equipment Type: | FILTER SIZE: ____ µm

FIELD DECONTAMINATION: PUMP (Y) N TUBING Y (N replaced) | DUPLICATE: Y (N)

SAMPLE CONTAINER SPECIFICATION				SAMPLE PRESERVATION			INTENDED ANALYSIS AND/OR METHOD	SAMPLING EQUIPMENT CODE	SAMPLE PUMP FLOW RATE (mL per minute)
SAMPLE ID CODE	# CONTAINERS	MATERIAL CODE	VOLUME	PRESERVATIVE USED	TOTAL VOL ADDED IN FIELD (mL)	FINAL pH			
	1	PE	1L	COOL	Ø	6.2	NO3 TDS	APP	< 300
	1	PE	250mL	+HNO3		<2	METALS		
	1	PE	250mL	+2SO4		<2	NH3		
	2	CG	40mL	COOL		6.2	EDB + DBCP		
	3	CG	40mL	+HCL		<2	8260		

REMARKS:

MATERIAL CODES: AG = Amber Glass; CG = Clear Glass; PE = Polyethylene; PP = Polypropylene; S = Silicone; T = Teflon; O = Other (Specify)

SAMPLING EQUIPMENT CODES: APP = After Peristaltic Pump; B = Bailer; BP = Bladder Pump; ESP = Electric Submersible Pump; RFPP = Reverse Flow Peristaltic Pump; SM = Straw Method (Tubing Gravity Drain); O = Other (Specify)

NOTES: 1. The above do not constitute all of the information required by Chapter 62-160, F.A.C.
2. STABILIZATION CRITERIA FOR RANGE OF VARIATION OF LAST THREE CONSECUTIVE READINGS (SEE FS 2212, SECTION 3)
pH: ± 0.2 units Temperature: ± 0.2 °C Specific Conductance: ± 5% Dissolved Oxygen: all readings ≤ 20% saturation (see Table FS 2200-2); optionally, ± 0.2 mg/L or ± 10% (whichever is greater) Turbidity: all readings ≤ 20 NTU; optionally ± 5 NTU or ± 10% (whichever is greater)

Pace Analytical® Florida Laboratory	Document Name: Groundwater Sampling Log	Document Revised: December 03, 2012
	Document No.: F-FL-C-021 rev.00	Issuing Authority: Pace Florida Quality Office

Form FD 9000-24

GROUNDWATER SAMPLING LOG

SITE NAME: M.C LENA RD. L.F		SITE LOCATION: 3333 LENA RD. BRADENTON	
WELL NO: GW-18	SAMPLE ID: GW-18		DATE: 11-7-19

PURGING DATA

WELL DIAMETER (inches): 2	TUBING DIAMETER (inches): 1/4	WELL SCREEN INTERVAL DEPTH: feet to feet	STATIC DEPTH TO WATER (feet): 9.99	PURGE PUMP TYPE OR BAILER: BP

WELL VOLUME PURGE: 1 WELL VOLUME = (TOTAL WELL DEPTH – STATIC DEPTH TO WATER) X WELL CAPACITY
(only fill out if applicable) = (20.50 feet – 9.99 feet) X 0.16 gallons/foot = 1.68/6 gallons

EQUIPMENT VOLUME PURGE: 1 EQUIPMENT VOL. = PUMP VOLUME + (TUBING CAPACITY X TUBING LENGTH) + FLOW CELL VOLUME
(only fill out if applicable) = gallons + (gallons/foot X feet) + gallons = gallons

INITIAL PUMP OR TUBING DEPTH IN WELL (feet): 13'	FINAL PUMP OR TUBING DEPTH IN WELL (feet): 13'	PURGING INITIATED AT: 0913	PURGING ENDED AT: 0931	TOTAL VOLUME PURGED (gallons): 2.70

TIME	VOLUME PURGED (gallons)	CUMUL. VOLUME PURGED (gallons)	PURGE RATE (gpm)	DEPTH TO WATER (feet)	pH (standard units)	TEMP. (°C)	COND. (circle units) µmhos/cm or µS/cm	DISSOLVED OXYGEN (circle units) mg/L or % saturation	TURBIDITY (NTUs)	COLOR (describe)	ODOR (describe)
0925	1.80	1.80	0.15	10.70	6.11	26.3	707	2.45	8.01	CLEAR	NONE
0928	0.45	2.25	0.15	10.70	6.10	26.3	708	2.22	7.42	"	"
0931	0.45	2.70	0.15	10.70	6.09	26.3	710	1.76	6.45	"	"

WELL CAPACITY (Gallons Per Foot): 0.75" = 0.02; 1" = 0.04; 1.25" = 0.06; 2" = 0.16; 3" = 0.37; 4" = 0.65; 5" = 1.02; 6" = 1.47; 12" = 5.88
TUBING INSIDE DIA. CAPACITY (Gal./Ft.): 1/8" = 0.0006; 3/16" = 0.0014; 1/4" = 0.0026; 5/16" = 0.004; 3/8" = 0.006; 1/2" = 0.010; 5/8" = 0.016
PURGING EQUIPMENT CODES: B = Bailer; BP = Bladder Pump; ESP = Electric Submersible Pump; PP = Peristaltic Pump; O = Other (Specify)

SAMPLING DATA

SAMPLED BY (PRINT) / AFFILIATION: H. DUGUES/PACE	SAMPLER(S) SIGNATURE(S): H. DUGUES	SAMPLING INITIATED AT: 0932	SAMPLING ENDED AT: 0941
PUMP OR TUBING DEPTH IN WELL (feet): 13'	TUBING MATERIAL CODE: HDPE	FIELD-FILTERED: Y (N) Filtration Equipment Type:	FILTER SIZE: ____ µm
FIELD DECONTAMINATION: PUMP (Y) N	TUBING Y (N) (replaced)	DUPLICATE: Y (N)	

SAMPLE CONTAINER SPECIFICATION				SAMPLE PRESERVATION			INTENDED ANALYSIS AND/OR METHOD	SAMPLING EQUIPMENT CODE	SAMPLE PUMP FLOW RATE (mL per minute)
SAMPLE ID CODE	# CONTAINERS	MATERIAL CODE	VOLUME	PRESERVATIVE USED	TOTAL VOL ADDED IN FIELD (mL)	FINAL pH			
	1	PE	1L	COOL	0	6.0	Cl NO3 TDS	APP	<300
	1	PE	250 mL	HNO3		<2	METALS		
	1	PE	250 mL	H2SO4		<2	NH3		
	2	CG	40 mL	COOL		6.0	EDB & DBCP		
	3	CG	40 mL	HCL		<2	8260		

REMARKS:

MATERIAL CODES: AG = Amber Glass; CG = Clear Glass; PE = Polyethylene; PP = Polypropylene; S = Silicone; T = Teflon; O = Other (Specify)
SAMPLING EQUIPMENT CODES: APP = After Peristaltic Pump; B = Bailer; BP = Bladder Pump; ESP = Electric Submersible Pump; RFPP = Reverse Flow Peristaltic Pump; SM = Straw Method (Tubing Gravity Drain); O = Other (Specify)

NOTES: 1. **The above do not constitute all of the information required by Chapter 62-160, F.A.C.**
2. STABILIZATION CRITERIA FOR RANGE OF VARIATION OF LAST THREE CONSECUTIVE READINGS (SEE FS 2212, SECTION 3)
pH: ± 0.2 units **Temperature:** ± 0.2 °C **Specific Conductance:** ± 5% **Dissolved Oxygen:** all readings ≤ 20% saturation (see Table FS 2200-2); optionally, ± 0.2 mg/L or ± 10% (whichever is greater) **Turbidity:** all readings ≤ 20 NTU; optionally ± 5 NTU or ± 10% (whichever is greater)

Form FD 9000-24

GROUNDWATER SAMPLING LOG

SITE NAME: M.C LENA RD L.F	SITE LOCATION: 3333 LENA RD. BRADENTON	
WELL NO: GW-19	SAMPLE ID: GW-19	DATE: 11-7-19

PURGING DATA

WELL DIAMETER (inches): 2	TUBING DIAMETER (inches): 1/4	WELL SCREEN INTERVAL DEPTH: feet to feet	STATIC DEPTH TO WATER (feet): 10.00	PURGE PUMP TYPE OR BAILER: PP

WELL VOLUME PURGE: 1 WELL VOLUME = (TOTAL WELL DEPTH – STATIC DEPTH TO WATER) X WELL CAPACITY
(only fill out if applicable)
= (20.15 feet – 10.00 feet) X 0.16 gallons/foot = 1.624 gallons

EQUIPMENT VOLUME PURGE: 1 EQUIPMENT VOL. = PUMP VOLUME + (TUBING CAPACITY X TUBING LENGTH) + FLOW CELL VOLUME
(only fill out if applicable)
= gallons + (gallons/foot X feet) + gallons = gallons

INITIAL PUMP OR TUBING DEPTH IN WELL (feet): 13'	FINAL PUMP OR TUBING DEPTH IN WELL (feet): 13'	PURGING INITIATED AT: 1010	PURGING ENDED AT: 1027	TOTAL VOLUME PURGED (gallons): 2.55

TIME	VOLUME PURGED (gallons)	CUMUL. VOLUME PURGED (gallons)	PURGE RATE (gpm)	DEPTH TO WATER (feet)	pH (standard units)	TEMP. (°C)	COND. (circle units) µmhos/cm or µS/cm	DISSOLVED OXYGEN (circle units) mg/L or % saturation	TURBIDITY (NTUs)	COLOR (describe)	ODOR (describe)
1021	1.65	1.65	0.15	11.07	6.10	28.4	851	1.17	4.76	CLEAR	NONE
1024	0.45	2.10	0.15	11.07	6.09	28.3	852	1.03	4.58	"	"
1027	0.45	2.55	0.15	11.07	6.08	28.3	850	0.72	3.39	"	"

WELL CAPACITY (Gallons Per Foot): **0.75"** = 0.02; **1"** = 0.04; **1.25"** = 0.06; **2"** = 0.16; **3"** = 0.37; **4"** = 0.65; **5"** = 1.02; **6"** = 1.47; **12"** = 5.88
TUBING INSIDE DIA. CAPACITY (Gal./Ft.): **1/8"** = 0.0006; **3/16"** = 0.0014; **1/4"** = 0.0026; **5/16"** = 0.004; **3/8"** = 0.006; **1/2"** = 0.010; **5/8"** = 0.016

PURGING EQUIPMENT CODES: B = Bailer; BP = Bladder Pump; ESP = Electric Submersible Pump; PP = Peristaltic Pump; O = Other (Specify)

SAMPLING DATA

SAMPLED BY (PRINT) / AFFILIATION: H. DUGUES / PACE	SAMPLER(S) SIGNATURE(S): H. DUGUES	SAMPLING INITIATED AT: 1028	SAMPLING ENDED AT: 1037
PUMP OR TUBING DEPTH IN WELL (feet): 13	TUBING MATERIAL CODE: HDPE	FIELD-FILTERED: Y (N) Filtration Equipment Type:	FILTER SIZE: ____ µm
FIELD DECONTAMINATION: PUMP (Y) N	TUBING Y (N) (replaced)	DUPLICATE: Y (N)	

SAMPLE CONTAINER SPECIFICATION				SAMPLE PRESERVATION			INTENDED ANALYSIS AND/OR METHOD	SAMPLING EQUIPMENT CODE	SAMPLE PUMP FLOW RATE (mL per minute)
SAMPLE ID CODE	# CONTAINERS	MATERIAL CODE	VOLUME	PRESERVATIVE USED	TOTAL VOL ADDED IN FIELD (mL)	FINAL pH			
	1	PE	1L	COOL	Ø	6.0	Cl, NO3, TDS	APP	<300
	1	PE	250mL	HNO3		<2	METALS		
	1	PE	250mL	H2SO4		<2	NH3		
	3	CG	40mL	COOL		6.0	EDB & DBCP		
	3	CG	40mL	HCL		<2	8260		

REMARKS:

MATERIAL CODES: AG = Amber Glass; CG = Clear Glass; PE = Polyethylene; PP = Polypropylene; S = Silicone; T = Teflon; O = Other (Specify)

SAMPLING EQUIPMENT CODES: APP = After Peristaltic Pump; B = Bailer; BP = Bladder Pump; ESP = Electric Submersible Pump; RFPP = Reverse Flow Peristaltic Pump; SM = Straw Method (Tubing Gravity Drain); O = Other (Specify)

NOTES: 1. The above do not constitute all of the information required by Chapter 62-160, F.A.C.
2. STABILIZATION CRITERIA FOR RANGE OF VARIATION OF LAST THREE CONSECUTIVE READINGS (SEE FS 2212, SECTION 3)
pH: ± 0.2 units **Temperature:** ± 0.2 °C **Specific Conductance:** ± 5% **Dissolved Oxygen:** all readings ≤ 20% saturation (see Table FS 2200-2); optionally, ± 0.2 mg/L or ± 10% (whichever is greater) **Turbidity:** all readings ≤ 20 NTU; optionally ± 5 NTU or ± 10% (whichever is greater)

Form FD 9000-24

GROUNDWATER SAMPLING LOG

SITE NAME: M.C. LENARD L.F | SITE LOCATION: 2333 LENARD RD. BRADENTON

WELL NO: GW-20 | SAMPLE ID: GW-20 | DATE: 11-7-19

PURGING DATA

WELL DIAMETER (inches): 2 | TUBING DIAMETER (inches): 1/4 | WELL SCREEN INTERVAL DEPTH: feet to feet | STATIC DEPTH TO WATER (feet): 10.92 | PURGE PUMP TYPE OR BAILER: PP

WELL VOLUME PURGE: 1 WELL VOLUME = (TOTAL WELL DEPTH – STATIC DEPTH TO WATER) X WELL CAPACITY
(only fill out if applicable)
= (20.12 feet – 10.92 feet) X 0.16 gallons/foot = 1.472 gallons

EQUIPMENT VOLUME PURGE: 1 EQUIPMENT VOL. = PUMP VOLUME + (TUBING CAPACITY X TUBING LENGTH) + FLOW CELL VOLUME
(only fill out if applicable)
= gallons + (gallons/foot X feet) + gallons = gallons

INITIAL PUMP OR TUBING DEPTH IN WELL (feet): 14' | FINAL PUMP OR TUBING DEPTH IN WELL (feet): 14' | PURGING INITIATED AT: 1103 | PURGING ENDED AT: 1119 | TOTAL VOLUME PURGED (gallons): 2.40

TIME	VOLUME PURGED (gallons)	CUMUL. VOLUME PURGED (gallons)	PURGE RATE (gpm)	DEPTH TO WATER (feet)	pH (standard units)	TEMP. (°C)	COND. (circle units) µmhos/cm or mS/cm	DISSOLVED OXYGEN (circle units) mg/L or % saturation	TURBIDITY (NTUs)	COLOR (describe)	ODOR (describe)
1113	1.50	1.50	0.15	11.20	6.21	29.6	675	2.00	13.4	CLEAR	NONE
1116	0.45	1.95	0.15	11.20	6.20	29.7	671	0.94	8.26	"	"
1119	0.45	2.40	0.15	11.20	6.19	29.7	672	0.86	7.50	"	"

WELL CAPACITY (Gallons Per Foot): 0.75" = 0.02; 1" = 0.04; 1.25" = 0.06; 2" = 0.16; 3" = 0.37; 4" = 0.65; 5" = 1.02; 6" = 1.47; 12" = 5.88
TUBING INSIDE DIA. CAPACITY (Gal./Ft.): 1/8" = 0.0006; 3/16" = 0.0014; 1/4" = 0.0026; 5/16" = 0.004; 3/8" = 0.006; 1/2" = 0.010; 5/8" = 0.016
PURGING EQUIPMENT CODES: B = Bailer; BP = Bladder Pump; ESP = Electric Submersible Pump; PP = Peristaltic Pump; O = Other (Specify)

SAMPLING DATA

SAMPLED BY (PRINT) / AFFILIATION: H. BOGUES / PACE | SAMPLER(S) SIGNATURE(S): H. BOGUES | SAMPLING INITIATED AT: 1120 | SAMPLING ENDED AT: 1129

PUMP OR TUBING DEPTH IN WELL (feet): 14' | TUBING MATERIAL CODE: HDPE | FIELD-FILTERED: Y (N) Filtration Equipment Type: | FILTER SIZE: ____ µm

FIELD DECONTAMINATION: PUMP (Y) N TUBING Y (N) (replaced) | DUPLICATE: Y (N)

SAMPLE CONTAINER SPECIFICATION				SAMPLE PRESERVATION					
SAMPLE ID CODE	# CONTAINERS	MATERIAL CODE	VOLUME	PRESERVATIVE USED	TOTAL VOL ADDED IN FIELD (mL)	FINAL pH	INTENDED ANALYSIS AND/OR METHOD	SAMPLING EQUIPMENT CODE	SAMPLE PUMP FLOW RATE (mL per minute)
	1	PE	1L	COOL	0	6.1	CL NO3 TDS	APP	<200
	1	PE	250mL	HNO3		<2	METALS		
	1	PE	250mL	H2SO4		<2	NH3		
	2	CG	40mL	COOL		6.1	EDB & DBCP		
	3	CG	40mL	HCL		<2	8260		

REMARKS:

MATERIAL CODES: AG = Amber Glass; CG = Clear Glass; PE = Polyethylene; PP = Polypropylene; S = Silicone; T = Teflon; O = Other (Specify)

SAMPLING EQUIPMENT CODES: APP = After Peristaltic Pump; B = Bailer; BP = Bladder Pump; ESP = Electric Submersible Pump; RFPP = Reverse Flow Peristaltic Pump; SM = Straw Method (Tubing Gravity Drain); O = Other (Specify)

NOTES: 1. The above do not constitute all of the information required by Chapter 62-160, F.A.C.
2. STABILIZATION CRITERIA FOR RANGE OF VARIATION OF LAST THREE CONSECUTIVE READINGS (SEE FS 2212, SECTION 3)
pH: ± 0.2 units Temperature: ± 0.2 °C Specific Conductance: ± 5% Dissolved Oxygen: all readings ≤ 20% saturation (see Table FS 2200-2); optionally, ± 0.2 mg/L or ± 10% (whichever is greater) Turbidity: all readings ≤ 20 NTU; optionally ± 5 NTU or ± 10% (whichever is greater)

Form FD 9000-24

GROUNDWATER SAMPLING LOG

SITE NAME: M.C. LEONARD L.F		SITE LOCATION: 3333 LEONARD BRADENTON	
WELL NO: GW-21	SAMPLE ID: GW-21		DATE: 11-7-19

PURGING DATA

WELL DIAMETER (inches): 2	TUBING DIAMETER (inches): 1/4	WELL SCREEN INTERVAL DEPTH: feet to feet	STATIC DEPTH TO WATER (feet): 13.55	PURGE PUMP TYPE OR BAILER: PP

WELL VOLUME PURGE: 1 WELL VOLUME = (TOTAL WELL DEPTH – STATIC DEPTH TO WATER) X WELL CAPACITY
(only fill out if applicable)
= (20.12 feet – 13.55 feet) X 0.16 gallons/foot = 1.0512 gallons

EQUIPMENT VOLUME PURGE: 1 EQUIPMENT VOL. = PUMP VOLUME + (TUBING CAPACITY X TUBING LENGTH) + FLOW CELL VOLUME
(only fill out if applicable)
= gallons + (gallons/foot X feet) + gallons = gallons

INITIAL PUMP OR TUBING DEPTH IN WELL (feet): 17'	FINAL PUMP OR TUBING DEPTH IN WELL (feet): 17'	PURGING INITIATED AT: 1150	PURGING ENDED AT: 1204	TOTAL VOLUME PURGED (gallons): 2.10

TIME	VOLUME PURGED (gallons)	CUMUL. VOLUME PURGED (gallons)	PURGE RATE (gpm)	DEPTH TO WATER (feet)	pH (standard units)	TEMP. (°C)	COND. (circle units) µmhos/cm or µS/cm	DISSOLVED OXYGEN (circle units) mg/L or % saturation	TURBIDITY (NTUs)	COLOR (describe)	ODOR (describe)
1155	1.20	1.20	0.15	13.80	6.23	29.0	288.7	1.44	8.19	CLEAR	NONE
1201	0.45	1.65	0.15	13.80	6.22	29.1	287.5	1.03	7.17	"	"
1204	0.45	2.10	0.15	13.80	6.21	29.1	288.5	0.84	6.71	"	"

WELL CAPACITY (Gallons Per Foot): **0.75"** = 0.02; **1"** = 0.04; **1.25"** = 0.06; **2"** = 0.16; **3"** = 0.37; **4"** = 0.65; **5"** = 1.02; **6"** = 1.47; **12"** = 5.88
TUBING INSIDE DIA. CAPACITY (Gal./Ft.): **1/8"** = 0.0006; **3/16"** = 0.0014; **1/4"** = 0.0026; **5/16"** = 0.004; **3/8"** = 0.006; **1/2"** = 0.010; **5/8"** = 0.016

PURGING EQUIPMENT CODES: **B** = Bailer; **BP** = Bladder Pump; **ESP** = Electric Submersible Pump; **PP** = Peristaltic Pump; **O** = Other (Specify)

SAMPLING DATA

SAMPLED BY (PRINT) / AFFILIATION: H. DUGUES/PACE	SAMPLER(S) SIGNATURE(S): H. DUGUES	SAMPLING INITIATED AT: 1205	SAMPLING ENDED AT: 1214
PUMP OR TUBING DEPTH IN WELL (feet): 17'	TUBING MATERIAL CODE: HDPE	FIELD-FILTERED: Y (N) Filtration Equipment Type:	FILTER SIZE: ____ µm
FIELD DECONTAMINATION: PUMP (Y) N	TUBING Y (N) (replaced)	DUPLICATE: Y (N)	

SAMPLE CONTAINER SPECIFICATION				SAMPLE PRESERVATION			INTENDED ANALYSIS AND/OR METHOD	SAMPLING EQUIPMENT CODE	SAMPLE PUMP FLOW RATE (mL per minute)
SAMPLE ID CODE	# CONTAINERS	MATERIAL CODE	VOLUME	PRESERVATIVE USED	TOTAL VOL ADDED IN FIELD (mL)	FINAL pH			
	1	PE	1L	COOL	0	6.2	Cl, NO3, TDS	APP	<300
	1	PE	250 mL	HNO3		<2	METALS		
	1	PE	250 mL	H2SO4		<2	NH3		
	2	CG	40 mL	COOL		6.2	EDB & DBCP		
	3	CG	40 mL	HCL		<2	8260		

REMARKS:

MATERIAL CODES: **AG** = Amber Glass; **CG** = Clear Glass; **PE** = Polyethylene; **PP** = Polypropylene; **S** = Silicone; **T** = Teflon; **O** = Other (Specify)

SAMPLING EQUIPMENT CODES: **APP** = After Peristaltic Pump; **B** = Bailer; **BP** = Bladder Pump; **ESP** = Electric Submersible Pump; **RFPP** = Reverse Flow Peristaltic Pump; **SM** = Straw Method (Tubing Gravity Drain); **O** = Other (Specify)

NOTES: 1. The above do not constitute all of the information required by Chapter 62-160, F.A.C.
2. STABILIZATION CRITERIA FOR RANGE OF VARIATION OF LAST THREE CONSECUTIVE READINGS (SEE FS 2212, SECTION 3)
pH: ± 0.2 units **Temperature:** ± 0.2 °C **Specific Conductance:** ± 5% **Dissolved Oxygen:** all readings ≤ 20% saturation (see Table FS 2200-2); optionally, ± 0.2 mg/L or ± 10% (whichever is greater) **Turbidity:** all readings ≤ 20 NTU; optionally ± 5 NTU or ± 10% (whichever is greater)

Form FD 9000-24

GROUNDWATER SAMPLING LOG

SITE NAME: M.C LENARD L.F		SITE LOCATION: 3333 LENA RD. BRADENTON	
WELL NO: GW-22	SAMPLE ID: GW-22		DATE: 11-7-19

PURGING DATA

WELL DIAMETER (inches): 2	TUBING DIAMETER (inches): 1/4	WELL SCREEN INTERVAL DEPTH: feet to feet	STATIC DEPTH TO WATER (feet): 14.10	PURGE PUMP TYPE OR BAILER: PP

WELL VOLUME PURGE: 1 WELL VOLUME = (TOTAL WELL DEPTH – STATIC DEPTH TO WATER) X WELL CAPACITY
(only fill out if applicable)
= (22.45 feet – 14.10 feet) X 0.16 gallons/foot = 1.336 gallons

EQUIPMENT VOLUME PURGE: 1 EQUIPMENT VOL. = PUMP VOLUME + (TUBING CAPACITY X TUBING LENGTH) + FLOW CELL VOLUME
(only fill out if applicable)
= gallons + (gallons/foot X feet) + gallons = gallons

INITIAL PUMP OR TUBING DEPTH IN WELL (feet): 17'	FINAL PUMP OR TUBING DEPTH IN WELL (feet): 17'	PURGING INITIATED AT: 1241	PURGING ENDED AT: 1256	TOTAL VOLUME PURGED (gallons): 2.25	

TIME	VOLUME PURGED (gallons)	CUMUL. VOLUME PURGED (gallons)	PURGE RATE (gpm)	DEPTH TO WATER (feet)	pH (standard units)	TEMP. (°C)	COND. (circle units) µmhos/cm or µS/cm	DISSOLVED OXYGEN (circle units) mg/l or % saturation	TURBIDITY (NTUs)	COLOR (describe)	ODOR (describe)
1250	1.35	1.35	0.15	14.29	5.52	28.0	349.7	1.25	6.38	CLEAR	NONE
1255	0.45	1.80	0.15	14.29	5.52	28.0	349.8	1.21	4.32	"	"
1256	0.45	2.25	0.15	14.29	5.52	28.0	346.0	1.18	3.87	"	NONE

WELL CAPACITY (Gallons Per Foot): 0.75" = 0.02; 1" = 0.04; 1.25" = 0.06; 2" = 0.16; 3" = 0.37; 4" = 0.65; 5" = 1.02; 6" = 1.47; 12" = 5.88
TUBING INSIDE DIA. CAPACITY (Gal./Ft.): 1/8" = 0.0006; 3/16" = 0.0014; 1/4" = 0.0026; 5/16" = 0.004; 3/8" = 0.006; 1/2" = 0.010; 5/8" = 0.016
PURGING EQUIPMENT CODES: B = Bailer; BP = Bladder Pump; ESP = Electric Submersible Pump; PP = Peristaltic Pump; O = Other (Specify)

SAMPLING DATA

SAMPLED BY (PRINT) / AFFILIATION: H. BUGLES/PACE	SAMPLER(S) SIGNATURE(S): H. BUGLES	SAMPLING INITIATED AT: 1255	SAMPLING ENDED AT: 1306
PUMP OR TUBING DEPTH IN WELL (feet): 17'	TUBING MATERIAL CODE: HDPE	FIELD-FILTERED: Y (N) Filtration Equipment Type:	FILTER SIZE: ____ µm
FIELD DECONTAMINATION: PUMP (Y) N	TUBING Y (N) (replaced)	DUPLICATE: Y (N)	

SAMPLE CONTAINER SPECIFICATION				SAMPLE PRESERVATION					
SAMPLE ID CODE	# CONTAINERS	MATERIAL CODE	VOLUME	PRESERVATIVE USED	TOTAL VOL ADDED IN FIELD (mL)	FINAL pH	INTENDED ANALYSIS AND/OR METHOD	SAMPLING EQUIPMENT CODE	SAMPLE PUMP FLOW RATE (mL per minute)
	1	PE	1L	COOL	0	5.5	CL NO3 TDS	APP	< 300
	1	PE	250mL	HNO3		<2	METALS		
	1	PE	250mL	H2SO4		<2	NH3		
	2	VG	40mL	COOL		5.5	EDB & DBCP		
	3	VG	40mL	HCL		<2	8260		

REMARKS:

MATERIAL CODES: AG = Amber Glass; CG = Clear Glass; PE = Polyethylene; PP = Polypropylene; S = Silicone; T = Teflon; O = Other (Specify)

SAMPLING EQUIPMENT CODES: APP = After Peristaltic Pump; B = Bailer; BP = Bladder Pump; ESP = Electric Submersible Pump; RFPP = Reverse Flow Peristaltic Pump; SM = Straw Method (Tubing Gravity Drain); O = Other (Specify)

NOTES: 1. The above do not constitute all of the information required by Chapter 62-160, F.A.C.
2. STABILIZATION CRITERIA FOR RANGE OF VARIATION OF LAST THREE CONSECUTIVE READINGS (SEE FS 2212, SECTION 3)
pH: ± 0.2 units Temperature: ± 0.2 °C Specific Conductance: ± 5% Dissolved Oxygen: all readings ≤ 20% saturation (see Table FS 2200-2); optionally, ± 0.2 mg/L or ± 10% (whichever is greater) Turbidity: all readings ≤ 20 NTU; optionally ± 5 NTU or ± 10% (whichever is greater)

Form FD 9000-24

GROUNDWATER SAMPLING LOG

SITE NAME: M.C. LENA RD. L.F	SITE LOCATION: 3333 LENA RD. BRADENTON	
WELL NO: GW-23	SAMPLE ID: GW-23	DATE: 11-7-19

PURGING DATA

WELL DIAMETER (inches): 2	TUBING DIAMETER (inches): 1/4	WELL SCREEN INTERVAL DEPTH: feet to feet	STATIC DEPTH TO WATER (feet): 10.51	PURGE PUMP TYPE OR BAILER: PP

WELL VOLUME PURGE: 1 WELL VOLUME = (TOTAL WELL DEPTH – STATIC DEPTH TO WATER) X WELL CAPACITY
(only fill out if applicable)
= (20.30 feet – 10.51 feet) X 0.16 gallons/foot = 1.5664 gallons

EQUIPMENT VOLUME PURGE: 1 EQUIPMENT VOL. = PUMP VOLUME + (TUBING CAPACITY X TUBING LENGTH) + FLOW CELL VOLUME
(only fill out if applicable)
= gallons + (gallons/foot X feet) + gallons = gallons

INITIAL PUMP OR TUBING DEPTH IN WELL (feet): 13'	FINAL PUMP OR TUBING DEPTH IN WELL (feet): 13'	PURGING INITIATED AT: 1327	PURGING ENDED AT: 1344	TOTAL VOLUME PURGED (gallons): 2.55

TIME	VOLUME PURGED (gallons)	CUMUL. VOLUME PURGED (gallons)	PURGE RATE (gpm)	DEPTH TO WATER (feet)	pH (standard units)	TEMP. (°C)	COND. (circle units) µmhos/cm or mS/cm	DISSOLVED OXYGEN (circle units) mg/L or % saturation	TURBIDITY (NTUs)	COLOR (describe)	ODOR (describe)
1338	1.65	1.65	0.15	10.65	5.96	28.6	504	0.94	12.4	CLEAR	NONE
1341	0.45	2.10	0.15	10.65	5.96	28.6	504	0.87	9.70	"	"
1344	0.45	2.55	0.15	10.65	5.96	28.6	504	0.73	7.18	CLEAR	"

WELL CAPACITY (Gallons Per Foot): **0.75"** = 0.02; **1"** = 0.04; **1.25"** = 0.06; **2"** = 0.16; **3"** = 0.37; **4"** = 0.65; **5"** = 1.02; **6"** = 1.47; **12"** = 5.88
TUBING INSIDE DIA. CAPACITY (Gal./Ft.): **1/8"** = 0.0006; **3/16"** = 0.0014; **1/4"** = 0.0026; **5/16"** = 0.004; **3/8"** = 0.006; **1/2"** = 0.010; **5/8"** = 0.016
PURGING EQUIPMENT CODES: **B** = Bailer; **BP** = Bladder Pump; **ESP** = Electric Submersible Pump; **PP** = Peristaltic Pump; **O** = Other (Specify)

SAMPLING DATA

SAMPLED BY (PRINT) / AFFILIATION: H. BOGGS / PACE	SAMPLER(S) SIGNATURE(S): H. BOGGS	SAMPLING INITIATED AT: 1345	SAMPLING ENDED AT: 1354
PUMP OR TUBING DEPTH IN WELL (feet): 13'	TUBING MATERIAL CODE: HDPE	FIELD-FILTERED: Y (N) Filtration Equipment Type:	FILTER SIZE: ____ µm
FIELD DECONTAMINATION: PUMP (Y) N	TUBING Y (N) (replaced)	DUPLICATE: Y (N)	

SAMPLE CONTAINER SPECIFICATION				SAMPLE PRESERVATION					
SAMPLE ID CODE	# CONTAINERS	MATERIAL CODE	VOLUME	PRESERVATIVE USED	TOTAL VOL ADDED IN FIELD (mL)	FINAL pH	INTENDED ANALYSIS AND/OR METHOD	SAMPLING EQUIPMENT CODE	SAMPLE PUMP FLOW RATE (mL per minute)
	1	PE	1L	COOL	0	5.9	Cl NO3 TDS	APP	< 300
	1	PE	250 mL	HNO3		<2	METALS		
	1	PE	250 mL	H2SO4		<2	NH3		
	3	CG	40 mL	COOL		5.9	EDB & DBCP		
	3	CG	40 mL	HCL		<2	8260		

REMARKS:

MATERIAL CODES: **AG** = Amber Glass; **CG** = Clear Glass; **PE** = Polyethylene; **PP** = Polypropylene; **S** = Silicone; **T** = Teflon; **O** = Other (Specify)

SAMPLING EQUIPMENT CODES: **APP** = After Peristaltic Pump; **B** = Bailer; **BP** = Bladder Pump; **ESP** = Electric Submersible Pump; **RFPP** = Reverse Flow Peristaltic Pump; **SM** = Straw Method (Tubing Gravity Drain); **O** = Other (Specify)

NOTES: 1. The above do not constitute all of the information required by Chapter 62-160, F.A.C.
2. STABILIZATION CRITERIA FOR RANGE OF VARIATION OF LAST THREE CONSECUTIVE READINGS (SEE FS 2212, SECTION 3)
pH: ± 0.2 units **Temperature:** ± 0.2 °C **Specific Conductance:** ± 5% **Dissolved Oxygen:** all readings ≤ 20% saturation (see Table FS 2200-2); optionally, ± 0.2 mg/L or ± 10% (whichever is greater) **Turbidity:** all readings ≤ 20 NTU; optionally ± 5 NTU or ± 10% (whichever is greater)

Form FD 9000-24

GROUNDWATER SAMPLING LOG

SITE NAME: M.C. LENARD L.F		SITE LOCATION: 3333 LENA RD. BRADENTON	
WELL NO: GW-24	SAMPLE ID: GW-24		DATE: 11-7-19

PURGING DATA

WELL DIAMETER (inches): 2	TUBING DIAMETER (inches): 1/4	WELL SCREEN INTERVAL DEPTH: feet to feet	STATIC DEPTH TO WATER (feet): 11.34	PURGE PUMP TYPE OR BAILER: PP

WELL VOLUME PURGE: 1 WELL VOLUME = (TOTAL WELL DEPTH – STATIC DEPTH TO WATER) X WELL CAPACITY
(only fill out if applicable)
= (22.05 feet – 11.34 feet) X 0.16 gallons/foot = 1.7136 gallons

EQUIPMENT VOLUME PURGE: 1 EQUIPMENT VOL. = PUMP VOLUME + (TUBING CAPACITY X TUBING LENGTH) + FLOW CELL VOLUME
(only fill out if applicable)
= gallons + (gallons/foot X feet) + gallons = gallons

INITIAL PUMP OR TUBING DEPTH IN WELL (feet): 15'	FINAL PUMP OR TUBING DEPTH IN WELL (feet): 15'	PURGING INITIATED AT: 1418	PURGING ENDED AT: 1436	TOTAL VOLUME PURGED (gallons): 2.70

TIME	VOLUME PURGED (gallons)	CUMUL. VOLUME PURGED (gallons)	PURGE RATE (gpm)	DEPTH TO WATER (feet)	pH (standard units)	TEMP. (°C)	COND. (circle units) µmhos/cm or (µS/cm)	DISSOLVED OXYGEN (circle units) (mg/L) or % saturation	TURBIDITY (NTUs)	COLOR (describe)	ODOR (describe)
1430	1.80	1.80	0.15	11.66	5.84	28.7	486	1.03	14.4	CLEAR	NONE
1433	0.45	2.25	0.15	11.66	5.85	28.7	486	0.80	10.51	"	"
1436	0.45	2.70	0.15	11.66	5.86	28.7	486	0.61	7.20	"	"

WELL CAPACITY (Gallons Per Foot): 0.75" = 0.02; 1" = 0.04; 1.25" = 0.06; 2" = 0.16; 3" = 0.37; 4" = 0.65; 5" = 1.02; 6" = 1.47; 12" = 5.88
TUBING INSIDE DIA. CAPACITY (Gal./Ft.): 1/8" = 0.0006; 3/16" = 0.0014; 1/4" = 0.0026; 5/16" = 0.004; 3/8" = 0.006; 1/2" = 0.010; 5/8" = 0.016
PURGING EQUIPMENT CODES: B = Bailer; BP = Bladder Pump; ESP = Electric Submersible Pump; PP = Peristaltic Pump; O = Other (Specify)

SAMPLING DATA

SAMPLED BY (PRINT) / AFFILIATION: H. DOUGLAS / PACE	SAMPLER(S) SIGNATURE(S): H. Douglas	SAMPLING INITIATED AT: 1437	SAMPLING ENDED AT: 1446
PUMP OR TUBING DEPTH IN WELL (feet): 15'	TUBING MATERIAL CODE: HDPE	FIELD-FILTERED: Y (N) Filtration Equipment Type:	FILTER SIZE: ____ µm
FIELD DECONTAMINATION: PUMP (Y) N	TUBING Y (N) (replaced)	DUPLICATE: (Y) N	

SAMPLE CONTAINER SPECIFICATION				SAMPLE PRESERVATION			INTENDED ANALYSIS AND/OR METHOD	SAMPLING EQUIPMENT CODE	SAMPLE PUMP FLOW RATE (mL per minute)
SAMPLE ID CODE	# CONTAINERS	MATERIAL CODE	VOLUME	PRESERVATIVE USED	TOTAL VOL ADDED IN FIELD (mL)	FINAL pH			
	1	PE	1L	COOL	Ø	5.8	CHLORIDES	APP	< 300
	1	PE	250 mL	HNO3	↓	<2	METALS	↓	↓
	1	PE	250 mL	H2SO4	↓	<2	NH3	↓	↓
	3	CG	40 mL	COOL	↓	5.8	EDB & DBCP	↓	↓
	3	CG	40 mL	HCL	↓	<2	8260	↓	↓

REMARKS: DUPLICATE TAKEN (8) BOTTLES (SAME)

MATERIAL CODES: AG = Amber Glass; CG = Clear Glass; PE = Polyethylene; PP = Polypropylene; S = Silicone; T = Teflon; O = Other (Specify)

SAMPLING EQUIPMENT CODES: APP = After Peristaltic Pump; B = Bailer; BP = Bladder Pump; ESP = Electric Submersible Pump; RFPP = Reverse Flow Peristaltic Pump; SM = Straw Method (Tubing Gravity Drain); O = Other (Specify)

NOTES: 1. **The above do not constitute all of the information required by Chapter 62-160, F.A.C.**
2. STABILIZATION CRITERIA FOR RANGE OF VARIATION OF LAST THREE CONSECUTIVE READINGS (SEE FS 2212, SECTION 3)
pH: ± 0.2 units **Temperature:** ± 0.2 °C **Specific Conductance:** ± 5% **Dissolved Oxygen:** all readings ≤ 20% saturation (see Table FS 2200-2); optionally, ± 0.2 mg/L or ± 10% (whichever is greater) **Turbidity:** all readings ≤ 20 NTU; optionally ± 5 NTU or ± 10% (whichever is greater)

Form FD 9000-24

GROUNDWATER SAMPLING LOG

SITE NAME: M.C. LENARD. L.F		SITE LOCATION: 3333 LENARD. BRADENTON	
WELL NO: EQ BLANK	SAMPLE ID: EQ		DATE: 11-7-19

PURGING DATA

WELL DIAMETER (inches):	TUBING DIAMETER (inches): 1/4	WELL SCREEN INTERVAL DEPTH: feet to feet	STATIC DEPTH TO WATER (feet):	PURGE PUMP TYPE OR BAILER:

WELL VOLUME PURGE: 1 WELL VOLUME = (TOTAL WELL DEPTH – STATIC DEPTH TO WATER) X WELL CAPACITY
(only fill out if applicable)
= (feet – feet) X gallons/foot = gallons

EQUIPMENT VOLUME PURGE: 1 EQUIPMENT VOL. = PUMP VOLUME + (TUBING CAPACITY X TUBING LENGTH) + FLOW CELL VOLUME
(only fill out if applicable)
= gallons + (gallons/foot X feet) + gallons = gallons

INITIAL PUMP OR TUBING DEPTH IN WELL (feet):	FINAL PUMP OR TUBING DEPTH IN WELL (feet):	PURGING INITIATED AT:	PURGING ENDED AT:	TOTAL VOLUME PURGED (gallons):

TIME	VOLUME PURGED (gallons)	CUMUL. VOLUME PURGED (gallons)	PURGE RATE (gpm)	DEPTH TO WATER (feet)	pH (standard units)	TEMP. (°C)	COND. (circle units) µmhos/cm or µS/cm	DISSOLVED OXYGEN (circle units) mg/L or % saturation	TURBIDITY (NTUs)	COLOR (describe)	ODOR (describe)

EQ BLANK

WELL CAPACITY (Gallons Per Foot): **0.75"** = 0.02; **1"** = 0.04; **1.25"** = 0.06; **2"** = 0.16; **3"** = 0.37; **4"** = 0.65; **5"** = 1.02; **6"** = 1.47; **12"** = 5.88
TUBING INSIDE DIA. CAPACITY (Gal./Ft.): **1/8"** = 0.0006; **3/16"** = 0.0014; **1/4"** = 0.0026; **5/16"** = 0.004; **3/8"** = 0.006; **1/2"** = 0.010; **5/8"** = 0.016
PURGING EQUIPMENT CODES: **B** = Bailer; **BP** = Bladder Pump; **ESP** = Electric Submersible Pump; **PP** = Peristaltic Pump; O = Other (Specify)

SAMPLING DATA

SAMPLED BY (PRINT) / AFFILIATION: H. DUGUES/PACE	SAMPLER(S) SIGNATURE(S): H. DUGUES	SAMPLING INITIATED AT: 0710	SAMPLING ENDED AT: 0718
PUMP OR TUBING DEPTH IN WELL (feet):	TUBING MATERIAL CODE: HDPE	FIELD-FILTERED: Y (N) Filtration Equipment Type:	FILTER SIZE: ____ µm
FIELD DECONTAMINATION: PUMP (Y) N	TUBING Y (N) (replaced)	DUPLICATE: Y (N)	

SAMPLE CONTAINER SPECIFICATION				SAMPLE PRESERVATION			INTENDED ANALYSIS AND/OR METHOD	SAMPLING EQUIPMENT CODE	SAMPLE PUMP FLOW RATE (mL per minute)
SAMPLE ID CODE	# CONTAINERS	MATERIAL CODE	VOLUME	PRESERVATIVE USED	TOTAL VOL ADDED IN FIELD (mL)	FINAL pH			
	1	PE	1L	COOL	0		Cl NO3 TDS	APP	< 300
	1	PE	250 mL	HNO3	↓		METALS	↓	↓
	1	PE	250 mL	H2SO4	↓		NH3	↓	↓
	2	CG	40 mL	COOL	↓		EDB & DBCP	↓	↓
	3	CG	40 mL	HCL	↓		8260	↓	↓

REMARKS:

MATERIAL CODES: **AG** = Amber Glass; **CG** = Clear Glass; **PE** = Polyethylene; **PP** = Polypropylene; **S** = Silicone; **T** = Teflon; O = Other (Specify)

SAMPLING EQUIPMENT CODES: **APP** = After Peristaltic Pump; **B** = Bailer; **BP** = Bladder Pump; **ESP** = Electric Submersible Pump; **RFPP** = Reverse Flow Peristaltic Pump; **SM** = Straw Method (Tubing Gravity Drain); O = Other (Specify)

NOTES: 1. The above do not constitute all of the information required by Chapter 62-160, F.A.C.
2. STABILIZATION CRITERIA FOR RANGE OF VARIATION OF LAST THREE CONSECUTIVE READINGS (SEE FS 2212, SECTION 3)
pH: ± 0.2 units **Temperature:** ± 0.2 °C **Specific Conductance:** ± 5% **Dissolved Oxygen:** all readings ≤ 20% saturation (see Table FS 2200-2); optionally, ± 0.2 mg/L or ± 10% (whichever is greater) **Turbidity:** all readings ≤ 20 NTU; optionally ± 5 NTU or ± 10% (whichever is greater)

WO# : 35510079

35510079

CHAIN-OF-CUSTODY / Analytical Request Document

The Chain-of-Custody is a LEGAL DOCUMENT. All relevant fields must be completed accurately.

DAY 2

Page : Of

Section A
Required Client Information:

Company:	Manatee County Landfill
Address:	3333 Lena Road
	Bradenton, FL 34211
Email:	bob.bennett@mymanatee.org
Phone:	(941)748-5543 Fax:
Requested Due Date:	

Required Project Information:

Report To:	Bob Bennett
Copy To:	
Purchase Order #:	
Project Name:	Lena Rd Landfill (Existing Wells)
Project #:	

Section C
Invoice Information:

Attention:	
Company Name:	
Address:	
Pace Quote:	
Pace Project Manager:	cameron.meynardie@pacelabs.com,
Pace Profile #:	8100 Line 1

Regulatory Agency	
State / Location	FL

Requested Analysis Filtered (Y/N)

ITEM #	SAMPLE ID (One Character per box. (A-Z, 0-9 / , -) Sample Ids must be unique)	MATRIX CODE (see valid codes to left)	SAMPLE TYPE (G=GRAB C=COMP)	COLLECTED START DATE	COLLECTED START TIME	COLLECTED END DATE	COLLECTED END TIME	SAMPLE TEMP AT COLLECTION	# OF CONTAINERS	Preservatives: Unpreserved	H2SO4	HNO3	HCl	NaOH	Na2S2O3	Methanol	Other	Analyses Test Y/N	NH3	CL, NO3, TDS	Metals - App I+Fe,Na,Hg	8260 App I	EDB and DBCP EPA 8011	Trip Blank 8011	Residual Chlorine (Y/N)
1	GW-8		G			11/6	0818		8	X	X	X	X						X	X	X	X	X		
2	GW-9		G			11/6	0906		8	X	X	X	X						X	X	X	X	X		
3	GW-10		G			11/6	1012		8	X	X	X	X						X	X	X	X	X		
4	GW-11		G			11/6	1101		8	X	X	X	X						X	X	X	X	X		
5	GW-12		G			11/6	1149		8	X	X	X	X						X	X	X	X	X		
6	GW-13		G			11/6	1227		8	X	X	X	X						X	X	X	X	X		
7	GW-14		G			11/6	1321		8	X	X	X	X						X	X	X	X	X		
8	BGW-1		G			11/6	1407		8	X	X	X	X						X	X	X	X	X		
9	GW-15		G			11/6	1446		8	X	X	X	X						X	X	X	X	X		
10	DUP.		G			11/6	1446		8	X	X	X	X						X	X	X	X	X		
11	TRIP BLANK								2														X		
12																									

ADDITIONAL COMMENTS	RELINQUISHED BY / AFFILIATION	DATE	TIME	ACCEPTED BY / AFFILIATION	DATE	TIME	1	2	3	SAMPLE CONDITIONS
pH, Temp, Spec Cond, DO, Turbidity,Color and Sheen by observation	H. BOGUES/PACE	11-6-19	1654	[illegible]	11/6/19	1654	4.5	Y	N	Y

SAMPLER NAME AND SIGNATURE

PRINT Name of SAMPLER: HOWARD BOGUES

SIGNATURE of SAMPLER: H. BOGUES

DATE Signed: 11-6-19

TEMP in C	Received on Ice (Y/N)	Custody Sealed Cooler (Y/N)	Samples Intact (Y/N)

Pace Analytical Florida Laboratory	Document Name: Sample Condition Upon Receipt Form	Document Revised: May 30, 2018
	Document No.: F-FL-C-007 rev. 13	Issuing Authority: Pace Florida Quality Office

Sample Condition Upon Receipt Form (SCUR)

Project # WO#: 35510079

Project Manager: PM: CEM **Due Date:** 11/20/19

Client: CLIENT: MANCOU-SW

Date and Initials of person:
Examining contents: LJM
Label:
Deliver: 11-6-19
pH:

Thermometer Used: T-203 Date: 11/6/19 Time: 1655 Initials: MK

State of Origin: ☐ For WV projects, all containers verified to ≤6 °C

Cooler #1 Temp.°C	4.6 (Visual)	-0.1 (Correction Factor)	4.5 (Actual)	☒ Samples on ice, cooling process has begun
Cooler #2 Temp.°C	4.2 (Visual)	-0.1 (Correction Factor)	4.1 (Actual)	☒ Samples on ice, cooling process has begun
Cooler #3 Temp.°C	(Visual)	(Correction Factor)	(Actual)	☐ Samples on ice, cooling process has begun
Cooler #4 Temp.°C	(Visual)	(Correction Factor)	(Actual)	☐ Samples on ice, cooling process has begun
Cooler #5 Temp.°C	(Visual)	(Correction Factor)	(Actual)	☐ Samples on ice, cooling process has begun
Cooler #6 Temp.°C	(Visual)	(Correction Factor)	(Actual)	☐ Samples on ice, cooling process has begun

Courier: ☐ Fed Ex ☐ UPS ☐ USPS ☐ Client ☐ Commercial ☒ Pace ☐ Other

Shipping Method: ☐ First Overnight ☐ Priority Overnight ☐ Standard Overnight ☒ Ground ☐ International Priority ☐ Other

Billing: ☐ Recipient ☐ Sender ☐ Third Party ☐ Credit Card ☐ Unknown

Tracking #

Custody Seal on Cooler/Box Present: ☐ Yes ☒ No **Seals intact:** ☐ Yes ☐ No **Ice:** (Wet) Blue Dry None

Packing Material: ☐ Bubble Wrap ☒ Bubble Bags ☐ None ☐ Other

Samples shorted to lab (If Yes, complete) Shorted Date: Shorted Time: Qty:

		Comments:
Chain of Custody Present	☒ Yes ☐ No ☐ N/A	
Chain of Custody Filled Out	☒ Yes ☐ No ☐ N/A	
Relinquished Signature & Sampler Name COC	☒ Yes ☐ No ☐ N/A	
Samples Arrived within Hold Time	☒ Yes ☐ No ☐ N/A	
Rush TAT requested on COC	☐ Yes ☒ No ☐ N/A	
Sufficient Volume	☒ Yes ☐ No ☐ N/A	
Correct Containers Used	☒ Yes ☐ No ☐ N/A	
Containers Intact	☒ Yes ☐ No ☐ N/A	
Sample Labels match COC (sample IDs & date/time of collection)	☒ Yes ☐ No ☐ N/A	
All containers needing acid/base preservation have been checked.	☒ Yes ☐ No ☐ N/A	Preservation Information:
All Containers needing preservation are found to be in compliance with EPA recommendation: Exceptions: VOA, Coliform, TOC, O&G, Carbamates	☒ Yes ☐ No ☐ N/A	Preservative: Lot #/Trace #: Date: Time: Initials:
Headspace in VOA Vials? (>6mm):	☐ Yes ☒ No ☐ N/A	
Trip Blank Present:	☒ Yes ☐ No ☐ N/A	for 8011

Client Notification/ Resolution:
Person Contacted: Date/Time:

Comments/ Resolution (use back for additional comments):

Project Manager Review: Date:

Form FD 9000-24

GROUNDWATER SAMPLING LOG

SITE NAME: M.C. LENARD.		SITE LOCATION: 3333 LENARD	
WELL NO: GW-8	SAMPLE ID: GW-8		DATE: 11-6-19

PURGING DATA

WELL DIAMETER (inches): 2	TUBING DIAMETER (inches): 1/4	WELL SCREEN INTERVAL DEPTH: feet to feet	STATIC DEPTH TO WATER (feet): 10.31	PURGE PUMP TYPE OR BAILER: PP

WELL VOLUME PURGE: 1 WELL VOLUME = (TOTAL WELL DEPTH – STATIC DEPTH TO WATER) X WELL CAPACITY
(only fill out if applicable)
= (20.32 feet – 10.31 feet) X 0.16 gallons/foot = 1.6016 gallons

EQUIPMENT VOLUME PURGE: 1 EQUIPMENT VOL. = PUMP VOLUME + (TUBING CAPACITY X TUBING LENGTH) + FLOW CELL VOLUME
(only fill out if applicable)
= gallons + (gallons/foot X feet) + gallons = gallons

INITIAL PUMP OR TUBING DEPTH IN WELL (feet): 14'	FINAL PUMP OR TUBING DEPTH IN WELL (feet): 14	PURGING INITIATED AT: 0800	PURGING ENDED AT: 0817	TOTAL VOLUME PURGED (gallons): 2.55

TIME	VOLUME PURGED (gallons)	CUMUL. VOLUME PURGED (gallons)	PURGE RATE (gpm)	DEPTH TO WATER (feet)	pH (standard units)	TEMP. (°C)	COND. (circle units) µmhos/cm or mS/cm	DISSOLVED OXYGEN (circle units) mg/L or % saturation	TURBIDITY (NTUs)	COLOR (describe)	ODOR (describe)
0811	1.65	1.65	0.15	10.89	7.00	26.5	624	1.01	3.06	CLEAR	NONE
0814	0.45	2.10	0.15	10.89	6.99	26.5	624	0.94	2.78	"	"
0817	0.45	2.55	0.15	10.59	6.99	26.6	623	0.99	2.51	"	"

WELL CAPACITY (Gallons Per Foot): 0.75" = 0.02; 1" = 0.04; 1.25" = 0.06; 2" = 0.16; 3" = 0.37; 4" = 0.65; 5" = 1.02; 6" = 1.47; 12" = 5.88
TUBING INSIDE DIA. CAPACITY (Gal./Ft.): 1/8" = 0.0006; 3/16" = 0.0014; 1/4" = 0.0026; 5/16" = 0.004; 3/8" = 0.006; 1/2" = 0.010; 5/8" = 0.016
PURGING EQUIPMENT CODES: B = Bailer; BP = Bladder Pump; ESP = Electric Submersible Pump; PP = Peristaltic Pump; O = Other (Specify)

SAMPLING DATA

SAMPLED BY (PRINT) / AFFILIATION: H. DUGUES/PACE	SAMPLER(S) SIGNATURE(S): H. DUGUES	SAMPLING INITIATED AT: 0818	SAMPLING ENDED AT: 0827
PUMP OR TUBING DEPTH IN WELL (feet): 14	TUBING MATERIAL CODE: HDPE	FIELD-FILTERED: Y (N) Filtration Equipment Type:	FILTER SIZE: ____ µm
FIELD DECONTAMINATION: PUMP (Y) N	TUBING Y (N) (replaced)	DUPLICATE: Y (N)	

SAMPLE CONTAINER SPECIFICATION				SAMPLE PRESERVATION			INTENDED ANALYSIS AND/OR METHOD	SAMPLING EQUIPMENT CODE	SAMPLE PUMP FLOW RATE (mL per minute)
SAMPLE ID CODE	# CONTAINERS	MATERIAL CODE	VOLUME	PRESERVATIVE USED	TOTAL VOL ADDED IN FIELD (mL)	FINAL pH			
	1	PE	1L	COOL	0	6.9	CL NO3 TDS	APP	< 300
	1	PE	250 mL	HNO3		<2	METALS		
	1	PE	250 mL	H2SO4		<2	NH3		
	2	CG	40 mL	COOL		6.9	EDB & DBCP		
	3	CG	40 mL	HCL		<2	8260		

REMARKS:

MATERIAL CODES: AG = Amber Glass; CG = Clear Glass; PE = Polyethylene; PP = Polypropylene; S = Silicone; T = Teflon; O = Other (Specify)

SAMPLING EQUIPMENT CODES: APP = After Peristaltic Pump; B = Bailer; BP = Bladder Pump; ESP = Electric Submersible Pump; RFPP = Reverse Flow Peristaltic Pump; SM = Straw Method (Tubing Gravity Drain); O = Other (Specify)

NOTES: 1. The above do not constitute all of the information required by Chapter 62-160, F.A.C.
2. STABILIZATION CRITERIA FOR RANGE OF VARIATION OF LAST THREE CONSECUTIVE READINGS (SEE FS 2212, SECTION 3)
pH: ± 0.2 units Temperature: ± 0.2 °C Specific Conductance: ± 5% Dissolved Oxygen: all readings ≤ 20% saturation (see Table FS 2200-2); optionally, ± 0.2 mg/L or ± 10% (whichever is greater) Turbidity: all readings ≤ 20 NTU; optionally ± 5 NTU or ± 10% (whichever is greater)

Form FD 9000-24

GROUNDWATER SAMPLING LOG

SITE NAME: M.C LENARD. L.S		SITE LOCATION: 3333 LENARD. BRADENTON	
WELL NO: GW-9	SAMPLE ID: GW-9		DATE: 11-6-19

PURGING DATA

WELL DIAMETER (inches): 2	TUBING DIAMETER (inches):	WELL SCREEN INTERVAL DEPTH: feet to feet	STATIC DEPTH TO WATER (feet):	PURGE PUMP TYPE OR BAILER: BP

WELL VOLUME PURGE: 1 WELL VOLUME = (TOTAL WELL DEPTH – STATIC DEPTH TO WATER) X WELL CAPACITY
(only fill out if applicable)
= 20.56 feet – 11.20 feet) X 0.16 gallons/foot = 1.4976 gallons

EQUIPMENT VOLUME PURGE: 1 EQUIPMENT VOL. = PUMP VOLUME + (TUBING CAPACITY X TUBING LENGTH) + FLOW CELL VOLUME
(only fill out if applicable)
= gallons + (gallons/foot X feet) + gallons = gallons

INITIAL PUMP OR TUBING DEPTH IN WELL (feet): 15	FINAL PUMP OR TUBING DEPTH IN WELL (feet): 15'	PURGING INITIATED AT: 0849	PURGING ENDED AT: 0905	TOTAL VOLUME PURGED (gallons): 2.40

TIME	VOLUME PURGED (gallons)	CUMUL. VOLUME PURGED (gallons)	PURGE RATE (gpm)	DEPTH TO WATER (feet)	pH (standard units)	TEMP. (°C)	COND. (circle units) µmhos/cm or µS/cm	DISSOLVED OXYGEN (circle units) mg/L or % saturation	TURBIDITY (NTUs)	COLOR (describe)	ODOR (describe)
0859	1.50	1.50	0.15	13.16	6.73	27.2	552	1.61	2.65	CLEAR	NONE
0902	0.45	1.95	0.15	13.14	6.72	27.2	551	1.42	2.24	"	"
0905	0.45	2.40	0.15	13.16	6.71	27.1	551	1.22	1.58	"	"

WELL CAPACITY (Gallons Per Foot): **0.75"** = 0.02; **1"** = 0.04; **1.25"** = 0.06; **2"** = 0.16; **3"** = 0.37; **4"** = 0.65; **5"** = 1.02; **6"** = 1.47; **12"** = 5.88
TUBING INSIDE DIA. CAPACITY (Gal./Ft.): **1/8"** = 0.0006; **3/16"** = 0.0014; **1/4"** = 0.0026; **5/16"** = 0.004; **3/8"** = 0.006; **1/2"** = 0.010; **5/8"** = 0.016

PURGING EQUIPMENT CODES: **B** = Bailer; **BP** = Bladder Pump; **ESP** = Electric Submersible Pump; **PP** = Peristaltic Pump; **O** = Other (Specify)

SAMPLING DATA

SAMPLED BY (PRINT) / AFFILIATION: H. BOGUES/PACE	SAMPLER(S) SIGNATURE(S): H. Bogues	SAMPLING INITIATED AT: 0906	SAMPLING ENDED AT: 0915
PUMP OR TUBING DEPTH IN WELL (feet): 15'	TUBING MATERIAL CODE: HDPE	FIELD-FILTERED: Y (N) Filtration Equipment Type:	FILTER SIZE: ____ µm
FIELD DECONTAMINATION: PUMP (Y) N	TUBING Y (N) (replaced)	DUPLICATE: Y (N)	

SAMPLE CONTAINER SPECIFICATION				SAMPLE PRESERVATION			INTENDED ANALYSIS AND/OR METHOD	SAMPLING EQUIPMENT CODE	SAMPLE PUMP FLOW RATE (mL per minute)
SAMPLE ID CODE	# CONTAINERS	MATERIAL CODE	VOLUME	PRESERVATIVE USED	TOTAL VOL ADDED IN FIELD (mL)	FINAL pH			
	1	PE	1L	COOL	Ø	6.7	Cl, NO3, TDS	APP	<300
	1	PE	250mL	HNO3		<2	METALS		
	1	PE	250mL	H2SO4		<2	NH3		
	2	CG	40mL	COOL		6.7	EDB & DBCP		
	3	CG	40mL	HCL		<2	8260		

REMARKS:

MATERIAL CODES: **AG** = Amber Glass; **CG** = Clear Glass; **PE** = Polyethylene; **PP** = Polypropylene; **S** = Silicone; **T** = Teflon; **O** = Other (Specify)

SAMPLING EQUIPMENT CODES: **APP** = After Peristaltic Pump; **B** = Bailer; **BP** = Bladder Pump; **ESP** = Electric Submersible Pump; **RFPP** = Reverse Flow Peristaltic Pump; **SM** = Straw Method (Tubing Gravity Drain); **O** = Other (Specify)

NOTES: 1. The above do not constitute all of the information required by Chapter 62-160, F.A.C.
2. STABILIZATION CRITERIA FOR RANGE OF VARIATION OF LAST THREE CONSECUTIVE READINGS (SEE FS 2212, SECTION 3)
pH: ± 0.2 units **Temperature:** ± 0.2 °C **Specific Conductance:** ± 5% **Dissolved Oxygen:** all readings ≤ 20% saturation (see Table FS 2200-2); optionally, ± 0.2 mg/L or ± 10% (whichever is greater) **Turbidity:** all readings ≤ 20 NTU; optionally ± 5 NTU or ± 10% (whichever is greater)

Pace Analytical® Florida Laboratory	Document Name: Groundwater Sampling Log	Document Revised: December 03, 2012
	Document No.: F-FL-C-021 rev.00	Issuing Authority: Pace Florida Quality Office

Form FD 9000-24

GROUNDWATER SAMPLING LOG

SITE NAME: M.C KENARD. L.F		SITE LOCATION: 3333 KENARD. BRADENTON	
WELL NO: GW-10	SAMPLE ID: GW-10		DATE: 11-6-19

PURGING DATA

WELL DIAMETER (inches): 2	TUBING DIAMETER (inches): 1/4	WELL SCREEN INTERVAL DEPTH: feet to feet	STATIC DEPTH TO WATER (feet): 8.69	PURGE PUMP TYPE OR BAILER: PP

WELL VOLUME PURGE: 1 WELL VOLUME = (TOTAL WELL DEPTH – STATIC DEPTH TO WATER) X WELL CAPACITY
(only fill out if applicable)
= (20.15 feet – 8.69 feet) X 0.16 gallons/foot = 1.8336 gallons

EQUIPMENT VOLUME PURGE: 1 EQUIPMENT VOL. = PUMP VOLUME + (TUBING CAPACITY X TUBING LENGTH) + FLOW CELL VOLUME
(only fill out if applicable)
= gallons + (gallons/foot X feet) + gallons = gallons

INITIAL PUMP OR TUBING DEPTH IN WELL (feet): 19'	FINAL PUMP OR TUBING DEPTH IN WELL (feet): 19'	PURGING INITIATED AT: 0942	PURGING ENDED AT: 1011	TOTAL VOLUME PURGED (gallons): 2.90

TIME	VOLUME PURGED (gallons)	CUMUL. VOLUME PURGED (gallons)	PURGE RATE (gpm)	DEPTH TO WATER (feet)	pH (standard units)	TEMP. (°C)	COND. (circle units) µmhos/cm or µS/cm	DISSOLVED OXYGEN (circle units) mg/L or % saturation	TURBIDITY (NTUs)	COLOR (describe)	ODOR (describe)
1001	1.9	1.9	0.10	8.44	6.81	26.1	609	2.14	14.5	CLEAR	NONE
1006	0.50	2.40	0.10	8.44	6.80	26.2	609	1.48	7.43	"	"
1011	0.50	2.90	0.10	8.44	6.79	26.1	614	2.04	5.35	"	"

WELL CAPACITY (Gallons Per Foot): **0.75"** = 0.02; **1"** = 0.04; **1.25"** = 0.06; **2"** = 0.16; **3"** = 0.37; **4"** = 0.65; **5"** = 1.02; **6"** = 1.47; **12"** = 5.88
TUBING INSIDE DIA. CAPACITY (Gal./Ft.): **1/8"** = 0.0006; **3/16"** = 0.0014; **1/4"** = 0.0026; **5/16"** = 0.004; **3/8"** = 0.006; **1/2"** = 0.010; **5/8"** = 0.016

PURGING EQUIPMENT CODES: **B** = Bailer; **BP** = Bladder Pump; **ESP** = Electric Submersible Pump; **PP** = Peristaltic Pump; **O** = Other (Specify)

SAMPLING DATA

SAMPLED BY (PRINT) / AFFILIATION: H. BOGUES / PACE	SAMPLER(S) SIGNATURE(S): H. BOGUES	SAMPLING INITIATED AT: 1012	SAMPLING ENDED AT: 1022
PUMP OR TUBING DEPTH IN WELL (feet): 19'	TUBING MATERIAL CODE: HDPE	FIELD-FILTERED: Y (N) Filtration Equipment Type:	FILTER SIZE: ____ µm
FIELD DECONTAMINATION: PUMP (Y) N	TUBING Y (N) (replaced)	DUPLICATE: Y (N)	

SAMPLE CONTAINER SPECIFICATION				SAMPLE PRESERVATION			INTENDED ANALYSIS AND/OR METHOD	SAMPLING EQUIPMENT CODE	SAMPLE PUMP FLOW RATE (mL per minute)
SAMPLE ID CODE	# CONTAINERS	MATERIAL CODE	VOLUME	PRESERVATIVE USED	TOTAL VOL ADDED IN FIELD (mL)	FINAL pH			
	1	PE	1L	COOL	0	6.7	Cl NO3 TDS	APP	< 300
	1	PE	250mL	+HNO3		<2	METALS		
	1	PE	250mL	+H2SO4		<2	NH3		
	2	CG	40 mL	COOL		6.7	EDB & DBCP		
	3	CG	40 mL	HCL		<2	8260		

REMARKS:

MATERIAL CODES: **AG** = Amber Glass; **CG** = Clear Glass; **PE** = Polyethylene; **PP** = Polypropylene; **S** = Silicone; **T** = Teflon; **O** = Other (Specify)

SAMPLING EQUIPMENT CODES: **APP** = After Peristaltic Pump; **B** = Bailer; **BP** = Bladder Pump; **ESP** = Electric Submersible Pump; **RFPP** = Reverse Flow Peristaltic Pump; **SM** = Straw Method (Tubing Gravity Drain); **O** = Other (Specify)

NOTES: 1. The above do not constitute all of the information required by Chapter 62-160, F.A.C.
2. STABILIZATION CRITERIA FOR RANGE OF VARIATION OF LAST THREE CONSECUTIVE READINGS (SEE FS 2212, SECTION 3)
pH: ± 0.2 units **Temperature:** ± 0.2 °C **Specific Conductance:** ± 5% **Dissolved Oxygen:** all readings ≤ 20% saturation (see Table FS 2200-2); optionally, ± 0.2 mg/L or ± 10% (whichever is greater) **Turbidity:** all readings ≤ 20 NTU; optionally ± 5 NTU or ± 10% (whichever is greater)

Form FD 9000-24

GROUNDWATER SAMPLING LOG

SITE NAME: M.C LENA RD L.F		SITE LOCATION: 3333 LENA RD. BRADENTON	
WELL NO: GW-11	SAMPLE ID: GW-11		DATE: 11-6-19

PURGING DATA

WELL DIAMETER (inches): 2	TUBING DIAMETER (inches): 1/4	WELL SCREEN INTERVAL DEPTH: feet to feet	STATIC DEPTH TO WATER (feet): 6.86	PURGE PUMP TYPE OR BAILER: PP

WELL VOLUME PURGE: 1 WELL VOLUME = (TOTAL WELL DEPTH – STATIC DEPTH TO WATER) X WELL CAPACITY
(only fill out if applicable)
= (21.61 feet – 6.86 feet) X 0.16 gallons/foot = 2.36 gallons

EQUIPMENT VOLUME PURGE: 1 EQUIPMENT VOL. = PUMP VOLUME + (TUBING CAPACITY X TUBING LENGTH) + FLOW CELL VOLUME
(only fill out if applicable)
= gallons + (gallons/foot X feet) + gallons = gallons

INITIAL PUMP OR TUBING DEPTH IN WELL (feet): 10'	FINAL PUMP OR TUBING DEPTH IN WELL (feet): 10'	PURGING INITIATED AT: 1036	PURGING ENDED AT: 1100	TOTAL VOLUME PURGED (gallons): 3.60

TIME	VOLUME PURGED (gallons)	CUMUL. VOLUME PURGED (gallons)	PURGE RATE (gpm)	DEPTH TO WATER (feet)	pH (standard units)	TEMP. (°C)	COND. (circle units) µmhos/cm or µS/cm	DISSOLVED OXYGEN (circle units) mg/L or % saturation	TURBIDITY (NTUs)	COLOR (describe)	ODOR (describe)
1052	2.4	2.40	0.15	7.13	6.54	27.1	586	1.18	1.99	CLEAR	NONE
1056	0.60	3.00	0.15	7.13	6.53	27.1	585	0.76	1.46	"	
1100	0.60	3.60	0.15	7.13	6.52	27.1	585	0.44	1.15	"	"

WELL CAPACITY (Gallons Per Foot): **0.75"** = 0.02; **1"** = 0.04; **1.25"** = 0.06; **2"** = 0.16; **3"** = 0.37; **4"** = 0.65; **5"** = 1.02; **6"** = 1.47; **12"** = 5.88
TUBING INSIDE DIA. CAPACITY (Gal./Ft.): **1/8"** = 0.0006; **3/16"** = 0.0014; **1/4"** = 0.0026; **5/16"** = 0.004; **3/8"** = 0.006; **1/2"** = 0.010; **5/8"** = 0.016
PURGING EQUIPMENT CODES: **B** = Bailer; **BP** = Bladder Pump; **ESP** = Electric Submersible Pump; **PP** = Peristaltic Pump; **O** = Other (Specify)

SAMPLING DATA

SAMPLED BY (PRINT) / AFFILIATION: H. DOUGLES / PACE	SAMPLER(S) SIGNATURE(S): H. DOUGLES	SAMPLING INITIATED AT: 1101	SAMPLING ENDED AT: 1110
PUMP OR TUBING DEPTH IN WELL (feet): 10'	TUBING MATERIAL CODE: HDPE	FIELD-FILTERED: Y (N) Filtration Equipment Type:	FILTER SIZE: ____ µm
FIELD DECONTAMINATION: PUMP (Y) N	TUBING Y (N) (replaced)	DUPLICATE: Y (N)	

SAMPLE CONTAINER SPECIFICATION				SAMPLE PRESERVATION			INTENDED ANALYSIS AND/OR METHOD	SAMPLING EQUIPMENT CODE	SAMPLE PUMP FLOW RATE (mL per minute)
SAMPLE ID CODE	# CONTAINERS	MATERIAL CODE	VOLUME	PRESERVATIVE USED	TOTAL VOL ADDED IN FIELD (mL)	FINAL pH			
	1	PE	1L	COOL	Ø	6.5	CL, NO3, TDS	APP	<300
	1	PE	250 mL	HNO3		<2	METALS		
	1	PE	250 mL	H2SO4		<2	NH3		
	2	CG	40 mL	COOL		6.5	EDB & DBCP		
	3	CG	40 mL	HCL		<2	8260		

REMARKS:

MATERIAL CODES: **AG** = Amber Glass; **CG** = Clear Glass; **PE** = Polyethylene; **PP** = Polypropylene; **S** = Silicone; **T** = Teflon; **O** = Other (Specify)

SAMPLING EQUIPMENT CODES: **APP** = After Peristaltic Pump; **B** = Bailer; **BP** = Bladder Pump; **ESP** = Electric Submersible Pump; **RFPP** = Reverse Flow Peristaltic Pump; **SM** = Straw Method (Tubing Gravity Drain); **O** = Other (Specify)

NOTES: 1. The above do not constitute all of the information required by Chapter 62-160, F.A.C.
2. STABILIZATION CRITERIA FOR RANGE OF VARIATION OF LAST THREE CONSECUTIVE READINGS (SEE FS 2212, SECTION 3)
pH: ± 0.2 units **Temperature:** ± 0.2 °C **Specific Conductance:** ± 5% **Dissolved Oxygen:** all readings ≤ 20% saturation (see Table FS 2200-2); optionally, ± 0.2 mg/L or ± 10% (whichever is greater) **Turbidity:** all readings ≤ 20 NTU; optionally ± 5 NTU or ± 10% (whichever is greater)

Form FD 9000-24

GROUNDWATER SAMPLING LOG

SITE NAME: M.C LENA RD L.F		SITE LOCATION: 5333 LENA RD. BRADENTON	
WELL NO: GW-12	SAMPLE ID: GW-12		DATE: 11-6-19

PURGING DATA

WELL DIAMETER (inches): 2	TUBING DIAMETER (inches): 1/4	WELL SCREEN INTERVAL DEPTH: feet to feet	STATIC DEPTH TO WATER (feet): 9.45	PURGE PUMP TYPE OR BAILER: BP

WELL VOLUME PURGE: 1 WELL VOLUME = (TOTAL WELL DEPTH – STATIC DEPTH TO WATER) X WELL CAPACITY
(only fill out if applicable)
= (20.21 feet – 9.45 feet) X 0.16 gallons/foot = 1.7216 gallons

EQUIPMENT VOLUME PURGE: 1 EQUIPMENT VOL. = PUMP VOLUME + (TUBING CAPACITY X TUBING LENGTH) + FLOW CELL VOLUME
(only fill out if applicable)
= gallons + (, gallons/foot X feet) + gallons = gallons

INITIAL PUMP OR TUBING DEPTH IN WELL (feet): 13'	FINAL PUMP OR TUBING DEPTH IN WELL (feet): 13	PURGING INITIATED AT: 1129	PURGING ENDED AT: 1148	TOTAL VOLUME PURGED (gallons): 2.70

TIME	VOLUME PURGED (gallons)	CUMUL. VOLUME PURGED (gallons)	PURGE RATE (gpm)	DEPTH TO WATER (feet)	pH (standard units)	TEMP. (°C)	COND. (circle units) µmhos/cm or µS/cm	DISSOLVED OXYGEN (circle units) mg/L or % saturation	TURBIDITY (NTUs)	COLOR (describe)	ODOR (describe)
1142	1.80	1.80	0.15	9.70	6.46	27.5	715	1.13	1.94	CLEAR	NONE
1145	0.45	2.25	0.15	9.70	6.45	27.4	715	0.92	1.91	"	"
1148	0.45	2.70	0.15	9.70	6.44	25.4	717	0.87	1.80	"	"

WELL CAPACITY (Gallons Per Foot): 0.75" = 0.02; 1" = 0.04; 1.25" = 0.06; 2" = 0.16; 3" = 0.37; 4" = 0.65; 5" = 1.02; 6" = 1.47; 12" = 5.88
TUBING INSIDE DIA. CAPACITY (Gal./Ft.): 1/8" = 0.0006; 3/16" = 0.0014; 1/4" = 0.0026; 5/16" = 0.004; 3/8" = 0.006; 1/2" = 0.010; 5/8" = 0.016

PURGING EQUIPMENT CODES: B = Bailer; BP = Bladder Pump; ESP = Electric Submersible Pump; PP = Peristaltic Pump; O = Other (Specify)

SAMPLING DATA

SAMPLED BY (PRINT) / AFFILIATION: H. DOGUES / PACE	SAMPLER(S) SIGNATURE(S): H. DOGUES	SAMPLING INITIATED AT: 1149	SAMPLING ENDED AT: 1158
PUMP OR TUBING DEPTH IN WELL (feet): 13'	TUBING MATERIAL CODE: HDPE	FIELD-FILTERED: Y (N) Filtration Equipment Type:	FILTER SIZE: ____ µm
FIELD DECONTAMINATION: PUMP (Y) N	TUBING Y (N replaced)	DUPLICATE: Y (N)	

SAMPLE CONTAINER SPECIFICATION				SAMPLE PRESERVATION			INTENDED ANALYSIS AND/OR METHOD	SAMPLING EQUIPMENT CODE	SAMPLE PUMP FLOW RATE (mL per minute)
SAMPLE ID CODE	# CONTAINERS	MATERIAL CODE	VOLUME	PRESERVATIVE USED	TOTAL VOL ADDED IN FIELD (mL)	FINAL pH			
	1	PE	1L	COOL	Ø	6.4	Cl NO3 TDS	BP	< 300
	1	PE	250mL	HNO3		<2	METALS		
	1	PE	250mL	H2SO4		<2	NH3		
	3	CG	40mL	COOL		6.4	EDB & DBCP		
	3	CG	40mL	HCL		<2	8260		

REMARKS:

MATERIAL CODES: AG = Amber Glass; CG = Clear Glass; PE = Polyethylene; PP = Polypropylene; S = Silicone; T = Teflon; O = Other (Specify)

SAMPLING EQUIPMENT CODES: APP = After Peristaltic Pump; B = Bailer; BP = Bladder Pump; ESP = Electric Submersible Pump; RFPP = Reverse Flow Peristaltic Pump; SM = Straw Method (Tubing Gravity Drain); O = Other (Specify)

NOTES: 1. **The above do not constitute all of the information required by Chapter 62-160, F.A.C.**
2. STABILIZATION CRITERIA FOR RANGE OF VARIATION OF LAST THREE CONSECUTIVE READINGS (SEE FS 2212, SECTION 3)
pH: ± 0.2 units **Temperature:** ± 0.2 °C **Specific Conductance:** ± 5% **Dissolved Oxygen:** all readings ≤ 20% saturation (see Table FS 2200-2); optionally, ± 0.2 mg/L or ± 10% (whichever is greater) **Turbidity:** all readings ≤ 20 NTU; optionally ± 5 NTU or ± 10% (whichever is greater)

Pace Analytical Florida Laboratory	Document Name: Groundwater Sampling Log	Document Revised: December 03, 2012
	Document No.: F-FL-C-021 rev.00	Issuing Authority: Pace Florida Quality Office

Form FD 9000-24

GROUNDWATER SAMPLING LOG

SITE NAME: M.C LENARD L.F		SITE LOCATION: 3333 LENARD BRADENTON	
WELL NO: GW-13	SAMPLE ID: GW-13		DATE: 11-6-19

PURGING DATA

WELL DIAMETER (inches): 2	TUBING DIAMETER (inches): 1/4	WELL SCREEN INTERVAL DEPTH: feet to feet	STATIC DEPTH TO WATER (feet): 10.89	PURGE PUMP TYPE OR BAILER: BP

WELL VOLUME PURGE: 1 WELL VOLUME = (TOTAL WELL DEPTH – STATIC DEPTH TO WATER) X WELL CAPACITY
(only fill out if applicable)
= (20.22 feet – 10.89 feet) X 0.16 gallons/foot = 1.4928 gallons

EQUIPMENT VOLUME PURGE: 1 EQUIPMENT VOL. = PUMP VOLUME + (TUBING CAPACITY X TUBING LENGTH) + FLOW CELL VOLUME
(only fill out if applicable)
= gallons + (gallons/foot X feet) + gallons = gallons

INITIAL PUMP OR TUBING DEPTH IN WELL (feet): 14'	FINAL PUMP OR TUBING DEPTH IN WELL (feet): 14'	PURGING INITIATED AT: 1210	PURGING ENDED AT: 1226	TOTAL VOLUME PURGED (gallons):

TIME	VOLUME PURGED (gallons)	CUMUL. VOLUME PURGED (gallons)	PURGE RATE (gpm)	DEPTH TO WATER (feet)	pH (standard units)	TEMP. (°C)	COND. (circle units) µmhos/cm or µS/cm	DISSOLVED OXYGEN (circle units) mg/L or % saturation	TURBIDITY (NTUs)	COLOR (describe)	ODOR (describe)
1220	1.50	1.50	0.15	11.45	6.49	27.8	1225	2.02	3.86	CLEAR	NONE
1223	0.45	1.95	0.15	11.45	6.48	27.7	1229	1.88	2.64	"	"
1226	0.45	2.40	0.15	11.45	6.47	27.7	1238	1.81	1.79	"	"

WELL CAPACITY (Gallons Per Foot): 0.75" = 0.02; 1" = 0.04; 1.25" = 0.06; 2" = 0.16; 3" = 0.37; 4" = 0.65; 5" = 1.02; 6" = 1.47; 12" = 5.88
TUBING INSIDE DIA. CAPACITY (Gal./Ft.): 1/8" = 0.0006; 3/16" = 0.0014; 1/4" = 0.0026; 5/16" = 0.004; 3/8" = 0.006; 1/2" = 0.010; 5/8" = 0.016

PURGING EQUIPMENT CODES: B = Bailer; BP = Bladder Pump; ESP = Electric Submersible Pump; PP = Peristaltic Pump; O = Other (Specify)

SAMPLING DATA

SAMPLED BY (PRINT) / AFFILIATION: H. BURNES / PACE	SAMPLER(S) SIGNATURE(S): H. Burnes	SAMPLING INITIATED AT: 1227	SAMPLING ENDED AT: 1236
PUMP OR TUBING DEPTH IN WELL (feet): 14'	TUBING MATERIAL CODE: HDPE	FIELD-FILTERED: Y (N) Filtration Equipment Type:	FILTER SIZE: ____ µm
FIELD DECONTAMINATION: PUMP (Y) N	TUBING Y (N) (replaced)	DUPLICATE: Y (N)	

SAMPLE CONTAINER SPECIFICATION				SAMPLE PRESERVATION			INTENDED ANALYSIS AND/OR METHOD	SAMPLING EQUIPMENT CODE	SAMPLE PUMP FLOW RATE (mL per minute)
SAMPLE ID CODE	# CONTAINERS	MATERIAL CODE	VOLUME	PRESERVATIVE USED	TOTAL VOL ADDED IN FIELD (mL)	FINAL pH			
	1	PE	1L	COOL	Ø	6.4	CL NO3 TDS	APP	<500
	1	PE	250 mL	HNO3		<2	METALS		
	1	PE	250 mL	H2SO4		<2	NH3		
	2	CG	40 mL	COOL		6.4	EDB & DBCP		
	3	CG	40 mL	HCL		<2	8260		

REMARKS:

MATERIAL CODES: AG = Amber Glass; CG = Clear Glass; PE = Polyethylene; PP = Polypropylene; S = Silicone; T = Teflon; O = Other (Specify)

SAMPLING EQUIPMENT CODES: APP = After Peristaltic Pump; B = Bailer; BP = Bladder Pump; ESP = Electric Submersible Pump; RFPP = Reverse Flow Peristaltic Pump; SM = Straw Method (Tubing Gravity Drain); O = Other (Specify)

NOTES: 1. The above do not constitute all of the information required by Chapter 62-160, F.A.C.
2. STABILIZATION CRITERIA FOR RANGE OF VARIATION OF LAST THREE CONSECUTIVE READINGS (SEE FS 2212, SECTION 3)
pH: ± 0.2 units Temperature: ± 0.2 °C Specific Conductance: ± 5% Dissolved Oxygen: all readings ≤ 20% saturation (see Table FS 2200-2); optionally, ± 0.2 mg/L or ± 10% (whichever is greater) Turbidity: all readings ≤ 20 NTU; optionally ± 5 NTU or ± 10% (whichever is greater)

Form FD 9000-24

GROUNDWATER SAMPLING LOG

SITE NAME: M.C. LENARD L.F		SITE LOCATION: 3333 LENARD BRADENTON	
WELL NO: GW-14	SAMPLE ID: GW-14		DATE: 11-6-19

PURGING DATA

WELL DIAMETER (inches): 2	TUBING DIAMETER (inches): 1/4	WELL SCREEN INTERVAL DEPTH: feet to feet	STATIC DEPTH TO WATER (feet): 5.59	PURGE PUMP TYPE OR BAILER: PP

WELL VOLUME PURGE: 1 WELL VOLUME = (TOTAL WELL DEPTH – STATIC DEPTH TO WATER) X WELL CAPACITY
(only fill out if applicable)
= (20.15 feet – 5.59 feet) X 0.16 gallons/foot = 2.3296 gallons

EQUIPMENT VOLUME PURGE: 1 EQUIPMENT VOL. = PUMP VOLUME + (TUBING CAPACITY X TUBING LENGTH) + FLOW CELL VOLUME
(only fill out if applicable)
= gallons + (gallons/foot X feet) + gallons = gallons

INITIAL PUMP OR TUBING DEPTH IN WELL (feet): 9'	FINAL PUMP OR TUBING DEPTH IN WELL (feet): 9'	PURGING INITIATED AT: 1256	PURGING ENDED AT: 1320	TOTAL VOLUME PURGED (gallons): 3.60

TIME	VOLUME PURGED (gallons)	CUMUL. VOLUME PURGED (gallons)	PURGE RATE (gpm)	DEPTH TO WATER (feet)	pH (standard units)	TEMP. (°C)	COND. (circle units) µmhos/cm or µS/cm	DISSOLVED OXYGEN (circle units) mg/L or % saturation	TURBIDITY (NTUs)	COLOR (describe)	ODOR (describe)
1312	2.40	2.40	0.15	6.64	6.81	27.8	915	2.00	11.3	CLEAR	NONE
1316	0.60	3.00	0.15	6.64	6.80	27.8	916	1.79	7.62		
1320	0.60	3.60	0.15	6.64	6.79	27.7	917	1.08	5.31		

WELL CAPACITY (Gallons Per Foot): 0.75" = 0.02; 1" = 0.04; 1.25" = 0.06; 2" = 0.16; 3" = 0.37; 4" = 0.65; 5" = 1.02; 6" = 1.47; 12" = 5.88
TUBING INSIDE DIA. CAPACITY (Gal./Ft.): 1/8" = 0.0006; 3/16" = 0.0014; 1/4" = 0.0026; 5/16" = 0.004; 3/8" = 0.006; 1/2" = 0.010; 5/8" = 0.016

PURGING EQUIPMENT CODES: B = Bailer; BP = Bladder Pump; ESP = Electric Submersible Pump; PP = Peristaltic Pump; O = Other (Specify)

SAMPLING DATA

SAMPLED BY (PRINT) / AFFILIATION: H. BUGUES / PACE	SAMPLER(S) SIGNATURE(S): H. BUGUES	SAMPLING INITIATED AT: 1321	SAMPLING ENDED AT: 1330
PUMP OR TUBING DEPTH IN WELL (feet): 9'	TUBING MATERIAL CODE: HDPE	FIELD-FILTERED: Y (N) Filtration Equipment Type:	FILTER SIZE: ____ µm
FIELD DECONTAMINATION: PUMP (Y) N	TUBING Y (N) (replaced)	DUPLICATE: Y (N)	

SAMPLE CONTAINER SPECIFICATION				SAMPLE PRESERVATION			INTENDED ANALYSIS AND/OR METHOD	SAMPLING EQUIPMENT CODE	SAMPLE PUMP FLOW RATE (mL per minute)
SAMPLE ID CODE	# CONTAINERS	MATERIAL CODE	VOLUME	PRESERVATIVE USED	TOTAL VOL ADDED IN FIELD (mL)	FINAL pH			
	1	PE	1L	COOL	0	6.7	Cl, NO3, TDS	APP	<300
	1	PE	250mL	HNO3		<2	METALS		
	1	PE	250mL	H2SO4		<2	NH3		
	3	CG	40mL	COOL		6.7	EDB&DBCP		
	3	CG	40mL	HCL		<2	8260		

REMARKS:

MATERIAL CODES: AG = Amber Glass; CG = Clear Glass; PE = Polyethylene; PP = Polypropylene; S = Silicone; T = Teflon; O = Other (Specify)

SAMPLING EQUIPMENT CODES: APP = After Peristaltic Pump; B = Bailer; BP = Bladder Pump; ESP = Electric Submersible Pump; RFPP = Reverse Flow Peristaltic Pump; SM = Straw Method (Tubing Gravity Drain); O = Other (Specify)

NOTES: 1. **The above do not constitute all of the information required by Chapter 62-160, F.A.C.**
2. STABILIZATION CRITERIA FOR RANGE OF VARIATION OF LAST THREE CONSECUTIVE READINGS (SEE FS 2212, SECTION 3)
pH: ± 0.2 units **Temperature:** ± 0.2 °C **Specific Conductance:** ± 5% **Dissolved Oxygen:** all readings ≤ 20% saturation (see Table FS 2200-2); optionally, ± 0.2 mg/L or ± 10% (whichever is greater) **Turbidity:** all readings ≤ 20 NTU; optionally ± 5 NTU or ± 10% (whichever is greater)

Form FD 9000-24

GROUNDWATER SAMPLING LOG

SITE NAME: M.C LENARD. L.F	SITE LOCATION: 3333 LENARD. BRADENTON	
WELL NO: BGW-1	SAMPLE ID: BGW-1	DATE: 11-6-19

PURGING DATA

WELL DIAMETER (inches): 2	TUBING DIAMETER (inches): 1/4	WELL SCREEN INTERVAL DEPTH: feet to feet	STATIC DEPTH TO WATER (feet): 9.20	PURGE PUMP TYPE OR BAILER: PP

WELL VOLUME PURGE: 1 WELL VOLUME = (TOTAL WELL DEPTH – STATIC DEPTH TO WATER) X WELL CAPACITY
(only fill out if applicable)
= (26.35 feet – 9.20 feet) X 0.16 gallons/foot = 2.6928 gallons

EQUIPMENT VOLUME PURGE: 1 EQUIPMENT VOL. = PUMP VOLUME + (TUBING CAPACITY X TUBING LENGTH) + FLOW CELL VOLUME
(only fill out if applicable)
= gallons + (gallons/foot X feet) + gallons = gallons

INITIAL PUMP OR TUBING DEPTH IN WELL (feet): 13'	FINAL PUMP OR TUBING DEPTH IN WELL (feet): 13'	PURGING INITIATED AT: 1338	PURGING ENDED AT: 1406	TOTAL VOLUME PURGED (gallons): 4.20

TIME	VOLUME PURGED (gallons)	CUMUL. VOLUME PURGED (gallons)	PURGE RATE (gpm)	DEPTH TO WATER (feet)	pH (standard units)	TEMP. (°C)	COND. (circle units) µmhos/cm or µS/cm	DISSOLVED OXYGEN (circle units) mg/L or % saturation	TURBIDITY (NTUs)	COLOR (describe)	ODOR (describe)
1356	2.7	2.7	0.15	9.31	6.50	29.1	638	1.10	6.27	CLEAR	NONE
1401	0.75	3.45	0.15	9.31	6.49	29.0	637	1.05	3.52	"	"
1406	0.75	4.20	0.15	9.31	6.48	29.0	637	0.98	2.76	"	"

WELL CAPACITY (Gallons Per Foot): 0.75" = 0.02; 1" = 0.04; 1.25" = 0.06; 2" = 0.16; 3" = 0.37; 4" = 0.65; 5" = 1.02; 6" = 1.47; 12" = 5.88
TUBING INSIDE DIA. CAPACITY (Gal./Ft.): 1/8" = 0.0006; 3/16" = 0.0014; 1/4" = 0.0026; 5/16" = 0.004; 3/8" = 0.006; 1/2" = 0.010; 5/8" = 0.016

PURGING EQUIPMENT CODES: B = Bailer; BP = Bladder Pump; ESP = Electric Submersible Pump; PP = Peristaltic Pump; O = Other (Specify)

SAMPLING DATA

SAMPLED BY (PRINT) / AFFILIATION: H. BOGUES / PACE	SAMPLER(S) SIGNATURE(S): H. BOGUES	SAMPLING INITIATED AT: 1407	SAMPLING ENDED AT: 1416
PUMP OR TUBING DEPTH IN WELL (feet): 13'	TUBING MATERIAL CODE: HDPE	FIELD-FILTERED: Y (N) Filtration Equipment Type:	FILTER SIZE: ____ µm
FIELD DECONTAMINATION: PUMP (Y) N	TUBING Y (N) (replaced)	DUPLICATE: Y (N)	

SAMPLE CONTAINER SPECIFICATION				SAMPLE PRESERVATION			INTENDED ANALYSIS AND/OR METHOD	SAMPLING EQUIPMENT CODE	SAMPLE PUMP FLOW RATE (mL per minute)
SAMPLE ID CODE	# CONTAINERS	MATERIAL CODE	VOLUME	PRESERVATIVE USED	TOTAL VOL ADDED IN FIELD (mL)	FINAL pH			
	1	PE	1L	COOL		6.4	Cl, NO3, TDS	APP	< 300
	1	PE	250mL	HNO3		<2	METALS		
	1	PE	250mL	H2SO4		<2	NH3		
	3	CG	40mL	COOL		6.4	EDB & DBCP		
	3	CG	40mL	HCL		<2	8260		

REMARKS:

MATERIAL CODES: AG = Amber Glass; CG = Clear Glass; PE = Polyethylene; PP = Polypropylene; S = Silicone; T = Teflon; O = Other (Specify)

SAMPLING EQUIPMENT CODES: APP = After Peristaltic Pump; B = Bailer; BP = Bladder Pump; ESP = Electric Submersible Pump; RFPP = Reverse Flow Peristaltic Pump; SM = Straw Method (Tubing Gravity Drain); O = Other (Specify)

NOTES: 1. The above do not constitute all of the information required by Chapter 62-160, F.A.C.
2. STABILIZATION CRITERIA FOR RANGE OF VARIATION OF LAST THREE CONSECUTIVE READINGS (SEE FS 2212, SECTION 3)
pH: ± 0.2 units Temperature: ± 0.2 °C Specific Conductance: ± 5% Dissolved Oxygen: all readings ≤ 20% saturation (see Table FS 2200-2); optionally, ± 0.2 mg/L or ± 10% (whichever is greater) Turbidity: all readings ≤ 20 NTU; optionally ± 5 NTU or ± 10% (whichever is greater)

Pace Analytical® Florida Laboratory	Document Name: Groundwater Sampling Log	Document Revised: December 03, 2012
	Document No.: F-FL-C-021 rev.00	Issuing Authority: Pace Florida Quality Office

Form FD 9000-24

GROUNDWATER SAMPLING LOG

SITE NAME: M.C LENARD. L.F		SITE LOCATION: 3333 LENA RD. BRADENTON	
WELL NO: GW-15	SAMPLE ID: GW-15		DATE: 11-6-19

PURGING DATA

WELL DIAMETER (inches): 2	TUBING DIAMETER (inches): 1/4	WELL SCREEN INTERVAL DEPTH: feet to feet	STATIC DEPTH TO WATER (feet): 7.50	PURGE PUMP TYPE OR BAILER: PP

WELL VOLUME PURGE: 1 WELL VOLUME = (TOTAL WELL DEPTH – STATIC DEPTH TO WATER) X WELL CAPACITY
(only fill out if applicable)
= (20.00 feet – 7.50 feet) X 0.16 gallons/foot = 2.0 gallons

EQUIPMENT VOLUME PURGE: 1 EQUIPMENT VOL. = PUMP VOLUME + (TUBING CAPACITY X TUBING LENGTH) + FLOW CELL VOLUME
(only fill out if applicable)
= gallons + (gallons/foot X feet) + gallons = gallons

INITIAL PUMP OR TUBING DEPTH IN WELL (feet): 11'	FINAL PUMP OR TUBING DEPTH IN WELL (feet): 11'	PURGING INITIATED AT: 1423	PURGING ENDED AT: 1445	TOTAL VOLUME PURGED (gallons): 3.30

TIME	VOLUME PURGED (gallons)	CUMUL. VOLUME PURGED (gallons)	PURGE RATE (gpm)	DEPTH TO WATER (feet)	pH (standard units)	TEMP. (°C)	COND. (circle units) µmhos/cm or mS/cm	DISSOLVED OXYGEN (circle units) mg/L or % saturation	TURBIDITY (NTUs)	COLOR (describe)	ODOR (describe)
1437	2.1	2.1	0.15	7.81	6.32	27.4	1014	0.60	7.11	CLEAR	NONE
1441	0.60	2.70	0.15	7.81	6.31	27.3	1008	0.51	6.45	"	"
1445	0.60	3.30	0.15	7.81	6.30	27.2	1004	0.48	4.24	"	"

WELL CAPACITY (Gallons Per Foot): **0.75"** = 0.02; **1"** = 0.04; **1.25"** = 0.06; **2"** = 0.16; **3"** = 0.37; **4"** = 0.65; **5"** = 1.02; **6"** = 1.47; **12"** = 5.88
TUBING INSIDE DIA. CAPACITY (Gal./Ft.): **1/8"** = 0.0006; **3/16"** = 0.0014; **1/4"** = 0.0026; **5/16"** = 0.004; **3/8"** = 0.006; **1/2"** = 0.010; **5/8"** = 0.016

PURGING EQUIPMENT CODES: **B** = Bailer; **BP** = Bladder Pump; **ESP** = Electric Submersible Pump; **PP** = Peristaltic Pump; **O** = Other (Specify)

SAMPLING DATA

SAMPLED BY (PRINT) / AFFILIATION: H. DOGUES / PACE	SAMPLER(S) SIGNATURE(S): H. DOGUES	SAMPLING INITIATED AT: 1446	SAMPLING ENDED AT: 1455
PUMP OR TUBING DEPTH IN WELL (feet): 11'	TUBING MATERIAL CODE: HDPE	FIELD-FILTERED: Y (N) Filtration Equipment Type:	FILTER SIZE: ____ µm
FIELD DECONTAMINATION: PUMP (Y) N	TUBING Y (N) (replaced)	DUPLICATE: (Y) N	

SAMPLE CONTAINER SPECIFICATION				SAMPLE PRESERVATION			INTENDED ANALYSIS AND/OR METHOD	SAMPLING EQUIPMENT CODE	SAMPLE PUMP FLOW RATE (mL per minute)
SAMPLE ID CODE	# CONTAINERS	MATERIAL CODE	VOLUME	PRESERVATIVE USED	TOTAL VOL ADDED IN FIELD (mL)	FINAL pH			
	1	PE	1L	COOL	Ø	6.3	Cl, NO3, TDS	APP	<300
	1	PE	250 mL	HNO3		<2	METALS		
	1	PE	250 mL	H2SO4		<2	NH3		
	3	CG	40 mL	COOL		6.3	EDB & DBCP		
	3	CG	40 mL	HCL		<2	8260		

REMARKS: DUPLICATE TAKEN (8) BOTTLES

MATERIAL CODES: **AG** = Amber Glass; **CG** = Clear Glass; **PE** = Polyethylene; **PP** = Polypropylene; **S** = Silicone; **T** = Teflon; **O** = Other (Specify)

SAMPLING EQUIPMENT CODES: **APP** = After Peristaltic Pump; **B** = Bailer; **BP** = Bladder Pump; **ESP** = Electric Submersible Pump; **RFPP** = Reverse Flow Peristaltic Pump; **SM** = Straw Method (Tubing Gravity Drain); **O** = Other (Specify)

NOTES: 1. The above do not constitute all of the information required by Chapter 62-160, F.A.C.
2. STABILIZATION CRITERIA FOR RANGE OF VARIATION OF LAST THREE CONSECUTIVE READINGS (SEE FS 2212, SECTION 3)
pH: ± 0.2 units **Temperature:** ± 0.2 °C **Specific Conductance:** ± 5% **Dissolved Oxygen:** all readings ≤ 20% saturation (see Table FS 2200-2); optionally, ± 0.2 mg/L or ± 10% (whichever is greater) **Turbidity:** all readings ≤ 20 NTU; optionally ± 5 NTU or ± 10% (whichever is greater)

Pace Analytical

CHAIN-OF-CUSTODY /

The Chain-of-Custody is a LEGAL DO

WO# : 35509684

35509684

DAY 1

: Of

Section A
Required Client Information:

Company:	Manatee County Landfill
Address:	3333 Lena Road
	Bradenton, FL 34211
Email:	bob.bennett@mymanatee.org
Phone:	(941)748-5543 Fax:
Requested Due Date:	

Section B
Required Project Information:

Report To:	Bob Bennett
Copy To:	
Purchase Order #:	
Project Name:	Lena Rd Landfill (Existing Wells)
Project #:	

Section C
Invoice Information:

Attention:	
Company Name:	
Address:	
Pace Quote:	
Pace Project Manager:	cameron.meynardie@pacelabs.com,
Pace Profile #:	8100 Line 1

Regulatory Agency
State / Location
FL

Requested Analysis Filtered (Y/N)

ITEM #	SAMPLE ID (One Character per box. (A-Z, 0-9 / , -) Sample Ids must be unique)	MATRIX CODE (see valid codes to left)	SAMPLE TYPE (G=GRAB C=COMP)	COLLECTED START DATE	COLLECTED START TIME	COLLECTED END DATE	COLLECTED END TIME	SAMPLE TEMP AT COLLECTION	# OF CONTAINERS	Preservatives: Unpreserved	H2SO4	HNO3	HCl	NaOH	Na2S2O3	Methanol	Other	Analyses Test (Y/N): NH3	CL, NO3, TDS	Metals - App I+Fe,Na,Hg	8260 App I	EDB and DBCP EPA 8011	Trip Blank 8011	Residual Chlorine (Y/N)
1	GW-25		G			11/5	0819		8	X	X	X	X					X	X	X	X	X		
2	GW-26		G			11/5	0910		8	X	X	X	X					X	X	X	X	X		
3	GW-27		G			11/5	1015		8	X	X	X	X					X	X	X	X	X		
4	GW-3		G			11/5	1127		8	X	X	X	X					X	X	X	X	X		
5	GW-4		G			11/5	1237		8	X	X	X	X					X	X	X	X	X		
6	GW-5		G			11/5	1323		8	X	X	X	X					X	X	X	X	X		
7	GW-6		G			11/5	1407		8	X	X	X	X					X	X	X	X	X		
8	GW-7		G			11/5	1509		8	X	X	X	X					X	X	X	X	X		
9	DUP		G			11/5	1509		8	X	X	X	X					X	X	X	X	X		
10	TRIP BLANK																						X	
11																								
12																								

ADDITIONAL COMMENTS	RELINQUISHED BY / AFFILIATION	DATE	TIME	ACCEPTED BY / AFFILIATION	DATE	TIME	SAMPLE CONDITIONS			
pH, Temp, Spec Cond, DO, Turbidity,Color and Sheen by observation	H. BOGUES/PACE	11-5-19	1702	[illegible] / PACE	11/5/19	1702	5.1	Y	N	Y

SAMPLER NAME AND SIGNATURE

PRINT Name of SAMPLER: HOWARD BOGUES

SIGNATURE of SAMPLER: H. Bogues

DATE Signed: 11-5-19

TEMP in C	Received on Ice (Y/N)	Custody Sealed Cooler (Y/N)	Samples Intact (Y/N)

Pace Analytical Florida Laboratory	Document Name: Sample Condition Upon Receipt Form	Document Revised: May 30, 2018
	Document No.: F-FL-C-007 rev. 13	Issuing Authority: Pace Florida Quality Office

Sample Condition Upon Receipt Form (SCUR)

Project # WO#: 35509684

Project Manager: PM: CEM **Due Date:** 11/20/19

Client: CLIENT: MANCOU-SW

Date and Initials of person:
Examining contents: MVL
Label: 11/5/19
Deliver:
pH:

Thermometer Used: T-203 Date: 11/5/19 Time: 1705 Initials: MVL

State of Origin: FL ☐ For WV projects, all containers verified to ≤6 °C

Cooler #1 Temp.°C	5.2 (Visual)	-0.1 (Correction Factor)	5.1 (Actual)	☑ Samples on ice, cooling process has begun
Cooler #2 Temp.°C	(Visual)	(Correction Factor)	(Actual)	☐ Samples on ice, cooling process has begun
Cooler #3 Temp.°C	(Visual)	(Correction Factor)	(Actual)	☐ Samples on ice, cooling process has begun
Cooler #4 Temp.°C	(Visual)	(Correction Factor)	(Actual)	☐ Samples on ice, cooling process has begun
Cooler #5 Temp.°C	(Visual)	(Correction Factor)	(Actual)	☐ Samples on ice, cooling process has begun
Cooler #6 Temp.°C	(Visual)	(Correction Factor)	(Actual)	☐ Samples on ice, cooling process has begun

Courier: ☐ Fed Ex ☐ UPS ☐ USPS ☐ Client ☐ Commercial ☑ Pace ☐ Other

Shipping Method: ☐ First Overnight ☐ Priority Overnight ☐ Standard Overnight ☑ Ground ☐ International Priority ☐ Other

Billing: ☐ Recipient ☐ Sender ☐ Third Party ☐ Credit Card ☐ Unknown

Tracking #

Custody Seal on Cooler/Box Present: ☐ Yes ☑ No **Seals intact:** ☐ Yes ☐ No **Ice:** (Wet) Blue Dry None

Packing Material: ☐ Bubble Wrap ☑ Bubble Bags ☐ None ☐ Other

Samples shorted to lab (If Yes, complete) Shorted Date: Shorted Time: Qty:

		Comments:
Chain of Custody Present	☑ Yes ☐ No ☐ N/A	
Chain of Custody Filled Out	☑ Yes ☐ No ☐ N/A	
Relinquished Signature & Sampler Name COC	☑ Yes ☐ No ☐ N/A	
Samples Arrived within Hold Time	☑ Yes ☐ No ☐ N/A	
Rush TAT requested on COC	☐ Yes ☑ No ☐ N/A	
Sufficient Volume	☑ Yes ☐ No ☐ N/A	
Correct Containers Used	☑ Yes ☐ No ☐ N/A	
Containers Intact	☑ Yes ☐ No ☐ N/A	
Sample Labels match COC (sample IDs & date/time of collection)	☐ Yes ☑ No ☐ N/A	Time on Sample ~~MVL~~ MW GW-6 is 14:17
All containers needing acid/base preservation have been checked.	☑ Yes ☐ No ☐ N/A	Preservation Information:
All Containers needing preservation are found to be in compliance with EPA recommendation: Exceptions: VOA, Coliform, TOC, O&G, Carbamates	☑ Yes ☐ No ☐ N/A	Preservative: Lot #/Trace #: Date: Time: Initials:
Headspace in VOA Vials? (>6mm):	☐ Yes ☑ No ☐ N/A	
Trip Blank Present:	☑ Yes ☐ No ☐ N/A	SOIL TRIP Blank

Client Notification/ Resolution:
Person Contacted: Date/Time:

Comments/ Resolution (use back for additional comments):

Project Manager Review: Date:

Form FD 9000-24

GROUNDWATER SAMPLING LOG

SITE NAME: M.C LENARD L.F		SITE LOCATION: 3333 LENA RD. BRADENTON	
WELL NO: GW-25	SAMPLE ID: GW-25		DATE: 11-5-19

PURGING DATA

WELL DIAMETER (inches): 2	TUBING DIAMETER (inches): 1/4	WELL SCREEN INTERVAL DEPTH: feet to feet	STATIC DEPTH TO WATER (feet): 10.08	PURGE PUMP TYPE OR BAILER: PP

WELL VOLUME PURGE: 1 WELL VOLUME = (TOTAL WELL DEPTH – STATIC DEPTH TO WATER) X WELL CAPACITY
(only fill out if applicable)
= (20.00 feet – 10.08 feet) X 0.16 gallons/foot = 1.5872 gallons

EQUIPMENT VOLUME PURGE: 1 EQUIPMENT VOL. = PUMP VOLUME + (TUBING CAPACITY X TUBING LENGTH) + FLOW CELL VOLUME
(only fill out if applicable)
= gallons + (gallons/foot X feet) + gallons = gallons

INITIAL PUMP OR TUBING DEPTH IN WELL (feet): 12	FINAL PUMP OR TUBING DEPTH IN WELL (feet): 12	PURGING INITIATED AT: 0801	PURGING ENDED AT: 0818	TOTAL VOLUME PURGED (gallons): 2.55

TIME	VOLUME PURGED (gallons)	CUMUL. VOLUME PURGED (gallons)	PURGE RATE (gpm)	DEPTH TO WATER (feet)	pH (standard units)	TEMP. (°C)	COND. (circle units) µmhos/cm or µS/cm	DISSOLVED OXYGEN (circle units) mg/L or % saturation	TURBIDITY (NTUs)	COLOR (describe)	ODOR (describe)
0812	1.65	1.65	0.15	10.63	6.48	27.7	888	0.93	4.64	CLEAR	NONE
0815	0.45	2.10	0.15	10.63	6.47	27.7	886	0.84	2.06	"	"
0818	0.45	2.55	0.15	10.63	6.46	27.7	890	0.70	2.00	"	"

WELL CAPACITY (Gallons Per Foot): **0.75"** = 0.02; **1"** = 0.04; **1.25"** = 0.06; **2"** = 0.16; **3"** = 0.37; **4"** = 0.65; **5"** = 1.02; **6"** = 1.47; **12"** = 5.88
TUBING INSIDE DIA. CAPACITY (Gal./Ft.): **1/8"** = 0.0006; **3/16"** = 0.0014; **1/4"** = 0.0026; **5/16"** = 0.004; **3/8"** = 0.006; **1/2"** = 0.010; **5/8"** = 0.016
PURGING EQUIPMENT CODES: **B** = Bailer; **BP** = Bladder Pump; **ESP** = Electric Submersible Pump; **PP** = Peristaltic Pump; **O** = Other (Specify)

SAMPLING DATA

SAMPLED BY (PRINT) / AFFILIATION: H. DOGUES/PACE	SAMPLER(S) SIGNATURE(S): H. DOGUES	SAMPLING INITIATED AT: 0819	SAMPLING ENDED AT: 0828
PUMP OR TUBING DEPTH IN WELL (feet): 12'	TUBING MATERIAL CODE: HDPE	FIELD-FILTERED: Y (N) Filtration Equipment Type:	FILTER SIZE: ____ µm
FIELD DECONTAMINATION: PUMP (Y) N	TUBING Y (N) (replaced)	DUPLICATE: Y (N)	

SAMPLE CONTAINER SPECIFICATION				SAMPLE PRESERVATION					
SAMPLE ID CODE	# CONTAINERS	MATERIAL CODE	VOLUME	PRESERVATIVE USED	TOTAL VOL ADDED IN FIELD (mL)	FINAL pH	INTENDED ANALYSIS AND/OR METHOD	SAMPLING EQUIPMENT CODE	SAMPLE PUMP FLOW RATE (mL per minute)
	1	PE	1L	COOL	Ø	6.4	CL NO3 TDS	APP	<300
	1	PE	250 mL	HNO3		<2	METALS		
	1	PE	250 mL	H2SO4		<2	NH3		
	2	CG	40 mL	COOL		6.4	EDB & DBCP		
	3	CG	40 mL	HCL		<2	8260		

REMARKS:

MATERIAL CODES: **AG** = Amber Glass; **CG** = Clear Glass; **PE** = Polyethylene; **PP** = Polypropylene; **S** = Silicone; **T** = Teflon; **O** = Other (Specify)

SAMPLING EQUIPMENT CODES: **APP** = After Peristaltic Pump; **B** = Bailer; **BP** = Bladder Pump; **ESP** = Electric Submersible Pump; **RFPP** = Reverse Flow Peristaltic Pump; **SM** = Straw Method (Tubing Gravity Drain); **O** = Other (Specify)

NOTES: 1. The above do not constitute all of the information required by Chapter 62-160, F.A.C.
2. STABILIZATION CRITERIA FOR RANGE OF VARIATION OF LAST THREE CONSECUTIVE READINGS (SEE FS 2212, SECTION 3)
pH: ± 0.2 units **Temperature:** ± 0.2 °C **Specific Conductance:** ± 5% **Dissolved Oxygen:** all readings ≤ 20% saturation (see Table FS 2200-2); optionally, ± 0.2 mg/L or ± 10% (whichever is greater) **Turbidity:** all readings ≤ 20 NTU; optionally ± 5 NTU or ± 10% (whichever is greater)

Form FD 9000-24

GROUNDWATER SAMPLING LOG

SITE NAME: M.C. LENARD L.F		SITE LOCATION: 3333 LENARD BRADENTON	
WELL NO: GW-26	SAMPLE ID: GW-26		DATE: 11-5-19

PURGING DATA

WELL DIAMETER (inches): 2	TUBING DIAMETER (inches): 1/4	WELL SCREEN INTERVAL DEPTH: feet to feet	STATIC DEPTH TO WATER (feet): 8.95	PURGE PUMP TYPE OR BAILER: 88

WELL VOLUME PURGE: 1 WELL VOLUME = (TOTAL WELL DEPTH – STATIC DEPTH TO WATER) X WELL CAPACITY
(only fill out if applicable)
= 20.11 feet – 8.95 feet) X 0.16 gallons/foot = 1.7856 gallons

EQUIPMENT VOLUME PURGE: 1 EQUIPMENT VOL. = PUMP VOLUME + (TUBING CAPACITY X TUBING LENGTH) + FLOW CELL VOLUME
(only fill out if applicable)
= gallons + (gallons/foot X feet) + gallons = gallons

INITIAL PUMP OR TUBING DEPTH IN WELL (feet): 12'	FINAL PUMP OR TUBING DEPTH IN WELL (feet): 12'	PURGING INITIATED AT: 0851	PURGING ENDED AT: 0909	TOTAL VOLUME PURGED (gallons): 2.70

TIME	VOLUME PURGED (gallons)	CUMUL. VOLUME PURGED (gallons)	PURGE RATE (gpm)	DEPTH TO WATER (feet)	pH (standard units)	TEMP. (°C)	COND. (circle units) µmhos/cm or µS/cm	DISSOLVED OXYGEN (circle units) mg/L or % saturation	TURBIDITY (NTUs)	COLOR (describe)	ODOR (describe)
0853	1.80	1.80	0.15	9.05	6.22	27.3	620	1.98	3.77	CLEAR	NONE
0906	0.45	2.25	0.15	9.05	6.21	27.3	622	1.64	3.23	"	"
0909	0.45	2.70	0.15	9.05	6.20	27.3	622	1.47	3.13	"	"

WELL CAPACITY (Gallons Per Foot): 0.75" = 0.02; 1" = 0.04; 1.25" = 0.06; 2" = 0.16; 3" = 0.37; 4" = 0.65; 5" = 1.02; 6" = 1.47; 12" = 5.88
TUBING INSIDE DIA. CAPACITY (Gal./Ft.): 1/8" = 0.0006; 3/16" = 0.0014; 1/4" = 0.0026; 5/16" = 0.004; 3/8" = 0.006; 1/2" = 0.010; 5/8" = 0.016
PURGING EQUIPMENT CODES: B = Bailer; BP = Bladder Pump; ESP = Electric Submersible Pump; PP = Peristaltic Pump; O = Other (Specify)

SAMPLING DATA

SAMPLED BY (PRINT) / AFFILIATION: H. BOGUES/PACE	SAMPLER(S) SIGNATURE(S): H. BOGUES	SAMPLING INITIATED AT: 0910	SAMPLING ENDED AT: 0919
PUMP OR TUBING DEPTH IN WELL (feet): 12'	TUBING MATERIAL CODE: HDPE	FIELD-FILTERED: Y (N) Filtration Equipment Type:	FILTER SIZE: ____ µm
FIELD DECONTAMINATION: PUMP (Y) N	TUBING Y (N) (replaced)	DUPLICATE: Y (N)	

SAMPLE CONTAINER SPECIFICATION				SAMPLE PRESERVATION					
SAMPLE ID CODE	# CONTAINERS	MATERIAL CODE	VOLUME	PRESERVATIVE USED	TOTAL VOL ADDED IN FIELD (mL)	FINAL pH	INTENDED ANALYSIS AND/OR METHOD	SAMPLING EQUIPMENT CODE	SAMPLE PUMP FLOW RATE (mL per minute)
	1	PE	1L	COOL	0	6.2	Cl, NO3, TDS	APP	<300
	1	PE	250mL	HNO3		<2	METALS		
	1	PE	250mL	H2SO4		<2	NH3		
	3	CG	40mL	COOL		6.2	EDB & DBCP		
	3	CG	40mL	HCL		<2	8260		

REMARKS:

MATERIAL CODES: AG = Amber Glass; CG = Clear Glass; PE = Polyethylene; PP = Polypropylene; S = Silicone; T = Teflon; O = Other (Specify)

SAMPLING EQUIPMENT CODES: APP = After Peristaltic Pump; B = Bailer; BP = Bladder Pump; ESP = Electric Submersible Pump; RFPP = Reverse Flow Peristaltic Pump; SM = Straw Method (Tubing Gravity Drain); O = Other (Specify)

NOTES: 1. The above do not constitute all of the information required by Chapter 62-160, F.A.C.
2. STABILIZATION CRITERIA FOR RANGE OF VARIATION OF LAST THREE CONSECUTIVE READINGS (SEE FS 2212, SECTION 3)
pH: ± 0.2 units Temperature: ± 0.2 °C Specific Conductance: ± 5% Dissolved Oxygen: all readings ≤ 20% saturation (see Table FS 2200-2); optionally, ± 0.2 mg/L or ± 10% (whichever is greater) Turbidity: all readings ≤ 20 NTU; optionally ± 5 NTU or ± 10% (whichever is greater)

Form FD 9000-24

GROUNDWATER SAMPLING LOG

SITE NAME: M.C LENARD L.F		SITE LOCATION: 3333 LENARD BRADENTON	
WELL NO: GW-27	SAMPLE ID: GW-27		DATE: 11-5-19

PURGING DATA

WELL DIAMETER (inches): 2	TUBING DIAMETER (inches): 1/4	WELL SCREEN INTERVAL DEPTH: feet to feet	STATIC DEPTH TO WATER (feet): 8.28	PURGE PUMP TYPE OR BAILER: PP

WELL VOLUME PURGE: 1 WELL VOLUME = (TOTAL WELL DEPTH – STATIC DEPTH TO WATER) X WELL CAPACITY
(only fill out if applicable)
= (20.26 feet – 8.28 feet) X 0.16 gallons/foot = 1.9168 gallons

EQUIPMENT VOLUME PURGE: 1 EQUIPMENT VOL. = PUMP VOLUME + (TUBING CAPACITY X TUBING LENGTH) + FLOW CELL VOLUME
(only fill out if applicable)
= gallons + (gallons/foot X feet) + gallons = gallons

INITIAL PUMP OR TUBING DEPTH IN WELL (feet): 12	FINAL PUMP OR TUBING DEPTH IN WELL (feet): 12	PURGING INITIATED AT: 0958	PURGING ENDED AT: 1014	TOTAL VOLUME PURGED (gallons): 3.15

TIME	VOLUME PURGED (gallons)	CUMUL. VOLUME PURGED (gallons)	PURGE RATE (gpm)	DEPTH TO WATER (feet)	pH (standard units)	TEMP. (°C)	COND. (circle units) µmhos/cm or µS/cm	DISSOLVED OXYGEN (circle units) mg/L or % saturation	TURBIDITY (NTUs)	COLOR (describe)	ODOR (describe)
1004	1.95	1.95	0.15	8.42	6.28	28.1	529	2.43	6.43	CLEAR	NONE
1010	0.60	2.55	0.15	8.42	6.29	28.1	529	2.27	5.51	"	"
1014	0.60	3.15	0.15	8.42	6.28	28.0	529	1.98	4.67	"	"

WELL CAPACITY (Gallons Per Foot): 0.75" = 0.02; 1" = 0.04; 1.25" = 0.06; 2" = 0.16; 3" = 0.37; 4" = 0.65; 5" = 1.02; 6" = 1.47; 12" = 5.88
TUBING INSIDE DIA. CAPACITY (Gal./Ft.): 1/8" = 0.0006; 3/16" = 0.0014; 1/4" = 0.0026; 5/16" = 0.004; 3/8" = 0.006; 1/2" = 0.010; 5/8" = 0.016

PURGING EQUIPMENT CODES: B = Bailer; BP = Bladder Pump; ESP = Electric Submersible Pump; PP = Peristaltic Pump; O = Other (Specify)

SAMPLING DATA

SAMPLED BY (PRINT) / AFFILIATION: H. BUGUES/PACE	SAMPLER(S) SIGNATURE(S): H. BUGUES	SAMPLING INITIATED AT: 1015	SAMPLING ENDED AT: 1024
PUMP OR TUBING DEPTH IN WELL (feet): 12'	TUBING MATERIAL CODE: HDPE	FIELD-FILTERED: Y (N) Filtration Equipment Type:	FILTER SIZE: ____ µm
FIELD DECONTAMINATION: PUMP (Y) N	TUBING Y (N) (replaced)	DUPLICATE: Y (N)	

SAMPLE CONTAINER SPECIFICATION				SAMPLE PRESERVATION			INTENDED ANALYSIS AND/OR METHOD	SAMPLING EQUIPMENT CODE	SAMPLE PUMP FLOW RATE (mL per minute)
SAMPLE ID CODE	# CONTAINERS	MATERIAL CODE	VOLUME	PRESERVATIVE USED	TOTAL VOL ADDED IN FIELD (mL)	FINAL pH			
	1	PE	1L	COOL	0	6.2	4, NO3 TDS	APP	<300
	1	PE	250mL	HNO3		<2	METALS		
	1	PE	250mL	H2SO4		<2	NH3		
	2	CG	40mL	COOL		6.2	CBS & DBCP		
	3	CG	40mL	HCL		<2	8260		

REMARKS:

MATERIAL CODES: AG = Amber Glass; CG = Clear Glass; PE = Polyethylene; PP = Polypropylene; S = Silicone; T = Teflon; O = Other (Specify)

SAMPLING EQUIPMENT CODES: APP = After Peristaltic Pump; B = Bailer; BP = Bladder Pump; ESP = Electric Submersible Pump; RFPP = Reverse Flow Peristaltic Pump; SM = Straw Method (Tubing Gravity Drain); O = Other (Specify)

NOTES: 1. The above do not constitute all of the information required by Chapter 62-160, F.A.C.
2. STABILIZATION CRITERIA FOR RANGE OF VARIATION OF LAST THREE CONSECUTIVE READINGS (SEE FS 2212, SECTION 3)
pH: ± 0.2 units Temperature: ± 0.2 °C Specific Conductance: ± 5% Dissolved Oxygen: all readings ≤ 20% saturation (see Table FS 2200-2); optionally, ± 0.2 mg/L or ± 10% (whichever is greater) Turbidity: all readings ≤ 20 NTU; optionally ± 5 NTU or ± 10% (whichever is greater)

Form FD 9000-24

GROUNDWATER SAMPLING LOG

SITE NAME: M.C LENA RD. L.F		SITE LOCATION: 3333 LENA RD. BRADENTON	
WELL NO: GW-3	SAMPLE ID: GW-3		DATE: 11-5-19

PURGING DATA

WELL DIAMETER (inches): 2	TUBING DIAMETER (inches): 1/4	WELL SCREEN INTERVAL DEPTH: feet to feet	STATIC DEPTH TO WATER (feet): 6.62	PURGE PUMP TYPE OR BAILER: PP

WELL VOLUME PURGE: 1 WELL VOLUME = (TOTAL WELL DEPTH – STATIC DEPTH TO WATER) X WELL CAPACITY
(only fill out if applicable)
= (19.56 feet – 6.62 feet) X 0.16 gallons/foot = 2.0704 gallons

EQUIPMENT VOLUME PURGE: 1 EQUIPMENT VOL. = PUMP VOLUME + (TUBING CAPACITY X TUBING LENGTH) + FLOW CELL VOLUME
(only fill out if applicable)
= gallons + (gallons/foot X feet) + gallons = gallons

INITIAL PUMP OR TUBING DEPTH IN WELL (feet): 10	FINAL PUMP OR TUBING DEPTH IN WELL (feet): 10'	PURGING INITIATED AT: 1104	PURGING ENDED AT: 1126	TOTAL VOLUME PURGED (gallons): 3.30

TIME	VOLUME PURGED (gallons)	CUMUL. VOLUME PURGED (gallons)	PURGE RATE (gpm)	DEPTH TO WATER (feet)	pH (standard units)	TEMP. (°C)	COND. (circle units) µmhos/cm or µS/cm	DISSOLVED OXYGEN (circle units) mg/L or % saturation	TURBIDITY (NTUs)	COLOR (describe)	ODOR (describe)
1118	2.10	2.10	0.15	6.85	6.46	27.9	705	1.87	8.64	CLEAR	NONE
1122	0.60	2.70	0.15	6.85	6.46	27.8	698	1.47	7.81	"	"
1126	0.60	3.30	0.15	6.85	6.45	27.8	692	0.91	6.75	"	"

WELL CAPACITY (Gallons Per Foot): **0.75"** = 0.02; **1"** = 0.04; **1.25"** = 0.06; **2"** = 0.16; **3"** = 0.37; **4"** = 0.65; **5"** = 1.02; **6"** = 1.47; **12"** = 5.88
TUBING INSIDE DIA. CAPACITY (Gal./Ft.): **1/8"** = 0.0006; **3/16"** = 0.0014; **1/4"** = 0.0026; **5/16"** = 0.004; **3/8"** = 0.006; **1/2"** = 0.010; **5/8"** = 0.016

PURGING EQUIPMENT CODES: **B** = Bailer; **BP** = Bladder Pump; **ESP** = Electric Submersible Pump; **PP** = Peristaltic Pump; **O** = Other (Specify)

SAMPLING DATA

SAMPLED BY (PRINT) / AFFILIATION: H. BOGUES/PACE	SAMPLER(S) SIGNATURE(S): H. BOGUES	SAMPLING INITIATED AT: 1127	SAMPLING ENDED AT: 1135
PUMP OR TUBING DEPTH IN WELL (feet): 10'	TUBING MATERIAL CODE: HDPE	FIELD-FILTERED: Y (N) Filtration Equipment Type:	FILTER SIZE: ____ µm
FIELD DECONTAMINATION: PUMP (Y) N	TUBING Y (N) (replaced)	DUPLICATE: Y (N)	

SAMPLE CONTAINER SPECIFICATION				SAMPLE PRESERVATION			INTENDED ANALYSIS AND/OR METHOD	SAMPLING EQUIPMENT CODE	SAMPLE PUMP FLOW RATE (mL per minute)
SAMPLE ID CODE	# CONTAINERS	MATERIAL CODE	VOLUME	PRESERVATIVE USED	TOTAL VOL ADDED IN FIELD (mL)	FINAL pH			
	1	PE	1L	COOL	0	6.4	CL, NO3, TDS	APP	<300
	1	PE	250 mL	HNO3		<2	METALS		
	1	PE	250 mL	H2SO4		<2	NH3		
	2	CG	40 mL	COOL		6.4	EDB & DBCP		
	3	CG	40 mL	HCL		<2	8260		

REMARKS:

MATERIAL CODES: **AG** = Amber Glass; **CG** = Clear Glass; **PE** = Polyethylene; **PP** = Polypropylene; **S** = Silicone; **T** = Teflon; **O** = Other (Specify)

SAMPLING EQUIPMENT CODES: **APP** = After Peristaltic Pump; **B** = Bailer; **BP** = Bladder Pump; **ESP** = Electric Submersible Pump; **RFPP** = Reverse Flow Peristaltic Pump; **SM** = Straw Method (Tubing Gravity Drain); **O** = Other (Specify)

NOTES: 1. The above do not constitute all of the information required by Chapter 62-160, F.A.C.
2. STABILIZATION CRITERIA FOR RANGE OF VARIATION OF LAST THREE CONSECUTIVE READINGS (SEE FS 2212, SECTION 3)
pH: ± 0.2 units **Temperature:** ± 0.2 °C **Specific Conductance:** ± 5% **Dissolved Oxygen:** all readings ≤ 20% saturation (see Table FS 2200-2); optionally, ± 0.2 mg/L or ± 10% (whichever is greater) **Turbidity:** all readings ≤ 20 NTU; optionally ± 5 NTU or ± 10% (whichever is greater)

Form FD 9000-24

GROUNDWATER SAMPLING LOG

SITE NAME: M.C LENARD L.F		SITE LOCATION: 3333 LENA RD. BRADENTON, FL	
WELL NO: GW-4	SAMPLE ID: GW-4		DATE: 11-5-19

PURGING DATA

WELL DIAMETER (inches): 2	TUBING DIAMETER (inches): 1/4	WELL SCREEN INTERVAL DEPTH: feet to feet	STATIC DEPTH TO WATER (feet): 8.50	PURGE PUMP TYPE OR BAILER: BP

WELL VOLUME PURGE: 1 WELL VOLUME = (TOTAL WELL DEPTH – STATIC DEPTH TO WATER) X WELL CAPACITY
(only fill out if applicable)
= (19.65 feet – 8.50 feet) X 0.16 gallons/foot = 1.788 gallons

EQUIPMENT VOLUME PURGE: 1 EQUIPMENT VOL. = PUMP VOLUME + (TUBING CAPACITY X TUBING LENGTH) + FLOW CELL VOLUME
(only fill out if applicable)
= gallons + (gallons/foot X feet) + gallons = gallons

INITIAL PUMP OR TUBING DEPTH IN WELL (feet): 12	FINAL PUMP OR TUBING DEPTH IN WELL (feet): 12'	PURGING INITIATED AT: 1218	PURGING ENDED AT: 1234	TOTAL VOLUME PURGED (gallons): 2.70

TIME	VOLUME PURGED (gallons)	CUMUL. VOLUME PURGED (gallons)	PURGE RATE (gpm)	DEPTH TO WATER (feet)	pH (standard units)	TEMP. (°C)	COND. (circle units) µmhos/cm or µS/cm	DISSOLVED OXYGEN (circle units) mg/l or % saturation	TURBIDITY (NTUs)	COLOR (describe)	ODOR (describe)
1230	1.80	1.80	0.15	8.90	6.45	27.9	386.6	1.50	9.61	CLEAR	NONE
1233	0.45	2.25	0.15	8.90	6.64	27.8	382.8	1.18	4.81	"	"
1236	0.45	2.70	0.15	8.90	6.63	27.8	380.4	0.86	3.45	"	"

WELL CAPACITY (Gallons Per Foot): **0.75"** = 0.02; **1"** = 0.04; **1.25"** = 0.06; **2"** = 0.16; **3"** = 0.37; **4"** = 0.65; **5"** = 1.02; **6"** = 1.47; **12"** = 5.88
TUBING INSIDE DIA. CAPACITY (Gal./Ft.): **1/8"** = 0.0006; **3/16"** = 0.0014; **1/4"** = 0.0026; **5/16"** = 0.004; **3/8"** = 0.006; **1/2"** = 0.010; **5/8"** = 0.016

PURGING EQUIPMENT CODES: **B** = Bailer; **BP** = Bladder Pump; **ESP** = Electric Submersible Pump; **PP** = Peristaltic Pump; **O** = Other (Specify)

SAMPLING DATA

SAMPLED BY (PRINT) / AFFILIATION: H. BUGUESPACE	SAMPLER(S) SIGNATURE(S): H. Bugues	SAMPLING INITIATED AT: 1237	SAMPLING ENDED AT: 1240
PUMP OR TUBING DEPTH IN WELL (feet): 12'	TUBING MATERIAL CODE: HDPE	FIELD-FILTERED: Y (N) Filtration Equipment Type:	FILTER SIZE: ____ µm
FIELD DECONTAMINATION: PUMP (Y) N	TUBING Y (N) (replaced)	DUPLICATE: Y (N)	

SAMPLE CONTAINER SPECIFICATION				SAMPLE PRESERVATION			INTENDED ANALYSIS AND/OR METHOD	SAMPLING EQUIPMENT CODE	SAMPLE PUMP FLOW RATE (mL per minute)
SAMPLE ID CODE	# CONTAINERS	MATERIAL CODE	VOLUME	PRESERVATIVE USED	TOTAL VOL ADDED IN FIELD (mL)	FINAL pH			
	1	PE	1L	COOL	0	6.6	9/[illegible]/1120	BP	<300
	1	PE	250mL	HNO3		<2	METALS		
	1	PE	250mL	H2SO4		<2	NH3		
	3	CG	40mL	COOL		6.6	EDB & DBCP		
	3	CG	40mL	HCl		<2	8260		

REMARKS:

MATERIAL CODES: **AG** = Amber Glass; **CG** = Clear Glass; **PE** = Polyethylene; **PP** = Polypropylene; **S** = Silicone; **T** = Teflon; **O** = Other (Specify)

SAMPLING EQUIPMENT CODES: **APP** = After Peristaltic Pump; **B** = Bailer; **BP** = Bladder Pump; **ESP** = Electric Submersible Pump; **RFPP** = Reverse Flow Peristaltic Pump; **SM** = Straw Method (Tubing Gravity Drain); **O** = Other (Specify)

NOTES: 1. The above do not constitute all of the information required by Chapter 62-160, F.A.C.
2. STABILIZATION CRITERIA FOR RANGE OF VARIATION OF LAST THREE CONSECUTIVE READINGS (SEE FS 2212, SECTION 3)
pH: ± 0.2 units **Temperature:** ± 0.2 °C **Specific Conductance:** ± 5% **Dissolved Oxygen:** all readings ≤ 20% saturation (see Table FS 2200-2); optionally, ± 0.2 mg/L or ± 10% (whichever is greater) **Turbidity:** all readings ≤ 20 NTU; optionally ± 5 NTU or ± 10% (whichever is greater)

Form FD 9000-24

GROUNDWATER SAMPLING LOG

SITE NAME: M.C LENA RD. L.S		SITE LOCATION: 3333 LENA RD. BRADENTON	
WELL NO: GW-5	SAMPLE ID: GW-5		DATE: 11-5-19

PURGING DATA

WELL DIAMETER (inches): 2	TUBING DIAMETER (inches): 1/4	WELL SCREEN INTERVAL DEPTH: feet to feet	STATIC DEPTH TO WATER (feet): 8.32	PURGE PUMP TYPE OR BAILER: PP

WELL VOLUME PURGE: 1 WELL VOLUME = (TOTAL WELL DEPTH – STATIC DEPTH TO WATER) X WELL CAPACITY
(only fill out if applicable)
= (19.66 feet – 8.32 feet) X 0.10 gallons/foot = 1.8144 gallons

EQUIPMENT VOLUME PURGE: 1 EQUIPMENT VOL. = PUMP VOLUME + (TUBING CAPACITY X TUBING LENGTH) + FLOW CELL VOLUME
(only fill out if applicable)
= gallons + (gallons/foot X feet) + gallons = gallons

INITIAL PUMP OR TUBING DEPTH IN WELL (feet): 12'	FINAL PUMP OR TUBING DEPTH IN WELL (feet): 12'	PURGING INITIATED AT: 1300	PURGING ENDED AT: 1322	TOTAL VOLUME PURGED (gallons): 3.15

TIME	VOLUME PURGED (gallons)	CUMUL. VOLUME PURGED (gallons)	PURGE RATE (gpm)	DEPTH TO WATER (feet)	pH (standard units)	TEMP. (°C)	COND. (circle units) µmhos/cm or µS/cm	DISSOLVED OXYGEN (circle units) mg/L or % saturation	TURBIDITY (NTUs)	COLOR (describe)	ODOR (describe)
1314	1.95	1.95	0.15	8.52	6.55	28.4	574	2.00	8.46	CLEAR	NONE
1318	0.60	2.55	0.15	8.52	6.54	28.4	576	2.97	6.10	"	"
1322	0.60	3.15	0.15	8.52	6.53	28.4	580	2.75	4.54	"	"

WELL CAPACITY (Gallons Per Foot): **0.75"** = 0.02; **1"** = 0.04; **1.25"** = 0.06; **2"** = 0.16; **3"** = 0.37; **4"** = 0.65; **5"** = 1.02; **6"** = 1.47; **12"** = 5.88
TUBING INSIDE DIA. CAPACITY (Gal./Ft.): **1/8"** = 0.0006; **3/16"** = 0.0014; **1/4"** = 0.0026; **5/16"** = 0.004; **3/8"** = 0.006; **1/2"** = 0.010; **5/8"** = 0.016
PURGING EQUIPMENT CODES: **B** = Bailer; **BP** = Bladder Pump; **ESP** = Electric Submersible Pump; **PP** = Peristaltic Pump; **O** = Other (Specify)

SAMPLING DATA

SAMPLED BY (PRINT) / AFFILIATION: H. DOGUES / PACE	SAMPLER(S) SIGNATURE(S): H. DOGUES	SAMPLING INITIATED AT: 1323	SAMPLING ENDED AT: 1332
PUMP OR TUBING DEPTH IN WELL (feet): 12'	TUBING MATERIAL CODE: HDPE	FIELD-FILTERED: Y (N) Filtration Equipment Type:	FILTER SIZE: ____ µm
FIELD DECONTAMINATION: PUMP (Y) N	TUBING Y (N) (replaced)	DUPLICATE: Y (N)	

SAMPLE CONTAINER SPECIFICATION				SAMPLE PRESERVATION			INTENDED ANALYSIS AND/OR METHOD	SAMPLING EQUIPMENT CODE	SAMPLE PUMP FLOW RATE (mL per minute)
SAMPLE ID CODE	# CONTAINERS	MATERIAL CODE	VOLUME	PRESERVATIVE USED	TOTAL VOL ADDED IN FIELD (mL)	FINAL pH			
	1	PE	1L	COOL	0	6.5	Cl, NO3, TDS	APP	<300
	1	PE	250mL	HNO3		<2	METALS		
	1	PE	250mL	H2SO4		<2	NH3		
	3	CG	40mL	COOL		6.5	EDB & DBCP		
	3	CG	40mL	HCL		<2	8260		

REMARKS:

MATERIAL CODES: **AG** = Amber Glass; **CG** = Clear Glass; **PE** = Polyethylene; **PP** = Polypropylene; **S** = Silicone; **T** = Teflon; **O** = Other (Specify)

SAMPLING EQUIPMENT CODES: **APP** = After Peristaltic Pump; **B** = Bailer; **BP** = Bladder Pump; **ESP** = Electric Submersible Pump; **RFPP** = Reverse Flow Peristaltic Pump; **SM** = Straw Method (Tubing Gravity Drain); **O** = Other (Specify)

NOTES: 1. The above do not constitute all of the information required by Chapter 62-160, F.A.C.
2. STABILIZATION CRITERIA FOR RANGE OF VARIATION OF LAST THREE CONSECUTIVE READINGS (SEE FS 2212, SECTION 3)
pH: ± 0.2 units **Temperature:** ± 0.2 °C **Specific Conductance:** ± 5% **Dissolved Oxygen:** all readings ≤ 20% saturation (see Table FS 2200-2); optionally, ± 0.2 mg/L or ± 10% (whichever is greater) **Turbidity:** all readings ≤ 20 NTU; optionally ± 5 NTU or ± 10% (whichever is greater)

Form FD 9000-24

GROUNDWATER SAMPLING LOG

SITE NAME: M.C. LENARD L.F.		SITE LOCATION: 2333 LENA RD. BRADENTON	
WELL NO: GW-6	SAMPLE ID: GW-6		DATE: 11-5-19

PURGING DATA

WELL DIAMETER (inches): 2	TUBING DIAMETER (inches): 1/4	WELL SCREEN INTERVAL DEPTH: feet to feet	STATIC DEPTH TO WATER (feet): 8.05	PURGE PUMP TYPE OR BAILER: PP

WELL VOLUME PURGE: 1 WELL VOLUME = (TOTAL WELL DEPTH – STATIC DEPTH TO WATER) X WELL CAPACITY
(only fill out if applicable)
= (19.54 feet – 8.05 feet) X 0.16 gallons/foot = 1.8384 gallons

EQUIPMENT VOLUME PURGE: 1 EQUIPMENT VOL. = PUMP VOLUME + (TUBING CAPACITY X TUBING LENGTH) + FLOW CELL VOLUME
(only fill out if applicable)
= gallons + (gallons/foot X feet) + gallons = gallons

INITIAL PUMP OR TUBING DEPTH IN WELL (feet): 11	FINAL PUMP OR TUBING DEPTH IN WELL (feet): 11	PURGING INITIATED AT: 1355	PURGING ENDED AT: 1416	TOTAL VOLUME PURGED (gallons): 3.15

TIME	VOLUME PURGED (gallons)	CUMUL. VOLUME PURGED (gallons)	PURGE RATE (gpm)	DEPTH TO WATER (feet)	pH (standard units)	TEMP. (°C)	COND. (circle units) µmhos/cm or µS/cm	DISSOLVED OXYGEN (circle units) mg/L or % saturation	TURBIDITY (NTUs)	COLOR (describe)	ODOR (describe)
1408	1.95	1.95	0.15	8.66	6.60	28.4	1118	1.60	3.47	CLEAR	NONE
1412	0.60	2.55	0.15	8.66	6.59	28.4	1116	1.54	3.08	"	"
1416	0.60	3.15	0.15	8.66	6.58	28.4	1115	1.20	2.60	"	"

WELL CAPACITY (Gallons Per Foot): **0.75"** = 0.02; **1"** = 0.04; **1.25"** = 0.06; **2"** = 0.16; **3"** = 0.37; **4"** = 0.65; **5"** = 1.02; **6"** = 1.47; **12"** = 5.88
TUBING INSIDE DIA. CAPACITY (Gal./Ft.): **1/8"** = 0.0006; **3/16"** = 0.0014; **1/4"** = 0.0026; **5/16"** = 0.004; **3/8"** = 0.006; **1/2"** = 0.010; **5/8"** = 0.016
PURGING EQUIPMENT CODES: **B** = Bailer; **BP** = Bladder Pump; **ESP** = Electric Submersible Pump; **PP** = Peristaltic Pump; **O** = Other (Specify)

SAMPLING DATA

SAMPLED BY (PRINT) / AFFILIATION: H. DOGUES / PACE	SAMPLER(S) SIGNATURE(S): H. DOGUES	SAMPLING INITIATED AT: 1417	SAMPLING ENDED AT: 1426
PUMP OR TUBING DEPTH IN WELL (feet): 11	TUBING MATERIAL CODE: HDPE	FIELD-FILTERED: Y (N) Filtration Equipment Type:	FILTER SIZE: ____ µm
FIELD DECONTAMINATION: PUMP (Y) N	TUBING Y (N) (replaced)	DUPLICATE: Y (N)	

SAMPLE CONTAINER SPECIFICATION				SAMPLE PRESERVATION			INTENDED ANALYSIS AND/OR METHOD	SAMPLING EQUIPMENT CODE	SAMPLE PUMP FLOW RATE (mL per minute)
SAMPLE ID CODE	# CONTAINERS	MATERIAL CODE	VOLUME	PRESERVATIVE USED	TOTAL VOL ADDED IN FIELD (mL)	FINAL pH			
	1	PE	1L	COOL	0	6.5	Cl, NO3, TDS	APP	<300
	1	PE	250mL	HNO3		<2	METALS		
	1	PE	250mL	H2SO4		<2	NH3		
	2	CG	40mL	COOL		6.5	EDB & DBCP		
	3	CG	40mL	HCL		<2	8260		

REMARKS:

MATERIAL CODES: **AG** = Amber Glass; **CG** = Clear Glass; **PE** = Polyethylene; **PP** = Polypropylene; **S** = Silicone; **T** = Teflon; **O** = Other (Specify)

SAMPLING EQUIPMENT CODES: **APP** = After Peristaltic Pump; **B** = Bailer; **BP** = Bladder Pump; **ESP** = Electric Submersible Pump; **RFPP** = Reverse Flow Peristaltic Pump; **SM** = Straw Method (Tubing Gravity Drain); **O** = Other (Specify)

NOTES: 1. The above do not constitute all of the information required by Chapter 62-160, F.A.C.
2. STABILIZATION CRITERIA FOR RANGE OF VARIATION OF LAST THREE CONSECUTIVE READINGS (SEE FS 2212, SECTION 3)
pH: ± 0.2 units **Temperature:** ± 0.2 °C **Specific Conductance:** ± 5% **Dissolved Oxygen:** all readings ≤ 20% saturation (see Table FS 2200-2); optionally, ± 0.2 mg/L or ± 10% (whichever is greater) **Turbidity:** all readings ≤ 20 NTU; optionally ± 5 NTU or ± 10% (whichever is greater)

Pace Analytical® Florida Laboratory	Document Name: Groundwater Sampling Log	Document Revised: December 03, 2012
	Document No.: F-FL-C-021 rev.00	Issuing Authority: Pace Florida Quality Office

Form FD 9000-24

GROUNDWATER SAMPLING LOG

SITE NAME: M.C. LENA RD. L.F		SITE LOCATION: 5333 LENA RD. BRADENTON	
WELL NO: GW-7	SAMPLE ID: GW-7		DATE: 11-05-19

PURGING DATA

WELL DIAMETER (inches): 2	TUBING DIAMETER (inches): 1/4	WELL SCREEN INTERVAL DEPTH: feet to feet	STATIC DEPTH TO WATER (feet): 9.15	PURGE PUMP TYPE OR BAILER: PP

WELL VOLUME PURGE: 1 WELL VOLUME = (TOTAL WELL DEPTH – STATIC DEPTH TO WATER) X WELL CAPACITY
(only fill out if applicable)
= (20.59 feet – 9.15 feet) X 0.16 gallons/foot = 1.8304 gallons

EQUIPMENT VOLUME PURGE: 1 EQUIPMENT VOL. = PUMP VOLUME + (TUBING CAPACITY X TUBING LENGTH) + FLOW CELL VOLUME
(only fill out if applicable)
= gallons + (gallons/foot X feet) + gallons = gallons

INITIAL PUMP OR TUBING DEPTH IN WELL (feet): 12'	FINAL PUMP OR TUBING DEPTH IN WELL (feet): 12'	PURGING INITIATED AT: 1447	PURGING ENDED AT: 1508	TOTAL VOLUME PURGED (gallons): 3.15

TIME	VOLUME PURGED (gallons)	CUMUL. VOLUME PURGED (gallons)	PURGE RATE (gpm)	DEPTH TO WATER (feet)	pH (standard units)	TEMP. (°C)	COND. (circle units) µmhos/cm or mS/cm	DISSOLVED OXYGEN (circle units) mg/L or % saturation	TURBIDITY (NTUs)	COLOR (describe)	ODOR (describe)
1500	1.95	1.95	0.15	9.40	6.72	28.5	713	1.84	4.66	CLEAR	NONE
1504	0.60	2.55	0.15	9.40	6.71	28.4	714	1.54	3.82	"	"
1508	0.60	3.15	0.15	9.40	6.70	28.3	710	1.25	2.34	"	"

WELL CAPACITY (Gallons Per Foot): **0.75"** = 0.02; **1"** = 0.04; **1.25"** = 0.06; **2"** = 0.16; **3"** = 0.37; **4"** = 0.65; **5"** = 1.02; **6"** = 1.47; **12"** = 5.88
TUBING INSIDE DIA. CAPACITY (Gal./Ft.): **1/8"** = 0.0006; **3/16"** = 0.0014; **1/4"** = 0.0026; **5/16"** = 0.004; **3/8"** = 0.006; **1/2"** = 0.010; **5/8"** = 0.016
PURGING EQUIPMENT CODES: **B** = Bailer; **BP** = Bladder Pump; **ESP** = Electric Submersible Pump; **PP** = Peristaltic Pump; **O** = Other (Specify)

SAMPLING DATA

SAMPLED BY (PRINT) / AFFILIATION: H. BOGUES/PACE	SAMPLER(S) SIGNATURE(S): H. BOGUES	SAMPLING INITIATED AT: 1509	SAMPLING ENDED AT: 1518
PUMP OR TUBING DEPTH IN WELL (feet): 12'	TUBING MATERIAL CODE: HDPE	FIELD-FILTERED: Y (N) Filtration Equipment Type:	FILTER SIZE: ____ µm
FIELD DECONTAMINATION: PUMP (Y) N	TUBING Y (N) (replaced)	DUPLICATE: (Y) N YES #20	

SAMPLE CONTAINER SPECIFICATION				SAMPLE PRESERVATION			INTENDED ANALYSIS AND/OR METHOD	SAMPLING EQUIPMENT CODE	SAMPLE PUMP FLOW RATE (mL per minute)
SAMPLE ID CODE	# CONTAINERS	MATERIAL CODE	VOLUME	PRESERVATIVE USED	TOTAL VOL ADDED IN FIELD (mL)	FINAL pH			
	1	PE	1L	COOL	Ø	6.7	Cl NO3 TDS	APP	<300
	1	PE	250mL	HNO3		<2	METALS		
	1	PE	250mL	H2SO4		<2	NH3		
	2	CG	40mL	COOL		6.7	EDB + DBCP		
	3	CG	40mL	HCL		<2	8260		

REMARKS: DUPLICATE TAKEN @ GW-7

MATERIAL CODES: **AG** = Amber Glass; **CG** = Clear Glass; **PE** = Polyethylene; **PP** = Polypropylene; **S** = Silicone; **T** = Teflon; **O** = Other (Specify)

SAMPLING EQUIPMENT CODES: **APP** = After Peristaltic Pump; **B** = Bailer; **BP** = Bladder Pump; **ESP** = Electric Submersible Pump; **RFPP** = Reverse Flow Peristaltic Pump; **SM** = Straw Method (Tubing Gravity Drain); **O** = Other (Specify)

NOTES: 1. The above do not constitute all of the information required by Chapter 62-160, F.A.C.
2. STABILIZATION CRITERIA FOR RANGE OF VARIATION OF LAST THREE CONSECUTIVE READINGS (SEE FS 2212, SECTION 3)
pH: ± 0.2 units **Temperature:** ± 0.2 °C **Specific Conductance:** ± 5% **Dissolved Oxygen:** all readings ≤ 20% saturation (see Table FS 2200-2); optionally, ± 0.2 mg/L or ± 10% (whichever is greater) **Turbidity:** all readings ≤ 20 NTU; optionally ± 5 NTU or ± 10% (whichever is greater)

Pace Analytical Services, LLC
8 East Tower Circle
Ormond Beach, FL 32174
(386)672-5668

January 06, 2020

Anthony Detweiler
Manatee County Solid Waste
3333 Lena Road
Bradenton, FL 34211

RE: Project: Lena Road Landfill-Recollect
Pace Project No.: 35520889

Dear Anthony Detweiler:
Enclosed are the analytical results for sample(s) received by the laboratory on December 26, 2019. The results relate only to the samples included in this report. Results reported herein conform to the most current, applicable TNI/NELAC standards and the laboratory's Quality Assurance Manual, where applicable, unless otherwise noted in the body of the report.

If you have any questions concerning this report, please feel free to contact me.

Sincerely,

Cameron Meynardie
cameron.meynardie@pacelabs.com
813-855-1844
Project Manager

Enclosures

cc: Bob Bennett, Manatee County
Jim Bokish, Manatee County Landfill
Whitney Rodriguez, SCS Engineers
Bryan White, Manatee County Solid Waste

REPORT OF LABORATORY ANALYSIS

This report shall not be reproduced, except in full,
without the written consent of Pace Analytical Services, LLC.

Pace Analytical Services, LLC
8 East Tower Circle
Ormond Beach, FL 32174
(386)672-5668

CERTIFICATIONS

Project: Lena Road Landfill-Recollect
Pace Project No.: 35520889

Pace Analytical Services Ormond Beach
8 East Tower Circle, Ormond Beach, FL 32174

Alaska DEC- CS/UST/LUST
Alabama Certification #: 41320
Arizona Certification# AZ0819
Colorado Certification: FL NELAC Reciprocity
Connecticut Certification #: PH-0216
Delaware Certification: FL NELAC Reciprocity
Florida Certification #: E83079
Georgia Certification #: 955
Guam Certification: FL NELAC Reciprocity
Hawaii Certification: FL NELAC Reciprocity
Illinois Certification #: 200068
Indiana Certification: FL NELAC Reciprocity
Kansas Certification #: E-10383
Kentucky Certification #: 90050
Louisiana Certification #: FL NELAC Reciprocity
Louisiana Environmental Certificate #: 05007
Maryland Certification: #346
Michigan Certification #: 9911
Mississippi Certification: FL NELAC Reciprocity
Missouri Certification #: 236
Montana Certification #: Cert 0074
Nebraska Certification: NE-OS-28-14
New Hampshire Certification #: 2958
New Jersey Certification #: FL022
New York Certification #: 11608
North Carolina Environmental Certificate #: 667
North Carolina Certification #: 12710
North Dakota Certification #: R-216
Oklahoma Certification #: D9947
Pennsylvania Certification #: 68-00547
Puerto Rico Certification #: FL01264
South Carolina Certification: #96042001
Tennessee Certification #: TN02974
Texas Certification: FL NELAC Reciprocity
US Virgin Islands Certification: FL NELAC Reciprocity
Virginia Environmental Certification #: 460165
West Virginia Certification #: 9962C
Wisconsin Certification #: 399079670
Wyoming (EPA Region 8): FL NELAC Reciprocity

Pace Analytical Services Tampa
110 South Bayview Blvd., Tampa, FL 34677

Florida Certification #:E84129

This report shall not be reproduced, except in full,
without the written consent of Pace Analytical Services, LLC.

Pace Analytical Services, LLC
8 East Tower Circle
Ormond Beach, FL 32174
(386)672-5668

SAMPLE SUMMARY

Project: Lena Road Landfill-Recollect
Pace Project No.: 35520889

Lab ID	Sample ID	Matrix	Date Collected	Date Received
35520889001	**BGW-1**	Water	12/26/19 10:29	12/26/19 13:50
35520889002	**GW-18**	Water	12/26/19 11:12	12/26/19 13:50
35520889003	**GW-19**	Water	12/26/19 11:47	12/26/19 13:50
35520889004	**GW-25**	Water	12/26/19 09:33	12/26/19 13:50

This report shall not be reproduced, except in full,
without the written consent of Pace Analytical Services, LLC.

Pace Analytical Services, LLC
8 East Tower Circle
Ormond Beach, FL 32174
(386)672-5668

SAMPLE ANALYTE COUNT

Project: Lena Road Landfill-Recollect
Pace Project No.: 35520889

Lab ID	Sample ID	Method	Analysts	Analytes Reported	Laboratory
35520889001	**BGW-1**	EPA 6010	ATC	1	PASI-O
35520889002	**GW-18**	SM 2540C	LF	1	PASI-Tp
35520889003	**GW-19**	SM 2540C	LF	1	PASI-Tp
35520889004	**GW-25**	SM 2540C	LF	1	PASI-Tp

This report shall not be reproduced, except in full,
without the written consent of Pace Analytical Services, LLC.

Pace Analytical Services, LLC
8 East Tower Circle
Ormond Beach, FL 32174
(386)672-5668

ANALYTICAL RESULTS

Project: Lena Road Landfill-Recollect
Pace Project No.: 35520889

Sample: BGW-1 **Lab ID: 35520889001** Collected: 12/26/19 10:29 Received: 12/26/19 13:50 Matrix: Water

Parameters	Results	Units	PQL	MDL	DF	Prepared	Analyzed	CAS No.	Qual
Field Data	Analytical Method:								
Field pH	**5.99**	Std. Units			1		12/26/19 10:29		
Field Temperature	**24.9**	deg C			1		12/26/19 10:29		
Field Specific Conductance	**471.9**	umhos/cm			1		12/26/19 10:29		
Oxygen, Dissolved	**0.66**	mg/L			1		12/26/19 10:29	7782-44-7	
Turbidity	**0.91**	NTU			1		12/26/19 10:29		
6010 MET ICP	Analytical Method: EPA 6010 Preparation Method: EPA 3010								
Arsenic	**7.1 U**	ug/L	10.0	7.1	1	12/27/19 05:40	01/02/20 12:33	7440-38-2	

This report shall not be reproduced, except in full,
without the written consent of Pace Analytical Services, LLC.

Pace Analytical Services, LLC
8 East Tower Circle
Ormond Beach, FL 32174
(386)672-5668

ANALYTICAL RESULTS

Project: Lena Road Landfill-Recollect
Pace Project No.: 35520889

Sample: GW-18 **Lab ID: 35520889002** Collected: 12/26/19 11:12 Received: 12/26/19 13:50 Matrix: Water

Parameters	Results	Units	PQL	MDL	DF	Prepared	Analyzed	CAS No.	Qual
Field Data	Analytical Method:								
Field pH	**6.56**	Std. Units			1		12/26/19 11:12		
Field Temperature	**24.3**	deg C			1		12/26/19 11:12		
Field Specific Conductance	**725**	umhos/cm			1		12/26/19 11:12		
Oxygen, Dissolved	**0.67**	mg/L			1		12/26/19 11:12	7782-44-7	
Turbidity	**8.7**	NTU			1		12/26/19 11:12		
2540C Total Diss. Solids Tampa	Analytical Method: SM 2540C								
Total Dissolved Solids	**433**	mg/L	5.0	5.0	1		12/30/19 15:21		

This report shall not be reproduced, except in full,
without the written consent of Pace Analytical Services, LLC.

Pace Analytical Services, LLC
8 East Tower Circle
Ormond Beach, FL 32174
(386)672-5668

ANALYTICAL RESULTS

Project: Lena Road Landfill-Recollect
Pace Project No.: 35520889

Sample: GW-19 **Lab ID: 35520889003** Collected: 12/26/19 11:47 Received: 12/26/19 13:50 Matrix: Water

Parameters	Results	Units	PQL	MDL	DF	Prepared	Analyzed	CAS No.	Qual
Field Data	Analytical Method:								
Field pH	**6.51**	Std. Units			1		12/26/19 11:47		
Field Temperature	**25.4**	deg C			1		12/26/19 11:47		
Field Specific Conductance	**1062**	umhos/cm			1		12/26/19 11:47		
Oxygen, Dissolved	**0.62**	mg/L			1		12/26/19 11:47	7782-44-7	
Turbidity	**2.80**	NTU			1		12/26/19 11:47		
2540C Total Diss. Solids Tampa	Analytical Method: SM 2540C								
Total Dissolved Solids	**644**	mg/L	5.0	5.0	1		12/30/19 15:21		

This report shall not be reproduced, except in full,
without the written consent of Pace Analytical Services, LLC.

Pace Analytical Services, LLC
8 East Tower Circle
Ormond Beach, FL 32174
(386)672-5668

ANALYTICAL RESULTS

Project: Lena Road Landfill-Recollect
Pace Project No.: 35520889

Sample: GW-25 **Lab ID: 35520889004** Collected: 12/26/19 09:33 Received: 12/26/19 13:50 Matrix: Water

Parameters	Results	Units	PQL	MDL	DF	Prepared	Analyzed	CAS No.	Qual
Field Data	Analytical Method:								
Field pH	**6.62**	Std. Units			1		12/26/19 09:33		
Field Temperature	**25.2**	deg C			1		12/26/19 09:33		
Field Specific Conductance	**654**	umhos/cm			1		12/26/19 09:33		
Oxygen, Dissolved	**0.62**	mg/L			1		12/26/19 09:33	7782-44-7	
Turbidity	**4.5**	NTU			1		12/26/19 09:33		
2540C Total Diss. Solids Tampa	Analytical Method: SM 2540C								
Total Dissolved Solids	**445**	mg/L	5.0	5.0	1		12/30/19 15:21		

This report shall not be reproduced, except in full,
without the written consent of Pace Analytical Services, LLC.

Pace Analytical Services, LLC
8 East Tower Circle
Ormond Beach, FL 32174
(386)672-5668

QUALITY CONTROL DATA

Project: Lena Road Landfill-Recollect
Pace Project No.: 35520889

QC Batch: 597993 | Analysis Method: EPA 6010
QC Batch Method: EPA 3010 | Analysis Description: 6010 MET
Associated Lab Samples: 35520889001

METHOD BLANK: 3252225 | Matrix: Water
Associated Lab Samples: 35520889001

Parameter	Units	Blank Result	Reporting Limit	MDL	Analyzed	Qualifiers
Arsenic	ug/L	7.1 U	10.0	7.1	12/30/19 15:17	

LABORATORY CONTROL SAMPLE: 3252226

Parameter	Units	Spike Conc.	LCS Result	LCS % Rec	% Rec Limits	Qualifiers
Arsenic	ug/L	250	240	96	80-120	

MATRIX SPIKE & MATRIX SPIKE DUPLICATE: 3252227 3252228

Parameter	Units	35520913001 Result	MS Spike Conc.	MSD Spike Conc.	MS Result	MSD Result	MS % Rec	MSD % Rec	% Rec Limits	RPD	Max RPD	Qual
Arsenic	ug/L	38.7	250	250	292	280	101	97	75-125	4	20	

Results presented on this page are in the units indicated by the "Units" column except where an alternate unit is presented to the right of the result.

REPORT OF LABORATORY ANALYSIS

This report shall not be reproduced, except in full,
without the written consent of Pace Analytical Services, LLC.

Pace Analytical Services, LLC
8 East Tower Circle
Ormond Beach, FL 32174
(386)672-5668

QUALITY CONTROL DATA

Project: Lena Road Landfill-Recollect
Pace Project No.: 35520889

QC Batch: 598376 | Analysis Method: SM 2540C
QC Batch Method: SM 2540C | Analysis Description: 2540C Total Diss. Solids Tampa
Associated Lab Samples: 35520889002, 35520889003, 35520889004

METHOD BLANK: 3253718 | Matrix: Water
Associated Lab Samples: 35520889002, 35520889003, 35520889004

Parameter	Units	Blank Result	Reporting Limit	MDL	Analyzed	Qualifiers
Total Dissolved Solids	mg/L	5.0 U	5.0	5.0	12/30/19 15:20	

LABORATORY CONTROL SAMPLE: 3253719

Parameter	Units	Spike Conc.	LCS Result	LCS % Rec	% Rec Limits	Qualifiers
Total Dissolved Solids	mg/L	300	292	97	90-110	

SAMPLE DUPLICATE: 3253720

Parameter	Units	35520889002 Result	Dup Result	RPD	Max RPD	Qualifiers
Total Dissolved Solids	mg/L	433	439	1	10	

Results presented on this page are in the units indicated by the "Units" column except where an alternate unit is presented to the right of the result.

This report shall not be reproduced, except in full,
without the written consent of Pace Analytical Services, LLC.

Pace Analytical Services, LLC
8 East Tower Circle
Ormond Beach, FL 32174
(386)672-5668

QUALIFIERS

Project: Lena Road Landfill-Recollect
Pace Project No.: 35520889

DEFINITIONS

DF - Dilution Factor, if reported, represents the factor applied to the reported data due to dilution of the sample aliquot.

ND - Not Detected at or above adjusted reporting limit.

TNTC - Too Numerous To Count

MDL - Adjusted Method Detection Limit.

PQL - Practical Quantitation Limit.

RL - Reporting Limit - The lowest concentration value that meets project requirements for quantitative data with known precision and bias for a specific analyte in a specific matrix.

S - Surrogate

1,2-Diphenylhydrazine decomposes to and cannot be separated from Azobenzene using Method 8270. The result for each analyte is a combined concentration.

Consistent with EPA guidelines, unrounded data are displayed and have been used to calculate % recovery and RPD values.

LCS(D) - Laboratory Control Sample (Duplicate)

MS(D) - Matrix Spike (Duplicate)

DUP - Sample Duplicate

RPD - Relative Percent Difference

NC - Not Calculable.

SG - Silica Gel - Clean-Up

U - Indicates the compound was analyzed for, but not detected.

N-Nitrosodiphenylamine decomposes and cannot be separated from Diphenylamine using Method 8270. The result reported for each analyte is a combined concentration.

Pace Analytical is TNI accredited. Contact your Pace PM for the current list of accredited analytes.

TNI - The NELAC Institute.

LABORATORIES

PASI-O	Pace Analytical Services - Ormond Beach
PASI-Tp	Pace Analytical Services - Tampa

ANALYTE QUALIFIERS

U	Compound was analyzed for but not detected.

This report shall not be reproduced, except in full,
without the written consent of Pace Analytical Services, LLC.

Pace Analytical Services, LLC
8 East Tower Circle
Ormond Beach, FL 32174
(386)672-5668

QUALITY CONTROL DATA CROSS REFERENCE TABLE

Project: Lena Road Landfill-Recollect
Pace Project No.: 35520889

Lab ID	Sample ID	QC Batch Method	QC Batch	Analytical Method	Analytical Batch
35520889001	**BGW-1**				
35520889002	**GW-18**				
35520889003	**GW-19**				
35520889004	**GW-25**				
35520889001	**BGW-1**	EPA 3010	597993	EPA 6010	598030
35520889002	**GW-18**	SM 2540C	598376		
35520889003	**GW-19**	SM 2540C	598376		
35520889004	**GW-25**	SM 2540C	598376		

This report shall not be reproduced, except in full,
without the written consent of Pace Analytical Services, LLC.

Pace Analytical
WWW.PACELABS.COM

CHAIN-OF-CUSTODY / Analytical Request

The Chain-of-Custody is a LEGAL DOCUMENT. All relevant fields mu

WO# : 35520889

35520889

Section A Required Client Information:	Section B Required Project Information:	Section C Invoice Information:
Company: Manatee County Landfill	Report To: Bob Bennett	Attention:
Address: 3333 Lena Road	Copy To:	Company Name:
Bradenton, FL 34211		Address:
Email: bob.bennett@mymanatee.org	Purchase Order #:	Pace Quote:
Phone: (941)748-5543 Fax:	Project Name: Lena Rd Landfill - Recollection	Pace Project Manager: cameron.meynardie@pacelabs.com,
Requested Due Date:	Project #:	Pace Profile #: 8100-1

Regulatory Agency
State / Location
FL

ITEM #	SAMPLE ID One Character per box. (A-Z, 0-9 / , -) Sample Ids must be unique MATRIX / CODE: Drinking Water DW, Water WT, Waste Water WW, Product P, Soil/Solid SL, Oil OL, Wipe WP, Air AR, Other OT, Tissue TS	MATRIX CODE (see valid codes to left)	SAMPLE TYPE (G=GRAB C=COMP)	COLLECTED START DATE	COLLECTED START TIME	COLLECTED END DATE	COLLECTED END TIME	SAMPLE TEMP AT COLLECTION	# OF CONTAINERS	Preservatives: Unpreserved	H2SO4	HNO3	HCl	NaOH	Na2S2O3	Methanol	Other	Analyses Test Y/N	Requested Analysis Filtered (Y/N): 6010 - Arsenic	TDS by 2540C	Residual Chlorine (Y/N)
1	BGW-1	WT	G			12/26	1029		1			X							X		
2	GW-18	WT	G			12/26	1112		1	X										X	
3	GW-19	WT	G			12/26	1147		1	X										X	
4	GW-25	WT	G			12/26	0933		1	X										X	
5																					
6																					
7																					
8																					
9																					
10																					
11																					
12																					

ADDITIONAL COMMENTS	RELINQUISHED BY / AFFILIATION	DATE	TIME	ACCEPTED BY / AFFILIATION	DATE	TIME	SAMPLE CONDITIONS: TEMP in C	Received on Ice (Y/N)	Custody Sealed Cooler (Y/N)	Samples Intact (Y/N)
	H. BOGUES/PACE	12-26-19	1350	Dawn Sargent	12-26-19	1350	R03 1.3	Y	N	Y

SAMPLER NAME AND SIGNATURE

PRINT Name of SAMPLER: HOWARD BOGUES

SIGNATURE of SAMPLER: H. Bogues

DATE Signed: 12-26-19

Pace Analytical Florida Laboratory	Document Name: Sample Condition Upon Receipt Form	Document Revised: May 30, 2018
	Document No.: F-FL-C-007 rev. 13	Issuing Authority: Pace Florida Quality Office

Sample Condition Upon Receipt Form (SCUR)

Project # WO#: 35520889

Project Manager: PM: CEM **Due Date:** 01/10/20

Client: CLIENT: MANCOU-SW

Date and Initials of person:
Examining contents: DS
Label: 12/26/19
Deliver:
pH:

Thermometer Used: T-203 Date: 12-26-19 Time: 1350 Initials: DS

State of Origin: FL ☐ For WV projects, all containers verified to ≤6 °C

Cooler #1 Temp.°C 1.4 **(Visual)** -0.1 **(Correction Factor)** 1.3 **(Actual)** ☑ Samples on ice, cooling process has begun

Cooler #2 Temp.°C ____ **(Visual)** ____ **(Correction Factor)** ____ **(Actual)** ☐ Samples on ice, cooling process has begun

Cooler #3 Temp.°C ____ **(Visual)** ____ **(Correction Factor)** ____ **(Actual)** ☐ Samples on ice, cooling process has begun

Cooler #4 Temp.°C ____ **(Visual)** ____ **(Correction Factor)** ____ **(Actual)** ☐ Samples on ice, cooling process has begun

Cooler #5 Temp.°C ____ **(Visual)** ____ **(Correction Factor)** ____ **(Actual)** ☐ Samples on ice, cooling process has begun

Cooler #6 Temp.°C ____ **(Visual)** ____ **(Correction Factor)** ____ **(Actual)** ☐ Samples on ice, cooling process has begun

Courier: ☐ Fed Ex ☐ UPS ☐ USPS ☐ Client ☐ Commercial ☑ Pace ☐ Other____

Shipping Method: ☐ First Overnight ☐ Priority Overnight ☐ Standard Overnight ☐ Ground ☐ International Priority ☐ Other____

Billing: ☐ Recipient ☐ Sender ☐ Third Party ☐ Credit Card ☐ Unknown

Tracking # ____

Custody Seal on Cooler/Box Present: ☐ Yes ☑ No **Seals intact:** ☐ Yes ☑ No **Ice:** (Wet) Blue Dry None

Packing Material: ☐ Bubble Wrap ☐ Bubble Bags ☑ None ☐ Other____

Samples shorted to lab (If Yes, complete) Shorted Date:____ Shorted Time:____ Qty:____

		Comments:
Chain of Custody Present	☑ Yes ☐ No ☐ N/A	
Chain of Custody Filled Out	☑ Yes ☐ No ☐ N/A	
Relinquished Signature & Sampler Name COC	☑ Yes ☐ No ☐ N/A	
Samples Arrived within Hold Time	☑ Yes ☐ No ☐ N/A	
Rush TAT requested on COC	☐ Yes ☑ No ☐ N/A	
Sufficient Volume	☑ Yes ☐ No ☐ N/A	
Correct Containers Used	☑ Yes ☐ No ☐ N/A	
Containers Intact	☑ Yes ☐ No ☐ N/A	
Sample Labels match COC (sample IDs & date/time of collection)	☑ Yes ☐ No ☐ N/A	
All containers needing acid/base preservation have been checked.	☑ Yes ☐ No ☐ N/A	Preservation Information:
All Containers needing preservation are found to be in compliance with EPA recommendation: Exceptions: VOA, Coliform, TOC, O&G, Carbamates	☑ Yes ☐ No ☐ N/A	Preservative:____ Lot #/Trace #:____ Date:____ Time:____ Initials:____
Headspace in VOA Vials? (>6mm):	☐ Yes ☐ No ☑ N/A	
Trip Blank Present:	☐ Yes ☐ No ☑ N/A	

Client Notification/ Resolution:
Person Contacted: ____ Date/Time: ____

Comments/ Resolution (use back for additional comments): ____

Project Manager Review: ____ Date: ____

Pace Analytical® Florida Laboratory	Document Name: Groundwater Sampling Log	Document Revised: December 03, 2012
	Document No.: F-FL-C-021 rev.00	Issuing Authority: Pace Florida Quality Office

Form FD 9000-24

GROUNDWATER SAMPLING LOG

SITE NAME: M.C LENA RD L.F		SITE LOCATION: 3333 LENA RD. BRADENTON	
WELL NO: BGW-1	SAMPLE ID: BGW-1		DATE: 12-26-19

PURGING DATA

WELL DIAMETER (inches): 2	TUBING DIAMETER (inches): 1/4	WELL SCREEN INTERVAL DEPTH: feet to feet	STATIC DEPTH TO WATER (feet): 9.40	PURGE PUMP TYPE OR BAILER: PP

WELL VOLUME PURGE: 1 WELL VOLUME = (TOTAL WELL DEPTH – STATIC DEPTH TO WATER) X WELL CAPACITY
(only fill out if applicable)
= (26.05 feet – 9.40 feet) X 0.16 gallons/foot = 2.6608 gallons

EQUIPMENT VOLUME PURGE: 1 EQUIPMENT VOL. = PUMP VOLUME + (TUBING CAPACITY X TUBING LENGTH) + FLOW CELL VOLUME
(only fill out if applicable)
= gallons + (gallons/foot X feet) + gallons = gallons

INITIAL PUMP OR TUBING DEPTH IN WELL (feet): 13'	FINAL PUMP OR TUBING DEPTH IN WELL (feet): 13'	PURGING INITIATED AT: 1000	PURGING ENDED AT: 1028	TOTAL VOLUME PURGED (gallons): 4.20

TIME	VOLUME PURGED (gallons)	CUMUL. VOLUME PURGED (gallons)	PURGE RATE (gpm)	DEPTH TO WATER (feet)	pH (standard units)	TEMP. (°C)	COND. (circle units) µmhos/cm or µS/cm	DISSOLVED OXYGEN (circle units) mg/L or % saturation	TURBIDITY (NTUs)	COLOR (describe)	ODOR (describe)
1018	2.70	2.70	0.15	9.55	5.97	24.9	472.9	1.24	1.03	CLEAR	NONE
1023	0.75	3.45	0.15	9.55	5.98	24.9	472.0	0.97	0.95	"	"
1028	0.75	4.20	0.15	9.55	5.99	24.9	471.9	0.96	0.91	"	"

WELL CAPACITY (Gallons Per Foot): **0.75"** = 0.02; **1"** = 0.04; **1.25"** = 0.06; **2"** = 0.16; **3"** = 0.37; **4"** = 0.65; **5"** = 1.02; **6"** = 1.47; **12"** = 5.88
TUBING INSIDE DIA. CAPACITY (Gal./Ft.): **1/8"** = 0.0006; **3/16"** = 0.0014; **1/4"** = 0.0026; **5/16"** = 0.004; **3/8"** = 0.006; **1/2"** = 0.010; **5/8"** = 0.016

PURGING EQUIPMENT CODES: **B** = Bailer; **BP** = Bladder Pump; **ESP** = Electric Submersible Pump; **PP** = Peristaltic Pump; **O** = Other (Specify)

SAMPLING DATA

SAMPLED BY (PRINT) / AFFILIATION: H. BOGUES / PACE	SAMPLER(S) SIGNATURE(S): H. BOGUES	SAMPLING INITIATED AT: 1029	SAMPLING ENDED AT: 1032
PUMP OR TUBING DEPTH IN WELL (feet): 13'	TUBING MATERIAL CODE: HDPE	FIELD-FILTERED: Y (N) Filtration Equipment Type:	FILTER SIZE: ____ µm
FIELD DECONTAMINATION: PUMP Y (N)	TUBING Y (N) (replaced)	DUPLICATE: Y (N)	

SAMPLE CONTAINER SPECIFICATION				SAMPLE PRESERVATION			INTENDED ANALYSIS AND/OR METHOD	SAMPLING EQUIPMENT CODE	SAMPLE PUMP FLOW RATE (mL per minute)
SAMPLE ID CODE	# CONTAINERS	MATERIAL CODE	VOLUME	PRESERVATIVE USED	TOTAL VOL ADDED IN FIELD (mL)	FINAL pH			
	1	PE	250 mL	HNO3	0	<2	6010 ARSENIC	APP	< 300

REMARKS:

MATERIAL CODES: **AG** = Amber Glass; **CG** = Clear Glass; **PE** = Polyethylene; **PP** = Polypropylene; **S** = Silicone; **T** = Teflon; **O** = Other (Specify)

SAMPLING EQUIPMENT CODES: **APP** = After Peristaltic Pump; **B** = Bailer; **BP** = Bladder Pump; **ESP** = Electric Submersible Pump; **RFPP** = Reverse Flow Peristaltic Pump; **SM** = Straw Method (Tubing Gravity Drain); **O** = Other (Specify)

NOTES: 1. The above do not constitute all of the information required by Chapter 62-160, F.A.C.
2. STABILIZATION CRITERIA FOR RANGE OF VARIATION OF LAST THREE CONSECUTIVE READINGS (SEE FS 2212, SECTION 3)
pH: ± 0.2 units **Temperature:** ± 0.2 °C **Specific Conductance:** ± 5% **Dissolved Oxygen:** all readings ≤ 20% saturation (see Table FS 2200-2); optionally, ± 0.2 mg/L or ± 10% (whichever is greater) **Turbidity:** all readings ≤ 20 NTU; optionally ± 5 NTU or ± 10% (whichever is greater)

Form FD 9000-24

GROUNDWATER SAMPLING LOG

SITE NAME: M.C. LEN RD. L.F		SITE LOCATION: 3333 LEN RD. BRADENTON	
WELL NO: GW-18	SAMPLE ID: GW-18		DATE: 12-26-19

PURGING DATA

WELL DIAMETER (inches): 2	TUBING DIAMETER (inches): 1/4	WELL SCREEN INTERVAL DEPTH: feet to feet	STATIC DEPTH TO WATER (feet): 9.53	PURGE PUMP TYPE OR BAILER: BB

WELL VOLUME PURGE: 1 WELL VOLUME = (TOTAL WELL DEPTH – STATIC DEPTH TO WATER) X WELL CAPACITY
(only fill out if applicable)
= (20.85 feet – 9.53 feet) X 0.16 gallons/foot = 1.7552 gallons

EQUIPMENT VOLUME PURGE: 1 EQUIPMENT VOL. = PUMP VOLUME + (TUBING CAPACITY X TUBING LENGTH) + FLOW CELL VOLUME
(only fill out if applicable)
= gallons + (gallons/foot X feet) + gallons = gallons

INITIAL PUMP OR TUBING DEPTH IN WELL (feet): 13'	FINAL PUMP OR TUBING DEPTH IN WELL (feet): 13'	PURGING INITIATED AT: 1053	PURGING ENDED AT: 1111	TOTAL VOLUME PURGED (gallons): 2.70

TIME	VOLUME PURGED (gallons)	CUMUL. VOLUME PURGED (gallons)	PURGE RATE (gpm)	DEPTH TO WATER (feet)	pH (standard units)	TEMP. (°C)	COND. (circle units) µmhos/cm or mS/cm	DISSOLVED OXYGEN (circle units) mg/l or % saturation	TURBIDITY (NTUs)	COLOR (describe)	ODOR (describe)
1105	1.80	1.80	0.15	10.37	6.58	24.3	724	1.55	11.4	CLEAR	NONE
1108	0.45	2.25	0.15	10.37	6.57	24.3	724	0.97	10.9	"	"
1111	0.45	2.70	0.15	10.37	6.56	24.3	725	0.67	8.7	"	"

WELL CAPACITY (Gallons Per Foot): **0.75"** = 0.02; **1"** = 0.04; **1.25"** = 0.06; **2"** = 0.16; **3"** = 0.37; **4"** = 0.65; **5"** = 1.02; **6"** = 1.47; **12"** = 5.88
TUBING INSIDE DIA. CAPACITY (Gal./Ft.): **1/8"** = 0.0006; **3/16"** = 0.0014; **1/4"** = 0.0026; **5/16"** = 0.004; **3/8"** = 0.006; **1/2"** = 0.010; **5/8"** = 0.016

PURGING EQUIPMENT CODES: **B** = Bailer; **BP** = Bladder Pump; **ESP** = Electric Submersible Pump; **PP** = Peristaltic Pump; **O** = Other (Specify)

SAMPLING DATA

SAMPLED BY (PRINT) / AFFILIATION: H. DIGUES / PACE	SAMPLER(S) SIGNATURE(S): H. DIGUES	SAMPLING INITIATED AT: 1112	SAMPLING ENDED AT:
PUMP OR TUBING DEPTH IN WELL (feet): 13'	TUBING MATERIAL CODE: HDPE	FIELD-FILTERED: Y (N) Filtration Equipment Type:	FILTER SIZE: ____ µm
FIELD DECONTAMINATION: PUMP Y (N)	TUBING Y (N replaced)	DUPLICATE: Y (N)	

SAMPLE CONTAINER SPECIFICATION				SAMPLE PRESERVATION			INTENDED ANALYSIS AND/OR METHOD	SAMPLING EQUIPMENT CODE	SAMPLE PUMP FLOW RATE (mL per minute)
SAMPLE ID CODE	# CONTAINERS	MATERIAL CODE	VOLUME	PRESERVATIVE USED	TOTAL VOL ADDED IN FIELD (mL)	FINAL pH			
	1	PE	1L	COOL	Ø	6.5	TDS	APP	< 300
							2540C		

REMARKS:

MATERIAL CODES: **AG** = Amber Glass; **CG** = Clear Glass; **PE** = Polyethylene; **PP** = Polypropylene; **S** = Silicone; **T** = Teflon; **O** = Other (Specify)

SAMPLING EQUIPMENT CODES: **APP** = After Peristaltic Pump; **B** = Bailer; **BP** = Bladder Pump; **ESP** = Electric Submersible Pump; **RFPP** = Reverse Flow Peristaltic Pump; **SM** = Straw Method (Tubing Gravity Drain); **O** = Other (Specify)

NOTES: 1. The above do not constitute all of the information required by Chapter 62-160, F.A.C.
2. STABILIZATION CRITERIA FOR RANGE OF VARIATION OF LAST THREE CONSECUTIVE READINGS (SEE FS 2212, SECTION 3)
pH: ± 0.2 units **Temperature:** ± 0.2 °C **Specific Conductance:** ± 5% **Dissolved Oxygen:** all readings ≤ 20% saturation (see Table FS 2200-2); optionally, ± 0.2 mg/L or ± 10% (whichever is greater) **Turbidity:** all readings ≤ 20 NTU; optionally ± 5 NTU or ± 10% (whichever is greater)

Form FD 9000-24

GROUNDWATER SAMPLING LOG

SITE NAME: M.C LENARD. L.F		SITE LOCATION: 3333 LENARD. BRADENTON	
WELL NO: GW-19	SAMPLE ID: GW-19		DATE: 12-26-19

PURGING DATA

WELL DIAMETER (inches): 2	TUBING DIAMETER (inches): 1/4	WELL SCREEN INTERVAL DEPTH: feet to feet	STATIC DEPTH TO WATER (feet): 11.37	PURGE PUMP TYPE OR BAILER: BP

WELL VOLUME PURGE: 1 WELL VOLUME = (TOTAL WELL DEPTH – STATIC DEPTH TO WATER) X WELL CAPACITY
(only fill out if applicable)
= (20.15 feet – 11.37 feet) X 0.16 gallons/foot = 1.4048 gallons

EQUIPMENT VOLUME PURGE: 1 EQUIPMENT VOL. = PUMP VOLUME + (TUBING CAPACITY X TUBING LENGTH) + FLOW CELL VOLUME
(only fill out if applicable)
= gallons + (gallons/foot X feet) + gallons = gallons

INITIAL PUMP OR TUBING DEPTH IN WELL (feet): 15'	FINAL PUMP OR TUBING DEPTH IN WELL (feet): 15'	PURGING INITIATED AT: 1130	PURGING ENDED AT: 1146	TOTAL VOLUME PURGED (gallons): 2.40

TIME	VOLUME PURGED (gallons)	CUMUL. VOLUME PURGED (gallons)	PURGE RATE (gpm)	DEPTH TO WATER (feet)	pH (standard units)	TEMP. (°C)	COND. (circle units) µmhos/cm or µS/cm	DISSOLVED OXYGEN (circle units) mg/L or % saturation	TURBIDITY (NTUs)	COLOR (describe)	ODOR (describe)
1140	1.50	1.50	0.15	12.67	6.53	25.3	1064	0.98	5.48	CLEAR	NONE
1143	0.45	1.95	0.15	12.67	6.52	25.5	1063	0.83	3.42	"	"
1146	0.45	2.40	0.15	12.67	6.51	25.4	1062	0.62	2.80	"	"

WELL CAPACITY (Gallons Per Foot): **0.75"** = 0.02; **1"** = 0.04; **1.25"** = 0.06; **2"** = 0.16; **3"** = 0.37; **4"** = 0.65; **5"** = 1.02; **6"** = 1.47; **12"** = 5.88
TUBING INSIDE DIA. CAPACITY (Gal./Ft.): **1/8"** = 0.0006; **3/16"** = 0.0014; **1/4"** = 0.0026; **5/16"** = 0.004; **3/8"** = 0.006; **1/2"** = 0.010; **5/8"** = 0.016

PURGING EQUIPMENT CODES: **B** = Bailer; **BP** = Bladder Pump; **ESP** = Electric Submersible Pump; **PP** = Peristaltic Pump; **O** = Other (Specify)

SAMPLING DATA

SAMPLED BY (PRINT) / AFFILIATION: H. DIGUES / PACE	SAMPLER(S) SIGNATURE(S): H. DIGUES	SAMPLING INITIATED AT: 1147	SAMPLING ENDED AT: 1152
PUMP OR TUBING DEPTH IN WELL (feet): 15'	TUBING MATERIAL CODE: HDPE	FIELD-FILTERED: Y (N) Filtration Equipment Type:	FILTER SIZE: ____ µm
FIELD DECONTAMINATION: PUMP Y (N)	TUBING Y (N replaced)	DUPLICATE: Y (N)	

SAMPLE CONTAINER SPECIFICATION				SAMPLE PRESERVATION			INTENDED ANALYSIS AND/OR METHOD	SAMPLING EQUIPMENT CODE	SAMPLE PUMP FLOW RATE (mL per minute)
SAMPLE ID CODE	# CONTAINERS	MATERIAL CODE	VOLUME	PRESERVATIVE USED	TOTAL VOL ADDED IN FIELD (mL)	FINAL pH			
	1	PE	1L	COOL	Ø	6.5	TDS BY 2540C	APP	< 300

REMARKS:

MATERIAL CODES: **AG** = Amber Glass; **CG** = Clear Glass; **PE** = Polyethylene; **PP** = Polypropylene; **S** = Silicone; **T** = Teflon; **O** = Other (Specify)

SAMPLING EQUIPMENT CODES: **APP** = After Peristaltic Pump; **B** = Bailer; **BP** = Bladder Pump; **ESP** = Electric Submersible Pump; **RFPP** = Reverse Flow Peristaltic Pump; **SM** = Straw Method (Tubing Gravity Drain); **O** = Other (Specify)

NOTES: 1. The above do not constitute all of the information required by Chapter 62-160, F.A.C.
2. STABILIZATION CRITERIA FOR RANGE OF VARIATION OF LAST THREE CONSECUTIVE READINGS (SEE FS 2212, SECTION 3)
pH: ± 0.2 units **Temperature:** ± 0.2 °C **Specific Conductance:** ± 5% **Dissolved Oxygen:** all readings ≤ 20% saturation (see Table FS 2200-2); optionally, ± 0.2 mg/L or ± 10% (whichever is greater) **Turbidity:** all readings ≤ 20 NTU; optionally ± 5 NTU or ± 10% (whichever is greater)

Form FD 9000-24

GROUNDWATER SAMPLING LOG

SITE NAME: M.C LENA RD. L.F		SITE LOCATION: 3333 LENA RD. BRADENTON	
WELL NO: GW-25	SAMPLE ID: GW-25		DATE: 12-26-19

PURGING DATA

WELL DIAMETER (inches): 2	TUBING DIAMETER (inches): 1/4	WELL SCREEN INTERVAL DEPTH: feet to feet	STATIC DEPTH TO WATER (feet): 9.72	PURGE PUMP TYPE OR BAILER: PP

WELL VOLUME PURGE: 1 WELL VOLUME = (TOTAL WELL DEPTH – STATIC DEPTH TO WATER) X WELL CAPACITY
(only fill out if applicable)
= (20.00 feet – 9.72 feet) X 0.16 gallons/foot = 1.6448 gallons

EQUIPMENT VOLUME PURGE: 1 EQUIPMENT VOL. = PUMP VOLUME + (TUBING CAPACITY X TUBING LENGTH) + FLOW CELL VOLUME
(only fill out if applicable)
= gallons + (gallons/foot X feet) + gallons = gallons

INITIAL PUMP OR TUBING DEPTH IN WELL (feet): 13'	FINAL PUMP OR TUBING DEPTH IN WELL (feet): 13'	PURGING INITIATED AT: 0915	PURGING ENDED AT: 0932	TOTAL VOLUME PURGED (gallons): 2.55

TIME	VOLUME PURGED (gallons)	CUMUL. VOLUME PURGED (gallons)	PURGE RATE (gpm)	DEPTH TO WATER (feet)	pH (standard units)	TEMP. (°C)	COND. (circle units) µmhos/cm or µS/cm	DISSOLVED OXYGEN (circle units) mg/L or % saturation	TURBIDITY (NTUs)	COLOR (describe)	ODOR (describe)
0926	1.65	1.65	0.15	10.35	6.60	25.2	645	0.72	11.1	CLEAR	NONE
0929	0.45	2.10	0.15	10.35	6.61	25.2	650	0.64	6.4	"	"
0932	0.45	2.55	0.15	10.35	6.62	25.2	654	0.62	4.5	"	"

WELL CAPACITY (Gallons Per Foot): **0.75"** = 0.02; **1"** = 0.04; **1.25"** = 0.06; **2"** = 0.16; **3"** = 0.37; **4"** = 0.65; **5"** = 1.02; **6"** = 1.47; **12"** = 5.88
TUBING INSIDE DIA. CAPACITY (Gal./Ft.): **1/8"** = 0.0006; **3/16"** = 0.0014; **1/4"** = 0.0026; **5/16"** = 0.004; **3/8"** = 0.006; **1/2"** = 0.010; **5/8"** = 0.016

PURGING EQUIPMENT CODES: **B** = Bailer; **BP** = Bladder Pump; **ESP** = Electric Submersible Pump; **PP** = Peristaltic Pump; **O** = Other (Specify)

SAMPLING DATA

SAMPLED BY (PRINT) / AFFILIATION: H. DUGUES/PACE	SAMPLER(S) SIGNATURE(S): H. DUGUES	SAMPLING INITIATED AT: 0933	SAMPLING ENDED AT: 0936
PUMP OR TUBING DEPTH IN WELL (feet): 13'	TUBING MATERIAL CODE: HDPE	FIELD-FILTERED: Y (N) Filtration Equipment Type:	FILTER SIZE: ____ µm
FIELD DECONTAMINATION: PUMP Y (N)	TUBING Y (N) (replaced)	DUPLICATE: Y (N)	

SAMPLE CONTAINER SPECIFICATION				SAMPLE PRESERVATION			INTENDED ANALYSIS AND/OR METHOD	SAMPLING EQUIPMENT CODE	SAMPLE PUMP FLOW RATE (mL per minute)
SAMPLE ID CODE	# CONTAINERS	MATERIAL CODE	VOLUME	PRESERVATIVE USED	TOTAL VOL ADDED IN FIELD (mL)	FINAL pH			
	1	PE	1L	COOL	Ø	6.6	TDS	APP	< 300
							EPA 2540C		

REMARKS:

MATERIAL CODES: **AG** = Amber Glass; **CG** = Clear Glass; **PE** = Polyethylene; **PP** = Polypropylene; **S** = Silicone; **T** = Teflon; **O** = Other (Specify)

SAMPLING EQUIPMENT CODES: **APP** = After Peristaltic Pump; **B** = Bailer; **BP** = Bladder Pump; **ESP** = Electric Submersible Pump; **RFPP** = Reverse Flow Peristaltic Pump; **SM** = Straw Method (Tubing Gravity Drain); **O** = Other (Specify)

NOTES: 1. The above do not constitute all of the information required by Chapter 62-160, F.A.C.
2. STABILIZATION CRITERIA FOR RANGE OF VARIATION OF LAST THREE CONSECUTIVE READINGS (SEE FS 2212, SECTION 3)
pH: ± 0.2 units **Temperature:** ± 0.2 °C **Specific Conductance:** ± 5% **Dissolved Oxygen:** all readings ≤ 20% saturation (see Table FS 2200-2); optionally, ± 0.2 mg/L or ± 10% (whichever is greater) **Turbidity:** all readings ≤ 20 NTU; optionally ± 5 NTU or ± 10% (whichever is greater)

Appendix B

Compact Disk Containing Report in .PDF Format and ADaPT Files

Johnson, Sabrina O

From: no-reply@dep.state.fl.us
Sent: Tuesday, February 11, 2020 4:46 PM
To: Rodriguez, Whitney
Cc: Rodriguez, Whitney
Subject: EDD Submission Receipt
Attachments: ATT00001.bin

========== This message originated outside of SCS Engineers ==========

FLORIDA DEPARTMENT OF Environmental Protection

Bob Martinez Center
2600 Blair Stone Road
Tallahassee, Florida 32399-2400

Ron DeSantis
Governor

Jeanette Nuñez
Lt. Governor

Noah Valenstein
Secretary

Electronic Data Deliverable Submission Receipt

February 11, 2020

This receipt serves as confirmation that the Department has received your Solid Waste Electronic Data Deliverable submission. Details of your submission are listed below.

File Information
Date in File Name : 11/05/2019

Monitoring Report File : 44795_20191105_GWMR.pdf

EDD Upload File : 44795_20191105_SWzdd.zip

Facility Information
ID : 44795
Facility Name : LENA RD COUNTY LF
Facility Address : 3333 LENA ROAD, BRADENTON, FL 34211

EDD Contact Information
Company Name : SCS Engineers
Contact Name : Whitney Rodriguez
Contact Phone : 813-804-6722
Phone Extension : N/A
Contact Email : wrodriguez@scsengineers.com

Submitter Information

Submitter Name : Whitney Rodriguez
Phone : (813) 804-6722
E-mail : wrodriguez@scsengineers.com

If you have any questions concerning your submission, please contact the ADaPT Coordinator at AdaPT.EDDs.and.Reports@dep.state.fl.us or CLICK HERE for phone contact information.

Johnson, Sabrina O

From: no-reply@dep.state.fl.us
Sent: Tuesday, February 11, 2020 4:47 PM
To: Rodriguez, Whitney
Subject: EDD Submission Document Links
Attachments: ATT00001.bin

========== This message originated outside of SCS Engineers ==========

FLORIDA DEPARTMENT OF Environmental Protection

Bob Martinez Center
2600 Blair Stone Road
Tallahassee, Florida 32399-2400

Ron DeSantis
Governor

Jeanette Nuñez
Lt. Governor

Noah Valenstein
Secretary

Electronic Data Deliverable Document Links

February 11, 2020

The following documents submitted on February 11, 2020 for LENA RD COUNTY LF (Facility ID: 44795) have been inserted in OCULUS. Please utilize the links below to access these documents.

File Information

Date in File Name : 11/05/2019

Monitoring Report File : 44795_20191105_GWMR.pdf

EDD Upload File : 44795_20191105_SWzdd.zip

EDD File Link :
https://depedms.dep.state.fl.us/Oculus/servlet/shell?command=getEntity&[guid=8.308562.1]

Monitoring Report File Link :
https://depedms.dep.state.fl.us/Oculus/servlet/shell?command=getEntity&[guid=8.308560.1]

Facility Information

ID : 44795

Facility Name : LENA RD COUNTY LF

Facility Address : 3333 LENA ROAD, BRADENTON, FL 34211

If you have any questions concerning your submission, please contact the ADaPT Coordinator at AdaPT.EDDs.and.Reports@dep.state.fl.us or CLICK HERE for phone contact information.