## Smith, George

**From:** Newsome, Kaitlyn
**Sent:** Friday, August 14, 2020 3:59 PM
**To:** SWD_Waste
**Subject:** Fw: Southeast County Landfill OGC File No. 17-0058 - Liquid Assessment Monitoring Monthly Progress Report for July 2020
**Attachments:** 20200814 July Liquid Assessment Monitoring Monthly Report_Draft.pdf

---

**From:** Spradlin, Kollan <KSpradlin@scsengineers.com>
**Sent:** Friday, August 14, 2020 3:44 PM
**To:** Tafuni, Steven <Steven.Tafuni@FloridaDEP.gov>
**Cc:** Madden, Melissa <Melissa.Madden@FloridaDEP.gov>; Morgan, Steve <Steve.Morgan@FloridaDEP.gov>; Byer, Kimberly <ByerK@hillsboroughcounty.org>; RuizLE@hillsboroughcounty.org <RuizLE@hillsboroughcounty.org>; O'Neill, Joseph(Hillsborough County <oneillj@HCFLGov.net>; Michael Townsel <TownselM@hillsboroughcounty.org>; Chamberlain, Justin <Justin.Chamberlain@FloridaDEP.gov>; Ciaravella, Philip <Philip.Ciaravella@FloridaDEP.gov>; Curtis, Bob <BCurtis@scsengineers.com>; WiesmanR@hillsboroughcounty.org <WiesmanR@hillsboroughcounty.org>; Arney, Trent <TArney@scsengineers.com>; Newsome, Kaitlyn <Kaitlyn.Newsome@FloridaDEP.gov>; Fischer, Shane <SFischer@SCSEngineers.com>
**Subject:** Southeast County Landfill OGC File No. 17-0058 - Liquid Assessment Monitoring Monthly Progress Report for July 2020

Dear Mr. Tafuni,

On behalf of Hillsborough County Public Utilities Department, Solid Waste Management Division, SCS Engineers is submitting the attached PDF of the July 2020 monthly progress report for the liquid assessment monitoring and dewatering activities completed at the Southeast County Landfill. This update is being submitted as a requirement of condition 9.(f) of the July 28, 2017 Consent Agreement between the State of Florida Department of Environmental Protection and Hillsborough County.

Please contact Kollan Spradlin (813-804-6706) if you have any questions or require additional information.

Kollan Spradlin, PE, CHMM
Senior Project Professional
SCS Engineers
3922 Coconut Palm Drive, Suite 102
Tampa, Florida 33619
813-804-6706 (W)
813-955-4906 (C)
KSpradlin@scsengineers.com

**Driven by Client Success**
www.scsengineers.com

# Liquid Assessment Monitoring Monthly Progress Report for July 2020

# Southeast County Landfill Lithia, Florida

Hillsborough County Public Utilities Department
Solid Waste Management Division
332 North Falkenburg Road
Tampa, Florida 33619

SCS ENGINEERS

File No. 09215600.10 | **August 14, 2020**

3922 Coconut Palm Drive, Suite 102
Tampa, FL 33619
813-621-0080

# LIQUID ASSESSMENT MONITORING
# MONTHLY PROGRESS REPORT
# FOR JULY 2020

## Southeast County Landfill
## Lithia, Florida

**Submitted to:**

Hillsborough County
Public Utilities Department
Solid Waste Management Division
332 North Falkenburg Road
Tampa, Florida 33619

**Prepared by:**

**SCS ENGINEERS**
3922 Coconut Palm Drive, Suite 102
Tampa, Florida 33619
(813)-621-0080

August 14, 2020
File No. 09215600.10

KOLLAN LEE SPRADLIN
LICENSE
No. 82852
STATE OF FLORIDA
PROFESSIONAL ENGINEER
08/14/2020

Kollan L. Spradlin, P.E.
No. 82852

## Table of Contents


Section Page

1 Introduction ..... 1
2 Leachate Pumpage Data ..... 1
2.1 Supplemental Dewatering Locations ..... 1
2.1.1 Landfill Gas Extraction Well Network Phases I – VI ..... 1
2.1.2 Pump Station 2 ..... 1
2.1.3 Dewatering Wells ..... 2
2.2 Supplemental Leachate Pumpage Data ..... 2
2.3 Supplemental Leachate Pumpage Data Observations for July 2020 ..... 2
3 Liquid Level and Precipitation Data Observations for July 2020 ..... 3
4 Liquid Removal Activities ..... 3
5 Water Balance ..... 3
6 Water Quality ..... 3
6.1 Quarterly Sampling and Analysis ..... 3
7 Past Activities ..... 4
7.1 Request for Alternate Procedure ..... 4
7.2 Installation of MP 2-2 Transducer ..... 4
7.3 Abandonment of Piezometers ..... 4
7.4 Subsurface Conductivity Survey ..... 4
8 Planned Activities ..... 4
8.1 TH-83 Groundwater Trend Teleconference ..... 4
9 Conclusions ..... 5


## List of Tables


Table 1 Summary of July 2020 Supplemental Pumping Data


## List of Figures


Figure 1 Map of Supplemental Dewatering Locations
Figure 2 Map of Piezometers and Monitoring Points


## Appendices


**Appendix A** Daily Pumpage Data and Graphs
**Appendix B** Weekly Water Level and Precipitation Data
**Appendix C** July 2020 Water Balance
**Appendix D** Groundwater Quality Trends
**Appendix E** July 2020 Subsurface Conductivity Memorandum

# 1 INTRODUCTION

On behalf of Hillsborough County, Solid Waste Management Division (SWMD), SCS Engineers (SCS) is submitting this report to present the July 2020 monthly progress for the liquid assessment monitoring and dewatering activities completed at the Southeast County Landfill (SCLF) located in Lithia, Florida. This update is being submitted as a requirement of condition 9.(f) of the July 28, 2017, Consent Agreement between the State of Florida Department of Environmental Protection (FDEP) and Hillsborough County, Florida (the County). Condition 9.(f) states that the County shall submit a monthly progress report that, "shall include the preceding monthly leachate generation rates and weekly piezometers readings for the site."

As a part of the April 15, 2020 approved Alternate Procedure conditions, the SWMD completed the abandonment of the remaining Series-1 and Series-2 piezometers on May 7, 2020. As a result, monthly piezometer liquid level readings are no longer included as a part of this report.

Progress reports have been submitted monthly since July 2017. The following sections update and summarize data collected and actions initiated for the month of July 2020. Leachate pumpage data and dewatering activities are addressed below.

# 2 LEACHATE PUMPAGE DATA

Historically, a pump at permanent Pump Station B (PS-B) has removed leachate from Phases I-VI. As part of the on-going supplemental leachate removal at the SCLF, the SWMD has been pumping from additional locations. The supplemental pump locations are shown in Figure 1. The daily leachate pumpage data through the end of July 2020 is provided in Appendix A.

## 2.1 SUPPLEMENTAL DEWATERING LOCATIONS

### 2.1.1 LANDFILL GAS EXTRACTION WELL NETWORK PHASES I – VI

The SWMD has installed pneumatic pumps in existing Landfill Gas (LFG) Extraction Wells (EW) and Condensate Traps (CT) in the Phase I and II areas. Pumps are currently located within three LFG EWs (EW-44, EW-48, and EW-66) and three CTs (CT-1, CT-2, and CT-3).

### 2.1.2 PUMP STATION 2

Following the installation of the cut-off trench along the eastern and southern sides of Phase II, a suction line connected to a vacuum assisted pump was installed in the cleanout of the header pipe, Cleanout 2-1 (CO 2-1). This pump station was designated as Pump Station 2 (PS-2). PS-2 conveys leachate from Phase II to the Main Leachate Pump Station (MLPS). A liquid level measurement device was installed at the PS-2 intake and is controlling the cycling of the pump. The device, in conjunction with PS-2, maintains liquid level within the header below 30 inches.

### 2.1.3 DEWATERING WELLS

In May 2017, two leachate dewatering wells, with two pumps each, were installed in Phases I and II. The wells extend through the waste and drainage sand to the top of clay. The dewatering wells in Phase I are referred to as DW 1-1 and DW 1-2. The dewatering wells in Phase II are referred to as DW 2-1 and DW 2-2. A set of pneumatic pumps were installed in each of these wells in order to pump leachate from the lower waste and drainage sand layer, thus removing leachate at the lowest elevation possible.

## 2.2 SUPPLEMENTAL LEACHATE PUMPAGE DATA

As part of the on-going investigation of liquid, the SWMD collects pumping data from each of the supplemental dewatering locations described above. **Table 1** summarizes the monthly pumping totals for July 2020.

Table 1. Summary of July 2020 Supplemental Pumping Data

| Pump | Phase | Days Operation* | Monthly Total (Gallons) | Increase or Decrease from Prior Month | Daily Avg (GPD) |
|---|---|---|---|---|---|
| CT-1 | II | 28 | 2,345 | ↓ | 84 |
| CT-2 | I | 28 | 2,645 | ↓ | 94 |
| CT-3 | I | 0 | 0 | - | - |
| EW-44 | I | 28 | 4,012 | ↓ | 143 |
| EW-48 | I | 24 | 916 | ↓ | 38 |
| EW-66 | II | 20 | 9,761 | ↓ | 488 |
| DW 1-1 | I | 0 | 0 | - | - |
| DW 1-2 | I | 31 | 53,867 | ↓ | 1,738 |
| DW 2-1 | II | 21 | 10,951 | ↓ | 521 |
| DW 2-2 | II | 20 | 5,976 | ↑ | 299 |
| PS-2 | II | 31 | 300,635 | ↑ | 9,698 |
| July Total | | | 391,108 | | 12,616 |

* For the purpose of this evaluation, a pump is only considered "operational" if it pumps over 10 gallons in one day.

## 2.3 SUPPLEMENTAL LEACHATE PUMPAGE DATA OBSERVATIONS FOR JULY 2020

- A total of approximately 391,108 gallons was removed from the Phase I and II areas from supplemental pumping in July 2020.
- During July 2020, the total supplemental pumpage decreased by approximately 29,952 gallons compared to June 2020.
- PS-2 pumped a total of 300,635 gallons over 31 days in July, for an average of 9,698 GPD.
- The pneumatic pumps installed in LFG extraction wells EW-44, EW-48, and EW-66 and condensate traps CT-1 and CT-2 removed approximately 847 (avg.) GPD combined in July 2020.

- CT-3 was dry during the month of July.
- DW 1-1 did not pump during the month of July. DW 1-2 pumped for 31 days and averaged 1,738 GPD during the month of July.
- DW 2-1 pumped 21 days and averaged 521 GPD during the month of July. DW 2-2 pumped for 20 days and averaged 299 GPD during the month of July.

# 3 LIQUID LEVEL AND PRECIPITATION DATA OBSERVATIONS FOR JULY 2020

As a part of the April 15, 2020 approved Alternate Procedure conditions, SWMD continues to monitor and report weekly liquid level data for monitoring point MP 2-2. Additionally, measurements for monitoring points MP 1-4 and MP 2-3 are collected weekly and included in Appendix B of this report.

Daily precipitation data is collected from multiple rain gauges across the site and averaged for a daily rainfall total that is then presented as cumulative weekly rainfall. Weekly water level and precipitation data collected through the end of July is presented in Appendix B. Daily precipitation data is available in the water balance report in Appendix C. An average of 4.29 inches of rain was recorded at the on-site rain gauges in July.

# 4 LIQUID REMOVAL ACTIVITIES

The SWMD has been following the activities outlined in the Corrective Action Plan (CAP) submitted to the FDEP on June 26, 2017. The SWMD submitted a revised CAP to the FDEP on July 16, 2018. Upon acceptance of the final submittal by the FDEP, the SWMD will begin to implement any changes in activities per the revised CAP.

# 5 WATER BALANCE

Per the Consent Agreement, the SWMD has been submitting monthly water balance reports to the FDEP prior to the 15th of each month. These reports contain leachate pumpage and storage data at the SCLF. A copy of the July 2020 Water Balance letter is presented in Appendix C. The Water Balance tables will be adjusted to show daily liquid level measurements in the CO 2-1 header and MP 2-2 upon FDEP approval and finalization of the June 15, 2020 Operation Permit Modification.

# 6 WATER QUALITY

## 6.1 QUARTERLY SAMPLING AND ANALYSIS

Per Condition 10 of the Consent Agreement, the SWMD continued supplemental quarterly evaluation monitoring of select groundwater monitoring wells. As discussed at an August 1, 2019 meeting between SWMD and FDEP, and commemorated in an August 20, 2019 Request for Temporary Relief from Quarterly Groundwater Sampling, TH-20B, TH-38B, TH-80, TH-81, and TH-82 are no longer sampled as a part of quarterly sampling events.

The 2nd quarter 2020 groundwater sampling event occurred on May 6, 2020. The laboratory analytical results were provided to the FDEP and are included in **Appendix D.**

**Appendix D** shows groundwater trends for conductivity, total dissolved solids, chloride, sodium, and ammonia dating back to August 2015. The constituents demonstrate seasonal fluctuations (caused by water table fluctuations), however, overall water quality continues to demonstrate improvements since the corrective actions were implemented in early 2017.

# 7 PAST ACTIVITIES

## 7.1 REQUEST FOR ALTERNATE PROCEDURE

A Request for Alternate Procedure Approval (Request) was submitted to the FDEP on November 26, 2019. The FDEP approved the Request pursuant to FDEP 62-701.310 on April 15, 2020. SCS has completed drafting an application to modify the solid waste operation permit to incorporate Leachate Management Plan changes and a revised fill sequence. The application was submitted on June 15, 2020 and is awaiting FDEP approval.

## 7.2 INSTALLATION OF MP 2-2 TRANSDUCER

As part of the approved Request, SWMD installed a liquid level measurement device in the MP 2-2 monitoring port. A barometrically compensated Level Troll 400 transducer was installed in the MP 2-2- riser on April 17, 2020. The transducer is hard-wired to a solar powered cellular receiver that wirelessly transmits liquid level data to SWMD representatives. Daily liquid level measurements from MP 2-2 will be incorporated into the revised water balance tables proposed as a part of the June 2020 permit modification application.

## 7.3 ABANDONMENT OF PIEZOMETERS

As part of the approved Request, the abandonment and grouting of piezometers depicted on Figure 4 of the Request was completed on May 7, 2020. This was completed in an effort to eliminate unnecessary pathways for surface water to enter the Leachate Collection and Removal System in Phase I-VI. Removed piezometers are identified on **Figure 2** of this report.

## 7.4 SUBSURFACE CONDUCTIVITY SURVEY

The SWMD contracted Geoview Inc. to perform a subsurface conductivity survey on July 23, 2020. A memorandum including the results from the July 2020 Subsurface Conductivity survey is included as **Appendix E** of this report.

# 8 PLANNED ACTIVITIES

## 8.1 TH-83 GROUNDWATER TREND TELECONFERENCE

SCS Engineers will coordinate with FDEP and Hillsborough County to schedule a meeting to discuss groundwater trends as requested by the July 1, 2020 inspection letter and the July 15, 2020 Request for Additional Information.

# 9 CONCLUSIONS

The SWMD continues to conduct liquid level measurement and dewatering activities in accordance with the Consent Agreement. The SWMD will also continue to pump supplemental locations and monitor leachate pumping rates.

FIGURES

F:\PROJECT\Hillsborough\09215600.00\Task 1110 - Corrective Actions Plan\Monthly Progress Reports\CAD\Figure 1 - Dewatering Locations.dwg Jul 09, 2020 - 4:45pm Layout Name: FIGURE 1 By: 4754tma

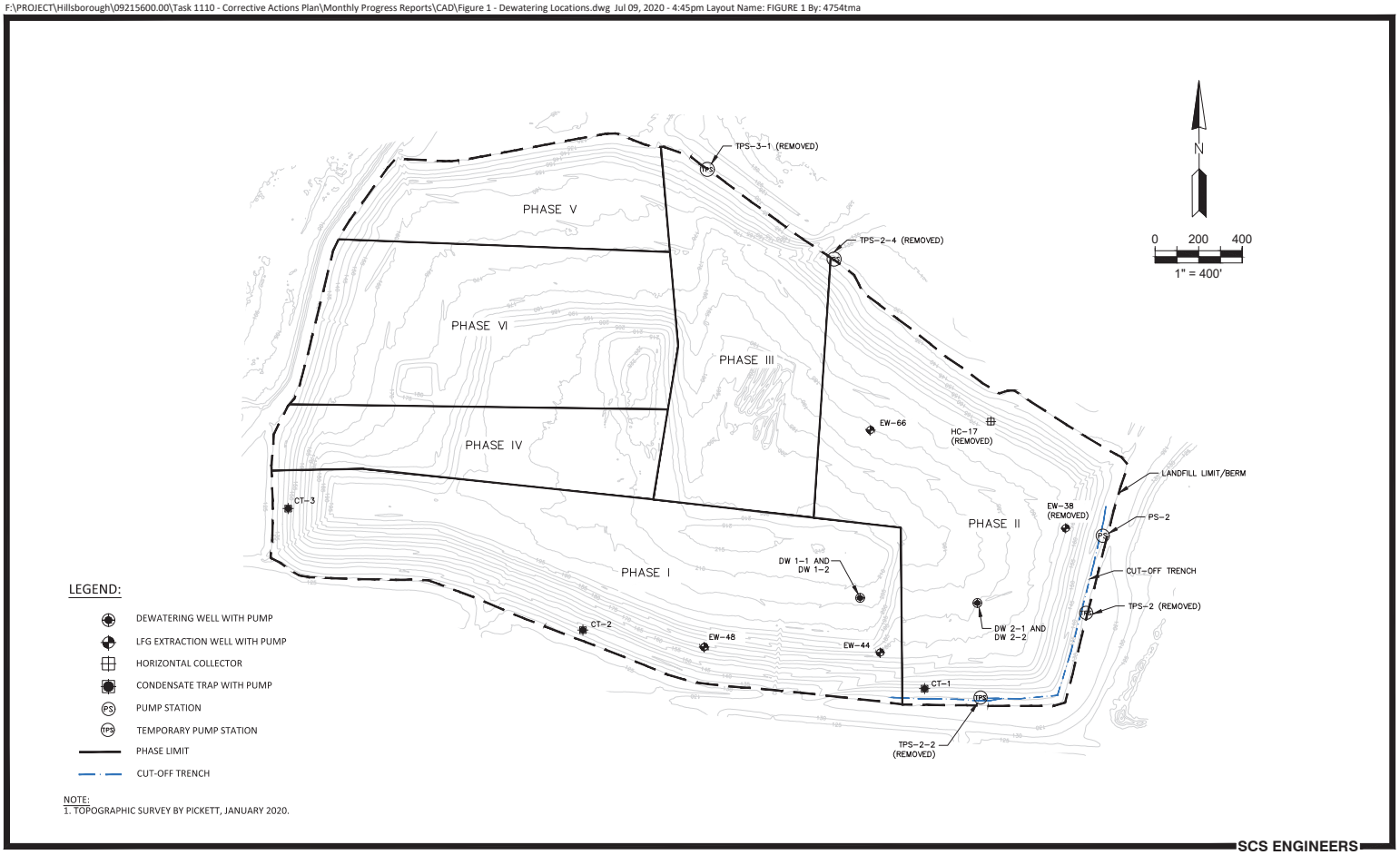


FIGURE 1. MAP OF SUPPLEMENTAL DEWATERING LOCATIONS
SOUTHEAST COUNTY LANDFILL
AUGUST 2020

F:\PROJECT\Hillsborough\09215600.00\Task 1110 - Corrective Actions Plan\Monthly Progress Reports\CAD\Figure 2 - Monitoring Points_rev 0610.dwg Jun 10, 2020 - 12:44pm Layout Name: FIGURE 2 By: 4754tma

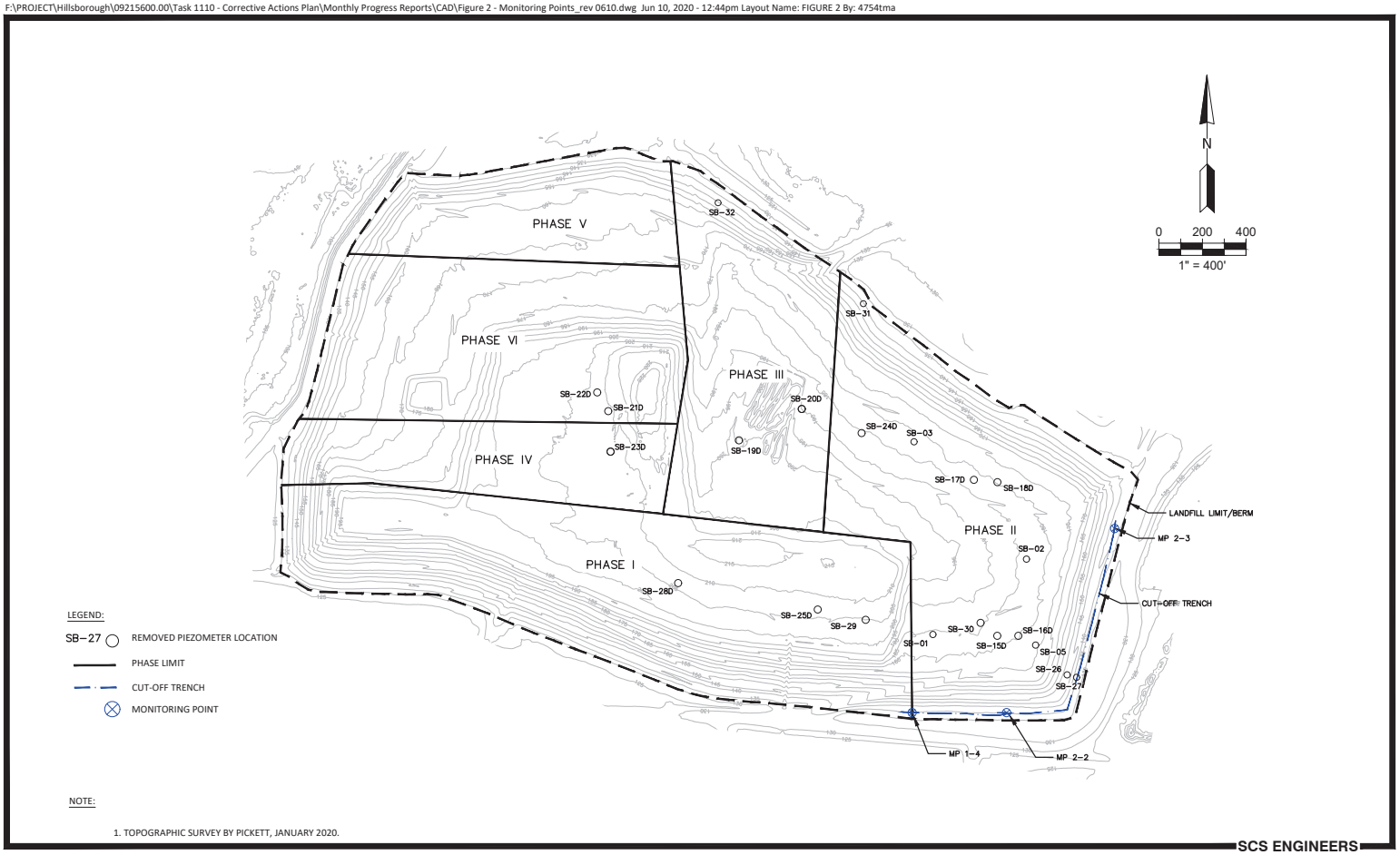


NOTE:

1. TOPOGRAPHIC SURVEY BY PICKETT, JANUARY 2020.

SCS ENGINEERS

FIGURE 2. MAP OF PIEZOMETERS AND MONITORING POINTS
SOUTHEAST COUNTY LANDFILL
AUGUST 2020

# Appendix A
## Daily Pumpage Data and Graphs

Appendix A - Pumping Data
Extraction Wells and Condensate Traps
Liquid Assessment Monitoring
Southeast County Landfill

| | Condensate Traps | | | LFG Extraction Wells | | | | | | WEEKLY | | CTs | | EWs | |
|---|---|---|---|---|---|---|---|---|---|---|---|---|---|---|---|
| DATE | CT-1 (gal) | CT-2 (gal) | CT-3 (gal) | EW-38 (gal) | HC-17 (gal) | EW-44 (gal) | EW-48 (gal) | EW-66 (gal) | All (gpd) | TOTAL (gal) | Daily Avg (gpd) | Total (gal) | Daily Avg (gpd) | Total (gal) | Daily Avg (gpd) |
| 12/21/2016 | 0 | 0 | 0 | 0 | - | 988 | 537 | 0 | 1,525 | | | 0 | | 1,525 | |
| 12/22/2016 | 0 | 0 | 0 | 0 | - | 754 | 433 | 0 | 1,187 | | | 0 | | 1,187 | |
| 12/23/2016 | 0 | 0 | 0 | 0 | - | 1,016 | 568 | 0 | 1,584 | 4,296 | 614 | 0 | | 1,584 | |
| 12/24/2016 | 0 | 0 | 0 | 0 | - | 0 | 0 | 0 | 0 | | | 0 | | 0 | |
| 12/25/2016 | 0 | 0 | 0 | 0 | - | 165 | 91 | 0 | 256 | | | 0 | | 256 | |
| 12/26/2016 | 0 | 0 | 0 | 0 | - | 1,526 | 745 | 0 | 2,271 | | | 0 | | 2,271 | |
| 12/27/2016 | 0 | 0 | 0 | 0 | - | 710 | 500 | 0 | 1,210 | | | 0 | | 1,210 | |
| 12/28/2016 | 0 | 0 | 0 | 0 | - | 1,192 | 500 | 0 | 1,692 | | | 0 | | 1,692 | |
| 12/29/2016 | 0 | 0 | 0 | 0 | - | 854 | 468 | 0 | 1,322 | | | 0 | | 1,322 | |
| 12/30/2016 | 0 | 0 | 0 | 0 | - | 824 | 449 | 0 | 1,273 | 8,024 | 1,146 | 0 | | 1,273 | |
| 12/31/2016 | 0 | 0 | 0 | 0 | - | 0 | 0 | 0 | 0 | | | 0 | | 0 | |
| 1/1/2017 | 0 | 0 | 0 | 0 | - | 231 | 124 | 0 | 355 | | | 0 | | 355 | |
| 1/2/2017 | 0 | 0 | 0 | 0 | - | 1,483 | 730 | 0 | 2,213 | | | 0 | | 2,213 | |
| 1/3/2017 | 0 | 0 | 0 | 0 | - | 823 | 422 | 0 | 1,245 | | | 0 | | 1,245 | |
| 1/4/2017 | 0 | 0 | 0 | 0 | - | 893 | 470 | 0 | 1,363 | | | 0 | | 1,363 | |
| 1/5/2017 | 2,004 | 0 | 0 | 0 | - | 799 | 421 | 0 | 3,224 | | | 2,004 | | 1,220 | |
| 1/6/2017 | 514 | 0 | 0 | 0 | - | 791 | 427 | 0 | 1,732 | 10,132 | 1,447 | 514 | | 1,218 | |
| 1/7/2017 | 0 | 0 | 0 | 0 | - | 0 | 0 | 0 | 0 | | | 0 | | 0 | |
| 1/8/2017 | 806 | 0 | 0 | 0 | - | 280 | 139 | 0 | 1,225 | | | 806 | | 419 | |
| 1/9/2017 | 761 | 0 | 0 | 0 | - | 584 | 1,451 | 0 | 2,796 | | | 761 | | 2,035 | |
| 1/10/2017 | 0 | 0 | 0 | 0 | - | 0 | 0 | 0 | 0 | | | 0 | | 0 | |
| 1/11/2017 | 4,435 | 0 | 0 | 0 | - | 1,722 | 117 | 0 | 6,274 | | | 4,435 | | 1,839 | |
| 1/12/2017 | 2,341 | 0 | 0 | 0 | - | 897 | 652 | 0 | 3,890 | | | 2,341 | | 1,549 | |
| 1/13/2017 | 2,173 | 0 | 0 | 0 | - | 808 | 551 | 0 | 3,532 | 17,717 | 2,531 | 2,173 | | 1,359 | |
| 1/14/2017 | 812 | 0 | 0 | 0 | - | 290 | 247 | 0 | 1,349 | | | 812 | | 537 | |
| 1/15/2017 | 0 | 934 | 0 | 0 | - | 0 | 0 | 0 | 934 | | | 934 | | 0 | |
| 1/16/2017 | 2,884 | 584 | 0 | 0 | - | 1,386 | 1,133 | 0 | 5,987 | | | 3,468 | | 2,519 | |
| 1/17/2017 | 2,610 | 89 | 0 | 0 | - | 914 | 789 | 0 | 4,402 | | | 2,699 | | 1,703 | |
| 1/18/2017 | 2,700 | 106 | 0 | 0 | - | 871 | 747 | 0 | 4,424 | | | 2,806 | | 1,618 | |
| 1/19/2017 | 2,068 | 260 | 0 | 0 | - | 635 | 601 | 0 | 3,564 | | | 2,328 | | 1,236 | |
| 1/20/2017 | 2,569 | 336 | 0 | 0 | - | 777 | 714 | 0 | 4,396 | 25,056 | 3,579 | 2,905 | | 1,491 | |
| 1/21/2017 | 0 | 0 | 0 | 0 | - | 0 | 0 | 0 | 0 | | | 0 | | 0 | |
| 1/22/2017 | 973 | 430 | 0 | 0 | - | 259 | 266 | 0 | 1,928 | | | 1,403 | | 525 | |
| 1/23/2017 | 3,074 | 164 | 0 | 0 | - | 1,305 | 1,113 | 0 | 5,656 | | | 3,238 | | 2,418 | |
| 1/24/2017 | 2,030 | 173 | 0 | 0 | - | 737 | 615 | 0 | 3,555 | | | 2,203 | | 1,352 | |
| 1/25/2017 | 1,737 | 488 | 0 | 0 | - | 666 | 623 | 0 | 3,514 | | | 2,225 | | 1,289 | |
| 1/26/2017 | 1,680 | 469 | 0 | 0 | - | 646 | 642 | 0 | 3,437 | | | 2,149 | | 1,288 | |
| 1/27/2017 | 1,531 | 250 | 0 | 0 | - | 608 | 473 | 0 | 2,862 | 20,952 | 2,993 | 1,781 | | 1,081 | |
| 1/28/2017 | 1,664 | 87 | 0 | 0 | - | 608 | 401 | 0 | 2,760 | | | 1,751 | | 1,009 | |
| 1/29/2017 | 1,664 | 77 | 0 | 0 | - | 608 | 401 | 0 | 2,750 | | | 1,741 | | 1,009 | |
| 1/30/2017 | 808 | 0 | 0 | 0 | - | 647 | 386 | 0 | 1,841 | | | 808 | | 1,033 | |
| 1/31/2017 | 2,139 | 36 | 0 | 0 | - | 776 | 412 | 0 | 3,363 | | | 2,175 | | 1,188 | |
| 2/1/2017 | 1,887 | 62 | 0 | 0 | - | 661 | 434 | 0 | 3,044 | | | 1,949 | | 1,095 | |
| 2/2/2017 | 1,887 | 62 | 0 | 0 | - | 661 | 434 | 0 | 3,044 | | | 1,949 | | 1,095 | |
| 2/3/2017 | 2,992 | 626 | 0 | 0 | - | 959 | 684 | 0 | 5,261 | 22,063 | 3,152 | 3,618 | | 1,643 | |
| 2/4/2017 | 2,992 | 626 | 0 | 0 | - | 1,109 | 685 | 0 | 5,412 | | | 3,618 | | 1,794 | |
| 2/5/2017 | 0 | 0 | 0 | 0 | - | 0 | 0 | 0 | 0 | | | 0 | | 0 | |
| 2/6/2017 | 1,164 | 351 | 0 | 0 | - | 643 | 370 | 0 | 2,528 | | | 1,515 | | 1,013 | |
| 2/7/2017 | 0 | 434 | 0 | 0 | - | 579 | 439 | 0 | 1,452 | | | 434 | | 1,018 | |
| 2/8/2017 | 6,303 | 434 | 0 | 0 | - | 770 | 449 | 0 | 7,956 | | | 6,737 | | 1,219 | |
| 2/9/2017 | 8,443 | 436 | 0 | 0 | - | 686 | 424 | 0 | 9,989 | | | 8,879 | | 1,110 | |
| 2/10/2017 | 7,597 | 382 | 0 | 0 | - | 516 | 355 | 0 | 8,850 | 36,187 | 5,170 | 7,979 | | 871 | |
| 2/11/2017 | 9,119 | 322 | 0 | 0 | - | 645 | 443 | 0 | 10,529 | | | 9,441 | | 1,088 | |
| 2/12/2017 | 9,119 | 322 | 0 | 0 | - | 645 | 443 | 0 | 10,529 | | | 9,441 | | 1,088 | |
| 2/13/2017 | 9,208 | 0 | 0 | 0 | - | 813 | 444 | 0 | 10,465 | | | 9,208 | | 1,257 | |
| 2/14/2017 | 9,731 | 0 | 0 | 0 | - | 1,178 | 452 | 0 | 11,361 | | | 9,731 | | 1,630 | |
| 2/15/2017 | 9,807 | 0 | 0 | 0 | - | 886 | 445 | 0 | 11,138 | | | 9,807 | | 1,331 | |
| 2/16/2017 | 9,233 | 0 | 0 | 0 | - | 712 | 404 | 0 | 10,349 | | | 9,233 | | 1,116 | |
| 2/17/2017 | 7,652 | 0 | 0 | 0 | - | 552 | 342 | 0 | 8,546 | 72,917 | 10,417 | 7,652 | | 894 | |
| 2/18/2017 | 9,223 | 1 | 0 | 0 | - | 543 | 399 | 0 | 10,166 | | | 9,224 | | 942 | |
| 2/19/2017 | 9,223 | 1 | 0 | 0 | - | 543 | 399 | 0 | 10,166 | | | 9,224 | | 942 | |
| 2/20/2017 | 9,480 | 0 | 0 | 0 | - | 516 | 424 | 0 | 10,420 | | | 9,480 | | 940 | |
| 2/21/2017 | 9,836 | 0 | 0 | 0 | - | 578 | 427 | 0 | 10,841 | | | 9,836 | | 1,005 | |
| 2/22/2017 | 9,142 | 0 | 0 | 0 | - | 595 | 421 | 0 | 10,158 | | | 9,142 | | 1,016 | |
| 2/23/2017 | 4,816 | 83 | 0 | 0 | - | 580 | 496 | 0 | 5,975 | | | 4,899 | | 1,076 | |

Appendix A - Pumping Data
Extraction Wells and Condensate Traps
Liquid Assessment Monitoring
Southeast County Landfill

| | Condensate Traps | | | LFG Extraction Wells | | | | | | WEEKLY | | CTs | | EWs | |
|---|---|---|---|---|---|---|---|---|---|---|---|---|---|---|---|
| DATE | CT-1 (gal) | CT-2 (gal) | CT-3 (gal) | EW-38 (gal) | HC-17 (gal) | EW-44 (gal) | EW-48 (gal) | EW-66 (gal) | All (gpd) | TOTAL (gal) | Daily Avg (gpd) | Total (gal) | Daily Avg (gpd) | Total (gal) | Daily Avg (gpd) |
| 2/24/2017 | 4,923 | 32 | 0 | 0 | - | 480 | 410 | 0 | 5,845 | 63,571 | 9,082 | 4,955 | | 890 | |
| 2/25/2017 | 3,677 | 0 | 0 | 0 | - | 459 | 368 | 0 | 4,504 | | | 3,677 | | 827 | |
| 2/26/2017 | 3,677 | 0 | 0 | 0 | - | 459 | 368 | 0 | 4,504 | | | 3,677 | | 827 | |
| 2/27/2017 | 1,580 | 2 | 0 | 0 | - | 439 | 418 | 0 | 2,439 | | | 1,582 | | 857 | |
| 2/28/2017 | 1,574 | 0 | 0 | 0 | - | 481 | 447 | 0 | 2,502 | | | 1,574 | | 928 | |
| 3/1/2017 | 1,667 | 158 | 0 | 0 | - | 504 | 455 | 0 | 2,784 | | | 1,825 | | 959 | |
| 3/2/2017 | 2,182 | 364 | 0 | 0 | - | 429 | 515 | 0 | 3,490 | | | 2,546 | | 944 | |
| 3/3/2017 | 1,327 | 168 | 0 | 0 | - | 201 | 329 | 0 | 2,025 | 22,248 | 3,178 | 1,495 | 2,339 | 530 | 839 |
| 3/4/2017 | 1,327 | 168 | 0 | 0 | - | 201 | 329 | 0 | 2,025 | | | 1,495 | | 530 | |
| 3/5/2017 | 1,327 | 168 | 0 | 0 | - | 201 | 329 | 0 | 2,025 | | | 1,495 | | 530 | |
| 3/6/2017 | 1,392 | 358 | 0 | 0 | - | 330 | 326 | 0 | 2,406 | | | 1,750 | | 656 | |
| 3/7/2017 | 1,635 | 803 | 0 | 0 | - | 519 | 422 | 0 | 3,379 | | | 2,438 | | 941 | |
| 3/8/2017 | 1,424 | 133 | 0 | 0 | - | 458 | 367 | 0 | 2,382 | | | 1,557 | | 825 | |
| 3/9/2017 | 1,680 | 205 | 0 | 0 | - | 510 | 418 | 0 | 2,813 | | | 1,885 | | 928 | |
| 3/10/2017 | 2,090 | 366 | 0 | 0 | - | 543 | 420 | 0 | 3,419 | 18,449 | 2,636 | 2,456 | 1,868 | 963 | 768 |
| 3/11/2017 | 2,289 | 268 | 0 | 0 | - | 585 | 382 | 0 | 3,524 | | | 2,557 | | 967 | |
| 3/12/2017 | 2,289 | 268 | 0 | 0 | - | 585 | 382 | 0 | 3,524 | | | 2,557 | | 967 | |
| 3/13/2017 | 2,625 | 13 | 0 | 0 | - | 647 | 346 | 0 | 3,631 | | | 2,638 | | 993 | |
| 3/14/2017 | 2,039 | 287 | 0 | 0 | - | 501 | 350 | 0 | 3,177 | | | 2,326 | | 851 | |
| 3/15/2017 | 1,356 | 476 | 0 | 0 | - | 453 | 306 | 0 | 2,591 | | | 1,832 | | 759 | |
| 3/16/2017 | 1,018 | 409 | 0 | 0 | - | 385 | 268 | 0 | 2,080 | | | 1,427 | | 653 | |
| 3/17/2017 | 1,028 | 0 | 0 | 0 | - | 443 | 336 | 0 | 1,807 | 20,334 | 2,905 | 1,028 | 2,052 | 779 | 853 |
| 3/18/2017 | 1,430 | 195 | 0 | 0 | - | 524 | 452 | 0 | 2,601 | | | 1,625 | | 976 | |
| 3/19/2017 | 1,430 | 195 | 0 | 0 | - | 524 | 452 | 0 | 2,601 | | | 1,625 | | 976 | |
| 3/20/2017 | 917 | 282 | 0 | 0 | - | 400 | 229 | 0 | 1,828 | | | 1,199 | | 629 | |
| 3/21/2017 | 1,599 | 467 | 0 | 0 | - | 487 | 409 | 0 | 2,962 | | | 2,066 | | 896 | |
| 3/22/2017 | 1,618 | 412 | 0 | 0 | - | 510 | 335 | 0 | 2,875 | | | 2,030 | | 845 | |
| 3/23/2017 | 1,327 | 411 | 0 | 0 | - | 452 | 299 | 0 | 2,489 | | | 1,738 | | 751 | |
| 3/24/2017 | 1,622 | 313 | 0 | 0 | - | 608 | 322 | 0 | 2,865 | 18,221 | 2,603 | 1,935 | 1,745 | 930 | 858 |
| 3/25/2017 | 1,739 | 0 | 0 | 0 | - | 298 | 370 | 0 | 2,407 | | | 1,739 | | 668 | |
| 3/26/2017 | 1,739 | 0 | 0 | 0 | - | 298 | 370 | 0 | 2,407 | | | 1,739 | | 668 | |
| 3/27/2017 | 1,500 | 0 | 0 | 0 | - | 360 | 403 | 0 | 2,263 | | | 1,500 | | 763 | |
| 3/28/2017 | 1,324 | 0 | 0 | 0 | - | 339 | 409 | 0 | 2,072 | | | 1,324 | | 748 | |
| 3/29/2017 | 1,042 | 0 | 0 | 0 | - | 335 | 383 | 0 | 1,760 | | | 1,042 | | 718 | |
| 3/30/2017 | 1,408 | 0 | 0 | 0 | - | 388 | 445 | 0 | 2,241 | | | 1,408 | | 833 | |
| 3/31/2017 | 1,056 | 0 | 0 | 0 | - | 411 | 390 | 0 | 1,857 | 15,007 | 2,144 | 1,056 | 1,401 | 801 | 743 |
| 4/1/2017 | 982 | 0 | 0 | 0 | - | 426 | 427 | 0 | 1,835 | | | 982 | | 853 | |
| 4/2/2017 | 982 | 0 | 0 | 0 | - | 426 | 427 | 0 | 1,835 | | | 982 | | 853 | |
| 4/3/2017 | 909 | 0 | 0 | 0 | - | 366 | 411 | 0 | 1,686 | | | 909 | | 777 | |
| 4/4/2017 | 786 | 0 | 0 | 0 | - | 185 | 352 | 0 | 1,323 | | | 786 | | 537 | |
| 4/5/2017 | 827 | 1 | 0 | 0 | - | 376 | 440 | 0 | 1,644 | | | 828 | | 816 | |
| 4/6/2017 | 643 | 1 | 8 | 0 | - | 245 | 306 | 0 | 1,203 | | | 652 | | 551 | |
| 4/7/2017 | 537 | 1 | 0 | 0 | - | 204 | 283 | 0 | 1,025 | 10,551 | 1,507 | 538 | 811 | 487 | 696 |
| 4/8/2017 | 90 | 0 | 0 | 0 | - | 59 | 64 | 0 | 213 | | | 90 | | 123 | |
| 4/9/2017 | 0 | 0 | 0 | 0 | - | 0 | 0 | 0 | 0 | | | 0 | | 0 | |
| 4/10/2017 | 241 | 0 | 0 | 0 | - | 368 | 239 | 0 | 848 | | | 241 | | 607 | |
| 4/11/2017 | 464 | 0 | 0 | 141 | - | 304 | 234 | 0 | 1,143 | | | 464 | | 679 | |
| 4/12/2017 | 795 | 2 | 0 | 111 | - | 320 | 379 | 1,121 | 2,728 | | | 797 | | 1,931 | |
| 4/13/2017 | 952 | 0 | 0 | 90 | - | 292 | 374 | 510 | 2,218 | | | 952 | | 1,266 | |
| 4/14/2017 | 747 | 1 | 0 | 55 | - | 345 | 316 | 363 | 1,827 | 8,977 | 1,282 | 748 | 470 | 1,079 | 812 |
| 4/15/2017 | 638 | 0 | 0 | 55 | - | 397 | 336 | 334 | 1,760 | | | 638 | | 1,122 | |
| 4/16/2017 | 638 | 0 | 0 | 55 | - | 397 | 336 | 334 | 1,760 | | | 638 | | 1,122 | |
| 4/17/2017 | 136 | 0 | 0 | 59 | - | 403 | 347 | 298 | 1,243 | | | 136 | | 1,107 | |
| 4/18/2017 | 1,118 | 0 | 0 | 46 | - | 451 | 364 | 335 | 2,314 | | | 1,118 | | 1,196 | |
| 4/19/2017 | 407 | 0 | 0 | 40 | - | 336 | 252 | 233 | 1,268 | | | 407 | | 861 | |
| 4/20/2017 | 551 | 0 | 0 | 49 | - | 437 | 333 | 293 | 1,663 | | | 551 | | 1,112 | |
| 4/21/2017 | 537 | 0 | 0 | 66 | - | 396 | 287 | 281 | 1,567 | 11,575 | 1,654 | 537 | 575 | 1,030 | 1,079 |
| 4/22/2017 | 661 | 0 | 0 | 76 | - | 460 | 347 | 283 | 1,827 | | | 661 | | 1,166 | |
| 4/23/2017 | 661 | 0 | 0 | 76 | - | 460 | 347 | 283 | 1,827 | | | 661 | | 1,166 | |
| 4/24/2017 | 566 | 0 | 0 | 57 | - | 353 | 255 | 248 | 1,479 | | | 566 | | 913 | |
| 4/25/2017 | 529 | 0 | 0 | 31 | - | 380 | 281 | 256 | 1,477 | | | 529 | | 948 | |
| 4/26/2017 | 478 | 0 | 0 | 24 | - | 369 | 293 | 258 | 1,422 | | | 478 | | 944 | |
| 4/27/2017 | 376 | 0 | 0 | 12 | - | 355 | 307 | 264 | 1,314 | | | 376 | | 938 | |
| 4/28/2017 | 258 | 0 | 0 | 0 | - | 351 | 293 | 235 | 1,137 | 10,483 | 1,498 | 258 | 504 | 879 | 993 |
| 4/29/2017 | 287 | 0 | 0 | 2 | - | 376 | 284 | 243 | 1,192 | | | 287 | | 905 | |

Appendix A - Pumping Data
Extraction Wells and Condensate Traps
Liquid Assessment Monitoring
Southeast County Landfill

| | Condensate Traps | | | LFG Extraction Wells | | | | | | WEEKLY | | CTs | | EWs | |
|---|---|---|---|---|---|---|---|---|---|---|---|---|---|---|---|
| DATE | CT-1 (gal) | CT-2 (gal) | CT-3 (gal) | EW-38 (gal) | HC-17 (gal) | EW-44 (gal) | EW-48 (gal) | EW-66 (gal) | All (gpd) | TOTAL (gal) | Daily Avg (gpd) | Total (gal) | Daily Avg (gpd) | Total (gal) | Daily Avg (gpd) |
| 4/30/2017 | 287 | 0 | 0 | 2 | - | 376 | 284 | 243 | 1,192 | | | 287 | | 905 | |
| 5/1/2017 | 311 | 0 | 0 | 2 | - | 378 | 271 | 243 | 1,205 | | | 311 | | 894 | |
| 5/2/2017 | 316 | 0 | 2 | 4 | - | 380 | 279 | 240 | 1,221 | | | 318 | | 903 | |
| 5/3/2017 | 343 | 0 | 0 | 4 | - | 340 | 275 | 241 | 1,203 | | | 343 | | 860 | |
| 5/4/2017 | 429 | 0 | 0 | 38 | - | 340 | 264 | 256 | 1,327 | | | 429 | | 898 | |
| 5/5/2017 | 334 | 0 | 0 | 15 | - | 340 | 219 | 220 | 1,128 | 8,468 | 1,210 | 334 | 330 | 794 | 880 |
| 5/6/2017 | 87 | 0 | 0 | 0 | - | 340 | 274 | 218 | 919 | | | 87 | | 832 | |
| 5/7/2017 | 87 | 0 | 0 | 0 | - | 340 | 274 | 218 | 919 | | | 87 | | 832 | |
| 5/8/2017 | 95 | 0 | 0 | 0 | - | 340 | 185 | 213 | 833 | | | 95 | | 738 | |
| 5/9/2017 | 233 | 0 | 0 | 0 | - | 340 | 266 | 215 | 1,054 | | | 233 | | 821 | |
| 5/10/2017 | 187 | 0 | 0 | 0 | - | 340 | 289 | 207 | 1,023 | | | 187 | | 836 | |
| 5/11/2017 | 259 | 0 | 0 | 0 | - | 340 | 329 | 234 | 1,162 | | | 259 | | 903 | |
| 5/12/2017 | 331 | 0 | 0 | 8 | - | 344 | 318 | 213 | 1,214 | 7,124 | 1,018 | 331 | 183 | 883 | 835 |
| 5/13/2017 | 335 | 4 | 0 | 10 | - | 371 | 303 | 62 | 1,085 | | | 339 | | 746 | |
| 5/14/2017 | 335 | 4 | 0 | 10 | - | 371 | 303 | 62 | 1,085 | | | 339 | | 746 | |
| 5/15/2017 | 239 | 0 | 0 | 0 | - | 335 | 276 | 0 | 850 | | | 239 | | 611 | |
| 5/16/2017 | 204 | 0 | 0 | 0 | - | 300 | 235 | 233 | 972 | | | 204 | | 768 | |
| 5/17/2017 | 247 | 0 | 0 | 0 | - | 328 | 308 | 0 | 883 | | | 247 | | 636 | |
| 5/18/2017 | 243 | 0 | 0 | 0 | - | 351 | 340 | 0 | 934 | | | 243 | | 691 | |
| 5/19/2017 | 204 | 0 | 0 | 0 | - | 304 | 291 | 0 | 799 | 6,608 | 944 | 204 | 259 | 595 | 685 |
| 5/20/2017 | 255 | 0 | 0 | 0 | - | 332 | 309 | 274 | 1,170 | | | 255 | | 915 | |
| 5/21/2017 | 255 | 0 | 0 | 0 | - | 332 | 309 | 274 | 1,170 | | | 255 | | 915 | |
| 5/22/2017 | 334 | 0 | 0 | 0 | - | 302 | 285 | 240 | 1,161 | | | 334 | | 827 | |
| 5/23/2017 | 338 | 0 | 0 | 0 | - | 317 | 270 | 230 | 1,155 | | | 338 | | 817 | |
| 5/24/2017 | 394 | 0 | 0 | 3 | - | 337 | 278 | 237 | 1,249 | | | 394 | | 855 | |
| 5/25/2017 | 306 | 0 | 0 | 0 | - | 314 | 252 | 208 | 1,080 | | | 306 | | 774 | |
| 5/26/2017 | 286 | 0 | 0 | 0 | - | 270 | 229 | 190 | 975 | 7,960 | 1,137 | 286 | 310 | 689 | 827 |
| 5/27/2017 | 353 | 0 | 0 | 0 | - | 294 | 261 | 197 | 1,105 | | | 353 | | 752 | |
| 5/28/2017 | 353 | 0 | 0 | 0 | - | 294 | 261 | 197 | 1,105 | | | 353 | | 752 | |
| 5/29/2017 | 353 | 0 | 0 | 0 | - | 294 | 261 | 197 | 1,105 | | | 353 | | 752 | |
| 5/30/2017 | 355 | 0 | 0 | 0 | - | 288 | 264 | 191 | 1,098 | | | 355 | | 743 | |
| 5/31/2017 | 355 | 0 | 0 | 0 | - | 301 | 266 | 189 | 1,111 | | | 355 | | 756 | |
| 6/1/2017 | 315 | 0 | 0 | 0 | - | 304 | 262 | 194 | 1,075 | | | 315 | | 760 | |
| 6/2/2017 | 371 | 0 | 0 | 0 | - | 277 | 207 | 189 | 1,044 | 7,643 | 1,092 | 371 | 351 | 673 | 741 |
| 6/3/2017 | 364 | 0 | 0 | 0 | - | 302 | 218 | 189 | 1,073 | | | 364 | | 709 | |
| 6/4/2017 | 364 | 0 | 0 | 0 | - | 302 | 218 | 189 | 1,073 | | | 364 | | 709 | |
| 6/5/2017 | 425 | 0 | 0 | 0 | - | 308 | 208 | 187 | 1,128 | | | 425 | | 703 | |
| 6/6/2017 | 402 | 0 | 0 | 0 | - | 316 | 204 | 216 | 1,138 | | | 402 | | 736 | |
| 6/7/2017 | 449 | 0 | 0 | 0 | - | 32 | 195 | 197 | 873 | | | 449 | | 424 | |
| 6/8/2017 | 442 | 0 | 0 | 0 | - | 556 | 176 | 159 | 1,333 | | | 442 | | 891 | |
| 6/9/2017 | 454 | 0 | 0 | 0 | - | 262 | 205 | 0 | 921 | 7,539 | 1,077 | 454 | 414 | 467 | 663 |
| 6/10/2017 | 488 | 0 | 0 | 0 | - | 279 | 199 | 0 | 966 | | | 488 | | 478 | |
| 6/11/2017 | 488 | 0 | 0 | 0 | - | 279 | 199 | 0 | 966 | | | 488 | | 478 | |
| 6/12/2017 | 424 | 0 | 0 | 0 | - | 270 | 186 | 0 | 880 | | | 424 | | 456 | |
| 6/13/2017 | 428 | 0 | 0 | 0 | - | 248 | 192 | 0 | 868 | | | 428 | | 440 | |
| 6/14/2017 | 442 | 0 | 0 | 0 | - | 276 | 198 | 0 | 916 | | | 442 | | 474 | |
| 6/15/2017 | 511 | 0 | 0 | 0 | - | 296 | 237 | 0 | 1,044 | | | 511 | | 533 | |
| 6/16/2017 | 395 | 0 | 0 | 0 | - | 281 | 227 | 0 | 903 | 6,543 | 935 | 395 | 454 | 508 | 481 |
| 6/17/2017 | 96 | 0 | 0 | 2 | - | 101 | 99 | 279 | 577 | | | 96 | | 481 | |
| 6/18/2017 | 96 | 0 | 0 | 2 | - | 101 | 99 | 279 | 577 | | | 96 | | 481 | |
| 6/19/2017 | 113 | 0 | 0 | 19 | - | 314 | 190 | 500 | 1,136 | | | 113 | | 1,023 | |
| 6/20/2017 | 415 | 0 | 0 | 8 | - | 301 | 256 | 0 | 980 | | | 415 | | 565 | |
| 6/21/2017 | 585 | 0 | 0 | 0 | - | 274 | 234 | 0 | 1,093 | | | 585 | | 508 | |
| 6/22/2017 | 663 | 0 | 0 | 0 | - | 288 | 247 | 0 | 1,198 | | | 663 | | 535 | |
| 6/23/2017 | 619 | 0 | 0 | 0 | - | 268 | 250 | 0 | 1,137 | 6,698 | 957 | 619 | 370 | 518 | 587 |
| 6/24/2017 | 571 | 0 | 0 | 0 | - | 263 | 244 | 0 | 1,078 | | | 571 | | 507 | |
| 6/25/2017 | 571 | 0 | 0 | 0 | - | 263 | 244 | 0 | 1,078 | | | 571 | | 507 | |
| 6/26/2017 | 518 | 0 | 0 | 0 | - | 266 | 241 | 0 | 1,025 | | | 518 | | 507 | |
| 6/27/2017 | 495 | 0 | 0 | 0 | - | 267 | 240 | 0 | 1,002 | | | 495 | | 507 | |
| 6/28/2017 | 490 | 0 | 0 | 0 | - | 260 | 242 | 395 | 1,387 | | | 490 | | 897 | |
| 6/29/2017 | 484 | 0 | 0 | 0 | - | 277 | 243 | 234 | 1,238 | | | 484 | | 754 | |
| 6/30/2017 | 190 | 0 | 0 | 0 | - | 241 | 192 | 0 | 623 | 7,431 | 1,062 | 190 | 474 | 433 | 587 |
| 7/1/2017 | 113 | 0 | 0 | 0 | - | 235 | 199 | 0 | 547 | | | 113 | | 434 | |
| 7/2/2017 | 113 | 0 | 0 | 0 | - | 235 | 199 | 0 | 547 | | | 113 | | 434 | |
| 7/3/2017 | 388 | 0 | 0 | 0 | - | 278 | 250 | 0 | 916 | | | 388 | | 528 | |

Appendix A - Pumping Data
Extraction Wells and Condensate Traps
Liquid Assessment Monitoring
Southeast County Landfill

| | Condensate Traps | | | LFG Extraction Wells | | | | | | WEEKLY | | CTs | | EWs | |
|---|---|---|---|---|---|---|---|---|---|---|---|---|---|---|---|
| DATE | CT-1 (gal) | CT-2 (gal) | CT-3 (gal) | EW-38 (gal) | HC-17 (gal) | EW-44 (gal) | EW-48 (gal) | EW-66 (gal) | All (gpd) | TOTAL (gal) | Daily Avg (gpd) | Total (gal) | Daily Avg (gpd) | Total (gal) | Daily Avg (gpd) |
| 7/4/2017 | 388 | 0 | 0 | 0 | - | 278 | 250 | 0 | 916 | | | 388 | | 528 | |
| 7/5/2017 | 411 | 0 | 0 | 0 | - | 204 | 265 | 337 | 1,217 | | | 411 | | 806 | |
| 7/6/2017 | 473 | 0 | 0 | 0 | - | 339 | 291 | 0 | 1,103 | | | 473 | | 630 | |
| 7/7/2017 | 483 | 0 | 0 | 0 | - | 255 | 295 | 393 | 1,426 | 6,672 | 953 | 483 | 338 | 943 | 615 |
| 7/8/2017 | 492 | 0 | 0 | 0 | - | 286 | 296 | 0 | 1,074 | | | 492 | | 582 | |
| 7/9/2017 | 492 | 0 | 0 | 0 | - | 286 | 296 | 0 | 1,074 | | | 492 | | 582 | |
| 7/10/2017 | 451 | 0 | 0 | 12 | - | 288 | 295 | 220 | 1,266 | | | 451 | | 815 | |
| 7/11/2017 | 399 | 0 | 0 | 0 | - | 241 | 296 | 15 | 951 | | | 399 | | 552 | |
| 7/12/2017 | 342 | 0 | 0 | 0 | - | 259 | 304 | 50 | 955 | | | 342 | | 613 | |
| 7/13/2017 | 473 | 0 | 0 | 0 | - | 281 | 371 | 1 | 1,126 | | | 473 | | 653 | |
| 7/14/2017 | 873 | 0 | 0 | 0 | - | 263 | 316 | 0 | 1,452 | 7,898 | 1,128 | 873 | 503 | 579 | 625 |
| 7/15/2017 | 475 | 0 | 0 | 0 | - | 269 | 496 | 1 | 1,241 | | | 475 | | 766 | |
| 7/16/2017 | 475 | 0 | 0 | 0 | - | 269 | 496 | 1 | 1,241 | | | 475 | | 766 | |
| 7/17/2017 | 529 | 0 | 0 | 0 | - | 221 | 642 | 0 | 1,392 | | | 529 | | 863 | |
| 7/18/2017 | 389 | 0 | 0 | 0 | - | 226 | 520 | 0 | 1,135 | | | 389 | | 746 | |
| 7/19/2017 | 505 | 0 | 0 | 0 | - | 331 | 847 | 0 | 1,683 | | | 505 | | 1,178 | |
| 7/20/2017 | 435 | 0 | 0 | 0 | - | 257 | 712 | 0 | 1,404 | | | 435 | | 969 | |
| 7/21/2017 | 464 | 0 | 0 | 0 | - | 273 | 756 | 1,814 | 3,307 | 11,403 | 1,629 | 464 | 467 | 2,843 | 1,162 |
| 7/22/2017 | 470 | 0 | 0 | 0 | - | 285 | 712 | 608 | 2,075 | | | 470 | | 1,605 | |
| 7/23/2017 | 470 | 0 | 0 | 0 | - | 285 | 712 | 608 | 2,075 | | | 470 | | 1,605 | |
| 7/24/2017 | 523 | 0 | 0 | 0 | - | 304 | 838 | 424 | 2,089 | | | 523 | | 1,566 | |
| 7/25/2017 | 513 | 0 | 0 | 0 | - | 301 | 843 | 363 | 2,020 | | | 513 | | 1,507 | |
| 7/26/2017 | 529 | 0 | 0 | 0 | - | 323 | 919 | 328 | 2,099 | | | 529 | | 1,570 | |
| 7/27/2017 | 540 | 0 | 0 | 0 | - | 340 | 873 | 94 | 1,847 | | | 540 | | 1,307 | |
| 7/28/2017 | 528 | 0 | 0 | 0 | - | 319 | 771 | 0 | 1,618 | 13,823 | 1,975 | 528 | 510 | 1,090 | 1,464 |
| 7/29/2017 | 526 | 0 | 0 | 0 | - | 330 | 730 | 0 | 1,586 | | | 526 | | 1,060 | |
| 7/30/2017 | 526 | 0 | 0 | 0 | - | 330 | 730 | 0 | 1,586 | | | 526 | | 1,060 | |
| 7/31/2017 | 2,884 | 105 | 0 | 1,027 | - | 398 | 613 | 0 | 5,027 | | | 2,989 | | 2,038 | |
| 8/1/2017 | 1,634 | 0 | 0 | 886 | - | 406 | 895 | 5 | 3,826 | | | 1,634 | | 2,192 | |
| 8/2/2017 | 656 | 0 | 0 | 735 | - | 318 | 377 | 1,353 | 3,439 | | | 656 | | 2,783 | |
| 8/3/2017 | 942 | 0 | 0 | 902 | - | 348 | 941 | 6,393 | 9,526 | | | 942 | | 8,584 | |
| 8/4/2017 | 1,005 | 0 | 0 | 833 | - | 324 | 990 | 5,261 | 8,413 | 33,403 | 4,772 | 1,005 | 1,183 | 7,408 | 3,589 |
| 8/5/2017 | 986 | 0 | 0 | 1,267 | - | 357 | 1,331 | 6,135 | 10,076 | | | 986 | | 9,090 | |
| 8/6/2017 | 986 | 0 | 0 | 1,267 | - | 357 | 1,331 | 6,135 | 10,076 | | | 986 | | 9,090 | |
| 8/7/2017 | 1,041 | 0 | 0 | 1,579 | - | 391 | 1,574 | 6,173 | 10,758 | | | 1,041 | | 9,717 | |
| 8/8/2017 | 828 | 0 | 0 | 1,512 | - | 363 | 1,193 | 5,553 | 9,449 | | | 828 | | 8,621 | |
| 8/9/2017 | 913 | 0 | 0 | 1,518 | - | 412 | 1,364 | 5,862 | 10,069 | | | 913 | | 9,156 | |
| 8/10/2017 | 898 | 0 | 0 | 1,571 | - | 426 | 1,349 | 6,181 | 10,425 | | | 898 | | 9,527 | |
| 8/11/2017 | 889 | 0 | 0 | 1,535 | - | 451 | 1,313 | 5,949 | 10,137 | 70,990 | 10,141 | 889 | 934 | 9,248 | 9,207 |
| 8/12/2017 | 720 | 0 | 0 | 1,399 | - | 455 | 1,019 | 5,697 | 9,290 | | | 720 | | 8,570 | |
| 8/13/2017 | 720 | 0 | 0 | 1,399 | - | 455 | 1,019 | 5,697 | 9,290 | | | 720 | | 8,570 | |
| 8/14/2017 | 748 | 0 | 0 | 1,427 | - | 493 | 1,049 | 5,987 | 9,704 | | | 748 | | 8,956 | |
| 8/15/2017 | 696 | 0 | 0 | 1,378 | - | 502 | 1,089 | 5,921 | 9,586 | | | 696 | | 8,890 | |
| 8/16/2017 | 674 | 0 | 0 | 1,341 | - | 510 | 980 | 5,974 | 9,479 | | | 674 | | 8,805 | |
| 8/17/2017 | 701 | 0 | 0 | 1,341 | - | 540 | 959 | 5,976 | 9,517 | | | 701 | | 8,816 | |
| 8/18/2017 | 630 | 0 | 0 | 1,378 | - | 543 | 1,044 | 6,632 | 10,227 | 67,093 | 9,585 | 630 | 698 | 9,597 | 8,886 |
| 8/19/2017 | 665 | 0 | 0 | 1,314 | - | 509 | 1,041 | 6,540 | 10,069 | | | 665 | | 9,404 | |
| 8/20/2017 | 665 | 0 | 0 | 1,314 | - | 509 | 1,041 | 6,540 | 10,069 | | | 665 | | 9,404 | |
| 8/21/2017 | 662 | 0 | 0 | 1,093 | - | 453 | 932 | 5,934 | 9,074 | | | 662 | | 8,412 | |
| 8/22/2017 | 595 | 0 | 0 | 1,215 | - | 437 | 896 | 6,642 | 9,785 | | | 595 | | 9,190 | |
| 8/23/2017 | 669 | 0 | 0 | 1,220 | - | 610 | 856 | 6,367 | 9,722 | | | 669 | | 9,053 | |
| 8/24/2017 | 730 | 0 | 0 | 1,190 | - | 509 | 845 | 5,965 | 9,239 | | | 730 | | 8,509 | |
| 8/25/2017 | 866 | 0 | 0 | 1,112 | - | 498 | 702 | 6,612 | 9,790 | 67,748 | 9,678 | 866 | 693 | 8,924 | 8,985 |
| 8/26/2017 | 4,390 | 13 | 0 | 1,235 | - | 550 | 719 | 6,530 | 13,437 | | | 4,403 | | 9,034 | |
| 8/27/2017 | 4,390 | 13 | 0 | 1,235 | - | 550 | 719 | 6,530 | 13,437 | | | 4,403 | | 9,034 | |
| 8/28/2017 | 6,605 | 0 | 0 | 1,017 | - | 465 | 842 | 5,286 | 14,215 | | | 6,605 | | 7,610 | |
| 8/29/2017 | 5,418 | 0 | 0 | 1,268 | - | 0 | 1,012 | 6,422 | 14,120 | | | 5,418 | | 8,702 | |
| 8/30/2017 | 16,198 | 0 | 0 | 1,409 | - | 1,290 | 1,467 | 6,447 | 26,811 | | | 16,198 | | 10,613 | |
| 8/31/2017 | 12,471 | 0 | 0 | 1,504 | - | 518 | 2,345 | 5,610 | 22,448 | | | 12,471 | | 9,977 | |
| 9/1/2017 | 5,913 | 0 | 0 | 2,207 | - | 607 | 1,948 | 4,675 | 15,350 | 119,818 | 19,970 | 5,913 | 7,916 | 9,437 | 7,853 |
| 9/2/2017 | 8,289 | 0 | 0 | 3,816 | - | 915 | 2,967 | 9,150 | 25,137 | | | 8,289 | | 16,848 | |
| 9/3/2017 | 4,144 | 0 | 0 | 1,908 | - | 458 | 1,483 | 4,575 | 12,568 | | | 4,144 | | 8,424 | |
| 9/4/2017 | 4,144 | 0 | 0 | 1,908 | - | 458 | 1,483 | 4,575 | 12,568 | | | 4,144 | | 8,424 | |
| 9/5/2017 | 6,165 | 0 | 0 | 1,597 | - | 425 | 1,278 | 3,723 | 13,188 | | | 6,165 | | 7,023 | |
| 9/6/2017 | 12,707 | 12 | 0 | 3,395 | - | 732 | 2,692 | 5,786 | 25,324 | | | 12,719 | | 12,605 | |

Appendix A - Pumping Data
Extraction Wells and Condensate Traps
Liquid Assessment Monitoring
Southeast County Landfill

| | Condensate Traps | | | LFG Extraction Wells | | | | | | WEEKLY | | CTs | | EWs | |
|---|---|---|---|---|---|---|---|---|---|---|---|---|---|---|---|
| DATE | CT-1 (gal) | CT-2 (gal) | CT-3 (gal) | EW-38 (gal) | HC-17 (gal) | EW-44 (gal) | EW-48 (gal) | EW-66 (gal) | All (gpd) | TOTAL (gal) | Daily Avg (gpd) | Total (gal) | Daily Avg (gpd) | Total (gal) | Daily Avg (gpd) |
| 9/7/2017 | 0 | 13 | 0 | 0 | - | 0 | 0 | 0 | 13 | | | 13 | | 0 | |
| 9/8/2017 | 26,709 | 0 | 0 | 5,127 | - | 1,493 | 4,083 | 11,836 | 49,248 | 138,046 | 23,008 | 26,709 | 8,883 | 22,539 | 10,838 |
| 9/9/2017 | 0 | 0 | 0 | 0 | - | 0 | 0 | 0 | 0 | | | 0 | | 0 | |
| 9/10/2017 | 0 | 0 | 0 | 0 | - | 0 | 0 | 0 | 0 | | | 0 | | 0 | |
| 9/11/2017 | 0 | 0 | 0 | 0 | - | 0 | 0 | 0 | 0 | | | 0 | | 0 | |
| 9/12/2017 | 0 | 0 | 0 | 0 | - | 0 | 0 | 0 | 0 | | | 0 | | 0 | |
| 9/13/2017 | 0 | 0 | 0 | 0 | - | 0 | 0 | 0 | 0 | | | 0 | | 0 | |
| 9/14/2017 | 21,344 | 0 | 0 | 3,502 | - | 1,320 | 2,680 | 8,439 | 37,285 | | | 21,344 | | 15,941 | |
| 9/15/2017 | 0 | 0 | 0 | 0 | - | 0 | 0 | 0 | 0 | 37,285 | 6,214 | 0 | 3,049 | 0 | 2,277 |
| 9/16/2017 | 0 | 0 | 0 | 0 | - | 0 | 0 | 0 | 0 | | | 0 | | 0 | |
| 9/17/2017 | 0 | 0 | 0 | 0 | - | 0 | 0 | 1 | 1 | | | 0 | | 1 | |
| 9/18/2017 | 0 | 0 | 0 | 0 | - | 0 | 0 | 0 | 0 | | | 0 | | 0 | |
| 9/19/2017 | 7,629 | 31 | 0 | 392 | - | 0 | 4,315 | 0 | 12,367 | | | 7,660 | | 4,707 | |
| 9/20/2017 | 140 | 0 | 0 | 511 | - | 0 | 521 | 0 | 1,172 | | | 140 | | 1,032 | |
| 9/21/2017 | 0 | 5,110 | 0 | 0 | - | 0 | 0 | 0 | 5,110 | | | 5,110 | | 0 | |
| 9/22/2017 | 8,150 | 2 | 0 | 6,725 | - | 0 | 5,399 | 6,674 | 26,950 | 45,600 | 6,514 | 8,152 | 3,009 | 18,798 | 3,505 |
| 9/23/2017 | 26,000 | 1 | 0 | 2,702 | - | 0 | 3,368 | 6,243 | 38,314 | | | 26,001 | | 12,313 | |
| 9/24/2017 | 11,193 | 1 | 0 | 0 | - | 0 | 2,774 | 6,248 | 20,216 | | | 11,194 | | 9,022 | |
| 9/25/2017 | 10,065 | 1 | 0 | 1 | - | 0 | 2,183 | 5,053 | 17,303 | | | 10,066 | | 7,237 | |
| 9/26/2017 | 9,428 | 3 | 0 | 0 | - | 0 | 2,637 | 5,344 | 17,412 | | | 9,431 | | 7,981 | |
| 9/27/2017 | 8,577 | 726 | 0 | 0 | - | 0 | 1,729 | 4,877 | 15,909 | | | 9,303 | | 6,606 | |
| 9/28/2017 | 0 | 1 | 0 | 1 | - | 0 | 2,032 | 1 | 2,035 | | | 1 | | 2,034 | |
| 9/29/2017 | 9,529 | 2 | 0 | 0 | - | 0 | 2,217 | 4,744 | 16,492 | 127,681 | 18,240 | 9,531 | 10,790 | 6,961 | 7,451 |
| 9/30/2017 | 9,140 | 329 | 0 | 0 | - | 0 | 2,175 | 6,076 | 17,720 | | | 9,469 | | 8,251 | |
| 10/1/2017 | 9,140 | 329 | 0 | 0 | - | 0 | 2,175 | 6,076 | 17,720 | | | 9,469 | | 8,251 | |
| 10/2/2017 | 7,072 | 123 | 0 | 0 | - | 0 | 1,615 | 5,565 | 14,375 | | | 7,195 | | 7,180 | |
| 10/3/2017 | 8,375 | 139 | 0 | 0 | - | 0 | 1,806 | 6,147 | 16,467 | | | 8,514 | | 7,953 | |
| 10/4/2017 | 7,611 | 152 | 0 | 0 | - | 1,797 | 1,729 | 5,180 | 16,469 | | | 7,763 | | 8,706 | |
| 10/5/2017 | 8,547 | 122 | 0 | 0 | - | 1,465 | 1,606 | 6,413 | 18,153 | | | 8,669 | | 9,484 | |
| 10/6/2017 | 9,391 | 141 | 0 | 0 | - | 724 | 1,769 | 5,029 | 17,054 | 117,958 | 16,851 | 9,532 | 8,659 | 7,522 | 8,192 |
| 10/7/2017 | 9,752 | 138 | 0 | 0 | - | 875 | 1,554 | 4,700 | 17,019 | | | 9,890 | | 7,129 | |
| 10/8/2017 | 9,752 | 138 | 0 | 0 | - | 875 | 1,554 | 4,700 | 17,019 | | | 9,890 | | 7,129 | |
| 10/9/2017 | 9,719 | 142 | 0 | 0 | - | 753 | 1,322 | 4,344 | 16,280 | | | 9,861 | | 6,419 | |
| 10/10/2017 | 9,255 | 152 | 0 | 0 | - | 808 | 1,002 | 4,416 | 15,633 | | | 9,407 | | 6,226 | |
| 10/11/2017 | 12,813 | 184 | 0 | 0 | - | 1,081 | 1,642 | 7,263 | 22,983 | | | 12,997 | | 9,986 | |
| 10/12/2017 | 8,344 | 116 | 0 | 0 | - | 845 | 809 | 5,178 | 15,292 | | | 8,460 | | 6,832 | |
| 10/13/2017 | 10,651 | 142 | 0 | 0 | - | 704 | 872 | 6,218 | 18,587 | 122,813 | 17,545 | 10,793 | 10,185 | 7,794 | 7,359 |
| 10/14/2017 | 12,707 | 151 | 0 | 0 | - | 747 | 1,233 | 7,480 | 22,318 | | | 12,858 | | 9,460 | |
| 10/15/2017 | 12,707 | 151 | 0 | 0 | - | 747 | 1,233 | 7,480 | 22,318 | | | 12,858 | | 9,460 | |
| 10/16/2017 | 8,834 | 100 | 0 | 0 | - | 516 | 803 | 5,286 | 15,539 | | | 8,934 | | 6,605 | |
| 10/17/2017 | 6,624 | 134 | 0 | 0 | - | 617 | 954 | 6,393 | 14,722 | | | 6,758 | | 7,964 | |
| 10/18/2017 | 17,264 | 132 | 0 | 0 | - | 646 | 1,002 | 6,711 | 25,755 | | | 17,396 | | 8,359 | |
| 10/19/2017 | 11,304 | 137 | 0 | 0 | - | 646 | 1,192 | 6,715 | 19,994 | | | 11,441 | | 8,553 | |
| 10/20/2017 | 8,111 | 114 | 0 | 0 | - | 556 | 901 | 6,031 | 15,713 | 136,359 | 19,480 | 8,225 | 11,210 | 7,488 | 8,270 |
| 10/21/2017 | 12,024 | 130 | 0 | 0 | - | 600 | 1,014 | 255 | 14,023 | | | 12,154 | | 1,869 | |
| 10/22/2017 | 12,024 | 130 | 0 | 0 | - | 600 | 1,014 | 255 | 14,023 | | | 12,154 | | 1,869 | |
| 10/23/2017 | 12,762 | 126 | 0 | 0 | - | 623 | 989 | 34 | 14,534 | | | 12,888 | | 1,646 | |
| 10/24/2017 | 12,685 | 115 | 0 | 0 | - | 590 | 844 | 942 | 15,176 | | | 12,800 | | 2,376 | |
| 10/25/2017 | 4,103 | 37 | 0 | 0 | - | 179 | 316 | 1,850 | 6,485 | | | 4,140 | | 2,345 | |
| 10/26/2017 | 8,968 | 159 | 0 | 0 | - | 714 | 1,229 | 4,901 | 15,971 | | | 9,127 | | 6,844 | |
| 10/27/2017 | 14,467 | 147 | 0 | 0 | - | 635 | 931 | 6,809 | 22,989 | 103,201 | 14,743 | 14,614 | 11,125 | 8,375 | 3,618 |
| 10/28/2017 | 14,467 | 147 | 0 | 0 | - | 635 | 931 | 6,809 | 22,989 | | | 14,614 | | 8,375 | |
| 10/29/2017 | 14,467 | 147 | 0 | 0 | - | 635 | 931 | 6,809 | 22,989 | | | 14,614 | | 8,375 | |
| 10/30/2017 | 9,801 | 0 | 0 | 0 | - | 130 | 577 | 4,877 | 15,385 | | | 9,801 | | 5,584 | |
| 10/31/2017 | 14,288 | 117 | 0 | 0 | - | 756 | 983 | 6,217 | 22,361 | | | 14,405 | | 7,956 | |
| 11/1/2017 | 17,179 | 165 | 0 | 0 | - | 633 | 1,207 | 7,588 | 26,772 | | | 17,344 | | 9,428 | |
| 11/2/2017 | 8,928 | 80 | 0 | 0 | - | 395 | 802 | 4,657 | 14,862 | | | 9,008 | | 5,854 | |
| 11/3/2017 | 13,372 | 118 | 0 | 0 | - | 501 | 983 | 5,728 | 20,702 | 146,060 | 20,866 | 13,490 | 13,325 | 7,212 | 7,541 |
| 11/4/2017 | 14,005 | 129 | 0 | 0 | - | 494 | 961 | 6,190 | 21,779 | | | 14,134 | | 7,645 | |
| 11/5/2017 | 14,005 | 129 | 0 | 0 | - | 494 | 961 | 6,190 | 21,779 | | | 14,134 | | 7,645 | |
| 11/6/2017 | 14,288 | 131 | 0 | 0 | - | 484 | 911 | 6,847 | 22,661 | | | 14,419 | | 8,242 | |
| 11/7/2017 | 14,501 | 132 | 0 | 0 | - | 522 | 929 | 6,299 | 22,383 | | | 14,633 | | 7,750 | |
| 11/8/2017 | 6,774 | 134 | 0 | 0 | - | 281 | 459 | 3,261 | 10,909 | | | 6,908 | | 4,001 | |
| 11/9/2017 | 14,000 | 166 | 0 | 0 | - | 575 | 1,078 | 0 | 15,819 | | | 14,166 | | 1,653 | |
| 11/10/2017 | 12,305 | 176 | 0 | 0 | - | 473 | 868 | 11,930 | 25,752 | 141,082 | 20,155 | 12,481 | 12,982 | 13,271 | 7,172 |

Appendix A - Pumping Data
Extraction Wells and Condensate Traps
Liquid Assessment Monitoring
Southeast County Landfill

| | Condensate Traps | | | LFG Extraction Wells | | | | | | WEEKLY | | CTs | | EWs | |
|---|---|---|---|---|---|---|---|---|---|---|---|---|---|---|---|
| DATE | CT-1 (gal) | CT-2 (gal) | CT-3 (gal) | EW-38 (gal) | HC-17 (gal) | EW-44 (gal) | EW-48 (gal) | EW-66 (gal) | All (gpd) | TOTAL (gal) | Daily Avg (gpd) | Total (gal) | Daily Avg (gpd) | Total (gal) | Daily Avg (gpd) |
| 11/11/2017 | 12,380 | 188 | 0 | 0 | - | 474 | 867 | 6,886 | 20,795 | | | 12,568 | | 8,227 | |
| 11/12/2017 | 12,380 | 188 | 0 | 0 | - | 474 | 867 | 6,886 | 20,795 | | | 12,568 | | 8,227 | |
| 11/13/2017 | 13,259 | 165 | 0 | 0 | - | 461 | 765 | 6,631 | 21,281 | | | 13,424 | | 7,857 | |
| 11/14/2017 | 14,314 | 180 | 0 | 0 | - | 443 | 807 | 6,189 | 21,933 | | | 14,494 | | 7,439 | |
| 11/15/2017 | 15,099 | 193 | 0 | 0 | - | 479 | 825 | 6,423 | 23,019 | | | 15,292 | | 7,727 | |
| 11/16/2017 | 14,156 | 182 | 0 | 0 | - | 444 | 735 | 6,326 | 21,843 | | | 14,338 | | 7,505 | |
| 11/17/2017 | 13,634 | 125 | 0 | 0 | - | 401 | 607 | 5,496 | 20,263 | 149,929 | 21,418 | 13,759 | 13,778 | 6,504 | 7,641 |
| 11/18/2017 | 14,368 | 183 | 0 | 0 | - | 452 | 756 | 5,962 | 21,721 | | | 14,551 | | 7,170 | |
| 11/19/2017 | 14,368 | 183 | 0 | 0 | - | 452 | 756 | 5,962 | 21,721 | | | 14,551 | | 7,170 | |
| 11/20/2017 | 13,812 | 174 | 0 | 0 | - | 420 | 636 | 6,450 | 21,492 | | | 13,986 | | 7,506 | |
| 11/21/2017 | 13,691 | 177 | 0 | 0 | - | 431 | 621 | 5,573 | 20,493 | | | 13,868 | | 6,625 | |
| 11/22/2017 | 13,723 | 162 | 0 | 0 | - | 437 | 695 | 6,165 | 21,182 | | | 13,885 | | 7,297 | |
| 11/23/2017 | 13,723 | 162 | 0 | 0 | - | 437 | 695 | 6,165 | 21,182 | | | 13,885 | | 7,297 | |
| 11/24/2017 | 14,257 | 140 | 0 | 0 | - | 360 | 456 | 5,504 | 20,717 | 148,508 | 21,215 | 14,397 | 14,160 | 6,320 | 7,055 |
| 11/25/2017 | 14,654 | 150 | 0 | 0 | - | 393 | 575 | 6,124 | 21,896 | | | 14,804 | | 7,092 | |
| 11/26/2017 | 14,654 | 150 | 0 | 0 | - | 393 | 575 | 6,124 | 21,896 | | | 14,804 | | 7,092 | |
| 11/27/2017 | 13,301 | 155 | 0 | 0 | - | 387 | 524 | 5,953 | 20,320 | | | 13,456 | | 6,864 | |
| 11/28/2017 | 14,420 | 187 | 0 | 0 | - | 374 | 612 | 5,900 | 21,493 | | | 14,607 | | 6,886 | |
| 11/29/2017 | 14,844 | 192 | 0 | 0 | - | 409 | 664 | 6,286 | 22,395 | | | 15,036 | | 7,359 | |
| 11/30/2017 | 12,815 | 167 | 0 | 0 | - | 394 | 553 | 5,949 | 19,878 | | | 12,982 | | 6,896 | |
| 12/1/2017 | 14,531 | 167 | 0 | 0 | - | 365 | 579 | 5,773 | 21,415 | 149,293 | 21,328 | 14,698 | 14,341 | 6,717 | 6,987 |
| 12/2/2017 | 14,202 | 181 | 0 | 0 | - | 387 | 599 | 6,185 | 21,554 | | | 14,383 | | 7,171 | |
| 12/3/2017 | 14,202 | 181 | 0 | 0 | - | 387 | 599 | 6,185 | 21,554 | | | 14,383 | | 7,171 | |
| 12/4/2017 | 16,926 | 233 | 0 | 0 | - | 390 | 693 | 6,577 | 24,819 | | | 17,159 | | 7,660 | |
| 12/5/2017 | 12,181 | 137 | 0 | 0 | - | 386 | 565 | 6,100 | 19,369 | | | 12,318 | | 7,051 | |
| 12/6/2017 | 14,969 | 152 | 0 | 0 | - | 466 | 755 | 7,260 | 23,602 | | | 15,121 | | 8,481 | |
| 12/7/2017 | 9,028 | 199 | 0 | 0 | - | 279 | 445 | 4,518 | 14,469 | | | 9,227 | | 5,242 | |
| 12/8/2017 | 13,367 | 227 | 0 | 0 | - | 504 | 676 | 7,734 | 22,508 | 147,875 | 21,125 | 13,594 | 13,741 | 8,914 | 7,384 |
| 12/9/2017 | 13,317 | 143 | 0 | 0 | - | 261 | 264 | 5,086 | 19,071 | | | 13,460 | | 5,611 | |
| 12/10/2017 | 13,317 | 143 | 0 | 0 | - | 261 | 264 | 5,086 | 19,071 | | | 13,460 | | 5,611 | |
| 12/11/2017 | 13,095 | 182 | 0 | 0 | - | 362 | 381 | 5,955 | 19,975 | | | 13,277 | | 6,698 | |
| 12/12/2017 | 13,396 | 172 | 0 | 0 | - | 382 | 457 | 6,103 | 20,510 | | | 13,568 | | 6,942 | |
| 12/13/2017 | 14,552 | 153 | 0 | 0 | - | 373 | 417 | 6,550 | 22,045 | | | 14,705 | | 7,340 | |
| 12/14/2017 | 12,515 | 170 | 0 | 0 | - | 346 | 473 | 5,825 | 19,329 | | | 12,685 | | 6,644 | |
| 12/15/2017 | 14,688 | 167 | 0 | 0 | - | 319 | 434 | 5,868 | 21,476 | 141,477 | 20,211 | 14,855 | 13,716 | 6,621 | 6,495 |
| 12/16/2017 | 13,500 | 169 | 0 | 0 | - | 329 | 478 | 6,152 | 20,628 | | | 13,669 | | 6,959 | |
| 12/17/2017 | 13,500 | 169 | 0 | 0 | - | 329 | 478 | 6,152 | 20,628 | | | 13,669 | | 6,959 | |
| 12/18/2017 | 11,973 | 161 | 0 | 0 | - | 302 | 489 | 5,642 | 18,567 | | | 12,134 | | 6,433 | |
| 12/19/2017 | 14,234 | 185 | 0 | 0 | - | 352 | 537 | 6,312 | 21,620 | | | 14,419 | | 7,201 | |
| 12/20/2017 | 24,701 | 164 | 0 | 0 | - | 334 | 531 | 5,865 | 31,595 | | | 24,865 | | 6,730 | |
| 12/21/2017 | 26,536 | 176 | 0 | 0 | - | 329 | 587 | 6,102 | 33,730 | | | 26,712 | | 7,018 | |
| 12/22/2017 | 27,409 | 169 | 0 | 0 | - | 312 | 360 | 6,102 | 34,352 | 181,120 | 25,874 | 27,578 | 19,007 | 6,774 | 6,868 |
| 12/23/2017 | 26,669 | 174 | 0 | 0 | - | 315 | 446 | 6,180 | 33,784 | | | 26,843 | | 6,941 | |
| 12/24/2017 | 26,669 | 174 | 0 | 0 | - | 315 | 446 | 6,180 | 33,784 | | | 26,843 | | 6,941 | |
| 12/25/2017 | 26,669 | 174 | 0 | 0 | - | 315 | 446 | 6,180 | 33,784 | | | 26,843 | | 6,941 | |
| 12/26/2017 | 28,762 | 180 | 0 | 0 | - | 330 | 430 | 6,618 | 36,320 | | | 28,942 | | 7,378 | |
| 12/27/2017 | 26,600 | 155 | 0 | 0 | - | 265 | 384 | 5,565 | 32,969 | | | 26,755 | | 6,214 | |
| 12/28/2017 | 26,598 | 173 | 0 | 0 | - | 331 | 398 | 6,250 | 33,750 | | | 26,771 | | 6,979 | |
| 12/29/2017 | 26,701 | 166 | 0 | 0 | - | 315 | 321 | 6,109 | 33,612 | 238,003 | 34,000 | 26,867 | 27,123 | 6,745 | 6,877 |
| 12/30/2017 | 20,093 | 166 | 0 | 0 | - | 309 | 354 | 6,172 | 27,094 | | | 20,259 | | 6,835 | |
| 12/31/2017 | 20,093 | 166 | 0 | 0 | - | 309 | 354 | 6,172 | 27,094 | | | 20,259 | | 6,835 | |
| 1/1/2018 | 20,093 | 166 | 0 | 0 | - | 309 | 354 | 6,172 | 27,094 | | | 20,259 | | 6,835 | |
| 1/2/2018 | 109 | 159 | 0 | 0 | - | 310 | 301 | 6,266 | 7,145 | | | 268 | | 6,877 | |
| 1/3/2018 | 8,675 | 144 | 0 | 0 | - | 306 | 276 | 6,279 | 15,680 | | | 8,819 | | 6,861 | |
| 1/4/2018 | 348 | 158 | 0 | 0 | - | 269 | 311 | 5,939 | 7,025 | | | 506 | | 6,519 | |
| 1/5/2018 | 90 | 163 | 0 | 0 | - | 262 | 326 | 6,164 | 7,005 | 118,137 | 16,877 | 253 | 10,089 | 6,752 | 6,788 |
| 1/6/2018 | 5,863 | 171 | 0 | 0 | - | 282 | 356 | 6,175 | 12,847 | | | 6,034 | | 6,813 | |
| 1/7/2018 | 5,863 | 171 | 0 | 0 | - | 282 | 356 | 6,175 | 12,847 | | | 6,034 | | 6,813 | |
| 1/8/2018 | 21,201 | 166 | 0 | 0 | - | 300 | 469 | 5,978 | 28,114 | | | 21,367 | | 6,747 | |
| 1/9/2018 | 426 | 2 | 0 | 0 | - | 8 | 5 | 193 | 634 | | | 428 | | 206 | |
| 1/10/2018 | 0 | 2 | 0 | 0 | - | 1 | 1 | 0 | 4 | | | 2 | | 2 | |
| 1/11/2018 | 16,841 | 493 | 0 | 0 | - | 479 | 593 | 5,338 | 23,744 | | | 17,334 | | 6,410 | |
| 1/12/2018 | 21,557 | 159 | 0 | 0 | - | 0 | 385 | 6,030 | 28,131 | 106,321 | 15,189 | 21,716 | 10,416 | 6,415 | 4,772 |
| 1/13/2018 | 22,898 | 155 | 0 | 0 | - | 379 | 232 | 6,152 | 29,816 | | | 23,053 | | 6,763 | |
| 1/14/2018 | 22,898 | 155 | 0 | 0 | - | 379 | 232 | 6,152 | 29,816 | | | 23,053 | | 6,763 | |

Appendix A - Pumping Data
Extraction Wells and Condensate Traps
Liquid Assessment Monitoring
Southeast County Landfill

| | Condensate Traps | | | LFG Extraction Wells | | | | | | WEEKLY | | CTs | | EWs | |
|---|---|---|---|---|---|---|---|---|---|---|---|---|---|---|---|
| DATE | CT-1 (gal) | CT-2 (gal) | CT-3 (gal) | EW-38 (gal) | HC-17 (gal) | EW-44 (gal) | EW-48 (gal) | EW-66 (gal) | All (gpd) | TOTAL (gal) | Daily Avg (gpd) | Total (gal) | Daily Avg (gpd) | Total (gal) | Daily Avg (gpd) |
| 1/15/2018 | 22,898 | 155 | 0 | 0 | - | 379 | 232 | 6,152 | 29,816 | | | 23,053 | | 6,763 | |
| 1/16/2018 | 13 | 164 | 0 | 0 | - | 78 | 263 | 6,081 | 6,599 | | | 177 | | 6,422 | |
| 1/17/2018 | 15,975 | 149 | 0 | 0 | - | 317 | 265 | 6,098 | 22,804 | | | 16,124 | | 6,680 | |
| 1/18/2018 | 21,643 | 6 | 0 | 0 | - | 271 | 209 | 5,784 | 27,913 | | | 21,649 | | 6,264 | |
| 1/19/2018 | 22,155 | 289 | 0 | 0 | - | 281 | 257 | 5,570 | 28,552 | 175,316 | 25,045 | 22,444 | 18,508 | 6,108 | 6,538 |
| 1/20/2018 | 23,061 | 161 | 0 | 0 | - | 277 | 303 | 6,305 | 30,107 | | | 23,222 | | 6,885 | |
| 1/21/2018 | 23,061 | 161 | 0 | 0 | - | 277 | 303 | 6,305 | 30,107 | | | 23,222 | | 6,885 | |
| 1/22/2018 | 23,993 | 78 | 0 | 0 | - | 292 | 374 | 6,420 | 31,157 | | | 24,071 | | 7,086 | |
| 1/23/2018 | 23,632 | 10 | 0 | 0 | - | 258 | 292 | 6,102 | 30,294 | | | 23,642 | | 6,652 | |
| 1/24/2018 | 21,700 | 0 | 0 | 0 | - | 218 | 228 | 5,526 | 27,672 | | | 21,700 | | 5,972 | |
| 1/25/2018 | 23,530 | 0 | 0 | 0 | - | 242 | 224 | 6,295 | 30,291 | | | 23,530 | | 6,761 | |
| 1/26/2018 | 24,192 | 0 | 0 | 0 | - | 234 | 273 | 5,771 | 30,470 | 210,098 | 30,014 | 24,192 | 23,368 | 6,278 | 6,646 |
| 1/27/2018 | 23,276 | 0 | 0 | 0 | - | 270 | 314 | 5,947 | 29,807 | | | 23,276 | | 6,531 | |
| 1/28/2018 | 23,276 | 0 | 0 | 0 | - | 270 | 314 | 5,947 | 29,807 | | | 23,276 | | 6,531 | |
| 1/29/2018 | 25,242 | 0 | 0 | 0 | - | 240 | 243 | 5,991 | 31,716 | | | 25,242 | | 6,474 | |
| 1/30/2018 | 26,225 | 0 | 0 | 0 | - | 222 | 210 | 5,869 | 32,526 | | | 26,225 | | 6,301 | |
| 1/31/2018 | 25,743 | 0 | 0 | 0 | - | 249 | 241 | 6,166 | 32,399 | | | 25,743 | | 6,656 | |
| 2/1/2018 | 11,549 | 0 | 0 | 0 | - | 244 | 270 | 5,899 | 17,962 | | | 11,549 | | 6,413 | |
| 2/2/2018 | 12,458 | 0 | 0 | 0 | - | 258 | 282 | 6,200 | 19,198 | 193,415 | 27,631 | 12,458 | 21,110 | 6,740 | 6,521 |
| 2/3/2018 | 11,693 | 0 | 0 | 0 | - | 252 | 291 | 6,282 | 18,518 | | | 11,693 | | 6,825 | |
| 2/4/2018 | 11,693 | 0 | 0 | 0 | - | 252 | 291 | 3,141 | 15,377 | | | 11,693 | | 3,684 | |
| 2/5/2018 | 14,904 | 0 | 0 | 0 | - | 224 | 344 | 2,835 | 18,307 | | | 14,904 | | 3,403 | |
| 2/6/2018 | 7,335 | 0 | 0 | 0 | - | 218 | 187 | 3,055 | 10,795 | | | 7,335 | | 3,460 | |
| 2/7/2018 | 11,251 | 0 | 0 | 0 | - | 251 | 327 | 3,281 | 15,110 | | | 11,251 | | 3,859 | |
| 2/8/2018 | 9,472 | 0 | 0 | 0 | - | 216 | 183 | 4,643 | 14,514 | | | 9,472 | | 5,042 | |
| 2/9/2018 | 10,111 | 0 | 0 | 0 | - | 232 | 311 | 3,134 | 13,788 | 106,409 | 15,201 | 10,111 | 10,923 | 3,677 | 4,279 |
| 2/10/2018 | 10,235 | 0 | 0 | 0 | - | 233 | 349 | 3,072 | 13,889 | | | 10,235 | | 3,654 | |
| 2/11/2018 | 10,235 | 0 | 0 | 0 | - | 233 | 349 | 3,072 | 13,889 | | | 10,235 | | 3,654 | |
| 2/12/2018 | 10,976 | 0 | 0 | 0 | - | 218 | 346 | 3,241 | 14,781 | | | 10,976 | | 3,805 | |
| 2/13/2018 | 10,557 | 0 | 0 | 0 | - | 231 | 326 | 3,842 | 14,956 | | | 10,557 | | 4,399 | |
| 2/14/2018 | 0 | 0 | 0 | 0 | - | 185 | 251 | 409 | 845 | | | 0 | | 845 | |
| 2/15/2018 | 2,657 | 0 | 0 | 0 | - | 234 | 325 | 659 | 3,875 | | | 2,657 | | 1,218 | |
| 2/16/2018 | 0 | 0 | 0 | 0 | - | 216 | 297 | 0 | 513 | 62,748 | 8,964 | 0 | 6,380 | 513 | 2,584 |
| 2/17/2018 | 0 | 0 | 0 | 0 | - | 224 | 314 | 4 | 542 | | | 0 | | 542 | |
| 2/18/2018 | 0 | 0 | 0 | 0 | - | 224 | 314 | 0 | 538 | | | 0 | | 538 | |
| 2/19/2018 | 0 | 0 | 0 | 0 | - | 194 | 290 | 1,907 | 2,391 | | | 0 | | 2,391 | |
| 2/20/2018 | 149 | 0 | 0 | 0 | - | 203 | 330 | 2,983 | 3,665 | | | 149 | | 3,516 | |
| 2/21/2018 | 78 | 80 | 0 | 0 | - | 197 | 285 | 2,970 | 3,610 | | | 158 | | 3,452 | |
| 2/22/2018 | 78 | 86 | 0 | 0 | - | 185 | 284 | 2,819 | 3,452 | | | 164 | | 3,288 | |
| 2/23/2018 | 74 | 82 | 0 | 0 | - | 202 | 283 | 2,928 | 3,569 | 17,767 | 2,538 | 156 | 90 | 3,413 | 2,449 |
| 2/24/2018 | 76 | 84 | 0 | 0 | - | 214 | 298 | 3,063 | 3,735 | | | 160 | | 3,575 | |
| 2/25/2018 | 76 | 84 | 0 | 0 | - | 214 | 298 | 3,063 | 3,735 | | | 160 | | 3,575 | |
| 2/26/2018 | 73 | 152 | 0 | 0 | - | 199 | 293 | 3,063 | 3,780 | | | 225 | | 3,555 | |
| 2/27/2018 | 74 | 17 | 0 | 0 | - | 198 | 273 | 1,039 | 1,601 | | | 91 | | 1,510 | |
| 2/28/2018 | 87 | 87 | 0 | 0 | - | 213 | 280 | 3,134 | 3,801 | | | 174 | | 3,627 | |
| 3/1/2018 | 76 | 85 | 0 | 0 | - | 205 | 133 | 2,484 | 2,983 | | | 161 | | 2,822 | |
| 3/2/2018 | 71 | 83 | 0 | 0 | - | 197 | 118 | 3,143 | 3,612 | 23,247 | 3,321 | 154 | 161 | 3,458 | 3,160 |
| 3/3/2018 | 73 | 81 | 0 | 0 | - | 198 | 103 | 2,877 | 3,332 | | | 154 | | 3,178 | |
| 3/4/2018 | 73 | 81 | 0 | 0 | - | 198 | 103 | 2,877 | 3,332 | | | 154 | | 3,178 | |
| 3/5/2018 | 16 | 0 | 0 | 0 | - | 44 | 5 | 640 | 705 | | | 16 | | 689 | |
| 3/6/2018 | 54 | 142 | 0 | 0 | - | 239 | 158 | 1,662 | 2,255 | | | 196 | | 2,059 | |
| 3/7/2018 | 27 | 79 | 0 | 0 | - | 223 | 127 | 2,622 | 3,078 | | | 106 | | 2,972 | |
| 3/8/2018 | 75 | 63 | 0 | 0 | - | 153 | 72 | 26 | 389 | | | 138 | | 251 | |
| 3/9/2018 | 69 | 74 | 0 | 0 | - | 181 | 92 | 99 | 515 | 13,606 | 1,944 | 143 | 130 | 372 | 1,814 |
| 3/10/2018 | 79 | 90 | 0 | 0 | - | 211 | 133 | 2,017 | 2,530 | | | 169 | | 2,361 | |
| 3/11/2018 | 79 | 90 | 0 | 0 | - | 211 | 133 | 2,017 | 2,530 | | | 169 | | 2,361 | |
| 3/12/2018 | 57 | 66 | 0 | 0 | - | 139 | 68 | 2,654 | 2,984 | | | 123 | | 2,861 | |
| 3/13/2018 | 74 | 79 | 0 | 0 | - | 167 | 80 | 3,491 | 3,891 | | | 153 | | 3,738 | |
| 3/14/2018 | 80 | 33 | 0 | 0 | - | 176 | 87 | 3,738 | 4,114 | | | 113 | | 4,001 | |
| 3/15/2018 | 79 | 0 | 0 | 0 | - | 161 | 67 | 2,978 | 3,285 | | | 79 | | 3,206 | |
| 3/16/2018 | 78 | 0 | 0 | 0 | - | 168 | 91 | 3,567 | 3,904 | 23,238 | 3,320 | 78 | 126 | 3,826 | 3,193 |
| 3/17/2018 | 71 | 0 | 0 | 0 | - | 206 | 117 | 3,053 | 3,447 | | | 71 | | 3,376 | |
| 3/18/2018 | 71 | 0 | 0 | 0 | - | 206 | 117 | 3,053 | 3,447 | | | 71 | | 3,376 | |
| 3/19/2018 | 78 | 0 | 0 | 0 | - | 154 | 103 | 1,920 | 2,255 | | | 78 | | 2,177 | |
| 3/20/2018 | 96 | 0 | 0 | 0 | - | 188 | 104 | 31 | 419 | | | 96 | | 323 | |

Appendix A - Pumping Data
Extraction Wells and Condensate Traps
Liquid Assessment Monitoring
Southeast County Landfill

| | Condensate Traps | | | LFG Extraction Wells | | | | | | WEEKLY | | CTs | | EWs | |
|---|---|---|---|---|---|---|---|---|---|---|---|---|---|---|---|
| DATE | CT-1 (gal) | CT-2 (gal) | CT-3 (gal) | EW-38 (gal) | HC-17 (gal) | EW-44 (gal) | EW-48 (gal) | EW-66 (gal) | All (gpd) | TOTAL (gal) | Daily Avg (gpd) | Total (gal) | Daily Avg (gpd) | Total (gal) | Daily Avg (gpd) |
| 3/21/2018 | 81 | 0 | 0 | 0 | - | 137 | 77 | 2,878 | 3,173 | | | 81 | | 3,092 | |
| 3/22/2018 | 85 | 24 | 0 | 0 | - | 148 | 64 | 1,600 | 1,921 | | | 109 | | 1,812 | |
| 3/23/2018 | 60 | 0 | 0 | 0 | - | 149 | 75 | 1,806 | 2,090 | 16,752 | 2,393 | 60 | 81 | 2,030 | 2,312 |
| 3/24/2018 | 40 | 0 | 0 | 0 | - | 165 | 92 | 0 | 297 | | | 40 | | 257 | |
| 3/25/2018 | 40 | 0 | 0 | 0 | - | 165 | 92 | 0 | 297 | | | 40 | | 257 | |
| 3/26/2018 | 96 | 358 | 0 | 0 | - | 166 | 89 | 342 | 1,051 | | | 454 | | 597 | |
| 3/27/2018 | 76 | 258 | 0 | 0 | - | 160 | 74 | 0 | 568 | | | 334 | | 234 | |
| 3/28/2018 | 104 | 0 | 0 | 0 | - | 159 | 99 | 837 | 1,199 | | | 104 | | 1,095 | |
| 3/29/2018 | 17 | 0 | 0 | 0 | - | 18 | 13 | 0 | 48 | | | 17 | | 31 | |
| 3/30/2018 | 48 | 0 | 0 | 0 | - | 145 | 59 | 284 | 536 | 3,996 | 571 | 48 | 148 | 488 | 423 |
| 3/31/2018 | 38 | 0 | 0 | 0 | - | 90 | 44 | 811 | 983 | | | 38 | | 945 | |
| 4/1/2018 | 38 | 0 | 0 | 0 | - | 90 | 44 | 811 | 983 | | | 38 | | 945 | |
| 4/2/2018 | 0 | 0 | 0 | 0 | - | 0 | 0 | 0 | 0 | | | 0 | | 0 | |
| 4/3/2018 | 0 | 0 | 0 | 0 | - | 0 | 16 | 0 | 16 | | | 0 | | 16 | |
| 4/4/2018 | 39 | 0 | 0 | 0 | - | 65 | 93 | 223 | 420 | | | 39 | | 381 | |
| 4/5/2018 | 29 | 0 | 0 | 0 | - | 219 | 30 | 223 | 501 | | | 29 | | 472 | |
| 4/6/2018 | 36 | 0 | 0 | 0 | - | 150 | 82 | 318 | 586 | 3,489 | 498 | 36 | 26 | 550 | 473 |
| 4/7/2018 | 15 | 0 | 0 | 0 | - | 85 | 31 | 302 | 433 | | | 15 | | 418 | |
| 4/8/2018 | 15 | 0 | 0 | 0 | - | 85 | 31 | 302 | 433 | | | 15 | | 418 | |
| 4/9/2018 | 52 | 0 | 0 | 0 | - | 164 | 57 | 0 | 273 | | | 52 | | 221 | |
| 4/10/2018 | 52 | 0 | 0 | 0 | - | 144 | 47 | 0 | 243 | | | 52 | | 191 | |
| 4/11/2018 | 66 | 0 | 0 | 0 | - | 114 | 44 | 3,465 | 3,689 | | | 66 | | 3,623 | |
| 4/12/2018 | 36 | 0 | 0 | 0 | - | 119 | 25 | 0 | 180 | | | 36 | | 144 | |
| 4/13/2018 | 52 | 0 | 0 | 0 | - | 196 | 63 | 265 | 576 | 5,827 | 832 | 52 | 41 | 524 | 791 |
| 4/14/2018 | 32 | 0 | 0 | 0 | - | 55 | 29 | 1,082 | 1,198 | | | 32 | | 1,166 | |
| 4/15/2018 | 32 | 0 | 0 | 0 | - | 55 | 29 | 1,082 | 1,198 | | | 32 | | 1,166 | |
| 4/16/2018 | 92 | 0 | 0 | 0 | - | 309 | 59 | 0 | 460 | | | 92 | | 368 | |
| 4/17/2018 | 0 | 0 | 0 | 0 | - | 0 | 0 | 631 | 631 | | | 0 | | 631 | |
| 4/18/2018 | 127 | 0 | 0 | 0 | - | 282 | 108 | 664 | 1,181 | | | 127 | | 1,054 | |
| 4/19/2018 | 21 | 0 | 0 | 0 | - | 0 | 10 | 0 | 31 | | | 21 | | 10 | |
| 4/20/2018 | 28 | 0 | 0 | 0 | - | 0 | 31 | 0 | 59 | 4,758 | 680 | 28 | 47 | 31 | 632 |
| 4/21/2018 | 30 | 0 | 0 | 0 | - | 0 | 45 | 1,887 | 1,962 | | | 30 | | 1,932 | |
| 4/22/2018 | 30 | 0 | 0 | 0 | - | 0 | 45 | 1,887 | 1,962 | | | 30 | | 1,932 | |
| 4/23/2018 | 23 | 0 | 0 | 0 | - | 0 | 30 | 613 | 666 | | | 23 | | 643 | |
| 4/24/2018 | 75 | 0 | 0 | 0 | - | 0 | 83 | 647 | 805 | | | 75 | | 730 | |
| 4/25/2018 | 45 | 0 | 0 | 0 | - | 0 | 47 | 2,000 | 2,092 | | | 45 | | 2,047 | |
| 4/26/2018 | 7 | 820 | 0 | 0 | - | 0 | 11 | 233 | 1,071 | | | 827 | | 244 | |
| 4/27/2018 | 19 | 162 | 0 | 0 | - | 0 | 26 | 622 | 829 | 9,387 | 1,341 | 181 | 173 | 648 | 1,168 |
| 4/28/2018 | 26 | 302 | 0 | 0 | - | 0 | 30 | 1,189 | 1,547 | | | 328 | | 1,219 | |
| 4/29/2018 | 26 | 302 | 0 | 0 | - | 0 | 30 | 1,189 | 1,547 | | | 328 | | 1,219 | |
| 4/30/2018 | 22 | 58 | 0 | 0 | - | 0 | 58 | 637 | 775 | | | 80 | | 695 | |
| 5/1/2018 | 18 | 48 | 0 | 0 | - | 0 | 44 | 386 | 496 | | | 66 | | 430 | |
| 5/2/2018 | 40 | 72 | 0 | 0 | - | 0 | 51 | 662 | 825 | | | 112 | | 713 | |
| 5/3/2018 | 12 | 33 | 0 | 0 | - | 0 | 39 | 273 | 357 | | | 45 | | 312 | |
| 5/4/2018 | 24 | 48 | 0 | 0 | - | 0 | 22 | 350 | 444 | 5,991 | 856 | 72 | 147 | 372 | 709 |
| 5/5/2018 | 0 | 0 | 0 | 0 | - | 0 | 0 | 0 | 0 | | | 0 | | 0 | |
| 5/6/2018 | 0 | 0 | 0 | 0 | - | 0 | 0 | 0 | 0 | | | 0 | | 0 | |
| 5/7/2018 | 0 | 0 | 0 | 0 | - | 0 | 0 | 0 | 0 | | | 0 | | 0 | |
| 5/8/2018 | 57 | 77 | 0 | 0 | - | 0 | 114 | 203 | 451 | | | 134 | | 317 | |
| 5/9/2018 | 20 | 70 | 0 | 0 | - | 0 | 50 | 323 | 463 | | | 90 | | 373 | |
| 5/10/2018 | 34 | 96 | 0 | 0 | - | 0 | 59 | 0 | 189 | | | 130 | | 59 | |
| 5/11/2018 | 86 | 163 | 0 | 0 | - | 0 | 62 | 0 | 311 | 1,414 | 202 | 249 | 86 | 62 | 116 |
| 5/12/2018 | 90 | 171 | 0 | 0 | - | 0 | 59 | 356 | 676 | | | 261 | | 415 | |
| 5/13/2018 | 90 | 171 | 0 | 0 | - | 0 | 59 | 356 | 676 | | | 261 | | 415 | |
| 5/14/2018 | 85 | 3,405 | 0 | 0 | - | 0 | 57 | 6 | 3,553 | | | 3,490 | | 63 | |
| 5/15/2018 | 47 | 4,911 | 0 | 0 | - | 0 | 53 | 243 | 5,254 | | | 4,958 | | 296 | |
| 5/16/2018 | 97 | 3,054 | 0 | 0 | - | 0 | 62 | 384 | 3,597 | | | 3,151 | | 446 | |
| 5/17/2018 | 92 | 170 | 0 | 0 | - | 0 | 54 | 0 | 316 | | | 262 | | 54 | |
| 5/18/2018 | 100 | 123 | 0 | 0 | - | 0 | 58 | 0 | 281 | 14,353 | 2,050 | 223 | 1,801 | 58 | 250 |
| 5/19/2018 | 874 | 2 | 0 | 0 | - | 0 | 43 | 391 | 1,310 | | | 876 | | 434 | |
| 5/20/2018 | 874 | 2 | 0 | 0 | - | 0 | 43 | 391 | 1,310 | | | 876 | | 434 | |
| 5/21/2018 | 86 | 1 | 0 | 0 | - | 0 | 56 | 1,051 | 1,194 | | | 87 | | 1,107 | |
| 5/22/2018 | 107 | 0 | 0 | 0 | - | 0 | 79 | 2,144 | 2,330 | | | 107 | | 2,223 | |
| 5/23/2018 | 93 | 1,766 | 0 | 0 | - | 0 | 49 | 1,445 | 3,353 | | | 1,859 | | 1,494 | |
| 5/24/2018 | 68 | 31 | 0 | 0 | - | 0 | 1 | 0 | 100 | | | 99 | | 1 | |

Appendix A - Pumping Data
Extraction Wells and Condensate Traps
Liquid Assessment Monitoring
Southeast County Landfill

| | Condensate Traps | | | LFG Extraction Wells | | | | | | WEEKLY | | CTs | | EWs | |
|---|---|---|---|---|---|---|---|---|---|---|---|---|---|---|---|
| DATE | CT-1 (gal) | CT-2 (gal) | CT-3 (gal) | EW-38 (gal) | HC-17 (gal) | EW-44 (gal) | EW-48 (gal) | EW-66 (gal) | All (gpd) | TOTAL (gal) | Daily Avg (gpd) | Total (gal) | Daily Avg (gpd) | Total (gal) | Daily Avg (gpd) |
| 5/25/2018 | 94 | 341 | 0 | 0 | - | 0 | 0 | 0 | 435 | 10,032 | 1,433 | 435 | 620 | 0 | 813 |
| 5/26/2018 | 176 | 323 | 0 | 0 | - | 0 | 0 | 0 | 499 | | | 499 | | 0 | |
| 5/27/2018 | 176 | 323 | 0 | 0 | - | 0 | 0 | 0 | 499 | | | 499 | | 0 | |
| 5/28/2018 | 97 | 334 | 0 | 0 | - | 0 | 0 | 0 | 431 | | | 431 | | 0 | |
| 5/29/2018 | 214 | 885 | 0 | 0 | - | 0 | 0 | 3,974 | 5,073 | | | 1,099 | | 3,974 | |
| 5/30/2018 | 4,161 | 1,176 | 0 | 0 | - | 0 | 0 | 0 | 5,337 | | | 5,337 | | 0 | |
| 5/31/2018 | 930 | 230 | 0 | 0 | - | 0 | 0 | 3,912 | 5,072 | | | 1,160 | | 3,912 | |
| 6/1/2018 | 126 | 178 | 0 | 0 | - | 0 | 0 | 2,000 | 2,304 | 19,215 | 2,745 | 304 | 1,333 | 2,000 | 1,412 |
| 6/2/2018 | 95 | 200 | 0 | 0 | - | 0 | 0 | 1,662 | 1,957 | | | 295 | | 1,662 | |
| 6/3/2018 | 95 | 200 | 0 | 0 | - | 0 | 0 | 1,662 | 1,957 | | | 295 | | 1,662 | |
| 6/4/2018 | 108 | 179 | 0 | 0 | - | 0 | 0 | 0 | 287 | | | 287 | | 0 | |
| 6/5/2018 | 95 | 186 | 0 | 0 | - | 0 | 0 | 453 | 734 | | | 281 | | 453 | |
| 6/6/2018 | 103 | 210 | 0 | 0 | - | 0 | 0 | 1 | 314 | | | 313 | | 1 | |
| 6/7/2018 | 80 | 158 | 0 | 0 | - | 0 | 0 | 1,253 | 1,491 | | | 238 | | 1,253 | |
| 6/8/2018 | 89 | 180 | 0 | 0 | - | 0 | 0 | 3,235 | 3,504 | 10,244 | 1,463 | 269 | 283 | 3,235 | 1,181 |
| 6/9/2018 | 17 | 193 | 0 | 0 | - | 0 | 0 | 3,478 | 3,688 | | | 210 | | 3,478 | |
| 6/10/2018 | 17 | 193 | 0 | 0 | - | 0 | 0 | 3,478 | 3,688 | | | 210 | | 3,478 | |
| 6/11/2018 | 160 | 237 | 0 | 0 | - | 0 | 0 | 4,696 | 5,093 | | | 397 | | 4,696 | |
| 6/12/2018 | 172 | 143 | 0 | 0 | - | 0 | 0 | 0 | 315 | | | 315 | | 0 | |
| 6/13/2018 | 95 | 65 | 0 | 0 | - | 0 | 0 | 3,522 | 3,682 | | | 160 | | 3,522 | |
| 6/14/2018 | 86 | 0 | 0 | 0 | - | 0 | 0 | 1 | 87 | | | 86 | | 1 | |
| 6/15/2018 | 83 | 0 | 0 | 0 | - | 0 | 0 | 0 | 83 | 16,636 | 2,377 | 83 | 209 | 0 | 2,168 |
| 6/16/2018 | 90 | 0 | 0 | 0 | - | 0 | 0 | 1 | 91 | | | 90 | | 1 | |
| 6/17/2018 | 90 | 0 | 0 | 0 | - | 0 | 0 | 1 | 91 | | | 90 | | 1 | |
| 6/18/2018 | 85 | 0 | 0 | 0 | - | 0 | 0 | 1,117 | 1,202 | | | 85 | | 1,117 | |
| 6/19/2018 | 85 | 0 | 0 | 0 | - | 0 | 0 | 1 | 86 | | | 85 | | 1 | |
| 6/20/2018 | 0 | 0 | 0 | 0 | - | 0 | 0 | 0 | 0 | | | 0 | | 0 | |
| 6/21/2018 | 192 | 0 | 0 | 0 | - | 0 | 0 | 2,107 | 2,299 | | | 192 | | 2,107 | |
| 6/22/2018 | 75 | 0 | 0 | 0 | - | 0 | 0 | 3,457 | 3,532 | 7,301 | 1,043 | 75 | 88 | 3,457 | 955 |
| 6/23/2018 | 55 | 0 | 0 | 0 | - | 0 | 0 | 499 | 554 | | | 55 | | 499 | |
| 6/24/2018 | 55 | 0 | 0 | 0 | - | 0 | 0 | 499 | 554 | | | 55 | | 499 | |
| 6/25/2018 | 118 | 0 | 0 | 0 | - | 0 | 0 | 2,141 | 2,259 | | | 118 | | 2,141 | |
| 6/26/2018 | 347 | 0 | 0 | 0 | - | 0 | 0 | 3,796 | 4,143 | | | 347 | | 3,796 | |
| 6/27/2018 | 456 | 0 | 0 | 0 | - | 0 | 0 | 4,179 | 4,635 | | | 456 | | 4,179 | |
| 6/28/2018 | 65 | 0 | 0 | 0 | - | 0 | 0 | 2,657 | 2,722 | | | 65 | | 2,657 | |
| 6/29/2018 | 117 | 0 | 0 | 0 | - | 0 | 0 | 3,156 | 3,273 | 18,140 | 2,591 | 117 | 173 | 3,156 | 2,418 |
| 6/30/2018 | 464 | 0 | 0 | 0 | - | 0 | 0 | 3,647 | 4,111 | | | 464 | | 3,647 | |
| 7/1/2018 | 464 | 0 | 0 | 0 | - | 0 | 0 | 3,646 | 4,110 | | | 464 | | 3,646 | |
| 7/2/2018 | 931 | 0 | 0 | 0 | - | 0 | 0 | 2,559 | 3,490 | | | 931 | | 2,559 | |
| 7/3/2018 | 402 | 0 | 0 | 0 | - | 0 | 0 | 0 | 402 | | | 402 | | 0 | |
| 7/4/2018 | 402 | 0 | 0 | 0 | - | 0 | 0 | 0 | 402 | | | 402 | | 0 | |
| 7/5/2018 | 85 | 0 | 0 | 0 | - | 0 | 0 | 0 | 85 | | | 85 | | 0 | |
| 7/6/2018 | 119 | 4,863 | 0 | 0 | - | 0 | 0 | 0 | 4,982 | 17,582 | 2,512 | 4,982 | 1,104 | 0 | 1,407 |
| 7/7/2018 | 75 | 150 | 0 | 0 | - | 500 | 0 | 0 | 725 | | | 225 | | 500 | |
| 7/8/2018 | 75 | 150 | 0 | 0 | - | 500 | 0 | 0 | 725 | | | 225 | | 500 | |
| 7/9/2018 | 125 | 225 | 0 | 0 | - | 750 | 0 | 0 | 1,100 | | | 350 | | 750 | |
| 7/10/2018 | 150 | 250 | 0 | 0 | - | 412 | 0 | 0 | 812 | | | 400 | | 412 | |
| 7/11/2018 | 134 | 130 | 0 | 0 | - | 250 | 0 | 0 | 514 | | | 264 | | 250 | |
| 7/12/2018 | 66 | 131 | 0 | 0 | - | 0 | 0 | 0 | 197 | | | 197 | | 0 | |
| 7/13/2018 | 73 | 158 | 0 | 0 | - | 589 | 0 | 0 | 820 | 4,893 | 699 | 231 | 270 | 589 | 429 |
| 7/14/2018 | 85 | 201 | 0 | 0 | - | 397 | 0 | 0 | 683 | | | 286 | | 397 | |
| 7/15/2018 | 85 | 201 | 0 | 0 | - | 397 | 0 | 0 | 683 | | | 286 | | 397 | |
| 7/16/2018 | 43 | 112 | 0 | 0 | - | 227 | 0 | 1,113 | 1,495 | | | 155 | | 1,340 | |
| 7/17/2018 | 63 | 163 | 0 | 0 | - | 341 | 0 | 1,834 | 2,401 | | | 226 | | 2,175 | |
| 7/18/2018 | 76 | 0 | 0 | 0 | - | 455 | 0 | 1 | 532 | | | 76 | | 456 | |
| 7/19/2018 | 27 | 0 | 0 | 0 | - | 235 | 0 | 885 | 1,147 | | | 27 | | 1,120 | |
| 7/20/2018 | 52 | 734 | 0 | 0 | - | 358 | 0 | 1,439 | 2,583 | 9,524 | 1,361 | 786 | 263 | 1,797 | 1,097 |
| 7/21/2018 | 599 | 660 | 0 | 0 | - | 424 | 0 | 1,144 | 2,827 | | | 1,259 | | 1,568 | |
| 7/22/2018 | 599 | 660 | 0 | 0 | - | 424 | 0 | 1,144 | 2,827 | | | 1,259 | | 1,568 | |
| 7/23/2018 | 764 | 279 | 0 | 0 | - | 215 | 0 | 2,533 | 3,791 | | | 1,043 | | 2,748 | |
| 7/24/2018 | 300 | 285 | 0 | 0 | - | 315 | 0 | 1,237 | 2,137 | | | 585 | | 1,552 | |
| 7/25/2018 | 244 | 393 | 0 | 0 | - | 352 | 0 | 1,000 | 1,989 | | | 637 | | 1,352 | |
| 7/26/2018 | 1,103 | 409 | 0 | 0 | - | 340 | 0 | 1 | 1,853 | | | 1,512 | | 341 | |
| 7/27/2018 | 457 | 195 | 0 | 0 | - | 343 | 0 | 0 | 995 | 16,419 | 2,346 | 652 | 992 | 343 | 1,353 |
| 7/28/2018 | 0 | 334 | 0 | 0 | - | 359 | 0 | 0 | 693 | | | 334 | | 359 | |

Appendix A - Pumping Data
Extraction Wells and Condensate Traps
Liquid Assessment Monitoring
Southeast County Landfill

| | Condensate Traps | | | LFG Extraction Wells | | | | | | WEEKLY | | CTs | | EWs | |
|---|---|---|---|---|---|---|---|---|---|---|---|---|---|---|---|
| DATE | CT-1 (gal) | CT-2 (gal) | CT-3 (gal) | EW-38 (gal) | HC-17 (gal) | EW-44 (gal) | EW-48 (gal) | EW-66 (gal) | All (gpd) | TOTAL (gal) | Daily Avg (gpd) | Total (gal) | Daily Avg (gpd) | Total (gal) | Daily Avg (gpd) |
| 7/29/2018 | 10 | 334 | 0 | 0 | - | 359 | 0 | 0 | 703 | | | 344 | | 359 | |
| 7/30/2018 | 1,755 | 224 | 0 | 0 | - | 361 | 0 | 0 | 2,340 | | | 1,979 | | 361 | |
| 7/31/2018 | 319 | 0 | 0 | 0 | - | 432 | 0 | 1,340 | 2,091 | | | 319 | | 1,772 | |
| 8/1/2018 | 721 | 668 | 0 | 0 | - | 425 | 0 | 1,442 | 3,256 | | | 1,389 | | 1,867 | |
| 8/2/2018 | 872 | 0 | 0 | 0 | - | 331 | 0 | 985 | 2,188 | | | 872 | | 1,316 | |
| 8/3/2018 | 370 | 0 | 0 | 0 | - | 391 | 0 | 609 | 1,370 | 12,641 | 1,806 | 370 | 801 | 1,000 | 1,005 |
| 8/4/2018 | 221 | 334 | 0 | 0 | - | 537 | 0 | 1,337 | 2,429 | | | 555 | | 1,874 | |
| 8/5/2018 | 221 | 334 | 0 | 0 | - | 537 | 0 | 1,337 | 2,429 | | | 555 | | 1,874 | |
| 8/6/2018 | 142 | 334 | 0 | 0 | - | 422 | 0 | 0 | 898 | | | 476 | | 422 | |
| 8/7/2018 | 125 | 0 | 0 | 0 | - | 424 | 0 | 1,657 | 2,206 | | | 125 | | 2,081 | |
| 8/8/2018 | 194 | 0 | 0 | 0 | - | 692 | 0 | 1,510 | 2,396 | | | 194 | | 2,202 | |
| 8/9/2018 | 100 | 391 | 0 | 0 | - | 374 | 0 | 0 | 865 | | | 491 | | 374 | |
| 8/10/2018 | 140 | 13 | 0 | 0 | - | 564 | 0 | 0 | 717 | 11,940 | 1,706 | 153 | 364 | 564 | 1,342 |
| 8/11/2018 | 665 | 1 | 0 | 0 | - | 670 | 529 | 0 | 1,865 | | | 666 | | 1,199 | |
| 8/12/2018 | 665 | 1 | 0 | 0 | - | 670 | 529 | 0 | 1,865 | | | 666 | | 1,199 | |
| 8/13/2018 | 141 | 2 | 0 | 0 | - | 444 | 488 | 1,021 | 2,096 | | | 143 | | 1,953 | |
| 8/14/2018 | 128 | 0 | 0 | 0 | - | 554 | 432 | 0 | 1,114 | | | 128 | | 986 | |
| 8/15/2018 | 129 | 1 | 0 | 0 | - | 610 | 485 | 0 | 1,225 | | | 130 | | 1,095 | |
| 8/16/2018 | 127 | 3 | 0 | 0 | - | 627 | 480 | 0 | 1,237 | | | 130 | | 1,107 | |
| 8/17/2018 | 124 | 4 | 0 | 0 | - | 1,876 | 476 | 0 | 2,480 | 11,882 | 1,697 | 128 | 284 | 2,352 | 1,413 |
| 8/18/2018 | 145 | 2 | 0 | 0 | - | 117 | 545 | 0 | 809 | | | 147 | | 662 | |
| 8/19/2018 | 145 | 2 | 0 | 0 | - | 117 | 545 | 0 | 809 | | | 147 | | 662 | |
| 8/20/2018 | 140 | 1 | 0 | 0 | - | 529 | 488 | 985 | 2,143 | | | 141 | | 2,002 | |
| 8/21/2018 | 266 | 2 | 0 | 0 | - | 693 | 347 | 1,302 | 2,610 | | | 268 | | 2,342 | |
| 8/22/2018 | 402 | 0 | 0 | 0 | - | 843 | 577 | 0 | 1,822 | | | 402 | | 1,420 | |
| 8/23/2018 | 111 | 2 | 0 | 0 | - | 485 | 327 | 1,172 | 2,097 | | | 113 | | 1,984 | |
| 8/24/2018 | 204 | 0 | 0 | 0 | - | 704 | 457 | 1,165 | 2,530 | 12,820 | 1,831 | 204 | 203 | 2,326 | 1,628 |
| 8/25/2018 | 372 | 1 | 0 | 0 | - | 601 | 427 | 641 | 2,042 | | | 373 | | 1,669 | |
| 8/26/2018 | 372 | 0 | 0 | 0 | - | 601 | 427 | 641 | 2,041 | | | 372 | | 1,669 | |
| 8/27/2018 | 1,040 | 0 | 0 | 0 | - | 0 | 434 | 0 | 1,474 | | | 1,040 | | 434 | |
| 8/28/2018 | 393 | 0 | 0 | 0 | - | 0 | 371 | 682 | 1,446 | | | 393 | | 1,053 | |
| 8/29/2018 | 1,529 | 0 | 0 | 0 | - | 0 | 422 | 1 | 1,952 | | | 1,529 | | 423 | |
| 8/30/2018 | 1,448 | 0 | 0 | 0 | - | 0 | 379 | 541 | 2,368 | | | 1,448 | | 920 | |
| 8/31/2018 | 365 | 0 | 0 | 0 | - | 0 | 417 | 383 | 1,165 | 12,488 | 1,784 | 365 | 789 | 800 | 995 |
| 9/1/2018 | 426 | 0 | 0 | 0 | - | 855 | 494 | 562 | 2,337 | | | 426 | | 1,911 | |
| 9/2/2018 | 426 | 0 | 0 | 0 | - | 855 | 494 | 562 | 2,337 | | | 426 | | 1,911 | |
| 9/3/2018 | 426 | 0 | 0 | 0 | - | 855 | 494 | 562 | 2,337 | | | 426 | | 1,911 | |
| 9/4/2018 | 416 | 0 | 0 | 0 | - | 1,282 | 438 | 562 | 2,698 | | | 416 | | 2,282 | |
| 9/5/2018 | 801 | 0 | 0 | 0 | - | 2,157 | 786 | 562 | 4,306 | | | 801 | | 3,505 | |
| 9/6/2018 | 0 | 0 | 0 | 0 | - | 0 | 0 | 562 | 562 | | | 0 | | 562 | |
| 9/7/2018 | 513 | 0 | 0 | 0 | - | 1,125 | 459 | 562 | 2,659 | 17,236 | 2,462 | 513 | 430 | 2,146 | 2,033 |
| 9/8/2018 | 385 | 0 | 0 | 0 | - | 1,014 | 456 | 562 | 2,417 | | | 385 | | 2,032 | |
| 9/9/2018 | 385 | 0 | 0 | 0 | - | 1,014 | 456 | 562 | 2,417 | | | 385 | | 2,032 | |
| 9/10/2018 | 297 | 1 | 0 | 0 | - | 972 | 425 | 562 | 2,257 | | | 298 | | 1,959 | |
| 9/11/2018 | 119 | 0 | 0 | 0 | - | 1,317 | 572 | 562 | 2,570 | | | 119 | | 2,451 | |
| 9/12/2018 | 398 | 0 | 0 | 0 | - | 782 | 315 | 562 | 2,057 | | | 398 | | 1,659 | |
| 9/13/2018 | 1,737 | 0 | 0 | 0 | - | 738 | 355 | 562 | 3,392 | | | 1,737 | | 1,655 | |
| 9/14/2018 | 463 | 0 | 0 | 0 | - | 852 | 460 | 562 | 2,337 | 17,447 | 2,492 | 463 | 541 | 1,874 | 1,952 |
| 9/15/2018 | 555 | 0 | 0 | 0 | - | 955 | 517 | 562 | 2,589 | | | 555 | | 2,034 | |
| 9/16/2018 | 555 | 0 | 0 | 0 | - | 955 | 517 | 562 | 2,589 | | | 555 | | 2,034 | |
| 9/17/2018 | 345 | 0 | 0 | 0 | - | 576 | 321 | 562 | 1,804 | | | 345 | | 1,459 | |
| 9/18/2018 | 569 | 2,069 | 0 | 0 | - | 929 | 517 | 562 | 4,646 | | | 2,638 | | 2,008 | |
| 9/19/2018 | 277 | 0 | 0 | 0 | - | 492 | 268 | 562 | 1,599 | | | 277 | | 1,322 | |
| 9/20/2018 | 523 | 0 | 0 | 0 | - | 708 | 395 | 562 | 2,188 | | | 523 | | 1,665 | |
| 9/21/2018 | 475 | 0 | 0 | 0 | - | 745 | 410 | 562 | 2,192 | 17,607 | 2,515 | 475 | 767 | 1,717 | 1,748 |
| 9/22/2018 | 610 | 0 | 0 | 0 | - | 872 | 485 | 562 | 2,529 | | | 610 | | 1,919 | |
| 9/23/2018 | 610 | 0 | 0 | 0 | - | 872 | 485 | 562 | 2,529 | | | 610 | | 1,919 | |
| 9/24/2018 | 305 | 0 | 0 | 0 | - | 468 | 251 | 562 | 1,586 | | | 305 | | 1,281 | |
| 9/25/2018 | 307 | 1 | 0 | 0 | - | 814 | 315 | 562 | 1,999 | | | 308 | | 1,691 | |
| 9/26/2018 | 771 | 0 | 0 | 0 | - | 830 | 520 | 562 | 2,683 | | | 771 | | 1,912 | |
| 9/27/2018 | 347 | 0 | 0 | 0 | - | 525 | 255 | 562 | 1,689 | | | 347 | | 1,342 | |
| 9/28/2018 | 477 | 0 | 0 | 0 | - | 674 | 349 | 562 | 2,062 | 15,077 | 2,154 | 477 | 490 | 1,585 | 1,664 |
| 9/29/2018 | 848 | 0 | 0 | 0 | - | 1,110 | 551 | 562 | 3,071 | | | 848 | | 2,223 | |
| 9/30/2018 | 848 | 0 | 0 | 0 | - | 1,110 | 551 | 562 | 3,071 | | | 848 | | 2,223 | |
| 10/1/2018 | 425 | 0 | 0 | 0 | - | 350 | 281 | 1 | 1,057 | | | 425 | | 632 | |

Appendix A - Pumping Data
Extraction Wells and Condensate Traps
Liquid Assessment Monitoring
Southeast County Landfill

| | Condensate Traps | | | LFG Extraction Wells | | | | | | WEEKLY | | CTs | | EWs | |
|---|---|---|---|---|---|---|---|---|---|---|---|---|---|---|---|
| DATE | CT-1 (gal) | CT-2 (gal) | CT-3 (gal) | EW-38 (gal) | HC-17 (gal) | EW-44 (gal) | EW-48 (gal) | EW-66 (gal) | All (gpd) | TOTAL (gal) | Daily Avg (gpd) | Total (gal) | Daily Avg (gpd) | Total (gal) | Daily Avg (gpd) |
| 10/2/2018 | 375 | 0 | 0 | 0 | - | 450 | 225 | 0 | 1,050 | | | 375 | | 675 | |
| 10/3/2018 | 349 | 0 | 0 | 0 | - | 551 | 127 | 200 | 1,227 | | | 349 | | 878 | |
| 10/4/2018 | 448 | 1 | 0 | 0 | - | 520 | 231 | 191 | 1,391 | | | 449 | | 942 | |
| 10/5/2018 | 609 | 0 | 0 | 0 | - | 680 | 310 | 356 | 1,955 | 12,822 | 1,832 | 609 | 558 | 1,346 | 1,274 |
| 10/6/2018 | 693 | 0 | 0 | 0 | - | 727 | 358 | 206 | 1,984 | | | 693 | | 1,291 | |
| 10/7/2018 | 693 | 0 | 0 | 0 | - | 727 | 358 | 206 | 1,984 | | | 693 | | 1,291 | |
| 10/8/2018 | 3 | 0 | 0 | 0 | - | 788 | 273 | 0 | 1,064 | | | 3 | | 1,061 | |
| 10/9/2018 | 406 | 0 | 0 | 0 | - | 729 | 334 | 166 | 1,635 | | | 406 | | 1,229 | |
| 10/10/2018 | 388 | 0 | 0 | 0 | - | 571 | 307 | 336 | 1,602 | | | 388 | | 1,214 | |
| 10/11/2018 | 79 | 0 | 0 | 0 | - | 412 | 176 | 0 | 667 | | | 79 | | 588 | |
| 10/12/2018 | 400 | 0 | 0 | 0 | - | 634 | 250 | 0 | 1,284 | 10,220 | 1,460 | 400 | 380 | 884 | 1,080 |
| 10/13/2018 | 228 | 0 | 0 | 0 | - | 516 | 320 | 0 | 1,064 | | | 228 | | 836 | |
| 10/14/2018 | 228 | 0 | 0 | 0 | - | 516 | 320 | 0 | 1,064 | | | 228 | | 836 | |
| 10/15/2018 | 200 | 0 | 0 | 0 | - | 773 | 239 | 0 | 1,212 | | | 200 | | 1,012 | |
| 10/16/2018 | 300 | 0 | 0 | 0 | - | 605 | 164 | 0 | 1,069 | | | 300 | | 769 | |
| 10/17/2018 | 935 | 0 | 0 | 0 | - | 736 | 327 | 525 | 2,523 | | | 935 | | 1,588 | |
| 10/18/2018 | 416 | 0 | 0 | 0 | - | 367 | 141 | 0 | 924 | | | 416 | | 508 | |
| 10/19/2018 | 404 | 0 | 0 | 0 | - | 585 | 240 | 0 | 1,229 | 9,085 | 1,298 | 404 | 387 | 825 | 911 |
| 10/20/2018 | 603 | 0 | 0 | 0 | - | 491 | 200 | 0 | 1,294 | | | 603 | | 691 | |
| 10/21/2018 | 603 | 0 | 0 | 0 | - | 491 | 200 | 0 | 1,294 | | | 603 | | 691 | |
| 10/22/2018 | 524 | 0 | 0 | 0 | - | 771 | 270 | 0 | 1,565 | | | 524 | | 1,041 | |
| 10/23/2018 | 760 | 0 | 0 | 0 | - | 654 | 229 | 415 | 2,058 | | | 760 | | 1,298 | |
| 10/24/2018 | 775 | 0 | 0 | 0 | - | 638 | 225 | 288 | 1,926 | | | 775 | | 1,151 | |
| 10/25/2018 | 0 | 2 | 0 | 0 | - | 578 | 205 | 0 | 785 | | | 2 | | 783 | |
| 10/26/2018 | 161 | 0 | 0 | 0 | - | 593 | 201 | 0 | 955 | 9,877 | 1,411 | 161 | 490 | 794 | 921 |
| 10/27/2018 | 740 | 0 | 0 | 0 | - | 522 | 158 | 0 | 1,420 | | | 740 | | 680 | |
| 10/28/2018 | 740 | 0 | 0 | 0 | - | 522 | 158 | 0 | 1,420 | | | 740 | | 680 | |
| 10/29/2018 | 979 | 2 | 0 | 0 | - | 601 | 269 | 460 | 2,311 | | | 981 | | 1,330 | |
| 10/30/2018 | 939 | 0 | 0 | 0 | - | 468 | 135 | 0 | 1,542 | | | 939 | | 603 | |
| 10/31/2018 | 617 | 0 | 0 | 0 | - | 797 | 186 | 0 | 1,600 | | | 617 | | 983 | |
| 11/1/2018 | 807 | 0 | 0 | 0 | - | 772 | 169 | 0 | 1,748 | | | 807 | | 941 | |
| 11/2/2018 | 906 | 0 | 0 | 0 | - | 707 | 163 | 0 | 1,776 | 11,817 | 1,688 | 906 | 819 | 870 | 870 |
| 11/3/2018 | 910 | 0 | 0 | 0 | - | 546 | 209 | 0 | 1,665 | | | 910 | | 755 | |
| 11/4/2018 | 910 | 1 | 0 | 0 | - | 546 | 209 | 0 | 1,666 | | | 911 | | 755 | |
| 11/5/2018 | 1,146 | 0 | 0 | 0 | - | 606 | 326 | 511 | 2,589 | | | 1,146 | | 1,443 | |
| 11/6/2018 | 629 | 0 | 0 | 0 | - | 458 | 163 | 0 | 1,250 | | | 629 | | 621 | |
| 11/7/2018 | 941 | 0 | 0 | 0 | - | 149 | 230 | 4 | 1,324 | | | 941 | | 383 | |
| 11/8/2018 | 855 | 0 | 0 | 0 | - | 628 | 235 | 0 | 1,718 | | | 855 | | 863 | |
| 11/9/2018 | 932 | 0 | 0 | 0 | - | 465 | 161 | 0 | 1,558 | 11,770 | 1,681 | 932 | 903 | 626 | 778 |
| 11/10/2018 | 890 | 0 | 0 | 0 | - | 442 | 200 | 0 | 1,532 | | | 890 | | 642 | |
| 11/11/2018 | 890 | 0 | 0 | 0 | - | 442 | 200 | 0 | 1,532 | | | 890 | | 642 | |
| 11/12/2018 | 1,204 | 0 | 0 | 0 | - | 552 | 256 | 0 | 2,012 | | | 1,204 | | 808 | |
| 11/13/2018 | 835 | 0 | 0 | 0 | - | 443 | 176 | 0 | 1,454 | | | 835 | | 619 | |
| 11/14/2018 | 860 | 0 | 0 | 0 | - | 419 | 178 | 551 | 2,008 | | | 860 | | 1,148 | |
| 11/15/2018 | 758 | 0 | 0 | 0 | - | 362 | 126 | 0 | 1,246 | | | 758 | | 488 | |
| 11/16/2018 | 841 | 2 | 0 | 0 | - | 423 | 152 | 0 | 1,418 | 11,202 | 1,600 | 843 | 897 | 575 | 703 |
| 11/17/2018 | 861 | 0 | 0 | 0 | - | 406 | 166 | 0 | 1,433 | | | 861 | | 572 | |
| 11/18/2018 | 861 | 0 | 0 | 0 | - | 406 | 166 | 0 | 1,433 | | | 861 | | 572 | |
| 11/19/2018 | 177 | 0 | 0 | 0 | - | 86 | 36 | 633 | 932 | | | 177 | | 755 | |
| 11/20/2018 | 1 | 0 | 0 | 0 | - | 2 | 0 | 1 | 4 | | | 1 | | 3 | |
| 11/21/2018 | 1,052 | 0 | 0 | 0 | - | 544 | 221 | 560 | 2,377 | | | 1,052 | | 1,325 | |
| 11/22/2018 | 1,052 | 0 | 0 | 0 | - | 544 | 221 | 560 | 2,377 | | | 1,052 | | 1,325 | |
| 11/23/2018 | 972 | 0 | 0 | 0 | - | 395 | 164 | 331 | 1,862 | 10,418 | 1,488 | 972 | 711 | 890 | 777 |
| 11/24/2018 | 1,250 | 2 | 0 | 0 | - | 480 | 197 | 507 | 2,436 | | | 1,252 | | 1,184 | |
| 11/25/2018 | 1,250 | 2 | 0 | 0 | - | 480 | 197 | 507 | 2,436 | | | 1,252 | | 1,184 | |
| 11/26/2018 | 248 | 0 | 0 | 0 | - | 93 | 7 | 0 | 348 | | | 248 | | 100 | |
| 11/27/2018 | 789 | 0 | 0 | 0 | - | 490 | 149 | 0 | 1,428 | | | 789 | | 639 | |
| 11/28/2018 | 1 | 0 | 0 | 0 | - | 411 | 175 | 182 | 769 | | | 1 | | 768 | |
| 11/29/2018 | 0 | 1 | 0 | 0 | - | 273 | 102 | 0 | 376 | | | 1 | | 375 | |
| 11/30/2018 | 1 | 910 | 0 | 0 | - | 371 | 152 | 2 | 1,436 | 9,229 | 1,318 | 911 | 636 | 525 | 682 |
| 12/1/2018 | 0 | 17 | 0 | 0 | - | 427 | 192 | 0 | 636 | | | 17 | | 619 | |
| 12/2/2018 | 0 | 17 | 0 | 0 | - | 427 | 192 | 0 | 636 | | | 17 | | 619 | |
| 12/3/2018 | 0 | 3,867 | 0 | 0 | - | 166 | 0 | 0 | 4,033 | | | 3,867 | | 166 | |
| 12/4/2018 | 0 | 98 | 0 | 1 | - | 427 | 77 | 0 | 603 | | | 98 | | 505 | |
| 12/5/2018 | 0 | 115 | 0 | 0 | - | 361 | 160 | 0 | 636 | | | 115 | | 521 | |

Appendix A - Pumping Data
Extraction Wells and Condensate Traps
Liquid Assessment Monitoring
Southeast County Landfill

| | Condensate Traps | | | LFG Extraction Wells | | | | | | WEEKLY | | CTs | | EWs | |
|---|---|---|---|---|---|---|---|---|---|---|---|---|---|---|---|
| DATE | CT-1 (gal) | CT-2 (gal) | CT-3 (gal) | EW-38 (gal) | HC-17 (gal) | EW-44 (gal) | EW-48 (gal) | EW-66 (gal) | All (gpd) | TOTAL (gal) | Daily Avg (gpd) | Total (gal) | Daily Avg (gpd) | Total (gal) | Daily Avg (gpd) |
| 12/6/2018 | 1,238 | 143 | 0 | 0 | - | 338 | 101 | 0 | 1,820 | | | 1,381 | | 439 | |
| 12/7/2018 | 793 | 113 | 0 | 0 | - | 304 | 76 | 0 | 1,286 | 9,650 | 1,379 | 906 | 914 | 380 | 464 |
| 12/8/2018 | 1,190 | 232 | 0 | 0 | - | 462 | 102 | 0 | 1,986 | | | 1,422 | | 564 | |
| 12/9/2018 | 1,190 | 232 | 0 | 0 | - | 462 | 102 | 0 | 1,986 | | | 1,422 | | 564 | |
| 12/10/2018 | 974 | 109 | 0 | 0 | - | 444 | 140 | 0 | 1,667 | | | 1,083 | | 584 | |
| 12/11/2018 | 920 | 117 | 0 | 0 | - | 363 | 121 | 1 | 1,522 | | | 1,037 | | 485 | |
| 12/12/2018 | 823 | 127 | 0 | 0 | - | 304 | 100 | 1 | 1,355 | | | 950 | | 405 | |
| 12/13/2018 | 1,026 | 200 | 0 | 0 | - | 400 | 125 | 1 | 1,752 | | | 1,226 | | 526 | |
| 12/14/2018 | 912 | 938 | 0 | 0 | - | 373 | 89 | 3 | 2,315 | 12,583 | 1,798 | 1,850 | 1,284 | 465 | 513 |
| 12/15/2018 | 856 | 193 | 0 | 0 | - | 325 | 94 | 1 | 1,469 | | | 1,049 | | 420 | |
| 12/16/2018 | 856 | 193 | 0 | 0 | - | 325 | 94 | 1 | 1,469 | | | 1,049 | | 420 | |
| 12/17/2018 | 821 | 133 | 0 | 0 | - | 339 | 104 | 1 | 1,398 | | | 954 | | 444 | |
| 12/18/2018 | 749 | 143 | 0 | 0 | - | 308 | 80 | 1 | 1,281 | | | 892 | | 389 | |
| 12/19/2018 | 826 | 3,296 | 0 | 0 | - | 331 | 100 | 2 | 4,555 | | | 4,122 | | 433 | |
| 12/20/2018 | 2,196 | 204 | 0 | 0 | - | 336 | 66 | 1 | 2,803 | | | 2,400 | | 403 | |
| 12/21/2018 | 905 | 181 | 0 | 0 | - | 332 | 83 | 0 | 1,501 | 14,476 | 2,068 | 1,086 | 1,650 | 415 | 418 |
| 12/22/2018 | 746 | 175 | 0 | 0 | - | 317 | 83 | 0 | 1,321 | | | 921 | | 400 | |
| 12/23/2018 | 746 | 175 | 0 | 0 | - | 317 | 83 | 0 | 1,321 | | | 921 | | 400 | |
| 12/24/2018 | 746 | 175 | 0 | 0 | - | 317 | 83 | 0 | 1,321 | | | 921 | | 400 | |
| 12/25/2018 | 746 | 175 | 0 | 0 | - | 317 | 83 | 2 | 1,323 | | | 921 | | 402 | |
| 12/26/2018 | 792 | 171 | 0 | 0 | - | 381 | 86 | 1 | 1,431 | | | 963 | | 468 | |
| 12/27/2018 | 785 | 162 | 0 | 0 | - | 307 | 78 | 1 | 1,333 | | | 947 | | 386 | |
| 12/28/2018 | 806 | 155 | 0 | 0 | - | 338 | 72 | 0 | 1,371 | 9,421 | 1,346 | 961 | 936 | 410 | 409 |
| 12/29/2018 | 814 | 163 | 0 | 0 | - | 339 | 77 | 2 | 1,395 | | | 977 | | 418 | |
| 12/30/2018 | 814 | 163 | 0 | 0 | - | 339 | 152 | 2 | 1,470 | | | 977 | | 493 | |
| 12/31/2018 | 814 | 157 | 0 | 0 | - | 350 | 154 | 0 | 1,475 | | | 971 | | 504 | |
| 1/1/2019 | 814 | 157 | 0 | 0 | - | 350 | 77 | 0 | 1,398 | | | 971 | | 427 | |
| 1/2/2019 | 731 | 146 | 0 | 0 | - | 329 | 71 | 0 | 1,277 | | | 877 | | 400 | |
| 1/3/2019 | 853 | 168 | 0 | 0 | - | 367 | 83 | 1 | 1,472 | | | 1,021 | | 451 | |
| 1/4/2019 | 894 | 158 | 0 | 0 | - | 393 | 74 | 1 | 1,520 | 10,007 | 1,430 | 1,052 | 978 | 468 | 452 |
| 1/5/2019 | 825 | 167 | 0 | 0 | - | 343 | 3 | 1 | 1,339 | | | 992 | | 347 | |
| 1/6/2019 | 825 | 167 | 0 | 0 | - | 343 | 3 | 1 | 1,339 | | | 992 | | 347 | |
| 1/7/2019 | 765 | 173 | 0 | 0 | - | 352 | 0 | 0 | 1,290 | | | 938 | | 352 | |
| 1/8/2019 | 792 | 184 | 0 | 0 | - | 368 | 0 | 0 | 1,344 | | | 976 | | 368 | |
| 1/9/2019 | 832 | 175 | 0 | 0 | - | 379 | 101 | 1 | 1,488 | | | 1,007 | | 481 | |
| 1/10/2019 | 839 | 174 | 0 | 0 | - | 380 | 125 | 1 | 1,519 | | | 1,013 | | 506 | |
| 1/11/2019 | 774 | 171 | 0 | 0 | - | 368 | 98 | 0 | 1,411 | 9,730 | 1,390 | 945 | 980 | 466 | 410 |
| 1/12/2019 | 819 | 179 | 0 | 0 | - | 370 | 1 | 0 | 1,369 | | | 998 | | 371 | |
| 1/13/2019 | 819 | 179 | 0 | 0 | - | 370 | 1 | 0 | 1,369 | | | 998 | | 371 | |
| 1/14/2019 | 769 | 190 | 0 | 0 | - | 364 | 200 | 0 | 1,523 | | | 959 | | 564 | |
| 1/15/2019 | 688 | 172 | 0 | 0 | - | 364 | 187 | 0 | 1,411 | | | 860 | | 551 | |
| 1/16/2019 | 668 | 188 | 0 | 0 | - | 382 | 200 | 1 | 1,439 | | | 856 | | 583 | |
| 1/17/2019 | 571 | 165 | 0 | 0 | - | 373 | 8 | 0 | 1,117 | | | 736 | | 381 | |
| 1/18/2019 | 543 | 157 | 0 | 0 | - | 371 | 0 | 0 | 1,071 | 9,299 | 1,328 | 700 | 872 | 371 | 456 |
| 1/19/2019 | 606 | 159 | 0 | 0 | - | 413 | 0 | 0 | 1,178 | | | 765 | | 413 | |
| 1/20/2019 | 606 | 159 | 0 | 0 | - | 413 | 0 | 0 | 1,178 | | | 765 | | 413 | |
| 1/21/2019 | 315 | 122 | 0 | 0 | - | 300 | 153 | 0 | 890 | | | 437 | | 453 | |
| 1/22/2019 | 335 | 151 | 0 | 0 | - | 366 | 173 | 0 | 1,025 | | | 486 | | 539 | |
| 1/23/2019 | 468 | 180 | 0 | 0 | - | 447 | 212 | 0 | 1,307 | | | 648 | | 659 | |
| 1/24/2019 | 397 | 180 | 0 | 0 | - | 380 | 198 | 0 | 1,155 | | | 577 | | 578 | |
| 1/25/2019 | 302 | 165 | 0 | 0 | - | 335 | 174 | 1 | 977 | 7,710 | 1,101 | 467 | 592 | 510 | 509 |
| 1/26/2019 | 363 | 294 | 0 | 0 | - | 420 | 205 | 2 | 1,284 | | | 657 | | 627 | |
| 1/27/2019 | 363 | 294 | 0 | 0 | - | 420 | 205 | 2 | 1,284 | | | 657 | | 627 | |
| 1/28/2019 | 265 | 143 | 0 | 0 | - | 348 | 171 | 2 | 929 | | | 408 | | 521 | |
| 1/29/2019 | 301 | 157 | 0 | 0 | - | 400 | 189 | 1 | 1,048 | | | 458 | | 590 | |
| 1/30/2019 | 29 | 192 | 0 | 0 | - | 349 | 190 | 1 | 761 | | | 221 | | 540 | |
| 1/31/2019 | 0 | 206 | 0 | 0 | - | 379 | 194 | 1 | 780 | | | 206 | | 574 | |
| 2/1/2019 | 1 | 170 | 0 | 0 | - | 333 | 169 | 0 | 673 | 6,759 | 966 | 171 | 397 | 502 | 569 |
| 2/2/2019 | 0 | 212 | 0 | 0 | - | 396 | 215 | 0 | 823 | | | 212 | | 611 | |
| 2/3/2019 | 0 | 212 | 0 | 0 | - | 396 | 215 | 0 | 823 | | | 212 | | 611 | |
| 2/4/2019 | 0 | 193 | 0 | 0 | - | 323 | 177 | 0 | 693 | | | 193 | | 500 | |
| 2/5/2019 | 0 | 208 | 0 | 0 | - | 437 | 190 | 0 | 835 | | | 208 | | 627 | |
| 2/6/2019 | 0 | 264 | 0 | 0 | - | 347 | 235 | 0 | 846 | | | 264 | | 582 | |
| 2/7/2019 | 0 | 153 | 0 | 0 | - | 273 | 145 | 0 | 571 | | | 153 | | 418 | |
| 2/8/2019 | 233 | 209 | 0 | 0 | - | 342 | 185 | 0 | 969 | 5,560 | 794 | 442 | 241 | 527 | 554 |

Appendix A - Pumping Data
Extraction Wells and Condensate Traps
Liquid Assessment Monitoring
Southeast County Landfill

| | Condensate Traps | | | LFG Extraction Wells | | | | | | WEEKLY | | CTs | | EWs | |
|---|---|---|---|---|---|---|---|---|---|---|---|---|---|---|---|
| DATE | CT-1 (gal) | CT-2 (gal) | CT-3 (gal) | EW-38 (gal) | HC-17 (gal) | EW-44 (gal) | EW-48 (gal) | EW-66 (gal) | All (gpd) | TOTAL (gal) | Daily Avg (gpd) | Total (gal) | Daily Avg (gpd) | Total (gal) | Daily Avg (gpd) |
| 2/9/2019 | 146 | 248 | 0 | 0 | - | 364 | 206 | 0 | 964 | | | 394 | | 570 | |
| 2/10/2019 | 146 | 248 | 0 | 0 | - | 364 | 206 | 0 | 964 | | | 394 | | 570 | |
| 2/11/2019 | 174 | 242 | 0 | 0 | - | 390 | 209 | 0 | 1,015 | | | 416 | | 599 | |
| 2/12/2019 | 157 | 218 | 0 | 0 | - | 330 | 174 | 0 | 879 | | | 375 | | 504 | |
| 2/13/2019 | 155 | 313 | 0 | 0 | - | 356 | 221 | 0 | 1,045 | | | 468 | | 577 | |
| 2/14/2019 | 158 | 235 | 0 | 0 | - | 386 | 176 | 0 | 955 | | | 393 | | 562 | |
| 2/15/2019 | 167 | 260 | 0 | 0 | - | 400 | 178 | 0 | 1,005 | 6,827 | 975 | 427 | 410 | 578 | 566 |
| 2/16/2019 | 174 | 307 | 0 | 0 | - | 445 | 205 | 0 | 1,131 | | | 481 | | 650 | |
| 2/17/2019 | 174 | 307 | 0 | 0 | - | 445 | 205 | 0 | 1,131 | | | 481 | | 650 | |
| 2/18/2019 | 128 | 302 | 0 | 0 | - | 384 | 172 | 0 | 986 | | | 430 | | 556 | |
| 2/19/2019 | 125 | 302 | 0 | 0 | - | 409 | 173 | 2 | 1,011 | | | 427 | | 584 | |
| 2/20/2019 | 129 | 332 | 0 | 0 | - | 347 | 188 | 0 | 996 | | | 461 | | 535 | |
| 2/21/2019 | 132 | 332 | 0 | 0 | - | 399 | 190 | 0 | 1,053 | | | 464 | | 589 | |
| 2/22/2019 | 107 | 287 | 0 | 0 | - | 344 | 162 | 0 | 900 | 7,208 | 1,030 | 394 | 448 | 506 | 581 |
| 2/23/2019 | 118 | 331 | 0 | 0 | - | 385 | 193 | 0 | 1,027 | | | 449 | | 578 | |
| 2/24/2019 | 118 | 331 | 0 | 0 | - | 385 | 193 | 0 | 1,027 | | | 449 | | 578 | |
| 2/25/2019 | 101 | 299 | 0 | 0 | - | 329 | 167 | 0 | 896 | | | 400 | | 496 | |
| 2/26/2019 | 102 | 286 | 0 | 0 | - | 354 | 175 | 0 | 917 | | | 388 | | 529 | |
| 2/27/2019 | 94 | 238 | 0 | 0 | - | 340 | 160 | 0 | 832 | | | 332 | | 500 | |
| 2/28/2019 | 117 | 308 | 0 | 0 | - | 408 | 202 | 7 | 1,042 | | | 425 | | 617 | |
| 3/1/2019 | 89 | 213 | 0 | 0 | - | 301 | 145 | 287 | 1,035 | 6,776 | 968 | 302 | 392 | 733 | 576 |
| 3/2/2019 | 114 | 267 | 0 | 0 | - | 367 | 191 | 283 | 1,222 | | | 381 | | 841 | |
| 3/3/2019 | 114 | 267 | 0 | 0 | - | 367 | 191 | 283 | 1,222 | | | 381 | | 841 | |
| 3/4/2019 | 98 | 237 | 0 | 0 | - | 315 | 167 | 63 | 880 | | | 335 | | 545 | |
| 3/5/2019 | 108 | 276 | 0 | 0 | - | 343 | 183 | 167 | 1,077 | | | 384 | | 693 | |
| 3/6/2019 | 0 | 0 | 0 | 0 | - | 0 | 0 | 0 | 0 | | | 0 | | 0 | |
| 3/7/2019 | 104 | 282 | 0 | 0 | - | 434 | 217 | 294 | 1,331 | | | 386 | | 945 | |
| 3/8/2019 | 85 | 172 | 0 | 0 | - | 301 | 137 | 102 | 797 | 6,529 | 933 | 257 | 303 | 540 | 629 |
| 3/9/2019 | 98 | 209 | 0 | 0 | - | 303 | 165 | 31 | 806 | | | 307 | | 499 | |
| 3/10/2019 | 98 | 209 | 0 | 0 | - | 303 | 165 | 31 | 806 | | | 307 | | 499 | |
| 3/11/2019 | 97 | 206 | 0 | 0 | - | 277 | 159 | 90 | 829 | | | 303 | | 526 | |
| 3/12/2019 | 109 | 228 | 0 | 0 | - | 335 | 183 | 83 | 938 | | | 337 | | 601 | |
| 3/13/2019 | 73 | 163 | 0 | 0 | - | 255 | 127 | 67 | 685 | | | 236 | | 449 | |
| 3/14/2019 | 108 | 225 | 0 | 0 | - | 337 | 175 | 84 | 929 | | | 333 | | 596 | |
| 3/15/2019 | 68 | 144 | 0 | 0 | - | 219 | 110 | 45 | 586 | 5,579 | 797 | 212 | 291 | 374 | 506 |
| 3/16/2019 | 90 | 184 | 0 | 0 | - | 302 | 151 | 18 | 745 | | | 274 | | 471 | |
| 3/17/2019 | 90 | 184 | 0 | 0 | - | 302 | 151 | 18 | 745 | | | 274 | | 471 | |
| 3/18/2019 | 100 | 207 | 0 | 0 | - | 335 | 162 | 0 | 804 | | | 307 | | 497 | |
| 3/19/2019 | 73 | 125 | 0 | 0 | - | 233 | 110 | - | 541 | | | 198 | | 343 | |
| 3/20/2019 | 107 | 209 | 0 | 0 | - | 283 | 160 | 77 | 836 | | | 316 | | 520 | |
| 3/21/2019 | 84 | 147 | 0 | 0 | - | 325 | 129 | 10 | 695 | | | 231 | | 464 | |
| 3/22/2019 | 62 | 104 | 0 | 0 | - | 206 | 92 | 0 | 464 | 4,830 | 690 | 166 | 252 | 298 | 438 |
| 3/23/2019 | 108 | 175 | 0 | 0 | - | 280 | 146 | 0 | 709 | | | 283 | | 426 | |
| 3/24/2019 | 108 | 175 | 0 | 0 | - | 280 | 146 | 0 | 709 | | | 283 | | 426 | |
| 3/25/2019 | 77 | 124 | 0 | 0 | - | 280 | 104 | 62 | 647 | | | 201 | | 446 | |
| 3/26/2019 | 108 | 171 | 0 | 0 | - | 321 | 145 | 7 | 752 | | | 279 | | 473 | |
| 3/27/2019 | 92 | 144 | 0 | 0 | - | 262 | 120 | 0 | 618 | | | 236 | | 382 | |
| 3/28/2019 | 70 | 109 | 0 | 0 | - | 203 | 94 | 0 | 476 | | | 179 | | 297 | |
| 3/29/2019 | 85 | 135 | 0 | 0 | - | 264 | 118 | 0 | 602 | 4,513 | 645 | 220 | 240 | 382 | 405 |
| 3/30/2019 | 93 | 145 | 0 | 0 | - | 266 | 121 | 0 | 625 | | | 238 | | 387 | |
| 3/31/2019 | 102 | 166 | 0 | 0 | - | 284 | 136 | 0 | 688 | | | 268 | | 420 | |
| 4/1/2019 | 87 | 134 | 0 | 0 | - | 252 | 108 | 0 | 581 | | | 221 | | 360 | |
| 4/2/2019 | 90 | 150 | 0 | 0 | - | 262 | 115 | 0 | 617 | | | 240 | | 377 | |
| 4/3/2019 | 98 | 159 | 0 | 0 | - | 247 | 118 | 20 | 642 | | | 257 | | 385 | |
| 4/4/2019 | 90 | 136 | 0 | 0 | - | 262 | 108 | 0 | 596 | | | 226 | | 370 | |
| 4/5/2019 | 86 | 141 | 0 | 0 | - | 235 | 111 | 119 | 692 | 4,441 | 634 | 227 | 240 | 465 | 395 |
| 4/6/2019 | 96 | 158 | 0 | 0 | - | 256 | 120 | 34 | 664 | | | 254 | | 410 | |
| 4/7/2019 | 96 | 158 | 0 | 0 | - | 256 | 120 | 34 | 664 | | | 254 | | 410 | |
| 4/8/2019 | 95 | 162 | 0 | 0 | - | 267 | 119 | 101 | 744 | | | 257 | | 487 | |
| 4/9/2019 | 95 | 161 | 0 | 0 | - | 283 | 124 | 78 | 741 | | | 256 | | 485 | |
| 4/10/2019 | 96 | 157 | 0 | 0 | - | 267 | 120 | 0 | 640 | | | 253 | | 387 | |
| 4/11/2019 | 104 | 177 | 0 | 0 | - | 278 | 124 | 2 | 685 | | | 281 | | 404 | |
| 4/12/2019 | 76 | 132 | 0 | 0 | - | 259 | 89 | 121 | 677 | 4,815 | 688 | 208 | 252 | 469 | 436 |
| 4/13/2019 | 112 | 195 | 0 | 0 | - | 237 | 143 | 50 | 737 | | | 307 | | 430 | |
| 4/14/2019 | 86 | 132 | 0 | 0 | - | 229 | 108 | 41 | 596 | | | 218 | | 378 | |

Appendix A - Pumping Data
Extraction Wells and Condensate Traps
Liquid Assessment Monitoring
Southeast County Landfill

| | Condensate Traps | | | LFG Extraction Wells | | | | | | WEEKLY | | CTs | | EWs | |
|---|---|---|---|---|---|---|---|---|---|---|---|---|---|---|---|
| DATE | CT-1 (gal) | CT-2 (gal) | CT-3 (gal) | EW-38 (gal) | HC-17 (gal) | EW-44 (gal) | EW-48 (gal) | EW-66 (gal) | All (gpd) | TOTAL (gal) | Daily Avg (gpd) | Total (gal) | Daily Avg (gpd) | Total (gal) | Daily Avg (gpd) |
| 4/15/2019 | 92 | 147 | 0 | 0 | - | 225 | 112 | 87 | 663 | | | 239 | | 424 | |
| 4/16/2019 | 89 | 157 | 0 | 0 | - | 246 | 123 | 0 | 615 | | | 246 | | 369 | |
| 4/17/2019 | 84 | 130 | 0 | 0 | - | 227 | 110 | 66 | 617 | | | 214 | | 403 | |
| 4/18/2019 | 89 | 161 | 0 | 0 | - | 269 | 126 | 1 | 646 | | | 250 | | 396 | |
| 4/19/2019 | 36 | 56 | 0 | 0 | - | 106 | 48 | 23 | 269 | 4,143 | 592 | 92 | 224 | 177 | 368 |
| 4/20/2019 | 0 | 0 | 0 | 0 | - | 0 | 0 | 0 | 0 | | | 0 | | 0 | |
| 4/21/2019 | 0 | 0 | 0 | 0 | - | 0 | 0 | 0 | 0 | | | 0 | | 0 | |
| 4/22/2019 | 77 | 230 | 0 | 0 | - | 418 | 114 | 92 | 931 | | | 307 | | 624 | |
| 4/23/2019 | 90 | 140 | 0 | 0 | - | 327 | 126 | 0 | 683 | | | 230 | | 453 | |
| 4/24/2019 | 81 | 139 | 0 | 0 | - | 290 | 113 | 78 | 701 | | | 220 | | 481 | |
| 4/25/2019 | 106 | 151 | 0 | 0 | - | 312 | 123 | 120 | 812 | | | 257 | | 555 | |
| 4/26/2019 | 95 | 141 | 0 | 0 | - | 271 | 105 | 0 | 612 | 3,739 | 534 | 236 | 179 | 376 | 356 |
| 4/27/2019 | 91 | 164 | 0 | 0 | - | 265 | 113 | 0 | 633 | | | 255 | | 378 | |
| 4/28/2019 | 91 | 164 | 0 | 0 | - | 265 | 113 | 0 | 633 | | | 255 | | 378 | |
| 4/29/2019 | 76 | 150 | 0 | 0 | - | 221 | 98 | 81 | 626 | | | 226 | | 400 | |
| 4/30/2019 | 83 | 170 | 0 | 0 | - | 221 | 101 | 0 | 575 | | | 253 | | 322 | |
| 5/1/2019 | 88 | 182 | 0 | 0 | - | 235 | 105 | 1 | 611 | | | 270 | | 341 | |
| 5/2/2019 | 110 | 184 | 0 | 0 | - | 263 | 118 | 22 | 697 | | | 294 | | 403 | |
| 5/3/2019 | 94 | 155 | 0 | 0 | - | 217 | 93 | 76 | 635 | 4,410 | 630 | 249 | 257 | 386 | 373 |
| 5/4/2019 | 154 | 181 | 0 | 0 | - | 261 | 110 | 20 | 726 | | | 335 | | 391 | |
| 5/5/2019 | 154 | 181 | 0 | 0 | - | 261 | 110 | 20 | 726 | | | 335 | | 391 | |
| 5/6/2019 | 56 | 187 | 0 | 0 | - | 274 | 107 | 0 | 624 | | | 243 | | 381 | |
| 5/7/2019 | 80 | 143 | 0 | 0 | - | 212 | 80 | 110 | 625 | | | 223 | | 402 | |
| 5/8/2019 | 103 | 178 | 0 | 0 | - | 250 | 100 | 0 | 631 | | | 281 | | 350 | |
| 5/9/2019 | 103 | 158 | 0 | 0 | - | 230 | 100 | 69 | 660 | | | 261 | | 399 | |
| 5/10/2019 | 101 | 154 | 0 | 0 | - | 226 | 98 | 0 | 579 | 4,571 | 653 | 255 | 276 | 324 | 377 |
| 5/11/2019 | 149 | 190 | 0 | 0 | - | 260 | 114 | 0 | 713 | | | 339 | | 374 | |
| 5/12/2019 | 149 | 190 | 0 | 0 | - | 260 | 114 | 0 | 713 | | | 339 | | 374 | |
| 5/13/2019 | 99 | 122 | 0 | 0 | - | 157 | 74 | 72 | 524 | | | 221 | | 303 | |
| 5/14/2019 | 110 | 164 | 0 | 0 | - | 219 | 100 | 0 | 593 | | | 274 | | 319 | |
| 5/15/2019 | 77 | 151 | 0 | 0 | - | 193 | 89 | 147 | 657 | | | 228 | | 429 | |
| 5/16/2019 | 76 | 154 | 0 | 0 | - | 201 | 91 | 75 | 597 | | | 230 | | 367 | |
| 5/17/2019 | 72 | 153 | 0 | 0 | - | 197 | 92 | 0 | 514 | 4,311 | 616 | 225 | 265 | 289 | 351 |
| 5/18/2019 | 84 | 164 | 0 | 0 | - | 222 | 100 | 0 | 570 | | | 248 | | 322 | |
| 5/19/2019 | 84 | 164 | 0 | 0 | - | 222 | 100 | 0 | 570 | | | 248 | | 322 | |
| 5/20/2019 | 74 | 142 | 0 | 0 | - | 193 | 91 | 8 | 508 | | | 216 | | 292 | |
| 5/21/2019 | 74 | 145 | 0 | 0 | - | 201 | 92 | 61 | 573 | | | 219 | | 354 | |
| 5/22/2019 | 38 | 92 | 0 | 0 | - | 188 | 85 | 0 | 403 | | | 130 | | 273 | |
| 5/23/2019 | 70 | 141 | 0 | 0 | - | 186 | 88 | 68 | 553 | | | 211 | | 342 | |
| 5/24/2019 | 73 | 166 | 0 | 0 | - | 202 | 92 | 0 | 533 | 3,710 | 530 | 239 | 216 | 294 | 314 |
| 5/25/2019 | 79 | 169 | 0 | 0 | - | 205 | 93 | 0 | 546 | | | 248 | | 298 | |
| 5/26/2019 | 79 | 169 | 0 | 0 | - | 205 | 93 | 0 | 546 | | | 248 | | 298 | |
| 5/27/2019 | 79 | 169 | 0 | 0 | - | 205 | 93 | 0 | 546 | | | 248 | | 298 | |
| 5/28/2019 | 71 | 145 | 0 | 0 | - | 194 | 86 | 122 | 618 | | | 216 | | 402 | |
| 5/29/2019 | 72 | 161 | 0 | 0 | - | 214 | 92 | 0 | 539 | | | 233 | | 306 | |
| 5/30/2019 | 77 | 168 | 0 | 0 | - | 214 | 96 | 0 | 555 | | | 245 | | 310 | |
| 5/31/2019 | 51 | 108 | 0 | 0 | - | 155 | 64 | 58 | 436 | 3,786 | 541 | 159 | 228 | 277 | 313 |
| 6/1/2019 | 78 | 181 | 0 | 0 | - | 229 | 98 | 70 | 656 | | | 259 | | 397 | |
| 6/2/2019 | 78 | 181 | 0 | 0 | - | 229 | 98 | 70 | 656 | | | 259 | | 397 | |
| 6/3/2019 | 51 | 110 | 0 | 0 | - | 138 | 60 | 0 | 359 | | | 161 | | 198 | |
| 6/4/2019 | 78 | 168 | 0 | 0 | - | 203 | 94 | 73 | 616 | | | 246 | | 370 | |
| 6/5/2019 | 54 | 103 | 0 | 0 | - | 166 | 61 | 0 | 384 | | | 157 | | 227 | |
| 6/6/2019 | 69 | 149 | 0 | 0 | - | 203 | 87 | 3 | 511 | | | 218 | | 293 | |
| 6/7/2019 | 61 | 122 | 0 | 0 | - | 192 | 73 | 6 | 454 | 3,636 | 519 | 183 | 212 | 271 | 308 |
| 6/8/2019 | 70 | 184 | 0 | 0 | - | 185 | 80 | 0 | 519 | | | 254 | | 265 | |
| 6/9/2019 | 70 | 184 | 0 | 0 | - | 185 | 80 | 0 | 519 | | | 254 | | 265 | |
| 6/10/2019 | 70 | 135 | 0 | 0 | - | 180 | 76 | 0 | 461 | | | 205 | | 256 | |
| 6/11/2019 | 83 | 144 | 0 | 0 | - | 197 | 85 | 87 | 596 | | | 227 | | 369 | |
| 6/12/2019 | 61 | 105 | 0 | 0 | - | 152 | 63 | 0 | 381 | | | 166 | | 215 | |
| 6/13/2019 | 74 | 126 | 0 | 0 | - | 171 | 71 | 4 | 446 | | | 200 | | 246 | |
| 6/14/2019 | 44 | 183 | 0 | 0 | - | 169 | 69 | 141 | 606 | 3,528 | 504 | 227 | 219 | 379 | 285 |
| 6/15/2019 | 33 | 81 | 0 | 0 | - | 175 | 72 | 59 | 420 | | | 114 | | 306 | |
| 6/16/2019 | 33 | 81 | 0 | 0 | - | 175 | 72 | 59 | 420 | | | 114 | | 306 | |
| 6/17/2019 | 78 | 124 | 0 | 0 | - | 170 | 71 | 64 | 507 | | | 202 | | 305 | |
| 6/18/2019 | 80 | 125 | 0 | 0 | - | 179 | 72 | 0 | 456 | | | 205 | | 251 | |

Appendix A - Pumping Data
Extraction Wells and Condensate Traps
Liquid Assessment Monitoring
Southeast County Landfill

| | Condensate Traps | | | LFG Extraction Wells | | | | | | WEEKLY | | CTs | | EWs | |
|---|---|---|---|---|---|---|---|---|---|---|---|---|---|---|---|
| DATE | CT-1 (gal) | CT-2 (gal) | CT-3 (gal) | EW-38 (gal) | HC-17 (gal) | EW-44 (gal) | EW-48 (gal) | EW-66 (gal) | All (gpd) | TOTAL (gal) | Daily Avg (gpd) | Total (gal) | Daily Avg (gpd) | Total (gal) | Daily Avg (gpd) |
| 6/19/2019 | 77 | 112 | 0 | 0 | - | 167 | 70 | 59 | 485 | | | 189 | | 296 | |
| 6/20/2019 | 91 | 143 | 0 | 0 | - | 199 | 83 | 0 | 516 | | | 234 | | 282 | |
| 6/21/2019 | 63 | 103 | 0 | 0 | - | 144 | 61 | 71 | 442 | 3,246 | 464 | 166 | 175 | 276 | 289 |
| 6/22/2019 | 84 | 143 | 0 | 0 | - | 195 | 78 | 3 | 503 | | | 227 | | 276 | |
| 6/23/2019 | 84 | 143 | 0 | 0 | - | 195 | 78 | 3 | 503 | | | 227 | | 276 | |
| 6/24/2019 | 69 | 118 | 0 | 0 | - | 174 | 65 | 0 | 426 | | | 187 | | 239 | |
| 6/25/2019 | 3 | 9 | 0 | 0 | - | 6 | 18 | 3 | 39 | | | 12 | | 27 | |
| 6/26/2019 | 57 | 190 | 0 | 0 | - | 6 | 98 | 10 | 361 | | | 247 | | 114 | |
| 6/27/2019 | 58 | 130 | 0 | 0 | - | 0 | 75 | 0 | 263 | | | 188 | | 75 | |
| 6/28/2019 | 49 | 98 | 0 | 0 | - | 1 | 59 | 0 | 207 | 2,302 | 329 | 147 | 176 | 60 | 152 |
| 6/29/2019 | 60 | 148 | 0 | 0 | - | 0 | 81 | 0 | 289 | | | 208 | | 81 | |
| 6/30/2019 | 92 | 177 | 0 | 0 | - | 5 | 89 | 0 | 363 | | | 269 | | 94 | |
| 7/1/2019 | 52 | 99 | 0 | 0 | - | 328 | 45 | 59 | 583 | | | 151 | | 432 | |
| 7/2/2019 | 105 | 172 | 0 | 0 | - | 250 | 109 | 0 | 636 | | | 277 | | 359 | |
| 7/3/2019 | 86 | 129 | 0 | 0 | - | 190 | 71 | 0 | 476 | | | 215 | | 261 | |
| 7/4/2019 | 86 | 129 | 0 | 0 | - | 190 | 71 | 0 | 476 | | | 215 | | 261 | |
| 7/5/2019 | 88 | 118 | 0 | 0 | - | 153 | 73 | 59 | 491 | 3,314 | 473 | 206 | 220 | 285 | 253 |
| 7/6/2019 | 107 | 173 | 0 | 0 | - | 209 | 87 | 48 | 624 | | | 280 | | 344 | |
| 7/7/2019 | 107 | 173 | 0 | 0 | - | 209 | 87 | 48 | 624 | | | 280 | | 344 | |
| 7/8/2019 | 71 | 327 | 0 | 0 | - | 154 | 54 | 0 | 606 | | | 398 | | 208 | |
| 7/9/2019 | 5 | 93 | 0 | 0 | - | 181 | 65 | 0 | 344 | | | 98 | | 246 | |
| 7/10/2019 | 88 | 183 | 0 | 0 | - | 162 | 69 | 60 | 562 | | | 271 | | 291 | |
| 7/11/2019 | 86 | 135 | 0 | 0 | - | 165 | 63 | 0 | 449 | | | 221 | | 228 | |
| 7/12/2019 | 84 | 130 | 0 | 0 | - | 166 | 66 | 0 | 446 | 3,655 | 522 | 214 | 252 | 232 | 270 |
| 7/13/2019 | 103 | 158 | 0 | 0 | - | 187 | 91 | 0 | 539 | | | 261 | | 278 | |
| 7/14/2019 | 103 | 158 | 0 | 0 | - | 187 | 91 | 0 | 539 | | | 261 | | 278 | |
| 7/15/2019 | 68 | 110 | 0 | 0 | - | 144 | 62 | 111 | 495 | | | 178 | | 317 | |
| 7/16/2019 | 89 | 159 | 0 | 0 | - | 192 | 85 | 0 | 525 | | | 248 | | 277 | |
| 7/17/2019 | 93 | 154 | 0 | 0 | - | 207 | 93 | 0 | 547 | | | 247 | | 300 | |
| 7/18/2019 | 98 | 194 | 0 | 0 | - | 191 | 91 | 67 | 641 | | | 292 | | 349 | |
| 7/19/2019 | 41 | 604 | 0 | 0 | - | 165 | 69 | 0 | 879 | 4,165 | 595 | 645 | 305 | 234 | 290 |
| 7/20/2019 | 38 | 111 | 0 | 0 | - | 188 | 85 | 0 | 422 | | | 149 | | 273 | |
| 7/21/2019 | 38 | 111 | 0 | 0 | - | 188 | 85 | 0 | 422 | | | 149 | | 273 | |
| 7/22/2019 | 445 | 3,019 | 0 | 0 | - | 177 | 86 | 48 | 3,775 | | | 3,464 | | 311 | |
| 7/23/2019 | 67 | 106 | 0 | 0 | - | 174 | 99 | 85 | 531 | | | 173 | | 358 | |
| 7/24/2019 | 65 | 1,010 | 0 | 0 | - | 182 | 108 | 1 | 1,366 | | | 1,075 | | 291 | |
| 7/25/2019 | 1,817 | 2,588 | 0 | 0 | - | 64 | 126 | 21 | 4,616 | | | 4,405 | | 211 | |
| 7/26/2019 | 83 | 988 | 0 | 0 | - | 203 | 55 | 23 | 1,352 | 12,484 | 1,783 | 1,071 | 1,498 | 281 | 285 |
| 7/27/2019 | 6 | 0 | 0 | 0 | - | 56 | 64 | 0 | 126 | | | 6 | | 120 | |
| 7/28/2019 | 6 | 0 | 0 | 0 | - | 56 | 64 | 0 | 126 | | | 6 | | 120 | |
| 7/29/2019 | 62 | 1,122 | 0 | 0 | - | 331 | 632 | 39 | 2,186 | | | 1,184 | | 1,002 | |
| 7/30/2019 | 72 | 116 | 0 | - | 7 | 341 | 950 | 0 | 1,486 | | | 188 | | 1,298 | |
| 7/31/2019 | 21 | 52 | 0 | - | 0 | 306 | 598 | 3 | 980 | | | 73 | | 907 | |
| 8/1/2019 | 25 | 73 | 0 | - | 0 | 369 | 818 | 44 | 1,329 | | | 98 | | 1,231 | |
| 8/2/2019 | 20 | 190 | 0 | - | 0 | 330 | 667 | 6 | 1,213 | 7,446 | 1,064 | 210 | 252 | 1,003 | 812 |
| 8/3/2019 | 28 | 71 | 0 | - | 14 | 375 | 811 | 1 | 1,300 | | | 99 | | 1,201 | |
| 8/4/2019 | 28 | 71 | 0 | - | 14 | 375 | 811 | 1 | 1,300 | | | 99 | | 1,201 | |
| 8/5/2019 | 81 | 297 | 0 | - | 251 | 386 | 797 | 9 | 1,821 | | | 378 | | 1,443 | |
| 8/6/2019 | 99 | 129 | 0 | - | 208 | 468 | 335 | 18 | 1,257 | | | 228 | | 1,029 | |
| 8/7/2019 | 528 | 2,022 | 0 | - | 503 | 556 | 895 | 29 | 4,533 | | | 2,550 | | 1,983 | |
| 8/8/2019 | 115 | 150 | 0 | - | 850 | 250 | 733 | 2 | 2,100 | | | 265 | | 1,835 | |
| 8/9/2019 | 121 | 142 | 0 | - | 850 | 0 | 1,990 | 86 | 3,189 | 15,500 | 2,214 | 263 | 555 | 2,926 | 1,660 |
| 8/10/2019 | 131 | 1,100 | 0 | - | 2,118 | 0 | 1,260 | 9 | 4,618 | | | 1,231 | | 3,387 | |
| 8/11/2019 | 131 | 1,100 | 0 | - | 2,118 | 0 | 1,260 | 9 | 4,618 | | | 1,231 | | 3,387 | |
| 8/12/2019 | 135 | 187 | 0 | - | 112 | 0 | 1,067 | 9 | 1,510 | | | 322 | | 1,188 | |
| 8/13/2019 | 138 | 1,506 | 0 | - | 800 | 0 | 1,193 | 3 | 3,640 | | | 1,644 | | 1,996 | |
| 8/14/2019 | 97 | 1,529 | 0 | - | 3,415 | 0 | 1,058 | 3 | 6,102 | | | 1,626 | | 4,476 | |
| 8/15/2019 | 101 | 1,326 | 0 | - | 6,593 | 0 | 1,150 | 5 | 9,175 | | | 1,427 | | 7,748 | |
| 8/16/2019 | 43 | 79 | 0 | - | 624 | 0 | 250 | 1 | 997 | 30,660 | 4,380 | 122 | 1,086 | 875 | 3,294 |
| 8/17/2019 | 0 | 0 | 0 | - | 318 | 0 | 2 | 0 | 320 | | | 0 | | 320 | |
| 8/18/2019 | 0 | 0 | 0 | - | 318 | 0 | 2 | 0 | 320 | | | 0 | | 320 | |
| 8/19/2019 | 100 | 495 | 0 | - | 41 | 0 | 2,686 | 74 | 3,396 | | | 595 | | 2,801 | |
| 8/20/2019 | 98 | 128 | 0 | - | 0 | 0 | 1,957 | 0 | 2,183 | | | 226 | | 1,957 | |
| 8/21/2019 | 98 | 118 | 0 | - | 0 | 0 | 1,718 | 0 | 1,934 | | | 216 | | 1,718 | |
| 8/22/2019 | 88 | 111 | 0 | - | 0 | 0 | 1,481 | 0 | 1,680 | | | 199 | | 1,481 | |

Appendix A - Pumping Data
Extraction Wells and Condensate Traps
Liquid Assessment Monitoring
Southeast County Landfill

| | Condensate Traps | | | LFG Extraction Wells | | | | | | WEEKLY | | CTs | | EWs | |
|---|---|---|---|---|---|---|---|---|---|---|---|---|---|---|---|
| DATE | CT-1 (gal) | CT-2 (gal) | CT-3 (gal) | EW-38 (gal) | HC-17 (gal) | EW-44 (gal) | EW-48 (gal) | EW-66 (gal) | All (gpd) | TOTAL (gal) | Daily Avg (gpd) | Total (gal) | Daily Avg (gpd) | Total (gal) | Daily Avg (gpd) |
| 8/23/2019 | 94 | 117 | 0 | - | 0 | 0 | 1,417 | 2,577 | 4,205 | 14,038 | 2,005 | 211 | 207 | 3,994 | 1,799 |
| 8/24/2019 | 94 | 112 | 0 | - | 0 | 0 | 1,301 | 1,482 | 2,989 | | | 206 | | 2,783 | |
| 8/25/2019 | 94 | 112 | 0 | - | 0 | 0 | 1,301 | 1,482 | 2,989 | | | 206 | | 2,783 | |
| 8/26/2019 | 85 | 499 | 0 | - | 1 | 0 | 1,312 | 1,544 | 3,441 | | | 584 | | 2,857 | |
| 8/27/2019 | 82 | 637 | 0 | - | 341 | 1 | 1,208 | 1,515 | 3,784 | | | 719 | | 3,065 | |
| 8/28/2019 | 77 | 126 | 0 | - | 232 | 1 | 1,047 | 1,451 | 2,934 | | | 203 | | 2,731 | |
| 8/29/2019 | 90 | 161 | 0 | - | 108 | 0 | 1,219 | 1,870 | 3,448 | | | 251 | | 3,197 | |
| 8/30/2019 | 72 | 109 | 0 | - | 33 | 0 | 764 | 1,297 | 2,275 | 21,860 | 3,123 | 181 | 336 | 2,094 | 2,787 |
| 8/31/2019 | 100 | 184 | 0 | - | 34 | 0 | 961 | 1,508 | 2,787 | | | 284 | | 2,503 | |
| 9/1/2019 | 100 | 184 | 0 | - | 34 | 0 | 961 | 1,508 | 2,787 | | | 284 | | 2,503 | |
| 9/2/2019 | 100 | 184 | 0 | - | 34 | 0 | 961 | 1,508 | 2,787 | | | 284 | | 2,503 | |
| 9/3/2019 | 102 | 125 | 0 | - | 5 | 8 | 834 | 1,424 | 2,498 | | | 227 | | 2,271 | |
| 9/4/2019 | 131 | 143 | 0 | - | 0 | 312 | 1,076 | 1,468 | 3,130 | | | 274 | | 2,856 | |
| 9/5/2019 | 108 | 109 | 0 | - | 0 | 1,636 | 665 | 89 | 2,607 | | | 217 | | 2,390 | |
| 9/6/2019 | 142 | 139 | 0 | - | 0 | 1,409 | 766 | 1,509 | 3,965 | 20,561 | 2,937 | 281 | 264 | 3,684 | 2,673 |
| 9/7/2019 | 136 | 299 | 0 | - | 0 | 1,779 | 1,147 | 0 | 3,361 | | | 435 | | 2,926 | |
| 9/8/2019 | 136 | 299 | 0 | - | 0 | 1,779 | 1,147 | 0 | 3,361 | | | 435 | | 2,926 | |
| 9/9/2019 | 297 | 187 | 0 | - | 0 | 1,356 | 908 | 0 | 2,748 | | | 484 | | 2,264 | |
| 9/10/2019 | 84 | 103 | 0 | - | 0 | 818 | 502 | 0 | 1,507 | | | 187 | | 1,320 | |
| 9/11/2019 | 122 | 151 | 0 | - | 0 | 1,140 | 812 | 0 | 2,225 | | | 273 | | 1,952 | |
| 9/12/2019 | 0 | 0 | 0 | - | 0 | 0 | 0 | 0 | 0 | | | 0 | | 0 | |
| 9/13/2019 | 86 | 122 | 0 | - | 1 | 862 | 527 | 0 | 1,598 | 14,800 | 2,114 | 208 | 289 | 1,390 | 1,825 |
| 9/14/2019 | 113 | 153 | 0 | - | 0 | 992 | 741 | 2 | 2,001 | | | 266 | | 1,735 | |
| 9/15/2019 | 113 | 153 | 0 | - | 0 | 992 | 741 | 2 | 2,001 | | | 266 | | 1,735 | |
| 9/16/2019 | 117 | 146 | 0 | - | 0 | 958 | 767 | 29 | 2,017 | | | 263 | | 1,754 | |
| 9/17/2019 | 107 | 137 | 0 | - | 0 | 943 | 762 | 27 | 1,976 | | | 244 | | 1,732 | |
| 9/18/2019 | 116 | 153 | 0 | - | 0 | 974 | 732 | 1 | 1,976 | | | 269 | | 1,707 | |
| 9/19/2019 | 94 | 112 | 0 | - | 0 | 721 | 490 | 859 | 2,276 | | | 206 | | 2,070 | |
| 9/20/2019 | 114 | 128 | 0 | - | 0 | 801 | 497 | 659 | 2,199 | 14,446 | 2,064 | 242 | 251 | 1,957 | 1,813 |
| 9/21/2019 | 124 | 147 | 0 | - | 0 | 846 | 537 | 0 | 1,654 | | | 271 | | 1,383 | |
| 9/22/2019 | 124 | 147 | 0 | - | 0 | 846 | 537 | 0 | 1,654 | | | 271 | | 1,383 | |
| 9/23/2019 | 115 | 138 | 0 | - | 0 | 812 | 503 | 0 | 1,568 | | | 253 | | 1,315 | |
| 9/24/2019 | 123 | 147 | 0 | - | 0 | 880 | 547 | 1,586 | 3,283 | | | 270 | | 3,013 | |
| 9/25/2019 | 41 | 72 | 0 | - | 0 | 858 | 596 | 349 | 1,916 | | | 113 | | 1,803 | |
| 9/26/2019 | 205 | 237 | 0 | - | 0 | 740 | 458 | 1,562 | 3,202 | | | 442 | | 2,760 | |
| 9/27/2019 | 117 | 139 | 0 | - | 0 | 746 | 492 | 1,182 | 2,676 | 15,953 | 2,279 | 256 | 268 | 2,420 | 2,011 |
| 9/28/2019 | 135 | 153 | 0 | - | 0 | 755 | 519 | 0 | 1,562 | | | 288 | | 1,274 | |
| 9/29/2019 | 135 | 153 | 0 | - | 0 | 755 | 519 | 0 | 1,562 | | | 288 | | 1,274 | |
| 9/30/2019 | 138 | 135 | 0 | - | 0 | 680 | 474 | 1,949 | 3,376 | | | 273 | | 3,103 | |
| 10/1/2019 | 143 | 146 | 0 | - | 0 | 682 | 510 | 830 | 2,311 | | | 289 | | 2,022 | |
| 10/2/2019 | 154 | 149 | 0 | - | 0 | 689 | 534 | 1,148 | 2,674 | | | 303 | | 2,371 | |
| 10/3/2019 | 153 | 140 | 0 | - | 0 | 681 | 550 | 776 | 2,300 | | | 293 | | 2,007 | |
| 10/4/2019 | 113 | 111 | 0 | - | 0 | 492 | 364 | 862 | 1,942 | 15,727 | 2,247 | 224 | 280 | 1,718 | 1,967 |
| 10/5/2019 | 175 | 153 | 0 | - | 0 | 630 | 543 | 0 | 1,501 | | | 328 | | 1,173 | |
| 10/6/2019 | 175 | 153 | 0 | - | 0 | 630 | 543 | 0 | 1,501 | | | 328 | | 1,173 | |
| 10/7/2019 | 175 | 165 | 0 | - | 0 | 629 | 610 | 1,567 | 3,146 | | | 340 | | 2,806 | |
| 10/8/2019 | 122 | 113 | 0 | - | 0 | 652 | 448 | 888 | 2,223 | | | 235 | | 1,988 | |
| 10/9/2019 | 129 | 120 | 0 | - | 0 | 570 | 437 | 747 | 2,003 | | | 249 | | 1,754 | |
| 10/10/2019 | 157 | 148 | 0 | - | 0 | 574 | 508 | 866 | 2,253 | | | 305 | | 1,948 | |
| 10/11/2019 | 132 | 124 | 0 | - | 0 | 513 | 456 | 693 | 1,918 | 14,545 | 2,078 | 256 | 292 | 1,662 | 1,786 |
| 10/12/2019 | 146 | 128 | 0 | - | 0 | 520 | 499 | 3 | 1,296 | | | 274 | | 1,022 | |
| 10/13/2019 | 146 | 128 | 0 | - | 0 | 520 | 499 | 3 | 1,296 | | | 274 | | 1,022 | |
| 10/14/2019 | 116 | 104 | 0 | - | 0 | 494 | 380 | 2,822 | 3,916 | | | 220 | | 3,696 | |
| 10/15/2019 | 124 | 125 | 0 | - | 0 | 547 | 419 | 1,109 | 2,324 | | | 249 | | 2,075 | |
| 10/16/2019 | 119 | 134 | 0 | - | 0 | 562 | 457 | 1,608 | 2,880 | | | 253 | | 2,627 | |
| 10/17/2019 | 117 | 131 | 0 | - | 0 | 522 | 444 | 1,522 | 2,736 | | | 248 | | 2,488 | |
| 10/18/2019 | 119 | 1,216 | 0 | - | 622 | 579 | 482 | 1,461 | 4,479 | 18,927 | 2,704 | 1,335 | 408 | 3,144 | 2,296 |
| 10/19/2019 | 150 | 177 | 0 | - | 754 | 544 | 454 | 6 | 2,085 | | | 327 | | 1,758 | |
| 10/20/2019 | 150 | 177 | 0 | - | 754 | 544 | 454 | 6 | 2,085 | | | 327 | | 1,758 | |
| 10/21/2019 | 155 | 126 | 0 | - | 521 | 563 | 403 | 6,606 | 8,374 | | | 281 | | 8,093 | |
| 10/22/2019 | 190 | 148 | 0 | - | 974 | 607 | 450 | 2,369 | 4,738 | | | 338 | | 4,400 | |
| 10/23/2019 | 173 | 130 | 0 | - | 702 | 549 | 400 | 1,761 | 3,715 | | | 303 | | 3,412 | |
| 10/24/2019 | 162 | 141 | 0 | - | 331 | 628 | 415 | 2,761 | 4,438 | | | 303 | | 4,135 | |
| 10/25/2019 | 155 | 136 | 0 | - | 93 | 640 | 426 | 0 | 1,450 | 26,885 | 3,841 | 291 | 310 | 1,159 | 3,531 |
| 10/26/2019 | 176 | 145 | 0 | - | 145 | 593 | 463 | 7 | 1,529 | | | 321 | | 1,208 | |

Appendix A - Pumping Data
Extraction Wells and Condensate Traps
Liquid Assessment Monitoring
Southeast County Landfill

| | Condensate Traps | | | LFG Extraction Wells | | | | | | WEEKLY | | CTs | | EWs | |
|---|---|---|---|---|---|---|---|---|---|---|---|---|---|---|---|
| DATE | CT-1 (gal) | CT-2 (gal) | CT-3 (gal) | EW-38 (gal) | HC-17 (gal) | EW-44 (gal) | EW-48 (gal) | EW-66 (gal) | All (gpd) | TOTAL (gal) | Daily Avg (gpd) | Total (gal) | Daily Avg (gpd) | Total (gal) | Daily Avg (gpd) |
| 10/27/2019 | 176 | 145 | 0 | - | 145 | 593 | 463 | 7 | 1,529 | | | 321 | | 1,208 | |
| 10/28/2019 | 179 | 145 | 0 | - | 267 | 404 | 453 | 3,647 | 5,095 | | | 324 | | 4,771 | |
| 10/29/2019 | 188 | 157 | 0 | - | 860 | 890 | 529 | 3,887 | 6,511 | | | 345 | | 6,166 | |
| 10/30/2019 | 57 | 75 | 0 | - | 524 | 503 | 430 | 2,484 | 4,073 | | | 132 | | 3,941 | |
| 10/31/2019 | 179 | 156 | 0 | - | 133 | 788 | 527 | 1,918 | 3,701 | | | 335 | | 3,366 | |
| 11/1/2019 | 161 | 139 | 0 | - | 4 | 626 | 480 | 1,865 | 3,275 | 25,713 | 3,673 | 300 | 297 | 2,975 | 3,376 |
| 11/2/2019 | 146 | 157 | 0 | - | 165 | 653 | 524 | 6 | 1,651 | | | 303 | | 1,348 | |
| 11/3/2019 | 146 | 157 | 0 | - | 165 | 653 | 524 | 6 | 1,651 | | | 303 | | 1,348 | |
| 11/4/2019 | 147 | 153 | 0 | - | 6 | 661 | 539 | 4,215 | 5,721 | | | 300 | | 5,421 | |
| 11/5/2019 | 158 | 148 | 0 | - | 0 | 631 | 515 | 1,772 | 3,224 | | | 306 | | 2,918 | |
| 11/6/2019 | 262 | 185 | 0 | - | 0 | 625 | 667 | 2,201 | 3,940 | | | 447 | | 3,493 | |
| 11/7/2019 | 140 | 168 | 0 | - | 0 | 761 | 516 | 2,311 | 3,896 | | | 308 | | 3,588 | |
| 11/8/2019 | 115 | 136 | 0 | - | 0 | 513 | 411 | 2,123 | 3,298 | 23,381 | 3,340 | 251 | 317 | 3,047 | 3,023 |
| 11/9/2019 | 140 | 178 | 0 | - | 0 | 596 | 503 | 0 | 1,417 | | | 318 | | 1,099 | |
| 11/10/2019 | 140 | 178 | 0 | - | 0 | 596 | 503 | 0 | 1,417 | | | 318 | | 1,099 | |
| 11/11/2019 | 126 | 202 | 0 | - | 0 | 655 | 510 | 0 | 1,493 | | | 328 | | 1,165 | |
| 11/12/2019 | 139 | 205 | 0 | - | 0 | 677 | 555 | 4,743 | 6,319 | | | 344 | | 5,975 | |
| 11/13/2019 | 131 | 128 | 0 | - | 0 | 548 | 463 | 1,732 | 3,002 | | | 259 | | 2,743 | |
| 11/14/2019 | 132 | 148 | 0 | - | 0 | 626 | 529 | 2,311 | 3,746 | | | 280 | | 3,466 | |
| 11/15/2019 | 126 | 149 | 0 | - | 0 | 646 | 512 | 2,306 | 3,739 | 21,133 | 3,019 | 275 | 303 | 3,464 | 2,716 |
| 11/16/2019 | 124 | 141 | 0 | - | 253 | 618 | 496 | 0 | 1,632 | | | 265 | | 1,367 | |
| 11/17/2019 | 124 | 141 | 0 | - | 253 | 618 | 496 | 0 | 1,632 | | | 265 | | 1,367 | |
| 11/18/2019 | 102 | 116 | 0 | - | 270 | 269 | 473 | 6,245 | 7,475 | | | 218 | | 7,257 | |
| 11/19/2019 | 95 | 120 | 0 | - | 199 | 738 | 491 | 509 | 2,152 | | | 215 | | 1,937 | |
| 11/20/2019 | 68 | 82 | 0 | - | 56 | 601 | 536 | 3,373 | 4,716 | | | 150 | | 4,566 | |
| 11/21/2019 | 31 | 52 | 0 | - | 14 | 605 | 361 | 0 | 1,063 | | | 83 | | 980 | |
| 11/22/2019 | 47 | 62 | 0 | - | 1 | 642 | 433 | 1,338 | 2,523 | 21,193 | 3,028 | 109 | 186 | 2,414 | 2,841 |
| 11/23/2019 | 197 | 81 | 0 | - | 127 | 632 | 453 | 0 | 1,490 | | | 278 | | 1,212 | |
| 11/24/2019 | 51 | 81 | 0 | - | 127 | 632 | 453 | 0 | 1,344 | | | 132 | | 1,212 | |
| 11/25/2019 | 64 | 80 | 0 | - | 130 | 621 | 485 | 0 | 1,380 | | | 144 | | 1,236 | |
| 11/26/2019 | 56 | 72 | 0 | - | 2 | 528 | 420 | 5,359 | 6,437 | | | 128 | | 6,309 | |
| 11/27/2019 | 70 | 80 | 0 | - | 1 | 521 | 417 | 179 | 1,268 | | | 150 | | 1,118 | |
| 11/28/2019 | 70 | 80 | 0 | - | 1 | 521 | 417 | 179 | 1,268 | | | 150 | | 1,118 | |
| 11/29/2019 | 90 | 78 | 0 | - | 0 | 539 | 427 | 0 | 1,134 | 14,321 | 2,046 | 168 | 164 | 966 | 1,882 |
| 11/30/2019 | 30 | 54 | 0 | - | 31 | 510 | 401 | 0 | 1,026 | | | 84 | | 942 | |
| 12/1/2019 | 13 | 38 | 0 | - | 7 | 596 | 461 | 0 | 1,115 | | | 51 | | 1,064 | |
| 12/2/2019 | 46 | 61 | 0 | - | 0 | 540 | 353 | 6,613 | 7,613 | | | 107 | | 7,506 | |
| 12/3/2019 | 60 | 78 | 0 | - | 0 | 615 | 388 | 189 | 1,330 | | | 138 | | 1,192 | |
| 12/4/2019 | 85 | 90 | 0 | - | 0 | 671 | 427 | 4,391 | 5,664 | | | 175 | | 5,489 | |
| 12/5/2019 | 50 | 61 | 0 | - | 0 | 417 | 494 | 2,307 | 3,329 | | | 111 | | 3,218 | |
| 12/6/2019 | 65 | 83 | 0 | - | 0 | 544 | 652 | 1,907 | 3,251 | 23,328 | 3,333 | 148 | 116 | 3,103 | 3,216 |
| 12/7/2019 | 66 | 79 | 0 | - | 0 | 558 | 57 | 1,892 | 2,652 | | | 145 | | 2,507 | |
| 12/8/2019 | 66 | 79 | 0 | - | 0 | 558 | 57 | 1,892 | 2,652 | | | 145 | | 2,507 | |
| 12/9/2019 | 81 | 92 | 0 | - | 0 | 564 | 365 | 1,334 | 2,436 | | | 173 | | 2,263 | |
| 12/10/2019 | 86 | 88 | 0 | - | 0 | 553 | 387 | 2,434 | 3,548 | | | 174 | | 3,374 | |
| 12/11/2019 | 87 | 89 | 0 | - | 0 | 527 | 383 | 2,051 | 3,137 | | | 176 | | 2,961 | |
| 12/12/2019 | 83 | 99 | 0 | - | 0 | 562 | 390 | 1,926 | 3,060 | | | 182 | | 2,878 | |
| 12/13/2019 | 79 | 77 | 0 | - | 0 | 598 | 391 | 2,173 | 3,318 | 20,803 | 2,972 | 156 | 164 | 3,162 | 2,807 |
| 12/14/2019 | 81 | 82 | 0 | - | 0 | 518 | 369 | 0 | 1,050 | | | 163 | | 887 | |
| 12/15/2019 | 81 | 82 | 0 | - | 0 | 518 | 369 | 0 | 1,050 | | | 163 | | 887 | |
| 12/16/2019 | 81 | 79 | 0 | - | 0 | 520 | 367 | 3,668 | 4,715 | | | 160 | | 4,555 | |
| 12/17/2019 | 78 | 189 | 0 | - | 0 | 567 | 386 | 1,912 | 3,132 | | | 267 | | 2,865 | |
| 12/18/2019 | 61 | 87 | 0 | - | 133 | 490 | 345 | 2,389 | 3,505 | | | 148 | | 3,357 | |
| 12/19/2019 | 86 | 97 | 0 | - | 65 | 493 | 336 | 0 | 1,077 | | | 183 | | 894 | |
| 12/20/2019 | 73 | 88 | 0 | - | 17 | 482 | 322 | 3,084 | 4,066 | 18,595 | 2,656 | 161 | 178 | 3,905 | 2,479 |
| 12/21/2019 | 81 | 104 | 0 | - | 231 | 551 | 224 | 0 | 1,191 | | | 185 | | 1,006 | |
| 12/22/2019 | 81 | 104 | 0 | - | 231 | 551 | 224 | 0 | 1,191 | | | 185 | | 1,006 | |

Appendix A - Pumping Data
Extraction Wells and Condensate Traps
Liquid Assessment Monitoring
Southeast County Landfill

| | Condensate Traps | | | LFG Extraction Wells | | | | | | WEEKLY | | CTs | | EWs | |
|---|---|---|---|---|---|---|---|---|---|---|---|---|---|---|---|
| DATE | CT-1 (gal) | CT-2 (gal) | CT-3 (gal) | EW-38 (gal) | HC-17 (gal) | EW-44 (gal) | EW-48 (gal) | EW-66 (gal) | All (gpd) | TOTAL (gal) | Daily Avg (gpd) | Total (gal) | Daily Avg (gpd) | Total (gal) | Daily Avg (gpd) |
| 12/23/2019 | 72 | 96 | 0 | - | 1,872 | 507 | 0 | 5,233 | 7,780 | | | 168 | | 7,612 | |
| 12/24/2019 | 82 | 102 | 0 | - | 501 | 474 | 0 | 0 | 1,159 | | | 184 | | 975 | |
| 12/25/2019 | 82 | 102 | 0 | - | 501 | 474 | 0 | 0 | 1,159 | | | 184 | | 975 | |
| 12/26/2019 | 104 | 133 | 0 | - | 139 | 478 | 0 | 808 | 1,662 | | | 237 | | 1,425 | |
| 12/27/2019 | 83 | 111 | 0 | - | 64 | 397 | 2 | 508 | 1,165 | 15,307 | 2,187 | 194 | 191 | 971 | 1,996 |
| 12/28/2019 | 104 | 138 | 0 | - | 28 | 471 | 0 | 0 | 741 | | | 242 | | 499 | |
| 12/29/2019 | 104 | 138 | 0 | - | 28 | 471 | 0 | 0 | 741 | | | 242 | | 499 | |
| 12/30/2019 | 94 | 130 | 0 | - | 4 | 451 | 401 | 0 | 1,080 | | | 224 | | 856 | |
| 12/31/2019 | 98 | 129 | 0 | - | 0 | 447 | 0 | 0 | 674 | | | 227 | | 447 | |
| 1/1/2020 | 98 | 129 | 0 | - | 0 | 447 | 0 | 0 | 674 | | | 227 | | 447 | |
| 1/2/2020 | 97 | 121 | 0 | - | 0 | 462 | 0 | 3,451 | 4,131 | | | 218 | | 3,913 | |
| 1/3/2020 | 89 | 120 | 0 | - | 0 | 438 | 0 | 797 | 1,444 | 9,485 | 1,355 | 209 | 227 | 1,235 | 1,128 |
| 1/4/2020 | 96 | 123 | 0 | - | 0 | 433 | 0 | 2 | 654 | | | 219 | | 435 | |
| 1/5/2020 | 96 | 123 | 0 | - | 0 | 433 | 0 | 2 | 654 | | | 219 | | 435 | |
| 1/6/2020 | 90 | 110 | 0 | - | 0 | 414 | 103 | 1,112 | 1,829 | | | 200 | | 1,629 | |
| 1/7/2020 | 90 | 107 | 0 | - | 0 | 407 | 0 | 831 | 1,435 | | | 197 | | 1,238 | |
| 1/8/2020 | 89 | 108 | 0 | - | 0 | 378 | 41 | 574 | 1,190 | | | 197 | | 993 | |
| 1/9/2020 | 94 | 113 | 0 | - | 0 | 417 | 0 | 703 | 1,327 | | | 207 | | 1,120 | |
| 1/10/2020 | 98 | 130 | 0 | - | 0 | 426 | 0 | 0 | 654 | 7,743 | 1,106 | 228 | 210 | 426 | 897 |
| 1/11/2020 | 35 | 69 | 0 | - | 0 | 344 | 0 | 0 | 448 | | | 104 | | 344 | |
| 1/12/2020 | 91 | 125 | 0 | - | 0 | 448 | 92 | 0 | 756 | | | 216 | | 540 | |
| 1/13/2020 | 109 | 98 | 0 | - | 0 | 425 | 125 | 737 | 1,494 | | | 207 | | 1,287 | |
| 1/14/2020 | 109 | 60 | 0 | - | 0 | 440 | 0 | 137 | 746 | | | 169 | | 577 | |
| 1/15/2020 | 89 | 108 | 0 | - | 0 | 361 | 41 | 43 | 642 | | | 197 | | 445 | |
| 1/16/2020 | 106 | 127 | 0 | - | 0 | 405 | 71 | 274 | 983 | | | 233 | | 750 | |
| 1/17/2020 | 183 | 225 | 0 | - | 0 | 754 | 2 | 270 | 1,434 | 6,503 | 929 | 408 | 219 | 1,026 | 710 |
| 1/18/2020 | 52 | 49 | 0 | - | 0 | 209 | 0 | 0 | 310 | | | 101 | | 209 | |
| 1/19/2020 | 52 | 49 | 0 | - | 0 | 209 | 0 | 0 | 310 | | | 101 | | 209 | |
| 1/20/2020 | 96 | 63 | 0 | - | 0 | 387 | 0 | 0 | 546 | | | 159 | | 387 | |
| 1/21/2020 | 89 | 44 | 0 | - | 0 | 385 | 53 | 969 | 1,540 | | | 133 | | 1,407 | |
| 1/22/2020 | 94 | 105 | 0 | - | 0 | 326 | 0 | 860 | 1,385 | | | 199 | | 1,186 | |
| 1/23/2020 | 126 | 28 | 0 | - | 0 | 465 | 0 | 0 | 619 | | | 154 | | 465 | |
| 1/24/2020 | 119 | 0 | 0 | - | 0 | 396 | 0 | 743 | 1,258 | 5,968 | 853 | 119 | 138 | 1,139 | 715 |
| 1/25/2020 | 136 | 0 | 0 | - | 0 | 406 | 30 | 0 | 572 | | | 136 | | 436 | |
| 1/26/2020 | 136 | 0 | 0 | - | 0 | 406 | 30 | 0 | 572 | | | 136 | | 436 | |
| 1/27/2020 | 114 | 0 | 0 | - | 0 | 386 | 37 | 932 | 1,469 | | | 114 | | 1,355 | |
| 1/28/2020 | 122 | 211 | 0 | - | 0 | 370 | 58 | 402 | 1,163 | | | 333 | | 830 | |
| 1/29/2020 | 146 | 92 | 0 | - | 0 | 387 | 46 | 596 | 1,267 | | | 238 | | 1,029 | |
| 1/30/2020 | 134 | 100 | 0 | - | 0 | 366 | 54 | 726 | 1,380 | | | 234 | | 1,146 | |
| 1/31/2020 | 130 | 111 | 0 | - | 0 | 371 | 0 | 633 | 1,245 | 7,668 | 1,095 | 241 | 205 | 1,004 | 891 |
| 2/1/2020 | 130 | 103 | 0 | - | 0 | 362 | 32 | 0 | 627 | | | 233 | | 394 | |
| 2/2/2020 | 130 | 103 | 0 | - | 0 | 362 | 32 | 0 | 627 | | | 233 | | 394 | |
| 2/3/2020 | 136 | 107 | 0 | - | 0 | 360 | 41 | 99 | 743 | | | 243 | | 500 | |
| 2/4/2020 | 128 | 111 | 0 | - | 0 | 355 | 52 | 44 | 690 | | | 239 | | 451 | |
| 2/5/2020 | 135 | 111 | 0 | - | 0 | 401 | 43 | 394 | 1,084 | | | 246 | | 838 | |
| 2/6/2020 | 113 | 122 | 0 | - | 0 | 368 | 65 | 529 | 1,197 | | | 235 | | 962 | |
| 2/7/2020 | 92 | 106 | 0 | - | 0 | 288 | 0 | 328 | 814 | 5,782 | 826 | 198 | 232 | 616 | 594 |
| 2/8/2020 | 129 | 120 | 0 | - | 0 | 314 | 25 | 0 | 588 | | | 249 | | 339 | |
| 2/9/2020 | 129 | 120 | 0 | - | 0 | 314 | 25 | 0 | 588 | | | 249 | | 339 | |
| 2/10/2020 | 117 | 111 | 0 | - | 0 | 325 | 62 | 678 | 1,293 | | | 228 | | 1,065 | |
| 2/11/2020 | 131 | 122 | 0 | - | 0 | 346 | 0 | 623 | 1,222 | | | 253 | | 969 | |
| 2/12/2020 | 178 | 168 | 0 | - | 0 | 425 | 47 | 0 | 818 | | | 346 | | 472 | |
| 2/13/2020 | 1 | 78 | 0 | - | 0 | 210 | 38 | 0 | 327 | | | 79 | | 248 | |
| 2/14/2020 | 75 | 66 | 0 | - | 0 | 271 | 40 | 888 | 1,340 | 6,176 | 882 | 141 | 221 | 1,199 | 662 |
| 2/15/2020 | 215 | 106 | 0 | - | 0 | 323 | 34 | 0 | 678 | | | 321 | | 357 | |
| 2/16/2020 | 215 | 106 | 0 | - | 0 | 323 | 34 | 0 | 678 | | | 321 | | 357 | |
| 2/17/2020 | 167 | 103 | 0 | - | 0 | 313 | 31 | 801 | 1,415 | | | 270 | | 1,145 | |
| 2/18/2020 | 178 | 131 | 0 | - | 0 | 328 | 43 | 673 | 1,353 | | | 309 | | 1,044 | |
| 2/19/2020 | 183 | 143 | 0 | - | 0 | 369 | 47 | 613 | 1,355 | | | 326 | | 1,029 | |
| 2/20/2020 | 126 | 106 | 0 | - | 0 | 257 | 48 | 1 | 538 | | | 232 | | 306 | |
| 2/21/2020 | 134 | 103 | 0 | - | 0 | 281 | 0 | 482 | 1,000 | 7,017 | 1,002 | 237 | 288 | 763 | 714 |
| 2/22/2020 | 146 | 120 | 0 | - | 0 | 310 | 25 | 0 | 601 | | | 266 | | 335 | |
| 2/23/2020 | 146 | 120 | 0 | - | 0 | 310 | 25 | 0 | 601 | | | 266 | | 335 | |
| 2/24/2020 | 137 | 105 | 0 | - | 0 | 338 | 34 | 155 | 769 | | | 242 | | 527 | |
| 2/25/2020 | 139 | 116 | 0 | - | 0 | 322 | 33 | 0 | 610 | | | 255 | | 355 | |

Appendix A - Pumping Data
Extraction Wells and Condensate Traps
Liquid Assessment Monitoring
Southeast County Landfill

| | Condensate Traps | | | LFG Extraction Wells | | | | | | WEEKLY | | CTs | | EWs | |
|---|---|---|---|---|---|---|---|---|---|---|---|---|---|---|---|
| DATE | CT-1 (gal) | CT-2 (gal) | CT-3 (gal) | EW-38 (gal) | HC-17 (gal) | EW-44 (gal) | EW-48 (gal) | EW-66 (gal) | All (gpd) | TOTAL (gal) | Daily Avg (gpd) | Total (gal) | Daily Avg (gpd) | Total (gal) | Daily Avg (gpd) |
| 2/26/2020 | 141 | 125 | 0 | - | 0 | 301 | 42 | 777 | 1,386 | | | 266 | | 1,120 | |
| 2/27/2020 | 126 | 109 | 0 | - | 0 | 280 | 33 | 513 | 1,061 | | | 235 | | 826 | |
| 2/28/2020 | 132 | 111 | 0 | - | 0 | 289 | 30 | 900 | 1,462 | 6,490 | 927 | 243 | 253 | 1,219 | 674 |
| 2/29/2020 | 123 | 94 | 0 | - | 0 | 262 | 30 | 0 | 509 | | | 217 | | 292 | |
| 3/1/2020 | 153 | 135 | 0 | - | 0 | 334 | 36 | 3 | 661 | | | 288 | | 373 | |
| 3/2/2020 | 134 | 113 | 0 | - | 0 | 298 | 34 | 737 | 1,316 | | | 247 | | 1,069 | |
| 3/3/2020 | 158 | 125 | 0 | - | 0 | 323 | 40 | 529 | 1,175 | | | 283 | | 892 | |
| 3/4/2020 | 161 | 102 | 0 | - | 0 | 288 | 40 | 455 | 1,046 | | | 263 | | 783 | |
| 3/5/2020 | 135 | 80 | 0 | - | 0 | 0 | 0 | 409 | 624 | | | 215 | | 409 | |
| 3/6/2020 | 148 | 69 | 0 | - | 0 | 304 | 50 | 148 | 719 | 6,050 | 864 | 217 | 247 | 502 | 617 |
| 3/7/2020 | 148 | 69 | 0 | - | 0 | 304 | 50 | 148 | 719 | | | 217 | | 502 | |
| 3/8/2020 | 148 | 69 | 0 | - | 0 | 304 | 50 | 148 | 719 | | | 217 | | 502 | |
| 3/9/2020 | 135 | 62 | 0 | - | 0 | 232 | 36 | 610 | 1,075 | | | 197 | | 878 | |
| 3/10/2020 | 185 | 88 | 0 | - | 0 | 316 | 34 | 428 | 1,051 | | | 273 | | 778 | |
| 3/11/2020 | 149 | 70 | 0 | - | 0 | 290 | 25 | 434 | 968 | | | 219 | | 749 | |
| 3/12/2020 | 159 | 73 | 0 | - | 0 | 280 | 35 | 411 | 958 | | | 232 | | 726 | |
| 3/13/2020 | 183 | 84 | 0 | - | 0 | 277 | 36 | 139 | 719 | 6,209 | 887 | 267 | 232 | 452 | 655 |
| 3/14/2020 | 183 | 84 | 0 | - | 0 | 277 | 36 | 139 | 719 | | | 267 | | 452 | |
| 3/15/2020 | 183 | 84 | 0 | - | 0 | 277 | 36 | 139 | 719 | | | 267 | | 452 | |
| 3/16/2020 | 165 | 77 | 0 | - | 0 | 262 | 41 | 619 | 1,164 | | | 242 | | 922 | |
| 3/17/2020 | 206 | 87 | 0 | - | 0 | 291 | 32 | 429 | 1,045 | | | 293 | | 752 | |
| 3/18/2020 | 162 | 74 | 0 | - | 0 | 248 | 39 | 398 | 921 | | | 236 | | 685 | |
| 3/19/2020 | 182 | 81 | 0 | - | 0 | 292 | 42 | 352 | 949 | | | 263 | | 686 | |
| 3/20/2020 | 173 | 78 | 0 | - | 0 | 263 | 19 | 124 | 657 | 6,174 | 882 | 251 | 260 | 406 | 622 |
| 3/21/2020 | 173 | 78 | 0 | - | 0 | 263 | 19 | 124 | 657 | | | 251 | | 406 | |
| 3/22/2020 | 173 | 78 | 0 | - | 0 | 263 | 19 | 124 | 657 | | | 251 | | 406 | |
| 3/23/2020 | 182 | 81 | 0 | - | 0 | 260 | 31 | 572 | 1,126 | | | 263 | | 863 | |
| 3/24/2020 | 163 | 74 | 0 | - | 0 | 287 | 33 | 408 | 965 | | | 237 | | 728 | |
| 3/25/2020 | 176 | 75 | 0 | - | 0 | 286 | 34 | 389 | 960 | | | 251 | | 709 | |
| 3/26/2020 | 173 | 75 | 0 | - | 0 | 268 | 39 | 362 | 917 | | | 248 | | 669 | |
| 3/27/2020 | 162 | 66 | 0 | - | 0 | 246 | 40 | 344 | 858 | 6,140 | 877 | 228 | 247 | 630 | 630 |
| 3/28/2020 | 185 | 78 | 0 | - | 0 | 259 | 34 | 0 | 556 | | | 263 | | 293 | |
| 3/29/2020 | 185 | 78 | 0 | - | 0 | 259 | 34 | 0 | 556 | | | 263 | | 293 | |
| 3/30/2020 | 368 | 160 | 0 | - | 0 | 629 | 71 | 527 | 1,755 | | | 528 | | 1,227 | |
| 3/31/2020 | 0 | 0 | 0 | - | 0 | 0 | 0 | 44 | 44 | | | 0 | | 44 | |
| 4/1/2020 | 147 | 53 | 0 | - | 0 | 177 | 55 | 710 | 1,142 | | | 200 | | 942 | |
| 4/2/2020 | 109 | 42 | 0 | - | 0 | 231 | 35 | 428 | 845 | | | 151 | | 694 | |
| 4/3/2020 | 152 | 58 | 0 | - | 0 | 248 | 35 | 295 | 788 | 5,686 | 812 | 210 | 231 | 578 | 582 |
| 4/4/2020 | 168 | 63 | 0 | - | 0 | 256 | 34 | 2 | 523 | | | 231 | | 292 | |
| 4/5/2020 | 168 | 63 | 0 | - | 0 | 256 | 34 | 2 | 523 | | | 231 | | 292 | |
| 4/6/2020 | 148 | 60 | 0 | - | 0 | 231 | 35 | 524 | 998 | | | 208 | | 790 | |
| 4/7/2020 | 35 | 24 | 0 | - | 0 | 53 | 0 | 0 | 112 | | | 59 | | 53 | |
| 4/8/2020 | 164 | 135 | 0 | - | 0 | 348 | 35 | 708 | 1,390 | | | 299 | | 1,091 | |
| 4/9/2020 | 103 | 76 | 0 | - | 0 | 320 | 35 | 304 | 838 | | | 179 | | 659 | |
| 4/10/2020 | 103 | 76 | 0 | - | 0 | 207 | 33 | 58 | 477 | 4,861 | 694 | 179 | 198 | 298 | 496 |
| 4/11/2020 | 139 | 98 | 0 | - | 0 | 224 | 41 | 0 | 502 | | | 237 | | 265 | |
| 4/12/2020 | 139 | 98 | 0 | - | 0 | 224 | 41 | 0 | 502 | | | 237 | | 265 | |
| 4/13/2020 | 141 | 102 | 0 | - | 0 | 303 | 30 | 436 | 1,012 | | | 243 | | 769 | |
| 4/14/2020 | 139 | 118 | 0 | - | 0 | 269 | 34 | 336 | 896 | | | 257 | | 639 | |
| 4/15/2020 | 109 | 89 | 0 | - | 0 | 215 | 37 | 309 | 759 | | | 198 | | 561 | |
| 4/16/2020 | 122 | 84 | 0 | - | 0 | 172 | 36 | 245 | 659 | | | 206 | | 453 | |
| 4/17/2020 | 25 | 41 | 0 | - | 0 | 144 | 36 | 243 | 489 | 4,819 | 688 | 66 | 206 | 423 | 482 |
| 4/18/2020 | 8 | 30 | 0 | - | 0 | 210 | 36 | 0 | 284 | | | 38 | | 246 | |
| 4/19/2020 | 8 | 30 | 0 | - | 0 | 210 | 36 | 0 | 284 | | | 38 | | 246 | |
| 4/20/2020 | 102 | 95 | 0 | - | 0 | 239 | 30 | 439 | 905 | | | 197 | | 708 | |
| 4/21/2020 | 126 | 101 | 0 | - | 0 | 227 | 0 | 298 | 752 | | | 227 | | 525 | |
| 4/22/2020 | 142 | 107 | 0 | - | 0 | 221 | 0 | 0 | 470 | | | 249 | | 221 | |
| 4/23/2020 | 47 | 46 | 0 | - | 0 | 152 | 0 | 0 | 245 | | | 93 | | 152 | |
| 4/24/2020 | 118 | 87 | 0 | - | 0 | 274 | 0 | 0 | 479 | 3,419 | 488 | 205 | 150 | 274 | 339 |
| 4/25/2020 | 185 | 1,523 | 0 | - | 0 | 224 | 0 | 0 | 1,932 | | | 1,708 | | 224 | |
| 4/26/2020 | 185 | 1,523 | 0 | - | 0 | 224 | 0 | 0 | 1,932 | | | 1,708 | | 224 | |
| 4/27/2020 | 154 | 34 | 0 | - | 0 | 148 | 46 | 490 | 872 | | | 188 | | 684 | |
| 4/28/2020 | 81 | 84 | 0 | - | 0 | 273 | 45 | 329 | 812 | | | 165 | | 647 | |
| 4/29/2020 | 59 | 120 | 0 | - | 0 | 180 | 47 | 310 | 716 | | | 179 | | 537 | |
| 4/30/2020 | 77 | 155 | 0 | - | 0 | 227 | 40 | 245 | 744 | | | 232 | | 512 | |

Appendix A - Pumping Data
Extraction Wells and Condensate Traps
Liquid Assessment Monitoring
Southeast County Landfill

| | Condensate Traps | | | LFG Extraction Wells | | | | | | WEEKLY | | CTs | | EWs | |
|---|---|---|---|---|---|---|---|---|---|---|---|---|---|---|---|
| DATE | CT-1 (gal) | CT-2 (gal) | CT-3 (gal) | EW-38 (gal) | HC-17 (gal) | EW-44 (gal) | EW-48 (gal) | EW-66 (gal) | All (gpd) | TOTAL (gal) | Daily Avg (gpd) | Total (gal) | Daily Avg (gpd) | Total (gal) | Daily Avg (gpd) |
| 5/1/2020 | 71 | 60 | 0 | - | 0 | 198 | 40 | 232 | 601 | 7,609 | 1,087 | 131 | 616 | 470 | 471 |
| 5/2/2020 | 88 | 65 | 0 | - | 0 | 217 | 20 | 0 | 390 | | | 153 | | 237 | |
| 5/3/2020 | 88 | 65 | 0 | - | 0 | 217 | 20 | 0 | 390 | | | 153 | | 237 | |
| 5/4/2020 | 84 | 62 | 0 | - | 0 | 224 | 37 | 424 | 831 | | | 146 | | 685 | |
| 5/5/2020 | 80 | 60 | 0 | - | 0 | 215 | 45 | 429 | 829 | | | 140 | | 689 | |
| 5/6/2020 | 82 | 62 | 0 | - | 0 | 214 | 20 | 0 | 378 | | | 144 | | 234 | |
| 5/7/2020 | 82 | 71 | 0 | - | 0 | 193 | 33 | 422 | 801 | | | 153 | | 648 | |
| 5/8/2020 | 79 | 86 | 0 | - | 0 | 211 | 32 | 317 | 725 | 4,344 | 621 | 165 | 151 | 560 | 470 |
| 5/9/2020 | 86 | 59 | 0 | - | 0 | 204 | 33 | 0 | 382 | | | 145 | | 237 | |
| 5/10/2020 | 86 | 59 | 0 | - | 0 | 204 | 33 | 0 | 382 | | | 145 | | 237 | |
| 5/11/2020 | 101 | 71 | 0 | - | 0 | 256 | 42 | 422 | 892 | | | 172 | | 720 | |
| 5/12/2020 | 62 | 42 | 0 | - | 0 | 146 | 44 | 0 | 294 | | | 104 | | 190 | |
| 5/13/2020 | 111 | 72 | 0 | - | 0 | 253 | 51 | 402 | 889 | | | 183 | | 706 | |
| 5/14/2020 | 55 | 43 | 0 | - | 0 | 153 | 54 | 343 | 648 | | | 98 | | 550 | |
| 5/15/2020 | 73 | 58 | 0 | - | 0 | 211 | 44 | 294 | 680 | 4,167 | 595 | 131 | 140 | 549 | 456 |
| 5/16/2020 | 41 | 35 | 0 | - | 0 | 171 | 33 | 1 | 281 | | | 76 | | 205 | |
| 5/17/2020 | 41 | 35 | 0 | - | 0 | 171 | 33 | 1 | 281 | | | 76 | | 205 | |
| 5/18/2020 | 69 | 55 | 0 | - | 0 | 227 | 36 | 437 | 824 | | | 124 | | 700 | |
| 5/19/2020 | 83 | 63 | 0 | - | 0 | 249 | 36 | 0 | 431 | | | 146 | | 285 | |
| 5/20/2020 | 75 | 52 | 0 | - | 0 | 187 | 36 | 517 | 867 | | | 127 | | 740 | |
| 5/21/2020 | 75 | 52 | 0 | - | 0 | 158 | 47 | 303 | 635 | | | 127 | | 508 | |
| 5/22/2020 | 69 | 52 | 0 | - | 0 | 201 | 39 | 265 | 626 | 3,945 | 564 | 121 | 114 | 505 | 450 |
| 5/23/2020 | 79 | 56 | 0 | - | 0 | 196 | 0 | 0 | 331 | | | 135 | | 196 | |
| 5/24/2020 | 79 | 56 | 0 | - | 0 | 196 | 0 | 0 | 331 | | | 135 | | 196 | |
| 5/25/2020 | 77 | 61 | 0 | - | 0 | 216 | 40 | 0 | 394 | | | 138 | | 256 | |
| 5/26/2020 | 78 | 63 | 0 | - | 0 | 214 | 41 | 435 | 831 | | | 141 | | 690 | |
| 5/27/2020 | 76 | 60 | 0 | - | 0 | 195 | 36 | 305 | 672 | | | 136 | | 536 | |
| 5/28/2020 | 79 | 51 | 0 | - | 0 | 175 | 24 | 299 | 628 | | | 130 | | 498 | |
| 5/29/2020 | 78 | 63 | 0 | - | 0 | 192 | 0 | 0 | 333 | 3,520 | 503 | 141 | 137 | 192 | 366 |
| 5/30/2020 | 86 | 67 | 0 | - | 0 | 201 | 16 | 0 | 370 | | | 153 | | 217 | |
| 5/31/2020 | 86 | 67 | 0 | - | 0 | 201 | 16 | 0 | 370 | | | 153 | | 217 | |
| 6/1/2020 | 71 | 61 | 0 | - | - | 170 | 0 | 570 | 872 | | | 132 | | 740 | |
| 6/2/2020 | 84 | 61 | 0 | - | - | 179 | 43 | 346 | 713 | | | 145 | | 568 | |
| 6/3/2020 | 66 | 56 | 0 | - | - | 177 | 33 | 300 | 632 | | | 122 | | 510 | |
| 6/4/2020 | 41 | 449 | 0 | - | - | 151 | 36 | 317 | 994 | | | 490 | | 504 | |
| 6/5/2020 | 63 | 412 | 0 | - | - | 195 | 49 | 553 | 1,272 | 5,223 | 746 | 475 | 239 | 797 | 508 |
| 6/6/2020 | 70 | 623 | 0 | - | - | 212 | 39 | 0 | 944 | | | 693 | | 251 | |
| 6/7/2020 | 70 | 623 | 0 | - | - | 212 | 39 | 0 | 944 | | | 693 | | 251 | |
| 6/8/2020 | 56 | 470 | 0 | - | - | 142 | 40 | 930 | 1,638 | | | 526 | | 1,112 | |
| 6/9/2020 | 88 | 116 | 0 | - | - | 380 | 42 | 479 | 1,105 | | | 204 | | 901 | |
| 6/10/2020 | 77 | 60 | 0 | - | - | 81 | 33 | 432 | 683 | | | 137 | | 546 | |
| 6/11/2020 | 93 | 68 | 0 | - | - | 64 | 33 | 363 | 621 | | | 161 | | 460 | |
| 6/12/2020 | 80 | 75 | 0 | - | - | 161 | 39 | 339 | 694 | 6,629 | 947 | 155 | 367 | 539 | 580 |
| 6/13/2020 | 91 | 68 | 0 | - | - | 164 | 0 | 0 | 323 | | | 159 | | 164 | |
| 6/14/2020 | 133 | 85 | 0 | - | - | 16 | 79 | 0 | 313 | | | 218 | | 95 | |
| 6/15/2020 | 66 | 66 | 0 | - | - | 252 | 39 | 1,148 | 1,571 | | | 132 | | 1,439 | |
| 6/16/2020 | 86 | 62 | 0 | - | - | 176 | 31 | 930 | 1,285 | | | 148 | | 1,137 | |
| 6/17/2020 | 101 | 65 | 0 | - | - | 173 | 35 | 728 | 1,102 | | | 166 | | 936 | |
| 6/18/2020 | 80 | 68 | 0 | - | - | 172 | 37 | 600 | 957 | | | 148 | | 809 | |
| 6/19/2020 | 82 | 60 | 0 | - | - | 178 | 20 | 423 | 763 | 6,314 | 902 | 142 | 159 | 621 | 743 |
| 6/20/2020 | 90 | 72 | 0 | - | - | 170 | 33 | 0 | 365 | | | 162 | | 203 | |
| 6/21/2020 | 90 | 72 | 0 | - | - | 170 | 33 | 0 | 365 | | | 162 | | 203 | |
| 6/22/2020 | 94 | 72 | 0 | - | - | 185 | 30 | 1,107 | 1,488 | | | 166 | | 1,322 | |
| 6/23/2020 | 73 | 55 | 0 | - | - | 148 | 42 | 750 | 1,068 | | | 128 | | 940 | |
| 6/24/2020 | 89 | 66 | 0 | - | - | 171 | 0 | 532 | 858 | | | 155 | | 703 | |
| 6/25/2020 | 85 | 71 | 0 | - | - | 176 | 37 | 0 | 369 | | | 156 | | 213 | |
| 6/26/2020 | 59 | 52 | 0 | - | - | 129 | 0 | 600 | 840 | 5,353 | 765 | 111 | 149 | 729 | 616 |
| 6/27/2020 | 89 | 65 | 0 | - | - | 181 | 0 | 0 | 335 | | | 154 | | 181 | |
| 6/28/2020 | 94 | 75 | 0 | - | - | 199 | 40 | 0 | 408 | | | 169 | | 239 | |
| 6/29/2020 | 73 | 53 | 0 | - | - | 144 | 35 | 652 | 957 | | | 126 | | 831 | |
| 6/30/2020 | 91 | 64 | 0 | - | - | 168 | 26 | 445 | 794 | | | 155 | | 639 | |
| 7/1/2020 | 8 | 26 | 0 | - | - | 74 | 45 | 406 | 559 | | | 34 | | 525 | |
| 7/2/2020 | 72 | 56 | 0 | - | - | 208 | 0 | 0 | 336 | | | 128 | | 208 | |
| 7/3/2020 | 78 | 52 | 0 | - | - | 164 | 0 | 0 | 294 | 3,683 | 526 | 130 | 128 | 164 | 398 |
| 7/4/2020 | 99 | 0 | 0 | - | - | 190 | 0 | 0 | 289 | | | 99 | | 190 | |

Appendix A - Pumping Data
Extraction Wells and Condensate Traps
Liquid Assessment Monitoring
Southeast County Landfill

| | Condensate Traps | | | LFG Extraction Wells | | | | | | WEEKLY | | CTs | | EWs | |
|---|---|---|---|---|---|---|---|---|---|---|---|---|---|---|---|
| DATE | CT-1 (gal) | CT-2 (gal) | CT-3 (gal) | EW-38 (gal) | HC-17 (gal) | EW-44 (gal) | EW-48 (gal) | EW-66 (gal) | All (gpd) | TOTAL (gal) | Daily Avg (gpd) | Total (gal) | Daily Avg (gpd) | Total (gal) | Daily Avg (gpd) |
| 7/5/2020 | 73 | 181 | 0 | - | - | 148 | 0 | 0 | 402 | | | 254 | | 148 | |
| 7/6/2020 | 92 | 84 | 0 | - | - | 165 | 37 | 0 | 378 | | | 176 | | 202 | |
| 7/7/2020 | 53 | 111 | 0 | - | - | 142 | 43 | 513 | 862 | | | 164 | | 698 | |
| 7/8/2020 | 97 | 136 | 0 | - | - | 191 | 32 | 463 | 919 | | | 233 | | 686 | |
| 7/9/2020 | 79 | 99 | 0 | - | - | 147 | 42 | 457 | 824 | | | 178 | | 646 | |
| 7/10/2020 | 79 | 104 | 0 | - | - | 152 | 41 | 318 | 694 | 4,368 | 624 | 183 | 184 | 511 | 440 |
| 7/11/2020 | 98 | 114 | 0 | - | - | 170 | 0 | 0 | 382 | | | 212 | | 170 | |
| 7/12/2020 | 96 | 108 | 0 | - | - | 172 | 46 | 0 | 422 | | | 204 | | 218 | |
| 7/13/2020 | 87 | 94 | 0 | - | - | 145 | 39 | 673 | 1,038 | | | 181 | | 857 | |
| 7/14/2020 | 81 | 101 | 0 | - | - | 153 | 32 | 521 | 888 | | | 182 | | 706 | |
| 7/15/2020 | 96 | 94 | 0 | - | - | 160 | 44 | 516 | 910 | | | 190 | | 720 | |
| 7/16/2020 | 65 | 87 | 0 | - | - | 119 | 32 | 511 | 814 | | | 152 | | 662 | |
| 7/17/2020 | 77 | 73 | 0 | - | - | 158 | 40 | 447 | 795 | 5,249 | 750 | 150 | 182 | 645 | 568 |
| 7/18/2020 | 85 | 85 | 0 | - | - | 154 | 0 | 0 | 324 | | | 170 | | 154 | |
| 7/19/2020 | 109 | 112 | 0 | - | - | 178 | 47 | 0 | 446 | | | 221 | | 225 | |
| 7/20/2020 | 87 | 81 | 0 | - | - | 148 | 33 | 700 | 1,049 | | | 168 | | 881 | |
| 7/21/2020 | 75 | 75 | 0 | - | - | 134 | 33 | 487 | 804 | | | 150 | | 654 | |
| 7/22/2020 | 89 | 81 | 0 | - | - | 165 | 41 | 475 | 851 | | | 170 | | 681 | |
| 7/23/2020 | 69 | 58 | 0 | - | - | 136 | 32 | 456 | 751 | | | 127 | | 624 | |
| 7/24/2020 | 81 | 76 | 0 | - | - | 136 | 41 | 397 | 731 | 4,956 | 708 | 157 | 166 | 574 | 542 |
| 7/25/2020 | 99 | 85 | 0 | - | - | 19 | 19 | 0 | 222 | | | 184 | | 38 | |
| 7/26/2020 | 99 | 85 | 0 | - | - | 19 | 19 | 0 | 222 | | | 184 | | 38 | |
| 7/27/2020 | 55 | 103 | 0 | - | - | 176 | 34 | 624 | 992 | | | 158 | | 834 | |
| 7/28/2020 | 75 | 67 | 0 | - | - | 86 | 35 | 410 | 673 | | | 142 | | 531 | |
| 7/29/2020 | 6 | 9 | 0 | - | - | 0 | 34 | 369 | 418 | | | 15 | | 403 | |
| 7/30/2020 | 1 | 1 | 0 | - | - | 1 | 1 | 681 | 685 | | | 2 | | 683 | |
| 7/31/2020 | 85 | 207 | 0 | - | - | 2 | 74 | 337 | 705 | 3,917 | 560 | 292 | 140 | 413 | 420 |

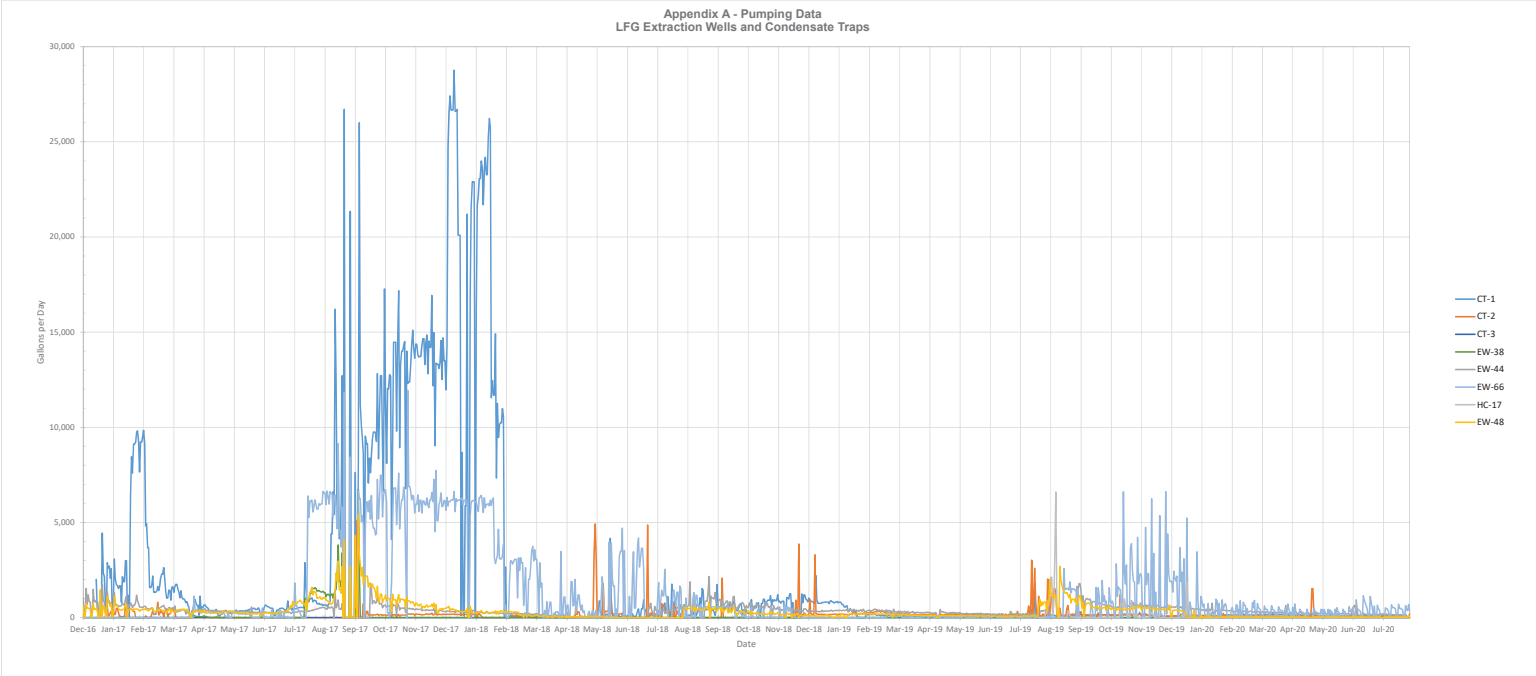
Appendix A - Pumping Data
LFG Extraction Wells and Condensate Traps
Gallons per Day
30,000
25,000
20,000
15,000
10,000
5,000
0
Dec-16 Jan-17 Feb-17 Mar-17 Apr-17 May-17 Jun-17 Jul-17 Aug-17 Sep-17 Oct-17 Nov-17 Dec-17 Jan-18 Feb-18 Mar-18 Apr-18 May-18 Jun-18 Jul-18 Aug-18 Sep-18 Oct-18 Nov-18 Dec-18 Jan-19 Feb-19 Mar-19 Apr-19 May-19 Jun-19 Jul-19 Aug-19 Sep-19 Oct-19 Nov-19 Dec-19 Jan-20 Feb-20 Mar-20 Apr-20 May-20 Jun-20 Jul-20
Date
CT-1
CT-2
CT-3
EW-38
EW-44
EW-66
HC-17
EW-48

Appendix A - Pumping Data
Dewatering Wells and Pump Stations
Liquid Assessment Monitoring
Southeast County Landfill

| | Dewatering Wells | | | | Pump Stations | | | | | | | WEEKLY | | DWs | | PSs | |
|---|---|---|---|---|---|---|---|---|---|---|---|---|---|---|---|---|---|
| DATE | DW 1-1 (gal) | DW 1-2 (gal) | DW 2-1 (gal) | DW 2-2 (gal) | TPS-2 (gal) | PS-2 (CO 2-1) (gal) | Test Pump Location (CO 2-4) (gal) | Test Pump Location (CO 3-1) (gal) | Test Pump Location (CO 2-2) (gal) | TPS-2B (CO 2-2) (gal) | Total (gpd) | TOTAL (gal) | Daily Avg (gpd) | Total (gal) | Daily Avg (gpd) | Total (gal) | Daily Avg (gpd) |
| 2/17/2017 | - | - | - | - | 2,000 | - | - | - | - | - | 2,000 | 2,000 | 2,000 | 0 | | 2,000 | |
| 2/18/2017 | - | - | - | - | 2,000 | - | - | - | - | - | 2,000 | | | 0 | | 2,000 | |
| 2/19/2017 | - | - | - | - | 2,000 | - | - | - | - | - | 2,000 | | | 0 | | 2,000 | |
| 2/20/2017 | - | - | - | - | 2,000 | - | - | - | - | - | 2,000 | | | 0 | | 2,000 | |
| 2/21/2017 | - | - | - | - | 2,000 | - | - | - | - | - | 2,000 | | | 0 | | 2,000 | |
| 2/22/2017 | - | - | - | - | 2,000 | - | - | - | - | - | 2,000 | | | 0 | | 2,000 | |
| 2/23/2017 | - | - | - | - | 2,000 | - | - | - | - | - | 2,000 | | | 0 | | 2,000 | |
| 2/24/2017 | - | - | - | - | 1,600 | - | - | - | - | - | 1,600 | 13,600 | 1,943 | 0 | | 1,600 | |
| 2/25/2017 | - | - | - | - | 1,600 | - | - | - | - | - | 1,600 | | | 0 | | 1,600 | |
| 2/26/2017 | - | - | - | - | 1,600 | - | - | - | - | - | 1,600 | | | 0 | | 1,600 | |
| 2/27/2017 | - | - | - | - | 1,600 | - | - | - | - | - | 1,600 | | | 0 | | 1,600 | |
| 2/28/2017 | - | - | - | - | 1,600 | - | - | - | - | - | 1,600 | | | 0 | | 1,600 | |
| 3/1/2017 | - | - | | - | 1,600 | - | - | - | - | - | 1,600 | | | 0 | | 1,600 | |
| 3/2/2017 | - | - | | - | 1,600 | - | - | - | - | - | 1,600 | | | 0 | | 1,600 | |
| 3/3/2017 | - | - | | - | 5,000 | - | - | - | - | - | 5,000 | 14,600 | 2,086 | 0 | | 5,000 | |
| 3/4/2017 | - | - | | - | 5,000 | - | - | - | - | - | 5,000 | | | 0 | | 5,000 | |
| 3/5/2017 | - | - | | - | 5,000 | - | - | - | - | - | 5,000 | | | 0 | | 5,000 | |
| 3/6/2017 | - | - | | - | 5,000 | - | - | - | - | - | 5,000 | | | 0 | | 5,000 | |
| 3/7/2017 | - | - | | - | 5,000 | - | - | - | - | - | 5,000 | | | 0 | | 5,000 | |
| 3/8/2017 | - | - | | - | 5,000 | - | - | - | - | - | 5,000 | | | 0 | | 5,000 | |
| 3/9/2017 | - | - | | - | 5,000 | - | - | - | - | - | 5,000 | | | 0 | | 5,000 | |
| 3/10/2017 | - | - | | - | 12,000 | - | - | - | - | - | 12,000 | 42,000 | 6,000 | 0 | | 12,000 | |
| 3/11/2017 | - | - | | - | 12,000 | - | - | - | - | - | 12,000 | | | 0 | | 12,000 | |
| 3/12/2017 | - | - | | - | 12,000 | - | - | - | - | - | 12,000 | | | 0 | | 12,000 | |
| 3/13/2017 | - | - | | - | 12,000 | - | - | - | - | - | 12,000 | | | 0 | | 12,000 | |
| 3/14/2017 | - | - | | - | 12,000 | - | - | - | - | - | 12,000 | | | 0 | | 12,000 | |
| 3/15/2017 | - | - | | - | 12,000 | - | - | - | - | - | 12,000 | | | 0 | | 12,000 | |
| 3/16/2017 | - | - | | - | 12,000 | - | - | - | - | - | 12,000 | | | 0 | | 12,000 | |
| 3/17/2017 | - | - | | - | 12,000 | - | - | - | - | - | 12,000 | 84,000 | 12,000 | 0 | | 12,000 | |
| 3/18/2017 | - | - | | - | 12,000 | - | - | - | - | - | 12,000 | | | 0 | | 12,000 | |
| 3/19/2017 | - | - | | - | 12,000 | - | - | - | - | - | 12,000 | | | 0 | | 12,000 | |
| 3/20/2017 | - | - | | - | 12,000 | - | - | - | - | - | 12,000 | | | 0 | | 12,000 | |
| 3/21/2017 | - | - | | - | 12,000 | - | - | - | - | - | 12,000 | | | 0 | | 12,000 | |
| 3/22/2017 | - | - | | - | 12,000 | - | - | - | - | - | 12,000 | | | 0 | | 12,000 | |
| 3/23/2017 | - | - | | - | 12,000 | - | - | - | - | - | 12,000 | | | 0 | | 12,000 | |
| 3/24/2017 | - | - | | - | 9,000 | - | - | - | - | - | 9,000 | 81,000 | 11,571 | 0 | | 9,000 | |
| 3/25/2017 | - | - | | - | 9,000 | - | - | - | - | - | 9,000 | | | 0 | | 9,000 | |
| 3/26/2017 | - | - | | - | 9,000 | - | - | - | - | - | 9,000 | | | 0 | | 9,000 | |
| 3/27/2017 | - | - | | - | 9,000 | - | - | - | - | - | 9,000 | | | 0 | | 9,000 | |
| 3/28/2017 | - | - | | - | 9,000 | - | - | - | - | - | 9,000 | | | 0 | | 9,000 | |
| 3/29/2017 | - | - | | - | 9,000 | - | - | - | - | - | 9,000 | | | 0 | | 9,000 | |
| 3/30/2017 | - | - | | - | 9,000 | - | - | - | - | - | 9,000 | | | 0 | | 9,000 | |
| 3/31/2017 | - | - | | - | 9,000 | - | - | - | - | - | 9,000 | 63,000 | 9,000 | 0 | | 9,000 | |
| 4/1/2017 | - | - | | - | 7,000 | - | - | - | - | - | 7,000 | | | 0 | | 7,000 | |
| 4/2/2017 | - | - | | - | 7,000 | - | - | - | - | - | 7,000 | | | 0 | | 7,000 | |
| 4/3/2017 | - | - | | - | 7,000 | - | - | - | - | - | 7,000 | | | 0 | | 7,000 | |
| 4/4/2017 | - | - | | - | 7,000 | - | - | - | - | - | 7,000 | | | 0 | | 7,000 | |
| 4/5/2017 | - | - | | - | 7,000 | - | - | - | - | - | 7,000 | | | 0 | | 7,000 | |
| 4/6/2017 | - | - | | - | 7,000 | - | - | - | - | - | 7,000 | | | 0 | | 7,000 | |
| 4/7/2017 | - | - | | - | 7,000 | - | - | - | - | - | 7,000 | 49,000 | 7,000 | 0 | | 7,000 | |
| 4/8/2017 | - | - | | - | 6,000 | - | - | - | - | - | 6,000 | | | 0 | | 6,000 | |
| 4/9/2017 | - | - | | - | 6,000 | - | - | - | - | - | 6,000 | | | 0 | | 6,000 | |
| 4/10/2017 | - | - | | - | 6,000 | - | - | - | - | - | 6,000 | | | 0 | | 6,000 | |
| 4/11/2017 | - | - | | - | 6,000 | - | - | - | - | - | 6,000 | | | 0 | | 6,000 | |
| 4/12/2017 | - | - | | - | 6,000 | - | - | - | - | - | 6,000 | | | 0 | | 6,000 | |
| 4/13/2017 | - | - | | - | 6,000 | - | - | - | - | - | 6,000 | | | 0 | | 6,000 | |
| 4/14/2017 | - | - | | - | 6,000 | - | - | - | - | - | 6,000 | 42,000 | 6,000 | 0 | | 6,000 | |
| 4/15/2017 | - | - | | - | 6,000 | - | - | - | - | - | 6,000 | | | 0 | | 6,000 | |
| 4/16/2017 | - | - | | - | 6,000 | - | - | - | - | - | 6,000 | | | 0 | | 6,000 | |
| 4/17/2017 | - | - | | - | 6,000 | - | - | - | - | - | 6,000 | | | 0 | | 6,000 | |
| 4/18/2017 | - | - | | - | 6,000 | - | - | - | - | - | 6,000 | | | 0 | | 6,000 | |
| 4/19/2017 | - | - | | - | 6,000 | - | - | - | - | - | 6,000 | | | 0 | | 6,000 | |
| 4/20/2017 | - | - | | - | 6,000 | - | - | - | - | - | 6,000 | | | 0 | | 6,000 | |
| 4/21/2017 | - | - | | - | 5,000 | - | - | - | - | - | 5,000 | 41,000 | 5,857 | 0 | | 5,000 | |
| 4/22/2017 | - | - | | - | 5,000 | - | - | - | - | - | 5,000 | | | 0 | | 5,000 | |
| 4/23/2017 | - | - | | - | 5,000 | - | - | - | - | - | 5,000 | | | 0 | | 5,000 | |

Appendix A - Pumping Data
Dewatering Wells and Pump Stations
Liquid Assessment Monitoring
Southeast County Landfill

| | Dewatering Wells | | | | Pump Stations | | | | | | | WEEKLY | | DWs | | PSs | |
|---|---|---|---|---|---|---|---|---|---|---|---|---|---|---|---|---|---|
| DATE | DW 1-1 (gal) | DW 1-2 (gal) | DW 2-1 (gal) | DW 2-2 (gal) | TPS-2 (gal) | PS-2 (CO 2-1) (gal) | Test Pump Location (CO 2-4) (gal) | Test Pump Location (CO 3-1) (gal) | Test Pump Location (CO 2-2) (gal) | TPS-2B (CO 2-2) (gal) | Total (gpd) | TOTAL (gal) | Daily Avg (gpd) | Total (gal) | Daily Avg (gpd) | Total (gal) | Daily Avg (gpd) |
| 4/24/2017 | - | - | | - | 5,000 | - | - | - | - | - | 5,000 | | | 0 | | 5,000 | |
| 4/25/2017 | - | - | | - | 5,000 | - | - | - | - | - | 5,000 | | | 0 | | 5,000 | |
| 4/26/2017 | - | - | | - | 5,000 | - | - | - | - | - | 5,000 | | | 0 | | 5,000 | |
| 4/27/2017 | - | - | | - | 5,000 | - | - | - | - | - | 5,000 | | | 0 | | 5,000 | |
| 4/28/2017 | - | - | | - | 4,600 | - | - | - | - | - | 4,600 | 34,600 | 4,943 | 0 | | 4,600 | |
| 4/29/2017 | - | - | | - | 4,600 | - | - | - | - | - | 4,600 | | | 0 | | 4,600 | |
| 4/30/2017 | - | - | | - | 4,600 | - | - | - | - | - | 4,600 | | | 0 | | 4,600 | |
| 5/1/2017 | - | - | | - | 4,600 | - | - | - | - | - | 4,600 | | | 0 | | 4,600 | |
| 5/2/2017 | - | - | | - | 4,600 | - | - | - | - | - | 4,600 | | | 0 | | 4,600 | |
| 5/3/2017 | - | - | | - | 4,600 | - | - | - | - | - | 4,600 | | | 0 | | 4,600 | |
| 5/4/2017 | - | - | | - | 4,600 | - | - | - | - | - | 4,600 | | | 0 | | 4,600 | |
| 5/5/2017 | - | - | | - | 4,000 | - | - | - | - | - | 4,000 | 31,600 | 4,514 | 0 | | 4,000 | |
| 5/6/2017 | - | - | | - | 4,000 | - | - | - | - | - | 4,000 | | | 0 | | 4,000 | |
| 5/7/2017 | - | - | | - | 4,000 | - | - | - | - | - | 4,000 | | | 0 | | 4,000 | |
| 5/8/2017 | - | - | | - | 4,000 | - | - | - | - | - | 4,000 | | | 0 | | 4,000 | |
| 5/9/2017 | - | - | | - | 4,000 | - | - | - | - | - | 4,000 | | | 0 | | 4,000 | |
| 5/10/2017 | - | - | | - | 4,000 | - | - | - | - | - | 4,000 | | | 0 | | 4,000 | |
| 5/11/2017 | - | - | | - | 4,000 | - | - | - | - | - | 4,000 | | | 0 | | 4,000 | |
| 5/12/2017 | - | - | | - | 3,000 | - | - | - | - | - | 3,000 | 27,000 | 3,857 | 0 | | 3,000 | |
| 5/13/2017 | - | - | | - | 3,000 | - | - | - | - | - | 3,000 | | | 0 | | 3,000 | |
| 5/14/2017 | - | - | | - | 3,000 | - | - | - | - | - | 3,000 | | | 0 | | 3,000 | |
| 5/15/2017 | - | - | | - | 3,000 | - | - | - | - | - | 3,000 | | | 0 | | 3,000 | |
| 5/16/2017 | - | - | | - | 3,000 | - | - | - | - | - | 3,000 | | | 0 | | 3,000 | |
| 5/17/2017 | - | - | | - | 3,000 | - | - | - | - | - | 3,000 | | | 0 | | 3,000 | |
| 5/18/2017 | - | - | | - | 3,000 | - | - | - | - | - | 3,000 | | | 0 | | 3,000 | |
| 5/19/2017 | 578 | 252 | 317 | 22 | 6,100 | - | - | - | - | - | 7,269 | 25,269 | 12,635 | 1,169 | | 6,100 | |
| 5/20/2017 | 578 | 252 | 317 | 22 | 6,045 | - | - | - | - | - | 7,214 | | | 1,169 | | 6,045 | |
| 5/21/2017 | 579 | 252 | 317 | 22 | 4,835 | - | - | - | - | - | 6,005 | | | 1,170 | | 4,835 | |
| 5/22/2017 | 443 | 15 | 278 | 0 | 5,269 | - | - | - | - | - | 6,005 | | | 736 | | 5,269 | |
| 5/23/2017 | 431 | 6 | 277 | 0 | 5,037 | - | - | - | - | - | 5,751 | | | 714 | | 5,037 | |
| 5/24/2017 | 520 | 421 | 292 | 0 | 4,566 | - | - | - | - | - | 5,799 | | | 1,233 | | 4,566 | |
| 5/25/2017 | 575 | 418 | 252 | 0 | 4,404 | - | - | - | - | - | 5,649 | | | 1,245 | | 4,404 | |
| 5/26/2017 | 429 | 448 | 228 | 2 | 3,984 | - | - | - | - | - | 5,091 | 41,514 | 5,931 | 1,107 | | 3,984 | |
| 5/27/2017 | 436 | 464 | 239 | 2 | 3,468 | - | - | - | - | - | 4,609 | | | 1,141 | 1,049 | 3,468 | 4,509 |
| 5/28/2017 | 436 | 464 | 239 | 0 | 3,459 | - | - | - | - | - | 4,598 | | | 1,139 | | 3,459 | |
| 5/29/2017 | 436 | 464 | 239 | 0 | 1,926 | - | - | - | - | - | 3,065 | | | 1,139 | | 1,926 | |
| 5/30/2017 | 399 | 677 | 225 | 0 | 4,831 | - | - | - | - | - | 6,132 | | | 1,301 | | 4,831 | |
| 5/31/2017 | 415 | 167 | 236 | 0 | 3,552 | - | - | - | - | - | 4,370 | | | 818 | | 3,552 | |
| 6/1/2017 | 406 | 422 | 239 | 0 | 3,295 | - | - | - | - | - | 4,362 | | | 1,067 | | 3,295 | |
| 6/2/2017 | 354 | 419 | 219 | 0 | 3,406 | - | - | - | - | - | 4,398 | 31,534 | 4,505 | 992 | 1,085 | 3,406 | 3,420 |
| 6/3/2017 | 393 | 442 | 242 | 0 | 3,325 | - | - | - | - | - | 4,402 | | | 1,077 | | 3,325 | |
| 6/4/2017 | 393 | 442 | 242 | 0 | 3,320 | - | - | - | - | - | 4,397 | | | 1,077 | | 3,320 | |
| 6/5/2017 | 425 | 414 | 240 | 0 | 3,317 | - | - | - | - | - | 4,396 | | | 1,079 | | 3,317 | |
| 6/6/2017 | 387 | 443 | 268 | 0 | 3,455 | - | - | - | - | - | 4,553 | | | 1,098 | | 3,455 | |
| 6/7/2017 | 435 | 442 | 264 | 0 | 3,554 | - | - | - | - | - | 4,695 | | | 1,141 | | 3,554 | |
| 6/8/2017 | 450 | 374 | 241 | 0 | 3,786 | - | - | - | - | - | 4,851 | | | 1,065 | | 3,786 | |
| 6/9/2017 | 417 | 383 | 214 | 0 | 3,276 | - | - | - | - | - | 4,290 | 31,584 | 4,489 | 1,014 | 1,079 | 3,276 | 3,433 |
| 6/10/2017 | 447 | 387 | 210 | 0 | 3,005 | - | - | - | - | - | 4,049 | | | 1,044 | | 3,005 | |
| 6/11/2017 | 447 | 387 | 210 | 0 | 2,750 | - | - | - | - | - | 3,794 | | | 1,044 | | 2,750 | |
| 6/12/2017 | 386 | 356 | 197 | 6 | 2,850 | - | - | - | - | - | 3,795 | | | 945 | | 2,850 | |
| 6/13/2017 | 595 | 581 | 0 | 205 | 2,679 | - | - | - | - | - | 4,060 | | | 1,381 | | 2,679 | |
| 6/14/2017 | 653 | 730 | 0 | 239 | 2,283 | - | - | - | - | - | 3,905 | | | 1,622 | | 2,283 | |
| 6/15/2017 | 527 | 853 | 0 | 282 | 2,305 | - | - | - | - | - | 3,967 | | | 1,662 | | 2,305 | |
| 6/16/2017 | 412 | 743 | 0 | 267 | 2,764 | - | - | - | - | - | 4,186 | 27,756 | 3,965 | 1,422 | 1,303 | 2,764 | 2,662 |
| 6/17/2017 | 103 | 166 | 1 | 52 | 4,013 | - | - | - | - | - | 4,335 | | | 322 | | 4,013 | |
| 6/18/2017 | 103 | 166 | 1 | 52 | 3,082 | - | - | - | - | - | 3,404 | | | 322 | | 3,082 | |
| 6/19/2017 | 0 | 0 | 7 | 234 | 3,162 | - | - | - | - | - | 3,403 | | | 241 | | 3,162 | |
| 6/20/2017 | 0 | 0 | 0 | 331 | 3,207 | - | - | - | - | - | 3,538 | | | 331 | | 3,207 | |
| 6/21/2017 | 0 | 0 | 0 | 362 | 3,072 | - | - | - | - | - | 3,434 | | | 362 | | 3,072 | |
| 6/22/2017 | 0 | 0 | 0 | 296 | 3,038 | - | - | - | - | - | 3,334 | | | 296 | | 3,038 | |
| 6/23/2017 | 0 | 0 | 0 | 189 | 3,161 | - | - | - | - | - | 3,350 | 24,798 | 3,543 | 189 | 295 | 3,161 | 3,248 |
| 6/24/2017 | 0 | 0 | 0 | 0 | 3,331 | - | - | - | - | - | 3,331 | | | 0 | | 3,331 | |
| 6/25/2017 | 0 | 0 | 0 | 0 | 3,162 | - | - | - | - | - | 3,162 | | | 0 | | 3,162 | |
| 6/26/2017 | 1,876 | 1 | 73 | 1 | 1,212 | - | - | - | - | - | 3,163 | | | 1,951 | | 1,212 | |
| 6/27/2017 | 1,356 | 1 | 5 | 0 | 3,825 | - | - | - | - | - | 5,187 | | | 1,362 | | 3,825 | |
| 6/28/2017 | 1,143 | 1 | 0 | 0 | 3,699 | - | - | - | - | - | 4,843 | | | 1,144 | | 3,699 | |

Appendix A - Pumping Data
Dewatering Wells and Pump Stations
Liquid Assessment Monitoring
Southeast County Landfill

| | Dewatering Wells | | | | Pump Stations | | | | | | | WEEKLY | | DWs | | PSs | |
|---|---|---|---|---|---|---|---|---|---|---|---|---|---|---|---|---|---|
| DATE | DW 1-1 (gal) | DW 1-2 (gal) | DW 2-1 (gal) | DW 2-2 (gal) | TPS-2 (gal) | PS-2 (CO 2-1) (gal) | Test Pump Location (CO 2-4) (gal) | Test Pump Location (CO 3-1) (gal) | Test Pump Location (CO 2-2) (gal) | TPS-2B (CO 2-2) (gal) | Total (gpd) | TOTAL (gal) | Daily Avg (gpd) | Total (gal) | Daily Avg (gpd) | Total (gal) | Daily Avg (gpd) |
| 6/29/2017 | 1,130 | 0 | 0 | 0 | 3,174 | - | - | - | - | - | 4,304 | | | 1,130 | | 3,174 | |
| 6/30/2017 | 1,007 | 0 | 1 | 0 | 3,009 | - | - | - | - | - | 4,017 | 28,007 | 4,001 | 1,008 | 942 | 3,009 | 3,059 |
| 7/1/2017 | 933 | 0 | 0 | 0 | 2,943 | - | - | - | - | - | 3,876 | | | 933 | | 2,943 | |
| 7/2/2017 | 933 | 0 | 0 | 0 | 3,253 | - | - | - | - | - | 4,186 | | | 933 | | 3,253 | |
| 7/3/2017 | 770 | 183 | 0 | 0 | 3,234 | - | - | - | - | - | 4,187 | | | 953 | | 3,234 | |
| 7/4/2017 | 770 | 183 | 0 | 0 | 8,575 | - | - | - | - | - | 9,528 | | | 953 | | 8,575 | |
| 7/5/2017 | 530 | 519 | 0 | 4 | 8,476 | - | - | - | - | - | 9,529 | | | 1,053 | | 8,476 | |
| 7/6/2017 | 864 | 59 | 1 | 285 | 5,905 | - | - | - | - | - | 7,114 | | | 1,209 | | 5,905 | |
| 7/7/2017 | 793 | 31 | 251 | 47 | 3,325 | - | - | - | - | - | 4,447 | 42,867 | 6,124 | 1,122 | 1,022 | 3,325 | 5,102 |
| 7/8/2017 | 597 | 401 | 248 | 2 | 3,999 | - | - | - | - | - | 5,247 | | | 1,248 | | 3,999 | |
| 7/9/2017 | 597 | 401 | 248 | 2 | 5,302 | - | - | - | - | - | 6,550 | | | 1,248 | | 5,302 | |
| 7/10/2017 | 514 | 498 | 306 | 2 | 5,231 | - | - | - | - | - | 6,551 | | | 1,320 | | 5,231 | |
| 7/11/2017 | 408 | 454 | 200 | 3 | 6,111 | - | - | - | - | - | 7,176 | | | 1,065 | | 6,111 | |
| 7/12/2017 | 464 | 486 | 195 | 0 | 5,409 | - | - | - | - | - | 6,554 | | | 1,145 | | 5,409 | |
| 7/13/2017 | 49 | 916 | 214 | 20 | 5,436 | - | - | - | - | - | 6,635 | | | 1,199 | | 5,436 | |
| 7/14/2017 | 0 | 1,048 | 296 | 0 | 5,537 | - | - | - | - | - | 6,881 | 45,594 | 6,513 | 1,344 | 1,224 | 5,537 | 5,289 |
| 7/15/2017 | 0 | 1,450 | 287 | 0 | 9,639 | - | - | - | - | - | 11,376 | | | 1,737 | | 9,639 | |
| 7/16/2017 | 0 | 1,450 | 287 | 0 | 8,925 | - | - | - | - | - | 10,662 | | | 1,737 | | 8,925 | |
| 7/17/2017 | 0 | 333 | 46 | 0 | 10,283 | - | - | - | - | - | 10,662 | | | 379 | | 10,283 | |
| 7/18/2017 | 1 | 1,159 | 177 | 10 | 4,666 | - | - | - | - | - | 6,013 | | | 1,347 | | 4,666 | |
| 7/19/2017 | 0 | 266 | 146 | 13 | 8,470 | - | - | - | - | - | 8,895 | | | 425 | | 8,470 | |
| 7/20/2017 | 3 | 1,092 | 127 | 3 | 8,208 | - | - | - | - | - | 9,433 | | | 1,225 | | 8,208 | |
| 7/21/2017 | 888 | 165 | 155 | 1 | 940 | - | - | - | - | - | 2,149 | 59,190 | 8,456 | 1,209 | 1,151 | 940 | 7,304 |
| 7/22/2017 | 1,191 | 0 | 135 | 0 | 0 | - | - | - | - | - | 1,326 | | | 1,326 | | 0 | |
| 7/23/2017 | 1,191 | 0 | 135 | 0 | 0 | - | - | - | - | - | 1,326 | | | 1,326 | | 0 | |
| 7/24/2017 | 1,194 | 0 | 128 | 0 | 0 | - | - | - | - | - | 1,322 | | | 1,322 | | 0 | |
| 7/25/2017 | 399 | 544 | 89 | 4 | 21,828 | - | - | - | - | - | 22,864 | | | 1,036 | | 21,828 | |
| 7/26/2017 | 0 | 825 | 75 | 0 | 10,750 | - | - | - | - | - | 11,650 | | | 900 | | 10,750 | |
| 7/27/2017 | 872 | 108 | 205 | 3 | 3,065 | - | - | - | - | - | 4,253 | | | 1,188 | | 3,065 | |
| 7/28/2017 | 684 | 110 | 168 | 15 | 10,683 | - | - | - | - | - | 11,660 | 54,401 | 7,772 | 977 | 1,154 | 10,683 | 6,618 |
| 7/29/2017 | 1,824 | 0 | 448 | 0 | 19,027 | - | - | - | - | - | 21,299 | | | 2,272 | | 19,027 | |
| 7/30/2017 | 912 | 0 | 224 | 0 | 9,513 | - | - | - | - | - | 10,649 | | | 1,136 | | 9,513 | |
| 7/31/2017 | 878 | 0 | 254 | 0 | 8,065 | - | - | - | - | - | 9,197 | | | 1,132 | | 8,065 | |
| 8/1/2017 | 886 | 0 | 247 | 0 | 8,084 | - | - | - | - | - | 9,217 | | | 1,133 | | 8,084 | |
| 8/2/2017 | 536 | 138 | 188 | 5 | - | 19,748 | - | - | - | - | 20,615 | | | 867 | | 19,748 | |
| 8/3/2017 | 726 | 260 | 242 | 0 | - | 17,426 | - | - | - | - | 18,654 | | | 1,228 | | 17,426 | |
| 8/4/2017 | 622 | 297 | 193 | 0 | - | 16,767 | - | - | - | - | 17,879 | 107,510 | 15,359 | 1,112 | 1,269 | 16,767 | 14,090 |
| 8/5/2017 | 714 | 284 | 205 | 0 | - | 16,491 | - | - | - | - | 17,694 | | | 1,203 | | 16,491 | |
| 8/6/2017 | 714 | 284 | 205 | 0 | - | 16,491 | - | - | - | - | 17,694 | | | 1,203 | | 16,491 | |
| 8/7/2017 | 768 | 273 | 214 | 0 | 0 | 18,036 | - | - | - | - | 19,291 | | | 1,255 | | 18,036 | |
| 8/8/2017 | 742 | 241 | 196 | 0 | 0 | 18,861 | - | - | - | - | 20,040 | | | 1,179 | | 18,861 | |
| 8/9/2017 | 757 | 277 | 211 | 0 | 0 | 22,684 | - | - | - | - | 23,929 | | | 1,245 | | 22,684 | |
| 8/10/2017 | 235 | 84 | 71 | 0 | 5 | 23,493 | - | - | - | - | 23,888 | | | 390 | | 23,498 | |
| 8/11/2017 | 629 | 389 | 208 | 0 | 0 | 21,995 | - | - | - | 32,268 | 55,489 | 178,025 | 25,432 | 1,226 | 1,100 | 54,263 | 24,332 |
| 8/12/2017 | 753 | 300 | 241 | 2 | 0 | 10,060 | - | - | - | 11,356 | 22,712 | | | 1,296 | | 21,416 | |
| 8/13/2017 | 753 | 300 | 241 | 0 | 0 | 21,416 | - | - | - | 0 | 22,710 | | | 1,294 | | 21,416 | |
| 8/14/2017 | 650 | 349 | 241 | 0 | 0 | 10,005 | - | - | - | 12,244 | 23,489 | | | 1,240 | | 22,249 | |
| 8/15/2017 | 657 | 300 | 243 | 0 | 0 | 261 | - | - | - | 15,433 | 16,894 | | | 1,200 | | 15,694 | |
| 8/16/2017 | 718 | 261 | 236 | 0 | 0 | 0 | - | - | - | 7,980 | 9,195 | | | 1,215 | | 7,980 | |
| 8/17/2017 | 796 | 275 | 259 | 0 | 0 | 26,657 | - | - | - | 14,179 | 42,166 | | | 1,330 | | 40,836 | |
| 8/18/2017 | 858 | 257 | 261 | 0 | - | 5,270 | - | - | - | 13,046 | 19,692 | 156,858 | 22,408 | 1,376 | 1,279 | 18,316 | 21,130 |
| 8/19/2017 | 799 | 231 | 248 | 0 | - | 0 | - | - | - | 4,948 | 6,226 | | | 1,278 | | 4,948 | |
| 8/20/2017 | 799 | 231 | 248 | 0 | - | 0 | - | - | - | 4,648 | 5,926 | | | 1,278 | | 4,648 | |
| 8/21/2017 | 742 | 267 | 252 | 0 | - | 23,431 | - | - | - | 16,855 | 41,547 | | | 1,261 | | 40,286 | |
| 8/22/2017 | 761 | 333 | 269 | 0 | - | 7,787 | - | - | - | 12,595 | 21,745 | | | 1,363 | | 20,382 | |
| 8/23/2017 | 741 | 382 | 280 | 0 | - | 1,197 | - | - | - | 11,900 | 14,500 | | | 1,403 | | 13,097 | |
| 8/24/2017 | 780 | 380 | 291 | 0 | - | 16,447 | - | - | - | 11,438 | 29,336 | | | 1,451 | | 27,885 | |
| 8/25/2017 | 735 | 361 | 267 | 0 | - | 16,921 | - | - | - | 11,209 | 29,493 | 148,773 | 21,253 | 1,363 | 1,342 | 28,130 | 19,911 |
| 8/26/2017 | 763 | 345 | 289 | 0 | - | 18,515 | - | - | - | 2,269 | 22,181 | | | 1,397 | | 20,784 | |
| 8/27/2017 | 763 | 345 | 289 | 0 | - | 20,784 | - | - | - | 0 | 22,181 | | | 1,397 | | 20,784 | |
| 8/28/2017 | 909 | 389 | 379 | 0 | - | 15,222 | - | - | - | 18,861 | 35,760 | | | 1,677 | | 34,083 | |
| 8/29/2017 | 997 | 5 | 315 | 0 | - | 18,113 | - | - | - | 14,360 | 33,790 | | | 1,317 | | 32,473 | |
| 8/30/2017 | 983 | 0 | 323 | 0 | - | 17,940 | - | - | - | 15,094 | 34,340 | | | 1,306 | | 33,034 | |
| 8/31/2017 | 1,002 | 1 | 273 | 0 | - | 17,466 | - | - | - | 17,586 | 36,328 | | | 1,276 | | 35,052 | |
| 9/1/2017 | 1,084 | 134 | 288 | 0 | - | 0 | - | - | - | 21,149 | 22,655 | 207,235 | 34,539 | 1,506 | 1,411 | 21,149 | 28,194 |
| 9/2/2017 | 1,509 | 0 | 502 | 0 | - | 1,774 | - | - | - | 6,036 | 9,821 | | | 2,011 | | 7,810 | |

Appendix A - Pumping Data
Dewatering Wells and Pump Stations
Liquid Assessment Monitoring
Southeast County Landfill

| | Dewatering Wells | | | | Pump Stations | | | | | | | WEEKLY | | DWs | | PSs | |
|---|---|---|---|---|---|---|---|---|---|---|---|---|---|---|---|---|---|
| DATE | DW 1-1 (gal) | DW 1-2 (gal) | DW 2-1 (gal) | DW 2-2 (gal) | TPS-2 (gal) | PS-2 (CO 2-1) (gal) | Test Pump Location (CO 2-4) (gal) | Test Pump Location (CO 3-1) (gal) | Test Pump Location (CO 2-2) (gal) | TPS-2B (CO 2-2) (gal) | Total (gpd) | TOTAL (gal) | Daily Avg (gpd) | Total (gal) | Daily Avg (gpd) | Total (gal) | Daily Avg (gpd) |
| 9/3/2017 | 755 | 0 | 251 | 0 | - | 887 | - | - | - | 3,018 | 4,911 | | | 1,006 | | 3,905 | |
| 9/4/2017 | 755 | 0 | 251 | 0 | - | 887 | - | - | - | 3,018 | 4,911 | | | 1,006 | | 3,905 | |
| 9/5/2017 | 676 | 1 | 230 | 0 | - | 117 | - | - | - | 9,442 | 10,466 | | | 907 | | 9,559 | |
| 9/6/2017 | 1,133 | 566 | 442 | 0 | - | 33,613 | - | - | - | 23,292 | 59,046 | | | 2,141 | | 56,905 | |
| 9/7/2017 | 1,121 | 0 | 381 | 0 | - | 24,017 | - | - | - | 24,785 | 50,304 | | | 1,502 | | 48,802 | |
| 9/8/2017 | 953 | 0 | 386 | 0 | - | 1,992 | - | - | - | 0 | 3,331 | 142,790 | 23,798 | 1,339 | 1,416 | 1,992 | 18,983 |
| 9/9/2017 | 1,522 | 1 | 643 | 0 | - | 0 | - | - | - | 0 | 2,166 | | | 2,166 | | 0 | |
| 9/10/2017 | 0 | 0 | 0 | 0 | - | 0 | - | - | - | 0 | 0 | | | 0 | | 0 | |
| 9/11/2017 | 0 | 0 | 0 | 0 | - | 0 | - | - | - | 0 | 0 | | | 0 | | 0 | |
| 9/12/2017 | 0 | 0 | 0 | 0 | - | 13,816 | - | - | - | 595 | 14,411 | | | 0 | | 14,411 | |
| 9/13/2017 | 0 | 0 | 0 | 0 | - | 41,478 | - | - | - | 35,164 | 76,642 | | | 0 | | 76,642 | |
| 9/14/2017 | 136 | 1 | 167 | 0 | - | 27,893 | - | - | - | 24,925 | 53,122 | | | 304 | | 52,818 | |
| 9/15/2017 | 0 | 0 | 15 | 0 | - | 326 | - | - | - | 27,079 | 27,420 | 173,761 | 24,823 | 15 | 355 | 27,405 | 27,405 |
| 9/16/2017 | 0 | 0 | 0 | 0 | - | 0 | - | - | - | 23,113 | 23,113 | | | 0 | | 23,113 | |
| 9/17/2017 | 0 | 0 | 0 | 0 | - | 24,524 | - | - | - | 0 | 24,524 | | | 0 | | 24,524 | |
| 9/18/2017 | 0 | 0 | 0 | 0 | - | 23,611 | - | - | - | 12,159 | 35,770 | | | 0 | | 35,770 | |
| 9/19/2017 | 0 | 0 | 728 | 0 | - | 0 | - | - | - | 0 | 728 | | | 728 | | 0 | |
| 9/20/2017 | 1 | 987 | 213 | 1 | - | 0 | - | - | - | 1,550 | 2,752 | | | 1,202 | | 1,550 | |
| 9/21/2017 | 0 | 1,904 | 659 | 0 | - | 21,442 | - | - | - | 14,527 | 38,532 | | | 2,563 | | 35,969 | |
| 9/22/2017 | 0 | 1,824 | 771 | 0 | - | 18,799 | - | - | - | 12,365 | 33,759 | 159,178 | 22,740 | 2,595 | 1,013 | 31,164 | 21,727 |
| 9/23/2017 | 0 | 1,622 | 703 | 0 | - | 13,958 | - | - | - | 24,934 | 41,217 | | | 2,325 | | 38,892 | |
| 9/24/2017 | 0 | 1,562 | 765 | 0 | - | 23,817 | - | - | - | 0 | 26,144 | | | 2,327 | | 23,817 | |
| 9/25/2017 | 0 | 1,244 | 644 | 0 | - | 11,059 | - | - | - | 22,574 | 35,521 | | | 1,888 | | 33,633 | |
| 9/26/2017 | 0 | 1,534 | 758 | 0 | - | 13,528 | - | - | - | 27,890 | 43,710 | | | 2,292 | | 41,418 | |
| 9/27/2017 | 0 | 1,092 | 643 | 0 | - | 4,633 | - | - | - | 0 | 6,368 | | | 1,735 | | 4,633 | |
| 9/28/2017 | 0 | 1,079 | 630 | 27 | - | 15,018 | - | - | - | 0 | 16,754 | | | 1,736 | | 15,018 | |
| 9/29/2017 | 0 | 1,264 | 804 | 0 | - | 7,818 | - | - | - | 36,447 | 46,333 | 216,047 | 30,864 | 2,068 | 2,053 | 44,265 | 28,811 |
| 9/30/2017 | 0 | 1,124 | 762 | 0 | - | 1,053 | - | - | - | 12,721 | 15,660 | | | 1,886 | | 13,774 | |
| 10/1/2017 | 0 | 1,124 | 762 | 0 | - | 30,267 | - | - | - | 12,721 | 44,874 | | | 1,886 | | 42,988 | |
| 10/2/2017 | 0 | 1,118 | 781 | 0 | - | 37,705 | - | - | - | 30,377 | 69,981 | | | 1,899 | | 68,082 | |
| 10/3/2017 | 0 | 1,003 | 702 | 0 | - | 9,687 | - | - | - | 20,029 | 31,421 | | | 1,705 | | 29,716 | |
| 10/4/2017 | 0 | 1,024 | 710 | 27 | - | 299 | - | - | - | 23,119 | 25,179 | | | 1,761 | | 23,418 | |
| 10/5/2017 | 0 | 559 | 848 | 0 | - | 34,708 | - | - | - | 24,613 | 60,728 | | | 1,407 | | 59,321 | |
| 10/6/2017 | 0 | 646 | 847 | 0 | - | 26,894 | - | - | - | 21,754 | 50,141 | 297,984 | 42,569 | 1,493 | 1,720 | 48,648 | 40,850 |
| 10/7/2017 | 0 | 1,029 | 797 | 0 | - | 2,077 | - | - | - | 6,381 | 10,284 | | | 1,826 | | 8,458 | |
| 10/8/2017 | 0 | 1,029 | 797 | 0 | - | 2,077 | - | - | - | 6,381 | 10,284 | | | 1,826 | | 8,458 | |
| 10/9/2017 | 0 | 1,048 | 571 | 49 | - | 0 | - | - | - | 0 | 1,668 | | | 1,668 | | 0 | |
| 10/10/2017 | 1 | 0 | 164 | 3,519 | - | 36,733 | - | - | - | 0 | 40,417 | | | 3,684 | | 36,733 | |
| 10/11/2017 | 0 | 0 | 0 | 0 | - | 26,442 | - | - | - | 28,217 | 54,659 | | | 0 | | 54,659 | |
| 10/12/2017 | 0 | 0 | 5 | 0 | - | 741 | - | - | - | 20,369 | 21,115 | | | 5 | | 21,110 | |
| 10/13/2017 | 0 | 0 | 0 | 0 | - | 474 | - | - | - | 21,723 | 22,197 | 160,624 | 22,946 | 0 | 1,287 | 22,197 | 21,659 |
| 10/14/2017 | 0 | 0 | 0 | 0 | - | 586 | - | - | - | 21,068 | 21,654 | | | 0 | | 21,654 | |
| 10/15/2017 | 0 | 0 | 0 | 0 | - | 2,356 | - | - | - | 1,010 | 3,366 | | | 0 | | 3,366 | |
| 10/16/2017 | 0 | 0 | 0 | 0 | - | 0 | - | - | - | 29,881 | 29,881 | | | 0 | | 29,881 | |
| 10/17/2017 | 0 | 0 | 0 | 0 | - | 659 | - | - | - | 20,122 | 20,781 | | | 0 | | 20,781 | |
| 10/18/2017 | 0 | 0 | 1 | 0 | - | 21,773 | - | - | - | 16,262 | 38,036 | | | 1 | | 38,035 | |
| 10/19/2017 | 0 | 0 | 0 | 0 | - | 0 | - | - | - | 35,665 | 35,665 | | | 0 | | 35,665 | |
| 10/20/2017 | 0 | 0 | 0 | 0 | - | 0 | - | - | - | 5,506 | 5,506 | 154,889 | 22,127 | 0 | 0 | 5,506 | 22,127 |
| 10/21/2017 | 0 | 0 | 0 | 0 | - | 43,501 | - | - | - | 16,424 | 59,925 | | | 0 | | 59,925 | |
| 10/22/2017 | 0 | 0 | 0 | 0 | - | 18,294 | - | - | - | 14,582 | 32,876 | | | 0 | | 32,876 | |
| 10/23/2017 | 0 | 0 | 0 | 0 | - | 36,759 | - | - | - | 17,024 | 53,783 | | | 0 | | 53,783 | |
| 10/24/2017 | 0 | 0 | 0 | 0 | - | 35,472 | - | - | - | 17,011 | 52,483 | | | 0 | | 52,483 | |
| 10/25/2017 | 0 | 0 | 1 | 0 | - | 42,371 | - | - | - | 15,386 | 57,758 | | | 1 | | 57,757 | |
| 10/26/2017 | 0 | 0 | 1,791 | 0 | - | 40,120 | - | - | - | 17,948 | 59,859 | | | 1,791 | | 58,068 | |
| 10/27/2017 | 0 | 0 | 1,290 | 0 | - | 17,197 | - | - | - | 12,450 | 30,937 | 347,621 | 49,660 | 1,290 | 440 | 29,647 | 49,220 |
| 10/28/2017 | 0 | 0 | 1,286 | 0 | - | 34,129 | - | - | - | 13,510 | 48,925 | | | 1,286 | | 47,639 | |
| 10/29/2017 | 0 | 0 | 1,193 | 0 | - | 35,409 | - | - | - | 1,879 | 38,481 | | | 1,193 | | 37,288 | |
| 10/30/2017 | 0 | 0 | 1,104 | 0 | - | 38,355 | - | - | - | 17,192 | 56,651 | | | 1,104 | | 55,547 | |
| 10/31/2017 | 2,821 | 0 | 1,062 | 0 | - | 16,445 | - | - | - | 15,185 | 35,513 | | | 3,883 | | 31,630 | |
| 11/1/2017 | 1,858 | 0 | 1,041 | 0 | - | 36,937 | - | - | - | 10,956 | 50,792 | | | 2,899 | | 47,893 | |
| 11/2/2017 | 1,568 | 0 | 1,057 | 0 | - | 33,057 | - | - | - | 15,019 | 50,701 | | | 2,625 | | 48,076 | |
| 11/3/2017 | 1,589 | 0 | 1,164 | 0 | - | 14,920 | - | - | - | 12,226 | 29,899 | 310,962 | 44,423 | 2,753 | 2,249 | 27,146 | 42,174 |
| 11/4/2017 | 1,424 | 0 | 1,041 | 0 | - | 32,528 | - | - | - | 9,053 | 44,046 | | | 2,465 | | 41,581 | |
| 11/5/2017 | 1,484 | 0 | 1,090 | 0 | - | 3,103 | - | - | - | 0 | 5,677 | | | 2,574 | | 3,103 | |
| 11/6/2017 | 1,426 | 0 | 1,047 | 0 | - | 2,152 | - | - | - | 1,069 | 5,694 | | | 2,473 | | 3,221 | |
| 11/7/2017 | 1,297 | 0 | 1,018 | 0 | - | 20,425 | - | - | - | 20,740 | 43,480 | | | 2,315 | | 41,165 | |

Appendix A - Pumping Data
Dewatering Wells and Pump Stations
Liquid Assessment Monitoring
Southeast County Landfill

| | Dewatering Wells | | | | Pump Stations | | | | | | | WEEKLY | | DWs | | PSs | |
|---|---|---|---|---|---|---|---|---|---|---|---|---|---|---|---|---|---|
| DATE | DW 1-1 (gal) | DW 1-2 (gal) | DW 2-1 (gal) | DW 2-2 (gal) | TPS-2 (gal) | PS-2 (CO 2-1) (gal) | Test Pump Location (CO 2-4) (gal) | Test Pump Location (CO 3-1) (gal) | Test Pump Location (CO 2-2) (gal) | TPS-2B (CO 2-2) (gal) | Total (gpd) | TOTAL (gal) | Daily Avg (gpd) | Total (gal) | Daily Avg (gpd) | Total (gal) | Daily Avg (gpd) |
| 11/8/2017 | 711 | 0 | 618 | 0 | - | 20,143 | - | - | - | 14,220 | 35,692 | | | 1,329 | | 34,363 | |
| 11/9/2017 | 1,545 | 0 | 1,329 | 0 | - | 17,977 | - | - | - | 12,650 | 33,501 | | | 2,874 | | 30,627 | |
| 11/10/2017 | 1,120 | 0 | 996 | 0 | - | 26,372 | - | - | - | 0 | 28,488 | 196,578 | 28,083 | 2,116 | 2,307 | 26,372 | 25,776 |
| 11/11/2017 | 1,060 | 0 | 961 | 0 | - | 19,113 | - | - | - | 9,738 | 30,872 | | | 2,021 | | 28,851 | |
| 11/12/2017 | 1,074 | 0 | 1,000 | 0 | - | 16,512 | - | - | - | 10,802 | 29,388 | | | 2,074 | | 27,314 | |
| 11/13/2017 | 1,101 | 0 | 1,016 | 0 | - | 9,132 | - | - | - | 8,201 | 19,450 | | | 2,117 | | 17,333 | |
| 11/14/2017 | 1,123 | 0 | 1,059 | 0 | - | 13,277 | - | - | - | 10,726 | 26,185 | | | 2,182 | | 24,003 | |
| 11/15/2017 | 1,123 | 0 | 1,064 | 0 | - | 18,256 | - | - | - | 11,303 | 31,746 | | | 2,187 | | 29,559 | |
| 11/16/2017 | 1,055 | 0 | 998 | 0 | - | 0 | - | - | - | 8,508 | 10,561 | | | 2,053 | | 8,508 | |
| 11/17/2017 | 1,101 | 0 | 1,021 | 0 | - | 34,175 | - | - | - | 7,328 | 43,625 | 191,827 | 27,404 | 2,122 | 2,108 | 41,503 | 25,296 |
| 11/18/2017 | 1,085 | 0 | 1,005 | 0 | - | 34,240 | - | - | - | 7,777 | 44,107 | | | 2,090 | | 42,017 | |
| 11/19/2017 | 1,017 | 0 | 1,001 | 0 | - | 32,236 | - | - | - | 9,604 | 43,858 | | | 2,018 | | 41,840 | |
| 11/20/2017 | 953 | 0 | 964 | 0 | - | 10,862 | - | - | - | 9,583 | 22,362 | | | 1,917 | | 20,445 | |
| 11/21/2017 | 1,198 | 0 | 1,065 | 0 | - | 38,238 | - | - | - | 7,959 | 48,460 | | | 2,263 | | 46,197 | |
| 11/22/2017 | 1,147 | 0 | 977 | 0 | - | 32,043 | - | - | - | 3,039 | 37,206 | | | 2,124 | | 35,082 | |
| 11/23/2017 | 1,147 | 0 | 977 | 0 | - | 20,541 | - | - | - | 3,039 | 25,704 | | | 2,124 | | 23,580 | |
| 11/24/2017 | 1,132 | 0 | 952 | 0 | - | 23,275 | - | - | - | 13,576 | 38,935 | 260,632 | 37,233 | 2,084 | 2,089 | 36,851 | 35,145 |
| 11/25/2017 | 1,091 | 0 | 913 | 0 | - | 23,275 | - | - | - | 470 | 25,749 | | | 2,004 | | 23,745 | |
| 11/26/2017 | 1,091 | 0 | 913 | 0 | - | 0 | - | - | - | 470 | 2,474 | | | 2,004 | | 470 | |
| 11/27/2017 | 1,076 | 0 | 891 | 0 | - | 0 | - | - | - | 0 | 1,967 | | | 1,967 | | 0 | |
| 11/28/2017 | 1,100 | 0 | 912 | 0 | - | 0 | - | - | - | 18,108 | 20,120 | | | 2,012 | | 18,108 | |
| 11/29/2017 | 1,082 | 0 | 885 | 0 | - | 0 | - | - | - | 11,527 | 13,494 | | | 1,967 | | 11,527 | |
| 11/30/2017 | 1,178 | 0 | 948 | 0 | - | 464 | - | - | - | 11,725 | 14,315 | | | 2,126 | | 12,189 | |
| 12/1/2017 | 1,030 | 0 | 903 | 0 | - | 0 | - | - | - | 9,693 | 11,626 | 89,745 | 12,821 | 1,933 | 2,002 | 9,693 | 10,819 |
| 12/2/2017 | 1,098 | 0 | 932 | 0 | - | 0 | - | - | - | 9,201 | 11,231 | | | 2,030 | | 9,201 | |
| 12/3/2017 | 1,112 | 0 | 940 | 0 | - | 0 | - | - | - | 9,117 | 11,169 | | | 2,052 | | 9,117 | |
| 12/4/2017 | 1,055 | 0 | 910 | 0 | - | 0 | - | - | - | 8,567 | 10,532 | | | 1,965 | | 8,567 | |
| 12/5/2017 | 1,192 | 0 | 953 | 0 | - | 0 | - | - | - | 8,903 | 11,048 | | | 2,145 | | 8,903 | |
| 12/6/2017 | 1,168 | 0 | 924 | 0 | - | 0 | - | - | - | 8,647 | 10,739 | | | 2,092 | | 8,647 | |
| 12/7/2017 | 1,307 | 0 | 1,052 | 0 | - | 0 | - | - | - | 0 | 2,359 | | | 2,359 | | 0 | |
| 12/8/2017 | 1,217 | 0 | 975 | 0 | - | 0 | - | - | - | 0 | 2,192 | 59,270 | 8,467 | 2,192 | 2,119 | 0 | 6,348 |
| 12/9/2017 | 1,064 | 0 | 853 | 0 | - | 0 | - | - | - | 0 | 1,917 | | | 1,917 | | 0 | |
| 12/10/2017 | 1,129 | 0 | 829 | 0 | - | 0 | - | - | - | 0 | 1,958 | | | 1,958 | | 0 | |
| 12/11/2017 | 1,158 | 0 | 939 | 0 | - | 0 | - | - | - | 0 | 2,097 | | | 2,097 | | 0 | |
| 12/12/2017 | 1,238 | 0 | 1,027 | 0 | - | 0 | - | - | - | 7,755 | 10,020 | | | 2,265 | | 7,755 | |
| 12/13/2017 | 1,204 | 0 | 971 | 0 | - | 0 | - | - | - | 11,415 | 13,590 | | | 2,175 | | 11,415 | |
| 12/14/2017 | 1,291 | 0 | 1,012 | 0 | - | 0 | - | - | - | 10,031 | 12,334 | | | 2,303 | | 10,031 | |
| 12/15/2017 | 1,112 | 0 | 931 | 0 | - | 0 | - | - | - | 8,513 | 10,556 | 52,472 | 7,496 | 2,043 | 2,108 | 8,513 | 5,388 |
| 12/16/2017 | 1,129 | 0 | 813 | 0 | - | 0 | - | - | - | 6,083 | 8,025 | | | 1,942 | | 6,083 | |
| 12/17/2017 | 1,189 | 0 | 893 | 0 | - | 0 | - | - | - | 3,838 | 5,920 | | | 2,082 | | 3,838 | |
| 12/18/2017 | 1,197 | 0 | 890 | 0 | - | 0 | - | - | - | 0 | 2,087 | | | 2,087 | | 0 | |
| 12/19/2017 | 1,269 | 0 | 947 | 0 | - | 0 | - | - | - | 7,810 | 10,026 | | | 2,216 | | 7,810 | |
| 12/20/2017 | 1,280 | 0 | 924 | 0 | - | 0 | - | - | - | 658 | 2,862 | | | 2,204 | | 658 | |
| 12/21/2017 | 1,268 | 0 | 894 | 0 | - | 0 | - | - | - | 14,271 | 16,433 | | | 2,162 | | 14,271 | |
| 12/22/2017 | 1,255 | 0 | 869 | 0 | - | 0 | - | - | - | 3,042 | 5,166 | 50,519 | 7,217 | 2,124 | 2,117 | 3,042 | 5,100 |
| 12/23/2017 | 1,272 | 0 | 842 | 0 | - | 0 | - | - | - | 5,191 | 7,305 | | | 2,114 | | 5,191 | |
| 12/24/2017 | 1,272 | 0 | 842 | 0 | - | 0 | - | - | - | 5,191 | 7,305 | | | 2,114 | | 5,191 | |
| 12/25/2017 | 1,272 | 0 | 842 | 0 | - | 0 | - | - | - | 5,191 | 7,305 | | | 2,114 | | 5,191 | |
| 12/26/2017 | 1,234 | 0 | 800 | 0 | - | 0 | - | - | - | 11,034 | 13,068 | | | 2,034 | | 11,034 | |
| 12/27/2017 | 1,354 | 0 | 730 | 0 | - | 0 | - | - | - | 7,832 | 9,916 | | | 2,084 | | 7,832 | |
| 12/28/2017 | 1,297 | 0 | 852 | 0 | - | 0 | - | - | - | 0 | 2,149 | | | 2,149 | | 0 | |
| 12/29/2017 | 1,217 | 0 | 820 | 0 | - | 21,115 | - | - | - | 0 | 23,152 | 70,200 | 10,029 | 2,037 | 2,092 | 21,115 | 7,936 |
| 12/30/2017 | 1,248 | 0 | 805 | 0 | - | 29,240 | - | - | - | 0 | 31,293 | | | 2,053 | | 29,240 | |
| 12/31/2017 | 1,248 | 0 | 805 | 0 | - | 29,240 | - | - | - | 0 | 31,293 | | | 2,053 | | 29,240 | |
| 1/1/2018 | 1,248 | 0 | 805 | 0 | - | 29,240 | - | - | - | 0 | 31,293 | | | 2,053 | | 29,240 | |
| 1/2/2018 | 1,219 | 0 | 753 | 0 | - | 29,615 | - | - | - | 0 | 31,587 | | | 1,972 | | 29,615 | |
| 1/3/2018 | 1,145 | 0 | 769 | 0 | - | 29,614 | - | - | - | 0 | 31,528 | | | 1,914 | | 29,614 | |
| 1/4/2018 | 1,063 | 0 | 710 | 0 | - | 10,842 | - | - | - | 0 | 12,615 | | | 1,773 | | 10,842 | |
| 1/5/2018 | 1,123 | 0 | 667 | 0 | - | 14,541 | - | - | - | 0 | 16,331 | 185,940 | 26,563 | 1,790 | 1,944 | 14,541 | 24,619 |
| 1/6/2018 | 1,091 | 0 | 658 | 0 | - | 10,274 | - | - | - | 0 | 12,023 | | | 1,749 | | 10,274 | |
| 1/7/2018 | 1,129 | 0 | 675 | 0 | - | 13,359 | - | - | - | 0 | 15,163 | | | 1,804 | | 13,359 | |
| 1/8/2018 | 1,177 | 0 | 724 | 0 | - | 34,404 | - | - | - | 0 | 36,305 | | | 1,901 | | 34,404 | |
| 1/9/2018 | 53 | 0 | 30 | 0 | - | 0 | - | - | - | 0 | 83 | | | 83 | | 0 | |
| 1/10/2018 | 0 | 0 | 0 | 0 | - | 0 | - | - | - | 0 | 0 | | | 0 | | 0 | |
| 1/11/2018 | 1,450 | 0 | 797 | 0 | - | 35,168 | - | - | - | 0 | 37,415 | | | 2,247 | | 35,168 | |
| 1/12/2018 | 1,279 | 0 | 754 | 0 | - | 30,194 | - | - | - | 0 | 32,227 | 133,216 | 19,031 | 2,033 | 1,402 | 30,194 | 17,628 |

Appendix A - Pumping Data
Dewatering Wells and Pump Stations
Liquid Assessment Monitoring
Southeast County Landfill

| | Dewatering Wells | | | | Pump Stations | | | | | | | WEEKLY | | DWs | | PSs | |
|---|---|---|---|---|---|---|---|---|---|---|---|---|---|---|---|---|---|
| DATE | DW 1-1 (gal) | DW 1-2 (gal) | DW 2-1 (gal) | DW 2-2 (gal) | TPS-2 (gal) | PS-2 (CO 2-1) (gal) | Test Pump Location (CO 2-4) (gal) | Test Pump Location (CO 3-1) (gal) | Test Pump Location (CO 2-2) (gal) | TPS-2B (CO 2-2) (gal) | Total (gpd) | TOTAL (gal) | Daily Avg (gpd) | Total (gal) | Daily Avg (gpd) | Total (gal) | Daily Avg (gpd) |
| 1/13/2018 | 1,135 | 0 | 631 | 0 | - | 23,223 | - | - | - | 0 | 24,989 | | | 1,766 | | 23,223 | |
| 1/14/2018 | 1,135 | 0 | 631 | 0 | - | 23,223 | - | - | - | 0 | 24,989 | | | 1,766 | | 23,223 | |
| 1/15/2018 | 1,099 | 0 | 617 | 0 | - | 24,740 | - | - | - | 0 | 26,456 | | | 1,716 | | 24,740 | |
| 1/16/2018 | 136 | 0 | 67 | 0 | - | 0 | - | - | - | 0 | 203 | | | 203 | | 0 | |
| 1/17/2018 | 1,011 | 0 | 567 | 0 | - | 31,253 | - | - | - | 0 | 32,831 | | | 1,578 | | 31,253 | |
| 1/18/2018 | 1,082 | 0 | 648 | 0 | - | 18,148 | - | - | - | 0 | 19,878 | | | 1,730 | | 18,148 | |
| 1/19/2018 | 1,050 | 0 | 644 | 0 | - | 0 | - | - | - | 0 | 1,694 | 131,040 | 18,720 | 1,694 | 1,493 | 0 | 17,227 |
| 1/20/2018 | 1,095 | 0 | 662 | 0 | - | 0 | - | - | - | 0 | 1,757 | | | 1,757 | | 0 | |
| 1/21/2018 | 1,095 | 0 | 662 | 0 | - | 26,763 | - | - | - | 0 | 28,520 | | | 1,757 | | 26,763 | |
| 1/22/2018 | 1,120 | 0 | 687 | 0 | - | 26,084 | - | - | - | 0 | 27,891 | | | 1,807 | | 26,084 | |
| 1/23/2018 | 1,112 | 0 | 683 | 0 | - | 21,495 | - | - | - | 0 | 23,290 | | | 1,795 | | 21,495 | |
| 1/24/2018 | 1,054 | 0 | 641 | 0 | - | 0 | - | - | - | 0 | 1,695 | | | 1,695 | | 0 | |
| 1/25/2018 | 146 | 0 | 91 | 0 | - | 0 | - | - | - | 0 | 237 | | | 237 | | 0 | |
| 1/26/2018 | 1,181 | 0 | 713 | 0 | - | 27,148 | - | - | - | 0 | 29,042 | 112,432 | 16,062 | 1,894 | 1,563 | 27,148 | 14,499 |
| 1/27/2018 | 1,125 | 0 | 732 | 0 | - | 24,918 | - | - | - | 0 | 26,775 | | | 1,857 | | 24,918 | |
| 1/28/2018 | 1,125 | 0 | 732 | 0 | - | 24,918 | - | - | - | 0 | 26,775 | | | 1,857 | | 24,918 | |
| 1/29/2018 | 1,064 | 0 | 727 | 0 | - | 23,729 | - | - | - | 0 | 25,520 | | | 1,791 | | 23,729 | |
| 1/30/2018 | 1,026 | 0 | 703 | 0 | - | 22,511 | - | - | - | 0 | 24,240 | | | 1,729 | | 22,511 | |
| 1/31/2018 | 1,060 | 0 | 715 | 0 | - | 19,807 | - | - | - | 0 | 21,582 | | | 1,775 | | 19,807 | |
| 2/1/2018 | 1,074 | 0 | 734 | 0 | - | 24,432 | - | - | - | 0 | 26,240 | | | 1,808 | | 24,432 | |
| 2/2/2018 | 1,091 | 0 | 764 | 0 | - | 22,719 | - | - | - | 0 | 24,574 | 175,706 | 25,101 | 1,855 | 1,810 | 22,719 | 23,291 |
| 2/3/2018 | 1,104 | 0 | 777 | 0 | - | 22,546 | - | - | - | 0 | 24,427 | | | 1,881 | | 22,546 | |
| 2/4/2018 | 1,104 | 0 | 777 | 0 | - | 22,546 | - | - | - | 0 | 24,427 | | | 1,881 | | 22,546 | |
| 2/5/2018 | 1,081 | 0 | 765 | 0 | - | 19,758 | - | - | - | 0 | 21,604 | | | 1,846 | | 19,758 | |
| 2/6/2018 | 1,069 | 0 | 730 | 0 | - | 625 | - | - | - | 0 | 2,424 | | | 1,799 | | 625 | |
| 2/7/2018 | 1,095 | 0 | 706 | 0 | - | 18,844 | - | - | - | 0 | 20,645 | | | 1,801 | | 18,844 | |
| 2/8/2018 | 1,235 | 0 | 710 | 0 | - | 20,603 | - | - | - | 0 | 22,548 | | | 1,945 | | 20,603 | |
| 2/9/2018 | 1,237 | 0 | 716 | 0 | - | 21,159 | - | - | - | 0 | 23,112 | 139,187 | 19,884 | 1,953 | 1,872 | 21,159 | 18,012 |
| 2/10/2018 | 1,126 | 0 | 657 | 0 | - | 19,438 | - | - | - | 0 | 21,221 | | | 1,783 | | 19,438 | |
| 2/11/2018 | 1,126 | 0 | 657 | 0 | - | 19,438 | - | - | - | 0 | 21,221 | | | 1,783 | | 19,438 | |
| 2/12/2018 | 1,090 | 0 | 614 | 0 | - | 21,975 | - | - | - | 0 | 23,679 | | | 1,704 | | 21,975 | |
| 2/13/2018 | 905 | 0 | 581 | 0 | - | 19,731 | - | - | - | 0 | 21,217 | | | 1,486 | | 19,731 | |
| 2/14/2018 | 855 | 0 | 592 | 0 | - | 19,814 | - | - | - | 0 | 21,261 | | | 1,447 | | 19,814 | |
| 2/15/2018 | 1,039 | 0 | 643 | 0 | - | 20,904 | - | - | - | 0 | 22,586 | | | 1,682 | | 20,904 | |
| 2/16/2018 | 1,132 | 0 | 593 | 0 | - | 20,677 | - | - | - | 0 | 22,402 | 153,587 | 21,941 | 1,725 | 1,659 | 20,677 | 20,282 |
| 2/17/2018 | 1,145 | 0 | 581 | 0 | - | 20,450 | - | - | - | 0 | 22,176 | | | 1,726 | | 20,450 | |
| 2/18/2018 | 1,145 | 0 | 581 | 0 | - | 20,450 | - | - | - | 0 | 22,176 | | | 1,726 | | 20,450 | |
| 2/19/2018 | 1,139 | 0 | 563 | 0 | - | 19,968 | - | - | - | 0 | 21,670 | | | 1,702 | | 19,968 | |
| 2/20/2018 | 1,169 | 0 | 557 | 0 | - | 19,084 | - | - | - | 0 | 20,810 | | | 1,726 | | 19,084 | |
| 2/21/2018 | 1,123 | 0 | 534 | 0 | - | 19,157 | - | - | - | 0 | 20,814 | | | 1,657 | | 19,157 | |
| 2/22/2018 | 1,147 | 0 | 538 | 0 | - | 19,319 | - | - | - | 0 | 21,004 | | | 1,685 | | 19,319 | |
| 2/23/2018 | 411 | 0 | 194 | 0 | - | 19,622 | - | - | - | 0 | 20,227 | 148,877 | 21,268 | 605 | 1,547 | 19,622 | 19,721 |
| 2/24/2018 | 0 | 0 | 0 | 0 | - | 21,066 | - | - | - | 0 | 21,066 | | | 0 | | 21,066 | |
| 2/25/2018 | 0 | 0 | 0 | 0 | - | 21,066 | - | - | - | 0 | 21,066 | | | 0 | | 21,066 | |
| 2/26/2018 | 1,380 | 1 | 615 | 0 | - | 19,618 | - | - | - | 0 | 21,614 | | | 1,996 | | 19,618 | |
| 2/27/2018 | 1,262 | 0 | 557 | 0 | - | 19,510 | - | - | - | 0 | 21,329 | | | 1,819 | | 19,510 | |
| 2/28/2018 | 1,215 | 0 | 605 | 0 | - | 20,088 | - | - | - | 0 | 21,908 | | | 1,820 | | 20,088 | |
| 3/1/2018 | 389 | 0 | 203 | 0 | 0 | 0 | - | - | - | 0 | 592 | | | 592 | | 0 | |
| 3/2/2018 | 0 | 0 | 0 | 0 | 0 | 16,899 | - | - | - | 0 | 16,899 | 124,474 | 17,782 | 0 | 890 | 16,899 | 16,892 |
| 3/3/2018 | 0 | 0 | 0 | 0 | 0 | 6,381 | - | - | - | 0 | 6,381 | | | 0 | | 6,381 | |
| 3/4/2018 | 0 | 0 | 0 | 0 | 0 | 6,381 | - | - | - | 0 | 6,381 | | | 0 | | 6,381 | |
| 3/5/2018 | 0 | 0 | 0 | 0 | 0 | 0 | - | - | - | 0 | 0 | | | 0 | | 0 | |
| 3/6/2018 | 0 | 0 | 0 | 0 | 0 | 5,310 | - | - | - | 0 | 5,310 | | | 0 | | 5,310 | |
| 3/7/2018 | 0 | 0 | 0 | 0 | 0 | 19,103 | - | - | - | 0 | 19,103 | | | 0 | | 19,103 | |
| 3/8/2018 | 1,454 | 0 | 487 | 0 | 0 | 19,989 | - | - | - | 0 | 21,930 | | | 1,941 | | 19,989 | |
| 3/9/2018 | 1,418 | 0 | 586 | 0 | 0 | 19,157 | - | - | - | 0 | 21,161 | 80,266 | 11,467 | 2,004 | 564 | 19,157 | 10,903 |
| 3/10/2018 | 1,256 | 0 | 567 | 0 | 0 | 19,402 | - | - | - | 0 | 21,225 | | | 1,823 | | 19,402 | |
| 3/11/2018 | 1,256 | 0 | 567 | 0 | 0 | 19,402 | - | - | - | 0 | 21,225 | | | 1,823 | | 19,402 | |
| 3/12/2018 | 1,175 | 0 | 541 | 0 | 0 | 19,105 | - | - | - | 0 | 20,821 | | | 1,716 | | 19,105 | |
| 3/13/2018 | 1,146 | 0 | 503 | 0 | 0 | 17,536 | - | - | - | 0 | 19,185 | | | 1,649 | | 17,536 | |
| 3/14/2018 | 1,131 | 0 | 490 | 0 | 0 | 17,327 | - | - | - | 0 | 18,948 | | | 1,621 | | 17,327 | |
| 3/15/2018 | 1,224 | 79 | 501 | 0 | 0 | 17,113 | - | - | - | 0 | 18,917 | | | 1,804 | | 17,113 | |
| 3/16/2018 | 1,036 | 479 | 505 | 0 | 0 | 0 | - | - | - | 0 | 2,020 | 122,341 | 17,477 | 2,020 | 1,779 | 0 | 15,698 |
| 3/17/2018 | 1,058 | 490 | 512 | 0 | 0 | 17,782 | - | - | - | 0 | 19,842 | | | 2,060 | | 17,782 | |
| 3/18/2018 | 1,058 | 490 | 512 | 0 | 0 | 17,782 | - | - | - | 0 | 19,842 | | | 2,060 | | 17,782 | |
| 3/19/2018 | 1,126 | 488 | 528 | 0 | 0 | 0 | - | - | - | 0 | 2,142 | | | 2,142 | | 0 | |

Appendix A - Pumping Data
Dewatering Wells and Pump Stations
Liquid Assessment Monitoring
Southeast County Landfill

| | Dewatering Wells | | | | Pump Stations | | | | | | | WEEKLY | | DWs | | PSs | |
|---|---|---|---|---|---|---|---|---|---|---|---|---|---|---|---|---|---|
| DATE | DW 1-1 (gal) | DW 1-2 (gal) | DW 2-1 (gal) | DW 2-2 (gal) | TPS-2 (gal) | PS-2 (CO 2-1) (gal) | Test Pump Location (CO 2-4) (gal) | Test Pump Location (CO 3-1) (gal) | Test Pump Location (CO 2-2) (gal) | TPS-2B (CO 2-2) (gal) | Total (gpd) | TOTAL (gal) | Daily Avg (gpd) | Total (gal) | Daily Avg (gpd) | Total (gal) | Daily Avg (gpd) |
| 3/20/2018 | 1,079 | 504 | 516 | 0 | 0 | 0 | - | - | - | 0 | 2,099 | | | 2,099 | | 0 | |
| 3/21/2018 | 1,024 | 482 | 462 | 0 | 0 | 16,306 | - | - | - | 0 | 18,274 | | | 1,968 | | 16,306 | |
| 3/22/2018 | 935 | 462 | 418 | 0 | 0 | 14,633 | - | - | - | 0 | 16,448 | | | 1,815 | | 14,633 | |
| 3/23/2018 | 938 | 435 | 414 | 0 | 0 | 15,060 | - | - | - | 0 | 16,847 | 95,494 | 13,642 | 1,787 | 1,990 | 15,060 | 11,652 |
| 3/24/2018 | 859 | 536 | 436 | 0 | 0 | 16,142 | - | - | - | 0 | 17,973 | | | 1,831 | | 16,142 | |
| 3/25/2018 | 859 | 536 | 436 | 0 | 0 | 16,142 | - | - | - | 0 | 17,973 | | | 1,831 | | 16,142 | |
| 3/26/2018 | 776 | 646 | 428 | 0 | 0 | 15,279 | - | - | - | 0 | 17,129 | | | 1,850 | | 15,279 | |
| 3/27/2018 | 650 | 382 | 315 | 1 | 0 | 15,374 | - | - | - | 0 | 16,722 | | | 1,348 | | 15,374 | |
| 3/28/2018 | 867 | 732 | 431 | 0 | 0 | 15,934 | - | - | - | 0 | 17,964 | | | 2,030 | | 15,934 | |
| 3/29/2018 | 230 | 94 | 68 | 0 | 0 | 17,384 | - | - | - | 0 | 17,776 | | | 392 | | 17,384 | |
| 3/30/2018 | 478 | 1 | 120 | 18 | 0 | 13,349 | - | - | - | 0 | 13,966 | 119,503 | 17,072 | 617 | 1,414 | 13,349 | 15,658 |
| 3/31/2018 | 350 | 0 | 123 | 0 | 0 | 16,726 | - | - | - | 0 | 17,199 | | | 473 | | 16,726 | |
| 4/1/2018 | 350 | 0 | 123 | 0 | 0 | 16,726 | - | - | - | 0 | 17,199 | | | 473 | | 16,726 | |
| 4/2/2018 | 780 | 0 | 177 | 36 | 0 | 16,355 | - | - | - | 0 | 17,348 | | | 993 | | 16,355 | |
| 4/3/2018 | 0 | 0 | 0 | 0 | 0 | 16,790 | - | - | - | 0 | 16,790 | | | 0 | | 16,790 | |
| 4/4/2018 | 1,128 | 104 | 312 | 1 | 0 | 16,203 | - | - | - | 0 | 17,748 | | | 1,545 | | 16,203 | |
| 4/5/2018 | 683 | 0 | 252 | 0 | 0 | 22,038 | - | - | - | 0 | 22,973 | | | 935 | | 22,038 | |
| 4/6/2018 | 1,042 | 0 | 355 | 0 | 0 | 21,466 | - | - | - | 0 | 22,863 | 132,120 | 18,874 | 1,397 | 831 | 21,466 | 18,043 |
| 4/7/2018 | 96 | 1 | 31 | 0 | 0 | 20,885 | - | - | - | 0 | 21,013 | | | 128 | | 20,885 | |
| 4/8/2018 | 96 | 1 | 31 | 0 | 0 | 20,885 | - | - | - | 0 | 21,013 | | | 128 | | 20,885 | |
| 4/9/2018 | 795 | 3 | 243 | 1 | 0 | 16,930 | - | - | - | 0 | 17,972 | | | 1,042 | | 16,930 | |
| 4/10/2018 | 1,247 | 3 | 311 | 0 | 0 | 19,720 | - | - | - | 0 | 21,281 | | | 1,561 | | 19,720 | |
| 4/11/2018 | 707 | 58 | 329 | 0 | 0 | 18,269 | - | - | - | 0 | 19,363 | | | 1,094 | | 18,269 | |
| 4/12/2018 | 593 | 0 | 220 | 0 | 0 | 16,623 | - | - | - | 0 | 17,436 | | | 813 | | 16,623 | |
| 4/13/2018 | 237 | 0 | 52 | 1 | 0 | 21,729 | - | - | - | 0 | 22,019 | 140,097 | 20,014 | 290 | 722 | 21,729 | 19,292 |
| 4/14/2018 | 0 | 0 | 127 | 0 | 0 | 24,348 | - | - | - | 0 | 24,475 | | | 127 | | 24,348 | |
| 4/15/2018 | 0 | 0 | 127 | 0 | 0 | 24,348 | - | - | - | 0 | 24,475 | | | 127 | | 24,348 | |
| 4/16/2018 | 1,431 | 1 | 625 | 0 | 0 | 21,975 | - | - | - | 0 | 24,032 | | | 2,057 | | 21,975 | |
| 4/17/2018 | 1,272 | 0 | 356 | 0 | 0 | 23,354 | - | - | - | 0 | 24,982 | | | 1,628 | | 23,354 | |
| 4/18/2018 | 1,423 | 0 | 662 | 0 | 0 | 20,684 | - | - | - | 0 | 22,769 | | | 2,085 | | 20,684 | |
| 4/19/2018 | 1,742 | 0 | 770 | 0 | 0 | 22,220 | - | - | - | 0 | 24,732 | | | 2,512 | | 22,220 | |
| 4/20/2018 | 580 | 0 | 308 | 0 | 0 | 21,964 | - | - | - | 0 | 22,852 | 168,317 | 24,045 | 888 | 1,346 | 21,964 | 22,699 |
| 4/21/2018 | 0 | 0 | 156 | 0 | 0 | 21,988 | - | - | - | 0 | 22,144 | | | 156 | | 21,988 | |
| 4/22/2018 | 0 | 0 | 156 | 0 | 0 | 21,988 | - | - | - | 0 | 22,144 | | | 156 | | 21,988 | |
| 4/23/2018 | 0 | 0 | 281 | 0 | 0 | 22,207 | - | - | - | 0 | 22,488 | | | 281 | | 22,207 | |
| 4/24/2018 | 1 | 1,017 | 351 | 0 | 0 | 22,164 | - | - | - | 0 | 23,533 | | | 1,369 | | 22,164 | |
| 4/25/2018 | 0 | 921 | 431 | 0 | 0 | 23,089 | - | - | - | 0 | 24,441 | | | 1,352 | | 23,089 | |
| 4/26/2018 | 0 | 788 | 375 | 0 | 0 | 14,115 | - | - | - | 0 | 15,278 | | | 1,163 | | 14,115 | |
| 4/27/2018 | 0 | 431 | 246 | 0 | 0 | 8,738 | - | - | - | 0 | 9,415 | 139,443 | 19,920 | 677 | 736 | 8,738 | 19,184 |
| 4/28/2018 | 0 | 519 | 190 | 0 | 0 | 22,524 | - | - | - | 0 | 23,233 | | | 709 | | 22,524 | |
| 4/29/2018 | 0 | 519 | 190 | 0 | 0 | 22,524 | - | - | - | 0 | 23,233 | | | 709 | | 22,524 | |
| 4/30/2018 | 0 | 886 | 306 | 0 | 0 | 20,393 | - | - | - | 0 | 21,585 | | | 1,192 | | 20,393 | |
| 5/1/2018 | 0 | 617 | 312 | 0 | - | 19,951 | - | - | - | - | 20,880 | | | 929 | | 19,951 | |
| 5/2/2018 | 0 | 727 | 367 | 0 | - | 19,861 | - | - | - | - | 20,955 | | | 1,094 | | 19,861 | |
| 5/3/2018 | 0 | 1,225 | 420 | 0 | - | 18,628 | - | - | - | - | 20,273 | | | 1,645 | | 18,628 | |
| 5/4/2018 | 0 | 478 | 392 | 0 | - | 20,127 | - | - | - | - | 20,997 | 151,156 | 21,594 | 870 | 1,021 | 20,127 | 20,573 |
| 5/5/2018 | 0 | 0 | 0 | 0 | - | 20,714 | - | - | - | - | 20,714 | | | 0 | | 20,714 | |
| 5/6/2018 | 0 | 0 | 0 | 0 | - | 20,714 | - | - | - | - | 20,714 | | | 0 | | 20,714 | |
| 5/7/2018 | 0 | 0 | 0 | 0 | - | 20,113 | - | - | - | - | 20,113 | | | 0 | | 20,113 | |
| 5/8/2018 | 0 | 1,508 | 454 | 0 | - | 18,228 | - | - | - | - | 20,190 | | | 1,962 | | 18,228 | |
| 5/9/2018 | 0 | 1,277 | 456 | 0 | - | 17,728 | - | - | - | - | 19,461 | | | 1,733 | | 17,728 | |
| 5/10/2018 | 0 | 1,131 | 401 | 0 | - | 18,259 | - | - | - | - | 19,791 | | | 1,532 | | 18,259 | |
| 5/11/2018 | 0 | 0 | 0 | 0 | - | 0 | - | - | - | - | 0 | 120,983 | 17,283 | 0 | 747 | 0 | 16,537 |
| 5/12/2018 | 810 | 639 | 544 | 0 | - | 27,212 | - | - | - | - | 29,205 | | | 1,993 | | 27,212 | |
| 5/13/2018 | 810 | 639 | 544 | 0 | - | 27,212 | - | - | - | - | 29,205 | | | 1,993 | | 27,212 | |
| 5/14/2018 | 870 | 447 | 388 | 0 | - | 12,830 | - | - | - | - | 14,535 | | | 1,705 | | 12,830 | |
| 5/15/2018 | 735 | 715 | 376 | 0 | - | 0 | - | - | - | - | 1,826 | | | 1,826 | | 0 | |
| 5/16/2018 | 722 | 849 | 397 | 0 | - | 13,813 | - | - | - | - | 15,781 | | | 1,968 | | 13,813 | |
| 5/17/2018 | 793 | 766 | 396 | 0 | - | 21,514 | - | - | - | - | 23,469 | | | 1,955 | | 21,514 | |
| 5/18/2018 | 761 | 737 | 398 | 0 | - | 21,778 | - | - | - | - | 23,674 | 137,695 | 19,671 | 1,896 | 1,905 | 21,778 | 17,766 |
| 5/19/2018 | 761 | 604 | 515 | 0 | - | 21,111 | - | - | - | - | 22,991 | | | 1,880 | | 21,111 | |
| 5/20/2018 | 761 | 604 | 515 | 0 | - | 21,111 | - | - | - | - | 22,991 | | | 1,880 | | 21,111 | |
| 5/21/2018 | 826 | 668 | 448 | 0 | - | 16,200 | - | - | - | - | 18,142 | | | 1,942 | | 16,200 | |
| 5/22/2018 | 875 | 682 | 396 | 0 | - | 23,595 | - | - | - | - | 25,548 | | | 1,953 | | 23,595 | |
| 5/23/2018 | 841 | 637 | 348 | 0 | - | 21,146 | - | - | - | - | 22,972 | | | 1,826 | | 21,146 | |
| 5/24/2018 | 930 | 684 | 334 | 0 | - | 20,602 | - | - | - | - | 22,550 | | | 1,948 | | 20,602 | |

Appendix A - Pumping Data
Dewatering Wells and Pump Stations
Liquid Assessment Monitoring
Southeast County Landfill

| | Dewatering Wells | | | | Pump Stations | | | | | | | WEEKLY | | DWs | | PSs | |
|---|---|---|---|---|---|---|---|---|---|---|---|---|---|---|---|---|---|
| DATE | DW 1-1 (gal) | DW 1-2 (gal) | DW 2-1 (gal) | DW 2-2 (gal) | TPS-2 (gal) | PS-2 (CO 2-1) (gal) | Test Pump Location (CO 2-4) (gal) | Test Pump Location (CO 3-1) (gal) | Test Pump Location (CO 2-2) (gal) | TPS-2B (CO 2-2) (gal) | Total (gpd) | TOTAL (gal) | Daily Avg (gpd) | Total (gal) | Daily Avg (gpd) | Total (gal) | Daily Avg (gpd) |
| 5/25/2018 | 983 | 718 | 351 | 0 | - | 20,814 | - | - | - | - | 22,866 | 158,060 | 22,580 | 2,052 | 1,926 | 20,814 | 20,654 |
| 5/26/2018 | 1,026 | 767 | 407 | 0 | - | 21,195 | - | - | - | - | 23,395 | | | 2,200 | | 21,195 | |
| 5/27/2018 | 1,026 | 767 | 407 | 0 | - | 21,195 | - | - | - | - | 23,395 | | | 2,200 | | 21,195 | |
| 5/28/2018 | 1,036 | 730 | 371 | 0 | - | 21,024 | - | - | - | - | 23,161 | | | 2,137 | | 21,024 | |
| 5/29/2018 | 1,093 | 666 | 355 | 0 | - | 19,642 | - | - | - | - | 21,756 | | | 2,114 | | 19,642 | |
| 5/30/2018 | 1,153 | 659 | 432 | 0 | - | 19,498 | - | - | - | - | 21,742 | | | 2,244 | | 19,498 | |
| 5/31/2018 | 1,191 | 662 | 413 | 0 | - | 19,491 | - | - | - | - | 21,757 | | | 2,266 | | 19,491 | |
| 6/1/2018 | 1,201 | 688 | 396 | 0 | - | 20,857 | - | - | - | - | 23,142 | 158,348 | 22,621 | 2,285 | 2,207 | 20,857 | 20,415 |
| 6/2/2018 | 1,153 | 683 | 379 | 0 | - | 19,874 | - | - | - | - | 22,089 | | | 2,215 | | 19,874 | |
| 6/3/2018 | 1,153 | 683 | 379 | 0 | - | 19,874 | - | - | - | - | 22,089 | | | 2,215 | | 19,874 | |
| 6/4/2018 | 1,045 | 644 | 370 | 0 | - | 19,505 | - | - | - | - | 21,564 | | | 2,059 | | 19,505 | |
| 6/5/2018 | 1,117 | 718 | 389 | 0 | - | 19,471 | - | - | - | - | 21,695 | | | 2,224 | | 19,471 | |
| 6/6/2018 | 1,115 | 694 | 390 | 0 | - | 18,961 | - | - | - | - | 21,160 | | | 2,199 | | 18,961 | |
| 6/7/2018 | 1,163 | 645 | 365 | 0 | - | 9,022 | - | - | - | - | 11,195 | | | 2,173 | | 9,022 | |
| 6/8/2018 | 1,176 | 601 | 367 | 0 | - | 0 | - | - | - | - | 2,144 | 121,936 | 17,419 | 2,144 | 2,176 | 0 | 15,244 |
| 6/9/2018 | 1,209 | 579 | 357 | 0 | - | 15,401 | - | - | - | - | 17,546 | | | 2,145 | | 15,401 | |
| 6/10/2018 | 1,209 | 579 | 357 | 0 | - | 15,401 | - | - | - | - | 17,546 | | | 2,145 | | 15,401 | |
| 6/11/2018 | 1,035 | 613 | 373 | 0 | - | 17,909 | - | - | - | - | 19,930 | | | 2,021 | | 17,909 | |
| 6/12/2018 | 1,013 | 560 | 358 | 0 | - | 17,269 | - | - | - | - | 19,200 | | | 1,931 | | 17,269 | |
| 6/13/2018 | 1,041 | 545 | 368 | 0 | - | 18,601 | - | - | - | - | 20,555 | | | 1,954 | | 18,601 | |
| 6/14/2018 | 2,284 | 1,167 | 724 | 0 | - | 32,082 | - | - | - | - | 36,257 | | | 4,175 | | 32,082 | |
| 6/15/2018 | 0 | 0 | 0 | 0 | - | 0 | - | - | - | - | 0 | 131,034 | 18,719 | 0 | 2,053 | 0 | 16,666 |
| 6/16/2018 | 1,288 | 581 | 354 | 0 | - | 16,931 | - | - | - | - | 19,154 | | | 2,223 | | 16,931 | |
| 6/17/2018 | 1,288 | 581 | 354 | 0 | - | 16,931 | - | - | - | - | 19,154 | | | 2,223 | | 16,931 | |
| 6/18/2018 | 1,377 | 632 | 344 | 0 | - | 17,845 | - | - | - | - | 20,198 | | | 2,353 | | 17,845 | |
| 6/19/2018 | 2,126 | 711 | 360 | 0 | - | 18,462 | - | - | - | - | 21,659 | | | 3,197 | | 18,462 | |
| 6/20/2018 | 1,373 | 682 | 347 | 0 | - | 18,500 | - | - | - | - | 20,902 | | | 2,402 | | 18,500 | |
| 6/21/2018 | 1,359 | 711 | 347 | 0 | - | 18,901 | - | - | - | - | 21,318 | | | 2,417 | | 18,901 | |
| 6/22/2018 | 2,531 | 755 | 337 | 0 | - | 1,925 | - | - | - | - | 5,548 | 127,933 | 18,276 | 3,623 | 2,634 | 1,925 | 15,642 |
| 6/23/2018 | 1,286 | 856 | 336 | 0 | - | 19,455 | - | - | - | - | 21,933 | | | 2,478 | | 19,455 | |
| 6/24/2018 | 1,286 | 856 | 336 | 0 | - | 19,455 | - | - | - | - | 21,933 | | | 2,478 | | 19,455 | |
| 6/25/2018 | 0 | 848 | 336 | 0 | - | 19,874 | - | - | - | - | 21,058 | | | 1,184 | | 19,874 | |
| 6/26/2018 | 0 | 876 | 343 | 0 | - | 19,839 | - | - | - | - | 21,058 | | | 1,219 | | 19,839 | |
| 6/27/2018 | 0 | 880 | 353 | 0 | - | 20,127 | - | - | - | - | 21,360 | | | 1,233 | | 20,127 | |
| 6/28/2018 | 0 | 900 | 351 | 0 | - | 12,320 | - | - | - | - | 13,571 | | | 1,251 | | 12,320 | |
| 6/29/2018 | 0 | 853 | 353 | 0 | - | 22,990 | - | - | - | - | 24,196 | 145,109 | 20,730 | 1,206 | 1,578 | 22,990 | 19,151 |
| 6/30/2018 | 0 | 880 | 392 | 8 | - | 22,198 | - | - | - | - | 23,478 | | | 1,280 | | 22,198 | |
| 7/1/2018 | 0 | 880 | 392 | 0 | - | 22,205 | - | - | - | - | 23,477 | | | 1,272 | | 22,205 | |
| 7/2/2018 | 0 | 847 | 422 | 0 | - | 22,707 | - | - | - | - | 23,976 | | | 1,269 | | 22,707 | |
| 7/3/2018 | 0 | 672 | 396 | 0 | - | 22,619 | - | - | - | - | 23,687 | | | 1,068 | | 22,619 | |
| 7/4/2018 | 0 | 672 | 396 | 0 | - | 22,619 | - | - | - | - | 23,687 | | | 1,068 | | 22,619 | |
| 7/5/2018 | 0 | 658 | 334 | 0 | - | 21,855 | - | - | - | - | 22,847 | | | 992 | | 21,855 | |
| 7/6/2018 | 30 | 944 | 330 | 0 | - | 23,304 | - | - | - | - | 24,608 | 165,760 | 23,680 | 1,304 | 1,179 | 23,304 | 22,501 |
| 7/7/2018 | 0 | 922 | 331 | 0 | - | 18,655 | - | - | - | - | 19,908 | | | 1,253 | | 18,655 | |
| 7/8/2018 | 0 | 922 | 331 | 0 | - | 18,655 | - | - | - | - | 19,908 | | | 1,253 | | 18,655 | |
| 7/9/2018 | 0 | 896 | 336 | 0 | - | 20,034 | - | - | - | - | 21,266 | | | 1,232 | | 20,034 | |
| 7/10/2018 | 0 | 980 | 342 | 0 | - | 25,047 | - | - | - | - | 26,369 | | | 1,322 | | 25,047 | |
| 7/11/2018 | 0 | 973 | 344 | 0 | - | 25,048 | - | - | - | - | 26,365 | | | 1,317 | | 25,048 | |
| 7/12/2018 | 0 | 988 | 332 | 0 | - | 23,315 | - | - | - | - | 24,635 | | | 1,320 | | 23,315 | |
| 7/13/2018 | 0 | 969 | 330 | 0 | - | 23,956 | - | - | - | - | 25,255 | 163,706 | 23,387 | 1,299 | 1,285 | 23,956 | 22,101 |
| 7/14/2018 | 0 | 1,018 | 328 | 0 | - | 19,307 | - | - | - | - | 20,653 | | | 1,346 | | 19,307 | |
| 7/15/2018 | 0 | 1,018 | 328 | 0 | - | 19,307 | - | - | - | - | 20,653 | | | 1,346 | | 19,307 | |
| 7/16/2018 | 0 | 965 | 326 | 0 | - | 1,041 | - | - | - | - | 2,332 | | | 1,291 | | 1,041 | |
| 7/17/2018 | 0 | 980 | 338 | 0 | - | 10,220 | - | - | - | - | 11,538 | | | 1,318 | | 10,220 | |
| 7/18/2018 | 0 | 1,029 | 319 | 0 | - | 27,068 | - | - | - | - | 28,416 | | | 1,348 | | 27,068 | |
| 7/19/2018 | 0 | 1,073 | 329 | 0 | - | 25,820 | - | - | - | - | 27,222 | | | 1,402 | | 25,820 | |
| 7/20/2018 | 0 | 1,022 | 337 | 0 | - | 25,903 | - | - | - | - | 27,262 | 138,076 | 19,725 | 1,359 | 1,344 | 25,903 | 18,381 |
| 7/21/2018 | 0 | 994 | 332 | 0 | - | 25,217 | - | - | - | - | 26,543 | | | 1,326 | | 25,217 | |
| 7/22/2018 | 0 | 994 | 332 | 0 | - | 25,217 | - | - | - | - | 26,543 | | | 1,326 | | 25,217 | |
| 7/23/2018 | 0 | 1,001 | 410 | 0 | - | 26,022 | - | - | - | - | 27,433 | | | 1,411 | | 26,022 | |
| 7/24/2018 | 0 | 1,076 | 349 | 0 | - | 25,900 | - | - | - | - | 27,325 | | | 1,425 | | 25,900 | |
| 7/25/2018 | 0 | 1,047 | 342 | 0 | - | 25,296 | - | - | - | - | 26,685 | | | 1,389 | | 25,296 | |
| 7/26/2018 | 0 | 1,085 | 373 | 0 | - | 25,331 | - | - | - | - | 26,789 | | | 1,458 | | 25,331 | |
| 7/27/2018 | 0 | 1,134 | 338 | 0 | - | 24,337 | - | - | - | - | 25,809 | 187,127 | 26,732 | 1,472 | 1,401 | 24,337 | 25,331 |
| 7/28/2018 | 0 | 1,078 | 356 | 0 | - | 12,791 | - | - | - | - | 14,225 | | | 1,434 | | 12,791 | |
| 7/29/2018 | 0 | 1,078 | 356 | 0 | - | 12,791 | - | - | - | - | 14,225 | | | 1,434 | | 12,791 | |

Appendix A - Pumping Data
Dewatering Wells and Pump Stations
Liquid Assessment Monitoring
Southeast County Landfill

| | Dewatering Wells | | | | Pump Stations | | | | | | | WEEKLY | | DWs | | PSs | |
|---|---|---|---|---|---|---|---|---|---|---|---|---|---|---|---|---|---|
| DATE | DW 1-1 (gal) | DW 1-2 (gal) | DW 2-1 (gal) | DW 2-2 (gal) | TPS-2 (gal) | PS-2 (CO 2-1) (gal) | Test Pump Location (CO 2-4) (gal) | Test Pump Location (CO 3-1) (gal) | Test Pump Location (CO 2-2) (gal) | TPS-2B (CO 2-2) (gal) | Total (gpd) | TOTAL (gal) | Daily Avg (gpd) | Total (gal) | Daily Avg (gpd) | Total (gal) | Daily Avg (gpd) |
| 7/30/2018 | 0 | 1,132 | 347 | 0 | - | 26,035 | - | - | - | - | 27,514 | | | 1,479 | | 26,035 | |
| 7/31/2018 | 0 | 1,145 | 362 | 0 | - | 30,232 | - | - | - | - | 31,739 | | | 1,507 | | 30,232 | |
| 8/1/2018 | 0 | 1,114 | 368 | 0 | - | 29,776 | - | - | - | - | 31,258 | | | 1,482 | | 29,776 | |
| 8/2/2018 | 0 | 1,109 | 455 | 0 | - | 29,743 | - | - | - | - | 31,307 | | | 1,564 | | 29,743 | |
| 8/3/2018 | 0 | 1,139 | 379 | 0 | - | 30,724 | - | - | - | - | 32,242 | 182,510 | 26,073 | 1,518 | 1,488 | 30,724 | 24,585 |
| 8/4/2018 | 0 | 1,220 | 328 | 0 | - | 32,763 | - | - | - | - | 34,311 | | | 1,548 | | 32,763 | |
| 8/5/2018 | 0 | 1,234 | 315 | 0 | - | 33,237 | - | - | - | - | 34,786 | | | 1,549 | | 33,237 | |
| 8/6/2018 | 0 | 1,387 | 321 | 0 | - | 34,071 | - | - | - | - | 35,779 | | | 1,708 | | 34,071 | |
| 8/7/2018 | 0 | 1,368 | 317 | 0 | - | 34,060 | - | - | - | - | 35,745 | | | 1,685 | | 34,060 | |
| 8/8/2018 | 0 | 1,392 | 324 | 0 | - | 34,422 | - | - | - | - | 36,138 | | | 1,716 | | 34,422 | |
| 8/9/2018 | 0 | 1,415 | 328 | 0 | - | 33,786 | - | - | - | - | 35,529 | | | 1,743 | | 33,786 | |
| 8/10/2018 | 0 | 1,460 | 327 | 0 | - | 34,917 | - | - | - | - | 36,704 | 248,992 | 35,570 | 1,787 | 1,677 | 34,917 | 33,894 |
| 8/11/2018 | 0 | 1,539 | 358 | 0 | - | 34,383 | - | - | - | - | 36,280 | | | 1,897 | | 34,383 | |
| 8/12/2018 | 0 | 1,511 | 342 | 0 | - | 34,897 | - | - | - | - | 36,750 | | | 1,853 | | 34,897 | |
| 8/13/2018 | 0 | 1,548 | 341 | 0 | - | 35,147 | - | - | - | - | 37,036 | | | 1,889 | | 35,147 | |
| 8/14/2018 | 0 | 1,635 | 348 | 0 | - | 34,032 | - | - | - | - | 36,015 | | | 1,983 | | 34,032 | |
| 8/15/2018 | 0 | 1,627 | 338 | 0 | - | 34,586 | - | - | - | - | 36,551 | | | 1,965 | | 34,586 | |
| 8/16/2018 | 0 | 1,638 | 343 | 0 | - | 0 | - | - | - | - | 1,981 | | | 1,981 | | 0 | |
| 8/17/2018 | 0 | 1,615 | 338 | 0 | - | 34,291 | - | - | - | - | 36,244 | 220,857 | 31,551 | 1,953 | 1,932 | 34,291 | 29,619 |
| 8/18/2018 | 0 | 1,436 | 353 | 0 | - | 34,781 | - | - | - | - | 36,570 | | | 1,789 | | 34,781 | |
| 8/19/2018 | 0 | 1,385 | 362 | 0 | - | 0 | - | - | - | - | 1,747 | | | 1,747 | | 0 | |
| 8/20/2018 | 0 | 1,296 | 355 | 0 | - | 0 | - | - | - | - | 1,651 | | | 1,651 | | 0 | |
| 8/21/2018 | 0 | 1,496 | 367 | 0 | - | 35,677 | - | - | - | - | 37,540 | | | 1,863 | | 35,677 | |
| 8/22/2018 | 0 | 1,361 | 381 | 0 | - | 35,826 | - | - | - | - | 37,568 | | | 1,742 | | 35,826 | |
| 8/23/2018 | 0 | 1,623 | 392 | 0 | - | 35,720 | - | - | - | - | 37,735 | | | 2,015 | | 35,720 | |
| 8/24/2018 | 0 | 1,541 | 391 | 0 | - | 37,136 | - | - | - | - | 39,068 | 191,879 | 27,411 | 1,932 | 1,820 | 37,136 | 25,591 |
| 8/25/2018 | 0 | 1,377 | 361 | 0 | - | 21,568 | - | - | - | - | 23,306 | | | 1,738 | | 21,568 | |
| 8/26/2018 | 102 | 1,140 | 357 | 0 | - | 27,775 | - | - | - | - | 29,374 | | | 1,599 | | 27,775 | |
| 8/27/2018 | 718 | 1,124 | 420 | 0 | - | 36,710 | - | - | - | - | 38,972 | | | 2,262 | | 36,710 | |
| 8/28/2018 | 727 | 1,270 | 419 | 0 | - | 36,325 | - | - | - | - | 38,741 | | | 2,416 | | 36,325 | |
| 8/29/2018 | 656 | 1,182 | 439 | 0 | - | 37,543 | - | - | - | - | 39,820 | | | 2,277 | | 37,543 | |
| 8/30/2018 | 663 | 1,339 | 466 | 0 | - | 36,185 | - | - | - | - | 38,653 | | | 2,468 | | 36,185 | |
| 8/31/2018 | 663 | 1,471 | 447 | 0 | - | 31,695 | - | - | - | - | 34,276 | 243,142 | 34,735 | 2,581 | 2,192 | 31,695 | 32,543 |
| 9/1/2018 | 673 | 1,382 | 438 | 0 | - | 16,870 | - | - | - | - | 19,363 | | | 2,493 | | 16,870 | |
| 9/2/2018 | 650 | 1,439 | 427 | 0 | - | 40,488 | - | - | - | - | 43,004 | | | 2,516 | | 40,488 | |
| 9/3/2018 | 650 | 1,439 | 427 | 0 | - | 40,488 | - | - | - | - | 43,004 | | | 2,516 | | 40,488 | |
| 9/4/2018 | 669 | 1,541 | 432 | 0 | - | 39,270 | - | - | - | - | 41,912 | | | 2,642 | | 39,270 | |
| 9/5/2018 | 662 | 1,567 | 435 | 0 | - | 39,505 | - | - | - | - | 42,169 | | | 2,664 | | 39,505 | |
| 9/6/2018 | 696 | 1,640 | 453 | 0 | - | 39,724 | - | - | - | - | 42,513 | | | 2,789 | | 39,724 | |
| 9/7/2018 | 695 | 1,583 | 459 | 0 | - | 39,808 | - | - | - | - | 42,545 | 274,510 | 39,216 | 2,737 | 2,622 | 39,808 | 36,593 |
| 9/8/2018 | 650 | 1,599 | 477 | 0 | - | 40,740 | - | - | - | - | 43,466 | | | 2,726 | | 40,740 | |
| 9/9/2018 | 691 | 1,638 | 495 | 0 | - | 40,233 | - | - | - | - | 43,057 | | | 2,824 | | 40,233 | |
| 9/10/2018 | 680 | 1,637 | 480 | 0 | - | 40,018 | - | - | - | - | 42,815 | | | 2,797 | | 40,018 | |
| 9/11/2018 | 683 | 1,732 | 505 | 0 | - | 39,772 | - | - | - | - | 42,692 | | | 2,920 | | 39,772 | |
| 9/12/2018 | 670 | 1,895 | 503 | 0 | - | 39,737 | - | - | - | - | 42,805 | | | 3,068 | | 39,737 | |
| 9/13/2018 | 700 | 1,897 | 529 | 0 | - | 40,359 | - | - | - | - | 43,485 | | | 3,126 | | 40,359 | |
| 9/14/2018 | 678 | 1,663 | 522 | 0 | - | 40,866 | - | - | - | - | 43,729 | 302,049 | 43,150 | 2,863 | 2,903 | 40,866 | 40,246 |
| 9/15/2018 | 686 | 1,711 | 537 | 0 | - | 41,478 | - | - | - | - | 44,412 | | | 2,934 | | 41,478 | |
| 9/16/2018 | 685 | 1,706 | 532 | 0 | - | 7,325 | - | - | - | - | 10,248 | | | 2,923 | | 7,325 | |
| 9/17/2018 | 677 | 1,735 | 507 | 0 | - | 48,404 | - | - | - | - | 51,323 | | | 2,919 | | 48,404 | |
| 9/18/2018 | 712 | 1,791 | 510 | 0 | - | 43,251 | - | - | - | - | 46,264 | | | 3,013 | | 43,251 | |
| 9/19/2018 | 684 | 1,723 | 513 | 0 | - | 10,761 | - | - | - | - | 13,681 | | | 2,920 | | 10,761 | |
| 9/20/2018 | 689 | 1,693 | 513 | 0 | - | 44,207 | - | - | - | - | 47,102 | | | 2,895 | | 44,207 | |
| 9/21/2018 | 699 | 1,541 | 531 | 0 | - | 41,115 | - | - | - | - | 43,886 | 256,916 | 36,702 | 2,771 | 2,911 | 41,115 | 33,792 |
| 9/22/2018 | 779 | 1,225 | 529 | 0 | - | 40,838 | - | - | - | - | 43,371 | | | 2,533 | | 40,838 | |
| 9/23/2018 | 765 | 1,529 | 546 | 0 | - | 41,642 | - | - | - | - | 44,482 | | | 2,840 | | 41,642 | |
| 9/24/2018 | 696 | 1,644 | 531 | 0 | - | 36,995 | - | - | - | - | 39,866 | | | 2,871 | | 36,995 | |
| 9/25/2018 | 704 | 1,679 | 525 | 0 | - | 39,187 | - | - | - | - | 42,095 | | | 2,908 | | 39,187 | |
| 9/26/2018 | 715 | 1,951 | 546 | 0 | - | 36,128 | - | - | - | - | 39,340 | | | 3,212 | | 36,128 | |
| 9/27/2018 | 733 | 1,922 | 556 | 0 | - | 33,247 | - | - | - | - | 36,458 | | | 3,211 | | 33,247 | |
| 9/28/2018 | 730 | 1,822 | 543 | 0 | - | 33,128 | - | - | - | - | 36,223 | 281,835 | 40,262 | 3,095 | 2,953 | 33,128 | 37,309 |
| 9/29/2018 | 714 | 1,721 | 557 | 0 | - | 28,480 | - | - | - | - | 31,472 | | | 2,992 | | 28,480 | |
| 9/30/2018 | 714 | 1,721 | 557 | 0 | - | 28,480 | - | - | - | - | 31,472 | | | 2,992 | | 28,480 | |
| 10/1/2018 | 214 | 524 | 171 | 0 | - | 29,244 | - | - | - | - | 30,153 | | | 909 | | 29,244 | |
| 10/2/2018 | 217 | 523 | 181 | 0 | - | 28,554 | - | - | - | - | 29,475 | | | 921 | | 28,554 | |
| 10/3/2018 | 216 | 556 | 186 | 0 | - | 27,868 | - | - | - | - | 28,826 | | | 958 | | 27,868 | |

Appendix A - Pumping Data
Dewatering Wells and Pump Stations
Liquid Assessment Monitoring
Southeast County Landfill

| | Dewatering Wells | | | | Pump Stations | | | | | | | WEEKLY | | DWs | | PSs | |
|---|---|---|---|---|---|---|---|---|---|---|---|---|---|---|---|---|---|
| DATE | DW 1-1 (gal) | DW 1-2 (gal) | DW 2-1 (gal) | DW 2-2 (gal) | TPS-2 (gal) | PS-2 (CO 2-1) (gal) | Test Pump Location (CO 2-4) (gal) | Test Pump Location (CO 3-1) (gal) | Test Pump Location (CO 2-2) (gal) | TPS-2B (CO 2-2) (gal) | Total (gpd) | TOTAL (gal) | Daily Avg (gpd) | Total (gal) | Daily Avg (gpd) | Total (gal) | Daily Avg (gpd) |
| 10/4/2018 | 212 | 545 | 183 | 0 | - | 28,639 | - | - | - | - | 29,579 | | | 940 | | 28,639 | |
| 10/5/2018 | 210 | 586 | 186 | 0 | - | 28,119 | - | - | - | - | 29,101 | 210,078 | 30,011 | 982 | 1,528 | 28,119 | 28,483 |
| 10/6/2018 | 214 | 611 | 191 | 0 | - | 27,916 | - | - | - | - | 28,932 | | | 1,016 | | 27,916 | |
| 10/7/2018 | 214 | 611 | 191 | 0 | - | 27,916 | - | - | - | - | 28,932 | | | 1,016 | | 27,916 | |
| 10/8/2018 | 220 | 577 | 199 | 0 | - | 27,533 | - | - | - | - | 28,529 | | | 996 | | 27,533 | |
| 10/9/2018 | 221 | 751 | 211 | 0 | - | 27,337 | - | - | - | - | 28,520 | | | 1,183 | | 27,337 | |
| 10/10/2018 | 228 | 718 | 216 | 0 | - | 32,791 | - | - | - | - | 33,953 | | | 1,162 | | 32,791 | |
| 10/11/2018 | 230 | 674 | 216 | 0 | - | 31,402 | - | - | - | - | 32,522 | | | 1,120 | | 31,402 | |
| 10/12/2018 | 238 | 696 | 218 | 0 | - | 30,674 | - | - | - | - | 31,826 | 213,214 | 30,459 | 1,152 | 1,092 | 30,674 | 29,367 |
| 10/13/2018 | 236 | 712 | 214 | 0 | - | 28,128 | - | - | - | - | 29,290 | | | 1,162 | | 28,128 | |
| 10/14/2018 | 236 | 712 | 214 | 0 | - | 28,128 | - | - | - | - | 29,290 | | | 1,162 | | 28,128 | |
| 10/15/2018 | 236 | 704 | 212 | 0 | - | 26,378 | - | - | - | - | 27,530 | | | 1,152 | | 26,378 | |
| 10/16/2018 | 248 | 765 | 228 | 0 | - | 4,122 | - | - | - | - | 5,363 | | | 1,241 | | 4,122 | |
| 10/17/2018 | 237 | 732 | 224 | 0 | - | 22,014 | - | - | - | - | 23,207 | | | 1,193 | | 22,014 | |
| 10/18/2018 | 244 | 746 | 233 | 0 | - | 26,986 | - | - | - | - | 28,209 | | | 1,223 | | 26,986 | |
| 10/19/2018 | 241 | 752 | 237 | 0 | - | 25,992 | - | - | - | - | 27,222 | 170,111 | 24,302 | 1,230 | 1,195 | 25,992 | 23,107 |
| 10/20/2018 | 251 | 747 | 251 | 0 | - | 25,586 | - | - | - | - | 26,835 | | | 1,249 | | 25,586 | |
| 10/21/2018 | 251 | 747 | 251 | 0 | - | 25,586 | - | - | - | - | 26,835 | | | 1,249 | | 25,586 | |
| 10/22/2018 | 254 | 710 | 251 | 0 | - | 22,485 | - | - | - | - | 23,700 | | | 1,215 | | 22,485 | |
| 10/23/2018 | 250 | 703 | 255 | 0 | - | 22,172 | - | - | - | - | 23,380 | | | 1,208 | | 22,172 | |
| 10/24/2018 | 252 | 730 | 264 | 0 | - | 25,014 | - | - | - | - | 26,260 | | | 1,246 | | 25,014 | |
| 10/25/2018 | 257 | 823 | 275 | 0 | - | 24,335 | - | - | - | - | 25,690 | | | 1,355 | | 24,335 | |
| 10/26/2018 | 262 | 912 | 285 | 0 | - | 25,312 | - | - | - | - | 26,771 | 179,471 | 25,639 | 1,459 | 1,283 | 25,312 | 24,356 |
| 10/27/2018 | 278 | 756 | 282 | 0 | - | 24,943 | - | - | - | - | 26,259 | | | 1,316 | | 24,943 | |
| 10/28/2018 | 278 | 756 | 282 | 0 | - | 24,943 | - | - | - | - | 26,259 | | | 1,316 | | 24,943 | |
| 10/29/2018 | 292 | 796 | 308 | 0 | - | - | 10,288 | - | - | - | 11,684 | | | 1,396 | | 10,288 | |
| 10/30/2018 | 267 | 762 | 277 | 0 | - | - | 13,347 | - | - | - | 14,653 | | | 1,306 | | 13,347 | |
| 10/31/2018 | 270 | 868 | 286 | 0 | - | - | 21,450 | - | - | - | 22,874 | | | 1,424 | | 21,450 | |
| 11/1/2018 | 440 | 1,511 | 504 | 0 | - | - | 24,520 | - | - | - | 26,975 | | | 2,455 | | 24,520 | |
| 11/2/2018 | 428 | 1,404 | 490 | 0 | - | - | 24,907 | - | - | - | 27,229 | 155,933 | 22,276 | 2,322 | 1,648 | 24,907 | 20,628 |
| 11/3/2018 | 457 | 1,313 | 478 | 0 | - | - | 25,214 | - | - | - | 27,462 | | | 2,248 | | 25,214 | |
| 11/4/2018 | 457 | 1,313 | 478 | 0 | - | - | 25,214 | - | - | - | 27,462 | | | 2,248 | | 25,214 | |
| 11/5/2018 | 438 | 1,333 | 494 | 0 | - | - | 24,575 | - | - | - | 26,840 | | | 2,265 | | 24,575 | |
| 11/6/2018 | 437 | 1,278 | 501 | 0 | - | - | 23,480 | - | - | - | 25,696 | | | 2,216 | | 23,480 | |
| 11/7/2018 | 431 | 1,316 | 515 | 0 | - | - | 22,470 | - | - | - | 24,732 | | | 2,262 | | 22,470 | |
| 11/8/2018 | 438 | 1,360 | 525 | 0 | - | - | 21,871 | - | - | - | 24,194 | | | 2,323 | | 21,871 | |
| 11/9/2018 | 438 | 1,325 | 520 | 0 | - | - | 17,478 | - | - | - | 19,761 | 176,147 | 25,164 | 2,283 | 2,264 | 17,478 | 22,900 |
| 11/10/2018 | 440 | 1,249 | 960 | 0 | - | - | 15,251 | - | - | - | 17,900 | | | 2,649 | | 15,251 | |
| 11/11/2018 | 440 | 1,249 | 590 | 0 | - | - | 15,251 | - | - | - | 17,530 | | | 2,279 | | 15,251 | |
| 11/12/2018 | 455 | 1,238 | 492 | 0 | - | - | 16,956 | - | - | - | 19,141 | | | 2,185 | | 16,956 | |
| 11/13/2018 | 455 | 1,112 | 467 | 0 | - | - | 14,943 | - | - | - | 16,977 | | | 2,034 | | 14,943 | |
| 11/14/2018 | 459 | 1,190 | 483 | 0 | - | - | 22,219 | - | - | - | 24,351 | | | 2,132 | | 22,219 | |
| 11/15/2018 | 447 | 1,060 | 470 | 0 | - | - | 20,308 | - | - | - | 22,285 | | | 1,977 | | 20,308 | |
| 11/16/2018 | 98 | 236 | 101 | 0 | - | - | 22,362 | - | - | - | 22,797 | 140,981 | 20,140 | 435 | 1,956 | 22,362 | 18,184 |
| 11/17/2018 | 385 | 851 | 506 | 0 | - | - | 20,522 | - | - | - | 22,264 | | | 1,742 | | 20,522 | |
| 11/18/2018 | 385 | 851 | 506 | 0 | - | - | 20,522 | - | - | - | 22,264 | | | 1,742 | | 20,522 | |
| 11/19/2018 | 133 | 185 | 141 | 0 | - | - | 18,068 | - | - | - | 18,527 | | | 459 | | 18,068 | |
| 11/20/2018 | 0 | 0 | 0 | 0 | - | - | 21,743 | - | - | - | 21,743 | | | 0 | | 21,743 | |
| 11/21/2018 | 489 | 670 | 545 | 0 | - | - | 19,854 | - | - | - | 21,558 | | | 1,704 | | 19,854 | |
| 11/22/2018 | 489 | 670 | 545 | 0 | - | - | 19,854 | - | - | - | 21,558 | | | 1,704 | | 19,854 | |
| 11/23/2018 | 531 | 664 | 552 | 0 | - | - | 20,447 | - | - | - | 22,194 | 150,108 | 21,444 | 1,747 | 1,300 | 20,447 | 20,144 |
| 11/24/2018 | 453 | 579 | 452 | 0 | - | - | 19,417 | - | - | - | 20,901 | | | 1,484 | | 19,417 | |
| 11/25/2018 | 453 | 579 | 452 | 0 | - | - | 19,417 | - | - | - | 20,901 | | | 1,484 | | 19,417 | |
| 11/26/2018 | 433 | 354 | 361 | 0 | - | - | 10,349 | - | - | - | 11,497 | | | 1,148 | | 10,349 | |
| 11/27/2018 | 477 | 483 | 0 | 0 | - | - | - | 6,435 | - | - | 7,395 | | | 960 | | 6,435 | |
| 11/28/2018 | 611 | 654 | 0 | 0 | - | - | - | 6,306 | - | - | 7,571 | | | 1,265 | | 6,306 | |
| 11/29/2018 | 576 | 561 | 467 | 345 | - | - | - | 6,431 | - | - | 8,380 | | | 1,949 | | 6,431 | |
| 11/30/2018 | 809 | 60 | 510 | 0 | - | - | - | 6,862 | - | - | 8,241 | 84,886 | 12,127 | 1,379 | 1,381 | 6,862 | 10,745 |
| 12/1/2018 | 679 | 0 | 509 | 0 | - | - | - | 6,653 | - | - | 7,841 | | | 1,188 | | 6,653 | |
| 12/2/2018 | 679 | 0 | 509 | 0 | - | - | - | 6,653 | - | - | 7,841 | | | 1,188 | | 6,653 | |
| 12/3/2018 | 594 | 0 | 503 | 0 | - | - | - | 6,196 | - | - | 7,293 | | | 1,097 | | 6,196 | |
| 12/4/2018 | 662 | 5 | 539 | 0 | - | - | - | 5,684 | - | - | 6,890 | | | 1,206 | | 5,684 | |
| 12/5/2018 | 574 | 0 | 443 | 0 | - | - | - | 4,696 | - | - | 5,713 | | | 1,017 | | 4,696 | |
| 12/6/2018 | 611 | 0 | 434 | 0 | - | - | - | - | 23,384 | - | 24,429 | | | 1,045 | | 23,384 | |
| 12/7/2018 | 520 | 1 | 406 | 4 | - | - | - | - | 23,384 | - | 24,315 | 84,322 | 12,046 | 931 | 1,096 | 23,384 | 10,950 |
| 12/8/2018 | 525 | 478 | 464 | 0 | - | - | - | - | 26,117 | - | 27,584 | | | 1,467 | | 26,117 | |

Appendix A - Pumping Data
Dewatering Wells and Pump Stations
Liquid Assessment Monitoring
Southeast County Landfill

| | Dewatering Wells | | | | Pump Stations | | | | | | | WEEKLY | | DWs | | PSs | |
|---|---|---|---|---|---|---|---|---|---|---|---|---|---|---|---|---|---|
| DATE | DW 1-1 (gal) | DW 1-2 (gal) | DW 2-1 (gal) | DW 2-2 (gal) | TPS-2 (gal) | PS-2 (CO 2-1) (gal) | Test Pump Location (CO 2-4) (gal) | Test Pump Location (CO 3-1) (gal) | Test Pump Location (CO 2-2) (gal) | TPS-2B (CO 2-2) (gal) | Total (gpd) | TOTAL (gal) | Daily Avg (gpd) | Total (gal) | Daily Avg (gpd) | Total (gal) | Daily Avg (gpd) |
| 12/9/2018 | 525 | 478 | 464 | 0 | - | - | - | - | 26,117 | - | 27,584 | | | 1,467 | | 26,117 | |
| 12/10/2018 | 537 | 448 | 412 | 0 | - | - | - | - | 18,555 | - | 19,952 | | | 1,397 | | 18,555 | |
| 12/11/2018 | 593 | 357 | 394 | 0 | - | - | - | - | 14,620 | - | 15,964 | | | 1,344 | | 14,620 | |
| 12/12/2018 | 623 | 344 | 433 | 0 | - | - | - | - | 12,920 | - | 14,320 | | | 1,400 | | 12,920 | |
| 12/13/2018 | 673 | 646 | 456 | 0 | - | - | - | - | 12,361 | - | 14,136 | | | 1,775 | | 12,361 | |
| 12/14/2018 | 710 | 630 | 459 | 0 | - | - | - | - | 10,063 | - | 11,862 | 131,402 | 18,772 | 1,799 | 1,521 | 10,063 | 17,250 |
| 12/15/2018 | 689 | 572 | 438 | 0 | - | - | - | - | 9,056 | - | 10,755 | | | 1,699 | | 9,056 | |
| 12/16/2018 | 729 | 623 | 442 | 0 | - | - | - | - | 6,987 | - | 8,781 | | | 1,794 | | 6,987 | |
| 12/17/2018 | 711 | 608 | 425 | 0 | - | - | - | 5,982 | - | - | 7,726 | | | 1,744 | | 5,982 | |
| 12/18/2018 | 794 | 678 | 462 | 0 | - | - | - | 3,318 | - | - | 5,252 | | | 1,934 | | 3,318 | |
| 12/19/2018 | 826 | 721 | 483 | 0 | - | - | - | 4,220 | - | - | 6,250 | | | 2,030 | | 4,220 | |
| 12/20/2018 | 824 | 751 | 614 | 0 | - | - | - | 4,944 | - | - | 7,133 | | | 2,189 | | 4,944 | |
| 12/21/2018 | 955 | 793 | 548 | 0 | - | - | - | 626 | - | - | 2,922 | 48,819 | 6,974 | 2,296 | 1,955 | 626 | 5,019 |
| 12/22/2018 | 927 | 826 | 466 | 0 | - | - | - | 2,905 | - | - | 5,124 | | | 2,219 | | 2,905 | |
| 12/23/2018 | 953 | 801 | 460 | 0 | - | - | - | 1,103 | - | - | 3,317 | | | 2,214 | | 1,103 | |
| 12/24/2018 | 1,009 | 824 | 478 | 0 | - | - | 9,071 | - | - | - | 11,382 | | | 2,311 | | 9,071 | |
| 12/25/2018 | 1,009 | 824 | 478 | 0 | - | - | 9,071 | - | - | - | 11,382 | | | 2,311 | | 9,071 | |
| 12/26/2018 | 1,039 | 878 | 479 | 0 | - | - | 12,833 | - | - | - | 15,229 | | | 2,396 | | 12,833 | |
| 12/27/2018 | 1,079 | 926 | 504 | 0 | - | - | 11,925 | - | - | - | 14,434 | | | 2,509 | | 11,925 | |
| 12/28/2018 | 1,103 | 935 | 502 | 0 | - | - | 10,412 | - | - | - | 12,952 | 73,820 | 10,546 | 2,540 | 2,357 | 10,412 | 8,189 |
| 12/29/2018 | 1,056 | 891 | 507 | 0 | - | - | 7,962 | - | - | - | 10,416 | | | 2,454 | | 7,962 | |
| 12/30/2018 | 1,030 | 875 | 498 | 0 | - | - | 9,738 | - | - | - | 12,141 | | | 2,403 | | 9,738 | |
| 12/31/2018 | 1,199 | 758 | 510 | 0 | - | - | 0 | - | - | - | 2,467 | | | 2,467 | | 0 | |
| 1/1/2019 | 2,397 | 1,515 | 1,020 | 0 | - | 0 | - | - | - | - | 4,932 | | | 4,932 | | 0 | |
| 1/2/2019 | 2,087 | 1,516 | 1,053 | 0 | - | 0 | - | - | - | - | 4,656 | | | 4,656 | | 0 | |
| 1/3/2019 | 2,596 | 1,510 | 1,070 | 0 | - | 0 | - | - | - | - | 5,176 | | | 5,176 | | 0 | |
| 1/4/2019 | 2,628 | 1,512 | 1,124 | 0 | - | 0 | - | - | - | - | 5,264 | 45,052 | 6,436 | 5,264 | 3,907 | 0 | 2,529 |
| 1/5/2019 | 2,587 | 733 | 1,019 | 0 | - | 0 | - | - | - | - | 4,339 | | | 4,339 | | 0 | |
| 1/6/2019 | 2,587 | 733 | 1,019 | 0 | - | 0 | - | - | - | - | 4,339 | | | 4,339 | | 0 | |
| 1/7/2019 | 2,629 | 1,301 | 1,000 | 0 | - | 0 | - | - | - | - | 4,930 | | | 4,930 | | 0 | |
| 1/8/2019 | 2,651 | 1,386 | 996 | 5 | - | 0 | - | - | - | - | 5,038 | | | 5,038 | | 0 | |
| 1/9/2019 | 2,638 | 1,424 | 1,005 | 5 | - | 0 | - | - | - | - | 5,072 | | | 5,072 | | 0 | |
| 1/10/2019 | 2,566 | 1,378 | 1,010 | 0 | - | 0 | - | - | - | - | 4,954 | | | 4,954 | | 0 | |
| 1/11/2019 | 2,663 | 1,462 | 984 | 17 | - | 0 | - | - | - | - | 5,126 | 33,798 | 4,828 | 5,126 | 4,828 | 0 | 0 |
| 1/12/2019 | 2,585 | 1,486 | 919 | 23 | - | 15,785 | - | - | - | - | 20,798 | | | 5,013 | | 15,785 | |
| 1/13/2019 | 2,585 | 1,486 | 919 | 23 | - | 15,785 | - | - | - | - | 20,798 | | | 5,013 | | 15,785 | |
| 1/14/2019 | 2,651 | 1,454 | 998 | 24 | - | 45,114 | - | - | - | - | 50,241 | | | 5,127 | | 45,114 | |
| 1/15/2019 | 2,657 | 1,382 | 960 | 26 | - | 37,628 | - | - | - | - | 42,653 | | | 5,025 | | 37,628 | |
| 1/16/2019 | 2,730 | 1,402 | 920 | 20 | - | 40,852 | - | - | - | - | 45,924 | | | 5,072 | | 40,852 | |
| 1/17/2019 | 2,831 | 1,463 | 910 | 43 | - | 38,270 | - | - | - | - | 43,517 | | | 5,247 | | 38,270 | |
| 1/18/2019 | 2,803 | 1,470 | 976 | 23 | - | 35,877 | - | - | - | - | 41,149 | 265,080 | 37,869 | 5,272 | 5,110 | 35,877 | 32,759 |
| 1/19/2019 | 2,966 | 1,461 | 1,064 | 0 | - | 36,927 | - | - | - | - | 42,418 | | | 5,491 | | 36,927 | |
| 1/20/2019 | 2,966 | 1,461 | 1,064 | 0 | - | 36,927 | - | - | - | - | 42,418 | | | 5,491 | | 36,927 | |
| 1/21/2019 | 2,939 | 1,368 | 919 | 0 | - | 32,976 | - | - | - | - | 38,202 | | | 5,226 | | 32,976 | |
| 1/22/2019 | 2,951 | 1,400 | 956 | 0 | - | 32,665 | - | - | - | - | 37,972 | | | 5,307 | | 32,665 | |
| 1/23/2019 | 2,796 | 1,581 | 983 | 43 | - | 34,739 | - | - | - | - | 40,142 | | | 5,403 | | 34,739 | |
| 1/24/2019 | 2,685 | 1,496 | 897 | 29 | - | 31,753 | - | - | - | - | 36,860 | | | 5,107 | | 31,753 | |
| 1/25/2019 | 2,863 | 1,486 | 839 | 12 | - | 31,397 | - | - | - | - | 36,597 | 274,609 | 39,230 | 5,200 | 5,318 | 31,397 | 33,912 |
| 1/26/2019 | 2,996 | 1,554 | 899 | 0 | - | 31,363 | - | - | - | - | 36,812 | | | 5,449 | | 31,363 | |
| 1/27/2019 | 2,996 | 1,554 | 899 | 12 | - | 31,363 | - | - | - | - | 36,824 | | | 5,461 | | 31,363 | |
| 1/28/2019 | 2,963 | 1,488 | 869 | 18 | - | 29,775 | - | - | - | - | 35,113 | | | 5,338 | | 29,775 | |
| 1/29/2019 | 2,928 | 1,582 | 959 | 29 | - | 29,570 | - | - | - | - | 35,068 | | | 5,498 | | 29,570 | |
| 1/30/2019 | 2,754 | 1,550 | 884 | 0 | - | 28,890 | - | - | - | - | 34,078 | | | 5,188 | | 28,890 | |
| 1/31/2019 | 2,969 | 1,643 | 929 | 0 | - | 27,913 | - | - | - | - | 33,454 | | | 5,541 | | 27,913 | |
| 2/1/2019 | 2,670 | 1,564 | 934 | 0 | - | 29,354 | - | - | - | - | 34,522 | 245,871 | 35,124 | 5,168 | 5,378 | 29,354 | 29,747 |
| 2/2/2019 | 2,132 | 1,549 | 975 | 0 | - | 29,420 | - | - | - | - | 34,076 | | | 4,656 | | 29,420 | |
| 2/3/2019 | 2,132 | 1,549 | 975 | 0 | - | 29,420 | - | - | - | - | 34,076 | | | 4,656 | | 29,420 | |
| 2/4/2019 | 0 | 1,621 | 1,015 | 0 | - | 28,577 | - | - | - | - | 31,213 | | | 2,636 | | 28,577 | |
| 2/5/2019 | 4 | 1,824 | 991 | 0 | - | 28,313 | - | - | - | - | 31,132 | | | 2,819 | | 28,313 | |
| 2/6/2019 | 0 | 1,862 | 989 | 0 | - | 28,429 | - | - | - | - | 31,280 | | | 2,851 | | 28,429 | |
| 2/7/2019 | 0 | 1,936 | 1,026 | 0 | - | 27,944 | - | - | - | - | 30,906 | | | 2,962 | | 27,944 | |
| 2/8/2019 | 1,778 | 563 | 915 | 3 | - | 24,320 | - | - | - | - | 27,579 | 220,262 | 31,466 | 3,259 | 3,406 | 24,320 | 28,060 |
| 2/9/2019 | 1,664 | 0 | 996 | 0 | - | 26,878 | - | - | - | - | 29,538 | | | 2,660 | | 26,878 | |
| 2/10/2019 | 1,664 | 0 | 996 | 0 | - | 26,878 | - | - | - | - | 29,538 | | | 2,660 | | 26,878 | |
| 2/11/2019 | 1,508 | 0 | 1,034 | 0 | - | 27,762 | - | - | - | - | 30,304 | | | 2,542 | | 27,762 | |
| 2/12/2019 | 1,583 | 0 | 1,049 | 0 | - | 28,243 | - | - | - | - | 30,875 | | | 2,632 | | 28,243 | |

Appendix A - Pumping Data
Dewatering Wells and Pump Stations
Liquid Assessment Monitoring
Southeast County Landfill

| | Dewatering Wells | | | | Pump Stations | | | | | | | WEEKLY | | DWs | | PSs | |
|---|---|---|---|---|---|---|---|---|---|---|---|---|---|---|---|---|---|
| DATE | DW 1-1 (gal) | DW 1-2 (gal) | DW 2-1 (gal) | DW 2-2 (gal) | TPS-2 (gal) | PS-2 (CO 2-1) (gal) | Test Pump Location (CO 2-4) (gal) | Test Pump Location (CO 3-1) (gal) | Test Pump Location (CO 2-2) (gal) | TPS-2B (CO 2-2) (gal) | Total (gpd) | TOTAL (gal) | Daily Avg (gpd) | Total (gal) | Daily Avg (gpd) | Total (gal) | Daily Avg (gpd) |
| 2/13/2019 | 1,292 | 0 | 1,036 | 0 | - | 27,572 | - | - | - | - | 29,900 | | | 2,328 | | 27,572 | |
| 2/14/2019 | 1,467 | 0 | 1,098 | 0 | - | 27,589 | - | - | - | - | 30,154 | | | 2,565 | | 27,589 | |
| 2/15/2019 | 1,420 | 0 | 1,046 | 0 | - | 27,705 | - | - | - | - | 30,171 | 210,480 | 30,069 | 2,466 | 2,550 | 27,705 | 27,518 |
| 2/16/2019 | 1,437 | 0 | 1,073 | 0 | - | 27,638 | - | - | - | - | 30,148 | | | 2,510 | | 27,638 | |
| 2/17/2019 | 1,437 | 0 | 1,073 | 0 | - | 27,638 | - | - | - | - | 30,148 | | | 2,510 | | 27,638 | |
| 2/18/2019 | 1,411 | 1 | 983 | 11 | - | 26,484 | - | - | - | - | 28,890 | | | 2,406 | | 26,484 | |
| 2/19/2019 | 1,471 | 0 | 791 | 58 | - | 26,419 | - | - | - | - | 28,739 | | | 2,320 | | 26,419 | |
| 2/20/2019 | 1,500 | 0 | 702 | 78 | - | 26,225 | - | - | - | - | 28,505 | | | 2,280 | | 26,225 | |
| 2/21/2019 | 1,528 | 0 | 1,071 | 0 | - | 25,890 | - | - | - | - | 28,489 | | | 2,599 | | 25,890 | |
| 2/22/2019 | 1,476 | 0 | 1,008 | 0 | - | 25,913 | - | - | - | - | 28,397 | 203,316 | 29,045 | 2,484 | 2,444 | 25,913 | 26,601 |
| 2/23/2019 | 1,493 | 0 | 1,001 | 0 | - | 26,153 | - | - | - | - | 28,647 | | | 2,494 | | 26,153 | |
| 2/24/2019 | 1,493 | 0 | 1,001 | 0 | - | 26,153 | - | - | - | - | 28,647 | | | 2,494 | | 26,153 | |
| 2/25/2019 | 1,467 | 0 | 998 | 0 | - | 25,082 | - | - | - | - | 27,547 | | | 2,465 | | 25,082 | |
| 2/26/2019 | 1,478 | 0 | 1,013 | 0 | - | 24,684 | - | - | - | - | 27,175 | | | 2,491 | | 24,684 | |
| 2/27/2019 | 1,524 | 0 | 1,059 | 0 | - | 15,650 | - | - | - | - | 18,233 | | | 2,583 | | 15,650 | |
| 2/28/2019 | 1,456 | 0 | 1,060 | 0 | - | 8,162 | - | - | - | - | 10,678 | | | 2,516 | | 8,162 | |
| 3/1/2019 | 1,507 | 0 | 948 | 0 | - | 5,738 | - | - | - | - | 8,193 | 149,120 | 21,303 | 2,455 | 2,500 | 5,738 | 18,803 |
| 3/2/2019 | 1,521 | 0 | 961 | 0 | - | 6,454 | - | - | - | - | 8,936 | | | 2,482 | | 6,454 | |
| 3/3/2019 | 1,521 | 0 | 961 | 0 | - | 6,454 | - | - | - | - | 8,936 | | | 2,482 | | 6,454 | |
| 3/4/2019 | 1,452 | 0 | 984 | 0 | - | 5,511 | - | - | - | - | 7,947 | | | 2,436 | | 5,511 | |
| 3/5/2019 | 1,407 | 0 | 1,016 | 0 | - | 4,442 | - | - | - | - | 6,865 | | | 2,423 | | 4,442 | |
| 3/6/2019 | 408 | 0 | 288 | 0 | - | 28,129 | - | - | - | - | 28,825 | | | 696 | | 28,129 | |
| 3/7/2019 | 1,360 | 3 | 1,005 | 0 | - | 27,042 | - | - | - | - | 29,410 | | | 2,368 | | 27,042 | |
| 3/8/2019 | 1,265 | 0 | 988 | 0 | - | 26,474 | - | - | - | - | 28,727 | 119,646 | 17,092 | 2,253 | 2,163 | 26,474 | 14,929 |
| 3/9/2019 | 1,236 | 0 | 959 | 0 | - | 26,804 | - | - | - | - | 28,999 | | | 2,195 | | 26,804 | |
| 3/10/2019 | 1,236 | 0 | 959 | 0 | - | 26,804 | - | - | - | - | 28,999 | | | 2,195 | | 26,804 | |
| 3/11/2019 | 1,326 | 0 | 971 | 0 | - | 25,283 | - | - | - | - | 27,580 | | | 2,297 | | 25,283 | |
| 3/12/2019 | 1,374 | 0 | 1,205 | 0 | - | 25,984 | - | - | - | - | 28,563 | | | 2,579 | | 25,984 | |
| 3/13/2019 | 1,493 | 0 | 723 | 0 | - | 25,536 | - | - | - | - | 27,752 | | | 2,216 | | 25,536 | |
| 3/14/2019 | 1,505 | 0 | 927 | 0 | - | 25,060 | - | - | - | - | 27,492 | | | 2,432 | | 25,060 | |
| 3/15/2019 | 1,545 | 103 | 944 | 0 | - | 26,483 | - | - | - | - | 29,075 | 198,460 | 28,351 | 2,592 | 2,358 | 26,483 | 25,993 |
| 3/16/2019 | 1,508 | 399 | 931 | 0 | - | 24,297 | - | - | - | - | 27,135 | | | 2,838 | | 24,297 | |
| 3/17/2019 | 1,508 | 399 | 931 | 0 | - | 24,297 | - | - | - | - | 27,135 | | | 2,838 | | 24,297 | |
| 3/18/2019 | 1,536 | 450 | 921 | 0 | - | 24,870 | - | - | - | - | 27,777 | | | 2,907 | | 24,870 | |
| 3/19/2019 | 1,501 | 469 | 905 | 0 | - | 24,260 | - | - | - | - | 27,135 | | | 2,875 | | 24,260 | |
| 3/20/2019 | 1,506 | 378 | 924 | 0 | - | 24,447 | - | - | - | - | 27,255 | | | 2,808 | | 24,447 | |
| 3/21/2019 | 1,581 | 317 | 938 | 0 | - | 25,222 | - | - | - | - | 28,058 | | | 2,836 | | 25,222 | |
| 3/22/2019 | 1,488 | 298 | 871 | 0 | - | 22,789 | - | - | - | - | 25,446 | 189,941 | 27,134 | 2,657 | 2,823 | 22,789 | 24,312 |
| 3/23/2019 | 1,483 | 577 | 836 | 0 | - | 23,027 | - | - | - | - | 25,923 | | | 2,896 | | 23,027 | |
| 3/24/2019 | 1,483 | 577 | 836 | 0 | - | 23,027 | - | - | - | - | 25,923 | | | 2,896 | | 23,027 | |
| 3/25/2019 | 238 | 103 | 128 | 0 | - | 17,279 | - | - | - | - | 17,748 | | | 469 | | 17,279 | |
| 3/26/2019 | 28 | 4 | 15 | 0 | - | 9,046 | - | - | - | - | 9,093 | | | 47 | | 9,046 | |
| 3/27/2019 | 1,541 | 561 | 763 | 3 | - | 7,740 | - | - | - | - | 10,608 | | | 2,868 | | 7,740 | |
| 3/28/2019 | 1,199 | 665 | 715 | 31 | - | 6,352 | - | - | - | - | 8,962 | | | 2,610 | | 6,352 | |
| 3/29/2019 | 1,216 | 701 | 692 | 54 | - | 6,276 | - | - | - | - | 8,939 | 107,196 | 15,314 | 2,663 | 2,064 | 6,276 | 13,250 |
| 3/30/2019 | 1,110 | 689 | 626 | 55 | - | 1,737 | - | - | - | - | 4,217 | | | 2,480 | | 1,737 | |
| 3/31/2019 | 1,172 | 755 | 671 | 62 | - | 791 | - | - | - | - | 3,451 | | | 2,660 | | 791 | |
| 4/1/2019 | 1,089 | 441 | 564 | 59 | - | 3,959 | - | - | - | - | 6,112 | | | 2,153 | | 3,959 | |
| 4/2/2019 | 1,213 | 522 | 645 | 55 | - | 22,148 | - | - | - | - | 24,583 | | | 2,435 | | 22,148 | |
| 4/3/2019 | 1,137 | 622 | 643 | 51 | - | 22,377 | - | - | - | - | 24,830 | | | 2,453 | | 22,377 | |
| 4/4/2019 | 462 | 248 | 256 | 31 | - | 5,261 | - | - | - | - | 6,258 | | | 997 | | 5,261 | |
| 4/5/2019 | 1,267 | 334 | 573 | 68 | - | 5,230 | - | - | - | - | 7,472 | 76,923 | 10,989 | 2,242 | 2,203 | 5,230 | 8,786 |
| 4/6/2019 | 1,196 | 532 | 642 | 67 | - | 8,186 | - | - | - | - | 10,623 | | | 2,437 | | 8,186 | |
| 4/7/2019 | 1,196 | 532 | 642 | 67 | - | 8,186 | - | - | - | - | 10,623 | | | 2,437 | | 8,186 | |
| 4/8/2019 | 1,238 | 576 | 632 | 63 | - | 5,462 | - | - | - | - | 7,971 | | | 2,509 | | 5,462 | |
| 4/9/2019 | 1,310 | 654 | 641 | 77 | - | 5,597 | - | - | - | - | 8,279 | | | 2,682 | | 5,597 | |
| 4/10/2019 | 1,310 | 644 | 627 | 79 | - | 5,442 | - | - | - | - | 8,102 | | | 2,660 | | 5,442 | |
| 4/11/2019 | 1,305 | 718 | 642 | 101 | - | 4,956 | - | - | - | - | 7,722 | | | 2,766 | | 4,956 | |
| 4/12/2019 | 1,270 | 664 | 640 | 124 | - | 4,635 | - | - | - | - | 7,333 | 60,653 | 8,665 | 2,698 | 2,598 | 4,635 | 6,066 |
| 4/13/2019 | 1,459 | 803 | 747 | 116 | - | 4,825 | - | - | - | - | 7,950 | | | 3,125 | | 4,825 | |
| 4/14/2019 | 1,112 | 631 | 566 | 66 | - | 4,513 | - | - | - | - | 6,888 | | | 2,375 | | 4,513 | |
| 4/15/2019 | 1,262 | 695 | 643 | 67 | - | 4,067 | - | - | - | - | 6,734 | | | 2,667 | | 4,067 | |
| 4/16/2019 | 1,244 | 750 | 658 | 80 | - | 6,287 | - | - | - | - | 9,019 | | | 2,732 | | 6,287 | |
| 4/17/2019 | 286 | 120 | 114 | 25 | - | 5,435 | - | - | - | - | 5,980 | | | 545 | | 5,435 | |
| 4/18/2019 | 1,531 | 743 | 685 | 135 | - | 5,833 | - | - | - | - | 8,927 | | | 3,094 | | 5,833 | |
| 4/19/2019 | 659 | 257 | 390 | 32 | - | 5,560 | - | - | - | - | 6,898 | 52,396 | 7,485 | 1,338 | 2,268 | 5,560 | 5,217 |

Appendix A - Pumping Data
Dewatering Wells and Pump Stations
Liquid Assessment Monitoring
Southeast County Landfill

| | Dewatering Wells | | | | Pump Stations | | | | | | | WEEKLY | | DWs | | PSs | |
|---|---|---|---|---|---|---|---|---|---|---|---|---|---|---|---|---|---|
| DATE | DW 1-1 (gal) | DW 1-2 (gal) | DW 2-1 (gal) | DW 2-2 (gal) | TPS-2 (gal) | PS-2 (CO 2-1) (gal) | Test Pump Location (CO 2-4) (gal) | Test Pump Location (CO 3-1) (gal) | Test Pump Location (CO 2-2) (gal) | TPS-2B (CO 2-2) (gal) | Total (gpd) | TOTAL (gal) | Daily Avg (gpd) | Total (gal) | Daily Avg (gpd) | Total (gal) | Daily Avg (gpd) |
| 4/20/2019 | 0 | 0 | 0 | 0 | - | 4,885 | - | - | - | - | 4,885 | | | 0 | | 4,885 | |
| 4/21/2019 | 0 | 0 | 0 | 0 | - | 4,885 | - | - | - | - | 4,885 | | | 0 | | 4,885 | |
| 4/22/2019 | 1,494 | 500 | 776 | 4 | - | 4,395 | - | - | - | - | 7,169 | | | 2,774 | | 4,395 | |
| 4/23/2019 | 1,345 | 361 | 818 | 0 | - | 4,354 | - | - | - | - | 6,878 | | | 2,524 | | 4,354 | |
| 4/24/2019 | 1,325 | 2 | 821 | 0 | - | 4,429 | - | - | - | - | 6,577 | | | 2,148 | | 4,429 | |
| 4/25/2019 | 1,330 | 0 | 838 | 0 | - | 4,605 | - | - | - | - | 6,773 | | | 2,168 | | 4,605 | |
| 4/26/2019 | 1,263 | 487 | 829 | 0 | - | 4,586 | - | - | - | - | 7,165 | 44,332 | 6,333 | 2,579 | 1,742 | 4,586 | 4,591 |
| 4/27/2019 | 1,286 | 5 | 794 | 0 | - | 4,205 | - | - | - | - | 6,290 | | | 2,085 | | 4,205 | |
| 4/28/2019 | 1,286 | 5 | 794 | 0 | - | 4,205 | - | - | - | - | 6,290 | | | 2,085 | | 4,205 | |
| 4/29/2019 | 1,251 | 10 | 772 | 0 | - | 3,926 | - | - | - | - | 5,959 | | | 2,033 | | 3,926 | |
| 4/30/2019 | 1,256 | 1 | 766 | 0 | - | 3,837 | - | - | - | - | 5,860 | | | 2,023 | | 3,837 | |
| 5/1/2019 | 1,268 | 1 | 790 | 0 | - | 3,963 | - | - | - | - | 6,022 | | | 2,059 | | 3,963 | |
| 5/2/2019 | 1,319 | 0 | 213 | 2 | - | 4,169 | - | - | - | - | 5,703 | | | 1,534 | | 4,169 | |
| 5/3/2019 | 1,260 | 0 | 823 | 0 | - | 4,379 | - | - | - | - | 6,462 | 42,586 | 6,084 | 2,083 | 1,986 | 4,379 | 4,098 |
| 5/4/2019 | 1,292 | 0 | 767 | 12 | - | 4,345 | - | - | - | - | 6,416 | | | 2,071 | | 4,345 | |
| 5/5/2019 | 1,292 | 0 | 767 | 12 | - | 4,345 | - | - | - | - | 6,416 | | | 2,071 | | 4,345 | |
| 5/6/2019 | 1,268 | 0 | 802 | 0 | - | 4,031 | - | - | - | - | 6,101 | | | 2,070 | | 4,031 | |
| 5/7/2019 | 1,303 | 0 | 740 | 3 | - | 3,919 | - | - | - | - | 5,965 | | | 2,046 | | 3,919 | |
| 5/8/2019 | 1,302 | 17 | 672 | 36 | - | 3,682 | - | - | - | - | 5,709 | | | 2,027 | | 3,682 | |
| 5/9/2019 | 1,329 | 0 | 691 | 33 | - | 3,168 | - | - | - | - | 5,221 | | | 2,053 | | 3,168 | |
| 5/10/2019 | 1,276 | 1 | 665 | 37 | - | 2,533 | - | - | - | - | 4,512 | 40,340 | 5,763 | 1,979 | 2,045 | 2,533 | 3,718 |
| 5/11/2019 | 1,369 | 0 | 673 | 95 | - | 2,741 | - | - | - | - | 4,878 | | | 2,137 | | 2,741 | |
| 5/12/2019 | 1,369 | 0 | 673 | 95 | - | 2,741 | - | - | - | - | 4,878 | | | 2,137 | | 2,741 | |
| 5/13/2019 | 1,410 | 0 | 645 | 77 | - | 2,795 | - | - | - | - | 4,927 | | | 2,132 | | 2,795 | |
| 5/14/2019 | 1,405 | 0 | 587 | 72 | - | 4,061 | - | - | - | - | 6,125 | | | 2,064 | | 4,061 | |
| 5/15/2019 | 1,335 | 0 | 554 | 56 | - | 4,733 | - | - | - | - | 6,678 | | | 1,945 | | 4,733 | |
| 5/16/2019 | 1,363 | 0 | 576 | 64 | - | 5,885 | - | - | - | - | 7,888 | | | 2,003 | | 5,885 | |
| 5/17/2019 | 1,364 | 0 | 552 | 66 | - | 6,306 | - | - | - | - | 8,288 | 43,662 | 6,237 | 1,982 | 2,057 | 6,306 | 4,180 |
| 5/18/2019 | 1,485 | 0 | 572 | 61 | - | 7,544 | - | - | - | - | 9,662 | | | 2,118 | | 7,544 | |
| 5/19/2019 | 1,485 | 0 | 572 | 61 | - | 7,544 | - | - | - | - | 9,662 | | | 2,118 | | 7,544 | |
| 5/20/2019 | 1,498 | 0 | 561 | 48 | - | 7,322 | - | - | - | - | 9,429 | | | 2,107 | | 7,322 | |
| 5/21/2019 | 1,565 | 0 | 589 | 85 | - | 7,241 | - | - | - | - | 9,480 | | | 2,239 | | 7,241 | |
| 5/22/2019 | 1,544 | 0 | 587 | 56 | - | 5,854 | - | - | - | - | 8,041 | | | 2,187 | | 5,854 | |
| 5/23/2019 | 458 | 8 | 151 | 22 | - | 5,827 | - | - | - | - | 6,466 | | | 639 | | 5,827 | |
| 5/24/2019 | 1,696 | 16 | 617 | 79 | - | 6,035 | - | - | - | - | 8,443 | 61,183 | 8,740 | 2,408 | 1,974 | 6,035 | 6,767 |
| 5/25/2019 | 1,552 | 0 | 612 | 58 | - | 6,025 | - | - | - | - | 8,247 | | | 2,222 | | 6,025 | |
| 5/26/2019 | 1,552 | 0 | 612 | 0 | - | 6,025 | - | - | - | - | 8,189 | | | 2,164 | | 6,025 | |
| 5/27/2019 | 1,552 | 0 | 612 | 58 | - | 6,025 | - | - | - | - | 8,247 | | | 2,222 | | 6,025 | |
| 5/28/2019 | 1,614 | 1 | 617 | 63 | - | 32,674 | - | - | - | - | 34,969 | | | 2,295 | | 32,674 | |
| 5/29/2019 | 1,509 | 0 | 614 | 51 | - | 23,592 | - | - | - | - | 25,766 | | | 2,174 | | 23,592 | |
| 5/30/2019 | 1,525 | 0 | 594 | 57 | - | 21,426 | - | - | - | - | 23,602 | | | 2,176 | | 21,426 | |
| 5/31/2019 | 1,574 | 0 | 617 | 66 | - | 19,887 | - | - | - | - | 22,144 | 131,164 | 18,738 | 2,257 | 2,216 | 19,887 | 16,522 |
| 6/1/2019 | 1,665 | 0 | 615 | 60 | - | 18,473 | - | - | - | - | 20,814 | | | 2,340 | | 18,473 | |
| 6/2/2019 | 1,665 | 0 | 615 | 60 | - | 18,473 | - | - | - | - | 20,814 | | | 2,340 | | 18,473 | |
| 6/3/2019 | 1,661 | 0 | 602 | 73 | - | 16,858 | - | - | - | - | 19,193 | | | 2,336 | | 16,858 | |
| 6/4/2019 | 1,612 | 0 | 605 | 69 | - | 16,275 | - | - | - | - | 18,561 | | | 2,286 | | 16,275 | |
| 6/5/2019 | 1,720 | 0 | 609 | 60 | - | 16,096 | - | - | - | - | 18,484 | | | 2,389 | | 16,096 | |
| 6/6/2019 | 1,704 | 55 | 594 | 66 | - | 16,181 | - | - | - | - | 18,599 | | | 2,419 | | 16,181 | |
| 6/7/2019 | 1,813 | 377 | 601 | 49 | - | 16,111 | - | - | - | - | 18,956 | 135,421 | 19,346 | 2,840 | 2,421 | 16,111 | 16,924 |
| 6/8/2019 | 1,812 | 599 | 623 | 59 | - | 16,345 | - | - | - | - | 19,438 | | | 3,093 | | 16,345 | |
| 6/9/2019 | 1,812 | 599 | 623 | 59 | - | 16,345 | - | - | - | - | 19,438 | | | 3,093 | | 16,345 | |
| 6/10/2019 | 1,740 | 645 | 598 | 51 | - | 19,821 | - | - | - | - | 22,855 | | | 3,034 | | 19,821 | |
| 6/11/2019 | 1,714 | 698 | 591 | 73 | - | 19,061 | - | - | - | - | 22,137 | | | 3,076 | | 19,061 | |
| 6/12/2019 | 1,748 | 822 | 609 | 64 | - | 18,290 | - | - | - | - | 21,533 | | | 3,243 | | 18,290 | |
| 6/13/2019 | 1,814 | 2 | 603 | 50 | - | 6,052 | - | - | - | - | 8,520 | | | 2,469 | | 6,052 | |
| 6/14/2019 | 1,778 | 4 | 564 | 59 | - | 15,899 | - | - | - | - | 18,304 | 132,225 | 18,889 | 2,405 | 2,916 | 15,899 | 15,973 |
| 6/15/2019 | 2,012 | 4 | 617 | 62 | - | 17,161 | - | - | - | - | 19,855 | | | 2,695 | | 17,161 | |
| 6/16/2019 | 2,012 | 4 | 617 | 62 | - | 17,161 | - | - | - | - | 19,855 | | | 2,695 | | 17,161 | |
| 6/17/2019 | 1,914 | 2 | 620 | 52 | - | 14,162 | - | - | - | - | 16,749 | | | 2,588 | | 14,162 | |
| 6/18/2019 | 2,001 | 1 | 602 | 60 | - | 11,928 | - | - | - | - | 14,591 | | | 2,664 | | 11,928 | |
| 6/19/2019 | 1,873 | 2 | 607 | 51 | - | 13,164 | - | - | - | - | 15,697 | | | 2,533 | | 13,164 | |
| 6/20/2019 | 2,015 | 0 | 585 | 61 | - | 11,241 | - | - | - | - | 13,902 | | | 2,661 | | 11,241 | |
| 6/21/2019 | 1,991 | 0 | 591 | 57 | - | 11,359 | - | - | - | - | 13,998 | 114,647 | 16,378 | 2,639 | 2,639 | 11,359 | 13,739 |
| 6/22/2019 | 1,891 | 0 | 572 | 56 | - | 12,816 | - | - | - | - | 15,335 | | | 2,519 | | 12,816 | |
| 6/23/2019 | 1,891 | 0 | 572 | 56 | - | 12,816 | - | - | - | - | 15,335 | | | 2,519 | | 12,816 | |
| 6/24/2019 | 1,970 | 0 | 580 | 56 | - | 12,983 | - | - | - | - | 15,589 | | | 2,606 | | 12,983 | |

Appendix A - Pumping Data
Dewatering Wells and Pump Stations
Liquid Assessment Monitoring
Southeast County Landfill

| | Dewatering Wells | | | | Pump Stations | | | | | | | WEEKLY | | DWs | | PSs | |
|---|---|---|---|---|---|---|---|---|---|---|---|---|---|---|---|---|---|
| DATE | DW 1-1 (gal) | DW 1-2 (gal) | DW 2-1 (gal) | DW 2-2 (gal) | TPS-2 (gal) | PS-2 (CO 2-1) (gal) | Test Pump Location (CO 2-4) (gal) | Test Pump Location (CO 3-1) (gal) | Test Pump Location (CO 2-2) (gal) | TPS-2B (CO 2-2) (gal) | Total (gpd) | TOTAL (gal) | Daily Avg (gpd) | Total (gal) | Daily Avg (gpd) | Total (gal) | Daily Avg (gpd) |
| 6/25/2019 | 608 | 2 | 270 | 19 | - | 14,740 | - | - | - | - | 15,639 | | | 899 | | 14,740 | |
| 6/26/2019 | 1,624 | 17 | 460 | 15 | - | 12,876 | - | - | - | - | 14,991 | | | 2,116 | | 12,876 | |
| 6/27/2019 | 1,910 | 0 | 635 | 28 | - | 12,501 | - | - | - | - | 15,074 | | | 2,573 | | 12,501 | |
| 6/28/2019 | 1,692 | 0 | 637 | 58 | - | 12,456 | - | - | - | - | 14,843 | 106,806 | 15,258 | 2,387 | 2,231 | 12,456 | 13,027 |
| 6/29/2019 | 1,776 | 0 | 607 | 36 | - | 12,336 | - | - | - | - | 14,755 | | | 2,419 | | 12,336 | |
| 6/30/2019 | 1,979 | 0 | 623 | 43 | - | 11,972 | - | - | - | - | 14,617 | | | 2,645 | | 11,972 | |
| 7/1/2019 | 2,148 | 0 | 613 | 39 | - | 13,756 | - | - | - | - | 16,556 | | | 2,800 | | 13,756 | |
| 7/2/2019 | 1,779 | 278 | 598 | 45 | - | 15,022 | - | - | - | - | 17,722 | | | 2,700 | | 15,022 | |
| 7/3/2019 | 1,734 | 697 | 618 | 44 | - | 13,473 | - | - | - | - | 16,566 | | | 3,093 | | 13,473 | |
| 7/4/2019 | 1,734 | 697 | 618 | 44 | - | 13,473 | - | - | - | - | 16,566 | | | 3,093 | | 13,473 | |
| 7/5/2019 | 1,692 | 749 | 615 | 64 | - | 4,289 | - | - | - | - | 7,409 | 104,191 | 14,884 | 3,120 | 2,839 | 4,289 | 12,046 |
| 7/6/2019 | 1,612 | 856 | 595 | 40 | - | 14,185 | - | - | - | - | 17,288 | | | 3,103 | | 14,185 | |
| 7/7/2019 | 1,612 | 856 | 595 | 40 | - | 14,185 | - | - | - | - | 17,288 | | | 3,103 | | 14,185 | |
| 7/8/2019 | 1,531 | 964 | 613 | 84 | - | 13,429 | - | - | - | - | 16,621 | | | 3,192 | | 13,429 | |
| 7/9/2019 | 1,442 | 842 | 657 | 31 | - | 17,925 | - | - | - | - | 20,897 | | | 2,972 | | 17,925 | |
| 7/10/2019 | 1,433 | 871 | 679 | 23 | - | 15,048 | - | - | - | - | 18,054 | | | 3,006 | | 15,048 | |
| 7/11/2019 | 1,842 | 845 | 639 | 13 | - | 472 | - | - | - | - | 3,811 | | | 3,339 | | 472 | |
| 7/12/2019 | 1,805 | 843 | 616 | 21 | - | 15,212 | - | - | - | - | 18,497 | 112,456 | 16,065 | 3,285 | 3,143 | 15,212 | 12,922 |
| 7/13/2019 | 1,675 | 1,095 | 630 | 11 | - | 15,324 | - | - | - | - | 18,735 | | | 3,411 | | 15,324 | |
| 7/14/2019 | 1,675 | 1,095 | 630 | 11 | - | 15,324 | - | - | - | - | 18,735 | | | 3,411 | | 15,324 | |
| 7/15/2019 | 1,492 | 1,184 | 635 | 2 | - | 15,201 | - | - | - | - | 18,514 | | | 3,313 | | 15,201 | |
| 7/16/2019 | 1,392 | 1,164 | 654 | 0 | - | 15,316 | - | - | - | - | 18,526 | | | 3,210 | | 15,316 | |
| 7/17/2019 | 1,326 | 1,221 | 658 | 1 | - | 14,167 | - | - | - | - | 17,373 | | | 3,206 | | 14,167 | |
| 7/18/2019 | 1,365 | 1,264 | 672 | 2 | - | 5,645 | - | - | - | - | 8,948 | | | 3,303 | | 5,645 | |
| 7/19/2019 | 1,371 | 1,253 | 650 | 1 | - | 12,200 | - | - | - | - | 15,475 | 116,306 | 16,615 | 3,275 | 3,304 | 12,200 | 13,311 |
| 7/20/2019 | 1,368 | 1,240 | 656 | 0 | - | 17,312 | - | - | - | - | 20,576 | | | 3,264 | | 17,312 | |
| 7/21/2019 | 1,368 | 1,240 | 656 | 0 | - | 17,312 | - | - | - | - | 20,576 | | | 3,264 | | 17,312 | |
| 7/22/2019 | 2,852 | 921 | 639 | 31 | - | 20,186 | - | - | - | - | 24,629 | | | 4,443 | | 20,186 | |
| 7/23/2019 | 3,012 | 497 | 658 | 72 | - | 6,632 | - | - | - | - | 10,871 | | | 4,239 | | 6,632 | |
| 7/24/2019 | 2,922 | 681 | 661 | 33 | - | 12,816 | - | - | - | - | 17,113 | | | 4,297 | | 12,816 | |
| 7/25/2019 | 3,564 | 687 | 679 | 146 | - | 13,283 | - | - | - | - | 18,359 | | | 5,076 | | 13,283 | |
| 7/26/2019 | 1,247 | 251 | 294 | 0 | - | 14,286 | - | - | - | - | 16,078 | 128,202 | 18,315 | 1,792 | 3,768 | 14,286 | 14,547 |
| 7/27/2019 | 0 | 0 | 0 | 0 | - | 13,781 | - | - | - | - | 13,781 | | | 0 | | 13,781 | |
| 7/28/2019 | 0 | 0 | 0 | 0 | - | 0 | - | - | - | - | 0 | | | 0 | | 0 | |
| 7/29/2019 | 1,527 | 391 | 865 | 9 | - | 18,526 | - | - | - | - | 21,318 | | | 2,792 | | 18,526 | |
| 7/30/2019 | 1,822 | 228 | 1,099 | 0 | - | 14,841 | - | - | - | - | 17,990 | | | 3,149 | | 14,841 | |
| 7/31/2019 | 1,538 | 929 | 1,038 | 0 | - | 17,155 | - | - | - | - | 20,660 | | | 3,505 | | 17,155 | |
| 8/1/2019 | 1,524 | 897 | 1,011 | 0 | - | 12,302 | - | - | - | - | 15,734 | | | 3,432 | | 12,302 | |
| 8/2/2019 | 1,608 | 898 | 1,060 | 0 | - | 13,181 | - | - | - | - | 16,747 | 106,230 | 15,176 | 3,566 | 2,349 | 13,181 | 12,827 |
| 8/3/2019 | 1,600 | 921 | 982 | 0 | - | 30,215 | - | - | - | - | 33,718 | | | 3,503 | | 30,215 | |
| 8/4/2019 | 1,600 | 921 | 982 | 0 | - | 30,215 | - | - | - | - | 33,718 | | | 3,503 | | 30,215 | |
| 8/5/2019 | 1,506 | 898 | 873 | 0 | - | 27,129 | - | - | - | - | 30,406 | | | 3,277 | | 27,129 | |
| 8/6/2019 | 1,611 | 864 | 863 | 0 | - | 25,019 | - | - | - | - | 28,357 | | | 3,338 | | 25,019 | |
| 8/7/2019 | 1,748 | 842 | 1,009 | 0 | - | 27,182 | - | - | - | - | 30,781 | | | 3,599 | | 27,182 | |
| 8/8/2019 | 1,875 | 696 | 1,012 | 0 | - | 27,816 | - | - | - | - | 31,399 | | | 3,583 | | 27,816 | |
| 8/9/2019 | 1,535 | 715 | 973 | 0 | - | 11,035 | - | - | - | - | 14,258 | 202,637 | 28,948 | 3,223 | 3,432 | 11,035 | 25,516 |
| 8/10/2019 | 1,614 | 931 | 1,146 | 0 | - | 24,427 | - | - | - | - | 28,118 | | | 3,691 | | 24,427 | |
| 8/11/2019 | 1,614 | 931 | 1,146 | 1 | - | 24,427 | - | - | - | - | 28,119 | | | 3,692 | | 24,427 | |
| 8/12/2019 | 1,647 | 565 | 927 | 0 | - | 24,446 | - | - | - | - | 27,585 | | | 3,139 | | 24,446 | |
| 8/13/2019 | 2,187 | 228 | 919 | 19 | - | 24,694 | - | - | - | - | 28,047 | | | 3,353 | | 24,694 | |
| 8/14/2019 | 2,277 | 0 | 949 | 4 | - | 25,917 | - | - | - | - | 29,147 | | | 3,230 | | 25,917 | |
| 8/15/2019 | 2,519 | 0 | 925 | 32 | - | 26,076 | - | - | - | - | 29,552 | | | 3,476 | | 26,076 | |
| 8/16/2019 | 471 | 17 | 188 | 7 | - | 5,202 | - | - | - | - | 5,885 | 176,453 | 25,208 | 683 | 3,038 | 5,202 | 22,170 |
| 8/17/2019 | 3 | 0 | 19 | 2 | - | 20,455 | - | - | - | - | 20,479 | | | 24 | | 20,455 | |
| 8/18/2019 | 3 | 0 | 199 | 2 | - | 20,455 | - | - | - | - | 20,659 | | | 204 | | 20,455 | |
| 8/19/2019 | 1,157 | 1,142 | 839 | 0 | - | 22,050 | - | - | - | - | 25,188 | | | 3,138 | | 22,050 | |
| 8/20/2019 | 991 | 1,328 | 769 | 3 | - | 24,001 | - | - | - | - | 27,092 | | | 3,091 | | 24,001 | |
| 8/21/2019 | 928 | 1,250 | 691 | 0 | - | 16,959 | - | - | - | - | 19,828 | | | 2,869 | | 16,959 | |
| 8/22/2019 | 953 | 1,220 | 779 | 0 | - | 25,993 | - | - | - | - | 28,945 | | | 2,952 | | 25,993 | |
| 8/23/2019 | 834 | 1,264 | 755 | 0 | - | 28,482 | - | - | - | - | 31,335 | 173,526 | 24,789 | 2,853 | 2,162 | 28,482 | 22,628 |
| 8/24/2019 | 228 | 1,270 | 708 | 0 | - | 23,975 | - | - | - | - | 26,181 | | | 2,206 | | 23,975 | |
| 8/25/2019 | 228 | 1,270 | 708 | 0 | - | 23,975 | - | - | - | - | 26,181 | | | 2,206 | | 23,975 | |
| 8/26/2019 | 0 | 1,430 | 726 | 0 | - | 26,443 | - | - | - | - | 28,599 | | | 2,156 | | 26,443 | |
| 8/27/2019 | 0 | 1,254 | 688 | 0 | - | 27,066 | - | - | - | - | 29,008 | | | 1,942 | | 27,066 | |
| 8/28/2019 | 0 | 1,289 | 728 | 0 | - | 25,315 | - | - | - | - | 27,332 | | | 2,017 | | 25,315 | |
| 8/29/2019 | 0 | 1,405 | 736 | 0 | - | 26,048 | - | - | - | - | 28,189 | | | 2,141 | | 26,048 | |

Appendix A - Pumping Data
Dewatering Wells and Pump Stations
Liquid Assessment Monitoring
Southeast County Landfill

| | Dewatering Wells | | | | Pump Stations | | | | | | | WEEKLY | | DWs | | PSs | |
|---|---|---|---|---|---|---|---|---|---|---|---|---|---|---|---|---|---|
| DATE | DW 1-1 (gal) | DW 1-2 (gal) | DW 2-1 (gal) | DW 2-2 (gal) | TPS-2 (gal) | PS-2 (CO 2-1) (gal) | Test Pump Location (CO 2-4) (gal) | Test Pump Location (CO 3-1) (gal) | Test Pump Location (CO 2-2) (gal) | TPS-2B (CO 2-2) (gal) | Total (gpd) | TOTAL (gal) | Daily Avg (gpd) | Total (gal) | Daily Avg (gpd) | Total (gal) | Daily Avg (gpd) |
| 8/30/2019 | 0 | 1,257 | 216 | 20 | - | 24,718 | - | - | - | - | 26,211 | 191,701 | 27,386 | 1,493 | 2,023 | 24,718 | 25,363 |
| 8/31/2019 | 0 | 1,297 | 0 | 12 | - | 23,625 | - | - | - | - | 24,934 | | | 1,309 | | 23,625 | |
| 9/1/2019 | 0 | 1,297 | 0 | 12 | - | 0 | - | - | - | - | 1,309 | | | 1,309 | | 0 | |
| 9/2/2019 | 0 | 1,297 | 0 | 12 | - | 0 | - | - | - | - | 1,309 | | | 1,309 | | 0 | |
| 9/3/2019 | 0 | 1,187 | 0 | 5 | - | 55,905 | - | - | - | - | 57,097 | | | 1,192 | | 55,905 | |
| 9/4/2019 | 0 | 1,288 | 0 | 10 | - | 25,945 | - | - | - | - | 27,243 | | | 1,298 | | 25,945 | |
| 9/5/2019 | 0 | 1,355 | 874 | 2 | - | 31,667 | - | - | - | - | 33,898 | | | 2,231 | | 31,667 | |
| 9/6/2019 | 0 | 1,354 | 938 | 0 | - | 22,800 | - | - | - | - | 25,092 | 170,882 | 24,412 | 2,292 | 1,563 | 22,800 | 22,849 |
| 9/7/2019 | 0 | 1,432 | 1,010 | 0 | - | 13,007 | - | - | - | - | 15,449 | | | 2,442 | | 13,007 | |
| 9/8/2019 | 0 | 1,432 | 1,010 | 0 | - | 13,007 | - | - | - | - | 15,449 | | | 2,442 | | 13,007 | |
| 9/9/2019 | 0 | 1,342 | 291 | 6 | - | 27,420 | - | - | - | - | 29,059 | | | 1,639 | | 27,420 | |
| 9/10/2019 | 0 | 1,423 | 0 | 5 | - | 31,400 | - | - | - | - | 32,828 | | | 1,428 | | 31,400 | |
| 9/11/2019 | 0 | 1,468 | 0 | 7 | - | 27,401 | - | - | - | - | 28,876 | | | 1,475 | | 27,401 | |
| 9/12/2019 | 0 | 1,485 | 0 | 2 | - | 28,432 | - | - | - | - | 29,919 | | | 1,487 | | 28,432 | |
| 9/13/2019 | 0 | 1,310 | 0 | 1 | - | 19,506 | - | - | - | - | 20,817 | 172,397 | 24,628 | 1,311 | 1,746 | 19,506 | 22,882 |
| 9/14/2019 | 1 | 1,148 | 0 | 1 | - | 24,606 | - | - | - | - | 25,756 | | | 1,150 | | 24,606 | |
| 9/15/2019 | 1 | 1,148 | 0 | 1 | - | 24,606 | - | - | - | - | 25,756 | | | 1,150 | | 24,606 | |
| 9/16/2019 | 900 | 742 | 0 | 1 | - | 30,900 | - | - | - | - | 32,543 | | | 1,643 | | 30,900 | |
| 9/17/2019 | 892 | 1,250 | 0 | 2 | - | 30,050 | - | - | - | - | 32,194 | | | 2,144 | | 30,050 | |
| 9/18/2019 | 877 | 1,225 | 0 | 3 | - | 28,320 | - | - | - | - | 30,425 | | | 2,105 | | 28,320 | |
| 9/19/2019 | 938 | 1,318 | 0 | 4 | - | 27,087 | - | - | - | - | 29,347 | | | 2,260 | | 27,087 | |
| 9/20/2019 | 868 | 1,000 | 0 | 1 | - | 26,821 | - | - | - | - | 28,690 | 204,711 | 29,244 | 1,869 | 1,760 | 26,821 | 27,484 |
| 9/21/2019 | 945 | 1,678 | 3 | 2 | - | 14,236 | - | - | - | - | 16,864 | | | 2,628 | | 14,236 | |
| 9/22/2019 | 945 | 1,678 | 3 | 2 | - | 14,236 | - | - | - | - | 16,864 | | | 2,628 | | 14,236 | |
| 9/23/2019 | 979 | 1,688 | 0 | 1 | - | 28,400 | - | - | - | - | 31,068 | | | 2,668 | | 28,400 | |
| 9/24/2019 | 1,041 | 1,842 | 0 | 2 | - | 31,250 | - | - | - | - | 34,135 | | | 2,885 | | 31,250 | |
| 9/25/2019 | 1,017 | 1,943 | 896 | 2 | - | 27,950 | - | - | - | - | 31,808 | | | 3,858 | | 27,950 | |
| 9/26/2019 | 1,089 | 2,045 | 454 | 3 | - | 26,452 | - | - | - | - | 30,043 | | | 3,591 | | 26,452 | |
| 9/27/2019 | 1,049 | 1,991 | 1,241 | 0 | - | 26,077 | - | - | - | - | 30,358 | 191,140 | 27,306 | 4,281 | 3,220 | 26,077 | 24,086 |
| 9/28/2019 | 1,130 | 1,933 | 1,165 | 1 | - | 13,686 | - | - | - | - | 17,915 | | | 4,229 | | 13,686 | |
| 9/29/2019 | 1,130 | 1,933 | 1,165 | 1 | - | 13,686 | - | - | - | - | 17,915 | | | 4,229 | | 13,686 | |
| 9/30/2019 | 1,145 | 1,812 | 1,303 | 0 | - | 25,500 | - | - | - | - | 29,760 | | | 4,260 | | 25,500 | |
| 10/1/2019 | 1,157 | 1,853 | 1,354 | 0 | - | 30,250 | - | - | - | - | 34,614 | | | 4,364 | | 30,250 | |
| 10/2/2019 | 1,202 | 1,934 | 1,352 | 0 | - | 27,850 | - | - | - | - | 32,338 | | | 4,488 | | 27,850 | |
| 10/3/2019 | 1,160 | 1,962 | 1,068 | 0 | - | 25,344 | - | - | - | - | 29,534 | | | 4,190 | | 25,344 | |
| 10/4/2019 | 1,231 | 2,055 | 985 | 0 | - | 26,419 | - | - | - | - | 30,690 | 192,766 | 27,538 | 4,271 | 4,290 | 26,419 | 23,248 |
| 10/5/2019 | 1,278 | 2,218 | 995 | 0 | - | 13,069 | - | - | - | - | 17,560 | | | 4,491 | | 13,069 | |
| 10/6/2019 | 1,278 | 2,218 | 995 | 0 | - | 13,069 | - | - | - | - | 17,560 | | | 4,491 | | 13,069 | |
| 10/7/2019 | 1,381 | 2,640 | 1,055 | 0 | - | 36,700 | - | - | - | - | 41,776 | | | 5,076 | | 36,700 | |
| 10/8/2019 | 1,300 | 2,461 | 994 | 0 | - | 27,900 | - | - | - | - | 32,655 | | | 4,755 | | 27,900 | |
| 10/9/2019 | 1,306 | 2,655 | 1,017 | 0 | - | 24,600 | - | - | - | - | 29,578 | | | 4,978 | | 24,600 | |
| 10/10/2019 | 1,325 | 2,448 | 1,034 | 0 | - | 30,107 | - | - | - | - | 34,914 | | | 4,807 | | 30,107 | |
| 10/11/2019 | 1,660 | 2,154 | 958 | 0 | - | 16,860 | - | - | - | - | 21,632 | 195,675 | 27,954 | 4,772 | 4,767 | 16,860 | 23,186 |
| 10/12/2019 | 1,501 | 1,963 | 936 | 0 | - | 20,766 | - | - | - | - | 25,166 | | | 4,400 | | 20,766 | |
| 10/13/2019 | 1,501 | 1,963 | 936 | 0 | - | 20,766 | - | - | - | - | 25,166 | | | 4,400 | | 20,766 | |
| 10/14/2019 | 1,153 | 2,088 | 1,028 | 0 | - | 27,168 | - | - | - | - | 31,437 | | | 4,269 | | 27,168 | |
| 10/15/2019 | 1,303 | 2,703 | 913 | 0 | - | 24,901 | - | - | - | - | 29,820 | | | 4,919 | | 24,901 | |
| 10/16/2019 | 1,406 | 2,810 | 974 | 2 | - | 42,602 | - | - | - | - | 47,794 | | | 5,192 | | 42,602 | |
| 10/17/2019 | 1,434 | 1,330 | 0 | 31 | - | 34,729 | - | - | - | - | 37,524 | | | 2,795 | | 34,729 | |
| 10/18/2019 | 1,643 | 1,860 | 0 | 9 | - | 32,312 | - | - | - | - | 35,824 | 232,731 | 33,247 | 3,512 | 4,212 | 32,312 | 29,035 |
| 10/19/2019 | 1,665 | 1,696 | 0 | 1 | - | 28,975 | - | - | - | - | 32,337 | | | 3,362 | | 28,975 | |
| 10/20/2019 | 1,665 | 1,696 | 0 | 1 | - | 28,975 | - | - | - | - | 32,337 | | | 3,362 | | 28,975 | |
| 10/21/2019 | 1,731 | 1,727 | 0 | 7 | - | 18,317 | - | - | - | - | 21,782 | | | 3,465 | | 18,317 | |
| 10/22/2019 | 1,495 | 1,707 | 0 | 1 | - | 21,833 | - | - | - | - | 25,036 | | | 3,203 | | 21,833 | |
| 10/23/2019 | 1,655 | 1,756 | 0 | 0 | - | 41,204 | - | - | - | - | 44,615 | | | 3,411 | | 41,204 | |
| 10/24/2019 | 1,603 | 1,638 | 0 | 1 | - | 7,046 | - | - | - | - | 10,288 | | | 3,242 | | 7,046 | |
| 10/25/2019 | 1,709 | 1,625 | 0 | 3 | - | 25,560 | - | - | - | - | 28,897 | 195,292 | 27,899 | 3,337 | 3,340 | 25,560 | 24,559 |
| 10/26/2019 | 1,700 | 1,433 | 0 | 0 | - | 38,370 | - | - | - | - | 41,503 | | | 3,133 | | 38,370 | |
| 10/27/2019 | 1,700 | 1,433 | 0 | 6 | - | 38,370 | - | - | - | - | 41,509 | | | 3,139 | | 38,370 | |
| 10/28/2019 | 1,729 | 1,295 | 0 | 19 | - | 34,544 | - | - | - | - | 37,587 | | | 3,043 | | 34,544 | |
| 10/29/2019 | 1,930 | 1,518 | 0 | 11 | - | 15,732 | - | - | - | - | 19,191 | | | 3,459 | | 15,732 | |
| 10/30/2019 | 1,620 | 1,560 | 0 | 31 | - | 31,760 | - | - | - | - | 34,971 | | | 3,211 | | 31,760 | |
| 10/31/2019 | 1,549 | 1,989 | 0 | 30 | - | 34,958 | - | - | - | - | 38,526 | | | 3,568 | | 34,958 | |
| 11/1/2019 | 1,608 | 1,960 | 0 | 6 | - | 32,396 | - | - | - | - | 35,970 | 249,257 | 35,608 | 3,574 | 3,304 | 32,396 | 32,304 |
| 11/2/2019 | 1,725 | 1,996 | 0 | 6 | - | 32,807 | - | - | - | - | 36,534 | | | 3,727 | | 32,807 | |
| 11/3/2019 | 1,725 | 1,996 | 0 | 6 | - | 32,807 | - | - | - | - | 36,534 | | | 3,727 | | 32,807 | |

Appendix A - Pumping Data
Dewatering Wells and Pump Stations
Liquid Assessment Monitoring
Southeast County Landfill

| | Dewatering Wells | | | | Pump Stations | | | | | | | WEEKLY | | DWs | | PSs | |
|---|---|---|---|---|---|---|---|---|---|---|---|---|---|---|---|---|---|
| DATE | DW 1-1 (gal) | DW 1-2 (gal) | DW 2-1 (gal) | DW 2-2 (gal) | TPS-2 (gal) | PS-2 (CO 2-1) (gal) | Test Pump Location (CO 2-4) (gal) | Test Pump Location (CO 3-1) (gal) | Test Pump Location (CO 2-2) (gal) | TPS-2B (CO 2-2) (gal) | Total (gpd) | TOTAL (gal) | Daily Avg (gpd) | Total (gal) | Daily Avg (gpd) | Total (gal) | Daily Avg (gpd) |
| 11/4/2019 | 1,710 | 1,909 | 0 | 4 | - | 31,285 | - | - | - | - | 34,908 | | | 3,623 | | 31,285 | |
| 11/5/2019 | 1,564 | 2,091 | 0 | 24 | - | 29,962 | - | - | - | - | 33,641 | | | 3,679 | | 29,962 | |
| 11/6/2019 | 1,555 | 2,357 | 0 | 1 | - | 29,729 | - | - | - | - | 33,642 | | | 3,913 | | 29,729 | |
| 11/7/2019 | 1,415 | 2,086 | 0 | 30 | - | 29,520 | - | - | - | - | 33,051 | | | 3,531 | | 29,520 | |
| 11/8/2019 | 1,571 | 2,262 | 0 | 8 | - | 31,717 | - | - | - | - | 35,558 | 243,868 | 34,838 | 3,841 | 3,720 | 31,717 | 31,118 |
| 11/9/2019 | 1,509 | 2,221 | 0 | 2 | - | 29,233 | - | - | - | - | 32,965 | | | 3,732 | | 29,233 | |
| 11/10/2019 | 1,509 | 2,221 | 0 | 2 | - | 29,233 | - | - | - | - | 32,965 | | | 3,732 | | 29,233 | |
| 11/11/2019 | 1,444 | 2,192 | 0 | 1 | - | 30,029 | - | - | - | - | 33,666 | | | 3,637 | | 30,029 | |
| 11/12/2019 | 1,453 | 2,459 | 0 | 1 | - | 30,792 | - | - | - | - | 34,705 | | | 3,913 | | 30,792 | |
| 11/13/2019 | 1,276 | 2,399 | 0 | 0 | - | 30,792 | - | - | - | - | 34,467 | | | 3,675 | | 30,792 | |
| 11/14/2019 | 1,261 | 2,332 | 0 | 0 | - | 30,792 | - | - | - | - | 34,385 | | | 3,593 | | 30,792 | |
| 11/15/2019 | 1,218 | 2,186 | 0 | 0 | - | 30,792 | - | - | - | - | 34,196 | 237,349 | 33,907 | 3,404 | 3,669 | 30,792 | 30,238 |
| 11/16/2019 | 1,208 | 1,862 | 0 | 0 | - | 30,792 | - | - | - | - | 33,862 | | | 3,070 | | 30,792 | |
| 11/17/2019 | 1,208 | 1,862 | 0 | 0 | - | 30,792 | - | - | - | - | 33,862 | | | 3,070 | | 30,792 | |
| 11/18/2019 | 1,198 | 2,023 | 0 | 0 | - | 30,792 | - | - | - | - | 34,013 | | | 3,221 | | 30,792 | |
| 11/19/2019 | 1,223 | 1,995 | 0 | 0 | - | 30,792 | - | - | - | - | 34,010 | | | 3,218 | | 30,792 | |
| 11/20/2019 | 1,111 | 2,015 | 0 | 0 | - | 30,792 | - | - | - | - | 33,918 | | | 3,126 | | 30,792 | |
| 11/21/2019 | 1,027 | 2,190 | 0 | 0 | - | 30,792 | - | - | - | - | 34,009 | | | 3,217 | | 30,792 | |
| 11/22/2019 | 1,035 | 2,027 | 0 | 0 | - | 35,700 | - | - | - | - | 38,762 | 242,436 | 34,634 | 3,062 | 3,141 | 35,700 | 31,493 |
| 11/23/2019 | 1,008 | 2,228 | 0 | 0 | - | 30,238 | - | - | - | - | 33,474 | | | 3,236 | | 30,238 | |
| 11/24/2019 | 1,008 | 2,228 | 0 | 0 | - | 30,238 | - | - | - | - | 33,474 | | | 3,236 | | 30,238 | |
| 11/25/2019 | 1,055 | 1,882 | 0 | 0 | - | 27,485 | - | - | - | - | 30,422 | | | 2,937 | | 27,485 | |
| 11/26/2019 | 1,145 | 0 | 0 | 0 | - | 29,866 | - | - | - | - | 31,011 | | | 1,145 | | 29,866 | |
| 11/27/2019 | 1,104 | 0 | 0 | 0 | - | 26,262 | - | - | - | - | 27,366 | | | 1,104 | | 26,262 | |
| 11/28/2019 | 1,104 | 0 | 0 | 0 | - | 26,262 | - | - | - | - | 27,366 | | | 1,104 | | 26,262 | |
| 11/29/2019 | 1,176 | 0 | 0 | 0 | - | 26,820 | - | - | - | - | 27,996 | 211,109 | 30,158 | 1,176 | 1,991 | 26,820 | 28,167 |
| 11/30/2019 | 1,258 | 0 | 0 | 0 | - | 27,957 | - | - | - | - | 29,215 | | | 1,258 | | 27,957 | |
| 12/1/2019 | 1,346 | 0 | 0 | 0 | - | 29,665 | - | - | - | - | 31,011 | | | 1,346 | | 29,665 | |
| 12/2/2019 | 1,214 | 14 | 0 | 0 | - | 27,240 | - | - | - | - | 28,468 | | | 1,228 | | 27,240 | |
| 12/3/2019 | 1,279 | 2,014 | 0 | 0 | - | 11,102 | - | - | - | - | 14,395 | | | 3,293 | | 11,102 | |
| 12/4/2019 | 1,096 | 2,294 | 0 | 0 | - | 4,565 | - | - | - | - | 7,955 | | | 3,390 | | 4,565 | |
| 12/5/2019 | 1,070 | 2,305 | 919 | 0 | - | 7,080 | - | - | - | - | 11,374 | | | 4,294 | | 7,080 | |
| 12/6/2019 | 1,084 | 2,305 | 894 | 0 | - | 26,608 | - | - | - | - | 30,891 | 153,309 | 21,901 | 4,283 | 2,727 | 26,608 | 19,174 |
| 12/7/2019 | 1,101 | 2,528 | 887 | 0 | - | 26,337 | - | - | - | - | 30,853 | | | 4,516 | | 26,337 | |
| 12/8/2019 | 1,101 | 2,528 | 887 | 0 | - | 26,337 | - | - | - | - | 30,853 | | | 4,516 | | 26,337 | |
| 12/9/2019 | 1,067 | 2,636 | 782 | 0 | - | 26,661 | - | - | - | - | 31,146 | | | 4,485 | | 26,661 | |
| 12/10/2019 | 1,104 | 2,956 | 753 | 0 | - | 27,186 | - | - | - | - | 31,999 | | | 4,813 | | 27,186 | |
| 12/11/2019 | 994 | 2,795 | 679 | 0 | - | 18,959 | - | - | - | - | 23,427 | | | 4,468 | | 18,959 | |
| 12/12/2019 | 1,024 | 2,923 | 706 | 0 | - | 23,521 | - | - | - | - | 28,174 | | | 4,653 | | 23,521 | |
| 12/13/2019 | 1,083 | 3,003 | 683 | 0 | - | 29,206 | - | - | - | - | 33,975 | 210,427 | 30,061 | 4,769 | 4,603 | 29,206 | 25,458 |
| 12/14/2019 | 1,043 | 2,547 | 685 | 0 | - | 26,907 | - | - | - | - | 31,182 | | | 4,275 | | 26,907 | |
| 12/15/2019 | 1,043 | 2,547 | 685 | 0 | - | 26,907 | - | - | - | - | 31,182 | | | 4,275 | | 26,907 | |
| 12/16/2019 | 1,068 | 2,866 | 661 | 0 | - | 25,997 | - | - | - | - | 30,592 | | | 4,595 | | 25,997 | |
| 12/17/2019 | 1,150 | 3,093 | 749 | 0 | - | 27,094 | - | - | - | - | 32,086 | | | 4,992 | | 27,094 | |
| 12/18/2019 | 997 | 2,501 | 676 | 0 | - | 25,199 | - | - | - | - | 29,373 | | | 4,174 | | 25,199 | |
| 12/19/2019 | 1,092 | 2,539 | 664 | 0 | - | 24,127 | - | - | - | - | 28,422 | | | 4,295 | | 24,127 | |
| 12/20/2019 | 1,120 | 2,399 | 643 | 0 | - | 24,114 | - | - | - | - | 28,276 | 211,113 | 30,159 | 4,162 | 4,395 | 24,114 | 25,764 |
| 12/21/2019 | 1,225 | 2,617 | 755 | 0 | - | 25,513 | - | - | - | - | 30,110 | | | 4,597 | | 25,513 | |
| 12/22/2019 | 1,225 | 2,617 | 755 | 0 | - | 25,513 | - | - | - | - | 30,110 | | | 4,597 | | 25,513 | |
| 12/23/2019 | 1,203 | 2,426 | 718 | 0 | - | 6,523 | - | - | - | - | 10,870 | | | 4,347 | | 6,523 | |
| 12/24/2019 | 1,233 | 2,604 | 774 | 0 | - | 11,624 | - | - | - | - | 16,235 | | | 4,611 | | 11,624 | |
| 12/25/2019 | 1,233 | 2,604 | 774 | 0 | - | 11,624 | - | - | - | - | 16,235 | | | 4,611 | | 11,624 | |
| 12/26/2019 | 1,280 | 2,808 | 763 | 0 | - | 4,221 | - | - | - | - | 9,072 | | | 4,851 | | 4,221 | |
| 12/27/2019 | 137 | 220 | 110 | 4 | - | 17,910 | - | - | - | - | 18,381 | 131,013 | 18,716 | 471 | 4,012 | 17,910 | 14,704 |
| 12/28/2019 | 1,218 | 1,858 | 893 | 0 | - | 8,676 | - | - | - | - | 12,645 | | | 3,969 | | 8,676 | |
| 12/29/2019 | 1,218 | 1,858 | 893 | 0 | - | 8,676 | - | - | - | - | 12,645 | | | 3,969 | | 8,676 | |
| 12/30/2019 | 1,224 | 1,847 | 859 | 0 | - | 27,150 | - | - | - | - | 31,080 | | | 3,930 | | 27,150 | |
| 12/31/2019 | 1,094 | 1,373 | 791 | 0 | - | 16,691 | - | - | - | - | 19,949 | | | 3,258 | | 16,691 | |
| 1/1/2020 | 1,094 | 1,373 | 791 | 0 | - | 16,691 | - | - | - | - | 19,949 | | | 3,258 | | 16,691 | |
| 1/2/2020 | 1,208 | 1,601 | 800 | 0 | - | 27,354 | - | - | - | - | 30,963 | | | 3,609 | | 27,354 | |
| 1/3/2020 | 1,118 | 1,450 | 786 | 0 | - | 25,481 | - | - | - | - | 28,835 | 156,066 | 22,295 | 3,354 | 3,621 | 25,481 | 18,674 |
| 1/4/2020 | 1,056 | 1,701 | 746 | 0 | - | 20,610 | - | - | - | - | 24,113 | | | 3,503 | | 20,610 | |
| 1/5/2020 | 1,056 | 1,701 | 746 | 0 | - | 20,610 | - | - | - | - | 24,113 | | | 3,503 | | 20,610 | |
| 1/6/2020 | 1,180 | 2,034 | 737 | 0 | - | 22,007 | - | - | - | - | 25,958 | | | 3,951 | | 22,007 | |
| 1/7/2020 | 1,240 | 1,863 | 703 | 0 | - | 19,547 | - | - | - | - | 23,353 | | | 3,806 | | 19,547 | |
| 1/8/2020 | 1,157 | 1,559 | 709 | 0 | - | 19,174 | - | - | - | - | 22,599 | | | 3,425 | | 19,174 | |

Appendix A - Pumping Data
Dewatering Wells and Pump Stations
Liquid Assessment Monitoring
Southeast County Landfill

| | Dewatering Wells | | | | Pump Stations | | | | | | | WEEKLY | | DWs | | PSs | |
|---|---|---|---|---|---|---|---|---|---|---|---|---|---|---|---|---|---|
| DATE | DW 1-1 (gal) | DW 1-2 (gal) | DW 2-1 (gal) | DW 2-2 (gal) | TPS-2 (gal) | PS-2 (CO 2-1) (gal) | Test Pump Location (CO 2-4) (gal) | Test Pump Location (CO 3-1) (gal) | Test Pump Location (CO 2-2) (gal) | TPS-2B (CO 2-2) (gal) | Total (gpd) | TOTAL (gal) | Daily Avg (gpd) | Total (gal) | Daily Avg (gpd) | Total (gal) | Daily Avg (gpd) |
| 1/9/2020 | 1,068 | 1,860 | 712 | 0 | - | 18,540 | - | - | - | - | 22,180 | | | 3,640 | | 18,540 | |
| 1/10/2020 | 1,024 | 1,887 | 713 | 0 | - | 24,531 | - | - | - | - | 28,155 | 170,471 | 24,353 | 3,624 | 3,636 | 24,531 | 20,717 |
| 1/11/2020 | 1,011 | 1,871 | 683 | 0 | - | 24,647 | - | - | - | - | 28,212 | | | 3,565 | | 24,647 | |
| 1/12/2020 | 1,209 | 2,344 | 817 | 0 | - | 24,245 | - | - | - | - | 28,615 | | | 4,370 | | 24,245 | |
| 1/13/2020 | 991 | 2,147 | 670 | 0 | - | 23,461 | - | - | - | - | 27,269 | | | 3,808 | | 23,461 | |
| 1/14/2020 | 940 | 1,677 | 650 | 0 | - | 23,294 | - | - | - | - | 26,561 | | | 3,267 | | 23,294 | |
| 1/15/2020 | 966 | 1,708 | 669 | 0 | - | 24,681 | - | - | - | - | 28,024 | | | 3,343 | | 24,681 | |
| 1/16/2020 | 999 | 1,701 | 695 | 0 | - | 23,697 | - | - | - | - | 27,092 | | | 3,395 | | 23,697 | |
| 1/17/2020 | 1,023 | 1,627 | 672 | 0 | - | 24,324 | - | - | - | - | 27,646 | 193,419 | 27,631 | 3,322 | 3,581 | 24,324 | 24,050 |
| 1/18/2020 | 1,022 | 1,710 | 682 | 0 | - | 25,177 | - | - | - | - | 28,591 | | | 3,414 | | 25,177 | |
| 1/19/2020 | 1,089 | 1,847 | 713 | 0 | - | 26,603 | - | - | - | - | 30,252 | | | 3,649 | | 26,603 | |
| 1/20/2020 | 1,028 | 1,583 | 695 | 0 | - | 23,997 | - | - | - | - | 27,303 | | | 3,306 | | 23,997 | |
| 1/21/2020 | 1,067 | 1,706 | 713 | 0 | - | 23,888 | - | - | - | - | 27,374 | | | 3,486 | | 23,888 | |
| 1/22/2020 | 1,099 | 1,708 | 689 | 0 | - | 25,186 | - | - | - | - | 28,682 | | | 3,496 | | 25,186 | |
| 1/23/2020 | 1,113 | 1,862 | 751 | 1 | - | 25,062 | - | - | - | - | 28,789 | | | 3,727 | | 25,062 | |
| 1/24/2020 | 1,060 | 1,790 | 747 | 0 | - | 18,007 | - | - | - | - | 21,604 | 192,595 | 27,514 | 3,597 | 3,525 | 18,007 | 23,989 |
| 1/25/2020 | 1,155 | 1,776 | 804 | 0 | - | 21,751 | - | - | - | - | 25,486 | | | 3,735 | | 21,751 | |
| 1/26/2020 | 1,155 | 1,776 | 804 | 0 | - | 21,751 | - | - | - | - | 25,486 | | | 3,735 | | 21,751 | |
| 1/27/2020 | 1,116 | 1,795 | 806 | 0 | - | 25,608 | - | - | - | - | 29,325 | | | 3,717 | | 25,608 | |
| 1/28/2020 | 1,166 | 1,831 | 820 | 0 | - | 22,134 | - | - | - | - | 25,951 | | | 3,817 | | 22,134 | |
| 1/29/2020 | 1,130 | 1,952 | 805 | 0 | - | 22,741 | - | - | - | - | 26,628 | | | 3,887 | | 22,741 | |
| 1/30/2020 | 1,139 | 1,999 | 835 | 0 | - | 20,115 | - | - | - | - | 24,088 | | | 3,973 | | 20,115 | |
| 1/31/2020 | 1,090 | 1,937 | 782 | 0 | - | 22,307 | - | - | - | - | 26,116 | 183,080 | 26,154 | 3,809 | 3,810 | 22,307 | 22,344 |
| 2/1/2020 | 1,049 | 2,066 | 753 | 0 | - | 17,073 | - | - | - | - | 20,941 | | | 3,868 | | 17,073 | |
| 2/2/2020 | 1,049 | 2,066 | 753 | 0 | - | 17,073 | - | - | - | - | 20,941 | | | 3,868 | | 17,073 | |
| 2/3/2020 | 1,088 | 2,072 | 745 | 0 | - | 18,270 | - | - | - | - | 22,175 | | | 3,905 | | 18,270 | |
| 2/4/2020 | 1,087 | 2,120 | 760 | 0 | - | 20,513 | - | - | - | - | 24,480 | | | 3,967 | | 20,513 | |
| 2/5/2020 | 1,121 | 2,154 | 785 | 0 | - | 23,317 | - | - | - | - | 27,377 | | | 4,060 | | 23,317 | |
| 2/6/2020 | 1,016 | 2,009 | 0 | 0 | - | 26,623 | - | - | - | - | 29,648 | | | 3,025 | | 26,623 | |
| 2/7/2020 | 976 | 1,852 | 776 | 0 | - | 16,848 | - | - | - | - | 20,452 | 166,014 | 23,716 | 3,604 | 3,757 | 16,848 | 19,960 |
| 2/8/2020 | 1,082 | 1,933 | 768 | 0 | - | 16,216 | - | - | - | - | 19,999 | | | 3,783 | | 16,216 | |
| 2/9/2020 | 1,082 | 1,933 | 768 | 0 | - | 16,216 | - | - | - | - | 19,999 | | | 3,783 | | 16,216 | |
| 2/10/2020 | 1,279 | 2,360 | 770 | 0 | - | 18,061 | - | - | - | - | 22,470 | | | 4,409 | | 18,061 | |
| 2/11/2020 | 1,310 | 1,944 | 764 | 0 | - | 19,316 | - | - | - | - | 23,334 | | | 4,018 | | 19,316 | |
| 2/12/2020 | 1,343 | 1,676 | 742 | 0 | - | 20,284 | - | - | - | - | 24,045 | | | 3,761 | | 20,284 | |
| 2/13/2020 | 1,385 | 1,908 | 778 | 0 | - | 19,098 | - | - | - | - | 23,169 | | | 4,071 | | 19,098 | |
| 2/14/2020 | 1,235 | 1,957 | 721 | 0 | - | 8,501 | - | - | - | - | 12,414 | 145,430 | 20,776 | 3,913 | 3,963 | 8,501 | 16,813 |
| 2/15/2020 | 1,202 | 1,670 | 713 | 0 | - | 13,686 | - | - | - | - | 17,271 | | | 3,585 | | 13,686 | |
| 2/16/2020 | 1,202 | 1,670 | 713 | 0 | - | 13,686 | - | - | - | - | 17,271 | | | 3,585 | | 13,686 | |
| 2/17/2020 | 1,025 | 1,431 | 754 | 0 | - | 26,318 | - | - | - | - | 29,528 | | | 3,210 | | 26,318 | |
| 2/18/2020 | 1,090 | 1,622 | 782 | 0 | - | 18,908 | - | - | - | - | 22,402 | | | 3,494 | | 18,908 | |
| 2/19/2020 | 959 | 1,379 | 752 | 0 | - | 18,151 | - | - | - | - | 21,241 | | | 3,090 | | 18,151 | |
| 2/20/2020 | 248 | 568 | 802 | 0 | - | 19,743 | - | - | - | - | 21,361 | | | 1,618 | | 19,743 | |
| 2/21/2020 | 39 | 0 | 744 | 0 | - | 15,804 | - | - | - | - | 16,587 | 145,661 | 20,809 | 783 | 2,766 | 15,804 | 18,042 |
| 2/22/2020 | 0 | 1,717 | 755 | 0 | - | 16,602 | - | - | - | - | 19,074 | | | 2,472 | | 16,602 | |
| 2/23/2020 | 0 | 1,717 | 755 | 0 | - | 16,602 | - | - | - | - | 19,074 | | | 2,472 | | 16,602 | |
| 2/24/2020 | 0 | 2,275 | 784 | 0 | - | 21,006 | - | - | - | - | 24,065 | | | 3,059 | | 21,006 | |
| 2/25/2020 | 0 | 2,166 | 762 | 0 | - | 18,075 | - | - | - | - | 21,003 | | | 2,928 | | 18,075 | |
| 2/26/2020 | 0 | 2,131 | 767 | 0 | - | 16,366 | - | - | - | - | 19,264 | | | 2,898 | | 16,366 | |
| 2/27/2020 | 0 | 2,243 | 673 | 0 | - | 14,103 | - | - | - | - | 17,019 | | | 2,916 | | 14,103 | |
| 2/28/2020 | 0 | 2,357 | 760 | 0 | - | 15,556 | - | - | - | - | 18,673 | 138,172 | 19,739 | 3,117 | 2,837 | 15,556 | 16,901 |
| 2/29/2020 | 0 | 2,075 | 676 | 0 | - | 13,072 | - | - | - | - | 15,823 | | | 2,751 | | 13,072 | |
| 3/1/2020 | 575 | 1,972 | 781 | 0 | - | 15,609 | - | - | - | - | 18,937 | | | 3,328 | | 15,609 | |
| 3/2/2020 | 1,121 | 1,799 | 787 | 0 | - | 20,305 | - | - | - | - | 24,012 | | | 3,707 | | 20,305 | |
| 3/3/2020 | 1,085 | 1,675 | 766 | 0 | - | 17,649 | - | - | - | - | 21,175 | | | 3,526 | | 17,649 | |
| 3/4/2020 | 606 | 1,567 | 839 | 0 | - | 5,474 | - | - | - | - | 8,486 | | | 3,012 | | 5,474 | |
| 3/5/2020 | 472 | 1,211 | 743 | 3 | - | 24,601 | - | - | - | - | 27,030 | | | 2,429 | | 24,601 | |
| 3/6/2020 | 515 | 1,477 | 938 | 0 | - | 16,820 | - | - | - | - | 19,750 | 135,213 | 19,316 | 2,930 | 3,098 | 16,820 | 16,219 |
| 3/7/2020 | 334 | 1,348 | 746 | 0 | - | 12,045 | - | - | - | - | 14,473 | | | 2,428 | | 12,045 | |
| 3/8/2020 | 334 | 1,348 | 746 | 0 | - | 12,045 | - | - | - | - | 14,473 | | | 2,428 | | 12,045 | |
| 3/9/2020 | 324 | 1,486 | 800 | 0 | - | 14,419 | - | - | - | - | 17,029 | | | 2,610 | | 14,419 | |
| 3/10/2020 | 372 | 1,464 | 810 | 0 | - | 17,384 | - | - | - | - | 20,030 | | | 2,646 | | 17,384 | |
| 3/11/2020 | 382 | 860 | 874 | 0 | - | 18,188 | - | - | - | - | 20,304 | | | 2,116 | | 18,188 | |
| 3/12/2020 | 358 | 0 | 761 | 0 | - | 16,617 | - | - | - | - | 17,736 | | | 1,119 | | 16,617 | |
| 3/13/2020 | 141 | 1,866 | 812 | 2 | - | 15,125 | - | - | - | - | 17,946 | 121,991 | 17,427 | 2,821 | 2,388 | 15,125 | 15,478 |
| 3/14/2020 | 0 | 2,100 | 873 | 0 | - | 14,567 | - | - | - | - | 17,540 | | | 2,973 | | 14,567 | |

Appendix A - Pumping Data
Dewatering Wells and Pump Stations
Liquid Assessment Monitoring
Southeast County Landfill

| | Dewatering Wells | | | | Pump Stations | | | | | | | WEEKLY | | DWs | | PSs | |
|---|---|---|---|---|---|---|---|---|---|---|---|---|---|---|---|---|---|
| DATE | DW 1-1 (gal) | DW 1-2 (gal) | DW 2-1 (gal) | DW 2-2 (gal) | TPS-2 (gal) | PS-2 (CO 2-1) (gal) | Test Pump Location (CO 2-4) (gal) | Test Pump Location (CO 3-1) (gal) | Test Pump Location (CO 2-2) (gal) | TPS-2B (CO 2-2) (gal) | Total (gpd) | TOTAL (gal) | Daily Avg (gpd) | Total (gal) | Daily Avg (gpd) | Total (gal) | Daily Avg (gpd) |
| 3/15/2020 | 0 | 2,100 | 873 | 0 | - | 14,567 | - | - | - | - | 17,540 | | | 2,973 | | 14,567 | |
| 3/16/2020 | 0 | 1,268 | 775 | 0 | - | 15,224 | - | - | - | - | 17,267 | | | 2,043 | | 15,224 | |
| 3/17/2020 | 0 | 299 | 816 | 0 | - | 13,388 | - | - | - | - | 14,503 | | | 1,115 | | 13,388 | |
| 3/18/2020 | 0 | 4,629 | 742 | 0 | - | 13,127 | - | - | - | - | 18,498 | | | 5,371 | | 13,127 | |
| 3/19/2020 | 0 | 2,399 | 800 | 0 | - | 14,234 | - | - | - | - | 17,433 | | | 3,199 | | 14,234 | |
| 3/20/2020 | 0 | 1,660 | 764 | 0 | - | 13,863 | - | - | - | - | 16,287 | 119,068 | 17,010 | 2,424 | 2,800 | 13,863 | 14,126 |
| 3/21/2020 | 0 | 1,674 | 802 | 0 | - | 14,477 | - | - | - | - | 16,953 | | | 2,476 | | 14,477 | |
| 3/22/2020 | 0 | 1,674 | 802 | 0 | - | 14,477 | - | - | - | - | 16,953 | | | 2,476 | | 14,477 | |
| 3/23/2020 | 0 | 2,020 | 820 | 0 | - | 15,026 | - | - | - | - | 17,866 | | | 2,840 | | 15,026 | |
| 3/24/2020 | 0 | 1,980 | 765 | 0 | - | 16,146 | - | - | - | - | 18,891 | | | 2,745 | | 16,146 | |
| 3/25/2020 | 0 | 2,246 | 872 | 0 | - | 17,153 | - | - | - | - | 20,271 | | | 3,118 | | 17,153 | |
| 3/26/2020 | 0 | 1,776 | 759 | 0 | - | 15,830 | - | - | - | - | 18,365 | | | 2,535 | | 15,830 | |
| 3/27/2020 | 0 | 1,824 | 715 | 0 | - | 12,731 | - | - | - | - | 15,270 | 124,569 | 17,796 | 2,539 | 2,718 | 12,731 | 14,951 |
| 3/28/2020 | 0 | 1,990 | 785 | 0 | - | 13,294 | - | - | - | - | 16,069 | | | 2,775 | | 13,294 | |
| 3/29/2020 | 0 | 1,990 | 785 | 0 | - | 13,294 | - | - | - | - | 16,069 | | | 2,775 | | 13,294 | |
| 3/30/2020 | 0 | 2,040 | 803 | 0 | - | 15,097 | - | - | - | - | 17,940 | | | 2,843 | | 15,097 | |
| 3/31/2020 | 0 | 2,423 | 785 | 0 | - | 19,580 | - | - | - | - | 22,788 | | | 3,208 | | 19,580 | |
| 4/1/2020 | 0 | 2,448 | 745 | 0 | - | 13,700 | - | - | - | - | 16,893 | | | 3,193 | | 13,700 | |
| 4/2/2020 | 0 | 2,437 | 725 | 0 | - | 12,634 | - | - | - | - | 15,796 | | | 3,162 | | 12,634 | |
| 4/3/2020 | 0 | 2,465 | 709 | 0 | - | 14,277 | - | - | - | - | 17,451 | 123,006 | 17,572 | 3,174 | 3,118 | 14,277 | 14,678 |
| 4/4/2020 | 0 | 2,723 | 746 | 0 | - | 14,166 | - | - | - | - | 17,635 | | | 3,469 | | 14,166 | |
| 4/5/2020 | 0 | 2,723 | 746 | 0 | - | 14,166 | - | - | - | - | 17,635 | | | 3,469 | | 14,166 | |
| 4/6/2020 | 0 | 2,434 | 657 | 0 | - | 10,882 | - | - | - | - | 13,973 | | | 3,091 | | 10,882 | |
| 4/7/2020 | 0 | 719 | 187 | 0 | - | 13,980 | - | - | - | - | 14,886 | | | 906 | | 13,980 | |
| 4/8/2020 | 0 | 2,249 | 772 | 0 | - | 15,599 | - | - | - | - | 18,620 | | | 3,021 | | 15,599 | |
| 4/9/2020 | 0 | 2,404 | 746 | 0 | - | 14,961 | - | - | - | - | 18,111 | | | 3,150 | | 14,961 | |
| 4/10/2020 | 0 | 2,085 | 681 | 8 | - | 12,796 | - | - | - | - | 15,570 | 116,430 | 16,633 | 2,774 | 2,778 | 12,796 | 13,644 |
| 4/11/2020 | 0 | 2,282 | 751 | 0 | - | 13,123 | - | - | - | - | 16,156 | | | 3,033 | | 13,123 | |
| 4/12/2020 | 0 | 2,282 | 751 | 0 | - | 13,123 | - | - | - | - | 16,156 | | | 3,033 | | 13,123 | |
| 4/13/2020 | 0 | 2,192 | 752 | 0 | - | 11,351 | - | - | - | - | 14,295 | | | 2,944 | | 11,351 | |
| 4/14/2020 | 0 | 1,989 | 744 | 0 | - | 14,649 | - | - | - | - | 17,382 | | | 2,733 | | 14,649 | |
| 4/15/2020 | 0 | 1,993 | 757 | 0 | - | 13,713 | - | - | - | - | 16,463 | | | 2,750 | | 13,713 | |
| 4/16/2020 | 0 | 0 | 727 | 2 | - | 9,116 | - | - | - | - | 9,845 | | | 729 | | 9,116 | |
| 4/17/2020 | 0 | 0 | 678 | 0 | - | 10,600 | - | - | - | - | 11,278 | 101,575 | 14,511 | 678 | 2,206 | 10,600 | 12,607 |
| 4/18/2020 | 0 | 1,824 | 751 | 0 | - | 15,695 | - | - | - | - | 18,270 | | | 2,575 | | 15,695 | |
| 4/19/2020 | 0 | 1,824 | 751 | 0 | - | 15,695 | - | - | - | - | 18,270 | | | 2,575 | | 15,695 | |
| 4/20/2020 | 0 | 1,936 | 640 | 0 | - | 13,473 | - | - | - | - | 16,049 | | | 2,576 | | 13,473 | |
| 4/21/2020 | 0 | 2,203 | 727 | 0 | - | 10,147 | - | - | - | - | 13,077 | | | 2,930 | | 10,147 | |
| 4/22/2020 | 0 | 1,870 | 708 | 0 | - | 11,376 | - | - | - | - | 13,954 | | | 2,578 | | 11,376 | |
| 4/23/2020 | 0 | 1,798 | 746 | 0 | - | 13,697 | - | - | - | - | 16,241 | | | 2,544 | | 13,697 | |
| 4/24/2020 | 0 | 1,768 | 806 | 0 | - | 12,069 | - | - | - | - | 14,643 | 110,504 | 15,786 | 2,574 | 2,622 | 12,069 | 12,655 |
| 4/25/2020 | 0 | 1,777 | 797 | 0 | - | 12,125 | - | - | - | - | 14,699 | | | 2,574 | | 12,125 | |
| 4/26/2020 | 0 | 1,777 | 797 | 0 | - | 12,125 | - | - | - | - | 14,699 | | | 2,574 | | 12,125 | |
| 4/27/2020 | 0 | 1,766 | 802 | 0 | - | 9,805 | - | - | - | - | 12,373 | | | 2,568 | | 9,805 | |
| 4/28/2020 | 0 | 1,857 | 873 | 0 | - | 11,684 | - | - | - | - | 14,414 | | | 2,730 | | 11,684 | |
| 4/29/2020 | 0 | 1,851 | 893 | 0 | - | 16,124 | - | - | - | - | 18,868 | | | 2,744 | | 16,124 | |
| 4/30/2020 | 0 | 1,662 | 813 | 0 | - | 10,927 | - | - | - | - | 13,402 | | | 2,475 | | 10,927 | |
| 5/1/2020 | 0 | 1,788 | 842 | 0 | - | 9,848 | - | - | - | - | 12,478 | 100,933 | 14,419 | 2,630 | 2,614 | 9,848 | 11,805 |
| 5/2/2020 | 0 | 1,812 | 876 | 0 | - | 13,045 | - | - | - | - | 15,733 | | | 2,688 | | 13,045 | |
| 5/3/2020 | 0 | 1,812 | 876 | 0 | - | 13,045 | - | - | - | - | 15,733 | | | 2,688 | | 13,045 | |
| 5/4/2020 | 0 | 1,672 | 890 | 0 | - | 12,155 | - | - | - | - | 14,717 | | | 2,562 | | 12,155 | |
| 5/5/2020 | 0 | 1,771 | 876 | 0 | - | 13,661 | - | - | - | - | 16,308 | | | 2,647 | | 13,661 | |
| 5/6/2020 | 0 | 1,886 | 899 | 0 | - | 13,580 | - | - | - | - | 16,365 | | | 2,785 | | 13,580 | |
| 5/7/2020 | 0 | 2,057 | 940 | 0 | - | 10,248 | - | - | - | - | 13,245 | | | 2,997 | | 10,248 | |
| 5/8/2020 | 0 | 2,076 | 966 | 0 | - | 12,897 | - | - | - | - | 15,939 | 108,040 | 15,434 | 3,042 | 2,773 | 12,897 | 12,662 |
| 5/9/2020 | 0 | 2,320 | 996 | 0 | - | 11,432 | - | - | - | - | 14,748 | | | 3,316 | | 11,432 | |
| 5/10/2020 | 0 | 2,320 | 996 | 0 | - | 11,432 | - | - | - | - | 14,748 | | | 3,316 | | 11,432 | |
| 5/11/2020 | 0 | 2,529 | 957 | 0 | - | 10,334 | - | - | - | - | 13,820 | | | 3,486 | | 10,334 | |
| 5/12/2020 | 0 | 2,787 | 1023 | 0 | - | 9,904 | - | - | - | - | 13,714 | | | 3,810 | | 9,904 | |
| 5/13/2020 | 0 | 2,645 | 1026 | 0 | - | 9,855 | - | - | - | - | 13,526 | | | 3,671 | | 9,855 | |
| 5/14/2020 | 0 | 2,652 | 1008 | 0 | - | 11,565 | - | - | - | - | 15,225 | | | 3,660 | | 11,565 | |
| 5/15/2020 | 0 | 2,309 | 1001 | 0 | - | 12,305 | - | - | - | - | 15,615 | 101,396 | 14,485 | 3,310 | 3,510 | 12,305 | 10,975 |
| 5/16/2020 | 0 | 2,436 | 1086 | 0 | - | 11,560 | - | - | - | - | 15,082 | | | 3,522 | | 11,560 | |
| 5/17/2020 | 0 | 2,436 | 1086 | 0 | - | 11,560 | - | - | - | - | 15,082 | | | 3,522 | | 11,560 | |
| 5/18/2020 | 0 | 2,407 | 1094 | 0 | - | 11,537 | - | - | - | - | 15,038 | | | 3,501 | | 11,537 | |
| 5/19/2020 | 0 | 2,144 | 1064 | 0 | - | 10,241 | - | - | - | - | 13,449 | | | 3,208 | | 10,241 | |

Appendix A - Pumping Data
Dewatering Wells and Pump Stations
Liquid Assessment Monitoring
Southeast County Landfill

| | Dewatering Wells | | | | Pump Stations | | | | | | | WEEKLY | | DWs | | PSs | |
|---|---|---|---|---|---|---|---|---|---|---|---|---|---|---|---|---|---|
| DATE | DW 1-1 (gal) | DW 1-2 (gal) | DW 2-1 (gal) | DW 2-2 (gal) | TPS-2 (gal) | PS-2 (CO 2-1) (gal) | Test Pump Location (CO 2-4) (gal) | Test Pump Location (CO 3-1) (gal) | Test Pump Location (CO 2-2) (gal) | TPS-2B (CO 2-2) (gal) | Total (gpd) | TOTAL (gal) | Daily Avg (gpd) | Total (gal) | Daily Avg (gpd) | Total (gal) | Daily Avg (gpd) |
| 5/20/2020 | 0 | 2,467 | 1206 | 0 | - | 11,468 | - | - | - | - | 15,141 | | | 3,673 | | 11,468 | |
| 5/21/2020 | 0 | 2,152 | 1001 | 0 | - | 7,471 | - | - | - | - | 10,624 | | | 3,153 | | 7,471 | |
| 5/22/2020 | 0 | 2,335 | 1 | 368 | - | 10,450 | - | - | - | - | 13,154 | 97,570 | 13,939 | 2,704 | 3,326 | 10,450 | 10,612 |
| 5/23/2020 | 0 | 2,137 | 219 | 395 | - | 10,501 | - | - | - | - | 13,252 | | | 2,751 | | 10,501 | |
| 5/24/2020 | 0 | 2,137 | 219 | 395 | - | 10,501 | - | - | - | - | 13,252 | | | 2,751 | | 10,501 | |
| 5/25/2020 | 0 | 2,558 | 17 | 450 | - | 8,557 | - | - | - | - | 11,582 | | | 3,025 | | 8,557 | |
| 5/26/2020 | 0 | 1,465 | 1 | 364 | - | 13,560 | - | - | - | - | 15,390 | | | 1,830 | | 13,560 | |
| 5/27/2020 | 0 | 1,648 | 2 | 397 | - | 9,516 | - | - | - | - | 11,563 | | | 2,047 | | 9,516 | |
| 5/28/2020 | 0 | 1,993 | 1 | 385 | - | 8,764 | - | - | - | - | 11,143 | | | 2,379 | | 8,764 | |
| 5/29/2020 | 0 | 2,055 | 5 | 386 | - | 9,670 | - | - | - | - | 12,116 | 88,298 | 12,614 | 2,446 | 2,461 | 9,670 | 10,153 |
| 5/30/2020 | 0 | 1,820 | 18 | 391 | - | 9,682 | - | - | - | - | 11,911 | | | 2,229 | | 9,682 | |
| 5/31/2020 | 0 | 1,820 | 18 | 391 | - | 9,682 | - | - | - | - | 11,911 | | | 2,229 | | 9,682 | |
| 6/1/2020 | 0 | 2,263 | 1 | 391 | - | 9,607 | - | - | - | - | 12,262 | | | 2,655 | | 9,607 | |
| 6/2/2020 | 0 | 353 | 0 | 80 | - | 8,300 | - | - | - | - | 8,733 | | | 433 | | 8,300 | |
| 6/3/2020 | 0 | 0 | 0 | 0 | - | 11,847 | - | - | - | - | 11,847 | | | 0 | | 11,847 | |
| 6/4/2020 | 0 | 2,727 | 819 | 3 | - | 9,610 | - | - | - | - | 13,159 | | | 3,549 | | 9,610 | |
| 6/5/2020 | 0 | 3,216 | 1,087 | 0 | - | 9,890 | - | - | - | - | 14,193 | 84,016 | 12,002 | 4,303 | 2,200 | 9,890 | 9,803 |
| 6/6/2020 | 0 | 3,175 | 988 | 0 | - | 9,818 | - | - | - | - | 13,981 | | | 4,163 | | 9,818 | |
| 6/7/2020 | 0 | 2,588 | 1,063 | 0 | - | 9,297 | - | - | - | - | 12,948 | | | 3,651 | | 9,297 | |
| 6/8/2020 | 0 | 2,660 | 1,123 | 0 | - | 10,791 | - | - | - | - | 14,574 | | | 3,783 | | 10,791 | |
| 6/9/2020 | 0 | 2,480 | 1,061 | 0 | - | 10,571 | - | - | - | - | 14,112 | | | 3,541 | | 10,571 | |
| 6/10/2020 | 0 | 2,913 | 1,104 | 0 | - | 9,290 | - | - | - | - | 13,307 | | | 4,017 | | 9,290 | |
| 6/11/2020 | 0 | 2,312 | 1,093 | 0 | - | 10,352 | - | - | - | - | 13,757 | | | 3,405 | | 10,352 | |
| 6/12/2020 | 0 | 2,263 | 1,099 | 0 | - | 10,613 | - | - | - | - | 13,975 | 96,654 | 13,808 | 3,362 | 3,703 | 10,613 | 10,105 |
| 6/13/2020 | 0 | 2,827 | 1,074 | 0 | - | 10,550 | - | - | - | - | 14,451 | | | 3,901 | | 10,550 | |
| 6/14/2020 | 0 | 3,208 | 1,238 | 0 | - | 9,438 | - | - | - | - | 13,884 | | | 4,446 | | 9,438 | |
| 6/15/2020 | 0 | 2,757 | 1,064 | 0 | - | 9,396 | - | - | - | - | 13,217 | | | 3,821 | | 9,396 | |
| 6/16/2020 | 0 | 3,057 | 1,158 | 0 | - | 10,664 | - | - | - | - | 14,879 | | | 4,215 | | 10,664 | |
| 6/17/2020 | 0 | 2,416 | 1,254 | 0 | - | 10,712 | - | - | - | - | 14,382 | | | 3,670 | | 10,712 | |
| 6/18/2020 | 0 | 1,953 | 1,285 | 0 | - | 10,232 | - | - | - | - | 13,470 | | | 3,238 | | 10,232 | |
| 6/19/2020 | 0 | 1,502 | 960 | 0 | - | 9,257 | - | - | - | - | 11,719 | 96,002 | 13,715 | 2,462 | 3,679 | 9,257 | 10,036 |
| 6/20/2020 | 0 | 1,559 | 1,214 | 0 | - | 10,163 | - | - | - | - | 12,936 | | | 2,773 | | 10,163 | |
| 6/21/2020 | 0 | 1,593 | 1,213 | 0 | - | 10,463 | - | - | - | - | 13,269 | | | 2,806 | | 10,463 | |
| 6/22/2020 | 0 | 1,435 | 1,167 | 0 | - | 9,780 | - | - | - | - | 12,382 | | | 2,602 | | 9,780 | |
| 6/23/2020 | 0 | 1,606 | 1,260 | 0 | - | 11,099 | - | - | - | - | 13,965 | | | 2,866 | | 11,099 | |
| 6/24/2020 | 0 | 1,449 | 1,194 | 0 | - | 10,083 | - | - | - | - | 12,726 | | | 2,643 | | 10,083 | |
| 6/25/2020 | 0 | 1,635 | 1,191 | 0 | - | 8,327 | - | - | - | - | 11,153 | | | 2,826 | | 8,327 | |
| 6/26/2020 | 0 | 1,565 | 1,251 | 0 | - | 10,084 | - | - | - | - | 12,900 | 89,331 | 12,762 | 2,816 | 2,762 | 10,084 | 10,000 |
| 6/27/2020 | 0 | 1,760 | 1,231 | 0 | - | 10,914 | - | - | - | - | 13,905 | | | 2,991 | | 10,914 | |
| 6/28/2020 | 0 | 1,670 | 1,176 | 0 | - | 9,585 | - | - | - | - | 12,431 | | | 2,846 | | 9,585 | |
| 6/29/2020 | 0 | 1,772 | 1,179 | 0 | - | 9,810 | - | - | - | - | 12,761 | | | 2,951 | | 9,810 | |
| 6/30/2020 | 0 | 1,874 | 1,184 | 0 | - | 11,451 | - | - | - | - | 14,509 | | | 3,058 | | 11,451 | |

Appendix A - Pumping Data
Dewatering Wells and Pump Stations
Liquid Assessment Monitoring
Southeast County Landfill

| | Dewatering Wells | | | | Pump Stations | | | | | | | WEEKLY | | DWs | | PSs | |
|---|---|---|---|---|---|---|---|---|---|---|---|---|---|---|---|---|---|
| DATE | DW 1-1 (gal) | DW 1-2 (gal) | DW 2-1 (gal) | DW 2-2 (gal) | TPS-2 (gal) | PS-2 (CO 2-1) (gal) | Test Pump Location (CO 2-4) (gal) | Test Pump Location (CO 3-1) (gal) | Test Pump Location (CO 2-2) (gal) | TPS-2B (CO 2-2) (gal) | Total (gpd) | TOTAL (gal) | Daily Avg (gpd) | Total (gal) | Daily Avg (gpd) | Total (gal) | Daily Avg (gpd) |
| 7/1/2020 | 0 | 2,153 | 989 | 0 | - | 9,983 | - | - | - | - | 13,125 | | | 3,142 | | 9,983 | |
| 7/2/2020 | 0 | 2,512 | 1,062 | 0 | - | 10,782 | - | - | - | - | 14,356 | | | 3,574 | | 10,782 | |
| 7/3/2020 | 0 | 2,342 | 973 | 0 | - | 9,602 | - | - | - | - | 12,917 | 94,004 | 13,429 | 3,315 | 3,125 | 9,602 | 10,304 |
| 7/4/2020 | 0 | 2,874 | 1,178 | 0 | - | 11,813 | - | - | - | - | 15,865 | | | 4,052 | | 11,813 | |
| 7/5/2020 | 0 | 2,284 | 942 | 0 | - | 7,943 | - | - | - | - | 11,169 | | | 3,226 | | 7,943 | |
| 7/6/2020 | 0 | 2,487 | 1,183 | 0 | - | 9,401 | - | - | - | - | 13,071 | | | 3,670 | | 9,401 | |
| 7/7/2020 | 0 | 1,770 | 1,115 | 0 | - | 8,696 | - | - | - | - | 11,581 | | | 2,885 | | 8,696 | |
| 7/8/2020 | 0 | 1,595 | 920 | 30 | - | 11,001 | - | - | - | - | 13,546 | | | 2,545 | | 11,001 | |
| 7/9/2020 | 0 | 1,782 | 0 | 378 | - | 9,964 | - | - | - | - | 12,124 | | | 2,160 | | 9,964 | |
| 7/10/2020 | 0 | 2,057 | 186 | 387 | - | 9,214 | - | - | - | - | 11,844 | 89,200 | 12,743 | 2,630 | 3,024 | 9,214 | 9,719 |
| 7/11/2020 | 0 | 2,246 | 23 | 383 | - | 10,099 | - | - | - | - | 12,751 | | | 2,652 | | 10,099 | |
| 7/12/2020 | 0 | 2,071 | 10 | 394 | - | 10,285 | - | - | - | - | 12,760 | | | 2,475 | | 10,285 | |
| 7/13/2020 | 0 | 2,230 | 28 | 413 | - | 8,720 | - | - | - | - | 11,391 | | | 2,671 | | 8,720 | |
| 7/14/2020 | 0 | 2,226 | 2 | 365 | - | 9,004 | - | - | - | - | 11,597 | | | 2,593 | | 9,004 | |
| 7/15/2020 | 0 | 2,218 | 633 | 342 | - | 8,230 | - | - | - | - | 11,423 | | | 3,193 | | 8,230 | |
| 7/16/2020 | 0 | 2,330 | 6 | 333 | - | 7,840 | - | - | - | - | 10,509 | | | 2,669 | | 7,840 | |
| 7/17/2020 | 0 | 2,130 | 128 | 327 | - | 8,647 | - | - | - | - | 11,232 | 81,663 | 11,666 | 2,585 | 2,691 | 8,647 | 8,975 |
| 7/18/2020 | 0 | 2,029 | 223 | 316 | - | 9,121 | - | - | - | - | 11,689 | | | 2,568 | | 9,121 | |
| 7/19/2020 | 0 | 1,437 | 66 | 348 | - | 10,334 | - | - | - | - | 12,185 | | | 1,851 | | 10,334 | |
| 7/20/2020 | 0 | 1,074 | 39 | 355 | - | 9,638 | - | - | - | - | 11,106 | | | 1,468 | | 9,638 | |
| 7/21/2020 | 0 | 1,158 | 21 | 360 | - | 10,476 | - | - | - | - | 12,015 | | | 1,539 | | 10,476 | |
| 7/22/2020 | 0 | 1,178 | 18 | 386 | - | 9,931 | - | - | - | - | 11,513 | | | 1,582 | | 9,931 | |
| 7/23/2020 | 0 | 1,106 | 101 | 359 | - | 9,314 | - | - | - | - | 10,880 | | | 1,566 | | 9,314 | |
| 7/24/2020 | 0 | 1,204 | 0 | 365 | - | 10,559 | - | - | - | - | 12,128 | 81,516 | 11,645 | 1,569 | 1,735 | 10,559 | 9,910 |
| 7/25/2020 | 0 | 1,391 | 0 | 56 | - | 10,107 | - | - | - | - | 11,554 | | | 1,447 | | 10,107 | |
| 7/26/2020 | 0 | 1,391 | 0 | 56 | - | 10,107 | - | - | - | - | 11,554 | | | 1,447 | | 10,107 | |
| 7/27/2020 | 0 | 1,310 | 0 | 10 | - | 10,673 | - | - | - | - | 11,993 | | | 1,320 | | 10,673 | |
| 7/28/2020 | 0 | 1,280 | 0 | 11 | - | 8,114 | - | - | - | - | 9,405 | | | 1,291 | | 8,114 | |
| 7/29/2020 | 0 | 178 | 0 | 1 | - | 10,289 | - | - | - | - | 10,468 | | | 179 | | 10,289 | |
| 7/30/2020 | 0 | 41 | 39 | 1 | - | 9,460 | - | - | - | - | 9,541 | | | 81 | | 9,460 | |
| 7/31/2020 | 0 | 1,783 | 1,066 | 0 | - | 11,288 | - | - | - | - | 14,137 | 78,652 | 15,730 | 2,849 | 1,231 | 11,288 | 10,005 |

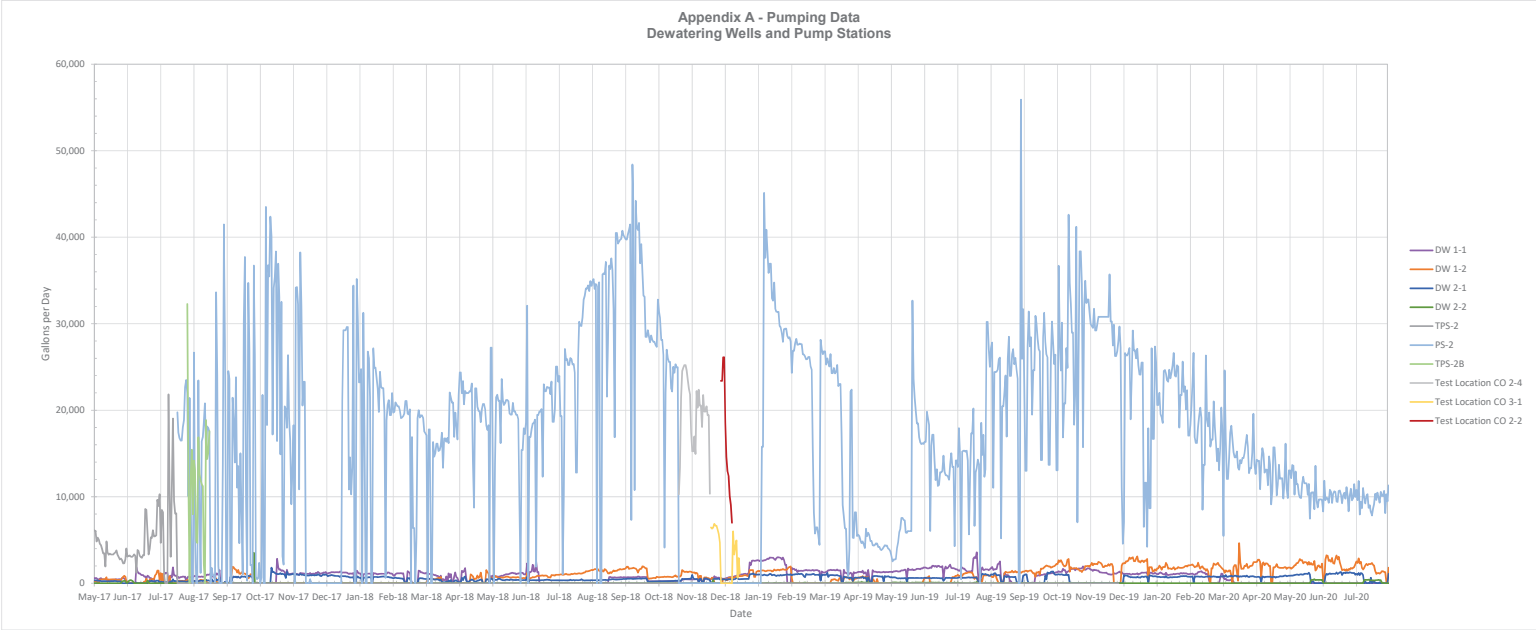
Appendix A - Pumping Data
Dewatering Wells and Pump Stations
Gallons per Day
60,000
50,000
40,000
30,000
20,000
10,000
0
May-17 Jun-17 Jul-17 Aug-17 Sep-17 Oct-17 Nov-17 Dec-17 Jan-18 Feb-18 Mar-18 Apr-18 May-18 Jun-18 Jul-18 Aug-18 Sep-18 Oct-18 Nov-18 Dec-18 Jan-19 Feb-19 Mar-19 Apr-19 May-19 Jun-19 Jul-19 Aug-19 Sep-19 Oct-19 Nov-19 Dec-19 Jan-20 Feb-20 Mar-20 Apr-20 May-20 Jun-20 Jul-20
Date
DW 1-1
DW 1-2
DW 2-1
DW 2-2
TPS-2
PS-2
TPS-2B
Test Location CO 2-4
Test Location CO 3-1
Test Location CO 2-2

Weekly Supplemental Leachate Pumping Data
Liquid Assessment Monitoring
Southeast County Landfill

| Week Ending | Condensate Traps (gal) | LFG Extraction Wells (gal) | Dewatering Wells (gal) | Pump Stations (gal) | Weekly Total (gal) | Daily Average (gpd) |
|---|---|---|---|---|---|---|
| 12/23/2016 | - | 4,296 | - | - | 4,296 | 1,074 |
| 12/30/2016 | - | 8,024 | - | - | 8,024 | 1,146 |
| 1/6/2017 | 2,518 | 7,614 | - | - | 10,132 | 1,447 |
| 1/13/2017 | 10,516 | 7,201 | - | - | 17,717 | 2,531 |
| 1/20/2017 | 15,952 | 9,104 | - | - | 25,056 | 3,579 |
| 1/27/2017 | 12,999 | 7,953 | - | - | 20,952 | 2,993 |
| 2/3/2017 | 13,991 | 8,072 | - | - | 22,063 | 3,152 |
| 2/10/2017 | 29,162 | 7,025 | - | - | 36,187 | 5,170 |
| 2/17/2017 | 64,513 | 8,404 | - | 2,000 | 74,917 | 10,702 |
| 2/24/2017 | 56,760 | 6,811 | - | 13,600 | 77,171 | 11,024 |
| 3/3/2017 | 16,376 | 5,872 | - | 14,600 | 36,848 | 5,264 |
| 3/10/2017 | 13,076 | 5,373 | - | 42,000 | 60,449 | 8,636 |
| 3/17/2017 | 14,365 | 5,969 | - | 84,000 | 104,334 | 14,905 |
| 3/24/2017 | 12,218 | 6,003 | - | 81,000 | 99,221 | 14,174 |
| 3/31/2017 | 9,808 | 5,199 | - | 63,000 | 78,007 | 11,144 |
| 4/7/2017 | 5,677 | 4,874 | - | 49,000 | 59,551 | 8,507 |
| 4/14/2017 | 3,292 | 5,685 | - | 42,000 | 50,977 | 7,282 |
| 4/21/2017 | 4,025 | 7,550 | - | 41,000 | 52,575 | 7,511 |
| 4/28/2017 | 3,529 | 6,954 | - | 34,600 | 45,083 | 6,440 |
| 5/5/2017 | 2,309 | 6,159 | - | 31,600 | 40,068 | 5,724 |
| 5/12/2017 | 1,279 | 5,845 | - | 27,000 | 34,124 | 4,875 |
| 5/19/2017 | 1,815 | 4,793 | 1,169 | 24,100 | 31,877 | 4,554 |
| 5/26/2017 | 2,168 | 5,792 | 7,374 | 34,140 | 49,474 | 7,068 |
| 6/2/2017 | 2,455 | 5,188 | 7,597 | 23,937 | 39,177 | 5,597 |
| 6/9/2017 | 2,900 | 4,639 | 7,551 | 24,033 | 39,123 | 5,589 |
| 6/16/2017 | 3,176 | 3,367 | 9,120 | 18,636 | 34,299 | 4,900 |
| 6/23/2017 | 2,587 | 4,111 | 2,063 | 22,735 | 31,496 | 4,499 |
| 6/30/2017 | 3,319 | 4,112 | 6,595 | 21,412 | 35,438 | 5,063 |
| 7/7/2017 | 2,369 | 4,303 | 7,156 | 35,711 | 49,539 | 7,077 |
| 7/14/2017 | 3,522 | 4,376 | 8,569 | 37,025 | 53,492 | 7,642 |
| 7/21/2017 | 3,272 | 8,131 | 8,059 | 51,131 | 70,593 | 10,085 |
| 7/28/2017 | 3,573 | 10,250 | 8,075 | 46,326 | 68,224 | 9,746 |
| 8/4/2017 [1] | 8,278 | 25,125 | 8,880 | 98,630 | 140,913 | 20,130 |
| 8/11/2017 | 6,541 | 64,449 | 7,701 | 170,324 | 249,015 | 35,574 |
| 8/18/2017 | 4,889 | 62,204 | 8,951 | 147,907 | 223,951 | 31,993 |
| 8/25/2017 | 4,852 | 62,896 | 9,397 | 139,376 | 216,521 | 30,932 |
| 9/1/2017 | 55,411 | 64,407 | 9,876 | 197,359 | 327,053 | 46,722 |
| 9/8/2017 | 62,183 | 75,863 | 9,912 | 132,878 | 280,836 | 40,119 |
| 9/15/2017 [2] | 21,344 | 15,941 | 2,485 | 171,276 | 211,046 | 30,149 |
| 9/22/2017 [2] | 21,062 | 24,538 | 7,088 | 152,090 | 204,778 | 29,254 |
| 9/29/2017 | 75,527 | 52,154 | 14,371 | 201,676 | 343,728 | 49,104 |
| 10/6/2017 | 60,611 | 57,347 | 12,037 | 285,947 | 415,942 | 59,420 |
| 10/13/2017 | 71,298 | 51,515 | 9,009 | 151,615 | 283,437 | 40,491 |
| 10/20/2017 [3] | 78,470 | 57,889 | 1 | 154,888 | 291,248 | 41,607 |
| 10/27/2017 | 77,877 | 25,324 | 3,082 | 344,539 | 450,822 | 64,403 |
| 11/3/2017 | 93,276 | 52,784 | 15,743 | 295,219 | 457,022 | 65,289 |

Weekly Supplemental Leachate Pumping Data
Liquid Assessment Monitoring
Southeast County Landfill

| Week Ending | Condensate Traps (gal) | LFG Extraction Wells (gal) | Dewatering Wells (gal) | Pump Stations (gal) | Weekly Total (gal) | Daily Average (gpd) |
|---|---|---|---|---|---|---|
| 11/10/2017 | 90,875 | 50,207 | 16,146 | 180,432 | 337,660 | 48,237 |
| 11/17/2017 | 96,443 | 53,486 | 14,756 | 177,071 | 341,756 | 48,822 |
| 11/24/2017 | 99,123 | 49,385 | 14,620 | 246,012 | 409,140 | 58,449 |
| 12/1/2017 [4] | 100,387 | 48,906 | 14,013 | 75,732 | 239,038 | 34,148 |
| 12/8/2017 [4,5] | 96,185 | 51,690 | 14,835 | 44,435 | 207,145 | 29,592 |
| 12/15/2017 [4] | 96,010 | 45,467 | 14,758 | 37,714 | 193,949 | 27,707 |
| 12/22/2017 [4] | 133,046 | 48,074 | 14,817 | 35,702 | 231,639 | 33,091 |
| 12/29/2017 [8] | 189,864 | 48,139 | 14,646 | 55,554 | 308,203 | 44,029 |
| 1/5/2018 [6] | 70,623 | 47,514 | 13,608 | 172,332 | 304,077 | 43,440 |
| 1/12/2018 [7] | 72,915 | 33,406 | 9,817 | 123,399 | 239,537 | 34,220 |
| 1/19/2018 [8] | 129,553 | 45,763 | 10,453 | 120,587 | 306,356 | 43,765 |
| 1/26/2018 [8] | 163,579 | 46,519 | 10,942 | 101,490 | 322,530 | 46,076 |
| 2/2/2018 | 147,769 | 45,646 | 12,672 | 163,034 | 369,121 | 52,732 |
| 2/9/2018 | 76,459 | 29,950 | 13,106 | 126,081 | 245,596 | 35,085 |
| 2/16/2018 | 44,660 | 18,088 | 11,610 | 141,977 | 216,335 | 30,905 |
| 2/23/2018 | 627 | 17,140 | 10,827 | 138,050 | 166,644 | 23,806 |
| 3/2/2018 | 1,125 | 22,122 | 6,227 | 118,247 | 147,721 | 21,103 |
| 3/9/2018 | 907 | 12,699 | 3,945 | 76,321 | 93,872 | 13,410 |
| 3/16/2018 | 884 | 22,354 | 12,456 | 109,885 | 145,579 | 20,797 |
| 3/23/2018 | 566 | 16,186 | 13,931 | 81,563 | 112,246 | 16,035 |
| 3/30/2018 | 1,037 | 2,959 | 9,899 | 109,604 | 123,499 | 17,643 |
| 4/6/2018 | 180 | 3,309 | 5,816 | 126,304 | 135,609 | 19,373 |
| 4/13/2018 | 288 | 5,539 | 5,056 | 135,041 | 145,924 | 20,846 |
| 4/20/2018 | 332 | 4,426 | 9,424 | 158,893 | 173,075 | 24,725 |
| 4/27/2018 | 1,211 | 8,176 | 5,154 | 134,289 | 148,830 | 21,261 |
| 5/4/2018 | 1,031 | 4,960 | 7,148 | 144,008 | 157,147 | 22,450 |
| 5/11/2018 | 603 | 811 | 5,227 | 115,756 | 122,397 | 17,485 |
| 5/18/2018 | 2,305 | 1,747 | 13,336 | 124,359 | 141,747 | 20,250 |
| 5/25/2018 | 4,339 | 5,693 | 13,481 | 144,579 | 168,092 | 24,013 |
| 6/1/2018 | 9,329 | 9,886 | 15,446 | 142,902 | 177,563 | 25,366 |
| 6/8/2018 | 1,978 | 8,266 | 15,229 | 106,707 | 132,180 | 18,883 |
| 6/15/2018 | 1,461 | 15,175 | 14,371 | 116,663 | 147,670 | 21,096 |
| 6/22/2018 | 617 | 6,684 | 18,438 | 109,495 | 135,234 | 19,319 |
| 6/29/2018 | 1,213 | 16,927 | 11,049 | 134,060 | 163,249 | 23,321 |
| 7/6/2018 | 7,730 | 9,852 | 8,253 | 157,507 | 183,342 | 26,192 |
| 7/13/2018 | 1,892 | 3,001 | 8,996 | 154,710 | 168,599 | 24,086 |
| 7/20/2018 | 1,842 | 7,682 | 9,410 | 128,666 | 147,600 | 21,086 |
| 7/27/2018 | 6,947 | 9,472 | 9,807 | 177,320 | 203,546 | 29,078 |
| 8/3/2018 | 5,607 | 7,034 | 10,418 | 172,092 | 195,151 | 27,879 |
| 8/10/2018 | 2,549 | 9,391 | 11,736 | 237,256 | 260,932 | 37,276 |
| 8/17/2018 | 1,991 | 9,891 | 13,521 | 207,336 | 232,739 | 33,248 |
| 8/24/2018 | 1,422 | 11,398 | 12,739 | 179,140 | 204,699 | 29,243 |
| 8/31/2018 | 5,520 | 6,968 | 15,341 | 227,801 | 255,630 | 36,519 |
| 9/7/2018 | 3,008 | 14,228 | 18,357 | 256,153 | 291,746 | 41,678 |
| 9/14/2018 | 3,785 | 13,662 | 20,324 | 281,725 | 319,496 | 45,642 |
| 9/21/2018 | 5,368 | 12,239 | 20,375 | 236,541 | 274,523 | 39,218 |

Weekly Supplemental Leachate Pumping Data
Liquid Assessment Monitoring
Southeast County Landfill

| Week Ending | Condensate Traps (gal) | LFG Extraction Wells (gal) | Dewatering Wells (gal) | Pump Stations (gal) | Weekly Total (gal) | Daily Average (gpd) |
|---|---|---|---|---|---|---|
| 9/28/2018 | 3,428 | 11,649 | 20,670 | 261,165 | 296,912 | 42,416 |
| 10/5/2018 | 3,903 | 8,919 | 10,694 | 199,384 | 222,900 | 31,843 |
| 10/12/2018 | 2,662 | 7,558 | 7,645 | 205,569 | 223,434 | 31,919 |
| 10/19/2018 | 2,711 | 6,374 | 8,363 | 161,748 | 179,196 | 25,599 |
| 10/26/2018[9] | 3,428 | 6,449 | 8,981 | 170,490 | 189,348 | 27,050 |
| 11/2/2018[9] | 5,730 | 6,087 | 11,535 | 144,398 | 167,750 | 23,964 |
| 11/9/2018[9] | 6,324 | 5,446 | 15,845 | 160,302 | 187,917 | 26,845 |
| 11/16/2018[9] | 6,280 | 4,922 | 13,691 | 127,290 | 152,183 | 21,740 |
| 11/23/2018[9] | 4,976 | 5,442 | 9,098 | 141,010 | 160,526 | 22,932 |
| 11/30/2018[10] | 4,454 | 4,775 | 9,669 | 75,217 | 94,115 | 13,445 |
| 12/7/2018[11] | 6,401 | 3,249 | 7,672 | 76,650 | 93,972 | 13,425 |
| 12/14/2018[11] | 8,990 | 3,593 | 10,649 | 120,753 | 143,985 | 20,569 |
| 12/21/2018 | 11,552 | 2,924 | 13,686 | 35,133 | 63,295 | 9,042 |
| 12/28/2018 | 6,555 | 2,866 | 16,500 | 57,320 | 83,241 | 11,892 |
| 1/4/2019 | 6,846 | 3,161 | 27,352 | 17,700 | 55,059 | 7,866 |
| 1/11/2019 | 6,863 | 2,867 | 33,798 | 0 | 43,528 | 6,218 |
| 1/18/2019 | 6,107 | 3,192 | 35,769 | 229,311 | 274,379 | 39,197 |
| 1/25/2019 | 4,145 | 3,565 | 37,225 | 237,384 | 282,319 | 40,331 |
| 2/1/2019 | 2,778 | 3,981 | 37,643 | 208,228 | 252,630 | 36,090 |
| 2/8/2019 | 1,684 | 3,876 | 23,839 | 196,423 | 225,822 | 32,260 |
| 2/15/2019 | 2,867 | 3,960 | 17,853 | 192,627 | 217,307 | 31,044 |
| 2/22/2019 | 3,138 | 4,070 | 17,109 | 186,207 | 210,524 | 30,075 |
| 3/1/2019 | 2,745 | 4,031 | 17,498 | 131,622 | 155,896 | 22,271 |
| 3/8/2019 | 2,124 | 4,405 | 15,140 | 104,506 | 126,175 | 18,025 |
| 3/15/2019 | 2,035 | 3,544 | 16,506 | 181,954 | 204,039 | 29,148 |
| 3/22/2019 | 1,766 | 3,064 | 19,759 | 170,182 | 194,771 | 27,824 |
| 3/29/2019[12] | 1,681 | 2,832 | 14,449 | 92,747 | 111,709 | 15,958 |
| 4/5/2019[12] | 1,677 | 2,764 | 15,420 | 61,503 | 81,364 | 11,623 |
| 4/12/2019[12] | 1,763 | 3,052 | 18,189 | 42,464 | 65,468 | 9,353 |
| 4/19/2019[12] | 1,566 | 2,577 | 15,876 | 36,520 | 56,539 | 8,077 |
| 4/26/2019[12] | 1,250 | 2,489 | 12,193 | 32,139 | 48,071 | 6,867 |
| 5/3/2019[12] | 1,802 | 2,608 | 13,902 | 28,684 | 46,996 | 6,714 |
| 5/10/2019[12] | 1,933 | 2,638 | 14,317 | 26,023 | 44,911 | 6,416 |
| 5/17/2019[12] | 1,856 | 2,455 | 14,400 | 29,262 | 47,973 | 6,853 |
| 5/24/2019[12] | 1,511 | 2,199 | 13,816 | 47,367 | 64,893 | 9,270 |
| 5/31/2019[12] | 1,597 | 2,189 | 15,510 | 115,654 | 134,950 | 19,279 |
| 6/7/2019 | 1,483 | 2,153 | 16,950 | 118,467 | 139,053 | 19,865 |
| 6/14/2019 | 1,533 | 1,995 | 20,413 | 111,813 | 135,754 | 19,393 |
| 6/21/2019 | 1,224 | 2,022 | 18,475 | 96,176 | 117,897 | 16,842 |
| 6/28/2019 | 1,235 | 1,067 | 15,619 | 91,188 | 109,109 | 15,587 |

Weekly Supplemental Leachate Pumping Data
Liquid Assessment Monitoring
Southeast County Landfill

| Week Ending | Condensate Traps (gal) | LFG Extraction Wells (gal) | Dewatering Wells (gal) | Pump Stations (gal) | Weekly Total (gal) | Daily Average (gpd) |
|---|---|---|---|---|---|---|
| 7/5/2019 | 1,541 | 1,773 | 19,870 | 84,321 | 107,505 | 15,358 |
| 7/12/2019 | 1,762 | 1,893 | 22,000 | 90,456 | 116,111 | 16,587 |
| 7/19/2019 | 2,132 | 2,033 | 23,129 | 93,177 | 120,471 | 17,210 |
| 7/26/2019 | 10,486 | 1,998 | 26,375 | 101,827 | 140,686 | 20,098 |
| 8/2/2019 | 1,765 | 5,681 | 16,444 | 89,786 | 113,676 | 16,239 |
| 8/9/2019[13] | 3,882 | 11,618 | 24,026 | 178,611 | 218,137 | 31,162 |
| 8/16/2019 | 7,603 | 23,057 | 21,264 | 155,189 | 207,113 | 29,588 |
| 8/23/2019 | 1,447 | 12,591 | 15,131 | 158,395 | 187,564 | 26,795 |
| 8/30/2019 | 2,350 | 19,510 | 14,161 | 177,540 | 213,561 | 30,509 |
| 9/6/2019 | 1,851 | 18,710 | 10,940 | 159,942 | 191,443 | 27,349 |
| 9/13/2019 | 2,022 | 12,778 | 12,224 | 160,173 | 187,197 | 26,742 |
| 9/20/2019 | 1,756 | 12,690 | 12,321 | 192,390 | 219,157 | 31,308 |
| 9/27/2019 | 1,876 | 14,077 | 22,539 | 168,601 | 207,093 | 29,585 |
| 10/4/2019 | 1,958 | 13,769 | 30,031 | 162,735 | 208,493 | 29,785 |
| 10/11/2019 | 2,009 | 12,560 | 33,370 | 162,305 | 210,244 | 30,035 |
| 10/18/2019 | 1,774 | 14,592 | 29,487 | 203,244 | 249,097 | 35,585 |
| 10/25/2019 | 3,214 | 26,700 | 23,382 | 171,910 | 225,206 | 32,172 |
| 11/1/2019 | 2,069 | 21,819 | 23,127 | 226,130 | 273,145 | 39,021 |
| 11/8/2019 | 2,267 | 21,091 | 26,041 | 217,827 | 267,226 | 38,175 |
| 11/15/2019 | 2,098 | 18,594 | 25,686 | 211,663 | 258,041 | 36,863 |
| 11/22/2019 | 1,471 | 20,938 | 21,984 | 220,452 | 264,845 | 37,835 |
| 11/29/2019 | 1,091 | 14,619 | 13,938 | 197,171 | 226,819 | 32,403 |
| 12/6/2019 | 834 | 20,377 | 19,092 | 134,217 | 174,520 | 24,931 |
| 12/13/2019 | 1,143 | 19,593 | 32,220 | 178,207 | 231,163 | 33,023 |
| 12/20/2019 | 1,240 | 16,607 | 30,768 | 180,345 | 228,960 | 32,709 |
| 12/27/2019 | 1,304 | 16,904 | 28,085 | 102,928 | 149,221 | 21,317 |
| 1/3/2020 | 1,574 | 7,632 | 25,347 | 130,719 | 165,272 | 23,610 |
| 1/10/2020 | 1,448 | 7,085 | 25,452 | 145,019 | 179,004 | 25,572 |
| 1/17/2020 | 1,354 | 4,369 | 25,070 | 168,349 | 199,142 | 28,449 |
| 1/24/2020 | 1,255 | 4,889 | 24,675 | 167,920 | 198,739 | 28,391 |
| 1/31/2020 | 1,310 | 6,371 | 26,673 | 156,407 | 190,761 | 27,252 |
| 2/7/2020 | 205 | 205 | 26,297 | 139,717 | 166,423 | 23,775 |
| 2/14/2020 | 826 | 232 | 27,738 | 117,692 | 146,488 | 20,927 |
| 2/21/2020 | 882 | 221 | 19,365 | 126,296 | 146,764 | 20,966 |
| 2/28/2020 | 1,002 | 288 | 19,862 | 118,310 | 139,462 | 19,923 |
| 3/6/2020 | 1,756 | 5,037 | 21,683 | 113,530 | 142,006 | 20,287 |
| 3/13/2020 | 1,572 | 4,637 | 16,168 | 105,823 | 128,200 | 18,314 |
| 3/20/2020 | 1,835 | 4,401 | 20,098 | 98,970 | 125,304 | 17,901 |
| 3/27/2020 | 1,752 | 4,187 | 18,729 | 105,840 | 130,508 | 18,644 |
| 4/3/2020 | 1,633 | 4,123 | 21,130 | 101,876 | 128,762 | 18,395 |
| 4/10/2020[14] | 1,417 | 3,755 | 19,880 | 96,550 | 121,602 | 17,372 |
| 4/17/2020 | 1,557 | 3,250 | 15,900 | 85,675 | 106,382 | 15,197 |
| 4/24/2020 | 908 | 2,521 | 18,352 | 92,152 | 113,933 | 16,276 |

Weekly Supplemental Leachate Pumping Data
Liquid Assessment Monitoring
Southeast County Landfill

| Week Ending | Condensate Traps (gal) | LFG Extraction Wells (gal) | Dewatering Wells (gal) | Pump Stations (gal) | Weekly Total (gal) | Daily Average (gpd) |
|---|---|---|---|---|---|---|
| 5/1/2020 | 4,385 | 3,102 | 18,295 | 82,638 | 108,420 | 15,489 |
| 5/8/2020 | 1,020 | 3,200 | 19,409 | 88,631 | 112,260 | 16,037 |
| 5/15/2020 | 1,012 | 3,200 | 24,569 | 76,827 | 105,608 | 15,087 |
| 5/22/2020 | 807 | 3,192 | 23,283 | 74,287 | 101,569 | 14,510 |
| 5/29/2020 | 936 | 2,877 | 17,229 | 71,069 | 92,111 | 13,159 |
| 6/5/2020 | 1,336 | 2,948 | 15,398 | 68,618 | 88,300 | 12,614 |
| 6/12/2020 | 2,889 | 4,318 | 25,922 | 70,732 | 103,861 | 14,837 |
| 6/19/2020 | 1,126 | 5,119 | 25,753 | 70,249 | 102,247 | 14,607 |
| 6/26/2020 | 1,071 | 4,205 | 19,332 | 69,999 | 94,607 | 13,515 |
| 7/3/2020 | 877 | 3,352 | 21,877 | 72,127 | 98,233 | 14,033 |
| 7/10/2020 | 1,234 | 2,734 | 0 | 68,032 | 72,000 | 10,286 |
| 7/17/2020 | 1,304 | 3,844 | 18,838 | 62,825 | 86,811 | 12,402 |
| 7/24/2020 | 1,156 | 3,864 | 12,143 | 69,373 | 86,536 | 12,362 |
| 7/31/2020 | 4,385 | 3,102 | 8,614 | 70,038 | 86,139 | 12,306 |
| Total | 2,833,401 | 2,149,020 | 1,672,539 | 16,585,823 | 23,240,783 | |

Notes

1. Installed suction line in Phase II header.
2. Pumps shut down during and following Hurricane Irma.
3. Dewatering wells shut down for maintenance 10/12/17 through 10/26/17.
4. PS-2 shut down for construction at cut-off trench from 11/27/17 through 12/28/17.
5. PS-2B shut down for construction at cut-off trench from 12/7/17 through 12/11/17.
6. PS-2B shut down to check liquid Levels in MP 2-2 and MP 2-3 from 12/28/17 through 1/5/18.
7. All supplemental dewatering pumps shut down for Phase II dye tracer test 1/9/18 and 1/10/18.
8. PS-2 shut down for maintenance 1/16, 1/19, 1/20, 1/24, and 1/25, 2018.
9. Evaluate TPS 2-4 10/29/2018 through 11/26/2018 and 12/24/2018 through 12/30/2018.
10. Evaluate TPS 3-1 11/27/2018 through 12/5/2018 and 12/17/2018 through 12/23/2018.
11. Evaluate TPS 2-2 12/6/2018 through 12/16/2018.
12. PS-2 pump moved from CO 2-1 to CO 2-3 from 3/25/2019 through 7/18/2019 during construction of pump station at CO 2-1.
13. Moved pump from EW-38 to HC-17.
14. Removed pump from HC-17.

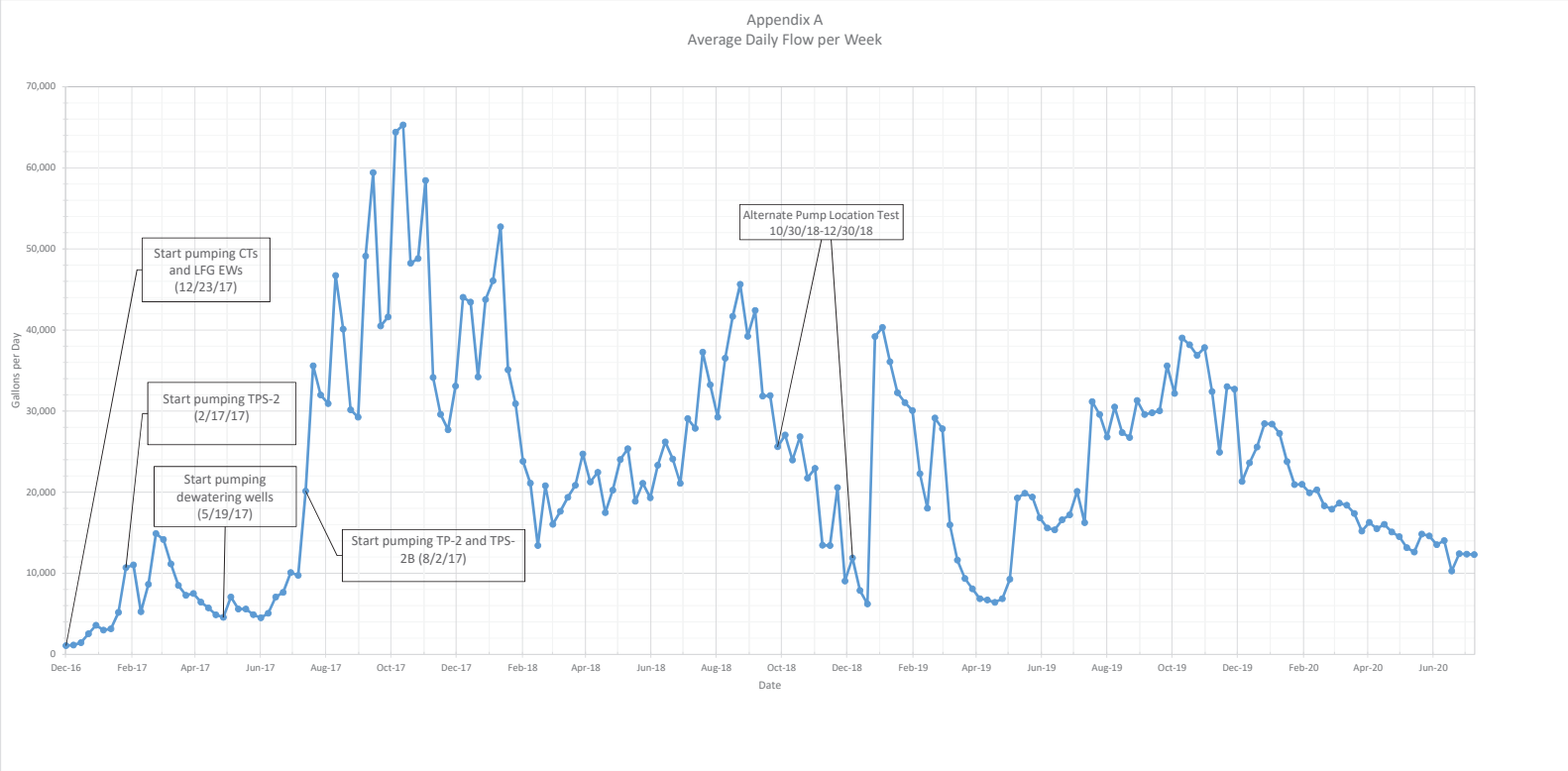
Appendix A
Average Daily Flow per Week
Gallons per Day
70,000
60,000
50,000
40,000
30,000
20,000
10,000
0
Dec-16
Feb-17
Apr-17
Jun-17
Aug-17
Oct-17
Dec-17
Feb-18
Apr-18
Jun-18
Aug-18
Oct-18
Dec-18
Feb-19
Apr-19
Jun-19
Aug-19
Oct-19
Dec-19
Feb-20
Apr-20
Jun-20
Date
Start pumping CTs and LFG EWs (12/23/17)
Start pumping TPS-2 (2/17/17)
Start pumping dewatering wells (5/19/17)
Start pumping TP-2 and TPS-2B (8/2/17)
Alternate Pump Location Test 10/30/18-12/30/18

# Appendix B
## Liquid Level Data

**Appendix B - Water Level Data**
**Liquid Assessment Monitoring**
**Southeast County Landfill**

| Phase | Monitoring Point | Date | Depth to water (ft tpvc) | Elevation Top PVC (NGVD) | Water Elevation (NGVD) | Top of Clay Elev (NGVD) | Liquid Depth Over Clay (ft) | Depth Change Previous Year (ft) |
|---|---|---|---|---|---|---|---|---|
| I | MP 1-4[1] | 7/12/19 | 11.3 | 136.2 | DRY | 123.1 | 0.0 | |
| | | 7/19/19 | 11.3 | | DRY | | 0.0 | |
| | | 7/26/19 | 11.3 | | DRY | | 0.0 | |
| | | 8/2/19 | 11.3 | | DRY | | 0.0 | |
| | | 8/9/19 | 11.3 | | DRY | | 0.0 | |
| | | 8/16/19 | 11.3 | | DRY | | 0.0 | |
| | | 8/23/19 | 11.3 | | DRY | | 0.0 | |
| | | 8/30/19 | 11.3 | | DRY | | 0.0 | |
| | | 9/6/2019 | 11.3 | | DRY | | 0.0 | |
| | | 9/13/2019 | 11.3 | | DRY | | 0.0 | |
| | | 9/20/2019 | 11.3 | | DRY | | 0.0 | |
| | | 9/27/2019 | 11.3 | | DRY | | 0.0 | |
| | | 10/4/19 | 11.3 | | DRY | | 0.0 | |
| | | 10/11/19 | 11.3 | | DRY | | 0.0 | |
| | | 10/18/2019 | 11.3 | | DRY | | 0.0 | |
| | | 10/25/19 | 11.3 | | DRY | | 0.0 | |
| | | 11/1/19 | 11.3 | | DRY | | 0.0 | |
| | | 11/8/2019 | 11.3 | | DRY | | 0.0 | |
| | | 11/15/2019 | 11.3 | | DRY | | 0.0 | |
| | | 11/22/2019 | 11.3 | | DRY | | 0.0 | |
| | | 11/29/19 | 11.3 | | DRY | | 0.0 | |
| | | 12/6/2019 | 11.3 | | DRY | | 0.0 | |
| | | 12/13/2019 | 11.3 | | DRY | | 0.0 | |
| | | 12/20/2019 | 11.3 | | DRY | | 0.0 | |
| | | 12/27/19 | 11.3 | | DRY | | 0.0 | |
| | | 1/3/2020 | 11.3 | | DRY | | 0.0 | |
| | | 1/10/2020 | 11.3 | | DRY | | 0.0 | |
| | | 1/17/2020 | 11.3 | | DRY | | 0.0 | |
| | | 1/24/2020 | 11.3 | | DRY | | 0.0 | |
| | | 1/31/2020 | 11.3 | | DRY | | 0.0 | |
| | | 2/7/2020 | 11.3 | | DRY | | 0.0 | |
| | | 2/14/2020 | 11.3 | | DRY | | 0.0 | |
| | | 2/21/2020 | 11.3 | | DRY | | 0.0 | |
| | | 2/28/2020 | 11.3 | | DRY | | 0.0 | |
| | | 3/6/2020 | 11.3 | | DRY | | 0.0 | |
| | | 3/13/2020 | 11.3 | | DRY | | 0.0 | |
| | | 3/20/2020 | 11.3 | | DRY | | 0.0 | |
| | | 3/27/2020 | 11.3 | | DRY | | 0.0 | |
| | | 4/3/2020 | 11.3 | | DRY | | 0.0 | |
| | | 4/10/2020 | 11.3 | | DRY | | 0.0 | |
| | | 4/17/2020 | 11.3 | | DRY | | 0.0 | |
| | | 4/24/2020 | 11.3 | | DRY | | 0.0 | |
| | | 5/1/2020 | 11.3 | | DRY | | 0.0 | |
| | | 5/8/2020 | 11.3 | | DRY | | 0.0 | |
| | | 5/15/2020 | 11.3 | | DRY | | 0.0 | |
| | | 5/22/2020 | 11.3 | | DRY | | 0.0 | |
| | | 5/29/2020 | 11.3 | | DRY | | 0.0 | |
| | | 6/5/2020 | 11.3 | | DRY | | 0.0 | |
| | | 6/12/2020 | 11.3 | | DRY | | 0.0 | |
| | | 6/19/2020 | 11.3 | | DRY | | 0.0 | |
| | | 6/26/2020 | 11.3 | | DRY | | 0.0 | |
| | | 7/3/2020 | 11.3 | | DRY | | 0.0 | |
| | | 7/10/2020 | 11.3 | | DRY | | 0.0 | |
| | | 7/17/2020 | 11.3 | | DRY | | 0.0 | |
| | | 7/24/2020 | 11.3 | | DRY | | 0.0 | |
| | | 7/31/2020 | 11.3 | | DRY | | 0.0 | |

**Appendix B - Water Level Data**
**Liquid Assessment Monitoring**
**Southeast County Landfill**

| Phase | Monitoring Point | Date | Depth to water (ft tpvc) | Elevation Top PVC (NGVD) | Water Elevation (NGVD) | Top of Clay Elev (NGVD) | Liquid Depth Over Clay (ft) | Depth Change Previous Year (ft) |
|---|---|---|---|---|---|---|---|---|
| II | MP 2-2 [1] | 7/21/2017 | 14.5 | 136.85 | 122.4 | 121.5 | 0.9 | |
| | | 7/28/2017 | 14.1 | top HDPE | 122.8 | | 1.3 | |
| | | 8/4/2017 | 13.7 | | 123.2 | | 1.7 | |
| | | 8/11/2017 | 12.8 | See Note 2 | 124.1 | | 2.6 | |
| | | 8/18/2017 | 13.6 | | 123.3 | | 1.8 | |
| | | 8/25/2017 | 13.7 | | 123.2 | | 1.7 | |
| | | 9/1/2017 | 13.4 | | 123.5 | | 2.0 | |
| | | 9/8/2017 | 13.1 | | 123.8 | | 2.3 | |
| | | 9/15/2017 | 12.8 | | 124.1 | | 2.6 | |
| | | 9/22/2017 | 12.8 | | 124.1 | | 2.6 | |
| | | 9/29/2017 | 12.7 | | 124.2 | | 2.7 | |
| | | 10/6/2017 | 13.1 | | 123.8 | | 2.3 | |
| | | 10/13/2017 | 13.1 | | 123.8 | | 2.3 | |
| | | 10/20/2017 | 15.2 | | 121.7 | | 0.2 | |
| | | 10/27/2017 | 14.7 | | 122.2 | | 0.7 | |
| | | 11/3/2017 | 14.5 | | 122.4 | | 0.9 | |
| | | 11/10/2017 | 13.8 | | 123.1 | | 1.6 | |
| | | 11/17/2017 | 13.8 | | 123.1 | | 1.6 | |
| | | 11/24/2017 | 13.9 | | 123.0 | | 1.5 | |
| | | 12/1/2017 | 15.2 | | 121.7 | | 0.2 | |
| | | 12/8/2017 | 14.2 | | 122.7 | See Note 3 | 1.2 | |
| | | 12/15/2017 | 15.0 | | 121.9 | | 0.4 | |
| | | 12/22/2017 | 15.2 | | 121.7 | | 0.2 | |
| | | 12/29/2017 | 14.3 | | 122.6 | | 1.1 | |
| | | 1/5/2018 | 14.0 | | 122.9 | | 1.4 | |
| | | 1/12/2018 | 13.8 | | 123.1 | | 1.6 | |
| | | 1/19/2018 | 14.0 | | 122.9 | | 1.4 | |
| | | 1/26/2018 | 13.9 | | 123.0 | | 1.5 | |
| | | 2/2/2018 | 13.9 | | 123.0 | | 1.5 | |
| | | 2/9/2018 | 13.9 | | 123.0 | | 1.5 | |
| | | 2/16/2018 | 13.9 | | 123.0 | | 1.5 | |
| | | 2/23/2018 | 13.9 | | 123.0 | | 1.5 | |
| | | 3/2/2018 | 13.9 | | 123.0 | | 1.5 | |
| | | 3/9/2018 | 13.9 | | 123.0 | | 1.5 | |
| | | 3/16/2018 | 13.9 | | 123.0 | | 1.5 | |
| | | 3/23/2018 | 14.0 | | 122.9 | | 1.4 | |
| | | 3/30/2018 | 13.9 | | 123.0 | | 1.5 | |
| | | 4/6/2018 | 13.9 | | 123.0 | | 1.5 | |
| | | 4/13/2018 | 13.9 | | 123.0 | | 1.5 | |
| | | 4/20/2018 | 14.0 | | 122.9 | | 1.4 | |
| | | 4/27/2018 | 14.0 | | 122.9 | | 1.4 | |
| | | 5/4/2018 | 14.0 | | 122.9 | | 1.4 | |
| | | 5/11/2018 | 14.0 | | 122.9 | | 1.4 | |
| | | 5/18/2018 | 14.0 | | 122.9 | | 1.4 | |
| | | 5/25/2018 | 14.0 | | 122.9 | | 1.4 | |
| | | 6/1/2018 | 14.0 | | 122.9 | | 1.4 | |
| | | 6/8/2018 | 14.0 | | 122.9 | | 1.4 | |
| | | 6/15/2018 | 14.0 | | 122.9 | | 1.4 | |
| | | 6/22/2018 | 14.0 | | 122.9 | | 1.4 | |
| | | 6/29/2018 | 14.0 | | 122.9 | | 1.4 | |
| | | 7/6/2018 | 14.0 | | 122.9 | | 1.4 | |
| | | 7/13/2018 | 14.0 | | 122.9 | | 1.4 | |
| | | 7/20/2018 | 14.0 | | 122.9 | | 1.4 | 0.5 |
| | | 7/27/2018 | 13.9 | | 123.0 | | 1.5 | 0.2 |
| | | 8/3/2018 | 13.9 | | 123.0 | | 1.5 | -0.2 |
| | | 8/10/2018 | 13.9 | | 123.0 | | 1.5 | -1.1 |
| | | 8/17/2018 | 13.8 | | 123.1 | | 1.6 | -0.2 |
| | | 8/24/2018 | 13.8 | | 123.1 | | 1.6 | -0.1 |
| | | 8/31/2018 | 13.8 | | 123.1 | | 1.6 | -0.4 |
| | | 9/7/2018 | 13.8 | | 123.1 | | 1.6 | -0.7 |
| | | 9/14/2018 | 13.8 | | 123.1 | | 1.6 | -1.0 |
| | | 9/21/2018 | 13.8 | | 123.1 | | 1.6 | -1.0 |
| | | 9/28/2018 | 13.8 | | 123.1 | | 1.6 | -1.1 |

**Appendix B - Water Level Data**
**Liquid Assessment Monitoring**
**Southeast County Landfill**

| Phase | Monitoring Point | Date | Depth to water (ft tpvc) | Elevation Top PVC (NGVD) | Water Elevation (NGVD) | Top of Clay Elev (NGVD) | Liquid Depth Over Clay (ft) | Depth Change Previous Year (ft) |
|---|---|---|---|---|---|---|---|---|
| | | 10/5/2018 | 13.8 | | 123.1 | | 1.6 | -0.7 |
| | | 10/12/2018 | 13.8 | | 123.1 | | 1.6 | -0.7 |
| | | 10/19/2018 | 13.8 | | 123.1 | | 1.6 | 1.4 |
| | | 10/26/2018 | 13.8 | | 123.1 | | 1.6 | 0.9 |
| | | 11/2/2018 | 13.8 | | 123.1 | | 1.6 | 0.7 |
| | | 11/9/2018 | 13.7 | | 123.2 | | 1.7 | 0.1 |
| | | 11/16/2018 | 13.8 | | 123.1 | | 1.6 | 0.0 |
| | | 11/23/2018 | 13.5 | | 123.4 | See Note 4 | 1.9 | 0.4 |
| | | 11/30/2018 | 13.6 | | 123.3 | | 1.8 | 1.6 |
| | | 12/7/2018 | 15.0 | | 121.9 | | 0.4 | -0.8 |
| | | 12/14/2018 | 15.2 | | 121.7 | | 0.2 | -0.2 |
| | | 12/21/2018 | 13.6 | | 123.3 | | 1.8 | 1.6 |
| | | 12/28/2018 | 13.6 | | 123.3 | | 1.8 | 0.7 |
| | | 1/4/2019 | 13.4 | | 123.5 | | 2.0 | 0.6 |
| | | 1/11/2019 | 13.3 | | 123.6 | | 2.1 | 0.5 |
| | | 1/18/2019 | 13.9 | | 123.0 | | 1.5 | 0.1 |
| | | 1/25/2019 | 13.9 | | 123.0 | | 1.5 | 0.0 |
| | | 2/1/2019 | 13.9 | | 123.0 | | 1.5 | 0.0 |
| | | 2/8/2019 | 13.9 | | 123.0 | | 1.5 | 0.0 |
| | | 2/15/2019 | 13.9 | | 123.0 | | 1.5 | 0.0 |
| | | 2/22/2019 | 13.9 | | 123.0 | | 1.5 | 0.0 |
| | | 3/1/2019 | 14.2 | | 122.7 | | 1.2 | -0.3 |
| | | 3/8/2019 | 13.9 | | 123.0 | | 1.5 | 0.0 |
| | | 3/15/2019 | 13.9 | | 123.0 | | 1.5 | 0.0 |
| | | 3/22/2019 | 13.9 | | 123.0 | | 1.5 | 0.1 |
| | | 3/29/2019 | 14.5 | | 122.4 | | 0.9 | -0.6 |
| | | 4/5/2019 | 14.1 | | 122.8 | | 1.3 | -0.2 |
| | | 4/12/2019 | 14.5 | | 122.4 | | 0.9 | -0.6 |
| | | 4/19/2019 | 14.6 | | 122.3 | | 0.8 | -0.6 |
| | | 4/26/2019 | 14.6 | | 122.3 | | 0.8 | -0.6 |
| | | 5/2/2019 | 14.6 | | 122.3 | | 0.8 | -0.6 |
| | | 5/10/2019 | | See Note 5 | | | | |
| II | MP 2-2 [1] | 5/17/2019 | 14.4 | 137.02 | 122.6 | | 1.2 | -0.2 |
| | | 5/24/2019 | 14.3 | | 122.7 | | 1.3 | -0.1 |
| | | 5/31/2019 | 14.0 | | 123.0 | | 1.6 | 0.2 |
| | | 6/7/2019 | 13.9 | | 123.1 | | 1.7 | 0.3 |
| | | 6/14/2019 | 14.0 | | 123.0 | | 1.6 | 0.2 |
| | | 6/21/2019 | 14.0 | | 123.0 | | 1.6 | 0.2 |
| | | 6/28/2019 | 14.0 | | 123.0 | | 1.6 | 0.2 |
| | | 7/5/2019 | 14.0 | | 123.0 | | 1.6 | 0.2 |
| | | 7/12/2019 | 14.0 | | 123.0 | | 1.6 | 0.2 |
| | | 7/19/2019 | 14.0 | | 123.0 | | 1.6 | 0.2 |
| | | 7/26/2019 | 14.0 | | 123.0 | | 1.6 | 0.1 |
| | | 8/2/2019 | 13.9 | | 123.1 | | 1.7 | 0.2 |
| | | 8/9/2019 | 13.9 | | 123.1 | | 1.7 | 0.2 |
| | | 8/16/2019 | 13.9 | | 123.1 | | 1.7 | 0.1 |
| | | 8/23/2019 | 13.9 | | 123.1 | | 1.7 | 0.0 |
| | | 8/30/2019 | 13.8 | | 123.2 | | 1.8 | 0.2 |
| | | 9/6/2019 | 13.8 | | 123.2 | | 1.8 | 0.2 |
| | | 9/13/2019 | 13.8 | | 123.2 | | 1.8 | 0.2 |
| | | 9/20/2019 | 13.9 | | 123.1 | | 1.7 | 0.1 |
| | | 9/27/2019 | 13.8 | | 123.2 | | 1.8 | 0.2 |
| | | 10/4/2019 | 13.8 | | 123.2 | | 1.8 | 0.2 |
| | | 10/11/2019 | 13.8 | | 123.2 | | 1.8 | 0.2 |
| | | 10/18/2019 | 13.8 | | 123.2 | | 1.8 | 0.1 |
| | | 10/25/2019 | 13.8 | | 123.2 | | 1.8 | 0.1 |
| | | 11/1/2019 | 13.8 | | 123.2 | | 1.8 | 0.1 |
| | | 11/8/2019 | 13.8 | | 123.2 | | 1.8 | 0.1 |
| | | 11/15/2019 | 13.7 | | 123.3 | | 1.9 | 0.3 |
| | | 11/22/2019 | 13.8 | | 123.2 | | 1.8 | -0.1 |
| | | 11/29/2019 | 13.8 | | 123.2 | | 1.8 | 0.0 |
| | | 12/6/2019 | 13.8 | | 123.2 | | 1.8 | 1.4 |
| | | 12/13/2019 | 13.8 | | 123.2 | | 1.8 | 1.6 |
| | | 12/20/2019 | 13.8 | | 123.2 | | 1.8 | 0.0 |
| | | 12/27/2019 | 13.8 | | 123.2 | | 1.8 | 0.0 |

**Appendix B - Water Level Data**
**Liquid Assessment Monitoring**
**Southeast County Landfill**

| Phase | Monitoring Point | Date | Depth to water (ft tpvc) | Elevation Top PVC (NGVD) | Water Elevation (NGVD) | Top of Clay Elev (NGVD) | Liquid Depth Over Clay (ft) | Depth Change Previous Year (ft) |
|---|---|---|---|---|---|---|---|---|
| II | MP 2-2 [1] | 1/3/2020 | 13.8 | | 123.2 | | 1.8 | -0.2 |
| | | 1/10/2020 | 13.8 | | 123.2 | | 1.8 | -0.3 |
| | | 1/17/2020 | 13.8 | | 123.2 | | 1.8 | 0.3 |
| | | 1/24/2020 | 13.8 | | 123.2 | | 1.8 | 0.3 |
| | | 1/31/2020 | 13.9 | | 123.1 | | 1.7 | 0.2 |
| | | 2/7/2020 | 13.9 | | 123.1 | | 1.7 | 0.2 |
| | | 2/14/2020 | 13.9 | | 123.1 | | 1.7 | 0.2 |
| | | 2/21/2020 | 13.9 | | 123.1 | | 1.7 | 0.2 |
| | | 2/28/2020 | 13.9 | | 123.1 | | 1.7 | 0.5 |
| | | 3/6/2020 | 13.9 | | 123.1 | | 1.7 | 0.2 |
| | | 3/13/2020 | 13.9 | | 123.1 | | 1.7 | 0.2 |
| | | 3/20/2020 | 13.9 | | 123.1 | | 1.7 | 0.2 |
| | | 3/27/2020 | 13.8 | | 123.2 | | 1.8 | 0.9 |
| | | 4/3/2020 | 13.8 | | 123.2 | | 1.8 | 0.5 |
| | | 4/10/2020 | 13.9 | | 123.1 | | 1.7 | 0.8 |
| | | 4/17/2020 | 13.9 | | 123.1 | | 1.7 | 0.9 |
| | | 4/24/2020 | 13.9 | | 123.1 | | 1.7 | 0.9 |
| | | 5/1/2020 | 13.9 | | 123.1 | | 1.7 | 0.9 |
| | | 5/8/2020 | 13.9 | | 123.1 | | 1.7 | 1.7 |
| | | 5/15/2020 | 13.9 | | 123.1 | | 1.7 | 0.5 |
| | | 5/22/2020 | 13.9 | | 123.1 | | 1.7 | 0.4 |
| | | 5/29/2020 | 13.9 | | 123.1 | | 1.7 | 0.1 |
| | | 6/5/2020 | 13.9 | | 123.1 | | 1.7 | 0.0 |
| | | 6/12/2020 | 13.9 | | 123.1 | | 1.7 | 0.1 |
| | | 6/19/2020 | 13.9 | | 123.1 | | 1.7 | 0.1 |
| | | 6/26/2020 | 13.9 | | 123.1 | | 1.7 | 0.1 |
| | | 7/3/2020 | 13.9 | | 123.1 | | 1.7 | 0.1 |
| | | 7/10/2020 | 13.9 | | 123.1 | | 1.7 | 0.1 |
| | | 7/17/2020 | 13.9 | | 123.1 | | 1.7 | 0.1 |
| | | 7/24/2020 | 13.9 | | 123.1 | | 1.7 | 0.1 |
| | | 7/31/2020 | 13.9 | | 123.1 | | 1.7 | 0.0 |

**Appendix B - Water Level Data**
**Liquid Assessment Monitoring**
**Southeast County Landfill**

| Phase | Monitoring Point | Date | Depth to water (ft tpvc) | Elevation Top PVC (NGVD) | Water Elevation (NGVD) | Top of Clay Elev (NGVD) | Liquid Depth Over Clay (ft) | Depth Change Previous Year (ft) |
|---|---|---|---|---|---|---|---|---|
| II | MP 2-3 [1] | 7/21/2017 | 15.0 | 141.05 | DRY | 122.4 | DRY | |
| | | 7/28/2017 | 15.0 | top HDPE | DRY | See Note 6 | DRY | |
| | | 8/4/2017 | 15.0 | | DRY | | DRY | |
| | | 8/11/2017 | 15.0 | | DRY | | DRY | |
| | | 8/18/2017 | 15.0 | | DRY | | DRY | |
| | | 8/25/2017 | 15.0 | | DRY | | DRY | |
| | | 9/1/2017 | 15.0 | | DRY | | DRY | |
| | | 9/8/2017 | 15.0 | | DRY | | DRY | |
| | | 9/15/2017 | 15.0 | | DRY | | DRY | |
| | | 9/22/2017 | 15.0 | | DRY | | DRY | |
| | | 9/29/2017 | 15.0 | | DRY | | DRY | |
| | | 10/6/2017 | 15.0 | | DRY | | DRY | |
| | | 10/13/2017 | 15.0 | | DRY | | DRY | |
| | | 10/20/2017 | 15.0 | | DRY | | DRY | |
| | | 10/27/2017 | 15.0 | | DRY | | DRY | |
| | | 11/3/2017 | 15.0 | | DRY | | DRY | |
| | | 11/10/2017 | 15.0 | | DRY | | DRY | |
| | | 11/17/2017 | 15.0 | | DRY | | DRY | |
| | | 11/24/2017 | 15.0 | | DRY | | DRY | |
| | | 12/1/2017 | - | | DRY | See Note 7 | DRY | |
| | | 12/8/2017 | 19.4 | 142.2 | 122.8 | | 0.4 | |
| | | 12/15/2017 | 19.6 | | 122.6 | | 0.2 | |
| | | 12/22/2017 | 19.4 | | 122.8 | | 0.4 | |
| | | 12/29/2017 | 19.5 | | 122.7 | | 0.3 | |
| | | 1/5/2018 | 19.1 | | 123.1 | | 0.7 | |
| | | 1/12/2018 | 19.0 | | 123.2 | | 0.8 | |
| | | 1/19/2018 | 19.1 | | 123.1 | | 0.7 | |
| | | 1/26/2018 | 19.1 | | 123.1 | | 0.7 | |
| | | 2/2/2018 | 19.1 | | 123.1 | | 0.7 | |
| | | 2/9/2018 | 19.1 | | 123.1 | | 0.7 | |
| | | 2/16/2018 | 19.1 | | 123.1 | | 0.7 | |
| | | 2/23/2018 | 19.3 | | 122.9 | | 0.5 | |
| | | 3/2/2018 | 19.1 | | 123.1 | | 0.7 | |
| | | 3/9/2018 | 19.1 | | 123.1 | | 0.7 | |
| | | 3/16/2018 | 19.1 | | 123.1 | | 0.7 | |
| | | 3/23/2018 | 19.2 | | 123.0 | | 0.6 | |
| | | 3/30/2018 | 19.1 | | 123.1 | | 0.7 | |
| | | 4/6/2018 | 19.1 | | 123.1 | | 0.7 | |
| | | 4/13/2018 | 19.0 | | 123.2 | | 0.8 | |
| | | 4/20/2018 | 19.2 | | 123.0 | | 0.6 | |
| | | 4/27/2018 | 19.2 | | 123.0 | | 0.6 | |
| | | 5/4/2018 | 19.2 | | 123.0 | | 0.6 | |
| | | 5/11/2018 | 19.2 | | 123.0 | | 0.6 | |
| | | 5/18/2018 | 19.1 | | 123.1 | | 0.7 | |
| | | 5/25/2018 | 19.1 | | 123.1 | | 0.7 | |
| | | 6/1/2018 | 19.1 | | 123.1 | | 0.7 | |
| | | 6/8/2018 | 19.1 | | 123.1 | | 0.7 | |
| | | 6/15/2018 | 19.1 | | 123.1 | | 0.7 | |
| | | 6/22/2018 | 19.1 | | 123.1 | | 0.7 | |
| | | 6/29/2018 | 19.1 | | 123.1 | | 0.7 | |
| | | 7/6/2018 | 19.1 | | 123.1 | | 0.7 | |
| | | 7/13/2018 | 19.1 | | 123.1 | | 0.7 | |
| | | 7/20/2018 | 19.1 | | 123.1 | | 0.7 | 0.7 |
| | | 7/27/2018 | 19.2 | | 123.0 | | 0.6 | 0.6 |
| | | 8/3/2018 | 19.1 | | 123.1 | | 0.7 | 0.7 |
| | | 8/10/2018 | 19.1 | | 123.1 | | 0.7 | 0.7 |
| | | 8/17/2018 | 19.0 | | 123.2 | | 0.8 | 0.8 |
| | | 8/24/2018 | 19.0 | | 123.2 | | 0.8 | 0.8 |
| | | 8/31/2018 | 19.0 | | 123.2 | | 0.8 | 0.8 |
| | | 9/7/2018 | 19.0 | | 123.3 | | 0.9 | 0.9 |

**Appendix B - Water Level Data**
**Liquid Assessment Monitoring**
**Southeast County Landfill**

| Phase | Monitoring Point | Date | Depth to water (ft tpvc) | Elevation Top PVC (NGVD) | Water Elevation (NGVD) | Top of Clay Elev (NGVD) | Liquid Depth Over Clay (ft) | Depth Change Previous Year (ft) |
|---|---|---|---|---|---|---|---|---|
| II | MP 2-3 [1] | 9/14/2018 | 19.0 | | 123.2 | | 0.8 | 0.8 |
| | | 9/21/2018 | 19.0 | | 123.2 | | 0.8 | 0.8 |
| | | 9/28/2018 | 19.0 | | 123.2 | | 0.8 | 0.8 |
| | | 10/5/2018 | 19.0 | | 123.2 | | 0.8 | 0.8 |
| | | 10/12/2018 | 19.0 | | 123.2 | | 0.8 | 0.8 |
| | | 10/19/2018 | 19.0 | | 123.3 | | 0.9 | 0.9 |
| | | 10/26/2018 | 19.0 | | 123.3 | | 0.9 | 0.9 |
| | | 11/2/2018 | 19.0 | | 123.2 | | 0.8 | 0.8 |
| | | 11/9/2018 | 18.8 | | 123.4 | | 1.0 | 1.0 |
| | | 11/16/2018 | 18.8 | | 123.4 | | 1.0 | 1.0 |
| | | 11/23/2018 | 18.7 | | 123.5 | See Note 4 | 1.1 | 1.1 |
| | | 11/30/2018 | 18.8 | | 123.4 | | 1.0 | 1.0 |
| | | 12/7/2018 | 19.4 | | 122.8 | | 0.4 | 0.4 |
| | | 12/14/2018 | 19.5 | | 122.7 | | 0.3 | 0.3 |
| | | 12/21/2018 | 18.8 | | 123.4 | | 1.0 | 1.0 |
| | | 12/28/2018 | 18.8 | | 123.4 | | 1.0 | 1.0 |
| | | 1/4/2019 | 18.6 | | 123.6 | | 1.2 | 1.2 |
| | | 1/11/2019 | 18.5 | | 123.7 | | 1.3 | 1.3 |
| | | 1/18/2019 | 19.1 | | 123.1 | | 0.7 | 0.7 |
| | | 1/25/2019 | 19.0 | | 123.2 | | 0.8 | 0.8 |
| | | 2/1/2019 | 19.1 | | 123.1 | | 0.7 | 0.7 |
| | | 2/8/2019 | 19.1 | | 123.1 | | 0.7 | 0.7 |
| | | 2/15/2019 | 19.1 | | 123.1 | | 0.7 | 0.7 |
| | | 2/22/2019 | 19.1 | | 123.1 | | 0.7 | 0.7 |
| | | 3/1/2019 | 19.5 | | 122.7 | | 0.3 | 0.3 |
| | | 3/8/2019 | 19.1 | | 123.1 | | 0.7 | 0.7 |
| | | 3/15/2019 | 19.1 | | 123.1 | | 0.7 | 0.7 |
| | | 3/22/2019 | 19.1 | | 123.1 | | 0.7 | 0.7 |
| | | 3/29/2019 | 19.6 | | 122.6 | | 0.2 | 0.2 |
| | | 4/5/2019 | 19.2 | | 123.0 | | 0.6 | 0.6 |
| | | 4/12/2019 | 19.4 | | 122.8 | | 0.4 | 0.4 |
| | | 4/19/2019 | 19.5 | | 122.7 | | 0.3 | 0.3 |
| | | 4/26/2019 | 19.6 | | 122.6 | | 0.2 | 0.2 |
| | | 5/3/2019 | 19.6 | | 122.6 | | 0.2 | 0.2 |
| | | 5/10/2019 | 19.6 | See Note 5 | 122.6 | | 0.2 | 0.2 |
| | | 5/17/2019 | 19.5 | | 122.7 | | 0.3 | 0.3 |
| | | 5/24/2019 | 19.6 | | 122.6 | | 0.2 | 0.2 |
| | | 5/31/2019 | 19.2 | | 123.0 | | 0.6 | 0.6 |
| | | 6/7/2019 | 19.1 | | 123.1 | | 0.7 | 0.7 |
| | | 6/14/2019 | 19.1 | | 123.1 | | 0.7 | 0.7 |
| | | 6/21/2019 | 19.0 | | 123.2 | | 0.8 | 0.8 |
| | | 6/28/2019 | 19.1 | | 123.1 | | 0.7 | 0.7 |
| | | 7/5/2019 | 19.1 | | 123.1 | | 0.7 | 0.7 |
| | | 7/12/2019 | 19.1 | | 123.1 | | 0.7 | 0.7 |
| | | 7/19/2019 | 19.1 | | 123.1 | | 0.7 | 0.7 |
| | | 7/26/2019 | 19.1 | | 123.1 | | 0.7 | 0.7 |
| | | 8/2/2019 | 19.1 | | 123.1 | | 0.7 | 0.7 |
| | | 8/9/2019 | 19.1 | | 123.1 | | 0.7 | 0.7 |
| | | 8/16/2019 | 18.9 | | 123.3 | | 0.9 | 0.9 |
| | | 8/23/2019 | 19.0 | | 123.2 | | 0.8 | 0.8 |
| | | 8/30/2019 | 19.1 | | 123.1 | | 0.7 | 0.7 |
| | | 9/6/2019 | 18.8 | | 123.4 | | 1.0 | 1.0 |
| | | 9/13/2019 | 19.0 | | 123.2 | | 0.8 | 0.8 |
| | | 9/20/2019 | 18.9 | | 123.3 | | 0.9 | 0.9 |
| | | 9/27/2019 | 18.8 | | 123.4 | | 1.0 | 1.0 |
| | | 10/4/2019 | 19.1 | | 123.1 | | 0.7 | 0.7 |
| | | 10/11/2019 | 18.8 | | 123.4 | | 1.0 | 1.0 |
| | | 10/18/2019 | 18.9 | | 123.3 | | 0.9 | 0.9 |
| | | 10/25/2019 | 19.2 | | 123.0 | | 0.6 | 0.6 |

**Appendix B - Water Level Data**
**Liquid Assessment Monitoring**
**Southeast County Landfill**

| Phase | Monitoring Point | Date | Depth to water (ft tpvc) | Elevation Top PVC (NGVD) | Water Elevation (NGVD) | Top of Clay Elev (NGVD) | Liquid Depth Over Clay (ft) | Depth Change Previous Year (ft) |
|---|---|---|---|---|---|---|---|---|
| II | MP 2-3 [1] | 11/1/2019 | 19.2 | | 123.0 | | 0.6 | 0.6 |
| | | 11/8/2019 | 19.1 | | 123.1 | | 0.7 | 0.7 |
| | | 11/15/2019 | 19.0 | | 123.2 | | 0.8 | 0.8 |
| | | 11/22/2019 | 19.1 | | 123.1 | | 0.7 | 0.7 |
| | | 11/29/2019 | 19.1 | | 123.1 | | 0.7 | 0.7 |
| | | 12/6/2019 | 19.1 | | 123.1 | | 0.7 | 0.7 |
| | | 12/13/2019 | 19.1 | | 123.1 | | 0.7 | 0.7 |
| | | 12/20/2019 | 19.1 | | 123.1 | | 0.7 | 0.7 |
| | | 12/27/2019 | 19.1 | | 123.1 | | 0.7 | 0.7 |
| | | 1/3/2020 | 19.1 | | 123.1 | | 0.7 | 0.7 |
| | | 1/10/2020 | 19.1 | | 123.1 | | 0.7 | 0.7 |
| | | 1/17/2020 | 19.1 | | 123.1 | | 0.7 | 0.7 |
| | | 1/24/2020 | 19.3 | | 122.9 | | 0.5 | 0.5 |
| | | 1/31/2020 | 19.1 | | 123.1 | | 0.7 | 0.7 |
| | | 2/7/2020 | 19.1 | | 123.1 | | 0.7 | 0.7 |
| | | 2/14/2020 | 19.1 | | 123.1 | | 0.7 | 0.7 |
| | | 2/21/2020 | 19.2 | | 123.0 | | 0.6 | 0.6 |
| | | 2/28/2020 | 19.2 | | 123.0 | | 0.6 | 0.6 |
| | | 3/6/2020 | 19.2 | | 123.0 | | 0.6 | 0.6 |
| | | 3/13/2020 | 19.2 | | 123.0 | | 0.6 | 0.6 |
| | | 3/20/2020 | 19.2 | | 123.0 | | 0.6 | 0.6 |
| | | 3/27/2020 | 19.2 | | 123.0 | | 0.6 | 0.6 |
| | | 4/3/2020 | 19.2 | | 123.0 | | 0.6 | 0.6 |
| | | 4/10/2020 | 19.2 | | 123.0 | | 0.6 | 0.6 |
| | | 4/17/2020 | 19.2 | | 123.0 | | 0.6 | 0.6 |
| | | 4/24/2020 | 19.2 | | 123.0 | | 0.6 | 0.6 |
| | | 5/1/2020 | 19.2 | | 123.0 | | 0.6 | 0.6 |
| | | 5/8/2020 | 19.2 | | 123.0 | | 0.6 | 0.6 |
| | | 5/15/2020 | 19.2 | | 123.0 | | 0.6 | 0.6 |
| | | 5/22/2020 | 19.2 | | 123.0 | | 0.6 | 0.6 |
| | | 5/29/2020 | 19.2 | | 123.0 | | 0.6 | 0.6 |
| | | 6/5/2020 | 19.2 | | 123.0 | | 0.6 | 0.6 |
| | | 6/12/2020 | 19.2 | | 123.0 | | 0.6 | 0.6 |
| | | 6/19/2020 | 19.1 | | 123.1 | | 0.7 | 0.7 |
| | | 6/26/2020 | 19.1 | | 123.1 | | 0.7 | 0.7 |
| | | 7/3/2020 | 19.1 | | 123.2 | | 0.8 | 0.8 |
| | | 7/10/2020 | 19.1 | | 123.2 | | 0.8 | 0.8 |
| | | 7/17/2020 | 19.0 | | 123.2 | | 0.8 | 0.8 |
| | | 7/24/2020 | 19.0 | | 123.2 | | 0.8 | 0.8 |
| | | 7/31/2020 | 19.0 | | 123.2 | | 0.8 | 0.8 |

Notes:
1. Monitoring Points MP 1-4, MP 2-2, and MP 2-3 are vertical HDPE risers installed in cutoff trench.
2. Installed pump at CO 2-2 on 8/11/2017. MP 2-2 may be affected by pumping.
3. Pump at CO 2-2 turned off to evaluate effects of construction activity at cut-off trench.
4. Power failure - DW-1 and DW-2 not pumping - allowed liquid level to increase in SB-29 and SB-30.
5. Began construction of cut-off trench on 5/6/29. Liquid levels in MP 2-2 and MP 2-3 may be affected by dewatering efforts. Dewatering pumps set below top of clay near MP 2-2.
6. Clay elevation at MP 2-3 is estimated based on bottom of trench survey points north and south of riser.
7. Construction activity at CO 2-1 on 12/1 adjusting depth of MP 2-3.

**Appendix B**
**Liquid Depth - Series 1**

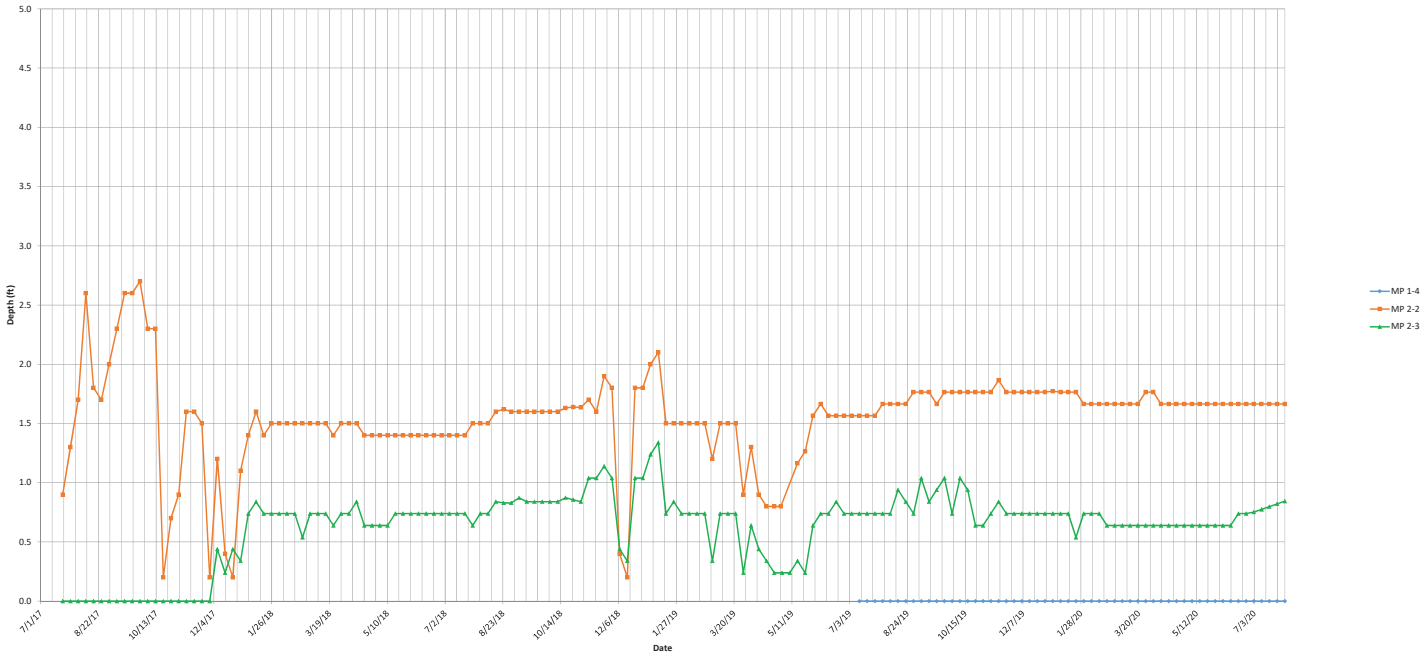

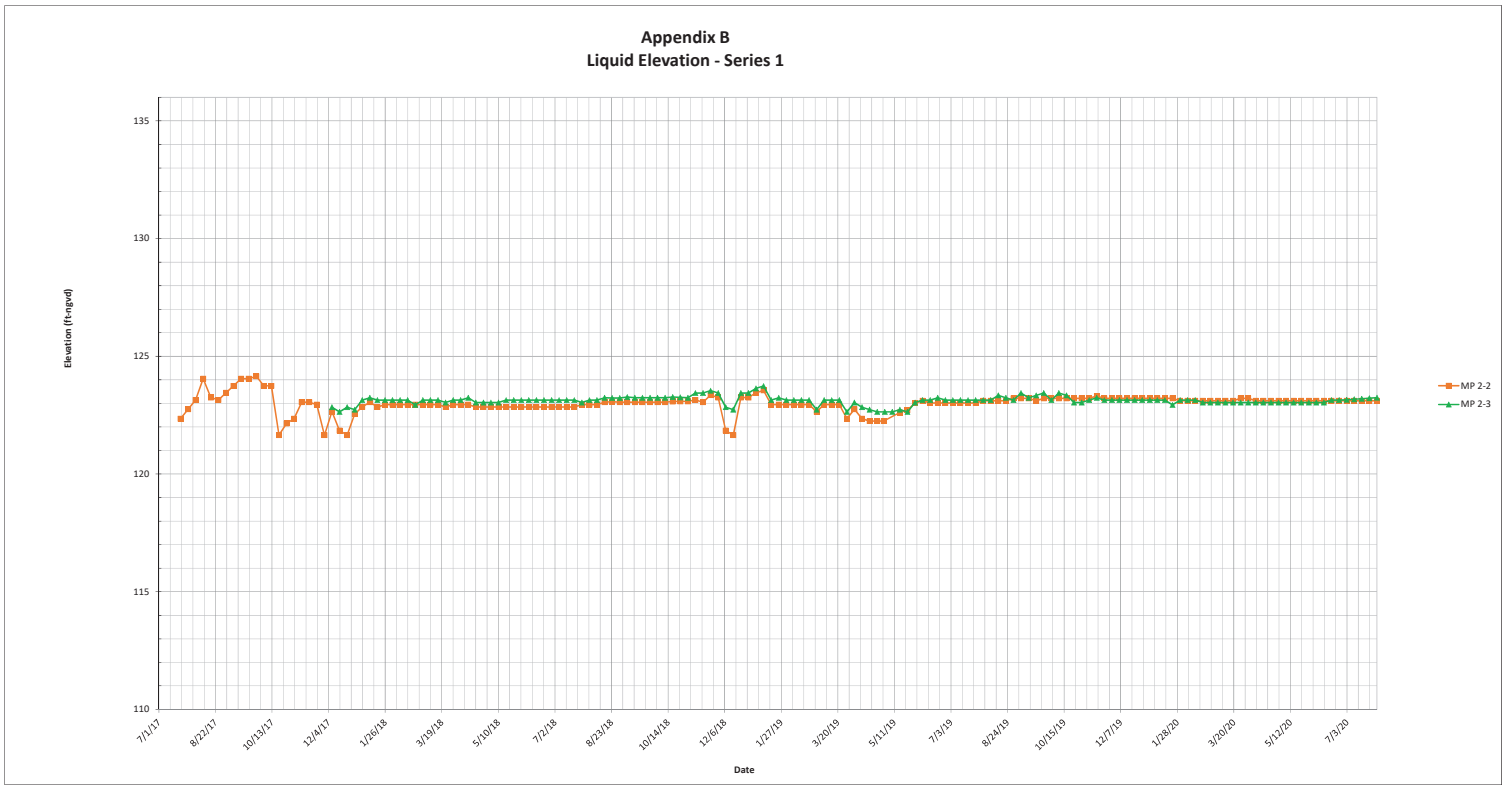
Appendix B
Liquid Elevation - Series 1
Elevation (ft-ngvd)
135
130
125
120
115
110
7/1/17
8/22/17
10/13/17
12/4/17
1/26/18
3/19/18
5/10/18
7/2/18
8/23/18
10/14/18
12/6/18
1/27/19
3/20/19
5/11/19
7/3/19
8/24/19
10/15/19
12/7/19
1/28/20
3/20/20
5/12/20
7/3/20
Date
MP 2-2
MP 2-3

**Appendix B - Rainfall Data**
**Liquid Assessment Monitoring**
**Southeast County Landfill**

| Week Ending | Rainfall (in.) | Week Ending | Rainfall (in.) | Week Ending | Rainfall (in.) | Week Ending | Rainfall (in.) | Week Ending | Rainfall (in.) |
|---|---|---|---|---|---|---|---|---|---|
| 1/1/16 | 0 | 1/6/17 | 0 | 1/5/18 | 0.72 | 1/4/19 | 0.55 | 1/3/20 | 0.57 |
| 1/8/16 | 0.3 | 1/13/17 | 0.23 | 1/12/18 | 0.86 | 1/11/19 | 0.00 | 1/10/20 | 0 |
| 1/15/16 | 2.55 | 1/20/17 | 0.09 | 1/19/18 | 0.00 | 1/18/19 | 0.00 | 1/17/20 | 0 |
| 1/22/16 | 1.97 | 1/27/17 | 0.6 | 1/26/18 | 0.00 | 1/25/19 | 0.96 | 1/24/20 | 0 |
| 1/29/16 | 2.54 | 2/3/17 | 0.44 | 2/2/18 | 2.05 | 2/1/19 | 1.98 | 1/31/20 | 0.01 |
| 2/5/16 | 0.2 | 2/10/17 | 0.66 | 2/9/18 | 0.82 | 2/8/19 | 0.00 | 2/7/20 | 1.07 |
| 2/12/16 | 0.35 | 2/17/17 | 0.08 | 2/16/18 | 0.00 | 2/15/19 | 0.52 | 2/14/20 | 0 |
| 2/19/16 | 0.17 | 2/24/17 | 1.22 | 2/23/18 | 0.00 | 2/22/19 | 0.00 | 2/21/20 | 0.58 |
| 2/26/16 | 0.89 | 3/3/17 | 0 | 3/2/18 | 0.00 | 3/1/19 | 0.00 | 2/28/20 | 0 |
| 3/4/16 | 0 | 3/10/17 | 0 | 3/9/18 | 0.00 | 3/8/19 | 0.93 | 3/6/20 | 0 |
| 3/11/16 | 0 | 3/17/17 | 0.65 | 3/16/18 | 0.00 | 3/15/19 | 0.00 | 3/13/20 | 0 |
| 3/18/16 | 0.43 | 3/24/17 | 0.01 | 3/23/18 | 1.06 | 3/22/19 | 0.73 | 3/20/20 | 0 |
| 3/25/16 | 0.96 | 3/31/17 | 0.01 | 3/30/18 | 0.00 | 3/29/19 | 0.00 | 3/27/20 | 0.01 |
| 4/1/16 | 0.92 | 4/7/17 | 2.58 | 4/6/18 | 0.01 | 4/5/19 | 0.21 | 4/3/20 | 0 |
| 4/8/16 | 2.01 | 4/14/17 | 0 | 4/13/18 | 1.11 | 4/12/19 | 0.48 | 4/10/20 | 0.23 |
| 4/15/16 | 0 | 4/21/17 | 0 | 4/20/18 | 0.65 | 4/19/19 | 1.21 | 4/17/20 | 0.1 |
| 4/22/16 | 0.01 | 4/28/17 | 0 | 4/27/18 | 0.90 | 4/26/19 | 0.03 | 4/24/20 | 2.83 |
| 4/29/16 | 0.48 | 5/5/17 | 0.36 | 5/4/18 | 0.00 | 5/3/19 | 0.12 | 5/1/20 | 0.93 |
| 5/6/16 | 3.05 | 5/12/17 | 0.33 | 5/11/18 | 0.95 | 5/10/19 | 2.02 | 5/8/20 | 0 |
| 5/13/16 | 0 | 5/19/17 | 0.01 | 5/18/18 | 6.67 | 5/17/19 | 1.34 | 5/15/20 | 0.27 |
| 5/20/16 | 4.95 | 5/26/17 | 0.96 | 5/25/18 | 2.90 | 5/24/19 | 0.00 | 5/22/20 | 0.77 |
| 5/27/16 | 0 | 6/2/17 | 0.35 | 6/1/18 | 3.14 | 5/31/19 | 0.00 | 5/29/20 | 1.64 |
| 6/3/16 | 0.69 | 6/9/17 | 3.48 | 6/8/18 | 1.59 | 6/7/19 | 0.00 | 6/5/20 | 3.16 |
| 6/10/16 | 8.23 | 6/16/17 | 2.78 | 6/15/18 | 1.61 | 6/14/19 | 5.31 | 6/12/20 | 2.16 |
| 6/17/16 | 0.18 | 6/23/17 | 3.02 | 6/22/18 | 2.39 | 6/21/19 | 1.29 | 6/19/20 | 0.18 |
| 6/24/16 | 1.63 | 6/30/17 | 0.79 | 6/29/18 | 3.64 | 6/28/19 | 0.28 | 6/26/20 | 0.43 |
| 7/1/16 | 0.76 | 7/7/17 | 2.8 | 7/6/18 | 3.37 | 7/5/19 | 1.49 | 7/3/20 | 0.2 |
| 7/8/16 | 1.88 | 7/14/17 | 3.8 | 7/13/18 | 0.45 | 7/12/19 | 3.68 | 7/10/20 | 1.27 |
| 7/15/16 | 1.61 | 7/21/17 | 3.59 | 7/20/18 | 2.68 | 7/19/19 | 2.34 | 7/17/20 | 0.67 |
| 7/22/16 | 0.59 | 7/28/17 | 0.6 | 7/27/18 | 3.27 | 7/26/19 | 8.40 | 7/24/20 | 0.06 |
| 7/29/16 | 1.05 | 8/4/17 | 4.92 | 8/3/18 | 3.89 | 8/2/19 | 2.60 | 7/31/20 | 2.09 |
| 8/5/16 | 1.66 | 8/11/17 | 0.39 | 8/10/18 | 1.66 | 8/9/19 | 2.17 | | |
| 8/12/16 | 4.52 | 8/18/17 | 1.24 | 8/17/18 | 1.17 | 8/16/19 | 3.90 | | |
| 8/19/16 | 0.05 | 8/25/17 | 1.09 | 8/24/18 | 2.86 | 8/23/19 | 0.00 | | |
| 8/26/16 | 0.12 | 9/1/17 | 9.01 | 8/31/18 | 3.16 | 8/30/19 | 2.58 | | |
| 9/2/16 | 6.92 | 9/8/17 | 1.9 | 9/7/18 | 0.78 | 9/6/19 | 0.10 | | |
| 9/9/16 | 0.81 | 9/15/17 | 7.28 | 9/14/18 | 2.42 | 9/13/19 | 1.11 | | |
| 9/16/16 | 0.86 | 9/22/17 | 0 | 9/21/18 | 0.05 | 9/20/19 | 0.29 | | |
| 9/23/16 | 0.54 | 9/29/17 | 0.28 | 9/28/18 | 1.80 | 9/27/19 | 0.00 | | |
| 9/30/16 | 1.21 | 10/6/17 | 0.82 | 10/5/18 | 0.01 | 10/4/19 | 0.00 | | |
| 10/7/16 | 3.61 | 10/13/17 | 0.02 | 10/12/18 | 0.78 | 10/11/19 | 1.72 | | |
| 10/14/16 | 0 | 10/20/17 | 0.83 | 10/19/18 | 0.00 | 10/18/19 | 2.51 | | |
| 10/21/16 | 0 | 10/27/17 | 0.08 | 10/26/18 | 0.00 | 10/25/19 | 2.97 | | |
| 10/28/16 | 0 | 11/3/17 | 0.28 | 11/2/18 | 0.60 | 11/1/19 | 1.00 | | |
| 11/4/16 | 0 | 11/10/17 | 0 | 11/9/18 | 0.35 | 11/8/19 | 0.14 | | |
| 11/11/16 | 0 | 11/17/17 | 0.04 | 11/16/18 | 0.51 | 11/15/19 | 0.10 | | |
| 11/18/16 | 0 | 11/24/17 | 0.09 | 11/23/18 | 0.01 | 11/22/19 | 0.00 | | |
| 11/25/16 | 0 | 12/1/17 | 0 | 11/30/18 | 0.32 | 11/29/19 | 0.74 | | |
| 12/2/16 | 0 | 12/8/17 | 1.13 | 12/7/18 | 0.05 | 12/6/19 | 0.18 | | |
| 12/9/16 | 0.09 | 12/15/17 | 0.66 | 12/14/18 | 1.67 | 12/13/19 | 0.00 | | |
| 12/16/16 | 0 | 12/22/17 | 0 | 12/21/18 | 7.07 | 12/20/19 | 1.42 | | |
| 12/23/16 | 0 | 12/29/17 | 0.09 | 12/28/18 | 0.00 | 12/27/19 | 1.78 | | |
| 12/30/16 | 0.25 | | | | | | | | |

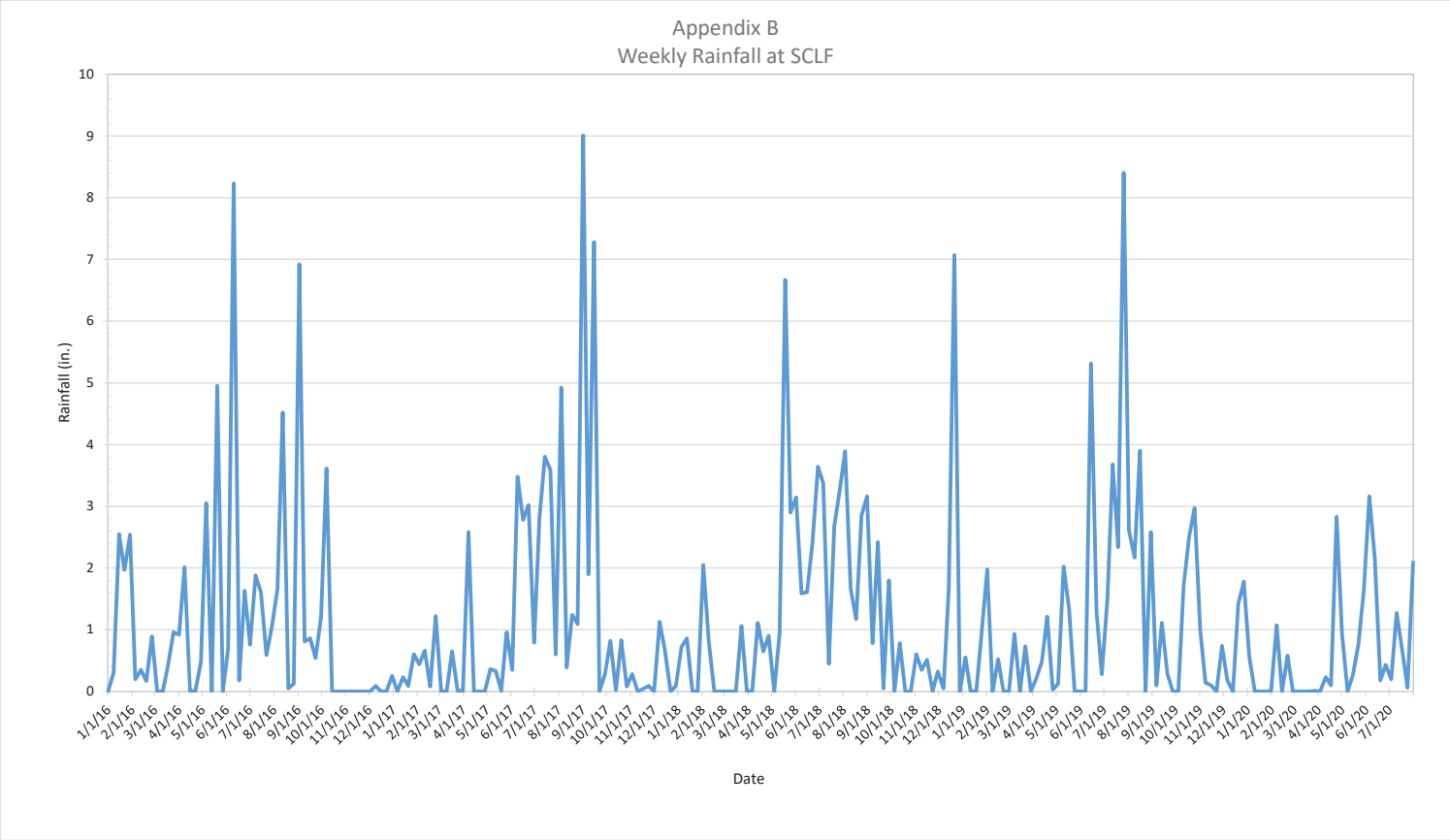
Appendix B
Weekly Rainfall at SCLF
Rainfall (in.)
Date

# Appendix C
July 2020
Water Balance

Hillsborough County Florida

**SOLID WASTE MANAGEMENT**
PO Box 1110 Tampa, FL 33601-1110
813-272-5680

**BOARD OF COUNTY COMMISSIONERS**
Ken Hagan
Pat Kemp
Lesley "Les" Miller, Jr.
Sandra L. Murman
Kimberly Overman
Mariella Smith
Stacy R. White
**COUNTY ADMINISTRATOR**
Michael S. Merrill
**COUNTY ATTORNEY**
Christine M. Beck
**INTERNAL AUDITOR**
Peggy Caskey

**MEMORANDUM**

**DATE:** August 12, 2020

**TO:** Larry E. Ruiz, Manager Landfill Operations, Solid Waste Management Division

**FROM:** Ron W. Wiesman, Manager, Solid Waste Management Division

**SUBJECT:** Leachate Water Balance Report Forms for July 2020
Southeast County Landfill, Hillsborough County, Florida

The Solid Waste Management Division (SWMD) staff has compiled and reviewed the leachate management operational data from the Southeast County Landfill Phases I-VI, Sections 7-8, and Section 9. Attached are the Leachate Water Balance Report Form (Table 1), the Leachate Field Data Entry Form (Table 2), and the 2020 Summary (Table 3). Also, attached find Figure 1 showing leachate levels in Pump Station B sump of Phases I-VI and rainfall for the month.

**TABLE 1**

**Day (Column I)**

Column I presents the calendar days for the month.

**Rainfall (Column II)**

Column II presents the average rainfall, in inches, as measured in the field from rainfall stations at the site. This month there was 4.29 inches of rainfall recorded at the Southeast County Landfill (SCLF).

**Depth in Pond A (Column III)**

Column III presents the daily depth, in feet, of effluent stored in effluent pond (Pond A). The daily depth in Pond A varies as a function of the spray irrigation frequency/duration and effluent hauled from the pond. This month the daily average of effluent stored in Pond A was 1.7 feet.

**Depth in Pond B (Column IV)**

Column IV presents the daily depth, in feet, of effluent or leachate that is stored in the effluent/leachate storage pond (Pond B). The depth in Pond B varies as a function of the evaporation frequency/duration and effluent or leachate hauled from the pond. This month the daily average depth of effluent in Pond B was zero feet.

**Estimated Depth at Pump Station B Sump (PS-B) (Column V)**

Column V presents the depth of leachate, in inches, in the PS-B sump. Leachate from Phases I-VI flows to the PS-B sump for removal from the landfill. PS-B then pumps the leachate to Pump Station A (PS-A). Daily depth readings from the PS-B sump are included in this column. The average recorded depth of leachate in the PS-B sump was 16.4 inches.

**Leachate Pumped to MLPS from Phases I-VI (Column VI)**

Column VI presents the daily amount of leachate, in gallons, collected from PS-A and pumped through the MLPS to the 575,000-gallon storage tank at the Leachate Treatment and Reclamation Facility (LTRF) for treatment or disposal. This column also includes the Phase II data from the dewatering wells and PS-2. The average daily amount of leachate pumped from PS-A was 56,668 gallons. A total of 1,756,704 gallons of leachate was pumped this month.

**Leachate Pumped from Sections 7-8 LDS (Column VII)**

Column VII presents the quantity of leachate removed from the leak detection system (LDS) of Sections 7-8. The quantity is measured by a flow meter before being pumped for removal with Sections 7-8 leachate. The removal rate did not exceed 1,930 gallons per day. This month 412 gallons of leachate was removed from the leak detection system of Sections 7-8.

**Leachate Pumped to MLPS from Sections 7-8 (Column VIII)**

Column VIII presents the quantity of leachate collected at Sections 7-8 and pumped to the MLPS. The quantity is measured by a flow meter and includes any leachate removed from the leak detection system of Sections 7-8 (Column VII). This month a total of 116,733 gallons was removed.

**Leachate Pumped to LTRF from the MLPS (Column IX)**

Column IX presents the total quantity of leachate pumped to the LTRF from Phases I-VI (including condensate removed from LFG Wells and Condensate Traps), and Sections 7-8. This month a total of 1,873,437 gallons of leachate was pumped to the LTRF.

**Leachate Pumped to LTRF from Section 9 (Column X)**

Column X presents the daily amount of leachate, in gallons, collected from Section 9 and pumped to the 575,000-gallon storage tank at the Leachate Treatment and Reclamation Facility (LTRF) for treatment or disposal. A total of 70,062 gallons of leachate was pumped this month.

**Leachate Pumped from Section 9 LDS (Column XI)**

Column XI presents the daily amount of leachate, in gallons, collected from the LDS of Section 9 and pumped to the 575,000-gallon storage tank at the LTRF for treatment or disposal. The removal rate did not exceed 4,651 gallons per day. This month 1,312 gallons of leachate was removed from the leak detection system.

**Leachate in 575,000-Gallon Tank (Column XII)**

Column XII presents the daily amount of leachate, in gallons, stored in the 575,000-gallon leachate holding tank T1 at the LTRF. The amount of leachate stored in T1 is calculated based on the circumference of the tank and the daily level reading. This month an average of 243,800 gallons of leachate was stored in the tank.

**Effluent in 575,000-Gallon Tank (Column XIII)**

Column XIII typically presents the daily amount of effluent, in gallons, stored in the 575,000-gallon effluent holding tank T6 at the LTRF. The amount of effluent/leachate stored in T6 is calculated based on the circumference of the tank and the daily level reading. This month an average of 229,900 gallons of effluent was stored in the tank.

**Leachate Treated at LTRF (Column XIV)**

Column XIV presents the daily amount of leachate, in gallons, treated at the LTRF. On September 15, 2019, plant staff restarted treatment operations. This month a total of 946,614 gallons of leachate was treated at the plant.

**Total Leachate Hauled (Column XV)**

Column XV presents the daily amount of leachate, in gallons, hauled off site. This month a total of 917,944 gallons of leachate was hauled off site.

**Leachate Dust Control Sprayed (Column XVI)**

Column XVI presents the daily amount of leachate, in gallons, measured from the flow meter at the bypass-loading arm at the leachate storage tank. The leachate is used for dust control in the active area of the landfill. This month a total of 1,532 gallons of leachate was used for dust control.

**Pond A Storage (Column XVII)**

Column XVII presents the daily amount of effluent, in gallons, stored in Pond A. The daily amount stored in the pond is calculated by using the daily depth of effluent in the Pond A (Column III). Under normal operating conditions, the daily amount of effluent stored in the pond varies depending upon the daily amount of leachate treated at the LTRF, the daily rainfall, daily effluent hauling operations, daily spray irrigation operations, and the daily amount of effluent used for dust control/evaporation. This month a daily average of 53,100 gallons of effluent was stored in Pond A.

**Pond B Storage (Column XVIII)**

Column XVIII presents the daily amount of effluent, in gallons, stored in Pond B. The daily amount stored in the pond is calculated by using the daily depth of liquid in Pond B (Column IV). Under normal operating conditions, the amount stored in the pond will vary depending upon the daily amount of leachate/effluent removed from the pond by the evaporation system, hauled from the pond, used for dust control or evaporated; was stored in Pond B. This month effluent was not stored in Pond B.

**Effluent Sprayed at Pond B (Column XIX)**

Column XIX presents the daily amount of effluent, in gallons, sprayed for evaporation at Pond B. The amount evaporated is calculated by using 5 percent of the daily flow meter quantity sprayed at Pond B and it is included in Column XX. This month effluent was not sprayed in Pond B.

**Effluent Irrigation (Column XX)**

Column XX presents the daily amount of effluent, in gallons, used for spray irrigation on top of Phases IV-VI. The daily amount of effluent irrigation on Phases I-VI is measured from the flow meter at the irrigation pump station. This month a total of 601,561 gallons of effluent was sprayed.

**Effluent Dust Control Sprayed (Column XXI)**

Column XXI presents the daily amount of effluent, in gallons, sprayed for dust control in the active areas of the SCLF. The daily amount of effluent used for dust control, is measured from the flow meter at the bypass-loading arm. This month effluent was not sprayed as dust control.

**Total Effluent Hauled (Column XXII)**

Column XXII presents the daily amount of effluent, in gallons, hauled off site, as measured from the flow meter at the bypass-loading arm. This month a total of 317,789 gallons of effluent was hauled off site.

**Total Evaporation (Column XXIII)**

Column XXIII presents the daily amount of leachate and effluent, in gallons, that evaporates and therefore will not be returned to the SCLF and/or requires treatment. Evaporation rates of 80 percent and 5 percent evaporation rate for spray in Pond B are assumed. Total evaporation estimated for this month was 482,500 gallons.

**TABLE 2**

Table 2 presents data assembled from daily logs compiled by the SWMD staff.

**TABLE 3**

**Leachate Balance Summary**

The Leachate Balance Summary (see Table 3) presents a review of inflow and outflow quantities for the LTRF, as well as rainfall and effluent disposal quantities at the landfill. Total inflow quantity to the LTRF was 1,945,256 gallons. Total outflow quantity from the LTRF was 1,866,090 gallons. The change in storage for the month increased by 79,166 gallons. Please advise should you have any questions concerning the information provided.

**TABLE 1. LEACHATE WATER BALANCE REPORT FORM**
**JULY 2020**
**SOUTHEAST COUNTY LANDFILL, HILLSBOROUGH COUNTY, FLORIDA**

| I | II | III | IV | V | VI | VII | VIII | IX | X | XI | XII | XIII | XIV | XV | XVI | XVII | XVIII | XIX | XX | XXI | XXII | XXIII |
|---|---|---|---|---|---|---|---|---|---|---|---|---|---|---|---|---|---|---|---|---|---|---|
| Day | Rainfall (in.) | Depth in Pond A (ft.) | Depth in Pond B (ft.) | Estimated Depth at PS-B (in.) | Leachate Pumped to MLPS from Phases I-VI (gal.) | Leachate Pumped from Sections 7-8 LDS (gal.) | Leachate Pumped to MLPS from Sections 7-8 (gal.) | Leachate Pumped to LTRF from MPLS (gal.) | Leachate Pumped to LTRF from Section 9 (gal.) | Leachate Pumped from Section 9 LDS (gal.) | Leachate in 575K Tank (gal.) | Effluent in 575K Tank (gal.) | Leachate Treated at LTRF (gal.) | Total Leachate Hauled (gal.) | Leachate Dust Control (Sprayed) (gal.) | Pond A Storage (gal.) | Pond B Storage (gal) | Effluent Sprayed Pond B (gal) | Effluent Irrigation (gal.) | Effluent Dust Control (Sprayed) (gal.) | Total Effluent Hauled (gal.) | Total Evaporation (gal.) |
| 1 | 0.00 | 1.7 | 0.0 | 14.2 | 62,387 | 0 | 5,320 | 67,707 | 1,350 | 0 | 238,000 | 209,000 | 35,912 | 74,890 | 0 | 48,000 | 0 | 0 | 26,576 | 0 | 0 | 21,300 |
| 2 | 0.00 | 1.3 | 0.0 | 18.5 | 61,599 | 0 | 3,637 | 65,236 | 3,378 | 0 | 194,000 | 230,000 | 26,239 | 13,184 | 0 | 36,000 | 0 | 0 | 0 | 0 | 45,245 | 0 |
| 3 | 0.20 | 1.3 | 0.0 | 16.1 | 61,777 | 0 | 1,940 | 63,717 | 2,428 | 126 | 218,000 | 216,000 | 26,395 | 0 | 0 | 36,000 | 0 | 0 | 32,563 | 0 | 0 | 26,100 |
| 4 | 0.00 | 1.1 | 0.0 | 18.5 | 59,874 | 0 | 0 | 59,874 | 2,796 | 13 | 245,000 | 216,000 | 32,724 | 0 | 0 | 28,000 | 0 | 0 | 22,684 | 0 | 0 | 18,100 |
| 5 | 0.20 | 1.3 | 0.0 | 15.6 | 58,694 | 57 | 0 | 58,694 | 2,621 | 23 | 269,000 | 216,000 | 32,724 | 0 | 0 | 36,000 | 0 | 0 | 33,475 | 0 | 0 | 26,800 |
| 6 | 0.22 | 1.5 | 0.0 | 14.1 | 54,993 | 0 | 0 | 54,993 | 3,730 | 14 | 288,000 | 216,000 | 37,724 | 33,190 | 0 | 40,000 | 0 | 0 | 0 | 0 | 5,951 | 0 |
| 7 | 0.17 | 2.1 | 0.0 | 13.8 | 55,854 | 0 | 0 | 55,854 | 2 | 100 | 271,000 | 216,000 | 24,973 | 70,406 | 0 | 65,000 | 0 | 0 | 0 | 0 | 0 | 0 |
| 8 | 0.00 | 2.4 | 0.0 | 14.3 | 59,445 | 0 | 0 | 59,445 | 2,972 | 23 | 235,000 | 216,000 | 26,698 | 58,094 | 0 | 79,000 | 0 | 0 | 41,305 | 0 | 0 | 33,000 |
| 9 | 0.00 | 2.4 | 0.0 | 17.0 | 57,240 | 0 | 12,720 | 69,960 | 1,362 | 0 | 221,000 | 216,000 | 33,481 | 33,300 | 0 | 79,000 | 0 | 0 | 47,008 | 0 | 0 | 37,600 |
| 10 | 0.68 | 2.2 | 0.0 | 17.5 | 50,070 | 0 | 11,428 | 61,498 | 2,879 | 100 | 218,000 | 216,000 | 40,260 | 52,872 | 0 | 70,000 | 0 | 0 | 0 | 0 | 0 | 0 |
| 11 | 0.00 | 2.8 | 0.0 | 17.1 | 57,384 | 0 | 90 | 57,474 | 4,046 | 0 | 209,000 | 216,000 | 34,115 | 0 | 0 | 98,000 | 0 | 0 | 45,169 | 0 | 0 | 36,100 |
| 12 | 0.00 | 2.5 | 0.0 | 14.1 | 59,153 | 0 | 1,754 | 60,907 | 2,361 | 51 | 235,000 | 214,000 | 34,116 | 0 | 0 | 83,000 | 0 | 0 | 46,624 | 0 | 0 | 37,300 |
| 13 | 0.00 | 2.3 | 0.0 | 12.4 | 57,329 | 0 | 2,654 | 59,983 | 0 | 100 | 252,000 | 216,000 | 34,115 | 46,172 | 0 | 74,000 | 0 | 0 | 0 | 0 | 0 | 0 |
| 14 | 0.00 | 2.8 | 0.0 | 13.3 | 57,027 | 0 | 6,217 | 63,244 | 85 | 52 | 218,000 | 216,000 | 31,565 | 82,796 | 0 | 98,000 | 0 | 0 | 33,461 | 0 | 0 | 26,800 |
| 15 | 0.22 | 2.7 | 0.0 | 14.2 | 56,628 | 0 | 3,451 | 60,079 | 409 | 9 | 189,000 | 216,000 | 31,564 | 6,856 | 0 | 93,000 | 0 | 0 | 54,113 | 0 | 33,289 | 43,300 |
| 16 | 0.00 | 2.4 | 0.0 | 19.3 | 52,025 | 45 | 7,577 | 59,602 | 0 | 0 | 206,000 | 178,000 | 35,643 | 19,362 | 0 | 79,000 | 0 | 0 | 0 | 0 | 26,723 | 0 |
| 17 | 0.45 | 2.8 | 0.0 | 15.9 | 55,768 | 0 | 4,895 | 60,663 | 1 | 153 | 216,000 | 158,000 | 32,532 | 45,794 | 0 | 98,000 | 0 | 0 | 0 | 0 | 0 | 0 |
| 18 | 0.02 | 3.0 | 0.0 | 18.1 | 53,740 | 0 | 5,461 | 59,201 | 1,725 | 168 | 194,000 | 180,000 | 34,845 | 0 | 0 | 108,000 | 0 | 0 | 37,905 | 0 | 0 | 30,300 |
| 19 | *0.00* | 2.3 | 0.0 | 16.9 | 57,851 | 43 | 3,451 | 61,302 | 1,315 | 35 | 218,000 | 209,000 | 34,846 | 0 | 0 | 74,000 | 0 | 0 | 32,376 | 0 | 0 | 25,900 |
| 20 | 0.00 | 1.8 | 0.0 | 13.2 | 58,125 | 0 | 5,164 | 63,289 | 2,176 | 0 | 242,000 | 240,000 | 34,845 | 46,472 | 0 | 52,000 | 0 | 0 | 0 | 0 | 0 | 0 |
| 21 | 0.01 | 1.7 | 0.0 | 14.5 | 58,607 | 46 | 3,510 | 62,117 | 1,821 | 31 | 235,000 | 261,000 | 33,868 | 68,932 | 0 | 48,000 | 0 | 0 | 0 | 0 | 6,791 | 0 |
| 22 | 0.00 | 1.5 | 0.0 | 12.8 | 55,771 | 0 | 3,525 | 59,296 | 8,214 | 50 | 209,000 | 293,000 | 34,383 | 0 | 0 | 40,000 | 0 | 0 | 34,600 | 0 | 51,145 | 27,700 |
| 23 | 0.00 | 1.0 | 0.0 | 20.2 | 54,279 | 44 | 3,545 | 57,824 | 4,228 | 53 | 259,000 | 238,000 | 26 | 0 | 0 | 24,000 | 0 | 0 | 10,387 | 0 | 38,729 | 8,300 |
| 24 | 0.03 | 0.0 | 0.0 | 18.3 | 53,305 | 0 | 3,591 | 56,896 | 2,700 | 88 | 281,000 | 221,000 | 32,403 | 52,394 | 0 | 800 | 0 | 0 | 0 | 0 | 6,736 | 0 |
| 25 | 0.10 | 1.0 | 0.0 | 15.8 | 55,445 | 0 | 5,338 | 60,783 | 3,031 | 43 | 269,000 | 245,000 | 39,584 | 0 | 0 | 24,000 | 0 | 0 | 39,659 | 0 | 0 | 31,700 |
| 26 | 0.35 | 0.0 | 0.0 | 18.4 | 53,165 | 45 | 3,454 | 56,618 | 2,052 | 0 | 288,000 | 266,000 | 39,585 | 0 | 0 | 800 | 0 | 0 | 0 | 0 | 0 | 0 |
| 27 | 1.58 | 0.4 | 0.0 | 21.0 | 53,604 | 45 | *3,454* | 57,058 | 2,052 | 0 | 308,000 | 288,000 | 39,584 | 46,592 | 0 | 4,000 | 0 | 0 | 0 | 0 | 0 | 0 |
| 28 | 0.06 | 1.0 | 0.0 | 17.1 | 54,728 | 0 | 3,146 | 57,874 | 4,034 | 28 | 288,000 | 319,000 | 34,467 | 52,346 | 0 | 24,000 | 0 | 0 | 0 | 0 | 18,078 | 0 |
| 29 | 0.00 | 1.7 | 0.0 | 17.5 | 56,768 | 44 | 4,527 | 61,295 | 1,200 | 39 | 250,000 | 312,000 | 30,817 | 30,594 | 0 | 48,000 | 0 | 0 | 35,702 | 0 | 51,923 | 28,600 |
| 30 | 0.00 | 1.3 | 0.0 | 20.0 | 54,980 | 0 | 3,447 | 58,427 | 2,584 | 6 | 266,000 | 252,000 | 5,726 | 12,056 | 0 | 36,000 | 0 | 0 | 27,954 | 0 | 33,179 | 22,400 |
| 31 | 0.00 | 1.0 | 0.0 | 17.3 | 59,093 | 44 | 3,438 | 62,531 | 2,511 | 7 | 329,000 | 221,000 | 855 | 71,642 | 1,532 | 24,000 | 0 | 0 | 0 | 0 | 0 | 1,200 |
| | | | | | | | | | | | | | | | | | | | | | | |
| Total | 4.29 | | | | 1,756,704 | 412 | 116,733 | 1,873,437 | 70,062 | 1,312 | | | 946,614 | 917,944 | 1,532 | | | 0 | 601,561 | 0 | 317,789 | 482,500 |
| Daily Average | | 1.7 | 0.0 | 16.4 | 56,668 | 13 | 3,766 | 60,433 | 2,260 | 42 | 243,800 | 229,900 | | | | 53,100 | 0 | | | | | |
| Mo. Average | | | | | | | | | | | | | | | 0 | | | | 19,400 | 0 | 10,300 | 15,560 |

balance\2020\7-20bal.xls

Notes:
1. NR = No Records, NA = Not Available.
2. Values in bold are estimated; values in italic are substitute for missing data and are based on averaged values.
3. Daily average is calculated by dividing the total by the actual days measured in the month.
4. Monthly average calculated by dividing the total by the number of days of the month.
5. Column II, Trace is less than 0.01 inches and is not included in total.
6. Columns III and IV, field measured at staff gauges.
7. Columns VII, Section 7-8 leak detection pumped into Section 7 leachate sump riser.
8. Column XII and XIII, calculated from depth in 575,000 gal. tanks.
9. Columns VI-XI, XIV, XV, XVI and XIX-XXII, quantities from flow meters.
10. Column XXIII includes 80% of the daily values from Columns XVI, XX - XXI, plus 5% of the daily values from column XIX.

**TABLE 2. FIELD DATA ENTRY FORM**
**JULY 2020**
**SOUTHEAST COUNTY LANDFILL, HILLSBOROUGH COUNTY, FLORIDA**

| A | B | C | D | E | F | G | H | I | J | K | L | M | N | O | P | Q | R | S | T | U | V |
|---|---|---|---|---|---|---|---|---|---|---|---|---|---|---|---|---|---|---|---|---|---|
| Day | Rainfall (in.) | Flow Meter Pump Sta. A (gal.) | Reading PS-B (in.) | Section 9 Pump 1 (gal.) | Section 9 Pump 2 (gal.) | Section 9 LDS (gal.) | Sections 7-8 Pump (gal.) | Sections 7-8 LDS (gal.) | Pond B Depth (ft.) | Pond B Effluent Sprayed (gal) | Pond A Depth (ft.) | Effluent Spray Irrigation (gal.) | Depth in 575K Tank Leachate (ft.) | Depth in 575K Tank Effluent (ft.) | Leachate Treated at LTRF (gal.) | Leachate Hauled | | Leachate Dust Control (Sprayed) (gal.) | Effluent Hauled | | Effluent Dust Control (Sprayed) (gal) |
| | | | | | | | | | | | | | | | | Contractor (gal.) | County (gal.) | | Contractor (gal.) | County (gal.) | |
| 1 | 0.00 | 9,614,874 | 14.2 | 2,972,553 | 2,546,296 | 5,888,443 | 728,828 | 94,903 | 0.0 | 0.0 | 1.7 | 26,576 | 8.25 | 7.25 | 35,912 | 74,890 | 0 | 0 | 0 | 0 | 0 |
| 2 | 0.00 | 9,662,118 | 18.5 | 2,972,553 | 2,549,674 | 5,888,481 | 732,465 | 94,903 | 0.0 | 0.0 | 1.3 | 0 | 6.75 | 8.00 | 26,239 | 13,184 | 0 | 0 | 45,245 | 0 | 0 |
| 3 | 0.20 | 9,710,978 | 16.1 | 2,972,553 | 2,552,102 | 5,888,607 | 734,405 | 94,903 | 0.0 | 0.0 | 1.3 | 32,563 | 7.58 | 7.50 | 26,395 | 0 | 0 | 0 | 0 | 0 | 0 |
| 4 | 0.00 | 9,754,988 | 18.5 | 2,972,553 | 2,554,898 | 5,888,620 | 734,405 | 94,903 | 0.0 | 0 | 1.1 | 22,684 | 8.50 | 7.50 | 32,724 | 0 | 0 | 0 | 0 | 0 | 0 |
| 5 | 0.20 | 9,802,514 | 15.6 | 2,972,555 | 2,557,517 | 5,888,643 | 734,405 | 94,960 | 0.0 | 0.0 | 1.3 | 33,475 | 9.33 | 7.50 | 32,724 | 0 | 0 | 0 | 0 | 0 | 0 |
| 6 | 0.22 | 9,844,436 | 14.1 | 2,973,523 | 2,560,279 | 5,888,657 | 734,405 | 94,960 | 0.0 | 0 | 1.5 | 0 | 10.00 | 7.50 | 37,724 | 33,190 | 0 | 0 | 5,951 | 0 | 0 |
| 7 | 0.17 | 9,888,709 | 13.8 | 2,973,523 | 2,560,281 | 5,888,757 | 734,405 | 94,960 | 0.0 | 0 | 2.1 | 0 | 9.42 | 7.50 | 24,973 | 70,406 | 0 | 0 | 0 | 0 | 0 |
| 8 | 0.00 | 9,934,608 | 14.3 | 2,973,523 | 2,563,253 | 5,888,780 | 734,405 | 94,960 | 0.0 | 0.0 | 2.4 | 41,305 | 8.17 | 7.50 | 26,698 | 58,094 | 0 | 0 | 0 | 0 | 0 |
| 9 | 0.00 | 9,979,724 | 17.0 | 2,973,523 | 2,564,615 | 5,888,780 | 747,125 | 94,960 | 0.0 | 0.0 | 2.4 | 47,008 | 7.67 | 7.50 | 33,481 | 33,300 | 0 | 0 | 0 | 0 | 0 |
| 10 | 0.68 | 29,795 | 17.5 | 2,973,523 | 2,567,494 | 5,888,880 | 758,553 | 94,960 | 0.0 | 0 | 2.2 | 0 | 7.58 | 7.50 | 40,260 | 52,872 | 0 | 0 | 0 | 0 | 0 |
| 11 | 0.00 | 74,429 | 17.1 | 2,973,523 | 2,571,540 | 5,888,880 | 758,643 | 94,960 | 0.0 | 0.0 | 2.8 | 45,169 | 7.25 | 7.50 | 34,115 | 0 | 0 | 0 | 0 | 0 | 0 |
| 12 | 0.00 | 120,823 | 14.1 | 2,973,681 | 2,573,743 | 5,888,931 | 760,397 | 94,960 | 0.0 | 0.0 | 2.5 | 46,624 | 8.17 | 7.42 | 34,116 | 0 | 0 | 0 | 0 | 0 | 0 |
| 13 | 0.00 | 166,761 | 12.4 | 2,973,681 | 2,573,743 | 5,889,031 | 763,051 | 94,960 | 0.0 | 0 | 2.3 | 0 | 8.75 | 7.50 | 34,115 | 46,172 | 0 | 0 | 0 | 0 | 0 |
| 14 | 0.00 | 212,191 | 13.3 | 2,973,766 | 2,573,743 | 5,889,083 | 769,268 | 94,960 | 0.0 | 0.0 | 2.8 | 33,461 | 7.58 | 7.50 | 31,565 | 82,796 | 0 | 0 | 0 | 0 | 0 |
| 15 | 0.22 | 257,396 | 14.2 | 2,973,766 | 2,574,152 | 5,889,092 | 772,719 | 66 | 0.0 | 0.0 | 2.7 | 54,113 | 6.58 | 7.50 | 31,564 | 6,856 | 0 | 0 | 33,289 | 0 | 0 |
| 16 | 0.00 | 298,912 | 19.3 | 2,973,766 | 2,574,152 | 5,889,092 | 780,296 | 111 | 0.0 | 0.0 | 2.4 | 0 | 7.17 | 6.17 | 35,643 | 19,362 | 0 | 0 | 26,723 | 0 | 0 |
| 17 | 0.45 | 343,448 | 15.9 | 2,973,767 | 2,574,152 | 5,889,245 | 785,191 | 111 | 0.0 | 0.0 | 2.8 | 0 | 7.50 | 5.50 | 32,532 | 45,794 | 0 | 0 | 0 | 0 | 0 |
| 18 | 0.02 | 385,499 | 18.1 | 2,973,846 | 2,575,798 | 5,889,413 | 790,652 | 111 | 0.0 | 0.0 | 3.0 | 37,905 | 6.75 | 6.25 | 34,845 | 0 | 0 | 0 | 0 | 0 | 0 |
| 19 | 0.00 | 431,165 | 16.9 | 2,973,939 | 2,577,020 | 5,889,448 | 794,103 | 154 | 0.0 | 0.0 | 2.3 | 32,376 | 7.58 | 7.25 | 34,846 | 0 | 0 | 0 | 0 | 0 | 0 |
| 20 | 0.00 | 478,184 | 13.2 | 2,973,939 | 2,579,196 | 5,889,448 | 799,267 | 154 | 0.0 | 0.0 | 1.8 | 0 | 8.42 | 8.33 | 34,845 | 46,472 | 0 | 0 | 0 | 0 | 0 |
| 21 | 0.01 | 524,777 | 14.5 | 2,974,260 | 2,580,696 | 5,889,479 | 802,777 | 200 | 0.0 | 0.0 | 1.7 | 0 | 8.17 | 9.08 | 33,868 | 68,932 | 0 | 0 | 6,791 | 0 | 0 |
| 22 | 0.00 | 569,035 | 12.8 | 2,974,260 | 2,588,910 | 5,889,529 | 806,302 | 200 | 0.0 | 0.0 | 1.5 | 34,600 | 7.25 | 10.17 | 34,383 | 0 | 0 | 0 | 51,145 | 0 | 0 |
| 23 | 0.00 | 612,434 | 20.2 | 2,974,260 | 2,593,138 | 5,889,582 | 809,847 | 244 | 0.0 | 0.0 | 1.0 | 10,387 | 9.00 | 8.25 | 26 | 0 | 0 | 0 | 38,729 | 0 | 0 |
| 24 | 0.03 | 653,611 | 18.3 | 2,974,260 | 2,595,838 | 5,889,670 | 813,438 | 244 | 0.0 | 0.0 | 0.0 | 0 | 9.75 | 7.67 | 32,403 | 52,394 | 0 | 0 | 6,736 | 0 | 0 |
| 25 | 0.10 | 697,502 | 15.8 | 2,974,260 | 2,598,869 | 5,889,713 | 818,776 | 244 | 0.0 | 0.0 | 1.0 | 39,659 | 9.33 | 8.50 | 39,584 | 0 | 0 | 0 | 0 | 0 | 0 |
| 26 | *0.35* | *739,113* | *18.4* | *2,974,260* | *2,600,921* | *5,889,708* | *822,230* | *289* | *0.0* | *0.0* | *0.0* | *0* | *10.02* | *9.25* | *39,585* | *0* | *0* | *0* | *0* | *0* | *0* |
| 27 | 1.58 | 780,724 | 21.0 | 2,974,260 | 2,602,972 | 5,889,703 | 825,683 | 333 | 0.0 | 0.0 | 0.4 | 0 | 10.70 | 10.00 | 39,584 | 46,592 | 0 | 0 | 0 | 0 | 0 |
| 28 | 0.06 | 826,046 | 17.1 | 2,974,260 | 2,607,006 | 5,889,731 | 828,829 | 333 | 0.0 | 0.0 | 1.0 | 0 | 10.00 | 11.08 | 34,467 | 52,346 | 0 | 0 | 18,078 | 0 | 0 |
| 29 | 0.00 | 872,346 | 17.5 | 2,974,260 | 2,608,206 | 5,889,770 | 833,356 | 377 | 0.0 | 0.0 | 1.7 | 35,702 | 8.67 | 10.83 | 30,817 | 30,594 | 0 | 0 | 51,923 | 0 | 0 |
| 30 | 0.00 | 917,786 | 20.0 | 2,974,260 | 2,610,790 | 5,889,776 | 836,803 | 377 | 0.0 | 0.0 | 1.3 | 27,954 | 9.25 | 8.75 | 5,726 | 12,056 | 0 | 0 | 33,179 | 0 | 0 |
| 31 | 0.00 | 962,742 | 17.3 | 2,974,260 | 2,613,301 | 5,889,783 | 840,241 | 421 | 0.0 | 0.0 | 1.0 | 0 | 11.42 | 7.67 | 855 | 71,642 | 0 | 1,532 | 0 | 0 | 0 |
| Totals | 4.29 | | | | | | | | | 0 | | 601,561 | | | 946,614 | 917,944 | 0 | 1,532 | 317,789 | 0 | 0 |

balance\2020\7-20bal.xls

Notes:

1. NR = No Records, NA = Not Available.
2. Values in bold are estimated; values in italic are substitute for missing data and are based on averaged values
3. Columns G and J include quantities from leak detection system.
4. Column B, trace is less than 0.01 inches.
5. Columns C, D, E, F, G, H, I, J, K, L, N, R-V and W are quantities from flow meters.
6. Columns K and M measured from staff gages in each pond.

| Type of Cover | Phases I-VI acres | Section 7-9 acres |
|---|---|---|
| Open | 5 | 0 |
| Intermediate | 134.4 | 34.5 |
| Final | 23 | 0 |
| Not Opened | 0 | 0 |

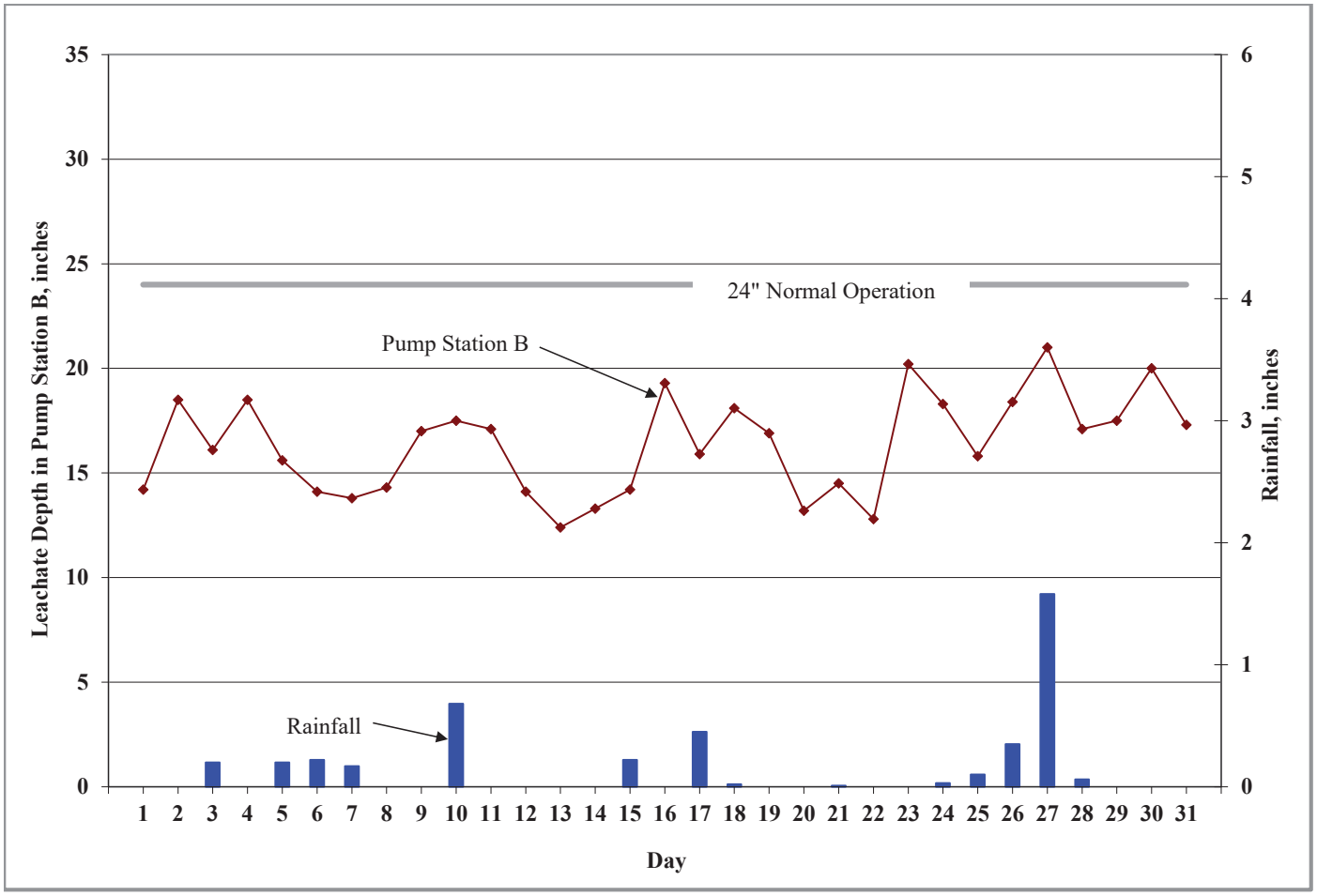


**Figure 1. Leachate Levels in Pump Station B and Rainfall for July 2020.**

**TABLE 3. LEACHATE BALANCE SUMMARY**
**SOUTHEAST COUNTY LANDFILL**
**HILLSBOROUGH COUNTY, FLORIDA**
**YEAR-2020**

| | | Leachate Arriving at LTRF | | | | Leachate Leaving LTRF | | | Effluent Disposal | | | Inflow / Outflow For LTRF | | |
|---|---|---|---|---|---|---|---|---|---|---|---|---|---|---|
| Month | Rainfall (in.) | Condensate from LFG CS-1 (gal.) | Leachate from Section 9 Pumped to LTRF (gal.) | Leachate from Section 7-8 Pumped to LTRF (gal.) | Leachate from Phases I-VI Pumped to LTRF (gal.) | Total Leachate Hauled from LTRF (gal.) | Leachate Dust Control (Sprayed) (gal.) | Leachate Treated at LTRF (gal.) | Total Effluent Hauled (gal.) | Effluent Dust Control (Sprayed) (gal.) | Effluent Irrigation (gal.) | Total Inflow to LTRF (gal.) | Total Outflow from LTRF (gal.) | Change in Storage[3] (gal.) |
| January | 0.58 | 909 | 141,635 | 217,468 | 3,079,565 | 2,360,372 | 0 | 853,457 | 0 | 0 | 544,716 | 3,439,577 | 3,213,829 | 225,748 |
| February | 1.66 | 1,881 | 89,491 | 152,518 | 2,483,841 | 1,621,644 | 0 | 883,611 | 507,900 | 0 | 435,684 | 2,727,731 | 2,505,255 | 222,476 |
| March | 0.01 | 110 | 90,346 | 145,289 | 2,365,967 | 1,725,217 | 0 | 716,248 | 200,623 | 0 | 342,461 | 2,601,712 | 2,441,465 | 160,247 |
| April | 4.09 | 425 | 78,504 | 135,658 | 2,084,835 | 873,490 | 3,686 | 1,402,034 | 878,540 | 0 | 340,495 | 2,299,422 | 2,279,210 | 20,212 |
| May | 2.68 | 550 | 77,800 | 125,479 | 2,037,642 | 529,404 | 9,982 | 1,199,946 | 378,802 | 0 | 913,270 | 2,241,471 | 1,739,332 | 502,139 |
| June | 5.93 | 603 | 76,843 | 129,957 | 1,908,443 | 565,723 | 31,878 | 1,575,161 | 656,231 | 0 | 863,573 | 2,115,846 | 2,172,762 | -56,916 |
| July | 4.29 | 445 | 71,374 | 116,733 | 1,756,704 | 917,944 | 1,532 | 946,614 | 317,789 | 0 | 601,561 | 1,945,256 | 1,866,090 | 79,166 |
| August | | | | | | | | | | | | | | |
| September | | | | | | | | | | | | | | |
| October | | | | | | | | | | | | | | |
| November | | | | | | | | | | | | | | |
| December | | | | | | | | | | | | | | |
| | | | | | | | | | | | | | | |
| YTD Total | 19.24 | 4,923 | 625,993 | 1,023,102 | 15,716,996 | 8,593,794 | 47,078 | 7,577,071 | 2,939,885 | 0 | 4,041,760 | 17,371,014 | 16,217,943 | 1,153,071 |

Note:
1. If the bypass at the effluent pond is ever used to pump effluent back to the LTRF, this table must be modified.
2. Change in storage represents total inflow to LTRF minus total outflow from LTRF.

# Appendix D
## Groundwater Quality Trends

## Southeast County Landfill

## Historical Supplemental Assessment Groundwater Data TH-66A

| Field Parameters | Aug-12 | Feb-13 | Aug-13 | Feb-14 | Aug-14 | Feb-15 | Aug-15 | Feb-16 | May-16 | Nov-16 | Feb-17 | May-17 | MCL Standard |
|---|---|---|---|---|---|---|---|---|---|---|---|---|---|
| conductivity (umhos/cm) (field) | 339 | 360 | 222 | 375 | 384 | 340 | 295 | 313 | 334 | 512 | 580 | 513 | NS |
| dissolved oxygen (mg/l) (field) | 0.36 | 0.71 | 1.05 | 0.87 | 0.54 | 0.36 | 0.38 | 0.5 | 0.65 | 0.33 | 0.64 | 1.13 | NS |
| ORP (mV) | ND | ND | ND | ND | ND | ND | ND | ND | 69.7 | -3 | -69.2 | 30.3 | NS |
| temperature (°C) (field) | 27.00 | 22.40 | 27.80 | 21.14 | 28.28 | 20.59 | 27.01 | 21.5 | 24.55 | 25.44 | 23.68 | 27.67 | NS |
| turbidity (NTU) (field) | 3.02 | 1.91 | 2.65 | 3.01 | 2.69 | 2.86 | 3.17 | 1.35 | 0.86 | 0.49 | 1.06 | 2.17 | NS |
| pH (field) | 5.68 | 5.80 | 6.08 | 6.06 | 6.00 | 5.75 | 6.00 | 6.12 | 6.03 | 5.82 | 6.18 | 6.09 | (6.5 - 8.5)** |
| General Parameters | | | | | | | | | | | | | MCL Standard |
| total dissolved solids (mg/l) | 200 | 220 | 160 | 190 | 130 | 180 | 180 | 180 | 180 | 320 | 300 | 230 | 500** |
| chloride (mg/l) | 22 | 24 | 20 | 22 | 16 | 14 | 4.9 i | 15 | 15 | 92 | 78 | 52 | 250** |
| ammonia nitrogen (mg/l as N) | 0.37 | 0.29 | 0.32 | 0.38 | 0.91 | 0.13 | 0.22 | 0.12 | 0.34 | 0.44 | 0.5 | 0.57 | NS |
| Metals Detected (mg/l) | | | | | | | | | | | | | MCL Standard |
| sodium | 9.7 | 8.9 | 11 | 11 | 8.1 | 8.2 | 5.7 | 8.7 | 9.5 | 21 | 21 | 20 | 160* |

| Field Parameters | Aug-17 | Nov-17 | Feb-18 | May-18 | Jul-18 | Nov-18 | Feb-19 | May-19 | Aug-19 | Nov-20 | Feb-20 | May-20 | MCL Standard |
|---|---|---|---|---|---|---|---|---|---|---|---|---|---|
| conductivity (umhos/cm) (field) | 376 | 342.1 | 315.6 | 333 | 263 | 361.7 | 274.4 | 290.9 | 273.5 | 317 | 285.1 | 248 | NS |
| dissolved oxygen (mg/l) (field) | 0.09 | 1.93 | 0.46 | 0.69 | 0.2 | 0.56 | 0.4 | 0.34 | 0.13 | 0.11 | 0.34 | 0.46 | NS |
| ORP (mV) | -102.9 26.63 | -158.7 | -43.6 | -124.8 | 125.4 | -61.8 | -115.4 | -63 | -102 26.5 | -48.9 | 121 | -75.8 | NS |
| temperature (°C) (field) | 1.81 | 25.90 | 22.50 | 25.10 | 27.30 | 26.80 | 22.80 | 24.4 | 2.89 | 27.7 | 22.4 | 26.3 | NS |
| turbidity (NTU) (field) | | 1.89 | 0.89 | 0.78 | 3.65 | 1.81 | 0.7 | 0.19 | | 0.58 | 1.12 | 2.09 | NS |
| pH (field) | 5.88 | 6.09 | 5.87 | 5.99 | 6.89 | 5.94 | 5.85 | 5.78 | 6.14 | 5.98 | 5.95 | 5.79 | (6.5 - 8.5)** |
| General Parameters | | | | | | | | | | | | | MCL Standard |
| total dissolved solids (mg/l) | 250 | 160 | 210 | 230 | 164 | 240 | 210 | 200 | 160 | 150 | 270 | 190 | 500** |
| Metals Detected (mg/l) | | | | | | | | | | | | | MCL Standard |
| sodium | 15 | 15 | 12 | 11 | 7.15 i | 9.9 | 7.3 | 6.6 | 6.1 | 5.9 | 6.9 | 4.4 | 160* |

Note: Reference FDEP Groundwater Guidance Concentrations
NS = No Standard
MCL = Maximum Contaminant Level
* = Primary Drinking Water Standard
** = Secondary Drinking Water Standard

6.00 = Exceeds Standard

mV = millivolts
NTU = Nephelometric Turbidity Units
mg/l = milligrams per liter
NGVD = National Geodedic Vertical Datum

j4 = estimated results

## Southeast County Landfill

## Historical Supplemental Assessment Groundwater Data TH-67

| Field Parameters | Aug-12 | Feb-13 | Aug-13 | Feb-14 | Aug-14 | Feb-15 | Aug-15 | Feb-16 | May-16 | Nov-16 | Feb-17 | May-17 | MCL Standard |
|---|---|---|---|---|---|---|---|---|---|---|---|---|---|
| conductivity (umhos/cm) (field) | 312 | 684 | 285 | 634 | 390 | 428 | 429 | 1780 | 3973 | 2166 | 3830 | 3630 | NS |
| dissolved oxygen (mg/l) (field) | 0.46 | 0.81 | 0.50 | 1.43 | 0.69 | 1.42 | 0.55 | 1.05 | 0.42 | 3.04 | 2.13 | 0.26 | NS |
| ORP (mV) | ND | ND | ND | ND | ND | ND | ND | ND | -7.9 | -100 | -41.7 | -12.1 | NS |
| temperature (°C) (field) | 27.90 | 22.90 | 27.90 | 20.19 | 28.38 | 19.52 | 28.32 | 20.81 | 24.63 | 25.23 | 24.52 | 25.25 | NS |
| turbidity (NTU) (field) | 2.83 | 13.9 | 3.84 | 8.01 | 6.16 | 8.28 | 1.13 | 10.11 | 7.64 | 5.29 | 8.72 | 7.64 | NS |
| pH (field) | 6.00 | 6.25 | 6.36 | 6.37 | 6.21 | 6.09 | 6.41 | 5.98 | 6.18 | 6.21 | 6.44 | 6.32 | (6.5 - 8.5)** |
| General Parameters | | | | | | | | | | | | | MCL Standard |
| total dissolved solids (mg/l) | 200 | 350 | 190 | 310 | 170 | 250 | 220 | 1600 | 2200 | 1400 | 2000 | 2000 | 500** |
| chloride (mg/l) | 24 | 41 | 25 | 34 | 9.1 | 31 | 29 | 620 | 910 | 600 | 990 | 790 | 250** |
| ammonia nitrogen (mg/l as N) | 0.64 | 1.4 | 0.91 | 1.8 | 0.33 | 0.05 i | 0.12 | 1.5 | 36 | 11 | 14 | 14 | NS |
| Metals Detected (mg/l) | | | | | | | | | | | | | MCL Standard |
| sodium | 12 | 27 | 19 | 27 | 5.7 | 8.7 | 8.7 | 120 | 360 | 49 | 330 | 380 | 160* |

| Field Parameters | Aug-17 | Nov-17 | Feb-18 | May-18 | Jul-18 | Nov-18 | Feb-19 | May-19 | Aug-19 | Nov-19 | Feb-20 | May-20 | MCL Standard |
|---|---|---|---|---|---|---|---|---|---|---|---|---|---|
| conductivity (umhos/cm) (field) | 215 | 497.4 | 207.7 | 1329 | 180 | 706 | 209.6 | 697 | 173 | 232.4 | 482.6 | 691 | NS |
| dissolved oxygen (mg/l) (field) | 0.31 | 2.06 | 5.97 | 0.39 | 0.08 | 0.14 | 2.11 | 0.56 | 0.15 | 1.34 | 0.22 | 1.46 | NS |
| ORP (mV) | 43.2 | -9.5 | 103.7 | -46.1 | 2.4 | -50.1 | 151.8 | -40.1 | 92.5 | 25.8 | -12.9 | -37.5 | NS |
| temperature (°C) (field) | 26.79 | 25.40 | 22.20 | 24.80 | 27.94 | 26.70 | 21.70 | 24.4 | 27.9 | 27.1 | 24.1 | 26.5 | NS |
| turbidity (NTU) (field) | 16.5 | 5.05 | 7.76 | 2.71 | 10.4 | 8.41 | 3.79 | 0.89 | 5.21 | 2.25 | 5.68 | 3.18 | NS |
| pH (field) | 6.29 | 6.43 | 6.54 | 6.39 | 6.44 | 6.09 | 5.98 | 6.10 | 6.27 | 6.19 | 6.22 | 6.24 | (6.5 - 8.5)** |
| General Parameters | | | | | | | | | | | | | MCL Standard |
| total dissolved solids (mg/l) | 150 | 280 | 140 | 880 | 128 | 400 | 120 | 490 | 110 | 120 | 270 | 360 | 500** |
| chloride (mg/l) | 13 | 79 | 12 | 240 | 76 | 92 | 9.4 | 96 | 5.1 | 8.6 | 13 | 94 | 250** |
| ammonia nitrogen (mg/l as N) | 0.02 u | 1.5 | 0.025 u | 4.2 | 0.28 | 1.5 | 0.08 i | 2.4 | 0.08 | 0.07 i | 2 | 1.4 | NS |
| Metals Detected (mg/l) | | | | | | | | | | | | | MCL Standard |
| sodium | 8.4 | 38 | 6.3 | 110 | 1.94 i | 35 | 4.4 | 40 | 1.8 | 1.8 | 124.0 | 36.0 | 160* |

Note: Reference FDEP Groundwater Guidance Concentrations

NS = No Standard

MCL = Maximum Contaminant Level

* = Primary Drinking Water Standard

** = Secondary Drinking Water Standard

**6.41 = Exceeds Standard**

mV = millivolts

NTU = Nephelometric Turbidity Units

i = reported value is between the laboratory method detection limit and the laboratory practical quantitation limit.

mg/l = milligrams per liter

NGVD = National Geodedic Vertical Datum

## Southeast County Landfill
## Historical Supplemental Assessment Groundwater Data TH-79

| General Parameters | Nov-16 | Feb-17 | May-17 | Aug-17 | Nov-17 | Feb-18 | May-18 | Jul-18 | Nov-18 | Feb-19 | May-19 | Aug-19 | Nov-19 | Feb-20 | May-20 | MCL Standard |
|---|---|---|---|---|---|---|---|---|---|---|---|---|---|---|---|---|
| **conductivity (umhos/cm) (field)** | 2740 | 4980 | 5212 | 2221 | 1183 | 956 | 1102 | 397 | 488.9 | 284.8 | 468.3 | 297.1 | 322.7 | 343.9 | 417.3 | **NS** |
| **dissolved oxygen (mg/l) (field)** | 0.25 | 1.73 | 1.23 | 1.67 | 4.39 | 3.33 | 1.63 | 0.15 | 1.60 | 0.95 | 1.24 | 0.85 | 1.0 | 0.21 | 1.43 | **NS** |
| **ORP (mV)** | 1.4 | -20.3 | -40.6 | -30.8 | -27.7 | -15.0 | -95.4 | 54.0 | 27.1 | 22.4 | -35.7 | 13.9 | -6.8 | 27.4 | -0.5 | **NS** |
| **temperature (°C) (field)** | 24.03 | 21.77 | 25.49 | 28.04 | 24.90 | 20.70 | 24.60 | 29.40 | 26.20 | 21.5 | 24.4 | 27.4 | 28.0 | 23.8 | 26.8 | **NS** |
| **turbidity (NTU) (field)** | 27.6 | 60.2 | 12 | 2.66 | 2.81 | 7.97 | 3.28 | 3.2 | 15.6 | 16.7 | 16.6 | 16.6 | 7.27 | 18 | 11.84 | **NS** |
| **pH (field)** | **6.09** | **6.40** | **6.29** | **6.19** | **6.28** | **6.11** | **5.85** | **6.04** | **5.56** | **5.65** | **5.50** | **5.88** | **5.93** | **5.75** | **5.62** | **(6.5 - 8.5)**** |
| **Field Parameters** | | | | | | | | | | | | | | | | **MCL Standard** |
| **total dissolved solids (mg/l)** | **1500** | **2700** | **2600** | **1200** | **590** | **560** | **610** | 238 | 250 | 160 | 310 | 170 | 140 | 210 | 170 | **500**** |
| **chloride (mg/l)** | 500 | **1200** | **1000** | **430** | 180 j4 | 150 | 180 | 15.4 | 24 | 13 | 30 | 8.8 | 15 | 16 | 29 | **250**** |
| **ammonia nitrogen (mg/l as N)** | 30 | 35 | 32 | 8.8 | 4.5 | 3.8 | 5 | 1.3 | 1.7 | 1.2 | 2.1 | 0.84 | 1.5 | 1.5 | 1.9 | **NS** |
| **Metals Detected (mg/l)** | | | | | | | | | | | | | | | | **MCL Standard** |
| **sodium** | 140 | **650** | **730** | **280** | 120 | 100 | 94 | 14.4 | 16 | 9.8 | 18 | 8.7 | 8.1 | 12.0 | 14.0 | **160*** |

*Note: Reference FDEP Groundwater Guidance Concentrations*

NS = No Standard

MCL = Maximum Contaminant Level

* = Primary Drinking Water Standard

** = Secondary Drinking Water Standard

**6.09 = Exceeds Standard**

mV = millivolts

NTU = Nephelometric Turbidity Units mg/l = milligrams per liter

NGVD = National Geodedic Vertical Datum

## Southeast County Landfill
## Historical Supplemental Assessment Groundwater Data TH-83

| Field Parameters | Jan-18 | Feb-18 | May-18 | Jul-18 | Nov-18 | Feb-19 | May-19 | Aug-19 | Nov-19 | Feb-20 | May-20 | MCL Standard |
|---|---|---|---|---|---|---|---|---|---|---|---|---|
| conductivity (umhos/cm) (field) | 1504 | 537 | 1505 | 498 | 968 | 580 | 976 | 1204 | 1084 | 1131 | 1666 | NS |
| dissolved oxygen (mg/l) (field) | 1.12 | 1.02 | 0.70 | 2.14 | 0.63 | 0.41 | 0.27 | 0.71 | 2.99 | 0.22 | 0.41 | NS |
| ORP (mV) | 6.7 | 10.6 | -16.1 | 140.7 | 61.3 | 121.6 | 49.1 | 126.5 | 38 | -10 | -32.9 | NS |
| temperature (°C) (field) | 22.7 | 23.10 | 23.90 | 26.48 | 27.20 | 22.60 | 24.3 | 28.5 | 27.8 | 23.7 | 26.1 | NS |
| turbidity (NTU) (field) | 5.05 | 4.78 | 1.63 | 3.56 | 1.1 | 1.21 | 0.23 | 3.13 | 1.62 | 0.49 | 1.75 | NS |
| pH (field) | 6.9 | 6.55 | **6.46** | **6.44** | **6.28** | **6.14** | **6.36** | **6.39** | 6.60 | **6.46** | **6.49** | (6.5 - 8.5)** |
| **General Parameters** | | | | | | | | | | | | **MCL Standard** |
| total dissolved solids (mg/l) | 430 | 290 | **890** | 352 | 470 | 410 | **570** | **650** | **520** | **570** | **800** | 500** |
| chloride (mg/l) | 170 | 62 | **320** | 94.9 | 130 | 97 j4 | 130 | **280** | 150 | 200 J4 | **280** | 250** |
| ammonia nitrogen (mg/l as N) | 6.5 | 4.7 | 15 | 1.1 | 13 | 9.3 | 18 | 17 | 21 | 19 | 23 | NS |
| **Metals Detected (mg/l)** | | | | | | | | | | | | **MCL Standard** |
| sodium | 98 | 58 | 140 | 87.7 | 110 | 63 | 92 | 120 | 120 | 130 | **180** | 160* |

Note: Reference FDEP Groundwater Guidance Concentrations
NS = No Standard
MCL = Maximum Contaminant Level
* = Primary Drinking Water Standard
** = Secondary Drinking Water Standard

**6.46 = Exceeds Standard**

mV = millivolts
NTU = Nephelometric Turbidity Units j4 = estimated results
mg/l = milligrams per liter
NGVD = National Geodedic Vertical Datum

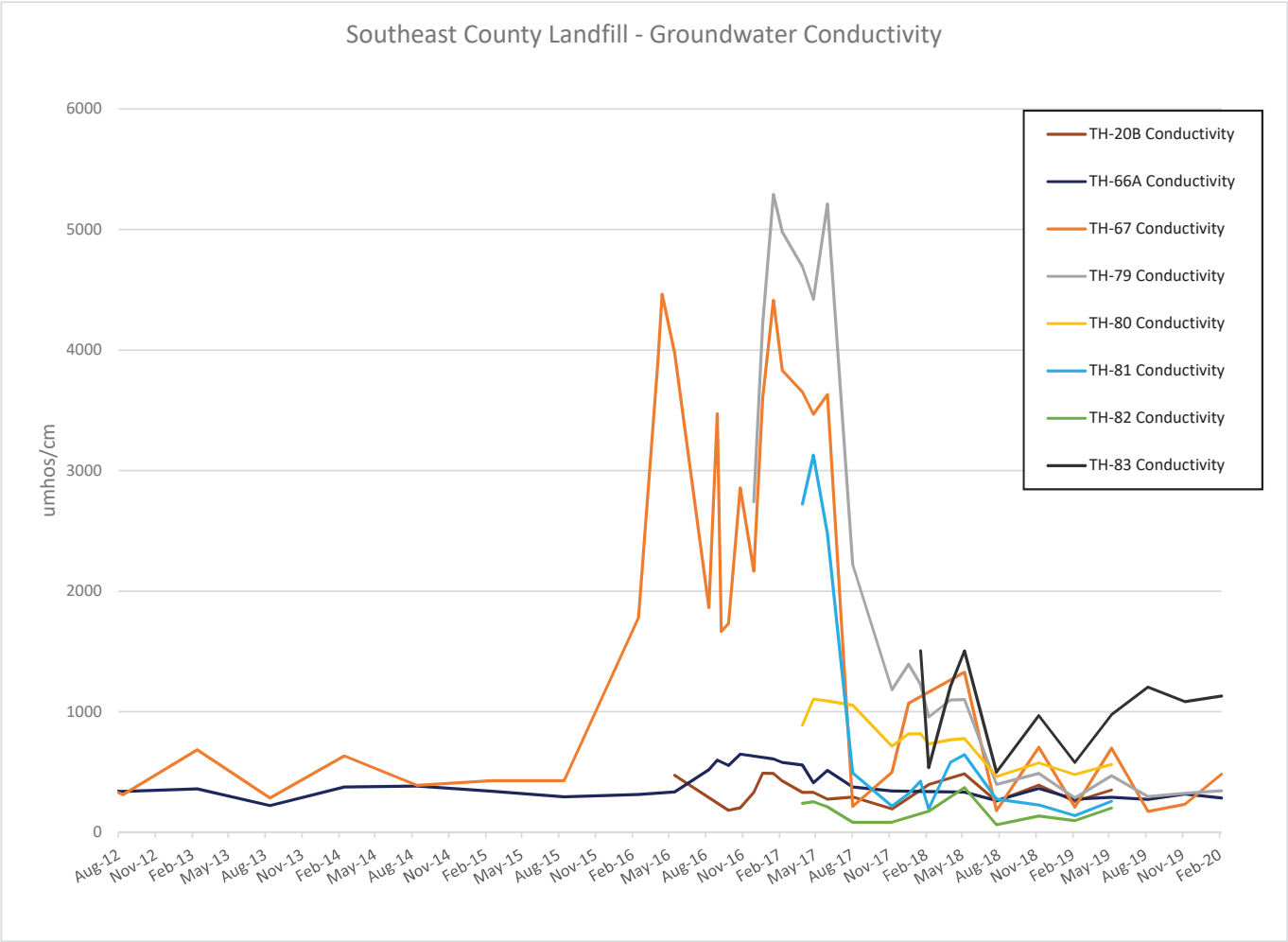
Southeast County Landfill - Groundwater Conductivity
umhos/cm
6000
5000
4000
3000
2000
1000
0
Aug-12
Nov-12
Feb-13
May-13
Aug-13
Nov-13
Feb-14
May-14
Aug-14
Nov-14
Feb-15
May-15
Aug-15
Nov-15
Feb-16
May-16
Aug-16
Nov-16
Feb-17
May-17
Aug-17
Nov-17
Feb-18
May-18
Aug-18
Nov-18
Feb-19
May-19
Aug-19
Nov-19
Feb-20
TH-20B Conductivity
TH-66A Conductivity
TH-67 Conductivity
TH-79 Conductivity
TH-80 Conductivity
TH-81 Conductivity
TH-82 Conductivity
TH-83 Conductivity

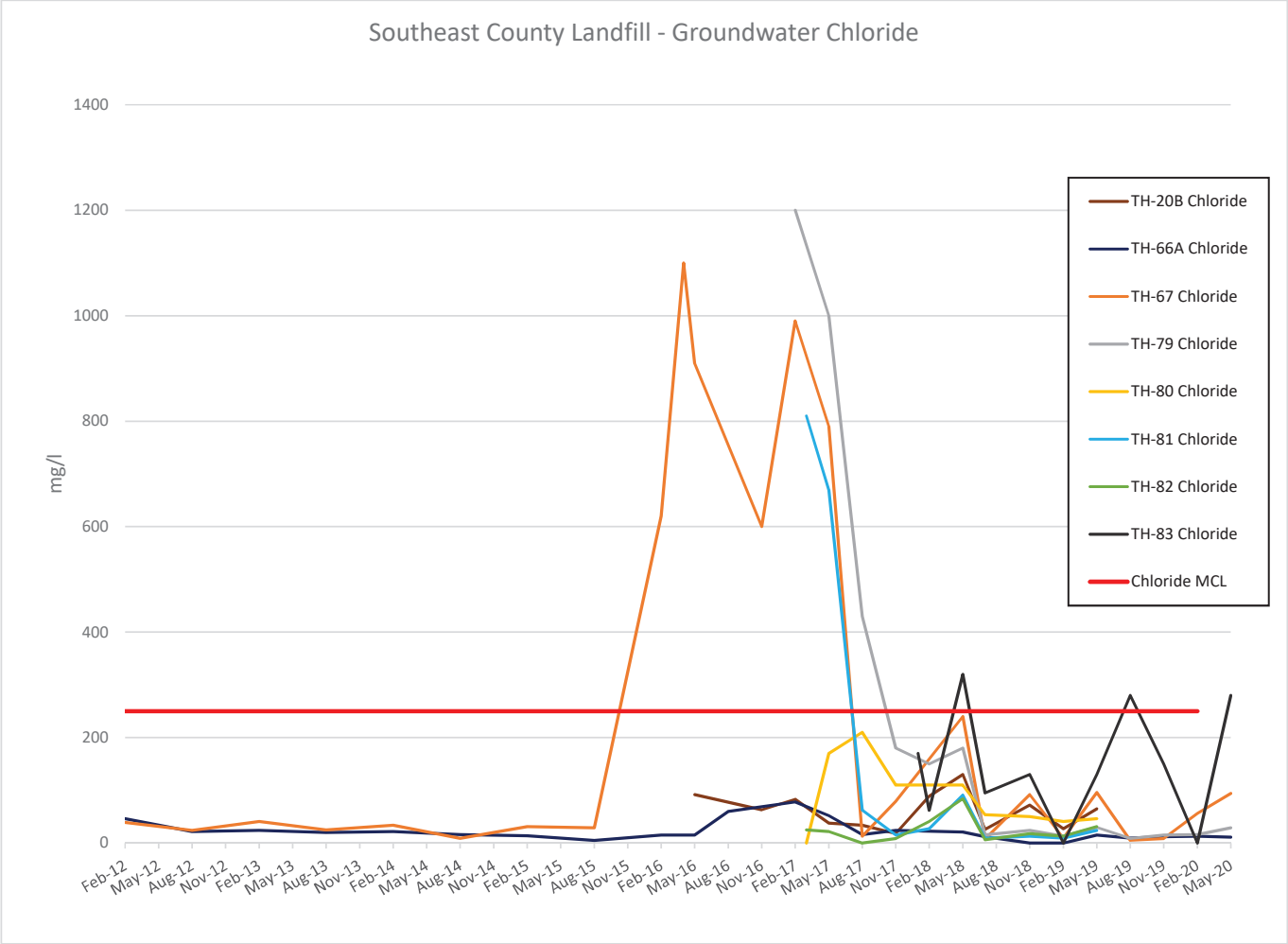
Southeast County Landfill - Groundwater Chloride
mg/l
1400
1200
1000
800
600
400
200
0
Feb-12
May-12
Aug-12
Nov-12
Feb-13
May-13
Aug-13
Nov-13
Feb-14
May-14
Aug-14
Nov-14
Feb-15
May-15
Aug-15
Nov-15
Feb-16
May-16
Aug-16
Nov-16
Feb-17
May-17
Aug-17
Nov-17
Feb-18
May-18
Aug-18
Nov-18
Feb-19
May-19
Aug-19
Nov-19
Feb-20
May-20
TH-20B Chloride
TH-66A Chloride
TH-67 Chloride
TH-79 Chloride
TH-80 Chloride
TH-81 Chloride
TH-82 Chloride
TH-83 Chloride
Chloride MCL

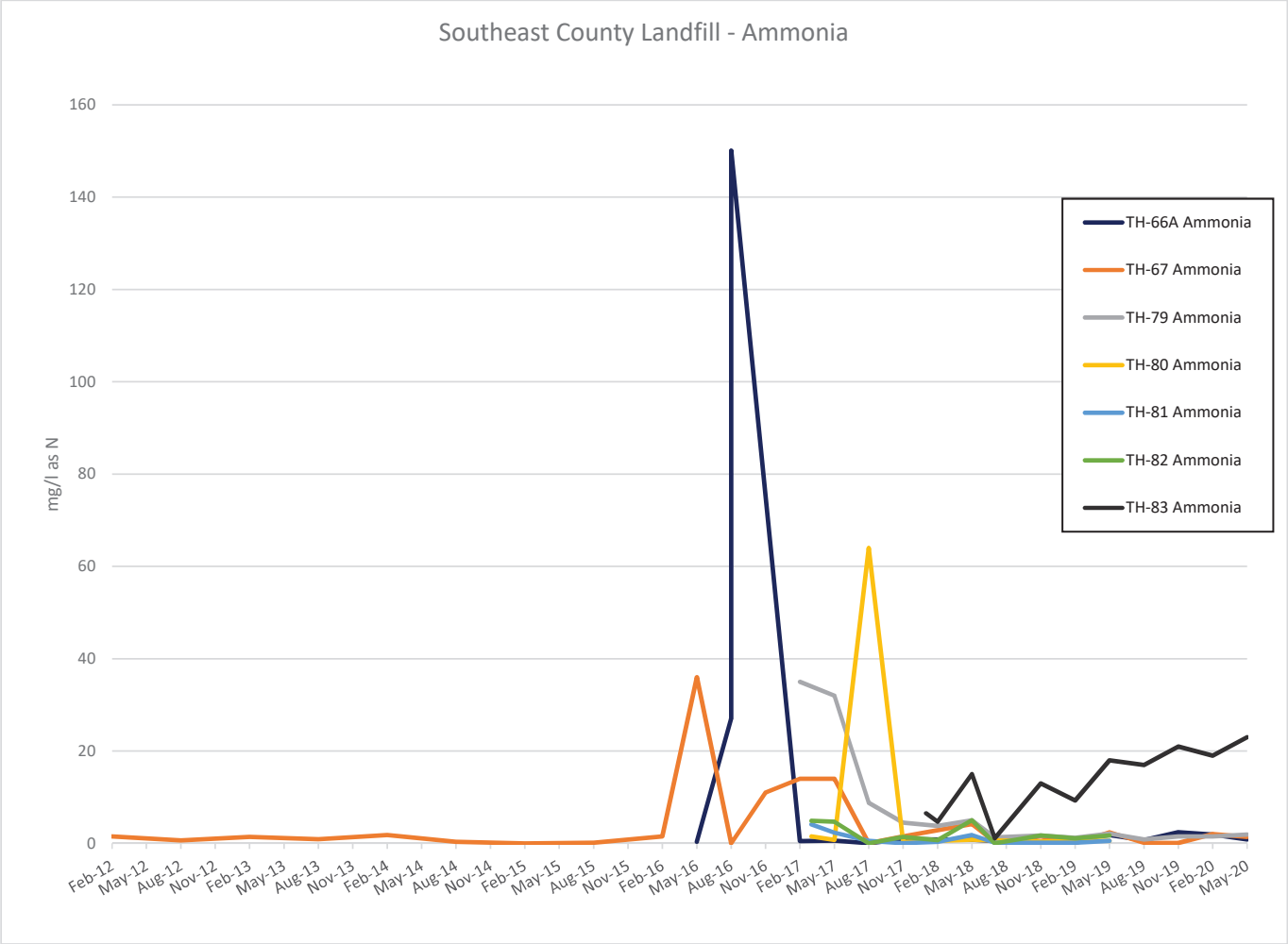
Southeast County Landfill - Ammonia
mg/l as N
160
140
120
100
80
60
40
20
0
Feb-12
May-12
Aug-12
Nov-12
Feb-13
May-13
Aug-13
Nov-13
Feb-14
May-14
Aug-14
Nov-14
Feb-15
May-15
Aug-15
Nov-15
Feb-16
May-16
Aug-16
Nov-16
Feb-17
May-17
Aug-17
Nov-17
Feb-18
May-18
Aug-18
Nov-18
Feb-19
May-19
Aug-19
Nov-19
Feb-20
May-20
TH-66A Ammonia
TH-67 Ammonia
TH-79 Ammonia
TH-80 Ammonia
TH-81 Ammonia
TH-82 Ammonia
TH-83 Ammonia

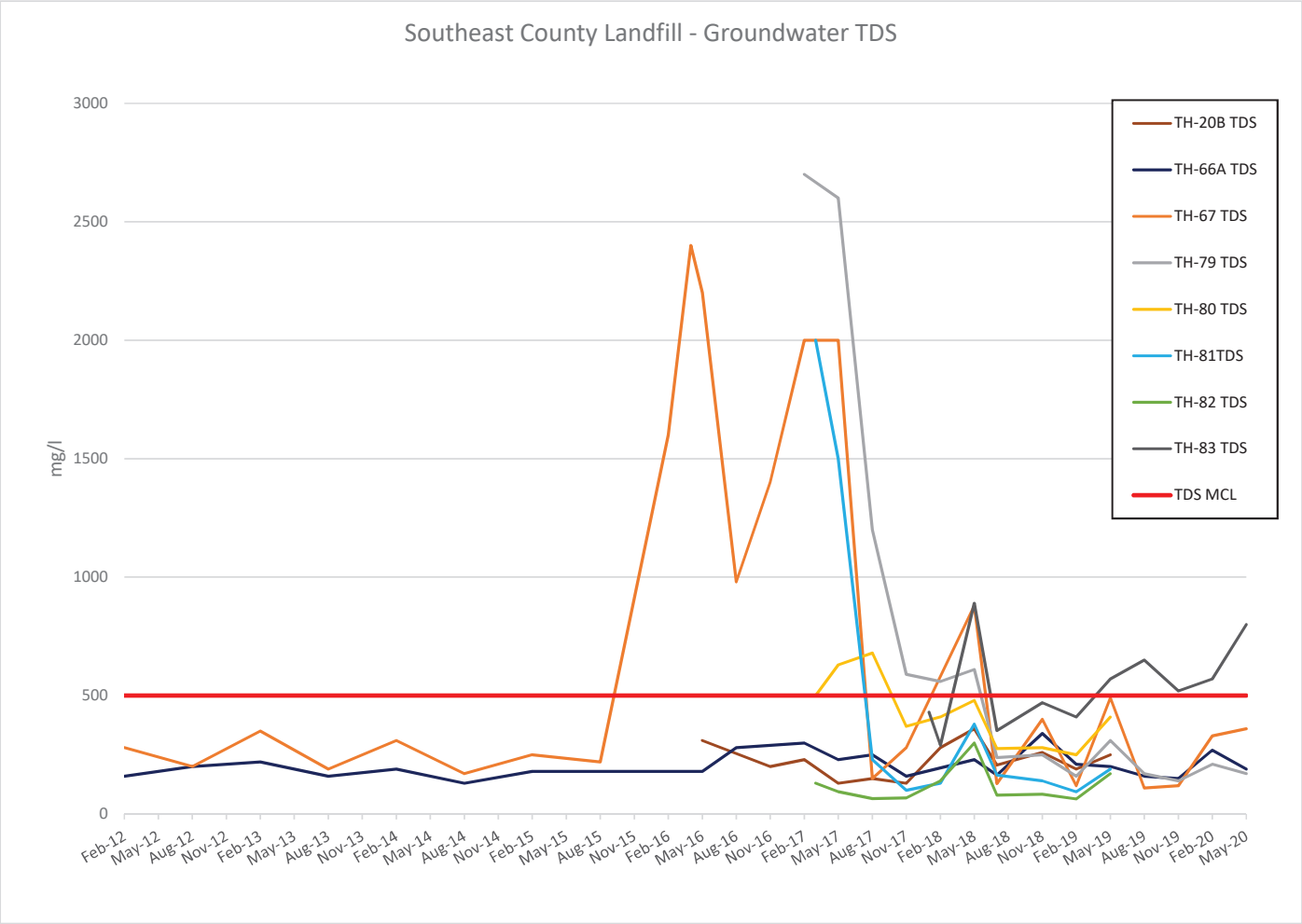
Southeast County Landfill - Groundwater TDS
mg/l
3000
2500
2000
1500
1000
500
0
Feb-12
May-12
Aug-12
Nov-12
Feb-13
May-13
Aug-13
Nov-13
Feb-14
May-14
Aug-14
Nov-14
Feb-15
May-15
Aug-15
Nov-15
Feb-16
May-16
Aug-16
Nov-16
Feb-17
May-17
Aug-17
Nov-17
Feb-18
May-18
Aug-18
Nov-18
Feb-19
May-19
Aug-19
Nov-19
Feb-20
May-20
TH-20B TDS
TH-66A TDS
TH-67 TDS
TH-79 TDS
TH-80 TDS
TH-81TDS
TH-82 TDS
TH-83 TDS
TDS MCL

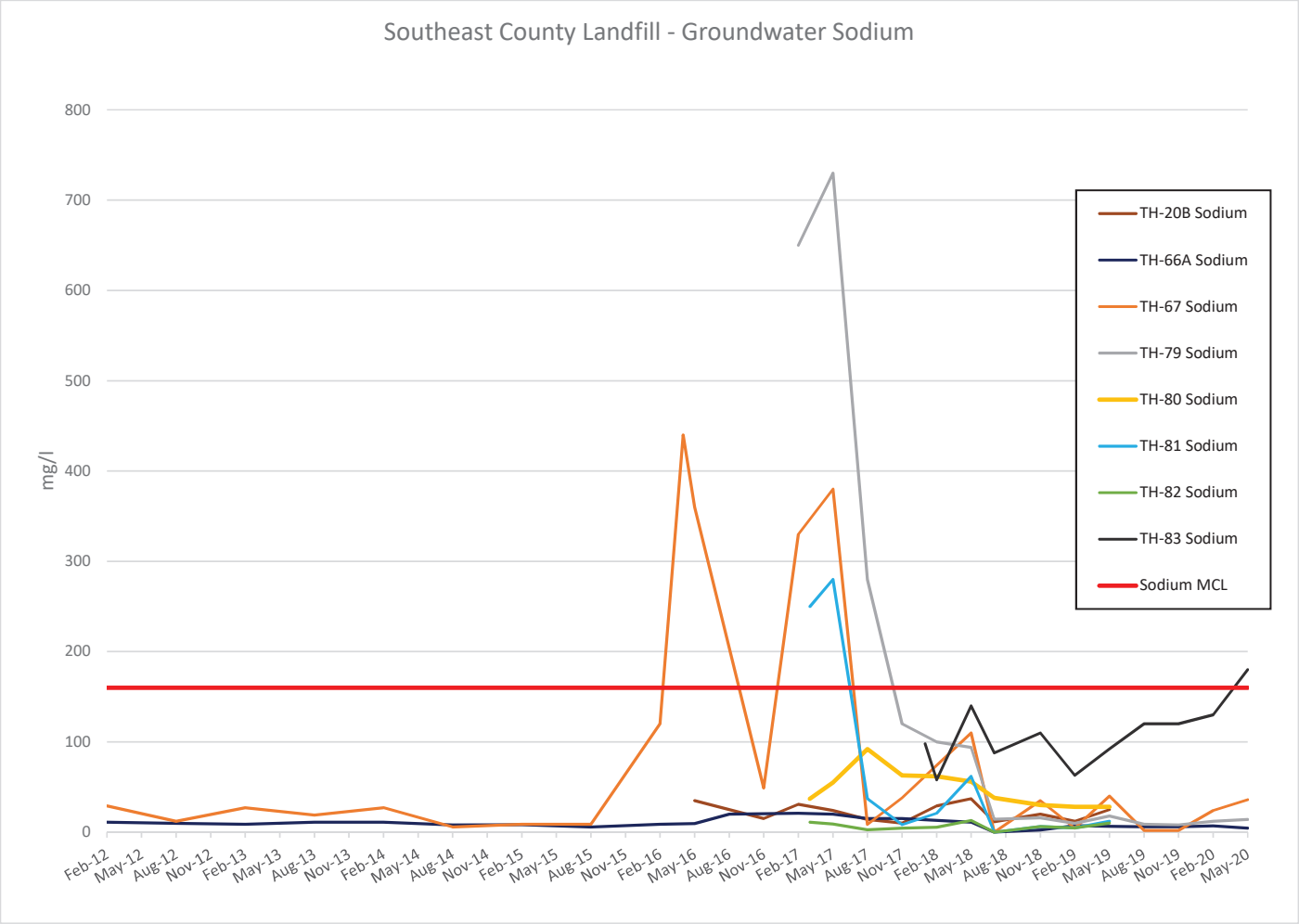
Southeast County Landfill - Groundwater Sodium
mg/l
800
700
600
500
400
300
200
100
0
Feb-12
May-12
Aug-12
Nov-12
Feb-13
May-13
Aug-13
Nov-13
Feb-14
May-14
Aug-14
Nov-14
Feb-15
May-15
Aug-15
Nov-15
Feb-16
May-16
Aug-16
Nov-16
Feb-17
May-17
Aug-17
Nov-17
Feb-18
May-18
Aug-18
Nov-18
Feb-19
May-19
Aug-19
Nov-19
Feb-20
May-20
TH-20B Sodium
TH-66A Sodium
TH-67 Sodium
TH-79 Sodium
TH-80 Sodium
TH-81 Sodium
TH-82 Sodium
TH-83 Sodium
Sodium MCL

# Appendix E
July 2020 Subsurface
Conductivity Memorandum

August 14, 2020
File No. 09215600.10

MEMORANDUM

TO: Mr. Joe O'Neill, P.E. and Mr. Larry Ruiz, S.C.
FROM: Mr. Trent Arney, E.I.T. and Mr. Kollan Spradlin, P.E.
SUBJECT: July 2020 Subsurface Geophysics Survey, Southeast County Landfill

## Executive Summary

SCS Engineers (SCS) contracted Geoview, Inc. (Geoview) in 2016, 2017, 2018, May 2019, October 2019, and December 2019 to perform subsurface conductivity surveys adjacent to the southeast corner of Phase II of the Southeast County Landfill (SCLF). In order to evaluate the change in conductivity over time, SCS contracted Geoview again in July 2020 to perform an additional subsurface conductivity survey of the subject area. SCS found that a comparison of the 2016, 2017, 2018, and 2019 subsurface conductivity shows a discernable and steady decline in bulk subsurface conductivity. Additionally, local groundwater quality continues to improve and monitored parameters meet primary drinking water standards. The corrective actions implemented by the Hillsborough County, Solid Waste Management Division (SWMD) have isolated and abated the source of previous groundwater impacts observed during quarterly monitoring events.

## Introduction

As requested by the SWMD, SCS has prepared this memorandum to present the findings of the July 2020 geophysical survey conducted between the southeastern edge of Phase II and the perimeter road at the SCLF.

## Background

Previously, subsurface geophysical surveys were performed by Geoview in November 2016, October 2017, November 2018, May 2019, October 2019, and December 2019 near the southeast perimeter of Phase II. Each of the previous reports presented the bulk conductivity measurements near the edge of the Phase II perimeter berm to a depth of approximately 16 feet below ground surface.

The surveys conducted from November 2016 through December 2019 identified an area of elevated subsurface conductivity that was mapped and defined within the Geoview reports. Each of the 2016 through December 2019 reports delineated an area of elevated conductivity near the Phase II landfill limit.

In order to continue to assess conductivity trends over time, SCS again contracted Geoview to survey the local subsurface conductivity in July 2020. The geophysical survey was performed on July 23, 2019. The July 2020 report is included as **Attachment 1**.

## Field Investigation

Geoview personnel performed the July 2020 field measurements of bulk subsurface conductivity using a Geonics EM-31-MK2 ground conductivity meter in vertical dipole orientation. An SCS representative was on site to observe and document field activities. Conductivity measurements were collected by Geoview at one-foot intervals along transects spaced approximately 15 feet apart, parallel to the SCLF landfill limits. Previous surveys performed by Geoview in 2016 through December 2019 used the same type of equipment with the same orientation and settings.

The limits of survey areas deviated slightly for each investigation. The survey limits of the November 2016, October 2017, and each of the prior 2019 surveys extended further into the landfill than the December 2019 and July 2020 survey limits, resulting in the observation of high conductivity areas within the landfill. These high conductivity areas are to be expected under normal operating conditions and are likely caused by conductive material within the waste mass. The purpose of this geophysical investigation was to identify potential high conductivity areas outside the landfill limits.

## Findings

Each of the 2016, 2017, 2018, and 2019 Geoview report figures show an area of elevated soil conductivity response near the toe of the containment berm in the southeast corner of Phase II. The figures produced by Geoview depicting terrain conductivity are included as **Figure 1** (2016), **Figure 2** (2017), **Figure 3** (2018), **Figure 4** (May 2019), **Figure 5** (October 2019), **Figure 6** (December 2019), and **Figure 7** (July 2020).

SCS compared the results of the July 2020 geophysical investigation to the November 2016 geophysical investigation. The figures indicate a discernable and steady decrease in the bulk subsurface conductivity within the area of elevated conductivity response, outside of the landfill limits.

From November 2016 to July 2020, conductivity values between TH-67 and TH-83 decreased approximately 55 milli-Seimens/meter (mS/m). Additionally, the subsurface conductivity of the area immediately south of TH-79 has decreased approximately 30 mS/m. Conversely, conductivity values near the perimeter road have changed little (less than 10 mS/m) from 2016 to July 2020, which supports that conductivity changes within areas of similar soil morphology are a result of changes in groundwater conductivity.

The Geoview reports state that changes in local conductivity measurements can be caused by either metallic interference (metal monitoring well housings and pumps), changes in geologic conditions, or changes in groundwater chemistry. For the purposes of the July 2020 report, Geoview concluded that the changes in conductivity are a result of changes in the conductance of shallow groundwater with exception of areas affected by data interference.

As shown in **Figure 4**, metallic objects that caused data interference and data gaps were identified and notated (vehicles, heavy machinery, surface metal, well casings, bollards, open excavations, equipment, etc.). The presences of vehicles and equipment were prevalent during the May 2019 geophysical survey as a result of cut-off trench extension construction and equipment staging;

however, it is our opinion that the subsurface conductivity surveys of the area east of Phase II collectively demonstrate a downward trend in bulk subsurface conductivity. Below, **Table 1** summarizes peak subsurface conductivity survey results within a radius of approximately 50 feet around TH-67, TH-79, and TH-83 for each of the included conductivity surveys.

Previous sampling events indicate seasonal groundwater fluctuations directly related to precipitation that influence the monitoring wells adjacent to Phase II. The months leading up to the July 2020 subsurface conductivity survey exhibited uncharacteristically low rainfall, which amplified the regular seasonal fluctuations associated with these wells.

Table 1. Summary of Subsurface Conductivity Near Monitoring Wells

| Monitoring Well | Subsurface Conductivity (Milli-Seimens/Meter) | | | | | | |
|---|---|---|---|---|---|---|---|
| | **Nov. 2016** | **Nov. 2017** | **Nov. 2018** | **May 2019** | **Oct. 2019** | **Dec. 2019** | **July 2020** |
| **TH-67** | 80 | 75 | 65 | 65 | 65 | 65 | 70 |
| **TH-79** | 100 | 75 | 65 | 65 | 70 | 65 | 70 |
| **TH-83** | 120 | 90 | 85 | 80 | 75 | 70 | 75 |

## Conclusion

Overall, groundwater quality east of Phase II continues to improve. The subsurface conductivity surveys performed by Geoview support these findings by documenting areas that have reduced in bulk conductivity over time; however, as stated in Geoview's report, conductivity results are not entirely attributable to groundwater changes in the presence of varying soil morphology and geology. For example, the presence of clay will usually result in bulk subsurface conductivity readings greater than that of clean sand.

Together, groundwater sampling and subsurface conductivity survey results indicate that the corrective actions implemented by SWMD have isolated and abated the source of previous groundwater impacts observed during quarterly monitoring events. SWMD continues to monitor and assess groundwater quality east of Phase II related to the original 2016 detection event.

Attachments

Figure 1

November 2016 Geoview Subsurface Conductivity Figure

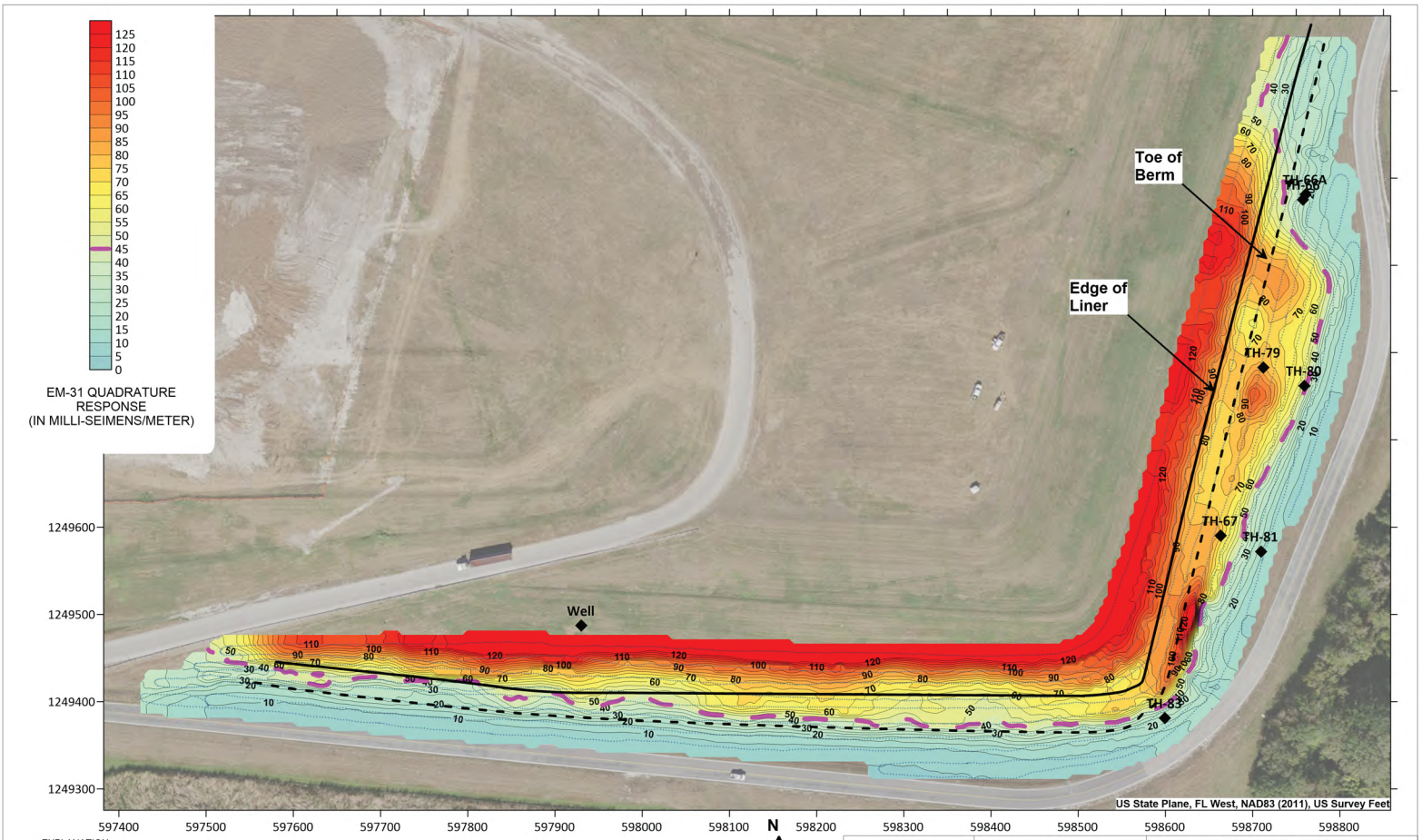


EXPLANATION

CONTOUR OF EM31 TERRAIN CONDUCTIVITY RESPONSE (IN MILLI-SEIMENS PER METER)

++++ EM DATA STATIONS

LOCATION OF MONITORING WELL (WITH DESIGNATION)

APPROXIMATE EDGE OF AREA OF ELEVATED CONDUCTIVITY RESPONSE

GeoView a geophysical services company

| | | |
|---|---|---|
| FIGURE 1 | SOUTHEAST COUNTY LANDFILL<br>DATA COLLECTED NOVEMBER 10, 2016<br>LITHIA, FLORIDA | |
| COLOR CONTOUR MAP OF EM-31 TERRAIN CONDUCTIVITY RESPONSE | SCS ENGINEERS<br>TAMPA, FLORIDA | PROJECT: 24527.0<br>DATE: 07/02/19 |

Figure 2

November 2017 Geoview Subsurface Conductivity Figure

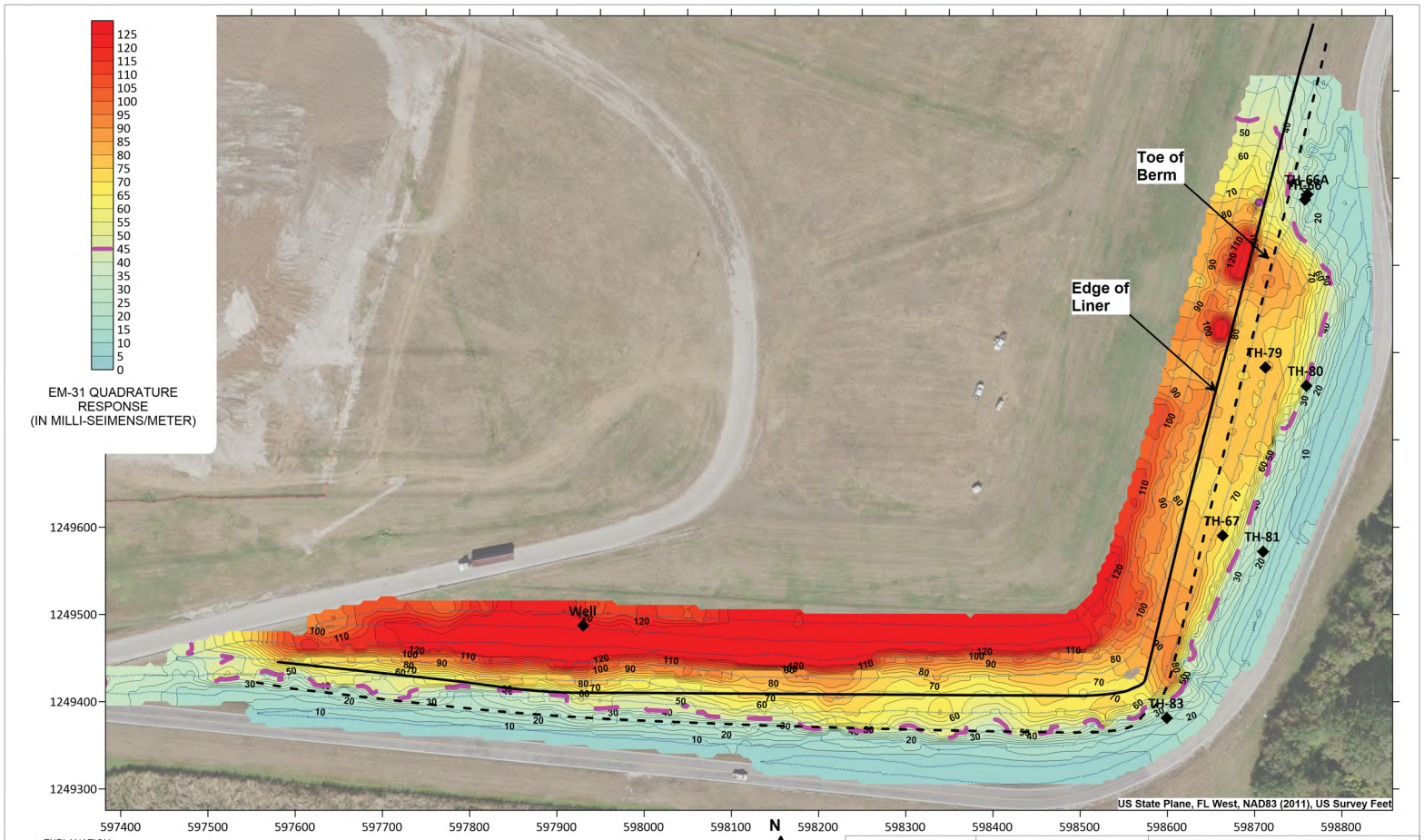


EXPLANATION

CONTOUR OF EM31 TERRAIN CONDUCTIVITY RESPONSE (IN MILLI-SEIMENS PER METER)

++++ EM DATA STATIONS

LOCATION OF MONITORING WELL (WITH DESIGNATION)

APPROXIMATE EDGE OF AREA OF ELEVATED CONDUCTIVITY RESPONSE

| | | |
|---|---|---|
| GeoView a geophysical services company | FIGURE 1<br>COLOR CONTOUR MAP OF EM-31 TERRAIN CONDUCTIVITY RESPONSE | SOUTHEAST COUNTY LANDFILL<br>DATA COLLECTED OCTOBER 11, 2017<br>LITHIA, FLORIDA<br>SCS ENGINEERS<br>TAMPA, FLORIDA<br>PROJECT: 24527.1<br>DATE: 07/02/19 |

Figure 3

November 2018 Geoview Subsurface Conductivity Figure

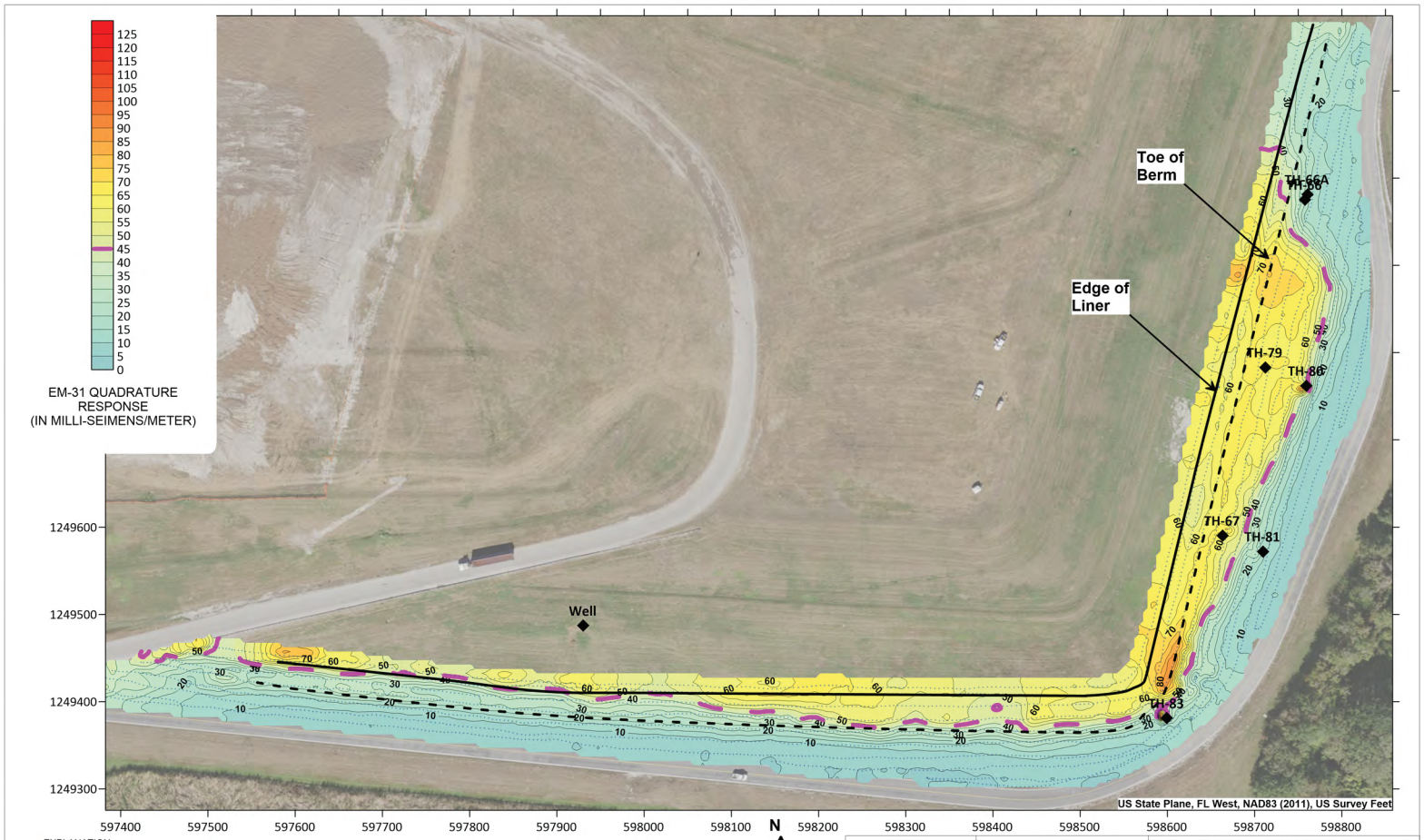


EXPLANATION

- CONTOUR OF EM31 TERRAIN CONDUCTIVITY RESPONSE (IN MILLI-SEIMENS PER METER)
- ++++ EM DATA STATIONS
- LOCATION OF MONITORING WELL (WITH DESIGNATION)
- APPROXIMATE EDGE OF AREA OF ELEVATED CONDUCTIVITY RESPONSE

| | | |
|---|---|---|
| GeoView a geophysical services company | FIGURE 1<br>COLOR CONTOUR MAP OF EM-31 TERRAIN CONDUCTIVITY RESPONSE | SOUTHEAST COUNTY LANDFILL<br>DATA COLLECTED NOVEMBER 2, 2018<br>LITHIA, FLORIDA<br>SCS ENGINEERS<br>TAMPA, FLORIDA<br>PROJECT: 24527.2<br>DATE: 07/02/19 |

Figure 4

May 2019 Geoview Subsurface Conductivity Figure

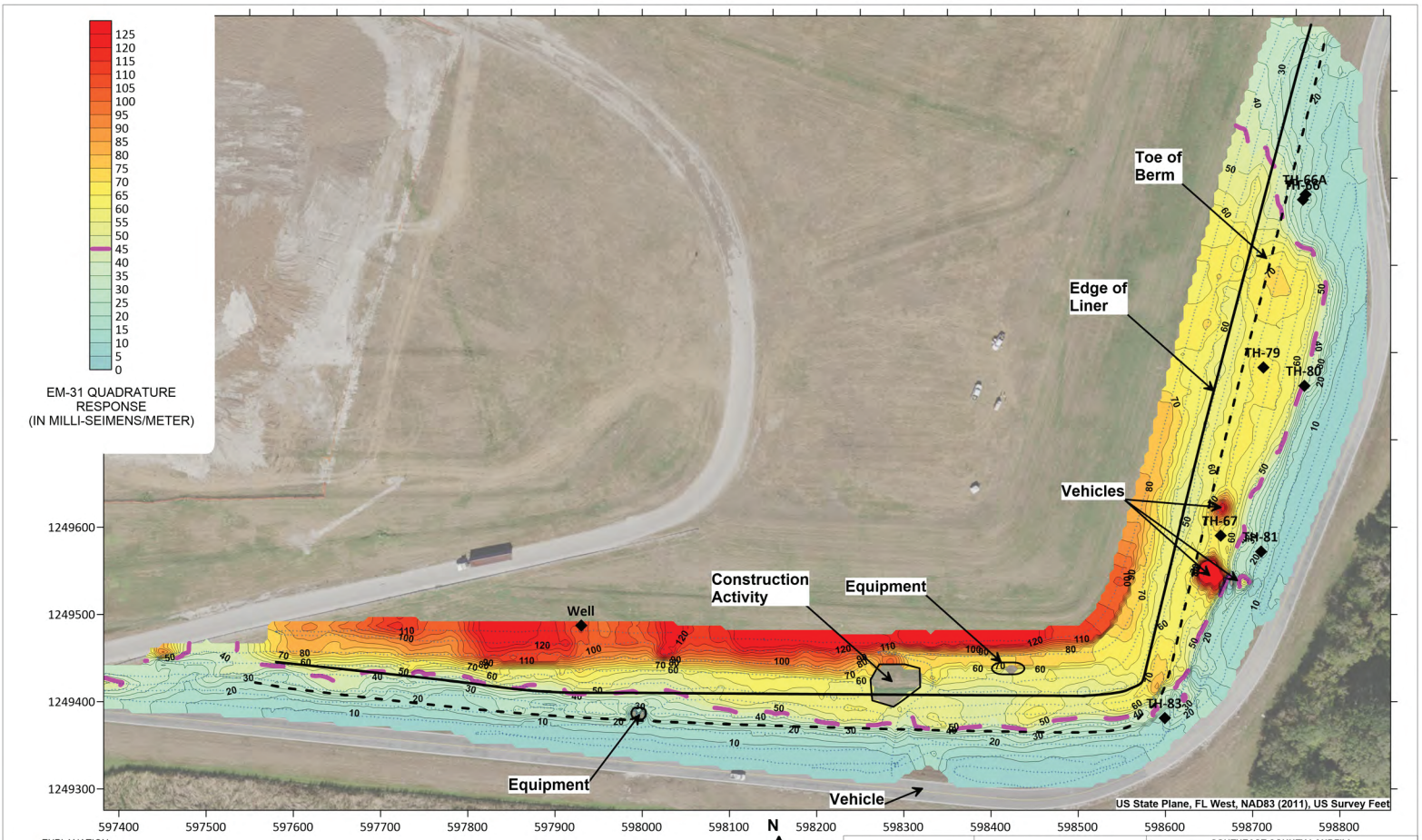


EXPLANATION

CONTOUR OF EM31 TERRAIN CONDUCTIVITY RESPONSE (IN MILLI-SEIMENS PER METER)

++++ EM DATA STATIONS

LOCATION OF MONITORING WELL (WITH DESIGNATION)

APPROXIMATE EDGE OF AREA OF ELEVATED CONDUCTIVITY RESPONSE

| | | |
|---|---|---|
| GeoView a geophysical services company | FIGURE 1<br>COLOR CONTOUR MAP OF EM-31 TERRAIN CONDUCTIVITY RESPONSE | SOUTHEAST COUNTY LANDFILL<br>DATA COLLECTED MAY 8, 2019<br>LITHIA, FLORIDA<br>SCS ENGINEERS<br>TAMPA, FLORIDA<br>PROJECT: 24527.3<br>DATE: 07/02/19 |

Figure 5

October 2019 Geoview Subsurface Conductivity Figure

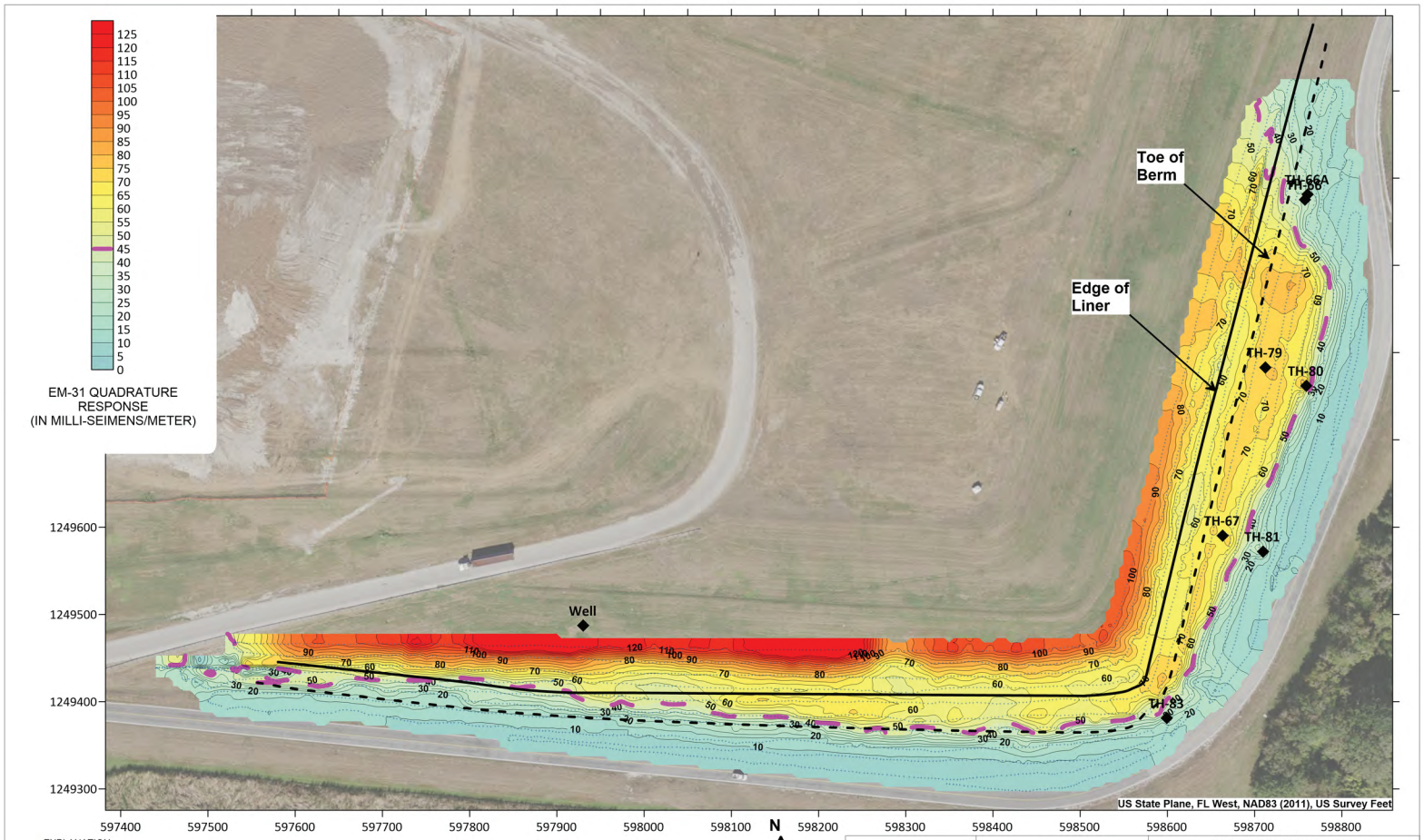


EXPLANATION

CONTOUR OF EM31 TERRAIN CONDUCTIVITY RESPONSE (IN MILLI-SEIMENS PER METER)

++++ EM DATA STATIONS

LOCATION OF MONITORING WELL (WITH DESIGNATION)

APPROXIMATE EDGE OF AREA OF ELEVATED CONDUCTIVITY RESPONSE

| | | |
|---|---|---|
| GeoView a geophysical services company | FIGURE 1<br>COLOR CONTOUR MAP OF EM-31 TERRAIN CONDUCTIVITY RESPONSE | SOUTHEAST COUNTY LANDFILL<br>DATA COLLECTED OCTOBER 8, 2019<br>LITHIA, FLORIDA<br>SCS ENGINEERS<br>TAMPA, FLORIDA<br>PROJECT: 24527.5<br>DATE: 10/14/19 |

Figure 6

December 2019 Geoview Subsurface Conductivity

Figure

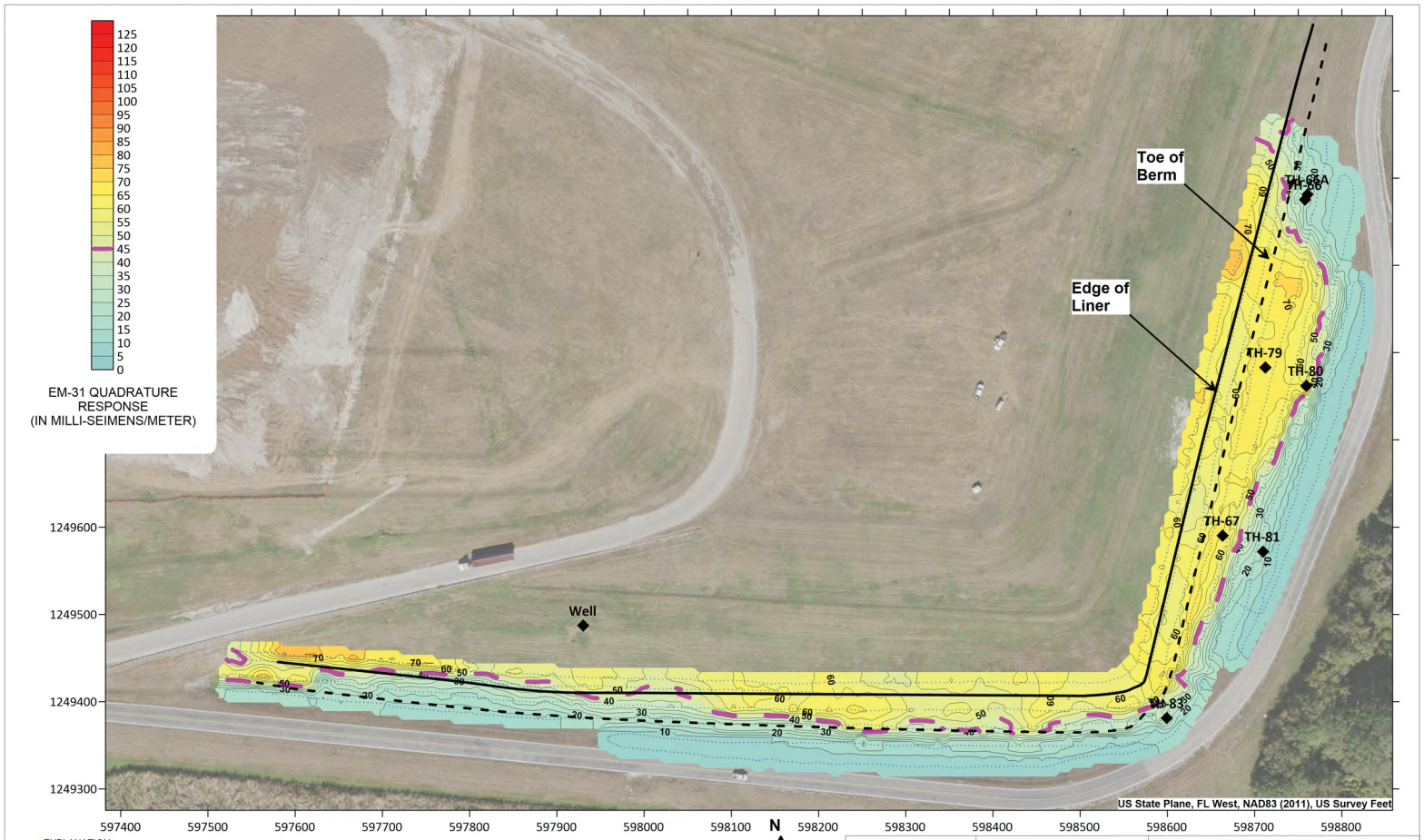


EXPLANATION

CONTOUR OF EM31 TERRAIN CONDUCTIVITY RESPONSE (IN MILLI-SEIMENS PER METER)

++++ EM DATA STATIONS

LOCATION OF MONITORING WELL (WITH DESIGNATION)

APPROXIMATE EDGE OF AREA OF ELEVATED CONDUCTIVITY RESPONSE

| | | |
|---|---|---|
| GeoView a geophysical services company | FIGURE 1<br>COLOR CONTOUR MAP OF EM-31 TERRAIN CONDUCTIVITY RESPONSE | SOUTHEAST COUNTY LANDFILL<br>DATA COLLECTED DECEMBER 11, 2019<br>LITHIA, FLORIDA<br>SCS ENGINEERS<br>TAMPA, FLORIDA<br>PROJECT: 24527.7<br>DATE: 12/11/19 |

Figure 7

July 2020 Geoview Subsurface Conductivity Figure

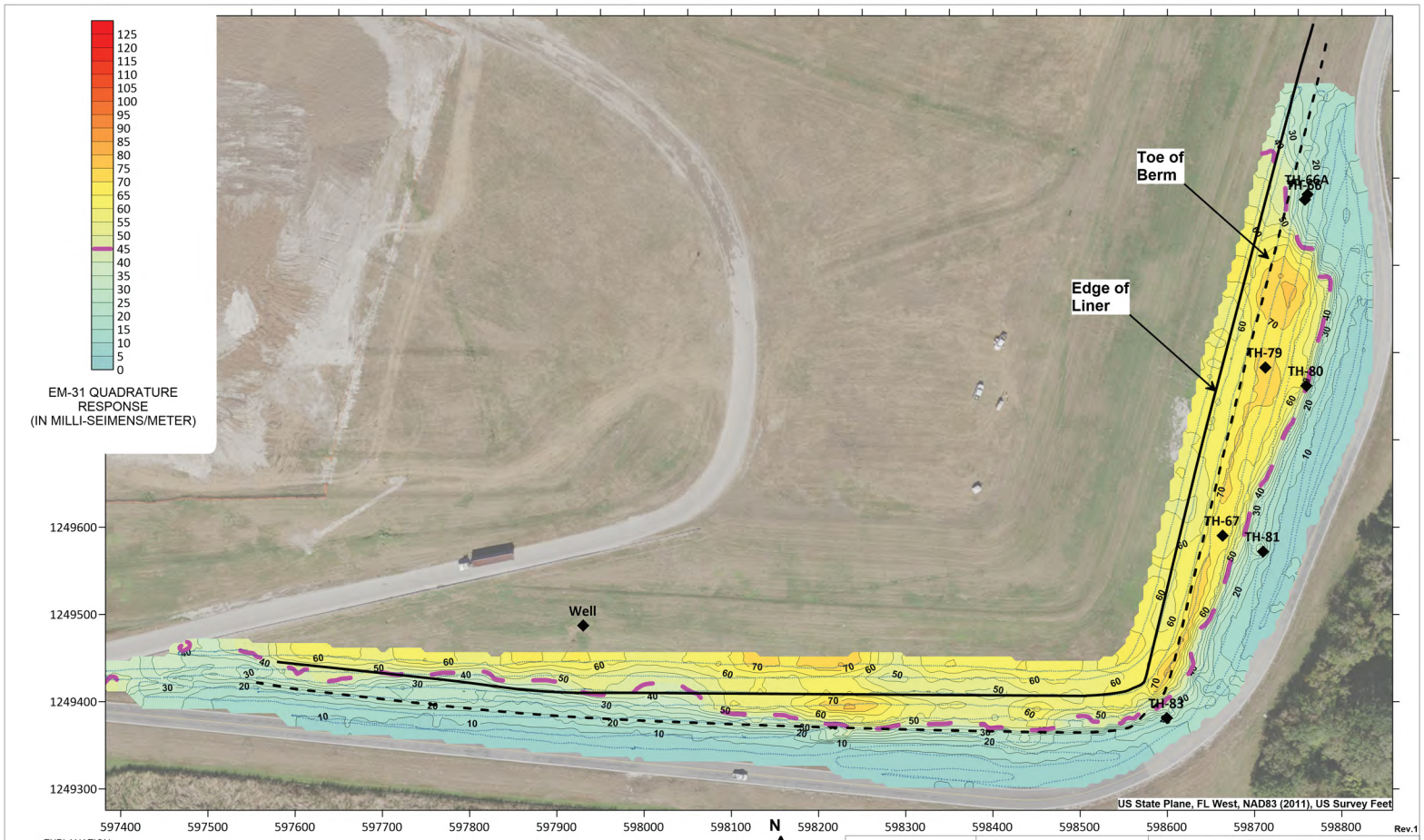


Rev.1

EXPLANATION

CONTOUR OF EM31 TERRAIN CONDUCTIVITY RESPONSE (IN MILLI-SEIMENS PER METER)

++++ EM DATA STATIONS

LOCATION OF MONITORING WELL (WITH DESIGNATION)

APPROXIMATE EDGE OF AREA OF ELEVATED CONDUCTIVITY RESPONSE

GeoView a geophysical services company

| | | |
|---|---|---|
| FIGURE 1 | SOUTHEAST COUNTY LANDFILL<br>DATA COLLECTED JULY 23, 2020<br>LITHIA, FLORIDA | |
| COLOR CONTOUR MAP OF EM-31 TERRAIN CONDUCTIVITY RESPONSE | SCS ENGINEERS<br>TAMPA, FLORIDA | PROJECT: 24527.8<br>DATE: 08/01/20 |

Attachment 1

July 2020 Geoview Geophysical Investigation

Report

# FINAL REPORT
# GEOPHYSICAL INVESTIGATION
# SOUTHEAST COUNTY LANDFILL - PHASE 10
# LITHIA, FLORIDA

Prepared for SCS Engineers
Tampa, FL

Prepared by GeoView, Inc.
St. Petersburg, FL

August 1, 2020

Kollan Spradlin, PE, CHMM
Hillsborough County
3922 Coconut Palm Drive, Suite 102
Tampa, FL 33619

Subject: **Transmittal of Final Report for Geophysical Investigation**
**Southeast County Landfill - Phase 10 – Lithia, Florida**
**GeoView Project Number 24527.8 Rev. 1**

GeoView, Inc. (GeoView) is pleased to submit the final report that summarizes and presents the results of the geophysical investigation performed at the above referenced site. Electromagnetics were used to help determine the source of elevated shallow groundwater conductivity values observed in one of the on-site monitoring wells. GeoView appreciates the opportunity to have assisted you on this project. If you have any questions or comments about the report, please contact us.

Sincerely,
**GEOVIEW, INC.**

Michael J. Wightman, P.G.
President
Florida Professional Geologist
Number 1423

Chris Taylor, P.G.
Vice President
Florida Professional Geologist
Number 2256

## 1.0 Introduction

A geophysical investigation was conducted on July 23, 2020 at the Southeast County Landfill in Lithia, Florida. The geophysical investigation was performed near the southeastern corner of the landfill as specified by Hillsborough County personnel. The geophysical investigation was centered about monitoring well TH-67 where elevated conductivity levels have previously been detected in the shallow groundwater. The purpose of this investigation was to help identify the source of the elevated groundwater conductivity. The geophysical investigation was conducted using frequency domain electromagnetics (EM).

The majority of the study area was previously surveyed using EM in 2016, 2017, 2018 and 2019. Results from the prior investigations were provided in GeoView Project Numbers 24527.0 through 24527.7.

## 2.0 Site Description

The geophysical investigation was performed near the southeast corner of the landfill. The survey area extended from inside the edge of the liner of the landfill towards the access road to the south and east of the landfill. The survey area encompassed monitoring wells TH-66, TH-67, TH-79, TH-81 and TH83 as shown on Figure 1.

## 3.0 Description of Geophysical Investigation

### 3.1 Instrumentation and Field Procedures

The EM survey was conducted using a Geonics EM31-MK2 (EM-31) ground conductivity meter. The EM-31 survey was conducted using a vertical dipole orientation which provided bulk conductivity readings for the earth materials to an approximate depth of 16 to 18 ft below land surface (bls). Terrain conductivity and inphase data was collected at intervals of every 1 ft along transects spaced approximately 10 to 20 ft apart. The transects were oriented parallel to the edge of the landfill. The positions of the geophysical transect lines were recorded using a Trimble Geo7x. The data then contoured using Surfer$^{tm}$ contouring software.

### 3.2 Causes for Observed Changes in Terrain Conductivity

Changes in terrain conductivity, that are not associated with interference effects, can be caused by either changes in geological conditions or changes in the groundwater chemistry. Typical changes that cause increases in terrain conductivity related to geological factors are increases in the clay, silt or organic content of the soils that are within the effective depth of exploration for the EM equipment. Typical changes in the groundwater chemistry that cause increases in

terrain conductivity are increases in the concentration of dissolved ions. Increases in either salt or metallic ion concentrations typically have the greatest effect upon increasing the terrain conductivity response.

It is not possible to distinguish the cause of a change in terrain conductivity from variations in geological or groundwater conditions. In order to make such a distinction, it is necessary to collect and analyze soil and groundwater samples in suspect and background areas. For the purposes of this study, it is assumed that any increases in terrain conductivity are associated with increases in conductance of the shallow groundwater.

**4.0 Survey Results**

The EM-31 terrain conductivity results are presented in Figure 1. The terrain conductivity response measures the bulk conductivity of soil and groundwater and is expressed in milli-siemens per meter (mS/m). Terrain conductivity values considered to represent background conditions ranged up to 50 mS/m. These areas are shown in light blue to light yellow on Figure 1. One broad anomaly area consisting of an elevated conductivity response was identified east and south of the toe of the landfill berm. The area is identified by conductivity values in excess of 45 to 55 mS/m (yellow to red contours on Figure 1). This anomaly area may represent an area of elevated shallow groundwater conductivity. The area extended up to 80 ft east of the toe of the berm. The boundary of this anomaly area is indicated with a magenta dashed line at the 45 mS/m contour level on Figure 1. The boundary of this anomaly has remained relatively unchanged since the previous survey in December 2019 survey (GeoView Project No. 24527.7). Monitoring TH-67 (where elevated groundwater conductivities are present) was located within this area. Monitoring well TH-66 (where elevated groundwater conductivities are not present) is outside of this area.

# APPENDIX 1
# FIGURE

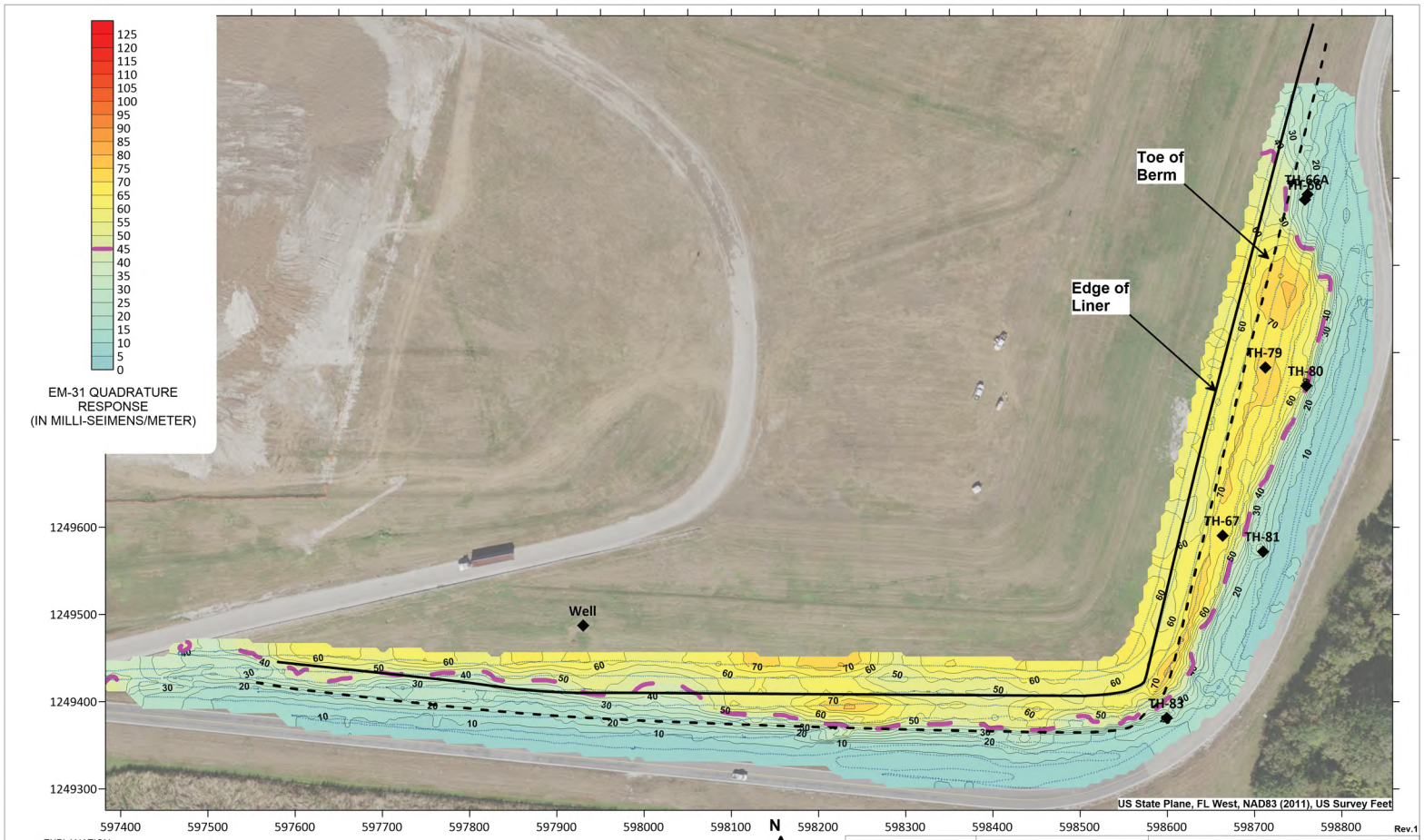


Rev.1

EXPLANATION

CONTOUR OF EM31 TERRAIN CONDUCTIVITY RESPONSE (IN MILLI-SEIMENS PER METER)

++++ EM DATA STATIONS

LOCATION OF MONITORING WELL (WITH DESIGNATION)

APPROXIMATE EDGE OF AREA OF ELEVATED CONDUCTIVITY RESPONSE

GeoView a geophysical services company

| | | |
|---|---|---|
| FIGURE 1 | SOUTHEAST COUNTY LANDFILL<br>DATA COLLECTED JULY 23, 2020<br>LITHIA, FLORIDA | |
| COLOR CONTOUR MAP OF EM-31 TERRAIN CONDUCTIVITY RESPONSE | SCS ENGINEERS<br>TAMPA, FLORIDA | PROJECT: 24527.8<br>DATE: 08/01/20 |

# APPENDIX 2
# DESCRIPTION OF GEOPHYSICAL METHODS, SURVEY METHODOLOGIES AND LIMITATIONS

## A2.1 On Site Measurements

The measurements that were collected and used to identify the location of the EM-31 data points were made using a Trimble Geo7x GPS. The degree of accuracy of such an approach is typically less than one foot.

## A2.2 Electromagnetics

The EM method is a non-destructive geophysical technique that measures the electrical conductivity of subsurface materials. The conductivity is determined by inducing (from a transmitter) a time-varying magnetic field and measuring (with a receiver) the amplitude and phase shift of an induced secondary magnetic field. The EM survey was conducted using a Geonics EM31-MK2 (EM-31). For soil conditions typical to Florida, the EM-31 unit provides a measurement of ground conductivity to a depth of 16 to 18 ft bls.

Variations in subsurface conductivity may be caused by the presence of buried metallic objects or by geological changes such as changes in soil type (clay vs. sand) or variations in pore fluid conductivity. Typical applications for the EM method include:

- Location of buried metallic objects
- Mapping conductive contaminant groundwater plumes (chlorides)
- Mapping of non-conductive (hydrocarbon) contaminant groundwater plumes
- Delineating abandoned trenches or lagoons with fill material different from native soils
- Determining relative concentrations of near-surface conductive soils (clays)
- Delineating bedrock fracture zones
- Identifying large voids or cavities

There are two components of the induced magnetic field measured by the EM-31 equipment. The first is the quadrature-phase (out-of-phase) component that measures the bulk conductivity of soil and groundwater. This is referred to as the terrain conductivity response with units that are expressed in milli-Siemens per meter (mS/m). The second component is the in-phase response that is relatively more sensitive to large metallic objects such as pipes, drums, large items of buried metallic debris and underground storage tanks. This portion of the instrument

response is expressed in parts per thousand (ppt). In areas where no metals are present the in-phase response is zero. By using the in-phase and quadrature-phase components, it is possible to determine whether a change in bulk conductivity is due to the presence of buried metallic objects or due to changes in either subsurface soil conditions or pore fluid conductivity.

The EM-31 survey is performed by walking the instrumentation across the project site along a system of parallel transect lines. The separation distance between transect sites is dictated by the survey requirements. For surveys designed to identify relatively large areas of buried debris (e.g., landfills), a transect spacing of 50 to 100 feet is typical. For surveys designed to identify discrete areas of buried debris, a transect spacing of 10 to 20 feet is used. The EM-31 data is electronically recorded and then downloaded to a computer for processing. EM data is usually presented as either profiles (for an individual transect) or as contour maps. Contour maps are developed using Surfer$^{tm}$, a computer contouring program.

The estimated maximum depths of investigation are for homogenous (similar) soil materials that are relatively resistive. Depending upon site conditions, the actual depth of investigation could be 10 to 30 percent less. Also, the measured conductivity value for a particular coil orientation and spacing is representative (in a complex relationship) of all the soil materials between the ground surface and the maximum depth of investigation. In other words, the conductivity measurement is not representative of the actual conductance of the earth materials that occur at the maximum depth of investigation.

GeoView can make no warranties or representations of the conditions that may be present beyond the depth of investigation or resolving capability of the EM method or in areas that were either not accessible to the geophysical investigation or where areas of cultural interference were present.