Environmental Consultants and Contractors
4041 Park Oaks Boulevard, Suite 100
Tampa, FL 33610
813-621-0080
813-623-6757 FAX

SCS ENGINEERS

TO FLORIDA DEPT. OF ENVIRONMENTAL PROTECTION
Central District
3319 Maguire Boulevard - Suite 232
Orlando, Florida 32803

DATE September 17, 2009
JOB NO. 09207039.01
ATTENTION Gloria Jean De Pradine
Re: Vista Landfill
Vista Landfill, Semi-Annual Water Quality Monitoring Report -1st Semi-Annual Monitoring Period 2009

WE ARE SENDING YOU

- ☒ Attached ☐ Under separate cover via _____
- ☐ Shop drawings ☐ Prints
- ☐ Copy of letter ☐ Change Order
- ☐ The following items: ☐ Plans ☐ Samples
- ☐ Specifications ☐ _____

RECEIVED
SEP 1 0 2009
DEP Central Dist.

COPIES	DATE	DESCRIPTION
1	9/17/09	Vista Landfill, Semi-Annual Water Quality Monitoring Report, First Semi-Annual Monitoring Period, 2009 - CD-Rom Only

THESE ARE TRANSMITTED as check below:

- ☐ For approval ☐ Approved as submitted ☐ Resubmit _____ Copies for approval
- ☒ For your use ☐ Approved as noted ☐ Submit _____ Copies distribution
- ☐ As requested ☐ Returned for corrections ☐ Return _____ Corrected prints
- ☐ For review and comment ☐ _____
- ☐ FOR BIDS DUE _____ 20 _____ ☐ PRINTS RETURNED AFTER LOAN TO US

REMARKS _____

COPY TO _____ SIGNED: Ken Guilbeault

If enclosures are not as noted, kindly notify us at once.

SCS ENGINEERS

VISTA LANDFILL
SEMI-ANNUAL
WATER QUALITY MONITORING
REPORT
FIRST SEMI-ANNUAL MONITORING PERIOD 2009

Prepared for:

Vista Landfill, Inc.
242 West Keene Road
Apopka, Florida 32703

Prepared by:

SCS ENGINEERS
4041 Park Oaks Boulevard, Suite 100
Tampa, Florida 33610
(813) 621-0080

File No. 09207039.01
September 17, 2009

VISTA LANDFILL
SEMI-ANNUAL
WATER QUALITY MONITORING
REPORT
FIRST SEMI-ANNUAL MONITORING PERIOD 2009

Prepared for:

Vista Landfill, Inc.
242 West Keene Road
Apopka, Florida 32703

Prepared by:

SCS ENGINEERS
4041 Park Oaks Boulevard, Suite 100
Tampa, Florida 33610
(813) 621-0080

9/17/09

Robert L. Westly, P.G.
PG License No. 000117

File No. 09207039.01
September 17, 2009

VISTA LANDFILL, LLC.
A WASTE MANAGEMENT COMPANY
242 W. Keene Road
Apopka, FL 32703
(407) 886-2920
(407) 886-8043 fax

September 15, 2009

Gloria DePradine
Florida Department of Environmental Protection
Central District Office
3319 Maguire Blvd., Suite 232
Orlando, FL 32803

RE: 2009 1st Semi-annual Waste Quality Monitoring Report
Vista Landfill, LLC.
WACS Number 87801
FDEP Permit No. SC48-0165969-014

Mrs. DePradine,

Attached is the 2009 1st Semi-annual Quality Monitoring Report for the Vista Landfill, LLC prepared by SCS Engineers. If you have any questions or require additional information or supporting documentation, feel free to contact me at 386-804-4183.

Sincerely,
Waste Management Inc. of Florida

Paul Bermillo
Environmental Protection Manager

cc: R. Jay Davoll, P.E., City Engineer, City of Apopka
Ken Guilbeault, SCS
Irv Slike, Waste Management

DEP Form # 62-520.900(2)

Form Title Ground Water Monitoring Report

Effective Date

DEP Application No.

Florida Department of Environmental Protection

Bob Martinez Office Bldg. 2600 Blair Stone Road Tallahassee, Florida 32399-2400

GROUND WATER MONITORING REPORT

Rule 62-520.600(11)

PART I GENERAL INFORMATION

(1) Facility Name Vista Landfill, LLC., Class III

Address 242 West Keene Road

City Apopka Zip 32703

Telephone Number (407) 286-2920

(2) The WACS Identification Number 87801

(3) DEP Permit Number SC48-0165969-014

(4) Authorized Representative Name Paul Bermillo

Address 3510 Rio Vista Avenue

City Orlando Zip 32805

Telephone Number (386) 804-4183

(5) Type of Discharge NA

(6) Method of Discharge NA

Certification

I certify under penalty of law that I have personally examined and am familiar with the information submitted in this document and all attachments and that, based on my inquiry of those individuals immediately responsible for obtaining the information, I believe that the information is true, accurate, and complete. I am aware that there are significant penalties for submitting false information, including the possibility of fine and imprisonment.

Date: 9-15-09

Signature of Owner or Authorized Representative

PART II QUALITY ASSURANCE REQUIREMENTS

Sample Organization Comp QAP # NA

Analytical Lab Comp QAP # /HRS Certification # NELAP Certification E87667

*Comp QAP # /HRS Certification #

Lab Name TestAmerica, Inc. (TestAmerica Denver)

Address 4955 Yarrow Street, Arvada, CO 80002

Phone Number (303) 736-0100

TABLE OF CONTENTS

Section **Page**

1 Introduction 1
2 Geologic and Hydrogeologic Characteristics 4
Semi-Annual Groundwater Flow Assessment 4
Upper Surficial Aquifer 4
Intermediate Surficial Aquifer 8
Floridan Aquifer 8
3 Landfill Monitoring Program 9
Groundwater Monitoring Program 9
Field Parameters 11
Laboratory Parameters 11
Additional Parameters 11
Leachate Monitoring Program 11
Field Parameters 11
Laboratory Parameters 12
Semi-Annual Groundwater Monitoring Event 12
Metals Exceedances 12
Aluminum 12
Cadmium 14
Iron 14
Lead 21
Manganese 21
Inorganic Parameters Exceedances and Trends 21
Nitrate 21
pH 22
Organic Parameters Exceedances and Trends 22
Other Detected Parameters 22
Dissolved Oxygen Exceedances 22
Annual Leachate Monitoring Event 23
4 Summary 24

CONTENTS (Continued)

FIGURES & TABLES

Figure No. **Page**

Figure 1-1. Site Location Map, Vista Landfill, Orange County, Florida 2
Figure 1-2. Site Plan, Vista Landfill, Orange County, Florida 3
Figure 2-1. June 2009 Shallow Surficial Water Level Map, Vista Landfill, Orange County, Florida 6
Figure 2-2. June 2009 Intermediate Surficial Potentiometric Map, Vista Landfill, Orange County, Florida 7
Figure 3-1. "A" Wells Time Series Plot for Aluminum, Vista Landfill, Orange County, Florida 15
Figure 3-2. "B" Wells Time Series Plot for Aluminum, Vista Landfill, Orange County, Florida 16
Figure 3-3. "FL" Wells Time Series Plot for Aluminum, Vista Landfill, Orange County, Florida 17
Figure 3-4. "A" Wells Time Series Plot for Iron, Vista Landfill, Orange County, Florida 18
Figure 3-5. "B" Wells Time Series Plot for Iron, Vista Landfill, Orange County, Florida 19
Figure 3-6. "FL" Wells Time Series Plot for Iron, Vista Landfill, Orange County, Florida 20

Table No. **Page**

Table 2-1. Groundwater Elevation Measurements 5
Table 3-1. Active Surficial Aquifer and Floridan Aquifer Groundwater Monitoring Wells at the Vista Landfill 9
Table 3-2. Existing Monitoring Well Construction Details 10
Table 3-3. Summary of Groundwater Quality Analytical Results 13

Appendices

Appendix A Laboratory Analytical Results and Field Forms
Appendix B Compact Disk Containing Report in .pdf Format and ADaPT File

1 INTRODUCTION

SCS Engineers (SCS) prepared this semi-annual water quality monitoring report for the Vista Landfill (VLF) on behalf of Vista Landfill, Inc. (VLI). The VLF is located approximately two miles south of Apopka, Florida, at 242 West Keene Road. The VLI lies south of Keene Road, west of Old Apopka-Clarcona Road, and east of Lake Mitchell in Orange County Florida (Figure 1-1).

The VLF is a Class III lined landfill with a leachate collection system. The liner system consists of (from top to bottom): a 2-foot thick liner protective layer, underlain by a double-sided geocomposite drainage layer, and underlain by a 50-mil high density polyethylene (HDPE) geomembrane layer.

The June 2009 monitoring event is the second semi-annual monitoring event since waste was placed starting November 17, 2008.

This report was prepared in accordance with Florida Department of Environmental Protection (FDEP) Permit/certification No. SC48-0165969-014, Condition 16, Monitoring Plan Implementation Schedule (MPIS), and Chapter 62-701.510(9)(a) Florida Administrative Code (FAC). Locations of monitoring sites are shown on Figure 1-2. The first semi-annual 2009 sampling data were obtained during the routine semi-annual monitoring event conducted June 26 and 30, 2009. The report is being submitted within 60 days of receipt of the laboratory results. An electronic data deliverable (EDD) of the results in "ADaPT format" is attached as Appendix B. This EDD has been verified as uploadable into the latest version of ADaPT.

Water quality sampling and physical readings and measurements were performed by technical staff of Pro-Tech Environmental (Pro-Tech), Atlanta, Georgia. Water quality analyses were performed by TestAmerica Laboratories, Inc. (TestAmerica Denver), Denver, Colorado. Field work, sampling methodologies, data evaluation, and data Quality Assurance/Quality Control (QA/QC) were conducted in accordance with FAC Chapter 62-160 Standard Operating Procedures (DEP-SOP-001/01), the VLF MPIS, the VLF site permit, and the Pro-Tech sample team quality manual. Laboratory analyses were performed in accordance with Chapter 62-160, FAC DEP-SOP-001/01, the VLF MPIS, and the site permits. TestAmerica Denver is certified by the Florida Department of Health Environmental Laboratory Certification Program (DoH ELCP).

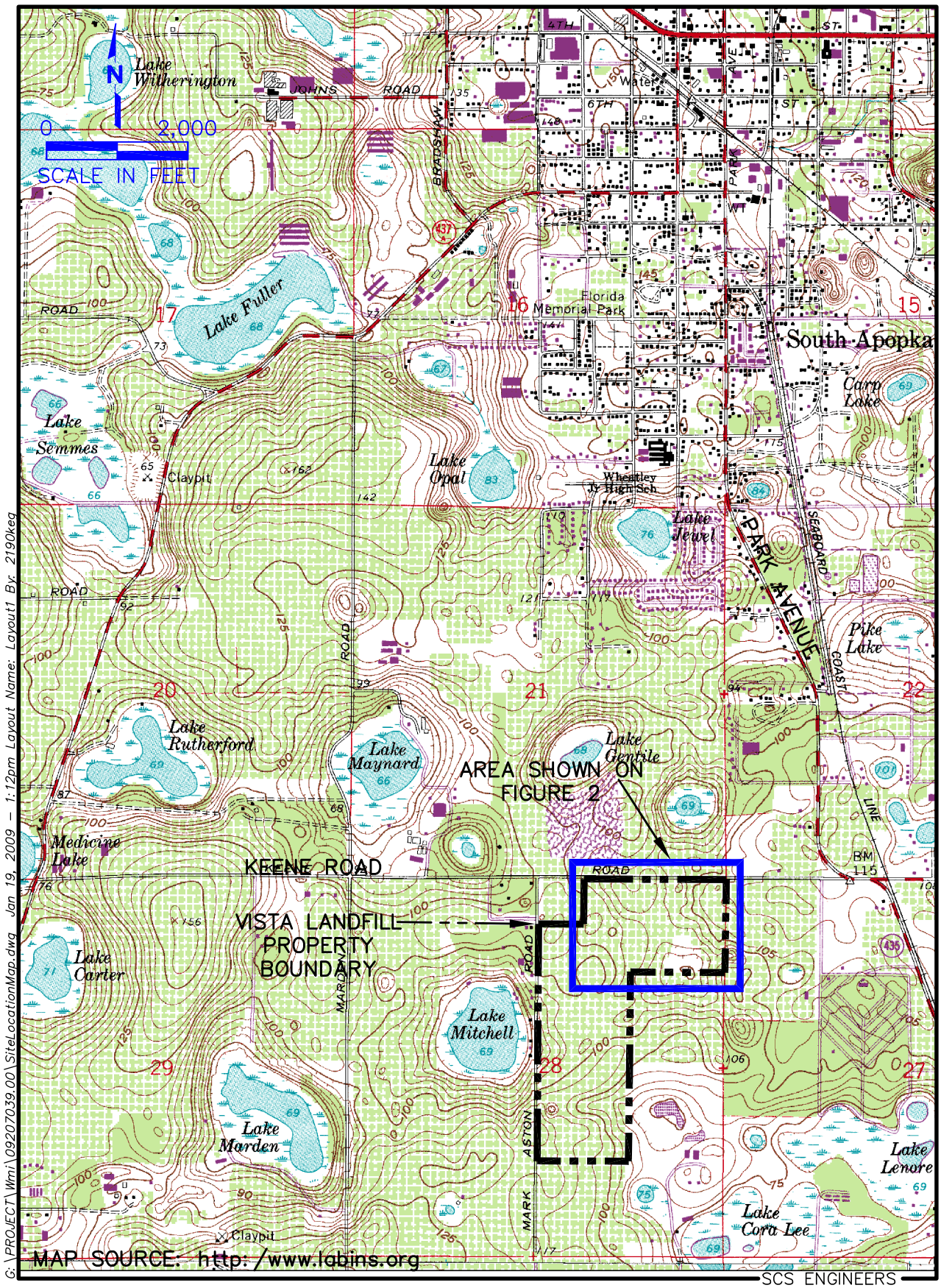

Figure 1–1. Site Location Map, Vista Landfill, Apopka, Florida.

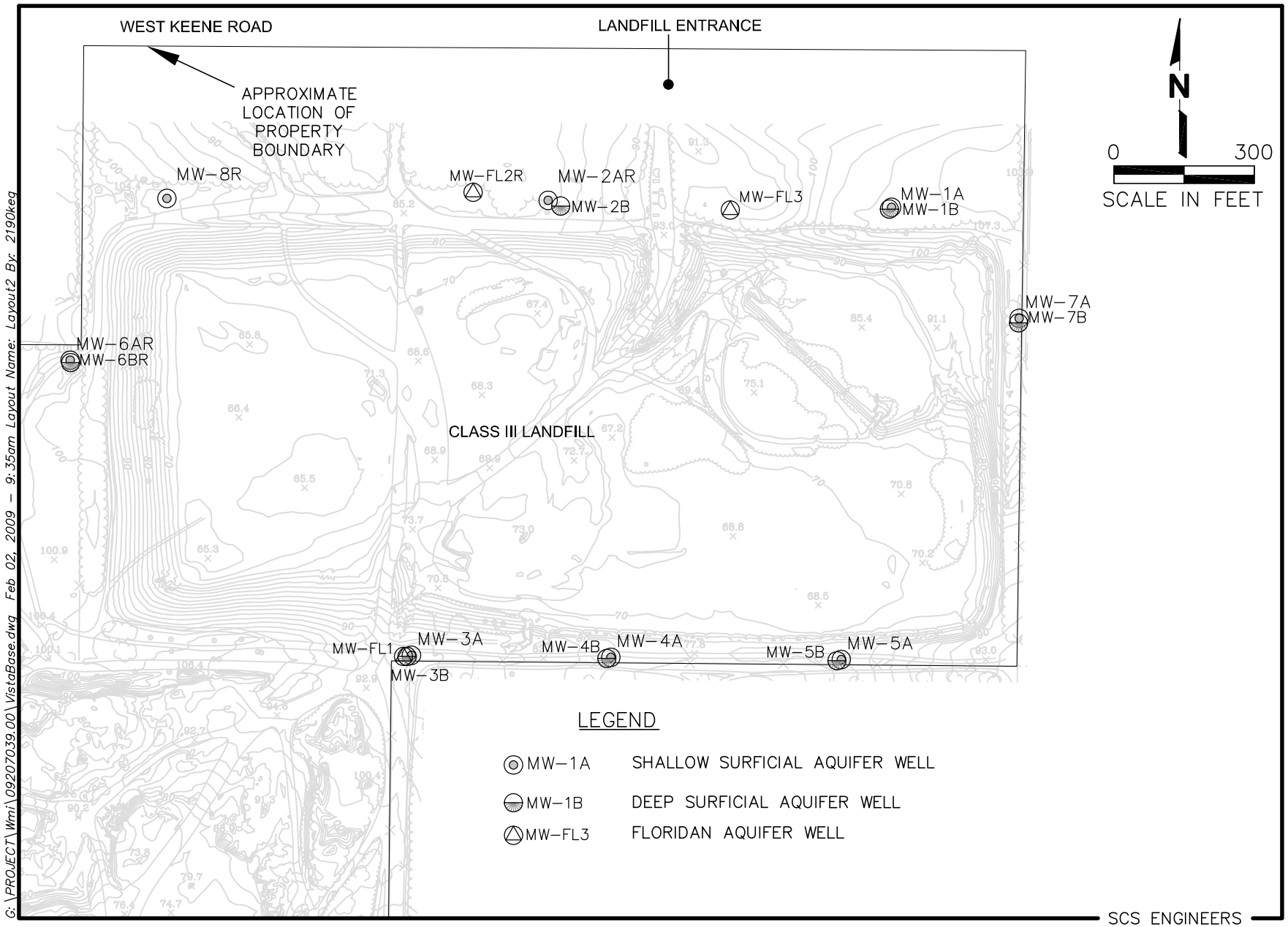

Figure 1–2. Site Map, Vista Landfill, Apopka, Florida.

2 GEOLOGIC AND HYDROGEOLOGIC CHARACTERISTICS

Figure 1-1 shows the topography of the VLF site and region prior to the site being developed as a borrow pit and then subsequently as a landfill. The topography indicates the site and region are internally drained.

Based on SCS' evaluation of VLF hydrogeologic data, the groundwater at VLF primarily occurs in the Hawthorn Group and the underlying Floridan aquifer. The "surficial aquifer" consists of the water-bearing permeable zones of the Hawthorn Group that overlay the Floridan aquifer. The groundwater flow direction of the lower Hawthorn Group tends to mimic the pre-construction topography of the VLF. As seen on Figure 1-1, the topography of the VLF (Figure 1-1) generally slopes towards the north, west, and south.

The Floridan aquifer underlies the surficial aquifer at the KRL and is separated from it by the clay units of the Hawthorn Group.[1] Karst features (e.g., sinkholes) developed historically in the sediments overlying the upper Floridan aquifer resulting in the internal drainage characteristics of the region. As a result, runoff and surficial aquifer groundwater flow moves toward and into these karst features, often resulting in development of surface water bodies such as Lake Mitchell, located west of the VLF (Figure 1-1).

SEMI-ANNUAL GROUNDWATER FLOW ASSESSMENT

The groundwater flow assessment of the upper and lower surficial aquifer was performed using the groundwater elevation data obtained on June 26, 2009. This groundwater flow assessment included the collection and compilation of groundwater depth measurements, calculation of groundwater elevations, and construction of groundwater elevation contours on site figures depicting the estimated groundwater flow direction. Table 2-1, lists monitoring well numbers, measured depths to water, and calculated groundwater elevations for the June 26, 2009 sampling event. Water level maps generated for the upper surficial aquifer and lower surficial aquifer are presented in Figures 2-1 and 2-2. These maps are generated using Surfer® Version 8.02, groundwater contouring computer program, with the interpretation verified by an SCS hydrogeologist.

Upper Surficial Aquifer

The upper surficial aquifer is defined here as the upper most water bearing zone of the undifferentiated sands and clayey sands that overlay the Hawthorn Group. A water level map of the shallow surficial aquifer was prepared from shallow surficial well data for the June 2009 sampling event (Figure 2-1).

1 The Rust Environment and Infrastructure (RUST) August 1996 (Revised September 1998) report entitled "Keene Road Hydrogeologic Evaluation" Prepared for Waste Management Inc.

TABLE 2-1. GROUNDWATER ELEVATION MEASURMENTS, JUNE 26, 2009, VISTA LANDFILL, APOPKA, FLORIDA.

Well No.	TOC Elevation (Feet NGVD)	Depth to Water (Feet Below Top of Casing)	Groundwater Elevation (Feet NGVD)
MW-1A	109.47	42.15	67.32
MW-1B	109.53	53.13	56.40
MW-2AR	87.22	32.50	54.72
MW-2B	88.46	35.01	53.45
MW-3A	92.87	39.17	53.70
MW-3B	93.06	39.64	53.42
MW-4A	82.04	29.37	52.67
MW-4B	83.18	29.49	53.69
MW-5A	81.86	26.63	55.23
MW-5B	81.27	28.10	53.17
MW-6AR	104.11	49.94	54.17
MW-6BR	103.99	49.88	54.11
MW-7A	109.26	41.16	68.10
MW-7B	109.13	54.42	54.71
MW-8R	99.60	43.78	55.82
MW-FL1	93.16	39.76	53.40
MW-FL2R	86.76	31.71	55.05
MW-FL3	97.49	44.44	53.05

Notes:
NGVD = National Geodetic Vertical Datum, 1929.
TOC = Top of Casing

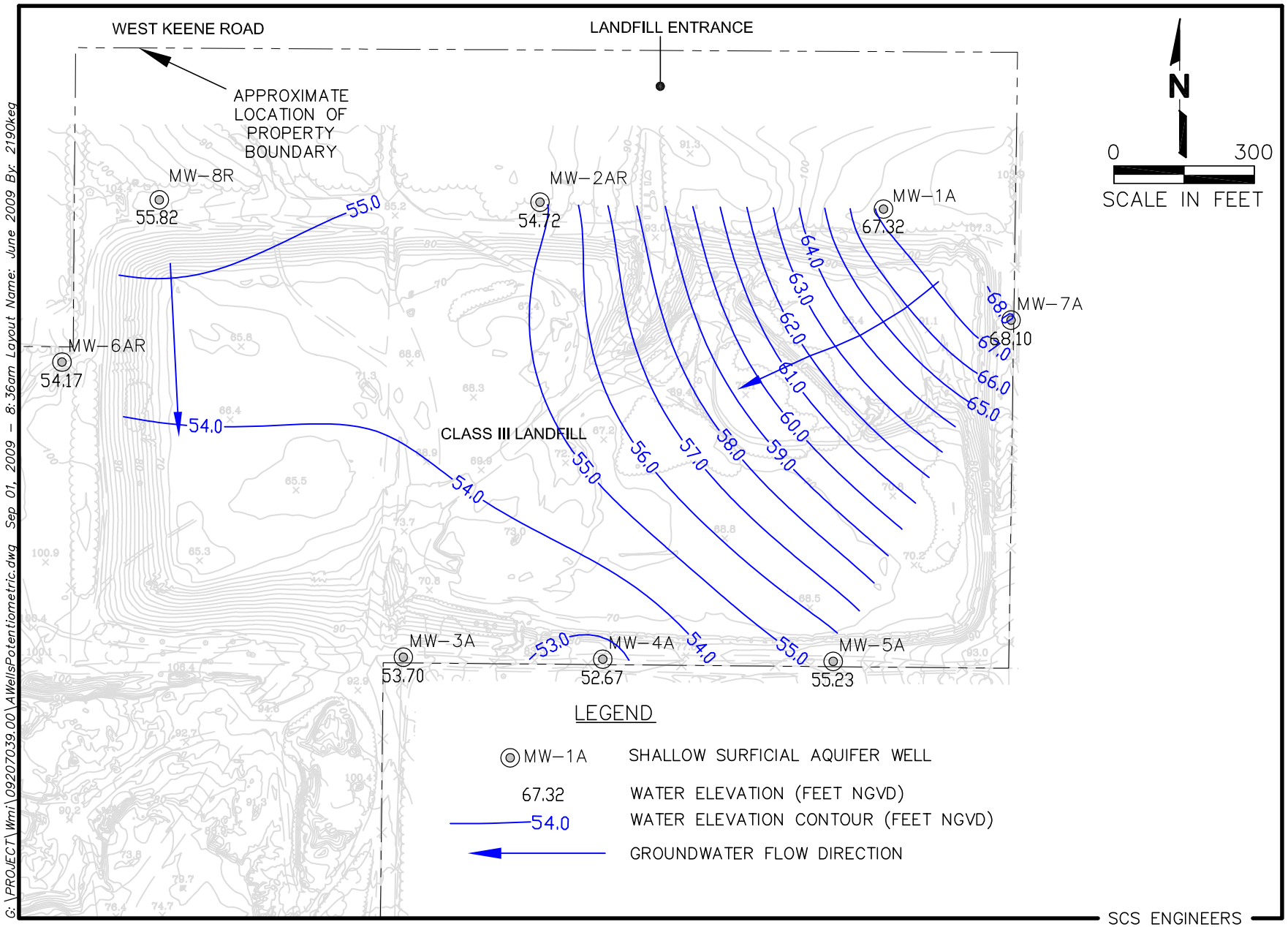

Figure 2–1. June 2009 Shallow Surficial Aquifer Water Level Map, Vista Landfill, Apopka, Florida.

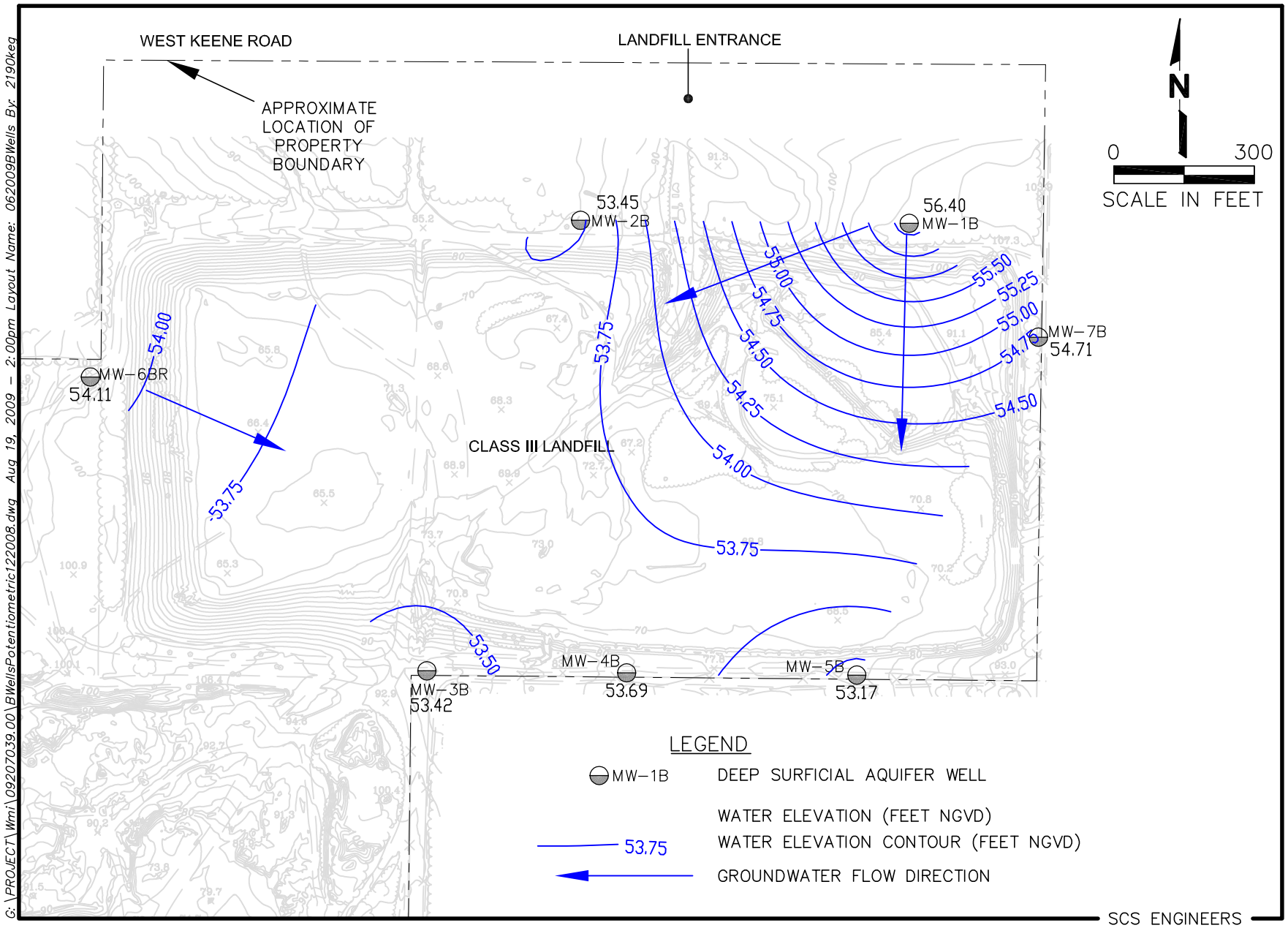

Figure 2–2. June 2009 Intermediate Surficial Aquifer Potentiometric Surface Map, Vista Landfill, Apopka, Florida.

The approximate direction of groundwater flow in the shallow surficial aquifer is shown on Figure 2-1, understanding flow typically is perpendicular to water level contours. Groundwater within the surficial aquifer of the VLF flows toward the southwest corner of the landfill.

Intermediate Surficial Aquifer

A potentiometric map of the intermediate surficial aquifer was prepared from intermediate surficial well data for the June 2009 sampling event (Figure 2-2).

Groundwater flow within the intermediate surficial aquifer beneath the VLF apparently consists of two flow regimes, as indicated by the groundwater flow direction arrows on Figure 2-2. Most of the groundwater enters near the northeast corner and exits to the south southwest. A portion of the groundwater enters from the west boundary and probably flows toward the east and south.

Floridan Aquifer

Due to the limited number of "FL" zone wells for the site, potentiometric maps were not prepared. Regional potentiometric maps for the Floridan aquifer indicate that flow in the aquifer at the VLF is towards the northeast. This is confirmed by the water levels observed at the VLF at Floridan aquifer groundwater monitoring wells MW-FL1 and MW-FL3 (see Table 2-1).

3 LANDFILL MONITORING PROGRAM

The semi-annual monitoring program consists of surficial aquifer groundwater, Floridan aquifer groundwater, and leachate monitoring.

GROUNDWATER MONITORING PROGRAM

The surficial aquifer groundwater and Floridan aquifer groundwater are currently monitored at the site at numerous locations. The surficial aquifer is monitored in two zones: the shallow zone ("A" wells) and the intermediate zone ("B" wells). The Floridan aquifer is monitored by the "FL" wells, with the exception of MW-FL2R. Based on well logs and similar water levels to surficial aquifer intermediate zone wells, MW-FL2R appears to be installed in a deep portion of the surficial aquifer intermediate zone, possibly in a relic karst feature.

Well locations for each monitored zone are shown on Figure 1-2. The monitoring wells and respective aquifer for each monitored zone are listed in Table 3-1. Table 3-2 summarizes well information. The construction details for all 18 active monitoring wells included in the monitoring system are included in Table 3-2.

Table 3-1. Active Surficial Aquifer and Floridan Aquifer Groundwater Monitoring Wells at the Vista Landfill

Surficial Aquifer Shallow Zone	Surficial Aquifer Intermediate Zone	Surficial Aquifer Deep Zone	Floridan Aquifer
Background Monitoring Wells			
MW-1A	MW-1B		
MW-2AR	MW-2B		
MW-6AR	MW-6BR		
MW-7A			
MW-8R			
Compliance Monitoring Wells			
MW-3A	MW-3B		MW-FL1
MW-4A	MW-4B		
MW-5A	MW-5B		
	MW-7B		
		MW-FL2R	
			MW-FL3

The current permit requires semi-annual sampling of the background and compliance monitoring wells for the field and laboratory parameters listed below.

TABLE 3-2. EXISTING MONITORING LOCATIONS AND CONSTRUCTION DETAILS, VISTA LANDFILL, APOPKA, FLORIDA

WACS ID	Water Quality Monitoring Site ID	Date Installed	Date Abandoned	Well Type	Aquifer Monitored	Top of Casing Elevation (NGVD)	Total Well Depth (Feet BLS)	Outer Casing Diameter/ Depth	Well Diameter	Screen Slot Size	Screen Length (feet)	Top of Screen (Feet BLS)	Bottom of Screen (Feet BLS)	Top of Screen (Feet NGVD)	Bottom of Screen (Feet NGVD)	Northing (NAD 1983)	Easting (NAD 1983)	Latitude (NAD 1983)	Longitude (NAD 1983)
19335	MW-1A[1]	4/20/2004	NA	BG	Shallow Surficial	109.47	69	NA	2	0.006	20	49	69	57	37	1565469.28	492550.11	28° 38' 21.30"	81° 30' 36.28"
19336	MW-1B	4/20/2004	NA	BG	Intermediate Surficial	109.53	96	NA	2	0.010	10	86	96	20	10	1565465.40	492545.32	28° 38' 21.27"	81° 30' 36.33"
ND	MW-2A	ND	1/15/2007	BG	Shallow Surficial	ND	ND	NA	ND	ND	ND	ND	ND	ND	ND	ND	ND	ND	ND
19337	MW-2AR	1/23/2007	NA	BG	Shallow Surficial	87.22	39.94	NA	2	0.006	10	29.44	39.44	59.91	49.91	1565481.98	491815.07	28° 38' 21.40"	81° 30' 44.53"
19338	MW-2B	4/22/2004	NA	BG	Intermediate Surficial	88.46	73	NA	2	0.006	10	63	73	20	10	1565471.82	491843.09	28° 38' 21.30"	81° 30' 44.21"
19339	MW-3A	4/13/2004	NA	CO	Shallow Surficial	92.87	56	NA	2	0.006	30	36	56	57	37	1564509.87	491522.95	28° 38' 11.76"	81° 30' 47.76"
19340	MW-3B	4/13/2004	NA	CO	Intermediate Surficial	93.06	83	NA	2	0.010	10	73	83	20	10	1564509.53	491514.75	28° 38' 11.76"	81° 30' 47.85"
19341	MW-4A	4/14/2004	NA	CO	Shallow Surficial	82.04	42	NA	2	0.006	20	22	42	57	37	1564505.59	491949.09	28° 38' 11.74"	81° 30' 42.98"
19342	MW-4B	4/14/2004	NA	CO	Intermediate Surficial	83.18	69	NA	2	0.006	10	59	69	20	10	1564505.16	491941.64	28° 38' 11.73"	81° 30' 43.06"
19343	MW-5A	4/14/2004	NA	CO	Shallow Surficial	81.86	40	NA	2	0.006	20	20	40	57	37	1564500.86	492441.55	28° 38' 11.71"	81° 30' 37.45"
19344	MW-5B	4/14/2004	NA	CO	Intermediate Surficial	81.27	67	NA	2	0.006	10	57	67	20	10	1564500.47	492433.39	28° 38' 11.71"	81° 30' 37.54"
ND	MW-6A	4/15/2004	1/12/2007	BG	Shallow Surficial	101.94	61	NA	2	0.010	20	41	61	57	37	ND	ND	ND	ND
19345	MW-6AR	1/30/2007	NA	BG	Shallow Surficial	104.11	69.37	NA	2	0.010	20	48.87	68.87	52.27	32.27	1565140.42	490793.55	28° 38' 17.97"	81° 30' 55.98"
ND	MW-6B	4/15/2004	1/12/2007	BG	Intermediate Surficial	101.98	88	NA	2	0.010	10	78	88	20	10	ND	ND	ND	ND
19346	MW-6BR	1/30/2007	NA	BG	Intermediate Surficial	103.99	88.58	NA	2	0.010	10	78.08	88.08	22.98	12.98	1565137.25	490795.56	28° 38' 17.94"	81° 30' 55.95"
19347	MW-7A	4/20/2004	NA	BG	Shallow Surficial	109.26	69	NA	2	0.006	20	49	69	57	37	1565230.04	492821.74	28° 38' 18.95"	81° 30' 33.22"
19348	MW-7B	4/19/2004	NA	CO	Intermediate Surficial	109.13	96	NA	2	0.01	10	86	96	20	10	1565222.30	492821.61	28° 38' 18.87"	81° 30' 33.22"
ND	MW-8	4/23/2004	1/12/2007	BG	Shallow Surficial	99.7	60	NA	2	0.006	10	50	60	47	37	ND	ND	ND	ND
19868	MW-8R	1/25/2007	NA	BG	Shallow Surficial	99.6	72.12	NA	2	0.006	10	61.62	71.72	35.05	25.05	1565489.06	490997.80	28° 38' 21.43"	81° 30' 53.70"
19879	MW-FL1	4/13/2004	NA	CO	Floridan	93.16	125	NA	2	0.010	10	115	125	-45	-35	1564509.43	491507.05	28° 38' 11.76"	81° 30' 47.94"
ND	MW-FL2	4/22/2004	1/15/2007	CO	Floridan	87.4	130	NA	2	0.006	10	120	130	-45	-35	ND	ND	ND	ND
19880	MW-FL2R	1/29/2007	NA	CO	Deep Surficial	86.76	129.95	6"/0' to 80'	2	0.006	10	119.45	129.45	-45.54	-35.54	1565501.29	491655.91	28° 38' 21.58"	81° 30' 46.32"
19881	MW-FL3	4/21/2004	NA	CO	Floridan	97.49	140	NA	2	0.010	10	130	140	-45	-35	1565463.35	492205.45	28° 38' 21.23"	81° 30' 40.15"
22828	L-1	NA	NA	CO	Leachate	NA	NA	NA	NA	NA	NA	NA	NA	NA	NA	ND	ND	ND	ND

Notes:

1. Survey Information was obtained from the May 25, 2007 Geosyntec Consultants Environmental Monitoring Location Map.
2. Well construction information obtained from the July 2004, Collinas Group, Inc., Groundwater Monitoring Well Installation Report, Buttrey Landfill Parcel.
3. Well construction information obtained from the March 15, 2007, Professional Service Industries, Inc., Monitoring Well Completion and Well Abandonment Report.
4. NGVD = National Geodetic Vertical Datum of 1929.
5. NAD 1983 = North American Datum of 1983.
6. WACS = State Water Assurance Compliance System.
7. BLS = Below Landsurface.
8. NA = Not Applicaple.
9. BG = Background.
10. CO = Compliance.
11. ND = Data not available.
12. OT = Other.
13. ID = Identification.

Field Parameters

- Static water level before purging
- Specific conductivity
- pH
- Dissolved oxygen
- Turbidity
- Temperature
- Color and sheens by observation

Laboratory Parameters

- Total ammonia-nitrogen
- Chlorides
- Iron
- Mercury
- Nitrate
- Sodium
- Total dissolved solids (TDS)
- Parameters listed in 40 CFR (Code of Federal Regulations) Part 258, Appendix I

Additional Parameters

Because of exceedances of the primary drinking water standard or secondary drinking water standards during the initial background monitoring event (prior to the placement of waste) the following parameters were added to the semi-annual monitoring events.

- Aluminum
- Color
- Gross Alpha
- Manganese

Semi-annual reporting of the results of groundwater sampling is performed in accordance with the VLF MPIS.

LEACHATE MONITORING PROGRAM

The leachate currently is monitored at the site at the leachate storage tank (L-1). The current permit requires annual (December) sampling of L-1 for the field and laboratory parameters listed below.

Field Parameters

- Specific conductivity
- pH

- Dissolved oxygen
- Turbidity
- Temperature
- Color and sheens by observation

Laboratory Parameters

- Total ammonia-nitrogen
- Bicarbonate
- Chlorides
- Iron
- Mercury
- Nitrate
- Sodium
- Total dissolved solids (TDS)
- Parameters listed in 40 CFR (Code of Federal Regulations) Part 258, Appendix II

SEMI-ANNUAL GROUNDWATER MONITORING EVENT

Appendix A includes the laboratory analytical data and field forms. Table 3-3 lists groundwater quality detections and exceedances. Exceedances are concentrations in excess of primary or secondary drinking water standards. In accordance with the VLF MPIS, groundwater results also were compared to groundwater cleanup target levels (GCTL) listed in Chapter 62-777, FAC., as a screening tool to evaluate groundwater quality.

Metals Exceedances

Metals with concentrations in excess of applicable groundwater standards or GCTLs in select wells include:

- Aluminum
- Iron
- Lead
- Manganese

These exceedances are discussed below and are based on Table 3-3.

Aluminum

The FDEP secondary drinking water standard of 200 micrograms per liter (µg/L) for aluminum, was exceeded at background wells MW-1A (370 µg/L), MW-1B (210 µg/L), MW-2B (570 µg/L), and MW-6BR (400 µg/L) and compliance wells MW-3A (450 µg/L), MW-3B (470 µg/L), MW-4A (310 µg/L), MW-5B (2,400 µg/L), MW-7B (1,600 µg/L), MW-FL1 (4,600 µg/L), MW-FL2R (3,400 µg/L), and MW-FL3 (1,200 µg/L).

Table 3-3. Summary of Groundwater Quality Analytical Results (Detected Parameters Only)
Vista Landfill, June 2009

Parameter	Standard	MCL	Units	MW-1A	MW-1B	MW-2AR	MW-2B	MW-2B	MW-3A	MW-3B	MW-4A	MW-4B	MW-5A	MW-5B	MW-5B	MW-6AR	MW-6AR	MW-6BR	MW-7A	MW-7B	MW-7B	MW-8R	MW-FL1	MW-FL1	MW-FL2R	MW-FL3	MW-FL3
Volatile Organics								Resample							**Resample**		**Resample**				**Resample**			**Resample**			**Resample**
Acetone	GCTL	6300	ug/L	1.9 **U**	3.7 **I**	1.9 **U**	1.9 **U**	---	1.9 **U**	1.9 **U**	1.9 **U**	1.9 **U**	1.9 **U**	1.9 **U**	---	1.9 **U**	---	1.9 **U**	1.9 **U**	1.9 **U**	---	1.9 **U**	1.9 **U**	---	2.5 **I**	1.9 **U**	---
Chloroform	GCTL	70	ug/L	0.16 **U**	0.16 **U**	0.16 **U**	0.16 **U**	---	0.16 **U**	0.16 **U**	0.16 **U**	0.16 **U**	0.16 **U**	0.16 **U**	---	0.16 **U**	---	0.47 **I**	0.16 **U**	0.16 **U**	---	0.16 **U**	0.16 **U**	---	0.16 **U**	0.16 **U**	---
Chloromethane	GCTL	2.7	ug/L	0.3 **U**	0.3 **U**	0.3 **U**	0.3 **U**	---	0.3 **U**	0.3 **U**	0.3 **U**	0.3 **U**	0.3 **U**	0.3 **U**	---	0.3 **U**	---	0.3 **U**	0.3 **U**	0.3 **U**	---	0.3 **U**	0.3 **U**	---	0.68 **I**	0.3 **U**	---
Methylene Chloride	PDWS	5	ug/L	0.32 **U**	0.32 **U**	0.32 **U**	0.32 **U**	---	0.32 **U**	0.32 **U**	0.32 **U**	0.32 **U**	0.32 **U**	0.32 **U**	---	0.39 **IV**	---	0.4 **IV**	0.32 **U**	0.32 **U**	---	0.32 **U**	0.32 **U**	---	0.39 **IV**	0.32 **U**	---
Metals																											
Aluminum	SDWS	200	ug/L	370	210	180	570	---	450	470	310	180	140	2400	450	28 **I**	---	400	29 **I**	1600	---	190	4600	57 **I**	3400	1200	---
Antimony	PDWS	6	ug/L	0.07 **U**	0.17 **I**	0.078 **I**	0.075 **I**	---	0.07 **U**	0.083 **I**	0.18 **I**	0.21 **I**	0.07 **U**	0.22 **I**	---	0.07 **U**	---	0.12 **I**	0.07 **U**	0.14 **I**	---	0.46 **I**	0.17 **I**	---	0.6 **I**	0.12 **I**	---
Arsenic	PDWS	10	ug/L	0.3 **I**	4 **I**	0.21 **U**	0.52 **I**	---	0.34 **I**	0.34 **I**	0.26 **I**	0.25 **I**	0.21 **U**	8.8	---	0.21 **U**	---	1.6 **I**	0.21 **U**	2.7 **I**	---	1.1 **I**	1.6 **I**	---	1.3 **I**	1.1 **I**	---
Barium	PDWS	2000	ug/L	19	8.1 **I**	14	21	---	74	90	23	20	32	29	---	19	---	14	12	12	---	10 **I**	73	---	54	40	---
Beryllium	PDWS	4	ug/L	0.08 **U**	0.08 **U**	0.08 **U**	0.08 **U**	---	0.23 **I**	0.08 **U**	0.08 **U**	0.08 **U**	0.14 **I**	0.08 **U**	---	0.08 **U**	---	0.08 **U**	0.08 **U**	0.1 **I**	---	0.08 **U**	0.2 **I**	---	0.08 **U**	0.16 **I**	---
Cadmium	PDWS	5	ug/L	0.45 **U**	0.45 **U**	0.45 **U**	0.45 **U**	---	0.45 **U**	0.45 **U**	0.45 **U**	0.45 **U**	0.45 **U**	0.45 **I**	---	0.45 **U**	---	0.45 **U**	0.45 **U**	12	5.0 **U**	0.45 **U**	0.96 **I**	---	0.45 **U**	0.49 **I**	---
Chromium (total)	PDWS	100	ug/L	2.2 **I**	1.5 **I**	0.66 **U**	3.3 **I**	---	6.6 **I**	1.7 **I**	0.73 **I**	0.66 **U**	0.86 **I**	5.6 **I**	---	0.66 **U**	---	39	1.1 **I**	6.4 **I**	---	2 **I**	16	---	24	8.4 **I**	---
Copper	SDWS	1000	ug/L	2 **I**	1.4 **U**	1.4 **U**	1.4 **U**	---	1.4 **U**	1.4 **U**	1.4 **U**	1.4 **U**	1.4 **U**	1.4 **U**	---	1.4 **U**	---	1.4 **U**	1.4 **U**	1.4 **U**	---	2.1 **I**	2.9 **I**	---	22	1.4 **U**	---
Iron	SDWS	300	ug/L	200	360	110	650	430	2500	260	130	73 **I**	22 **U**	870	150	22 **U**	---	1500	35 **I**	930	---	800	2800	29 **I**	280	790	---
Lead	PDWS	15	ug/L	2.6 **U**	2.6 **U**	2.6 **U**	2.6 **U**	---	2.6 **U**	2.6 **U**	2.6 **U**	2.6 **U**	2.6 **U**	2.6 **U**	---	2.6 **U**	---	2.6 **U**	2.6 **U**	30	9.0 **U**	2.6 **U**	2.9 **I**	---	2.6 **U**	2.6 **U**	---
Manganese	SDWS	50	ug/L	7.1 **I**	13	4.6 **I**	2.8 **I**	---	3.6 **I**	9.9 **I**	23	9.6 **I**	22	15	---	4.5 **I**	---	44	0.73 **I**	9.2 **I**	---	2.5 **I**	74	15	1.6 **I**	67	44
Mercury	PDWS	2	ug/L	0.027 **U**	0.027 **U**	0.027 **U**	0.027 **U**	---	0.027 **U**	0.027 **U**	0.027 **U**	0.085 **IV**	0.058 **IV**	0.037 **IV**	---	0.25	---	0.027 **U**	0.027 **U**	0.027 **U**	---	0.027 **U**	0.027 **U**	---	0.027 **U**	0.027 **U**	---
Nickel	PDWS	100	ug/L	4.2 **I**	2.6 **I**	1.3 **U**	1.3 **U**	---	2 **I**	1.3 **U**	3.2 **I**	2.7 **I**	1.3 **U**	2.4 **I**	---	1.3 **U**	---	4.9 **I**	2 **I**	1.3 **U**	---	1.3 **U**	6.4 **I**	---	1.3 **U**	2.1 **I**	---
Sodium	PDWS	160	mg/L	6.2	5	4.9	5.6	---	2.3	2	1.2	2.8	1.5	3.8	---	11	---	6.8	5.8	6.9	---	16	8.6	---	1.7	5.5	---
Thallium	PDWS	2	ug/L	0.045 **I**	0.022 **I**	0.03 **I**	0.03 **I**	---	0.07 **I**	0.047 **I**	0.02 **U**	0.02 **U**	0.043 **I**	0.097 **I**	---	0.058 **I**	---	0.3 **I**	0.053 **I**	0.081 **I**	---	0.071 **I**	0.25 **I**	---	0.02 **U**	0.099 **I**	---
Vanadium	GCTL	49	ug/L	1.3 **I**	1.1 **U**	1.1 **U**	3.9 **I**	---	6.6 **I**	3.8 **I**	1.1 **U**	1.1 **U**	1.1 **U**	4.8 **I**	---	1.1 **U**	---	9.5 **I**	1.1 **U**	1.7 **I**	---	3.2 **I**	11	---	17	5.1 **I**	---
Zinc	SDWS	5000	ug/L	4.5 **U**	5.9 **IV**	6.5 **IV**	5 **IV**	---	10 **IV**	6.5 **IV**	110 **V**	8.9 **IV**	47 **V**	9.5 **IV**	---	4.5 **U**	---	10 **IV**	5.4 **IV**	14 **IV**	---	19 **IV**	20 **IV**	---	19 **IV**	7.3 **IV**	---
General Chemistry																											
Ammonia, Total	GCTL	2.8	mg/L	0.022 **U**	0.022 **U**	0.083 **I**	0.11	---	0.075 **I**	0.022 **U**	0.022 **U**	0.022 **U**	0.022 **U**	0.022 **U**	---	0.085 **I**	---	0.068 **I**	0.025 **I**	0.028 **I**	---	0.15	0.022 **U**	---	0.13	0.029 **I**	---
Chloride	SDWS	250	mg/L	11	6.4	6.2	5.4	---	3 **I**	2.6 **I**	3 **I**	4.8	2.2 **I**	7.3	---	24	---	18	11	4.1	---	5.8	16	---	8.7	7.9	---
Nitrate (as N)	PDWS	10	mg/L	10	0.042 **I**	2	0.52	---	3.1	1.7	0.85	4.9	2	0.55	---	12	11	3.7	13	0.053 **I**	---	1.2	0.9	---	0.59	0.042 **U**	---
Total Dissolved Solids	SDWS	500	mg/L	220	110	35	94	---	72	94	52	57	39	120	---	160	---	180	210	90	---	100	180	---	260	120	---
Radiochemistry																											
Alpha Radiation	PDWS	15	PCI/L	3 **IV**	3 **IV**	3 **IV**	3 **IV**	---	12.6	4.5	3 **U**	3 **U**	3.9	9	---	3 **IV**	---	5.5	3 **IV**	8.2	---	3 **IV**	14.6	---	3 **U**	5.2 **U**	---
Field Parameters																											
Conductivity	NS	NS	umhos/cm	274	180	22	131	129	40	143	51	65	56	209	191	204	174	240	245	122	127	116	261	260	357	215	253
Dissolved Oxygen	NS	NS	mg/L	2.5	1.5	1.9	0.9	1.0	2.1	0.9	1.9	1.9	1.4	1.0	0.4	1.6	1.9	0.8	1.7	1.9	0.6	2.9	0.4 **I**	0.3	2.1	0.5 **I**	0.0
Dissolved Oxygen (Calculated)[17]	MPIS	<20	% Sat.	29	18	23	11	12	25	11	23	23	17	12	5	19	23	10	20	23	7	35	5	4	25	6	0
eH/ORP	NS	NS	mV	41	22	27	-5	-8	13	9	122	96	54	12	26	84	70	58	45	32	39	-48	33	41	-77	36	-126.2
pH	SDWS	6.5 - 8.5	Std	7.32	7.47	5.93	7.86	7.77	6.06	7.68	5.41	5.7	4.56	7.55	7.47	6.12	6.15	7.73	7.59	7.88	7.75	8.12	7.27	7.33	11.11	7.76	7.56
Temperature, Water	NS	NS	deg C	23.9	23.9	24.1	24.2	24.4	24.7	24.4	25	25.4	24.9	24.8	25.0	24.1	24.6	23.6	23.9	24.3	24.7	24.8	23.9	24.1	23.7	23.9	24.4
Turbidity	NS	NS	NTU	4.2	4.0	6.5	8.2	10.1	9.2	8.2	4.1	2.5	4.7	3.9	4.0	3.0	2.5	10.8	4.7	43.2	18.4	8.6	658.3	9.2	3.4	615	3.3

NOTES:
1. PDWS = Primary Drinking Water Standard (62-550 F.A.C.)
2. SDWS = Secondary Drinking Water Standard (62-550 F.A.C.)
3. GCTL = Groundwater Clean-up Target Level (62-777 F.A.C.)
4. MPIS = Monitoring Plan Implementation Schedule
5. NS = No numeric standard has been set for this analyte.
6. mg/L = milligrams per liter
7. ug/L= micrograms per liter
8. NTU = nephelometric turbidity units
9. Yellow shaded values indicate parameter concentrations exceeded primary or secondary Drinking Water Standards, or groundwater cleanup target levels.
10. deg C = Degrees Celcius
11. STD = Standard
12. umhos/cm = micromhos per centimeter
13. pCi/L = picocuries per liter
14. U = Analyte concentration was below the laboratory detection limit (value shown).
15. I = Analyte concentration was between the laboratory detection limit and laboratory practical.
16. V = Analyte was detected in the sample and an associated method blank.
17. Calculated from http://www.fivecreeks.org/monitor/do.html.

The concentrations of aluminum in several of the background wells are significantly above the FDEP SDWS and demonstrate that aluminum concentrations are naturally elevated in this area. Therefore, the aluminum detections are not related to the landfill operations.

The concentrations detected at background monitoring wells MW-1A, MW-1B, MW-2B, and MW-6BR and compliance wells MW-3A, MW-3B, MW-4A, MW-7B, MW-FL2R, and MW-FL3 for this monitoring event are consistent with the background monitoring event data for the VLF collected prior to waste placement (Figures 3-1 through 3-3).

The aluminum detection at MW-5B and MW-FL1 are not consistent with historical trends and may represent outlier values. Monitoring wells MW-5B and MW-FL1 were re-sampled on August 4, 2009. During the August 2009 resample, aluminum at MW-5B (450 ug/l) and MW-FL1 (57 **I** ug/L) was found to be lower than the initial sampling results, consistent with historical concentrations (Figures 3-2 and 3-3, respectively), and below the FDEP SDWS at MW-FL1.

Cadmium

The FDEP primary drinking water standard of 5 µg/L for cadmium, was exceeded at compliance well MW-7B (12 µg/L). The cadmium detection at MW-7B is not consistent with historical trends and may represent an outlier value caused by elevated turbidity (43.2 NTUs). Monitoring well MW-7B was re-sampled on August 4, 2009. During the August 2009 resample, cadmium at MW-7B (5.0 **U** µg/L) was found to be lower than the initial sampling results, consistent with historical concentrations, and below the FDEP SDWS at MW-7B.

Iron

The concentration of iron in the groundwater at VLF in the surficial aquifer ranged from a nondetected value of 22 µg/L to 2,800 µg/L during the June 2009 semi-annual sampling event.

The FDEP secondary drinking water iron standard of 300 µg/L, was exceeded at background wells MW-1B, MW-2B, MW-6BR, and MW-8R and compliance wells MW-3A, MW-5B, MW-7B, MW-FL1, and MW-FL3. Iron concentrations observed at MW-1B, MW-6BR, MW-8R, MW-3A, MW-7B, and MW-FL3 are consistent with historical data for VLF that were collected prior to waste placement (Figures 3-4 through 3-6). Iron also is naturally found at elevated concentrations in Florida groundwater (Florida Geological Survey Special Publication No. 34, 1992).

The iron detection at MW-2B and MW-5B, are not consistent with historical trends and may indicate a greater range of ambient iron concentrations then previous limited data indicated or may represent outlier values. Monitoring wells MW-2B and MW-5B were re-sampled on August 4, 2009. During the August 2009 resample, iron at background monitoring well MW-2B (430 µg/L) was found to be lower than the initial sampling results; however, the results were slightly higher than historical concentrations. During the August 2009 resample, iron at MW-5B (150 µg/L) was found to be lower than the initial sampling results, consistent with historical concentrations, and below the FDEP SDWS.

Vista Landfill

Figure 3-1. "A" Wells Time Series Plot for Aluminum

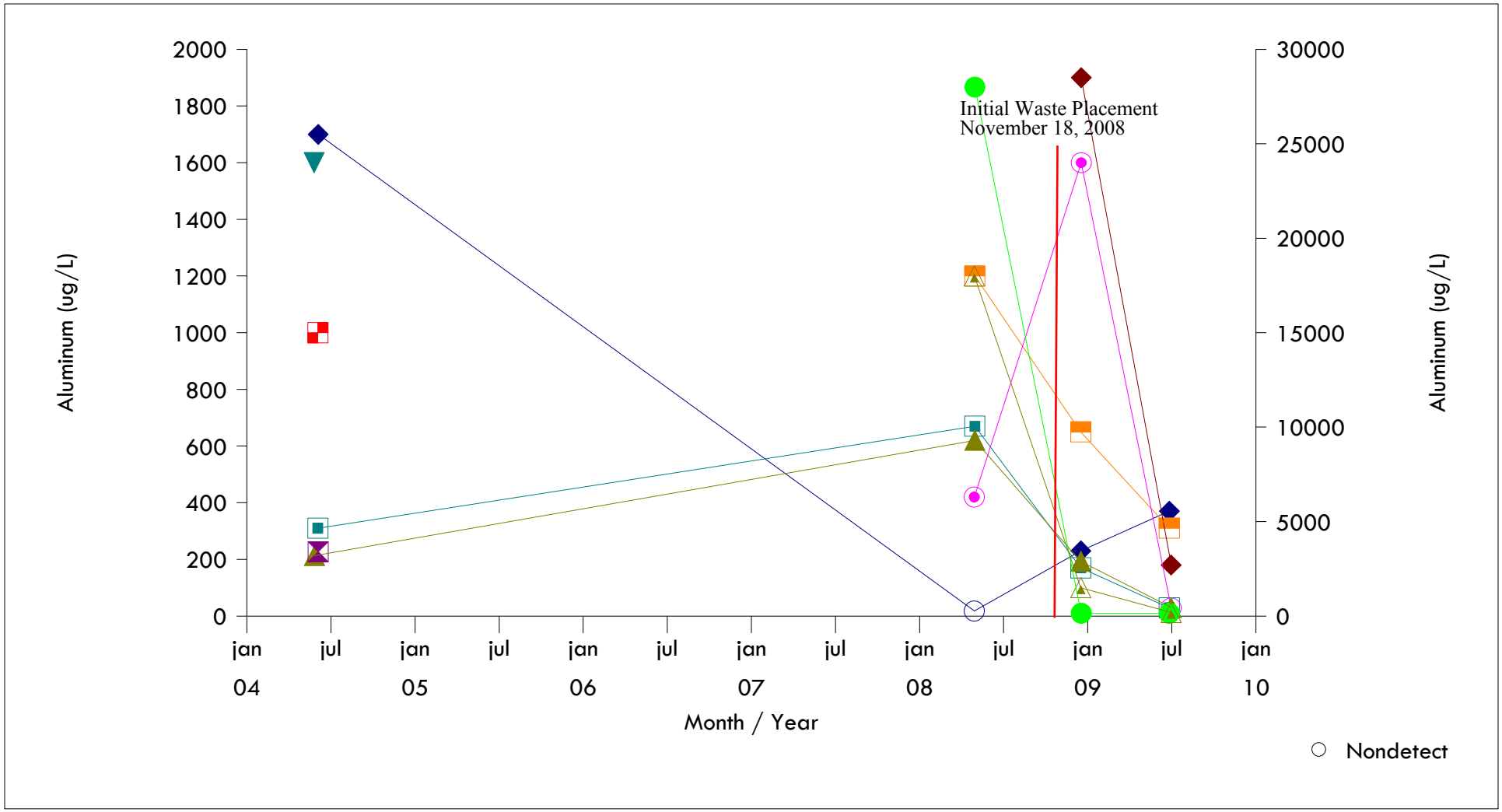

1

Prepared by: SCS Engineers

Vista Landfill

Figure 3-2. "B" Wells Time Series Plot for Aluminum

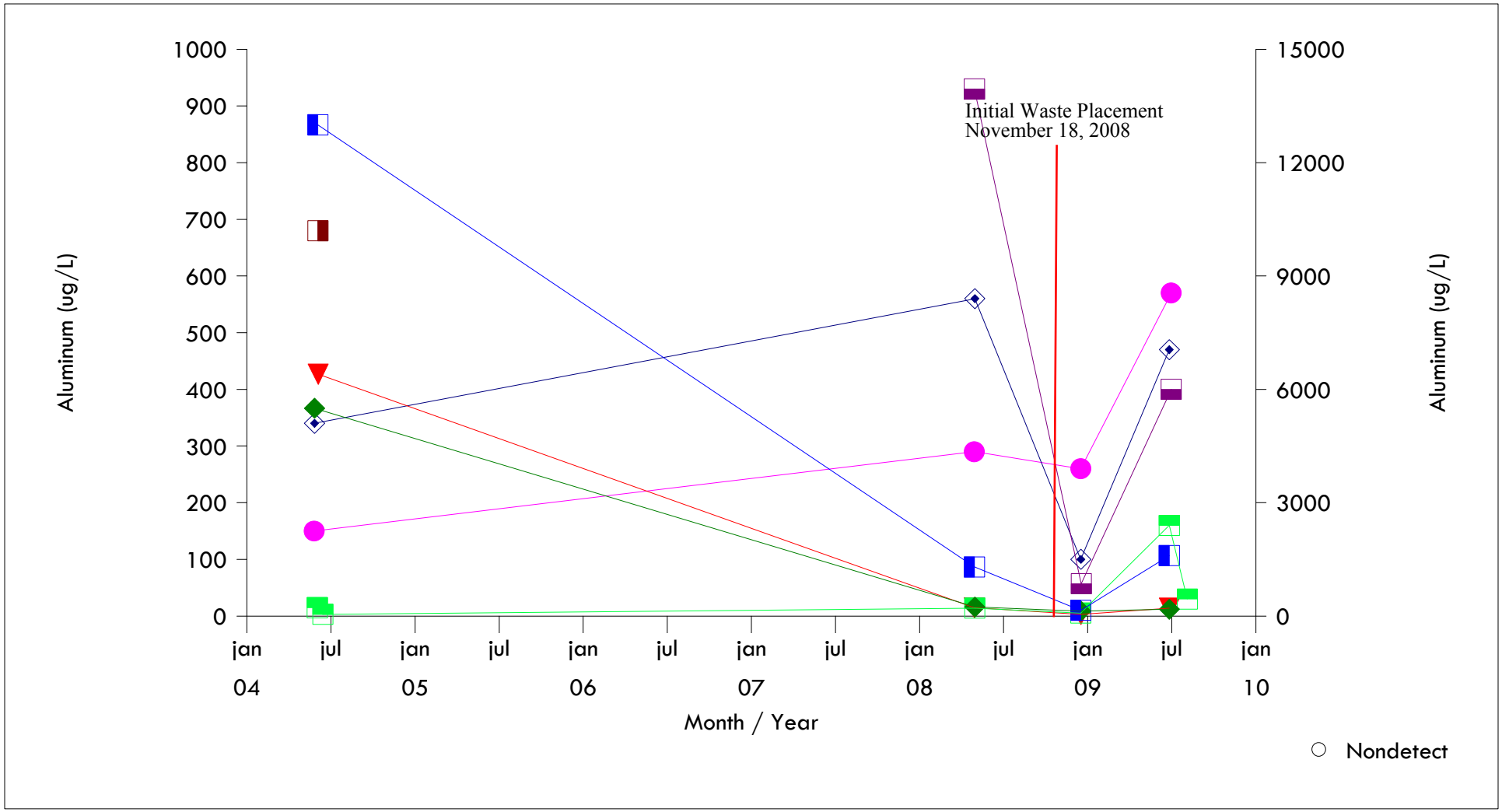

1

Prepared by: SCS Engineers

Vista Landfill

Figure 3-3. "FL" Wells Time Series Plot for Aluminum

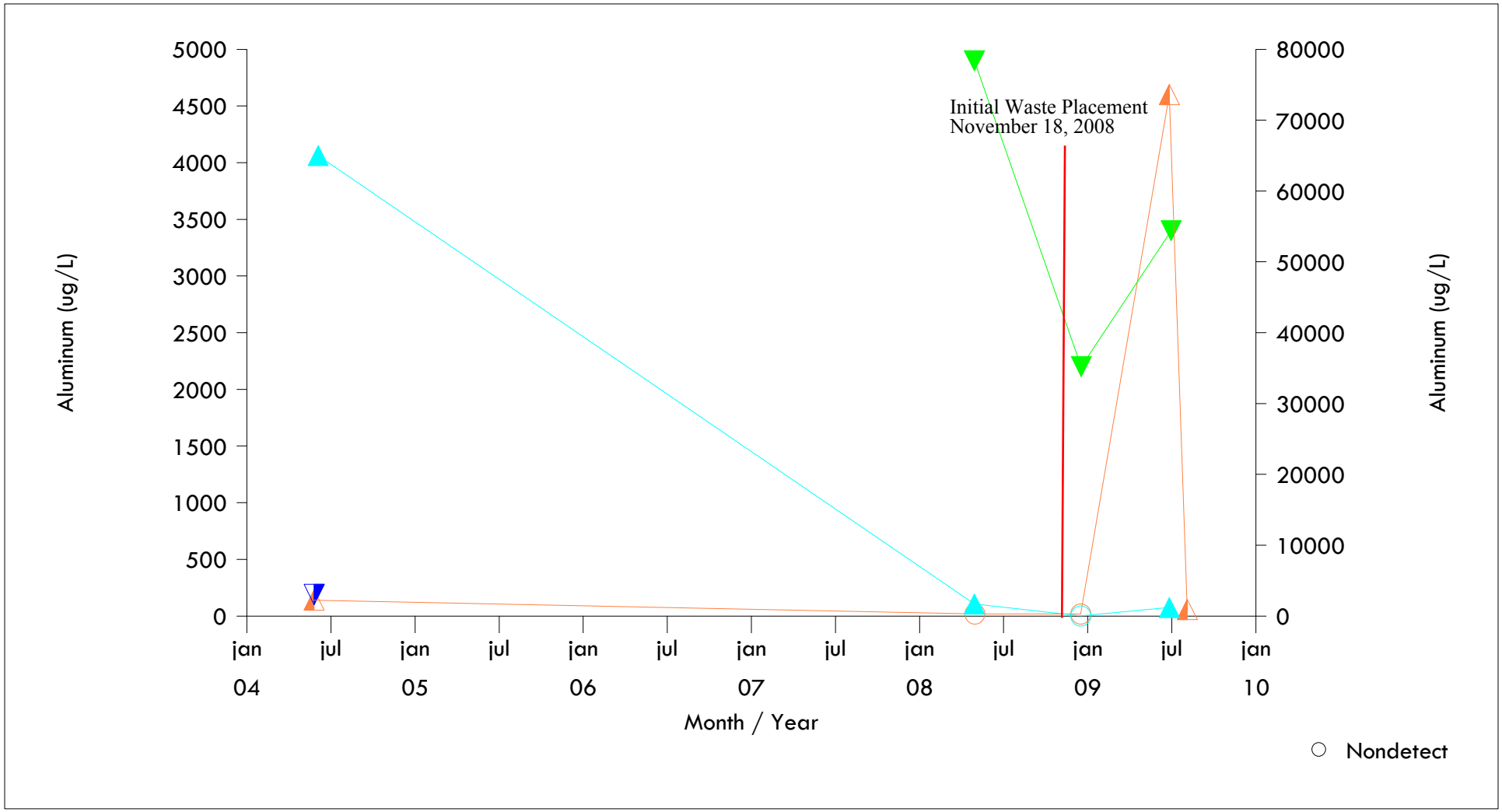

1

Prepared by: SCS Engineers

Vista Landfill

Figure 3-4. "A" Wells Time Series Plot for Iron

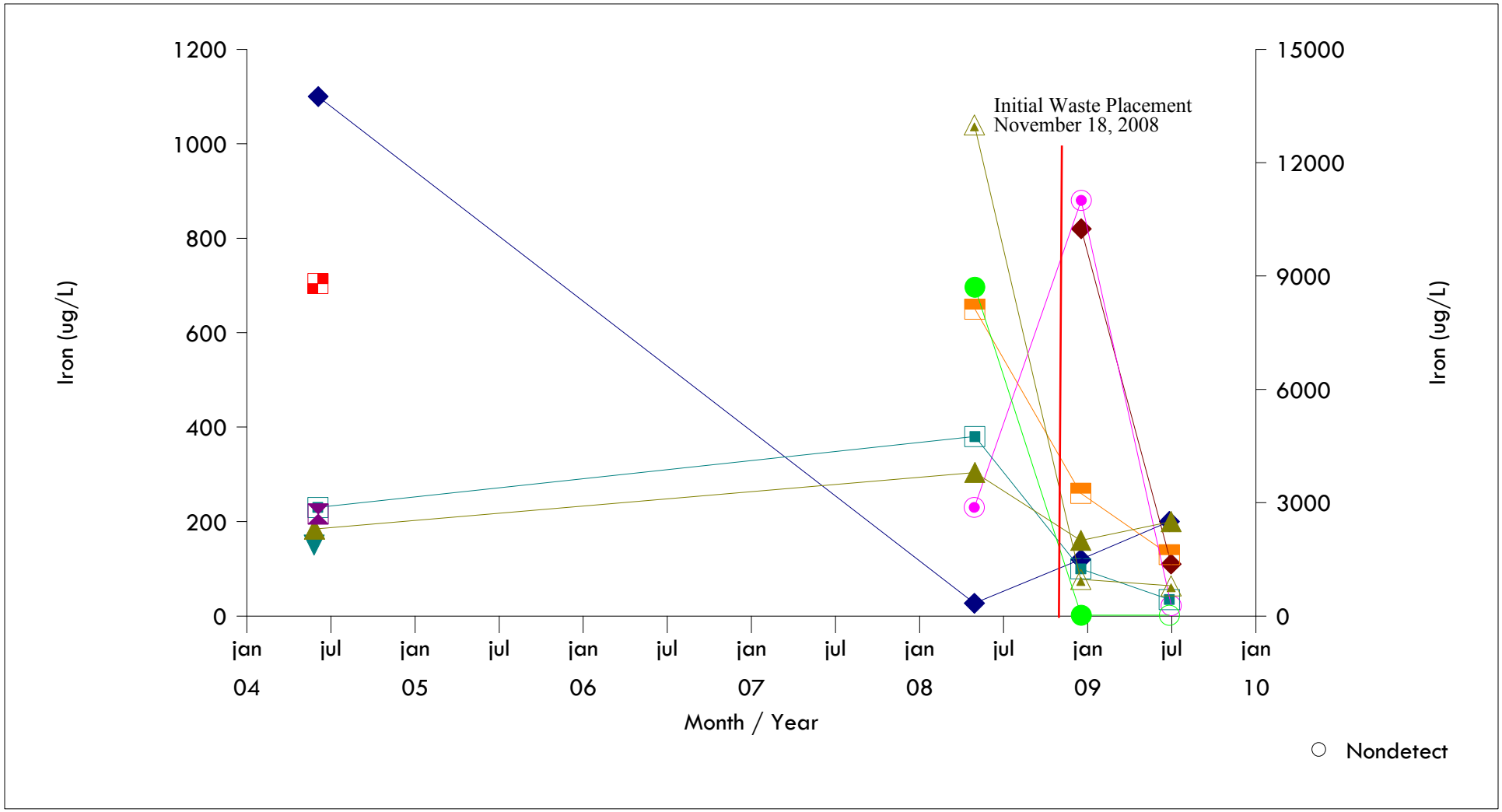

1

Prepared by: SCS Engineers

Vista Landfill

Figure 3-5. "B" Wells Time Series Plot for Iron

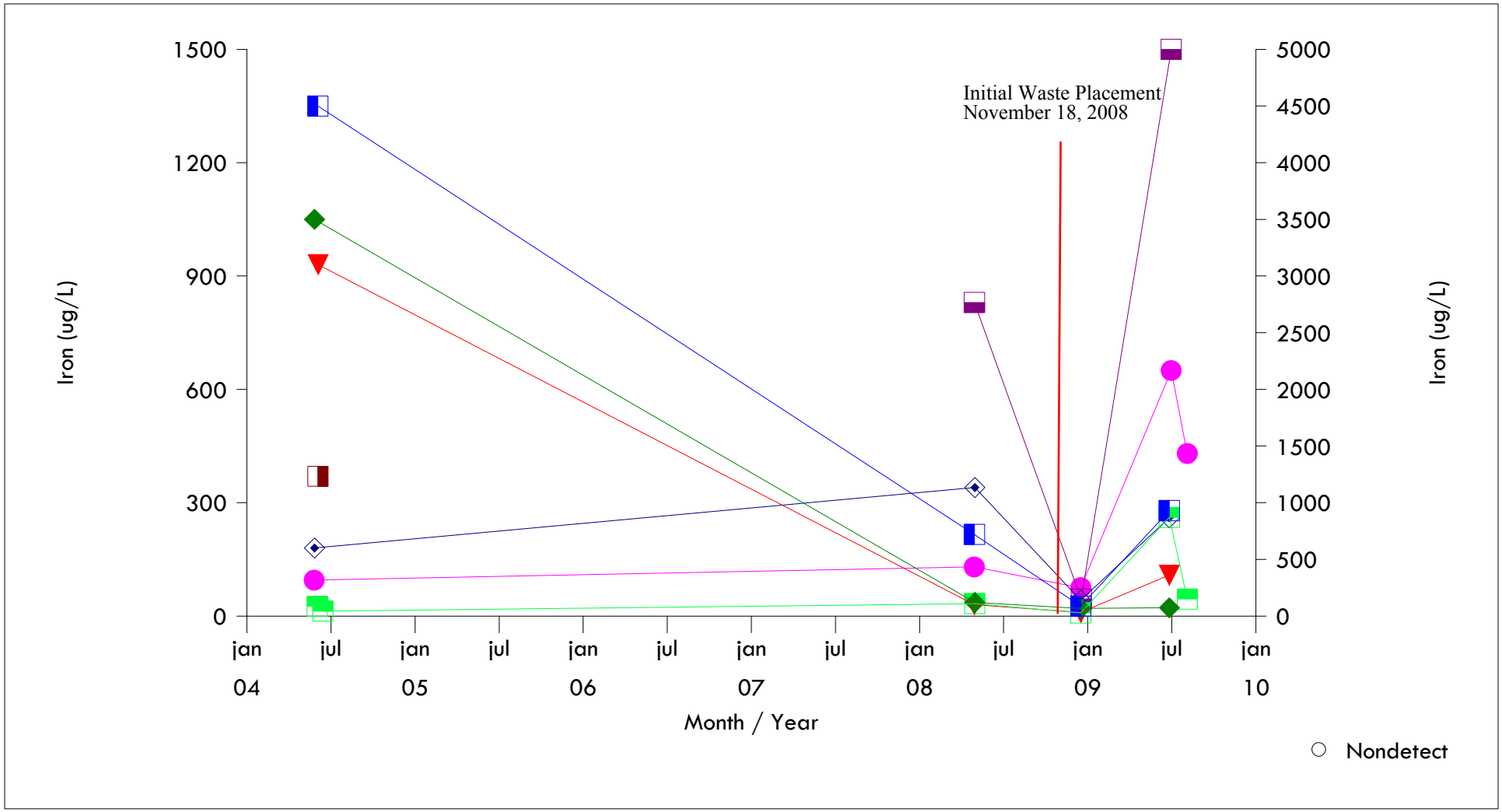

1

Prepared by: SCS Engineers

Vista Landfill

Figure 3-6. "FL" Wells Time Series Plot for Iron

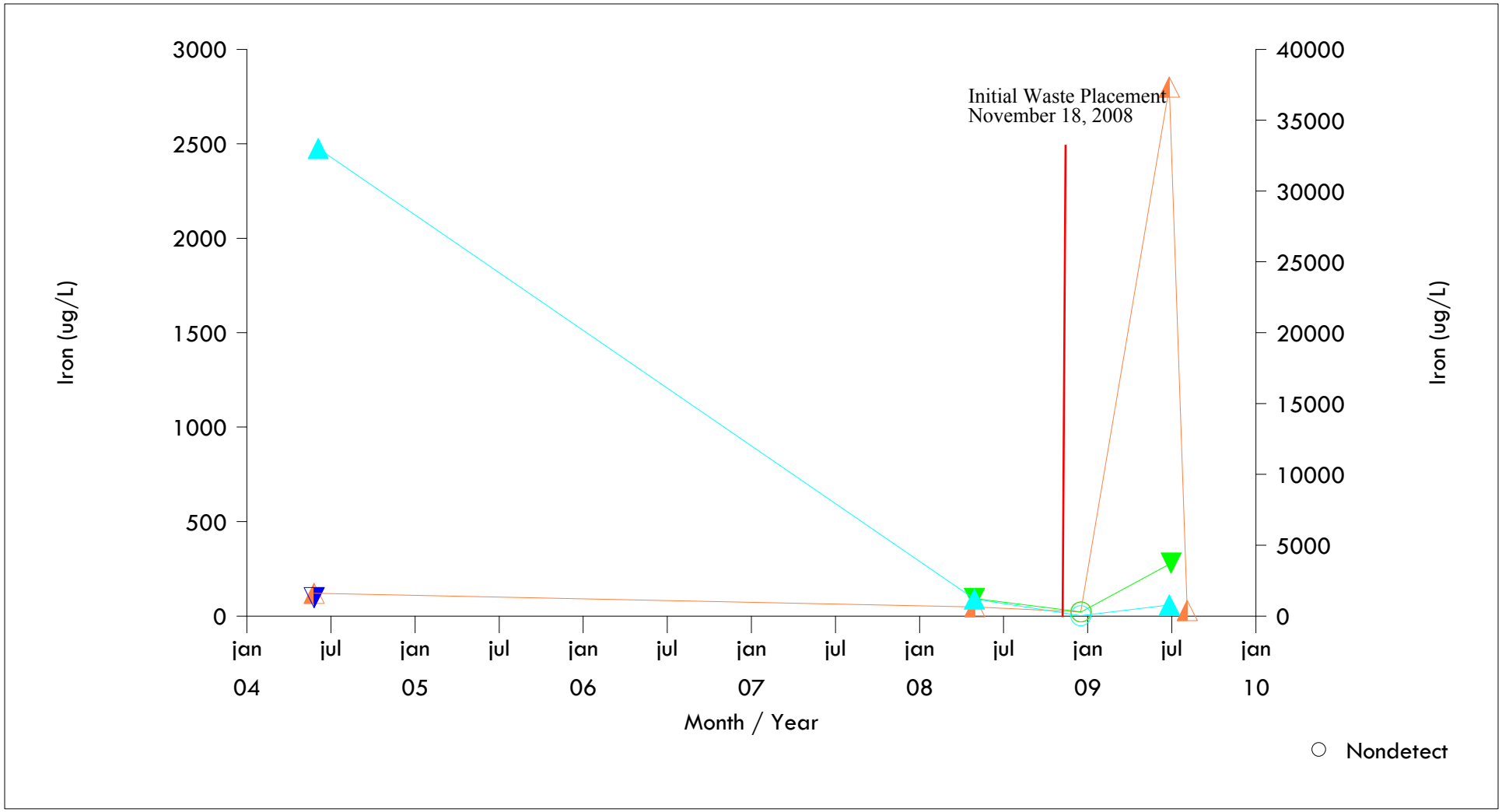

Prepared by: SCS Engineers

The iron detection at MW-FL1 is not consistent with historical trends and may represent an outlier value caused by elevated turbidity (658.3 NTUs). Due to the high turbidity values at MW-FL1, a field filtered dissolved iron sample was collected at the time of sampling. The dissolved iron concentration at MW-FL1 (180 µg/L) was less than the total iron (unfiltered) concentration indicating that iron concentrations in MW-FL1 may be associated with turbidity. Monitoring well MW-FL1 was redeveloped and was re-sampled on August 4, 2009. During the August 2009 resample iron at MW-FL1 (29 **I** µg/L) was found to be lower than the initial sampling results, consistent with historical concentrations, and below the FDEP SDWS at MW-FL1.

Lead

The FDEP primary drinking water standard of 15 µg/L for lead, was exceeded at compliance well MW-7B (30 µg/L). The lead detection at MW-7B is not consistent with historical trends and may represent an outlier value caused by elevated turbidity (43.2 NTUs). Monitoring well MW-7B was re-sampled on August 4, 2009. During the August 2009 resample lead at MW-7B (9.0 **U** µg/L) was found to be lower than the initial sampling results, consistent with historical concentrations, and below the FDEP SDWS at MW-7B.

Manganese

The FDEP secondary drinking water standard of 50 µg/L for manganese, was exceeded at compliance wells MW-FL1 (74 µg/L) and MW-FL3 (67 µg/L). Due to the high turbidity values at MW-FL1 (658.3 NTUs) and MW-FL3 (615 NTUs), a field filtered dissolved manganese sample was collected at the time of sampling. The dissolved manganese concentrations at MW-FL1 (9.9 **I** µg/L) and MW-FL3 (0.25 **U** µg/L) were less than the total manganese (unfiltered) concentration indicating that manganese concentrations in MW-FL1 and MW-FL3 may be associated with turbidity. Monitoring wells MW-FL1 and MW-FL3 were redeveloped and were re-sampled on August 4, 2009. During the August 2009 resample, manganese at MW-FL1 (15 µg/L) and MW-FL3 (44 µg/L) was found to be lower than the initial sampling results, consistent with historical concentrations, and below the FDEP SDWS.

Inorganic Parameters Exceedances and Trends

Nitrate and pH concentrations at specific wells exceeded applicable PDWS and SDWS. These parameters are discussed below.

Nitrate

The FDEP PDWS of 10 mg/L for nitrate was exceeded slightly at background wells MW-6AR (12 mg/L) and MW-7A (13 mg/L). Nitrate was detected at the PDWS at MW-6AR during the December 2008 monitoring event. Nitrate was detected above the PDWS at MW-7A during the background monitoring events prior to the placement of waste.

No exceedances of nitrate occurred at other monitoring wells. The exceedances at MW-6AR and MW-7A are not due to the landfill because the wells are located hydraulically upgradient and

was detected in previous monitoring events prior to the placement of waste (in the case of MW-7A). Nitrate exceedances may be related to Rapid Infiltration Basin (RIB) Facilities which have been previously documented as potential sources for nitrates.[2]

pH

The SDWS range of 6.5 to 8.5 units for pH was below the range in background monitoring wells MW-2AR (5.93 units) and MW-6AR (6.12 units) and compliance wells MW-3A (6.06 units), MW-4A (5.41 units), MW-4B (5.7 units), and MW-5A (4.56 units). Low groundwater pH in this region is the result of low pH in precipitation, rapid recharge, and little buffering capacity of the surficial sands. The pH levels observed at VLI are characteristic of the ground water in this region of Florida.

The SDWS range of 6.5 to 8.5 Units for pH was above the SDWS range in monitoring well MW-FL02R (11.11 units). The high pH indicate the presence of grout in the sand pack due to well construction or related to the abandonment of MW-FL2. However, the groundwater analytical data show that the problem only affects the pH and that the overall geochemistry is similar to the other wells. Therefore, this well is suitable as a compliance well with the understanding that the pH may be elevated and is considered an artifact of well construction.

Organic Parameters Exceedances and Trends

Organic parameters were not detected above their respective PDWS, SDWS, and GCTLs.

Other Detected Parameters

There were some low level volatile organic compound (VOC) detections below FDEP water quality standards. Acetone was detected in monitoring wells MW-1B (3.7 **I** µg/L) and MW-FL2R (2.5 **I** µg/L) at concentrations below the GCTL of 6,300 µg/L. Chloroform was detected in monitoring well MW-6BR (0.47 **I** µg/L) at a concentration below the GCTL of 70 µg/L. Chloromethane was detected in monitoring well MW-FL2R (0.68 **I** µg/L) at a concentration below the GCTL of 2.7 µg/L. Methylene chloride was detected in monitoring wells MW-6AR (0.39 **IV** µg/L), MW-6BR (0.40 **IV** µg/L), and MW-FL2R (0.68 **IV** µg/L) at concentrations below the PDWS of 5 µg/L. These detections will be verified during the next scheduled sampling event.

Dissolved Oxygen Exceedances

Dissolved oxygen values (field measurement) were above the VLF MPIS limit of not greater than 20 percent oxygen saturation in background monitoring wells MW-1A (29.7%), MW-2AR (22.57%), MW-7A (20.19%), and MW-8R (35.1%) and compliance monitoring wells MW-3A (25.42%), MW-4A (23%), MW-4B (23%), MW-7B (22.57%), and MW-FL2R(24.95%).

[2] Special Publication SJ2006-SP3, *Estimates Of Upper Floridan Aquifer Recharge Augmentation Based On Hydraulic And Water-Quality Data (1986-2002) From The Water Conserv II RIB Systems, Orange County, Florida* (http://sjr.state.fl.us/programs/outreach/pubs/techpubs/pdfs/SP/SJ2006-SP3.pdf)

Monitoring wells MW-1A (0.188 gallons per minute [gpm]), MW-2AR (0.167 gpm), MW-3A, (0.17 gpm), MW-4A (0.16 gpm), MW-4B (0.19 gpm), MW-7A (0.18 gpm), MW-7B (0.197 gpm), and MW-FL2R (0.21 gpm) were purged and sampled with a bladder pump at a low flow rate. Monitoring well MW-8R was purged and sampled with a submersible pump at a low flow (approximately 0.24 gpm). During the stabilization readings dissolved oxygen concentration remained relatively steady.

ANNUAL LEACHATE MONITORING EVENT

Leachate sampling was not performed during this sampling event. The required annual sampling and analysis of leachate will be performed during the December 2009 sampling event.

4 SUMMARY

The groundwater flow assessment shows that surficial aquifer groundwater in the vicinity of the site flows toward the southwest corner of the landfill. The groundwater flow direction in the intermediate surficial is variable with groundwater flowing into the site from the northeast corner and western boundary and exiting to the south southwest. Regional potentiometric maps for the Floridan aquifer indicate that flow is towards the northeast.

Aluminum concentrations were detected above the SDWS in select monitoring wells and are related to background concentrations. The detected concentrations are consistent with historical data. Aluminum at monitoring wells MW-5B and MW-FL1 are not consistent with historical trends and may represent outlier values. In order to verify these results MW-5B and MW-FL1 were re-sampled on August 4, 2009. During the August 2009 resample, aluminum at MW-5B and MW-FL1 was found to be lower than the initial sampling results, consistent with historical concentrations, and below the FDEP SDWS at MW-FL1.

Cadmium and lead were detected above the PDWS at MW-7B. This detection is not consistent with historical data and may represent an outlier value caused by elevated turbidity. In order to verify these results, MW-7B was re-sampled on August 4, 2009. During the August 2009 resample, cadmium at MW-7B was found to be lower than the initial sampling results, consistent with historical concentrations, and below the FDEP SDWS

Iron concentrations were detected above the SDWS in select monitoring wells and are related to background concentrations. The detected concentrations are consistent with historical data. Iron at monitoring wells MW-2B, MW-5B, and MW-FL1 are not consistent with historical trends and may represent outlier values. Dissolved iron (filtered) concentrations were below the total iron concentration at MW-FL1 indicating that iron concentrations may be associated with the elevated turbidity. In order to verify these results MW-2B, MW-5B, and MW-FL1 were re-sampled on August 4, 2009. During the August 2009 resample, iron at background monitoring well MW-2B was found to be lower than the initial sampling results; however, the results were slightly higher than historical concentrations. During the August 2009 resample, iron concentrations at MW-5B and MW-FL1 were found to be lower than the initial sampling results, consistent with historical concentrations, and below the FDEP SDWS.

Manganese concentrations were detected above the SDWS at MW-FL1 and MW-FL3. These detections are not consistent with historical data and may represent outlier values caused by elevated turbidity. Dissolved manganese (filtered) concentrations were below the total manganese concentrations indicating that manganese concentrations may be associated with the elevated turbidity. In order to verify these results MW-FL1 and MW-FL3 were re-sampled on August 4, 2009. During the August 2009 resample, manganese at MW-FL1 and MW-FL3 was found to be lower than the initial sampling results, consistent with historical concentrations, and below the FDEP SDWS.

Nitrate and pH were observed to exceed either secondary drinking water standards in select monitoring wells. Nitrate was observed slightly above the PDWS at two background monitoring wells (MW-6AR and MW-7A) but is attributed to background conditions, possibly associated

with local RIB facilities. The pH detections in select monitoring wells were attributed to Florida ambient groundwater quality characteristics due to low pH rainfall, rapid recharge, and the limited buffering capability of Florida's sandy soils.

Dissolved oxygen values (field measurement) were above the VLF MPIS limit of not greater than 20 percent oxygen saturation in background monitoring wells MW-1A, MW-2AR, MW-7A, and MW-8R and compliance monitoring wells MW-3A, MW-4A, MW-4B, MW-7B, and MW-FL2R. These measurements are consistent with historical measurements at these wells.

The required annual sampling and analysis of leachate will be performed during the December 2009 sampling event.

APPENDIX A

LABORATORY ANALYTICAL RESULTS AND FIELD FORMS

TestAmerica
THE LEADER IN ENVIRONMENTAL TESTING

ANALYTICAL REPORT

TestAmerica Laboratories, Inc.

Project No. Site FL26

Vista LF

SDG: 58826209
Lot#: D9F270122, D9F270156, D89G010175, D9G010142

Paul Bermillo

Waste Management, Inc.
7382 Talona Drive
West Melbourne, FL 32904

Cc: Kenneth Guilbeault

TestAmerica Laboratories, Inc. Denver

Danielle Fougere
Project Manager

July 15, 2009

Table of Contents

Standard Deliverables

Report Contents	Total Number of Pages
Standard Deliverables *(The **Report Cover** page is considered an integral part of this Standard Deliverable package. This report is incomplete unless all pages indicated in this Table of Contents are included.)*	

- **Table of Contents**
- **Case Narrative**
- **Executive Summary – Detection Highlights**
- **Methods Summary**
- **Method/Analyst Summary**
- **Lot Sample Summary**
- **Analytical Results**
- **QC Data Association Summary**
- **QC Results**
- **Chain-of-Custody**

Case Narrative

Enclosed is the report for twelve samples received on June 27, 2009 and eleven samples received on July 1, 2009 at TestAmerica Laboratories, Inc's Denver Laboratory. The results included in this report have been reviewed for compliance with TestAmerica's Laboratory Quality Manual. The results relate only to the samples in this report and meet all requirements of NELAC and any exceptions are noted below. TestAmerica Denver's Florida certification number is E87667.

This report may include reporting limits (RLs) less than TestAmerica Denver's standard reporting limit. The reported sample results and associated reporting limits are being used specifically to meet the needs of this project. Note that data are not normally reported to these levels without qualification because they are inherently less reliable and potentially less defensible than required by the latest industry standards.

Dilution factors and footnotes have been provided to assist in the interpretation of the results. Each sample was analyzed to achieve the lowest possible reporting limit within the constraints of the method. In some cases, due to interference or analytes present at concentrations above the linear calibration curve, samples were diluted. For diluted samples, the reporting limits are adjusted relative to the dilution required.

TestAmerica utilizes USEPA approved methods in all analytical work. The samples presented in this report were analyzed for the parameters listed on the analytical methods summary page in accordance with the methods indicated. A summary of quality control parameters is provided below.

At the request of the client, this report has not been paginated, which is contrary to NELAC reporting requirements. This report shall not be reproduced except in full, without the written approval of the laboratory.

Quality Control Summary for SDG: 58826209

Sample Receiving

The cooler temperatures upon receipt at the Denver laboratory were 4.8, 1.7, and 5.8°C on June 27, 2009 and 2.7, 3.4, and 2.6°C on July 1, 2009.

Sample MW-1B was received on June 27, 2009 with a neutral pH for the radiochemistry volume. It was discovered on June 30, 2009 by an analyst who performed the Nitrate by 300.0, that the bottles and the labels for the unpreserved general chemistry volume and the radiochemistry volume were switched at the time of collection. Client was notified on June 30, 2009 and elected to re-sample the radiochemistry volume and the unpreserved general chemistry volume. The re-sample was received on July 1, 2009.

All other sample bottles were received in acceptable condition.

Holding Times

Due to an error at the time of sample receipt, the color analysis was not logged for the samples arriving on June 27, 2009 and therefore not analyzed within its holding time of 48 hours. The samples were analyzed outside of holding and the client was notified on June 29, 2009.

All other holding times were met.

Method Blanks

Methylene Chloride Method 8260B batch 9189290 and Total Zinc Method 6010B in batches 9183412 and 9180472 were detected in the Method Blanks at concentrations below the reporting limits but above the method detection limits. No corrective action is taken for results in the Method Blank that are below the reporting limits.

Mercury is present in the method blank associated with QC batch 9180194. This is an indicator that data may be biased high. As no detectable concentrations of Mercury are present in the associated samples above the reporting limit, corrective action is deemed unnecessary.

All other Method Blanks were within established control limits.

Laboratory Control Samples (LCS)

All Laboratory Control Sample results were within established control limits.

Matrix Spike (MS) and Matrix Spike Duplicate (MSD)

MS/MSD analyses were performed on sample MW-5A. The MS/MSD for method 8260B exhibited spike compound recoveries outside the QC limits for Toluene, Ethylbenzene, and Tetrachloroethene. The acceptable LCS analysis data indicated that the analytical system was operating within control; therefore, corrective action is deemed unnecessary.

Laboratory generated MS/MSD analysis data have been provided in batch 9189290. The MS/MSD for method 8260B exhibited surrogate recoveries outside the QC limits for 4-Bromofluorobenzene. The acceptable LCS analysis data indicated that the analytical system was operating within control; therefore, corrective action is deemed unnecessary.

The method required MS/MSD could not be performed for Method 504.1 (batches 9180295, 9181403, and 9190341) due to insufficient sample volume; however, LCS/LCSD pairs were analyzed to demonstrate method precision and accuracy.

MS/MSD analyses were performed on sample MW-4B. The MS/MSD for method 7470A exhibited spike and RPD recoveries outside the QC limits for Mercury. The acceptable LCS analysis data indicated that the analytical system was operating within control; therefore, corrective action is deemed unnecessary.

MS/MSD analyses were performed on sample MW-4B. The MS/MSD for method 350.1 exhibited spike recoveries outside the QC limits for Ammonia. The acceptable LCS analysis data indicated that the analytical system was operating within control; therefore, corrective action is deemed unnecessary.

Please note that the recoveries, for the Nitrate MS/MSD performed on sample MW-4B, are within QC limits; however, these are estimated values as the concentrations exceeded the calibration range. Method precision and accuracy has been verified by the acceptable LCS/LCSD analysis data; therefore, corrective action is deemed unnecessary.

All other MS and MSD sample results were within established control limits.

SDG: 58826209

Organics

The Method 504.1 Continuing Calibration Verification (CCV) standard associated with batch 9181403 was outside the percent difference limit for the surrogate 1,2-Dibromo-3-chloropropane. Because all other calibration criteria were met, no corrective action was necessary. Additionally, all associated samples were non-detect for target compounds.

General Chemistry

Samples MW-7A, MW-1A and MW-6AR were analyzed at dilutions for Method 300.0A due to high concentrations of Nitrate. The reporting limits have been adjusted accordingly.

Radchemistry

Please disregard the Gross Alpha results in the Executive Summary as these are not correct. The correct results are located in the body of the report.

The Gross Alpha reporting limit was not met for sample MW-FL1 and MW-FL-3 due to a reduction of sample size attributed to the sample's high residual mass. The reporting limit is adjusted for the sample based on the sample results.

General Comments

The analyses for Radiochemistry were performed at the TestAmerica St. Louis laboratory.
TestAmerica St. Louis
13715 Rider Trail North
Earth City, MO 63045
Phone: 314-298-8566

EXECUTIVE SUMMARY - Detection Highlights

58826209 : D9F270122

PARAMETER	RESULT	REPORTING LIMIT	UNITS	ANALYTICAL METHOD
MW-4B 06/26/09 11:37 001				
Arsenic	0.25 B	5.0	ug/L	SW846 6020
Antimony	0.21 B	2.0	ug/L	SW846 6020
Mercury	0.085 B,J	0.20	ug/L	SW846 7470A
Barium	20	10	ug/L	SW846 6010B
Zinc	8.9 B,J	20	ug/L	SW846 6010B
Iron	73 B	100	ug/L	SW846 6010B
Nickel	2.7 B	40	ug/L	SW846 6010B
Sodium	2800	1000	ug/L	SW846 6010B
Aluminum	180	100	ug/L	SW846 6010B
Manganese	9.6 B	10	ug/L	SW846 6010B
Groundwater Elevation	53.69		ft/msl	NONE GW Elevation
Chloride	4.8	3.0	mg/L	MCAWW 300.0A
Nitrate	4.9	0.50	mg/L	MCAWW 300.0A
Field Temperature	25.4	--	deg C	MCAWW 170.1
Field pH	5.70	0.1	No Units	MCAWW 150.1
Field Conductivity	65	1	umhos/cm	MCAWW 120.1
Field Dissolved Oxygen	1.9	0.5	mg/L	MCAWW 360.1
Total Dissolved Solids	57	10	mg/L	SM18 2540 C
Field Turbidity	2.5	0.5	NTU	MCAWW 180.1
MW-5A 06/26/09 11:02 002				
Thallium	0.043 B	1.0	ug/L	SW846 6020
Beryllium	0.14 B	1.0	ug/L	SW846 6020
Mercury	0.058 B,J	0.20	ug/L	SW846 7470A
Barium	32	10	ug/L	SW846 6010B
Chromium	0.86 B	10	ug/L	SW846 6010B
Zinc	47 J	20	ug/L	SW846 6010B
Sodium	1500	1000	ug/L	SW846 6010B
Aluminum	140	100	ug/L	SW846 6010B
Manganese	22	10	ug/L	SW846 6010B
Groundwater Elevation	55.23		ft/msl	NONE GW Elevation
Chloride	2.2 B	3.0	mg/L	MCAWW 300.0A
Nitrate	2.0	0.50	mg/L	MCAWW 300.0A
Field Temperature	24.9	--	deg C	MCAWW 170.1
Field pH	4.56	0.1	No Units	MCAWW 150.1
Field Conductivity	56	1	umhos/cm	MCAWW 120.1
Field Dissolved Oxygen	1.4	0.5	mg/L	MCAWW 360.1

(Continued on next page)

EXECUTIVE SUMMARY - Detection Highlights

58826209 : D9F270122

PARAMETER	RESULT	REPORTING LIMIT	UNITS	ANALYTICAL METHOD
MW-5A 06/26/09 11:02 002				
Total Dissolved Solids	39	10	mg/L	SM18 2540 C
Field Turbidity	4.7	0.5	NTU	MCAWW 180.1
MW-5B 06/26/09 10:34 003				
Arsenic	8.8	5.0	ug/L	SW846 6020
Antimony	0.22 B	2.0	ug/L	SW846 6020
Thallium	0.097 B	1.0	ug/L	SW846 6020
Mercury	0.037 B,J	0.20	ug/L	SW846 7470A
Barium	29	10	ug/L	SW846 6010B
Cadmium	0.45 B	5.0	ug/L	SW846 6010B
Chromium	5.6 B	10	ug/L	SW846 6010B
Zinc	9.5 B,J	20	ug/L	SW846 6010B
Iron	870	100	ug/L	SW846 6010B
Nickel	2.4 B	40	ug/L	SW846 6010B
Vanadium	4.8 B	10	ug/L	SW846 6010B
Sodium	3800	1000	ug/L	SW846 6010B
Aluminum	2400	100	ug/L	SW846 6010B
Manganese	15	10	ug/L	SW846 6010B
Groundwater Elevation	53.17		ft/msl	NONE GW Elevation
Chloride	7.3	3.0	mg/L	MCAWW 300.0A
Nitrate	0.55	0.50	mg/L	MCAWW 300.0A
Field Temperature	24.8	--	deg C	MCAWW 170.1
Field pH	7.55	0.1	No Units	MCAWW 150.1
Field Conductivity	209	1	umhos/cm	MCAWW 120.1
Field Dissolved Oxygen	1.0	0.5	mg/L	MCAWW 360.1
Total Dissolved Solids	120	10	mg/L	SM18 2540 C
Field Turbidity	3.9	0.5	NTU	MCAWW 180.1
MW-7A 06/26/09 10:04 004				
Thallium	0.053 B	1.0	ug/L	SW846 6020
Barium	12	10	ug/L	SW846 6010B
Chromium	1.1 B	10	ug/L	SW846 6010B
Zinc	5.4 B,J	20	ug/L	SW846 6010B
Iron	35 B	100	ug/L	SW846 6010B
Nickel	2.0 B	40	ug/L	SW846 6010B
Sodium	5800	1000	ug/L	SW846 6010B
Aluminum	29 B	100	ug/L	SW846 6010B

(Continued on next page)

EXECUTIVE SUMMARY - Detection Highlights

58826209 : D9F270122

PARAMETER	RESULT	REPORTING LIMIT	UNITS	ANALYTICAL METHOD
MW-7A 06/26/09 10:04 004				
Manganese	0.73 B	10	ug/L	SW846 6010B
Groundwater Elevation	68.10		ft/msl	NONE GW Elevation
Chloride	11	3.0	mg/L	MCAWW 300.0A
Nitrate	13 Q	1.0	mg/L	MCAWW 300.0A
Field Temperature	23.9	--	deg C	MCAWW 170.1
Field pH	7.59	0.1	No Units	MCAWW 150.1
Field Conductivity	245	1	umhos/cm	MCAWW 120.1
Field Dissolved Oxygen	1.7	0.5	mg/L	MCAWW 360.1
Total Dissolved Solids	210	10	mg/L	SM18 2540 C
Field Turbidity	4.7	0.5	NTU	MCAWW 180.1
Ammonia as N	0.025 B	0.10	mg/L	MCAWW 350.1
MW-7B 06/26/09 09:33 005				
Arsenic	2.7 B	5.0	ug/L	SW846 6020
Antimony	0.14 B	2.0	ug/L	SW846 6020
Thallium	0.081 B	1.0	ug/L	SW846 6020
Beryllium	0.10 B	1.0	ug/L	SW846 6020
Barium	12	10	ug/L	SW846 6010B
Cadmium	12	5.0	ug/L	SW846 6010B
Chromium	6.4 B	10	ug/L	SW846 6010B
Lead	30	9.0	ug/L	SW846 6010B
Zinc	14 B,J	20	ug/L	SW846 6010B
Iron	930	100	ug/L	SW846 6010B
Vanadium	1.7 B	10	ug/L	SW846 6010B
Sodium	6900	1000	ug/L	SW846 6010B
Aluminum	1600	100	ug/L	SW846 6010B
Manganese	9.2 B	10	ug/L	SW846 6010B
Groundwater Elevation	54.71		ft/msl	NONE GW Elevation
Chloride	4.1	3.0	mg/L	MCAWW 300.0A
Nitrate	0.053 B	0.50	mg/L	MCAWW 300.0A
Field Temperature	24.3	--	deg C	MCAWW 170.1
Field pH	7.88	0.1	No Units	MCAWW 150.1
Field Conductivity	122	1	umhos/cm	MCAWW 120.1
Field Dissolved Oxygen	1.9	0.5	mg/L	MCAWW 360.1
Total Dissolved Solids	90	10	mg/L	SM18 2540 C
Field Turbidity	43.2	0.5	NTU	MCAWW 180.1

(Continued on next page)

EXECUTIVE SUMMARY - Detection Highlights

58826209 : D9F270122

PARAMETER	RESULT	REPORTING LIMIT	UNITS	ANALYTICAL METHOD
MW-7B 06/26/09 09:33 005				
Ammonia as N	0.028 B	0.10	mg/L	MCAWW 350.1
MW-1A 06/26/09 09:02 006				
Arsenic	0.30 B	5.0	ug/L	SW846 6020
Thallium	0.045 B	1.0	ug/L	SW846 6020
Barium	19	10	ug/L	SW846 6010B
Chromium	2.2 B	10	ug/L	SW846 6010B
Copper	2.0 B	15	ug/L	SW846 6010B
Iron	200	100	ug/L	SW846 6010B
Nickel	4.2 B	40	ug/L	SW846 6010B
Vanadium	1.3 B	10	ug/L	SW846 6010B
Sodium	6200	1000	ug/L	SW846 6010B
Aluminum	370	100	ug/L	SW846 6010B
Manganese	7.1 B	10	ug/L	SW846 6010B
Groundwater Elevation	67.32		ft/msl	NONE GW Elevation
Chloride	11	3.0	mg/L	MCAWW 300.0A
Nitrate	10 Q	2.5	mg/L	MCAWW 300.0A
Field Temperature	23.9	--	deg C	MCAWW 170.1
Field pH	7.32	0.1	No Units	MCAWW 150.1
Field Conductivity	274	1	umhos/cm	MCAWW 120.1
Field Dissolved Oxygen	2.5	0.5	mg/L	MCAWW 360.1
Total Dissolved Solids	220	10	mg/L	SM18 2540 C
Field Turbidity	4.2	0.5	NTU	MCAWW 180.1
MW-1B 06/26/09 08:30 007				
Arsenic	4.0 B	5.0	ug/L	SW846 6020
Antimony	0.17 B	2.0	ug/L	SW846 6020
Thallium	0.022 B	1.0	ug/L	SW846 6020
Barium	8.1 B	10	ug/L	SW846 6010B
Chromium	1.5 B	10	ug/L	SW846 6010B
Zinc	5.9 B,J	20	ug/L	SW846 6010B
Iron	360	100	ug/L	SW846 6010B
Nickel	2.6 B	40	ug/L	SW846 6010B
Sodium	5000	1000	ug/L	SW846 6010B
Aluminum	210	100	ug/L	SW846 6010B
Manganese	13	10	ug/L	SW846 6010B
Acetone	3.7 J	10	ug/L	SW846 8260B
Groundwater Elevation	56.40		ft/msl	NONE GW Elevation

(Continued on next page)

EXECUTIVE SUMMARY - Detection Highlights

58826209 : D9F270122

PARAMETER	RESULT	REPORTING LIMIT	UNITS	ANALYTICAL METHOD
MW-1B 06/26/09 08:30 007				
Field Temperature	23.9	--	deg C	MCAWW 170.1
Field pH	7.47	0.1	No Units	MCAWW 150.1
Field Conductivity	180	1	umhos/cm	MCAWW 120.1
Field Dissolved Oxygen	1.5	0.5	mg/L	MCAWW 360.1
Field Turbidity	4.0	0.5	NTU	MCAWW 180.1
MW-FL3 06/26/09 07:45 008				
Arsenic	1.1 B	5.0	ug/L	SW846 6020
Antimony	0.12 B	2.0	ug/L	SW846 6020
Thallium	0.099 B	1.0	ug/L	SW846 6020
Beryllium	0.16 B	1.0	ug/L	SW846 6020
Barium	40	10	ug/L	SW846 6010B
Cadmium	0.49 B	5.0	ug/L	SW846 6010B
Chromium	8.4 B	10	ug/L	SW846 6010B
Zinc	7.3 B,J	20	ug/L	SW846 6010B
Iron	790	100	ug/L	SW846 6010B
Nickel	2.1 B	40	ug/L	SW846 6010B
Vanadium	5.1 B	10	ug/L	SW846 6010B
Sodium	5500	1000	ug/L	SW846 6010B
Aluminum	1200	100	ug/L	SW846 6010B
Manganese	67	10	ug/L	SW846 6010B
Groundwater Elevation	53.05		ft/msl	NONE GW Elevation
Chloride	7.9	3.0	mg/L	MCAWW 300.0A
Field Temperature	23.9	--	deg C	MCAWW 170.1
Field pH	7.76	0.1	No Units	MCAWW 150.1
Field Conductivity	215	1	umhos/cm	MCAWW 120.1
Field Dissolved Oxygen	0.5	0.5	mg/L	MCAWW 360.1
Total Dissolved Solids	120	10	mg/L	SM18 2540 C
Field Turbidity	615.0	0.5	NTU	MCAWW 180.1
Ammonia as N	0.029 B	0.10	mg/L	MCAWW 350.1
MW-3B 06/26/09 13:10 009				
Arsenic	0.34 B	5.0	ug/L	SW846 6020
Antimony	0.083 B	2.0	ug/L	SW846 6020
Thallium	0.047 B	1.0	ug/L	SW846 6020
Barium	90	10	ug/L	SW846 6010B
Chromium	1.7 B	10	ug/L	SW846 6010B

(Continued on next page)

EXECUTIVE SUMMARY - Detection Highlights

58826209 : D9F270122

PARAMETER	RESULT	REPORTING LIMIT	UNITS	ANALYTICAL METHOD
MW-3B 06/26/09 13:10 009				
Zinc	6.5 B,J	20	ug/L	SW846 6010B
Iron	260	100	ug/L	SW846 6010B
Vanadium	3.8 B	10	ug/L	SW846 6010B
Sodium	2000	1000	ug/L	SW846 6010B
Aluminum	470	100	ug/L	SW846 6010B
Manganese	9.9 B	10	ug/L	SW846 6010B
Groundwater Elevation	53.42		ft/msl	NONE GW Elevation
Chloride	2.6 B	3.0	mg/L	MCAWW 300.0A
Nitrate	1.7	0.50	mg/L	MCAWW 300.0A
Field Temperature	24.4	--	deg C	MCAWW 170.1
Field pH	7.68	0.1	No Units	MCAWW 150.1
Field Conductivity	143	1	umhos/cm	MCAWW 120.1
Field Dissolved Oxygen	0.9	0.5	mg/L	MCAWW 360.1
Total Dissolved Solids	94	10	mg/L	SM18 2540 C
Field Turbidity	8.2	0.5	NTU	MCAWW 180.1
MW-FL1 06/26/09 13:44 010				
Arsenic	1.6 B	5.0	ug/L	SW846 6020
Antimony	0.17 B	2.0	ug/L	SW846 6020
Thallium	0.25 B	1.0	ug/L	SW846 6020
Beryllium	0.20 B	1.0	ug/L	SW846 6020
Barium	73	10	ug/L	SW846 6010B
Cadmium	0.96 B	5.0	ug/L	SW846 6010B
Chromium	16	10	ug/L	SW846 6010B
Copper	2.9 B	15	ug/L	SW846 6010B
Lead	2.9 B	9.0	ug/L	SW846 6010B
Zinc	20 J	20	ug/L	SW846 6010B
Iron	2800	100	ug/L	SW846 6010B
Nickel	6.4 B	40	ug/L	SW846 6010B
Vanadium	11	10	ug/L	SW846 6010B
Sodium	8600	1000	ug/L	SW846 6010B
Aluminum	4600	100	ug/L	SW846 6010B
Manganese	74	10	ug/L	SW846 6010B
Groundwater Elevation	53.40		ft/msl	NONE GW Elevation
Chloride	16	3.0	mg/L	MCAWW 300.0A
Nitrate	0.90	0.50	mg/L	MCAWW 300.0A
Field Temperature	23.9	--	deg C	MCAWW 170.1
Field pH	7.27	0.1	No Units	MCAWW 150.1

(Continued on next page)

EXECUTIVE SUMMARY - Detection Highlights

58826209 : D9F270122

PARAMETER	RESULT	REPORTING LIMIT	UNITS	ANALYTICAL METHOD
MW-FL1 06/26/09 13:44 010				
Field Conductivity	261	1	umhos/cm	MCAWW 120.1
Field Dissolved Oxygen	0.4	0.5	mg/L	MCAWW 360.1
Total Dissolved Solids	180	10	mg/L	SM18 2540 C
Field Turbidity	658.3	0.5	NTU	MCAWW 180.1
MW-4A 06/26/09 12:09 011				
Arsenic	0.26 B	5.0	ug/L	SW846 6020
Antimony	0.18 B	2.0	ug/L	SW846 6020
Barium	23	10	ug/L	SW846 6010B
Chromium	0.73 B	10	ug/L	SW846 6010B
Zinc	110 J	20	ug/L	SW846 6010B
Iron	130	100	ug/L	SW846 6010B
Nickel	3.2 B	40	ug/L	SW846 6010B
Sodium	1200	1000	ug/L	SW846 6010B
Aluminum	310	100	ug/L	SW846 6010B
Manganese	23	10	ug/L	SW846 6010B
Groundwater Elevation	52.67		ft/msl	NONE GW Elevation
Chloride	3.0	3.0	mg/L	MCAWW 300.0A
Nitrate	0.85	0.50	mg/L	MCAWW 300.0A
Field Temperature	25.0	--	deg C	MCAWW 170.1
Field pH	5.41	0.1	No Units	MCAWW 150.1
Field Conductivity	51	1	umhos/cm	MCAWW 120.1
Field Dissolved Oxygen	1.9	0.5	mg/L	MCAWW 360.1
Total Dissolved Solids	52	10	mg/L	SM18 2540 C
Field Turbidity	4.1	0.5	NTU	MCAWW 180.1

(Continued on next page)

EXECUTIVE SUMMARY - Detection Highlights

58826209 : D9F270156

PARAMETER	RESULT	REPORTING LIMIT	UNITS	ANALYTICAL METHOD
MW-4B 06/26/09 11:37 001				
Gross Alpha	3.1	300	pCi/L	SW846 9310 MOD
	Qualifiers: J,E,01			
MW-5A 06/26/09 11:02 002				
Gross Alpha	3.9	300	pCi/L	SW846 9310 MOD
	Qualifiers: J,E+0,0			
MW-5B 06/26/09 10:34 003				
Gross Alpha	9.0	300	pCi/L	SW846 9310 MOD
	Qualifiers: J,E+0,0			
MW-7A 06/26/09 10:04 004				
Gross Alpha	2.0	300	pCi/L	SW846 9310 MOD
	Qualifiers: J,E+0,0			
MW-7B 06/26/09 09:33 005				
Gross Alpha	8.2	300	pCi/L	SW846 9310 MOD
	Qualifiers: J,E+0,0			
MW-1A 06/26/09 09:02 006				
Gross Alpha	2.3	300	pCi/L	SW846 9310 MOD
	Qualifiers: J,E+0,0			
MW-FL3 06/26/09 07:45 008				
Gross Alpha	5.2	300	pCi/L	SW846 9310 MOD
	Qualifiers: J,E+0,0			
MW-3B 06/26/09 13:10 009				
Gross Alpha	4.5	300	pCi/L	SW846 9310 MOD
	Qualifiers: J,E+0,0			
MW-FL1 06/26/09 13:44 010				
Gross Alpha	1.5	300	pCi/L	SW846 9310 MOD
	Qualifiers: J,E+0,1			

(Continued on next page)

EXECUTIVE SUMMARY - Detection Highlights

58826209 : D9F270156

PARAMETER	RESULT	REPORTING LIMIT	UNITS	ANALYTICAL METHOD
MW-4A 06/26/09 12:09 011				
Gross Alpha	8.0	300	pCi/L	SW846 9310 MOD
	Qualifiers: J,E,01			

(Continued on next page)

EXECUTIVE SUMMARY - Detection Highlights

58826209 : D9G010142

PARAMETER	RESULT	REPORTING LIMIT	UNITS	ANALYTICAL METHOD
MW-8R 06/30/09 10:15 001				
Arsenic	1.1 B	5.0	ug/L	SW846 6020
Antimony	0.46 B	2.0	ug/L	SW846 6020
Thallium	0.071 B	1.0	ug/L	SW846 6020
Barium	10	10	ug/L	SW846 6010B
Chromium	2.0 B	10	ug/L	SW846 6010B
Copper	2.1 B	15	ug/L	SW846 6010B
Zinc	19 B,J	20	ug/L	SW846 6010B
Iron	800	100	ug/L	SW846 6010B
Vanadium	3.2 B	10	ug/L	SW846 6010B
Sodium	16000	1000	ug/L	SW846 6010B
Groundwater Elevation	55.60		ft/msl	NONE GW Elevation
Chloride	5.8	3.0	mg/L	MCAWW 300.0A
Nitrate	1.2	0.50	mg/L	MCAWW 300.0A
Field Temperature	24.8	--	deg C	MCAWW 170.1
Field pH	8.12	0.1	No Units	MCAWW 150.1
Field Conductivity	116	1	umhos/cm	MCAWW 120.1
Field Dissolved Oxygen	2.9	0.5	mg/L	MCAWW 360.1
Total Dissolved Solids	100	10	mg/L	SM18 2540 C
Field Turbidity	8.6	0.5	NTU	MCAWW 180.1
Ammonia as N	0.15	0.10	mg/L	MCAWW 350.1
MW-3A 06/30/09 09:36 002				
Arsenic	0.34 B	5.0	ug/L	SW846 6020
Thallium	0.070 B	1.0	ug/L	SW846 6020
Beryllium	0.23 B	1.0	ug/L	SW846 6020
Barium	74	10	ug/L	SW846 6010B
Chromium	6.6 B	10	ug/L	SW846 6010B
Zinc	10 B,J	20	ug/L	SW846 6010B
Iron	2500	100	ug/L	SW846 6010B
Nickel	2.0 B	40	ug/L	SW846 6010B
Vanadium	6.6 B	10	ug/L	SW846 6010B
Sodium	2300	1000	ug/L	SW846 6010B
Groundwater Elevation	53.55		ft/msl	NONE GW Elevation
Chloride	3.0	3.0	mg/L	MCAWW 300.0A
Nitrate	3.1	0.50	mg/L	MCAWW 300.0A
Field Temperature	24.7	--	deg C	MCAWW 170.1
Field pH	6.06	0.1	No Units	MCAWW 150.1
Field Conductivity	40	1	umhos/cm	MCAWW 120.1

(Continued on next page)

EXECUTIVE SUMMARY - Detection Highlights

58826209 : D9G010142

PARAMETER	RESULT	REPORTING LIMIT	UNITS	ANALYTICAL METHOD
MW-3A 06/30/09 09:36 002				
Field Dissolved Oxygen	2.1	0.5	mg/L	MCAWW 360.1
Total Dissolved Solids	72	10	mg/L	SM18 2540 C
Field Turbidity	9.2	0.5	NTU	MCAWW 180.1
Ammonia as N	0.075 B	0.10	mg/L	MCAWW 350.1
MW-2B 06/30/09 09:01 003				
Arsenic	0.52 B	5.0	ug/L	SW846 6020
Antimony	0.075 B	2.0	ug/L	SW846 6020
Thallium	0.030 B	1.0	ug/L	SW846 6020
Barium	21	10	ug/L	SW846 6010B
Chromium	3.3 B	10	ug/L	SW846 6010B
Zinc	5.0 B,J	20	ug/L	SW846 6010B
Iron	650	100	ug/L	SW846 6010B
Vanadium	3.9 B	10	ug/L	SW846 6010B
Sodium	5600	1000	ug/L	SW846 6010B
Groundwater Elevation	53.34		ft/msl	NONE GW Elevation
Chloride	5.4	3.0	mg/L	MCAWW 300.0A
Nitrate	0.52	0.50	mg/L	MCAWW 300.0A
Field Temperature	24.2	--	deg C	MCAWW 170.1
Field pH	7.86	0.1	No Units	MCAWW 150.1
Field Conductivity	131	1	umhos/cm	MCAWW 120.1
Field Dissolved Oxygen	0.9	0.5	mg/L	MCAWW 360.1
Total Dissolved Solids	94	10	mg/L	SM18 2540 C
Field Turbidity	8.2	0.5	NTU	MCAWW 180.1
Ammonia as N	0.11	0.10	mg/L	MCAWW 350.1
MW-2AR 06/30/09 08:26 004				
Antimony	0.078 B	2.0	ug/L	SW846 6020
Thallium	0.030 B	1.0	ug/L	SW846 6020
Barium	14	10	ug/L	SW846 6010B
Zinc	6.5 B,J	20	ug/L	SW846 6010B
Iron	110	100	ug/L	SW846 6010B
Sodium	4900	1000	ug/L	SW846 6010B
Groundwater Elevation	54.56		ft/msl	NONE GW Elevation
Chloride	6.2	3.0	mg/L	MCAWW 300.0A

(Continued on next page)

EXECUTIVE SUMMARY - Detection Highlights

58826209 : D9G010142

PARAMETER	RESULT	REPORTING LIMIT	UNITS	ANALYTICAL METHOD
MW-2AR 06/30/09 08:26 004				
Nitrate	2.0	0.50	mg/L	MCAWW 300.0A
Field Temperature	24.1	--	deg C	MCAWW 170.1
Field pH	5.93	0.1	No Units	MCAWW 150.1
Field Conductivity	22	1	umhos/cm	MCAWW 120.1
Field Dissolved Oxygen	1.9	0.5	mg/L	MCAWW 360.1
Total Dissolved Solids	35	10	mg/L	SM18 2540 C
Field Turbidity	6.5	0.5	NTU	MCAWW 180.1
Ammonia as N	0.083 B	0.10	mg/L	MCAWW 350.1
MW-FL2R 06/30/09 07:55 005				
Arsenic	1.3 B	5.0	ug/L	SW846 6020
Antimony	0.60 B	2.0	ug/L	SW846 6020
Barium	54	10	ug/L	SW846 6010B
Chromium	24	10	ug/L	SW846 6010B
Copper	22	15	ug/L	SW846 6010B
Zinc	19 B,J	20	ug/L	SW846 6010B
Iron	280	100	ug/L	SW846 6010B
Vanadium	17	10	ug/L	SW846 6010B
Sodium	1700	1000	ug/L	SW846 6010B
Acetone	2.5 J	10	ug/L	SW846 8260B
Chloromethane	0.68 J	2.0	ug/L	SW846 8260B
Methylene chloride	0.39 J,B	5.0	ug/L	SW846 8260B
Groundwater Elevation	54.99		ft/msl	NONE GW Elevation
Chloride	8.7	3.0	mg/L	MCAWW 300.0A
Nitrate	0.59	0.50	mg/L	MCAWW 300.0A
Field Temperature	23.7	--	deg C	MCAWW 170.1
Field pH	11.11	0.1	No Units	MCAWW 150.1
Field Conductivity	357	1	umhos/cm	MCAWW 120.1
Field Dissolved Oxygen	2.1	0.5	mg/L	MCAWW 360.1
Total Dissolved Solids	260	10	mg/L	SM18 2540 C
Field Turbidity	3.4	0.5	NTU	MCAWW 180.1
Ammonia as N	0.13	0.10	mg/L	MCAWW 350.1

(Continued on next page)

EXECUTIVE SUMMARY - Detection Highlights

58826209 : D9G010142

PARAMETER	RESULT	REPORTING LIMIT	UNITS	ANALYTICAL METHOD
MW-6AR 06/30/09 07:17 006				
Thallium	0.058 B	1.0	ug/L	SW846 6020
Mercury	0.25	0.20	ug/L	SW846 7470A
Barium	19	10	ug/L	SW846 6010B
Sodium	11000	1000	ug/L	SW846 6010B
Methylene chloride	0.39 J,B	5.0	ug/L	SW846 8260B
Groundwater Elevation	54.11		ft/msl	NONE GW Elevation
Chloride	24	3.0	mg/L	MCAWW 300.0A
Nitrate	12 Q	1.0	mg/L	MCAWW 300.0A
Field Temperature	24.1	--	deg C	MCAWW 170.1
Field pH	6.12	0.1	No Units	MCAWW 150.1
Field Conductivity	204	1	umhos/cm	MCAWW 120.1
Field Dissolved Oxygen	1.6	0.5	mg/L	MCAWW 360.1
Total Dissolved Solids	160	10	mg/L	SM18 2540 C
Field Turbidity	3.0	0.5	NTU	MCAWW 180.1
Ammonia as N	0.085 B	0.10	mg/L	MCAWW 350.1
MW-6BR 06/30/09 06:46 007				
Arsenic	1.6 B	5.0	ug/L	SW846 6020
Antimony	0.12 B	2.0	ug/L	SW846 6020
Thallium	0.30 B	1.0	ug/L	SW846 6020
Barium	14	10	ug/L	SW846 6010B
Chromium	39	10	ug/L	SW846 6010B
Zinc	10 B,J	20	ug/L	SW846 6010B
Iron	1500	100	ug/L	SW846 6010B
Nickel	4.9 B	40	ug/L	SW846 6010B
Vanadium	9.5 B	10	ug/L	SW846 6010B
Sodium	6800	1000	ug/L	SW846 6010B
Chloroform	0.47 J	1.0	ug/L	SW846 8260B
Methylene chloride	0.40 J,B	5.0	ug/L	SW846 8260B
Groundwater Elevation	54.10		ft/msl	NONE GW Elevation
Chloride	18	3.0	mg/L	MCAWW 300.0A
Nitrate	3.7	0.50	mg/L	MCAWW 300.0A
Field Temperature	23.6	--	deg C	MCAWW 170.1
Field pH	7.73	0.1	No Units	MCAWW 150.1
Field Conductivity	240	1	umhos/cm	MCAWW 120.1
Field Dissolved Oxygen	0.8	0.5	mg/L	MCAWW 360.1
Total Dissolved Solids	180	10	mg/L	SM18 2540 C

(Continued on next page)

EXECUTIVE SUMMARY - Detection Highlights

58826209 : D9G010142

PARAMETER	RESULT	REPORTING LIMIT	UNITS	ANALYTICAL METHOD
MW-6BR 06/30/09 06:46 007				
Field Turbidity	10.8	0.5	NTU	MCAWW 180.1
Ammonia as N	0.068 B	0.10	mg/L	MCAWW 350.1
EQUIPMENT BLANK 1 06/30/09 10:40 008				
Methylene chloride	3.0 J,B	5.0	ug/L	SW846 8260B
Field Temperature	27.4	--	deg C	MCAWW 170.1
Field pH	6.78	0.1	No Units	MCAWW 150.1
Field Conductivity	2	1	umhos/cm	MCAWW 120.1
Field Dissolved Oxygen	5.7	0.5	mg/L	MCAWW 360.1
Field Turbidity	0.1	0.5	NTU	MCAWW 180.1
Ammonia as N	0.087 B	0.10	mg/L	MCAWW 350.1
FIELD BLANK 1 06/30/09 11:00 009				
Methylene chloride	1.4 J,B	5.0	ug/L	SW846 8260B
Field Temperature	27.5	--	deg C	MCAWW 170.1
Field pH	6.81	0.1	No Units	MCAWW 150.1
Field Conductivity	2	1	umhos/cm	MCAWW 120.1
Field Dissolved Oxygen	5.7	0.5	mg/L	MCAWW 360.1
Field Turbidity	0.0	0.5	NTU	MCAWW 180.1
Ammonia as N	0.082 B	0.10	mg/L	MCAWW 350.1
TRIP BLANK 1 06/30/09 010				
Methylene chloride	0.73 J,B	5.0	ug/L	SW846 8260B
MW-1B 06/30/09 11:40 011				
Groundwater Elevation	56.70		ft/msl	NONE GW Elevation
Chloride	6.4	3.0	mg/L	MCAWW 300.0A
Nitrate	0.042 B	0.50	mg/L	MCAWW 300.0A
Field Temperature	23.7	--	deg C	MCAWW 170.1
Field pH	7.36	0.1	No Units	MCAWW 150.1
Field Conductivity	173	1	umhos/cm	MCAWW 120.1
Field Dissolved Oxygen	1.3	0.5	mg/L	MCAWW 360.1
Total Dissolved Solids	110	10	mg/L	SM18 2540 C
Field Turbidity	3.5	0.5	NTU	MCAWW 180.1

(Continued on next page)

EXECUTIVE SUMMARY - Detection Highlights

58826209 : D9G010175

PARAMETER	RESULT	REPORTING LIMIT	UNITS	ANALYTICAL METHOD
MW-8R 06/30/09 10:15 001				
Aluminum	190	100	ug/L	SW846 6010B
Manganese	2.5 B	10	ug/L	SW846 6010B
Gross Alpha	2.4	300	pCi/L	SW846 9310 MOD
	Qualifiers: J,E+0,0			
Color	5.0	5.0	No Units	SM20 2120B
MW-3A 06/30/09 09:36 002				
Aluminum	450	100	ug/L	SW846 6010B
Manganese	3.6 B	10	ug/L	SW846 6010B
Gross Alpha	1.3	300	pCi/L	SW846 9310 MOD
	Qualifiers: J,E+0,1			
Color	5.0	5.0	No Units	SM20 2120B
MW-2B 06/30/09 09:01 003				
Aluminum	570	100	ug/L	SW846 6010B
Manganese	2.8 B	10	ug/L	SW846 6010B
Gross Alpha	2.5	300	pCi/L	SW846 9310 MOD
	Qualifiers: J,E+0,0			
Color	5.0	5.0	No Units	SM20 2120B
MW-2AR 06/30/09 08:26 004				
Aluminum	180	100	ug/L	SW846 6010B
Manganese	4.6 B	10	ug/L	SW846 6010B
Gross Alpha	9.8	300	pCi/L	SW846 9310 MOD
	Qualifiers: J,E,01			
Color	10	5.0	No Units	SM20 2120B
MW-FL2R 06/30/09 07:55 005				
Aluminum	3400	100	ug/L	SW846 6010B
Manganese	1.6 B	10	ug/L	SW846 6010B
Gross Alpha	2.6	300	pCi/L	SW846 9310 MOD
	Qualifiers: J,E,01			
MW-6AR 06/30/09 07:17 006				
Aluminum	28 B	100	ug/L	SW846 6010B
Manganese	4.5 B	10	ug/L	SW846 6010B
Gross Alpha	2.0	300	pCi/L	SW846 9310 MOD
	Qualifiers: J,E+0,0			

(Continued on next page)

EXECUTIVE SUMMARY - Detection Highlights

58826209 : D9G010175

PARAMETER	RESULT	REPORTING LIMIT	UNITS	ANALYTICAL METHOD
MW-6BR 06/30/09 06:46 007				
Aluminum	400	100	ug/L	SW846 6010B
Manganese	44	10	ug/L	SW846 6010B
Gross Alpha	5.5	300	pCi/L	SW846 9310 MOD
	Qualifiers: J,E+0,0			
Color	5.0	5.0	No Units	SM20 2120B
EQUIPTMENT BLANK 1 06/30/09 10:40 008				
Gross Alpha	5.5	300	pCi/L	SW846 9310 MOD
	Qualifiers: J,E,01			
FIELD BLANK 1 06/30/09 11:00 009				
Gross Alpha	2.6	300	pCi/L	SW846 9310 MOD
	Qualifiers: J,E,01			
MW-1B 06/30/09 11:40 010				
Gross Alpha	3.0	300	pCi/L	SW846 9310 MOD
	Qualifiers: J,E+0,0			
Color	5.0	5.0	No Units	SM20 2120B

METHODS SUMMARY

58826209

PARAMETER	ANALYTICAL METHOD	PREPARATION METHOD
Chloride	MCAWW 300.0A	MCAWW 300.0A
Color	SM20 2120B	SM20 2120B
EDB/DBCP/123-TCP in Water by Microextraction and G	EPA-DW 504.1	SW846 8011
Field pH	MCAWW 150.1	MCAWW 150.1
Field Conductivity	MCAWW 120.1	MCAWW 120.1
Field Dissolved Oxygen	MCAWW 360.1	
Field Temperature	MCAWW 170.1	MCAWW 170.1
Field Turbidity	MCAWW 180.1	
Gross Alpha/Beta by GFPC	SW846 9310 MOD	
Inductively Coupled Plasma (ICP) Metals	SW846 6010B	SW846 3005A
ICP-MS (6020)	SW846 6020	SW846 3005A
Mercury in Liquid Waste (Manual Cold-Vapor)	SW846 7470A	SW846 7470A
Nitrate as N	MCAWW 300.0A	MCAWW 300.0A
Nitrogen, Ammonia	MCAWW 350.1	MCAWW 350.1
Total Dissolved Solids	SM18 2540 C	SM18 2540 C
Volatile Organics by GC/MS	SW846 8260B	SW846 5030B/826

References:

EPA-DW "Methods for the Determination of Organic Compounds in Drinking Water", EPA/600/4-88/039, December 1988 and its Supplements.

MCAWW "Methods for Chemical Analysis of Water and Wastes", EPA-600/4-79-020, March 1983 and subsequent revisions.

NONE

SM18 "Standard Methods for the Examination of Water and Wastewater", 18th Edition, 1992.

SM20 "STANDARD METHODS FOR THE EXAMINATION OF WATER AND WASTEWATER", 20TH EDITION."

SW846 "Test Methods for Evaluating Solid Waste, Physical/Chemical Methods", Third Edition, November 1986 and its updates.

METHOD / ANALYST SUMMARY

58826209

ANALYTICAL METHOD	ANALYST	ANALYST ID
EPA-DW 504.1	Brian Ream	000323
EPA-DW 504.1	Tegan Moore	004788
MCAWW 120.1	Outside Lab	OUT
MCAWW 150.1	Outside Lab	OUT
MCAWW 170.1	Outside Lab	OUT
MCAWW 180.1	Outside Lab	OUT
MCAWW 300.0A	Ewa Kudla	001167
MCAWW 350.1	Brett Wolff	009878
MCAWW 350.1	Kevin Bloom	006134
MCAWW 360.1	Outside Lab	OUT
NONE GW Elevation	Outside Lab	OUT
SM18 2540 C	Brian E. Rothmeyer	003345
SM20 2120B	Bryan Gilbert	007254
SM20 2120B	Elizabeth Fisher	009292
SM20 2120B	Sarah Lambert	005039
SW846 6010B	David Wells	5099
SW846 6010B	Lynn-Anne Trudell	6645
SW846 6020	Thomas Lill	6929
SW846 7470A	Christopher Grisdale	9582
SW846 8260B	Dennis P. Ilczyszyn	000759
SW846 8260B	Huaqing Zhou	005417
SW846 9310 MOD	Staci Epkins	402630

References:

EPA-DW "Methods for the Determination of Organic Compounds in Drinking Water", EPA/600/4-88/039, December 1988 and its Supplements.

MCAWW "Methods for Chemical Analysis of Water and Wastes", EPA-600/4-79-020, March 1983 and subsequent revisions.

NONE

SM18 "Standard Methods for the Examination of Water and Wastewater", 18th Edition, 1992.

SM20 "STANDARD METHODS FOR THE EXAMINATION OF WATER AND WASTEWATER", 20TH EDITION."

SW846 "Test Methods for Evaluating Solid Waste, Physical/Chemical Methods", Third Edition, November 1986 and its updates.

SAMPLE SUMMARY

58826209 : D9F270122

WO #	SAMPLE#	CLIENT SAMPLE ID	SAMPLED DATE	SAMP TIME
LFQPE	001	MW-4B	06/26/09	11:37
LFQPT	002	MW-5A	06/26/09	11:02
LFQPX	003	MW-5B	06/26/09	10:34
LFQP2	004	MW-7A	06/26/09	10:04
LFQP3	005	MW-7B	06/26/09	09:33
LFQP5	006	MW-1A	06/26/09	09:02
LFQQA	007	MW-1B	06/26/09	08:30
LFQQG	008	MW-FL3	06/26/09	07:45
LFQQL	009	MW-3B	06/26/09	13:10
LFQQP	010	MW-FL1	06/26/09	13:44
LFQQR	011	MW-4A	06/26/09	12:09
LFQQW	012	TRIP BLANK 1	06/26/09	

NOTE(S):

- The analytical results of the samples listed above are presented on the following pages.
- All calculations are performed before rounding to avoid round-off errors in calculated results.
- Results noted as "ND" were not detected at or above the stated limit.
- This report must not be reproduced, except in full, without the written approval of the laboratory.
- Results for the following parameters are never reported on a dry weight basis: color, corrosivity, density, flashpoint, ignitability, layers, odor, paint filter test, pH, porosity pressure, reactivity, redox potential, specific gravity, spot tests, solids, solubility, temperature, viscosity, and weight.

(Continued on next page)

SAMPLE SUMMARY

58826209 : D9F270156

WO #	SAMPLE#	CLIENT SAMPLE ID	SAMPLED DATE	SAMP TIME
LFQ2D	001	MW-4B	06/26/09	11:37
LFQ2E	002	MW-5A	06/26/09	11:02
LFQ2F	003	MW-5B	06/26/09	10:34
LFQ2H	004	MW-7A	06/26/09	10:04
LFQ2J	005	MW-7B	06/26/09	09:33
LFQ2K	006	MW-1A	06/26/09	09:02
LFQ2N	008	MW-FL3	06/26/09	07:45
LFQ2P	009	MW-3B	06/26/09	13:10
LFQ2V	010	MW-FL1	06/26/09	13:44
LFQ2W	011	MW-4A	06/26/09	12:09

NOTE(S):

- The analytical results of the samples listed above are presented on the following pages.
- All calculations are performed before rounding to avoid round-off errors in calculated results.
- Results noted as "ND" were not detected at or above the stated limit.
- This report must not be reproduced, except in full, without the written approval of the laboratory.
- Results for the following parameters are never reported on a dry weight basis: color, corrosivity, density, flashpoint, ignitability, layers, odor, paint filter test, pH, porosity pressure, reactivity, redox potential, specific gravity, spot tests, solids, solubility, temperature, viscosity, and weight.

(Continued on next page)

SAMPLE SUMMARY

58826209 : D9G010142

WO #	SAMPLE#	CLIENT SAMPLE ID	SAMPLED DATE	SAMP TIME
LFXA4	001	MW-8R	06/30/09	10:15
LFXG8	002	MW-3A	06/30/09	09:36
LFXHC	003	MW-2B	06/30/09	09:01
LFXHE	004	MW-2AR	06/30/09	08:26
LFXHH	005	MW-FL2R	06/30/09	07:55
LFXHK	006	MW-6AR	06/30/09	07:17
LFXHL	007	MW-6BR	06/30/09	06:46
LFXHN	008	EQUIPMENT BLANK 1	06/30/09	10:40
LFXHR	009	FIELD BLANK 1	06/30/09	11:00
LFXHT	010	TRIP BLANK 1	06/30/09	
LFXHX	011	MW-1B	06/30/09	11:40

NOTE(S):

- The analytical results of the samples listed above are presented on the following pages.
- All calculations are performed before rounding to avoid round-off errors in calculated results.
- Results noted as "ND" were not detected at or above the stated limit.
- This report must not be reproduced, except in full, without the written approval of the laboratory.
- Results for the following parameters are never reported on a dry weight basis: color, corrosivity, density, flashpoint, ignitability, layers, odor, paint filter test, pH, porosity pressure, reactivity, redox potential, specific gravity, spot tests, solids, solubility, temperature, viscosity, and weight.

(Continued on next page)

SAMPLE SUMMARY

58826209 : D9G010175

WO #	SAMPLE#	CLIENT SAMPLE ID	SAMPLED DATE	SAMP TIME
LFXJK	001	MW-8R	06/30/09	10:15
LFXJQ	002	MW-3A	06/30/09	09:36
LFXJV	003	MW-2B	06/30/09	09:01
LFXJW	004	MW-2AR	06/30/09	08:26
LFXJ0	005	MW-FL2R	06/30/09	07:55
LFXJ2	006	MW-6AR	06/30/09	07:17
LFXJ4	007	MW-6BR	06/30/09	06:46
LFXJ7	008	EQUIPTMENT BLANK 1	06/30/09	10:40
LFXJ8	009	FIELD BLANK 1	06/30/09	11:00
LFXKC	010	MW-1B	06/30/09	11:40

NOTE(S):

- The analytical results of the samples listed above are presented on the following pages.
- All calculations are performed before rounding to avoid round-off errors in calculated results.
- Results noted as "ND" were not detected at or above the stated limit.
- This report must not be reproduced, except in full, without the written approval of the laboratory.
- Results for the following parameters are never reported on a dry weight basis: color, corrosivity, density, flashpoint, ignitability, layers, odor, paint filter test, pH, porosity pressure, reactivity, redox potential, specific gravity, spot tests, solids, solubility, temperature, viscosity, and weight.

Waste Management

Client Sample ID: MW-4B

GC/MS Volatiles

Lot-Sample #...: D9F270122-001 **Work Order #...:** LFQPE1AX **Matrix.....:** GW
Date Sampled...: 06/26/09 11:37 **Date Received..:** 06/27/09
Prep Date.....: 07/06/09 **Analysis Date..:** 07/06/09
Prep Batch #...: 9189170 **Analysis Time..:** 15:39
Dilution Factor: 1

Method.....: SW846 8260B

PARAMETER	RESULT	REPORTING LIMIT	UNITS	MDL
Acetone	ND	10	ug/L	1.9
Acrylonitrile	ND	20	ug/L	1.4
Benzene	ND	1.0	ug/L	0.16
Bromochloromethane	ND	1.0	ug/L	0.10
Bromodichloromethane	ND	1.0	ug/L	0.17
Bromoform	ND	1.0	ug/L	0.19
Bromomethane	ND	2.0	ug/L	0.21
Carbon disulfide	ND	2.0	ug/L	0.45
Carbon tetrachloride	ND	1.0	ug/L	0.19
Chlorobenzene	ND	1.0	ug/L	0.17
Dibromochloromethane	ND	1.0	ug/L	0.17
Chloroethane	ND	2.0	ug/L	0.41
Chloroform	ND	1.0	ug/L	0.16
Chloromethane	ND	2.0	ug/L	0.30
Dibromomethane	ND	1.0	ug/L	0.17
1,2-Dichlorobenzene	ND	1.0	ug/L	0.13
1,4-Dichlorobenzene	ND	1.0	ug/L	0.16
trans-1,4-Dichloro-2-butene	ND	3.0	ug/L	0.80
1,1-Dichloroethane	ND	1.0	ug/L	0.16
1,2-Dichloroethane	ND	1.0	ug/L	0.13
1,1-Dichloroethene	ND	1.0	ug/L	0.14
cis-1,2-Dichloroethene	ND	1.0	ug/L	0.15
trans-1,2-Dichloroethene	ND	1.0	ug/L	0.15
1,2-Dichloropropane	ND	1.0	ug/L	0.13
cis-1,3-Dichloropropene	ND	1.0	ug/L	0.16
trans-1,3-Dichloropropene	ND	3.0	ug/L	0.19
Ethylbenzene	ND	1.0	ug/L	0.16
Trichlorofluoromethane	ND	2.0	ug/L	0.29
2-Hexanone	ND	5.0	ug/L	1.4
Iodomethane	ND	1.0	ug/L	0.23
Methylene chloride	ND	5.0	ug/L	0.32
4-Methyl-2-pentanone	ND	5.0	ug/L	1.0
Styrene	ND	1.0	ug/L	0.17
1,1,1,2-Tetrachloroethane	ND	1.0	ug/L	0.17
1,1,2,2-Tetrachloroethane	ND	1.0	ug/L	0.20
Tetrachloroethene	ND	1.0	ug/L	0.20
Toluene	ND	1.0	ug/L	0.17

(Continued on next page)

Waste Management

Client Sample ID: MW-4B

GC/MS Volatiles

Lot-Sample #...: D9F270122-001 **Work Order #...:** LFQPE1AX **Matrix.....:** GW

PARAMETER	RESULT	REPORTING LIMIT	UNITS	MDL
1,1,1-Trichloroethane	ND	1.0	ug/L	0.16
1,1,2-Trichloroethane	ND	1.0	ug/L	0.32
Trichloroethene	ND	1.0	ug/L	0.16
1,2,3-Trichloropropane	ND	2.5	ug/L	0.77
Vinyl acetate	ND	3.0	ug/L	0.94
Vinyl chloride	ND	1.0	ug/L	0.40
Xylenes (total)	ND	2.0	ug/L	0.19
2-Butanone (MEK)	ND	6.0	ug/L	1.8

SURROGATE	PERCENT RECOVERY	RECOVERY LIMITS
Dibromofluoromethane	97	(79 - 120)
1,2-Dichloroethane-d4	93	(65 - 126)
4-Bromofluorobenzene	107	(75 - 120)
Toluene-d8	102	(78 - 120)

Waste Management

Client Sample ID: MW-5A

GC/MS Volatiles

Lot-Sample #...: D9F270122-002 **Work Order #...:** LFQPT1A4 **Matrix.....:** GW
Date Sampled...: 06/26/09 11:02 **Date Received..:** 06/27/09
Prep Date.....: 07/06/09 **Analysis Date..:** 07/06/09
Prep Batch #...: 9189170 **Analysis Time..:** 16:39
Dilution Factor: 1

Method.....: SW846 8260B

PARAMETER	RESULT	REPORTING LIMIT	UNITS	MDL
Acetone	ND	10	ug/L	1.9
Acrylonitrile	ND	20	ug/L	1.4
Benzene	ND	1.0	ug/L	0.16
Bromochloromethane	ND	1.0	ug/L	0.10
Bromodichloromethane	ND	1.0	ug/L	0.17
Bromoform	ND	1.0	ug/L	0.19
Bromomethane	ND	2.0	ug/L	0.21
Carbon disulfide	ND	2.0	ug/L	0.45
Carbon tetrachloride	ND	1.0	ug/L	0.19
Chlorobenzene	ND	1.0	ug/L	0.17
Dibromochloromethane	ND	1.0	ug/L	0.17
Chloroethane	ND	2.0	ug/L	0.41
Chloroform	ND	1.0	ug/L	0.16
Chloromethane	ND	2.0	ug/L	0.30
Dibromomethane	ND	1.0	ug/L	0.17
1,2-Dichlorobenzene	ND	1.0	ug/L	0.13
1,4-Dichlorobenzene	ND	1.0	ug/L	0.16
trans-1,4-Dichloro-2-butene	ND	3.0	ug/L	0.80
1,1-Dichloroethane	ND	1.0	ug/L	0.16
1,2-Dichloroethane	ND	1.0	ug/L	0.13
1,1-Dichloroethene	ND	1.0	ug/L	0.14
cis-1,2-Dichloroethene	ND	1.0	ug/L	0.15
trans-1,2-Dichloroethene	ND	1.0	ug/L	0.15
1,2-Dichloropropane	ND	1.0	ug/L	0.13
cis-1,3-Dichloropropene	ND	1.0	ug/L	0.16
trans-1,3-Dichloropropene	ND	3.0	ug/L	0.19
Ethylbenzene	ND	1.0	ug/L	0.16
Trichlorofluoromethane	ND	2.0	ug/L	0.29
2-Hexanone	ND	5.0	ug/L	1.4
Iodomethane	ND	1.0	ug/L	0.23
Methylene chloride	ND	5.0	ug/L	0.32
4-Methyl-2-pentanone	ND	5.0	ug/L	1.0
Styrene	ND	1.0	ug/L	0.17
1,1,1,2-Tetrachloroethane	ND	1.0	ug/L	0.17
1,1,2,2-Tetrachloroethane	ND	1.0	ug/L	0.20
Tetrachloroethene	ND	1.0	ug/L	0.20
Toluene	ND	1.0	ug/L	0.17

(Continued on next page)

Waste Management

Client Sample ID: MW-5A

GC/MS Volatiles

Lot-Sample #...: D9F270122-002 **Work Order #...:** LFQPT1A4 **Matrix.....:** GW

PARAMETER	RESULT	REPORTING LIMIT	UNITS	MDL
1,1,1-Trichloroethane	ND	1.0	ug/L	0.16
1,1,2-Trichloroethane	ND	1.0	ug/L	0.32
Trichloroethene	ND	1.0	ug/L	0.16
1,2,3-Trichloropropane	ND	2.5	ug/L	0.77
Vinyl acetate	ND	3.0	ug/L	0.94
Vinyl chloride	ND	1.0	ug/L	0.40
Xylenes (total)	ND	2.0	ug/L	0.19
2-Butanone (MEK)	ND	6.0	ug/L	1.8

SURROGATE	PERCENT RECOVERY	RECOVERY LIMITS
Dibromofluoromethane	99	(79 - 120)
1,2-Dichloroethane-d4	93	(65 - 126)
4-Bromofluorobenzene	106	(75 - 120)
Toluene-d8	100	(78 - 120)

Waste Management

Client Sample ID: MW-5B

GC/MS Volatiles

Lot-Sample #...: D9F270122-003 **Work Order #...:** LFQPX1A4 **Matrix.....:** GW
Date Sampled...: 06/26/09 10:34 **Date Received..:** 06/27/09
Prep Date.....: 07/06/09 **Analysis Date..:** 07/06/09
Prep Batch #...: 9189170 **Analysis Time..:** 16:58
Dilution Factor: 1

Method.....: SW846 8260B

PARAMETER	RESULT	REPORTING LIMIT	UNITS	MDL
Acetone	ND	10	ug/L	1.9
Acrylonitrile	ND	20	ug/L	1.4
Benzene	ND	1.0	ug/L	0.16
Bromochloromethane	ND	1.0	ug/L	0.10
Bromodichloromethane	ND	1.0	ug/L	0.17
Bromoform	ND	1.0	ug/L	0.19
Bromomethane	ND	2.0	ug/L	0.21
Carbon disulfide	ND	2.0	ug/L	0.45
Carbon tetrachloride	ND	1.0	ug/L	0.19
Chlorobenzene	ND	1.0	ug/L	0.17
Dibromochloromethane	ND	1.0	ug/L	0.17
Chloroethane	ND	2.0	ug/L	0.41
Chloroform	ND	1.0	ug/L	0.16
Chloromethane	ND	2.0	ug/L	0.30
Dibromomethane	ND	1.0	ug/L	0.17
1,2-Dichlorobenzene	ND	1.0	ug/L	0.13
1,4-Dichlorobenzene	ND	1.0	ug/L	0.16
trans-1,4-Dichloro-2-butene	ND	3.0	ug/L	0.80
1,1-Dichloroethane	ND	1.0	ug/L	0.16
1,2-Dichloroethane	ND	1.0	ug/L	0.13
1,1-Dichloroethene	ND	1.0	ug/L	0.14
cis-1,2-Dichloroethene	ND	1.0	ug/L	0.15
trans-1,2-Dichloroethene	ND	1.0	ug/L	0.15
1,2-Dichloropropane	ND	1.0	ug/L	0.13
cis-1,3-Dichloropropene	ND	1.0	ug/L	0.16
trans-1,3-Dichloropropene	ND	3.0	ug/L	0.19
Ethylbenzene	ND	1.0	ug/L	0.16
Trichlorofluoromethane	ND	2.0	ug/L	0.29
2-Hexanone	ND	5.0	ug/L	1.4
Iodomethane	ND	1.0	ug/L	0.23
Methylene chloride	ND	5.0	ug/L	0.32
4-Methyl-2-pentanone	ND	5.0	ug/L	1.0
Styrene	ND	1.0	ug/L	0.17
1,1,1,2-Tetrachloroethane	ND	1.0	ug/L	0.17
1,1,2,2-Tetrachloroethane	ND	1.0	ug/L	0.20
Tetrachloroethene	ND	1.0	ug/L	0.20
Toluene	ND	1.0	ug/L	0.17

(Continued on next page)

Waste Management

Client Sample ID: MW-5B

GC/MS Volatiles

Lot-Sample #...: D9F270122-003 **Work Order #...:** LFQPX1A4 **Matrix.....:** GW

PARAMETER	RESULT	REPORTING LIMIT	UNITS	MDL
1,1,1-Trichloroethane	ND	1.0	ug/L	0.16
1,1,2-Trichloroethane	ND	1.0	ug/L	0.32
Trichloroethene	ND	1.0	ug/L	0.16
1,2,3-Trichloropropane	ND	2.5	ug/L	0.77
Vinyl acetate	ND	3.0	ug/L	0.94
Vinyl chloride	ND	1.0	ug/L	0.40
Xylenes (total)	ND	2.0	ug/L	0.19
2-Butanone (MEK)	ND	6.0	ug/L	1.8

SURROGATE	PERCENT RECOVERY	RECOVERY LIMITS
Dibromofluoromethane	100	(79 - 120)
1,2-Dichloroethane-d4	95	(65 - 126)
4-Bromofluorobenzene	108	(75 - 120)
Toluene-d8	102	(78 - 120)

Waste Management

Client Sample ID: MW-7A

GC/MS Volatiles

Lot-Sample #...: D9F270122-004 **Work Order #...:** LFQP21A4 **Matrix.....:** GW
Date Sampled...: 06/26/09 10:04 **Date Received..:** 06/27/09
Prep Date.....: 07/06/09 **Analysis Date..:** 07/06/09
Prep Batch #...: 9189170 **Analysis Time..:** 17:18
Dilution Factor: 1

Method.....: SW846 8260B

PARAMETER	RESULT	REPORTING LIMIT	UNITS	MDL
Acetone	ND	10	ug/L	1.9
Acrylonitrile	ND	20	ug/L	1.4
Benzene	ND	1.0	ug/L	0.16
Bromochloromethane	ND	1.0	ug/L	0.10
Bromodichloromethane	ND	1.0	ug/L	0.17
Bromoform	ND	1.0	ug/L	0.19
Bromomethane	ND	2.0	ug/L	0.21
Carbon disulfide	ND	2.0	ug/L	0.45
Carbon tetrachloride	ND	1.0	ug/L	0.19
Chlorobenzene	ND	1.0	ug/L	0.17
Dibromochloromethane	ND	1.0	ug/L	0.17
Chloroethane	ND	2.0	ug/L	0.41
Chloroform	ND	1.0	ug/L	0.16
Chloromethane	ND	2.0	ug/L	0.30
Dibromomethane	ND	1.0	ug/L	0.17
1,2-Dichlorobenzene	ND	1.0	ug/L	0.13
1,4-Dichlorobenzene	ND	1.0	ug/L	0.16
trans-1,4-Dichloro-2-butene	ND	3.0	ug/L	0.80
1,1-Dichloroethane	ND	1.0	ug/L	0.16
1,2-Dichloroethane	ND	1.0	ug/L	0.13
1,1-Dichloroethene	ND	1.0	ug/L	0.14
cis-1,2-Dichloroethene	ND	1.0	ug/L	0.15
trans-1,2-Dichloroethene	ND	1.0	ug/L	0.15
1,2-Dichloropropane	ND	1.0	ug/L	0.13
cis-1,3-Dichloropropene	ND	1.0	ug/L	0.16
trans-1,3-Dichloropropene	ND	3.0	ug/L	0.19
Ethylbenzene	ND	1.0	ug/L	0.16
Trichlorofluoromethane	ND	2.0	ug/L	0.29
2-Hexanone	ND	5.0	ug/L	1.4
Iodomethane	ND	1.0	ug/L	0.23
Methylene chloride	ND	5.0	ug/L	0.32
4-Methyl-2-pentanone	ND	5.0	ug/L	1.0
Styrene	ND	1.0	ug/L	0.17
1,1,1,2-Tetrachloroethane	ND	1.0	ug/L	0.17
1,1,2,2-Tetrachloroethane	ND	1.0	ug/L	0.20
Tetrachloroethene	ND	1.0	ug/L	0.20
Toluene	ND	1.0	ug/L	0.17

(Continued on next page)

Waste Management

Client Sample ID: MW-7A

GC/MS Volatiles

Lot-Sample #...: D9F270122-004 **Work Order #...:** LFQP21A4 **Matrix.....:** GW

PARAMETER	RESULT	REPORTING LIMIT	UNITS	MDL
1,1,1-Trichloroethane	ND	1.0	ug/L	0.16
1,1,2-Trichloroethane	ND	1.0	ug/L	0.32
Trichloroethene	ND	1.0	ug/L	0.16
1,2,3-Trichloropropane	ND	2.5	ug/L	0.77
Vinyl acetate	ND	3.0	ug/L	0.94
Vinyl chloride	ND	1.0	ug/L	0.40
Xylenes (total)	ND	2.0	ug/L	0.19
2-Butanone (MEK)	ND	6.0	ug/L	1.8

SURROGATE	PERCENT RECOVERY	RECOVERY LIMITS
Dibromofluoromethane	100	(79 - 120)
1,2-Dichloroethane-d4	96	(65 - 126)
4-Bromofluorobenzene	107	(75 - 120)
Toluene-d8	102	(78 - 120)

Waste Management

Client Sample ID: MW-7B

GC/MS Volatiles

Lot-Sample #...: D9F270122-005 **Work Order #...:** LFQP31A4 **Matrix.....:** GW
Date Sampled...: 06/26/09 09:33 **Date Received..:** 06/27/09
Prep Date.....: 07/06/09 **Analysis Date..:** 07/06/09
Prep Batch #...: 9189170 **Analysis Time..:** 17:38
Dilution Factor: 1

Method.....: SW846 8260B

PARAMETER	RESULT	REPORTING LIMIT	UNITS	MDL
Acetone	ND	10	ug/L	1.9
Acrylonitrile	ND	20	ug/L	1.4
Benzene	ND	1.0	ug/L	0.16
Bromochloromethane	ND	1.0	ug/L	0.10
Bromodichloromethane	ND	1.0	ug/L	0.17
Bromoform	ND	1.0	ug/L	0.19
Bromomethane	ND	2.0	ug/L	0.21
Carbon disulfide	ND	2.0	ug/L	0.45
Carbon tetrachloride	ND	1.0	ug/L	0.19
Chlorobenzene	ND	1.0	ug/L	0.17
Dibromochloromethane	ND	1.0	ug/L	0.17
Chloroethane	ND	2.0	ug/L	0.41
Chloroform	ND	1.0	ug/L	0.16
Chloromethane	ND	2.0	ug/L	0.30
Dibromomethane	ND	1.0	ug/L	0.17
1,2-Dichlorobenzene	ND	1.0	ug/L	0.13
1,4-Dichlorobenzene	ND	1.0	ug/L	0.16
trans-1,4-Dichloro-2-butene	ND	3.0	ug/L	0.80
1,1-Dichloroethane	ND	1.0	ug/L	0.16
1,2-Dichloroethane	ND	1.0	ug/L	0.13
1,1-Dichloroethene	ND	1.0	ug/L	0.14
cis-1,2-Dichloroethene	ND	1.0	ug/L	0.15
trans-1,2-Dichloroethene	ND	1.0	ug/L	0.15
1,2-Dichloropropane	ND	1.0	ug/L	0.13
cis-1,3-Dichloropropene	ND	1.0	ug/L	0.16
trans-1,3-Dichloropropene	ND	3.0	ug/L	0.19
Ethylbenzene	ND	1.0	ug/L	0.16
Trichlorofluoromethane	ND	2.0	ug/L	0.29
2-Hexanone	ND	5.0	ug/L	1.4
Iodomethane	ND	1.0	ug/L	0.23
Methylene chloride	ND	5.0	ug/L	0.32
4-Methyl-2-pentanone	ND	5.0	ug/L	1.0
Styrene	ND	1.0	ug/L	0.17
1,1,1,2-Tetrachloroethane	ND	1.0	ug/L	0.17
1,1,2,2-Tetrachloroethane	ND	1.0	ug/L	0.20
Tetrachloroethene	ND	1.0	ug/L	0.20
Toluene	ND	1.0	ug/L	0.17

(Continued on next page)

Waste Management

Client Sample ID: MW-7B

GC/MS Volatiles

Lot-Sample #...: D9F270122-005 **Work Order #...:** LFQP31A4 **Matrix.....:** GW

PARAMETER	RESULT	REPORTING LIMIT	UNITS	MDL
1,1,1-Trichloroethane	ND	1.0	ug/L	0.16
1,1,2-Trichloroethane	ND	1.0	ug/L	0.32
Trichloroethene	ND	1.0	ug/L	0.16
1,2,3-Trichloropropane	ND	2.5	ug/L	0.77
Vinyl acetate	ND	3.0	ug/L	0.94
Vinyl chloride	ND	1.0	ug/L	0.40
Xylenes (total)	ND	2.0	ug/L	0.19
2-Butanone (MEK)	ND	6.0	ug/L	1.8

SURROGATE	PERCENT RECOVERY	RECOVERY LIMITS
Dibromofluoromethane	103	(79 - 120)
1,2-Dichloroethane-d4	101	(65 - 126)
4-Bromofluorobenzene	110	(75 - 120)
Toluene-d8	103	(78 - 120)

Waste Management

Client Sample ID: MW-1A

GC/MS Volatiles

Lot-Sample #...: D9F270122-006 **Work Order #...:** LFQP51A4 **Matrix.....:** GW
Date Sampled...: 06/26/09 09:02 **Date Received..:** 06/27/09
Prep Date.....: 07/06/09 **Analysis Date..:** 07/06/09
Prep Batch #...: 9189170 **Analysis Time..:** 17:58
Dilution Factor: 1

Method.....: SW846 8260B

PARAMETER	RESULT	REPORTING LIMIT	UNITS	MDL
Acetone	ND	10	ug/L	1.9
Acrylonitrile	ND	20	ug/L	1.4
Benzene	ND	1.0	ug/L	0.16
Bromochloromethane	ND	1.0	ug/L	0.10
Bromodichloromethane	ND	1.0	ug/L	0.17
Bromoform	ND	1.0	ug/L	0.19
Bromomethane	ND	2.0	ug/L	0.21
Carbon disulfide	ND	2.0	ug/L	0.45
Carbon tetrachloride	ND	1.0	ug/L	0.19
Chlorobenzene	ND	1.0	ug/L	0.17
Dibromochloromethane	ND	1.0	ug/L	0.17
Chloroethane	ND	2.0	ug/L	0.41
Chloroform	ND	1.0	ug/L	0.16
Chloromethane	ND	2.0	ug/L	0.30
Dibromomethane	ND	1.0	ug/L	0.17
1,2-Dichlorobenzene	ND	1.0	ug/L	0.13
1,4-Dichlorobenzene	ND	1.0	ug/L	0.16
trans-1,4-Dichloro-2-butene	ND	3.0	ug/L	0.80
1,1-Dichloroethane	ND	1.0	ug/L	0.16
1,2-Dichloroethane	ND	1.0	ug/L	0.13
1,1-Dichloroethene	ND	1.0	ug/L	0.14
cis-1,2-Dichloroethene	ND	1.0	ug/L	0.15
trans-1,2-Dichloroethene	ND	1.0	ug/L	0.15
1,2-Dichloropropane	ND	1.0	ug/L	0.13
cis-1,3-Dichloropropene	ND	1.0	ug/L	0.16
trans-1,3-Dichloropropene	ND	3.0	ug/L	0.19
Ethylbenzene	ND	1.0	ug/L	0.16
Trichlorofluoromethane	ND	2.0	ug/L	0.29
2-Hexanone	ND	5.0	ug/L	1.4
Iodomethane	ND	1.0	ug/L	0.23
Methylene chloride	ND	5.0	ug/L	0.32
4-Methyl-2-pentanone	ND	5.0	ug/L	1.0
Styrene	ND	1.0	ug/L	0.17
1,1,1,2-Tetrachloroethane	ND	1.0	ug/L	0.17
1,1,2,2-Tetrachloroethane	ND	1.0	ug/L	0.20
Tetrachloroethene	ND	1.0	ug/L	0.20
Toluene	ND	1.0	ug/L	0.17

(Continued on next page)

Waste Management

Client Sample ID: MW-1A

GC/MS Volatiles

Lot-Sample #...: D9F270122-006 **Work Order #...:** LFQP51A4 **Matrix.....:** GW

PARAMETER	RESULT	REPORTING LIMIT	UNITS	MDL
1,1,1-Trichloroethane	ND	1.0	ug/L	0.16
1,1,2-Trichloroethane	ND	1.0	ug/L	0.32
Trichloroethene	ND	1.0	ug/L	0.16
1,2,3-Trichloropropane	ND	2.5	ug/L	0.77
Vinyl acetate	ND	3.0	ug/L	0.94
Vinyl chloride	ND	1.0	ug/L	0.40
Xylenes (total)	ND	2.0	ug/L	0.19
2-Butanone (MEK)	ND	6.0	ug/L	1.8

SURROGATE	PERCENT RECOVERY	RECOVERY LIMITS
Dibromofluoromethane	101	(79 - 120)
1,2-Dichloroethane-d4	98	(65 - 126)
4-Bromofluorobenzene	110	(75 - 120)
Toluene-d8	101	(78 - 120)

Waste Management

Client Sample ID: MW-1B

GC/MS Volatiles

Lot-Sample #...: D9F270122-007 **Work Order #...:** LFQQA1A4 **Matrix.....:** GW
Date Sampled...: 06/26/09 08:30 **Date Received..:** 06/27/09
Prep Date.....: 07/06/09 **Analysis Date..:** 07/06/09
Prep Batch #...: 9189170 **Analysis Time..:** 18:18
Dilution Factor: 1

Method.....: SW846 8260B

PARAMETER	RESULT	REPORTING LIMIT	UNITS	MDL
Acetone	**3.7 J**	**10**	**ug/L**	**1.9**
Acrylonitrile	ND	20	ug/L	1.4
Benzene	ND	1.0	ug/L	0.16
Bromochloromethane	ND	1.0	ug/L	0.10
Bromodichloromethane	ND	1.0	ug/L	0.17
Bromoform	ND	1.0	ug/L	0.19
Bromomethane	ND	2.0	ug/L	0.21
Carbon disulfide	ND	2.0	ug/L	0.45
Carbon tetrachloride	ND	1.0	ug/L	0.19
Chlorobenzene	ND	1.0	ug/L	0.17
Dibromochloromethane	ND	1.0	ug/L	0.17
Chloroethane	ND	2.0	ug/L	0.41
Chloroform	ND	1.0	ug/L	0.16
Chloromethane	ND	2.0	ug/L	0.30
Dibromomethane	ND	1.0	ug/L	0.17
1,2-Dichlorobenzene	ND	1.0	ug/L	0.13
1,4-Dichlorobenzene	ND	1.0	ug/L	0.16
trans-1,4-Dichloro-2-butene	ND	3.0	ug/L	0.80
1,1-Dichloroethane	ND	1.0	ug/L	0.16
1,2-Dichloroethane	ND	1.0	ug/L	0.13
1,1-Dichloroethene	ND	1.0	ug/L	0.14
cis-1,2-Dichloroethene	ND	1.0	ug/L	0.15
trans-1,2-Dichloroethene	ND	1.0	ug/L	0.15
1,2-Dichloropropane	ND	1.0	ug/L	0.13
cis-1,3-Dichloropropene	ND	1.0	ug/L	0.16
trans-1,3-Dichloropropene	ND	3.0	ug/L	0.19
Ethylbenzene	ND	1.0	ug/L	0.16
Trichlorofluoromethane	ND	2.0	ug/L	0.29
2-Hexanone	ND	5.0	ug/L	1.4
Iodomethane	ND	1.0	ug/L	0.23
Methylene chloride	ND	5.0	ug/L	0.32
4-Methyl-2-pentanone	ND	5.0	ug/L	1.0
Styrene	ND	1.0	ug/L	0.17
1,1,1,2-Tetrachloroethane	ND	1.0	ug/L	0.17
1,1,2,2-Tetrachloroethane	ND	1.0	ug/L	0.20
Tetrachloroethene	ND	1.0	ug/L	0.20
Toluene	ND	1.0	ug/L	0.17

(Continued on next page)

Waste Management

Client Sample ID: MW-1B

GC/MS Volatiles

Lot-Sample #...: D9F270122-007 **Work Order #...:** LFQQA1A4 **Matrix.....:** GW

PARAMETER	RESULT	REPORTING LIMIT	UNITS	MDL
1,1,1-Trichloroethane	ND	1.0	ug/L	0.16
1,1,2-Trichloroethane	ND	1.0	ug/L	0.32
Trichloroethene	ND	1.0	ug/L	0.16
1,2,3-Trichloropropane	ND	2.5	ug/L	0.77
Vinyl acetate	ND	3.0	ug/L	0.94
Vinyl chloride	ND	1.0	ug/L	0.40
Xylenes (total)	ND	2.0	ug/L	0.19
2-Butanone (MEK)	ND	6.0	ug/L	1.8

SURROGATE	PERCENT RECOVERY	RECOVERY LIMITS
Dibromofluoromethane	104	(79 - 120)
1,2-Dichloroethane-d4	100	(65 - 126)
4-Bromofluorobenzene	110	(75 - 120)
Toluene-d8	104	(78 - 120)

NOTE(S):

J Estimated result. Result is less than RL.

Waste Management

Client Sample ID: MW-FL3

GC/MS Volatiles

Lot-Sample #...: D9F270122-008 **Work Order #...:** LFQQG1A4 **Matrix.....:** GW
Date Sampled...: 06/26/09 07:45 **Date Received..:** 06/27/09
Prep Date.....: 07/06/09 **Analysis Date..:** 07/06/09
Prep Batch #...: 9189170 **Analysis Time..:** 18:38
Dilution Factor: 1

Method.....: SW846 8260B

PARAMETER	RESULT	REPORTING LIMIT	UNITS	MDL
Acetone	ND	10	ug/L	1.9
Acrylonitrile	ND	20	ug/L	1.4
Benzene	ND	1.0	ug/L	0.16
Bromochloromethane	ND	1.0	ug/L	0.10
Bromodichloromethane	ND	1.0	ug/L	0.17
Bromoform	ND	1.0	ug/L	0.19
Bromomethane	ND	2.0	ug/L	0.21
Carbon disulfide	ND	2.0	ug/L	0.45
Carbon tetrachloride	ND	1.0	ug/L	0.19
Chlorobenzene	ND	1.0	ug/L	0.17
Dibromochloromethane	ND	1.0	ug/L	0.17
Chloroethane	ND	2.0	ug/L	0.41
Chloroform	ND	1.0	ug/L	0.16
Chloromethane	ND	2.0	ug/L	0.30
Dibromomethane	ND	1.0	ug/L	0.17
1,2-Dichlorobenzene	ND	1.0	ug/L	0.13
1,4-Dichlorobenzene	ND	1.0	ug/L	0.16
trans-1,4-Dichloro-2-butene	ND	3.0	ug/L	0.80
1,1-Dichloroethane	ND	1.0	ug/L	0.16
1,2-Dichloroethane	ND	1.0	ug/L	0.13
1,1-Dichloroethene	ND	1.0	ug/L	0.14
cis-1,2-Dichloroethene	ND	1.0	ug/L	0.15
trans-1,2-Dichloroethene	ND	1.0	ug/L	0.15
1,2-Dichloropropane	ND	1.0	ug/L	0.13
cis-1,3-Dichloropropene	ND	1.0	ug/L	0.16
trans-1,3-Dichloropropene	ND	3.0	ug/L	0.19
Ethylbenzene	ND	1.0	ug/L	0.16
Trichlorofluoromethane	ND	2.0	ug/L	0.29
2-Hexanone	ND	5.0	ug/L	1.4
Iodomethane	ND	1.0	ug/L	0.23
Methylene chloride	ND	5.0	ug/L	0.32
4-Methyl-2-pentanone	ND	5.0	ug/L	1.0
Styrene	ND	1.0	ug/L	0.17
1,1,1,2-Tetrachloroethane	ND	1.0	ug/L	0.17
1,1,2,2-Tetrachloroethane	ND	1.0	ug/L	0.20
Tetrachloroethene	ND	1.0	ug/L	0.20
Toluene	ND	1.0	ug/L	0.17

(Continued on next page)

Waste Management

Client Sample ID: MW-FL3

GC/MS Volatiles

Lot-Sample #...: D9F270122-008 **Work Order #...:** LFQQG1A4 **Matrix.....:** GW

PARAMETER	RESULT	REPORTING LIMIT	UNITS	MDL
1,1,1-Trichloroethane	ND	1.0	ug/L	0.16
1,1,2-Trichloroethane	ND	1.0	ug/L	0.32
Trichloroethene	ND	1.0	ug/L	0.16
1,2,3-Trichloropropane	ND	2.5	ug/L	0.77
Vinyl acetate	ND	3.0	ug/L	0.94
Vinyl chloride	ND	1.0	ug/L	0.40
Xylenes (total)	ND	2.0	ug/L	0.19
2-Butanone (MEK)	ND	6.0	ug/L	1.8

SURROGATE	PERCENT RECOVERY	RECOVERY LIMITS
Dibromofluoromethane	101	(79 - 120)
1,2-Dichloroethane-d4	98	(65 - 126)
4-Bromofluorobenzene	106	(75 - 120)
Toluene-d8	102	(78 - 120)

Waste Management

Client Sample ID: MW-3B

GC/MS Volatiles

Lot-Sample #...: D9F270122-009 **Work Order #...:** LFQQL1A4 **Matrix.....:** GW
Date Sampled...: 06/26/09 13:10 **Date Received..:** 06/27/09
Prep Date.....: 07/06/09 **Analysis Date..:** 07/06/09
Prep Batch #...: 9189170 **Analysis Time..:** 18:58
Dilution Factor: 1

Method.....: SW846 8260B

PARAMETER	RESULT	REPORTING LIMIT	UNITS	MDL
Acetone	ND	10	ug/L	1.9
Acrylonitrile	ND	20	ug/L	1.4
Benzene	ND	1.0	ug/L	0.16
Bromochloromethane	ND	1.0	ug/L	0.10
Bromodichloromethane	ND	1.0	ug/L	0.17
Bromoform	ND	1.0	ug/L	0.19
Bromomethane	ND	2.0	ug/L	0.21
Carbon disulfide	ND	2.0	ug/L	0.45
Carbon tetrachloride	ND	1.0	ug/L	0.19
Chlorobenzene	ND	1.0	ug/L	0.17
Dibromochloromethane	ND	1.0	ug/L	0.17
Chloroethane	ND	2.0	ug/L	0.41
Chloroform	ND	1.0	ug/L	0.16
Chloromethane	ND	2.0	ug/L	0.30
Dibromomethane	ND	1.0	ug/L	0.17
1,2-Dichlorobenzene	ND	1.0	ug/L	0.13
1,4-Dichlorobenzene	ND	1.0	ug/L	0.16
trans-1,4-Dichloro-2-butene	ND	3.0	ug/L	0.80
1,1-Dichloroethane	ND	1.0	ug/L	0.16
1,2-Dichloroethane	ND	1.0	ug/L	0.13
1,1-Dichloroethene	ND	1.0	ug/L	0.14
cis-1,2-Dichloroethene	ND	1.0	ug/L	0.15
trans-1,2-Dichloroethene	ND	1.0	ug/L	0.15
1,2-Dichloropropane	ND	1.0	ug/L	0.13
cis-1,3-Dichloropropene	ND	1.0	ug/L	0.16
trans-1,3-Dichloropropene	ND	3.0	ug/L	0.19
Ethylbenzene	ND	1.0	ug/L	0.16
Trichlorofluoromethane	ND	2.0	ug/L	0.29
2-Hexanone	ND	5.0	ug/L	1.4
Iodomethane	ND	1.0	ug/L	0.23
Methylene chloride	ND	5.0	ug/L	0.32
4-Methyl-2-pentanone	ND	5.0	ug/L	1.0
Styrene	ND	1.0	ug/L	0.17
1,1,1,2-Tetrachloroethane	ND	1.0	ug/L	0.17
1,1,2,2-Tetrachloroethane	ND	1.0	ug/L	0.20
Tetrachloroethene	ND	1.0	ug/L	0.20
Toluene	ND	1.0	ug/L	0.17

(Continued on next page)

Waste Management

Client Sample ID: MW-3B

GC/MS Volatiles

Lot-Sample #...: D9F270122-009 **Work Order #...:** LFQQL1A4 **Matrix.....:** GW

PARAMETER	RESULT	REPORTING LIMIT	UNITS	MDL
1,1,1-Trichloroethane	ND	1.0	ug/L	0.16
1,1,2-Trichloroethane	ND	1.0	ug/L	0.32
Trichloroethene	ND	1.0	ug/L	0.16
1,2,3-Trichloropropane	ND	2.5	ug/L	0.77
Vinyl acetate	ND	3.0	ug/L	0.94
Vinyl chloride	ND	1.0	ug/L	0.40
Xylenes (total)	ND	2.0	ug/L	0.19
2-Butanone (MEK)	ND	6.0	ug/L	1.8

SURROGATE	PERCENT RECOVERY	RECOVERY LIMITS
Dibromofluoromethane	102	(79 - 120)
1,2-Dichloroethane-d4	100	(65 - 126)
4-Bromofluorobenzene	110	(75 - 120)
Toluene-d8	102	(78 - 120)

Waste Management

Client Sample ID: MW-FL1

GC/MS Volatiles

Lot-Sample #...: D9F270122-010 **Work Order #...:** LFQQP1A4 **Matrix.....:** GW
Date Sampled...: 06/26/09 13:44 **Date Received..:** 06/27/09
Prep Date.....: 07/06/09 **Analysis Date..:** 07/06/09
Prep Batch #...: 9189170 **Analysis Time..:** 19:17
Dilution Factor: 1

Method.....: SW846 8260B

PARAMETER	RESULT	REPORTING LIMIT	UNITS	MDL
Acetone	ND	10	ug/L	1.9
Acrylonitrile	ND	20	ug/L	1.4
Benzene	ND	1.0	ug/L	0.16
Bromochloromethane	ND	1.0	ug/L	0.10
Bromodichloromethane	ND	1.0	ug/L	0.17
Bromoform	ND	1.0	ug/L	0.19
Bromomethane	ND	2.0	ug/L	0.21
Carbon disulfide	ND	2.0	ug/L	0.45
Carbon tetrachloride	ND	1.0	ug/L	0.19
Chlorobenzene	ND	1.0	ug/L	0.17
Dibromochloromethane	ND	1.0	ug/L	0.17
Chloroethane	ND	2.0	ug/L	0.41
Chloroform	ND	1.0	ug/L	0.16
Chloromethane	ND	2.0	ug/L	0.30
Dibromomethane	ND	1.0	ug/L	0.17
1,2-Dichlorobenzene	ND	1.0	ug/L	0.13
1,4-Dichlorobenzene	ND	1.0	ug/L	0.16
trans-1,4-Dichloro-2-butene	ND	3.0	ug/L	0.80
1,1-Dichloroethane	ND	1.0	ug/L	0.16
1,2-Dichloroethane	ND	1.0	ug/L	0.13
1,1-Dichloroethene	ND	1.0	ug/L	0.14
cis-1,2-Dichloroethene	ND	1.0	ug/L	0.15
trans-1,2-Dichloroethene	ND	1.0	ug/L	0.15
1,2-Dichloropropane	ND	1.0	ug/L	0.13
cis-1,3-Dichloropropene	ND	1.0	ug/L	0.16
trans-1,3-Dichloropropene	ND	3.0	ug/L	0.19
Ethylbenzene	ND	1.0	ug/L	0.16
Trichlorofluoromethane	ND	2.0	ug/L	0.29
2-Hexanone	ND	5.0	ug/L	1.4
Iodomethane	ND	1.0	ug/L	0.23
Methylene chloride	ND	5.0	ug/L	0.32
4-Methyl-2-pentanone	ND	5.0	ug/L	1.0
Styrene	ND	1.0	ug/L	0.17
1,1,1,2-Tetrachloroethane	ND	1.0	ug/L	0.17
1,1,2,2-Tetrachloroethane	ND	1.0	ug/L	0.20
Tetrachloroethene	ND	1.0	ug/L	0.20
Toluene	ND	1.0	ug/L	0.17

(Continued on next page)

Waste Management

Client Sample ID: MW-FL1

GC/MS Volatiles

Lot-Sample #...: D9F270122-010 **Work Order #...:** LFQQP1A4 **Matrix.....:** GW

PARAMETER	RESULT	REPORTING LIMIT	UNITS	MDL
1,1,1-Trichloroethane	ND	1.0	ug/L	0.16
1,1,2-Trichloroethane	ND	1.0	ug/L	0.32
Trichloroethene	ND	1.0	ug/L	0.16
1,2,3-Trichloropropane	ND	2.5	ug/L	0.77
Vinyl acetate	ND	3.0	ug/L	0.94
Vinyl chloride	ND	1.0	ug/L	0.40
Xylenes (total)	ND	2.0	ug/L	0.19
2-Butanone (MEK)	ND	6.0	ug/L	1.8

SURROGATE	PERCENT RECOVERY	RECOVERY LIMITS
Dibromofluoromethane	105	(79 - 120)
1,2-Dichloroethane-d4	100	(65 - 126)
4-Bromofluorobenzene	108	(75 - 120)
Toluene-d8	104	(78 - 120)

Waste Management

Client Sample ID: MW-4A

GC/MS Volatiles

Lot-Sample #...: D9F270122-011 **Work Order #...:** LFQQR1A4 **Matrix.....:** GW
Date Sampled...: 06/26/09 12:09 **Date Received..:** 06/27/09
Prep Date.....: 07/06/09 **Analysis Date..:** 07/06/09
Prep Batch #...: 9189170 **Analysis Time..:** 19:37
Dilution Factor: 1

Method.....: SW846 8260B

PARAMETER	RESULT	REPORTING LIMIT	UNITS	MDL
Acetone	ND	10	ug/L	1.9
Acrylonitrile	ND	20	ug/L	1.4
Benzene	ND	1.0	ug/L	0.16
Bromochloromethane	ND	1.0	ug/L	0.10
Bromodichloromethane	ND	1.0	ug/L	0.17
Bromoform	ND	1.0	ug/L	0.19
Bromomethane	ND	2.0	ug/L	0.21
Carbon disulfide	ND	2.0	ug/L	0.45
Carbon tetrachloride	ND	1.0	ug/L	0.19
Chlorobenzene	ND	1.0	ug/L	0.17
Dibromochloromethane	ND	1.0	ug/L	0.17
Chloroethane	ND	2.0	ug/L	0.41
Chloroform	ND	1.0	ug/L	0.16
Chloromethane	ND	2.0	ug/L	0.30
Dibromomethane	ND	1.0	ug/L	0.17
1,2-Dichlorobenzene	ND	1.0	ug/L	0.13
1,4-Dichlorobenzene	ND	1.0	ug/L	0.16
trans-1,4-Dichloro-2-butene	ND	3.0	ug/L	0.80
1,1-Dichloroethane	ND	1.0	ug/L	0.16
1,2-Dichloroethane	ND	1.0	ug/L	0.13
1,1-Dichloroethene	ND	1.0	ug/L	0.14
cis-1,2-Dichloroethene	ND	1.0	ug/L	0.15
trans-1,2-Dichloroethene	ND	1.0	ug/L	0.15
1,2-Dichloropropane	ND	1.0	ug/L	0.13
cis-1,3-Dichloropropene	ND	1.0	ug/L	0.16
trans-1,3-Dichloropropene	ND	3.0	ug/L	0.19
Ethylbenzene	ND	1.0	ug/L	0.16
Trichlorofluoromethane	ND	2.0	ug/L	0.29
2-Hexanone	ND	5.0	ug/L	1.4
Iodomethane	ND	1.0	ug/L	0.23
Methylene chloride	ND	5.0	ug/L	0.32
4-Methyl-2-pentanone	ND	5.0	ug/L	1.0
Styrene	ND	1.0	ug/L	0.17
1,1,1,2-Tetrachloroethane	ND	1.0	ug/L	0.17
1,1,2,2-Tetrachloroethane	ND	1.0	ug/L	0.20
Tetrachloroethene	ND	1.0	ug/L	0.20
Toluene	ND	1.0	ug/L	0.17

(Continued on next page)

Waste Management

Client Sample ID: MW-4A

GC/MS Volatiles

Lot-Sample #...: D9F270122-011 **Work Order #...:** LFQQR1A4 **Matrix.....:** GW

PARAMETER	RESULT	REPORTING LIMIT	UNITS	MDL
1,1,1-Trichloroethane	ND	1.0	ug/L	0.16
1,1,2-Trichloroethane	ND	1.0	ug/L	0.32
Trichloroethene	ND	1.0	ug/L	0.16
1,2,3-Trichloropropane	ND	2.5	ug/L	0.77
Vinyl acetate	ND	3.0	ug/L	0.94
Vinyl chloride	ND	1.0	ug/L	0.40
Xylenes (total)	ND	2.0	ug/L	0.19
2-Butanone (MEK)	ND	6.0	ug/L	1.8

SURROGATE	PERCENT RECOVERY	RECOVERY LIMITS
Dibromofluoromethane	105	(79 - 120)
1,2-Dichloroethane-d4	102	(65 - 126)
4-Bromofluorobenzene	113	(75 - 120)
Toluene-d8	106	(78 - 120)

Waste Management

Client Sample ID: TRIP BLANK 1

GC/MS Volatiles

Lot-Sample #...: D9F270122-012 **Work Order #...:** LFQQW1AA **Matrix.....:** OW
Date Sampled...: 06/26/09 **Date Received..:** 06/27/09
Prep Date.....: 07/06/09 **Analysis Date..:** 07/06/09
Prep Batch #...: 9189170 **Analysis Time..:** 19:57
Dilution Factor: 1

Method.....: SW846 8260B

PARAMETER	RESULT	REPORTING LIMIT	UNITS	MDL
Acetone	ND	10	ug/L	1.9
Acrylonitrile	ND	20	ug/L	1.4
Benzene	ND	1.0	ug/L	0.16
Bromochloromethane	ND	1.0	ug/L	0.10
Bromodichloromethane	ND	1.0	ug/L	0.17
Bromoform	ND	1.0	ug/L	0.19
Bromomethane	ND	2.0	ug/L	0.21
Carbon disulfide	ND	2.0	ug/L	0.45
Carbon tetrachloride	ND	1.0	ug/L	0.19
Chlorobenzene	ND	1.0	ug/L	0.17
Dibromochloromethane	ND	1.0	ug/L	0.17
Chloroethane	ND	2.0	ug/L	0.41
Chloroform	ND	1.0	ug/L	0.16
Chloromethane	ND	2.0	ug/L	0.30
Dibromomethane	ND	1.0	ug/L	0.17
1,2-Dichlorobenzene	ND	1.0	ug/L	0.13
1,4-Dichlorobenzene	ND	1.0	ug/L	0.16
trans-1,4-Dichloro-2-butene	ND	3.0	ug/L	0.80
1,1-Dichloroethane	ND	1.0	ug/L	0.16
1,2-Dichloroethane	ND	1.0	ug/L	0.13
1,1-Dichloroethene	ND	1.0	ug/L	0.14
cis-1,2-Dichloroethene	ND	1.0	ug/L	0.15
trans-1,2-Dichloroethene	ND	1.0	ug/L	0.15
1,2-Dichloropropane	ND	1.0	ug/L	0.13
cis-1,3-Dichloropropene	ND	1.0	ug/L	0.16
trans-1,3-Dichloropropene	ND	3.0	ug/L	0.19
Ethylbenzene	ND	1.0	ug/L	0.16
Trichlorofluoromethane	ND	2.0	ug/L	0.29
2-Hexanone	ND	5.0	ug/L	1.4
Iodomethane	ND	1.0	ug/L	0.23
Methylene chloride	ND	5.0	ug/L	0.32
4-Methyl-2-pentanone	ND	5.0	ug/L	1.0
Styrene	ND	1.0	ug/L	0.17
1,1,1,2-Tetrachloroethane	ND	1.0	ug/L	0.17
1,1,2,2-Tetrachloroethane	ND	1.0	ug/L	0.20
Tetrachloroethene	ND	1.0	ug/L	0.20
Toluene	ND	1.0	ug/L	0.17

(Continued on next page)

Waste Management

Client Sample ID: TRIP BLANK 1

GC/MS Volatiles

Lot-Sample #...: D9F270122-012 **Work Order #...:** LFQQW1AA **Matrix.....:** OW

PARAMETER	RESULT	REPORTING LIMIT	UNITS	MDL
1,1,1-Trichloroethane	ND	1.0	ug/L	0.16
1,1,2-Trichloroethane	ND	1.0	ug/L	0.32
Trichloroethene	ND	1.0	ug/L	0.16
1,2,3-Trichloropropane	ND	2.5	ug/L	0.77
Vinyl acetate	ND	3.0	ug/L	0.94
Vinyl chloride	ND	1.0	ug/L	0.40
Xylenes (total)	ND	2.0	ug/L	0.19
2-Butanone (MEK)	ND	6.0	ug/L	1.8

SURROGATE	PERCENT RECOVERY	RECOVERY LIMITS
Dibromofluoromethane	102	(79 - 120)
1,2-Dichloroethane-d4	102	(65 - 126)
4-Bromofluorobenzene	108	(75 - 120)
Toluene-d8	105	(78 - 120)

Waste Management

Client Sample ID: MW-8R

GC/MS Volatiles

Lot-Sample #...: D9G010142-001 **Work Order #...:** LFXA41AX **Matrix.....:** WG
Date Sampled...: 06/30/09 10:15 **Date Received..:** 07/01/09
Prep Date.....: 07/07/09 **Analysis Date..:** 07/07/09
Prep Batch #...: 9189470 **Analysis Time..:** 20:05
Dilution Factor: 1

Method.....: SW846 8260B

PARAMETER	RESULT	REPORTING LIMIT	UNITS	MDL
Chloroform	ND	1.0	ug/L	0.16
Acetone	ND	10	ug/L	1.9
Acrylonitrile	ND	20	ug/L	1.4
Benzene	ND	1.0	ug/L	0.16
Bromochloromethane	ND	1.0	ug/L	0.10
Bromodichloromethane	ND	1.0	ug/L	0.17
Bromoform	ND	1.0	ug/L	0.19
Bromomethane	ND	2.0	ug/L	0.21
Carbon disulfide	ND	2.0	ug/L	0.45
Carbon tetrachloride	ND	1.0	ug/L	0.19
Chlorobenzene	ND	1.0	ug/L	0.17
Dibromochloromethane	ND	1.0	ug/L	0.17
Chloroethane	ND	2.0	ug/L	0.41
Chloromethane	ND	2.0	ug/L	0.30
Dibromomethane	ND	1.0	ug/L	0.17
1,2-Dichlorobenzene	ND	1.0	ug/L	0.13
1,4-Dichlorobenzene	ND	1.0	ug/L	0.16
trans-1,4-Dichloro-2-butene	ND	3.0	ug/L	0.80
1,1-Dichloroethane	ND	1.0	ug/L	0.16
1,2-Dichloroethane	ND	1.0	ug/L	0.13
1,1-Dichloroethene	ND	1.0	ug/L	0.14
cis-1,2-Dichloroethene	ND	1.0	ug/L	0.15
trans-1,2-Dichloroethene	ND	1.0	ug/L	0.15
1,2-Dichloropropane	ND	1.0	ug/L	0.13
cis-1,3-Dichloropropene	ND	1.0	ug/L	0.16
trans-1,3-Dichloropropene	ND	3.0	ug/L	0.19
Ethylbenzene	ND	1.0	ug/L	0.16
Trichlorofluoromethane	ND	2.0	ug/L	0.29
2-Hexanone	ND	5.0	ug/L	1.4
Iodomethane	ND	1.0	ug/L	0.23
Methylene chloride	ND	5.0	ug/L	0.32
4-Methyl-2-pentanone	ND	5.0	ug/L	1.0
Styrene	ND	1.0	ug/L	0.17
1,1,1,2-Tetrachloroethane	ND	1.0	ug/L	0.17
1,1,2,2-Tetrachloroethane	ND	1.0	ug/L	0.20
Tetrachloroethene	ND	1.0	ug/L	0.20
Toluene	ND	1.0	ug/L	0.17

(Continued on next page)

Waste Management

Client Sample ID: MW-8R

GC/MS Volatiles

Lot-Sample #...: D9G010142-001 **Work Order #...:** LFXA41AX **Matrix.....:** WG

PARAMETER	RESULT	REPORTING LIMIT	UNITS	MDL
1,1,1-Trichloroethane	ND	1.0	ug/L	0.16
1,1,2-Trichloroethane	ND	1.0	ug/L	0.32
Trichloroethene	ND	1.0	ug/L	0.16
1,2,3-Trichloropropane	ND	2.5	ug/L	0.77
Vinyl acetate	ND	3.0	ug/L	0.94
Vinyl chloride	ND	1.0	ug/L	0.40
Xylenes (total)	ND	2.0	ug/L	0.19
2-Butanone (MEK)	ND	6.0	ug/L	1.8

SURROGATE	PERCENT RECOVERY	RECOVERY LIMITS
Dibromofluoromethane	87	(79 - 120)
1,2-Dichloroethane-d4	93	(65 - 126)
4-Bromofluorobenzene	95	(75 - 120)
Toluene-d8	96	(78 - 120)

Waste Management

Client Sample ID: MW-3A

GC/MS Volatiles

Lot-Sample #...: D9G010142-002 **Work Order #...:** LFXG81A4 **Matrix.....:** GW
Date Sampled...: 06/30/09 09:36 **Date Received..:** 07/01/09
Prep Date.....: 07/07/09 **Analysis Date..:** 07/07/09
Prep Batch #...: 9189470 **Analysis Time..:** 20:30
Dilution Factor: 1

Method.....: SW846 8260B

PARAMETER	RESULT	REPORTING LIMIT	UNITS	MDL
Chloroform	ND	1.0	ug/L	0.16
Acetone	ND	10	ug/L	1.9
Acrylonitrile	ND	20	ug/L	1.4
Benzene	ND	1.0	ug/L	0.16
Bromochloromethane	ND	1.0	ug/L	0.10
Bromodichloromethane	ND	1.0	ug/L	0.17
Bromoform	ND	1.0	ug/L	0.19
Bromomethane	ND	2.0	ug/L	0.21
Carbon disulfide	ND	2.0	ug/L	0.45
Carbon tetrachloride	ND	1.0	ug/L	0.19
Chlorobenzene	ND	1.0	ug/L	0.17
Dibromochloromethane	ND	1.0	ug/L	0.17
Chloroethane	ND	2.0	ug/L	0.41
Chloromethane	ND	2.0	ug/L	0.30
Dibromomethane	ND	1.0	ug/L	0.17
1,2-Dichlorobenzene	ND	1.0	ug/L	0.13
1,4-Dichlorobenzene	ND	1.0	ug/L	0.16
trans-1,4-Dichloro-2-butene	ND	3.0	ug/L	0.80
1,1-Dichloroethane	ND	1.0	ug/L	0.16
1,2-Dichloroethane	ND	1.0	ug/L	0.13
1,1-Dichloroethene	ND	1.0	ug/L	0.14
cis-1,2-Dichloroethene	ND	1.0	ug/L	0.15
trans-1,2-Dichloroethene	ND	1.0	ug/L	0.15
1,2-Dichloropropane	ND	1.0	ug/L	0.13
cis-1,3-Dichloropropene	ND	1.0	ug/L	0.16
trans-1,3-Dichloropropene	ND	3.0	ug/L	0.19
Ethylbenzene	ND	1.0	ug/L	0.16
Trichlorofluoromethane	ND	2.0	ug/L	0.29
2-Hexanone	ND	5.0	ug/L	1.4
Iodomethane	ND	1.0	ug/L	0.23
Methylene chloride	ND	5.0	ug/L	0.32
4-Methyl-2-pentanone	ND	5.0	ug/L	1.0
Styrene	ND	1.0	ug/L	0.17
1,1,1,2-Tetrachloroethane	ND	1.0	ug/L	0.17
1,1,2,2-Tetrachloroethane	ND	1.0	ug/L	0.20
Tetrachloroethene	ND	1.0	ug/L	0.20
Toluene	ND	1.0	ug/L	0.17

(Continued on next page)

Waste Management

Client Sample ID: MW-3A

GC/MS Volatiles

Lot-Sample #...: D9G010142-002 **Work Order #...:** LFXG81A4 **Matrix.....:** GW

PARAMETER	RESULT	REPORTING LIMIT	UNITS	MDL
1,1,1-Trichloroethane	ND	1.0	ug/L	0.16
1,1,2-Trichloroethane	ND	1.0	ug/L	0.32
Trichloroethene	ND	1.0	ug/L	0.16
1,2,3-Trichloropropane	ND	2.5	ug/L	0.77
Vinyl acetate	ND	3.0	ug/L	0.94
Vinyl chloride	ND	1.0	ug/L	0.40
Xylenes (total)	ND	2.0	ug/L	0.19
2-Butanone (MEK)	ND	6.0	ug/L	1.8

SURROGATE	PERCENT RECOVERY	RECOVERY LIMITS
Dibromofluoromethane	86	(79 - 120)
1,2-Dichloroethane-d4	90	(65 - 126)
4-Bromofluorobenzene	93	(75 - 120)
Toluene-d8	95	(78 - 120)

Waste Management

Client Sample ID: MW-2B

GC/MS Volatiles

Lot-Sample #...: D9G010142-003 **Work Order #...:** LFXHC1A4 **Matrix.....:** GW
Date Sampled...: 06/30/09 09:01 **Date Received..:** 07/01/09
Prep Date.....: 07/07/09 **Analysis Date..:** 07/07/09
Prep Batch #...: 9189470 **Analysis Time..:** 20:54
Dilution Factor: 1

Method.....: SW846 8260B

PARAMETER	RESULT	REPORTING LIMIT	UNITS	MDL
Chloroform	ND	1.0	ug/L	0.16
Acetone	ND	10	ug/L	1.9
Acrylonitrile	ND	20	ug/L	1.4
Benzene	ND	1.0	ug/L	0.16
Bromochloromethane	ND	1.0	ug/L	0.10
Bromodichloromethane	ND	1.0	ug/L	0.17
Bromoform	ND	1.0	ug/L	0.19
Bromomethane	ND	2.0	ug/L	0.21
Carbon disulfide	ND	2.0	ug/L	0.45
Carbon tetrachloride	ND	1.0	ug/L	0.19
Chlorobenzene	ND	1.0	ug/L	0.17
Dibromochloromethane	ND	1.0	ug/L	0.17
Chloroethane	ND	2.0	ug/L	0.41
Chloromethane	ND	2.0	ug/L	0.30
Dibromomethane	ND	1.0	ug/L	0.17
1,2-Dichlorobenzene	ND	1.0	ug/L	0.13
1,4-Dichlorobenzene	ND	1.0	ug/L	0.16
trans-1,4-Dichloro-2-butene	ND	3.0	ug/L	0.80
1,1-Dichloroethane	ND	1.0	ug/L	0.16
1,2-Dichloroethane	ND	1.0	ug/L	0.13
1,1-Dichloroethene	ND	1.0	ug/L	0.14
cis-1,2-Dichloroethene	ND	1.0	ug/L	0.15
trans-1,2-Dichloroethene	ND	1.0	ug/L	0.15
1,2-Dichloropropane	ND	1.0	ug/L	0.13
cis-1,3-Dichloropropene	ND	1.0	ug/L	0.16
trans-1,3-Dichloropropene	ND	3.0	ug/L	0.19
Ethylbenzene	ND	1.0	ug/L	0.16
Trichlorofluoromethane	ND	2.0	ug/L	0.29
2-Hexanone	ND	5.0	ug/L	1.4
Iodomethane	ND	1.0	ug/L	0.23
Methylene chloride	ND	5.0	ug/L	0.32
4-Methyl-2-pentanone	ND	5.0	ug/L	1.0
Styrene	ND	1.0	ug/L	0.17
1,1,1,2-Tetrachloroethane	ND	1.0	ug/L	0.17
1,1,2,2-Tetrachloroethane	ND	1.0	ug/L	0.20
Tetrachloroethene	ND	1.0	ug/L	0.20
Toluene	ND	1.0	ug/L	0.17

(Continued on next page)

Waste Management

Client Sample ID: MW-2B

GC/MS Volatiles

Lot-Sample #...: D9G010142-003 **Work Order #...:** LFXHC1A4 **Matrix.....:** GW

PARAMETER	RESULT	REPORTING LIMIT	UNITS	MDL
1,1,1-Trichloroethane	ND	1.0	ug/L	0.16
1,1,2-Trichloroethane	ND	1.0	ug/L	0.32
Trichloroethene	ND	1.0	ug/L	0.16
1,2,3-Trichloropropane	ND	2.5	ug/L	0.77
Vinyl acetate	ND	3.0	ug/L	0.94
Vinyl chloride	ND	1.0	ug/L	0.40
Xylenes (total)	ND	2.0	ug/L	0.19
2-Butanone (MEK)	ND	6.0	ug/L	1.8

SURROGATE	PERCENT RECOVERY	RECOVERY LIMITS
Dibromofluoromethane	84	(79 - 120)
1,2-Dichloroethane-d4	81	(65 - 126)
4-Bromofluorobenzene	90	(75 - 120)
Toluene-d8	104	(78 - 120)

Waste Management

Client Sample ID: MW-2AR

GC/MS Volatiles

Lot-Sample #...: D9G010142-004 **Work Order #...:** LFXHE1A4 **Matrix.....:** GW
Date Sampled...: 06/30/09 08:26 **Date Received..:** 07/01/09
Prep Date.....: 07/07/09 **Analysis Date..:** 07/07/09
Prep Batch #...: 9189470 **Analysis Time..:** 21:19
Dilution Factor: 1

Method.....: SW846 8260B

PARAMETER	RESULT	REPORTING LIMIT	UNITS	MDL
Chlorobenzene	ND	1.0	ug/L	0.17
Dibromochloromethane	ND	1.0	ug/L	0.17
Chloroethane	ND	2.0	ug/L	0.41
Chloromethane	ND	2.0	ug/L	0.30
Dibromomethane	ND	1.0	ug/L	0.17
1,2-Dichlorobenzene	ND	1.0	ug/L	0.13
1,4-Dichlorobenzene	ND	1.0	ug/L	0.16
trans-1,4-Dichloro-2-butene	ND	3.0	ug/L	0.80
1,1-Dichloroethane	ND	1.0	ug/L	0.16
1,2-Dichloroethane	ND	1.0	ug/L	0.13
1,1-Dichloroethene	ND	1.0	ug/L	0.14
cis-1,2-Dichloroethene	ND	1.0	ug/L	0.15
trans-1,2-Dichloroethene	ND	1.0	ug/L	0.15
1,2-Dichloropropane	ND	1.0	ug/L	0.13
cis-1,3-Dichloropropene	ND	1.0	ug/L	0.16
trans-1,3-Dichloropropene	ND	3.0	ug/L	0.19
Ethylbenzene	ND	1.0	ug/L	0.16
Trichlorofluoromethane	ND	2.0	ug/L	0.29
2-Hexanone	ND	5.0	ug/L	1.4
Iodomethane	ND	1.0	ug/L	0.23
Chloroform	ND	1.0	ug/L	0.16
Acetone	ND	10	ug/L	1.9
Acrylonitrile	ND	20	ug/L	1.4
Benzene	ND	1.0	ug/L	0.16
Bromochloromethane	ND	1.0	ug/L	0.10
Bromodichloromethane	ND	1.0	ug/L	0.17
Bromoform	ND	1.0	ug/L	0.19
Bromomethane	ND	2.0	ug/L	0.21
Carbon disulfide	ND	2.0	ug/L	0.45
Carbon tetrachloride	ND	1.0	ug/L	0.19
Methylene chloride	ND	5.0	ug/L	0.32
4-Methyl-2-pentanone	ND	5.0	ug/L	1.0
Styrene	ND	1.0	ug/L	0.17
1,1,1,2-Tetrachloroethane	ND	1.0	ug/L	0.17
1,1,2,2-Tetrachloroethane	ND	1.0	ug/L	0.20
Tetrachloroethene	ND	1.0	ug/L	0.20
Toluene	ND	1.0	ug/L	0.17

(Continued on next page)

Waste Management

Client Sample ID: MW-2AR

GC/MS Volatiles

Lot-Sample #...: D9G010142-004 **Work Order #...:** LFXHE1A4 **Matrix.....:** GW

PARAMETER	RESULT	REPORTING LIMIT	UNITS	MDL
1,1,1-Trichloroethane	ND	1.0	ug/L	0.16
1,1,2-Trichloroethane	ND	1.0	ug/L	0.32
Trichloroethene	ND	1.0	ug/L	0.16
1,2,3-Trichloropropane	ND	2.5	ug/L	0.77
Vinyl acetate	ND	3.0	ug/L	0.94
Vinyl chloride	ND	1.0	ug/L	0.40
Xylenes (total)	ND	2.0	ug/L	0.19
2-Butanone (MEK)	ND	6.0	ug/L	1.8

SURROGATE	PERCENT RECOVERY	RECOVERY LIMITS
Dibromofluoromethane	86	(79 - 120)
1,2-Dichloroethane-d4	90	(65 - 126)
4-Bromofluorobenzene	96	(75 - 120)
Toluene-d8	96	(78 - 120)

Waste Management

Client Sample ID: MW-FL2R

GC/MS Volatiles

Lot-Sample #...: D9G010142-005 **Work Order #...:** LFXHH1A4 **Matrix.....:** GW
Date Sampled...: 06/30/09 07:55 **Date Received..:** 07/01/09
Prep Date.....: 07/07/09 **Analysis Date..:** 07/07/09
Prep Batch #...: 9189290 **Analysis Time..:** 15:37
Dilution Factor: 1

Method.....: SW846 8260B

PARAMETER	RESULT	REPORTING LIMIT	UNITS	MDL
Chloroform	ND	1.0	ug/L	0.16
Acetone	**2.5 J**	**10**	**ug/L**	**1.9**
Acrylonitrile	ND	20	ug/L	1.4
Benzene	ND	1.0	ug/L	0.16
Bromochloromethane	ND	1.0	ug/L	0.10
Bromodichloromethane	ND	1.0	ug/L	0.17
Bromoform	ND	1.0	ug/L	0.19
Bromomethane	ND	2.0	ug/L	0.21
Carbon disulfide	ND	2.0	ug/L	0.45
Carbon tetrachloride	ND	1.0	ug/L	0.19
Chlorobenzene	ND	1.0	ug/L	0.17
Dibromochloromethane	ND	1.0	ug/L	0.17
Chloroethane	ND	2.0	ug/L	0.41
Chloromethane	**0.68 J**	**2.0**	**ug/L**	**0.30**
Dibromomethane	ND	1.0	ug/L	0.17
1,2-Dichlorobenzene	ND	1.0	ug/L	0.13
1,4-Dichlorobenzene	ND	1.0	ug/L	0.16
trans-1,4-Dichloro-2-butene	ND	3.0	ug/L	0.80
1,1-Dichloroethane	ND	1.0	ug/L	0.16
1,2-Dichloroethane	ND	1.0	ug/L	0.13
1,1-Dichloroethene	ND	1.0	ug/L	0.14
cis-1,2-Dichloroethene	ND	1.0	ug/L	0.15
trans-1,2-Dichloroethene	ND	1.0	ug/L	0.15
1,2-Dichloropropane	ND	1.0	ug/L	0.13
cis-1,3-Dichloropropene	ND	1.0	ug/L	0.16
trans-1,3-Dichloropropene	ND	3.0	ug/L	0.19
Ethylbenzene	ND	1.0	ug/L	0.16
Trichlorofluoromethane	ND	2.0	ug/L	0.29
2-Hexanone	ND	5.0	ug/L	1.4
Iodomethane	ND	1.0	ug/L	0.23
Methylene chloride	**0.39 J,B**	**5.0**	**ug/L**	**0.32**
4-Methyl-2-pentanone	ND	5.0	ug/L	1.0
Styrene	ND	1.0	ug/L	0.17
1,1,1,2-Tetrachloroethane	ND	1.0	ug/L	0.17
1,1,2,2-Tetrachloroethane	ND	1.0	ug/L	0.20
Tetrachloroethene	ND	1.0	ug/L	0.20
Toluene	ND	1.0	ug/L	0.17

(Continued on next page)

Waste Management

Client Sample ID: MW-FL2R

GC/MS Volatiles

Lot-Sample #...: D9G010142-005 **Work Order #...:** LFXHH1A4 **Matrix.....:** GW

PARAMETER	RESULT	REPORTING LIMIT	UNITS	MDL
1,1,1-Trichloroethane	ND	1.0	ug/L	0.16
1,1,2-Trichloroethane	ND	1.0	ug/L	0.32
Trichloroethene	ND	1.0	ug/L	0.16
1,2,3-Trichloropropane	ND	2.5	ug/L	0.77
Vinyl acetate	ND	3.0	ug/L	0.94
Vinyl chloride	ND	1.0	ug/L	0.40
Xylenes (total)	ND	2.0	ug/L	0.19
2-Butanone (MEK)	ND	6.0	ug/L	1.8

SURROGATE	PERCENT RECOVERY	RECOVERY LIMITS
Dibromofluoromethane	118	(79 - 120)
1,2-Dichloroethane-d4	113	(65 - 126)
4-Bromofluorobenzene	110	(75 - 120)
Toluene-d8	115	(78 - 120)

NOTE(S):

J Estimated result. Result is less than RL.

B Method blank contamination. The associated method blank contains the target analyte at a reportable level.

Waste Management

Client Sample ID: MW-6AR

GC/MS Volatiles

Lot-Sample #...: D9G010142-006 **Work Order #...:** LFXHK1A4 **Matrix.....:** GW
Date Sampled...: 06/30/09 07:17 **Date Received..:** 07/01/09
Prep Date.....: 07/07/09 **Analysis Date..:** 07/07/09
Prep Batch #...: 9189290 **Analysis Time..:** 16:00
Dilution Factor: 1

Method.....: SW846 8260B

PARAMETER	RESULT	REPORTING LIMIT	UNITS	MDL
Chloroform	ND	1.0	ug/L	0.16
Acetone	ND	10	ug/L	1.9
Acrylonitrile	ND	20	ug/L	1.4
Benzene	ND	1.0	ug/L	0.16
Bromochloromethane	ND	1.0	ug/L	0.10
Bromodichloromethane	ND	1.0	ug/L	0.17
Bromoform	ND	1.0	ug/L	0.19
Bromomethane	ND	2.0	ug/L	0.21
Carbon disulfide	ND	2.0	ug/L	0.45
Carbon tetrachloride	ND	1.0	ug/L	0.19
Chlorobenzene	ND	1.0	ug/L	0.17
Dibromochloromethane	ND	1.0	ug/L	0.17
Chloroethane	ND	2.0	ug/L	0.41
Chloromethane	ND	2.0	ug/L	0.30
Dibromomethane	ND	1.0	ug/L	0.17
1,2-Dichlorobenzene	ND	1.0	ug/L	0.13
1,4-Dichlorobenzene	ND	1.0	ug/L	0.16
trans-1,4-Dichloro-2-butene	ND	3.0	ug/L	0.80
1,1-Dichloroethane	ND	1.0	ug/L	0.16
1,2-Dichloroethane	ND	1.0	ug/L	0.13
1,1-Dichloroethene	ND	1.0	ug/L	0.14
cis-1,2-Dichloroethene	ND	1.0	ug/L	0.15
trans-1,2-Dichloroethene	ND	1.0	ug/L	0.15
1,2-Dichloropropane	ND	1.0	ug/L	0.13
cis-1,3-Dichloropropene	ND	1.0	ug/L	0.16
trans-1,3-Dichloropropene	ND	3.0	ug/L	0.19
Ethylbenzene	ND	1.0	ug/L	0.16
Trichlorofluoromethane	ND	2.0	ug/L	0.29
2-Hexanone	ND	5.0	ug/L	1.4
Iodomethane	ND	1.0	ug/L	0.23
Methylene chloride	**0.39 J,B**	**5.0**	**ug/L**	**0.32**
4-Methyl-2-pentanone	ND	5.0	ug/L	1.0
Styrene	ND	1.0	ug/L	0.17
1,1,1,2-Tetrachloroethane	ND	1.0	ug/L	0.17
1,1,2,2-Tetrachloroethane	ND	1.0	ug/L	0.20
Tetrachloroethene	ND	1.0	ug/L	0.20
Toluene	ND	1.0	ug/L	0.17

(Continued on next page)

Waste Management

Client Sample ID: MW-6AR

GC/MS Volatiles

Lot-Sample #...: D9G010142-006 **Work Order #...:** LFXHK1A4 **Matrix.....:** GW

PARAMETER	RESULT	REPORTING LIMIT	UNITS	MDL
1,1,1-Trichloroethane	ND	1.0	ug/L	0.16
1,1,2-Trichloroethane	ND	1.0	ug/L	0.32
Trichloroethene	ND	1.0	ug/L	0.16
1,2,3-Trichloropropane	ND	2.5	ug/L	0.77
Vinyl acetate	ND	3.0	ug/L	0.94
Vinyl chloride	ND	1.0	ug/L	0.40
Xylenes (total)	ND	2.0	ug/L	0.19
2-Butanone (MEK)	ND	6.0	ug/L	1.8

SURROGATE	PERCENT RECOVERY	RECOVERY LIMITS
Dibromofluoromethane	117	(79 - 120)
1,2-Dichloroethane-d4	110	(65 - 126)
4-Bromofluorobenzene	104	(75 - 120)
Toluene-d8	111	(78 - 120)

NOTE(S):

J Estimated result. Result is less than RL.

B Method blank contamination. The associated method blank contains the target analyte at a reportable level.

Waste Management

Client Sample ID: MW-6BR

GC/MS Volatiles

Lot-Sample #...: D9G010142-007 **Work Order #...:** LFXHL1A4 **Matrix.....:** GW
Date Sampled...: 06/30/09 06:46 **Date Received..:** 07/01/09
Prep Date.....: 07/07/09 **Analysis Date..:** 07/07/09
Prep Batch #...: 9189290 **Analysis Time..:** 16:24
Dilution Factor: 1

Method.....: SW846 8260B

PARAMETER	RESULT	REPORTING LIMIT	UNITS	MDL
Chloroform	**0.47 J**	**1.0**	**ug/L**	**0.16**
Acetone	ND	10	ug/L	1.9
Acrylonitrile	ND	20	ug/L	1.4
Benzene	ND	1.0	ug/L	0.16
Bromochloromethane	ND	1.0	ug/L	0.10
Bromodichloromethane	ND	1.0	ug/L	0.17
Bromoform	ND	1.0	ug/L	0.19
Bromomethane	ND	2.0	ug/L	0.21
Carbon disulfide	ND	2.0	ug/L	0.45
Carbon tetrachloride	ND	1.0	ug/L	0.19
Chlorobenzene	ND	1.0	ug/L	0.17
Dibromochloromethane	ND	1.0	ug/L	0.17
Chloroethane	ND	2.0	ug/L	0.41
Chloromethane	ND	2.0	ug/L	0.30
Dibromomethane	ND	1.0	ug/L	0.17
1,2-Dichlorobenzene	ND	1.0	ug/L	0.13
1,4-Dichlorobenzene	ND	1.0	ug/L	0.16
trans-1,4-Dichloro-2-butene	ND	3.0	ug/L	0.80
1,1-Dichloroethane	ND	1.0	ug/L	0.16
1,2-Dichloroethane	ND	1.0	ug/L	0.13
1,1-Dichloroethene	ND	1.0	ug/L	0.14
cis-1,2-Dichloroethene	ND	1.0	ug/L	0.15
trans-1,2-Dichloroethene	ND	1.0	ug/L	0.15
1,2-Dichloropropane	ND	1.0	ug/L	0.13
cis-1,3-Dichloropropene	ND	1.0	ug/L	0.16
trans-1,3-Dichloropropene	ND	3.0	ug/L	0.19
Ethylbenzene	ND	1.0	ug/L	0.16
Trichlorofluoromethane	ND	2.0	ug/L	0.29
2-Hexanone	ND	5.0	ug/L	1.4
Iodomethane	ND	1.0	ug/L	0.23
Methylene chloride	**0.40 J,B**	**5.0**	**ug/L**	**0.32**
4-Methyl-2-pentanone	ND	5.0	ug/L	1.0
Styrene	ND	1.0	ug/L	0.17
1,1,1,2-Tetrachloroethane	ND	1.0	ug/L	0.17
1,1,2,2-Tetrachloroethane	ND	1.0	ug/L	0.20
Tetrachloroethene	ND	1.0	ug/L	0.20
Toluene	ND	1.0	ug/L	0.17

(Continued on next page)

Waste Management

Client Sample ID: MW-6BR

GC/MS Volatiles

Lot-Sample #...: D9G010142-007 **Work Order #...:** LFXHL1A4 **Matrix.....:** GW

PARAMETER	RESULT	REPORTING LIMIT	UNITS	MDL
1,1,1-Trichloroethane	ND	1.0	ug/L	0.16
1,1,2-Trichloroethane	ND	1.0	ug/L	0.32
Trichloroethene	ND	1.0	ug/L	0.16
1,2,3-Trichloropropane	ND	2.5	ug/L	0.77
Vinyl acetate	ND	3.0	ug/L	0.94
Vinyl chloride	ND	1.0	ug/L	0.40
Xylenes (total)	ND	2.0	ug/L	0.19
2-Butanone (MEK)	ND	6.0	ug/L	1.8

SURROGATE	PERCENT RECOVERY	RECOVERY LIMITS
Dibromofluoromethane	115	(79 - 120)
1,2-Dichloroethane-d4	110	(65 - 126)
4-Bromofluorobenzene	106	(75 - 120)
Toluene-d8	107	(78 - 120)

NOTE(S):

J Estimated result. Result is less than RL.

B Method blank contamination. The associated method blank contains the target analyte at a reportable level.

Waste Management

Client Sample ID: EQUIPMENT BLANK 1

GC/MS Volatiles

Lot-Sample #...: D9G010142-008 **Work Order #...:** LFXHN1A4 **Matrix.....:** OW
Date Sampled...: 06/30/09 10:40 **Date Received..:** 07/01/09
Prep Date.....: 07/07/09 **Analysis Date..:** 07/07/09
Prep Batch #...: 9189290 **Analysis Time..:** 16:47
Dilution Factor: 1
Method.....: SW846 8260B

PARAMETER	RESULT	REPORTING LIMIT	UNITS	MDL
Chloroform	ND	1.0	ug/L	0.16
Acetone	ND	10	ug/L	1.9
Acrylonitrile	ND	20	ug/L	1.4
Benzene	ND	1.0	ug/L	0.16
Bromochloromethane	ND	1.0	ug/L	0.10
Bromodichloromethane	ND	1.0	ug/L	0.17
Bromoform	ND	1.0	ug/L	0.19
Bromomethane	ND	2.0	ug/L	0.21
Carbon disulfide	ND	2.0	ug/L	0.45
Carbon tetrachloride	ND	1.0	ug/L	0.19
Chlorobenzene	ND	1.0	ug/L	0.17
Dibromochloromethane	ND	1.0	ug/L	0.17
Chloroethane	ND	2.0	ug/L	0.41
Chloromethane	ND	2.0	ug/L	0.30
Dibromomethane	ND	1.0	ug/L	0.17
1,2-Dichlorobenzene	ND	1.0	ug/L	0.13
1,4-Dichlorobenzene	ND	1.0	ug/L	0.16
trans-1,4-Dichloro-2-butene	ND	3.0	ug/L	0.80
1,1-Dichloroethane	ND	1.0	ug/L	0.16
1,2-Dichloroethane	ND	1.0	ug/L	0.13
1,1-Dichloroethene	ND	1.0	ug/L	0.14
cis-1,2-Dichloroethene	ND	1.0	ug/L	0.15
trans-1,2-Dichloroethene	ND	1.0	ug/L	0.15
1,2-Dichloropropane	ND	1.0	ug/L	0.13
cis-1,3-Dichloropropene	ND	1.0	ug/L	0.16
trans-1,3-Dichloropropene	ND	3.0	ug/L	0.19
Ethylbenzene	ND	1.0	ug/L	0.16
Trichlorofluoromethane	ND	2.0	ug/L	0.29
2-Hexanone	ND	5.0	ug/L	1.4
Iodomethane	ND	1.0	ug/L	0.23
Methylene chloride	**3.0 J,B**	**5.0**	**ug/L**	**0.32**
4-Methyl-2-pentanone	ND	5.0	ug/L	1.0
Styrene	ND	1.0	ug/L	0.17
1,1,1,2-Tetrachloroethane	ND	1.0	ug/L	0.17
1,1,2,2-Tetrachloroethane	ND	1.0	ug/L	0.20
Tetrachloroethene	ND	1.0	ug/L	0.20
Toluene	ND	1.0	ug/L	0.17

(Continued on next page)

Waste Management

Client Sample ID: EQUIPMENT BLANK 1

GC/MS Volatiles

Lot-Sample #...: D9G010142-008 **Work Order #...:** LFXHN1A4 **Matrix.....:** OW

PARAMETER	RESULT	REPORTING LIMIT	UNITS	MDL
1,1,1-Trichloroethane	ND	1.0	ug/L	0.16
1,1,2-Trichloroethane	ND	1.0	ug/L	0.32
Trichloroethene	ND	1.0	ug/L	0.16
1,2,3-Trichloropropane	ND	2.5	ug/L	0.77
Vinyl acetate	ND	3.0	ug/L	0.94
Vinyl chloride	ND	1.0	ug/L	0.40
Xylenes (total)	ND	2.0	ug/L	0.19
2-Butanone (MEK)	ND	6.0	ug/L	1.8

SURROGATE	PERCENT RECOVERY	RECOVERY LIMITS
Dibromofluoromethane	115	(79 - 120)
1,2-Dichloroethane-d4	113	(65 - 126)
4-Bromofluorobenzene	105	(75 - 120)
Toluene-d8	110	(78 - 120)

NOTE(S):

J Estimated result. Result is less than RL.

B Method blank contamination. The associated method blank contains the target analyte at a reportable level.

Waste Management

Client Sample ID: FIELD BLANK 1

GC/MS Volatiles

Lot-Sample #...: D9G010142-009 **Work Order #...:** LFXHR1A4 **Matrix.....:** OW
Date Sampled...: 06/30/09 11:00 **Date Received..:** 07/01/09
Prep Date.....: 07/07/09 **Analysis Date..:** 07/07/09
Prep Batch #...: 9189290 **Analysis Time..:** 17:11
Dilution Factor: 1
Method.....: SW846 8260B

PARAMETER	RESULT	REPORTING LIMIT	UNITS	MDL
Chloroform	ND	1.0	ug/L	0.16
Acetone	ND	10	ug/L	1.9
Acrylonitrile	ND	20	ug/L	1.4
Benzene	ND	1.0	ug/L	0.16
Bromochloromethane	ND	1.0	ug/L	0.10
Bromodichloromethane	ND	1.0	ug/L	0.17
Bromoform	ND	1.0	ug/L	0.19
Bromomethane	ND	2.0	ug/L	0.21
Carbon disulfide	ND	2.0	ug/L	0.45
Carbon tetrachloride	ND	1.0	ug/L	0.19
Chlorobenzene	ND	1.0	ug/L	0.17
Dibromochloromethane	ND	1.0	ug/L	0.17
Chloroethane	ND	2.0	ug/L	0.41
Chloromethane	ND	2.0	ug/L	0.30
Dibromomethane	ND	1.0	ug/L	0.17
1,2-Dichlorobenzene	ND	1.0	ug/L	0.13
1,4-Dichlorobenzene	ND	1.0	ug/L	0.16
trans-1,4-Dichloro-2-butene	ND	3.0	ug/L	0.80
1,1-Dichloroethane	ND	1.0	ug/L	0.16
1,2-Dichloroethane	ND	1.0	ug/L	0.13
1,1-Dichloroethene	ND	1.0	ug/L	0.14
cis-1,2-Dichloroethene	ND	1.0	ug/L	0.15
trans-1,2-Dichloroethene	ND	1.0	ug/L	0.15
1,2-Dichloropropane	ND	1.0	ug/L	0.13
cis-1,3-Dichloropropene	ND	1.0	ug/L	0.16
trans-1,3-Dichloropropene	ND	3.0	ug/L	0.19
Ethylbenzene	ND	1.0	ug/L	0.16
Trichlorofluoromethane	ND	2.0	ug/L	0.29
2-Hexanone	ND	5.0	ug/L	1.4
Iodomethane	ND	1.0	ug/L	0.23
Methylene chloride	**1.4 J,B**	**5.0**	**ug/L**	**0.32**
4-Methyl-2-pentanone	ND	5.0	ug/L	1.0
Styrene	ND	1.0	ug/L	0.17
1,1,1,2-Tetrachloroethane	ND	1.0	ug/L	0.17
1,1,2,2-Tetrachloroethane	ND	1.0	ug/L	0.20
Tetrachloroethene	ND	1.0	ug/L	0.20
Toluene	ND	1.0	ug/L	0.17

(Continued on next page)

Waste Management

Client Sample ID: FIELD BLANK 1

GC/MS Volatiles

Lot-Sample #...: D9G010142-009 **Work Order #...:** LFXHR1A4 **Matrix.....:** OW

PARAMETER	RESULT	REPORTING LIMIT	UNITS	MDL
1,1,1-Trichloroethane	ND	1.0	ug/L	0.16
1,1,2-Trichloroethane	ND	1.0	ug/L	0.32
Trichloroethene	ND	1.0	ug/L	0.16
1,2,3-Trichloropropane	ND	2.5	ug/L	0.77
Vinyl acetate	ND	3.0	ug/L	0.94
Vinyl chloride	ND	1.0	ug/L	0.40
Xylenes (total)	ND	2.0	ug/L	0.19
2-Butanone (MEK)	ND	6.0	ug/L	1.8

SURROGATE	PERCENT RECOVERY	RECOVERY LIMITS
Dibromofluoromethane	118	(79 - 120)
1,2-Dichloroethane-d4	112	(65 - 126)
4-Bromofluorobenzene	107	(75 - 120)
Toluene-d8	111	(78 - 120)

NOTE(S):

J Estimated result. Result is less than RL.

B Method blank contamination. The associated method blank contains the target analyte at a reportable level.

Waste Management

Client Sample ID: TRIP BLANK 1

GC/MS Volatiles

Lot-Sample #...: D9G010142-010 **Work Order #...:** LFXHT1AA **Matrix.....:** OW
Date Sampled...: 06/30/09 **Date Received..:** 07/01/09
Prep Date.....: 07/07/09 **Analysis Date..:** 07/07/09
Prep Batch #...: 9189290 **Analysis Time..:** 17:34
Dilution Factor: 1

Method.....: SW846 8260B

PARAMETER	RESULT	REPORTING LIMIT	UNITS	MDL
Acetone	ND	10	ug/L	1.9
Acrylonitrile	ND	20	ug/L	1.4
Benzene	ND	1.0	ug/L	0.16
Bromochloromethane	ND	1.0	ug/L	0.10
Bromodichloromethane	ND	1.0	ug/L	0.17
Bromoform	ND	1.0	ug/L	0.19
Bromomethane	ND	2.0	ug/L	0.21
Carbon disulfide	ND	2.0	ug/L	0.45
Carbon tetrachloride	ND	1.0	ug/L	0.19
Chlorobenzene	ND	1.0	ug/L	0.17
Dibromochloromethane	ND	1.0	ug/L	0.17
Chloroethane	ND	2.0	ug/L	0.41
Chloroform	ND	1.0	ug/L	0.16
Chloromethane	ND	2.0	ug/L	0.30
Dibromomethane	ND	1.0	ug/L	0.17
1,2-Dichlorobenzene	ND	1.0	ug/L	0.13
1,4-Dichlorobenzene	ND	1.0	ug/L	0.16
trans-1,4-Dichloro-2-butene	ND	3.0	ug/L	0.80
1,1-Dichloroethane	ND	1.0	ug/L	0.16
1,2-Dichloroethane	ND	1.0	ug/L	0.13
1,1-Dichloroethene	ND	1.0	ug/L	0.14
cis-1,2-Dichloroethene	ND	1.0	ug/L	0.15
trans-1,2-Dichloroethene	ND	1.0	ug/L	0.15
1,2-Dichloropropane	ND	1.0	ug/L	0.13
cis-1,3-Dichloropropene	ND	1.0	ug/L	0.16
trans-1,3-Dichloropropene	ND	3.0	ug/L	0.19
Ethylbenzene	ND	1.0	ug/L	0.16
Trichlorofluoromethane	ND	2.0	ug/L	0.29
2-Hexanone	ND	5.0	ug/L	1.4
Iodomethane	ND	1.0	ug/L	0.23
Methylene chloride	**0.73 J,B**	**5.0**	**ug/L**	**0.32**
4-Methyl-2-pentanone	ND	5.0	ug/L	1.0
Styrene	ND	1.0	ug/L	0.17
1,1,1,2-Tetrachloroethane	ND	1.0	ug/L	0.17
1,1,2,2-Tetrachloroethane	ND	1.0	ug/L	0.20
Tetrachloroethene	ND	1.0	ug/L	0.20
Toluene	ND	1.0	ug/L	0.17

(Continued on next page)

Waste Management

Client Sample ID: TRIP BLANK 1

GC/MS Volatiles

Lot-Sample #...: D9G010142-010 **Work Order #...:** LFXHT1AA **Matrix.....:** OW

PARAMETER	RESULT	REPORTING LIMIT	UNITS	MDL
1,1,1-Trichloroethane	ND	1.0	ug/L	0.16
1,1,2-Trichloroethane	ND	1.0	ug/L	0.32
Trichloroethene	ND	1.0	ug/L	0.16
1,2,3-Trichloropropane	ND	2.5	ug/L	0.77
Vinyl acetate	ND	3.0	ug/L	0.94
Vinyl chloride	ND	1.0	ug/L	0.40
Xylenes (total)	ND	2.0	ug/L	0.19
2-Butanone (MEK)	ND	6.0	ug/L	1.8

SURROGATE	PERCENT RECOVERY	RECOVERY LIMITS
Dibromofluoromethane	118	(79 - 120)
1,2-Dichloroethane-d4	113	(65 - 126)
4-Bromofluorobenzene	104	(75 - 120)
Toluene-d8	108	(78 - 120)

NOTE(S):

J Estimated result. Result is less than RL.

B Method blank contamination. The associated method blank contains the target analyte at a reportable level.

Waste Management

Client Sample ID: MW-4B

GC Semivolatiles

Lot-Sample #...: D9F270122-001 **Work Order #...:** LFQPE1A0 **Matrix.....:** GW
Date Sampled...: 06/26/09 11:37 **Date Received..:** 06/27/09
Prep Date.....: 06/29/09 **Analysis Date..:** 06/29/09
Prep Batch #...: 9180295 **Analysis Time..:** 15:12
Dilution Factor: 1

Method.....: EPA-DW 504.1

PARAMETER	RESULT	REPORTING LIMIT	UNITS	MDL
1,2-Dibromo-3-chloropropane (DBCP)	ND	0.020	ug/L	0.0068
1,2-Dibromoethane (EDB)	ND	0.020	ug/L	0.0037

SURROGATE	PERCENT RECOVERY	RECOVERY LIMITS
1,2-Dibromopropane	109	(70 - 130)

Waste Management

Client Sample ID: MW-5A

GC Semivolatiles

Lot-Sample #...: D9F270122-002 **Work Order #...:** LFQPT1AA **Matrix.....:** GW
Date Sampled...: 06/26/09 11:02 **Date Received..:** 06/27/09
Prep Date.....: 06/29/09 **Analysis Date..:** 06/29/09
Prep Batch #...: 9180295 **Analysis Time..:** 15:32
Dilution Factor: 1

Method.....: EPA-DW 504.1

PARAMETER	RESULT	REPORTING LIMIT	UNITS	MDL
1,2-Dibromo-3-chloropropane (DBCP)	ND	0.020	ug/L	0.0068
1,2-Dibromoethane (EDB)	ND	0.020	ug/L	0.0037

SURROGATE	PERCENT RECOVERY	RECOVERY LIMITS
1,2-Dibromopropane	105	(70 - 130)

Waste Management

Client Sample ID: MW-5B

GC Semivolatiles

Lot-Sample #...: D9F270122-003 **Work Order #...:** LFQPX1AA **Matrix.....:** GW
Date Sampled...: 06/26/09 10:34 **Date Received..:** 06/27/09
Prep Date.....: 06/29/09 **Analysis Date..:** 06/29/09
Prep Batch #...: 9180295 **Analysis Time..:** 15:52
Dilution Factor: 1

Method.....: EPA-DW 504.1

PARAMETER	RESULT	REPORTING LIMIT	UNITS	MDL
1,2-Dibromo-3-chloropropane (DBCP)	ND	0.020	ug/L	0.0068
1,2-Dibromoethane (EDB)	ND	0.020	ug/L	0.0037

SURROGATE	PERCENT RECOVERY	RECOVERY LIMITS
1,2-Dibromopropane	110	(70 - 130)

Waste Management

Client Sample ID: MW-7A

GC Semivolatiles

Lot-Sample #...: D9F270122-004 **Work Order #...:** LFQP21AA **Matrix.....:** GW
Date Sampled...: 06/26/09 10:04 **Date Received..:** 06/27/09
Prep Date.....: 06/29/09 **Analysis Date..:** 06/29/09
Prep Batch #...: 9180295 **Analysis Time..:** 16:13
Dilution Factor: 1

Method.....: EPA-DW 504.1

PARAMETER	RESULT	REPORTING LIMIT	UNITS	MDL
1,2-Dibromo-3-chloropropane (DBCP)	ND	0.020	ug/L	0.0068
1,2-Dibromoethane (EDB)	ND	0.020	ug/L	0.0037

SURROGATE	PERCENT RECOVERY	RECOVERY LIMITS
1,2-Dibromopropane	106	(70 - 130)

Waste Management

Client Sample ID: MW-7B

GC Semivolatiles

Lot-Sample #...: D9F270122-005 **Work Order #...:** LFQP31AA **Matrix.....:** GW
Date Sampled...: 06/26/09 09:33 **Date Received..:** 06/27/09
Prep Date.....: 06/29/09 **Analysis Date..:** 06/29/09
Prep Batch #...: 9180295 **Analysis Time..:** 16:33
Dilution Factor: 1

Method.....: EPA-DW 504.1

PARAMETER	RESULT	REPORTING LIMIT	UNITS	MDL
1,2-Dibromo-3-chloropropane (DBCP)	ND	0.020	ug/L	0.0068
1,2-Dibromoethane (EDB)	ND	0.020	ug/L	0.0037

SURROGATE	PERCENT RECOVERY	RECOVERY LIMITS
1,2-Dibromopropane	108	(70 - 130)

Waste Management

Client Sample ID: MW-1A

GC Semivolatiles

Lot-Sample #...: D9F270122-006 **Work Order #...:** LFQP51AA **Matrix.....:** GW
Date Sampled...: 06/26/09 09:02 **Date Received..:** 06/27/09
Prep Date.....: 06/29/09 **Analysis Date..:** 06/29/09
Prep Batch #...: 9180295 **Analysis Time..:** 16:53
Dilution Factor: 1

Method.....: EPA-DW 504.1

PARAMETER	RESULT	REPORTING LIMIT	UNITS	MDL
1,2-Dibromo-3-chloropropane (DBCP)	ND	0.020	ug/L	0.0068
1,2-Dibromoethane (EDB)	ND	0.020	ug/L	0.0037

SURROGATE	PERCENT RECOVERY	RECOVERY LIMITS
1,2-Dibromopropane	96	(70 - 130)

Waste Management

Client Sample ID: MW-1B

GC Semivolatiles

Lot-Sample #...: D9F270122-007 **Work Order #...:** LFQQA1AA **Matrix.....:** GW
Date Sampled...: 06/26/09 08:30 **Date Received..:** 06/27/09
Prep Date.....: 07/07/09 **Analysis Date..:** 07/07/09
Prep Batch #...: 9181403 **Analysis Time..:** 14:49
Dilution Factor: 1

Method.....: EPA-DW 504.1

PARAMETER	RESULT	REPORTING LIMIT	UNITS	MDL
1,2-Dibromo-3-chloropropane (DBCP)	ND	0.020	ug/L	0.0068
1,2-Dibromoethane (EDB)	ND	0.020	ug/L	0.0037

SURROGATE	PERCENT RECOVERY	RECOVERY LIMITS
1,2-Dibromopropane	78	(70 - 130)

Waste Management

Client Sample ID: MW-FL3

GC Semivolatiles

Lot-Sample #...: D9F270122-008 **Work Order #...:** LFQQG1AA **Matrix.....:** GW
Date Sampled...: 06/26/09 07:45 **Date Received..:** 06/27/09
Prep Date.....: 07/07/09 **Analysis Date..:** 07/07/09
Prep Batch #...: 9181403 **Analysis Time..:** 15:09
Dilution Factor: 1

Method.....: EPA-DW 504.1

PARAMETER	RESULT	REPORTING LIMIT	UNITS	MDL
1,2-Dibromo-3-chloropropane (DBCP)	ND	0.020	ug/L	0.0068
1,2-Dibromoethane (EDB)	ND	0.020	ug/L	0.0037

SURROGATE	PERCENT RECOVERY	RECOVERY LIMITS
1,2-Dibromopropane	93	(70 - 130)

Waste Management

Client Sample ID: MW-3B

GC Semivolatiles

Lot-Sample #...: D9F270122-009 **Work Order #...:** LFQQL1AA **Matrix.....:** GW
Date Sampled...: 06/26/09 13:10 **Date Received..:** 06/27/09
Prep Date.....: 07/07/09 **Analysis Date..:** 07/07/09
Prep Batch #...: 9181403 **Analysis Time..:** 15:30
Dilution Factor: 1

Method.....: EPA-DW 504.1

PARAMETER	RESULT	REPORTING LIMIT	UNITS	MDL
1,2-Dibromo-3-chloropropane (DBCP)	ND	0.020	ug/L	0.0068
1,2-Dibromoethane (EDB)	ND	0.020	ug/L	0.0037

SURROGATE	PERCENT RECOVERY	RECOVERY LIMITS
1,2-Dibromopropane	85	(70 - 130)

Waste Management

Client Sample ID: MW-FL1

GC Semivolatiles

Lot-Sample #...: D9F270122-010 **Work Order #...:** LFQQP1AA **Matrix.....:** GW
Date Sampled...: 06/26/09 13:44 **Date Received..:** 06/27/09
Prep Date.....: 07/07/09 **Analysis Date..:** 07/08/09
Prep Batch #...: 9181403 **Analysis Time..:** 09:12
Dilution Factor: 1

Method.....: EPA-DW 504.1

PARAMETER	RESULT	REPORTING LIMIT	UNITS	MDL
1,2-Dibromo-3-chloropropane (DBCP)	ND	0.020	ug/L	0.0068
1,2-Dibromoethane (EDB)	ND	0.020	ug/L	0.0037

SURROGATE	PERCENT RECOVERY	RECOVERY LIMITS
1,2-Dibromopropane	94	(70 - 130)

Waste Management

Client Sample ID: MW-4A

GC Semivolatiles

Lot-Sample #...: D9F270122-011 **Work Order #...:** LFQQR1AA **Matrix.....:** GW
Date Sampled...: 06/26/09 12:09 **Date Received..:** 06/27/09
Prep Date.....: 07/07/09 **Analysis Date..:** 07/07/09
Prep Batch #...: 9181403 **Analysis Time..:** 16:10
Dilution Factor: 1

Method.....: EPA-DW 504.1

PARAMETER	RESULT	REPORTING LIMIT	UNITS	MDL
1,2-Dibromo-3-chloropropane (DBCP)	ND	0.020	ug/L	0.0068
1,2-Dibromoethane (EDB)	ND	0.020	ug/L	0.0037

SURROGATE	PERCENT RECOVERY	RECOVERY LIMITS
1,2-Dibromopropane	73	(70 - 130)

Waste Management

Client Sample ID: MW-8R

GC Semivolatiles

Lot-Sample #...: D9G010142-001 **Work Order #...:** LFXA41A0 **Matrix.....:** WG
Date Sampled...: 06/30/09 10:15 **Date Received..:** 07/01/09
Prep Date.....: 07/09/09 **Analysis Date..:** 07/09/09
Prep Batch #...: 9190341 **Analysis Time..:** 15:11
Dilution Factor: 1

Method.....: EPA-DW 504.1

PARAMETER	RESULT	REPORTING LIMIT	UNITS	MDL
1,2-Dibromo-3-chloropropane (DBCP)	ND	0.020	ug/L	0.0068
1,2-Dibromoethane (EDB)	ND	0.020	ug/L	0.0037

SURROGATE	PERCENT RECOVERY	RECOVERY LIMITS
1,2-Dibromopropane	86	(70 - 130)

Waste Management

Client Sample ID: MW-3A

GC Semivolatiles

Lot-Sample #...: D9G010142-002 **Work Order #...:** LFXG81AA **Matrix.....:** GW
Date Sampled...: 06/30/09 09:36 **Date Received..:** 07/01/09
Prep Date.....: 07/09/09 **Analysis Date..:** 07/09/09
Prep Batch #...: 9190341 **Analysis Time..:** 15:31
Dilution Factor: 1

Method.....: EPA-DW 504.1

PARAMETER	RESULT	REPORTING LIMIT	UNITS	MDL
1,2-Dibromo-3-chloropropane (DBCP)	ND	0.020	ug/L	0.0068
1,2-Dibromoethane (EDB)	ND	0.020	ug/L	0.0037

SURROGATE	PERCENT RECOVERY	RECOVERY LIMITS
1,2-Dibromopropane	100	(70 - 130)

Waste Management

Client Sample ID: MW-2B

GC Semivolatiles

Lot-Sample #...: D9G010142-003 **Work Order #...:** LFXHC1AA **Matrix.....:** GW
Date Sampled...: 06/30/09 09:01 **Date Received..:** 07/01/09
Prep Date.....: 07/09/09 **Analysis Date..:** 07/09/09
Prep Batch #...: 9190341 **Analysis Time..:** 15:51
Dilution Factor: 1

Method.....: EPA-DW 504.1

PARAMETER	RESULT	REPORTING LIMIT	UNITS	MDL
1,2-Dibromo-3-chloropropane (DBCP)	ND	0.020	ug/L	0.0068
1,2-Dibromoethane (EDB)	ND	0.020	ug/L	0.0037

SURROGATE	PERCENT RECOVERY	RECOVERY LIMITS
1,2-Dibromopropane	94	(70 - 130)

Waste Management

Client Sample ID: MW-2AR

GC Semivolatiles

Lot-Sample #...: D9G010142-004 **Work Order #...:** LFXHE1AA **Matrix.....:** GW
Date Sampled...: 06/30/09 08:26 **Date Received..:** 07/01/09
Prep Date.....: 07/09/09 **Analysis Date..:** 07/09/09
Prep Batch #...: 9190341 **Analysis Time..:** 16:12
Dilution Factor: 1

Method.....: EPA-DW 504.1

PARAMETER	RESULT	REPORTING LIMIT	UNITS	MDL
1,2-Dibromo-3-chloropropane (DBCP)	ND	0.020	ug/L	0.0068
1,2-Dibromoethane (EDB)	ND	0.020	ug/L	0.0037

SURROGATE	PERCENT RECOVERY	RECOVERY LIMITS
1,2-Dibromopropane	90	(70 - 130)

Waste Management

Client Sample ID: MW-FL2R

GC Semivolatiles

Lot-Sample #...: D9G010142-005 **Work Order #...:** LFXHH1AA **Matrix.....:** GW
Date Sampled...: 06/30/09 07:55 **Date Received..:** 07/01/09
Prep Date.....: 07/09/09 **Analysis Date..:** 07/09/09
Prep Batch #...: 9190341 **Analysis Time..:** 16:32
Dilution Factor: 1

Method.....: EPA-DW 504.1

PARAMETER	RESULT	REPORTING LIMIT	UNITS	MDL
1,2-Dibromo-3-chloropropane (DBCP)	ND	0.020	ug/L	0.0068
1,2-Dibromoethane (EDB)	ND	0.020	ug/L	0.0037

SURROGATE	PERCENT RECOVERY	RECOVERY LIMITS
1,2-Dibromopropane	95	(70 - 130)

Waste Management

Client Sample ID: MW-6AR

GC Semivolatiles

Lot-Sample #...: D9G010142-006 **Work Order #...:** LFXHK1AA **Matrix.....:** GW
Date Sampled...: 06/30/09 07:17 **Date Received..:** 07/01/09
Prep Date.....: 07/09/09 **Analysis Date..:** 07/09/09
Prep Batch #...: 9190341 **Analysis Time..:** 16:52
Dilution Factor: 1

Method.....: EPA-DW 504.1

PARAMETER	RESULT	REPORTING LIMIT	UNITS	MDL
1,2-Dibromo-3-chloropropane (DBCP)	ND	0.020	ug/L	0.0068
1,2-Dibromoethane (EDB)	ND	0.020	ug/L	0.0037

SURROGATE	PERCENT RECOVERY	RECOVERY LIMITS
1,2-Dibromopropane	95	(70 - 130)

Waste Management

Client Sample ID: MW-6BR

GC Semivolatiles

Lot-Sample #...: D9G010142-007 **Work Order #...:** LFXHL1AA **Matrix.....:** GW
Date Sampled...: 06/30/09 06:46 **Date Received..:** 07/01/09
Prep Date.....: 07/09/09 **Analysis Date..:** 07/09/09
Prep Batch #...: 9190341 **Analysis Time..:** 17:13
Dilution Factor: 1

Method.....: EPA-DW 504.1

PARAMETER	RESULT	REPORTING LIMIT	UNITS	MDL
1,2-Dibromo-3-chloropropane (DBCP)	ND	0.020	ug/L	0.0068
1,2-Dibromoethane (EDB)	ND	0.020	ug/L	0.0037

SURROGATE	PERCENT RECOVERY	RECOVERY LIMITS
1,2-Dibromopropane	90	(70 - 130)

Waste Management

Client Sample ID: EQUIPMENT BLANK 1

GC Semivolatiles

Lot-Sample #...: D9G010142-008 **Work Order #...:** LFXHN1AA **Matrix.....:** OW
Date Sampled...: 06/30/09 10:40 **Date Received..:** 07/01/09
Prep Date.....: 07/09/09 **Analysis Date..:** 07/09/09
Prep Batch #...: 9190341 **Analysis Time..:** 17:33
Dilution Factor: 1

Method.....: EPA-DW 504.1

PARAMETER	RESULT	REPORTING LIMIT	UNITS	MDL
1,2-Dibromo-3-chloropropane (DBCP)	ND	0.020	ug/L	0.0068
1,2-Dibromoethane (EDB)	ND	0.020	ug/L	0.0037

SURROGATE	PERCENT RECOVERY	RECOVERY LIMITS
1,2-Dibromopropane	95	(70 - 130)

Waste Management

Client Sample ID: FIELD BLANK 1

GC Semivolatiles

Lot-Sample #...: D9G010142-009 **Work Order #...:** LFXHR1AA **Matrix.....:** OW
Date Sampled...: 06/30/09 11:00 **Date Received..:** 07/01/09
Prep Date.....: 07/09/09 **Analysis Date..:** 07/09/09
Prep Batch #...: 9190341 **Analysis Time..:** 17:54
Dilution Factor: 1

Method.....: EPA-DW 504.1

PARAMETER	RESULT	REPORTING LIMIT	UNITS	MDL
1,2-Dibromo-3-chloropropane (DBCP)	ND	0.020	ug/L	0.0068
1,2-Dibromoethane (EDB)	ND	0.020	ug/L	0.0037

SURROGATE	PERCENT RECOVERY	RECOVERY LIMITS
1,2-Dibromopropane	95	(70 - 130)

Waste Management

Client Sample ID: MW-4B

TOTAL Metals

Lot-Sample #...: D9F270122-001 **Matrix.....:** GW
Date Sampled...: 06/26/09 11:37 **Date Received..:** 06/27/09

PARAMETER	RESULT	REPORTING LIMIT	UNITS	METHOD	PREPARATION-ANALYSIS DATE	WORK ORDER #
Prep Batch #...: 9180194						
Mercury	**0.085 B,J**	**0.20**	**ug/L**	**SW846 7470A**	**06/29/09**	**LFQPE1AC**
		Dilution Factor: 1		Analysis Time..: 17:59	MDL.....: 0.027	
Prep Batch #...: 9180472						
Silver	ND	10	ug/L	SW846 6010B	06/30-07/01/09	LFQPE1AD
		Dilution Factor: 1		Analysis Time..: 20:17	MDL.....: 0.93	
Barium	**20**	**10**	**ug/L**	**SW846 6010B**	**06/30-07/01/09**	**LFQPE1AE**
		Dilution Factor: 1		Analysis Time..: 20:17	MDL.....: 0.58	
Cadmium	ND	5.0	ug/L	SW846 6010B	06/30-07/01/09	LFQPE1AF
		Dilution Factor: 1		Analysis Time..: 20:17	MDL.....: 0.45	
Chromium	ND	10	ug/L	SW846 6010B	06/30-07/01/09	LFQPE1AG
		Dilution Factor: 1		Analysis Time..: 20:17	MDL.....: 0.66	
Copper	ND	15	ug/L	SW846 6010B	06/30-07/01/09	LFQPE1AH
		Dilution Factor: 1		Analysis Time..: 20:17	MDL.....: 1.4	
Lead	ND	9.0	ug/L	SW846 6010B	06/30-07/01/09	LFQPE1AJ
		Dilution Factor: 1		Analysis Time..: 20:17	MDL.....: 2.6	
Selenium	ND	15	ug/L	SW846 6010B	06/30-07/01/09	LFQPE1AK
		Dilution Factor: 1		Analysis Time..: 20:17	MDL.....: 4.9	
Zinc	**8.9 B,J**	**20**	**ug/L**	**SW846 6010B**	**06/30-07/01/09**	**LFQPE1AL**
		Dilution Factor: 1		Analysis Time..: 20:17	MDL.....: 4.5	
Iron	**73 B**	**100**	**ug/L**	**SW846 6010B**	**06/30-07/02/09**	**LFQPE1AM**
		Dilution Factor: 1		Analysis Time..: 15:46	MDL.....: 22	
Cobalt	ND	10	ug/L	SW846 6010B	06/30-07/01/09	LFQPE1AN
		Dilution Factor: 1		Analysis Time..: 20:17	MDL.....: 1.2	
Nickel	**2.7 B**	**40**	**ug/L**	**SW846 6010B**	**06/30-07/01/09**	**LFQPE1AP**
		Dilution Factor: 1		Analysis Time..: 20:17	MDL.....: 1.3	
Vanadium	ND	10	ug/L	SW846 6010B	06/30-07/01/09	LFQPE1AQ
		Dilution Factor: 1		Analysis Time..: 20:17	MDL.....: 1.1	

(Continued on next page)

Waste Management

Client Sample ID: MW-4B

TOTAL Metals

Lot-Sample #...: D9F270122-001 **Matrix.....:** GW

PARAMETER	RESULT	REPORTING LIMIT	UNITS	METHOD	PREPARATION-ANALYSIS DATE	WORK ORDER #
Sodium	**2800**	**1000**	**ug/L**	**SW846 6010B**	**06/30-07/01/09**	**LFQPE1AV**
		Dilution Factor: 1		Analysis Time..: 20:17	MDL.....: 92	
Aluminum	**180**	**100**	**ug/L**	**SW846 6010B**	**06/30-07/01/09**	**LFQPE1A7**
		Dilution Factor: 1		Analysis Time..: 20:17	MDL.....: 18	
Manganese	**9.6 B**	**10**	**ug/L**	**SW846 6010B**	**06/30-07/01/09**	**LFQPE1A8**
		Dilution Factor: 1		Analysis Time..: 20:17	MDL.....: 0.25	
Prep Batch #...: 9180481						
Arsenic	**0.25 B**	**5.0**	**ug/L**	**SW846 6020**	**06/30-07/03/09**	**LFQPE1AW**
		Dilution Factor: 1		Analysis Time..: 06:06	MDL.....: 0.21	
Antimony	**0.21 B**	**2.0**	**ug/L**	**SW846 6020**	**06/30-07/03/09**	**LFQPE1A1**
		Dilution Factor: 1		Analysis Time..: 06:06	MDL.....: 0.070	
Thallium	ND	1.0	ug/L	SW846 6020	06/30-07/03/09	LFQPE1A2
		Dilution Factor: 1		Analysis Time..: 06:06	MDL.....: 0.020	
Beryllium	ND	1.0	ug/L	SW846 6020	06/30-07/03/09	LFQPE1A3
		Dilution Factor: 1		Analysis Time..: 06:06	MDL.....: 0.080	

NOTE(S):

B Estimated result. Result is less than RL.

J Method blank contamination. The associated method blank contains the target analyte at a reportable level.

Waste Management

Client Sample ID: MW-5A

TOTAL Metals

Lot-Sample #...: D9F270122-002 **Matrix.....:** GW
Date Sampled...: 06/26/09 11:02 **Date Received..:** 06/27/09

PARAMETER	RESULT	REPORTING LIMIT	UNITS	METHOD	PREPARATION-ANALYSIS DATE	WORK ORDER #
Prep Batch #...: 9180194						
Mercury	**0.058 B,J**	**0.20**	**ug/L**	**SW846 7470A**	**06/29/09**	**LFQPT1AH**
		Dilution Factor: 1		Analysis Time..: 18:06	MDL.....: 0.027	
Prep Batch #...: 9180472						
Silver	ND	10	ug/L	SW846 6010B	06/30-07/01/09	LFQPT1AJ
		Dilution Factor: 1		Analysis Time..: 20:20	MDL.....: 0.93	
Barium	**32**	**10**	**ug/L**	**SW846 6010B**	**06/30-07/01/09**	**LFQPT1AK**
		Dilution Factor: 1		Analysis Time..: 20:20	MDL.....: 0.58	
Cadmium	ND	5.0	ug/L	SW846 6010B	06/30-07/01/09	LFQPT1AL
		Dilution Factor: 1		Analysis Time..: 20:20	MDL.....: 0.45	
Chromium	**0.86 B**	**10**	**ug/L**	**SW846 6010B**	**06/30-07/01/09**	**LFQPT1AM**
		Dilution Factor: 1		Analysis Time..: 20:20	MDL.....: 0.66	
Copper	ND	15	ug/L	SW846 6010B	06/30-07/01/09	LFQPT1AN
		Dilution Factor: 1		Analysis Time..: 20:20	MDL.....: 1.4	
Lead	ND	9.0	ug/L	SW846 6010B	06/30-07/01/09	LFQPT1AP
		Dilution Factor: 1		Analysis Time..: 20:20	MDL.....: 2.6	
Selenium	ND	15	ug/L	SW846 6010B	06/30-07/01/09	LFQPT1AQ
		Dilution Factor: 1		Analysis Time..: 20:20	MDL.....: 4.9	
Zinc	**47 J**	**20**	**ug/L**	**SW846 6010B**	**06/30-07/01/09**	**LFQPT1AR**
		Dilution Factor: 1		Analysis Time..: 20:20	MDL.....: 4.5	
Iron	ND	100	ug/L	SW846 6010B	06/30-07/02/09	LFQPT1AT
		Dilution Factor: 1		Analysis Time..: 15:48	MDL.....: 22	
Cobalt	ND	10	ug/L	SW846 6010B	06/30-07/01/09	LFQPT1AU
		Dilution Factor: 1		Analysis Time..: 20:20	MDL.....: 1.2	
Nickel	ND	40	ug/L	SW846 6010B	06/30-07/01/09	LFQPT1AV
		Dilution Factor: 1		Analysis Time..: 20:20	MDL.....: 1.3	
Vanadium	ND	10	ug/L	SW846 6010B	06/30-07/01/09	LFQPT1AW
		Dilution Factor: 1		Analysis Time..: 20:20	MDL.....: 1.1	

(Continued on next page)

Waste Management

Client Sample ID: MW-5A

TOTAL Metals

Lot-Sample #...: D9F270122-002 **Matrix.....:** GW

PARAMETER	RESULT	REPORTING LIMIT	UNITS	METHOD	PREPARATION-ANALYSIS DATE	WORK ORDER #
Sodium	**1500**	**1000**	**ug/L**	**SW846 6010B**	**06/30-07/01/09**	**LFQPT1A2**
		Dilution Factor: 1		Analysis Time..: 20:20	MDL.....: 92	
Aluminum	**140**	**100**	**ug/L**	**SW846 6010B**	**06/30-07/01/09**	**LFQPT1A5**
		Dilution Factor: 1		Analysis Time..: 20:20	MDL.....: 18	
Manganese	**22**	**10**	**ug/L**	**SW846 6010B**	**06/30-07/01/09**	**LFQPT1A6**
		Dilution Factor: 1		Analysis Time..: 20:20	MDL.....: 0.25	
Prep Batch #...: 9180481						
Arsenic	ND	5.0	ug/L	SW846 6020	06/30-07/06/09	LFQPT1A3
		Dilution Factor: 1		Analysis Time..: 20:17	MDL.....: 0.21	
Antimony	ND	2.0	ug/L	SW846 6020	06/30-07/06/09	LFQPT1AC
		Dilution Factor: 1		Analysis Time..: 20:17	MDL.....: 0.070	
Thallium	**0.043 B**	**1.0**	**ug/L**	**SW846 6020**	**06/30-07/06/09**	**LFQPT1AD**
		Dilution Factor: 1		Analysis Time..: 20:17	MDL.....: 0.020	
Beryllium	**0.14 B**	**1.0**	**ug/L**	**SW846 6020**	**06/30-07/06/09**	**LFQPT1AE**
		Dilution Factor: 1		Analysis Time..: 20:17	MDL.....: 0.080	

NOTE(S):

B Estimated result. Result is less than RL.

J Method blank contamination. The associated method blank contains the target analyte at a reportable level.

Waste Management

Client Sample ID: MW-5B

TOTAL Metals

Lot-Sample #...: D9F270122-003 **Matrix.....:** GW
Date Sampled...: 06/26/09 10:34 **Date Received..:** 06/27/09

PARAMETER	RESULT	REPORTING LIMIT	UNITS	METHOD	PREPARATION-ANALYSIS DATE	WORK ORDER #
Prep Batch #...: 9180194						
Mercury	**0.037 B,J**	**0.20**	**ug/L**	**SW846 7470A**	**06/29/09**	**LFQPX1AH**
		Dilution Factor: 1		Analysis Time..: 18:08	MDL.....: 0.027	
Prep Batch #...: 9180472						
Silver	ND	10	ug/L	SW846 6010B	06/30-07/01/09	LFQPX1AJ
		Dilution Factor: 1		Analysis Time..: 20:23	MDL.....: 0.93	
Barium	**29**	**10**	**ug/L**	**SW846 6010B**	**06/30-07/01/09**	**LFQPX1AK**
		Dilution Factor: 1		Analysis Time..: 20:23	MDL.....: 0.58	
Cadmium	**0.45 B**	**5.0**	**ug/L**	**SW846 6010B**	**06/30-07/01/09**	**LFQPX1AL**
		Dilution Factor: 1		Analysis Time..: 20:23	MDL.....: 0.45	
Chromium	**5.6 B**	**10**	**ug/L**	**SW846 6010B**	**06/30-07/01/09**	**LFQPX1AM**
		Dilution Factor: 1		Analysis Time..: 20:23	MDL.....: 0.66	
Copper	ND	15	ug/L	SW846 6010B	06/30-07/01/09	LFQPX1AN
		Dilution Factor: 1		Analysis Time..: 20:23	MDL.....: 1.4	
Lead	ND	9.0	ug/L	SW846 6010B	06/30-07/01/09	LFQPX1AP
		Dilution Factor: 1		Analysis Time..: 20:23	MDL.....: 2.6	
Selenium	ND	15	ug/L	SW846 6010B	06/30-07/01/09	LFQPX1AQ
		Dilution Factor: 1		Analysis Time..: 20:23	MDL.....: 4.9	
Zinc	**9.5 B,J**	**20**	**ug/L**	**SW846 6010B**	**06/30-07/01/09**	**LFQPX1AR**
		Dilution Factor: 1		Analysis Time..: 20:23	MDL.....: 4.5	
Iron	**870**	**100**	**ug/L**	**SW846 6010B**	**06/30-07/02/09**	**LFQPX1AT**
		Dilution Factor: 1		Analysis Time..: 15:51	MDL.....: 22	
Cobalt	ND	10	ug/L	SW846 6010B	06/30-07/01/09	LFQPX1AU
		Dilution Factor: 1		Analysis Time..: 20:23	MDL.....: 1.2	
Nickel	**2.4 B**	**40**	**ug/L**	**SW846 6010B**	**06/30-07/01/09**	**LFQPX1AV**
		Dilution Factor: 1		Analysis Time..: 20:23	MDL.....: 1.3	
Vanadium	**4.8 B**	**10**	**ug/L**	**SW846 6010B**	**06/30-07/01/09**	**LFQPX1AW**
		Dilution Factor: 1		Analysis Time..: 20:23	MDL.....: 1.1	

(Continued on next page)

Waste Management

Client Sample ID: MW-5B

TOTAL Metals

Lot-Sample #...: D9F270122-003 **Matrix.....:** GW

PARAMETER	RESULT	REPORTING LIMIT	UNITS	METHOD	PREPARATION-ANALYSIS DATE	WORK ORDER #
Sodium	**3800**	**1000**	**ug/L**	**SW846 6010B**	**06/30-07/01/09**	**LFQPX1A2**
		Dilution Factor: 1		Analysis Time..: 20:23	MDL.....: 92	
Aluminum	**2400**	**100**	**ug/L**	**SW846 6010B**	**06/30-07/01/09**	**LFQPX1A5**
		Dilution Factor: 1		Analysis Time..: 20:23	MDL.....: 18	
Manganese	**15**	**10**	**ug/L**	**SW846 6010B**	**06/30-07/01/09**	**LFQPX1A6**
		Dilution Factor: 1		Analysis Time..: 20:23	MDL.....: 0.25	
Prep Batch #...: 9180481						
Arsenic	**8.8**	**5.0**	**ug/L**	**SW846 6020**	**06/30-07/06/09**	**LFQPX1A3**
		Dilution Factor: 1		Analysis Time..: 20:20	MDL.....: 0.21	
Antimony	**0.22 B**	**2.0**	**ug/L**	**SW846 6020**	**06/30-07/06/09**	**LFQPX1AC**
		Dilution Factor: 1		Analysis Time..: 20:20	MDL.....: 0.070	
Thallium	**0.097 B**	**1.0**	**ug/L**	**SW846 6020**	**06/30-07/06/09**	**LFQPX1AD**
		Dilution Factor: 1		Analysis Time..: 20:20	MDL.....: 0.020	
Beryllium	ND	1.0	ug/L	SW846 6020	06/30-07/06/09	LFQPX1AE
		Dilution Factor: 1		Analysis Time..: 20:20	MDL.....: 0.080	

NOTE(S):

B Estimated result. Result is less than RL.

J Method blank contamination. The associated method blank contains the target analyte at a reportable level.

Waste Management

Client Sample ID: MW-7A

TOTAL Metals

Lot-Sample #...: D9F270122-004 **Matrix.....:** GW
Date Sampled...: 06/26/09 10:04 **Date Received..:** 06/27/09

PARAMETER	RESULT	REPORTING LIMIT	UNITS	METHOD	PREPARATION-ANALYSIS DATE	WORK ORDER #
Prep Batch #...: 9180194						
Mercury	ND	0.20	ug/L	SW846 7470A	06/29/09	LFQP21AH
		Dilution Factor: 1		Analysis Time..: 18:10	MDL.....: 0.027	
Prep Batch #...: 9180472						
Silver	ND	10	ug/L	SW846 6010B	06/30-07/01/09	LFQP21AJ
		Dilution Factor: 1		Analysis Time..: 20:26	MDL.....: 0.93	
Barium	**12**	**10**	**ug/L**	**SW846 6010B**	**06/30-07/01/09**	**LFQP21AK**
		Dilution Factor: 1		Analysis Time..: 20:26	MDL.....: 0.58	
Cadmium	ND	5.0	ug/L	SW846 6010B	06/30-07/01/09	LFQP21AL
		Dilution Factor: 1		Analysis Time..: 20:26	MDL.....: 0.45	
Chromium	**1.1 B**	**10**	**ug/L**	**SW846 6010B**	**06/30-07/01/09**	**LFQP21AM**
		Dilution Factor: 1		Analysis Time..: 20:26	MDL.....: 0.66	
Copper	ND	15	ug/L	SW846 6010B	06/30-07/01/09	LFQP21AN
		Dilution Factor: 1		Analysis Time..: 20:26	MDL.....: 1.4	
Lead	ND	9.0	ug/L	SW846 6010B	06/30-07/01/09	LFQP21AP
		Dilution Factor: 1		Analysis Time..: 20:26	MDL.....: 2.6	
Selenium	ND	15	ug/L	SW846 6010B	06/30-07/01/09	LFQP21AQ
		Dilution Factor: 1		Analysis Time..: 20:26	MDL.....: 4.9	
Zinc	**5.4 B,J**	**20**	**ug/L**	**SW846 6010B**	**06/30-07/01/09**	**LFQP21AR**
		Dilution Factor: 1		Analysis Time..: 20:26	MDL.....: 4.5	
Iron	**35 B**	**100**	**ug/L**	**SW846 6010B**	**06/30-07/02/09**	**LFQP21AT**
		Dilution Factor: 1		Analysis Time..: 15:53	MDL.....: 22	
Cobalt	ND	10	ug/L	SW846 6010B	06/30-07/01/09	LFQP21AU
		Dilution Factor: 1		Analysis Time..: 20:26	MDL.....: 1.2	
Nickel	**2.0 B**	**40**	**ug/L**	**SW846 6010B**	**06/30-07/01/09**	**LFQP21AV**
		Dilution Factor: 1		Analysis Time..: 20:26	MDL.....: 1.3	
Vanadium	ND	10	ug/L	SW846 6010B	06/30-07/01/09	LFQP21AW
		Dilution Factor: 1		Analysis Time..: 20:26	MDL.....: 1.1	

(Continued on next page)

Waste Management

Client Sample ID: MW-7A

TOTAL Metals

Lot-Sample #...: D9F270122-004 **Matrix.....:** GW

PARAMETER	RESULT	REPORTING LIMIT	UNITS	METHOD	PREPARATION-ANALYSIS DATE	WORK ORDER #
Sodium	**5800**	**1000**	**ug/L**	**SW846 6010B**	**06/30-07/01/09**	**LFQP21A2**
		Dilution Factor: 1		Analysis Time..: 20:26	MDL.....: 92	
Aluminum	**29 B**	**100**	**ug/L**	**SW846 6010B**	**06/30-07/01/09**	**LFQP21A5**
		Dilution Factor: 1		Analysis Time..: 20:26	MDL.....: 18	
Manganese	**0.73 B**	**10**	**ug/L**	**SW846 6010B**	**06/30-07/01/09**	**LFQP21A6**
		Dilution Factor: 1		Analysis Time..: 20:26	MDL.....: 0.25	
Prep Batch #...: 9180481						
Arsenic	ND	5.0	ug/L	SW846 6020	06/30-07/06/09	LFQP21A3
		Dilution Factor: 1		Analysis Time..: 20:24	MDL.....: 0.21	
Antimony	ND	2.0	ug/L	SW846 6020	06/30-07/06/09	LFQP21AC
		Dilution Factor: 1		Analysis Time..: 20:24	MDL.....: 0.070	
Thallium	**0.053 B**	**1.0**	**ug/L**	**SW846 6020**	**06/30-07/06/09**	**LFQP21AD**
		Dilution Factor: 1		Analysis Time..: 20:24	MDL.....: 0.020	
Beryllium	ND	1.0	ug/L	SW846 6020	06/30-07/06/09	LFQP21AE
		Dilution Factor: 1		Analysis Time..: 20:24	MDL.....: 0.080	

NOTE(S):

B Estimated result. Result is less than RL.

J Method blank contamination. The associated method blank contains the target analyte at a reportable level.

Waste Management

Client Sample ID: MW-7B

TOTAL Metals

Lot-Sample #...: D9F270122-005 **Matrix.....:** GW
Date Sampled...: 06/26/09 09:33 **Date Received..:** 06/27/09

PARAMETER	RESULT	REPORTING LIMIT	UNITS	METHOD	PREPARATION-ANALYSIS DATE	WORK ORDER #
Prep Batch #...: 9180194						
Mercury	ND	0.20	ug/L	SW846 7470A	06/29/09	LFQP31AH
		Dilution Factor: 1		Analysis Time..: 18:13	MDL.....: 0.027	
Prep Batch #...: 9180472						
Silver	ND	10	ug/L	SW846 6010B	06/30-07/01/09	LFQP31AJ
		Dilution Factor: 1		Analysis Time..: 20:28	MDL.....: 0.93	
Barium	**12**	**10**	**ug/L**	**SW846 6010B**	**06/30-07/01/09**	**LFQP31AK**
		Dilution Factor: 1		Analysis Time..: 20:28	MDL.....: 0.58	
Cadmium	**12**	**5.0**	**ug/L**	**SW846 6010B**	**06/30-07/01/09**	**LFQP31AL**
		Dilution Factor: 1		Analysis Time..: 20:28	MDL.....: 0.45	
Chromium	**6.4 B**	**10**	**ug/L**	**SW846 6010B**	**06/30-07/01/09**	**LFQP31AM**
		Dilution Factor: 1		Analysis Time..: 20:28	MDL.....: 0.66	
Copper	ND	15	ug/L	SW846 6010B	06/30-07/01/09	LFQP31AN
		Dilution Factor: 1		Analysis Time..: 20:28	MDL.....: 1.4	
Lead	**30**	**9.0**	**ug/L**	**SW846 6010B**	**06/30-07/01/09**	**LFQP31AP**
		Dilution Factor: 1		Analysis Time..: 20:28	MDL.....: 2.6	
Selenium	ND	15	ug/L	SW846 6010B	06/30-07/02/09	LFQP31AQ
		Dilution Factor: 1		Analysis Time..: 15:56	MDL.....: 4.9	
Zinc	**14 B,J**	**20**	**ug/L**	**SW846 6010B**	**06/30-07/01/09**	**LFQP31AR**
		Dilution Factor: 1		Analysis Time..: 20:28	MDL.....: 4.5	
Iron	**930**	**100**	**ug/L**	**SW846 6010B**	**06/30-07/02/09**	**LFQP31AT**
		Dilution Factor: 1		Analysis Time..: 15:56	MDL.....: 22	
Cobalt	ND	10	ug/L	SW846 6010B	06/30-07/01/09	LFQP31AU
		Dilution Factor: 1		Analysis Time..: 20:28	MDL.....: 1.2	
Nickel	ND	40	ug/L	SW846 6010B	06/30-07/01/09	LFQP31AV
		Dilution Factor: 1		Analysis Time..: 20:28	MDL.....: 1.3	
Vanadium	**1.7 B**	**10**	**ug/L**	**SW846 6010B**	**06/30-07/01/09**	**LFQP31AW**
		Dilution Factor: 1		Analysis Time..: 20:28	MDL.....: 1.1	

(Continued on next page)

Waste Management

Client Sample ID: MW-7B

TOTAL Metals

Lot-Sample #...: D9F270122-005 **Matrix.....:** GW

PARAMETER	RESULT	REPORTING LIMIT	UNITS	METHOD	PREPARATION-ANALYSIS DATE	WORK ORDER #
Sodium	**6900**	**1000**	**ug/L**	**SW846 6010B**	**06/30-07/01/09**	**LFQP31A2**
		Dilution Factor: 1		Analysis Time..: 20:28	MDL.....: 92	
Aluminum	**1600**	**100**	**ug/L**	**SW846 6010B**	**06/30-07/01/09**	**LFQP31A5**
		Dilution Factor: 1		Analysis Time..: 20:28	MDL.....: 18	
Manganese	**9.2 B**	**10**	**ug/L**	**SW846 6010B**	**06/30-07/01/09**	**LFQP31A6**
		Dilution Factor: 1		Analysis Time..: 20:28	MDL.....: 0.25	
Prep Batch #...: 9180481						
Arsenic	**2.7 B**	**5.0**	**ug/L**	**SW846 6020**	**06/30-07/06/09**	**LFQP31A3**
		Dilution Factor: 1		Analysis Time..: 20:27	MDL.....: 0.21	
Antimony	**0.14 B**	**2.0**	**ug/L**	**SW846 6020**	**06/30-07/06/09**	**LFQP31AC**
		Dilution Factor: 1		Analysis Time..: 20:27	MDL.....: 0.070	
Thallium	**0.081 B**	**1.0**	**ug/L**	**SW846 6020**	**06/30-07/06/09**	**LFQP31AD**
		Dilution Factor: 1		Analysis Time..: 20:27	MDL.....: 0.020	
Beryllium	**0.10 B**	**1.0**	**ug/L**	**SW846 6020**	**06/30-07/06/09**	**LFQP31AE**
		Dilution Factor: 1		Analysis Time..: 20:27	MDL.....: 0.080	

NOTE(S):

B Estimated result. Result is less than RL.

J Method blank contamination. The associated method blank contains the target analyte at a reportable level.

Waste Management

Client Sample ID: MW-1A

TOTAL Metals

Lot-Sample #...: D9F270122-006 **Matrix.....:** GW
Date Sampled...: 06/26/09 09:02 **Date Received..:** 06/27/09

PARAMETER	RESULT	REPORTING LIMIT	UNITS	METHOD	PREPARATION-ANALYSIS DATE	WORK ORDER #
Prep Batch #...: 9180194						
Mercury	ND	0.20	ug/L	SW846 7470A	06/29/09	LFQP51AH
		Dilution Factor: 1		Analysis Time..: 18:15	MDL.....: 0.027	
Prep Batch #...: 9180472						
Silver	ND	10	ug/L	SW846 6010B	06/30-07/01/09	LFQP51AJ
		Dilution Factor: 1		Analysis Time..: 20:31	MDL.....: 0.93	
Barium	**19**	**10**	**ug/L**	**SW846 6010B**	**06/30-07/01/09**	**LFQP51AK**
		Dilution Factor: 1		Analysis Time..: 20:31	MDL.....: 0.58	
Cadmium	ND	5.0	ug/L	SW846 6010B	06/30-07/01/09	LFQP51AL
		Dilution Factor: 1		Analysis Time..: 20:31	MDL.....: 0.45	
Chromium	**2.2 B**	**10**	**ug/L**	**SW846 6010B**	**06/30-07/01/09**	**LFQP51AM**
		Dilution Factor: 1		Analysis Time..: 20:31	MDL.....: 0.66	
Copper	**2.0 B**	**15**	**ug/L**	**SW846 6010B**	**06/30-07/01/09**	**LFQP51AN**
		Dilution Factor: 1		Analysis Time..: 20:31	MDL.....: 1.4	
Lead	ND	9.0	ug/L	SW846 6010B	06/30-07/01/09	LFQP51AP
		Dilution Factor: 1		Analysis Time..: 20:31	MDL.....: 2.6	
Selenium	ND	15	ug/L	SW846 6010B	06/30-07/01/09	LFQP51AQ
		Dilution Factor: 1		Analysis Time..: 20:31	MDL.....: 4.9	
Zinc	ND	20	ug/L	SW846 6010B	06/30-07/01/09	LFQP51AR
		Dilution Factor: 1		Analysis Time..: 20:31	MDL.....: 4.5	
Iron	**200**	**100**	**ug/L**	**SW846 6010B**	**06/30-07/02/09**	**LFQP51AT**
		Dilution Factor: 1		Analysis Time..: 15:58	MDL.....: 22	
Cobalt	ND	10	ug/L	SW846 6010B	06/30-07/01/09	LFQP51AU
		Dilution Factor: 1		Analysis Time..: 20:31	MDL.....: 1.2	
Nickel	**4.2 B**	**40**	**ug/L**	**SW846 6010B**	**06/30-07/01/09**	**LFQP51AV**
		Dilution Factor: 1		Analysis Time..: 20:31	MDL.....: 1.3	
Vanadium	**1.3 B**	**10**	**ug/L**	**SW846 6010B**	**06/30-07/01/09**	**LFQP51AW**
		Dilution Factor: 1		Analysis Time..: 20:31	MDL.....: 1.1	

(Continued on next page)

Waste Management

Client Sample ID: MW-1A

TOTAL Metals

Lot-Sample #...: D9F270122-006 **Matrix.....:** GW

PARAMETER	RESULT	REPORTING LIMIT	UNITS	METHOD	PREPARATION-ANALYSIS DATE	WORK ORDER #
Sodium	**6200**	**1000**	**ug/L**	**SW846 6010B**	**06/30-07/01/09**	**LFQP51A2**
		Dilution Factor: 1		Analysis Time..: 20:31	MDL.....: 92	
Aluminum	**370**	**100**	**ug/L**	**SW846 6010B**	**06/30-07/01/09**	**LFQP51A5**
		Dilution Factor: 1		Analysis Time..: 20:31	MDL.....: 18	
Manganese	**7.1 B**	**10**	**ug/L**	**SW846 6010B**	**06/30-07/01/09**	**LFQP51A6**
		Dilution Factor: 1		Analysis Time..: 20:31	MDL.....: 0.25	
Prep Batch #...: 9180481						
Arsenic	**0.30 B**	**5.0**	**ug/L**	**SW846 6020**	**06/30-07/06/09**	**LFQP51A3**
		Dilution Factor: 1		Analysis Time..: 20:30	MDL.....: 0.21	
Antimony	ND	2.0	ug/L	SW846 6020	06/30-07/06/09	LFQP51AC
		Dilution Factor: 1		Analysis Time..: 20:30	MDL.....: 0.070	
Thallium	**0.045 B**	**1.0**	**ug/L**	**SW846 6020**	**06/30-07/06/09**	**LFQP51AD**
		Dilution Factor: 1		Analysis Time..: 20:30	MDL.....: 0.020	
Beryllium	ND	1.0	ug/L	SW846 6020	06/30-07/06/09	LFQP51AE
		Dilution Factor: 1		Analysis Time..: 20:30	MDL.....: 0.080	

NOTE(S):

B Estimated result. Result is less than RL.

Waste Management

Client Sample ID: MW-1B

TOTAL Metals

Lot-Sample #...: D9F270122-007 **Matrix.....:** GW
Date Sampled...: 06/26/09 08:30 **Date Received..:** 06/27/09

PARAMETER	RESULT	REPORTING LIMIT	UNITS	METHOD	PREPARATION-ANALYSIS DATE	WORK ORDER #
Prep Batch #...: 9180194						
Mercury	ND	0.20	ug/L	SW846 7470A	06/29/09	LFQQA1AH
		Dilution Factor: 1		Analysis Time..: 18:17	MDL.....: 0.027	
Prep Batch #...: 9180472						
Silver	ND	10	ug/L	SW846 6010B	06/30-07/01/09	LFQQA1AJ
		Dilution Factor: 1		Analysis Time..: 20:45	MDL.....: 0.93	
Barium	**8.1 B**	**10**	**ug/L**	**SW846 6010B**	**06/30-07/01/09**	**LFQQA1AK**
		Dilution Factor: 1		Analysis Time..: 20:45	MDL.....: 0.58	
Cadmium	ND	5.0	ug/L	SW846 6010B	06/30-07/01/09	LFQQA1AL
		Dilution Factor: 1		Analysis Time..: 20:45	MDL.....: 0.45	
Chromium	**1.5 B**	**10**	**ug/L**	**SW846 6010B**	**06/30-07/01/09**	**LFQQA1AM**
		Dilution Factor: 1		Analysis Time..: 20:45	MDL.....: 0.66	
Copper	ND	15	ug/L	SW846 6010B	06/30-07/01/09	LFQQA1AN
		Dilution Factor: 1		Analysis Time..: 20:45	MDL.....: 1.4	
Lead	ND	9.0	ug/L	SW846 6010B	06/30-07/01/09	LFQQA1AP
		Dilution Factor: 1		Analysis Time..: 20:45	MDL.....: 2.6	
Selenium	ND	15	ug/L	SW846 6010B	06/30-07/01/09	LFQQA1AQ
		Dilution Factor: 1		Analysis Time..: 20:45	MDL.....: 4.9	
Zinc	**5.9 B,J**	**20**	**ug/L**	**SW846 6010B**	**06/30-07/01/09**	**LFQQA1AR**
		Dilution Factor: 1		Analysis Time..: 20:45	MDL.....: 4.5	
Iron	**360**	**100**	**ug/L**	**SW846 6010B**	**06/30-07/02/09**	**LFQQA1AT**
		Dilution Factor: 1		Analysis Time..: 16:13	MDL.....: 22	
Cobalt	ND	10	ug/L	SW846 6010B	06/30-07/01/09	LFQQA1AU
		Dilution Factor: 1		Analysis Time..: 20:45	MDL.....: 1.2	
Nickel	**2.6 B**	**40**	**ug/L**	**SW846 6010B**	**06/30-07/01/09**	**LFQQA1AV**
		Dilution Factor: 1		Analysis Time..: 20:45	MDL.....: 1.3	
Vanadium	ND	10	ug/L	SW846 6010B	06/30-07/01/09	LFQQA1AW
		Dilution Factor: 1		Analysis Time..: 20:45	MDL.....: 1.1	

(Continued on next page)

Waste Management

Client Sample ID: MW-1B

TOTAL Metals

Lot-Sample #...: D9F270122-007 **Matrix.....:** GW

PARAMETER	RESULT	REPORTING LIMIT	UNITS	METHOD	PREPARATION-ANALYSIS DATE	WORK ORDER #
Sodium	**5000**	**1000**	**ug/L**	**SW846 6010B**	**06/30-07/01/09**	**LFQQA1A2**
		Dilution Factor: 1		Analysis Time..: 20:45	MDL.....: 92	
Aluminum	**210**	**100**	**ug/L**	**SW846 6010B**	**06/30-07/01/09**	**LFQQA1A5**
		Dilution Factor: 1		Analysis Time..: 20:45	MDL.....: 18	
Manganese	**13**	**10**	**ug/L**	**SW846 6010B**	**06/30-07/01/09**	**LFQQA1A6**
		Dilution Factor: 1		Analysis Time..: 20:45	MDL.....: 0.25	
Prep Batch #...: 9180481						
Arsenic	**4.0 B**	**5.0**	**ug/L**	**SW846 6020**	**06/30-07/06/09**	**LFQQA1A3**
		Dilution Factor: 1		Analysis Time..: 20:57	MDL.....: 0.21	
Antimony	**0.17 B**	**2.0**	**ug/L**	**SW846 6020**	**06/30-07/06/09**	**LFQQA1AC**
		Dilution Factor: 1		Analysis Time..: 20:57	MDL.....: 0.070	
Thallium	**0.022 B**	**1.0**	**ug/L**	**SW846 6020**	**06/30-07/06/09**	**LFQQA1AD**
		Dilution Factor: 1		Analysis Time..: 20:57	MDL.....: 0.020	
Beryllium	ND	1.0	ug/L	SW846 6020	06/30-07/06/09	LFQQA1AE
		Dilution Factor: 1		Analysis Time..: 20:57	MDL.....: 0.080	

NOTE(S):

B Estimated result. Result is less than RL.

J Method blank contamination. The associated method blank contains the target analyte at a reportable level.

Waste Management

Client Sample ID: MW-FL3

TOTAL Metals

Lot-Sample #...: D9F270122-008 **Matrix.....:** GW
Date Sampled...: 06/26/09 07:45 **Date Received..:** 06/27/09

PARAMETER	RESULT	REPORTING LIMIT	UNITS	METHOD	PREPARATION-ANALYSIS DATE	WORK ORDER #
Prep Batch #...: 9180194						
Mercury	ND	0.20	ug/L	SW846 7470A	06/29/09	LFQQG1AH
		Dilution Factor: 1		Analysis Time..: 18:20	MDL.....: 0.027	
Prep Batch #...: 9180472						
Silver	ND	10	ug/L	SW846 6010B	06/30-07/01/09	LFQQG1AJ
		Dilution Factor: 1		Analysis Time..: 20:56	MDL.....: 0.93	
Barium	**40**	**10**	**ug/L**	**SW846 6010B**	**06/30-07/01/09**	**LFQQG1AK**
		Dilution Factor: 1		Analysis Time..: 20:56	MDL.....: 0.58	
Cadmium	**0.49 B**	**5.0**	**ug/L**	**SW846 6010B**	**06/30-07/01/09**	**LFQQG1AL**
		Dilution Factor: 1		Analysis Time..: 20:56	MDL.....: 0.45	
Chromium	**8.4 B**	**10**	**ug/L**	**SW846 6010B**	**06/30-07/01/09**	**LFQQG1AM**
		Dilution Factor: 1		Analysis Time..: 20:56	MDL.....: 0.66	
Copper	ND	15	ug/L	SW846 6010B	06/30-07/01/09	LFQQG1AN
		Dilution Factor: 1		Analysis Time..: 20:56	MDL.....: 1.4	
Lead	ND	9.0	ug/L	SW846 6010B	06/30-07/01/09	LFQQG1AP
		Dilution Factor: 1		Analysis Time..: 20:56	MDL.....: 2.6	
Selenium	ND	15	ug/L	SW846 6010B	06/30-07/01/09	LFQQG1AQ
		Dilution Factor: 1		Analysis Time..: 20:56	MDL.....: 4.9	
Zinc	**7.3 B,J**	**20**	**ug/L**	**SW846 6010B**	**06/30-07/01/09**	**LFQQG1AR**
		Dilution Factor: 1		Analysis Time..: 20:56	MDL.....: 4.5	
Iron	**790**	**100**	**ug/L**	**SW846 6010B**	**06/30-07/02/09**	**LFQQG1AT**
		Dilution Factor: 1		Analysis Time..: 16:01	MDL.....: 22	
Cobalt	ND	10	ug/L	SW846 6010B	06/30-07/01/09	LFQQG1AU
		Dilution Factor: 1		Analysis Time..: 20:56	MDL.....: 1.2	
Nickel	**2.1 B**	**40**	**ug/L**	**SW846 6010B**	**06/30-07/01/09**	**LFQQG1AV**
		Dilution Factor: 1		Analysis Time..: 20:56	MDL.....: 1.3	
Vanadium	**5.1 B**	**10**	**ug/L**	**SW846 6010B**	**06/30-07/01/09**	**LFQQG1AW**
		Dilution Factor: 1		Analysis Time..: 20:56	MDL.....: 1.1	

(Continued on next page)

Waste Management

Client Sample ID: MW-FL3

TOTAL Metals

Lot-Sample #...: D9F270122-008 **Matrix.....:** GW

PARAMETER	RESULT	REPORTING LIMIT	UNITS	METHOD	PREPARATION-ANALYSIS DATE	WORK ORDER #
Sodium	**5500**	**1000**	**ug/L**	**SW846 6010B**	**06/30-07/01/09**	**LFQQG1A2**
		Dilution Factor: 1		Analysis Time..: 20:56	MDL.....: 92	
Aluminum	**1200**	**100**	**ug/L**	**SW846 6010B**	**06/30-07/01/09**	**LFQQG1A5**
		Dilution Factor: 1		Analysis Time..: 20:56	MDL.....: 18	
Manganese	**67**	**10**	**ug/L**	**SW846 6010B**	**06/30-07/01/09**	**LFQQG1A6**
		Dilution Factor: 1		Analysis Time..: 20:56	MDL.....: 0.25	
Prep Batch #...: 9180481						
Arsenic	**1.1 B**	**5.0**	**ug/L**	**SW846 6020**	**06/30-07/06/09**	**LFQQG1A3**
		Dilution Factor: 1		Analysis Time..: 21:01	MDL.....: 0.21	
Antimony	**0.12 B**	**2.0**	**ug/L**	**SW846 6020**	**06/30-07/06/09**	**LFQQG1AC**
		Dilution Factor: 1		Analysis Time..: 21:01	MDL.....: 0.070	
Thallium	**0.099 B**	**1.0**	**ug/L**	**SW846 6020**	**06/30-07/06/09**	**LFQQG1AD**
		Dilution Factor: 1		Analysis Time..: 21:01	MDL.....: 0.020	
Beryllium	**0.16 B**	**1.0**	**ug/L**	**SW846 6020**	**06/30-07/06/09**	**LFQQG1AE**
		Dilution Factor: 1		Analysis Time..: 21:01	MDL.....: 0.080	

NOTE(S):

B Estimated result. Result is less than RL.

J Method blank contamination. The associated method blank contains the target analyte at a reportable level.

Waste Management

Client Sample ID: MW-3B

TOTAL Metals

Lot-Sample #...: D9F270122-009 **Matrix.....:** GW
Date Sampled...: 06/26/09 13:10 **Date Received..:** 06/27/09

PARAMETER	RESULT	REPORTING LIMIT	UNITS	METHOD	PREPARATION-ANALYSIS DATE	WORK ORDER #
Prep Batch #...: 9180194						
Mercury	ND	0.20	ug/L	SW846 7470A	06/29/09	LFQQL1AH
		Dilution Factor: 1		Analysis Time..: 18:26	MDL.....: 0.027	
Prep Batch #...: 9180472						
Silver	ND	10	ug/L	SW846 6010B	06/30-07/01/09	LFQQL1AJ
		Dilution Factor: 1		Analysis Time..: 20:59	MDL.....: 0.93	
Barium	**90**	**10**	**ug/L**	**SW846 6010B**	**06/30-07/01/09**	**LFQQL1AK**
		Dilution Factor: 1		Analysis Time..: 20:59	MDL.....: 0.58	
Cadmium	ND	5.0	ug/L	SW846 6010B	06/30-07/01/09	LFQQL1AL
		Dilution Factor: 1		Analysis Time..: 20:59	MDL.....: 0.45	
Chromium	**1.7 B**	**10**	**ug/L**	**SW846 6010B**	**06/30-07/01/09**	**LFQQL1AM**
		Dilution Factor: 1		Analysis Time..: 20:59	MDL.....: 0.66	
Copper	ND	15	ug/L	SW846 6010B	06/30-07/01/09	LFQQL1AN
		Dilution Factor: 1		Analysis Time..: 20:59	MDL.....: 1.4	
Lead	ND	9.0	ug/L	SW846 6010B	06/30-07/01/09	LFQQL1AP
		Dilution Factor: 1		Analysis Time..: 20:59	MDL.....: 2.6	
Selenium	ND	15	ug/L	SW846 6010B	06/30-07/01/09	LFQQL1AQ
		Dilution Factor: 1		Analysis Time..: 20:59	MDL.....: 4.9	
Zinc	**6.5 B,J**	**20**	**ug/L**	**SW846 6010B**	**06/30-07/01/09**	**LFQQL1AR**
		Dilution Factor: 1		Analysis Time..: 20:59	MDL.....: 4.5	
Iron	**260**	**100**	**ug/L**	**SW846 6010B**	**06/30-07/02/09**	**LFQQL1AT**
		Dilution Factor: 1		Analysis Time..: 16:22	MDL.....: 22	
Cobalt	ND	10	ug/L	SW846 6010B	06/30-07/01/09	LFQQL1AU
		Dilution Factor: 1		Analysis Time..: 20:59	MDL.....: 1.2	
Nickel	ND	40	ug/L	SW846 6010B	06/30-07/01/09	LFQQL1AV
		Dilution Factor: 1		Analysis Time..: 20:59	MDL.....: 1.3	
Vanadium	**3.8 B**	**10**	**ug/L**	**SW846 6010B**	**06/30-07/01/09**	**LFQQL1AW**
		Dilution Factor: 1		Analysis Time..: 20:59	MDL.....: 1.1	

(Continued on next page)

Waste Management

Client Sample ID: MW-3B

TOTAL Metals

Lot-Sample #...: D9F270122-009 **Matrix.....:** GW

PARAMETER	RESULT	REPORTING LIMIT	UNITS	METHOD	PREPARATION-ANALYSIS DATE	WORK ORDER #
Sodium	**2000**	**1000**	**ug/L**	**SW846 6010B**	**06/30-07/01/09**	**LFQQL1A2**
		Dilution Factor: 1		Analysis Time..: 20:59	MDL.....: 92	
Aluminum	**470**	**100**	**ug/L**	**SW846 6010B**	**06/30-07/01/09**	**LFQQL1A5**
		Dilution Factor: 1		Analysis Time..: 20:59	MDL.....: 18	
Manganese	**9.9 B**	**10**	**ug/L**	**SW846 6010B**	**06/30-07/01/09**	**LFQQL1A6**
		Dilution Factor: 1		Analysis Time..: 20:59	MDL.....: 0.25	
Prep Batch #...: 9180481						
Arsenic	**0.34 B**	**5.0**	**ug/L**	**SW846 6020**	**06/30-07/06/09**	**LFQQL1A3**
		Dilution Factor: 1		Analysis Time..: 21:04	MDL.....: 0.21	
Antimony	**0.083 B**	**2.0**	**ug/L**	**SW846 6020**	**06/30-07/06/09**	**LFQQL1AC**
		Dilution Factor: 1		Analysis Time..: 21:04	MDL.....: 0.070	
Thallium	**0.047 B**	**1.0**	**ug/L**	**SW846 6020**	**06/30-07/06/09**	**LFQQL1AD**
		Dilution Factor: 1		Analysis Time..: 21:04	MDL.....: 0.020	
Beryllium	ND	1.0	ug/L	SW846 6020	06/30-07/06/09	LFQQL1AE
		Dilution Factor: 1		Analysis Time..: 21:04	MDL.....: 0.080	

NOTE(S):

B Estimated result. Result is less than RL.

J Method blank contamination. The associated method blank contains the target analyte at a reportable level.

Waste Management

Client Sample ID: MW-FL1

TOTAL Metals

Lot-Sample #...: D9F270122-010 **Matrix.....:** GW
Date Sampled...: 06/26/09 13:44 **Date Received..:** 06/27/09

PARAMETER	RESULT	REPORTING LIMIT	UNITS	METHOD	PREPARATION-ANALYSIS DATE	WORK ORDER #
Prep Batch #...: 9180194						
Mercury	ND	0.20	ug/L	SW846 7470A	06/29/09	LFQQP1AH
		Dilution Factor: 1		Analysis Time..: 18:29	MDL.....: 0.027	
Prep Batch #...: 9180472						
Silver	ND	10	ug/L	SW846 6010B	06/30-07/01/09	LFQQP1AJ
		Dilution Factor: 1		Analysis Time..: 21:02	MDL.....: 0.93	
Barium	**73**	**10**	**ug/L**	**SW846 6010B**	**06/30-07/01/09**	**LFQQP1AK**
		Dilution Factor: 1		Analysis Time..: 21:02	MDL.....: 0.58	
Cadmium	**0.96 B**	**5.0**	**ug/L**	**SW846 6010B**	**06/30-07/01/09**	**LFQQP1AL**
		Dilution Factor: 1		Analysis Time..: 21:02	MDL.....: 0.45	
Chromium	**16**	**10**	**ug/L**	**SW846 6010B**	**06/30-07/01/09**	**LFQQP1AM**
		Dilution Factor: 1		Analysis Time..: 21:02	MDL.....: 0.66	
Copper	**2.9 B**	**15**	**ug/L**	**SW846 6010B**	**06/30-07/01/09**	**LFQQP1AN**
		Dilution Factor: 1		Analysis Time..: 21:02	MDL.....: 1.4	
Lead	**2.9 B**	**9.0**	**ug/L**	**SW846 6010B**	**06/30-07/01/09**	**LFQQP1AP**
		Dilution Factor: 1		Analysis Time..: 21:02	MDL.....: 2.6	
Selenium	ND	15	ug/L	SW846 6010B	06/30-07/01/09	LFQQP1AQ
		Dilution Factor: 1		Analysis Time..: 21:02	MDL.....: 4.9	
Zinc	**20 J**	**20**	**ug/L**	**SW846 6010B**	**06/30-07/01/09**	**LFQQP1AR**
		Dilution Factor: 1		Analysis Time..: 21:02	MDL.....: 4.5	
Iron	**2800**	**100**	**ug/L**	**SW846 6010B**	**06/30-07/02/09**	**LFQQP1AT**
		Dilution Factor: 1		Analysis Time..: 16:25	MDL.....: 22	
Cobalt	ND	10	ug/L	SW846 6010B	06/30-07/01/09	LFQQP1AU
		Dilution Factor: 1		Analysis Time..: 21:02	MDL.....: 1.2	
Nickel	**6.4 B**	**40**	**ug/L**	**SW846 6010B**	**06/30-07/01/09**	**LFQQP1AV**
		Dilution Factor: 1		Analysis Time..: 21:02	MDL.....: 1.3	
Vanadium	**11**	**10**	**ug/L**	**SW846 6010B**	**06/30-07/01/09**	**LFQQP1AW**
		Dilution Factor: 1		Analysis Time..: 21:02	MDL.....: 1.1	

(Continued on next page)

Waste Management

Client Sample ID: MW-FL1

TOTAL Metals

Lot-Sample #...: D9F270122-010 **Matrix.....:** GW

PARAMETER	RESULT	REPORTING LIMIT	UNITS	METHOD	PREPARATION-ANALYSIS DATE	WORK ORDER #
Sodium	**8600**	**1000**	**ug/L**	**SW846 6010B**	**06/30-07/01/09**	**LFQQP1A2**
		Dilution Factor: 1		Analysis Time..: 21:02	MDL.....: 92	
Aluminum	**4600**	**100**	**ug/L**	**SW846 6010B**	**06/30-07/01/09**	**LFQQP1A5**
		Dilution Factor: 1		Analysis Time..: 21:02	MDL.....: 18	
Manganese	**74**	**10**	**ug/L**	**SW846 6010B**	**06/30-07/01/09**	**LFQQP1A6**
		Dilution Factor: 1		Analysis Time..: 21:02	MDL.....: 0.25	
Prep Batch #...: 9180481						
Arsenic	**1.6 B**	**5.0**	**ug/L**	**SW846 6020**	**06/30-07/06/09**	**LFQQP1A3**
		Dilution Factor: 1		Analysis Time..: 21:08	MDL.....: 0.21	
Antimony	**0.17 B**	**2.0**	**ug/L**	**SW846 6020**	**06/30-07/06/09**	**LFQQP1AC**
		Dilution Factor: 1		Analysis Time..: 21:08	MDL.....: 0.070	
Thallium	**0.25 B**	**1.0**	**ug/L**	**SW846 6020**	**06/30-07/06/09**	**LFQQP1AD**
		Dilution Factor: 1		Analysis Time..: 21:08	MDL.....: 0.020	
Beryllium	**0.20 B**	**1.0**	**ug/L**	**SW846 6020**	**06/30-07/06/09**	**LFQQP1AE**
		Dilution Factor: 1		Analysis Time..: 21:08	MDL.....: 0.080	

NOTE(S):

B Estimated result. Result is less than RL.

J Method blank contamination. The associated method blank contains the target analyte at a reportable level.

Waste Management

Client Sample ID: MW-4A

TOTAL Metals

Lot-Sample #...: D9F270122-011 **Matrix.....:** GW
Date Sampled...: 06/26/09 12:09 **Date Received..:** 06/27/09

PARAMETER	RESULT	REPORTING LIMIT	UNITS	METHOD	PREPARATION-ANALYSIS DATE	WORK ORDER #
Prep Batch #...: 9180194						
Mercury	ND	0.20	ug/L	SW846 7470A	06/29/09	LFQQR1AH
		Dilution Factor: 1		Analysis Time..: 18:31	MDL.....: 0.027	
Prep Batch #...: 9180472						
Silver	ND	10	ug/L	SW846 6010B	06/30-07/01/09	LFQQR1AJ
		Dilution Factor: 1		Analysis Time..: 21:05	MDL.....: 0.93	
Barium	**23**	**10**	**ug/L**	**SW846 6010B**	**06/30-07/01/09**	**LFQQR1AK**
		Dilution Factor: 1		Analysis Time..: 21:05	MDL.....: 0.58	
Cadmium	ND	5.0	ug/L	SW846 6010B	06/30-07/01/09	LFQQR1AL
		Dilution Factor: 1		Analysis Time..: 21:05	MDL.....: 0.45	
Chromium	**0.73 B**	**10**	**ug/L**	**SW846 6010B**	**06/30-07/01/09**	**LFQQR1AM**
		Dilution Factor: 1		Analysis Time..: 21:05	MDL.....: 0.66	
Copper	ND	15	ug/L	SW846 6010B	06/30-07/01/09	LFQQR1AN
		Dilution Factor: 1		Analysis Time..: 21:05	MDL.....: 1.4	
Lead	ND	9.0	ug/L	SW846 6010B	06/30-07/01/09	LFQQR1AP
		Dilution Factor: 1		Analysis Time..: 21:05	MDL.....: 2.6	
Selenium	ND	15	ug/L	SW846 6010B	06/30-07/01/09	LFQQR1AQ
		Dilution Factor: 1		Analysis Time..: 21:05	MDL.....: 4.9	
Zinc	**110 J**	**20**	**ug/L**	**SW846 6010B**	**06/30-07/01/09**	**LFQQR1AR**
		Dilution Factor: 1		Analysis Time..: 21:05	MDL.....: 4.5	
Iron	**130**	**100**	**ug/L**	**SW846 6010B**	**06/30-07/02/09**	**LFQQR1AT**
		Dilution Factor: 1		Analysis Time..: 16:27	MDL.....: 22	
Cobalt	ND	10	ug/L	SW846 6010B	06/30-07/01/09	LFQQR1AU
		Dilution Factor: 1		Analysis Time..: 21:05	MDL.....: 1.2	
Nickel	**3.2 B**	**40**	**ug/L**	**SW846 6010B**	**06/30-07/01/09**	**LFQQR1AV**
		Dilution Factor: 1		Analysis Time..: 21:05	MDL.....: 1.3	
Vanadium	ND	10	ug/L	SW846 6010B	06/30-07/01/09	LFQQR1AW
		Dilution Factor: 1		Analysis Time..: 21:05	MDL.....: 1.1	

(Continued on next page)

Waste Management

Client Sample ID: MW-4A

TOTAL Metals

Lot-Sample #...: D9F270122-011 **Matrix.....:** GW

PARAMETER	RESULT	REPORTING LIMIT	UNITS	METHOD	PREPARATION-ANALYSIS DATE	WORK ORDER #
Sodium	**1200**	**1000**	**ug/L**	**SW846 6010B**	**06/30-07/01/09**	**LFQQR1A2**
		Dilution Factor: 1		Analysis Time..: 21:05	MDL.....: 92	
Aluminum	**310**	**100**	**ug/L**	**SW846 6010B**	**06/30-07/01/09**	**LFQQR1A5**
		Dilution Factor: 1		Analysis Time..: 21:05	MDL.....: 18	
Manganese	**23**	**10**	**ug/L**	**SW846 6010B**	**06/30-07/01/09**	**LFQQR1A6**
		Dilution Factor: 1		Analysis Time..: 21:05	MDL.....: 0.25	
Prep Batch #...: 9180481						
Arsenic	**0.26 B**	**5.0**	**ug/L**	**SW846 6020**	**06/30-07/06/09**	**LFQQR1A3**
		Dilution Factor: 1		Analysis Time..: 21:11	MDL.....: 0.21	
Antimony	**0.18 B**	**2.0**	**ug/L**	**SW846 6020**	**06/30-07/06/09**	**LFQQR1AC**
		Dilution Factor: 1		Analysis Time..: 21:11	MDL.....: 0.070	
Thallium	ND	1.0	ug/L	SW846 6020	06/30-07/06/09	LFQQR1AD
		Dilution Factor: 1		Analysis Time..: 21:11	MDL.....: 0.020	
Beryllium	ND	1.0	ug/L	SW846 6020	06/30-07/06/09	LFQQR1AE
		Dilution Factor: 1		Analysis Time..: 21:11	MDL.....: 0.080	

NOTE(S):

B Estimated result. Result is less than RL.

J Method blank contamination. The associated method blank contains the target analyte at a reportable level.

Waste Management

Client Sample ID: MW-8R

TOTAL Metals

Lot-Sample #...: D9G010142-001 **Matrix.....:** WG
Date Sampled...: 06/30/09 10:15 **Date Received..:** 07/01/09

PARAMETER	RESULT	REPORTING LIMIT	UNITS	METHOD	PREPARATION-ANALYSIS DATE	WORK ORDER #
Prep Batch #...: 9183115						
Mercury	ND	0.20	ug/L	SW846 7470A	07/02/09	LFXA41AC
		Dilution Factor: 1		Analysis Time..: 18:54	MDL.....: 0.027	
Prep Batch #...: 9183412						
Silver	ND	10	ug/L	SW846 6010B	07/06-07/07/09	LFXA41AD
		Dilution Factor: 1		Analysis Time..: 17:33	MDL.....: 0.93	
Barium	**10**	**10**	**ug/L**	**SW846 6010B**	**07/06-07/07/09**	**LFXA41AE**
		Dilution Factor: 1		Analysis Time..: 17:33	MDL.....: 0.58	
Cadmium	ND	5.0	ug/L	SW846 6010B	07/06-07/07/09	LFXA41AF
		Dilution Factor: 1		Analysis Time..: 17:33	MDL.....: 0.45	
Chromium	**2.0 B**	**10**	**ug/L**	**SW846 6010B**	**07/06-07/07/09**	**LFXA41AG**
		Dilution Factor: 1		Analysis Time..: 17:33	MDL.....: 0.66	
Copper	**2.1 B**	**15**	**ug/L**	**SW846 6010B**	**07/06-07/07/09**	**LFXA41AH**
		Dilution Factor: 1		Analysis Time..: 17:33	MDL.....: 1.4	
Lead	ND	9.0	ug/L	SW846 6010B	07/06-07/07/09	LFXA41AJ
		Dilution Factor: 1		Analysis Time..: 17:33	MDL.....: 2.6	
Selenium	ND	15	ug/L	SW846 6010B	07/06-07/07/09	LFXA41AK
		Dilution Factor: 1		Analysis Time..: 17:33	MDL.....: 4.9	
Zinc	**19 B,J**	**20**	**ug/L**	**SW846 6010B**	**07/06-07/08/09**	**LFXA41AL**
		Dilution Factor: 1		Analysis Time..: 17:52	MDL.....: 4.5	
Iron	**800**	**100**	**ug/L**	**SW846 6010B**	**07/06-07/07/09**	**LFXA41AM**
		Dilution Factor: 1		Analysis Time..: 17:33	MDL.....: 22	
Cobalt	ND	10	ug/L	SW846 6010B	07/06-07/07/09	LFXA41AN
		Dilution Factor: 1		Analysis Time..: 17:33	MDL.....: 1.2	
Nickel	ND	40	ug/L	SW846 6010B	07/06-07/07/09	LFXA41AP
		Dilution Factor: 1		Analysis Time..: 17:33	MDL.....: 1.3	
Vanadium	**3.2 B**	**10**	**ug/L**	**SW846 6010B**	**07/06-07/07/09**	**LFXA41AQ**
		Dilution Factor: 1		Analysis Time..: 17:33	MDL.....: 1.1	

(Continued on next page)

Waste Management

Client Sample ID: MW-8R

TOTAL Metals

Lot-Sample #...: D9G010142-001 **Matrix.....:** WG

PARAMETER	RESULT	REPORTING LIMIT	UNITS	METHOD	PREPARATION-ANALYSIS DATE	WORK ORDER #
Sodium	**16000**	**1000**	**ug/L**	**SW846 6010B**	**07/06-07/08/09**	**LFXA41AV**
		Dilution Factor: 1		Analysis Time..: 17:52	MDL.....: 92	
Prep Batch #...: 9183418						
Arsenic	**1.1 B**	**5.0**	**ug/L**	**SW846 6020**	**07/06-07/07/09**	**LFXA41AW**
		Dilution Factor: 1		Analysis Time..: 03:50	MDL.....: 0.21	
Antimony	**0.46 B**	**2.0**	**ug/L**	**SW846 6020**	**07/06-07/07/09**	**LFXA41A1**
		Dilution Factor: 1		Analysis Time..: 03:50	MDL.....: 0.070	
Thallium	**0.071 B**	**1.0**	**ug/L**	**SW846 6020**	**07/06-07/07/09**	**LFXA41A2**
		Dilution Factor: 1		Analysis Time..: 03:50	MDL.....: 0.020	
Beryllium	ND	1.0	ug/L	SW846 6020	07/06-07/07/09	LFXA41A3
		Dilution Factor: 1		Analysis Time..: 03:50	MDL.....: 0.080	

NOTE(S):

B Estimated result. Result is less than RL.

J Method blank contamination. The associated method blank contains the target analyte at a reportable level.

Waste Management

Client Sample ID: MW-3A

TOTAL Metals

Lot-Sample #...: D9G010142-002 **Matrix.....:** GW
Date Sampled...: 06/30/09 09:36 **Date Received..:** 07/01/09

PARAMETER	RESULT	REPORTING LIMIT	UNITS	METHOD	PREPARATION-ANALYSIS DATE	WORK ORDER #
Prep Batch #...: 9183115						
Mercury	ND	0.20	ug/L	SW846 7470A	07/02/09	LFXG81AH
		Dilution Factor: 1		Analysis Time..: 19:06	MDL.....: 0.027	
Prep Batch #...: 9183412						
Silver	ND	10	ug/L	SW846 6010B	07/06-07/07/09	LFXG81AJ
		Dilution Factor: 1		Analysis Time..: 17:42	MDL.....: 0.93	
Barium	**74**	**10**	**ug/L**	**SW846 6010B**	**07/06-07/07/09**	**LFXG81AK**
		Dilution Factor: 1		Analysis Time..: 17:42	MDL.....: 0.58	
Cadmium	ND	5.0	ug/L	SW846 6010B	07/06-07/07/09	LFXG81AL
		Dilution Factor: 1		Analysis Time..: 17:42	MDL.....: 0.45	
Chromium	**6.6 B**	**10**	**ug/L**	**SW846 6010B**	**07/06-07/07/09**	**LFXG81AM**
		Dilution Factor: 1		Analysis Time..: 17:42	MDL.....: 0.66	
Copper	ND	15	ug/L	SW846 6010B	07/06-07/07/09	LFXG81AN
		Dilution Factor: 1		Analysis Time..: 17:42	MDL.....: 1.4	
Lead	ND	9.0	ug/L	SW846 6010B	07/06-07/07/09	LFXG81AP
		Dilution Factor: 1		Analysis Time..: 17:42	MDL.....: 2.6	
Selenium	ND	15	ug/L	SW846 6010B	07/06-07/07/09	LFXG81AQ
		Dilution Factor: 1		Analysis Time..: 17:42	MDL.....: 4.9	
Zinc	**10 B,J**	**20**	**ug/L**	**SW846 6010B**	**07/06-07/08/09**	**LFXG81AR**
		Dilution Factor: 1		Analysis Time..: 18:01	MDL.....: 4.5	
Iron	**2500**	**100**	**ug/L**	**SW846 6010B**	**07/06-07/07/09**	**LFXG81AT**
		Dilution Factor: 1		Analysis Time..: 17:42	MDL.....: 22	
Cobalt	ND	10	ug/L	SW846 6010B	07/06-07/07/09	LFXG81AU
		Dilution Factor: 1		Analysis Time..: 17:42	MDL.....: 1.2	
Nickel	**2.0 B**	**40**	**ug/L**	**SW846 6010B**	**07/06-07/07/09**	**LFXG81AV**
		Dilution Factor: 1		Analysis Time..: 17:42	MDL.....: 1.3	
Vanadium	**6.6 B**	**10**	**ug/L**	**SW846 6010B**	**07/06-07/07/09**	**LFXG81AW**
		Dilution Factor: 1		Analysis Time..: 17:42	MDL.....: 1.1	

(Continued on next page)

Waste Management

Client Sample ID: MW-3A

TOTAL Metals

Lot-Sample #...: D9G010142-002 **Matrix.....:** GW

PARAMETER	RESULT	REPORTING LIMIT	UNITS	METHOD	PREPARATION-ANALYSIS DATE	WORK ORDER #
Sodium	**2300**	**1000**	**ug/L**	**SW846 6010B**	**07/06-07/07/09**	**LFXG81A2**
		Dilution Factor: 1		Analysis Time..: 17:42	MDL.....: 92	
Prep Batch #...: 9183418						
Arsenic	**0.34 B**	**5.0**	**ug/L**	**SW846 6020**	**07/06-07/07/09**	**LFXG81A3**
		Dilution Factor: 1		Analysis Time..: 03:53	MDL.....: 0.21	
Antimony	ND	2.0	ug/L	SW846 6020	07/06-07/07/09	LFXG81AC
		Dilution Factor: 1		Analysis Time..: 03:53	MDL.....: 0.070	
Thallium	**0.070 B**	**1.0**	**ug/L**	**SW846 6020**	**07/06-07/07/09**	**LFXG81AD**
		Dilution Factor: 1		Analysis Time..: 03:53	MDL.....: 0.020	
Beryllium	**0.23 B**	**1.0**	**ug/L**	**SW846 6020**	**07/06-07/07/09**	**LFXG81AE**
		Dilution Factor: 1		Analysis Time..: 03:53	MDL.....: 0.080	

NOTE(S):

B Estimated result. Result is less than RL.

J Method blank contamination. The associated method blank contains the target analyte at a reportable level.

Waste Management

Client Sample ID: MW-2B

TOTAL Metals

Lot-Sample #...: D9G010142-003 **Matrix.....:** GW
Date Sampled...: 06/30/09 09:01 **Date Received..:** 07/01/09

PARAMETER	RESULT	REPORTING LIMIT	UNITS	METHOD	PREPARATION-ANALYSIS DATE	WORK ORDER #
Prep Batch #...: 9183115						
Mercury	ND	0.20	ug/L	SW846 7470A	07/02/09	LFXHC1AH
		Dilution Factor: 1		Analysis Time..: 19:08	MDL.....: 0.027	
Prep Batch #...: 9183412						
Silver	ND	10	ug/L	SW846 6010B	07/06-07/07/09	LFXHC1AJ
		Dilution Factor: 1		Analysis Time..: 17:53	MDL.....: 0.93	
Barium	**21**	**10**	**ug/L**	**SW846 6010B**	**07/06-07/07/09**	**LFXHC1AK**
		Dilution Factor: 1		Analysis Time..: 17:53	MDL.....: 0.58	
Cadmium	ND	5.0	ug/L	SW846 6010B	07/06-07/07/09	LFXHC1AL
		Dilution Factor: 1		Analysis Time..: 17:53	MDL.....: 0.45	
Chromium	**3.3 B**	**10**	**ug/L**	**SW846 6010B**	**07/06-07/07/09**	**LFXHC1AM**
		Dilution Factor: 1		Analysis Time..: 17:53	MDL.....: 0.66	
Copper	ND	15	ug/L	SW846 6010B	07/06-07/07/09	LFXHC1AN
		Dilution Factor: 1		Analysis Time..: 17:53	MDL.....: 1.4	
Lead	ND	9.0	ug/L	SW846 6010B	07/06-07/07/09	LFXHC1AP
		Dilution Factor: 1		Analysis Time..: 17:53	MDL.....: 2.6	
Selenium	ND	15	ug/L	SW846 6010B	07/06-07/07/09	LFXHC1AQ
		Dilution Factor: 1		Analysis Time..: 17:53	MDL.....: 4.9	
Zinc	**5.0 B,J**	**20**	**ug/L**	**SW846 6010B**	**07/06-07/08/09**	**LFXHC1AR**
		Dilution Factor: 1		Analysis Time..: 18:12	MDL.....: 4.5	
Iron	**650**	**100**	**ug/L**	**SW846 6010B**	**07/06-07/07/09**	**LFXHC1AT**
		Dilution Factor: 1		Analysis Time..: 17:53	MDL.....: 22	
Cobalt	ND	10	ug/L	SW846 6010B	07/06-07/07/09	LFXHC1AU
		Dilution Factor: 1		Analysis Time..: 17:53	MDL.....: 1.2	
Nickel	ND	40	ug/L	SW846 6010B	07/06-07/07/09	LFXHC1AV
		Dilution Factor: 1		Analysis Time..: 17:53	MDL.....: 1.3	
Vanadium	**3.9 B**	**10**	**ug/L**	**SW846 6010B**	**07/06-07/07/09**	**LFXHC1AW**
		Dilution Factor: 1		Analysis Time..: 17:53	MDL.....: 1.1	

(Continued on next page)

Waste Management

Client Sample ID: MW-2B

TOTAL Metals

Lot-Sample #...: D9G010142-003 **Matrix.....:** GW

PARAMETER	RESULT	REPORTING LIMIT	UNITS	METHOD	PREPARATION-ANALYSIS DATE	WORK ORDER #
Sodium	**5600**	**1000**	**ug/L**	**SW846 6010B**	**07/06-07/07/09**	**LFXHC1A2**
		Dilution Factor: 1		Analysis Time..: 17:53	MDL.....: 92	
Prep Batch #...: 9183418						
Arsenic	**0.52 B**	**5.0**	**ug/L**	**SW846 6020**	**07/06-07/07/09**	**LFXHC1A3**
		Dilution Factor: 1		Analysis Time..: 03:57	MDL.....: 0.21	
Antimony	**0.075 B**	**2.0**	**ug/L**	**SW846 6020**	**07/06-07/07/09**	**LFXHC1AC**
		Dilution Factor: 1		Analysis Time..: 03:57	MDL.....: 0.070	
Thallium	**0.030 B**	**1.0**	**ug/L**	**SW846 6020**	**07/06-07/07/09**	**LFXHC1AD**
		Dilution Factor: 1		Analysis Time..: 03:57	MDL.....: 0.020	
Beryllium	ND	1.0	ug/L	SW846 6020	07/06-07/07/09	LFXHC1AE
		Dilution Factor: 1		Analysis Time..: 03:57	MDL.....: 0.080	

NOTE(S):

B Estimated result. Result is less than RL.

J Method blank contamination. The associated method blank contains the target analyte at a reportable level.

Waste Management

Client Sample ID: MW-2AR

TOTAL Metals

Lot-Sample #...: D9G010142-004 **Matrix.....:** GW
Date Sampled...: 06/30/09 08:26 **Date Received..:** 07/01/09

PARAMETER	RESULT	REPORTING LIMIT	UNITS	METHOD	PREPARATION-ANALYSIS DATE	WORK ORDER #
Prep Batch #...: 9183115						
Mercury	ND	0.20	ug/L	SW846 7470A	07/02/09	LFXHE1AH
		Dilution Factor: 1		Analysis Time..: 19:11	MDL.....: 0.027	
Prep Batch #...: 9183412						
Silver	ND	10	ug/L	SW846 6010B	07/06-07/07/09	LFXHE1AJ
		Dilution Factor: 1		Analysis Time..: 17:56	MDL.....: 0.93	
Barium	**14**	**10**	**ug/L**	**SW846 6010B**	**07/06-07/07/09**	**LFXHE1AK**
		Dilution Factor: 1		Analysis Time..: 17:56	MDL.....: 0.58	
Cadmium	ND	5.0	ug/L	SW846 6010B	07/06-07/07/09	LFXHE1AL
		Dilution Factor: 1		Analysis Time..: 17:56	MDL.....: 0.45	
Chromium	ND	10	ug/L	SW846 6010B	07/06-07/07/09	LFXHE1AM
		Dilution Factor: 1		Analysis Time..: 17:56	MDL.....: 0.66	
Copper	ND	15	ug/L	SW846 6010B	07/06-07/07/09	LFXHE1AN
		Dilution Factor: 1		Analysis Time..: 17:56	MDL.....: 1.4	
Lead	ND	9.0	ug/L	SW846 6010B	07/06-07/07/09	LFXHE1AP
		Dilution Factor: 1		Analysis Time..: 17:56	MDL.....: 2.6	
Selenium	ND	15	ug/L	SW846 6010B	07/06-07/07/09	LFXHE1AQ
		Dilution Factor: 1		Analysis Time..: 17:56	MDL.....: 4.9	
Zinc	**6.5 B,J**	**20**	**ug/L**	**SW846 6010B**	**07/06-07/08/09**	**LFXHE1AR**
		Dilution Factor: 1		Analysis Time..: 18:14	MDL.....: 4.5	
Iron	**110**	**100**	**ug/L**	**SW846 6010B**	**07/06-07/07/09**	**LFXHE1AT**
		Dilution Factor: 1		Analysis Time..: 17:56	MDL.....: 22	
Cobalt	ND	10	ug/L	SW846 6010B	07/06-07/07/09	LFXHE1AU
		Dilution Factor: 1		Analysis Time..: 17:56	MDL.....: 1.2	
Nickel	ND	40	ug/L	SW846 6010B	07/06-07/07/09	LFXHE1AV
		Dilution Factor: 1		Analysis Time..: 17:56	MDL.....: 1.3	
Vanadium	ND	10	ug/L	SW846 6010B	07/06-07/07/09	LFXHE1AW
		Dilution Factor: 1		Analysis Time..: 17:56	MDL.....: 1.1	

(Continued on next page)

Waste Management

Client Sample ID: MW-2AR

TOTAL Metals

Lot-Sample #...: D9G010142-004 **Matrix.....:** GW

PARAMETER	RESULT	REPORTING LIMIT	UNITS	METHOD	PREPARATION-ANALYSIS DATE	WORK ORDER #
Sodium	**4900**	**1000**	**ug/L**	**SW846 6010B**	**07/06-07/07/09**	**LFXHE1A2**
		Dilution Factor: 1		Analysis Time..: 17:56	MDL.....: 92	
Prep Batch #...: 9183418						
Arsenic	ND	5.0	ug/L	SW846 6020	07/06-07/07/09	LFXHE1A3
		Dilution Factor: 1		Analysis Time..: 04:24	MDL.....: 0.21	
Antimony	**0.078 B**	**2.0**	**ug/L**	**SW846 6020**	**07/06-07/07/09**	**LFXHE1AC**
		Dilution Factor: 1		Analysis Time..: 04:24	MDL.....: 0.070	
Thallium	**0.030 B**	**1.0**	**ug/L**	**SW846 6020**	**07/06-07/07/09**	**LFXHE1AD**
		Dilution Factor: 1		Analysis Time..: 04:24	MDL.....: 0.020	
Beryllium	ND	1.0	ug/L	SW846 6020	07/06-07/07/09	LFXHE1AE
		Dilution Factor: 1		Analysis Time..: 04:24	MDL.....: 0.080	

NOTE(S):

B Estimated result. Result is less than RL.

J Method blank contamination. The associated method blank contains the target analyte at a reportable level.

Waste Management

Client Sample ID: MW-FL2R

TOTAL Metals

Lot-Sample #...: D9G010142-005 **Matrix.....:** GW
Date Sampled...: 06/30/09 07:55 **Date Received..:** 07/01/09

PARAMETER	RESULT	REPORTING LIMIT	UNITS	METHOD	PREPARATION-ANALYSIS DATE	WORK ORDER #
Prep Batch #...: 9183115						
Mercury	ND	0.20	ug/L	SW846 7470A	07/02/09	LFXHH1AH
		Dilution Factor: 1		Analysis Time..: 19:13	MDL.....: 0.027	
Prep Batch #...: 9183412						
Silver	ND	10	ug/L	SW846 6010B	07/06-07/07/09	LFXHH1AJ
		Dilution Factor: 1		Analysis Time..: 17:58	MDL.....: 0.93	
Barium	**54**	**10**	**ug/L**	**SW846 6010B**	**07/06-07/07/09**	**LFXHH1AK**
		Dilution Factor: 1		Analysis Time..: 17:58	MDL.....: 0.58	
Cadmium	ND	5.0	ug/L	SW846 6010B	07/06-07/07/09	LFXHH1AL
		Dilution Factor: 1		Analysis Time..: 17:58	MDL.....: 0.45	
Chromium	**24**	**10**	**ug/L**	**SW846 6010B**	**07/06-07/07/09**	**LFXHH1AM**
		Dilution Factor: 1		Analysis Time..: 17:58	MDL.....: 0.66	
Copper	**22**	**15**	**ug/L**	**SW846 6010B**	**07/06-07/07/09**	**LFXHH1AN**
		Dilution Factor: 1		Analysis Time..: 17:58	MDL.....: 1.4	
Lead	ND	9.0	ug/L	SW846 6010B	07/06-07/07/09	LFXHH1AP
		Dilution Factor: 1		Analysis Time..: 17:58	MDL.....: 2.6	
Selenium	ND	15	ug/L	SW846 6010B	07/06-07/07/09	LFXHH1AQ
		Dilution Factor: 1		Analysis Time..: 17:58	MDL.....: 4.9	
Zinc	**19 B,J**	**20**	**ug/L**	**SW846 6010B**	**07/06-07/08/09**	**LFXHH1AR**
		Dilution Factor: 1		Analysis Time..: 18:17	MDL.....: 4.5	
Iron	**280**	**100**	**ug/L**	**SW846 6010B**	**07/06-07/07/09**	**LFXHH1AT**
		Dilution Factor: 1		Analysis Time..: 17:58	MDL.....: 22	
Cobalt	ND	10	ug/L	SW846 6010B	07/06-07/07/09	LFXHH1AU
		Dilution Factor: 1		Analysis Time..: 17:58	MDL.....: 1.2	
Nickel	ND	40	ug/L	SW846 6010B	07/06-07/07/09	LFXHH1AV
		Dilution Factor: 1		Analysis Time..: 17:58	MDL.....: 1.3	
Vanadium	**17**	**10**	**ug/L**	**SW846 6010B**	**07/06-07/07/09**	**LFXHH1AW**
		Dilution Factor: 1		Analysis Time..: 17:58	MDL.....: 1.1	

(Continued on next page)

Waste Management

Client Sample ID: MW-FL2R

TOTAL Metals

Lot-Sample #...: D9G010142-005 **Matrix.....:** GW

PARAMETER	RESULT	REPORTING LIMIT	UNITS	METHOD	PREPARATION-ANALYSIS DATE	WORK ORDER #
Sodium	**1700**	**1000**	**ug/L**	**SW846 6010B**	**07/06-07/07/09**	**LFXHH1A2**
		Dilution Factor: 1		Analysis Time..: 17:58	MDL.....: 92	
Prep Batch #...: 9183418						
Arsenic	**1.3 B**	**5.0**	**ug/L**	**SW846 6020**	**07/06-07/07/09**	**LFXHH1A3**
		Dilution Factor: 1		Analysis Time..: 04:27	MDL.....: 0.21	
Antimony	**0.60 B**	**2.0**	**ug/L**	**SW846 6020**	**07/06-07/07/09**	**LFXHH1AC**
		Dilution Factor: 1		Analysis Time..: 04:27	MDL.....: 0.070	
Thallium	ND	1.0	ug/L	SW846 6020	07/06-07/07/09	LFXHH1AD
		Dilution Factor: 1		Analysis Time..: 04:27	MDL.....: 0.020	
Beryllium	ND	1.0	ug/L	SW846 6020	07/06-07/07/09	LFXHH1AE
		Dilution Factor: 1		Analysis Time..: 04:27	MDL.....: 0.080	

NOTE(S):

B Estimated result. Result is less than RL.

J Method blank contamination. The associated method blank contains the target analyte at a reportable level.

Waste Management

Client Sample ID: MW-6AR

TOTAL Metals

Lot-Sample #...: D9G010142-006 **Matrix.....:** GW
Date Sampled...: 06/30/09 07:17 **Date Received..:** 07/01/09

PARAMETER	RESULT	REPORTING LIMIT	UNITS	METHOD	PREPARATION-ANALYSIS DATE	WORK ORDER #
Prep Batch #...: 9183115						
Mercury	**0.25**	**0.20**	**ug/L**	**SW846 7470A**	**07/02/09**	**LFXHK1AH**
		Dilution Factor: 1		Analysis Time..: 19:15	MDL.....: 0.027	
Prep Batch #...: 9183412						
Silver	ND	10	ug/L	SW846 6010B	07/06-07/07/09	LFXHK1AJ
		Dilution Factor: 1		Analysis Time..: 18:00	MDL.....: 0.93	
Barium	**19**	**10**	**ug/L**	**SW846 6010B**	**07/06-07/07/09**	**LFXHK1AK**
		Dilution Factor: 1		Analysis Time..: 18:00	MDL.....: 0.58	
Cadmium	ND	5.0	ug/L	SW846 6010B	07/06-07/07/09	LFXHK1AL
		Dilution Factor: 1		Analysis Time..: 18:00	MDL.....: 0.45	
Chromium	ND	10	ug/L	SW846 6010B	07/06-07/07/09	LFXHK1AM
		Dilution Factor: 1		Analysis Time..: 18:00	MDL.....: 0.66	
Copper	ND	15	ug/L	SW846 6010B	07/06-07/07/09	LFXHK1AN
		Dilution Factor: 1		Analysis Time..: 18:00	MDL.....: 1.4	
Lead	ND	9.0	ug/L	SW846 6010B	07/06-07/07/09	LFXHK1AP
		Dilution Factor: 1		Analysis Time..: 18:00	MDL.....: 2.6	
Selenium	ND	15	ug/L	SW846 6010B	07/06-07/07/09	LFXHK1AQ
		Dilution Factor: 1		Analysis Time..: 18:00	MDL.....: 4.9	
Zinc	ND	20	ug/L	SW846 6010B	07/06-07/08/09	LFXHK1AR
		Dilution Factor: 1		Analysis Time..: 18:19	MDL.....: 4.5	
Iron	ND	100	ug/L	SW846 6010B	07/06-07/07/09	LFXHK1AT
		Dilution Factor: 1		Analysis Time..: 18:00	MDL.....: 22	
Cobalt	ND	10	ug/L	SW846 6010B	07/06-07/07/09	LFXHK1AU
		Dilution Factor: 1		Analysis Time..: 18:00	MDL.....: 1.2	
Nickel	ND	40	ug/L	SW846 6010B	07/06-07/07/09	LFXHK1AV
		Dilution Factor: 1		Analysis Time..: 18:00	MDL.....: 1.3	
Vanadium	ND	10	ug/L	SW846 6010B	07/06-07/07/09	LFXHK1AW
		Dilution Factor: 1		Analysis Time..: 18:00	MDL.....: 1.1	

(Continued on next page)

Waste Management

Client Sample ID: MW-6AR

TOTAL Metals

Lot-Sample #...: D9G010142-006 **Matrix.....:** GW

PARAMETER	RESULT	REPORTING LIMIT	UNITS	METHOD	PREPARATION-ANALYSIS DATE	WORK ORDER #
Sodium	**11000**	**1000**	**ug/L**	**SW846 6010B**	**07/06-07/08/09**	**LFXHK1A2**
		Dilution Factor: 1		Analysis Time..: 18:19	MDL.....: 92	
Prep Batch #...: 9183418						
Arsenic	ND	5.0	ug/L	SW846 6020	07/06-07/07/09	LFXHK1A3
		Dilution Factor: 1		Analysis Time..: 04:30	MDL.....: 0.21	
Antimony	ND	2.0	ug/L	SW846 6020	07/06-07/07/09	LFXHK1AC
		Dilution Factor: 1		Analysis Time..: 04:30	MDL.....: 0.070	
Thallium	**0.058 B**	**1.0**	**ug/L**	**SW846 6020**	**07/06-07/07/09**	**LFXHK1AD**
		Dilution Factor: 1		Analysis Time..: 04:30	MDL.....: 0.020	
Beryllium	ND	1.0	ug/L	SW846 6020	07/06-07/07/09	LFXHK1AE
		Dilution Factor: 1		Analysis Time..: 04:30	MDL.....: 0.080	

NOTE(S):

B Estimated result. Result is less than RL.

Waste Management

Client Sample ID: MW-6BR

TOTAL Metals

Lot-Sample #...: D9G010142-007 **Matrix.....:** GW
Date Sampled...: 06/30/09 06:46 **Date Received..:** 07/01/09

PARAMETER	RESULT	REPORTING LIMIT	UNITS	METHOD	PREPARATION-ANALYSIS DATE	WORK ORDER #
Prep Batch #...: 9183115						
Mercury	ND	0.20	ug/L	SW846 7470A	07/02/09	LFXHL1AH
		Dilution Factor: 1		Analysis Time..: 19:18	MDL.....: 0.027	
Prep Batch #...: 9183412						
Silver	ND	10	ug/L	SW846 6010B	07/06-07/07/09	LFXHL1AJ
		Dilution Factor: 1		Analysis Time..: 18:03	MDL.....: 0.93	
Barium	**14**	**10**	**ug/L**	**SW846 6010B**	**07/06-07/07/09**	**LFXHL1AK**
		Dilution Factor: 1		Analysis Time..: 18:03	MDL.....: 0.58	
Cadmium	ND	5.0	ug/L	SW846 6010B	07/06-07/07/09	LFXHL1AL
		Dilution Factor: 1		Analysis Time..: 18:03	MDL.....: 0.45	
Chromium	**39**	**10**	**ug/L**	**SW846 6010B**	**07/06-07/07/09**	**LFXHL1AM**
		Dilution Factor: 1		Analysis Time..: 18:03	MDL.....: 0.66	
Copper	ND	15	ug/L	SW846 6010B	07/06-07/07/09	LFXHL1AN
		Dilution Factor: 1		Analysis Time..: 18:03	MDL.....: 1.4	
Lead	ND	9.0	ug/L	SW846 6010B	07/06-07/07/09	LFXHL1AP
		Dilution Factor: 1		Analysis Time..: 18:03	MDL.....: 2.6	
Selenium	ND	15	ug/L	SW846 6010B	07/06-07/07/09	LFXHL1AQ
		Dilution Factor: 1		Analysis Time..: 18:03	MDL.....: 4.9	
Zinc	**10 B,J**	**20**	**ug/L**	**SW846 6010B**	**07/06-07/08/09**	**LFXHL1AR**
		Dilution Factor: 1		Analysis Time..: 18:21	MDL.....: 4.5	
Iron	**1500**	**100**	**ug/L**	**SW846 6010B**	**07/06-07/07/09**	**LFXHL1AT**
		Dilution Factor: 1		Analysis Time..: 18:03	MDL.....: 22	
Cobalt	ND	10	ug/L	SW846 6010B	07/06-07/07/09	LFXHL1AU
		Dilution Factor: 1		Analysis Time..: 18:03	MDL.....: 1.2	
Nickel	**4.9 B**	**40**	**ug/L**	**SW846 6010B**	**07/06-07/07/09**	**LFXHL1AV**
		Dilution Factor: 1		Analysis Time..: 18:03	MDL.....: 1.3	
Vanadium	**9.5 B**	**10**	**ug/L**	**SW846 6010B**	**07/06-07/07/09**	**LFXHL1AW**
		Dilution Factor: 1		Analysis Time..: 18:03	MDL.....: 1.1	

(Continued on next page)

Waste Management

Client Sample ID: MW-6BR

TOTAL Metals

Lot-Sample #...: D9G010142-007 **Matrix.....:** GW

PARAMETER	RESULT	REPORTING LIMIT	UNITS	METHOD	PREPARATION-ANALYSIS DATE	WORK ORDER #
Sodium	**6800**	**1000**	**ug/L**	**SW846 6010B**	**07/06-07/07/09**	**LFXHL1A2**
		Dilution Factor: 1		Analysis Time..: 18:03	MDL.....: 92	
Prep Batch #...: 9183418						
Arsenic	**1.6 B**	**5.0**	**ug/L**	**SW846 6020**	**07/06-07/07/09**	**LFXHL1A3**
		Dilution Factor: 1		Analysis Time..: 04:34	MDL.....: 0.21	
Antimony	**0.12 B**	**2.0**	**ug/L**	**SW846 6020**	**07/06-07/07/09**	**LFXHL1AC**
		Dilution Factor: 1		Analysis Time..: 04:34	MDL.....: 0.070	
Thallium	**0.30 B**	**1.0**	**ug/L**	**SW846 6020**	**07/06-07/07/09**	**LFXHL1AD**
		Dilution Factor: 1		Analysis Time..: 04:34	MDL.....: 0.020	
Beryllium	ND	1.0	ug/L	SW846 6020	07/06-07/07/09	LFXHL1AE
		Dilution Factor: 1		Analysis Time..: 04:34	MDL.....: 0.080	

NOTE(S):

B Estimated result. Result is less than RL.

J Method blank contamination. The associated method blank contains the target analyte at a reportable level.

Waste Management

Client Sample ID: EQUIPMENT BLANK 1

TOTAL Metals

Lot-Sample #...: D9G010142-008 **Matrix.....:** OW
Date Sampled...: 06/30/09 10:40 **Date Received..:** 07/01/09

PARAMETER	RESULT	REPORTING LIMIT	UNITS	METHOD	PREPARATION-ANALYSIS DATE	WORK ORDER #
Prep Batch #...: 9183115						
Mercury	ND	0.20	ug/L	SW846 7470A	07/02/09	LFXHN1AH
		Dilution Factor: 1		Analysis Time..: 19:20	MDL.....: 0.027	
Prep Batch #...: 9183412						
Silver	ND	10	ug/L	SW846 6010B	07/06-07/07/09	LFXHN1AJ
		Dilution Factor: 1		Analysis Time..: 18:05	MDL.....: 0.93	
Barium	ND	10	ug/L	SW846 6010B	07/06-07/07/09	LFXHN1AK
		Dilution Factor: 1		Analysis Time..: 18:05	MDL.....: 0.58	
Cadmium	ND	5.0	ug/L	SW846 6010B	07/06-07/07/09	LFXHN1AL
		Dilution Factor: 1		Analysis Time..: 18:05	MDL.....: 0.45	
Chromium	ND	10	ug/L	SW846 6010B	07/06-07/07/09	LFXHN1AM
		Dilution Factor: 1		Analysis Time..: 18:05	MDL.....: 0.66	
Copper	ND	15	ug/L	SW846 6010B	07/06-07/07/09	LFXHN1AN
		Dilution Factor: 1		Analysis Time..: 18:05	MDL.....: 1.4	
Lead	ND	9.0	ug/L	SW846 6010B	07/06-07/07/09	LFXHN1AP
		Dilution Factor: 1		Analysis Time..: 18:05	MDL.....: 2.6	
Selenium	ND	15	ug/L	SW846 6010B	07/06-07/07/09	LFXHN1AQ
		Dilution Factor: 1		Analysis Time..: 18:05	MDL.....: 4.9	
Zinc	ND	20	ug/L	SW846 6010B	07/06-07/08/09	LFXHN1AR
		Dilution Factor: 1		Analysis Time..: 18:23	MDL.....: 4.5	
Iron	ND	100	ug/L	SW846 6010B	07/06-07/07/09	LFXHN1AT
		Dilution Factor: 1		Analysis Time..: 18:05	MDL.....: 22	
Cobalt	ND	10	ug/L	SW846 6010B	07/06-07/07/09	LFXHN1AU
		Dilution Factor: 1		Analysis Time..: 18:05	MDL.....: 1.2	
Nickel	ND	40	ug/L	SW846 6010B	07/06-07/07/09	LFXHN1AV
		Dilution Factor: 1		Analysis Time..: 18:05	MDL.....: 1.3	
Vanadium	ND	10	ug/L	SW846 6010B	07/06-07/07/09	LFXHN1AW
		Dilution Factor: 1		Analysis Time..: 18:05	MDL.....: 1.1	

(Continued on next page)

Waste Management

Client Sample ID: EQUIPMENT BLANK 1

TOTAL Metals

Lot-Sample #...: D9G010142-008 **Matrix.....:** OW

PARAMETER	RESULT	REPORTING LIMIT	UNITS	METHOD	PREPARATION-ANALYSIS DATE	WORK ORDER #
Sodium	ND	1000	ug/L	SW846 6010B	07/06-07/07/09	LFXHN1A2
		Dilution Factor: 1		Analysis Time..: 18:05	MDL.....: 92	
Prep Batch #...: 9183418						
Arsenic	ND	5.0	ug/L	SW846 6020	07/06-07/07/09	LFXHN1A3
		Dilution Factor: 1		Analysis Time..: 04:37	MDL.....: 0.21	
Antimony	ND	2.0	ug/L	SW846 6020	07/06-07/07/09	LFXHN1AC
		Dilution Factor: 1		Analysis Time..: 04:37	MDL.....: 0.070	
Thallium	ND	1.0	ug/L	SW846 6020	07/06-07/07/09	LFXHN1AD
		Dilution Factor: 1		Analysis Time..: 04:37	MDL.....: 0.020	
Beryllium	ND	1.0	ug/L	SW846 6020	07/06-07/07/09	LFXHN1AE
		Dilution Factor: 1		Analysis Time..: 04:37	MDL.....: 0.080	

Waste Management

Client Sample ID: FIELD BLANK 1

TOTAL Metals

Lot-Sample #...: D9G010142-009 **Matrix.....:** OW
Date Sampled...: 06/30/09 11:00 **Date Received..:** 07/01/09

PARAMETER	RESULT	REPORTING LIMIT	UNITS	METHOD	PREPARATION-ANALYSIS DATE	WORK ORDER #
Prep Batch #...: 9183115						
Mercury	ND	0.20	ug/L	SW846 7470A	07/02/09	LFXHR1AH
		Dilution Factor: 1		Analysis Time..: 19:22	MDL.....: 0.027	
Prep Batch #...: 9183412						
Silver	ND	10	ug/L	SW846 6010B	07/06-07/07/09	LFXHR1AJ
		Dilution Factor: 1		Analysis Time..: 18:07	MDL.....: 0.93	
Barium	ND	10	ug/L	SW846 6010B	07/06-07/07/09	LFXHR1AK
		Dilution Factor: 1		Analysis Time..: 18:07	MDL.....: 0.58	
Cadmium	ND	5.0	ug/L	SW846 6010B	07/06-07/07/09	LFXHR1AL
		Dilution Factor: 1		Analysis Time..: 18:07	MDL.....: 0.45	
Chromium	ND	10	ug/L	SW846 6010B	07/06-07/07/09	LFXHR1AM
		Dilution Factor: 1		Analysis Time..: 18:07	MDL.....: 0.66	
Copper	ND	15	ug/L	SW846 6010B	07/06-07/07/09	LFXHR1AN
		Dilution Factor: 1		Analysis Time..: 18:07	MDL.....: 1.4	
Lead	ND	9.0	ug/L	SW846 6010B	07/06-07/07/09	LFXHR1AP
		Dilution Factor: 1		Analysis Time..: 18:07	MDL.....: 2.6	
Selenium	ND	15	ug/L	SW846 6010B	07/06-07/07/09	LFXHR1AQ
		Dilution Factor: 1		Analysis Time..: 18:07	MDL.....: 4.9	
Zinc	ND	20	ug/L	SW846 6010B	07/06-07/08/09	LFXHR1AR
		Dilution Factor: 1		Analysis Time..: 18:26	MDL.....: 4.5	
Iron	ND	100	ug/L	SW846 6010B	07/06-07/07/09	LFXHR1AT
		Dilution Factor: 1		Analysis Time..: 18:07	MDL.....: 22	
Cobalt	ND	10	ug/L	SW846 6010B	07/06-07/07/09	LFXHR1AU
		Dilution Factor: 1		Analysis Time..: 18:07	MDL.....: 1.2	
Nickel	ND	40	ug/L	SW846 6010B	07/06-07/07/09	LFXHR1AV
		Dilution Factor: 1		Analysis Time..: 18:07	MDL.....: 1.3	
Vanadium	ND	10	ug/L	SW846 6010B	07/06-07/07/09	LFXHR1AW
		Dilution Factor: 1		Analysis Time..: 18:07	MDL.....: 1.1	

(Continued on next page)

Waste Management

Client Sample ID: FIELD BLANK 1

TOTAL Metals

Lot-Sample #...: D9G010142-009 **Matrix.....:** OW

PARAMETER	RESULT	REPORTING LIMIT	UNITS	METHOD	PREPARATION-ANALYSIS DATE	WORK ORDER #
Sodium	ND	1000	ug/L	SW846 6010B	07/06-07/07/09	LFXHR1A2
		Dilution Factor: 1		Analysis Time..: 18:07	MDL.....: 92	
Prep Batch #...: 9183418						
Arsenic	ND	5.0	ug/L	SW846 6020	07/06-07/07/09	LFXHR1A3
		Dilution Factor: 1		Analysis Time..: 04:41	MDL.....: 0.21	
Antimony	ND	2.0	ug/L	SW846 6020	07/06-07/07/09	LFXHR1AC
		Dilution Factor: 1		Analysis Time..: 04:41	MDL.....: 0.070	
Thallium	ND	1.0	ug/L	SW846 6020	07/06-07/07/09	LFXHR1AD
		Dilution Factor: 1		Analysis Time..: 04:41	MDL.....: 0.020	
Beryllium	ND	1.0	ug/L	SW846 6020	07/06-07/07/09	LFXHR1AE
		Dilution Factor: 1		Analysis Time..: 04:41	MDL.....: 0.080	

Waste Management

Client Sample ID: MW-8R

TOTAL Metals

Lot-Sample #...: D9G010175-001 **Matrix.....:** GW
Date Sampled...: 06/30/09 10:15 **Date Received..:** 07/01/09

PARAMETER	RESULT	REPORTING LIMIT	UNITS	METHOD	PREPARATION-ANALYSIS DATE	WORK ORDER #
Prep Batch #...: 9183408						
Aluminum	**190**	**100**	**ug/L**	**SW846 6010B**	**07/06-07/07/09**	**LFXJK1AC**
		Dilution Factor: 1		Analysis Time..: 18:23	MDL.....: 18	
Manganese	**2.5 B**	**10**	**ug/L**	**SW846 6010B**	**07/06-07/07/09**	**LFXJK1AD**
		Dilution Factor: 1		Analysis Time..: 18:23	MDL.....: 0.25	

NOTE(S):

B Estimated result. Result is less than RL.

Waste Management

Client Sample ID: MW-3A

TOTAL Metals

Lot-Sample #...: D9G010175-002 **Matrix.....:** GW
Date Sampled...: 06/30/09 09:36 **Date Received..:** 07/01/09

PARAMETER	RESULT	REPORTING LIMIT	UNITS	METHOD	PREPARATION-ANALYSIS DATE	WORK ORDER #
Prep Batch #...: 9183408						
Aluminum	**450**	**100**	**ug/L**	**SW846 6010B**	**07/06-07/07/09**	**LFXJQ1AC**
		Dilution Factor: 1		Analysis Time..: 18:41	MDL.....: 18	
Manganese	**3.6 B**	**10**	**ug/L**	**SW846 6010B**	**07/06-07/07/09**	**LFXJQ1AD**
		Dilution Factor: 1		Analysis Time..: 18:41	MDL.....: 0.25	

NOTE(S):

B Estimated result. Result is less than RL.

Waste Management

Client Sample ID: MW-2B

TOTAL Metals

Lot-Sample #...: D9G010175-003 **Matrix.....:** GW
Date Sampled...: 06/30/09 09:01 **Date Received..:** 07/01/09

PARAMETER	RESULT	REPORTING LIMIT	UNITS	METHOD	PREPARATION-ANALYSIS DATE	WORK ORDER #
Prep Batch #...: 9183408						
Aluminum	**570**	**100**	**ug/L**	**SW846 6010B**	**07/06-07/07/09**	**LFXJV1AC**
		Dilution Factor: 1		Analysis Time..: 18:43	MDL.....: 18	
Manganese	**2.8 B**	**10**	**ug/L**	**SW846 6010B**	**07/06-07/07/09**	**LFXJV1AD**
		Dilution Factor: 1		Analysis Time..: 18:43	MDL.....: 0.25	

NOTE(S):

B Estimated result. Result is less than RL.

Waste Management

Client Sample ID: MW-2AR

TOTAL Metals

Lot-Sample #...: D9G010175-004 **Matrix.....:** GW
Date Sampled...: 06/30/09 08:26 **Date Received..:** 07/01/09

PARAMETER	RESULT	REPORTING LIMIT	UNITS	METHOD	PREPARATION-ANALYSIS DATE	WORK ORDER #
Prep Batch #...: 9183408						
Aluminum	**180**	**100**	**ug/L**	**SW846 6010B**	**07/06-07/07/09**	**LFXJW1AC**
		Dilution Factor: 1		Analysis Time..: 18:46	MDL.....: 18	
Manganese	**4.6 B**	**10**	**ug/L**	**SW846 6010B**	**07/06-07/07/09**	**LFXJW1AD**
		Dilution Factor: 1		Analysis Time..: 18:46	MDL.....: 0.25	

NOTE(S):

B Estimated result. Result is less than RL.

Waste Management

Client Sample ID: MW-FL2R

TOTAL Metals

Lot-Sample #...: D9G010175-005 **Matrix.....:** GW
Date Sampled...: 06/30/09 07:55 **Date Received..:** 07/01/09

PARAMETER	RESULT	REPORTING LIMIT	UNITS	METHOD	PREPARATION-ANALYSIS DATE	WORK ORDER #
Prep Batch #...: 9183408						
Aluminum	**3400**	**100**	**ug/L**	**SW846 6010B**	**07/06-07/07/09**	**LFXJ01AC**
		Dilution Factor: 1		Analysis Time..: 18:48	MDL.....: 18	
Manganese	**1.6 B**	**10**	**ug/L**	**SW846 6010B**	**07/06-07/07/09**	**LFXJ01AD**
		Dilution Factor: 1		Analysis Time..: 18:48	MDL.....: 0.25	

NOTE(S):

B Estimated result. Result is less than RL.

Waste Management

Client Sample ID: MW-6AR

TOTAL Metals

Lot-Sample #...: D9G010175-006 **Matrix.....:** GW
Date Sampled...: 06/30/09 07:17 **Date Received..:** 07/01/09

PARAMETER	RESULT	REPORTING LIMIT	UNITS	METHOD	PREPARATION-ANALYSIS DATE	WORK ORDER #
Prep Batch #...: 9183408						
Aluminum	**28 B**	**100**	**ug/L**	**SW846 6010B**	**07/06-07/07/09**	**LFXJ21AC**
		Dilution Factor: 1		Analysis Time..: 18:50	MDL.....: 18	
Manganese	**4.5 B**	**10**	**ug/L**	**SW846 6010B**	**07/06-07/07/09**	**LFXJ21AD**
		Dilution Factor: 1		Analysis Time..: 18:50	MDL.....: 0.25	

NOTE(S):

B Estimated result. Result is less than RL.

Waste Management

Client Sample ID: MW-6BR

TOTAL Metals

Lot-Sample #...: D9G010175-007 **Matrix.....:** GW
Date Sampled...: 06/30/09 06:46 **Date Received..:** 07/01/09

PARAMETER	RESULT	REPORTING LIMIT	UNITS	METHOD	PREPARATION-ANALYSIS DATE	WORK ORDER #
Prep Batch #...: 9183408						
Aluminum	**400**	**100**	**ug/L**	**SW846 6010B**	**07/06-07/07/09**	**LFXJ41AC**
		Dilution Factor: 1		Analysis Time..: 18:52	MDL.....: 18	
Manganese	**44**	**10**	**ug/L**	**SW846 6010B**	**07/06-07/07/09**	**LFXJ41AD**
		Dilution Factor: 1		Analysis Time..: 18:52	MDL.....: 0.25	

Waste Management

Client Sample ID: EQUIPTMENT BLANK 1

TOTAL Metals

Lot-Sample #...: D9G010175-008 **Matrix.....:** OW
Date Sampled...: 06/30/09 10:40 **Date Received..:** 07/01/09

PARAMETER	RESULT	REPORTING LIMIT	UNITS	METHOD	PREPARATION-ANALYSIS DATE	WORK ORDER #
Prep Batch #...: 9183408						
Aluminum	ND	100	ug/L	SW846 6010B	07/06-07/07/09	LFXJ71AC
		Dilution Factor: 1		Analysis Time..: 18:55	MDL.....: 18	
Manganese	ND	10	ug/L	SW846 6010B	07/06-07/07/09	LFXJ71AD
		Dilution Factor: 1		Analysis Time..: 18:55	MDL.....: 0.25	

Waste Management

Client Sample ID: FIELD BLANK 1

TOTAL Metals

Lot-Sample #...: D9G010175-009 **Matrix.....:** OW
Date Sampled...: 06/30/09 11:00 **Date Received..:** 07/01/09

PARAMETER	RESULT	REPORTING LIMIT	UNITS	METHOD	PREPARATION-ANALYSIS DATE	WORK ORDER #
Prep Batch #...: 9183408						
Aluminum	ND	100	ug/L	SW846 6010B	07/06-07/07/09	LFXJ81AC
		Dilution Factor: 1		Analysis Time..: 18:57	MDL.....: 18	
Manganese	ND	10	ug/L	SW846 6010B	07/06-07/07/09	LFXJ81AD
		Dilution Factor: 1		Analysis Time..: 18:57	MDL.....: 0.25	

Waste Management

Client Sample ID: MW-4B

General Chemistry

Lot-Sample #...: D9F270122-001 **Work Order #...:** LFQPE **Matrix.....:** GW
Date Sampled...: 06/26/09 11:37 **Date Received..:** 06/27/09

PARAMETER	RESULT	RL	UNITS	METHOD	PREPARATION-ANALYSIS DATE	PREP BATCH #
Ammonia as N	ND	0.10	mg/L	MCAWW 350.1	07/09/09	9188446
		Dilution Factor: 1		Analysis Time..: 11:40	MDL.....: 0.022	
Chloride	**4.8**	**3.0**	**mg/L**	**MCAWW 300.0A**	**06/27/09**	**9181150**
		Dilution Factor: 1		Analysis Time..: 10:52	MDL.....: 0.25	
Color	ND	5.0	No Units	SM20 2120B	06/30/09	9181385
		Dilution Factor: 1		Analysis Time..: 09:45	MDL.....:	
Field pH	**5.70**	**0.1**	**No Units**	**MCAWW 150.1**	**06/26/09**	**9181259**
		Dilution Factor: 1		Analysis Time..: 11:37	MDL.....:	
Field Conductivity	**65**	**1**	**umhos/cm**	**MCAWW 120.1**	**06/26/09**	**9181259**
		Dilution Factor: 1		Analysis Time..: 11:37	MDL.....:	
Field Dissolved Oxygen	**1.9**	**0.5**	**mg/L**	**MCAWW 360.1**	**06/26/09**	**9181259**
		Dilution Factor: 1		Analysis Time..: 11:37	MDL.....: 0.01	
Field Temperature	**25.4**	**--**	**deg C**	**MCAWW 170.1**	**06/26/09**	**9181259**
		Dilution Factor: 1		Analysis Time..: 11:37	MDL.....:	
Field Turbidity	**2.5**	**0.5**	**NTU**	**MCAWW 180.1**	**06/26/09**	**9181259**
		Dilution Factor: 1		Analysis Time..: 11:37	MDL.....:	
Groundwater Elevation	**53.69**		**ft/msl**	**NONE GW Elevation**	**06/26/09**	**9181259**
		Dilution Factor: 1		Analysis Time..: 11:37	MDL.....:	
Nitrate	**4.9**	**0.50**	**mg/L**	**MCAWW 300.0A**	**06/27/09**	**9181151**
		Dilution Factor: 1		Analysis Time..: 10:52	MDL.....: 0.042	
Total Dissolved Solids	**57**	**10**	**mg/L**	**SM18 2540 C**	**06/30/09**	**9181100**
		Dilution Factor: 1		Analysis Time..: 13:55	MDL.....: 4.7	

Waste Management

Client Sample ID: MW-5A

General Chemistry

Lot-Sample #...: D9F270122-002 **Work Order #...:** LFQPT **Matrix.....:** GW
Date Sampled...: 06/26/09 11:02 **Date Received..:** 06/27/09

PARAMETER	RESULT	RL	UNITS	METHOD	PREPARATION-ANALYSIS DATE	PREP BATCH #
Ammonia as N	ND	0.10	mg/L	MCAWW 350.1	07/09/09	9188446
	Dilution Factor: 1			Analysis Time..: 11:40	MDL.....: 0.022	
Chloride	**2.2 B**	**3.0**	**mg/L**	**MCAWW 300.0A**	**06/27/09**	**9181150**
	Dilution Factor: 1			Analysis Time..: 11:43	MDL.....: 0.25	
Color	ND	5.0	No Units	SM20 2120B	06/30/09	9181385
	Dilution Factor: 1			Analysis Time..: 09:45	MDL.....	
Field pH	**4.56**	**0.1**	**No Units**	**MCAWW 150.1**	**06/26/09**	**9181259**
	Dilution Factor: 1			Analysis Time..: 11:02	MDL.....	
Field Conductivity	**56**	**1**	**umhos/cm**	**MCAWW 120.1**	**06/26/09**	**9181259**
	Dilution Factor: 1			Analysis Time..: 11:02	MDL.....	
Field Dissolved Oxygen	**1.4**	**0.5**	**mg/L**	**MCAWW 360.1**	**06/26/09**	**9181259**
	Dilution Factor: 1			Analysis Time..: 11:02	MDL.....: 0.01	
Field Temperature	**24.9**	--	**deg C**	**MCAWW 170.1**	**06/26/09**	**9181259**
	Dilution Factor: 1			Analysis Time..: 11:02	MDL.....	
Field Turbidity	**4.7**	**0.5**	**NTU**	**MCAWW 180.1**	**06/26/09**	**9181259**
	Dilution Factor: 1			Analysis Time..: 11:02	MDL.....	
Groundwater Elevation	**55.23**		**ft/msl**	**NONE GW Elevation**	**06/26/09**	**9181259**
	Dilution Factor: 1			Analysis Time..: 11:02	MDL.....	
Nitrate	**2.0**	**0.50**	**mg/L**	**MCAWW 300.0A**	**06/27/09**	**9181151**
	Dilution Factor: 1			Analysis Time..: 11:43	MDL.....: 0.042	
Total Dissolved Solids	**39**	**10**	**mg/L**	**SM18 2540 C**	**06/30/09**	**9181100**
	Dilution Factor: 1			Analysis Time..: 13:55	MDL.....: 4.7	

NOTE(S):

RL Reporting Limit

B Estimated result. Result is less than RL.

Waste Management

Client Sample ID: MW-5B

General Chemistry

Lot-Sample #...: D9F270122-003 **Work Order #...:** LFQPX **Matrix.....:** GW
Date Sampled...: 06/26/09 10:34 **Date Received..:** 06/27/09

PARAMETER	RESULT	RL	UNITS	METHOD	PREPARATION-ANALYSIS DATE	PREP BATCH #
Ammonia as N	ND	0.10	mg/L	MCAWW 350.1	07/09/09	9188446
		Dilution Factor: 1		Analysis Time..: 11:40	MDL.....: 0.022	
Chloride	**7.3**	**3.0**	**mg/L**	**MCAWW 300.0A**	**06/27/09**	**9181150**
		Dilution Factor: 1		Analysis Time..: 11:59	MDL.....: 0.25	
Color	ND	5.0	No Units	SM20 2120B	06/30/09	9181385
		Dilution Factor: 1		Analysis Time..: 09:45	MDL.....	
Field pH	**7.55**	**0.1**	**No Units**	**MCAWW 150.1**	**06/26/09**	**9181259**
		Dilution Factor: 1		Analysis Time..: 10:34	MDL.....	
Field Conductivity	**209**	**1**	**umhos/cm**	**MCAWW 120.1**	**06/26/09**	**9181259**
		Dilution Factor: 1		Analysis Time..: 10:34	MDL.....	
Field Dissolved Oxygen	**1.0**	**0.5**	**mg/L**	**MCAWW 360.1**	**06/26/09**	**9181259**
		Dilution Factor: 1		Analysis Time..: 10:34	MDL.....: 0.01	
Field Temperature	**24.8**	--	**deg C**	**MCAWW 170.1**	**06/26/09**	**9181259**
		Dilution Factor: 1		Analysis Time..: 10:34	MDL.....	
Field Turbidity	**3.9**	**0.5**	**NTU**	**MCAWW 180.1**	**06/26/09**	**9181259**
		Dilution Factor: 1		Analysis Time..: 10:34	MDL.....	
Groundwater Elevation	**53.17**		**ft/msl**	**NONE GW Elevation**	**06/26/09**	**9181259**
		Dilution Factor: 1		Analysis Time..: 10:34	MDL.....	
Nitrate	**0.55**	**0.50**	**mg/L**	**MCAWW 300.0A**	**06/27/09**	**9181151**
		Dilution Factor: 1		Analysis Time..: 11:59	MDL.....: 0.042	
Total Dissolved Solids	**120**	**10**	**mg/L**	**SM18 2540 C**	**06/30/09**	**9181100**
		Dilution Factor: 1		Analysis Time..: 13:55	MDL.....: 4.7	

Waste Management

Client Sample ID: MW-7A

General Chemistry

Lot-Sample #...: D9F270122-004 **Work Order #...:** LFQP2 **Matrix.....:** GW
Date Sampled...: 06/26/09 10:04 **Date Received..:** 06/27/09

PARAMETER	RESULT	RL	UNITS	METHOD	PREPARATION-ANALYSIS DATE	PREP BATCH #
Ammonia as N	**0.025 B**	**0.10**	**mg/L**	**MCAWW 350.1**	**07/09/09**	**9188446**
	Dilution Factor: 1			Analysis Time..: 11:40	MDL.....: 0.022	
Chloride	**11**	**3.0**	**mg/L**	**MCAWW 300.0A**	**06/27/09**	**9181150**
	Dilution Factor: 1			Analysis Time..: 12:16	MDL.....: 0.25	
Color	ND	5.0	No Units	SM20 2120B	06/30/09	9181385
	Dilution Factor: 1			Analysis Time..: 09:45	MDL.....:	
Field pH	**7.59**	**0.1**	**No Units**	**MCAWW 150.1**	**06/26/09**	**9181259**
	Dilution Factor: 1			Analysis Time..: 10:04	MDL.....:	
Field Conductivity	**245**	**1**	**umhos/cm**	**MCAWW 120.1**	**06/26/09**	**9181260**
	Dilution Factor: 1			Analysis Time..: 10:04	MDL.....:	
Field Dissolved Oxygen	**1.7**	**0.5**	**mg/L**	**MCAWW 360.1**	**06/26/09**	**9181260**
	Dilution Factor: 1			Analysis Time..: 10:04	MDL.....: 0.01	
Field Temperature	**23.9**	**--**	**deg C**	**MCAWW 170.1**	**06/26/09**	**9181260**
	Dilution Factor: 1			Analysis Time..: 10:04	MDL.....:	
Field Turbidity	**4.7**	**0.5**	**NTU**	**MCAWW 180.1**	**06/26/09**	**9181260**
	Dilution Factor: 1			Analysis Time..: 10:04	MDL.....:	
Groundwater Elevation	**68.10**		**ft/msl**	**NONE GW Elevation**	**06/26/09**	**9181259**
	Dilution Factor: 1			Analysis Time..: 10:04	MDL.....:	
Nitrate	**13 Q**	**1.0**	**mg/L**	**MCAWW 300.0A**	**06/27/09**	**9181151**
	Dilution Factor: 2			Analysis Time..: 15:04	MDL.....: 0.085	
Total Dissolved Solids	**210**	**10**	**mg/L**	**SM18 2540 C**	**06/30/09**	**9181100**
	Dilution Factor: 1			Analysis Time..: 13:55	MDL.....: 4.7	

NOTE(S):

RL Reporting Limit

B Estimated result. Result is less than RL.

Q Elevated reporting limit. The reporting limit is elevated due to high analyte levels.

Waste Management

Client Sample ID: MW-7B

General Chemistry

Lot-Sample #...: D9F270122-005 **Work Order #...:** LFQP3 **Matrix.....:** GW
Date Sampled...: 06/26/09 09:33 **Date Received..:** 06/27/09

PARAMETER	RESULT	RL	UNITS	METHOD	PREPARATION-ANALYSIS DATE	PREP BATCH #
Ammonia as N	**0.028 B**	**0.10**	**mg/L**	**MCAWW 350.1**	**07/09/09**	**9188446**
	Dilution Factor: 1			Analysis Time..: 11:40	MDL.....: 0.022	
Chloride	**4.1**	**3.0**	**mg/L**	**MCAWW 300.0A**	**06/27/09**	**9181150**
	Dilution Factor: 1			Analysis Time..: 13:07	MDL.....: 0.25	
Color	ND	5.0	No Units	SM20 2120B	06/30/09	9181385
	Dilution Factor: 1			Analysis Time..: 09:45	MDL.....:	
Field pH	**7.88**	**0.1**	**No Units**	**MCAWW 150.1**	**06/26/09**	**9181260**
	Dilution Factor: 1			Analysis Time..: 09:33	MDL.....:	
Field Conductivity	**122**	**1**	**umhos/cm**	**MCAWW 120.1**	**06/26/09**	**9181260**
	Dilution Factor: 1			Analysis Time..: 09:33	MDL.....:	
Field Dissolved Oxygen	**1.9**	**0.5**	**mg/L**	**MCAWW 360.1**	**06/26/09**	**9181260**
	Dilution Factor: 1			Analysis Time..: 09:33	MDL.....: 0.01	
Field Temperature	**24.3**	**--**	**deg C**	**MCAWW 170.1**	**06/26/09**	**9181260**
	Dilution Factor: 1			Analysis Time..: 09:33	MDL.....:	
Field Turbidity	**43.2**	**0.5**	**NTU**	**MCAWW 180.1**	**06/26/09**	**9181260**
	Dilution Factor: 1			Analysis Time..: 09:33	MDL.....:	
Groundwater Elevation	**54.71**		**ft/msl**	**NONE GW Elevation**	**06/26/09**	**9181260**
	Dilution Factor: 1			Analysis Time..: 09:33	MDL.....:	
Nitrate	**0.053 B**	**0.50**	**mg/L**	**MCAWW 300.0A**	**06/27/09**	**9181151**
	Dilution Factor: 1			Analysis Time..: 13:07	MDL.....: 0.042	
Total Dissolved Solids	**90**	**10**	**mg/L**	**SM18 2540 C**	**06/30/09**	**9181100**
	Dilution Factor: 1			Analysis Time..: 13:55	MDL.....: 4.7	

NOTE(S):

RL Reporting Limit

B Estimated result. Result is less than RL.

Waste Management

Client Sample ID: MW-1A

General Chemistry

Lot-Sample #...: D9F270122-006 **Work Order #...:** LFQP5 **Matrix.....:** GW
Date Sampled...: 06/26/09 09:02 **Date Received..:** 06/27/09

PARAMETER	RESULT	RL	UNITS	METHOD	PREPARATION-ANALYSIS DATE	PREP BATCH #
Ammonia as N	ND	0.10	mg/L	MCAWW 350.1	07/09/09	9188446
		Dilution Factor: 1		Analysis Time..: 11:40	MDL.....: 0.022	
Chloride	**11**	**3.0**	**mg/L**	**MCAWW 300.0A**	**06/27/09**	**9181150**
		Dilution Factor: 1		Analysis Time..: 13:23	MDL.....: 0.25	
Color	ND	5.0	No Units	SM20 2120B	06/30/09	9181385
		Dilution Factor: 1		Analysis Time..: 09:45	MDL.....:	
Field pH	**7.32**	**0.1**	**No Units**	**MCAWW 150.1**	**06/26/09**	**9181260**
		Dilution Factor: 1		Analysis Time..: 09:02	MDL.....:	
Field Conductivity	**274**	**1**	**umhos/cm**	**MCAWW 120.1**	**06/26/09**	**9181260**
		Dilution Factor: 1		Analysis Time..: 09:02	MDL.....:	
Field Dissolved Oxygen	**2.5**	**0.5**	**mg/L**	**MCAWW 360.1**	**06/26/09**	**9181260**
		Dilution Factor: 1		Analysis Time..: 09:02	MDL.....: 0.01	
Field Temperature	**23.9**	--	**deg C**	**MCAWW 170.1**	**06/26/09**	**9181260**
		Dilution Factor: 1		Analysis Time..: 09:02	MDL.....:	
Field Turbidity	**4.2**	**0.5**	**NTU**	**MCAWW 180.1**	**06/26/09**	**9181260**
		Dilution Factor: 1		Analysis Time..: 09:02	MDL.....:	
Groundwater Elevation	**67.32**		**ft/msl**	**NONE GW Elevation**	**06/26/09**	**9181260**
		Dilution Factor: 1		Analysis Time..: 09:02	MDL.....:	
Nitrate	**10 Q**	**2.5**	**mg/L**	**MCAWW 300.0A**	**06/27/09**	**9181151**
		Dilution Factor: 5		Analysis Time..: 15:21	MDL.....: 0.21	
Total Dissolved Solids	**220**	**10**	**mg/L**	**SM18 2540 C**	**06/30/09**	**9181100**
		Dilution Factor: 1		Analysis Time..: 13:55	MDL.....: 4.7	

NOTE(S):

RL Reporting Limit

Q Elevated reporting limit. The reporting limit is elevated due to high analyte levels.

Waste Management

Client Sample ID: MW-1B

General Chemistry

Lot-Sample #...: D9F270122-007 **Work Order #...:** LFQQA **Matrix.....:** GW
Date Sampled...: 06/26/09 08:30 **Date Received..:** 06/27/09

PARAMETER	RESULT	RL	UNITS	METHOD	PREPARATION-ANALYSIS DATE	PREP BATCH #
Ammonia as N	ND	0.10	mg/L	MCAWW 350.1	07/09/09	9188446
		Dilution Factor: 1		Analysis Time..: 11:40	MDL.....: 0.022	
Field pH	**7.47**	**0.1**	**No Units**	**MCAWW 150.1**	**06/26/09**	**9181260**
		Dilution Factor: 1		Analysis Time..: 08:30	MDL.....:	
Field Conductivity	**180**	**1**	**umhos/cm**	**MCAWW 120.1**	**06/26/09**	**9181260**
		Dilution Factor: 1		Analysis Time..: 08:30	MDL.....:	
Field Dissolved Oxygen	**1.5**	**0.5**	**mg/L**	**MCAWW 360.1**	**06/26/09**	**9181262**
		Dilution Factor: 1		Analysis Time..: 08:30	MDL.....: 0.01	
Field Temperature	**23.9**	--	**deg C**	**MCAWW 170.1**	**06/26/09**	**9181260**
		Dilution Factor: 1		Analysis Time..: 08:30	MDL.....:	
Field Turbidity	**4.0**	**0.5**	**NTU**	**MCAWW 180.1**	**06/26/09**	**9181262**
		Dilution Factor: 1		Analysis Time..: 08:30	MDL.....:	
Groundwater Elevation	**56.40**		**ft/msl**	**NONE GW Elevation**	**06/26/09**	**9181260**
		Dilution Factor: 1		Analysis Time..: 08:30	MDL.....:	

Waste Management

Client Sample ID: MW-FL3

General Chemistry

Lot-Sample #...: D9F270122-008 **Work Order #...:** LFQQG **Matrix.....:** GW
Date Sampled...: 06/26/09 07:45 **Date Received..:** 06/27/09

PARAMETER	RESULT	RL	UNITS	METHOD	PREPARATION-ANALYSIS DATE	PREP BATCH #
Ammonia as N	**0.029 B**	**0.10**	**mg/L**	**MCAWW 350.1**	**07/09/09**	**9188446**
	Dilution Factor: 1			Analysis Time..: 11:40	MDL.....: 0.022	
Chloride	**7.9**	**3.0**	**mg/L**	**MCAWW 300.0A**	**06/27/09**	**9181150**
	Dilution Factor: 1			Analysis Time..: 13:57	MDL.....: 0.25	
Color	ND	5.0	No Units	SM20 2120B	06/30/09	9181385
	Dilution Factor: 1			Analysis Time..: 09:45	MDL.....	
Field pH	**7.76**	**0.1**	**No Units**	**MCAWW 150.1**	**06/26/09**	**9181262**
	Dilution Factor: 1			Analysis Time..: 07:45	MDL.....	
Field Conductivity	**215**	**1**	**umhos/cm**	**MCAWW 120.1**	**06/26/09**	**9181262**
	Dilution Factor: 1			Analysis Time..: 07:45	MDL.....	
Field Dissolved Oxygen	**0.5**	**0.5**	**mg/L**	**MCAWW 360.1**	**06/26/09**	**9181262**
	Dilution Factor: 1			Analysis Time..: 07:45	MDL.....: 0.01	
Field Temperature	**23.9**	**--**	**deg C**	**MCAWW 170.1**	**06/26/09**	**9181262**
	Dilution Factor: 1			Analysis Time..: 07:45	MDL.....	
Field Turbidity	**615.0**	**0.5**	**NTU**	**MCAWW 180.1**	**06/26/09**	**9181262**
	Dilution Factor: 1			Analysis Time..: 07:45	MDL.....	
Groundwater Elevation	**53.05**		**ft/msl**	**NONE GW Elevation**	**06/26/09**	**9181262**
	Dilution Factor: 1			Analysis Time..: 07:45	MDL.....	
Nitrate	ND	0.50	mg/L	MCAWW 300.0A	06/27/09	9181151
	Dilution Factor: 1			Analysis Time..: 13:57	MDL.....: 0.042	
Total Dissolved Solids	**120**	**10**	**mg/L**	**SM18 2540 C**	**06/30/09**	**9181100**
	Dilution Factor: 1			Analysis Time..: 13:55	MDL.....: 4.7	

NOTE(S):

RL Reporting Limit

B Estimated result. Result is less than RL.

Waste Management

Client Sample ID: MW-3B

General Chemistry

Lot-Sample #...: D9F270122-009 **Work Order #...:** LFQQL **Matrix.....:** GW
Date Sampled...: 06/26/09 13:10 **Date Received..:** 06/27/09

PARAMETER	RESULT	RL	UNITS	METHOD	PREPARATION-ANALYSIS DATE	PREP BATCH #
Ammonia as N	ND	0.10	mg/L	MCAWW 350.1	07/09/09	9188446
		Dilution Factor: 1		Analysis Time..: 11:40	MDL.....: 0.022	
Chloride	**2.6 B**	**3.0**	**mg/L**	**MCAWW 300.0A**	**06/27/09**	**9181150**
		Dilution Factor: 1		Analysis Time..: 14:14	MDL.....: 0.25	
Color	ND	5.0	No Units	SM20 2120B	06/30/09	9181385
		Dilution Factor: 1		Analysis Time..: 09:45	MDL.....	
Field pH	**7.68**	**0.1**	**No Units**	**MCAWW 150.1**	**06/26/09**	**9181262**
		Dilution Factor: 1		Analysis Time..: 13:10	MDL.....	
Field Conductivity	**143**	**1**	**umhos/cm**	**MCAWW 120.1**	**06/26/09**	**9181262**
		Dilution Factor: 1		Analysis Time..: 13:10	MDL.....	
Field Dissolved Oxygen	**0.9**	**0.5**	**mg/L**	**MCAWW 360.1**	**06/26/09**	**9181262**
		Dilution Factor: 1		Analysis Time..: 13:10	MDL.....: 0.01	
Field Temperature	**24.4**	**--**	**deg C**	**MCAWW 170.1**	**06/26/09**	**9181262**
		Dilution Factor: 1		Analysis Time..: 13:10	MDL.....	
Field Turbidity	**8.2**	**0.5**	**NTU**	**MCAWW 180.1**	**06/26/09**	**9181262**
		Dilution Factor: 1		Analysis Time..: 13:10	MDL.....	
Groundwater Elevation	**53.42**		**ft/msl**	**NONE GW Elevation**	**06/26/09**	**9181262**
		Dilution Factor: 1		Analysis Time..: 13:10	MDL.....	
Nitrate	**1.7**	**0.50**	**mg/L**	**MCAWW 300.0A**	**06/27/09**	**9181151**
		Dilution Factor: 1		Analysis Time..: 14:14	MDL.....: 0.042	
Total Dissolved Solids	**94**	**10**	**mg/L**	**SM18 2540 C**	**06/30/09**	**9181100**
		Dilution Factor: 1		Analysis Time..: 13:55	MDL.....: 4.7	

NOTE(S):

RL Reporting Limit

B Estimated result. Result is less than RL.

Waste Management

Client Sample ID: MW-FL1

General Chemistry

Lot-Sample #...: D9F270122-010 **Work Order #...:** LFQQP **Matrix.....:** GW
Date Sampled...: 06/26/09 13:44 **Date Received..:** 06/27/09

PARAMETER	RESULT	RL	UNITS	METHOD	PREPARATION-ANALYSIS DATE	PREP BATCH #
Ammonia as N	ND	0.10	mg/L	MCAWW 350.1	07/09/09	9188446
		Dilution Factor: 1		Analysis Time..: 11:40	MDL.....: 0.022	
Chloride	**16**	**3.0**	**mg/L**	**MCAWW 300.0A**	**06/27/09**	**9181150**
		Dilution Factor: 1		Analysis Time..: 14:31	MDL.....: 0.25	
Color	ND	5.0	No Units	SM20 2120B	06/29/09	9180357
		Dilution Factor: 1		Analysis Time..: 10:30	MDL.....:	
Field pH	**7.27**	**0.1**	**No Units**	**MCAWW 150.1**	**06/26/09**	**9181262**
		Dilution Factor: 1		Analysis Time..: 13:44	MDL.....:	
Field Conductivity	**261**	**1**	**umhos/cm**	**MCAWW 120.1**	**06/26/09**	**9181262**
		Dilution Factor: 1		Analysis Time..: 13:44	MDL.....:	
Field Dissolved Oxygen	**0.4**	**0.5**	**mg/L**	**MCAWW 360.1**	**06/26/09**	**9181262**
		Dilution Factor: 1		Analysis Time..: 13:44	MDL.....: 0.01	
Field Temperature	**23.9**	--	**deg C**	**MCAWW 170.1**	**06/26/09**	**9181262**
		Dilution Factor: 1		Analysis Time..: 13:44	MDL.....:	
Field Turbidity	**658.3**	**0.5**	**NTU**	**MCAWW 180.1**	**06/26/09**	**9181262**
		Dilution Factor: 1		Analysis Time..: 13:44	MDL.....:	
Groundwater Elevation	**53.40**		**ft/msl**	**NONE GW Elevation**	**06/26/09**	**9181262**
		Dilution Factor: 1		Analysis Time..: 13:44	MDL.....:	
Nitrate	**0.90**	**0.50**	**mg/L**	**MCAWW 300.0A**	**06/27/09**	**9181151**
		Dilution Factor: 1		Analysis Time..: 14:31	MDL.....: 0.042	
Total Dissolved Solids	**180**	**10**	**mg/L**	**SM18 2540 C**	**06/30/09**	**9181100**
		Dilution Factor: 1		Analysis Time..: 13:55	MDL.....: 4.7	

Waste Management

Client Sample ID: MW-4A

General Chemistry

Lot-Sample #...: D9F270122-011 **Work Order #...:** LFQQR **Matrix.....:** GW
Date Sampled...: 06/26/09 12:09 **Date Received..:** 06/27/09

PARAMETER	RESULT	RL	UNITS	METHOD	PREPARATION-ANALYSIS DATE	PREP BATCH #
Ammonia as N	ND	0.10	mg/L	MCAWW 350.1	07/09/09	9188446
		Dilution Factor: 1		Analysis Time..: 11:40	MDL.....: 0.022	
Chloride	**3.0**	**3.0**	**mg/L**	**MCAWW 300.0A**	**06/27/09**	**9181150**
		Dilution Factor: 1		Analysis Time..: 14:48	MDL.....: 0.25	
Color	ND	5.0	No Units	SM20 2120B	06/29/09	9180357
		Dilution Factor: 1		Analysis Time..: 10:30	MDL.....	
Field pH	**5.41**	**0.1**	**No Units**	**MCAWW 150.1**	**06/26/09**	**9181263**
		Dilution Factor: 1		Analysis Time..: 12:09	MDL.....	
Field Conductivity	**51**	**1**	**umhos/cm**	**MCAWW 120.1**	**06/26/09**	**9181263**
		Dilution Factor: 1		Analysis Time..: 12:09	MDL.....	
Field Dissolved Oxygen	**1.9**	**0.5**	**mg/L**	**MCAWW 360.1**	**06/26/09**	**9181263**
		Dilution Factor: 1		Analysis Time..: 12:09	MDL.....: 0.01	
Field Temperature	**25.0**	--	**deg C**	**MCAWW 170.1**	**06/26/09**	**9181263**
		Dilution Factor: 1		Analysis Time..: 12:09	MDL.....	
Field Turbidity	**4.1**	**0.5**	**NTU**	**MCAWW 180.1**	**06/26/09**	**9181263**
		Dilution Factor: 1		Analysis Time..: 12:09	MDL.....	
Groundwater Elevation	**52.67**		**ft/msl**	**NONE GW Elevation**	**06/26/09**	**9181263**
		Dilution Factor: 1		Analysis Time..: 12:09	MDL.....	
Nitrate	**0.85**	**0.50**	**mg/L**	**MCAWW 300.0A**	**06/27/09**	**9181151**
		Dilution Factor: 1		Analysis Time..: 14:48	MDL.....: 0.042	
Total Dissolved Solids	**52**	**10**	**mg/L**	**SM18 2540 C**	**06/30/09**	**9181100**
		Dilution Factor: 1		Analysis Time..: 13:55	MDL.....: 4.7	

Waste Management

Client Sample ID: MW-8R

General Chemistry

Lot-Sample #...: D9G010142-001 **Work Order #...:** LFXA4 **Matrix.....:** WG
Date Sampled...: 06/30/09 10:15 **Date Received..:** 07/01/09

PARAMETER	RESULT	RL	UNITS	METHOD	PREPARATION-ANALYSIS DATE	PREP BATCH #
Ammonia as N	**0.15**	**0.10**	**mg/L**	**MCAWW 350.1**	**07/08/09**	**9189388**
		Dilution Factor: 1		Analysis Time..: 11:37	MDL.....: 0.022	
Chloride	**5.8**	**3.0**	**mg/L**	**MCAWW 300.0A**	**07/01/09**	**9183084**
		Dilution Factor: 1		Analysis Time..: 13:54	MDL.....: 0.25	
Field pH	**8.12**	**0.1**	**No Units**	**MCAWW 150.1**	**06/30/09**	**9183216**
		Dilution Factor: 1		Analysis Time..: 10:15	MDL.....:	
Field Conductivity	**116**	**1**	**umhos/cm**	**MCAWW 120.1**	**06/30/09**	**9183216**
		Dilution Factor: 1		Analysis Time..: 10:15	MDL.....:	
Field Dissolved Oxygen	**2.9**	**0.5**	**mg/L**	**MCAWW 360.1**	**06/30/09**	**9183216**
		Dilution Factor: 1		Analysis Time..: 10:15	MDL.....: 0.01	
Field Temperature	**24.8**	**--**	**deg C**	**MCAWW 170.1**	**06/30/09**	**9183216**
		Dilution Factor: 1		Analysis Time..: 10:15	MDL.....:	
Field Turbidity	**8.6**	**0.5**	**NTU**	**MCAWW 180.1**	**06/30/09**	**9183216**
		Dilution Factor: 1		Analysis Time..: 10:15	MDL.....:	
Groundwater Elevation	**55.60**		**ft/msl**	**NONE GW Elevation**	**06/30/09**	**9183216**
		Dilution Factor: 1		Analysis Time..: 10:15	MDL.....:	
Nitrate	**1.2**	**0.50**	**mg/L**	**MCAWW 300.0A**	**07/01/09**	**9183083**
		Dilution Factor: 1		Analysis Time..: 13:54	MDL.....: 0.042	
Total Dissolved Solids	**100**	**10**	**mg/L**	**SM18 2540 C**	**07/02/09**	**9183067**
		Dilution Factor: 1		Analysis Time..: 12:00	MDL.....: 4.7	

Waste Management

Client Sample ID: MW-3A

General Chemistry

Lot-Sample #...: D9G010142-002 **Work Order #...:** LFXG8 **Matrix.....:** GW
Date Sampled...: 06/30/09 09:36 **Date Received..:** 07/01/09

PARAMETER	RESULT	RL	UNITS	METHOD	PREPARATION-ANALYSIS DATE	PREP BATCH #
Ammonia as N	**0.075 B**	**0.10**	**mg/L**	**MCAWW 350.1**	**07/08/09**	**9189388**
	Dilution Factor: 1			Analysis Time..: 11:37	MDL.....: 0.022	
Chloride	**3.0**	**3.0**	**mg/L**	**MCAWW 300.0A**	**07/01/09**	**9183084**
	Dilution Factor: 1			Analysis Time..: 14:44	MDL.....: 0.25	
Field pH	**6.06**	**0.1**	**No Units**	**MCAWW 150.1**	**06/30/09**	**9183216**
	Dilution Factor: 1			Analysis Time..: 09:36	MDL.....:	
Field Conductivity	**40**	**1**	**umhos/cm**	**MCAWW 120.1**	**06/30/09**	**9183216**
	Dilution Factor: 1			Analysis Time..: 09:36	MDL.....:	
Field Dissolved Oxygen	**2.1**	**0.5**	**mg/L**	**MCAWW 360.1**	**06/30/09**	**9183216**
	Dilution Factor: 1			Analysis Time..: 09:36	MDL.....: 0.01	
Field Temperature	**24.7**	**--**	**deg C**	**MCAWW 170.1**	**06/30/09**	**9183216**
	Dilution Factor: 1			Analysis Time..: 09:36	MDL.....:	
Field Turbidity	**9.2**	**0.5**	**NTU**	**MCAWW 180.1**	**06/30/09**	**9183216**
	Dilution Factor: 1			Analysis Time..: 09:36	MDL.....:	
Groundwater Elevation	**53.55**		**ft/msl**	**NONE GW Elevation**	**06/30/09**	**9183216**
	Dilution Factor: 1			Analysis Time..: 09:36	MDL.....:	
Nitrate	**3.1**	**0.50**	**mg/L**	**MCAWW 300.0A**	**07/01/09**	**9183083**
	Dilution Factor: 1			Analysis Time..: 14:44	MDL.....: 0.042	
Total Dissolved Solids	**72**	**10**	**mg/L**	**SM18 2540 C**	**07/02/09**	**9183067**
	Dilution Factor: 1			Analysis Time..: 12:00	MDL.....: 4.7	

NOTE(S):

RL Reporting Limit

B Estimated result. Result is less than RL.

Waste Management

Client Sample ID: MW-2B

General Chemistry

Lot-Sample #...: D9G010142-003 **Work Order #...:** LFXHC **Matrix.....:** GW
Date Sampled...: 06/30/09 09:01 **Date Received..:** 07/01/09

PARAMETER	RESULT	RL	UNITS	METHOD	PREPARATION-ANALYSIS DATE	PREP BATCH #
Ammonia as N	**0.11**	**0.10**	**mg/L**	**MCAWW 350.1**	**07/08/09**	**9189388**
		Dilution Factor: 1		Analysis Time..: 11:37	MDL.....: 0.022	
Chloride	**5.4**	**3.0**	**mg/L**	**MCAWW 300.0A**	**07/01/09**	**9183084**
		Dilution Factor: 1		Analysis Time..: 15:01	MDL.....: 0.25	
Field pH	**7.86**	**0.1**	**No Units**	**MCAWW 150.1**	**06/30/09**	**9183216**
		Dilution Factor: 1		Analysis Time..: 09:01	MDL.....:	
Field Conductivity	**131**	**1**	**umhos/cm**	**MCAWW 120.1**	**06/30/09**	**9183216**
		Dilution Factor: 1		Analysis Time..: 09:01	MDL.....:	
Field Dissolved Oxygen	**0.9**	**0.5**	**mg/L**	**MCAWW 360.1**	**06/30/09**	**9183216**
		Dilution Factor: 1		Analysis Time..: 09:01	MDL.....: 0.01	
Field Temperature	**24.2**	**--**	**deg C**	**MCAWW 170.1**	**06/30/09**	**9183216**
		Dilution Factor: 1		Analysis Time..: 09:01	MDL.....:	
Field Turbidity	**8.2**	**0.5**	**NTU**	**MCAWW 180.1**	**06/30/09**	**9183216**
		Dilution Factor: 1		Analysis Time..: 09:01	MDL.....:	
Groundwater Elevation	**53.34**		**ft/msl**	**NONE GW Elevation**	**06/30/09**	**9183216**
		Dilution Factor: 1		Analysis Time..: 09:01	MDL.....:	
Nitrate	**0.52**	**0.50**	**mg/L**	**MCAWW 300.0A**	**07/01/09**	**9183083**
		Dilution Factor: 1		Analysis Time..: 15:01	MDL.....: 0.042	
Total Dissolved Solids	**94**	**10**	**mg/L**	**SM18 2540 C**	**07/02/09**	**9183067**
		Dilution Factor: 1		Analysis Time..: 12:00	MDL.....: 4.7	

Waste Management

Client Sample ID: MW-2AR

General Chemistry

Lot-Sample #...: D9G010142-004 **Work Order #...:** LFXHE **Matrix.....:** GW
Date Sampled...: 06/30/09 08:26 **Date Received..:** 07/01/09

PARAMETER	RESULT	RL	UNITS	METHOD	PREPARATION-ANALYSIS DATE	PREP BATCH #
Ammonia as N	**0.083 B**	**0.10**	**mg/L**	**MCAWW 350.1**	**07/08/09**	**9189388**
	Dilution Factor: 1			Analysis Time..: 11:37	MDL.....: 0.022	
Chloride	**6.2**	**3.0**	**mg/L**	**MCAWW 300.0A**	**07/01/09**	**9183084**
	Dilution Factor: 1			Analysis Time..: 15:51	MDL.....: 0.25	
Field pH	**5.93**	**0.1**	**No Units**	**MCAWW 150.1**	**06/30/09**	**9183216**
	Dilution Factor: 1			Analysis Time..: 08:26	MDL.....	
Field Conductivity	**22**	**1**	**umhos/cm**	**MCAWW 120.1**	**06/30/09**	**9183217**
	Dilution Factor: 1			Analysis Time..: 08:26	MDL.....	
Field Dissolved Oxygen	**1.9**	**0.5**	**mg/L**	**MCAWW 360.1**	**06/30/09**	**9183217**
	Dilution Factor: 1			Analysis Time..: 08:26	MDL.....: 0.01	
Field Temperature	**24.1**	**--**	**deg C**	**MCAWW 170.1**	**06/30/09**	**9183217**
	Dilution Factor: 1			Analysis Time..: 08:26	MDL.....	
Field Turbidity	**6.5**	**0.5**	**NTU**	**MCAWW 180.1**	**06/30/09**	**9183217**
	Dilution Factor: 1			Analysis Time..: 08:26	MDL.....	
Groundwater Elevation	**54.56**		**ft/msl**	**NONE GW Elevation**	**06/30/09**	**9183216**
	Dilution Factor: 1			Analysis Time..: 08:26	MDL.....	
Nitrate	**2.0**	**0.50**	**mg/L**	**MCAWW 300.0A**	**07/01/09**	**9183083**
	Dilution Factor: 1			Analysis Time..: 15:51	MDL.....: 0.042	
Total Dissolved Solids	**35**	**10**	**mg/L**	**SM18 2540 C**	**07/02/09**	**9183067**
	Dilution Factor: 1			Analysis Time..: 12:00	MDL.....: 4.7	

NOTE(S):

RL Reporting Limit

B Estimated result. Result is less than RL.

Waste Management

Client Sample ID: MW-FL2R

General Chemistry

Lot-Sample #...: D9G010142-005 **Work Order #...:** LFXHH **Matrix.....:** GW
Date Sampled...: 06/30/09 07:55 **Date Received..:** 07/01/09

PARAMETER	RESULT	RL	UNITS	METHOD	PREPARATION-ANALYSIS DATE	PREP BATCH #
Ammonia as N	**0.13**	**0.10**	**mg/L**	**MCAWW 350.1**	**07/08/09**	**9189388**
		Dilution Factor: 1		Analysis Time..: 11:37	MDL.....: 0.022	
Chloride	**8.7**	**3.0**	**mg/L**	**MCAWW 300.0A**	**07/01/09**	**9183084**
		Dilution Factor: 1		Analysis Time..: 16:08	MDL.....: 0.25	
Field pH	**11.11**	**0.1**	**No Units**	**MCAWW 150.1**	**06/30/09**	**9183217**
		Dilution Factor: 1		Analysis Time..: 07:55	MDL.....	
Field Conductivity	**357**	**1**	**umhos/cm**	**MCAWW 120.1**	**06/30/09**	**9183217**
		Dilution Factor: 1		Analysis Time..: 07:55	MDL.....	
Field Dissolved Oxygen	**2.1**	**0.5**	**mg/L**	**MCAWW 360.1**	**06/30/09**	**9183217**
		Dilution Factor: 1		Analysis Time..: 07:55	MDL.....: 0.01	
Field Temperature	**23.7**	**--**	**deg C**	**MCAWW 170.1**	**06/30/09**	**9183217**
		Dilution Factor: 1		Analysis Time..: 07:55	MDL.....	
Field Turbidity	**3.4**	**0.5**	**NTU**	**MCAWW 180.1**	**06/30/09**	**9183217**
		Dilution Factor: 1		Analysis Time..: 07:55	MDL.....	
Groundwater Elevation	**54.99**		**ft/msl**	**NONE GW Elevation**	**06/30/09**	**9183217**
		Dilution Factor: 1		Analysis Time..: 07:55	MDL.....	
Nitrate	**0.59**	**0.50**	**mg/L**	**MCAWW 300.0A**	**07/01/09**	**9183083**
		Dilution Factor: 1		Analysis Time..: 16:08	MDL.....: 0.042	
Total Dissolved Solids	**260**	**10**	**mg/L**	**SM18 2540 C**	**07/02/09**	**9183067**
		Dilution Factor: 1		Analysis Time..: 12:00	MDL.....: 4.7	

Waste Management

Client Sample ID: MW-6AR

General Chemistry

Lot-Sample #...: D9G010142-006 **Work Order #...:** LFXHK **Matrix.....:** GW
Date Sampled...: 06/30/09 07:17 **Date Received..:** 07/01/09

PARAMETER	RESULT	RL	UNITS	METHOD	PREPARATION-ANALYSIS DATE	PREP BATCH #
Ammonia as N	**0.085 B**	**0.10**	**mg/L**	**MCAWW 350.1**	**07/08/09**	**9189388**
	Dilution Factor: 1			Analysis Time..: 11:37	MDL.....: 0.022	
Chloride	**24**	**3.0**	**mg/L**	**MCAWW 300.0A**	**07/01/09**	**9183084**
	Dilution Factor: 1			Analysis Time..: 16:25	MDL.....: 0.25	
Field pH	**6.12**	**0.1**	**No Units**	**MCAWW 150.1**	**06/30/09**	**9183217**
	Dilution Factor: 1			Analysis Time..: 07:17	MDL.....:	
Field Conductivity	**204**	**1**	**umhos/cm**	**MCAWW 120.1**	**06/30/09**	**9183217**
	Dilution Factor: 1			Analysis Time..: 07:17	MDL.....:	
Field Dissolved Oxygen	**1.6**	**0.5**	**mg/L**	**MCAWW 360.1**	**06/30/09**	**9183217**
	Dilution Factor: 1			Analysis Time..: 07:17	MDL.....: 0.01	
Field Temperature	**24.1**	**--**	**deg C**	**MCAWW 170.1**	**06/30/09**	**9183217**
	Dilution Factor: 1			Analysis Time..: 07:17	MDL.....:	
Field Turbidity	**3.0**	**0.5**	**NTU**	**MCAWW 180.1**	**06/30/09**	**9183217**
	Dilution Factor: 1			Analysis Time..: 07:17	MDL.....:	
Groundwater Elevation	**54.11**		**ft/msl**	**NONE GW Elevation**	**06/30/09**	**9183217**
	Dilution Factor: 1			Analysis Time..: 07:17	MDL.....:	
Nitrate	**12 Q**	**1.0**	**mg/L**	**MCAWW 300.0A**	**07/01/09**	**9183083**
	Dilution Factor: 2			Analysis Time..: 19:47	MDL.....: 0.085	
Total Dissolved Solids	**160**	**10**	**mg/L**	**SM18 2540 C**	**07/02/09**	**9183067**
	Dilution Factor: 1			Analysis Time..: 12:00	MDL.....: 4.7	

NOTE(S):

RL Reporting Limit

B Estimated result. Result is less than RL.

Q Elevated reporting limit. The reporting limit is elevated due to high analyte levels.

Waste Management

Client Sample ID: MW-6BR

General Chemistry

Lot-Sample #...: D9G010142-007 **Work Order #...:** LFXHL **Matrix.....:** GW
Date Sampled...: 06/30/09 06:46 **Date Received..:** 07/01/09

PARAMETER	RESULT	RL	UNITS	METHOD	PREPARATION-ANALYSIS DATE	PREP BATCH #
Ammonia as N	**0.068 B**	**0.10**	**mg/L**	**MCAWW 350.1**	**07/08/09**	**9189388**
	Dilution Factor: 1			Analysis Time..: 11:37	MDL.....: 0.022	
Chloride	**18**	**3.0**	**mg/L**	**MCAWW 300.0A**	**07/01/09**	**9183084**
	Dilution Factor: 1			Analysis Time..: 16:42	MDL.....: 0.25	
Field pH	**7.73**	**0.1**	**No Units**	**MCAWW 150.1**	**06/30/09**	**9183217**
	Dilution Factor: 1			Analysis Time..: 06:46	MDL.....:	
Field Conductivity	**240**	**1**	**umhos/cm**	**MCAWW 120.1**	**06/30/09**	**9183217**
	Dilution Factor: 1			Analysis Time..: 06:46	MDL.....:	
Field Dissolved Oxygen	**0.8**	**0.5**	**mg/L**	**MCAWW 360.1**	**06/30/09**	**9183218**
	Dilution Factor: 1			Analysis Time..: 06:46	MDL.....: 0.01	
Field Temperature	**23.6**	**--**	**deg C**	**MCAWW 170.1**	**06/30/09**	**9183217**
	Dilution Factor: 1			Analysis Time..: 06:46	MDL.....:	
Field Turbidity	**10.8**	**0.5**	**NTU**	**MCAWW 180.1**	**06/30/09**	**9183218**
	Dilution Factor: 1			Analysis Time..: 06:46	MDL.....:	
Groundwater Elevation	**54.10**		**ft/msl**	**NONE GW Elevation**	**06/30/09**	**9183217**
	Dilution Factor: 1			Analysis Time..: 06:46	MDL.....:	
Nitrate	**3.7**	**0.50**	**mg/L**	**MCAWW 300.0A**	**07/01/09**	**9183083**
	Dilution Factor: 1			Analysis Time..: 16:42	MDL.....: 0.042	
Total Dissolved Solids	**180**	**10**	**mg/L**	**SM18 2540 C**	**07/02/09**	**9183067**
	Dilution Factor: 1			Analysis Time..: 12:00	MDL.....: 4.7	

NOTE(S):

RL Reporting Limit

B Estimated result. Result is less than RL.

Waste Management

Client Sample ID: EQUIPMENT BLANK 1

General Chemistry

Lot-Sample #...: D9G010142-008 **Work Order #...:** LFXHN **Matrix.....:** OW
Date Sampled...: 06/30/09 10:40 **Date Received..:** 07/01/09

PARAMETER	RESULT	RL	UNITS	METHOD	PREPARATION-ANALYSIS DATE	PREP BATCH #
Ammonia as N	**0.087 B**	**0.10**	**mg/L**	**MCAWW 350.1**	**07/08/09**	**9189388**
	Dilution Factor: 1			Analysis Time..: 11:37	MDL.....: 0.022	
Chloride	ND	3.0	mg/L	MCAWW 300.0A	07/01/09	9183084
	Dilution Factor: 1			Analysis Time..: 16:59	MDL.....: 0.25	
Field pH	**6.78**	**0.1**	**No Units**	**MCAWW 150.1**	**06/30/09**	**9183218**
	Dilution Factor: 1			Analysis Time..: 10:40	MDL.....:	
Field Conductivity	**2**	**1**	**umhos/cm**	**MCAWW 120.1**	**06/30/09**	**9183218**
	Dilution Factor: 1			Analysis Time..: 10:40	MDL.....:	
Field Dissolved Oxygen	**5.7**	**0.5**	**mg/L**	**MCAWW 360.1**	**06/30/09**	**9183218**
	Dilution Factor: 1			Analysis Time..: 10:40	MDL.....: 0.01	
Field Temperature	**27.4**	**--**	**deg C**	**MCAWW 170.1**	**06/30/09**	**9183218**
	Dilution Factor: 1			Analysis Time..: 10:40	MDL.....:	
Field Turbidity	**0.1**	**0.5**	**NTU**	**MCAWW 180.1**	**06/30/09**	**9183218**
	Dilution Factor: 1			Analysis Time..: 10:40	MDL.....:	
Nitrate	ND	0.50	mg/L	MCAWW 300.0A	07/01/09	9183083
	Dilution Factor: 1			Analysis Time..: 16:59	MDL.....: 0.042	
Total Dissolved Solids	ND	10	mg/L	SM18 2540 C	07/02/09	9183067
	Dilution Factor: 1			Analysis Time..: 12:00	MDL.....: 4.7	

NOTE(S):

RL Reporting Limit

B Estimated result. Result is less than RL.

Waste Management

Client Sample ID: FIELD BLANK 1

General Chemistry

Lot-Sample #...: D9G010142-009 **Work Order #...:** LFXHR **Matrix.....:** OW
Date Sampled...: 06/30/09 11:00 **Date Received..:** 07/01/09

PARAMETER	RESULT	RL	UNITS	METHOD	PREPARATION-ANALYSIS DATE	PREP BATCH #
Ammonia as N	**0.082 B**	**0.10**	**mg/L**	**MCAWW 350.1**	**07/08/09**	**9189388**
	Dilution Factor: 1			Analysis Time..: 11:37	MDL.....: 0.022	
Chloride	ND	3.0	mg/L	MCAWW 300.0A	07/01/09	9183084
	Dilution Factor: 1			Analysis Time..: 17:15	MDL.....: 0.25	
Field pH	**6.81**	**0.1**	**No Units**	**MCAWW 150.1**	**06/30/09**	**9183218**
	Dilution Factor: 1			Analysis Time..: 11:00	MDL.....:	
Field Conductivity	**2**	**1**	**umhos/cm**	**MCAWW 120.1**	**06/30/09**	**9183218**
	Dilution Factor: 1			Analysis Time..: 11:00	MDL.....:	
Field Dissolved Oxygen	**5.7**	**0.5**	**mg/L**	**MCAWW 360.1**	**06/30/09**	**9183218**
	Dilution Factor: 1			Analysis Time..: 11:00	MDL.....: 0.01	
Field Temperature	**27.5**	--	**deg C**	**MCAWW 170.1**	**06/30/09**	**9183218**
	Dilution Factor: 1			Analysis Time..: 11:00	MDL.....:	
Field Turbidity	**0.0**	**0.5**	**NTU**	**MCAWW 180.1**	**06/30/09**	**9183218**
	Dilution Factor: 1			Analysis Time..: 11:00	MDL.....:	
Nitrate	ND	0.50	mg/L	MCAWW 300.0A	07/01/09	9183083
	Dilution Factor: 1			Analysis Time..: 17:15	MDL.....: 0.042	
Total Dissolved Solids	ND	10	mg/L	SM18 2540 C	07/02/09	9183067
	Dilution Factor: 1			Analysis Time..: 12:00	MDL.....: 4.7	

NOTE(S):

RL Reporting Limit

B Estimated result. Result is less than RL.

Waste Management

Client Sample ID: MW-1B

General Chemistry

Lot-Sample #...: D9G010142-011 **Work Order #...:** LFXHX **Matrix.....:** GW
Date Sampled...: 06/30/09 11:40 **Date Received..:** 07/01/09

PARAMETER	RESULT	RL	UNITS	METHOD	PREPARATION-ANALYSIS DATE	PREP BATCH #
Chloride	**6.4**	**3.0**	**mg/L**	**MCAWW 300.0A**	**07/01/09**	**9183084**
	Dilution Factor: 1			Analysis Time..: 17:32	MDL.....: 0.25	
Field pH	**7.36**	**0.1**	**No Units**	**MCAWW 150.1**	**06/30/09**	**9183218**
	Dilution Factor: 1			Analysis Time..: 11:40	MDL.....:	
Field Conductivity	**173**	**1**	**umhos/cm**	**MCAWW 120.1**	**06/30/09**	**9183218**
	Dilution Factor: 1			Analysis Time..: 11:40	MDL.....:	
Field Dissolved Oxygen	**1.3**	**0.5**	**mg/L**	**MCAWW 360.1**	**06/30/09**	**9183218**
	Dilution Factor: 1			Analysis Time..: 11:40	MDL.....: 0.01	
Field Temperature	**23.7**	**--**	**deg C**	**MCAWW 170.1**	**06/30/09**	**9183218**
	Dilution Factor: 1			Analysis Time..: 11:40	MDL.....:	
Field Turbidity	**3.5**	**0.5**	**NTU**	**MCAWW 180.1**	**06/30/09**	**9183218**
	Dilution Factor: 1			Analysis Time..: 11:40	MDL.....:	
Groundwater Elevation	**56.70**		**ft/msl**	**NONE GW Elevation**	**06/30/09**	**9183218**
	Dilution Factor: 1			Analysis Time..: 11:40	MDL.....:	
Nitrate	**0.042 B**	**0.50**	**mg/L**	**MCAWW 300.0A**	**07/01/09**	**9183083**
	Dilution Factor: 1			Analysis Time..: 17:32	MDL.....: 0.042	
Total Dissolved Solids	**110**	**10**	**mg/L**	**SM18 2540 C**	**07/02/09**	**9183067**
	Dilution Factor: 1			Analysis Time..: 12:00	MDL.....: 4.7	

NOTE(S):

RL Reporting Limit

B Estimated result. Result is less than RL.

Waste Management

Client Sample ID: MW-8R

General Chemistry

Lot-Sample #...: D9G010175-001 **Work Order #...:** LFXJK **Matrix.....:** GW
Date Sampled...: 06/30/09 10:15 **Date Received..:** 07/01/09

PARAMETER	RESULT	RL	UNITS	METHOD	PREPARATION-ANALYSIS DATE	PREP BATCH #
Color	**5.0**	**5.0**	**No Units**	**SM20 2120B**	**07/02/09**	**9183380**

Dilution Factor: 1 Analysis Time..: 06:00 MDL.....:

Waste Management

Client Sample ID: MW-3A

General Chemistry

Lot-Sample #...: D9G010175-002 **Work Order #...:** LFXJQ **Matrix.....:** GW
Date Sampled...: 06/30/09 09:36 **Date Received..:** 07/01/09

PARAMETER	RESULT	RL	UNITS	METHOD	PREPARATION-ANALYSIS DATE	PREP BATCH #
Color	**5.0**	**5.0**	**No Units**	**SM20 2120B**	**07/02/09**	**9183380**

Dilution Factor: 1 Analysis Time..: 06:00 MDL.....:

Waste Management

Client Sample ID: MW-2B

General Chemistry

Lot-Sample #...: D9G010175-003 **Work Order #...:** LFXJV **Matrix.....:** GW
Date Sampled...: 06/30/09 09:01 **Date Received..:** 07/01/09

PARAMETER	RESULT	RL	UNITS	METHOD	PREPARATION-ANALYSIS DATE	PREP BATCH #
Color	**5.0**	**5.0**	**No Units**	**SM20 2120B**	**07/02/09**	**9183380**

Dilution Factor: 1 Analysis Time..: 06:00 MDL.....:

Waste Management

Client Sample ID: MW-2AR

General Chemistry

Lot-Sample #...: D9G010175-004 **Work Order #...:** LFXJW **Matrix.....:** GW
Date Sampled...: 06/30/09 08:26 **Date Received..:** 07/01/09

PARAMETER	RESULT	RL	UNITS	METHOD	PREPARATION-ANALYSIS DATE	PREP BATCH #
Color	**10**	**5.0**	**No Units**	**SM20 2120B**	**07/02/09**	**9183380**

Dilution Factor: 1 Analysis Time..: 06:00 MDL.....:

Waste Management

Client Sample ID: MW-FL2R

General Chemistry

Lot-Sample #...: D9G010175-005 **Work Order #...:** LFXJ0 **Matrix.....:** GW
Date Sampled...: 06/30/09 07:55 **Date Received..:** 07/01/09

PARAMETER	RESULT	RL	UNITS	METHOD	PREPARATION-ANALYSIS DATE	PREP BATCH #
Color	ND	5.0	No Units	SM20 2120B	07/02/09	9183380

Dilution Factor: 1 Analysis Time..: 06:00 MDL.....:

Waste Management

Client Sample ID: MW-6AR

General Chemistry

Lot-Sample #...: D9G010175-006 **Work Order #...:** LFXJ2 **Matrix.....:** GW
Date Sampled...: 06/30/09 07:17 **Date Received..:** 07/01/09

PARAMETER	RESULT	RL	UNITS	METHOD	PREPARATION-ANALYSIS DATE	PREP BATCH #
Color	ND	5.0	No Units	SM20 2120B	07/02/09	9183380

Dilution Factor: 1 Analysis Time..: 06:00 MDL.....:

Waste Management

Client Sample ID: MW-6BR

General Chemistry

Lot-Sample #...: D9G010175-007 **Work Order #...:** LFXJ4 **Matrix.....:** GW
Date Sampled...: 06/30/09 06:46 **Date Received..:** 07/01/09

PARAMETER	RESULT	RL	UNITS	METHOD	PREPARATION-ANALYSIS DATE	PREP BATCH #
Color	**5.0**	**5.0**	**No Units**	**SM20 2120B**	**07/02/09**	**9183380**

Dilution Factor: 1 Analysis Time..: 06:00 MDL.....:

Waste Management

Client Sample ID: EQUIPTMENT BLANK 1

General Chemistry

Lot-Sample #...: D9G010175-008 **Work Order #...:** LFXJ7 **Matrix.....:** OW
Date Sampled...: 06/30/09 10:40 **Date Received..:** 07/01/09

PARAMETER	RESULT	RL	UNITS	METHOD	PREPARATION-ANALYSIS DATE	PREP BATCH #
Color	ND	5.0	No Units	SM20 2120B	07/02/09	9183380

Dilution Factor: 1 Analysis Time..: 06:00 MDL.....:

Waste Management

Client Sample ID: FIELD BLANK 1

General Chemistry

Lot-Sample #...: D9G010175-009 **Work Order #...:** LFXJ8 **Matrix.....:** OW
Date Sampled...: 06/30/09 11:00 **Date Received..:** 07/01/09

PARAMETER	RESULT	RL	UNITS	METHOD	PREPARATION-ANALYSIS DATE	PREP BATCH #
Color	ND	5.0	No Units	SM20 2120B	07/02/09	9183380

Dilution Factor: 1 Analysis Time..: 06:00 MDL.....:

Waste Management

Client Sample ID: MW-1B

General Chemistry

Lot-Sample #...: D9G010175-010 **Work Order #...:** LFXKC **Matrix.....:** GW
Date Sampled...: 06/30/09 11:40 **Date Received..:** 07/01/09

PARAMETER	RESULT	RL	UNITS	METHOD	PREPARATION-ANALYSIS DATE	PREP BATCH #
Color	**5.0**	**5.0**	**No Units**	**SM20 2120B**	**07/02/09**	**9183380**

Dilution Factor: 1 Analysis Time..: 06:00 MDL.....:

Waste Management

Client Sample ID: MW-4B

TestAmerica, Inc. - Radiochemistry

Lab Sample ID: D9F270156-001
Work Order: LFQ2D
Matrix: GW

Date Collected: 06/26/09 1137
Date Received: 06/27/09 0825

Parameter	Result	Qual	Total Uncert. (2 σ+/-)	RL	MDC	Prep Date	Analysis Date
GROSS A/B BY GFPC SW846 9310 MOD			**pCi/L**			**Batch # 9183209**	**Yld %**
Gross Alpha	0.31	U	0.61	3.00	1.1	07/02/09	07/02/09

NOTE(S)

Data are incomplete without the case narrative.

MDC is determined by instrument performance only.
Bold results are greater than the MDC
U Result is less than the sample detection limit.

Waste Management

Client Sample ID: MW-4B

TestAmerica, Inc. - Radiochemistry

Lab Sample ID: D9F270156-001X
Work Order: LFQ2D
Matrix: GW

Date Collected: 06/26/09 1137
Date Received: 06/27/09 0825

Parameter	Result	Qual	Total Uncert. (2 σ+/-)	RL	MDC	Prep Date	Analysis Date
GROSS A/B BY GFPC SW846 9310 MOD			**pCi/L**			**Batch # 9183209**	**Yld %**
Gross Alpha	0.52	U	0.84	3.00	1.4	07/02/09	07/02/09

NOTE(S)

Data are incomplete without the case narrative.

MDC is determined by instrument performance only.
Bold results are greater than the MDC

U Result is less than the sample detection limit.

Waste Management

Client Sample ID: MW-5A

TestAmerica, Inc. - Radiochemistry

Lab Sample ID: D9F270156-002
Work Order: LFQ2E
Matrix: GW

Date Collected: 06/26/09 1102
Date Received: 06/27/09 0825

Parameter	Result	Qual	Total Uncert. (2 σ+/-)	RL	MDC	Prep Date	Analysis Date
GROSS A/B BY GFPC SW846 9310 MOD			pCi/L			Batch # 9183209	Yld %
Gross Alpha	3.9		1.2	3.0	1	07/02/09	07/02/09

NOTE(S)

Data are incomplete without the case narrative.

MDC is determined by instrument performance only.
Bold results are greater than the MDC

Waste Management

Client Sample ID: MW-5B

TestAmerica, Inc. - Radiochemistry

Lab Sample ID: D9F270156-003
Work Order: LFQ2F
Matrix: GW

Date Collected: 06/26/09 1034
Date Received: 06/27/09 0825

Parameter	Result	Qual	Total Uncert. (2 σ+/-)	RL	MDC	Prep Date	Analysis Date
GROSS A/B BY GFPC SW846 9310 MOD			**pCi/L**			**Batch # 9183209**	**Yld %**
Gross Alpha	**9.0**		**2.0**	**3.0**	**1.1**	**07/02/09**	**07/02/09**

NOTE(S)

Data are incomplete without the case narrative.

MDC is determined by instrument performance only.
Bold results are greater than the MDC

Waste Management

Client Sample ID: MW-7A

TestAmerica, Inc. - Radiochemistry

Lab Sample ID: D9F270156-004
Work Order: LFQ2H
Matrix: GW

Date Collected: 06/26/09 1004
Date Received: 06/27/09 0825

Parameter	Result	Qual	Total Uncert. (2 σ+/-)	RL	MDC	Prep Date	Analysis Date
GROSS A/B BY GFPC SW846 9310 MOD			**pCi/L**			**Batch # 9183209**	**Yld %**
Gross Alpha	**2.0**	J	**1.2**	**3.0**	**1.5**	**07/02/09**	**07/02/09**

NOTE(S)

Data are incomplete without the case narrative.

MDC is determined by instrument performance only.
Bold results are greater than the MDC

J Result is greater than sample detection limit but less than stated reporting limit.

Waste Management

Client Sample ID: MW-7B

TestAmerica, Inc. - Radiochemistry

Lab Sample ID: D9F270156-005
Work Order: LFQ2J
Matrix: GW

Date Collected: 06/26/09 0933
Date Received: 06/27/09 0825

Parameter	Result	Qual	Total Uncert. (2 σ+/-)	RL	MDC	Prep Date	Analysis Date
GROSS A/B BY GFPC SW846 9310 MOD			pCi/L			Batch # 9183209	Yld %
Gross Alpha	8.2		2.2	3.0	1.9	07/02/09	07/02/09

NOTE(S)

Data are incomplete without the case narrative.

MDC is determined by instrument performance only.
Bold results are greater than the MDC

Waste Management

Client Sample ID: MW-1A

TestAmerica, Inc. - Radiochemistry

Lab Sample ID: D9F270156-006
Work Order: LFQ2K
Matrix: GW

Date Collected: 06/26/09 0902
Date Received: 06/27/09 0825

Parameter	Result	Qual	Total Uncert. (2 σ+/-)	RL	MDC	Prep Date	Analysis Date
GROSS A/B BY GFPC SW846 9310 MOD			**pCi/L**			**Batch # 9183209**	**Yld %**
Gross Alpha	**2.3**	J	1.4	3.0	1.8	07/02/09	07/02/09

NOTE(S)

Data are incomplete without the case narrative.

MDC is determined by instrument performance only.
Bold results are greater than the MDC

J Result is greater than sample detection limit but less than stated reporting limit.

Waste Management

Client Sample ID: MW-FL3

TestAmerica, Inc. - Radiochemistry

Lab Sample ID: D9F270156-008
Work Order: LFQ2N
Matrix: GW

Date Collected: 06/26/09 0745
Date Received: 06/27/09 0825

Parameter	Result	Qual	Total Uncert. (2 σ+/-)	RL	MDC	Prep Date	Analysis Date
GROSS A/B BY GFPC SW846 9310 MOD			**pCi/L**			**Batch # 9183209**	**Yld %**
Gross Alpha	5.2	U	4.4	3.0	6.6	07/02/09	07/02/09

NOTE(S)

Data are incomplete without the case narrative.

MDC is determined by instrument performance only.
Bold results are greater than the MDC

U Result is less than the sample detection limit.

Waste Management

Client Sample ID: MW-3B

TestAmerica, Inc. - Radiochemistry

Lab Sample ID: D9F270156-009
Work Order: LFQ2P
Matrix: GW

Date Collected: 06/26/09 1310
Date Received: 06/27/09 0825

Parameter	Result	Qual	Total Uncert. (2 σ+/-)	RL	MDC	Prep Date	Analysis Date
GROSS A/B BY GFPC SW846 9310 MOD			**pCi/L**			**Batch # 9183209**	**Yld %**
Gross Alpha	**4.5**		**1.6**	**3.0**	**1.8**	**07/02/09**	**07/02/09**

NOTE(S)

Data are incomplete without the case narrative.

MDC is determined by instrument performance only.
Bold results are greater than the MDC

Waste Management

Client Sample ID: MW-FL1

TestAmerica, Inc. - Radiochemistry

Lab Sample ID: D9F270156-010
Work Order: LFQ2V
Matrix: GW

Date Collected: 06/26/09 1344
Date Received: 06/27/09 0825

Parameter	Result	Qual	Total Uncert. (2 σ+/-)	RL	MDC	Prep Date	Analysis Date
GROSS A/B BY GFPC SW846 9310 MOD			pCi/L			Batch # 9183209	Yld %
Gross Alpha	**14.6**		5.3	3.0	5.7	07/02/09	07/02/09

NOTE(S)

Data are incomplete without the case narrative.

MDC is determined by instrument performance only.
Bold results are greater than the MDC

Waste Management

Client Sample ID: MW-4A

TestAmerica, Inc. - Radiochemistry

Lab Sample ID: D9F270156-011
Work Order: LFQ2W
Matrix: GW

Date Collected: 06/26/09 1209
Date Received: 06/27/09 0825

Parameter	Result	Qual	Total Uncert. (2 σ+/-)	RL	MDC	Prep Date	Analysis Date
GROSS A/B BY GFPC SW846 9310 MOD			**pCi/L**			**Batch # 9183209**	**Yld %**
Gross Alpha	0.80	U	0.74	3.00	1.1	07/02/09	07/02/09

NOTE(S)

Data are incomplete without the case narrative.

MDC is determined by instrument performance only.
Bold results are greater than the MDC

U Result is less than the sample detection limit.

Waste Management

Client Sample ID: MW-8R

TestAmerica, Inc. - Radiochemistry

Lab Sample ID: D9G010175-001
Work Order: LFXJK
Matrix: GW

Date Collected: 06/30/09 1015
Date Received: 07/01/09 0900

Parameter	Result	Qual	Total Uncert. (2 σ+/-)	RL	MDC	Prep Date	Analysis Date
GROSS A/B BY GFPC SW846 9310 MOD			pCi/L			Batch # 9187146	Yld %
Gross Alpha	2.4	J	1.2	3.0	1.6	07/06/09	07/07/09

NOTE(S)

Data are incomplete without the case narrative.

MDC is determined by instrument performance only.

Bold results are greater than the MDC

J Result is greater than sample detection limit but less than stated reporting limit.

Waste Management

Client Sample ID: MW-8R

TestAmerica, Inc. - Radiochemistry

Lab Sample ID: D9G010175-001X
Work Order: LFXJK
Matrix: GW

Date Collected: 06/30/09 1015
Date Received: 07/01/09 0900

Parameter	Result	Qual	Total Uncert. (2 σ+/-)	RL	MDC	Prep Date	Analysis Date
GROSS A/B BY GFPC SW846 9310 MOD			**pCi/L**			**Batch # 9187146**	**Yld %**
Gross Alpha	**2.0**	J	1.2	3.0	1.6	07/06/09	07/07/09

NOTE(S)

Data are incomplete without the case narrative.

MDC is determined by instrument performance only.
Bold results are greater than the MDC

J Result is greater than sample detection limit but less than stated reporting limit.

Waste Management

Client Sample ID: MW-3A

TestAmerica, Inc. - Radiochemistry

Lab Sample ID: D9G010175-002
Work Order: LFXJQ
Matrix: GW

Date Collected: 06/30/09 0936
Date Received: 07/01/09 0900

Parameter	Result	Qual	Total Uncert. (2 σ+/-)	RL	MDC	Prep Date	Analysis Date
GROSS A/B BY GFPC SW846 9310 MOD			**pCi/L**			**Batch # 9187146**	**Yld %**
Gross Alpha	**12.6**		**2.3**	**3.0**	**1.4**	**07/06/09**	**07/07/09**

NOTE(S)

Data are incomplete without the case narrative.

MDC is determined by instrument performance only.
Bold results are greater than the MDC

Waste Management

Client Sample ID: MW-2B

TestAmerica, Inc. - Radiochemistry

Lab Sample ID: D9G010175-003
Work Order: LFXJV
Matrix: GW

Date Collected: 06/30/09 0901
Date Received: 07/01/09 0900

Parameter	Result	Qual	Total Uncert. (2 σ+/-)	RL	MDC	Prep Date	Analysis Date
GROSS A/B BY GFPC SW846 9310 MOD			pCi/L			Batch # 9187146	Yld %
Gross Alpha	2.5	J	1.1	3.0	1.2	07/06/09	07/07/09

NOTE(S)

Data are incomplete without the case narrative.

MDC is determined by instrument performance only.

Bold results are greater than the MDC

J Result is greater than sample detection limit but less than stated reporting limit.

Waste Management

Client Sample ID: MW-2AR

TestAmerica, Inc. - Radiochemistry

Lab Sample ID: D9G010175-004
Work Order: LFXJW
Matrix: GW

Date Collected: 06/30/09 0826
Date Received: 07/01/09 0900

Parameter	Result	Qual	Total Uncert. (2 σ+/-)	RL	MDC	Prep Date	Analysis Date
GROSS A/B BY GFPC SW846 9310 MOD			pCi/L			Batch # 9187146	Yld %
Gross Alpha	0.98	J	0.66	3.00	0.86	07/06/09	07/07/09

NOTE(S)

Data are incomplete without the case narrative.

MDC is determined by instrument performance only.
Bold results are greater than the MDC
J Result is greater than sample detection limit but less than stated reporting limit.

Waste Management

Client Sample ID: MW-FL2R

TestAmerica, Inc. - Radiochemistry

Lab Sample ID: D9G010175-005
Work Order: LFXJ0
Matrix: GW

Date Collected: 06/30/09 0755
Date Received: 07/01/09 0900

Parameter	Result	Qual	Total Uncert. (2 σ+/-)	RL	MDC	Prep Date	Analysis Date
GROSS A/B BY GFPC SW846 9310 MOD			**pCi/L**			**Batch # 9187146**	**Yld %**
Gross Alpha	0.3	U	1.2	3.0	2.3	07/06/09	07/07/09

NOTE(S)

Data are incomplete without the case narrative.

MDC is determined by instrument performance only.
Bold results are greater than the MDC

U Result is less than the sample detection limit.

Waste Management

Client Sample ID: MW-6AR

TestAmerica, Inc. - Radiochemistry

Lab Sample ID: D9G010175-006
Work Order: LFXJ2
Matrix: GW

Date Collected: 06/30/09 0717
Date Received: 07/01/09 0900

Parameter	Result	Qual	Total Uncert. (2 σ+/-)	RL	MDC	Prep Date	Analysis Date
GROSS A/B BY GFPC SW846 9310 MOD			pCi/L			Batch # 9187146	Yld %
Gross Alpha	2.0	J	1.2	3.0	1.7	07/06/09	07/07/09

NOTE(S)

Data are incomplete without the case narrative.

MDC is determined by instrument performance only.

Bold results are greater than the MDC

J Result is greater than sample detection limit but less than stated reporting limit.

Waste Management

Client Sample ID: MW-6BR

TestAmerica, Inc. - Radiochemistry

Lab Sample ID: D9G010175-007
Work Order: LFXJ4
Matrix: GW

Date Collected: 06/30/09 0646
Date Received: 07/01/09 0900

Parameter	Result	Qual	Total Uncert. (2 σ+/-)	RL	MDC	Prep Date	Analysis Date
GROSS A/B BY GFPC SW846 9310 MOD			pCi/L			Batch # 9187146	Yld %
Gross Alpha	5.5		1.8	3.0	1.7	07/06/09	07/07/09

NOTE(S)

Data are incomplete without the case narrative.

MDC is determined by instrument performance only.
Bold results are greater than the MDC

Waste Management

Client Sample ID: EQUIPTMENT BLANK 1

TestAmerica, Inc. - Radiochemistry

Lab Sample ID: D9G010175-008
Work Order: LFXJ7
Matrix: OW

Date Collected: 06/30/09 1040
Date Received: 07/01/09 0900

Parameter	Result	Qual	Total Uncert. (2 σ+/-)	RL	MDC	Prep Date	Analysis Date
GROSS A/B BY GFPC SW846 9310 MOD			**pCi/L**			**Batch # 9187146**	**Yld %**
Gross Alpha	0.55	U	0.84	3.00	1.4	07/06/09	07/07/09

NOTE(S)

Data are incomplete without the case narrative.

MDC is determined by instrument performance only.
Bold results are greater than the MDC
U Result is less than the sample detection limit.

Waste Management

Client Sample ID: FIELD BLANK 1

TestAmerica, Inc. - Radiochemistry

Lab Sample ID: D9G010175-009
Work Order: LFXJ8
Matrix: OW

Date Collected: 06/30/09 1100
Date Received: 07/01/09 0900

Parameter	Result	Qual	Total Uncert. (2 σ+/-)	RL	MDC	Prep Date	Analysis Date
GROSS A/B BY GFPC SW846 9310 MOD			**pCi/L**			**Batch # 9187146**	**Yld %**
Gross Alpha	0.26	U	0.79	3.00	1.4	07/06/09	07/07/09

NOTE(S)

Data are incomplete without the case narrative.

MDC is determined by instrument performance only.
Bold results are greater than the MDC
U Result is less than the sample detection limit.

Waste Management

Client Sample ID: MW-1B

TestAmerica, Inc. - Radiochemistry

Lab Sample ID: D9G010175-010
Work Order: LFXKC
Matrix: GW

Date Collected: 06/30/09 1140
Date Received: 07/01/09 0900

Parameter	Result	Qual	Total Uncert. (2 σ+/-)	RL	MDC	Prep Date	Analysis Date
GROSS A/B BY GFPC SW846 9310 MOD			**pCi/L**			**Batch # 9187146**	**Yld %**
Gross Alpha	**3.0**	**J**	**1.2**	**3.0**	**1.0**	**07/06/09**	**07/07/09**

NOTE(S)

Data are incomplete without the case narrative.

MDC is determined by instrument performance only.
Bold results are greater than the MDC

J Result is greater than sample detection limit but less than stated reporting limit.

QC DATA ASSOCIATION SUMMARY

58826209 : D9F270122

Sample Preparation and Analysis Control Numbers

SAMPLE#	MATRIX	ANALYTICAL METHOD	LEACH BATCH #	PREP BATCH #	MS RUN#
001	GW	NONE GW Elevation		9181259	
	GW	MCAWW 300.0A		9181150	9181092
	GW	MCAWW 300.0A		9181151	9181094
	GW	MCAWW 170.1		9181259	
	GW	MCAWW 150.1		9181259	
	GW	MCAWW 120.1		9181259	
	GW	MCAWW 360.1		9181259	
	GW	SM18 2540 C		9181100	9181070
	GW	SW846 6020		9180481	9180307
	GW	SW846 7470A		9180194	9180124
	GW	EPA-DW 504.1		9180295	
	GW	SW846 8260B		9189170	9189098
	GW	SW846 6010B		9180472	9180301
	GW	MCAWW 180.1		9181259	
	GW	MCAWW 350.1		9188446	9189232
	GW	SM20 2120B		9181385	9188164
002	GW	NONE GW Elevation		9181259	
	GW	MCAWW 300.0A		9181150	9181092
	GW	MCAWW 300.0A		9181151	9181094
	GW	MCAWW 170.1		9181259	
	GW	MCAWW 150.1		9181259	
	GW	MCAWW 120.1		9181259	
	GW	MCAWW 360.1		9181259	
	GW	SM18 2540 C		9181100	9181070
	GW	SW846 6020		9180481	9180307
	GW	SW846 7470A		9180194	9180124
	GW	EPA-DW 504.1		9180295	
	GW	SW846 8260B		9189170	9189098
	GW	SW846 6010B		9180472	9180301
	GW	MCAWW 180.1		9181259	
	GW	MCAWW 350.1		9188446	9189232
	GW	SM20 2120B		9181385	9188164
003	GW	NONE GW Elevation		9181259	
	GW	MCAWW 300.0A		9181150	9181092
	GW	MCAWW 300.0A		9181151	9181094
	GW	MCAWW 170.1		9181259	
	GW	MCAWW 150.1		9181259	
	GW	MCAWW 120.1		9181259	
	GW	MCAWW 360.1		9181259	
	GW	SM18 2540 C		9181100	9181070
	GW	SW846 6020		9180481	9180307

(Continued on next page)

QC DATA ASSOCIATION SUMMARY

58826209 : D9F270122

Sample Preparation and Analysis Control Numbers

SAMPLE#	MATRIX	ANALYTICAL METHOD	LEACH BATCH #	PREP BATCH #	MS RUN#
003	GW	SW846 7470A		9180194	9180124
	GW	EPA-DW 504.1		9180295	
	GW	SW846 8260B		9189170	9189098
	GW	SW846 6010B		9180472	9180301
	GW	MCAWW 180.1		9181259	
	GW	MCAWW 350.1		9188446	9189232
	GW	SM20 2120B		9181385	9188164
004	GW	NONE GW Elevation		9181259	
	GW	MCAWW 300.0A		9181150	9181092
	GW	MCAWW 300.0A		9181151	9181094
	GW	MCAWW 170.1		9181260	
	GW	MCAWW 150.1		9181259	
	GW	MCAWW 120.1		9181260	
	GW	MCAWW 360.1		9181260	
	GW	SM18 2540 C		9181100	9181070
	GW	SW846 6020		9180481	9180307
	GW	SW846 7470A		9180194	9180124
	GW	EPA-DW 504.1		9180295	
	GW	SW846 8260B		9189170	9189098
	GW	SW846 6010B		9180472	9180301
	GW	MCAWW 180.1		9181260	
	GW	MCAWW 350.1		9188446	9189232
	GW	SM20 2120B		9181385	9188164
005	GW	NONE GW Elevation		9181260	
	GW	MCAWW 300.0A		9181150	9181092
	GW	MCAWW 300.0A		9181151	9181094
	GW	MCAWW 170.1		9181260	
	GW	MCAWW 150.1		9181260	
	GW	MCAWW 120.1		9181260	
	GW	MCAWW 360.1		9181260	
	GW	SM18 2540 C		9181100	9181070
	GW	SW846 6020		9180481	9180307
	GW	SW846 7470A		9180194	9180124
	GW	EPA-DW 504.1		9180295	
	GW	SW846 8260B		9189170	9189098
	GW	SW846 6010B		9180472	9180301
	GW	MCAWW 180.1		9181260	
	GW	MCAWW 350.1		9188446	9189232
	GW	SM20 2120B		9181385	9188164

(Continued on next page)

QC DATA ASSOCIATION SUMMARY

58826209 : D9F270122

Sample Preparation and Analysis Control Numbers

SAMPLE#	MATRIX	ANALYTICAL METHOD	LEACH BATCH #	PREP BATCH #	MS RUN#
006	GW	NONE GW Elevation		9181260	
	GW	MCAWW 300.0A		9181150	9181092
	GW	MCAWW 300.0A		9181151	9181094
	GW	MCAWW 170.1		9181260	
	GW	MCAWW 150.1		9181260	
	GW	MCAWW 120.1		9181260	
	GW	MCAWW 360.1		9181260	
	GW	SM18 2540 C		9181100	9181070
	GW	SW846 6020		9180481	9180307
	GW	SW846 7470A		9180194	9180124
	GW	EPA-DW 504.1		9180295	
	GW	SW846 8260B		9189170	9189098
	GW	SW846 6010B		9180472	9180301
	GW	MCAWW 180.1		9181260	
	GW	MCAWW 350.1		9188446	9189232
	GW	SM20 2120B		9181385	9188164
007	GW	NONE GW Elevation		9181260	
	GW	MCAWW 170.1		9181260	
	GW	MCAWW 150.1		9181260	
	GW	MCAWW 120.1		9181260	
	GW	MCAWW 360.1		9181262	
	GW	SW846 6020		9180481	9180307
	GW	SW846 7470A		9180194	9180124
	GW	EPA-DW 504.1		9181403	
	GW	SW846 8260B		9189170	9189098
	GW	SW846 6010B		9180472	9180301
	GW	MCAWW 180.1		9181262	
	GW	MCAWW 350.1		9188446	9189232
008	GW	NONE GW Elevation		9181262	
	GW	MCAWW 300.0A		9181150	9181092
	GW	MCAWW 300.0A		9181151	9181094
	GW	MCAWW 170.1		9181262	
	GW	MCAWW 150.1		9181262	
	GW	MCAWW 120.1		9181262	
	GW	MCAWW 360.1		9181262	
	GW	SM18 2540 C		9181100	9181070
	GW	SW846 6020		9180481	9180307
	GW	SW846 7470A		9180194	9180124
	GW	EPA-DW 504.1		9181403	
	GW	SW846 8260B		9189170	9189098
	GW	SW846 6010B		9180472	9180301

(Continued on next page)

QC DATA ASSOCIATION SUMMARY

58826209 : D9F270122

Sample Preparation and Analysis Control Numbers

SAMPLE#	MATRIX	ANALYTICAL METHOD	LEACH BATCH #	PREP BATCH #	MS RUN#
008	GW	MCAWW 180.1		9181262	
	GW	MCAWW 350.1		9188446	9189232
	GW	SM20 2120B		9181385	9188164
009	GW	NONE GW Elevation		9181262	
	GW	MCAWW 300.0A		9181150	9181092
	GW	MCAWW 300.0A		9181151	9181094
	GW	MCAWW 170.1		9181262	
	GW	MCAWW 150.1		9181262	
	GW	MCAWW 120.1		9181262	
	GW	MCAWW 360.1		9181262	
	GW	SM18 2540 C		9181100	9181070
	GW	SW846 6020		9180481	9180307
	GW	SW846 7470A		9180194	9180124
	GW	EPA-DW 504.1		9181403	
	GW	SW846 8260B		9189170	9189098
	GW	SW846 6010B		9180472	9180301
	GW	MCAWW 180.1		9181262	
	GW	MCAWW 350.1		9188446	9189232
	GW	SM20 2120B		9181385	9188164
010	GW	NONE GW Elevation		9181262	
	GW	MCAWW 300.0A		9181150	9181092
	GW	MCAWW 300.0A		9181151	9181094
	GW	MCAWW 170.1		9181262	
	GW	MCAWW 150.1		9181262	
	GW	MCAWW 120.1		9181262	
	GW	MCAWW 360.1		9181262	
	GW	SM18 2540 C		9181100	9181070
	GW	SW846 6020		9180481	9180307
	GW	SW846 7470A		9180194	9180124
	GW	EPA-DW 504.1		9181403	
	GW	SW846 8260B		9189170	9189098
	GW	SW846 6010B		9180472	9180301
	GW	MCAWW 180.1		9181262	
	GW	MCAWW 350.1		9188446	9189232
	GW	SM20 2120B		9180357	9183228
011	GW	NONE GW Elevation		9181263	
	GW	MCAWW 300.0A		9181150	9181092
	GW	MCAWW 300.0A		9181151	9181094
	GW	MCAWW 170.1		9181263	
	GW	MCAWW 150.1		9181263	

(Continued on next page)

QC DATA ASSOCIATION SUMMARY

58826209 : D9F270122

Sample Preparation and Analysis Control Numbers

SAMPLE#	MATRIX	ANALYTICAL METHOD	LEACH BATCH #	PREP BATCH #	MS RUN#
011	GW	MCAWW 120.1		9181263	
	GW	MCAWW 360.1		9181263	
	GW	SM18 2540 C		9181100	9181070
	GW	SW846 6020		9180481	9180307
	GW	SW846 7470A		9180194	9180124
	GW	EPA-DW 504.1		9181403	
	GW	SW846 8260B		9189170	9189098
	GW	SW846 6010B		9180472	9180301
	GW	MCAWW 180.1		9181263	
	GW	MCAWW 350.1		9188446	9189232
	GW	SM20 2120B		9180357	9183228
012	OW	SW846 8260B		9189170	9189098
001	GW	SW846 9310 MOD		9183209	9183119
002	GW	SW846 9310 MOD		9183209	9183119
003	GW	SW846 9310 MOD		9183209	9183119
004	GW	SW846 9310 MOD		9183209	9183119
005	GW	SW846 9310 MOD		9183209	9183119
006	GW	SW846 9310 MOD		9183209	9183119
008	GW	SW846 9310 MOD		9183209	9183119
009	GW	SW846 9310 MOD		9183209	9183119
010	GW	SW846 9310 MOD		9183209	9183119
011	GW	SW846 9310 MOD		9183209	9183119
001	WG	NONE GW Elevation		9183216	
	WG	MCAWW 300.0A		9183084	9187297
	WG	MCAWW 300.0A		9183083	9187296
	WG	MCAWW 170.1		9183216	
	WG	MCAWW 150.1		9183216	
	WG	MCAWW 120.1		9183216	
	WG	MCAWW 360.1		9183216	
	WG	SM18 2540 C		9183067	9183039
	WG	SW846 6020		9183418	9183249

(Continued on next page)

QC DATA ASSOCIATION SUMMARY

58826209 : D9G010142

Sample Preparation and Analysis Control Numbers

SAMPLE#	MATRIX	ANALYTICAL METHOD	LEACH BATCH #	PREP BATCH #	MS RUN#
001	WG	SW846 7470A		9183115	9183058
	WG	EPA-DW 504.1		9190341	
	WG	SW846 8260B		9189470	9190180
	WG	SW846 6010B		9183412	9183243
	WG	MCAWW 180.1		9183216	
	WG	MCAWW 350.1		9189388	9189256
002	GW	NONE GW Elevation		9183216	
	GW	MCAWW 300.0A		9183084	9187297
	GW	MCAWW 300.0A		9183083	9187296
	GW	MCAWW 170.1		9183216	
	GW	MCAWW 150.1		9183216	
	GW	MCAWW 120.1		9183216	
	GW	MCAWW 360.1		9183216	
	GW	SM18 2540 C		9183067	9183039
	GW	SW846 6020		9183418	9183249
	GW	SW846 7470A		9183115	9183058
	GW	EPA-DW 504.1		9190341	
	GW	SW846 8260B		9189470	9190180
	GW	SW846 6010B		9183412	9183243
	GW	MCAWW 180.1		9183216	
	GW	MCAWW 350.1		9189388	9189256
003	GW	NONE GW Elevation		9183216	
	GW	MCAWW 300.0A		9183084	9187297
	GW	MCAWW 300.0A		9183083	9187296
	GW	MCAWW 170.1		9183216	
	GW	MCAWW 150.1		9183216	
	GW	MCAWW 120.1		9183216	
	GW	MCAWW 360.1		9183216	
	GW	SM18 2540 C		9183067	9183039
	GW	SW846 6020		9183418	9183249
	GW	SW846 7470A		9183115	9183058
	GW	EPA-DW 504.1		9190341	
	GW	SW846 8260B		9189470	9190180
	GW	SW846 6010B		9183412	9183243
	GW	MCAWW 180.1		9183216	
	GW	MCAWW 350.1		9189388	9189256
004	GW	NONE GW Elevation		9183216	
	GW	MCAWW 300.0A		9183084	9187297
	GW	MCAWW 300.0A		9183083	9187296
	GW	MCAWW 170.1		9183217	

(Continued on next page)

QC DATA ASSOCIATION SUMMARY

58826209 : D9G010142

Sample Preparation and Analysis Control Numbers

SAMPLE#	MATRIX	ANALYTICAL METHOD	LEACH BATCH #	PREP BATCH #	MS RUN#
004	GW	MCAWW 150.1		9183216	
	GW	MCAWW 120.1		9183217	
	GW	MCAWW 360.1		9183217	
	GW	SM18 2540 C		9183067	9183039
	GW	SW846 6020		9183418	9183249
	GW	SW846 7470A		9183115	9183058
	GW	EPA-DW 504.1		9190341	
	GW	SW846 8260B		9189470	9190180
	GW	SW846 6010B		9183412	9183243
	GW	MCAWW 180.1		9183217	
	GW	MCAWW 350.1		9189388	9189256
005	GW	NONE GW Elevation		9183217	
	GW	MCAWW 300.0A		9183084	9187297
	GW	MCAWW 300.0A		9183083	9187296
	GW	MCAWW 170.1		9183217	
	GW	MCAWW 150.1		9183217	
	GW	MCAWW 120.1		9183217	
	GW	MCAWW 360.1		9183217	
	GW	SM18 2540 C		9183067	9183039
	GW	SW846 6020		9183418	9183249
	GW	SW846 7470A		9183115	9183058
	GW	EPA-DW 504.1		9190341	
	GW	SW846 8260B		9189290	9189168
	GW	SW846 6010B		9183412	9183243
	GW	MCAWW 180.1		9183217	
	GW	MCAWW 350.1		9189388	9189256
006	GW	NONE GW Elevation		9183217	
	GW	MCAWW 300.0A		9183084	9187297
	GW	MCAWW 300.0A		9183083	9187296
	GW	MCAWW 170.1		9183217	
	GW	MCAWW 150.1		9183217	
	GW	MCAWW 120.1		9183217	
	GW	MCAWW 360.1		9183217	
	GW	SM18 2540 C		9183067	9183039
	GW	SW846 6020		9183418	9183249
	GW	SW846 7470A		9183115	9183058
	GW	EPA-DW 504.1		9190341	
	GW	SW846 8260B		9189290	9189168
	GW	SW846 6010B		9183412	9183243
	GW	MCAWW 180.1		9183217	
	GW	MCAWW 350.1		9189388	9189256

(Continued on next page)

QC DATA ASSOCIATION SUMMARY

58826209 : D9G010142

Sample Preparation and Analysis Control Numbers

SAMPLE#	MATRIX	ANALYTICAL METHOD	LEACH BATCH #	PREP BATCH #	MS RUN#
007	GW	NONE GW Elevation		9183217	
	GW	MCAWW 300.0A		9183084	9187297
	GW	MCAWW 300.0A		9183083	9187296
	GW	MCAWW 170.1		9183217	
	GW	MCAWW 150.1		9183217	
	GW	MCAWW 120.1		9183217	
	GW	MCAWW 360.1		9183218	
	GW	SM18 2540 C		9183067	9183039
	GW	SW846 6020		9183418	9183249
	GW	SW846 7470A		9183115	9183058
	GW	EPA-DW 504.1		9190341	
	GW	SW846 8260B		9189290	9189168
	GW	SW846 6010B		9183412	9183243
	GW	MCAWW 180.1		9183218	
	GW	MCAWW 350.1		9189388	9189256
008	OW	MCAWW 300.0A		9183084	9187297
	OW	MCAWW 300.0A		9183083	9187296
	OW	MCAWW 170.1		9183218	
	OW	MCAWW 150.1		9183218	
	OW	MCAWW 120.1		9183218	
	OW	MCAWW 360.1		9183218	
	OW	SM18 2540 C		9183067	9183039
	OW	SW846 6020		9183418	9183249
	OW	SW846 7470A		9183115	9183058
	OW	EPA-DW 504.1		9190341	
	OW	SW846 8260B		9189290	9189168
	OW	SW846 6010B		9183412	9183243
	OW	MCAWW 180.1		9183218	
	OW	MCAWW 350.1		9189388	9189256
009	OW	MCAWW 300.0A		9183084	9187297
	OW	MCAWW 300.0A		9183083	9187296
	OW	MCAWW 170.1		9183218	
	OW	MCAWW 150.1		9183218	
	OW	MCAWW 120.1		9183218	
	OW	MCAWW 360.1		9183218	
	OW	SM18 2540 C		9183067	9183039
	OW	SW846 6020		9183418	9183249
	OW	SW846 7470A		9183115	9183058
	OW	EPA-DW 504.1		9190341	
	OW	SW846 8260B		9189290	9189168
	OW	SW846 6010B		9183412	9183243

(Continued on next page)

QC DATA ASSOCIATION SUMMARY

58826209 : D9G010142

Sample Preparation and Analysis Control Numbers

SAMPLE#	MATRIX	ANALYTICAL METHOD	LEACH BATCH #	PREP BATCH #	MS RUN#
009	OW	MCAWW 180.1		9183218	
	OW	MCAWW 350.1		9189388	9189256
010	OW	SW846 8260B		9189290	9189168
011	GW	NONE GW Elevation		9183218	
	GW	MCAWW 300.0A		9183084	9187297
	GW	MCAWW 300.0A		9183083	9187296
	GW	MCAWW 170.1		9183218	
	GW	MCAWW 150.1		9183218	
	GW	MCAWW 120.1		9183218	
	GW	MCAWW 360.1		9183218	
	GW	SM18 2540 C		9183067	9183039
	GW	MCAWW 180.1		9183218	
001	GW	SW846 6010B		9183408	9183241
	GW	SM20 2120B		9183380	9187044
	GW	SW846 9310 MOD		9187146	9187106
002	GW	SW846 6010B		9183408	9183241
	GW	SM20 2120B		9183380	9187044
	GW	SW846 9310 MOD		9187146	9187106
003	GW	SW846 6010B		9183408	9183241
	GW	SM20 2120B		9183380	9187044
	GW	SW846 9310 MOD		9187146	9187106
004	GW	SW846 6010B		9183408	9183241
	GW	SM20 2120B		9183380	9187044
	GW	SW846 9310 MOD		9187146	9187106
005	GW	SW846 6010B		9183408	9183241
	GW	SM20 2120B		9183380	9187044
	GW	SW846 9310 MOD		9187146	9187106
006	GW	SW846 6010B		9183408	9183241
	GW	SM20 2120B		9183380	9187044
	GW	SW846 9310 MOD		9187146	9187106
007	GW	SW846 6010B		9183408	9183241
	GW	SM20 2120B		9183380	9187044
	GW	SW846 9310 MOD		9187146	9187106

(Continued on next page)

QC DATA ASSOCIATION SUMMARY

58826209 : D9G010175

Sample Preparation and Analysis Control Numbers

SAMPLE#	MATRIX	ANALYTICAL METHOD	LEACH BATCH #	PREP BATCH #	MS RUN#
008	OW	SW846 6010B		9183408	9183241
	OW	SM20 2120B		9183380	9187044
	OW	SW846 9310 MOD		9187146	9187106
009	OW	SW846 6010B		9183408	9183241
	OW	SM20 2120B		9183380	9187044
	OW	SW846 9310 MOD		9187146	9187106
010	GW	SM20 2120B		9183380	9187044
	GW	SW846 9310 MOD		9187146	9187106

METHOD BLANK REPORT

GC/MS Volatiles

Client Lot #...: 58826209 **Work Order #...:** LF6CW1AA **Matrix.....:** WATER
MB Lot-Sample #: D9G080000-170

Prep Date.....: 07/06/09 **Analysis Time..:** 14:03
Analysis Date..: 07/06/09 **Prep Batch #...:** 9189170
Dilution Factor: 1

PARAMETER	RESULT	REPORTING LIMIT	UNITS	METHOD
Dibromochloromethane	ND	1.0	ug/L	SW846 8260B
Chloroethane	ND	2.0	ug/L	SW846 8260B
Chloroform	ND	1.0	ug/L	SW846 8260B
Chloromethane	ND	2.0	ug/L	SW846 8260B
Dibromomethane	ND	1.0	ug/L	SW846 8260B
1,2-Dichlorobenzene	ND	1.0	ug/L	SW846 8260B
1,4-Dichlorobenzene	ND	1.0	ug/L	SW846 8260B
trans-1,4-Dichloro-2-butene	ND	3.0	ug/L	SW846 8260B
1,1-Dichloroethane	ND	1.0	ug/L	SW846 8260B
1,2-Dichloroethane	ND	1.0	ug/L	SW846 8260B
1,1-Dichloroethene	ND	1.0	ug/L	SW846 8260B
cis-1,2-Dichloroethene	ND	1.0	ug/L	SW846 8260B
trans-1,2-Dichloroethene	ND	1.0	ug/L	SW846 8260B
1,2-Dichloropropane	ND	1.0	ug/L	SW846 8260B
cis-1,3-Dichloropropene	ND	1.0	ug/L	SW846 8260B
trans-1,3-Dichloropropene	ND	3.0	ug/L	SW846 8260B
Ethylbenzene	ND	1.0	ug/L	SW846 8260B
Trichlorofluoromethane	ND	2.0	ug/L	SW846 8260B
2-Hexanone	ND	5.0	ug/L	SW846 8260B
Iodomethane	ND	1.0	ug/L	SW846 8260B
Methylene chloride	ND	5.0	ug/L	SW846 8260B
4-Methyl-2-pentanone	ND	5.0	ug/L	SW846 8260B
Styrene	ND	1.0	ug/L	SW846 8260B
Acetone	ND	10	ug/L	SW846 8260B
Acrylonitrile	ND	20	ug/L	SW846 8260B
Benzene	ND	1.0	ug/L	SW846 8260B
Bromochloromethane	ND	1.0	ug/L	SW846 8260B
Bromodichloromethane	ND	1.0	ug/L	SW846 8260B
Bromoform	ND	1.0	ug/L	SW846 8260B
Bromomethane	ND	2.0	ug/L	SW846 8260B
Carbon disulfide	ND	2.0	ug/L	SW846 8260B
Carbon tetrachloride	ND	1.0	ug/L	SW846 8260B
Chlorobenzene	ND	1.0	ug/L	SW846 8260B
1,1,1,2-Tetrachloroethane	ND	1.0	ug/L	SW846 8260B
1,1,2,2-Tetrachloroethane	ND	1.0	ug/L	SW846 8260B
Tetrachloroethene	ND	1.0	ug/L	SW846 8260B
Toluene	ND	1.0	ug/L	SW846 8260B
1,1,1-Trichloroethane	ND	1.0	ug/L	SW846 8260B
1,1,2-Trichloroethane	ND	1.0	ug/L	SW846 8260B
Trichloroethene	ND	1.0	ug/L	SW846 8260B

(Continued on next page)

METHOD BLANK REPORT

GC/MS Volatiles

Client Lot #...: 58826209 **Work Order #...:** LF6CW1AA **Matrix.....:** WATER

PARAMETER	RESULT	REPORTING LIMIT	UNITS	METHOD
1,2,3-Trichloropropane	ND	2.5	ug/L	SW846 8260B
Vinyl acetate	ND	3.0	ug/L	SW846 8260B
Vinyl chloride	ND	1.0	ug/L	SW846 8260B
Xylenes (total)	ND	2.0	ug/L	SW846 8260B
2-Butanone (MEK)	ND	6.0	ug/L	SW846 8260B

SURROGATE	PERCENT RECOVERY	RECOVERY LIMITS
Dibromofluoromethane	102	(79 - 120)
1,2-Dichloroethane-d4	99	(65 - 126)
4-Bromofluorobenzene	108	(75 - 120)
Toluene-d8	102	(78 - 120)

NOTE(S):

Calculations are performed before rounding to avoid round-off errors in calculated results.

METHOD BLANK REPORT

GC/MS Volatiles

Client Lot #...: 58826209 **Work Order #...:** LF6RM1AA **Matrix.....:** WATER
MB Lot-Sample #: D9G080000-290

Prep Date.....: 07/07/09 **Analysis Time..:** 11:19
Analysis Date..: 07/07/09 **Prep Batch #...:** 9189290
Dilution Factor: 1

PARAMETER	RESULT	REPORTING LIMIT	UNITS	METHOD
Acetone	ND	10	ug/L	SW846 8260B
Acrylonitrile	ND	20	ug/L	SW846 8260B
Benzene	ND	1.0	ug/L	SW846 8260B
Bromochloromethane	ND	1.0	ug/L	SW846 8260B
Bromodichloromethane	ND	1.0	ug/L	SW846 8260B
Bromoform	ND	1.0	ug/L	SW846 8260B
Bromomethane	ND	2.0	ug/L	SW846 8260B
Carbon disulfide	ND	2.0	ug/L	SW846 8260B
Carbon tetrachloride	ND	1.0	ug/L	SW846 8260B
Chlorobenzene	ND	1.0	ug/L	SW846 8260B
Dibromochloromethane	ND	1.0	ug/L	SW846 8260B
Chloroethane	ND	2.0	ug/L	SW846 8260B
Chloroform	ND	1.0	ug/L	SW846 8260B
Chloromethane	ND	2.0	ug/L	SW846 8260B
Dibromomethane	ND	1.0	ug/L	SW846 8260B
1,2-Dichlorobenzene	ND	1.0	ug/L	SW846 8260B
1,4-Dichlorobenzene	ND	1.0	ug/L	SW846 8260B
trans-1,4-Dichloro-2-butene	ND	3.0	ug/L	SW846 8260B
1,1-Dichloroethane	ND	1.0	ug/L	SW846 8260B
1,2-Dichloroethane	ND	1.0	ug/L	SW846 8260B
1,1-Dichloroethene	ND	1.0	ug/L	SW846 8260B
cis-1,2-Dichloroethene	ND	1.0	ug/L	SW846 8260B
trans-1,2-Dichloroethene	ND	1.0	ug/L	SW846 8260B
1,2-Dichloropropane	ND	1.0	ug/L	SW846 8260B
cis-1,3-Dichloropropene	ND	1.0	ug/L	SW846 8260B
trans-1,3-Dichloropropene	ND	3.0	ug/L	SW846 8260B
Ethylbenzene	ND	1.0	ug/L	SW846 8260B
Trichlorofluoromethane	ND	2.0	ug/L	SW846 8260B
2-Hexanone	ND	5.0	ug/L	SW846 8260B
Iodomethane	ND	1.0	ug/L	SW846 8260B
Methylene chloride	**0.39 J**	**5.0**	**ug/L**	**SW846 8260B**
4-Methyl-2-pentanone	ND	5.0	ug/L	SW846 8260B
Styrene	ND	1.0	ug/L	SW846 8260B
1,1,1,2-Tetrachloroethane	ND	1.0	ug/L	SW846 8260B
1,1,2,2-Tetrachloroethane	ND	1.0	ug/L	SW846 8260B
Tetrachloroethene	ND	1.0	ug/L	SW846 8260B
Toluene	ND	1.0	ug/L	SW846 8260B
1,1,1-Trichloroethane	ND	1.0	ug/L	SW846 8260B
1,1,2-Trichloroethane	ND	1.0	ug/L	SW846 8260B
Trichloroethene	ND	1.0	ug/L	SW846 8260B

(Continued on next page)

METHOD BLANK REPORT

GC/MS Volatiles

Client Lot #...: 58826209 **Work Order #...:** LF6RM1AA **Matrix.....:** WATER

PARAMETER	RESULT	REPORTING LIMIT	UNITS	METHOD
1,2,3-Trichloropropane	ND	2.5	ug/L	SW846 8260B
Vinyl acetate	ND	3.0	ug/L	SW846 8260B
Vinyl chloride	ND	1.0	ug/L	SW846 8260B
Xylenes (total)	ND	2.0	ug/L	SW846 8260B
2-Butanone (MEK)	ND	6.0	ug/L	SW846 8260B

SURROGATE	PERCENT RECOVERY	RECOVERY LIMITS
Dibromofluoromethane	112	(79 - 120)
1,2-Dichloroethane-d4	109	(65 - 126)
4-Bromofluorobenzene	104	(75 - 120)
Toluene-d8	106	(78 - 120)

NOTE(S):

Calculations are performed before rounding to avoid round-off errors in calculated results.

J Estimated result. Result is less than RL.

METHOD BLANK REPORT

GC/MS Volatiles

Client Lot #...: 58826209 **Work Order #...:** LF8VJ1AA **Matrix.....:** WATER
MB Lot-Sample #: D9G080000-470

Prep Date.....: 07/07/09 **Analysis Time..:** 16:47
Analysis Date..: 07/07/09 **Prep Batch #...:** 9189470
Dilution Factor: 1

PARAMETER	RESULT	REPORTING LIMIT	UNITS	METHOD
Acetone	ND	10	ug/L	SW846 8260B
Acrylonitrile	ND	20	ug/L	SW846 8260B
Benzene	ND	1.0	ug/L	SW846 8260B
Bromochloromethane	ND	1.0	ug/L	SW846 8260B
Bromodichloromethane	ND	1.0	ug/L	SW846 8260B
Bromoform	ND	1.0	ug/L	SW846 8260B
Bromomethane	ND	2.0	ug/L	SW846 8260B
Carbon disulfide	ND	2.0	ug/L	SW846 8260B
Carbon tetrachloride	ND	1.0	ug/L	SW846 8260B
Chlorobenzene	ND	1.0	ug/L	SW846 8260B
Dibromochloromethane	ND	1.0	ug/L	SW846 8260B
Chloroethane	ND	2.0	ug/L	SW846 8260B
Chloroform	ND	1.0	ug/L	SW846 8260B
Chloromethane	ND	2.0	ug/L	SW846 8260B
Dibromomethane	ND	1.0	ug/L	SW846 8260B
1,2-Dichlorobenzene	ND	1.0	ug/L	SW846 8260B
1,4-Dichlorobenzene	ND	1.0	ug/L	SW846 8260B
trans-1,4-Dichloro-2-butene	ND	3.0	ug/L	SW846 8260B
1,1-Dichloroethane	ND	1.0	ug/L	SW846 8260B
1,2-Dichloroethane	ND	1.0	ug/L	SW846 8260B
1,1-Dichloroethene	ND	1.0	ug/L	SW846 8260B
cis-1,2-Dichloroethene	ND	1.0	ug/L	SW846 8260B
trans-1,2-Dichloroethene	ND	1.0	ug/L	SW846 8260B
1,2-Dichloropropane	ND	1.0	ug/L	SW846 8260B
cis-1,3-Dichloropropene	ND	1.0	ug/L	SW846 8260B
trans-1,3-Dichloropropene	ND	3.0	ug/L	SW846 8260B
Ethylbenzene	ND	1.0	ug/L	SW846 8260B
Trichlorofluoromethane	ND	2.0	ug/L	SW846 8260B
2-Hexanone	ND	5.0	ug/L	SW846 8260B
Iodomethane	ND	1.0	ug/L	SW846 8260B
Methylene chloride	ND	5.0	ug/L	SW846 8260B
4-Methyl-2-pentanone	ND	5.0	ug/L	SW846 8260B
Styrene	ND	1.0	ug/L	SW846 8260B
1,1,1,2-Tetrachloroethane	ND	1.0	ug/L	SW846 8260B
1,1,2,2-Tetrachloroethane	ND	1.0	ug/L	SW846 8260B
Tetrachloroethene	ND	1.0	ug/L	SW846 8260B
Toluene	ND	1.0	ug/L	SW846 8260B
1,1,1-Trichloroethane	ND	1.0	ug/L	SW846 8260B
1,1,2-Trichloroethane	ND	1.0	ug/L	SW846 8260B
Trichloroethene	ND	1.0	ug/L	SW846 8260B

(Continued on next page)

METHOD BLANK REPORT

GC/MS Volatiles

Client Lot #...: 58826209 **Work Order #...:** LF8VJ1AA **Matrix.....:** WATER

PARAMETER	RESULT	REPORTING LIMIT	UNITS	METHOD
1,2,3-Trichloropropane	ND	2.5	ug/L	SW846 8260B
Vinyl acetate	ND	3.0	ug/L	SW846 8260B
Vinyl chloride	ND	1.0	ug/L	SW846 8260B
Xylenes (total)	ND	2.0	ug/L	SW846 8260B
2-Butanone (MEK)	ND	6.0	ug/L	SW846 8260B

SURROGATE	PERCENT RECOVERY	RECOVERY LIMITS
Dibromofluoromethane	89	(79 - 120)
1,2-Dichloroethane-d4	97	(65 - 126)
4-Bromofluorobenzene	91	(75 - 120)
Toluene-d8	95	(78 - 120)

NOTE(S):

Calculations are performed before rounding to avoid round-off errors in calculated results.

LABORATORY CONTROL SAMPLE EVALUATION REPORT

GC/MS Volatiles

Client Lot #...: 58826209 **Work Order #...:** LF6CW1AC **Matrix.....:** WATER
LCS Lot-Sample#: D9G080000-170
Prep Date.....: 07/06/09 **Analysis Date..:** 07/06/09
Prep Batch #...: 9189170 **Analysis Time..:** 13:23
Dilution Factor: 1

PARAMETER	PERCENT RECOVERY	RECOVERY LIMITS	METHOD
1,1-Dichloroethene	**124**	**(68 - 133)**	**SW846 8260B**
Benzene	**114**	**(77 - 118)**	**SW846 8260B**
Chlorobenzene	**112**	**(78 - 118)**	**SW846 8260B**
Toluene	**119**	**(73 - 120)**	**SW846 8260B**
Trichloroethene	**111**	**(78 - 122)**	**SW846 8260B**
Chloroform	**110**	**(78 - 118)**	**SW846 8260B**
1,1-Dichloroethane	**110**	**(77 - 117)**	**SW846 8260B**
1,2-Dichloropropane	**115**	**(76 - 116)**	**SW846 8260B**
Ethylbenzene	**118**	**(78 - 118)**	**SW846 8260B**
Methylene chloride	**119**	**(71 - 119)**	**SW846 8260B**
Tetrachloroethene	**113**	**(77 - 117)**	**SW846 8260B**
1,1,1-Trichloroethane	**109**	**(78 - 118)**	**SW846 8260B**
Carbon tetrachloride	**110**	**(80 - 120)**	**SW846 8260B**
trans-1,2-Dichloroethene	**115**	**(80 - 120)**	**SW846 8260B**
Bromodichloromethane	**112**	**(78 - 118)**	**SW846 8260B**
1,3-Dichlorobenzene	**112**	**(75 - 115)**	**SW846 8260B**

SURROGATE	PERCENT RECOVERY	RECOVERY LIMITS
Dibromofluoromethane	103	(79 - 120)
1,2-Dichloroethane-d4	98	(65 - 126)
4-Bromofluorobenzene	117	(75 - 120)
Toluene-d8	102	(78 - 120)

NOTE(S):

Calculations are performed before rounding to avoid round-off errors in calculated results.

Bold print denotes control parameters

LABORATORY CONTROL SAMPLE DATA REPORT

GC/MS Volatiles

Client Lot #...: 58826209 **Work Order #...:** LF6CW1AC **Matrix.....:** WATER
LCS Lot-Sample#: D9G080000-170
Prep Date.....: 07/06/09 **Analysis Date..:** 07/06/09
Prep Batch #...: 9189170 **Analysis Time..:** 13:23
Dilution Factor: 1

PARAMETER	SPIKE AMOUNT	MEASURED AMOUNT	UNITS	PERCENT RECOVERY	METHOD
1,1-Dichloroethene	**10.0**	**12.4**	**ug/L**	**124**	**SW846 8260B**
Benzene	**10.0**	**11.4**	**ug/L**	**114**	**SW846 8260B**
Chlorobenzene	**10.0**	**11.2**	**ug/L**	**112**	**SW846 8260B**
Toluene	**10.0**	**11.9**	**ug/L**	**119**	**SW846 8260B**
Trichloroethene	**10.0**	**11.1**	**ug/L**	**111**	**SW846 8260B**
Chloroform	**10.0**	**11.0**	**ug/L**	**110**	**SW846 8260B**
1,1-Dichloroethane	**10.0**	**11.0**	**ug/L**	**110**	**SW846 8260B**
1,2-Dichloropropane	**10.0**	**11.5**	**ug/L**	**115**	**SW846 8260B**
Ethylbenzene	**10.0**	**11.8**	**ug/L**	**118**	**SW846 8260B**
Methylene chloride	**10.0**	**11.9**	**ug/L**	**119**	**SW846 8260B**
Tetrachloroethene	**10.0**	**11.3**	**ug/L**	**113**	**SW846 8260B**
1,1,1-Trichloroethane	**10.0**	**10.9**	**ug/L**	**109**	**SW846 8260B**
Carbon tetrachloride	**10.0**	**11.0**	**ug/L**	**110**	**SW846 8260B**
trans-1,2-Dichloroethene	**10.0**	**11.5**	**ug/L**	**115**	**SW846 8260B**
Bromodichloromethane	**10.0**	**11.2**	**ug/L**	**112**	**SW846 8260B**
1,3-Dichlorobenzene	**10.0**	**11.2**	**ug/L**	**112**	**SW846 8260B**

SURROGATE	PERCENT RECOVERY	RECOVERY LIMITS
Dibromofluoromethane	103	(79 - 120)
1,2-Dichloroethane-d4	98	(65 - 126)
4-Bromofluorobenzene	117	(75 - 120)
Toluene-d8	102	(78 - 120)

NOTE(S):

Calculations are performed before rounding to avoid round-off errors in calculated results.

Bold print denotes control parameters

LABORATORY CONTROL SAMPLE EVALUATION REPORT

GC/MS Volatiles

Client Lot #...: 58826209 **Work Order #...:** LF6RM1AC **Matrix.....:** WATER
LCS Lot-Sample#: D9G080000-290
Prep Date.....: 07/07/09 **Analysis Date..:** 07/07/09
Prep Batch #...: 9189290 **Analysis Time..:** 10:09
Dilution Factor: 1

PARAMETER	PERCENT RECOVERY	RECOVERY LIMITS	METHOD
1,1-Dichloroethene	**106**	**(68 - 133)**	**SW846 8260B**
Benzene	**96**	**(77 - 118)**	**SW846 8260B**
Chlorobenzene	**98**	**(78 - 118)**	**SW846 8260B**
Toluene	**98**	**(73 - 120)**	**SW846 8260B**
Trichloroethene	**97**	**(78 - 122)**	**SW846 8260B**
Chloroform	**97**	**(78 - 118)**	**SW846 8260B**
1,1-Dichloroethane	**97**	**(77 - 117)**	**SW846 8260B**
1,2-Dichloropropane	**99**	**(76 - 116)**	**SW846 8260B**
Ethylbenzene	**98**	**(78 - 118)**	**SW846 8260B**
Methylene chloride	**96**	**(71 - 119)**	**SW846 8260B**
Tetrachloroethene	**99**	**(77 - 117)**	**SW846 8260B**
1,1,1-Trichloroethane	**97**	**(78 - 118)**	**SW846 8260B**
Carbon tetrachloride	**102**	**(80 - 120)**	**SW846 8260B**
trans-1,2-Dichloroethene	**99**	**(80 - 120)**	**SW846 8260B**
Bromodichloromethane	**100**	**(78 - 118)**	**SW846 8260B**
1,3-Dichlorobenzene	**95**	**(75 - 115)**	**SW846 8260B**

SURROGATE	PERCENT RECOVERY	RECOVERY LIMITS
Dibromofluoromethane	110	(79 - 120)
1,2-Dichloroethane-d4	107	(65 - 126)
4-Bromofluorobenzene	119	(75 - 120)
Toluene-d8	110	(78 - 120)

NOTE(S):

Calculations are performed before rounding to avoid round-off errors in calculated results.

Bold print denotes control parameters

LABORATORY CONTROL SAMPLE DATA REPORT

GC/MS Volatiles

Client Lot #...: 58826209 **Work Order #...:** LF6RM1AC **Matrix.....:** WATER
LCS Lot-Sample#: D9G080000-290
Prep Date.....: 07/07/09 **Analysis Date..:** 07/07/09
Prep Batch #...: 9189290 **Analysis Time..:** 10:09
Dilution Factor: 1

PARAMETER	SPIKE AMOUNT	MEASURED AMOUNT	UNITS	PERCENT RECOVERY	METHOD
1,1-Dichloroethene	**10.0**	**10.6**	**ug/L**	**106**	**SW846 8260B**
Benzene	**10.0**	**9.64**	**ug/L**	**96**	**SW846 8260B**
Chlorobenzene	**10.0**	**9.75**	**ug/L**	**98**	**SW846 8260B**
Toluene	**10.0**	**9.81**	**ug/L**	**98**	**SW846 8260B**
Trichloroethene	**10.0**	**9.67**	**ug/L**	**97**	**SW846 8260B**
Chloroform	**10.0**	**9.74**	**ug/L**	**97**	**SW846 8260B**
1,1-Dichloroethane	**10.0**	**9.74**	**ug/L**	**97**	**SW846 8260B**
1,2-Dichloropropane	**10.0**	**9.86**	**ug/L**	**99**	**SW846 8260B**
Ethylbenzene	**10.0**	**9.83**	**ug/L**	**98**	**SW846 8260B**
Methylene chloride	**10.0**	**9.61**	**ug/L**	**96**	**SW846 8260B**
Tetrachloroethene	**10.0**	**9.89**	**ug/L**	**99**	**SW846 8260B**
1,1,1-Trichloroethane	**10.0**	**9.68**	**ug/L**	**97**	**SW846 8260B**
Carbon tetrachloride	**10.0**	**10.2**	**ug/L**	**102**	**SW846 8260B**
trans-1,2-Dichloroethene	**10.0**	**9.94**	**ug/L**	**99**	**SW846 8260B**
Bromodichloromethane	**10.0**	**10.0**	**ug/L**	**100**	**SW846 8260B**
1,3-Dichlorobenzene	**10.0**	**9.46**	**ug/L**	**95**	**SW846 8260B**

SURROGATE	PERCENT RECOVERY	RECOVERY LIMITS
Dibromofluoromethane	110	(79 - 120)
1,2-Dichloroethane-d4	107	(65 - 126)
4-Bromofluorobenzene	119	(75 - 120)
Toluene-d8	110	(78 - 120)

NOTE(S):

Calculations are performed before rounding to avoid round-off errors in calculated results.

Bold print denotes control parameters

LABORATORY CONTROL SAMPLE EVALUATION REPORT

GC/MS Volatiles

Client Lot #...: 58826209 **Work Order #...:** LF8VJ1AC **Matrix.....:** WATER
LCS Lot-Sample#: D9G080000-470
Prep Date.....: 07/07/09 **Analysis Date..:** 07/07/09
Prep Batch #...: 9189470 **Analysis Time..:** 15:57
Dilution Factor: 1

PARAMETER	PERCENT RECOVERY	RECOVERY LIMITS	METHOD
1,1-Dichloroethene	**87**	**(68 - 133)**	**SW846 8260B**
Benzene	**87**	**(77 - 118)**	**SW846 8260B**
Chlorobenzene	**89**	**(78 - 118)**	**SW846 8260B**
Toluene	**86**	**(73 - 120)**	**SW846 8260B**
Trichloroethene	**86**	**(78 - 122)**	**SW846 8260B**
Chloroform	**86**	**(78 - 118)**	**SW846 8260B**
1,1-Dichloroethane	**88**	**(77 - 117)**	**SW846 8260B**
1,2-Dichloropropane	**96**	**(76 - 116)**	**SW846 8260B**
Ethylbenzene	**87**	**(78 - 118)**	**SW846 8260B**
Methylene chloride	**80**	**(71 - 119)**	**SW846 8260B**
Tetrachloroethene	**88**	**(77 - 117)**	**SW846 8260B**
1,1,1-Trichloroethane	**87**	**(78 - 118)**	**SW846 8260B**
Carbon tetrachloride	**88**	**(80 - 120)**	**SW846 8260B**
trans-1,2-Dichloroethene	**86**	**(80 - 120)**	**SW846 8260B**
Bromodichloromethane	**96**	**(78 - 118)**	**SW846 8260B**
1,3-Dichlorobenzene	**88**	**(75 - 115)**	**SW846 8260B**

SURROGATE	PERCENT RECOVERY	RECOVERY LIMITS
Dibromofluoromethane	92	(79 - 120)
1,2-Dichloroethane-d4	120	(65 - 126)
4-Bromofluorobenzene	100	(75 - 120)
Toluene-d8	100	(78 - 120)

NOTE(S):

Calculations are performed before rounding to avoid round-off errors in calculated results.

Bold print denotes control parameters

LABORATORY CONTROL SAMPLE DATA REPORT

GC/MS Volatiles

Client Lot #...: 58826209 **Work Order #...:** LF8VJ1AC **Matrix.....:** WATER
LCS Lot-Sample#: D9G080000-470
Prep Date.....: 07/07/09 **Analysis Date..:** 07/07/09
Prep Batch #...: 9189470 **Analysis Time..:** 15:57
Dilution Factor: 1

PARAMETER	SPIKE AMOUNT	MEASURED AMOUNT	UNITS	PERCENT RECOVERY	METHOD
1,1-Dichloroethene	**5.00**	**4.35**	**ug/L**	**87**	**SW846 8260B**
Benzene	**5.00**	**4.35**	**ug/L**	**87**	**SW846 8260B**
Chlorobenzene	**5.00**	**4.47**	**ug/L**	**89**	**SW846 8260B**
Toluene	**5.00**	**4.29**	**ug/L**	**86**	**SW846 8260B**
Trichloroethene	**5.00**	**4.31**	**ug/L**	**86**	**SW846 8260B**
Chloroform	**5.00**	**4.32**	**ug/L**	**86**	**SW846 8260B**
1,1-Dichloroethane	**5.00**	**4.41**	**ug/L**	**88**	**SW846 8260B**
1,2-Dichloropropane	**5.00**	**4.78**	**ug/L**	**96**	**SW846 8260B**
Ethylbenzene	**5.00**	**4.35**	**ug/L**	**87**	**SW846 8260B**
Methylene chloride	**5.00**	**4.01**	**ug/L**	**80**	**SW846 8260B**
Tetrachloroethene	**5.00**	**4.42**	**ug/L**	**88**	**SW846 8260B**
1,1,1-Trichloroethane	**5.00**	**4.34**	**ug/L**	**87**	**SW846 8260B**
Carbon tetrachloride	**5.00**	**4.40**	**ug/L**	**88**	**SW846 8260B**
trans-1,2-Dichloroethene	**5.00**	**4.31**	**ug/L**	**86**	**SW846 8260B**
Bromodichloromethane	**5.00**	**4.79**	**ug/L**	**96**	**SW846 8260B**
1,3-Dichlorobenzene	**5.00**	**4.40**	**ug/L**	**88**	**SW846 8260B**

SURROGATE	PERCENT RECOVERY	RECOVERY LIMITS
Dibromofluoromethane	92	(79 - 120)
1,2-Dichloroethane-d4	120	(65 - 126)
4-Bromofluorobenzene	100	(75 - 120)
Toluene-d8	100	(78 - 120)

NOTE(S):

Calculations are performed before rounding to avoid round-off errors in calculated results.

Bold print denotes control parameters

MATRIX SPIKE SAMPLE EVALUATION REPORT

GC/MS Volatiles

Client Lot #...: 58826209 **Work Order #...:** LFQPE1CM-MS **Matrix.....:** GW
MS Lot-Sample #: D9F270122-001 LFQPE1CN-MSD
Date Sampled...: 06/26/09 11:37 **Date Received..:** 06/27/09
Prep Date.....: 07/06/09 **Analysis Date..:** 07/06/09
Prep Batch #...: 9189170 **Analysis Time..:** 15:59
Dilution Factor: 1

PARAMETER	PERCENT RECOVERY	RECOVERY LIMITS	RPD	RPD LIMITS	METHOD
1,1-Dichloroethene	126	(68 - 133)			SW846 8260B
	128	(68 - 133)	2.1	(0-20)	SW846 8260B
Benzene	115	(77 - 118)			SW846 8260B
	118	(77 - 118)	3.0	(0-20)	SW846 8260B
Chlorobenzene	110	(78 - 118)			SW846 8260B
	115	(78 - 118)	4.0	(0-20)	SW846 8260B
Toluene	123 a	(73 - 120)			SW846 8260B
	127 a	(73 - 120)	3.7	(0-20)	SW846 8260B
Trichloroethene	112	(78 - 122)			SW846 8260B
	116	(78 - 122)	3.5	(0-20)	SW846 8260B
Chloroform	109	(78 - 118)			SW846 8260B
	113	(78 - 118)	3.5	(0-20)	SW846 8260B
1,1-Dichloroethane	110	(77 - 117)			SW846 8260B
	114	(77 - 117)	3.5	(0-21)	SW846 8260B
1,2-Dichloropropane	110	(76 - 116)			SW846 8260B
	114	(76 - 116)	3.2	(0-20)	SW846 8260B
Ethylbenzene	121 a	(78 - 118)			SW846 8260B
	125 a	(78 - 118)	3.2	(0-26)	SW846 8260B
Methylene chloride	111	(71 - 119)			SW846 8260B
	117	(71 - 119)	5.5	(0-20)	SW846 8260B
Tetrachloroethene	118 a	(77 - 117)			SW846 8260B
	122 a	(77 - 117)	3.2	(0-20)	SW846 8260B
1,1,1-Trichloroethane	113	(78 - 118)			SW846 8260B
	118	(78 - 118)	4.1	(0-20)	SW846 8260B
Carbon tetrachloride	115	(80 - 120)			SW846 8260B
	119	(80 - 120)	3.5	(0-21)	SW846 8260B
trans-1,2-Dichloroethene	115	(80 - 120)			SW846 8260B
	119	(80 - 120)	3.3	(0-24)	SW846 8260B
Bromodichloromethane	106	(78 - 118)			SW846 8260B
	109	(78 - 118)	2.9	(0-20)	SW846 8260B
1,3-Dichlorobenzene	110	(75 - 115)			SW846 8260B
	115	(75 - 115)	4.7	(0-20)	SW846 8260B

SURROGATE	PERCENT RECOVERY	RECOVERY LIMITS
Dibromofluoromethane	100	(79 - 120)
	100	(79 - 120)
1,2-Dichloroethane-d4	92	(65 - 126)
	92	(65 - 126)

(Continued on next page)

MATRIX SPIKE SAMPLE EVALUATION REPORT

GC/MS Volatiles

Client Lot #...: 58826209 **Work Order #...:** LFQPE1CM-MS **Matrix.....:** GW
MS Lot-Sample #: D9F270122-001 LFQPE1CN-MSD

SURROGATE	PERCENT RECOVERY	RECOVERY LIMITS
4-Bromofluorobenzene	113	(75 - 120)
	115	(75 - 120)
Toluene-d8	104	(78 - 120)
	106	(78 - 120)

NOTE(S):

Calculations are performed before rounding to avoid round-off errors in calculated results.

Bold print denotes control parameters

a Spiked analyte recovery is outside stated control limits.

MATRIX SPIKE SAMPLE DATA REPORT

GC/MS Volatiles

Client Lot #...: 58826209 **Work Order #...:** LFQPE1CM-MS **Matrix.....:** GW
MS Lot-Sample #: D9F270122-001 LFQPE1CN-MSD
Date Sampled...: 06/26/09 11:37 **Date Received..:** 06/27/09
Prep Date.....: 07/06/09 **Analysis Date..:** 07/06/09
Prep Batch #...: 9189170 **Analysis Time..:** 15:59
Dilution Factor: 1

PARAMETER	SAMPLE AMOUNT	SPIKE AMT	MEASRD AMOUNT	UNITS	PERCNT RECVRY	RPD	METHOD
1,1-Dichloroethene	ND	10.0	12.6	ug/L	126		SW846 8260B
	ND	10.0	12.8	ug/L	128	2.1	SW846 8260B
Benzene	ND	10.0	11.5	ug/L	115		SW846 8260B
	ND	10.0	11.8	ug/L	118	3.0	SW846 8260B
Chlorobenzene	ND	10.0	11.0	ug/L	110		SW846 8260B
	ND	10.0	11.5	ug/L	115	4.0	SW846 8260B
Toluene	ND	10.0	12.3	ug/L	123 a		SW846 8260B
	ND	10.0	12.7	ug/L	127 a	3.7	SW846 8260B
Trichloroethene	ND	10.0	11.2	ug/L	112		SW846 8260B
	ND	10.0	11.6	ug/L	116	3.5	SW846 8260B
Chloroform	ND	10.0	10.9	ug/L	109		SW846 8260B
	ND	10.0	11.3	ug/L	113	3.5	SW846 8260B
1,1-Dichloroethane	ND	10.0	11.0	ug/L	110		SW846 8260B
	ND	10.0	11.4	ug/L	114	3.5	SW846 8260B
1,2-Dichloropropane	ND	10.0	11.0	ug/L	110		SW846 8260B
	ND	10.0	11.4	ug/L	114	3.2	SW846 8260B
Ethylbenzene	ND	10.0	12.1	ug/L	121 a		SW846 8260B
	ND	10.0	12.5	ug/L	125 a	3.2	SW846 8260B
Methylene chloride	ND	10.0	11.1	ug/L	111		SW846 8260B
	ND	10.0	11.7	ug/L	117	5.5	SW846 8260B
Tetrachloroethene	ND	10.0	11.8	ug/L	118 a		SW846 8260B
	ND	10.0	12.2	ug/L	122 a	3.2	SW846 8260B
1,1,1-Trichloroethane	ND	10.0	11.3	ug/L	113		SW846 8260B
	ND	10.0	11.8	ug/L	118	4.1	SW846 8260B
Carbon tetrachloride	ND	10.0	11.5	ug/L	115		SW846 8260B
	ND	10.0	11.9	ug/L	119	3.5	SW846 8260B
trans-1,2-Dichloroethene	ND	10.0	11.5	ug/L	115		SW846 8260B
	ND	10.0	11.9	ug/L	119	3.3	SW846 8260B
Bromodichloromethane	ND	10.0	10.6	ug/L	106		SW846 8260B
	ND	10.0	10.9	ug/L	109	2.9	SW846 8260B
1,3-Dichlorobenzene	ND	10.0	11.0	ug/L	110		SW846 8260B
	ND	10.0	11.5	ug/L	115	4.7	SW846 8260B

SURROGATE	PERCENT RECOVERY	RECOVERY LIMITS
Dibromofluoromethane	100	(79 - 120)
	100	(79 - 120)
1,2-Dichloroethane-d4	92	(65 - 126)
	92	(65 - 126)

(Continued on next page)

MATRIX SPIKE SAMPLE DATA REPORT

GC/MS Volatiles

Client Lot #...: 58826209 **Work Order #...:** LFQPE1CM-MS **Matrix.....:** GW
MS Lot-Sample #: D9F270122-001 LFQPE1CN-MSD

SURROGATE	PERCENT RECOVERY	RECOVERY LIMITS
4-Bromofluorobenzene	113	(75 - 120)
	115	(75 - 120)
Toluene-d8	104	(78 - 120)
	106	(78 - 120)

NOTE(S):

Calculations are performed before rounding to avoid round-off errors in calculated results.

Bold print denotes control parameters

a Spiked analyte recovery is outside stated control limits.

MATRIX SPIKE SAMPLE EVALUATION REPORT

GC/MS Volatiles

Client Lot #...: 58826209 **Work Order #...:** LF1Q91AC-MS **Matrix.....:** WATER
MS Lot-Sample #: D9G020215-001 LF1Q91AD-MSD
Date Sampled...: 06/29/09 13:35 **Date Received..:** 07/02/09
Prep Date.....: 07/07/09 **Analysis Date..:** 07/07/09
Prep Batch #...: 9189290 **Analysis Time..:** 13:16
Dilution Factor: 1

PARAMETER	PERCENT RECOVERY	RECOVERY LIMITS	RPD	RPD LIMITS	METHOD
1,1-Dichloroethene	102	(68 - 133)			SW846 8260B
	104	(68 - 133)	1.9	(0-20)	SW846 8260B
Benzene	97	(77 - 118)			SW846 8260B
	97	(77 - 118)	0.18	(0-20)	SW846 8260B
Chlorobenzene	100	(78 - 118)			SW846 8260B
	96	(78 - 118)	4.5	(0-20)	SW846 8260B
Toluene	99	(73 - 120)			SW846 8260B
	97	(73 - 120)	2.2	(0-20)	SW846 8260B
Trichloroethene	92	(78 - 122)			SW846 8260B
	96	(78 - 122)	4.2	(0-20)	SW846 8260B
Chloroform	98	(78 - 118)			SW846 8260B
	98	(78 - 118)	0.85	(0-20)	SW846 8260B
1,1-Dichloroethane	97	(77 - 117)			SW846 8260B
	97	(77 - 117)	0.37	(0-21)	SW846 8260B
1,2-Dichloropropane	97	(76 - 116)			SW846 8260B
	97	(76 - 116)	0.34	(0-20)	SW846 8260B
Ethylbenzene	102	(78 - 118)			SW846 8260B
	96	(78 - 118)	5.6	(0-26)	SW846 8260B
Methylene chloride	95	(71 - 119)			SW846 8260B
	94	(71 - 119)	0.83	(0-20)	SW846 8260B
Tetrachloroethene	100	(77 - 117)			SW846 8260B
	97	(77 - 117)	3.2	(0-20)	SW846 8260B
1,1,1-Trichloroethane	96	(78 - 118)			SW846 8260B
	98	(78 - 118)	1.9	(0-20)	SW846 8260B
Carbon tetrachloride	100	(80 - 120)			SW846 8260B
	100	(80 - 120)	0.15	(0-21)	SW846 8260B
trans-1,2-Dichloroethene	96	(80 - 120)			SW846 8260B
	97	(80 - 120)	1.2	(0-24)	SW846 8260B
Bromodichloromethane	99	(78 - 118)			SW846 8260B
	97	(78 - 118)	1.9	(0-20)	SW846 8260B
1,3-Dichlorobenzene	93	(75 - 115)			SW846 8260B
	95	(75 - 115)	2.1	(0-20)	SW846 8260B

SURROGATE	PERCENT RECOVERY	RECOVERY LIMITS
Dibromofluoromethane	110	(79 - 120)
	113	(79 - 120)
1,2-Dichloroethane-d4	107	(65 - 126)
	105	(65 - 126)

(Continued on next page)

MATRIX SPIKE SAMPLE EVALUATION REPORT

GC/MS Volatiles

Client Lot #...: 58826209 **Work Order #...:** LF1Q91AC-MS **Matrix.....:** WATER
MS Lot-Sample #: D9G020215-001 LF1Q91AD-MSD

SURROGATE	PERCENT RECOVERY	RECOVERY LIMITS
4-Bromofluorobenzene	121 *	(75 - 120)
	114	(75 - 120)
Toluene-d8	112	(78 - 120)
	109	(78 - 120)

NOTE(S):

Calculations are performed before rounding to avoid round-off errors in calculated results.

Bold print denotes control parameters

* Surrogate recovery is outside stated control limits.

MATRIX SPIKE SAMPLE DATA REPORT

GC/MS Volatiles

Client Lot #...: 58826209 **Work Order #...:** LF1Q91AC-MS **Matrix.....:** WATER
MS Lot-Sample #: D9G020215-001 LF1Q91AD-MSD
Date Sampled...: 06/29/09 13:35 **Date Received..:** 07/02/09
Prep Date.....: 07/07/09 **Analysis Date..:** 07/07/09
Prep Batch #...: 9189290 **Analysis Time..:** 13:16
Dilution Factor: 1

PARAMETER	SAMPLE AMOUNT	SPIKE AMT	MEASRD AMOUNT	UNITS	PERCNT RECVRY	RPD	METHOD
1,1-Dichloroethene	ND	10.0	10.2	ug/L	102		SW846 8260B
	ND	10.0	10.4	ug/L	104	1.9	SW846 8260B
Benzene	ND	10.0	9.73	ug/L	97		SW846 8260B
	ND	10.0	9.71	ug/L	97	0.18	SW846 8260B
Chlorobenzene	ND	10.0	10.0	ug/L	100		SW846 8260B
	ND	10.0	9.58	ug/L	96	4.5	SW846 8260B
Toluene	ND	10.0	9.92	ug/L	99		SW846 8260B
	ND	10.0	9.71	ug/L	97	2.2	SW846 8260B
Trichloroethene	ND	10.0	9.20	ug/L	92		SW846 8260B
	ND	10.0	9.60	ug/L	96	4.2	SW846 8260B
Chloroform	ND	10.0	9.85	ug/L	98		SW846 8260B
	ND	10.0	9.76	ug/L	98	0.85	SW846 8260B
1,1-Dichloroethane	ND	10.0	9.70	ug/L	97		SW846 8260B
	ND	10.0	9.66	ug/L	97	0.37	SW846 8260B
1,2-Dichloropropane	ND	10.0	9.69	ug/L	97		SW846 8260B
	ND	10.0	9.72	ug/L	97	0.34	SW846 8260B
Ethylbenzene	ND	10.0	10.2	ug/L	102		SW846 8260B
	ND	10.0	9.64	ug/L	96	5.6	SW846 8260B
Methylene chloride	0.37	10.0	9.84	ug/L	95		SW846 8260B
	0.37	10.0	9.76	ug/L	94	0.83	SW846 8260B
Tetrachloroethene	ND	10.0	9.97	ug/L	100		SW846 8260B
	ND	10.0	9.66	ug/L	97	3.2	SW846 8260B
1,1,1-Trichloroethane	ND	10.0	9.65	ug/L	96		SW846 8260B
	ND	10.0	9.84	ug/L	98	1.9	SW846 8260B
Carbon tetrachloride	ND	10.0	9.97	ug/L	100		SW846 8260B
	ND	10.0	9.95	ug/L	100	0.15	SW846 8260B
trans-1,2-Dichloroethene	ND	10.0	9.58	ug/L	96		SW846 8260B
	ND	10.0	9.70	ug/L	97	1.2	SW846 8260B
Bromodichloromethane	ND	10.0	9.91	ug/L	99		SW846 8260B
	ND	10.0	9.73	ug/L	97	1.9	SW846 8260B
1,3-Dichlorobenzene	ND	10.0	9.30	ug/L	93		SW846 8260B
	ND	10.0	9.49	ug/L	95	2.1	SW846 8260B

SURROGATE	PERCENT RECOVERY	RECOVERY LIMITS
Dibromofluoromethane	110	(79 - 120)
	113	(79 - 120)
1,2-Dichloroethane-d4	107	(65 - 126)
	105	(65 - 126)

(Continued on next page)

MATRIX SPIKE SAMPLE DATA REPORT

GC/MS Volatiles

Client Lot #...: 58826209 **Work Order #...:** LF1Q91AC-MS **Matrix.....:** WATER
MS Lot-Sample #: D9G020215-001 LF1Q91AD-MSD

SURROGATE	PERCENT RECOVERY	RECOVERY LIMITS
4-Bromofluorobenzene	121 *	(75 - 120)
	114	(75 - 120)
Toluene-d8	112	(78 - 120)
	109	(78 - 120)

NOTE(S):

Calculations are performed before rounding to avoid round-off errors in calculated results.

Bold print denotes control parameters

* Surrogate recovery is outside stated control limits.

MATRIX SPIKE SAMPLE EVALUATION REPORT

GC/MS Volatiles

Client Lot #...: 58826209 **Work Order #...:** LF1651DV-MS **Matrix.....:** WATER
MS Lot-Sample #: D9G020272-001 LF1651DW-MSD
Date Sampled...: 06/30/09 13:42 **Date Received..:** 07/02/09
Prep Date.....: 07/07/09 **Analysis Date..:** 07/07/09
Prep Batch #...: 9189470 **Analysis Time..:** 17:37
Dilution Factor: 1

PARAMETER	PERCENT RECOVERY	RECOVERY LIMITS	RPD	RPD LIMITS	METHOD
1,1-Dichloroethene	101	(68 - 133)			SW846 8260B
	96	(68 - 133)	5.2	(0-20)	SW846 8260B
Benzene	91	(77 - 118)			SW846 8260B
	88	(77 - 118)	3.4	(0-20)	SW846 8260B
Chlorobenzene	91	(78 - 118)			SW846 8260B
	89	(78 - 118)	2.0	(0-20)	SW846 8260B
Toluene	94	(73 - 120)			SW846 8260B
	88	(73 - 120)	6.3	(0-20)	SW846 8260B
Trichloroethene	91	(78 - 122)			SW846 8260B
	87	(78 - 122)	4.7	(0-20)	SW846 8260B
Chloroform	85	(78 - 118)			SW846 8260B
	83	(78 - 118)	2.6	(0-20)	SW846 8260B
1,1-Dichloroethane	85	(77 - 117)			SW846 8260B
	84	(77 - 117)	2.0	(0-21)	SW846 8260B
1,2-Dichloropropane	87	(76 - 116)			SW846 8260B
	86	(76 - 116)	1.6	(0-20)	SW846 8260B
Ethylbenzene	96	(78 - 118)			SW846 8260B
	91	(78 - 118)	5.2	(0-26)	SW846 8260B
Methylene chloride	81	(71 - 119)			SW846 8260B
	79	(71 - 119)	3.5	(0-20)	SW846 8260B
Tetrachloroethene	101	(77 - 117)			SW846 8260B
	98	(77 - 117)	3.2	(0-20)	SW846 8260B
1,1,1-Trichloroethane	92	(78 - 118)			SW846 8260B
	85	(78 - 118)	8.5	(0-20)	SW846 8260B
Carbon tetrachloride	91	(80 - 120)			SW846 8260B
	86	(80 - 120)	5.4	(0-21)	SW846 8260B
trans-1,2-Dichloroethene	94	(80 - 120)			SW846 8260B
	91	(80 - 120)	3.6	(0-24)	SW846 8260B
Bromodichloromethane	81	(78 - 118)			SW846 8260B
	80	(78 - 118)	0.51	(0-20)	SW846 8260B
1,3-Dichlorobenzene	88	(75 - 115)			SW846 8260B
	86	(75 - 115)	2.8	(0-20)	SW846 8260B

SURROGATE	PERCENT RECOVERY	RECOVERY LIMITS
Dibromofluoromethane	86	(79 - 120)
	87	(79 - 120)
1,2-Dichloroethane-d4	95	(65 - 126)
	99	(65 - 126)

(Continued on next page)

MATRIX SPIKE SAMPLE EVALUATION REPORT

GC/MS Volatiles

Client Lot #...: 58826209 **Work Order #...:** LF1651DV-MS **Matrix.....:** WATER
MS Lot-Sample #: D9G020272-001 LF1651DW-MSD

SURROGATE	PERCENT RECOVERY	RECOVERY LIMITS
4-Bromofluorobenzene	96	(75 - 120)
	97	(75 - 120)
Toluene-d8	103	(78 - 120)
	101	(78 - 120)

NOTE(S):

Calculations are performed before rounding to avoid round-off errors in calculated results.

Bold print denotes control parameters

MATRIX SPIKE SAMPLE DATA REPORT

GC/MS Volatiles

Client Lot #...: 58826209 **Work Order #...:** LF1651DV-MS **Matrix.....:** WATER
MS Lot-Sample #: D9G020272-001 LF1651DW-MSD
Date Sampled...: 06/30/09 13:42 **Date Received..:** 07/02/09
Prep Date.....: 07/07/09 **Analysis Date..:** 07/07/09
Prep Batch #...: 9189470 **Analysis Time..:** 17:37
Dilution Factor: 1

PARAMETER	SAMPLE AMOUNT	SPIKE AMT	MEASRD AMOUNT	UNITS	PERCNT RECVRY	RPD	METHOD
1,1-Dichloroethene	ND	5.00	5.06	ug/L	101		SW846 8260B
	ND	5.00	4.81	ug/L	96	5.2	SW846 8260B
Benzene	ND	5.00	4.56	ug/L	91		SW846 8260B
	ND	5.00	4.41	ug/L	88	3.4	SW846 8260B
Chlorobenzene	ND	5.00	4.56	ug/L	91		SW846 8260B
	ND	5.00	4.47	ug/L	89	2.0	SW846 8260B
Toluene	ND	5.00	4.68	ug/L	94		SW846 8260B
	ND	5.00	4.39	ug/L	88	6.3	SW846 8260B
Trichloroethene	ND	5.00	4.56	ug/L	91		SW846 8260B
	ND	5.00	4.35	ug/L	87	4.7	SW846 8260B
Chloroform	ND	5.00	4.25	ug/L	85		SW846 8260B
	ND	5.00	4.15	ug/L	83	2.6	SW846 8260B
1,1-Dichloroethane	ND	5.00	4.27	ug/L	85		SW846 8260B
	ND	5.00	4.19	ug/L	84	2.0	SW846 8260B
1,2-Dichloropropane	ND	5.00	4.37	ug/L	87		SW846 8260B
	ND	5.00	4.30	ug/L	86	1.6	SW846 8260B
Ethylbenzene	ND	5.00	4.79	ug/L	96		SW846 8260B
	ND	5.00	4.55	ug/L	91	5.2	SW846 8260B
Methylene chloride	ND	5.00	4.07	ug/L	81		SW846 8260B
	ND	5.00	3.93	ug/L	79	3.5	SW846 8260B
Tetrachloroethene	ND	5.00	5.04	ug/L	101		SW846 8260B
	ND	5.00	4.88	ug/L	98	3.2	SW846 8260B
1,1,1-Trichloroethane	ND	5.00	4.60	ug/L	92		SW846 8260B
	ND	5.00	4.23	ug/L	85	8.5	SW846 8260B
Carbon tetrachloride	ND	5.00	4.54	ug/L	91		SW846 8260B
	ND	5.00	4.30	ug/L	86	5.4	SW846 8260B
trans-1,2-Dichloroethene	ND	5.00	4.71	ug/L	94		SW846 8260B
	ND	5.00	4.54	ug/L	91	3.6	SW846 8260B
Bromodichloromethane	ND	5.00	4.03	ug/L	81		SW846 8260B
	ND	5.00	4.01	ug/L	80	0.51	SW846 8260B
1,3-Dichlorobenzene	ND	5.00	4.41	ug/L	88		SW846 8260B
	ND	5.00	4.29	ug/L	86	2.8	SW846 8260B

SURROGATE	PERCENT RECOVERY	RECOVERY LIMITS
Dibromofluoromethane	86	(79 - 120)
	87	(79 - 120)
1,2-Dichloroethane-d4	95	(65 - 126)
	99	(65 - 126)

(Continued on next page)

MATRIX SPIKE SAMPLE DATA REPORT

GC/MS Volatiles

Client Lot #...: 58826209 **Work Order #...:** LF1651DV-MS **Matrix.....:** WATER
MS Lot-Sample #: D9G020272-001 LF1651DW-MSD

SURROGATE	PERCENT RECOVERY	RECOVERY LIMITS
4-Bromofluorobenzene	96	(75 - 120)
	97	(75 - 120)
Toluene-d8	103	(78 - 120)
	101	(78 - 120)

NOTE(S):

Calculations are performed before rounding to avoid round-off errors in calculated results.

Bold print denotes control parameters

METHOD BLANK REPORT

GC Semivolatiles

Client Lot #...: 58826209 **Work Order #...:** LFT6W1AA **Matrix.....:** WATER
MB Lot-Sample #: D9F290000-295

Prep Date.....: 06/29/09 **Analysis Time..:** 13:31
Analysis Date..: 06/29/09 **Prep Batch #...:** 9180295
Dilution Factor: 1

PARAMETER	RESULT	REPORTING LIMIT	UNITS	METHOD
1,2-Dibromo-3-chloropropane (DBCP)	ND	0.020	ug/L	EPA-DW 504.1
1,2-Dibromoethane (EDB)	ND	0.020	ug/L	EPA-DW 504.1

SURROGATE	PERCENT RECOVERY	RECOVERY LIMITS
1,2-Dibromopropane	112	(70 - 130)

NOTE(S):

Calculations are performed before rounding to avoid round-off errors in calculated results.

METHOD BLANK REPORT

GC Semivolatiles

Client Lot #...: 58826209 **Work Order #...:** LFWPD1AA **Matrix.....:** WATER
MB Lot-Sample #: D9F300000-403

Prep Date.....: 07/07/09 **Analysis Time..:** 14:29
Analysis Date..: 07/07/09 **Prep Batch #...:** 9181403
Dilution Factor: 1

PARAMETER	RESULT	REPORTING LIMIT	UNITS	METHOD
1,2-Dibromo-3-chloropropane (DBCP)	ND	0.020	ug/L	EPA-DW 504.1
1,2-Dibromoethane (EDB)	ND	0.020	ug/L	EPA-DW 504.1

SURROGATE	PERCENT RECOVERY	RECOVERY LIMITS
1,2-Dibromopropane	97	(70 - 130)

NOTE(S):

Calculations are performed before rounding to avoid round-off errors in calculated results.

METHOD BLANK REPORT

GC Semivolatiles

Client Lot #...: 58826209 **Work Order #...:** LF8831AA **Matrix.....:** WATER
MB Lot-Sample #: D9G090000-341

Prep Date.....: 07/09/09 **Analysis Time..:** 13:37
Analysis Date..: 07/09/09 **Prep Batch #...:** 9190341
Dilution Factor: 1

PARAMETER	RESULT	REPORTING LIMIT	UNITS	METHOD
1,2-Dibromo-3-chloropropane (DBCP)	ND	0.020	ug/L	EPA-DW 504.1
1,2-Dibromoethane (EDB)	ND	0.020	ug/L	EPA-DW 504.1

SURROGATE	PERCENT RECOVERY	RECOVERY LIMITS
1,2-Dibromopropane	99	(70 - 130)

NOTE(S):

Calculations are performed before rounding to avoid round-off errors in calculated results.

LABORATORY CONTROL SAMPLE EVALUATION REPORT

GC Semivolatiles

Client Lot #...: 58826209 **Work Order #...:** LFT6W1AC-LCS **Matrix.....:** WATER
LCS Lot-Sample#: D9F290000-295 LFT6W1AD-LCSD
Prep Date.....: 06/29/09 **Analysis Date..:** 06/29/09
Prep Batch #...: 9180295 **Analysis Time..:** 12:51
Dilution Factor: 1

PARAMETER	PERCENT RECOVERY	RECOVERY LIMITS	RPD	RPD LIMITS	METHOD
1,2-Dibromo-3-chloropropane (DBCP)	**104**	**(70 - 130)**			**EPA-DW 504.1**
	106	**(70 - 130)**	**2.4**	**(0-30)**	**EPA-DW 504.1**
1,2-Dibromoethane (EDB)	**109**	**(70 - 130)**			**EPA-DW 504.1**
	110	**(70 - 130)**	**0.59**	**(0-30)**	**EPA-DW 504.1**

SURROGATE	PERCENT RECOVERY	RECOVERY LIMITS
1,2-Dibromopropane	100	(70 - 130)
	101	(70 - 130)

NOTE(S):

Calculations are performed before rounding to avoid round-off errors in calculated results.

Bold print denotes control parameters

LABORATORY CONTROL SAMPLE DATA REPORT

GC Semivolatiles

Client Lot #...: 58826209 **Work Order #...:** LFT6W1AC-LCS **Matrix.....:** WATER
LCS Lot-Sample#: D9F290000-295 LFT6W1AD-LCSD
Prep Date.....: 06/29/09 **Analysis Date..:** 06/29/09
Prep Batch #...: 9180295 **Analysis Time..:** 12:51
Dilution Factor: 1

PARAMETER	SPIKE AMOUNT	MEASURED AMOUNT	UNITS	PERCENT RECOVERY	RPD	METHOD
1,2-Dibromo-3-chloropropane (DBCP)	**0.250**	**0.260**	**ug/L**	**104**		**EPA-DW 504.1**
	0.250	**0.266**	**ug/L**	**106**	**2.4**	**EPA-DW 504.1**
1,2-Dibromoethane (EDB)	**0.250**	**0.272**	**ug/L**	**109**		**EPA-DW 504.1**
	0.250	**0.274**	**ug/L**	**110**	**0.59**	**EPA-DW 504.1**

SURROGATE	PERCENT RECOVERY	RECOVERY LIMITS
1,2-Dibromopropane	100	(70 - 130)
	101	(70 - 130)

NOTE(S):

Calculations are performed before rounding to avoid round-off errors in calculated results.

Bold print denotes control parameters

LABORATORY CONTROL SAMPLE EVALUATION REPORT

GC Semivolatiles

Client Lot #...: 58826209 **Work Order #...:** LFWPD1AC-LCS **Matrix.....:** WATER
LCS Lot-Sample#: D9F300000-403 LFWPD1AD-LCSD
Prep Date.....: 07/07/09 **Analysis Date..:** 07/07/09
Prep Batch #...: 9181403 **Analysis Time..:** 13:48
Dilution Factor: 1

PARAMETER	PERCENT RECOVERY	RECOVERY LIMITS	RPD	RPD LIMITS	METHOD
1,2-Dibromo-3-chloropropane (DBCP)	**101**	**(70 - 130)**			**EPA-DW 504.1**
	100	**(70 - 130)**	**0.74**	**(0-30)**	**EPA-DW 504.1**
1,2-Dibromoethane (EDB)	**88**	**(70 - 130)**			**EPA-DW 504.1**
	88	**(70 - 130)**	**0.27**	**(0-30)**	**EPA-DW 504.1**

SURROGATE	PERCENT RECOVERY	RECOVERY LIMITS
1,2-Dibromopropane	84	(70 - 130)
	84	(70 - 130)

NOTE(S):

Calculations are performed before rounding to avoid round-off errors in calculated results.

Bold print denotes control parameters

LABORATORY CONTROL SAMPLE DATA REPORT

GC Semivolatiles

Client Lot #...: 58826209 **Work Order #...:** LFWPD1AC-LCS **Matrix.....:** WATER
LCS Lot-Sample#: D9F300000-403 LFWPD1AD-LCSD
Prep Date.....: 07/07/09 **Analysis Date..:** 07/07/09
Prep Batch #...: 9181403 **Analysis Time..:** 13:48
Dilution Factor: 1

PARAMETER	SPIKE AMOUNT	MEASURED AMOUNT	UNITS	PERCENT RECOVERY	RPD	METHOD
1,2-Dibromo-3-chloropropane (DBCP)	**0.250**	**0.252**	**ug/L**	**101**		**EPA-DW 504.1**
	0.250	**0.250**	**ug/L**	**100**	**0.74**	**EPA-DW 504.1**
1,2-Dibromoethane (EDB)	**0.250**	**0.220**	**ug/L**	**88**		**EPA-DW 504.1**
	0.250	**0.220**	**ug/L**	**88**	**0.27**	**EPA-DW 504.1**

SURROGATE	PERCENT RECOVERY	RECOVERY LIMITS
1,2-Dibromopropane	84	(70 - 130)
	84	(70 - 130)

NOTE(S):

Calculations are performed before rounding to avoid round-off errors in calculated results.

Bold print denotes control parameters

LABORATORY CONTROL SAMPLE EVALUATION REPORT

GC Semivolatiles

Client Lot #...: 58826209 **Work Order #...:** LF8831AC-LCS **Matrix.....:** WATER
LCS Lot-Sample#: D9G090000-341 LF8831AD-LCSD
Prep Date.....: 07/09/09 **Analysis Date..:** 07/09/09
Prep Batch #...: 9190341 **Analysis Time..:** 12:56
Dilution Factor: 1

PARAMETER	PERCENT RECOVERY	RECOVERY LIMITS	RPD	RPD LIMITS	METHOD
1,2-Dibromo-3-chloropropane (DBCP)	**115**	**(70 - 130)**			**EPA-DW 504.1**
	112	**(70 - 130)**	**2.4**	**(0-30)**	**EPA-DW 504.1**
1,2-Dibromoethane (EDB)	**88**	**(70 - 130)**			**EPA-DW 504.1**
	88	**(70 - 130)**	**0.0**	**(0-30)**	**EPA-DW 504.1**

SURROGATE	PERCENT RECOVERY	RECOVERY LIMITS
1,2-Dibromopropane	103	(70 - 130)
	103	(70 - 130)

NOTE(S):

Calculations are performed before rounding to avoid round-off errors in calculated results.

Bold print denotes control parameters

LABORATORY CONTROL SAMPLE DATA REPORT

GC Semivolatiles

Client Lot #...: 58826209 **Work Order #...:** LF8831AC-LCS **Matrix.....:** WATER
LCS Lot-Sample#: D9G090000-341 LF8831AD-LCSD
Prep Date.....: 07/09/09 **Analysis Date..:** 07/09/09
Prep Batch #...: 9190341 **Analysis Time..:** 12:56
Dilution Factor: 1

PARAMETER	SPIKE AMOUNT	MEASURED AMOUNT	UNITS	PERCENT RECOVERY	RPD	METHOD
1,2-Dibromo-3-chloropropane (DBCP)	**0.250**	**0.287**	**ug/L**	**115**		**EPA-DW 504.1**
	0.250	**0.281**	**ug/L**	**112**	**2.4**	**EPA-DW 504.1**
1,2-Dibromoethane (EDB)	**0.250**	**0.221**	**ug/L**	**88**		**EPA-DW 504.1**
	0.250	**0.221**	**ug/L**	**88**	**0.0**	**EPA-DW 504.1**

SURROGATE	PERCENT RECOVERY	RECOVERY LIMITS
1,2-Dibromopropane	103	(70 - 130)
	103	(70 - 130)

NOTE(S):

Calculations are performed before rounding to avoid round-off errors in calculated results.

Bold print denotes control parameters

METHOD BLANK REPORT

TOTAL Metals

Client Lot #...: 58826209 **Matrix.....:** WATER

PARAMETER	RESULT	REPORTING LIMIT	UNITS	METHOD	PREPARATION-ANALYSIS DATE	WORK ORDER #
MB Lot-Sample #: D9F290000-194 **Prep Batch #...:** 9180194						
Mercury	**0.61**	**0.20**	**ug/L**	**SW846 7470A**	**06/29/09**	**LFRRQ1AA**
		Dilution Factor: 1				
		Analysis Time..: 17:50				
MB Lot-Sample #: D9F290000-472 **Prep Batch #...:** 9180472						
Silver	ND	10	ug/L	SW846 6010B	06/30-07/01/09	LFTLH1AA
		Dilution Factor: 1				
		Analysis Time..: 19:40				
Barium	ND	10	ug/L	SW846 6010B	06/30-07/01/09	LFTLH1AC
		Dilution Factor: 1				
		Analysis Time..: 19:40				
Cadmium	ND	5.0	ug/L	SW846 6010B	06/30-07/01/09	LFTLH1AD
		Dilution Factor: 1				
		Analysis Time..: 19:40				
Chromium	ND	10	ug/L	SW846 6010B	06/30-07/01/09	LFTLH1AE
		Dilution Factor: 1				
		Analysis Time..: 19:40				
Copper	ND	15	ug/L	SW846 6010B	06/30-07/01/09	LFTLH1AF
		Dilution Factor: 1				
		Analysis Time..: 19:40				
Lead	ND	9.0	ug/L	SW846 6010B	06/30-07/01/09	LFTLH1AG
		Dilution Factor: 1				
		Analysis Time..: 19:40				
Selenium	ND	15	ug/L	SW846 6010B	06/30-07/01/09	LFTLH1AH
		Dilution Factor: 1				
		Analysis Time..: 19:40				
Zinc	**4.9 B**	**20**	**ug/L**	**SW846 6010B**	**06/30-07/01/09**	**LFTLH1AJ**
		Dilution Factor: 1				
		Analysis Time..: 19:40				
Iron	ND	100	ug/L	SW846 6010B	06/30-07/02/09	LFTLH1AK
		Dilution Factor: 1				
		Analysis Time..: 15:14				

(Continued on next page)

METHOD BLANK REPORT

TOTAL Metals

Client Lot #...: 58826209 **Matrix.....:** WATER

PARAMETER	RESULT	REPORTING LIMIT	UNITS	METHOD	PREPARATION-ANALYSIS DATE	WORK ORDER #
Cobalt	ND	10	ug/L	SW846 6010B	06/30-07/01/09	LFTLH1AL
		Dilution Factor: 1				
		Analysis Time..: 19:40				
Nickel	ND	40	ug/L	SW846 6010B	06/30-07/01/09	LFTLH1AM
		Dilution Factor: 1				
		Analysis Time..: 19:40				
Vanadium	ND	10	ug/L	SW846 6010B	06/30-07/01/09	LFTLH1AN
		Dilution Factor: 1				
		Analysis Time..: 19:40				
Sodium	ND	1000	ug/L	SW846 6010B	06/30-07/01/09	LFTLH1AP
		Dilution Factor: 1				
		Analysis Time..: 19:40				
Aluminum	ND	100	ug/L	SW846 6010B	06/30-07/01/09	LFTLH1AQ
		Dilution Factor: 1				
		Analysis Time..: 19:40				
Manganese	ND	10	ug/L	SW846 6010B	06/30-07/01/09	LFTLH1AR
		Dilution Factor: 1				
		Analysis Time..: 19:40				

MB Lot-Sample #: D9F290000-481 **Prep Batch #...:** 9180481

Arsenic	ND	5.0	ug/L	SW846 6020	06/30-07/03/09	LFTMD1AE
		Dilution Factor: 1				
		Analysis Time..: 05:42				
Antimony	ND	2.0	ug/L	SW846 6020	06/30-07/03/09	LFTMD1AA
		Dilution Factor: 1				
		Analysis Time..: 05:42				
Thallium	ND	1.0	ug/L	SW846 6020	06/30-07/03/09	LFTMD1AC
		Dilution Factor: 1				
		Analysis Time..: 05:42				
Beryllium	ND	1.0	ug/L	SW846 6020	06/30-07/03/09	LFTMD1AD
		Dilution Factor: 1				
		Analysis Time..: 05:42				

(Continued on next page)

METHOD BLANK REPORT

TOTAL Metals

Client Lot #...: 58826209 **Matrix.....:** WATER

PARAMETER	RESULT	REPORTING LIMIT	UNITS	METHOD	PREPARATION-ANALYSIS DATE	WORK ORDER #
MB Lot-Sample #: D9G020000-115 **Prep Batch #...:** 9183115						
Mercury	ND	0.20	ug/L	SW846 7470A	07/02/09	LF0081AA
		Dilution Factor: 1				
		Analysis Time..: 18:50				
MB Lot-Sample #: D9G020000-408 **Prep Batch #...:** 9183408						
Aluminum	ND	100	ug/L	SW846 6010B	07/06-07/07/09	LF2JH1AA
		Dilution Factor: 1				
		Analysis Time..: 18:19				
Manganese	ND	10	ug/L	SW846 6010B	07/06-07/07/09	LF2JH1AC
		Dilution Factor: 1				
		Analysis Time..: 18:19				
MB Lot-Sample #: D9G020000-412 **Prep Batch #...:** 9183412						
Silver	ND	10	ug/L	SW846 6010B	07/06-07/07/09	LF2J91AA
		Dilution Factor: 1				
		Analysis Time..: 17:29				
Barium	ND	10	ug/L	SW846 6010B	07/06-07/07/09	LF2J91AC
		Dilution Factor: 1				
		Analysis Time..: 17:29				
Cadmium	ND	5.0	ug/L	SW846 6010B	07/06-07/07/09	LF2J91AD
		Dilution Factor: 1				
		Analysis Time..: 17:29				
Chromium	ND	10	ug/L	SW846 6010B	07/06-07/07/09	LF2J91AE
		Dilution Factor: 1				
		Analysis Time..: 17:29				
Copper	ND	15	ug/L	SW846 6010B	07/06-07/07/09	LF2J91AF
		Dilution Factor: 1				
		Analysis Time..: 17:29				
Lead	ND	9.0	ug/L	SW846 6010B	07/06-07/07/09	LF2J91AG
		Dilution Factor: 1				
		Analysis Time..: 17:29				
Selenium	ND	15	ug/L	SW846 6010B	07/06-07/07/09	LF2J91AH
		Dilution Factor: 1				
		Analysis Time..: 17:29				

(Continued on next page)

METHOD BLANK REPORT

TOTAL Metals

Client Lot #...: 58826209 **Matrix.....:** WATER

PARAMETER	RESULT	REPORTING LIMIT	UNITS	METHOD	PREPARATION-ANALYSIS DATE	WORK ORDER #
Zinc	**6.4 B**	**20**	**ug/L**	**SW846 6010B**	**07/06-07/08/09**	**LF2J91AJ**
		Dilution Factor: 1				
		Analysis Time..: 17:48				
Iron	ND	100	ug/L	SW846 6010B	07/06-07/07/09	LF2J91AK
		Dilution Factor: 1				
		Analysis Time..: 17:29				
Cobalt	ND	10	ug/L	SW846 6010B	07/06-07/07/09	LF2J91AL
		Dilution Factor: 1				
		Analysis Time..: 17:29				
Nickel	ND	40	ug/L	SW846 6010B	07/06-07/07/09	LF2J91AM
		Dilution Factor: 1				
		Analysis Time..: 17:29				
Vanadium	ND	10	ug/L	SW846 6010B	07/06-07/07/09	LF2J91AN
		Dilution Factor: 1				
		Analysis Time..: 17:29				
Sodium	ND	1000	ug/L	SW846 6010B	07/06-07/07/09	LF2J91AP
		Dilution Factor: 1				
		Analysis Time..: 17:29				

MB Lot-Sample #: D9G020000-418 **Prep Batch #...:** 9183418

Arsenic	ND	5.0	ug/L	SW846 6020	07/06-07/07/09	LF2L71AE
		Dilution Factor: 1				
		Analysis Time..: 03:43				
Antimony	ND	2.0	ug/L	SW846 6020	07/06-07/07/09	LF2L71AA
		Dilution Factor: 1				
		Analysis Time..: 03:43				
Thallium	ND	1.0	ug/L	SW846 6020	07/06-07/07/09	LF2L71AC
		Dilution Factor: 1				
		Analysis Time..: 03:43				
Beryllium	ND	1.0	ug/L	SW846 6020	07/06-07/07/09	LF2L71AD
		Dilution Factor: 1				
		Analysis Time..: 03:43				

NOTE(S):

Calculations are performed before rounding to avoid round-off errors in calculated results.

B Estimated result. Result is less than RL.

LABORATORY CONTROL SAMPLE EVALUATION REPORT

TOTAL Metals

Client Lot #...: 58826209 **Matrix.....:** WATER

PARAMETER	PERCENT RECOVERY	RECOVERY LIMITS	METHOD	PREPARATION-ANALYSIS DATE	WORK ORDER #
LCS Lot-Sample#: D9F290000-194 **Prep Batch #...:** 9180194					
Mercury	104	(88 - 111)	SW846 7470A	06/29/09	LFRRQ1AC
		Dilution Factor: 1	Analysis Time..: 17:52		
LCS Lot-Sample#: D9F290000-472 **Prep Batch #...:** 9180472					
Silver	97	(86 - 115)	SW846 6010B	06/30-07/01/09	LFTLH1AT
		Dilution Factor: 1	Analysis Time..: 19:43		
Barium	104	(90 - 112)	SW846 6010B	06/30-07/01/09	LFTLH1AU
		Dilution Factor: 1	Analysis Time..: 19:43		
Cadmium	99	(88 - 111)	SW846 6010B	06/30-07/01/09	LFTLH1AV
		Dilution Factor: 1	Analysis Time..: 19:43		
Chromium	101	(90 - 113)	SW846 6010B	06/30-07/01/09	LFTLH1AW
		Dilution Factor: 1	Analysis Time..: 19:43		
Copper	102	(86 - 112)	SW846 6010B	06/30-07/01/09	LFTLH1AX
		Dilution Factor: 1	Analysis Time..: 19:43		
Lead	101	(89 - 110)	SW846 6010B	06/30-07/01/09	LFTLH1A0
		Dilution Factor: 1	Analysis Time..: 19:43		
Selenium	102	(85 - 112)	SW846 6010B	06/30-07/01/09	LFTLH1A1
		Dilution Factor: 1	Analysis Time..: 19:43		
Zinc	100	(85 - 111)	SW846 6010B	06/30-07/01/09	LFTLH1A2
		Dilution Factor: 1	Analysis Time..: 19:43		
Iron	93	(89 - 115)	SW846 6010B	06/30-07/02/09	LFTLH1A3
		Dilution Factor: 1	Analysis Time..: 15:17		
Cobalt	99	(89 - 111)	SW846 6010B	06/30-07/01/09	LFTLH1A4
		Dilution Factor: 1	Analysis Time..: 19:43		
Nickel	101	(89 - 111)	SW846 6010B	06/30-07/01/09	LFTLH1A5
		Dilution Factor: 1	Analysis Time..: 19:43		
Vanadium	101	(90 - 111)	SW846 6010B	06/30-07/01/09	LFTLH1A6
		Dilution Factor: 1	Analysis Time..: 19:43		

(Continued on next page)

LABORATORY CONTROL SAMPLE EVALUATION REPORT

TOTAL Metals

Client Lot #...: 58826209 **Matrix.....:** WATER

PARAMETER	PERCENT RECOVERY	RECOVERY LIMITS	METHOD	PREPARATION-ANALYSIS DATE	WORK ORDER #
Sodium	108	(90 - 115)	SW846 6010B	06/30-07/01/09	LFTLH1A7
		Dilution Factor: 1	Analysis Time..: 19:43		
Aluminum	98	(87 - 111)	SW846 6010B	06/30-07/01/09	LFTLH1A8
		Dilution Factor: 1	Analysis Time..: 19:43		
Manganese	100	(90 - 110)	SW846 6010B	06/30-07/01/09	LFTLH1A9
		Dilution Factor: 1	Analysis Time..: 19:43		
LCS Lot-Sample#: D9F290000-481		**Prep Batch #...:** 9180481			
Arsenic	101	(85 - 117)	SW846 6020	06/30-07/03/09	LFTMD1AJ
		Dilution Factor: 1	Analysis Time..: 05:45		
Antimony	99	(85 - 115)	SW846 6020	06/30-07/03/09	LFTMD1AF
		Dilution Factor: 1	Analysis Time..: 05:45		
Thallium	99	(85 - 118)	SW846 6020	06/30-07/03/09	LFTMD1AG
		Dilution Factor: 1	Analysis Time..: 05:45		
Beryllium	99	(80 - 125)	SW846 6020	06/30-07/03/09	LFTMD1AH
		Dilution Factor: 1	Analysis Time..: 05:45		
LCS Lot-Sample#: D9G020000-115		**Prep Batch #...:** 9183115			
Mercury	97	(88 - 111)	SW846 7470A	07/02/09	LF0081AC
		Dilution Factor: 1	Analysis Time..: 18:52		
LCS Lot-Sample#: D9G020000-408		**Prep Batch #...:** 9183408			
Aluminum	99	(87 - 111)	SW846 6010B	07/06-07/07/09	LF2JH1AD
		Dilution Factor: 1	Analysis Time..: 18:21		
Manganese	97	(90 - 110)	SW846 6010B	07/06-07/07/09	LF2JH1AE
		Dilution Factor: 1	Analysis Time..: 18:21		
LCS Lot-Sample#: D9G020000-412		**Prep Batch #...:** 9183412			
Silver	97	(86 - 115)	SW846 6010B	07/06-07/07/09	LF2J91AQ
		Dilution Factor: 1	Analysis Time..: 17:31		
Barium	103	(90 - 112)	SW846 6010B	07/06-07/07/09	LF2J91AR
		Dilution Factor: 1	Analysis Time..: 17:31		

(Continued on next page)

LABORATORY CONTROL SAMPLE EVALUATION REPORT

TOTAL Metals

Client Lot #...: 58826209 **Matrix.....:** WATER

PARAMETER	PERCENT RECOVERY	RECOVERY LIMITS	METHOD	PREPARATION-ANALYSIS DATE	WORK ORDER #
Cadmium	96	(88 - 111)	SW846 6010B	07/06-07/07/09	LF2J91AT
		Dilution Factor: 1	Analysis Time..: 17:31		
Chromium	97	(90 - 113)	SW846 6010B	07/06-07/07/09	LF2J91AU
		Dilution Factor: 1	Analysis Time..: 17:31		
Copper	99	(86 - 112)	SW846 6010B	07/06-07/07/09	LF2J91AV
		Dilution Factor: 1	Analysis Time..: 17:31		
Lead	95	(89 - 110)	SW846 6010B	07/06-07/07/09	LF2J91AW
		Dilution Factor: 1	Analysis Time..: 17:31		
Selenium	97	(85 - 112)	SW846 6010B	07/06-07/07/09	LF2J91AX
		Dilution Factor: 1	Analysis Time..: 17:31		
Zinc	101	(85 - 111)	SW846 6010B	07/06-07/08/09	LF2J91A0
		Dilution Factor: 1	Analysis Time..: 17:50		
Iron	98	(89 - 115)	SW846 6010B	07/06-07/07/09	LF2J91A1
		Dilution Factor: 1	Analysis Time..: 17:31		
Cobalt	95	(89 - 111)	SW846 6010B	07/06-07/07/09	LF2J91A2
		Dilution Factor: 1	Analysis Time..: 17:31		
Nickel	92	(89 - 111)	SW846 6010B	07/06-07/07/09	LF2J91A3
		Dilution Factor: 1	Analysis Time..: 17:31		
Vanadium	95	(90 - 111)	SW846 6010B	07/06-07/07/09	LF2J91A4
		Dilution Factor: 1	Analysis Time..: 17:31		
Sodium	104	(90 - 115)	SW846 6010B	07/06-07/08/09	LF2J91A5
		Dilution Factor: 1	Analysis Time..: 17:50		
LCS Lot-Sample#: D9G020000-418		**Prep Batch #...:** 9183418			
Arsenic	102	(85 - 117)	SW846 6020	07/06-07/07/09	LF2L71AJ
		Dilution Factor: 1	Analysis Time..: 03:46		
Antimony	101	(85 - 115)	SW846 6020	07/06-07/07/09	LF2L71AF
		Dilution Factor: 1	Analysis Time..: 03:46		
Thallium	102	(85 - 118)	SW846 6020	07/06-07/07/09	LF2L71AG
		Dilution Factor: 1	Analysis Time..: 03:46		

(Continued on next page)

LABORATORY CONTROL SAMPLE EVALUATION REPORT

TOTAL Metals

Client Lot #...: 58826209 **Matrix.....:** WATER

PARAMETER	PERCENT RECOVERY	RECOVERY LIMITS	METHOD	PREPARATION-ANALYSIS DATE	WORK ORDER #
Beryllium	104	(80 - 125)	SW846 6020	07/06-07/07/09	LF2L71AH

Dilution Factor: 1 Analysis Time..: 03:46

NOTE(S):

Calculations are performed before rounding to avoid round-off errors in calculated results.

LABORATORY CONTROL SAMPLE DATA REPORT

TOTAL Metals

Client Lot #...: 58826209 **Matrix.....:** WATER

PARAMETER	SPIKE AMOUNT	MEASURED AMOUNT	UNITS	PERCNT RECVRY	METHOD	PREPARATION-ANALYSIS DATE	WORK ORDER #
LCS Lot-Sample#: D9F290000-194 **Prep Batch #...:** 9180194							
Mercury	5.00	5.22	ug/L	104	SW846 7470A	06/29/09	LFRRQ1AC
			Dilution Factor: 1		Analysis Time..: 17:52		
LCS Lot-Sample#: D9F290000-472 **Prep Batch #...:** 9180472							
Silver	50.0	48.4	ug/L	97	SW846 6010B	06/30-07/01/09	LFTLH1AT
			Dilution Factor: 1		Analysis Time..: 19:43		
Barium	2000	2080	ug/L	104	SW846 6010B	06/30-07/01/09	LFTLH1AU
			Dilution Factor: 1		Analysis Time..: 19:43		
Cadmium	100	99.2	ug/L	99	SW846 6010B	06/30-07/01/09	LFTLH1AV
			Dilution Factor: 1		Analysis Time..: 19:43		
Chromium	200	202	ug/L	101	SW846 6010B	06/30-07/01/09	LFTLH1AW
			Dilution Factor: 1		Analysis Time..: 19:43		
Copper	250	256	ug/L	102	SW846 6010B	06/30-07/01/09	LFTLH1AX
			Dilution Factor: 1		Analysis Time..: 19:43		
Lead	500	504	ug/L	101	SW846 6010B	06/30-07/01/09	LFTLH1A0
			Dilution Factor: 1		Analysis Time..: 19:43		
Selenium	2000	2040	ug/L	102	SW846 6010B	06/30-07/01/09	LFTLH1A1
			Dilution Factor: 1		Analysis Time..: 19:43		
Zinc	500	498	ug/L	100	SW846 6010B	06/30-07/01/09	LFTLH1A2
			Dilution Factor: 1		Analysis Time..: 19:43		
Iron	1000	926	ug/L	93	SW846 6010B	06/30-07/02/09	LFTLH1A3
			Dilution Factor: 1		Analysis Time..: 15:17		
Cobalt	500	494	ug/L	99	SW846 6010B	06/30-07/01/09	LFTLH1A4
			Dilution Factor: 1		Analysis Time..: 19:43		
Nickel	500	503	ug/L	101	SW846 6010B	06/30-07/01/09	LFTLH1A5
			Dilution Factor: 1		Analysis Time..: 19:43		
Vanadium	500	506	ug/L	101	SW846 6010B	06/30-07/01/09	LFTLH1A6
			Dilution Factor: 1		Analysis Time..: 19:43		

(Continued on next page)

LABORATORY CONTROL SAMPLE DATA REPORT

TOTAL Metals

Client Lot #...: 58826209 **Matrix.....:** WATER

PARAMETER	SPIKE AMOUNT	MEASURED AMOUNT	UNITS	PERCNT RECVRY	METHOD	PREPARATION-ANALYSIS DATE	WORK ORDER #
Sodium	50000	53900	ug/L	108	SW846 6010B	06/30-07/01/09	LFTLH1A7
			Dilution Factor: 1		Analysis Time..: 19:43		
Aluminum	2000	1960	ug/L	98	SW846 6010B	06/30-07/01/09	LFTLH1A8
			Dilution Factor: 1		Analysis Time..: 19:43		
Manganese	500	500	ug/L	100	SW846 6010B	06/30-07/01/09	LFTLH1A9
			Dilution Factor: 1		Analysis Time..: 19:43		
LCS Lot-Sample#: D9F290000-481 **Prep Batch #...:** 9180481							
Arsenic	40.0	40.2	ug/L	101	SW846 6020	06/30-07/03/09	LFTMD1AJ
			Dilution Factor: 1		Analysis Time..: 05:45		
Antimony	40.0	39.8	ug/L	99	SW846 6020	06/30-07/03/09	LFTMD1AF
			Dilution Factor: 1		Analysis Time..: 05:45		
Thallium	40.0	39.5	ug/L	99	SW846 6020	06/30-07/03/09	LFTMD1AG
			Dilution Factor: 1		Analysis Time..: 05:45		
Beryllium	40.0	39.7	ug/L	99	SW846 6020	06/30-07/03/09	LFTMD1AH
			Dilution Factor: 1		Analysis Time..: 05:45		
LCS Lot-Sample#: D9G020000-115 **Prep Batch #...:** 9183115							
Mercury	5.00	4.87	ug/L	97	SW846 7470A	07/02/09	LF0081AC
			Dilution Factor: 1		Analysis Time..: 18:52		
LCS Lot-Sample#: D9G020000-408 **Prep Batch #...:** 9183408							
Aluminum	2000	1980	ug/L	99	SW846 6010B	07/06-07/07/09	LF2JH1AD
			Dilution Factor: 1		Analysis Time..: 18:21		
Manganese	500	486	ug/L	97	SW846 6010B	07/06-07/07/09	LF2JH1AE
			Dilution Factor: 1		Analysis Time..: 18:21		
LCS Lot-Sample#: D9G020000-412 **Prep Batch #...:** 9183412							
Silver	50.0	48.7	ug/L	97	SW846 6010B	07/06-07/07/09	LF2J91AQ
			Dilution Factor: 1		Analysis Time..: 17:31		
Barium	2000	2070	ug/L	103	SW846 6010B	07/06-07/07/09	LF2J91AR
			Dilution Factor: 1		Analysis Time..: 17:31		

(Continued on next page)

LABORATORY CONTROL SAMPLE DATA REPORT

TOTAL Metals

Client Lot #...: 58826209 **Matrix.....:** WATER

PARAMETER	SPIKE AMOUNT	MEASURED AMOUNT	UNITS	PERCNT RECVRY	METHOD	PREPARATION-ANALYSIS DATE	WORK ORDER #
Cadmium	100	95.7	ug/L	96	SW846 6010B	07/06-07/07/09	LF2J91AT
		Dilution Factor: 1			Analysis Time..: 17:31		
Chromium	200	194	ug/L	97	SW846 6010B	07/06-07/07/09	LF2J91AU
		Dilution Factor: 1			Analysis Time..: 17:31		
Copper	250	248	ug/L	99	SW846 6010B	07/06-07/07/09	LF2J91AV
		Dilution Factor: 1			Analysis Time..: 17:31		
Lead	500	473	ug/L	95	SW846 6010B	07/06-07/07/09	LF2J91AW
		Dilution Factor: 1			Analysis Time..: 17:31		
Selenium	2000	1940	ug/L	97	SW846 6010B	07/06-07/07/09	LF2J91AX
		Dilution Factor: 1			Analysis Time..: 17:31		
Zinc	500	505	ug/L	101	SW846 6010B	07/06-07/08/09	LF2J91A0
		Dilution Factor: 1			Analysis Time..: 17:50		
Iron	1000	982	ug/L	98	SW846 6010B	07/06-07/07/09	LF2J91A1
		Dilution Factor: 1			Analysis Time..: 17:31		
Cobalt	500	474	ug/L	95	SW846 6010B	07/06-07/07/09	LF2J91A2
		Dilution Factor: 1			Analysis Time..: 17:31		
Nickel	500	462	ug/L	92	SW846 6010B	07/06-07/07/09	LF2J91A3
		Dilution Factor: 1			Analysis Time..: 17:31		
Vanadium	500	477	ug/L	95	SW846 6010B	07/06-07/07/09	LF2J91A4
		Dilution Factor: 1			Analysis Time..: 17:31		
Sodium	50000	52200	ug/L	104	SW846 6010B	07/06-07/08/09	LF2J91A5
		Dilution Factor: 1			Analysis Time..: 17:50		
LCS Lot-Sample#: D9G020000-418 **Prep Batch #...:** 9183418							
Arsenic	40.0	40.7	ug/L	102	SW846 6020	07/06-07/07/09	LF2L71AJ
		Dilution Factor: 1			Analysis Time..: 03:46		
Antimony	40.0	40.4	ug/L	101	SW846 6020	07/06-07/07/09	LF2L71AF
		Dilution Factor: 1			Analysis Time..: 03:46		
Thallium	40.0	40.7	ug/L	102	SW846 6020	07/06-07/07/09	LF2L71AG
		Dilution Factor: 1			Analysis Time..: 03:46		

(Continued on next page)

LABORATORY CONTROL SAMPLE DATA REPORT

TOTAL Metals

Client Lot #...: 58826209 **Matrix.....:** WATER

PARAMETER	SPIKE AMOUNT	MEASURED AMOUNT	UNITS	PERCNT RECVRY	METHOD	PREPARATION-ANALYSIS DATE	WORK ORDER #
Beryllium	40.0	41.7	ug/L	104	SW846 6020	07/06-07/07/09	LF2L71AH

Dilution Factor: 1 Analysis Time..: 03:46

NOTE(S):

Calculations are performed before rounding to avoid round-off errors in calculated results.

MATRIX SPIKE SAMPLE EVALUATION REPORT

TOTAL Metals

Client Lot #...: 58826209 **Matrix.....:** GW
Date Sampled...: 06/26/09 11:37 **Date Received..:** 06/27/09

PARAMETER	PERCENT RECOVERY	RECOVERY LIMITS	RPD	RPD LIMITS	METHOD	PREPARATION-ANALYSIS DATE	WORK ORDER #
MS Lot-Sample #: D9F270122-001 **Prep Batch #...:** 9180194							
Mercury	47 N	(88 - 111)			SW846 7470A	06/29/09	LFQPE1A5
	63 N,*	(88 - 111)	28	(0-10)	SW846 7470A	06/29/09	LFQPE1A6
		Dilution Factor: 1					
		Analysis Time..: 18:01					

NOTE(S):

Calculations are performed before rounding to avoid round-off errors in calculated results.

N Spiked analyte recovery is outside stated control limits.

* Relative percent difference (RPD) is outside stated control limits.

MATRIX SPIKE SAMPLE DATA REPORT

TOTAL Metals

Client Lot #...: 58826209 **Matrix.....:** GW
Date Sampled...: 06/26/09 11:37 **Date Received..:** 06/27/09

PARAMETER	SAMPLE AMOUNT	SPIKE AMT	MEASRD AMOUNT	UNITS	PERCNT RECVRY	RPD	METHOD	PREPARATION-ANALYSIS DATE	WORK ORDER #
MS Lot-Sample #: D9F270122-001 **Prep Batch #...:** 9180194									
Mercury									
	0.085	5.00	2.44 N	ug/L	47		SW846 7470A	06/29/09	LFQPE1A5
	0.085	5.00	3.23	ug/L	63	28	SW846 7470A	06/29/09	LFQPE1A6

Qualifiers: N,*
Dilution Factor: 1
Analysis Time..: 18:01

NOTE(S):

Calculations are performed before rounding to avoid round-off errors in calculated results.

N Spiked analyte recovery is outside stated control limits.

* Relative percent difference (RPD) is outside stated control limits.

MATRIX SPIKE SAMPLE EVALUATION REPORT

TOTAL Metals

Client Lot #...: 58826209 **Matrix.....:** GW
Date Sampled...: 06/26/09 08:30 **Date Received..:** 06/27/09

PARAMETER	PERCENT RECOVERY	RECOVERY LIMITS	RPD	RPD LIMITS	METHOD	PREPARATION-ANALYSIS DATE	WORK ORDER #
MS Lot-Sample #: D9F270122-007 **Prep Batch #...:** 9180472							
Silver	99	(75 - 141)			SW846 6010B	06/30-07/01/09	LFQQA1A8
	98	(75 - 141)	0.87	(0-25)	SW846 6010B	06/30-07/01/09	LFQQA1A9
		Dilution Factor: 1					
		Analysis Time..: 20:51					
Barium	106	(85 - 120)			SW846 6010B	06/30-07/01/09	LFQQA1CA
	104	(85 - 120)	2.0	(0-25)	SW846 6010B	06/30-07/01/09	LFQQA1CC
		Dilution Factor: 1					
		Analysis Time..: 20:51					
Cadmium	100	(82 - 119)			SW846 6010B	06/30-07/01/09	LFQQA1CD
	99	(82 - 119)	1.1	(0-25)	SW846 6010B	06/30-07/01/09	LFQQA1CE
		Dilution Factor: 1					
		Analysis Time..: 20:51					
Chromium	102	(73 - 135)			SW846 6010B	06/30-07/01/09	LFQQA1CF
	101	(73 - 135)	0.86	(0-25)	SW846 6010B	06/30-07/01/09	LFQQA1CG
		Dilution Factor: 1					
		Analysis Time..: 20:51					
Copper	103	(82 - 129)			SW846 6010B	06/30-07/01/09	LFQQA1CH
	102	(82 - 129)	0.64	(0-25)	SW846 6010B	06/30-07/01/09	LFQQA1CJ
		Dilution Factor: 1					
		Analysis Time..: 20:51					
Lead	101	(89 - 121)			SW846 6010B	06/30-07/01/09	LFQQA1CK
	101	(89 - 121)	0.68	(0-25)	SW846 6010B	06/30-07/01/09	LFQQA1CL
		Dilution Factor: 1					
		Analysis Time..: 20:51					
Selenium	103	(71 - 140)			SW846 6010B	06/30-07/01/09	LFQQA1CM
	102	(71 - 140)	1.1	(0-25)	SW846 6010B	06/30-07/01/09	LFQQA1CN
		Dilution Factor: 1					
		Analysis Time..: 20:51					
Zinc	102	(60 - 137)			SW846 6010B	06/30-07/01/09	LFQQA1CP
	100	(60 - 137)	1.3	(0-25)	SW846 6010B	06/30-07/01/09	LFQQA1CQ
		Dilution Factor: 1					
		Analysis Time..: 20:51					

(Continued on next page)

MATRIX SPIKE SAMPLE EVALUATION REPORT

TOTAL Metals

Client Lot #...: 58826209 **Matrix.....:** GW
Date Sampled...: 06/26/09 08:30 **Date Received..:** 06/27/09

PARAMETER	PERCENT RECOVERY	RECOVERY LIMITS	RPD	RPD LIMITS	METHOD	PREPARATION-ANALYSIS DATE	WORK ORDER #
Iron	70	(52 - 155)			SW846 6010B	06/30-07/02/09	LFQQA1CR
	69	(52 - 155)	0.57	(0-25)	SW846 6010B	06/30-07/02/09	LFQQA1CT
		Dilution Factor: 1					
		Analysis Time..: 16:18					
Cobalt	100	(82 - 119)			SW846 6010B	06/30-07/01/09	LFQQA1CU
	99	(82 - 119)	0.80	(0-25)	SW846 6010B	06/30-07/01/09	LFQQA1CV
		Dilution Factor: 1					
		Analysis Time..: 20:51					
Nickel	101	(84 - 120)			SW846 6010B	06/30-07/01/09	LFQQA1CW
	100	(84 - 120)	0.93	(0-25)	SW846 6010B	06/30-07/01/09	LFQQA1CX
		Dilution Factor: 1					
		Analysis Time..: 20:51					
Vanadium	102	(85 - 120)			SW846 6010B	06/30-07/01/09	LFQQA1C0
	102	(85 - 120)	0.51	(0-25)	SW846 6010B	06/30-07/01/09	LFQQA1C1
		Dilution Factor: 1					
		Analysis Time..: 20:51					
Sodium	110	(70 - 203)			SW846 6010B	06/30-07/01/09	LFQQA1C2
	107	(70 - 203)	2.4	(0-40)	SW846 6010B	06/30-07/01/09	LFQQA1C3
		Dilution Factor: 1					
		Analysis Time..: 20:51					
Aluminum	104	(83 - 119)			SW846 6010B	06/30-07/01/09	LFQQA1C4
	102	(83 - 119)	1.7	(0-25)	SW846 6010B	06/30-07/01/09	LFQQA1C5
		Dilution Factor: 1					
		Analysis Time..: 20:51					
Manganese	101	(79 - 121)			SW846 6010B	06/30-07/01/09	LFQQA1C6
	100	(79 - 121)	0.59	(0-25)	SW846 6010B	06/30-07/01/09	LFQQA1C7
		Dilution Factor: 1					
		Analysis Time..: 20:51					

NOTE(S):

Calculations are performed before rounding to avoid round-off errors in calculated results.

MATRIX SPIKE SAMPLE DATA REPORT

TOTAL Metals

Client Lot #...: 58826209 **Matrix.....:** GW
Date Sampled...: 06/26/09 08:30 **Date Received..:** 06/27/09

PARAMETER	SAMPLE AMOUNT	SPIKE AMT	MEASRD AMOUNT	UNITS	PERCNT RECVRY	RPD	METHOD	PREPARATION-ANALYSIS DATE	WORK ORDER #
MS Lot-Sample #: D9F270122-007 **Prep Batch #...:** 9180472									
Silver									
	ND	50.0	49.4	ug/L	99		SW846 6010B	06/30-07/01/09	LFQQA1A8
	ND	50.0	49.0	ug/L	98	0.87	SW846 6010B	06/30-07/01/09	LFQQA1A9
			Dilution Factor: 1						
			Analysis Time..: 20:51						
Barium									
	8.1	2000	2120	ug/L	106		SW846 6010B	06/30-07/01/09	LFQQA1CA
	8.1	2000	2080	ug/L	104	2.0	SW846 6010B	06/30-07/01/09	LFQQA1CC
			Dilution Factor: 1						
			Analysis Time..: 20:51						
Cadmium									
	ND	100	101	ug/L	100		SW846 6010B	06/30-07/01/09	LFQQA1CD
	ND	100	99.8	ug/L	99	1.1	SW846 6010B	06/30-07/01/09	LFQQA1CE
			Dilution Factor: 1						
			Analysis Time..: 20:51						
Chromium									
	1.5	200	206	ug/L	102		SW846 6010B	06/30-07/01/09	LFQQA1CF
	1.5	200	204	ug/L	101	0.86	SW846 6010B	06/30-07/01/09	LFQQA1CG
			Dilution Factor: 1						
			Analysis Time..: 20:51						
Copper									
	ND	250	257	ug/L	103		SW846 6010B	06/30-07/01/09	LFQQA1CH
	ND	250	255	ug/L	102	0.64	SW846 6010B	06/30-07/01/09	LFQQA1CJ
			Dilution Factor: 1						
			Analysis Time..: 20:51						
Lead									
	ND	500	507	ug/L	101		SW846 6010B	06/30-07/01/09	LFQQA1CK
	ND	500	504	ug/L	101	0.68	SW846 6010B	06/30-07/01/09	LFQQA1CL
			Dilution Factor: 1						
			Analysis Time..: 20:51						
Selenium									
	ND	2000	2060	ug/L	103		SW846 6010B	06/30-07/01/09	LFQQA1CM
	ND	2000	2040	ug/L	102	1.1	SW846 6010B	06/30-07/01/09	LFQQA1CN
			Dilution Factor: 1						
			Analysis Time..: 20:51						

(Continued on next page)

MATRIX SPIKE SAMPLE DATA REPORT

TOTAL Metals

Client Lot #...: 58826209 **Matrix.....:** GW
Date Sampled...: 06/26/09 08:30 **Date Received..:** 06/27/09

PARAMETER	SAMPLE AMOUNT	SPIKE AMT	MEASRD AMOUNT	UNITS	PERCNT RECVRY	RPD	METHOD	PREPARATION-ANALYSIS DATE	WORK ORDER #
Zinc									
	5.9	500	515	ug/L	102		SW846 6010B	06/30-07/01/09	LFQQA1CP
	5.9	500	508	ug/L	100	1.3	SW846 6010B	06/30-07/01/09	LFQQA1CQ
			Dilution Factor: 1						
			Analysis Time..: 20:51						
Iron									
	360	1000	1060	ug/L	70		SW846 6010B	06/30-07/02/09	LFQQA1CR
	360	1000	1050	ug/L	69	0.57	SW846 6010B	06/30-07/02/09	LFQQA1CT
			Dilution Factor: 1						
			Analysis Time..: 16:18						
Cobalt									
	ND	500	499	ug/L	100		SW846 6010B	06/30-07/01/09	LFQQA1CU
	ND	500	495	ug/L	99	0.80	SW846 6010B	06/30-07/01/09	LFQQA1CV
			Dilution Factor: 1						
			Analysis Time..: 20:51						
Nickel									
	2.6	500	507	ug/L	101		SW846 6010B	06/30-07/01/09	LFQQA1CW
	2.6	500	502	ug/L	100	0.93	SW846 6010B	06/30-07/01/09	LFQQA1CX
			Dilution Factor: 1						
			Analysis Time..: 20:51						
Vanadium									
	ND	500	512	ug/L	102		SW846 6010B	06/30-07/01/09	LFQQA1C0
	ND	500	510	ug/L	102	0.51	SW846 6010B	06/30-07/01/09	LFQQA1C1
			Dilution Factor: 1						
			Analysis Time..: 20:51						
Sodium									
	5000	50000	60100	ug/L	110		SW846 6010B	06/30-07/01/09	LFQQA1C2
	5000	50000	58600	ug/L	107	2.4	SW846 6010B	06/30-07/01/09	LFQQA1C3
			Dilution Factor: 1						
			Analysis Time..: 20:51						
Aluminum									
	210	2000	2280	ug/L	104		SW846 6010B	06/30-07/01/09	LFQQA1C4
	210	2000	2240	ug/L	102	1.7	SW846 6010B	06/30-07/01/09	LFQQA1C5
			Dilution Factor: 1						
			Analysis Time..: 20:51						

(Continued on next page)

MATRIX SPIKE SAMPLE DATA REPORT

TOTAL Metals

Client Lot #...: 58826209 **Matrix.....:** GW
Date Sampled...: 06/26/09 08:30 **Date Received..:** 06/27/09

PARAMETER	SAMPLE AMOUNT	SPIKE AMT	MEASRD AMOUNT	UNITS	PERCNT RECVRY	RPD	METHOD	PREPARATION-ANALYSIS DATE	WORK ORDER #
Manganese									
	13	500	517	ug/L	101		SW846 6010B	06/30-07/01/09	LFQQA1C6
	13	500	514	ug/L	100	0.59	SW846 6010B	06/30-07/01/09	LFQQA1C7

Dilution Factor: 1
Analysis Time..: 20:51

NOTE(S):

Calculations are performed before rounding to avoid round-off errors in calculated results.

MATRIX SPIKE SAMPLE EVALUATION REPORT

TOTAL Metals

Client Lot #...: 58826209 **Matrix.....:** GW
Date Sampled...: 06/26/09 09:02 **Date Received..:** 06/27/09

PARAMETER	PERCENT RECOVERY	RECOVERY LIMITS	RPD	RPD LIMITS	METHOD	PREPARATION-ANALYSIS DATE	WORK ORDER #
MS Lot-Sample #: D9F270122-006 **Prep Batch #...:** 9180481							
Arsenic	106	(79 - 120)			SW846 6020	06/30-07/06/09	LFQP51CF
	107	(79 - 120)	0.25	(0-30)	SW846 6020	06/30-07/06/09	LFQP51CG
		Dilution Factor: 1					
		Analysis Time..: 20:51					
Antimony	104	(80 - 117)			SW846 6020	06/30-07/06/09	LFQP51A8
	101	(80 - 117)	2.5	(0-30)	SW846 6020	06/30-07/06/09	LFQP51A9
		Dilution Factor: 1					
		Analysis Time..: 20:51					
Thallium	93	(77 - 124)			SW846 6020	06/30-07/06/09	LFQP51CA
	92	(77 - 124)	1.6	(0-30)	SW846 6020	06/30-07/06/09	LFQP51CC
		Dilution Factor: 1					
		Analysis Time..: 20:51					
Beryllium	105	(76 - 126)			SW846 6020	06/30-07/06/09	LFQP51CD
	103	(76 - 126)	1.5	(0-30)	SW846 6020	06/30-07/06/09	LFQP51CE
		Dilution Factor: 1					
		Analysis Time..: 20:51					

NOTE(S):

Calculations are performed before rounding to avoid round-off errors in calculated results.

MATRIX SPIKE SAMPLE DATA REPORT

TOTAL Metals

Client Lot #...: 58826209 **Matrix.....:** GW
Date Sampled...: 06/26/09 09:02 **Date Received..:** 06/27/09

PARAMETER	SAMPLE AMOUNT	SPIKE AMT	MEASRD AMOUNT	UNITS	PERCNT RECVRY	RPD	METHOD	PREPARATION-ANALYSIS DATE	WORK ORDER #
MS Lot-Sample #: D9F270122-006 **Prep Batch #...:** 9180481									
Arsenic									
	0.30	40.0	42.8	ug/L	106		SW846 6020	06/30-07/06/09	LFQP51CF
	0.30	40.0	43.0	ug/L	107	0.25	SW846 6020	06/30-07/06/09	LFQP51CG
			Dilution Factor: 1						
			Analysis Time..: 20:51						
Antimony									
	ND	40.0	41.4	ug/L	104		SW846 6020	06/30-07/06/09	LFQP51A8
	ND	40.0	40.4	ug/L	101	2.5	SW846 6020	06/30-07/06/09	LFQP51A9
			Dilution Factor: 1						
			Analysis Time..: 20:51						
Thallium									
	0.045	40.0	37.4	ug/L	93		SW846 6020	06/30-07/06/09	LFQP51CA
	0.045	40.0	36.8	ug/L	92	1.6	SW846 6020	06/30-07/06/09	LFQP51CC
			Dilution Factor: 1						
			Analysis Time..: 20:51						
Beryllium									
	ND	40.0	42.0	ug/L	105		SW846 6020	06/30-07/06/09	LFQP51CD
	ND	40.0	41.4	ug/L	103	1.5	SW846 6020	06/30-07/06/09	LFQP51CE
			Dilution Factor: 1						
			Analysis Time..: 20:51						

NOTE(S):

Calculations are performed before rounding to avoid round-off errors in calculated results.

MATRIX SPIKE SAMPLE EVALUATION REPORT

TOTAL Metals

Client Lot #...: 58826209 **Matrix.....:** GW
Date Sampled...: 06/30/09 10:15 **Date Received..:** 07/01/09

PARAMETER	PERCENT RECOVERY	RECOVERY LIMITS	RPD	RPD LIMITS	METHOD	PREPARATION-ANALYSIS DATE	WORK ORDER #
MS Lot-Sample #: D9G010175-001 **Prep Batch #...:** 9183408							
Aluminum	98	(83 - 119)			SW846 6010B	07/06-07/07/09	LFXJK1AF
	99	(83 - 119)	0.82	(0-25)	SW846 6010B	07/06-07/07/09	LFXJK1AG
		Dilution Factor: 1					
		Analysis Time..: 18:28					
Manganese	96	(79 - 121)			SW846 6010B	07/06-07/07/09	LFXJK1AH
	96	(79 - 121)	0.58	(0-25)	SW846 6010B	07/06-07/07/09	LFXJK1AJ
		Dilution Factor: 1					
		Analysis Time..: 18:28					

NOTE(S):

Calculations are performed before rounding to avoid round-off errors in calculated results.

MATRIX SPIKE SAMPLE DATA REPORT

TOTAL Metals

Client Lot #...: 58826209 **Matrix.....:** GW
Date Sampled...: 06/30/09 10:15 **Date Received..:** 07/01/09

PARAMETER	SAMPLE AMOUNT	SPIKE AMT	MEASRD AMOUNT	UNITS	PERCNT RECVRY	RPD	METHOD	PREPARATION-ANALYSIS DATE	WORK ORDER #
MS Lot-Sample #: D9G010175-001 **Prep Batch #...:** 9183408									
Aluminum									
	190	2000	2160	ug/L	98		SW846 6010B	07/06-07/07/09	LFXJK1AF
	190	2000	2170	ug/L	99	0.82	SW846 6010B	07/06-07/07/09	LFXJK1AG
			Dilution Factor: 1						
			Analysis Time..: 18:28						
Manganese									
	2.5	500	481	ug/L	96		SW846 6010B	07/06-07/07/09	LFXJK1AH
	2.5	500	484	ug/L	96	0.58	SW846 6010B	07/06-07/07/09	LFXJK1AJ
			Dilution Factor: 1						
			Analysis Time..: 18:28						

NOTE(S):

Calculations are performed before rounding to avoid round-off errors in calculated results.

MATRIX SPIKE SAMPLE EVALUATION REPORT

TOTAL Metals

Client Lot #...: 58826209 **Matrix.....:** WG
Date Sampled...: 06/30/09 10:15 **Date Received..:** 07/01/09

PARAMETER	PERCENT RECOVERY	RECOVERY LIMITS	RPD	RPD LIMITS	METHOD	PREPARATION-ANALYSIS DATE	WORK ORDER #
MS Lot-Sample #: D9G010142-001 **Prep Batch #...:** 9183115							
Mercury	91	(88 - 111)			SW846 7470A	07/02/09	LFXA41A5
	93	(88 - 111)	2.4	(0-10)	SW846 7470A	07/02/09	LFXA41A6
		Dilution Factor: 1					
		Analysis Time..: 18:57					
MS Lot-Sample #: D9G010142-001 **Prep Batch #...:** 9183412							
Silver	99	(75 - 141)			SW846 6010B	07/06-07/07/09	LFXA41CE
	99	(75 - 141)	0.18	(0-25)	SW846 6010B	07/06-07/07/09	LFXA41CF
		Dilution Factor: 1					
		Analysis Time..: 17:38					
Barium	106	(85 - 120)			SW846 6010B	07/06-07/07/09	LFXA41CG
	106	(85 - 120)	0.31	(0-25)	SW846 6010B	07/06-07/07/09	LFXA41CH
		Dilution Factor: 1					
		Analysis Time..: 17:38					
Cadmium	98	(82 - 119)			SW846 6010B	07/06-07/07/09	LFXA41CJ
	98	(82 - 119)	0.0	(0-25)	SW846 6010B	07/06-07/07/09	LFXA41CK
		Dilution Factor: 1					
		Analysis Time..: 17:38					
Chromium	100	(73 - 135)			SW846 6010B	07/06-07/07/09	LFXA41CL
	100	(73 - 135)	0.12	(0-25)	SW846 6010B	07/06-07/07/09	LFXA41CM
		Dilution Factor: 1					
		Analysis Time..: 17:38					
Copper	102	(82 - 129)			SW846 6010B	07/06-07/07/09	LFXA41CN
	102	(82 - 129)	0.01	(0-25)	SW846 6010B	07/06-07/07/09	LFXA41CP
		Dilution Factor: 1					
		Analysis Time..: 17:38					
Lead	96	(89 - 121)			SW846 6010B	07/06-07/07/09	LFXA41CQ
	96	(89 - 121)	0.0	(0-25)	SW846 6010B	07/06-07/07/09	LFXA41CR
		Dilution Factor: 1					
		Analysis Time..: 17:38					
Selenium	99	(71 - 140)			SW846 6010B	07/06-07/07/09	LFXA41CT
	99	(71 - 140)	0.14	(0-25)	SW846 6010B	07/06-07/07/09	LFXA41CU
		Dilution Factor: 1					
		Analysis Time..: 17:38					

(Continued on next page)

MATRIX SPIKE SAMPLE EVALUATION REPORT

TOTAL Metals

Client Lot #...: 58826209 **Matrix.....:** WG
Date Sampled...: 06/30/09 10:15 **Date Received..:** 07/01/09

PARAMETER	PERCENT RECOVERY	RECOVERY LIMITS	RPD	RPD LIMITS	METHOD	PREPARATION-ANALYSIS DATE	WORK ORDER #
Zinc	102	(60 - 137)			SW846 6010B	07/06-07/08/09	LFXA41CV
	101	(60 - 137)	0.94	(0-25)	SW846 6010B	07/06-07/08/09	LFXA41CW
		Dilution Factor: 1					
		Analysis Time..: 17:57					
Iron	100	(52 - 155)			SW846 6010B	07/06-07/07/09	LFXA41CX
	99	(52 - 155)	0.59	(0-25)	SW846 6010B	07/06-07/07/09	LFXA41C0
		Dilution Factor: 1					
		Analysis Time..: 17:38					
Cobalt	97	(82 - 119)			SW846 6010B	07/06-07/07/09	LFXA41C1
	97	(82 - 119)	0.07	(0-25)	SW846 6010B	07/06-07/07/09	LFXA41C2
		Dilution Factor: 1					
		Analysis Time..: 17:38					
Nickel	94	(84 - 120)			SW846 6010B	07/06-07/07/09	LFXA41C3
	94	(84 - 120)	0.01	(0-25)	SW846 6010B	07/06-07/07/09	LFXA41C4
		Dilution Factor: 1					
		Analysis Time..: 17:38					
Vanadium	97	(85 - 120)			SW846 6010B	07/06-07/07/09	LFXA41C5
	97	(85 - 120)	0.04	(0-25)	SW846 6010B	07/06-07/07/09	LFXA41C6
		Dilution Factor: 1					
		Analysis Time..: 17:38					
Sodium	106	(70 - 203)			SW846 6010B	07/06-07/08/09	LFXA41C7
	103	(70 - 203)	2.0	(0-40)	SW846 6010B	07/06-07/08/09	LFXA41C8
		Dilution Factor: 1					
		Analysis Time..: 17:57					

NOTE(S):

Calculations are performed before rounding to avoid round-off errors in calculated results.

MATRIX SPIKE SAMPLE DATA REPORT

TOTAL Metals

Client Lot #...: 58826209 **Matrix.....:** WG
Date Sampled...: 06/30/09 10:15 **Date Received..:** 07/01/09

PARAMETER	SAMPLE AMOUNT	SPIKE AMT	MEASRD AMOUNT	UNITS	PERCNT RECVRY	RPD	METHOD	PREPARATION-ANALYSIS DATE	WORK ORDER #
MS Lot-Sample #: D9G010142-001 **Prep Batch #...:** 9183115									
Mercury									
	ND	5.00	4.57	ug/L	91		SW846 7470A	07/02/09	LFXA41A5
	ND	5.00	4.68	ug/L	93	2.4	SW846 7470A	07/02/09	LFXA41A6
			Dilution Factor: 1						
			Analysis Time..: 18:57						
MS Lot-Sample #: D9G010142-001 **Prep Batch #...:** 9183412									
Silver									
	ND	50.0	49.8	ug/L	99		SW846 6010B	07/06-07/07/09	LFXA41CE
	ND	50.0	49.9	ug/L	99	0.18	SW846 6010B	07/06-07/07/09	LFXA41CF
			Dilution Factor: 1						
			Analysis Time..: 17:38						
Barium									
	10	2000	2120	ug/L	106		SW846 6010B	07/06-07/07/09	LFXA41CG
	10	2000	2130	ug/L	106	0.31	SW846 6010B	07/06-07/07/09	LFXA41CH
			Dilution Factor: 1						
			Analysis Time..: 17:38						
Cadmium									
	ND	100	97.9	ug/L	98		SW846 6010B	07/06-07/07/09	LFXA41CJ
	ND	100	97.9	ug/L	98	0.0	SW846 6010B	07/06-07/07/09	LFXA41CK
			Dilution Factor: 1						
			Analysis Time..: 17:38						
Chromium									
	2.0	200	201	ug/L	100		SW846 6010B	07/06-07/07/09	LFXA41CL
	2.0	200	202	ug/L	100	0.12	SW846 6010B	07/06-07/07/09	LFXA41CM
			Dilution Factor: 1						
			Analysis Time..: 17:38						
Copper									
	2.1	250	257	ug/L	102		SW846 6010B	07/06-07/07/09	LFXA41CN
	2.1	250	257	ug/L	102	0.01	SW846 6010B	07/06-07/07/09	LFXA41CP
			Dilution Factor: 1						
			Analysis Time..: 17:38						
Lead									
	ND	500	484	ug/L	96		SW846 6010B	07/06-07/07/09	LFXA41CQ
	ND	500	484	ug/L	96	0.0	SW846 6010B	07/06-07/07/09	LFXA41CR
			Dilution Factor: 1						
			Analysis Time..: 17:38						

(Continued on next page)

MATRIX SPIKE SAMPLE DATA REPORT

TOTAL Metals

Client Lot #...: 58826209 **Matrix.....:** WG
Date Sampled...: 06/30/09 10:15 **Date Received..:** 07/01/09

PARAMETER	SAMPLE AMOUNT	SPIKE AMT	MEASRD AMOUNT	UNITS	PERCNT RECVRY	RPD	METHOD	PREPARATION-ANALYSIS DATE	WORK ORDER #
Selenium									
	ND	2000	1980	ug/L	99		SW846 6010B	07/06-07/07/09	LFXA41CT
	ND	2000	1970	ug/L	99	0.14	SW846 6010B	07/06-07/07/09	LFXA41CU
			Dilution Factor: 1						
			Analysis Time..: 17:38						
Zinc									
	19	500	531	ug/L	102		SW846 6010B	07/06-07/08/09	LFXA41CV
	19	500	526	ug/L	101	0.94	SW846 6010B	07/06-07/08/09	LFXA41CW
			Dilution Factor: 1						
			Analysis Time..: 17:57						
Iron									
	800	1000	1790	ug/L	100		SW846 6010B	07/06-07/07/09	LFXA41CX
	800	1000	1780	ug/L	99	0.59	SW846 6010B	07/06-07/07/09	LFXA41C0
			Dilution Factor: 1						
			Analysis Time..: 17:38						
Cobalt									
	ND	500	483	ug/L	97		SW846 6010B	07/06-07/07/09	LFXA41C1
	ND	500	483	ug/L	97	0.07	SW846 6010B	07/06-07/07/09	LFXA41C2
			Dilution Factor: 1						
			Analysis Time..: 17:38						
Nickel									
	ND	500	471	ug/L	94		SW846 6010B	07/06-07/07/09	LFXA41C3
	ND	500	472	ug/L	94	0.01	SW846 6010B	07/06-07/07/09	LFXA41C4
			Dilution Factor: 1						
			Analysis Time..: 17:38						
Vanadium									
	3.2	500	490	ug/L	97		SW846 6010B	07/06-07/07/09	LFXA41C5
	3.2	500	490	ug/L	97	0.04	SW846 6010B	07/06-07/07/09	LFXA41C6
			Dilution Factor: 1						
			Analysis Time..: 17:38						
Sodium									
	16000	50000	69300	ug/L	106		SW846 6010B	07/06-07/08/09	LFXA41C7
	16000	50000	67900	ug/L	103	2.0	SW846 6010B	07/06-07/08/09	LFXA41C8
			Dilution Factor: 1						
			Analysis Time..: 17:57						

NOTE(S):

Calculations are performed before rounding to avoid round-off errors in calculated results.

MATRIX SPIKE SAMPLE EVALUATION REPORT

TOTAL Metals

Client Lot #...: 58826209 **Matrix.....:** GW
Date Sampled...: 06/30/09 09:01 **Date Received..:** 07/01/09

PARAMETER	PERCENT RECOVERY	RECOVERY LIMITS	RPD	RPD LIMITS	METHOD	PREPARATION-ANALYSIS DATE	WORK ORDER #
MS Lot-Sample #: D9G010142-003 **Prep Batch #...:** 9183418							
Arsenic	102	(79 - 120)			SW846 6020	07/06-07/07/09	LFXHC1CK
	105	(79 - 120)	2.9	(0-30)	SW846 6020	07/06-07/07/09	LFXHC1CL
		Dilution Factor: 1					
		Analysis Time..: 04:07					
Antimony	97	(80 - 117)			SW846 6020	07/06-07/07/09	LFXHC1CD
	101	(80 - 117)	3.3	(0-30)	SW846 6020	07/06-07/07/09	LFXHC1CE
		Dilution Factor: 1					
		Analysis Time..: 04:07					
Thallium	101	(77 - 124)			SW846 6020	07/06-07/07/09	LFXHC1CF
	104	(77 - 124)	3.2	(0-30)	SW846 6020	07/06-07/07/09	LFXHC1CG
		Dilution Factor: 1					
		Analysis Time..: 04:07					
Beryllium	102	(76 - 126)			SW846 6020	07/06-07/07/09	LFXHC1CH
	102	(76 - 126)	0.48	(0-30)	SW846 6020	07/06-07/07/09	LFXHC1CJ
		Dilution Factor: 1					
		Analysis Time..: 04:07					

NOTE(S):

Calculations are performed before rounding to avoid round-off errors in calculated results.

MATRIX SPIKE SAMPLE DATA REPORT

TOTAL Metals

Client Lot #...: 58826209 **Matrix.....:** GW
Date Sampled...: 06/30/09 09:01 **Date Received..:** 07/01/09

PARAMETER	SAMPLE AMOUNT	SPIKE AMT	MEASRD AMOUNT	UNITS	PERCNT RECVRY	RPD	METHOD	PREPARATION-ANALYSIS DATE	WORK ORDER #
MS Lot-Sample #: D9G010142-003 **Prep Batch #...:** 9183418									
Arsenic									
	0.52	40.0	41.4	ug/L	102		SW846 6020	07/06-07/07/09	LFXHC1CK
	0.52	40.0	42.6	ug/L	105	2.9	SW846 6020	07/06-07/07/09	LFXHC1CL
			Dilution Factor: 1						
			Analysis Time..: 04:07						
Antimony									
	0.075	40.0	39.0	ug/L	97		SW846 6020	07/06-07/07/09	LFXHC1CD
	0.075	40.0	40.3	ug/L	101	3.3	SW846 6020	07/06-07/07/09	LFXHC1CE
			Dilution Factor: 1						
			Analysis Time..: 04:07						
Thallium									
	0.030	40.0	40.4	ug/L	101		SW846 6020	07/06-07/07/09	LFXHC1CF
	0.030	40.0	41.7	ug/L	104	3.2	SW846 6020	07/06-07/07/09	LFXHC1CG
			Dilution Factor: 1						
			Analysis Time..: 04:07						
Beryllium									
	ND	40.0	40.8	ug/L	102		SW846 6020	07/06-07/07/09	LFXHC1CH
	ND	40.0	41.0	ug/L	102	0.48	SW846 6020	07/06-07/07/09	LFXHC1CJ
			Dilution Factor: 1						
			Analysis Time..: 04:07						

NOTE(S):

Calculations are performed before rounding to avoid round-off errors in calculated results.

METHOD BLANK REPORT

General Chemistry

Client Lot #...: 58826209 **Matrix.....:** WATER

PARAMETER	RESULT	REPORTING LIMIT	UNITS	METHOD	PREPARATION-ANALYSIS DATE	PREP BATCH #
Ammonia as N		Work Order #: LF7JA1AA		MB Lot-Sample #:	D9G080000-388	
	ND	0.10	mg/L	MCAWW 350.1	07/08/09	9189388
		Dilution Factor: 1				
		Analysis Time..: 11:37				
Ammonia as N		Work Order #: LF7C21AA		MB Lot-Sample #:	D9G070000-446	
	ND	0.10	mg/L	MCAWW 350.1	07/09/09	9188446
		Dilution Factor: 1				
		Analysis Time..: 11:40				
Chloride		Work Order #: LFT7H1AA		MB Lot-Sample #:	D9F300000-150	
	ND	3.0	mg/L	MCAWW 300.0A	06/27/09	9181150
		Dilution Factor: 1				
		Analysis Time..: 10:12				
Chloride		Work Order #: LF4GR1AA		MB Lot-Sample #:	D9G020000-084	
	ND	3.0	mg/L	MCAWW 300.0A	07/01/09	9183084
		Dilution Factor: 1				
		Analysis Time..: 12:46				
Color		Work Order #: LF4801AA		MB Lot-Sample #:	D9F300000-385	
	ND	5.0	No Units	SM20 2120B	06/30/09	9181385
		Dilution Factor: 1				
		Analysis Time..: 09:45				
Color		Work Order #: LF3RL1AA		MB Lot-Sample #:	D9G020000-380	
	ND	5.0	No Units	SM20 2120B	07/02/09	9183380
		Dilution Factor: 1				
		Analysis Time..: 06:00				
Nitrate		Work Order #: LFT7N1AA		MB Lot-Sample #:	D9F300000-151	
	ND	0.50	mg/L	MCAWW 300.0A	06/27/09	9181151
		Dilution Factor: 1				
		Analysis Time..: 10:12				
Nitrate		Work Order #: LF4GQ1AA		MB Lot-Sample #:	D9G020000-083	
	ND	0.50	mg/L	MCAWW 300.0A	07/01/09	9183083
		Dilution Factor: 1				
		Analysis Time..: 12:46				
Total Dissolved Solids		Work Order #: LFT5P1AA		MB Lot-Sample #:	D9F300000-100	
	ND	10	mg/L	SM18 2540 C	06/30/09	9181100
		Dilution Factor: 1				
		Analysis Time..: 13:55				

(Continued on next page)

METHOD BLANK REPORT

General Chemistry

Client Lot #...: 58826209 **Matrix.....:** WATER

PARAMETER	RESULT	REPORTING LIMIT	UNITS	METHOD	PREPARATION-ANALYSIS DATE	PREP BATCH #
Total Dissolved Solids		Work Order #: LF0XK1AA		MB Lot-Sample #: D9G020000-067		
	ND	10	mg/L	SM18 2540 C	07/02/09	9183067
		Dilution Factor: 1				
		Analysis Time..: 12:00				

NOTE(S):

Calculations are performed before rounding to avoid round-off errors in calculated results.

LABORATORY CONTROL SAMPLE EVALUATION REPORT

General Chemistry

Lot-Sample #...: 58826209 **Matrix.....:** WATER

PARAMETER	PERCENT RECOVERY	RECOVERY LIMITS	RPD	RPD LIMITS	METHOD	PREPARATION-ANALYSIS DATE	PREP BATCH #
Ammonia as N		WO#:LF7C21AC-LCS/LF7C21AD-LCSD LCS Lot-Sample#: D9G070000-446					
	106	(90 - 110)			MCAWW 350.1	07/09/09	9188446
	107	(90 - 110)	0.89	(0-10)	MCAWW 350.1	07/09/09	9188446
		Dilution Factor: 1			Analysis Time..: 11:40		
Ammonia as N		WO#:LF7JA1AC-LCS/LF7JA1AD-LCSD LCS Lot-Sample#: D9G080000-388					
	101	(90 - 110)			MCAWW 350.1	07/08/09	9189388
	101	(90 - 110)	0.32	(0-10)	MCAWW 350.1	07/08/09	9189388
		Dilution Factor: 1			Analysis Time..: 11:37		
Chloride		WO#:LFT7H1AC-LCS/LFT7H1AD-LCSD LCS Lot-Sample#: D9F300000-150					
	100	(90 - 110)			MCAWW 300.0A	06/27/09	9181150
	99	(90 - 110)	0.28	(0-10)	MCAWW 300.0A	06/27/09	9181150
		Dilution Factor: 1			Analysis Time..: 09:38		
Chloride		WO#:LF4GR1AC-LCS/LF4GR1AD-LCSD LCS Lot-Sample#: D9G020000-084					
	100	(90 - 110)			MCAWW 300.0A	07/01/09	9183084
	101	(90 - 110)	0.98	(0-10)	MCAWW 300.0A	07/01/09	9183084
		Dilution Factor: 1			Analysis Time..: 12:13		
Nitrate		WO#:LFT7N1AC-LCS/LFT7N1AD-LCSD LCS Lot-Sample#: D9F300000-151					
	99	(90 - 110)			MCAWW 300.0A	06/27/09	9181151
	99	(90 - 110)	0.04	(0-10)	MCAWW 300.0A	06/27/09	9181151
		Dilution Factor: 1			Analysis Time..: 09:38		
Nitrate		WO#:LF4GQ1AC-LCS/LF4GQ1AD-LCSD LCS Lot-Sample#: D9G020000-083					
	101	(90 - 110)			MCAWW 300.0A	07/01/09	9183083
	101	(90 - 110)	0.91	(0-10)	MCAWW 300.0A	07/01/09	9183083
		Dilution Factor: 1			Analysis Time..: 12:13		
Total Dissolved Solids		WO#:LFT5P1AC-LCS/LFT5P1AD-LCSD LCS Lot-Sample#: D9F300000-100					
	100	(86 - 106)			SM18 2540 C	06/30/09	9181100
	100	(86 - 106)	0.20	(0-20)	SM18 2540 C	06/30/09	9181100
		Dilution Factor: 1			Analysis Time..: 13:55		
Total Dissolved Solids		WO#:LF0XK1AC-LCS/LF0XK1AD-LCSD LCS Lot-Sample#: D9G020000-067					
	101	(86 - 106)			SM18 2540 C	07/02/09	9183067
	101	(86 - 106)	0.79	(0-20)	SM18 2540 C	07/02/09	9183067
		Dilution Factor: 1			Analysis Time..: 12:00		

(Continued on next page)

LABORATORY CONTROL SAMPLE EVALUATION REPORT

General Chemistry

Lot-Sample #...: 58826209 **Matrix.....:** WATER

PARAMETER	PERCENT RECOVERY	RECOVERY LIMITS	RPD	RPD LIMITS	METHOD	PREPARATION-ANALYSIS DATE	PREP BATCH #

NOTE(S):

Calculations are performed before rounding to avoid round-off errors in calculated results.

LABORATORY CONTROL SAMPLE DATA REPORT

General Chemistry

Lot-Sample #...: 58826209 **Matrix.....:** WATER

PARAMETER	SPIKE AMOUNT	MEASURED AMOUNT	UNITS	PERCNT RECVRY	RPD	METHOD	PREPARATION-ANALYSIS DATE	PREP BATCH #
Ammonia as N		WO#:LF7C21AC-LCS/LF7C21AD-LCSD				LCS Lot-Sample#: D9G070000-446		
	4.00	4.23	mg/L	106		MCAWW 350.1	07/09/09	9188446
	4.00	4.27	mg/L	107	0.89	MCAWW 350.1	07/09/09	9188446
		Dilution Factor: 1				Analysis Time..: 11:40		
Ammonia as N		WO#:LF7JA1AC-LCS/LF7JA1AD-LCSD				LCS Lot-Sample#: D9G080000-388		
	5.00	5.06	mg/L	101		MCAWW 350.1	07/08/09	9189388
	5.00	5.04	mg/L	101	0.32	MCAWW 350.1	07/08/09	9189388
		Dilution Factor: 1				Analysis Time..: 11:37		
Chloride		WO#:LFT7H1AC-LCS/LFT7H1AD-LCSD				LCS Lot-Sample#: D9F300000-150		
	25.0	24.9	mg/L	100		MCAWW 300.0A	06/27/09	9181150
	25.0	24.9	mg/L	99	0.28	MCAWW 300.0A	06/27/09	9181150
		Dilution Factor: 1				Analysis Time..: 09:38		
Chloride		WO#:LF4GR1AC-LCS/LF4GR1AD-LCSD				LCS Lot-Sample#: D9G020000-084		
	25.0	25.1	mg/L	100		MCAWW 300.0A	07/01/09	9183084
	25.0	25.4	mg/L	101	0.98	MCAWW 300.0A	07/01/09	9183084
		Dilution Factor: 1				Analysis Time..: 12:13		
Nitrate		WO#:LFT7N1AC-LCS/LFT7N1AD-LCSD				LCS Lot-Sample#: D9F300000-151		
	5.00	4.97	mg/L	99		MCAWW 300.0A	06/27/09	9181151
	5.00	4.97	mg/L	99	0.04	MCAWW 300.0A	06/27/09	9181151
		Dilution Factor: 1				Analysis Time..: 09:38		
Nitrate		WO#:LF4GQ1AC-LCS/LF4GQ1AD-LCSD				LCS Lot-Sample#: D9G020000-083		
	5.00	5.03	mg/L	101		MCAWW 300.0A	07/01/09	9183083
	5.00	5.07	mg/L	101	0.91	MCAWW 300.0A	07/01/09	9183083
		Dilution Factor: 1				Analysis Time..: 12:13		
Total Dissolved Solids		WO#:LFT5P1AC-LCS/LFT5P1AD-LCSD				LCS Lot-Sample#: D9F300000-100		
	500	501	mg/L	100		SM18 2540 C	06/30/09	9181100
	500	500	mg/L	100	0.20	SM18 2540 C	06/30/09	9181100
		Dilution Factor: 1				Analysis Time..: 13:55		
Total Dissolved Solids		WO#:LF0XK1AC-LCS/LF0XK1AD-LCSD				LCS Lot-Sample#: D9G020000-067		
	500	503	mg/L	101		SM18 2540 C	07/02/09	9183067
	500	507	mg/L	101	0.79	SM18 2540 C	07/02/09	9183067
		Dilution Factor: 1				Analysis Time..: 12:00		

(Continued on next page)

LABORATORY CONTROL SAMPLE DATA REPORT

General Chemistry

Lot-Sample #...: 58826209 **Matrix.....:** WATER

PARAMETER	SPIKE AMOUNT	MEASURED AMOUNT	UNITS	PERCNT RECVRY	RPD	METHOD	PREPARATION-ANALYSIS DATE	PREP BATCH #

NOTE(S):

Calculations are performed before rounding to avoid round-off errors in calculated results.

MATRIX SPIKE SAMPLE EVALUATION REPORT

General Chemistry

Client Lot #...: 58826209 **Matrix.....:** GW
Date Sampled...: 06/26/09 11:37 **Date Received..:** 06/27/09

PARAMETER	PERCENT RECOVERY	RECOVERY LIMITS	RPD	RPD LIMITS	METHOD	PREPARATION-ANALYSIS DATE	PREP BATCH #
Ammonia as N		WO#: LFQPE1CP-MS/LFQPE1CQ-MSD				MS Lot-Sample #: D9F270122-001	
	108	(90 - 110)			MCAWW 350.1	07/09/09	9188446
	111 N	(90 - 110)	2.5	(0-10)	MCAWW 350.1	07/09/09	9188446
		Dilution Factor: 1					
		Analysis Time..: 11:40					
Chloride		WO#: LFQPE1CA-MS/LFQPE1CC-MSD				MS Lot-Sample #: D9F270122-001	
	103	(80 - 120)			MCAWW 300.0A	06/27/09	9181150
	102	(80 - 120)	0.88	(0-20)	MCAWW 300.0A	06/27/09	9181150
		Dilution Factor: 1					
		Analysis Time..: 11:09					
Nitrate		WO#: LFQPE1CD-MS/LFQPE1CE-MSD				MS Lot-Sample #: D9F270122-001	
	104 I	(80 - 120)			MCAWW 300.0A	06/27/09	9181151
	103 I	(80 - 120)	0.36	(0-20)	MCAWW 300.0A	06/27/09	9181151
		Dilution Factor: 1					
		Analysis Time..: 11:09					

NOTE(S):

Calculations are performed before rounding to avoid round-off errors in calculated results.

I Estimated result. Result concentration exceeds the calibration range.

N Spiked analyte recovery is outside stated control limits.

MATRIX SPIKE SAMPLE DATA REPORT

General Chemistry

Client Lot #...: 58826209 **Matrix.....:** GW
Date Sampled...: 06/26/09 11:37 **Date Received..:** 06/27/09

PARAMETER	SAMPLE AMOUNT	SPIKE AMT	MEASRD AMOUNT	UNITS	PERCNT RECVRY	RPD	METHOD	PREPARATION-ANALYSIS DATE	PREP BATCH #
Ammonia as N			WO#: LFQPE1CP-MS/LFQPE1CQ-MSD		MS Lot-Sample #: D9F270122-001				
	ND	4.00	4.34	mg/L	108		MCAWW 350.1	07/09/09	9188446
	ND	4.00	4.45 N	mg/L	111	2.5	MCAWW 350.1	07/09/09	9188446
			Dilution Factor: 1						
			Analysis Time..: 11:40						
Chloride			WO#: LFQPE1CA-MS/LFQPE1CC-MSD		MS Lot-Sample #: D9F270122-001				
	4.8	25.0	30.6	mg/L	103		MCAWW 300.0A	06/27/09	9181150
	4.8	25.0	30.3	mg/L	102	0.88	MCAWW 300.0A	06/27/09	9181150
			Dilution Factor: 1						
			Analysis Time..: 11:09						
Nitrate			WO#: LFQPE1CD-MS/LFQPE1CE-MSD		MS Lot-Sample #: D9F270122-001				
	4.9	5.00	10.1 I	mg/L	104		MCAWW 300.0A	06/27/09	9181151
	4.9	5.00	10.1 I	mg/L	103	0.36	MCAWW 300.0A	06/27/09	9181151
			Dilution Factor: 1						
			Analysis Time..: 11:09						

NOTE(S):

Calculations are performed before rounding to avoid round-off errors in calculated results.

I Estimated result. Result concentration exceeds the calibration range.

N Spiked analyte recovery is outside stated control limits.

MATRIX SPIKE SAMPLE EVALUATION REPORT

General Chemistry

Client Lot #...: 58826209 **Matrix.....:** WG
Date Sampled...: 06/30/09 10:15 **Date Received..:** 07/01/09

PARAMETER	PERCENT RECOVERY	RECOVERY LIMITS	RPD	RPD LIMITS	METHOD	PREPARATION-ANALYSIS DATE	PREP BATCH #
Chloride		WO#: LFXA41DC-MS/LFXA41DD-MSD				MS Lot-Sample #: D9G010142-001	
	103	(80 - 120)			MCAWW 300.0A	07/01/09	9183084
	102	(80 - 120)	0.28	(0-20)	MCAWW 300.0A	07/01/09	9183084
		Dilution Factor: 1					
		Analysis Time..: 14:10					
Nitrate		WO#: LFXA41C9-MS/LFXA41DA-MSD				MS Lot-Sample #: D9G010142-001	
	104	(80 - 120)			MCAWW 300.0A	07/01/09	9183083
	104	(80 - 120)	0.45	(0-20)	MCAWW 300.0A	07/01/09	9183083
		Dilution Factor: 1					
		Analysis Time..: 14:10					

NOTE(S):

Calculations are performed before rounding to avoid round-off errors in calculated results.

MATRIX SPIKE SAMPLE DATA REPORT

General Chemistry

Client Lot #...: 58826209 **Matrix.....:** WG
Date Sampled...: 06/30/09 10:15 **Date Received..:** 07/01/09

PARAMETER	SAMPLE AMOUNT	SPIKE AMT	MEASRD AMOUNT	UNITS	PERCNT RECVRY	RPD	METHOD	PREPARATION-ANALYSIS DATE	PREP BATCH #
Chloride			WO#: LFXA41DC-MS/LFXA41DD-MSD MS Lot-Sample #: D9G010142-001						
	5.8	25.0	31.5	mg/L	103		MCAWW 300.0A	07/01/09	9183084
	5.8	25.0	31.4	mg/L	102	0.28	MCAWW 300.0A	07/01/09	9183084
			Dilution Factor: 1						
			Analysis Time..: 14:10						
Nitrate			WO#: LFXA41C9-MS/LFXA41DA-MSD MS Lot-Sample #: D9G010142-001						
	1.2	5.00	6.44	mg/L	104		MCAWW 300.0A	07/01/09	9183083
	1.2	5.00	6.41	mg/L	104	0.45	MCAWW 300.0A	07/01/09	9183083
			Dilution Factor: 1						
			Analysis Time..: 14:10						

NOTE(S):

Calculations are performed before rounding to avoid round-off errors in calculated results.

MATRIX SPIKE SAMPLE EVALUATION REPORT

General Chemistry

Client Lot #...: 58826209 **Matrix.....:** WATER
Date Sampled...: 07/01/09 08:50 **Date Received..:** 07/01/09

PARAMETER	PERCENT RECOVERY	RECOVERY LIMITS	RPD	RPD LIMITS	METHOD	PREPARATION-ANALYSIS DATE	PREP BATCH #
Ammonia as N		WO#: LF0LH1CQ-MS/LF0LH1CR-MSD				MS Lot-Sample #: D9G010322-002	
	98	(90 - 110)			MCAWW 350.1	07/08/09	9189388
	98	(90 - 110)	0.20	(0-10)	MCAWW 350.1	07/08/09	9189388
		Dilution Factor: 1					
		Analysis Time..: 11:37					

NOTE(S):

Calculations are performed before rounding to avoid round-off errors in calculated results.

MATRIX SPIKE SAMPLE DATA REPORT

General Chemistry

Client Lot #...: 58826209 **Matrix.....:** WATER
Date Sampled...: 07/01/09 08:50 **Date Received..:** 07/01/09

PARAMETER	SAMPLE AMOUNT	SPIKE AMT	MEASRD AMOUNT	UNITS	PERCNT RECVRY	RPD	METHOD	PREPARATION-ANALYSIS DATE	PREP BATCH #
Ammonia as N			WO#: LF0LH1CQ-MS/LF0LH1CR-MSD				MS Lot-Sample #: D9G010322-002		
	0.089	4.00	4.02	mg/L	98		MCAWW 350.1	07/08/09	9189388
	0.089	4.00	4.02	mg/L	98	0.20	MCAWW 350.1	07/08/09	9189388
			Dilution Factor: 1						
			Analysis Time..: 11:37						

NOTE(S):

Calculations are performed before rounding to avoid round-off errors in calculated results.

SAMPLE DUPLICATE EVALUATION REPORT

General Chemistry

Client Lot #...: D9F270122 **Work Order #...:** LFQQR-SMP LFQQR-DUP **Matrix.....:** WG

Date Sampled...: 06/26/09 12:09 **Date Received..:** 06/27/09

PARAM	RESULT	DUPLICATE RESULT	UNITS	RPD	RPD LIMIT	METHOD	PREPARATION-ANALYSIS DATE	PREP BATCH #
Color						SD Lot-Sample #: D9F270122-011		
	ND	ND	No Units	0	(0-0.0)	SM20 2120B	06/29/09	9180357

Dilution Factor: 1 Analysis Time..: 10:30

SAMPLE DUPLICATE EVALUATION REPORT

General Chemistry

Client Lot #...: D9F270122 **Work Order #...:** LFQPT-SMP LFQPT-DUP **Matrix.....:** WG

Date Sampled...: 06/26/09 11:02 **Date Received..:** 06/27/09

PARAM	RESULT	DUPLICATE RESULT	UNITS	RPD	RPD LIMIT	METHOD	PREPARATION-ANALYSIS DATE	PREP BATCH #
Total Dissolved Solids						SD Lot-Sample #: D9F270122-002		
	39	39	mg/L	0.0	(0-20)	SM18 2540 C	06/30/09	9181100

Dilution Factor: 1 Analysis Time..: 13:55

SAMPLE DUPLICATE EVALUATION REPORT

General Chemistry

Client Lot #...: D9F270122 **Work Order #...:** LFQP2-SMP LFQP2-DUP **Matrix.....:** WG

Date Sampled...: 06/26/09 10:04 **Date Received..:** 06/27/09

PARAM	RESULT	DUPLICATE RESULT	UNITS	RPD	RPD LIMIT	METHOD	PREPARATION-ANALYSIS DATE	PREP BATCH #
Total Dissolved Solids						SD Lot-Sample #: D9F270122-004		
	210	220	mg/L	4.3	(0-20)	SM18 2540 C	06/30/09	9181100

Dilution Factor: 1 Analysis Time..: 13:55

SAMPLE DUPLICATE EVALUATION REPORT

General Chemistry

Client Lot #...: D9F270122 **Work Order #...:** LFQPX-SMP LFQPX-DUP **Matrix.....:** WG

Date Sampled...: 06/26/09 10:34 **Date Received..:** 06/27/09

PARAM	RESULT	DUPLICATE RESULT	UNITS	RPD	RPD LIMIT	METHOD	PREPARATION-ANALYSIS DATE	PREP BATCH #
Color						SD Lot-Sample #: D9F270122-003		
	ND	ND	No Units	0	(0-0.0)	SM20 2120B	06/30/09	9181385

Dilution Factor: 1 Analysis Time..: 09:45

SAMPLE DUPLICATE EVALUATION REPORT

General Chemistry

Client Lot #...: D9F270122 **Work Order #...:** LFXHC-SMP LFXHC-DUP **Matrix.....:** GW

Date Sampled...: 06/30/09 09:01 **Date Received..:** 07/01/09

PARAM	RESULT	DUPLICATE RESULT	UNITS	RPD	RPD LIMIT	METHOD	PREPARATION-ANALYSIS DATE	PREP BATCH #
Total Dissolved Solids						SD Lot-Sample #: D9G010142-003		
	94	91	mg/L	3.2	(0-20)	SM18 2540 C	07/02/09	9183067

Dilution Factor: 1 Analysis Time..: 12:00

SAMPLE DUPLICATE EVALUATION REPORT

General Chemistry

Client Lot #...: D9F270122 **Work Order #...:** LFXHL-SMP LFXHL-DUP **Matrix.....:** WATER

Date Sampled...: 06/30/09 06:46 **Date Received..:** 07/01/09

PARAM	RESULT	DUPLICATE RESULT	UNITS	RPD	RPD LIMIT	METHOD	PREPARATION-ANALYSIS DATE	PREP BATCH #
Total Dissolved Solids						SD Lot-Sample #: D9G010142-007		
	180	170	mg/L	2.3	(0-20)	SM18 2540 C	07/02/09	9183067
			Dilution Factor: 1			Analysis Time..: 12:00		

SAMPLE DUPLICATE EVALUATION REPORT

General Chemistry

Client Lot #...: D9F270122 **Work Order #...:** LFXJK-SMP LFXJK-DUP **Matrix.....:** GW

Date Sampled...: 06/30/09 10:15 **Date Received..:** 07/01/09

PARAM	RESULT	DUPLICATE RESULT	UNITS	RPD	RPD LIMIT	METHOD	PREPARATION-ANALYSIS DATE	PREP BATCH #
Color						SD Lot-Sample #: D9G010175-001		
	5.0	5.0	No Units	0.0	(0-0.0)	SM20 2120B	07/02/09	9183380

Dilution Factor: 1 Analysis Time..: 06:00

METHOD BLANK REPORT

TestAmerica, Inc. - Radiochemistry

Client Lot ID: 58826209
Matrix: WATER

Parameter	Result	Qual	Total Uncert. (2 σ+/-)	RL	MDC		Prep Date	Lab Sample ID / Analysis Date
GROSS A/B BY GFPC SW846 9310 MOD			**pCi/L**	**Batch #**	**9183209**	**Yld %**		**F9G020000-209B**
Gross Alpha	-0.22	U	0.44	3.00	0.0		07/02/09	07/02/09
GROSS A/B BY GFPC SW846 9310 MOD			**pCi/L**	**Batch #**	**9187146**	**Yld %**		**F9G060000-146B**
Gross Alpha	-0.15	U	0.46	3.00	0.0		07/06/09	07/07/09

NOTE(S)

Data are incomplete without the case narrative.

MDC is determined using instrument performance only
Bold results are greater than the MDC

U **Result is less than the sample detection limit.**

Laboratory Control Sample Report

TestAmerica, Inc. - Radiochemistry

Client Lot ID: 58826209
Matrix: WATER

Parameter	Spike Amount	Result	Total Uncert. (2 σ+/-)	MDC	% Yld	% Rec	Lab Sample ID / QC Control Limits
GROSS A/B BY GFPC SW846 9310 MOD		**pCi/L**	**9310 MOD**				**F9G020000-209C**
Gross Alpha	49.4	50.8	5.8	0.0		103	(80 - 140)
	Batch #:	9183209		**Analysis Date:**	07/02/09		
GROSS A/B BY GFPC SW846 9310 MOD		**pCi/L**	**9310 MOD**				**F9G060000-146C**
Gross Alpha	49.4	56.2	6.3	0.0		114	(80 - 140)
	Batch #:	9187146		**Analysis Date:**	07/07/09		

NOTE(S)

MDC is determined by instrument performance only
Calculations are performed before rounding to avoid round-off error in calculated results

Laboratory Control Sample/LCS Duplicate Report

TestAmerica, Inc. - Radiochemistry

Client Lot ID:
Matrix:

Parameter	Spike Amount	Result	Total Uncert. σ+/-)	% Yld	% Rec	QC Control Limits	Lab Sample ID Precision
Spk 2							
Batch #:			Analysis Date:				

DUPLICATE EVALUATION REPORT

TestAmerica, Inc. - Radiochemistry

Client Lot ID: 58826209
Matrix: WATER

Date Sampled: 06/26/09
Date Received: 06/27/09

Parameter	SAMPLE Result		Total Uncert. (2σ +/-)	% Yld	DUPLICATE Result		Total Uncert. (2 σ +/-)	% Yld	QC Sample ID Precision	
GROSS A/B BY GFPC SW846 9310 MOD				**pCi/L**	**9310 MOD**				**D9F270156-001**	
Gross Alpha	0.31	U	0.61		0.52	U	0.84		50	%RPD
	Batch #:		9183209 (Sample)		9183209 (Duplicate)					
GROSS A/B BY GFPC SW846 9310 MOD				**pCi/L**	**9310 MOD**				**D9G010175-001**	
Gross Alpha	**2.4**	J	**1.2**		**2.0**	J	**1.2**		18	%RPD
	Batch #:		9187146 (Sample)		9187146 (Duplicate)					

NOTE(S)

Data are incomplete without the case narrative.
Calculations are performed before rounding to avoid round-off error in calculated results

J **Result is greater than sample detection limit but less than stated reporting limit.**
U **Result is less than the sample detection limit.**

MATRIX SPIKE/MATRIX SPIKE DUPLICATE REPORT

TestAmerica, Inc. - Radiochemistry

Client Lot ID:
Matrix:

Date Sampled:
Date Received:

Parameter	Spike Amount	SPIKE Result	Total Uncert. σ+/-)	Spike Yld	SAMPLE Result	Total Uncert. σ +/-)	% Yld	QC Sample ID %Rec	QC Control Limits
Spk2									

Precision:

Batch #: **Analysis date:**

NOTE(S)

Data are incomplete without the case narrative.

Calculations are performed before rounding to avoid round-off error in calculated results

MATRIX SPIKE REPORT

TestAmerica, Inc. - Radiochemistry

Client Lot Id: D9F270156
Matrix: GW

Date Sampled: 06/26/09
Date Received: 06/27/09

Parameter	Spike Amount	Spike Result	Total Uncert. (2σ +/-)	Spike Yld.	Sample Result	Total Uncert. (2 σ +/-)	QC Sample ID %YLD	QC Sample ID %REC	QC Control Limits
GROSS A/B BY GFPC SW846 9310 MOD			**pCi/L**		**9310 MOD**			**D9F270156-001**	
Gross Alpha	49.4	51.1	5.6		0.31	0.61		103	(33 - 150)
	Batch #:	9183209		Analysis Date:		07/02/09			
GROSS A/B BY GFPC SW846 9310 MOD			**pCi/L**		**9310 MOD**			**D9G010175-001**	
Gross Alpha	49.4	44.5	5.3		2.4	1.2		85	(33 - 150)
	Batch #:	9187146		Analysis Date:		07/07/09			

NOTE(S)

Data are incomplete without the case narrative.

Calculations are performed before rounding to avoid round-off errors in calculated results.

Chain of Custody Record

4.8 AG
1.7 IRI
5.8 6/27/9

Sampler ID _____

Temperature on Receipt _____

Drinking Water? Yes ☐ No ☐

TestAmerica
THE LEADER IN ENVIRONMENTAL TESTING

TAL-4124-280 (1007)

Client	Project Manager	Date	Chain of Custody Number
WM	SHEREE GRANT	6-26-09	101324
Address	Telephone Number (Area Code)/Fax Number	Lab Number	Page 1 of 1

City	State	Zip Code	Site Contact	Lab Contact
	FL			D. Fougere

Project Name and Location (State): FL 26 VISTA

Carrier/Waybill Number:

Contract/Purchase Order/Quote No.: 58826 - A & C

Analysis (Attach list if more space is needed)

Sample I.D. No. and Description (Containers for each sample may be combined on one line)	Date	Time	Matrix: Air	Aqueous	Sed.	Soil	Containers & Preservatives: Unpres.	H2SO4	HNO3	HCl	NaOH	ZnAc/NaOH	Na2S2O3	Total Metals	ICNO3, Cl	NH3	8260B	504.1	TDS / COLOR	GROSS ALPHA*		** DISSOLVED METALS				Special Instructions/ Conditions of Receipt
MW-04B	6-26	1137		x			1	1	2	3			3	1	1	1	3	3	✓	1						* GROSS ALPHA
MW-05A	6-26	1102		x			1	1	2	3			3	1	1	1	3	3	✓	1						SUBBED TO
MW-05B	6-26	1034		x			1	1	2	3			3	1	1	1	3	3	✓	1						TA ST. LOUIS
MW-07A	6-26	1004		x			1	1	2	3			3	1	1	1	3	3	✓	1						
MW-07B	6-26	0933		x			1	1	2	3			3	1	1	1	3	3	✓	1						** DISSOLVED METALS
MW-01A	6-26	0902		x			1	1	2	3			3	1	1	1	3	3	✓	1						ANALYZE DISS. METAL
~~MW-01B~~ MW-01B	6-26	0830		x			1	1	2	3			3	1	1	1	3	3	✓	1						FOR DETECTED METAL
MW-FL3	6-26	0745		x			1	1	3	3			3	1	1	1	3	3	✓	1		1				ONLY.
MW-03B	6-26	1310		x			1	1	2	3			3	1	1	1	3	3	✓	1						
MW-FL1	6-26	1344		x			1	1	3	3			3	1	1	1	3	3	✓	1		1				
MW-04A	6-26	1209		x			1	1	2	3			3	1	1	1	3	3	✓	1						
TRIP	6-26	—		x						✓							✓									

Possible Hazard Identification: ☐ Non-Hazard ☐ Flammable ☐ Skin Irritant ☐ Poison B ☐ Unknown

Sample Disposal: ☐ Return To Client ☐ Disposal By Lab ☐ Archive For _____ Months (A fee may be assessed if samples are retained longer than 1 month)

Turn Around Time Required: ☐ 24 Hours ☐ 48 Hours ☐ 7 Days ☐ 14 Days ☐ 21 Days ☐ Other _____

QC Requirements (Specify):

	Date	Time		Date	Time
1. Relinquished By [signature]	6-26-09	1600	1. Received By Corinne Kirin	6.27.09	0825
2. Relinquished By			2. Received By		
3. Relinquished By			3. Received By		

Comments

DISTRIBUTION: WHITE - Returned to Client with Report; CANARY - Stays with the Sample; PINK - Field Copy

Chain of Custody Record

3,4 IRI
2.6 07/1/9

Sampler ID _____
Temperature on Receipt _____
Drinking Water? Yes ☐ No ☐

TestAmerica
THE LEADER IN ENVIRONMENTAL TESTING

TAL-4124-280 (1007)

Client	Project Manager	Date	Chain of Custody Number
WM	SHEREE GRANT	6-30-09	101321
Address	**Telephone Number (Area Code)/Fax Number**	**Lab Number**	**Page** 1 of 1
City / **State** FL / **Zip Code**	**Site Contact**	**Lab Contact** D. Fougere	
Project Name and Location (State) FL26 VISTA	**Carrier/Waybill Number**		
Contract/Purchase Order/Quote No. 58826-A&C			

Sample I.D. No. and Description (Containers for each sample may be combined on one line)	Date	Time	Matrix: Air	Aqueous	Sed.	Soil	Containers & Preservatives: Unpres.	H2SO4	HNO3	HCl	NaOH	ZnAc/NaOH	NH4Ho	Analysis: TOTAL METALS	ICNO3, Cl	NH3	8260B	504.1	TDS / COLOR	GROSS ALPHA*	Special Instructions/ Conditions of Receipt
MW-08R	6-30	1015		X			1	1	2	3			3	1	1	1	3	3	✓	1	*GROSS ALPHA
MW-03A	6-30	0936		X			1	1	2	3			3	1	1	1	3	3	✓	1	SUBBED TO
MW-02B	6-30	0901		X			1	1	2	3			3	1	1	1	3	3	✓	1	TA ST. LOUIS
MW-02AR	6-30	0826		X			1	1	2	3			3	1	1	1	3	3	✓	1	
MW-FL2R	6-30	0755		X			1	1	2	3			3	1	1	1	3	3	✓	1	
MW-06AR	6-30	0717		X			1	1	2	3			3	1	1	1	3	3	✓	1	
MW-06BR	6-30	0646		X			1	1	2	3			3	1	1	1	3	3	✓	1	
EB	6-30	1040		X			1	1	2	3			3	1	1	1	3	3	✓	1	
FB	6-30	1100		X			1	1	2	3			3	1	1	1	3	3	✓	1	
TRIP	6-30	—		X						✓							✓				
MW-01B	6-30	1140		X			1		1						1				✓	1	(RE-SAMPLE)

Possible Hazard Identification
☐ Non-Hazard ☐ Flammable ☐ Skin Irritant ☐ Poison B ☐ Unknown

Sample Disposal
☐ Return To Client ☐ Disposal By Lab ☐ Archive For _____ Months
(A fee may be assessed if samples are retained longer than 1 month)

Turn Around Time Required
☐ 24 Hours ☐ 48 Hours ☐ 7 Days ☐ 14 Days ☐ 21 Days ☐ Other _____

QC Requirements (Specify)

	Date	Time		Date	Time
1. Relinquished By	6-30-09	1600	1. Received By	7/1/9	0900
2. Relinquished By			2. Received By		
3. Relinquished By			3. Received By		

Comments

DISTRIBUTION: WHITE - Returned to Client with Report; CANARY - Stays with the Sample; PINK - Field Copy

PART III ANALYTICAL RESULTS

Facility GMS#: _____ Sampling Date/Time: 6/26/2009 /11:37:00AM

Test Site ID#: 19342 Report Period 2009 / 2

WACS#: 87081 year / qtr

Well Name: MW-4B Well Purged (Y/N): Y

Classification of Groundwater: GII Well Type: ( ) Background

( ) Detection

(X) Compliance

Groundwater Elevation (NGVD): _____ ( ) Other

or (MSL): 53.69

Storet Code	Parameter Monitored	Sampling Method	Filtered Y/N	Analysis Method	Analysis Date/Time	Analysis Results/Units	Detection Limit/Units
01105	Aluminum	BP	N	6010	07/01/09 20:17	180 ug/L	100 ug/L
01097	Antimony	BP	N	6020	07/03/09 06:06	0.21 ug/L	2.0 ug/L
01002	Arsenic	BP	N	6020	07/03/09 06:06	0.25 ug/L	5.0 ug/L
01007	Barium	BP	N	6010	07/01/09 20:17	20 ug/L	10 ug/L
01012	Beryllium	BP	N	6020	07/03/09 06:06	< 1.0 ug/L	1.0 ug/L
01027	Cadmium	BP	N	6010	07/01/09 20:17	< 5.0 ug/L	5.0 ug/L
01034	Chromium	BP	N	6010	07/01/09 20:17	< 10 ug/L	10 ug/L
01037	Cobalt	BP	N	6010	07/01/09 20:17	< 10 ug/L	10 ug/L
01042	Copper	BP	N	6010	07/01/09 20:17	< 15 ug/L	15 ug/L
01045	Iron	BP	N	6010	07/02/09 15:46	73 ug/L	100 ug/L
01051	Lead	BP	N	6010	07/01/09 20:17	< 9.0 ug/L	9.0 ug/L
01055	Manganese	BP	N	6010	07/01/09 20:17	9.6 ug/L	10 ug/L
71900	Mercury	BP	N	7470	06/29/09 17:59	0.085 ug/L	0.20 ug/L
01067	Nickel	BP	N	6010	07/01/09 20:17	2.7 ug/L	40 ug/L
01147	Selenium	BP	N	6010	07/01/09 20:17	< 15 ug/L	15 ug/L
01077	Silver	BP	N	6010	07/01/09 20:17	< 10 ug/L	10 ug/L
00929	Sodium	BP	N	6010	07/01/09 20:17	2.8 mg/L	1 mg/L
01059	Thallium	BP	N	6020	07/03/09 06:06	< 1.0 ug/L	1.0 ug/L
01087	Vanadium	BP	N	6010	07/01/09 20:17	< 10 ug/L	10 ug/L
01092	Zinc	BP	N	6010	07/01/09 20:17	8.9 ug/L	20 ug/L
00610	Ammonia as N	BP	N	350.1	07/09/09 11:40	< 0.10 mg/L	0.10 mg/L
00940	Chloride	BP	N	300.0	06/27/09 10:52	4.8 mg/L	3.0 mg/L
000081	Color	BP	N	2120B	06/30/09 09:45	ND Std	5.0 Std
000094	Field Conductivity	BP	N	120.1	06/26/09 11:37	65 umhos/cm	1 umhos/cm
000299	Field Dissolved Oxygen	BP	N	360.1	06/26/09 11:37	1.9 mg/L	0.5 mg/L
000406	Field pH	BP	N	150.1	06/26/09 11:37	5.70 Std	0.1 Std
00010	Field Temperature	BP	N	170.1	06/26/09 11:37	25.4 deg C	--
82078	Field Turbidity	BP	N	180.1	06/26/09 11:37	2.5 NTU	0.5 NTU
082545	Groundwater Elevation	BP	N	DEP-SOP	06/26/09 11:37	53.69 ft	--
00620	Nitrate	BP	N	300.0	06/27/09 10:52	4.9 mg/L	0.50 mg/L
070300	Total Dissolved Solids	BP	N	160.1	06/30/09 13:55	57 mg/L	10 mg/L
038437	1,2-Dibromo-3-chloropropane (DBCP)	BP	N	504.1 (Drinkin	06/29/09 15:12	< 0.020 ug/L	0.020 ug/L

PART III ANALYTICAL RESULTS

Facility GMS#: _____ Sampling Date/Time: 6/26/2009 /11:37:00AM

Test Site ID#: 19342 Report Period 2009 / 2

WACS#: 87081 year / qtr

Well Name: MW-4B Well Purged (Y/N): Y

Classification of Groundwater: GII Well Type: ( ) Background

( ) Detection

Groundwater Elevation (NGVD): _____ (X) Compliance

or (MSL): 53.69 ( ) Other

Storet Code	Parameter Monitored	Sampling Method	Filtered Y/N	Analysis Method	Analysis Date/Time	Analysis Results/Units	Detection Limit/Units
77651	1,2-Dibromoethane (EDB)	BP	N	504.1 (Drinkin	06/29/09 15:12	< 0.020 ug/L	0.020 ug/L
77562	1,1,1,2-Tetrachloroethane	BP	N	8260	07/06/09 15:39	< 1.0 ug/L	1.0 ug/L
34506	1,1,1-Trichloroethane	BP	N	8260	07/06/09 15:39	< 1.0 ug/L	1.0 ug/L
34516	1,1,2,2-Tetrachloroethane	BP	N	8260	07/06/09 15:39	< 1.0 ug/L	1.0 ug/L
34511	1,1,2-Trichloroethane	BP	N	8260	07/06/09 15:39	< 1.0 ug/L	1.0 ug/L
34496	1,1-Dichloroethane	BP	N	8260	07/06/09 15:39	< 1.0 ug/L	1.0 ug/L
34501	1,1-Dichloroethene	BP	N	8260	07/06/09 15:39	< 1.0 ug/L	1.0 ug/L
77443	1,2,3-Trichloropropane	BP	N	8260	07/06/09 15:39	< 2.5 ug/L	2.5 ug/L
34536	1,2-Dichlorobenzene	BP	N	8260	07/06/09 15:39	< 1.0 ug/L	1.0 ug/L
34531	1,2-Dichloroethane	BP	N	8260	07/06/09 15:39	< 1.0 ug/L	1.0 ug/L
34541	1,2-Dichloropropane	BP	N	8260	07/06/09 15:39	< 1.0 ug/L	1.0 ug/L
34571	1,4-Dichlorobenzene	BP	N	8260	07/06/09 15:39	< 1.0 ug/L	1.0 ug/L
81595	2-Butanone (MEK)	BP	N	8260	07/06/09 15:39	< 6.0 ug/L	6.0 ug/L
077103	2-Hexanone	BP	N	8260	07/06/09 15:39	< 5.0 ug/L	5.0 ug/L
81596	4-Methyl-2-pentanone	BP	N	8260	07/06/09 15:39	< 5.0 ug/L	5.0 ug/L
81552	Acetone	BP	N	8260	07/06/09 15:39	< 10 ug/L	10 ug/L
34215	Acrylonitrile	BP	N	8260	07/06/09 15:39	< 20 ug/L	20 ug/L
34030	Benzene	BP	N	8260	07/06/09 15:39	< 1.0 ug/L	1.0 ug/L
073085	Bromochloromethane	BP	N	8260	07/06/09 15:39	< 1.0 ug/L	1.0 ug/L
32101	Bromodichloromethane	BP	N	8260	07/06/09 15:39	< 1.0 ug/L	1.0 ug/L
32104	Bromoform	BP	N	8260	07/06/09 15:39	< 1.0 ug/L	1.0 ug/L
34413	Bromomethane	BP	N	8260	07/06/09 15:39	< 2.0 ug/L	2.0 ug/L
077041	Carbon disulfide	BP	N	8260	07/06/09 15:39	< 2.0 ug/L	2.0 ug/L
32102	Carbon tetrachloride	BP	N	8260	07/06/09 15:39	< 1.0 ug/L	1.0 ug/L
34301	Chlorobenzene	BP	N	8260	07/06/09 15:39	< 1.0 ug/L	1.0 ug/L
34311	Chloroethane	BP	N	8260	07/06/09 15:39	< 2.0 ug/L	2.0 ug/L
32106	Chloroform	BP	N	8260	07/06/09 15:39	< 1.0 ug/L	1.0 ug/L
34418	Chloromethane	BP	N	8260	07/06/09 15:39	< 2.0 ug/L	2.0 ug/L
77093	cis-1,2-Dichloroethene	BP	N	8260	07/06/09 15:39	< 1.0 ug/L	1.0 ug/L
34704	cis-1,3-Dichloropropene	BP	N	8260	07/06/09 15:39	< 1.0 ug/L	1.0 ug/L
32105	Dibromochloromethane	BP	N	8260	07/06/09 15:39	< 1.0 ug/L	1.0 ug/L
77596	Dibromomethane	BP	N	8260	07/06/09 15:39	< 1.0 ug/L	1.0 ug/L

PART III ANALYTICAL RESULTS

Facility GMS#: _____ Sampling Date/Time: 6/26/2009 /11:37:00AM

Test Site ID#: 19342 Report Period 2009 / 2

WACS#: 87081 year / qtr

Well Name: MW-4B Well Purged (Y/N): Y

Classification of Groundwater: GII Well Type: ( ) Background

( ) Detection

Groundwater Elevation (NGVD): _____ (X) Compliance

or (MSL): 53.69 ( ) Other

Storet Code	Parameter Monitored	Sampling Method	Filtered Y/N	Analysis Method	Analysis Date/Time	Analysis Results/Units	Detection Limit/Units
34371	Ethylbenzene	BP	N	8260	07/06/09 15:39	< 1.0 ug/L	1.0 ug/L
77424	Iodomethane	BP	N	8260	07/06/09 15:39	< 1.0 ug/L	1.0 ug/L
34423	Methylene chloride	BP	N	8260	07/06/09 15:39	< 5.0 ug/L	5.0 ug/L
77128	Styrene	BP	N	8260	07/06/09 15:39	< 1.0 ug/L	1.0 ug/L
34475	Tetrachloroethene	BP	N	8260	07/06/09 15:39	< 1.0 ug/L	1.0 ug/L
78131	Toluene	BP	N	8260	07/06/09 15:39	< 1.0 ug/L	1.0 ug/L
34546	trans-1,2-Dichloroethene	BP	N	8260	07/06/09 15:39	< 1.0 ug/L	1.0 ug/L
34699	trans-1,3-Dichloropropene	BP	N	8260	07/06/09 15:39	< 3.0 ug/L	3.0 ug/L
049263	trans-1,4-Dichloro-2-butene	BP	N	8260	07/06/09 15:39	< 3.0 ug/L	3.0 ug/L
39180	Trichloroethene	BP	N	8260	07/06/09 15:39	< 1.0 ug/L	1.0 ug/L
34488	Trichlorofluoromethane	BP	N	8260	07/06/09 15:39	< 2.0 ug/L	2.0 ug/L
77057	Vinyl acetate	BP	N	8260	07/06/09 15:39	< 3.0 ug/L	3.0 ug/L
39175	Vinyl chloride	BP	N	8260	07/06/09 15:39	< 1.0 ug/L	1.0 ug/L
81551	Xylenes (total)	BP	N	8260	07/06/09 15:39	< 2.0 ug/L	2.0 ug/L

PART III ANALYTICAL RESULTS

Facility GMS#: _____ Sampling Date/Time: 6/26/2009 /11:02:00AM

Test Site ID#: 19343 Report Period 2009 / 2

WACS#: 87081 year / qtr

Well Name: MW-5A Well Purged (Y/N): Y

Classification of Groundwater: GII Well Type: ( ) Background

( ) Detection

Groundwater Elevation (NGVD): _____ (X) Compliance

or (MSL): 55.23 ( ) Other

Storet Code	Parameter Monitored	Sampling Method	Filtered Y/N	Analysis Method	Analysis Date/Time	Analysis Results/Units	Detection Limit/Units
01105	Aluminum	BP	N	6010	07/01/09 20:20	140 ug/L	100 ug/L
01097	Antimony	BP	N	6020	07/06/09 20:17	< 2.0 ug/L	2.0 ug/L
01002	Arsenic	BP	N	6020	07/06/09 20:17	< 5.0 ug/L	5.0 ug/L
01007	Barium	BP	N	6010	07/01/09 20:20	32 ug/L	10 ug/L
01012	Beryllium	BP	N	6020	07/06/09 20:17	0.14 ug/L	1.0 ug/L
01027	Cadmium	BP	N	6010	07/01/09 20:20	< 5.0 ug/L	5.0 ug/L
01034	Chromium	BP	N	6010	07/01/09 20:20	0.86 ug/L	10 ug/L
01037	Cobalt	BP	N	6010	07/01/09 20:20	< 10 ug/L	10 ug/L
01042	Copper	BP	N	6010	07/01/09 20:20	< 15 ug/L	15 ug/L
01045	Iron	BP	N	6010	07/02/09 15:48	< 100 ug/L	100 ug/L
01051	Lead	BP	N	6010	07/01/09 20:20	< 9.0 ug/L	9.0 ug/L
01055	Manganese	BP	N	6010	07/01/09 20:20	22 ug/L	10 ug/L
71900	Mercury	BP	N	7470	06/29/09 18:06	0.058 ug/L	0.20 ug/L
01067	Nickel	BP	N	6010	07/01/09 20:20	< 40 ug/L	40 ug/L
01147	Selenium	BP	N	6010	07/01/09 20:20	< 15 ug/L	15 ug/L
01077	Silver	BP	N	6010	07/01/09 20:20	< 10 ug/L	10 ug/L
00929	Sodium	BP	N	6010	07/01/09 20:20	1.5 mg/L	1 mg/L
01059	Thallium	BP	N	6020	07/06/09 20:17	0.043 ug/L	1.0 ug/L
01087	Vanadium	BP	N	6010	07/01/09 20:20	< 10 ug/L	10 ug/L
01092	Zinc	BP	N	6010	07/01/09 20:20	47 ug/L	20 ug/L
00610	Ammonia as N	BP	N	350.1	07/09/09 11:40	< 0.10 mg/L	0.10 mg/L
00940	Chloride	BP	N	300.0	06/27/09 11:43	2.2 mg/L	3.0 mg/L
000081	Color	BP	N	2120B	06/30/09 09:45	ND Std	5.0 Std
000094	Field Conductivity	BP	N	120.1	06/26/09 11:02	56 umhos/cm	1 umhos/cm
000299	Field Dissolved Oxygen	BP	N	360.1	06/26/09 11:02	1.4 mg/L	0.5 mg/L
000406	Field pH	BP	N	150.1	06/26/09 11:02	4.56 Std	0.1 Std
00010	Field Temperature	BP	N	170.1	06/26/09 11:02	24.9 deg C	--
82078	Field Turbidity	BP	N	180.1	06/26/09 11:02	4.7 NTU	0.5 NTU
082545	Groundwater Elevation	BP	N	DEP-SOP	06/26/09 11:02	55.23 ft	--
00620	Nitrate	BP	N	300.0	06/27/09 11:43	2.0 mg/L	0.50 mg/L
070300	Total Dissolved Solids	BP	N	160.1	06/30/09 13:55	39 mg/L	10 mg/L
038437	1,2-Dibromo-3-chloropropane (DBCP)	BP	N	504.1 (Drinkin	06/29/09 15:32	< 0.020 ug/L	0.020 ug/L

PART III ANALYTICAL RESULTS

Facility GMS#: _____ Sampling Date/Time: 6/26/2009 /11:02:00AM

Test Site ID#: 19343 Report Period 2009 / 2

WACS#: 87081 year / qtr

Well Name: MW-5A Well Purged (Y/N): Y

Classification of Groundwater: GII Well Type: ( ) Background

( ) Detection

Groundwater Elevation (NGVD): _____ (X) Compliance

or (MSL): 55.23 ( ) Other

Storet Code	Parameter Monitored	Sampling Method	Filtered Y/N	Analysis Method	Analysis Date/Time		Analysis Results/Units	Detection Limit/Units
77651	1,2-Dibromoethane (EDB)	BP	N	504.1 (Drinkin	06/29/09	15:32	< 0.020 ug/L	0.020 ug/L
77562	1,1,1,2-Tetrachloroethane	BP	N	8260	07/06/09	16:39	< 1.0 ug/L	1.0 ug/L
34506	1,1,1-Trichloroethane	BP	N	8260	07/06/09	16:39	< 1.0 ug/L	1.0 ug/L
34516	1,1,2,2-Tetrachloroethane	BP	N	8260	07/06/09	16:39	< 1.0 ug/L	1.0 ug/L
34511	1,1,2-Trichloroethane	BP	N	8260	07/06/09	16:39	< 1.0 ug/L	1.0 ug/L
34496	1,1-Dichloroethane	BP	N	8260	07/06/09	16:39	< 1.0 ug/L	1.0 ug/L
34501	1,1-Dichloroethene	BP	N	8260	07/06/09	16:39	< 1.0 ug/L	1.0 ug/L
77443	1,2,3-Trichloropropane	BP	N	8260	07/06/09	16:39	< 2.5 ug/L	2.5 ug/L
34536	1,2-Dichlorobenzene	BP	N	8260	07/06/09	16:39	< 1.0 ug/L	1.0 ug/L
34531	1,2-Dichloroethane	BP	N	8260	07/06/09	16:39	< 1.0 ug/L	1.0 ug/L
34541	1,2-Dichloropropane	BP	N	8260	07/06/09	16:39	< 1.0 ug/L	1.0 ug/L
34571	1,4-Dichlorobenzene	BP	N	8260	07/06/09	16:39	< 1.0 ug/L	1.0 ug/L
81595	2-Butanone (MEK)	BP	N	8260	07/06/09	16:39	< 6.0 ug/L	6.0 ug/L
077103	2-Hexanone	BP	N	8260	07/06/09	16:39	< 5.0 ug/L	5.0 ug/L
81596	4-Methyl-2-pentanone	BP	N	8260	07/06/09	16:39	< 5.0 ug/L	5.0 ug/L
81552	Acetone	BP	N	8260	07/06/09	16:39	< 10 ug/L	10 ug/L
34215	Acrylonitrile	BP	N	8260	07/06/09	16:39	< 20 ug/L	20 ug/L
34030	Benzene	BP	N	8260	07/06/09	16:39	< 1.0 ug/L	1.0 ug/L
073085	Bromochloromethane	BP	N	8260	07/06/09	16:39	< 1.0 ug/L	1.0 ug/L
32101	Bromodichloromethane	BP	N	8260	07/06/09	16:39	< 1.0 ug/L	1.0 ug/L
32104	Bromoform	BP	N	8260	07/06/09	16:39	< 1.0 ug/L	1.0 ug/L
34413	Bromomethane	BP	N	8260	07/06/09	16:39	< 2.0 ug/L	2.0 ug/L
077041	Carbon disulfide	BP	N	8260	07/06/09	16:39	< 2.0 ug/L	2.0 ug/L
32102	Carbon tetrachloride	BP	N	8260	07/06/09	16:39	< 1.0 ug/L	1.0 ug/L
34301	Chlorobenzene	BP	N	8260	07/06/09	16:39	< 1.0 ug/L	1.0 ug/L
34311	Chloroethane	BP	N	8260	07/06/09	16:39	< 2.0 ug/L	2.0 ug/L
32106	Chloroform	BP	N	8260	07/06/09	16:39	< 1.0 ug/L	1.0 ug/L
34418	Chloromethane	BP	N	8260	07/06/09	16:39	< 2.0 ug/L	2.0 ug/L
77093	cis-1,2-Dichloroethene	BP	N	8260	07/06/09	16:39	< 1.0 ug/L	1.0 ug/L
34704	cis-1,3-Dichloropropene	BP	N	8260	07/06/09	16:39	< 1.0 ug/L	1.0 ug/L
32105	Dibromochloromethane	BP	N	8260	07/06/09	16:39	< 1.0 ug/L	1.0 ug/L
77596	Dibromomethane	BP	N	8260	07/06/09	16:39	< 1.0 ug/L	1.0 ug/L

PART III ANALYTICAL RESULTS

Facility GMS#: _____ Sampling Date/Time: 6/26/2009 /11:02:00AM

Test Site ID#: 19343 Report Period 2009 / 2

WACS#: 87081 year / qtr

Well Name: MW-5A Well Purged (Y/N): Y

Classification of Groundwater: GII Well Type: ( ) Background

( ) Detection

Groundwater Elevation (NGVD): _____ (X) Compliance

or (MSL): 55.23 ( ) Other

Storet Code	Parameter Monitored	Sampling Method	Filtered Y/N	Analysis Method	Analysis Date/Time	Analysis Results/Units	Detection Limit/Units
34371	Ethylbenzene	BP	N	8260	07/06/09 16:39	< 1.0 ug/L	1.0 ug/L
77424	Iodomethane	BP	N	8260	07/06/09 16:39	< 1.0 ug/L	1.0 ug/L
34423	Methylene chloride	BP	N	8260	07/06/09 16:39	< 5.0 ug/L	5.0 ug/L
77128	Styrene	BP	N	8260	07/06/09 16:39	< 1.0 ug/L	1.0 ug/L
34475	Tetrachloroethene	BP	N	8260	07/06/09 16:39	< 1.0 ug/L	1.0 ug/L
78131	Toluene	BP	N	8260	07/06/09 16:39	< 1.0 ug/L	1.0 ug/L
34546	trans-1,2-Dichloroethene	BP	N	8260	07/06/09 16:39	< 1.0 ug/L	1.0 ug/L
34699	trans-1,3-Dichloropropene	BP	N	8260	07/06/09 16:39	< 3.0 ug/L	3.0 ug/L
049263	trans-1,4-Dichloro-2-butene	BP	N	8260	07/06/09 16:39	< 3.0 ug/L	3.0 ug/L
39180	Trichloroethene	BP	N	8260	07/06/09 16:39	< 1.0 ug/L	1.0 ug/L
34488	Trichlorofluoromethane	BP	N	8260	07/06/09 16:39	< 2.0 ug/L	2.0 ug/L
77057	Vinyl acetate	BP	N	8260	07/06/09 16:39	< 3.0 ug/L	3.0 ug/L
39175	Vinyl chloride	BP	N	8260	07/06/09 16:39	< 1.0 ug/L	1.0 ug/L
81551	Xylenes (total)	BP	N	8260	07/06/09 16:39	< 2.0 ug/L	2.0 ug/L

PART III ANALYTICAL RESULTS

Facility GMS#: _____ Sampling Date/Time: 6/26/2009 /10:34:00AM

Test Site ID#: 19344 Report Period 2009 / 2

WACS#: 87081 year / qtr

Well Name: MW-5B Well Purged (Y/N): Y

Classification of Groundwater: GII Well Type: ( ) Background

( ) Detection

(X) Compliance

Groundwater Elevation (NGVD): _____ ( ) Other

or (MSL): 53.17

Storet Code	Parameter Monitored	Sampling Method	Filtered Y/N	Analysis Method	Analysis Date/Time	Analysis Results/Units	Detection Limit/Units
01105	Aluminum	BP	N	6010	07/01/09 20:23	2400 ug/L	100 ug/L
01097	Antimony	BP	N	6020	07/06/09 20:20	0.22 ug/L	2.0 ug/L
01002	Arsenic	BP	N	6020	07/06/09 20:20	8.8 ug/L	5.0 ug/L
01007	Barium	BP	N	6010	07/01/09 20:23	29 ug/L	10 ug/L
01012	Beryllium	BP	N	6020	07/06/09 20:20	< 1.0 ug/L	1.0 ug/L
01027	Cadmium	BP	N	6010	07/01/09 20:23	0.45 ug/L	5.0 ug/L
01034	Chromium	BP	N	6010	07/01/09 20:23	5.6 ug/L	10 ug/L
01037	Cobalt	BP	N	6010	07/01/09 20:23	< 10 ug/L	10 ug/L
01042	Copper	BP	N	6010	07/01/09 20:23	< 15 ug/L	15 ug/L
01045	Iron	BP	N	6010	07/02/09 15:51	870 ug/L	100 ug/L
01051	Lead	BP	N	6010	07/01/09 20:23	< 9.0 ug/L	9.0 ug/L
01055	Manganese	BP	N	6010	07/01/09 20:23	15 ug/L	10 ug/L
71900	Mercury	BP	N	7470	06/29/09 18:08	0.037 ug/L	0.20 ug/L
01067	Nickel	BP	N	6010	07/01/09 20:23	2.4 ug/L	40 ug/L
01147	Selenium	BP	N	6010	07/01/09 20:23	< 15 ug/L	15 ug/L
01077	Silver	BP	N	6010	07/01/09 20:23	< 10 ug/L	10 ug/L
00929	Sodium	BP	N	6010	07/01/09 20:23	3.8 mg/L	1 mg/L
01059	Thallium	BP	N	6020	07/06/09 20:20	0.097 ug/L	1.0 ug/L
01087	Vanadium	BP	N	6010	07/01/09 20:23	4.8 ug/L	10 ug/L
01092	Zinc	BP	N	6010	07/01/09 20:23	9.5 ug/L	20 ug/L
00610	Ammonia as N	BP	N	350.1	07/09/09 11:40	< 0.10 mg/L	0.10 mg/L
00940	Chloride	BP	N	300.0	06/27/09 11:59	7.3 mg/L	3.0 mg/L
000081	Color	BP	N	2120B	06/30/09 09:45	ND Std	5.0 Std
000094	Field Conductivity	BP	N	120.1	06/26/09 10:34	209 umhos/cm	1 umhos/cm
000299	Field Dissolved Oxygen	BP	N	360.1	06/26/09 10:34	1.0 mg/L	0.5 mg/L
000406	Field pH	BP	N	150.1	06/26/09 10:34	7.55 Std	0.1 Std
00010	Field Temperature	BP	N	170.1	06/26/09 10:34	24.8 deg C	--
82078	Field Turbidity	BP	N	180.1	06/26/09 10:34	3.9 NTU	0.5 NTU
082545	Groundwater Elevation	BP	N	DEP-SOP	06/26/09 10:34	53.17 ft	--
00620	Nitrate	BP	N	300.0	06/27/09 11:59	0.55 mg/L	0.50 mg/L
070300	Total Dissolved Solids	BP	N	160.1	06/30/09 13:55	120 mg/L	10 mg/L
038437	1,2-Dibromo-3-chloropropane (DBCP)	BP	N	504.1 (Drinkin	06/29/09 15:52	< 0.020 ug/L	0.020 ug/L

PART III ANALYTICAL RESULTS

Facility GMS#: _____ Sampling Date/Time: 6/26/2009 /10:34:00AM

Test Site ID#: 19344 Report Period 2009 / 2

WACS#: 87081 year / qtr

Well Name: MW-5B Well Purged (Y/N): Y

Classification of Groundwater: GII Well Type: ( ) Background

( ) Detection

Groundwater Elevation (NGVD): _____ (X) Compliance

or (MSL): 53.17 ( ) Other

Storet Code	Parameter Monitored	Sampling Method	Filtered Y/N	Analysis Method	Analysis Date/Time	Analysis Results/Units	Detection Limit/Units
77651	1,2-Dibromoethane (EDB)	BP	N	504.1 (Drinkin	06/29/09 15:52	< 0.020 ug/L	0.020 ug/L
77562	1,1,1,2-Tetrachloroethane	BP	N	8260	07/06/09 16:58	< 1.0 ug/L	1.0 ug/L
34506	1,1,1-Trichloroethane	BP	N	8260	07/06/09 16:58	< 1.0 ug/L	1.0 ug/L
34516	1,1,2,2-Tetrachloroethane	BP	N	8260	07/06/09 16:58	< 1.0 ug/L	1.0 ug/L
34511	1,1,2-Trichloroethane	BP	N	8260	07/06/09 16:58	< 1.0 ug/L	1.0 ug/L
34496	1,1-Dichloroethane	BP	N	8260	07/06/09 16:58	< 1.0 ug/L	1.0 ug/L
34501	1,1-Dichloroethene	BP	N	8260	07/06/09 16:58	< 1.0 ug/L	1.0 ug/L
77443	1,2,3-Trichloropropane	BP	N	8260	07/06/09 16:58	< 2.5 ug/L	2.5 ug/L
34536	1,2-Dichlorobenzene	BP	N	8260	07/06/09 16:58	< 1.0 ug/L	1.0 ug/L
34531	1,2-Dichloroethane	BP	N	8260	07/06/09 16:58	< 1.0 ug/L	1.0 ug/L
34541	1,2-Dichloropropane	BP	N	8260	07/06/09 16:58	< 1.0 ug/L	1.0 ug/L
34571	1,4-Dichlorobenzene	BP	N	8260	07/06/09 16:58	< 1.0 ug/L	1.0 ug/L
81595	2-Butanone (MEK)	BP	N	8260	07/06/09 16:58	< 6.0 ug/L	6.0 ug/L
077103	2-Hexanone	BP	N	8260	07/06/09 16:58	< 5.0 ug/L	5.0 ug/L
81596	4-Methyl-2-pentanone	BP	N	8260	07/06/09 16:58	< 5.0 ug/L	5.0 ug/L
81552	Acetone	BP	N	8260	07/06/09 16:58	< 10 ug/L	10 ug/L
34215	Acrylonitrile	BP	N	8260	07/06/09 16:58	< 20 ug/L	20 ug/L
34030	Benzene	BP	N	8260	07/06/09 16:58	< 1.0 ug/L	1.0 ug/L
073085	Bromochloromethane	BP	N	8260	07/06/09 16:58	< 1.0 ug/L	1.0 ug/L
32101	Bromodichloromethane	BP	N	8260	07/06/09 16:58	< 1.0 ug/L	1.0 ug/L
32104	Bromoform	BP	N	8260	07/06/09 16:58	< 1.0 ug/L	1.0 ug/L
34413	Bromomethane	BP	N	8260	07/06/09 16:58	< 2.0 ug/L	2.0 ug/L
077041	Carbon disulfide	BP	N	8260	07/06/09 16:58	< 2.0 ug/L	2.0 ug/L
32102	Carbon tetrachloride	BP	N	8260	07/06/09 16:58	< 1.0 ug/L	1.0 ug/L
34301	Chlorobenzene	BP	N	8260	07/06/09 16:58	< 1.0 ug/L	1.0 ug/L
34311	Chloroethane	BP	N	8260	07/06/09 16:58	< 2.0 ug/L	2.0 ug/L
32106	Chloroform	BP	N	8260	07/06/09 16:58	< 1.0 ug/L	1.0 ug/L
34418	Chloromethane	BP	N	8260	07/06/09 16:58	< 2.0 ug/L	2.0 ug/L
77093	cis-1,2-Dichloroethene	BP	N	8260	07/06/09 16:58	< 1.0 ug/L	1.0 ug/L
34704	cis-1,3-Dichloropropene	BP	N	8260	07/06/09 16:58	< 1.0 ug/L	1.0 ug/L
32105	Dibromochloromethane	BP	N	8260	07/06/09 16:58	< 1.0 ug/L	1.0 ug/L
77596	Dibromomethane	BP	N	8260	07/06/09 16:58	< 1.0 ug/L	1.0 ug/L

PART III ANALYTICAL RESULTS

Facility GMS#: _____ Sampling Date/Time: 6/26/2009 /10:34:00AM

Test Site ID#: 19344 Report Period 2009 / 2

WACS#: 87081 year / qtr

Well Name: MW-5B Well Purged (Y/N): Y

Classification of Groundwater: GII Well Type: ( ) Background

( ) Detection

Groundwater Elevation (NGVD): _____ (X) Compliance

or (MSL): 53.17 ( ) Other

Storet Code	Parameter Monitored	Sampling Method	Filtered Y/N	Analysis Method	Analysis Date/Time	Analysis Results/Units	Detection Limit/Units
34371	Ethylbenzene	BP	N	8260	07/06/09 16:58	< 1.0 ug/L	1.0 ug/L
77424	Iodomethane	BP	N	8260	07/06/09 16:58	< 1.0 ug/L	1.0 ug/L
34423	Methylene chloride	BP	N	8260	07/06/09 16:58	< 5.0 ug/L	5.0 ug/L
77128	Styrene	BP	N	8260	07/06/09 16:58	< 1.0 ug/L	1.0 ug/L
34475	Tetrachloroethene	BP	N	8260	07/06/09 16:58	< 1.0 ug/L	1.0 ug/L
78131	Toluene	BP	N	8260	07/06/09 16:58	< 1.0 ug/L	1.0 ug/L
34546	trans-1,2-Dichloroethene	BP	N	8260	07/06/09 16:58	< 1.0 ug/L	1.0 ug/L
34699	trans-1,3-Dichloropropene	BP	N	8260	07/06/09 16:58	< 3.0 ug/L	3.0 ug/L
049263	trans-1,4-Dichloro-2-butene	BP	N	8260	07/06/09 16:58	< 3.0 ug/L	3.0 ug/L
39180	Trichloroethene	BP	N	8260	07/06/09 16:58	< 1.0 ug/L	1.0 ug/L
34488	Trichlorofluoromethane	BP	N	8260	07/06/09 16:58	< 2.0 ug/L	2.0 ug/L
77057	Vinyl acetate	BP	N	8260	07/06/09 16:58	< 3.0 ug/L	3.0 ug/L
39175	Vinyl chloride	BP	N	8260	07/06/09 16:58	< 1.0 ug/L	1.0 ug/L
81551	Xylenes (total)	BP	N	8260	07/06/09 16:58	< 2.0 ug/L	2.0 ug/L

PART III ANALYTICAL RESULTS

Facility GMS#: _____ Sampling Date/Time: 6/26/2009 /10:04:00AM

Test Site ID#: 19347 Report Period 2009 / 2

WACS#: 87081 year / qtr

Well Name: MW-7A Well Purged (Y/N): Y

Classification of Groundwater: GII Well Type: (X) Background

( ) Detection

( ) Compliance

Groundwater Elevation (NGVD): _____ ( ) Other

or (MSL): 68.10

Storet Code	Parameter Monitored	Sampling Method	Filtered Y/N	Analysis Method	Analysis Date/Time	Analysis Results/Units	Detection Limit/Units
01105	Aluminum	BP	N	6010	07/01/09 20:26	29 ug/L	100 ug/L
01097	Antimony	BP	N	6020	07/06/09 20:24	< 2.0 ug/L	2.0 ug/L
01002	Arsenic	BP	N	6020	07/06/09 20:24	< 5.0 ug/L	5.0 ug/L
01007	Barium	BP	N	6010	07/01/09 20:26	12 ug/L	10 ug/L
01012	Beryllium	BP	N	6020	07/06/09 20:24	< 1.0 ug/L	1.0 ug/L
01027	Cadmium	BP	N	6010	07/01/09 20:26	< 5.0 ug/L	5.0 ug/L
01034	Chromium	BP	N	6010	07/01/09 20:26	1.1 ug/L	10 ug/L
01037	Cobalt	BP	N	6010	07/01/09 20:26	< 10 ug/L	10 ug/L
01042	Copper	BP	N	6010	07/01/09 20:26	< 15 ug/L	15 ug/L
01045	Iron	BP	N	6010	07/02/09 15:53	35 ug/L	100 ug/L
01051	Lead	BP	N	6010	07/01/09 20:26	< 9.0 ug/L	9.0 ug/L
01055	Manganese	BP	N	6010	07/01/09 20:26	0.73 ug/L	10 ug/L
71900	Mercury	BP	N	7470	06/29/09 18:10	< 0.20 ug/L	0.20 ug/L
01067	Nickel	BP	N	6010	07/01/09 20:26	2.0 ug/L	40 ug/L
01147	Selenium	BP	N	6010	07/01/09 20:26	< 15 ug/L	15 ug/L
01077	Silver	BP	N	6010	07/01/09 20:26	< 10 ug/L	10 ug/L
00929	Sodium	BP	N	6010	07/01/09 20:26	5.8 mg/L	1 mg/L
01059	Thallium	BP	N	6020	07/06/09 20:24	0.053 ug/L	1.0 ug/L
01087	Vanadium	BP	N	6010	07/01/09 20:26	< 10 ug/L	10 ug/L
01092	Zinc	BP	N	6010	07/01/09 20:26	5.4 ug/L	20 ug/L
00610	Ammonia as N	BP	N	350.1	07/09/09 11:40	0.025 mg/L	0.10 mg/L
00940	Chloride	BP	N	300.0	06/27/09 12:16	11 mg/L	3.0 mg/L
000081	Color	BP	N	2120B	06/30/09 09:45	ND Std	5.0 Std
000094	Field Conductivity	BP	N	120.1	06/26/09 10:04	245 umhos/cm	1 umhos/cm
000299	Field Dissolved Oxygen	BP	N	360.1	06/26/09 10:04	1.7 mg/L	0.5 mg/L
000406	Field pH	BP	N	150.1	06/26/09 10:04	7.59 Std	0.1 Std
00010	Field Temperature	BP	N	170.1	06/26/09 10:04	23.9 deg C	--
82078	Field Turbidity	BP	N	180.1	06/26/09 10:04	4.7 NTU	0.5 NTU
082545	Groundwater Elevation	BP	N	DEP-SOP	06/26/09 10:04	68.10 ft	--
00620	Nitrate	BP	N	300.0	06/27/09 15:04	13 mg/L	1.0 mg/L
070300	Total Dissolved Solids	BP	N	160.1	06/30/09 13:55	210 mg/L	10 mg/L
038437	1,2-Dibromo-3-chloropropane (DBCP)	BP	N	504.1 (Drinkin	06/29/09 16:13	< 0.020 ug/L	0.020 ug/L

PART III ANALYTICAL RESULTS

Facility GMS#: _____ Sampling Date/Time: 6/26/2009 /10:04:00AM

Test Site ID#: 19347 Report Period 2009 / 2

WACS#: 87081 year / qtr

Well Name: MW-7A Well Purged (Y/N): Y

Classification of Groundwater: GII Well Type: (X) Background

( ) Detection

Groundwater Elevation (NGVD): _____ ( ) Compliance

or (MSL): 68.10 ( ) Other

Storet Code	Parameter Monitored	Sampling Method	Filtered Y/N	Analysis Method	Analysis Date/Time	Analysis Results/Units	Detection Limit/Units
77651	1,2-Dibromoethane (EDB)	BP	N	504.1 (Drinkin	06/29/09 16:13	< 0.020 ug/L	0.020 ug/L
77562	1,1,1,2-Tetrachloroethane	BP	N	8260	07/06/09 17:18	< 1.0 ug/L	1.0 ug/L
34506	1,1,1-Trichloroethane	BP	N	8260	07/06/09 17:18	< 1.0 ug/L	1.0 ug/L
34516	1,1,2,2-Tetrachloroethane	BP	N	8260	07/06/09 17:18	< 1.0 ug/L	1.0 ug/L
34511	1,1,2-Trichloroethane	BP	N	8260	07/06/09 17:18	< 1.0 ug/L	1.0 ug/L
34496	1,1-Dichloroethane	BP	N	8260	07/06/09 17:18	< 1.0 ug/L	1.0 ug/L
34501	1,1-Dichloroethene	BP	N	8260	07/06/09 17:18	< 1.0 ug/L	1.0 ug/L
77443	1,2,3-Trichloropropane	BP	N	8260	07/06/09 17:18	< 2.5 ug/L	2.5 ug/L
34536	1,2-Dichlorobenzene	BP	N	8260	07/06/09 17:18	< 1.0 ug/L	1.0 ug/L
34531	1,2-Dichloroethane	BP	N	8260	07/06/09 17:18	< 1.0 ug/L	1.0 ug/L
34541	1,2-Dichloropropane	BP	N	8260	07/06/09 17:18	< 1.0 ug/L	1.0 ug/L
34571	1,4-Dichlorobenzene	BP	N	8260	07/06/09 17:18	< 1.0 ug/L	1.0 ug/L
81595	2-Butanone (MEK)	BP	N	8260	07/06/09 17:18	< 6.0 ug/L	6.0 ug/L
077103	2-Hexanone	BP	N	8260	07/06/09 17:18	< 5.0 ug/L	5.0 ug/L
81596	4-Methyl-2-pentanone	BP	N	8260	07/06/09 17:18	< 5.0 ug/L	5.0 ug/L
81552	Acetone	BP	N	8260	07/06/09 17:18	< 10 ug/L	10 ug/L
34215	Acrylonitrile	BP	N	8260	07/06/09 17:18	< 20 ug/L	20 ug/L
34030	Benzene	BP	N	8260	07/06/09 17:18	< 1.0 ug/L	1.0 ug/L
073085	Bromochloromethane	BP	N	8260	07/06/09 17:18	< 1.0 ug/L	1.0 ug/L
32101	Bromodichloromethane	BP	N	8260	07/06/09 17:18	< 1.0 ug/L	1.0 ug/L
32104	Bromoform	BP	N	8260	07/06/09 17:18	< 1.0 ug/L	1.0 ug/L
34413	Bromomethane	BP	N	8260	07/06/09 17:18	< 2.0 ug/L	2.0 ug/L
077041	Carbon disulfide	BP	N	8260	07/06/09 17:18	< 2.0 ug/L	2.0 ug/L
32102	Carbon tetrachloride	BP	N	8260	07/06/09 17:18	< 1.0 ug/L	1.0 ug/L
34301	Chlorobenzene	BP	N	8260	07/06/09 17:18	< 1.0 ug/L	1.0 ug/L
34311	Chloroethane	BP	N	8260	07/06/09 17:18	< 2.0 ug/L	2.0 ug/L
32106	Chloroform	BP	N	8260	07/06/09 17:18	< 1.0 ug/L	1.0 ug/L
34418	Chloromethane	BP	N	8260	07/06/09 17:18	< 2.0 ug/L	2.0 ug/L
77093	cis-1,2-Dichloroethene	BP	N	8260	07/06/09 17:18	< 1.0 ug/L	1.0 ug/L
34704	cis-1,3-Dichloropropene	BP	N	8260	07/06/09 17:18	< 1.0 ug/L	1.0 ug/L
32105	Dibromochloromethane	BP	N	8260	07/06/09 17:18	< 1.0 ug/L	1.0 ug/L
77596	Dibromomethane	BP	N	8260	07/06/09 17:18	< 1.0 ug/L	1.0 ug/L

PART III ANALYTICAL RESULTS

Facility GMS#: _____ Sampling Date/Time: 6/26/2009 /10:04:00AM

Test Site ID#: 19347 Report Period 2009 / 2

WACS#: 87081 year / qtr

Well Name: MW-7A Well Purged (Y/N): Y

Classification of Groundwater: GII Well Type: (X) Background

( ) Detection

Groundwater Elevation (NGVD): _____ ( ) Compliance

or (MSL): 68.10 ( ) Other

Storet Code	Parameter Monitored	Sampling Method	Filtered Y/N	Analysis Method	Analysis Date/Time	Analysis Results/Units	Detection Limit/Units
34371	Ethylbenzene	BP	N	8260	07/06/09 17:18	< 1.0 ug/L	1.0 ug/L
77424	Iodomethane	BP	N	8260	07/06/09 17:18	< 1.0 ug/L	1.0 ug/L
34423	Methylene chloride	BP	N	8260	07/06/09 17:18	< 5.0 ug/L	5.0 ug/L
77128	Styrene	BP	N	8260	07/06/09 17:18	< 1.0 ug/L	1.0 ug/L
34475	Tetrachloroethene	BP	N	8260	07/06/09 17:18	< 1.0 ug/L	1.0 ug/L
78131	Toluene	BP	N	8260	07/06/09 17:18	< 1.0 ug/L	1.0 ug/L
34546	trans-1,2-Dichloroethene	BP	N	8260	07/06/09 17:18	< 1.0 ug/L	1.0 ug/L
34699	trans-1,3-Dichloropropene	BP	N	8260	07/06/09 17:18	< 3.0 ug/L	3.0 ug/L
049263	trans-1,4-Dichloro-2-butene	BP	N	8260	07/06/09 17:18	< 3.0 ug/L	3.0 ug/L
39180	Trichloroethene	BP	N	8260	07/06/09 17:18	< 1.0 ug/L	1.0 ug/L
34488	Trichlorofluoromethane	BP	N	8260	07/06/09 17:18	< 2.0 ug/L	2.0 ug/L
77057	Vinyl acetate	BP	N	8260	07/06/09 17:18	< 3.0 ug/L	3.0 ug/L
39175	Vinyl chloride	BP	N	8260	07/06/09 17:18	< 1.0 ug/L	1.0 ug/L
81551	Xylenes (total)	BP	N	8260	07/06/09 17:18	< 2.0 ug/L	2.0 ug/L

PART III ANALYTICAL RESULTS

Facility GMS#: _____ Sampling Date/Time: 6/26/2009 / 9:33:00AM

Test Site ID#: 19348 Report Period 2009 / 2

WACS#: 87081 year / qtr

Well Name: MW-7B Well Purged (Y/N): Y

Classification of Groundwater: GII Well Type: ( ) Background

( ) Detection

Groundwater Elevation (NGVD): _____ (X) Compliance

or (MSL): 54.71 ( ) Other

Storet Code	Parameter Monitored	Sampling Method	Filtered Y/N	Analysis Method	Analysis Date/Time	Analysis Results/Units	Detection Limit/Units
01105	Aluminum	BP	N	6010	07/01/09 20:28	1600 ug/L	100 ug/L
01097	Antimony	BP	N	6020	07/06/09 20:27	0.14 ug/L	2.0 ug/L
01002	Arsenic	BP	N	6020	07/06/09 20:27	2.7 ug/L	5.0 ug/L
01007	Barium	BP	N	6010	07/01/09 20:28	12 ug/L	10 ug/L
01012	Beryllium	BP	N	6020	07/06/09 20:27	0.10 ug/L	1.0 ug/L
01027	Cadmium	BP	N	6010	07/01/09 20:28	12 ug/L	5.0 ug/L
01034	Chromium	BP	N	6010	07/01/09 20:28	6.4 ug/L	10 ug/L
01037	Cobalt	BP	N	6010	07/01/09 20:28	< 10 ug/L	10 ug/L
01042	Copper	BP	N	6010	07/01/09 20:28	< 15 ug/L	15 ug/L
01045	Iron	BP	N	6010	07/02/09 15:56	930 ug/L	100 ug/L
01051	Lead	BP	N	6010	07/01/09 20:28	30 ug/L	9.0 ug/L
01055	Manganese	BP	N	6010	07/01/09 20:28	9.2 ug/L	10 ug/L
71900	Mercury	BP	N	7470	06/29/09 18:13	< 0.20 ug/L	0.20 ug/L
01067	Nickel	BP	N	6010	07/01/09 20:28	< 40 ug/L	40 ug/L
01147	Selenium	BP	N	6010	07/02/09 15:56	< 15 ug/L	15 ug/L
01077	Silver	BP	N	6010	07/01/09 20:28	< 10 ug/L	10 ug/L
00929	Sodium	BP	N	6010	07/01/09 20:28	6.9 mg/L	1 mg/L
01059	Thallium	BP	N	6020	07/06/09 20:27	0.081 ug/L	1.0 ug/L
01087	Vanadium	BP	N	6010	07/01/09 20:28	1.7 ug/L	10 ug/L
01092	Zinc	BP	N	6010	07/01/09 20:28	14 ug/L	20 ug/L
00610	Ammonia as N	BP	N	350.1	07/09/09 11:40	0.028 mg/L	0.10 mg/L
00940	Chloride	BP	N	300.0	06/27/09 13:07	4.1 mg/L	3.0 mg/L
000081	Color	BP	N	2120B	06/30/09 09:45	ND Std	5.0 Std
000094	Field Conductivity	BP	N	120.1	06/26/09 09:33	122 umhos/cm	1 umhos/cm
000299	Field Dissolved Oxygen	BP	N	360.1	06/26/09 09:33	1.9 mg/L	0.5 mg/L
000406	Field pH	BP	N	150.1	06/26/09 09:33	7.88 Std	0.1 Std
00010	Field Temperature	BP	N	170.1	06/26/09 09:33	24.3 deg C	--
82078	Field Turbidity	BP	N	180.1	06/26/09 09:33	43.2 NTU	0.5 NTU
082545	Groundwater Elevation	BP	N	DEP-SOP	06/26/09 09:33	54.71 ft	--
00620	Nitrate	BP	N	300.0	06/27/09 13:07	0.053 mg/L	0.50 mg/L
070300	Total Dissolved Solids	BP	N	160.1	06/30/09 13:55	90 mg/L	10 mg/L
038437	1,2-Dibromo-3-chloropropane (DBCP)	BP	N	504.1 (Drinkin	06/29/09 16:33	< 0.020 ug/L	0.020 ug/L

PART III ANALYTICAL RESULTS

Facility GMS#: _____ Sampling Date/Time: 6/26/2009 / 9:33:00AM

Test Site ID#: 19348 Report Period 2009 / 2

WACS#: 87081 year / qtr

Well Name: MW-7B Well Purged (Y/N): Y

Classification of Groundwater: GII Well Type: ( ) Background

( ) Detection

Groundwater Elevation (NGVD): _____ (X) Compliance

or (MSL): 54.71 ( ) Other

Storet Code	Parameter Monitored	Sampling Method	Filtered Y/N	Analysis Method	Analysis Date/Time	Analysis Results/Units	Detection Limit/Units
77651	1,2-Dibromoethane (EDB)	BP	N	504.1 (Drinkin	06/29/09 16:33	< 0.020 ug/L	0.020 ug/L
77562	1,1,1,2-Tetrachloroethane	BP	N	8260	07/06/09 17:38	< 1.0 ug/L	1.0 ug/L
34506	1,1,1-Trichloroethane	BP	N	8260	07/06/09 17:38	< 1.0 ug/L	1.0 ug/L
34516	1,1,2,2-Tetrachloroethane	BP	N	8260	07/06/09 17:38	< 1.0 ug/L	1.0 ug/L
34511	1,1,2-Trichloroethane	BP	N	8260	07/06/09 17:38	< 1.0 ug/L	1.0 ug/L
34496	1,1-Dichloroethane	BP	N	8260	07/06/09 17:38	< 1.0 ug/L	1.0 ug/L
34501	1,1-Dichloroethene	BP	N	8260	07/06/09 17:38	< 1.0 ug/L	1.0 ug/L
77443	1,2,3-Trichloropropane	BP	N	8260	07/06/09 17:38	< 2.5 ug/L	2.5 ug/L
34536	1,2-Dichlorobenzene	BP	N	8260	07/06/09 17:38	< 1.0 ug/L	1.0 ug/L
34531	1,2-Dichloroethane	BP	N	8260	07/06/09 17:38	< 1.0 ug/L	1.0 ug/L
34541	1,2-Dichloropropane	BP	N	8260	07/06/09 17:38	< 1.0 ug/L	1.0 ug/L
34571	1,4-Dichlorobenzene	BP	N	8260	07/06/09 17:38	< 1.0 ug/L	1.0 ug/L
81595	2-Butanone (MEK)	BP	N	8260	07/06/09 17:38	< 6.0 ug/L	6.0 ug/L
077103	2-Hexanone	BP	N	8260	07/06/09 17:38	< 5.0 ug/L	5.0 ug/L
81596	4-Methyl-2-pentanone	BP	N	8260	07/06/09 17:38	< 5.0 ug/L	5.0 ug/L
81552	Acetone	BP	N	8260	07/06/09 17:38	< 10 ug/L	10 ug/L
34215	Acrylonitrile	BP	N	8260	07/06/09 17:38	< 20 ug/L	20 ug/L
34030	Benzene	BP	N	8260	07/06/09 17:38	< 1.0 ug/L	1.0 ug/L
073085	Bromochloromethane	BP	N	8260	07/06/09 17:38	< 1.0 ug/L	1.0 ug/L
32101	Bromodichloromethane	BP	N	8260	07/06/09 17:38	< 1.0 ug/L	1.0 ug/L
32104	Bromoform	BP	N	8260	07/06/09 17:38	< 1.0 ug/L	1.0 ug/L
34413	Bromomethane	BP	N	8260	07/06/09 17:38	< 2.0 ug/L	2.0 ug/L
077041	Carbon disulfide	BP	N	8260	07/06/09 17:38	< 2.0 ug/L	2.0 ug/L
32102	Carbon tetrachloride	BP	N	8260	07/06/09 17:38	< 1.0 ug/L	1.0 ug/L
34301	Chlorobenzene	BP	N	8260	07/06/09 17:38	< 1.0 ug/L	1.0 ug/L
34311	Chloroethane	BP	N	8260	07/06/09 17:38	< 2.0 ug/L	2.0 ug/L
32106	Chloroform	BP	N	8260	07/06/09 17:38	< 1.0 ug/L	1.0 ug/L
34418	Chloromethane	BP	N	8260	07/06/09 17:38	< 2.0 ug/L	2.0 ug/L
77093	cis-1,2-Dichloroethene	BP	N	8260	07/06/09 17:38	< 1.0 ug/L	1.0 ug/L
34704	cis-1,3-Dichloropropene	BP	N	8260	07/06/09 17:38	< 1.0 ug/L	1.0 ug/L
32105	Dibromochloromethane	BP	N	8260	07/06/09 17:38	< 1.0 ug/L	1.0 ug/L
77596	Dibromomethane	BP	N	8260	07/06/09 17:38	< 1.0 ug/L	1.0 ug/L

PART III ANALYTICAL RESULTS

Facility GMS#: _____ Sampling Date/Time: 6/26/2009 / 9:33:00AM

Test Site ID#: 19348 Report Period 2009 / 2

WACS#: 87081 year / qtr

Well Name: MW-7B Well Purged (Y/N): Y

Classification of Groundwater: GII Well Type: ( ) Background

( ) Detection

Groundwater Elevation (NGVD): _____ (X) Compliance

or (MSL): 54.71 ( ) Other

Storet Code	Parameter Monitored	Sampling Method	Filtered Y/N	Analysis Method	Analysis Date/Time	Analysis Results/Units	Detection Limit/Units
34371	Ethylbenzene	BP	N	8260	07/06/09 17:38	< 1.0 ug/L	1.0 ug/L
77424	Iodomethane	BP	N	8260	07/06/09 17:38	< 1.0 ug/L	1.0 ug/L
34423	Methylene chloride	BP	N	8260	07/06/09 17:38	< 5.0 ug/L	5.0 ug/L
77128	Styrene	BP	N	8260	07/06/09 17:38	< 1.0 ug/L	1.0 ug/L
34475	Tetrachloroethene	BP	N	8260	07/06/09 17:38	< 1.0 ug/L	1.0 ug/L
78131	Toluene	BP	N	8260	07/06/09 17:38	< 1.0 ug/L	1.0 ug/L
34546	trans-1,2-Dichloroethene	BP	N	8260	07/06/09 17:38	< 1.0 ug/L	1.0 ug/L
34699	trans-1,3-Dichloropropene	BP	N	8260	07/06/09 17:38	< 3.0 ug/L	3.0 ug/L
049263	trans-1,4-Dichloro-2-butene	BP	N	8260	07/06/09 17:38	< 3.0 ug/L	3.0 ug/L
39180	Trichloroethene	BP	N	8260	07/06/09 17:38	< 1.0 ug/L	1.0 ug/L
34488	Trichlorofluoromethane	BP	N	8260	07/06/09 17:38	< 2.0 ug/L	2.0 ug/L
77057	Vinyl acetate	BP	N	8260	07/06/09 17:38	< 3.0 ug/L	3.0 ug/L
39175	Vinyl chloride	BP	N	8260	07/06/09 17:38	< 1.0 ug/L	1.0 ug/L
81551	Xylenes (total)	BP	N	8260	07/06/09 17:38	< 2.0 ug/L	2.0 ug/L

PART III ANALYTICAL RESULTS

Facility GMS#: _____ Sampling Date/Time: 6/26/2009 / 9:02:00AM

Test Site ID#: 19335 Report Period 2009 / 2

WACS#: 87081 year / qtr

Well Name: MW-1A Well Purged (Y/N): Y

Classification of Groundwater: GII Well Type: (X) Background

( ) Detection

Groundwater Elevation (NGVD): _____ ( ) Compliance

or (MSL): 67.32 ( ) Other

Storet Code	Parameter Monitored	Sampling Method	Filtered Y/N	Analysis Method	Analysis Date/Time	Analysis Results/Units	Detection Limit/Units
01105	Aluminum	BP	N	6010	07/01/09 20:31	370 ug/L	100 ug/L
01097	Antimony	BP	N	6020	07/06/09 20:30	< 2.0 ug/L	2.0 ug/L
01002	Arsenic	BP	N	6020	07/06/09 20:30	0.30 ug/L	5.0 ug/L
01007	Barium	BP	N	6010	07/01/09 20:31	19 ug/L	10 ug/L
01012	Beryllium	BP	N	6020	07/06/09 20:30	< 1.0 ug/L	1.0 ug/L
01027	Cadmium	BP	N	6010	07/01/09 20:31	< 5.0 ug/L	5.0 ug/L
01034	Chromium	BP	N	6010	07/01/09 20:31	2.2 ug/L	10 ug/L
01037	Cobalt	BP	N	6010	07/01/09 20:31	< 10 ug/L	10 ug/L
01042	Copper	BP	N	6010	07/01/09 20:31	2.0 ug/L	15 ug/L
01045	Iron	BP	N	6010	07/02/09 15:58	200 ug/L	100 ug/L
01051	Lead	BP	N	6010	07/01/09 20:31	< 9.0 ug/L	9.0 ug/L
01055	Manganese	BP	N	6010	07/01/09 20:31	7.1 ug/L	10 ug/L
71900	Mercury	BP	N	7470	06/29/09 18:15	< 0.20 ug/L	0.20 ug/L
01067	Nickel	BP	N	6010	07/01/09 20:31	4.2 ug/L	40 ug/L
01147	Selenium	BP	N	6010	07/01/09 20:31	< 15 ug/L	15 ug/L
01077	Silver	BP	N	6010	07/01/09 20:31	< 10 ug/L	10 ug/L
00929	Sodium	BP	N	6010	07/01/09 20:31	6.2 mg/L	1 mg/L
01059	Thallium	BP	N	6020	07/06/09 20:30	0.045 ug/L	1.0 ug/L
01087	Vanadium	BP	N	6010	07/01/09 20:31	1.3 ug/L	10 ug/L
01092	Zinc	BP	N	6010	07/01/09 20:31	< 20 ug/L	20 ug/L
00610	Ammonia as N	BP	N	350.1	07/09/09 11:40	< 0.10 mg/L	0.10 mg/L
00940	Chloride	BP	N	300.0	06/27/09 13:23	11 mg/L	3.0 mg/L
000081	Color	BP	N	2120B	06/30/09 09:45	ND Std	5.0 Std
000094	Field Conductivity	BP	N	120.1	06/26/09 09:02	274 umhos/cm	1 umhos/cm
000299	Field Dissolved Oxygen	BP	N	360.1	06/26/09 09:02	2.5 mg/L	0.5 mg/L
000406	Field pH	BP	N	150.1	06/26/09 09:02	7.32 Std	0.1 Std
00010	Field Temperature	BP	N	170.1	06/26/09 09:02	23.9 deg C	--
82078	Field Turbidity	BP	N	180.1	06/26/09 09:02	4.2 NTU	0.5 NTU
082545	Groundwater Elevation	BP	N	DEP-SOP	06/26/09 09:02	67.32 ft	--
00620	Nitrate	BP	N	300.0	06/27/09 15:21	10 mg/L	2.5 mg/L
070300	Total Dissolved Solids	BP	N	160.1	06/30/09 13:55	220 mg/L	10 mg/L
038437	1,2-Dibromo-3-chloropropane (DBCP)	BP	N	504.1 (Drinkin	06/29/09 16:53	< 0.020 ug/L	0.020 ug/L

PART III ANALYTICAL RESULTS

Facility GMS#: _____ Sampling Date/Time: 6/26/2009 / 9:02:00AM

Test Site ID#: 19335 Report Period 2009 / 2

WACS#: 87081 year / qtr

Well Name: MW-1A Well Purged (Y/N): Y

Classification of Groundwater: GII Well Type: (X) Background

( ) Detection

Groundwater Elevation (NGVD): _____ ( ) Compliance

or (MSL): 67.32 ( ) Other

Storet Code	Parameter Monitored	Sampling Method	Filtered Y/N	Analysis Method	Analysis Date/Time		Analysis Results/Units	Detection Limit/Units
77651	1,2-Dibromoethane (EDB)	BP	N	504.1 (Drinkin	06/29/09	16:53	< 0.020 ug/L	0.020 ug/L
77562	1,1,1,2-Tetrachloroethane	BP	N	8260	07/06/09	17:58	< 1.0 ug/L	1.0 ug/L
34506	1,1,1-Trichloroethane	BP	N	8260	07/06/09	17:58	< 1.0 ug/L	1.0 ug/L
34516	1,1,2,2-Tetrachloroethane	BP	N	8260	07/06/09	17:58	< 1.0 ug/L	1.0 ug/L
34511	1,1,2-Trichloroethane	BP	N	8260	07/06/09	17:58	< 1.0 ug/L	1.0 ug/L
34496	1,1-Dichloroethane	BP	N	8260	07/06/09	17:58	< 1.0 ug/L	1.0 ug/L
34501	1,1-Dichloroethene	BP	N	8260	07/06/09	17:58	< 1.0 ug/L	1.0 ug/L
77443	1,2,3-Trichloropropane	BP	N	8260	07/06/09	17:58	< 2.5 ug/L	2.5 ug/L
34536	1,2-Dichlorobenzene	BP	N	8260	07/06/09	17:58	< 1.0 ug/L	1.0 ug/L
34531	1,2-Dichloroethane	BP	N	8260	07/06/09	17:58	< 1.0 ug/L	1.0 ug/L
34541	1,2-Dichloropropane	BP	N	8260	07/06/09	17:58	< 1.0 ug/L	1.0 ug/L
34571	1,4-Dichlorobenzene	BP	N	8260	07/06/09	17:58	< 1.0 ug/L	1.0 ug/L
81595	2-Butanone (MEK)	BP	N	8260	07/06/09	17:58	< 6.0 ug/L	6.0 ug/L
077103	2-Hexanone	BP	N	8260	07/06/09	17:58	< 5.0 ug/L	5.0 ug/L
81596	4-Methyl-2-pentanone	BP	N	8260	07/06/09	17:58	< 5.0 ug/L	5.0 ug/L
81552	Acetone	BP	N	8260	07/06/09	17:58	< 10 ug/L	10 ug/L
34215	Acrylonitrile	BP	N	8260	07/06/09	17:58	< 20 ug/L	20 ug/L
34030	Benzene	BP	N	8260	07/06/09	17:58	< 1.0 ug/L	1.0 ug/L
073085	Bromochloromethane	BP	N	8260	07/06/09	17:58	< 1.0 ug/L	1.0 ug/L
32101	Bromodichloromethane	BP	N	8260	07/06/09	17:58	< 1.0 ug/L	1.0 ug/L
32104	Bromoform	BP	N	8260	07/06/09	17:58	< 1.0 ug/L	1.0 ug/L
34413	Bromomethane	BP	N	8260	07/06/09	17:58	< 2.0 ug/L	2.0 ug/L
077041	Carbon disulfide	BP	N	8260	07/06/09	17:58	< 2.0 ug/L	2.0 ug/L
32102	Carbon tetrachloride	BP	N	8260	07/06/09	17:58	< 1.0 ug/L	1.0 ug/L
34301	Chlorobenzene	BP	N	8260	07/06/09	17:58	< 1.0 ug/L	1.0 ug/L
34311	Chloroethane	BP	N	8260	07/06/09	17:58	< 2.0 ug/L	2.0 ug/L
32106	Chloroform	BP	N	8260	07/06/09	17:58	< 1.0 ug/L	1.0 ug/L
34418	Chloromethane	BP	N	8260	07/06/09	17:58	< 2.0 ug/L	2.0 ug/L
77093	cis-1,2-Dichloroethene	BP	N	8260	07/06/09	17:58	< 1.0 ug/L	1.0 ug/L
34704	cis-1,3-Dichloropropene	BP	N	8260	07/06/09	17:58	< 1.0 ug/L	1.0 ug/L
32105	Dibromochloromethane	BP	N	8260	07/06/09	17:58	< 1.0 ug/L	1.0 ug/L
77596	Dibromomethane	BP	N	8260	07/06/09	17:58	< 1.0 ug/L	1.0 ug/L

PART III ANALYTICAL RESULTS

Facility GMS#: _____ Sampling Date/Time: 6/26/2009 / 9:02:00AM

Test Site ID#: 19335 Report Period 2009 / 2

WACS#: 87081 year / qtr

Well Name: MW-1A Well Purged (Y/N): Y

Classification of Groundwater: GII Well Type: (X) Background

( ) Detection

( ) Compliance

Groundwater Elevation (NGVD): _____ ( ) Other

or (MSL): 67.32

Storet Code	Parameter Monitored	Sampling Method	Filtered Y/N	Analysis Method	Analysis Date/Time	Analysis Results/Units	Detection Limit/Units
34371	Ethylbenzene	BP	N	8260	07/06/09 17:58	< 1.0 ug/L	1.0 ug/L
77424	Iodomethane	BP	N	8260	07/06/09 17:58	< 1.0 ug/L	1.0 ug/L
34423	Methylene chloride	BP	N	8260	07/06/09 17:58	< 5.0 ug/L	5.0 ug/L
77128	Styrene	BP	N	8260	07/06/09 17:58	< 1.0 ug/L	1.0 ug/L
34475	Tetrachloroethene	BP	N	8260	07/06/09 17:58	< 1.0 ug/L	1.0 ug/L
78131	Toluene	BP	N	8260	07/06/09 17:58	< 1.0 ug/L	1.0 ug/L
34546	trans-1,2-Dichloroethene	BP	N	8260	07/06/09 17:58	< 1.0 ug/L	1.0 ug/L
34699	trans-1,3-Dichloropropene	BP	N	8260	07/06/09 17:58	< 3.0 ug/L	3.0 ug/L
049263	trans-1,4-Dichloro-2-butene	BP	N	8260	07/06/09 17:58	< 3.0 ug/L	3.0 ug/L
39180	Trichloroethene	BP	N	8260	07/06/09 17:58	< 1.0 ug/L	1.0 ug/L
34488	Trichlorofluoromethane	BP	N	8260	07/06/09 17:58	< 2.0 ug/L	2.0 ug/L
77057	Vinyl acetate	BP	N	8260	07/06/09 17:58	< 3.0 ug/L	3.0 ug/L
39175	Vinyl chloride	BP	N	8260	07/06/09 17:58	< 1.0 ug/L	1.0 ug/L
81551	Xylenes (total)	BP	N	8260	07/06/09 17:58	< 2.0 ug/L	2.0 ug/L

PART III ANALYTICAL RESULTS

Facility GMS#: _____ Sampling Date/Time: 6/26/2009 / 8:30:00AM

Test Site ID#: 19336 Report Period 2009 / 2

WACS#: 87081 year / qtr

Well Name: MW-1B Well Purged (Y/N): Y

Classification of Groundwater: GII Well Type: (X) Background

( ) Detection

( ) Compliance

Groundwater Elevation (NGVD): _____ ( ) Other

or (MSL): 56.40

Storet Code	Parameter Monitored	Sampling Method	Filtered Y/N	Analysis Method	Analysis Date/Time	Analysis Results/Units	Detection Limit/Units
01105	Aluminum	BP	N	6010	07/01/09 20:45	210 ug/L	100 ug/L
01097	Antimony	BP	N	6020	07/06/09 20:57	0.17 ug/L	2.0 ug/L
01002	Arsenic	BP	N	6020	07/06/09 20:57	4.0 ug/L	5.0 ug/L
01007	Barium	BP	N	6010	07/01/09 20:45	8.1 ug/L	10 ug/L
01012	Beryllium	BP	N	6020	07/06/09 20:57	< 1.0 ug/L	1.0 ug/L
01027	Cadmium	BP	N	6010	07/01/09 20:45	< 5.0 ug/L	5.0 ug/L
01034	Chromium	BP	N	6010	07/01/09 20:45	1.5 ug/L	10 ug/L
01037	Cobalt	BP	N	6010	07/01/09 20:45	< 10 ug/L	10 ug/L
01042	Copper	BP	N	6010	07/01/09 20:45	< 15 ug/L	15 ug/L
01045	Iron	BP	N	6010	07/02/09 16:13	360 ug/L	100 ug/L
01051	Lead	BP	N	6010	07/01/09 20:45	< 9.0 ug/L	9.0 ug/L
01055	Manganese	BP	N	6010	07/01/09 20:45	13 ug/L	10 ug/L
71900	Mercury	BP	N	7470	06/29/09 18:17	< 0.20 ug/L	0.20 ug/L
01067	Nickel	BP	N	6010	07/01/09 20:45	2.6 ug/L	40 ug/L
01147	Selenium	BP	N	6010	07/01/09 20:45	< 15 ug/L	15 ug/L
01077	Silver	BP	N	6010	07/01/09 20:45	< 10 ug/L	10 ug/L
00929	Sodium	BP	N	6010	07/01/09 20:45	5 mg/L	1 mg/L
01059	Thallium	BP	N	6020	07/06/09 20:57	0.022 ug/L	1.0 ug/L
01087	Vanadium	BP	N	6010	07/01/09 20:45	< 10 ug/L	10 ug/L
01092	Zinc	BP	N	6010	07/01/09 20:45	5.9 ug/L	20 ug/L
00610	Ammonia as N	BP	N	350.1	07/09/09 11:40	< 0.10 mg/L	0.10 mg/L
000094	Field Conductivity	BP	N	120.1	06/26/09 08:30	180 umhos/cm	1 umhos/cm
000299	Field Dissolved Oxygen	BP	N	360.1	06/26/09 08:30	1.5 mg/L	0.5 mg/L
000406	Field pH	BP	N	150.1	06/26/09 08:30	7.47 Std	0.1 Std
00010	Field Temperature	BP	N	170.1	06/26/09 08:30	23.9 deg C	--
82078	Field Turbidity	BP	N	180.1	06/26/09 08:30	4.0 NTU	0.5 NTU
082545	Groundwater Elevation	BP	N	DEP-SOP	06/26/09 08:30	56.40 ft	--
038437	1,2-Dibromo-3-chloropropane (DBCP)	BP	N	504.1 (Drinkin	07/07/09 14:49	< 0.020 ug/L	0.020 ug/L
77651	1,2-Dibromoethane (EDB)	BP	N	504.1 (Drinkin	07/07/09 14:49	< 0.020 ug/L	0.020 ug/L
77562	1,1,1,2-Tetrachloroethane	BP	N	8260	07/06/09 18:18	< 1.0 ug/L	1.0 ug/L
34506	1,1,1-Trichloroethane	BP	N	8260	07/06/09 18:18	< 1.0 ug/L	1.0 ug/L
34516	1,1,2,2-Tetrachloroethane	BP	N	8260	07/06/09 18:18	< 1.0 ug/L	1.0 ug/L

PART III ANALYTICAL RESULTS

Facility GMS#: _____ Sampling Date/Time: 6/26/2009 / 8:30:00AM

Test Site ID#: 19336 Report Period 2009 / 2

WACS#: 87081 year / qtr

Well Name: MW-1B Well Purged (Y/N): Y

Classification of Groundwater: GII Well Type: (X) Background

( ) Detection

Groundwater Elevation (NGVD): _____ ( ) Compliance

or (MSL): 56.40 ( ) Other

Storet Code	Parameter Monitored	Sampling Method	Filtered Y/N	Analysis Method	Analysis Date/Time	Analysis Results/Units	Detection Limit/Units
34511	1,1,2-Trichloroethane	BP	N	8260	07/06/09 18:18	< 1.0 ug/L	1.0 ug/L
34496	1,1-Dichloroethane	BP	N	8260	07/06/09 18:18	< 1.0 ug/L	1.0 ug/L
34501	1,1-Dichloroethene	BP	N	8260	07/06/09 18:18	< 1.0 ug/L	1.0 ug/L
77443	1,2,3-Trichloropropane	BP	N	8260	07/06/09 18:18	< 2.5 ug/L	2.5 ug/L
34536	1,2-Dichlorobenzene	BP	N	8260	07/06/09 18:18	< 1.0 ug/L	1.0 ug/L
34531	1,2-Dichloroethane	BP	N	8260	07/06/09 18:18	< 1.0 ug/L	1.0 ug/L
34541	1,2-Dichloropropane	BP	N	8260	07/06/09 18:18	< 1.0 ug/L	1.0 ug/L
34571	1,4-Dichlorobenzene	BP	N	8260	07/06/09 18:18	< 1.0 ug/L	1.0 ug/L
81595	2-Butanone (MEK)	BP	N	8260	07/06/09 18:18	< 6.0 ug/L	6.0 ug/L
077103	2-Hexanone	BP	N	8260	07/06/09 18:18	< 5.0 ug/L	5.0 ug/L
81596	4-Methyl-2-pentanone	BP	N	8260	07/06/09 18:18	< 5.0 ug/L	5.0 ug/L
81552	Acetone	BP	N	8260	07/06/09 18:18	3.7 ug/L	10 ug/L
34215	Acrylonitrile	BP	N	8260	07/06/09 18:18	< 20 ug/L	20 ug/L
34030	Benzene	BP	N	8260	07/06/09 18:18	< 1.0 ug/L	1.0 ug/L
073085	Bromochloromethane	BP	N	8260	07/06/09 18:18	< 1.0 ug/L	1.0 ug/L
32101	Bromodichloromethane	BP	N	8260	07/06/09 18:18	< 1.0 ug/L	1.0 ug/L
32104	Bromoform	BP	N	8260	07/06/09 18:18	< 1.0 ug/L	1.0 ug/L
34413	Bromomethane	BP	N	8260	07/06/09 18:18	< 2.0 ug/L	2.0 ug/L
077041	Carbon disulfide	BP	N	8260	07/06/09 18:18	< 2.0 ug/L	2.0 ug/L
32102	Carbon tetrachloride	BP	N	8260	07/06/09 18:18	< 1.0 ug/L	1.0 ug/L
34301	Chlorobenzene	BP	N	8260	07/06/09 18:18	< 1.0 ug/L	1.0 ug/L
34311	Chloroethane	BP	N	8260	07/06/09 18:18	< 2.0 ug/L	2.0 ug/L
32106	Chloroform	BP	N	8260	07/06/09 18:18	< 1.0 ug/L	1.0 ug/L
34418	Chloromethane	BP	N	8260	07/06/09 18:18	< 2.0 ug/L	2.0 ug/L
77093	cis-1,2-Dichloroethene	BP	N	8260	07/06/09 18:18	< 1.0 ug/L	1.0 ug/L
34704	cis-1,3-Dichloropropene	BP	N	8260	07/06/09 18:18	< 1.0 ug/L	1.0 ug/L
32105	Dibromochloromethane	BP	N	8260	07/06/09 18:18	< 1.0 ug/L	1.0 ug/L
77596	Dibromomethane	BP	N	8260	07/06/09 18:18	< 1.0 ug/L	1.0 ug/L
34371	Ethylbenzene	BP	N	8260	07/06/09 18:18	< 1.0 ug/L	1.0 ug/L
77424	Iodomethane	BP	N	8260	07/06/09 18:18	< 1.0 ug/L	1.0 ug/L
34423	Methylene chloride	BP	N	8260	07/06/09 18:18	< 5.0 ug/L	5.0 ug/L
77128	Styrene	BP	N	8260	07/06/09 18:18	< 1.0 ug/L	1.0 ug/L

PART III ANALYTICAL RESULTS

Facility GMS#: _____ Sampling Date/Time: 6/26/2009 / 8:30:00AM

Test Site ID#: 19336 Report Period 2009 / 2

WACS#: 87081 year / qtr

Well Name: MW-1B Well Purged (Y/N): Y

Classification of Groundwater: GII Well Type: (X) Background

( ) Detection

Groundwater Elevation (NGVD): _____ ( ) Compliance

or (MSL): 56.40 ( ) Other

Storet Code	Parameter Monitored	Sampling Method	Filtered Y/N	Analysis Method	Analysis Date/Time	Analysis Results/Units	Detection Limit/Units
34475	Tetrachloroethene	BP	N	8260	07/06/09 18:18	< 1.0 ug/L	1.0 ug/L
78131	Toluene	BP	N	8260	07/06/09 18:18	< 1.0 ug/L	1.0 ug/L
34546	trans-1,2-Dichloroethene	BP	N	8260	07/06/09 18:18	< 1.0 ug/L	1.0 ug/L
34699	trans-1,3-Dichloropropene	BP	N	8260	07/06/09 18:18	< 3.0 ug/L	3.0 ug/L
049263	trans-1,4-Dichloro-2-butene	BP	N	8260	07/06/09 18:18	< 3.0 ug/L	3.0 ug/L
39180	Trichloroethene	BP	N	8260	07/06/09 18:18	< 1.0 ug/L	1.0 ug/L
34488	Trichlorofluoromethane	BP	N	8260	07/06/09 18:18	< 2.0 ug/L	2.0 ug/L
77057	Vinyl acetate	BP	N	8260	07/06/09 18:18	< 3.0 ug/L	3.0 ug/L
39175	Vinyl chloride	BP	N	8260	07/06/09 18:18	< 1.0 ug/L	1.0 ug/L
81551	Xylenes (total)	BP	N	8260	07/06/09 18:18	< 2.0 ug/L	2.0 ug/L

PART III ANALYTICAL RESULTS

Facility GMS#: _____ Sampling Date/Time: 6/26/2009 / 7:45:00AM

Test Site ID#: 19881 Report Period 2009 / 2

WACS#: 87081 year / qtr

Well Name: MW-FL3 Well Purged (Y/N): Y

Classification of Groundwater: GII Well Type: ( ) Background

( ) Detection

Groundwater Elevation (NGVD): _____ (X) Compliance

or (MSL): 53.05 ( ) Other

Storet Code	Parameter Monitored	Sampling Method	Filtered Y/N	Analysis Method	Analysis Date/Time		Analysis Results/Units	Detection Limit/Units
01105	Aluminum	BP	N	6010	07/01/09	20:56	1200 ug/L	100 ug/L
01097	Antimony	BP	N	6020	07/06/09	21:01	0.12 ug/L	2.0 ug/L
01002	Arsenic	BP	N	6020	07/06/09	21:01	1.1 ug/L	5.0 ug/L
01007	Barium	BP	N	6010	07/01/09	20:56	40 ug/L	10 ug/L
01012	Beryllium	BP	N	6020	07/06/09	21:01	0.16 ug/L	1.0 ug/L
01027	Cadmium	BP	N	6010	07/01/09	20:56	0.49 ug/L	5.0 ug/L
01034	Chromium	BP	N	6010	07/01/09	20:56	8.4 ug/L	10 ug/L
01037	Cobalt	BP	N	6010	07/01/09	20:56	< 10 ug/L	10 ug/L
01042	Copper	BP	N	6010	07/01/09	20:56	< 15 ug/L	15 ug/L
01045	Iron	BP	N	6010	07/02/09	16:01	790 ug/L	100 ug/L
01051	Lead	BP	N	6010	07/01/09	20:56	< 9.0 ug/L	9.0 ug/L
01055	Manganese	BP	N	6010	07/01/09	20:56	67 ug/L	10 ug/L
71900	Mercury	BP	N	7470	06/29/09	18:20	< 0.20 ug/L	0.20 ug/L
01067	Nickel	BP	N	6010	07/01/09	20:56	2.1 ug/L	40 ug/L
01147	Selenium	BP	N	6010	07/01/09	20:56	< 15 ug/L	15 ug/L
01077	Silver	BP	N	6010	07/01/09	20:56	< 10 ug/L	10 ug/L
00929	Sodium	BP	N	6010	07/01/09	20:56	5.5 mg/L	1 mg/L
01059	Thallium	BP	N	6020	07/06/09	21:01	0.099 ug/L	1.0 ug/L
01087	Vanadium	BP	N	6010	07/01/09	20:56	5.1 ug/L	10 ug/L
01092	Zinc	BP	N	6010	07/01/09	20:56	7.3 ug/L	20 ug/L
00610	Ammonia as N	BP	N	350.1	07/09/09	11:40	0.029 mg/L	0.10 mg/L
00940	Chloride	BP	N	300.0	06/27/09	13:57	7.9 mg/L	3.0 mg/L
000081	Color	BP	N	2120B	06/30/09	09:45	ND Std	5.0 Std
000094	Field Conductivity	BP	N	120.1	06/26/09	07:45	215 umhos/cm	1 umhos/cm
000299	Field Dissolved Oxygen	BP	N	360.1	06/26/09	07:45	0.5 mg/L	0.5 mg/L
000406	Field pH	BP	N	150.1	06/26/09	07:45	7.76 Std	0.1 Std
00010	Field Temperature	BP	N	170.1	06/26/09	07:45	23.9 deg C	--
82078	Field Turbidity	BP	N	180.1	06/26/09	07:45	615.0 NTU	0.5 NTU
082545	Groundwater Elevation	BP	N	DEP-SOP	06/26/09	07:45	53.05 ft	--
00620	Nitrate	BP	N	300.0	06/27/09	13:57	< 0.50 mg/L	0.50 mg/L
070300	Total Dissolved Solids	BP	N	160.1	06/30/09	13:55	120 mg/L	10 mg/L
038437	1,2-Dibromo-3-chloropropane (DBCP)	BP	N	504.1 (Drinkin	07/07/09	15:09	< 0.020 ug/L	0.020 ug/L

PART III ANALYTICAL RESULTS

Facility GMS#: _____ Sampling Date/Time: 6/26/2009 / 7:45:00AM

Test Site ID#: 19881 Report Period 2009 / 2

WACS#: 87081 year / qtr

Well Name: MW-FL3 Well Purged (Y/N): Y

Classification of Groundwater: GII Well Type: ( ) Background

( ) Detection

Groundwater Elevation (NGVD): _____ (X) Compliance

or (MSL): 53.05 ( ) Other

Storet Code	Parameter Monitored	Sampling Method	Filtered Y/N	Analysis Method	Analysis Date/Time	Analysis Results/Units	Detection Limit/Units
77651	1,2-Dibromoethane (EDB)	BP	N	504.1 (Drinkin	07/07/09 15:09	< 0.020 ug/L	0.020 ug/L
77562	1,1,1,2-Tetrachloroethane	BP	N	8260	07/06/09 18:38	< 1.0 ug/L	1.0 ug/L
34506	1,1,1-Trichloroethane	BP	N	8260	07/06/09 18:38	< 1.0 ug/L	1.0 ug/L
34516	1,1,2,2-Tetrachloroethane	BP	N	8260	07/06/09 18:38	< 1.0 ug/L	1.0 ug/L
34511	1,1,2-Trichloroethane	BP	N	8260	07/06/09 18:38	< 1.0 ug/L	1.0 ug/L
34496	1,1-Dichloroethane	BP	N	8260	07/06/09 18:38	< 1.0 ug/L	1.0 ug/L
34501	1,1-Dichloroethene	BP	N	8260	07/06/09 18:38	< 1.0 ug/L	1.0 ug/L
77443	1,2,3-Trichloropropane	BP	N	8260	07/06/09 18:38	< 2.5 ug/L	2.5 ug/L
34536	1,2-Dichlorobenzene	BP	N	8260	07/06/09 18:38	< 1.0 ug/L	1.0 ug/L
34531	1,2-Dichloroethane	BP	N	8260	07/06/09 18:38	< 1.0 ug/L	1.0 ug/L
34541	1,2-Dichloropropane	BP	N	8260	07/06/09 18:38	< 1.0 ug/L	1.0 ug/L
34571	1,4-Dichlorobenzene	BP	N	8260	07/06/09 18:38	< 1.0 ug/L	1.0 ug/L
81595	2-Butanone (MEK)	BP	N	8260	07/06/09 18:38	< 6.0 ug/L	6.0 ug/L
077103	2-Hexanone	BP	N	8260	07/06/09 18:38	< 5.0 ug/L	5.0 ug/L
81596	4-Methyl-2-pentanone	BP	N	8260	07/06/09 18:38	< 5.0 ug/L	5.0 ug/L
81552	Acetone	BP	N	8260	07/06/09 18:38	< 10 ug/L	10 ug/L
34215	Acrylonitrile	BP	N	8260	07/06/09 18:38	< 20 ug/L	20 ug/L
34030	Benzene	BP	N	8260	07/06/09 18:38	< 1.0 ug/L	1.0 ug/L
073085	Bromochloromethane	BP	N	8260	07/06/09 18:38	< 1.0 ug/L	1.0 ug/L
32101	Bromodichloromethane	BP	N	8260	07/06/09 18:38	< 1.0 ug/L	1.0 ug/L
32104	Bromoform	BP	N	8260	07/06/09 18:38	< 1.0 ug/L	1.0 ug/L
34413	Bromomethane	BP	N	8260	07/06/09 18:38	< 2.0 ug/L	2.0 ug/L
077041	Carbon disulfide	BP	N	8260	07/06/09 18:38	< 2.0 ug/L	2.0 ug/L
32102	Carbon tetrachloride	BP	N	8260	07/06/09 18:38	< 1.0 ug/L	1.0 ug/L
34301	Chlorobenzene	BP	N	8260	07/06/09 18:38	< 1.0 ug/L	1.0 ug/L
34311	Chloroethane	BP	N	8260	07/06/09 18:38	< 2.0 ug/L	2.0 ug/L
32106	Chloroform	BP	N	8260	07/06/09 18:38	< 1.0 ug/L	1.0 ug/L
34418	Chloromethane	BP	N	8260	07/06/09 18:38	< 2.0 ug/L	2.0 ug/L
77093	cis-1,2-Dichloroethene	BP	N	8260	07/06/09 18:38	< 1.0 ug/L	1.0 ug/L
34704	cis-1,3-Dichloropropene	BP	N	8260	07/06/09 18:38	< 1.0 ug/L	1.0 ug/L
32105	Dibromochloromethane	BP	N	8260	07/06/09 18:38	< 1.0 ug/L	1.0 ug/L
77596	Dibromomethane	BP	N	8260	07/06/09 18:38	< 1.0 ug/L	1.0 ug/L

PART III ANALYTICAL RESULTS

Facility GMS#: _____ Sampling Date/Time: 6/26/2009 / 7:45:00AM

Test Site ID#: 19881 Report Period 2009 / 2

WACS#: 87081 year / qtr

Well Name: MW-FL3 Well Purged (Y/N): Y

Classification of Groundwater: GII Well Type: ( ) Background

( ) Detection

Groundwater Elevation (NGVD): _____ (X) Compliance

or (MSL): 53.05 ( ) Other

Storet Code	Parameter Monitored	Sampling Method	Filtered Y/N	Analysis Method	Analysis Date/Time	Analysis Results/Units	Detection Limit/Units
34371	Ethylbenzene	BP	N	8260	07/06/09 18:38	< 1.0 ug/L	1.0 ug/L
77424	Iodomethane	BP	N	8260	07/06/09 18:38	< 1.0 ug/L	1.0 ug/L
34423	Methylene chloride	BP	N	8260	07/06/09 18:38	< 5.0 ug/L	5.0 ug/L
77128	Styrene	BP	N	8260	07/06/09 18:38	< 1.0 ug/L	1.0 ug/L
34475	Tetrachloroethene	BP	N	8260	07/06/09 18:38	< 1.0 ug/L	1.0 ug/L
78131	Toluene	BP	N	8260	07/06/09 18:38	< 1.0 ug/L	1.0 ug/L
34546	trans-1,2-Dichloroethene	BP	N	8260	07/06/09 18:38	< 1.0 ug/L	1.0 ug/L
34699	trans-1,3-Dichloropropene	BP	N	8260	07/06/09 18:38	< 3.0 ug/L	3.0 ug/L
049263	trans-1,4-Dichloro-2-butene	BP	N	8260	07/06/09 18:38	< 3.0 ug/L	3.0 ug/L
39180	Trichloroethene	BP	N	8260	07/06/09 18:38	< 1.0 ug/L	1.0 ug/L
34488	Trichlorofluoromethane	BP	N	8260	07/06/09 18:38	< 2.0 ug/L	2.0 ug/L
77057	Vinyl acetate	BP	N	8260	07/06/09 18:38	< 3.0 ug/L	3.0 ug/L
39175	Vinyl chloride	BP	N	8260	07/06/09 18:38	< 1.0 ug/L	1.0 ug/L
81551	Xylenes (total)	BP	N	8260	07/06/09 18:38	< 2.0 ug/L	2.0 ug/L

PART III ANALYTICAL RESULTS

Facility GMS#: _____ Sampling Date/Time: 6/26/2009 / 1:10:00PM

Test Site ID#: 19340 Report Period 2009 / 2

WACS#: 87081 year / qtr

Well Name: MW-3B Well Purged (Y/N): Y

Classification of Groundwater: GII Well Type: ( ) Background

( ) Detection

Groundwater Elevation (NGVD): _____ (X) Compliance

or (MSL): 53.42 ( ) Other

Storet Code	Parameter Monitored	Sampling Method	Filtered Y/N	Analysis Method	Analysis Date/Time	Analysis Results/Units	Detection Limit/Units
01105	Aluminum	BP	N	6010	07/01/09 20:59	470 ug/L	100 ug/L
01097	Antimony	BP	N	6020	07/06/09 21:04	0.083 ug/L	2.0 ug/L
01002	Arsenic	BP	N	6020	07/06/09 21:04	0.34 ug/L	5.0 ug/L
01007	Barium	BP	N	6010	07/01/09 20:59	90 ug/L	10 ug/L
01012	Beryllium	BP	N	6020	07/06/09 21:04	< 1.0 ug/L	1.0 ug/L
01027	Cadmium	BP	N	6010	07/01/09 20:59	< 5.0 ug/L	5.0 ug/L
01034	Chromium	BP	N	6010	07/01/09 20:59	1.7 ug/L	10 ug/L
01037	Cobalt	BP	N	6010	07/01/09 20:59	< 10 ug/L	10 ug/L
01042	Copper	BP	N	6010	07/01/09 20:59	< 15 ug/L	15 ug/L
01045	Iron	BP	N	6010	07/02/09 16:22	260 ug/L	100 ug/L
01051	Lead	BP	N	6010	07/01/09 20:59	< 9.0 ug/L	9.0 ug/L
01055	Manganese	BP	N	6010	07/01/09 20:59	9.9 ug/L	10 ug/L
71900	Mercury	BP	N	7470	06/29/09 18:26	< 0.20 ug/L	0.20 ug/L
01067	Nickel	BP	N	6010	07/01/09 20:59	< 40 ug/L	40 ug/L
01147	Selenium	BP	N	6010	07/01/09 20:59	< 15 ug/L	15 ug/L
01077	Silver	BP	N	6010	07/01/09 20:59	< 10 ug/L	10 ug/L
00929	Sodium	BP	N	6010	07/01/09 20:59	2 mg/L	1 mg/L
01059	Thallium	BP	N	6020	07/06/09 21:04	0.047 ug/L	1.0 ug/L
01087	Vanadium	BP	N	6010	07/01/09 20:59	3.8 ug/L	10 ug/L
01092	Zinc	BP	N	6010	07/01/09 20:59	6.5 ug/L	20 ug/L
00610	Ammonia as N	BP	N	350.1	07/09/09 11:40	< 0.10 mg/L	0.10 mg/L
00940	Chloride	BP	N	300.0	06/27/09 14:14	2.6 mg/L	3.0 mg/L
000081	Color	BP	N	2120B	06/30/09 09:45	ND Std	5.0 Std
000094	Field Conductivity	BP	N	120.1	06/26/09 13:10	143 umhos/cm	1 umhos/cm
000299	Field Dissolved Oxygen	BP	N	360.1	06/26/09 13:10	0.9 mg/L	0.5 mg/L
000406	Field pH	BP	N	150.1	06/26/09 13:10	7.68 Std	0.1 Std
00010	Field Temperature	BP	N	170.1	06/26/09 13:10	24.4 deg C	--
82078	Field Turbidity	BP	N	180.1	06/26/09 13:10	8.2 NTU	0.5 NTU
082545	Groundwater Elevation	BP	N	DEP-SOP	06/26/09 13:10	53.42 ft	--
00620	Nitrate	BP	N	300.0	06/27/09 14:14	1.7 mg/L	0.50 mg/L
070300	Total Dissolved Solids	BP	N	160.1	06/30/09 13:55	94 mg/L	10 mg/L
038437	1,2-Dibromo-3-chloropropane (DBCP)	BP	N	504.1 (Drinkin	07/07/09 15:30	< 0.020 ug/L	0.020 ug/L

PART III ANALYTICAL RESULTS

Facility GMS#: _____ Sampling Date/Time: 6/26/2009 / 1:10:00PM

Test Site ID#: 19340 Report Period 2009 / 2

WACS#: 87081 year / qtr

Well Name: MW-3B Well Purged (Y/N): Y

Classification of Groundwater: GII Well Type: ( ) Background

( ) Detection

Groundwater Elevation (NGVD): _____ (X) Compliance

or (MSL): 53.42 ( ) Other

Storet Code	Parameter Monitored	Sampling Method	Filtered Y/N	Analysis Method	Analysis Date/Time		Analysis Results/Units	Detection Limit/Units
77651	1,2-Dibromoethane (EDB)	BP	N	504.1 (Drinkin	07/07/09	15:30	< 0.020 ug/L	0.020 ug/L
77562	1,1,1,2-Tetrachloroethane	BP	N	8260	07/06/09	18:58	< 1.0 ug/L	1.0 ug/L
34506	1,1,1-Trichloroethane	BP	N	8260	07/06/09	18:58	< 1.0 ug/L	1.0 ug/L
34516	1,1,2,2-Tetrachloroethane	BP	N	8260	07/06/09	18:58	< 1.0 ug/L	1.0 ug/L
34511	1,1,2-Trichloroethane	BP	N	8260	07/06/09	18:58	< 1.0 ug/L	1.0 ug/L
34496	1,1-Dichloroethane	BP	N	8260	07/06/09	18:58	< 1.0 ug/L	1.0 ug/L
34501	1,1-Dichloroethene	BP	N	8260	07/06/09	18:58	< 1.0 ug/L	1.0 ug/L
77443	1,2,3-Trichloropropane	BP	N	8260	07/06/09	18:58	< 2.5 ug/L	2.5 ug/L
34536	1,2-Dichlorobenzene	BP	N	8260	07/06/09	18:58	< 1.0 ug/L	1.0 ug/L
34531	1,2-Dichloroethane	BP	N	8260	07/06/09	18:58	< 1.0 ug/L	1.0 ug/L
34541	1,2-Dichloropropane	BP	N	8260	07/06/09	18:58	< 1.0 ug/L	1.0 ug/L
34571	1,4-Dichlorobenzene	BP	N	8260	07/06/09	18:58	< 1.0 ug/L	1.0 ug/L
81595	2-Butanone (MEK)	BP	N	8260	07/06/09	18:58	< 6.0 ug/L	6.0 ug/L
077103	2-Hexanone	BP	N	8260	07/06/09	18:58	< 5.0 ug/L	5.0 ug/L
81596	4-Methyl-2-pentanone	BP	N	8260	07/06/09	18:58	< 5.0 ug/L	5.0 ug/L
81552	Acetone	BP	N	8260	07/06/09	18:58	< 10 ug/L	10 ug/L
34215	Acrylonitrile	BP	N	8260	07/06/09	18:58	< 20 ug/L	20 ug/L
34030	Benzene	BP	N	8260	07/06/09	18:58	< 1.0 ug/L	1.0 ug/L
073085	Bromochloromethane	BP	N	8260	07/06/09	18:58	< 1.0 ug/L	1.0 ug/L
32101	Bromodichloromethane	BP	N	8260	07/06/09	18:58	< 1.0 ug/L	1.0 ug/L
32104	Bromoform	BP	N	8260	07/06/09	18:58	< 1.0 ug/L	1.0 ug/L
34413	Bromomethane	BP	N	8260	07/06/09	18:58	< 2.0 ug/L	2.0 ug/L
077041	Carbon disulfide	BP	N	8260	07/06/09	18:58	< 2.0 ug/L	2.0 ug/L
32102	Carbon tetrachloride	BP	N	8260	07/06/09	18:58	< 1.0 ug/L	1.0 ug/L
34301	Chlorobenzene	BP	N	8260	07/06/09	18:58	< 1.0 ug/L	1.0 ug/L
34311	Chloroethane	BP	N	8260	07/06/09	18:58	< 2.0 ug/L	2.0 ug/L
32106	Chloroform	BP	N	8260	07/06/09	18:58	< 1.0 ug/L	1.0 ug/L
34418	Chloromethane	BP	N	8260	07/06/09	18:58	< 2.0 ug/L	2.0 ug/L
77093	cis-1,2-Dichloroethene	BP	N	8260	07/06/09	18:58	< 1.0 ug/L	1.0 ug/L
34704	cis-1,3-Dichloropropene	BP	N	8260	07/06/09	18:58	< 1.0 ug/L	1.0 ug/L
32105	Dibromochloromethane	BP	N	8260	07/06/09	18:58	< 1.0 ug/L	1.0 ug/L
77596	Dibromomethane	BP	N	8260	07/06/09	18:58	< 1.0 ug/L	1.0 ug/L

PART III ANALYTICAL RESULTS

Facility GMS#: _____ Sampling Date/Time: 6/26/2009 / 1:10:00PM

Test Site ID#: 19340 Report Period 2009 / 2

WACS#: 87081 year / qtr

Well Name: MW-3B Well Purged (Y/N): Y

Classification of Groundwater: GII Well Type: ( ) Background

( ) Detection

Groundwater Elevation (NGVD): _____ (X) Compliance

or (MSL): 53.42 ( ) Other

Storet Code	Parameter Monitored	Sampling Method	Filtered Y/N	Analysis Method	Analysis Date/Time	Analysis Results/Units	Detection Limit/Units
34371	Ethylbenzene	BP	N	8260	07/06/09 18:58	< 1.0 ug/L	1.0 ug/L
77424	Iodomethane	BP	N	8260	07/06/09 18:58	< 1.0 ug/L	1.0 ug/L
34423	Methylene chloride	BP	N	8260	07/06/09 18:58	< 5.0 ug/L	5.0 ug/L
77128	Styrene	BP	N	8260	07/06/09 18:58	< 1.0 ug/L	1.0 ug/L
34475	Tetrachloroethene	BP	N	8260	07/06/09 18:58	< 1.0 ug/L	1.0 ug/L
78131	Toluene	BP	N	8260	07/06/09 18:58	< 1.0 ug/L	1.0 ug/L
34546	trans-1,2-Dichloroethene	BP	N	8260	07/06/09 18:58	< 1.0 ug/L	1.0 ug/L
34699	trans-1,3-Dichloropropene	BP	N	8260	07/06/09 18:58	< 3.0 ug/L	3.0 ug/L
049263	trans-1,4-Dichloro-2-butene	BP	N	8260	07/06/09 18:58	< 3.0 ug/L	3.0 ug/L
39180	Trichloroethene	BP	N	8260	07/06/09 18:58	< 1.0 ug/L	1.0 ug/L
34488	Trichlorofluoromethane	BP	N	8260	07/06/09 18:58	< 2.0 ug/L	2.0 ug/L
77057	Vinyl acetate	BP	N	8260	07/06/09 18:58	< 3.0 ug/L	3.0 ug/L
39175	Vinyl chloride	BP	N	8260	07/06/09 18:58	< 1.0 ug/L	1.0 ug/L
81551	Xylenes (total)	BP	N	8260	07/06/09 18:58	< 2.0 ug/L	2.0 ug/L

PART III ANALYTICAL RESULTS

Facility GMS#: _____ Sampling Date/Time: 6/26/2009 / 1:44:00PM

Test Site ID#: 19879 Report Period 2009 / 2

WACS#: 87081 year / qtr

Well Name: MW-FL1 Well Purged (Y/N): Y

Classification of Groundwater: GII Well Type: ( ) Background

( ) Detection

Groundwater Elevation (NGVD): _____ (X) Compliance

or (MSL): 53.40 ( ) Other

Storet Code	Parameter Monitored	Sampling Method	Filtered Y/N	Analysis Method	Analysis Date/Time	Analysis Results/Units	Detection Limit/Units
01105	Aluminum	BP	N	6010	07/01/09 21:02	4600 ug/L	100 ug/L
01097	Antimony	BP	N	6020	07/06/09 21:08	0.17 ug/L	2.0 ug/L
01002	Arsenic	BP	N	6020	07/06/09 21:08	1.6 ug/L	5.0 ug/L
01007	Barium	BP	N	6010	07/01/09 21:02	73 ug/L	10 ug/L
01012	Beryllium	BP	N	6020	07/06/09 21:08	0.20 ug/L	1.0 ug/L
01027	Cadmium	BP	N	6010	07/01/09 21:02	0.96 ug/L	5.0 ug/L
01034	Chromium	BP	N	6010	07/01/09 21:02	16 ug/L	10 ug/L
01037	Cobalt	BP	N	6010	07/01/09 21:02	< 10 ug/L	10 ug/L
01042	Copper	BP	N	6010	07/01/09 21:02	2.9 ug/L	15 ug/L
01045	Iron	BP	N	6010	07/02/09 16:25	2800 ug/L	100 ug/L
01051	Lead	BP	N	6010	07/01/09 21:02	2.9 ug/L	9.0 ug/L
01055	Manganese	BP	N	6010	07/01/09 21:02	74 ug/L	10 ug/L
71900	Mercury	BP	N	7470	06/29/09 18:29	< 0.20 ug/L	0.20 ug/L
01067	Nickel	BP	N	6010	07/01/09 21:02	6.4 ug/L	40 ug/L
01147	Selenium	BP	N	6010	07/01/09 21:02	< 15 ug/L	15 ug/L
01077	Silver	BP	N	6010	07/01/09 21:02	< 10 ug/L	10 ug/L
00929	Sodium	BP	N	6010	07/01/09 21:02	8.6 mg/L	1 mg/L
01059	Thallium	BP	N	6020	07/06/09 21:08	0.25 ug/L	1.0 ug/L
01087	Vanadium	BP	N	6010	07/01/09 21:02	11 ug/L	10 ug/L
01092	Zinc	BP	N	6010	07/01/09 21:02	20 ug/L	20 ug/L
00610	Ammonia as N	BP	N	350.1	07/09/09 11:40	< 0.10 mg/L	0.10 mg/L
00940	Chloride	BP	N	300.0	06/27/09 14:31	16 mg/L	3.0 mg/L
000081	Color	BP	N	2120B	06/29/09 10:30	ND Std	5.0 Std
000094	Field Conductivity	BP	N	120.1	06/26/09 13:44	261 umhos/cm	1 umhos/cm
000299	Field Dissolved Oxygen	BP	N	360.1	06/26/09 13:44	0.4 mg/L	0.5 mg/L
000406	Field pH	BP	N	150.1	06/26/09 13:44	7.27 Std	0.1 Std
00010	Field Temperature	BP	N	170.1	06/26/09 13:44	23.9 deg C	--
82078	Field Turbidity	BP	N	180.1	06/26/09 13:44	658.3 NTU	0.5 NTU
082545	Groundwater Elevation	BP	N	DEP-SOP	06/26/09 13:44	53.40 ft	--
00620	Nitrate	BP	N	300.0	06/27/09 14:31	0.90 mg/L	0.50 mg/L
070300	Total Dissolved Solids	BP	N	160.1	06/30/09 13:55	180 mg/L	10 mg/L
038437	1,2-Dibromo-3-chloropropane (DBCP)	BP	N	504.1 (Drinkin	07/08/09 09:12	< 0.020 ug/L	0.020 ug/L

PART III ANALYTICAL RESULTS

Facility GMS#: _____ Sampling Date/Time: 6/26/2009 / 1:44:00PM

Test Site ID#: 19879 Report Period 2009 / 2

WACS#: 87081 year / qtr

Well Name: MW-FL1 Well Purged (Y/N): Y

Classification of Groundwater: GII Well Type: ( ) Background

( ) Detection

Groundwater Elevation (NGVD): _____ (X) Compliance

or (MSL): 53.40 ( ) Other

Storet Code	Parameter Monitored	Sampling Method	Filtered Y/N	Analysis Method	Analysis Date/Time	Analysis Results/Units	Detection Limit/Units
77651	1,2-Dibromoethane (EDB)	BP	N	504.1 (Drinkin	07/08/09 09:12	< 0.020 ug/L	0.020 ug/L
77562	1,1,1,2-Tetrachloroethane	BP	N	8260	07/06/09 19:17	< 1.0 ug/L	1.0 ug/L
34506	1,1,1-Trichloroethane	BP	N	8260	07/06/09 19:17	< 1.0 ug/L	1.0 ug/L
34516	1,1,2,2-Tetrachloroethane	BP	N	8260	07/06/09 19:17	< 1.0 ug/L	1.0 ug/L
34511	1,1,2-Trichloroethane	BP	N	8260	07/06/09 19:17	< 1.0 ug/L	1.0 ug/L
34496	1,1-Dichloroethane	BP	N	8260	07/06/09 19:17	< 1.0 ug/L	1.0 ug/L
34501	1,1-Dichloroethene	BP	N	8260	07/06/09 19:17	< 1.0 ug/L	1.0 ug/L
77443	1,2,3-Trichloropropane	BP	N	8260	07/06/09 19:17	< 2.5 ug/L	2.5 ug/L
34536	1,2-Dichlorobenzene	BP	N	8260	07/06/09 19:17	< 1.0 ug/L	1.0 ug/L
34531	1,2-Dichloroethane	BP	N	8260	07/06/09 19:17	< 1.0 ug/L	1.0 ug/L
34541	1,2-Dichloropropane	BP	N	8260	07/06/09 19:17	< 1.0 ug/L	1.0 ug/L
34571	1,4-Dichlorobenzene	BP	N	8260	07/06/09 19:17	< 1.0 ug/L	1.0 ug/L
81595	2-Butanone (MEK)	BP	N	8260	07/06/09 19:17	< 6.0 ug/L	6.0 ug/L
077103	2-Hexanone	BP	N	8260	07/06/09 19:17	< 5.0 ug/L	5.0 ug/L
81596	4-Methyl-2-pentanone	BP	N	8260	07/06/09 19:17	< 5.0 ug/L	5.0 ug/L
81552	Acetone	BP	N	8260	07/06/09 19:17	< 10 ug/L	10 ug/L
34215	Acrylonitrile	BP	N	8260	07/06/09 19:17	< 20 ug/L	20 ug/L
34030	Benzene	BP	N	8260	07/06/09 19:17	< 1.0 ug/L	1.0 ug/L
073085	Bromochloromethane	BP	N	8260	07/06/09 19:17	< 1.0 ug/L	1.0 ug/L
32101	Bromodichloromethane	BP	N	8260	07/06/09 19:17	< 1.0 ug/L	1.0 ug/L
32104	Bromoform	BP	N	8260	07/06/09 19:17	< 1.0 ug/L	1.0 ug/L
34413	Bromomethane	BP	N	8260	07/06/09 19:17	< 2.0 ug/L	2.0 ug/L
077041	Carbon disulfide	BP	N	8260	07/06/09 19:17	< 2.0 ug/L	2.0 ug/L
32102	Carbon tetrachloride	BP	N	8260	07/06/09 19:17	< 1.0 ug/L	1.0 ug/L
34301	Chlorobenzene	BP	N	8260	07/06/09 19:17	< 1.0 ug/L	1.0 ug/L
34311	Chloroethane	BP	N	8260	07/06/09 19:17	< 2.0 ug/L	2.0 ug/L
32106	Chloroform	BP	N	8260	07/06/09 19:17	< 1.0 ug/L	1.0 ug/L
34418	Chloromethane	BP	N	8260	07/06/09 19:17	< 2.0 ug/L	2.0 ug/L
77093	cis-1,2-Dichloroethene	BP	N	8260	07/06/09 19:17	< 1.0 ug/L	1.0 ug/L
34704	cis-1,3-Dichloropropene	BP	N	8260	07/06/09 19:17	< 1.0 ug/L	1.0 ug/L
32105	Dibromochloromethane	BP	N	8260	07/06/09 19:17	< 1.0 ug/L	1.0 ug/L
77596	Dibromomethane	BP	N	8260	07/06/09 19:17	< 1.0 ug/L	1.0 ug/L

PART III ANALYTICAL RESULTS

Facility GMS#: _____ Sampling Date/Time: 6/26/2009 / 1:44:00PM

Test Site ID#: 19879 Report Period 2009 / 2

WACS#: 87081 year / qtr

Well Name: MW-FL1 Well Purged (Y/N): Y

Classification of Groundwater: GII Well Type: ( ) Background

( ) Detection

Groundwater Elevation (NGVD): _____ (X) Compliance

or (MSL): 53.40 ( ) Other

Storet Code	Parameter Monitored	Sampling Method	Filtered Y/N	Analysis Method	Analysis Date/Time	Analysis Results/Units	Detection Limit/Units
34371	Ethylbenzene	BP	N	8260	07/06/09 19:17	< 1.0 ug/L	1.0 ug/L
77424	Iodomethane	BP	N	8260	07/06/09 19:17	< 1.0 ug/L	1.0 ug/L
34423	Methylene chloride	BP	N	8260	07/06/09 19:17	< 5.0 ug/L	5.0 ug/L
77128	Styrene	BP	N	8260	07/06/09 19:17	< 1.0 ug/L	1.0 ug/L
34475	Tetrachloroethene	BP	N	8260	07/06/09 19:17	< 1.0 ug/L	1.0 ug/L
78131	Toluene	BP	N	8260	07/06/09 19:17	< 1.0 ug/L	1.0 ug/L
34546	trans-1,2-Dichloroethene	BP	N	8260	07/06/09 19:17	< 1.0 ug/L	1.0 ug/L
34699	trans-1,3-Dichloropropene	BP	N	8260	07/06/09 19:17	< 3.0 ug/L	3.0 ug/L
049263	trans-1,4-Dichloro-2-butene	BP	N	8260	07/06/09 19:17	< 3.0 ug/L	3.0 ug/L
39180	Trichloroethene	BP	N	8260	07/06/09 19:17	< 1.0 ug/L	1.0 ug/L
34488	Trichlorofluoromethane	BP	N	8260	07/06/09 19:17	< 2.0 ug/L	2.0 ug/L
77057	Vinyl acetate	BP	N	8260	07/06/09 19:17	< 3.0 ug/L	3.0 ug/L
39175	Vinyl chloride	BP	N	8260	07/06/09 19:17	< 1.0 ug/L	1.0 ug/L
81551	Xylenes (total)	BP	N	8260	07/06/09 19:17	< 2.0 ug/L	2.0 ug/L

PART III ANALYTICAL RESULTS

Facility GMS#: _____ Sampling Date/Time: 6/26/2009 /12:09:00PM

Test Site ID#: 19341 Report Period 2009 / 2

WACS#: 87081 year / qtr

Well Name: MW-4A Well Purged (Y/N): Y

Classification of Groundwater: GII Well Type: ( ) Background

( ) Detection

(X) Compliance

Groundwater Elevation (NGVD): _____ ( ) Other

or (MSL): 52.67

Storet Code	Parameter Monitored	Sampling Method	Filtered Y/N	Analysis Method	Analysis Date/Time	Analysis Results/Units	Detection Limit/Units
01105	Aluminum	BP	N	6010	07/01/09 21:05	310 ug/L	100 ug/L
01097	Antimony	BP	N	6020	07/06/09 21:11	0.18 ug/L	2.0 ug/L
01002	Arsenic	BP	N	6020	07/06/09 21:11	0.26 ug/L	5.0 ug/L
01007	Barium	BP	N	6010	07/01/09 21:05	23 ug/L	10 ug/L
01012	Beryllium	BP	N	6020	07/06/09 21:11	< 1.0 ug/L	1.0 ug/L
01027	Cadmium	BP	N	6010	07/01/09 21:05	< 5.0 ug/L	5.0 ug/L
01034	Chromium	BP	N	6010	07/01/09 21:05	0.73 ug/L	10 ug/L
01037	Cobalt	BP	N	6010	07/01/09 21:05	< 10 ug/L	10 ug/L
01042	Copper	BP	N	6010	07/01/09 21:05	< 15 ug/L	15 ug/L
01045	Iron	BP	N	6010	07/02/09 16:27	130 ug/L	100 ug/L
01051	Lead	BP	N	6010	07/01/09 21:05	< 9.0 ug/L	9.0 ug/L
01055	Manganese	BP	N	6010	07/01/09 21:05	23 ug/L	10 ug/L
71900	Mercury	BP	N	7470	06/29/09 18:31	< 0.20 ug/L	0.20 ug/L
01067	Nickel	BP	N	6010	07/01/09 21:05	3.2 ug/L	40 ug/L
01147	Selenium	BP	N	6010	07/01/09 21:05	< 15 ug/L	15 ug/L
01077	Silver	BP	N	6010	07/01/09 21:05	< 10 ug/L	10 ug/L
00929	Sodium	BP	N	6010	07/01/09 21:05	1.2 mg/L	1 mg/L
01059	Thallium	BP	N	6020	07/06/09 21:11	< 1.0 ug/L	1.0 ug/L
01087	Vanadium	BP	N	6010	07/01/09 21:05	< 10 ug/L	10 ug/L
01092	Zinc	BP	N	6010	07/01/09 21:05	110 ug/L	20 ug/L
00610	Ammonia as N	BP	N	350.1	07/09/09 11:40	< 0.10 mg/L	0.10 mg/L
00940	Chloride	BP	N	300.0	06/27/09 14:48	3.0 mg/L	3.0 mg/L
000081	Color	BP	N	2120B	06/29/09 10:30	ND Std	5.0 Std
000094	Field Conductivity	BP	N	120.1	06/26/09 12:09	51 umhos/cm	1 umhos/cm
000299	Field Dissolved Oxygen	BP	N	360.1	06/26/09 12:09	1.9 mg/L	0.5 mg/L
000406	Field pH	BP	N	150.1	06/26/09 12:09	5.41 Std	0.1 Std
00010	Field Temperature	BP	N	170.1	06/26/09 12:09	25.0 deg C	--
82078	Field Turbidity	BP	N	180.1	06/26/09 12:09	4.1 NTU	0.5 NTU
082545	Groundwater Elevation	BP	N	DEP-SOP	06/26/09 12:09	52.67 ft	--
00620	Nitrate	BP	N	300.0	06/27/09 14:48	0.85 mg/L	0.50 mg/L
070300	Total Dissolved Solids	BP	N	160.1	06/30/09 13:55	52 mg/L	10 mg/L
038437	1,2-Dibromo-3-chloropropane (DBCP)	BP	N	504.1 (Drinkin	07/07/09 16:10	< 0.020 ug/L	0.020 ug/L

PART III ANALYTICAL RESULTS

Facility GMS#: _____ Sampling Date/Time: 6/26/2009 /12:09:00PM

Test Site ID#: 19341 Report Period 2009 / 2

WACS#: 87081 year / qtr

Well Name: MW-4A Well Purged (Y/N): Y

Classification of Groundwater: GII Well Type: ( ) Background

( ) Detection

(X) Compliance

Groundwater Elevation (NGVD): _____ ( ) Other

or (MSL): 52.67

Storet Code	Parameter Monitored	Sampling Method	Filtered Y/N	Analysis Method	Analysis Date/Time	Analysis Results/Units	Detection Limit/Units
77651	1,2-Dibromoethane (EDB)	BP	N	504.1 (Drinkin	07/07/09 16:10	< 0.020 ug/L	0.020 ug/L
77562	1,1,1,2-Tetrachloroethane	BP	N	8260	07/06/09 19:37	< 1.0 ug/L	1.0 ug/L
34506	1,1,1-Trichloroethane	BP	N	8260	07/06/09 19:37	< 1.0 ug/L	1.0 ug/L
34516	1,1,2,2-Tetrachloroethane	BP	N	8260	07/06/09 19:37	< 1.0 ug/L	1.0 ug/L
34511	1,1,2-Trichloroethane	BP	N	8260	07/06/09 19:37	< 1.0 ug/L	1.0 ug/L
34496	1,1-Dichloroethane	BP	N	8260	07/06/09 19:37	< 1.0 ug/L	1.0 ug/L
34501	1,1-Dichloroethene	BP	N	8260	07/06/09 19:37	< 1.0 ug/L	1.0 ug/L
77443	1,2,3-Trichloropropane	BP	N	8260	07/06/09 19:37	< 2.5 ug/L	2.5 ug/L
34536	1,2-Dichlorobenzene	BP	N	8260	07/06/09 19:37	< 1.0 ug/L	1.0 ug/L
34531	1,2-Dichloroethane	BP	N	8260	07/06/09 19:37	< 1.0 ug/L	1.0 ug/L
34541	1,2-Dichloropropane	BP	N	8260	07/06/09 19:37	< 1.0 ug/L	1.0 ug/L
34571	1,4-Dichlorobenzene	BP	N	8260	07/06/09 19:37	< 1.0 ug/L	1.0 ug/L
81595	2-Butanone (MEK)	BP	N	8260	07/06/09 19:37	< 6.0 ug/L	6.0 ug/L
077103	2-Hexanone	BP	N	8260	07/06/09 19:37	< 5.0 ug/L	5.0 ug/L
81596	4-Methyl-2-pentanone	BP	N	8260	07/06/09 19:37	< 5.0 ug/L	5.0 ug/L
81552	Acetone	BP	N	8260	07/06/09 19:37	< 10 ug/L	10 ug/L
34215	Acrylonitrile	BP	N	8260	07/06/09 19:37	< 20 ug/L	20 ug/L
34030	Benzene	BP	N	8260	07/06/09 19:37	< 1.0 ug/L	1.0 ug/L
073085	Bromochloromethane	BP	N	8260	07/06/09 19:37	< 1.0 ug/L	1.0 ug/L
32101	Bromodichloromethane	BP	N	8260	07/06/09 19:37	< 1.0 ug/L	1.0 ug/L
32104	Bromoform	BP	N	8260	07/06/09 19:37	< 1.0 ug/L	1.0 ug/L
34413	Bromomethane	BP	N	8260	07/06/09 19:37	< 2.0 ug/L	2.0 ug/L
077041	Carbon disulfide	BP	N	8260	07/06/09 19:37	< 2.0 ug/L	2.0 ug/L
32102	Carbon tetrachloride	BP	N	8260	07/06/09 19:37	< 1.0 ug/L	1.0 ug/L
34301	Chlorobenzene	BP	N	8260	07/06/09 19:37	< 1.0 ug/L	1.0 ug/L
34311	Chloroethane	BP	N	8260	07/06/09 19:37	< 2.0 ug/L	2.0 ug/L
32106	Chloroform	BP	N	8260	07/06/09 19:37	< 1.0 ug/L	1.0 ug/L
34418	Chloromethane	BP	N	8260	07/06/09 19:37	< 2.0 ug/L	2.0 ug/L
77093	cis-1,2-Dichloroethene	BP	N	8260	07/06/09 19:37	< 1.0 ug/L	1.0 ug/L
34704	cis-1,3-Dichloropropene	BP	N	8260	07/06/09 19:37	< 1.0 ug/L	1.0 ug/L
32105	Dibromochloromethane	BP	N	8260	07/06/09 19:37	< 1.0 ug/L	1.0 ug/L
77596	Dibromomethane	BP	N	8260	07/06/09 19:37	< 1.0 ug/L	1.0 ug/L

PART III ANALYTICAL RESULTS

Facility GMS#: _____ Sampling Date/Time: 6/26/2009 /12:09:00PM

Test Site ID#: 19341 Report Period 2009 / 2

WACS#: 87081 year / qtr

Well Name: MW-4A Well Purged (Y/N): Y

Classification of Groundwater: GII Well Type: ( ) Background

( ) Detection

Groundwater Elevation (NGVD): _____ (X) Compliance

or (MSL): 52.67 ( ) Other

Storet Code	Parameter Monitored	Sampling Method	Filtered Y/N	Analysis Method	Analysis Date/Time	Analysis Results/Units	Detection Limit/Units
34371	Ethylbenzene	BP	N	8260	07/06/09 19:37	< 1.0 ug/L	1.0 ug/L
77424	Iodomethane	BP	N	8260	07/06/09 19:37	< 1.0 ug/L	1.0 ug/L
34423	Methylene chloride	BP	N	8260	07/06/09 19:37	< 5.0 ug/L	5.0 ug/L
77128	Styrene	BP	N	8260	07/06/09 19:37	< 1.0 ug/L	1.0 ug/L
34475	Tetrachloroethene	BP	N	8260	07/06/09 19:37	< 1.0 ug/L	1.0 ug/L
78131	Toluene	BP	N	8260	07/06/09 19:37	< 1.0 ug/L	1.0 ug/L
34546	trans-1,2-Dichloroethene	BP	N	8260	07/06/09 19:37	< 1.0 ug/L	1.0 ug/L
34699	trans-1,3-Dichloropropene	BP	N	8260	07/06/09 19:37	< 3.0 ug/L	3.0 ug/L
049263	trans-1,4-Dichloro-2-butene	BP	N	8260	07/06/09 19:37	< 3.0 ug/L	3.0 ug/L
39180	Trichloroethene	BP	N	8260	07/06/09 19:37	< 1.0 ug/L	1.0 ug/L
34488	Trichlorofluoromethane	BP	N	8260	07/06/09 19:37	< 2.0 ug/L	2.0 ug/L
77057	Vinyl acetate	BP	N	8260	07/06/09 19:37	< 3.0 ug/L	3.0 ug/L
39175	Vinyl chloride	BP	N	8260	07/06/09 19:37	< 1.0 ug/L	1.0 ug/L
81551	Xylenes (total)	BP	N	8260	07/06/09 19:37	< 2.0 ug/L	2.0 ug/L

PART III ANALYTICAL RESULTS

Facility GMS#: _____ Sampling Date/Time: 6/26/2009 /12:00:00AM

Test Site ID#: _____ Report Period 2009 / 2

WACS#: 87081 year / qtr

Well Name: TRIP BLANK 1 Well Purged (Y/N): N

Classification of Groundwater: GII Well Type: ( ) Background

( ) Detection

Groundwater Elevation (NGVD): _____ ( ) Compliance

or (MSL): _____ ( ) Other

Storet Code	Parameter Monitored	Sampling Method	Filtered Y/N	Analysis Method	Analysis Date/Time	Analysis Results/Units	Detection Limit/Units
77562	1,1,1,2-Tetrachloroethane	Z	N	8260	07/06/09 19:57	< 1.0 ug/L	1.0 ug/L
34506	1,1,1-Trichloroethane	Z	N	8260	07/06/09 19:57	< 1.0 ug/L	1.0 ug/L
34516	1,1,2,2-Tetrachloroethane	Z	N	8260	07/06/09 19:57	< 1.0 ug/L	1.0 ug/L
34511	1,1,2-Trichloroethane	Z	N	8260	07/06/09 19:57	< 1.0 ug/L	1.0 ug/L
34496	1,1-Dichloroethane	Z	N	8260	07/06/09 19:57	< 1.0 ug/L	1.0 ug/L
34501	1,1-Dichloroethene	Z	N	8260	07/06/09 19:57	< 1.0 ug/L	1.0 ug/L
77443	1,2,3-Trichloropropane	Z	N	8260	07/06/09 19:57	< 2.5 ug/L	2.5 ug/L
34536	1,2-Dichlorobenzene	Z	N	8260	07/06/09 19:57	< 1.0 ug/L	1.0 ug/L
34531	1,2-Dichloroethane	Z	N	8260	07/06/09 19:57	< 1.0 ug/L	1.0 ug/L
34541	1,2-Dichloropropane	Z	N	8260	07/06/09 19:57	< 1.0 ug/L	1.0 ug/L
34571	1,4-Dichlorobenzene	Z	N	8260	07/06/09 19:57	< 1.0 ug/L	1.0 ug/L
81595	2-Butanone (MEK)	Z	N	8260	07/06/09 19:57	< 6.0 ug/L	6.0 ug/L
077103	2-Hexanone	Z	N	8260	07/06/09 19:57	< 5.0 ug/L	5.0 ug/L
81596	4-Methyl-2-pentanone	Z	N	8260	07/06/09 19:57	< 5.0 ug/L	5.0 ug/L
81552	Acetone	Z	N	8260	07/06/09 19:57	< 10 ug/L	10 ug/L
34215	Acrylonitrile	Z	N	8260	07/06/09 19:57	< 20 ug/L	20 ug/L
34030	Benzene	Z	N	8260	07/06/09 19:57	< 1.0 ug/L	1.0 ug/L
073085	Bromochloromethane	Z	N	8260	07/06/09 19:57	< 1.0 ug/L	1.0 ug/L
32101	Bromodichloromethane	Z	N	8260	07/06/09 19:57	< 1.0 ug/L	1.0 ug/L
32104	Bromoform	Z	N	8260	07/06/09 19:57	< 1.0 ug/L	1.0 ug/L
34413	Bromomethane	Z	N	8260	07/06/09 19:57	< 2.0 ug/L	2.0 ug/L
077041	Carbon disulfide	Z	N	8260	07/06/09 19:57	< 2.0 ug/L	2.0 ug/L
32102	Carbon tetrachloride	Z	N	8260	07/06/09 19:57	< 1.0 ug/L	1.0 ug/L
34301	Chlorobenzene	Z	N	8260	07/06/09 19:57	< 1.0 ug/L	1.0 ug/L
34311	Chloroethane	Z	N	8260	07/06/09 19:57	< 2.0 ug/L	2.0 ug/L
32106	Chloroform	Z	N	8260	07/06/09 19:57	< 1.0 ug/L	1.0 ug/L
34418	Chloromethane	Z	N	8260	07/06/09 19:57	< 2.0 ug/L	2.0 ug/L
77093	cis-1,2-Dichloroethene	Z	N	8260	07/06/09 19:57	< 1.0 ug/L	1.0 ug/L
34704	cis-1,3-Dichloropropene	Z	N	8260	07/06/09 19:57	< 1.0 ug/L	1.0 ug/L
32105	Dibromochloromethane	Z	N	8260	07/06/09 19:57	< 1.0 ug/L	1.0 ug/L
77596	Dibromomethane	Z	N	8260	07/06/09 19:57	< 1.0 ug/L	1.0 ug/L
34371	Ethylbenzene	Z	N	8260	07/06/09 19:57	< 1.0 ug/L	1.0 ug/L

PART III ANALYTICAL RESULTS

Facility GMS#: _____ Sampling Date/Time: 6/26/2009 /12:00:00AM

Test Site ID#: _____ Report Period 2009 / 2

WACS#: 87081 year / qtr

Well Name: TRIP BLANK 1 Well Purged (Y/N): N

Classification of Groundwater: GII Well Type: ( ) Background

( ) Detection

Groundwater Elevation (NGVD): _____ ( ) Compliance

or (MSL): _____ ( ) Other

Storet Code	Parameter Monitored	Sampling Method	Filtered Y/N	Analysis Method	Analysis Date/Time	Analysis Results/Units	Detection Limit/Units
77424	Iodomethane	Z	N	8260	07/06/09 19:57	< 1.0 ug/L	1.0 ug/L
34423	Methylene chloride	Z	N	8260	07/06/09 19:57	< 5.0 ug/L	5.0 ug/L
77128	Styrene	Z	N	8260	07/06/09 19:57	< 1.0 ug/L	1.0 ug/L
34475	Tetrachloroethene	Z	N	8260	07/06/09 19:57	< 1.0 ug/L	1.0 ug/L
78131	Toluene	Z	N	8260	07/06/09 19:57	< 1.0 ug/L	1.0 ug/L
34546	trans-1,2-Dichloroethene	Z	N	8260	07/06/09 19:57	< 1.0 ug/L	1.0 ug/L
34699	trans-1,3-Dichloropropene	Z	N	8260	07/06/09 19:57	< 3.0 ug/L	3.0 ug/L
049263	trans-1,4-Dichloro-2-butene	Z	N	8260	07/06/09 19:57	< 3.0 ug/L	3.0 ug/L
39180	Trichloroethene	Z	N	8260	07/06/09 19:57	< 1.0 ug/L	1.0 ug/L
34488	Trichlorofluoromethane	Z	N	8260	07/06/09 19:57	< 2.0 ug/L	2.0 ug/L
77057	Vinyl acetate	Z	N	8260	07/06/09 19:57	< 3.0 ug/L	3.0 ug/L
39175	Vinyl chloride	Z	N	8260	07/06/09 19:57	< 1.0 ug/L	1.0 ug/L
81551	Xylenes (total)	Z	N	8260	07/06/09 19:57	< 2.0 ug/L	2.0 ug/L

PART III ANALYTICAL RESULTS

Facility GMS#: _____ Sampling Date/Time: 6/26/2009 /11:37:00AM

Test Site ID#: 19342 Report Period 2009 / 2

WACS#: 87081 year / qtr

Well Name: MW-4B Well Purged (Y/N): Y

Classification of Groundwater: GII Well Type: ( ) Background

( ) Detection

Groundwater Elevation (NGVD): _____ (X) Compliance

or (MSL): 53.69 ( ) Other

Storet Code	Parameter Monitored	Sampling Method	Filtered Y/N	Analysis Method	Analysis Date/Time	Analysis Results/Units	Detection Limit/Units
000094	Field Conductivity	BP	N	120.1	06/26/09 11:37	65 umhos/cm	1 umhos/cm
000299	Field Dissolved Oxygen	BP	N	360.1	06/26/09 11:37	1.9 mg/L	0.5 mg/L
000406	Field pH	BP	N	150.1	06/26/09 11:37	5.70 Std	0.1 Std
00010	Field Temperature	BP	N	170.1	06/26/09 11:37	25.4 deg C	--
82078	Field Turbidity	BP	N	180.1	06/26/09 11:37	2.5 NTU	0.5 NTU
082545	Groundwater Elevation	BP	N	DEP-SOP	06/26/09 11:37	53.69 ft	--

PART III ANALYTICAL RESULTS

Facility GMS#: _____ Sampling Date/Time: 6/26/2009 /11:02:00AM

Test Site ID#: 19343 Report Period 2009 / 2

WACS#: 87081 year / qtr

Well Name: MW-5A Well Purged (Y/N): Y

Classification of Groundwater: GII Well Type: ( ) Background

( ) Detection

Groundwater Elevation (NGVD): _____ (X) Compliance

or (MSL): 55.23 ( ) Other

Storet Code	Parameter Monitored	Sampling Method	Filtered Y/N	Analysis Method	Analysis Date/Time	Analysis Results/Units	Detection Limit/Units
000094	Field Conductivity	BP	N	120.1	06/26/09 11:02	56 umhos/cm	1 umhos/cm
000299	Field Dissolved Oxygen	BP	N	360.1	06/26/09 11:02	1.4 mg/L	0.5 mg/L
000406	Field pH	BP	N	150.1	06/26/09 11:02	4.56 Std	0.1 Std
00010	Field Temperature	BP	N	170.1	06/26/09 11:02	24.8 deg C	--
82078	Field Turbidity	BP	N	180.1	06/26/09 11:02	4.7 NTU	0.5 NTU
082545	Groundwater Elevation	BP	N	DEP-SOP	06/26/09 11:02	55.23 ft	--

PART III ANALYTICAL RESULTS

Facility GMS#: _____ Sampling Date/Time: 6/26/2009 /10:34:00AM

Test Site ID#: 19344 Report Period 2009 / 2

WACS#: 87081 year / qtr

Well Name: MW-5B Well Purged (Y/N): Y

Classification of Groundwater: GII Well Type: ( ) Background

( ) Detection

Groundwater Elevation (NGVD): _____ (X) Compliance

or (MSL): 53.17 ( ) Other

Storet Code	Parameter Monitored	Sampling Method	Filtered Y/N	Analysis Method	Analysis Date/Time	Analysis Results/Units	Detection Limit/Units
000094	Field Conductivity	BP	N	120.1	06/26/09 10:34	209 umhos/cm	1 umhos/cm
000299	Field Dissolved Oxygen	BP	N	360.1	06/26/09 10:34	12.0 mg/L	0.5 mg/L
000406	Field pH	BP	N	150.1	06/26/09 10:34	7.55 Std	0.1 Std
00010	Field Temperature	BP	N	170.1	06/26/09 10:34	24.8 deg C	--
82078	Field Turbidity	BP	N	180.1	06/26/09 10:34	3.9 NTU	0.5 NTU
082545	Groundwater Elevation	BP	N	DEP-SOP	06/26/09 10:34	53.17 ft	--

PART III ANALYTICAL RESULTS

Facility GMS#: _____ Sampling Date/Time: 6/26/2009 /10:04:00AM

Test Site ID#: 19347 Report Period 2009 / 2

WACS#: 87081 year / qtr

Well Name: MW-7A Well Purged (Y/N): Y

Classification of Groundwater: GII Well Type: (X) Background

( ) Detection

Groundwater Elevation (NGVD): _____ ( ) Compliance

or (MSL): 68.10 ( ) Other

Storet Code	Parameter Monitored	Sampling Method	Filtered Y/N	Analysis Method	Analysis Date/Time	Analysis Results/Units	Detection Limit/Units
000094	Field Conductivity	BP	N	120.1	06/26/09 10:04	245 umhos/cm	1 umhos/cm
000299	Field Dissolved Oxygen	BP	N	360.1	06/26/09 10:04	1.7 mg/L	0.5 mg/L
000406	Field pH	BP	N	150.1	06/26/09 10:04	7.59 Std	0.1 Std
00010	Field Temperature	BP	N	170.1	06/26/09 10:04	23.9 deg C	--
82078	Field Turbidity	BP	N	180.1	06/26/09 10:04	4.7 NTU	0.5 NTU
082545	Groundwater Elevation	BP	N	DEP-SOP	06/26/09 10:04	68.10 ft	--

PART III ANALYTICAL RESULTS

Facility GMS#: _____ Sampling Date/Time: 6/26/2009 / 9:33:00AM

Test Site ID#: 19348 Report Period 2009 / 2

WACS#: 87081 year / qtr

Well Name: MW-7B Well Purged (Y/N): Y

Classification of Groundwater: GII Well Type: ( ) Background

( ) Detection

Groundwater Elevation (NGVD): _____ (X) Compliance

or (MSL): 54.71 ( ) Other

Storet Code	Parameter Monitored	Sampling Method	Filtered Y/N	Analysis Method	Analysis Date/Time	Analysis Results/Units	Detection Limit/Units
000094	Field Conductivity	BP	N	120.1	06/26/09 09:33	122 umhos/cm	1 umhos/cm
000299	Field Dissolved Oxygen	BP	N	360.1	06/26/09 09:33	1.9 mg/L	0.5 mg/L
000406	Field pH	BP	N	150.1	06/26/09 09:33	7.88 Std	0.1 Std
00010	Field Temperature	BP	N	170.1	06/26/09 09:33	24.3 deg C	--
82078	Field Turbidity	BP	N	180.1	06/26/09 09:33	43.2 NTU	0.5 NTU
082545	Groundwater Elevation	BP	N	DEP-SOP	06/26/09 09:33	54.71 ft	--

PART III ANALYTICAL RESULTS

Facility GMS#: _____ Sampling Date/Time: 6/26/2009 / 9:02:00AM

Test Site ID#: 19335 Report Period 2009 / 2

WACS#: 87081 year / qtr

Well Name: MW-1A Well Purged (Y/N): Y

Classification of Groundwater: GII Well Type: (X) Background

( ) Detection

Groundwater Elevation (NGVD): _____ ( ) Compliance

or (MSL): 67.32 ( ) Other

Storet Code	Parameter Monitored	Sampling Method	Filtered Y/N	Analysis Method	Analysis Date/Time	Analysis Results/Units	Detection Limit/Units
000094	Field Conductivity	BP	N	120.1	06/26/09 09:02	274 umhos/cm	1 umhos/cm
000299	Field Dissolved Oxygen	BP	N	360.1	06/26/09 09:02	2.5 mg/L	0.5 mg/L
000406	Field pH	BP	N	150.1	06/26/09 09:02	7.32 Std	0.1 Std
00010	Field Temperature	BP	N	170.1	06/26/09 09:02	23.9 deg C	--
82078	Field Turbidity	BP	N	180.1	06/26/09 09:02	4.2 NTU	0.5 NTU
082545	Groundwater Elevation	BP	N	DEP-SOP	06/26/09 09:02	67.32 ft	--

PART III ANALYTICAL RESULTS

Facility GMS#: _____ Sampling Date/Time: 6/26/2009 / 7:45:00AM

Test Site ID#: 19881 Report Period 2009 / 2

WACS#: 87081 year / qtr

Well Name: MW-FL3 Well Purged (Y/N): Y

Classification of Groundwater: GII Well Type: ( ) Background

( ) Detection

Groundwater Elevation (NGVD): _____ (X) Compliance

or (MSL): 53.05 ( ) Other

Storet Code	Parameter Monitored	Sampling Method	Filtered Y/N	Analysis Method	Analysis Date/Time	Analysis Results/Units	Detection Limit/Units
000094	Field Conductivity	BP	N	120.1	06/26/09 07:45	215 umhos/cm	1 umhos/cm
000299	Field Dissolved Oxygen	BP	N	360.1	06/26/09 07:45	0.5 mg/L	0.5 mg/L
000406	Field pH	BP	N	150.1	06/26/09 07:45	7.76 Std	0.1 Std
00010	Field Temperature	BP	N	170.1	06/26/09 07:45	23.9 deg C	--
82078	Field Turbidity	BP	N	180.1	06/26/09 07:45	615.0 NTU	0.5 NTU
082545	Groundwater Elevation	BP	N	DEP-SOP	06/26/09 07:45	53.05 ft	--

PART III ANALYTICAL RESULTS

Facility GMS#: _____ Sampling Date/Time: 6/26/2009 / 1:10:00PM

Test Site ID#: 19340 Report Period 2009 / 2

WACS#: 87081 year / qtr

Well Name: MW-3B Well Purged (Y/N): Y

Classification of Groundwater: GII Well Type: ( ) Background

( ) Detection

Groundwater Elevation (NGVD): _____ (X) Compliance

or (MSL): 53.42 ( ) Other

Storet Code	Parameter Monitored	Sampling Method	Filtered Y/N	Analysis Method	Analysis Date/Time	Analysis Results/Units	Detection Limit/Units
000094	Field Conductivity	BP	N	120.1	06/26/09 13:10	143 umhos/cm	1 umhos/cm
000299	Field Dissolved Oxygen	BP	N	360.1	06/26/09 13:10	0.9 mg/L	0.5 mg/L
000406	Field pH	BP	N	150.1	06/26/09 13:10	7.68 Std	0.1 Std
00010	Field Temperature	BP	N	170.1	06/26/09 13:10	24.4 deg C	--
82078	Field Turbidity	BP	N	180.1	06/26/09 13:10	8.2 NTU	0.5 NTU
082545	Groundwater Elevation	BP	N	DEP-SOP	06/26/09 13:10	53.42 ft	--

PART III ANALYTICAL RESULTS

Facility GMS#: _____ Sampling Date/Time: 6/26/2009 / 1:44:00PM

Test Site ID#: 19879 Report Period 2009 / 2

WACS#: 87081 year / qtr

Well Name: MW-FL1 Well Purged (Y/N): Y

Classification of Groundwater: GII Well Type: ( ) Background

( ) Detection

Groundwater Elevation (NGVD): _____ (X) Compliance

or (MSL): 53.40 ( ) Other

Storet Code	Parameter Monitored	Sampling Method	Filtered Y/N	Analysis Method	Analysis Date/Time	Analysis Results/Units	Detection Limit/Units
000094	Field Conductivity	BP	N	120.1	06/26/09 13:44	261 umhos/cm	1 umhos/cm
000299	Field Dissolved Oxygen	BP	N	360.1	06/26/09 13:44	0.4 mg/L	0.5 mg/L
000406	Field pH	BP	N	150.1	06/26/09 13:44	7.27 Std	0.1 Std
00010	Field Temperature	BP	N	170.1	06/26/09 13:44	23.9 deg C	--
82078	Field Turbidity	BP	N	180.1	06/26/09 13:44	658.3 NTU	0.5 NTU
082545	Groundwater Elevation	BP	N	DEP-SOP	06/26/09 13:44	53.40 ft	--

PART III ANALYTICAL RESULTS

Facility GMS#: _____ Sampling Date/Time: 6/26/2009 /12:09:00PM

Test Site ID#: 19341 Report Period 2009 / 2

WACS#: 87081 year / qtr

Well Name: MW-4A Well Purged (Y/N): Y

Classification of Groundwater: GII Well Type: ( ) Background

( ) Detection

Groundwater Elevation (NGVD): _____ (X) Compliance

or (MSL): 52.67 ( ) Other

Storet Code	Parameter Monitored	Sampling Method	Filtered Y/N	Analysis Method	Analysis Date/Time	Analysis Results/Units	Detection Limit/Units
000094	Field Conductivity	BP	N	120.1	06/26/09 12:09	51 umhos/cm	1 umhos/cm
000299	Field Dissolved Oxygen	BP	N	360.1	06/26/09 12:09	1.9 mg/L	0.5 mg/L
000406	Field pH	BP	N	150.1	06/26/09 12:09	5.41 Std	0.1 Std
00010	Field Temperature	BP	N	170.1	06/26/09 12:09	25.0 deg C	--
82078	Field Turbidity	BP	N	180.1	06/26/09 12:09	4.1 NTU	0.5 NTU
082545	Groundwater Elevation	BP	N	DEP-SOP	06/26/09 12:09	52.67 ft	--

PART III ANALYTICAL RESULTS

Facility GMS#: _____ Sampling Date/Time: 6/30/2009 /10:15:00AM

Test Site ID#: 19868 Report Period 2009 / 2

WACS#: 87081 year / qtr

Well Name: MW-8R Well Purged (Y/N): Y

Classification of Groundwater: GII Well Type: (X) Background

( ) Detection

Groundwater Elevation (NGVD): _____ ( ) Compliance

or (MSL): 55.60 ( ) Other

Storet Code	Parameter Monitored	Sampling Method	Filtered Y/N	Analysis Method	Analysis Date/Time	Analysis Results/Units	Detection Limit/Units
01097	Antimony	SP	N	6020	07/07/09 03:50	0.46 ug/L	2.0 ug/L
01002	Arsenic	SP	N	6020	07/07/09 03:50	1.1 ug/L	5.0 ug/L
01007	Barium	SP	N	6010	07/07/09 17:33	10 ug/L	10 ug/L
01012	Beryllium	SP	N	6020	07/07/09 03:50	< 1.0 ug/L	1.0 ug/L
01027	Cadmium	SP	N	6010	07/07/09 17:33	< 5.0 ug/L	5.0 ug/L
01034	Chromium	SP	N	6010	07/07/09 17:33	2.0 ug/L	10 ug/L
01037	Cobalt	SP	N	6010	07/07/09 17:33	< 10 ug/L	10 ug/L
01042	Copper	SP	N	6010	07/07/09 17:33	2.1 ug/L	15 ug/L
01045	Iron	SP	N	6010	07/07/09 17:33	800 ug/L	100 ug/L
01051	Lead	SP	N	6010	07/07/09 17:33	< 9.0 ug/L	9.0 ug/L
71900	Mercury	SP	N	7470	07/02/09 18:54	< 0.20 ug/L	0.20 ug/L
01067	Nickel	SP	N	6010	07/07/09 17:33	< 40 ug/L	40 ug/L
01147	Selenium	SP	N	6010	07/07/09 17:33	< 15 ug/L	15 ug/L
01077	Silver	SP	N	6010	07/07/09 17:33	< 10 ug/L	10 ug/L
00929	Sodium	SP	N	6010	07/08/09 17:52	16 mg/L	1 mg/L
01059	Thallium	SP	N	6020	07/07/09 03:50	0.071 ug/L	1.0 ug/L
01087	Vanadium	SP	N	6010	07/07/09 17:33	3.2 ug/L	10 ug/L
01092	Zinc	SP	N	6010	07/08/09 17:52	19 ug/L	20 ug/L
00610	Ammonia as N	SP	N	350.1	07/08/09 11:37	0.15 mg/L	0.10 mg/L
00940	Chloride	SP	N	300.0	07/01/09 13:54	5.8 mg/L	3.0 mg/L
000094	Field Conductivity	SP	N	120.1	06/30/09 10:15	116 umhos/cm	1 umhos/cm
000299	Field Dissolved Oxygen	SP	N	360.1	06/30/09 10:15	2.9 mg/L	0.5 mg/L
000406	Field pH	SP	N	150.1	06/30/09 10:15	8.12 Std	0.1 Std
00010	Field Temperature	SP	N	170.1	06/30/09 10:15	24.8 deg C	--
82078	Field Turbidity	SP	N	180.1	06/30/09 10:15	8.6 NTU	0.5 NTU
082545	Groundwater Elevation	SP	N	DEP-SOP	06/30/09 10:15	55.60 ft	--
00620	Nitrate	SP	N	300.0	07/01/09 13:54	1.2 mg/L	0.50 mg/L
070300	Total Dissolved Solids	SP	N	160.1	07/02/09 12:00	100 mg/L	10 mg/L
038437	1,2-Dibromo-3-chloropropane (DBCP)	SP	N	504.1 (Drinkin	07/09/09 15:11	< 0.020 ug/L	0.020 ug/L
77651	1,2-Dibromoethane (EDB)	SP	N	504.1 (Drinkin	07/09/09 15:11	< 0.020 ug/L	0.020 ug/L
77562	1,1,1,2-Tetrachloroethane	SP	N	8260	07/07/09 20:05	< 1.0 ug/L	1.0 ug/L
34506	1,1,1-Trichloroethane	SP	N	8260	07/07/09 20:05	< 1.0 ug/L	1.0 ug/L

PART III ANALYTICAL RESULTS

Facility GMS#: _____ Sampling Date/Time: 6/30/2009 /10:15:00AM

Test Site ID#: 19868 Report Period 2009 / 2

WACS#: 87081 year / qtr

Well Name: MW-8R Well Purged (Y/N): Y

Classification of Groundwater: GII Well Type: (X) Background

( ) Detection

Groundwater Elevation (NGVD): _____ ( ) Compliance

or (MSL): 55.60 ( ) Other

Storet Code	Parameter Monitored	Sampling Method	Filtered Y/N	Analysis Method	Analysis Date/Time	Analysis Results/Units	Detection Limit/Units
34516	1,1,2,2-Tetrachloroethane	SP	N	8260	07/07/09 20:05	< 1.0 ug/L	1.0 ug/L
34511	1,1,2-Trichloroethane	SP	N	8260	07/07/09 20:05	< 1.0 ug/L	1.0 ug/L
34496	1,1-Dichloroethane	SP	N	8260	07/07/09 20:05	< 1.0 ug/L	1.0 ug/L
34501	1,1-Dichloroethene	SP	N	8260	07/07/09 20:05	< 1.0 ug/L	1.0 ug/L
77443	1,2,3-Trichloropropane	SP	N	8260	07/07/09 20:05	< 2.5 ug/L	2.5 ug/L
34536	1,2-Dichlorobenzene	SP	N	8260	07/07/09 20:05	< 1.0 ug/L	1.0 ug/L
34531	1,2-Dichloroethane	SP	N	8260	07/07/09 20:05	< 1.0 ug/L	1.0 ug/L
34541	1,2-Dichloropropane	SP	N	8260	07/07/09 20:05	< 1.0 ug/L	1.0 ug/L
34571	1,4-Dichlorobenzene	SP	N	8260	07/07/09 20:05	< 1.0 ug/L	1.0 ug/L
81595	2-Butanone (MEK)	SP	N	8260	07/07/09 20:05	< 6.0 ug/L	6.0 ug/L
077103	2-Hexanone	SP	N	8260	07/07/09 20:05	< 5.0 ug/L	5.0 ug/L
81596	4-Methyl-2-pentanone	SP	N	8260	07/07/09 20:05	< 5.0 ug/L	5.0 ug/L
81552	Acetone	SP	N	8260	07/07/09 20:05	< 10 ug/L	10 ug/L
34215	Acrylonitrile	SP	N	8260	07/07/09 20:05	< 20 ug/L	20 ug/L
34030	Benzene	SP	N	8260	07/07/09 20:05	< 1.0 ug/L	1.0 ug/L
073085	Bromochloromethane	SP	N	8260	07/07/09 20:05	< 1.0 ug/L	1.0 ug/L
32101	Bromodichloromethane	SP	N	8260	07/07/09 20:05	< 1.0 ug/L	1.0 ug/L
32104	Bromoform	SP	N	8260	07/07/09 20:05	< 1.0 ug/L	1.0 ug/L
34413	Bromomethane	SP	N	8260	07/07/09 20:05	< 2.0 ug/L	2.0 ug/L
077041	Carbon disulfide	SP	N	8260	07/07/09 20:05	< 2.0 ug/L	2.0 ug/L
32102	Carbon tetrachloride	SP	N	8260	07/07/09 20:05	< 1.0 ug/L	1.0 ug/L
34301	Chlorobenzene	SP	N	8260	07/07/09 20:05	< 1.0 ug/L	1.0 ug/L
34311	Chloroethane	SP	N	8260	07/07/09 20:05	< 2.0 ug/L	2.0 ug/L
32106	Chloroform	SP	N	8260	07/07/09 20:05	< 1.0 ug/L	1.0 ug/L
34418	Chloromethane	SP	N	8260	07/07/09 20:05	< 2.0 ug/L	2.0 ug/L
77093	cis-1,2-Dichloroethene	SP	N	8260	07/07/09 20:05	< 1.0 ug/L	1.0 ug/L
34704	cis-1,3-Dichloropropene	SP	N	8260	07/07/09 20:05	< 1.0 ug/L	1.0 ug/L
32105	Dibromochloromethane	SP	N	8260	07/07/09 20:05	< 1.0 ug/L	1.0 ug/L
77596	Dibromomethane	SP	N	8260	07/07/09 20:05	< 1.0 ug/L	1.0 ug/L
34371	Ethylbenzene	SP	N	8260	07/07/09 20:05	< 1.0 ug/L	1.0 ug/L
77424	Iodomethane	SP	N	8260	07/07/09 20:05	< 1.0 ug/L	1.0 ug/L
34423	Methylene chloride	SP	N	8260	07/07/09 20:05	< 5.0 ug/L	5.0 ug/L

PART III ANALYTICAL RESULTS

Facility GMS#: _____ Sampling Date/Time: 6/30/2009 /10:15:00AM

Test Site ID#: 19868 Report Period 2009 / 2

WACS#: 87081 year / qtr

Well Name: MW-8R Well Purged (Y/N): Y

Classification of Groundwater: GII Well Type: (X) Background

( ) Detection

Groundwater Elevation (NGVD): _____ ( ) Compliance

or (MSL): 55.60 ( ) Other

Storet Code	Parameter Monitored	Sampling Method	Filtered Y/N	Analysis Method	Analysis Date/Time	Analysis Results/Units	Detection Limit/Units
77128	Styrene	SP	N	8260	07/07/09 20:05	< 1.0 ug/L	1.0 ug/L
34475	Tetrachloroethene	SP	N	8260	07/07/09 20:05	< 1.0 ug/L	1.0 ug/L
78131	Toluene	SP	N	8260	07/07/09 20:05	< 1.0 ug/L	1.0 ug/L
34546	trans-1,2-Dichloroethene	SP	N	8260	07/07/09 20:05	< 1.0 ug/L	1.0 ug/L
34699	trans-1,3-Dichloropropene	SP	N	8260	07/07/09 20:05	< 3.0 ug/L	3.0 ug/L
049263	trans-1,4-Dichloro-2-butene	SP	N	8260	07/07/09 20:05	< 3.0 ug/L	3.0 ug/L
39180	Trichloroethene	SP	N	8260	07/07/09 20:05	< 1.0 ug/L	1.0 ug/L
34488	Trichlorofluoromethane	SP	N	8260	07/07/09 20:05	< 2.0 ug/L	2.0 ug/L
77057	Vinyl acetate	SP	N	8260	07/07/09 20:05	< 3.0 ug/L	3.0 ug/L
39175	Vinyl chloride	SP	N	8260	07/07/09 20:05	< 1.0 ug/L	1.0 ug/L
81551	Xylenes (total)	SP	N	8260	07/07/09 20:05	< 2.0 ug/L	2.0 ug/L

PART III ANALYTICAL RESULTS

Facility GMS#: _____ Sampling Date/Time: 6/30/2009 / 9:36:00AM

Test Site ID#: 19339 Report Period 2009 / 2

WACS#: 87081 year / qtr

Well Name: MW-3A Well Purged (Y/N): Y

Classification of Groundwater: GII Well Type: ( ) Background

( ) Detection

(X) Compliance

Groundwater Elevation (NGVD): _____ ( ) Other

or (MSL): 53.55

Storet Code	Parameter Monitored	Sampling Method	Filtered Y/N	Analysis Method	Analysis Date/Time	Analysis Results/Units	Detection Limit/Units
01097	Antimony	BP	N	6020	07/07/09 03:53	< 2.0 ug/L	2.0 ug/L
01002	Arsenic	BP	N	6020	07/07/09 03:53	0.34 ug/L	5.0 ug/L
01007	Barium	BP	N	6010	07/07/09 17:42	74 ug/L	10 ug/L
01012	Beryllium	BP	N	6020	07/07/09 03:53	0.23 ug/L	1.0 ug/L
01027	Cadmium	BP	N	6010	07/07/09 17:42	< 5.0 ug/L	5.0 ug/L
01034	Chromium	BP	N	6010	07/07/09 17:42	6.6 ug/L	10 ug/L
01037	Cobalt	BP	N	6010	07/07/09 17:42	< 10 ug/L	10 ug/L
01042	Copper	BP	N	6010	07/07/09 17:42	< 15 ug/L	15 ug/L
01045	Iron	BP	N	6010	07/07/09 17:42	2500 ug/L	100 ug/L
01051	Lead	BP	N	6010	07/07/09 17:42	< 9.0 ug/L	9.0 ug/L
71900	Mercury	BP	N	7470	07/02/09 19:06	< 0.20 ug/L	0.20 ug/L
01067	Nickel	BP	N	6010	07/07/09 17:42	2.0 ug/L	40 ug/L
01147	Selenium	BP	N	6010	07/07/09 17:42	< 15 ug/L	15 ug/L
01077	Silver	BP	N	6010	07/07/09 17:42	< 10 ug/L	10 ug/L
00929	Sodium	BP	N	6010	07/07/09 17:42	2.3 mg/L	1 mg/L
01059	Thallium	BP	N	6020	07/07/09 03:53	0.070 ug/L	1.0 ug/L
01087	Vanadium	BP	N	6010	07/07/09 17:42	6.6 ug/L	10 ug/L
01092	Zinc	BP	N	6010	07/08/09 18:01	10 ug/L	20 ug/L
00610	Ammonia as N	BP	N	350.1	07/08/09 11:37	0.075 mg/L	0.10 mg/L
00940	Chloride	BP	N	300.0	07/01/09 14:44	3.0 mg/L	3.0 mg/L
000094	Field Conductivity	BP	N	120.1	06/30/09 09:36	40 umhos/cm	1 umhos/cm
000299	Field Dissolved Oxygen	BP	N	360.1	06/30/09 09:36	2.1 mg/L	0.5 mg/L
000406	Field pH	BP	N	150.1	06/30/09 09:36	6.06 Std	0.1 Std
00010	Field Temperature	BP	N	170.1	06/30/09 09:36	24.7 deg C	--
82078	Field Turbidity	BP	N	180.1	06/30/09 09:36	9.2 NTU	0.5 NTU
082545	Groundwater Elevation	BP	N	DEP-SOP	06/30/09 09:36	53.55 ft	--
00620	Nitrate	BP	N	300.0	07/01/09 14:44	3.1 mg/L	0.50 mg/L
070300	Total Dissolved Solids	BP	N	160.1	07/02/09 12:00	72 mg/L	10 mg/L
038437	1,2-Dibromo-3-chloropropane (DBCP)	BP	N	504.1 (Drinkin	07/09/09 15:31	< 0.020 ug/L	0.020 ug/L
77651	1,2-Dibromoethane (EDB)	BP	N	504.1 (Drinkin	07/09/09 15:31	< 0.020 ug/L	0.020 ug/L
77562	1,1,1,2-Tetrachloroethane	BP	N	8260	07/07/09 20:30	< 1.0 ug/L	1.0 ug/L
34506	1,1,1-Trichloroethane	BP	N	8260	07/07/09 20:30	< 1.0 ug/L	1.0 ug/L

PART III ANALYTICAL RESULTS

Facility GMS#: _____ Sampling Date/Time: 6/30/2009 / 9:36:00AM

Test Site ID#: 19339 Report Period 2009 / 2

WACS#: 87081 year / qtr

Well Name: MW-3A Well Purged (Y/N): Y

Classification of Groundwater: GII Well Type: ( ) Background

( ) Detection

Groundwater Elevation (NGVD): _____ (X) Compliance

or (MSL): 53.55 ( ) Other

Storet Code	Parameter Monitored	Sampling Method	Filtered Y/N	Analysis Method	Analysis Date/Time	Analysis Results/Units	Detection Limit/Units
34516	1,1,2,2-Tetrachloroethane	BP	N	8260	07/07/09 20:30	< 1.0 ug/L	1.0 ug/L
34511	1,1,2-Trichloroethane	BP	N	8260	07/07/09 20:30	< 1.0 ug/L	1.0 ug/L
34496	1,1-Dichloroethane	BP	N	8260	07/07/09 20:30	< 1.0 ug/L	1.0 ug/L
34501	1,1-Dichloroethene	BP	N	8260	07/07/09 20:30	< 1.0 ug/L	1.0 ug/L
77443	1,2,3-Trichloropropane	BP	N	8260	07/07/09 20:30	< 2.5 ug/L	2.5 ug/L
34536	1,2-Dichlorobenzene	BP	N	8260	07/07/09 20:30	< 1.0 ug/L	1.0 ug/L
34531	1,2-Dichloroethane	BP	N	8260	07/07/09 20:30	< 1.0 ug/L	1.0 ug/L
34541	1,2-Dichloropropane	BP	N	8260	07/07/09 20:30	< 1.0 ug/L	1.0 ug/L
34571	1,4-Dichlorobenzene	BP	N	8260	07/07/09 20:30	< 1.0 ug/L	1.0 ug/L
81595	2-Butanone (MEK)	BP	N	8260	07/07/09 20:30	< 6.0 ug/L	6.0 ug/L
077103	2-Hexanone	BP	N	8260	07/07/09 20:30	< 5.0 ug/L	5.0 ug/L
81596	4-Methyl-2-pentanone	BP	N	8260	07/07/09 20:30	< 5.0 ug/L	5.0 ug/L
81552	Acetone	BP	N	8260	07/07/09 20:30	< 10 ug/L	10 ug/L
34215	Acrylonitrile	BP	N	8260	07/07/09 20:30	< 20 ug/L	20 ug/L
34030	Benzene	BP	N	8260	07/07/09 20:30	< 1.0 ug/L	1.0 ug/L
073085	Bromochloromethane	BP	N	8260	07/07/09 20:30	< 1.0 ug/L	1.0 ug/L
32101	Bromodichloromethane	BP	N	8260	07/07/09 20:30	< 1.0 ug/L	1.0 ug/L
32104	Bromoform	BP	N	8260	07/07/09 20:30	< 1.0 ug/L	1.0 ug/L
34413	Bromomethane	BP	N	8260	07/07/09 20:30	< 2.0 ug/L	2.0 ug/L
077041	Carbon disulfide	BP	N	8260	07/07/09 20:30	< 2.0 ug/L	2.0 ug/L
32102	Carbon tetrachloride	BP	N	8260	07/07/09 20:30	< 1.0 ug/L	1.0 ug/L
34301	Chlorobenzene	BP	N	8260	07/07/09 20:30	< 1.0 ug/L	1.0 ug/L
34311	Chloroethane	BP	N	8260	07/07/09 20:30	< 2.0 ug/L	2.0 ug/L
32106	Chloroform	BP	N	8260	07/07/09 20:30	< 1.0 ug/L	1.0 ug/L
34418	Chloromethane	BP	N	8260	07/07/09 20:30	< 2.0 ug/L	2.0 ug/L
77093	cis-1,2-Dichloroethene	BP	N	8260	07/07/09 20:30	< 1.0 ug/L	1.0 ug/L
34704	cis-1,3-Dichloropropene	BP	N	8260	07/07/09 20:30	< 1.0 ug/L	1.0 ug/L
32105	Dibromochloromethane	BP	N	8260	07/07/09 20:30	< 1.0 ug/L	1.0 ug/L
77596	Dibromomethane	BP	N	8260	07/07/09 20:30	< 1.0 ug/L	1.0 ug/L
34371	Ethylbenzene	BP	N	8260	07/07/09 20:30	< 1.0 ug/L	1.0 ug/L
77424	Iodomethane	BP	N	8260	07/07/09 20:30	< 1.0 ug/L	1.0 ug/L
34423	Methylene chloride	BP	N	8260	07/07/09 20:30	< 5.0 ug/L	5.0 ug/L

PART III ANALYTICAL RESULTS

Facility GMS#: _____ Sampling Date/Time: 6/30/2009 / 9:36:00AM

Test Site ID#: 19339 Report Period 2009 / 2

WACS#: 87081 year / qtr

Well Name: MW-3A Well Purged (Y/N): Y

Classification of Groundwater: GII Well Type: ( ) Background

( ) Detection

Groundwater Elevation (NGVD): _____ (X) Compliance

or (MSL): 53.55 ( ) Other

Storet Code	Parameter Monitored	Sampling Method	Filtered Y/N	Analysis Method	Analysis Date/Time	Analysis Results/Units	Detection Limit/Units
77128	Styrene	BP	N	8260	07/07/09 20:30	< 1.0 ug/L	1.0 ug/L
34475	Tetrachloroethene	BP	N	8260	07/07/09 20:30	< 1.0 ug/L	1.0 ug/L
78131	Toluene	BP	N	8260	07/07/09 20:30	< 1.0 ug/L	1.0 ug/L
34546	trans-1,2-Dichloroethene	BP	N	8260	07/07/09 20:30	< 1.0 ug/L	1.0 ug/L
34699	trans-1,3-Dichloropropene	BP	N	8260	07/07/09 20:30	< 3.0 ug/L	3.0 ug/L
049263	trans-1,4-Dichloro-2-butene	BP	N	8260	07/07/09 20:30	< 3.0 ug/L	3.0 ug/L
39180	Trichloroethene	BP	N	8260	07/07/09 20:30	< 1.0 ug/L	1.0 ug/L
34488	Trichlorofluoromethane	BP	N	8260	07/07/09 20:30	< 2.0 ug/L	2.0 ug/L
77057	Vinyl acetate	BP	N	8260	07/07/09 20:30	< 3.0 ug/L	3.0 ug/L
39175	Vinyl chloride	BP	N	8260	07/07/09 20:30	< 1.0 ug/L	1.0 ug/L
81551	Xylenes (total)	BP	N	8260	07/07/09 20:30	< 2.0 ug/L	2.0 ug/L

PART III ANALYTICAL RESULTS

Facility GMS#: _____ Sampling Date/Time: 6/30/2009 / 9:01:00AM

Test Site ID#: 19338 Report Period 2009 / 2

WACS#: 87081 year / qtr

Well Name: MW-2B Well Purged (Y/N): Y

Classification of Groundwater: GII Well Type: (X) Background

( ) Detection

( ) Compliance

Groundwater Elevation (NGVD): _____ ( ) Other

or (MSL): 53.34

Storet Code	Parameter Monitored	Sampling Method	Filtered Y/N	Analysis Method	Analysis Date/Time	Analysis Results/Units	Detection Limit/Units
01097	Antimony	BP	N	6020	07/07/09 03:57	0.075 ug/L	2.0 ug/L
01002	Arsenic	BP	N	6020	07/07/09 03:57	0.52 ug/L	5.0 ug/L
01007	Barium	BP	N	6010	07/07/09 17:53	21 ug/L	10 ug/L
01012	Beryllium	BP	N	6020	07/07/09 03:57	< 1.0 ug/L	1.0 ug/L
01027	Cadmium	BP	N	6010	07/07/09 17:53	< 5.0 ug/L	5.0 ug/L
01034	Chromium	BP	N	6010	07/07/09 17:53	3.3 ug/L	10 ug/L
01037	Cobalt	BP	N	6010	07/07/09 17:53	< 10 ug/L	10 ug/L
01042	Copper	BP	N	6010	07/07/09 17:53	< 15 ug/L	15 ug/L
01045	Iron	BP	N	6010	07/07/09 17:53	650 ug/L	100 ug/L
01051	Lead	BP	N	6010	07/07/09 17:53	< 9.0 ug/L	9.0 ug/L
71900	Mercury	BP	N	7470	07/02/09 19:08	< 0.20 ug/L	0.20 ug/L
01067	Nickel	BP	N	6010	07/07/09 17:53	< 40 ug/L	40 ug/L
01147	Selenium	BP	N	6010	07/07/09 17:53	< 15 ug/L	15 ug/L
01077	Silver	BP	N	6010	07/07/09 17:53	< 10 ug/L	10 ug/L
00929	Sodium	BP	N	6010	07/07/09 17:53	5.6 mg/L	1 mg/L
01059	Thallium	BP	N	6020	07/07/09 03:57	0.030 ug/L	1.0 ug/L
01087	Vanadium	BP	N	6010	07/07/09 17:53	3.9 ug/L	10 ug/L
01092	Zinc	BP	N	6010	07/08/09 18:12	5.0 ug/L	20 ug/L
00610	Ammonia as N	BP	N	350.1	07/08/09 11:37	0.11 mg/L	0.10 mg/L
00940	Chloride	BP	N	300.0	07/01/09 15:01	5.4 mg/L	3.0 mg/L
000094	Field Conductivity	BP	N	120.1	06/30/09 09:01	131 umhos/cm	1 umhos/cm
000299	Field Dissolved Oxygen	BP	N	360.1	06/30/09 09:01	0.9 mg/L	0.5 mg/L
000406	Field pH	BP	N	150.1	06/30/09 09:01	7.86 Std	0.1 Std
00010	Field Temperature	BP	N	170.1	06/30/09 09:01	24.2 deg C	--
82078	Field Turbidity	BP	N	180.1	06/30/09 09:01	8.2 NTU	0.5 NTU
082545	Groundwater Elevation	BP	N	DEP-SOP	06/30/09 09:01	53.34 ft	--
00620	Nitrate	BP	N	300.0	07/01/09 15:01	0.52 mg/L	0.50 mg/L
070300	Total Dissolved Solids	BP	N	160.1	07/02/09 12:00	94 mg/L	10 mg/L
038437	1,2-Dibromo-3-chloropropane (DBCP)	BP	N	504.1 (Drinkin	07/09/09 15:51	< 0.020 ug/L	0.020 ug/L
77651	1,2-Dibromoethane (EDB)	BP	N	504.1 (Drinkin	07/09/09 15:51	< 0.020 ug/L	0.020 ug/L
77562	1,1,1,2-Tetrachloroethane	BP	N	8260	07/07/09 20:54	< 1.0 ug/L	1.0 ug/L
34506	1,1,1-Trichloroethane	BP	N	8260	07/07/09 20:54	< 1.0 ug/L	1.0 ug/L

PART III ANALYTICAL RESULTS

Facility GMS#: _____ Sampling Date/Time: 6/30/2009 / 9:01:00AM

Test Site ID#: 19338 Report Period 2009 / 2

WACS#: 87081 year / qtr

Well Name: MW-2B Well Purged (Y/N): Y

Classification of Groundwater: GII Well Type: (X) Background

( ) Detection

( ) Compliance

Groundwater Elevation (NGVD): _____ ( ) Other

or (MSL): 53.34

Storet Code	Parameter Monitored	Sampling Method	Filtered Y/N	Analysis Method	Analysis Date/Time	Analysis Results/Units	Detection Limit/Units
34516	1,1,2,2-Tetrachloroethane	BP	N	8260	07/07/09 20:54	< 1.0 ug/L	1.0 ug/L
34511	1,1,2-Trichloroethane	BP	N	8260	07/07/09 20:54	< 1.0 ug/L	1.0 ug/L
34496	1,1-Dichloroethane	BP	N	8260	07/07/09 20:54	< 1.0 ug/L	1.0 ug/L
34501	1,1-Dichloroethene	BP	N	8260	07/07/09 20:54	< 1.0 ug/L	1.0 ug/L
77443	1,2,3-Trichloropropane	BP	N	8260	07/07/09 20:54	< 2.5 ug/L	2.5 ug/L
34536	1,2-Dichlorobenzene	BP	N	8260	07/07/09 20:54	< 1.0 ug/L	1.0 ug/L
34531	1,2-Dichloroethane	BP	N	8260	07/07/09 20:54	< 1.0 ug/L	1.0 ug/L
34541	1,2-Dichloropropane	BP	N	8260	07/07/09 20:54	< 1.0 ug/L	1.0 ug/L
34571	1,4-Dichlorobenzene	BP	N	8260	07/07/09 20:54	< 1.0 ug/L	1.0 ug/L
81595	2-Butanone (MEK)	BP	N	8260	07/07/09 20:54	< 6.0 ug/L	6.0 ug/L
077103	2-Hexanone	BP	N	8260	07/07/09 20:54	< 5.0 ug/L	5.0 ug/L
81596	4-Methyl-2-pentanone	BP	N	8260	07/07/09 20:54	< 5.0 ug/L	5.0 ug/L
81552	Acetone	BP	N	8260	07/07/09 20:54	< 10 ug/L	10 ug/L
34215	Acrylonitrile	BP	N	8260	07/07/09 20:54	< 20 ug/L	20 ug/L
34030	Benzene	BP	N	8260	07/07/09 20:54	< 1.0 ug/L	1.0 ug/L
073085	Bromochloromethane	BP	N	8260	07/07/09 20:54	< 1.0 ug/L	1.0 ug/L
32101	Bromodichloromethane	BP	N	8260	07/07/09 20:54	< 1.0 ug/L	1.0 ug/L
32104	Bromoform	BP	N	8260	07/07/09 20:54	< 1.0 ug/L	1.0 ug/L
34413	Bromomethane	BP	N	8260	07/07/09 20:54	< 2.0 ug/L	2.0 ug/L
077041	Carbon disulfide	BP	N	8260	07/07/09 20:54	< 2.0 ug/L	2.0 ug/L
32102	Carbon tetrachloride	BP	N	8260	07/07/09 20:54	< 1.0 ug/L	1.0 ug/L
34301	Chlorobenzene	BP	N	8260	07/07/09 20:54	< 1.0 ug/L	1.0 ug/L
34311	Chloroethane	BP	N	8260	07/07/09 20:54	< 2.0 ug/L	2.0 ug/L
32106	Chloroform	BP	N	8260	07/07/09 20:54	< 1.0 ug/L	1.0 ug/L
34418	Chloromethane	BP	N	8260	07/07/09 20:54	< 2.0 ug/L	2.0 ug/L
77093	cis-1,2-Dichloroethene	BP	N	8260	07/07/09 20:54	< 1.0 ug/L	1.0 ug/L
34704	cis-1,3-Dichloropropene	BP	N	8260	07/07/09 20:54	< 1.0 ug/L	1.0 ug/L
32105	Dibromochloromethane	BP	N	8260	07/07/09 20:54	< 1.0 ug/L	1.0 ug/L
77596	Dibromomethane	BP	N	8260	07/07/09 20:54	< 1.0 ug/L	1.0 ug/L
34371	Ethylbenzene	BP	N	8260	07/07/09 20:54	< 1.0 ug/L	1.0 ug/L
77424	Iodomethane	BP	N	8260	07/07/09 20:54	< 1.0 ug/L	1.0 ug/L
34423	Methylene chloride	BP	N	8260	07/07/09 20:54	< 5.0 ug/L	5.0 ug/L

PART III ANALYTICAL RESULTS

Facility GMS#: _____ Sampling Date/Time: 6/30/2009 / 9:01:00AM

Test Site ID#: 19338 Report Period 2009 / 2

WACS#: 87081 year / qtr

Well Name: MW-2B Well Purged (Y/N): Y

Classification of Groundwater: GII Well Type: (X) Background

( ) Detection

Groundwater Elevation (NGVD): _____ ( ) Compliance

or (MSL): 53.34 ( ) Other

Storet Code	Parameter Monitored	Sampling Method	Filtered Y/N	Analysis Method	Analysis Date/Time	Analysis Results/Units	Detection Limit/Units
77128	Styrene	BP	N	8260	07/07/09 20:54	< 1.0 ug/L	1.0 ug/L
34475	Tetrachloroethene	BP	N	8260	07/07/09 20:54	< 1.0 ug/L	1.0 ug/L
78131	Toluene	BP	N	8260	07/07/09 20:54	< 1.0 ug/L	1.0 ug/L
34546	trans-1,2-Dichloroethene	BP	N	8260	07/07/09 20:54	< 1.0 ug/L	1.0 ug/L
34699	trans-1,3-Dichloropropene	BP	N	8260	07/07/09 20:54	< 3.0 ug/L	3.0 ug/L
049263	trans-1,4-Dichloro-2-butene	BP	N	8260	07/07/09 20:54	< 3.0 ug/L	3.0 ug/L
39180	Trichloroethene	BP	N	8260	07/07/09 20:54	< 1.0 ug/L	1.0 ug/L
34488	Trichlorofluoromethane	BP	N	8260	07/07/09 20:54	< 2.0 ug/L	2.0 ug/L
77057	Vinyl acetate	BP	N	8260	07/07/09 20:54	< 3.0 ug/L	3.0 ug/L
39175	Vinyl chloride	BP	N	8260	07/07/09 20:54	< 1.0 ug/L	1.0 ug/L
81551	Xylenes (total)	BP	N	8260	07/07/09 20:54	< 2.0 ug/L	2.0 ug/L

PART III ANALYTICAL RESULTS

Facility GMS#: _____ Sampling Date/Time: 6/30/2009 / 8:26:00AM

Test Site ID#: 19337 Report Period 2009 / 2

WACS#: 87081 year / qtr

Well Name: MW-2AR Well Purged (Y/N): Y

Classification of Groundwater: GII Well Type: (X) Background

( ) Detection

Groundwater Elevation (NGVD): _____ ( ) Compliance

or (MSL): 54.56 ( ) Other

Storet Code	Parameter Monitored	Sampling Method	Filtered Y/N	Analysis Method	Analysis Date/Time		Analysis Results/Units	Detection Limit/Units
01097	Antimony	BP	N	6020	07/07/09	04:24	0.078 ug/L	2.0 ug/L
01002	Arsenic	BP	N	6020	07/07/09	04:24	< 5.0 ug/L	5.0 ug/L
01007	Barium	BP	N	6010	07/07/09	17:56	14 ug/L	10 ug/L
01012	Beryllium	BP	N	6020	07/07/09	04:24	< 1.0 ug/L	1.0 ug/L
01027	Cadmium	BP	N	6010	07/07/09	17:56	< 5.0 ug/L	5.0 ug/L
01034	Chromium	BP	N	6010	07/07/09	17:56	< 10 ug/L	10 ug/L
01037	Cobalt	BP	N	6010	07/07/09	17:56	< 10 ug/L	10 ug/L
01042	Copper	BP	N	6010	07/07/09	17:56	< 15 ug/L	15 ug/L
01045	Iron	BP	N	6010	07/07/09	17:56	110 ug/L	100 ug/L
01051	Lead	BP	N	6010	07/07/09	17:56	< 9.0 ug/L	9.0 ug/L
71900	Mercury	BP	N	7470	07/02/09	19:11	< 0.20 ug/L	0.20 ug/L
01067	Nickel	BP	N	6010	07/07/09	17:56	< 40 ug/L	40 ug/L
01147	Selenium	BP	N	6010	07/07/09	17:56	< 15 ug/L	15 ug/L
01077	Silver	BP	N	6010	07/07/09	17:56	< 10 ug/L	10 ug/L
00929	Sodium	BP	N	6010	07/07/09	17:56	4.9 mg/L	1 mg/L
01059	Thallium	BP	N	6020	07/07/09	04:24	0.030 ug/L	1.0 ug/L
01087	Vanadium	BP	N	6010	07/07/09	17:56	< 10 ug/L	10 ug/L
01092	Zinc	BP	N	6010	07/08/09	18:14	6.5 ug/L	20 ug/L
00610	Ammonia as N	BP	N	350.1	07/08/09	11:37	0.083 mg/L	0.10 mg/L
00940	Chloride	BP	N	300.0	07/01/09	15:51	6.2 mg/L	3.0 mg/L
000094	Field Conductivity	BP	N	120.1	06/30/09	08:26	22 umhos/cm	1 umhos/cm
000299	Field Dissolved Oxygen	BP	N	360.1	06/30/09	08:26	1.9 mg/L	0.5 mg/L
000406	Field pH	BP	N	150.1	06/30/09	08:26	5.93 Std	0.1 Std
00010	Field Temperature	BP	N	170.1	06/30/09	08:26	24.1 deg C	--
82078	Field Turbidity	BP	N	180.1	06/30/09	08:26	6.5 NTU	0.5 NTU
082545	Groundwater Elevation	BP	N	DEP-SOP	06/30/09	08:26	54.56 ft	--
00620	Nitrate	BP	N	300.0	07/01/09	15:51	2.0 mg/L	0.50 mg/L
070300	Total Dissolved Solids	BP	N	160.1	07/02/09	12:00	35 mg/L	10 mg/L
038437	1,2-Dibromo-3-chloropropane (DBCP)	BP	N	504.1 (Drinkin	07/09/09	16:12	< 0.020 ug/L	0.020 ug/L
77651	1,2-Dibromoethane (EDB)	BP	N	504.1 (Drinkin	07/09/09	16:12	< 0.020 ug/L	0.020 ug/L
77562	1,1,1,2-Tetrachloroethane	BP	N	8260	07/07/09	21:19	< 1.0 ug/L	1.0 ug/L
34506	1,1,1-Trichloroethane	BP	N	8260	07/07/09	21:19	< 1.0 ug/L	1.0 ug/L

PART III ANALYTICAL RESULTS

Facility GMS#: _____ Sampling Date/Time: 6/30/2009 / 8:26:00AM

Test Site ID#: 19337 Report Period 2009 / 2

WACS#: 87081 year / qtr

Well Name: MW-2AR Well Purged (Y/N): Y

Classification of Groundwater: GII Well Type: (X) Background

( ) Detection

Groundwater Elevation (NGVD): _____ ( ) Compliance

or (MSL): 54.56 ( ) Other

Storet Code	Parameter Monitored	Sampling Method	Filtered Y/N	Analysis Method	Analysis Date/Time	Analysis Results/Units	Detection Limit/Units
34516	1,1,2,2-Tetrachloroethane	BP	N	8260	07/07/09 21:19	< 1.0 ug/L	1.0 ug/L
34511	1,1,2-Trichloroethane	BP	N	8260	07/07/09 21:19	< 1.0 ug/L	1.0 ug/L
34496	1,1-Dichloroethane	BP	N	8260	07/07/09 21:19	< 1.0 ug/L	1.0 ug/L
34501	1,1-Dichloroethene	BP	N	8260	07/07/09 21:19	< 1.0 ug/L	1.0 ug/L
77443	1,2,3-Trichloropropane	BP	N	8260	07/07/09 21:19	< 2.5 ug/L	2.5 ug/L
34536	1,2-Dichlorobenzene	BP	N	8260	07/07/09 21:19	< 1.0 ug/L	1.0 ug/L
34531	1,2-Dichloroethane	BP	N	8260	07/07/09 21:19	< 1.0 ug/L	1.0 ug/L
34541	1,2-Dichloropropane	BP	N	8260	07/07/09 21:19	< 1.0 ug/L	1.0 ug/L
34571	1,4-Dichlorobenzene	BP	N	8260	07/07/09 21:19	< 1.0 ug/L	1.0 ug/L
81595	2-Butanone (MEK)	BP	N	8260	07/07/09 21:19	< 6.0 ug/L	6.0 ug/L
077103	2-Hexanone	BP	N	8260	07/07/09 21:19	< 5.0 ug/L	5.0 ug/L
81596	4-Methyl-2-pentanone	BP	N	8260	07/07/09 21:19	< 5.0 ug/L	5.0 ug/L
81552	Acetone	BP	N	8260	07/07/09 21:19	< 10 ug/L	10 ug/L
34215	Acrylonitrile	BP	N	8260	07/07/09 21:19	< 20 ug/L	20 ug/L
34030	Benzene	BP	N	8260	07/07/09 21:19	< 1.0 ug/L	1.0 ug/L
073085	Bromochloromethane	BP	N	8260	07/07/09 21:19	< 1.0 ug/L	1.0 ug/L
32101	Bromodichloromethane	BP	N	8260	07/07/09 21:19	< 1.0 ug/L	1.0 ug/L
32104	Bromoform	BP	N	8260	07/07/09 21:19	< 1.0 ug/L	1.0 ug/L
34413	Bromomethane	BP	N	8260	07/07/09 21:19	< 2.0 ug/L	2.0 ug/L
077041	Carbon disulfide	BP	N	8260	07/07/09 21:19	< 2.0 ug/L	2.0 ug/L
32102	Carbon tetrachloride	BP	N	8260	07/07/09 21:19	< 1.0 ug/L	1.0 ug/L
34301	Chlorobenzene	BP	N	8260	07/07/09 21:19	< 1.0 ug/L	1.0 ug/L
34311	Chloroethane	BP	N	8260	07/07/09 21:19	< 2.0 ug/L	2.0 ug/L
32106	Chloroform	BP	N	8260	07/07/09 21:19	< 1.0 ug/L	1.0 ug/L
34418	Chloromethane	BP	N	8260	07/07/09 21:19	< 2.0 ug/L	2.0 ug/L
77093	cis-1,2-Dichloroethene	BP	N	8260	07/07/09 21:19	< 1.0 ug/L	1.0 ug/L
34704	cis-1,3-Dichloropropene	BP	N	8260	07/07/09 21:19	< 1.0 ug/L	1.0 ug/L
32105	Dibromochloromethane	BP	N	8260	07/07/09 21:19	< 1.0 ug/L	1.0 ug/L
77596	Dibromomethane	BP	N	8260	07/07/09 21:19	< 1.0 ug/L	1.0 ug/L
34371	Ethylbenzene	BP	N	8260	07/07/09 21:19	< 1.0 ug/L	1.0 ug/L
77424	Iodomethane	BP	N	8260	07/07/09 21:19	< 1.0 ug/L	1.0 ug/L
34423	Methylene chloride	BP	N	8260	07/07/09 21:19	< 5.0 ug/L	5.0 ug/L

PART III ANALYTICAL RESULTS

Facility GMS#: _____ Sampling Date/Time: 6/30/2009 / 8:26:00AM

Test Site ID#: 19337 Report Period 2009 / 2

WACS#: 87081 year / qtr

Well Name: MW-2AR Well Purged (Y/N): Y

Classification of Groundwater: GII Well Type: (X) Background

( ) Detection

Groundwater Elevation (NGVD): _____ ( ) Compliance

or (MSL): 54.56 ( ) Other

Storet Code	Parameter Monitored	Sampling Method	Filtered Y/N	Analysis Method	Analysis Date/Time	Analysis Results/Units	Detection Limit/Units
77128	Styrene	BP	N	8260	07/07/09 21:19	< 1.0 ug/L	1.0 ug/L
34475	Tetrachloroethene	BP	N	8260	07/07/09 21:19	< 1.0 ug/L	1.0 ug/L
78131	Toluene	BP	N	8260	07/07/09 21:19	< 1.0 ug/L	1.0 ug/L
34546	trans-1,2-Dichloroethene	BP	N	8260	07/07/09 21:19	< 1.0 ug/L	1.0 ug/L
34699	trans-1,3-Dichloropropene	BP	N	8260	07/07/09 21:19	< 3.0 ug/L	3.0 ug/L
049263	trans-1,4-Dichloro-2-butene	BP	N	8260	07/07/09 21:19	< 3.0 ug/L	3.0 ug/L
39180	Trichloroethene	BP	N	8260	07/07/09 21:19	< 1.0 ug/L	1.0 ug/L
34488	Trichlorofluoromethane	BP	N	8260	07/07/09 21:19	< 2.0 ug/L	2.0 ug/L
77057	Vinyl acetate	BP	N	8260	07/07/09 21:19	< 3.0 ug/L	3.0 ug/L
39175	Vinyl chloride	BP	N	8260	07/07/09 21:19	< 1.0 ug/L	1.0 ug/L
81551	Xylenes (total)	BP	N	8260	07/07/09 21:19	< 2.0 ug/L	2.0 ug/L

PART III ANALYTICAL RESULTS

Facility GMS#: _____ Sampling Date/Time: 6/30/2009 / 7:55:00AM

Test Site ID#: 19880 Report Period 2009 / 2

WACS#: 87081 year / qtr

Well Name: MW-FL2R Well Purged (Y/N): Y

Classification of Groundwater: GII Well Type: ( ) Background

( ) Detection

(X) Compliance

Groundwater Elevation (NGVD): _____ ( ) Other

or (MSL): 54.99

Storet Code	Parameter Monitored	Sampling Method	Filtered Y/N	Analysis Method	Analysis Date/Time	Analysis Results/Units	Detection Limit/Units
01097	Antimony	BP	N	6020	07/07/09 04:27	0.60 ug/L	2.0 ug/L
01002	Arsenic	BP	N	6020	07/07/09 04:27	1.3 ug/L	5.0 ug/L
01007	Barium	BP	N	6010	07/07/09 17:58	54 ug/L	10 ug/L
01012	Beryllium	BP	N	6020	07/07/09 04:27	< 1.0 ug/L	1.0 ug/L
01027	Cadmium	BP	N	6010	07/07/09 17:58	< 5.0 ug/L	5.0 ug/L
01034	Chromium	BP	N	6010	07/07/09 17:58	24 ug/L	10 ug/L
01037	Cobalt	BP	N	6010	07/07/09 17:58	< 10 ug/L	10 ug/L
01042	Copper	BP	N	6010	07/07/09 17:58	22 ug/L	15 ug/L
01045	Iron	BP	N	6010	07/07/09 17:58	280 ug/L	100 ug/L
01051	Lead	BP	N	6010	07/07/09 17:58	< 9.0 ug/L	9.0 ug/L
71900	Mercury	BP	N	7470	07/02/09 19:13	< 0.20 ug/L	0.20 ug/L
01067	Nickel	BP	N	6010	07/07/09 17:58	< 40 ug/L	40 ug/L
01147	Selenium	BP	N	6010	07/07/09 17:58	< 15 ug/L	15 ug/L
01077	Silver	BP	N	6010	07/07/09 17:58	< 10 ug/L	10 ug/L
00929	Sodium	BP	N	6010	07/07/09 17:58	1.7 mg/L	1 mg/L
01059	Thallium	BP	N	6020	07/07/09 04:27	< 1.0 ug/L	1.0 ug/L
01087	Vanadium	BP	N	6010	07/07/09 17:58	17 ug/L	10 ug/L
01092	Zinc	BP	N	6010	07/08/09 18:17	19 ug/L	20 ug/L
00610	Ammonia as N	BP	N	350.1	07/08/09 11:37	0.13 mg/L	0.10 mg/L
00940	Chloride	BP	N	300.0	07/01/09 16:08	8.7 mg/L	3.0 mg/L
000094	Field Conductivity	BP	N	120.1	06/30/09 07:55	357 umhos/cm	1 umhos/cm
000299	Field Dissolved Oxygen	BP	N	360.1	06/30/09 07:55	2.1 mg/L	0.5 mg/L
000406	Field pH	BP	N	150.1	06/30/09 07:55	11.11 Std	0.1 Std
00010	Field Temperature	BP	N	170.1	06/30/09 07:55	23.7 deg C	--
82078	Field Turbidity	BP	N	180.1	06/30/09 07:55	3.4 NTU	0.5 NTU
082545	Groundwater Elevation	BP	N	DEP-SOP	06/30/09 07:55	54.99 ft	--
00620	Nitrate	BP	N	300.0	07/01/09 16:08	0.59 mg/L	0.50 mg/L
070300	Total Dissolved Solids	BP	N	160.1	07/02/09 12:00	260 mg/L	10 mg/L
038437	1,2-Dibromo-3-chloropropane (DBCP)	BP	N	504.1 (Drinkin	07/09/09 16:32	< 0.020 ug/L	0.020 ug/L
77651	1,2-Dibromoethane (EDB)	BP	N	504.1 (Drinkin	07/09/09 16:32	< 0.020 ug/L	0.020 ug/L
77562	1,1,1,2-Tetrachloroethane	BP	N	8260	07/07/09 15:37	< 1.0 ug/L	1.0 ug/L
34506	1,1,1-Trichloroethane	BP	N	8260	07/07/09 15:37	< 1.0 ug/L	1.0 ug/L

PART III ANALYTICAL RESULTS

Facility GMS#: _____ Sampling Date/Time: 6/30/2009 / 7:55:00AM

Test Site ID#: 19880 Report Period 2009 / 2

WACS#: 87081 year / qtr

Well Name: MW-FL2R Well Purged (Y/N): Y

Classification of Groundwater: GII Well Type: ( ) Background

( ) Detection

Groundwater Elevation (NGVD): _____ (X) Compliance

or (MSL): 54.99 ( ) Other

Storet Code	Parameter Monitored	Sampling Method	Filtered Y/N	Analysis Method	Analysis Date/Time	Analysis Results/Units	Detection Limit/Units
34516	1,1,2,2-Tetrachloroethane	BP	N	8260	07/07/09 15:37	< 1.0 ug/L	1.0 ug/L
34511	1,1,2-Trichloroethane	BP	N	8260	07/07/09 15:37	< 1.0 ug/L	1.0 ug/L
34496	1,1-Dichloroethane	BP	N	8260	07/07/09 15:37	< 1.0 ug/L	1.0 ug/L
34501	1,1-Dichloroethene	BP	N	8260	07/07/09 15:37	< 1.0 ug/L	1.0 ug/L
77443	1,2,3-Trichloropropane	BP	N	8260	07/07/09 15:37	< 2.5 ug/L	2.5 ug/L
34536	1,2-Dichlorobenzene	BP	N	8260	07/07/09 15:37	< 1.0 ug/L	1.0 ug/L
34531	1,2-Dichloroethane	BP	N	8260	07/07/09 15:37	< 1.0 ug/L	1.0 ug/L
34541	1,2-Dichloropropane	BP	N	8260	07/07/09 15:37	< 1.0 ug/L	1.0 ug/L
34571	1,4-Dichlorobenzene	BP	N	8260	07/07/09 15:37	< 1.0 ug/L	1.0 ug/L
81595	2-Butanone (MEK)	BP	N	8260	07/07/09 15:37	< 6.0 ug/L	6.0 ug/L
077103	2-Hexanone	BP	N	8260	07/07/09 15:37	< 5.0 ug/L	5.0 ug/L
81596	4-Methyl-2-pentanone	BP	N	8260	07/07/09 15:37	< 5.0 ug/L	5.0 ug/L
81552	Acetone	BP	N	8260	07/07/09 15:37	2.5 ug/L	10 ug/L
34215	Acrylonitrile	BP	N	8260	07/07/09 15:37	< 20 ug/L	20 ug/L
34030	Benzene	BP	N	8260	07/07/09 15:37	< 1.0 ug/L	1.0 ug/L
073085	Bromochloromethane	BP	N	8260	07/07/09 15:37	< 1.0 ug/L	1.0 ug/L
32101	Bromodichloromethane	BP	N	8260	07/07/09 15:37	< 1.0 ug/L	1.0 ug/L
32104	Bromoform	BP	N	8260	07/07/09 15:37	< 1.0 ug/L	1.0 ug/L
34413	Bromomethane	BP	N	8260	07/07/09 15:37	< 2.0 ug/L	2.0 ug/L
077041	Carbon disulfide	BP	N	8260	07/07/09 15:37	< 2.0 ug/L	2.0 ug/L
32102	Carbon tetrachloride	BP	N	8260	07/07/09 15:37	< 1.0 ug/L	1.0 ug/L
34301	Chlorobenzene	BP	N	8260	07/07/09 15:37	< 1.0 ug/L	1.0 ug/L
34311	Chloroethane	BP	N	8260	07/07/09 15:37	< 2.0 ug/L	2.0 ug/L
32106	Chloroform	BP	N	8260	07/07/09 15:37	< 1.0 ug/L	1.0 ug/L
34418	Chloromethane	BP	N	8260	07/07/09 15:37	0.68 ug/L	2.0 ug/L
77093	cis-1,2-Dichloroethene	BP	N	8260	07/07/09 15:37	< 1.0 ug/L	1.0 ug/L
34704	cis-1,3-Dichloropropene	BP	N	8260	07/07/09 15:37	< 1.0 ug/L	1.0 ug/L
32105	Dibromochloromethane	BP	N	8260	07/07/09 15:37	< 1.0 ug/L	1.0 ug/L
77596	Dibromomethane	BP	N	8260	07/07/09 15:37	< 1.0 ug/L	1.0 ug/L
34371	Ethylbenzene	BP	N	8260	07/07/09 15:37	< 1.0 ug/L	1.0 ug/L
77424	Iodomethane	BP	N	8260	07/07/09 15:37	< 1.0 ug/L	1.0 ug/L
34423	Methylene chloride	BP	N	8260	07/07/09 15:37	0.39 ug/L	5.0 ug/L

PART III ANALYTICAL RESULTS

Facility GMS#: _____ Sampling Date/Time: 6/30/2009 / 7:55:00AM

Test Site ID#: 19880 Report Period 2009 / 2

WACS#: 87081 year / qtr

Well Name: MW-FL2R Well Purged (Y/N): Y

Classification of Groundwater: GII Well Type: ( ) Background

( ) Detection

Groundwater Elevation (NGVD): _____ (X) Compliance

or (MSL): 54.99 ( ) Other

Storet Code	Parameter Monitored	Sampling Method	Filtered Y/N	Analysis Method	Analysis Date/Time	Analysis Results/Units	Detection Limit/Units
77128	Styrene	BP	N	8260	07/07/09 15:37	< 1.0 ug/L	1.0 ug/L
34475	Tetrachloroethene	BP	N	8260	07/07/09 15:37	< 1.0 ug/L	1.0 ug/L
78131	Toluene	BP	N	8260	07/07/09 15:37	< 1.0 ug/L	1.0 ug/L
34546	trans-1,2-Dichloroethene	BP	N	8260	07/07/09 15:37	< 1.0 ug/L	1.0 ug/L
34699	trans-1,3-Dichloropropene	BP	N	8260	07/07/09 15:37	< 3.0 ug/L	3.0 ug/L
049263	trans-1,4-Dichloro-2-butene	BP	N	8260	07/07/09 15:37	< 3.0 ug/L	3.0 ug/L
39180	Trichloroethene	BP	N	8260	07/07/09 15:37	< 1.0 ug/L	1.0 ug/L
34488	Trichlorofluoromethane	BP	N	8260	07/07/09 15:37	< 2.0 ug/L	2.0 ug/L
77057	Vinyl acetate	BP	N	8260	07/07/09 15:37	< 3.0 ug/L	3.0 ug/L
39175	Vinyl chloride	BP	N	8260	07/07/09 15:37	< 1.0 ug/L	1.0 ug/L
81551	Xylenes (total)	BP	N	8260	07/07/09 15:37	< 2.0 ug/L	2.0 ug/L

PART III ANALYTICAL RESULTS

Facility GMS#: _____ Sampling Date/Time: 6/30/2009 / 7:17:00AM

Test Site ID#: 19345 Report Period 2009 / 2

WACS#: 87081 year / qtr

Well Name: MW-6AR Well Purged (Y/N): Y

Classification of Groundwater: GII Well Type: (X) Background

( ) Detection

( ) Compliance

Groundwater Elevation (NGVD): _____ ( ) Other

or (MSL): 54.11

Storet Code	Parameter Monitored	Sampling Method	Filtered Y/N	Analysis Method	Analysis Date/Time	Analysis Results/Units	Detection Limit/Units
01097	Antimony	BP	N	6020	07/07/09 04:30	< 2.0 ug/L	2.0 ug/L
01002	Arsenic	BP	N	6020	07/07/09 04:30	< 5.0 ug/L	5.0 ug/L
01007	Barium	BP	N	6010	07/07/09 18:00	19 ug/L	10 ug/L
01012	Beryllium	BP	N	6020	07/07/09 04:30	< 1.0 ug/L	1.0 ug/L
01027	Cadmium	BP	N	6010	07/07/09 18:00	< 5.0 ug/L	5.0 ug/L
01034	Chromium	BP	N	6010	07/07/09 18:00	< 10 ug/L	10 ug/L
01037	Cobalt	BP	N	6010	07/07/09 18:00	< 10 ug/L	10 ug/L
01042	Copper	BP	N	6010	07/07/09 18:00	< 15 ug/L	15 ug/L
01045	Iron	BP	N	6010	07/07/09 18:00	< 100 ug/L	100 ug/L
01051	Lead	BP	N	6010	07/07/09 18:00	< 9.0 ug/L	9.0 ug/L
71900	Mercury	BP	N	7470	07/02/09 19:15	0.25 ug/L	0.20 ug/L
01067	Nickel	BP	N	6010	07/07/09 18:00	< 40 ug/L	40 ug/L
01147	Selenium	BP	N	6010	07/07/09 18:00	< 15 ug/L	15 ug/L
01077	Silver	BP	N	6010	07/07/09 18:00	< 10 ug/L	10 ug/L
00929	Sodium	BP	N	6010	07/08/09 18:19	11 mg/L	1 mg/L
01059	Thallium	BP	N	6020	07/07/09 04:30	0.058 ug/L	1.0 ug/L
01087	Vanadium	BP	N	6010	07/07/09 18:00	< 10 ug/L	10 ug/L
01092	Zinc	BP	N	6010	07/08/09 18:19	< 20 ug/L	20 ug/L
00610	Ammonia as N	BP	N	350.1	07/08/09 11:37	0.085 mg/L	0.10 mg/L
00940	Chloride	BP	N	300.0	07/01/09 16:25	24 mg/L	3.0 mg/L
000094	Field Conductivity	BP	N	120.1	06/30/09 07:17	204 umhos/cm	1 umhos/cm
000299	Field Dissolved Oxygen	BP	N	360.1	06/30/09 07:17	1.6 mg/L	0.5 mg/L
000406	Field pH	BP	N	150.1	06/30/09 07:17	6.12 Std	0.1 Std
00010	Field Temperature	BP	N	170.1	06/30/09 07:17	24.1 deg C	--
82078	Field Turbidity	BP	N	180.1	06/30/09 07:17	3.0 NTU	0.5 NTU
082545	Groundwater Elevation	BP	N	DEP-SOP	06/30/09 07:17	54.11 ft	--
00620	Nitrate	BP	N	300.0	07/01/09 19:47	12 mg/L	1.0 mg/L
070300	Total Dissolved Solids	BP	N	160.1	07/02/09 12:00	160 mg/L	10 mg/L
038437	1,2-Dibromo-3-chloropropane (DBCP)	BP	N	504.1 (Drinkin	07/09/09 16:52	< 0.020 ug/L	0.020 ug/L
77651	1,2-Dibromoethane (EDB)	BP	N	504.1 (Drinkin	07/09/09 16:52	< 0.020 ug/L	0.020 ug/L
77562	1,1,1,2-Tetrachloroethane	BP	N	8260	07/07/09 16:00	< 1.0 ug/L	1.0 ug/L
34506	1,1,1-Trichloroethane	BP	N	8260	07/07/09 16:00	< 1.0 ug/L	1.0 ug/L

PART III ANALYTICAL RESULTS

Facility GMS#: _____ Sampling Date/Time: 6/30/2009 / 7:17:00AM

Test Site ID#: 19345 Report Period 2009 / 2

WACS#: 87081 year / qtr

Well Name: MW-6AR Well Purged (Y/N): Y

Classification of Groundwater: GII Well Type: (X) Background

( ) Detection

( ) Compliance

Groundwater Elevation (NGVD): _____

or (MSL): 54.11 ( ) Other

Storet Code	Parameter Monitored	Sampling Method	Filtered Y/N	Analysis Method	Analysis Date/Time	Analysis Results/Units	Detection Limit/Units
34516	1,1,2,2-Tetrachloroethane	BP	N	8260	07/07/09 16:00	< 1.0 ug/L	1.0 ug/L
34511	1,1,2-Trichloroethane	BP	N	8260	07/07/09 16:00	< 1.0 ug/L	1.0 ug/L
34496	1,1-Dichloroethane	BP	N	8260	07/07/09 16:00	< 1.0 ug/L	1.0 ug/L
34501	1,1-Dichloroethene	BP	N	8260	07/07/09 16:00	< 1.0 ug/L	1.0 ug/L
77443	1,2,3-Trichloropropane	BP	N	8260	07/07/09 16:00	< 2.5 ug/L	2.5 ug/L
34536	1,2-Dichlorobenzene	BP	N	8260	07/07/09 16:00	< 1.0 ug/L	1.0 ug/L
34531	1,2-Dichloroethane	BP	N	8260	07/07/09 16:00	< 1.0 ug/L	1.0 ug/L
34541	1,2-Dichloropropane	BP	N	8260	07/07/09 16:00	< 1.0 ug/L	1.0 ug/L
34571	1,4-Dichlorobenzene	BP	N	8260	07/07/09 16:00	< 1.0 ug/L	1.0 ug/L
81595	2-Butanone (MEK)	BP	N	8260	07/07/09 16:00	< 6.0 ug/L	6.0 ug/L
077103	2-Hexanone	BP	N	8260	07/07/09 16:00	< 5.0 ug/L	5.0 ug/L
81596	4-Methyl-2-pentanone	BP	N	8260	07/07/09 16:00	< 5.0 ug/L	5.0 ug/L
81552	Acetone	BP	N	8260	07/07/09 16:00	< 10 ug/L	10 ug/L
34215	Acrylonitrile	BP	N	8260	07/07/09 16:00	< 20 ug/L	20 ug/L
34030	Benzene	BP	N	8260	07/07/09 16:00	< 1.0 ug/L	1.0 ug/L
073085	Bromochloromethane	BP	N	8260	07/07/09 16:00	< 1.0 ug/L	1.0 ug/L
32101	Bromodichloromethane	BP	N	8260	07/07/09 16:00	< 1.0 ug/L	1.0 ug/L
32104	Bromoform	BP	N	8260	07/07/09 16:00	< 1.0 ug/L	1.0 ug/L
34413	Bromomethane	BP	N	8260	07/07/09 16:00	< 2.0 ug/L	2.0 ug/L
077041	Carbon disulfide	BP	N	8260	07/07/09 16:00	< 2.0 ug/L	2.0 ug/L
32102	Carbon tetrachloride	BP	N	8260	07/07/09 16:00	< 1.0 ug/L	1.0 ug/L
34301	Chlorobenzene	BP	N	8260	07/07/09 16:00	< 1.0 ug/L	1.0 ug/L
34311	Chloroethane	BP	N	8260	07/07/09 16:00	< 2.0 ug/L	2.0 ug/L
32106	Chloroform	BP	N	8260	07/07/09 16:00	< 1.0 ug/L	1.0 ug/L
34418	Chloromethane	BP	N	8260	07/07/09 16:00	< 2.0 ug/L	2.0 ug/L
77093	cis-1,2-Dichloroethene	BP	N	8260	07/07/09 16:00	< 1.0 ug/L	1.0 ug/L
34704	cis-1,3-Dichloropropene	BP	N	8260	07/07/09 16:00	< 1.0 ug/L	1.0 ug/L
32105	Dibromochloromethane	BP	N	8260	07/07/09 16:00	< 1.0 ug/L	1.0 ug/L
77596	Dibromomethane	BP	N	8260	07/07/09 16:00	< 1.0 ug/L	1.0 ug/L
34371	Ethylbenzene	BP	N	8260	07/07/09 16:00	< 1.0 ug/L	1.0 ug/L
77424	Iodomethane	BP	N	8260	07/07/09 16:00	< 1.0 ug/L	1.0 ug/L
34423	Methylene chloride	BP	N	8260	07/07/09 16:00	0.39 ug/L	5.0 ug/L

PART III ANALYTICAL RESULTS

Facility GMS#: _____ Sampling Date/Time: 6/30/2009 / 7:17:00AM

Test Site ID#: 19345 Report Period 2009 / 2

WACS#: 87081 year / qtr

Well Name: MW-6AR Well Purged (Y/N): Y

Classification of Groundwater: GII Well Type: (X) Background

( ) Detection

Groundwater Elevation (NGVD): _____ ( ) Compliance

or (MSL): 54.11 ( ) Other

Storet Code	Parameter Monitored	Sampling Method	Filtered Y/N	Analysis Method	Analysis Date/Time	Analysis Results/Units	Detection Limit/Units
77128	Styrene	BP	N	8260	07/07/09 16:00	< 1.0 ug/L	1.0 ug/L
34475	Tetrachloroethene	BP	N	8260	07/07/09 16:00	< 1.0 ug/L	1.0 ug/L
78131	Toluene	BP	N	8260	07/07/09 16:00	< 1.0 ug/L	1.0 ug/L
34546	trans-1,2-Dichloroethene	BP	N	8260	07/07/09 16:00	< 1.0 ug/L	1.0 ug/L
34699	trans-1,3-Dichloropropene	BP	N	8260	07/07/09 16:00	< 3.0 ug/L	3.0 ug/L
049263	trans-1,4-Dichloro-2-butene	BP	N	8260	07/07/09 16:00	< 3.0 ug/L	3.0 ug/L
39180	Trichloroethene	BP	N	8260	07/07/09 16:00	< 1.0 ug/L	1.0 ug/L
34488	Trichlorofluoromethane	BP	N	8260	07/07/09 16:00	< 2.0 ug/L	2.0 ug/L
77057	Vinyl acetate	BP	N	8260	07/07/09 16:00	< 3.0 ug/L	3.0 ug/L
39175	Vinyl chloride	BP	N	8260	07/07/09 16:00	< 1.0 ug/L	1.0 ug/L
81551	Xylenes (total)	BP	N	8260	07/07/09 16:00	< 2.0 ug/L	2.0 ug/L

PART III ANALYTICAL RESULTS

Facility GMS#: _____ Sampling Date/Time: 6/30/2009 / 6:46:00AM

Test Site ID#: 19346 Report Period 2009 / 2

WACS#: 87081 year / qtr

Well Name: MW-6BR Well Purged (Y/N): Y

Classification of Groundwater: GII Well Type: (X) Background

( ) Detection

( ) Compliance

Groundwater Elevation (NGVD): _____ ( ) Other

or (MSL): 54.10

Storet Code	Parameter Monitored	Sampling Method	Filtered Y/N	Analysis Method	Analysis Date/Time	Analysis Results/Units	Detection Limit/Units
01097	Antimony	BP	N	6020	07/07/09 04:34	0.12 ug/L	2.0 ug/L
01002	Arsenic	BP	N	6020	07/07/09 04:34	1.6 ug/L	5.0 ug/L
01007	Barium	BP	N	6010	07/07/09 18:03	14 ug/L	10 ug/L
01012	Beryllium	BP	N	6020	07/07/09 04:34	< 1.0 ug/L	1.0 ug/L
01027	Cadmium	BP	N	6010	07/07/09 18:03	< 5.0 ug/L	5.0 ug/L
01034	Chromium	BP	N	6010	07/07/09 18:03	39 ug/L	10 ug/L
01037	Cobalt	BP	N	6010	07/07/09 18:03	< 10 ug/L	10 ug/L
01042	Copper	BP	N	6010	07/07/09 18:03	< 15 ug/L	15 ug/L
01045	Iron	BP	N	6010	07/07/09 18:03	1500 ug/L	100 ug/L
01051	Lead	BP	N	6010	07/07/09 18:03	< 9.0 ug/L	9.0 ug/L
71900	Mercury	BP	N	7470	07/02/09 19:18	< 0.20 ug/L	0.20 ug/L
01067	Nickel	BP	N	6010	07/07/09 18:03	4.9 ug/L	40 ug/L
01147	Selenium	BP	N	6010	07/07/09 18:03	< 15 ug/L	15 ug/L
01077	Silver	BP	N	6010	07/07/09 18:03	< 10 ug/L	10 ug/L
00929	Sodium	BP	N	6010	07/07/09 18:03	6.8 mg/L	1 mg/L
01059	Thallium	BP	N	6020	07/07/09 04:34	0.30 ug/L	1.0 ug/L
01087	Vanadium	BP	N	6010	07/07/09 18:03	9.5 ug/L	10 ug/L
01092	Zinc	BP	N	6010	07/08/09 18:21	10 ug/L	20 ug/L
00610	Ammonia as N	BP	N	350.1	07/08/09 11:37	0.068 mg/L	0.10 mg/L
00940	Chloride	BP	N	300.0	07/01/09 16:42	18 mg/L	3.0 mg/L
000094	Field Conductivity	BP	N	120.1	06/30/09 06:46	240 umhos/cm	1 umhos/cm
000299	Field Dissolved Oxygen	BP	N	360.1	06/30/09 06:46	0.8 mg/L	0.5 mg/L
000406	Field pH	BP	N	150.1	06/30/09 06:46	7.73 Std	0.1 Std
00010	Field Temperature	BP	N	170.1	06/30/09 06:46	23.6 deg C	--
82078	Field Turbidity	BP	N	180.1	06/30/09 06:46	10.8 NTU	0.5 NTU
082545	Groundwater Elevation	BP	N	DEP-SOP	06/30/09 06:46	54.10 ft	--
00620	Nitrate	BP	N	300.0	07/01/09 16:42	3.7 mg/L	0.50 mg/L
070300	Total Dissolved Solids	BP	N	160.1	07/02/09 12:00	180 mg/L	10 mg/L
038437	1,2-Dibromo-3-chloropropane (DBCP)	BP	N	504.1 (Drinkin	07/09/09 17:13	< 0.020 ug/L	0.020 ug/L
77651	1,2-Dibromoethane (EDB)	BP	N	504.1 (Drinkin	07/09/09 17:13	< 0.020 ug/L	0.020 ug/L
77562	1,1,1,2-Tetrachloroethane	BP	N	8260	07/07/09 16:24	< 1.0 ug/L	1.0 ug/L
34506	1,1,1-Trichloroethane	BP	N	8260	07/07/09 16:24	< 1.0 ug/L	1.0 ug/L

PART III ANALYTICAL RESULTS

Facility GMS#: _____ Sampling Date/Time: 6/30/2009 / 6:46:00AM

Test Site ID#: 19346 Report Period 2009 / 2

WACS#: 87081 year / qtr

Well Name: MW-6BR Well Purged (Y/N): Y

Classification of Groundwater: GII Well Type: (X) Background

( ) Detection

( ) Compliance

Groundwater Elevation (NGVD): _____ ( ) Other

or (MSL): 54.10

Storet Code	Parameter Monitored	Sampling Method	Filtered Y/N	Analysis Method	Analysis Date/Time	Analysis Results/Units	Detection Limit/Units
34516	1,1,2,2-Tetrachloroethane	BP	N	8260	07/07/09 16:24	< 1.0 ug/L	1.0 ug/L
34511	1,1,2-Trichloroethane	BP	N	8260	07/07/09 16:24	< 1.0 ug/L	1.0 ug/L
34496	1,1-Dichloroethane	BP	N	8260	07/07/09 16:24	< 1.0 ug/L	1.0 ug/L
34501	1,1-Dichloroethene	BP	N	8260	07/07/09 16:24	< 1.0 ug/L	1.0 ug/L
77443	1,2,3-Trichloropropane	BP	N	8260	07/07/09 16:24	< 2.5 ug/L	2.5 ug/L
34536	1,2-Dichlorobenzene	BP	N	8260	07/07/09 16:24	< 1.0 ug/L	1.0 ug/L
34531	1,2-Dichloroethane	BP	N	8260	07/07/09 16:24	< 1.0 ug/L	1.0 ug/L
34541	1,2-Dichloropropane	BP	N	8260	07/07/09 16:24	< 1.0 ug/L	1.0 ug/L
34571	1,4-Dichlorobenzene	BP	N	8260	07/07/09 16:24	< 1.0 ug/L	1.0 ug/L
81595	2-Butanone (MEK)	BP	N	8260	07/07/09 16:24	< 6.0 ug/L	6.0 ug/L
077103	2-Hexanone	BP	N	8260	07/07/09 16:24	< 5.0 ug/L	5.0 ug/L
81596	4-Methyl-2-pentanone	BP	N	8260	07/07/09 16:24	< 5.0 ug/L	5.0 ug/L
81552	Acetone	BP	N	8260	07/07/09 16:24	< 10 ug/L	10 ug/L
34215	Acrylonitrile	BP	N	8260	07/07/09 16:24	< 20 ug/L	20 ug/L
34030	Benzene	BP	N	8260	07/07/09 16:24	< 1.0 ug/L	1.0 ug/L
073085	Bromochloromethane	BP	N	8260	07/07/09 16:24	< 1.0 ug/L	1.0 ug/L
32101	Bromodichloromethane	BP	N	8260	07/07/09 16:24	< 1.0 ug/L	1.0 ug/L
32104	Bromoform	BP	N	8260	07/07/09 16:24	< 1.0 ug/L	1.0 ug/L
34413	Bromomethane	BP	N	8260	07/07/09 16:24	< 2.0 ug/L	2.0 ug/L
077041	Carbon disulfide	BP	N	8260	07/07/09 16:24	< 2.0 ug/L	2.0 ug/L
32102	Carbon tetrachloride	BP	N	8260	07/07/09 16:24	< 1.0 ug/L	1.0 ug/L
34301	Chlorobenzene	BP	N	8260	07/07/09 16:24	< 1.0 ug/L	1.0 ug/L
34311	Chloroethane	BP	N	8260	07/07/09 16:24	< 2.0 ug/L	2.0 ug/L
32106	Chloroform	BP	N	8260	07/07/09 16:24	0.47 ug/L	1.0 ug/L
34418	Chloromethane	BP	N	8260	07/07/09 16:24	< 2.0 ug/L	2.0 ug/L
77093	cis-1,2-Dichloroethene	BP	N	8260	07/07/09 16:24	< 1.0 ug/L	1.0 ug/L
34704	cis-1,3-Dichloropropene	BP	N	8260	07/07/09 16:24	< 1.0 ug/L	1.0 ug/L
32105	Dibromochloromethane	BP	N	8260	07/07/09 16:24	< 1.0 ug/L	1.0 ug/L
77596	Dibromomethane	BP	N	8260	07/07/09 16:24	< 1.0 ug/L	1.0 ug/L
34371	Ethylbenzene	BP	N	8260	07/07/09 16:24	< 1.0 ug/L	1.0 ug/L
77424	Iodomethane	BP	N	8260	07/07/09 16:24	< 1.0 ug/L	1.0 ug/L
34423	Methylene chloride	BP	N	8260	07/07/09 16:24	0.40 ug/L	5.0 ug/L

PART III ANALYTICAL RESULTS

Facility GMS#: _____ Sampling Date/Time: 6/30/2009 / 6:46:00AM

Test Site ID#: 19346 Report Period 2009 / 2

WACS#: 87081 year / qtr

Well Name: MW-6BR Well Purged (Y/N): Y

Classification of Groundwater: GII Well Type: (X) Background

( ) Detection

Groundwater Elevation (NGVD): _____ ( ) Compliance

or (MSL): 54.10 ( ) Other

Storet Code	Parameter Monitored	Sampling Method	Filtered Y/N	Analysis Method	Analysis Date/Time	Analysis Results/Units	Detection Limit/Units
77128	Styrene	BP	N	8260	07/07/09 16:24	< 1.0 ug/L	1.0 ug/L
34475	Tetrachloroethene	BP	N	8260	07/07/09 16:24	< 1.0 ug/L	1.0 ug/L
78131	Toluene	BP	N	8260	07/07/09 16:24	< 1.0 ug/L	1.0 ug/L
34546	trans-1,2-Dichloroethene	BP	N	8260	07/07/09 16:24	< 1.0 ug/L	1.0 ug/L
34699	trans-1,3-Dichloropropene	BP	N	8260	07/07/09 16:24	< 3.0 ug/L	3.0 ug/L
049263	trans-1,4-Dichloro-2-butene	BP	N	8260	07/07/09 16:24	< 3.0 ug/L	3.0 ug/L
39180	Trichloroethene	BP	N	8260	07/07/09 16:24	< 1.0 ug/L	1.0 ug/L
34488	Trichlorofluoromethane	BP	N	8260	07/07/09 16:24	< 2.0 ug/L	2.0 ug/L
77057	Vinyl acetate	BP	N	8260	07/07/09 16:24	< 3.0 ug/L	3.0 ug/L
39175	Vinyl chloride	BP	N	8260	07/07/09 16:24	< 1.0 ug/L	1.0 ug/L
81551	Xylenes (total)	BP	N	8260	07/07/09 16:24	< 2.0 ug/L	2.0 ug/L

PART III ANALYTICAL RESULTS

Facility GMS#: _____ Sampling Date/Time: 6/30/2009 /10:40:00AM

Test Site ID#: _____ Report Period 2009 / 2
year / qtr

WACS#: 87081

Well Name: EQUIPMENT BLANK 1 Well Purged (Y/N): N

Classification of Groundwater: GII Well Type: ( ) Background
( ) Detection
( ) Compliance
( ) Other

Groundwater Elevation (NGVD): _____
or (MSL): _____

Storet Code	Parameter Monitored	Sampling Method	Filtered Y/N	Analysis Method	Analysis Date/Time	Analysis Results/Units	Detection Limit/Units
01097	Antimony	Z	N	6020	07/07/09 04:37	< 2.0 ug/L	2.0 ug/L
01002	Arsenic	Z	N	6020	07/07/09 04:37	< 5.0 ug/L	5.0 ug/L
01007	Barium	Z	N	6010	07/07/09 18:05	< 10 ug/L	10 ug/L
01012	Beryllium	Z	N	6020	07/07/09 04:37	< 1.0 ug/L	1.0 ug/L
01027	Cadmium	Z	N	6010	07/07/09 18:05	< 5.0 ug/L	5.0 ug/L
01034	Chromium	Z	N	6010	07/07/09 18:05	< 10 ug/L	10 ug/L
01037	Cobalt	Z	N	6010	07/07/09 18:05	< 10 ug/L	10 ug/L
01042	Copper	Z	N	6010	07/07/09 18:05	< 15 ug/L	15 ug/L
01045	Iron	Z	N	6010	07/07/09 18:05	< 100 ug/L	100 ug/L
01051	Lead	Z	N	6010	07/07/09 18:05	< 9.0 ug/L	9.0 ug/L
71900	Mercury	Z	N	7470	07/02/09 19:20	< 0.20 ug/L	0.20 ug/L
01067	Nickel	Z	N	6010	07/07/09 18:05	< 40 ug/L	40 ug/L
01147	Selenium	Z	N	6010	07/07/09 18:05	< 15 ug/L	15 ug/L
01077	Silver	Z	N	6010	07/07/09 18:05	< 10 ug/L	10 ug/L
00929	Sodium	Z	N	6010	07/07/09 18:05	< 1 mg/L	1 mg/L
01059	Thallium	Z	N	6020	07/07/09 04:37	< 1.0 ug/L	1.0 ug/L
01087	Vanadium	Z	N	6010	07/07/09 18:05	< 10 ug/L	10 ug/L
01092	Zinc	Z	N	6010	07/08/09 18:23	< 20 ug/L	20 ug/L
00610	Ammonia as N	Z	N	350.1	07/08/09 11:37	0.087 mg/L	0.10 mg/L
00940	Chloride	Z	N	300.0	07/01/09 16:59	< 3.0 mg/L	3.0 mg/L
000094	Field Conductivity	Z	N	120.1	06/30/09 10:40	2 umhos/cm	1 umhos/cm
000299	Field Dissolved Oxygen	Z	N	360.1	06/30/09 10:40	5.7 mg/L	0.5 mg/L
000406	Field pH	Z	N	150.1	06/30/09 10:40	6.78 Std	0.1 Std
00010	Field Temperature	Z	N	170.1	06/30/09 10:40	27.4 deg C	--
82078	Field Turbidity	Z	N	180.1	06/30/09 10:40	0.1 NTU	0.5 NTU
00620	Nitrate	Z	N	300.0	07/01/09 16:59	< 0.50 mg/L	0.50 mg/L
070300	Total Dissolved Solids	Z	N	160.1	07/02/09 12:00	< 10 mg/L	10 mg/L
038437	1,2-Dibromo-3-chloropropane (DBCP)	Z	N	504.1 (Drinkin	07/09/09 17:33	< 0.020 ug/L	0.020 ug/L
77651	1,2-Dibromoethane (EDB)	Z	N	504.1 (Drinkin	07/09/09 17:33	< 0.020 ug/L	0.020 ug/L
77562	1,1,1,2-Tetrachloroethane	Z	N	8260	07/07/09 16:47	< 1.0 ug/L	1.0 ug/L
34506	1,1,1-Trichloroethane	Z	N	8260	07/07/09 16:47	< 1.0 ug/L	1.0 ug/L
34516	1,1,2,2-Tetrachloroethane	Z	N	8260	07/07/09 16:47	< 1.0 ug/L	1.0 ug/L

PART III ANALYTICAL RESULTS

Facility GMS#: _____ Sampling Date/Time: 6/30/2009 /10:40:00AM

Test Site ID#: _____ Report Period 2009 / 2

WACS#: 87081 year / qtr

Well Name: EQUIPMENT BLANK 1 Well Purged (Y/N): N

Classification of Groundwater: GII Well Type: ( ) Background

( ) Detection

( ) Compliance

Groundwater Elevation (NGVD): _____ ( ) Other

or (MSL): _____

Storet Code	Parameter Monitored	Sampling Method	Filtered Y/N	Analysis Method	Analysis Date/Time	Analysis Results/Units	Detection Limit/Units
34511	1,1,2-Trichloroethane	Z	N	8260	07/07/09 16:47	< 1.0 ug/L	1.0 ug/L
34496	1,1-Dichloroethane	Z	N	8260	07/07/09 16:47	< 1.0 ug/L	1.0 ug/L
34501	1,1-Dichloroethene	Z	N	8260	07/07/09 16:47	< 1.0 ug/L	1.0 ug/L
77443	1,2,3-Trichloropropane	Z	N	8260	07/07/09 16:47	< 2.5 ug/L	2.5 ug/L
34536	1,2-Dichlorobenzene	Z	N	8260	07/07/09 16:47	< 1.0 ug/L	1.0 ug/L
34531	1,2-Dichloroethane	Z	N	8260	07/07/09 16:47	< 1.0 ug/L	1.0 ug/L
34541	1,2-Dichloropropane	Z	N	8260	07/07/09 16:47	< 1.0 ug/L	1.0 ug/L
34571	1,4-Dichlorobenzene	Z	N	8260	07/07/09 16:47	< 1.0 ug/L	1.0 ug/L
81595	2-Butanone (MEK)	Z	N	8260	07/07/09 16:47	< 6.0 ug/L	6.0 ug/L
077103	2-Hexanone	Z	N	8260	07/07/09 16:47	< 5.0 ug/L	5.0 ug/L
81596	4-Methyl-2-pentanone	Z	N	8260	07/07/09 16:47	< 5.0 ug/L	5.0 ug/L
81552	Acetone	Z	N	8260	07/07/09 16:47	< 10 ug/L	10 ug/L
34215	Acrylonitrile	Z	N	8260	07/07/09 16:47	< 20 ug/L	20 ug/L
34030	Benzene	Z	N	8260	07/07/09 16:47	< 1.0 ug/L	1.0 ug/L
073085	Bromochloromethane	Z	N	8260	07/07/09 16:47	< 1.0 ug/L	1.0 ug/L
32101	Bromodichloromethane	Z	N	8260	07/07/09 16:47	< 1.0 ug/L	1.0 ug/L
32104	Bromoform	Z	N	8260	07/07/09 16:47	< 1.0 ug/L	1.0 ug/L
34413	Bromomethane	Z	N	8260	07/07/09 16:47	< 2.0 ug/L	2.0 ug/L
077041	Carbon disulfide	Z	N	8260	07/07/09 16:47	< 2.0 ug/L	2.0 ug/L
32102	Carbon tetrachloride	Z	N	8260	07/07/09 16:47	< 1.0 ug/L	1.0 ug/L
34301	Chlorobenzene	Z	N	8260	07/07/09 16:47	< 1.0 ug/L	1.0 ug/L
34311	Chloroethane	Z	N	8260	07/07/09 16:47	< 2.0 ug/L	2.0 ug/L
32106	Chloroform	Z	N	8260	07/07/09 16:47	< 1.0 ug/L	1.0 ug/L
34418	Chloromethane	Z	N	8260	07/07/09 16:47	< 2.0 ug/L	2.0 ug/L
77093	cis-1,2-Dichloroethene	Z	N	8260	07/07/09 16:47	< 1.0 ug/L	1.0 ug/L
34704	cis-1,3-Dichloropropene	Z	N	8260	07/07/09 16:47	< 1.0 ug/L	1.0 ug/L
32105	Dibromochloromethane	Z	N	8260	07/07/09 16:47	< 1.0 ug/L	1.0 ug/L
77596	Dibromomethane	Z	N	8260	07/07/09 16:47	< 1.0 ug/L	1.0 ug/L
34371	Ethylbenzene	Z	N	8260	07/07/09 16:47	< 1.0 ug/L	1.0 ug/L
77424	Iodomethane	Z	N	8260	07/07/09 16:47	< 1.0 ug/L	1.0 ug/L
34423	Methylene chloride	Z	N	8260	07/07/09 16:47	3.0 ug/L	5.0 ug/L
77128	Styrene	Z	N	8260	07/07/09 16:47	< 1.0 ug/L	1.0 ug/L

PART III ANALYTICAL RESULTS

Facility GMS#: _____ Sampling Date/Time: 6/30/2009 /10:40:00AM

Test Site ID#: _____ Report Period 2009 / 2
year / qtr

WACS#: 87081

Well Name: EQUIPMENT BLANK 1 Well Purged (Y/N): N

Classification of Groundwater: GII Well Type: ( ) Background
( ) Detection
( ) Compliance
( ) Other

Groundwater Elevation (NGVD): _____
or (MSL): _____

Storet Code	Parameter Monitored	Sampling Method	Filtered Y/N	Analysis Method	Analysis Date/Time	Analysis Results/Units	Detection Limit/Units
34475	Tetrachloroethene	Z	N	8260	07/07/09 16:47	< 1.0 ug/L	1.0 ug/L
78131	Toluene	Z	N	8260	07/07/09 16:47	< 1.0 ug/L	1.0 ug/L
34546	trans-1,2-Dichloroethene	Z	N	8260	07/07/09 16:47	< 1.0 ug/L	1.0 ug/L
34699	trans-1,3-Dichloropropene	Z	N	8260	07/07/09 16:47	< 3.0 ug/L	3.0 ug/L
049263	trans-1,4-Dichloro-2-butene	Z	N	8260	07/07/09 16:47	< 3.0 ug/L	3.0 ug/L
39180	Trichloroethene	Z	N	8260	07/07/09 16:47	< 1.0 ug/L	1.0 ug/L
34488	Trichlorofluoromethane	Z	N	8260	07/07/09 16:47	< 2.0 ug/L	2.0 ug/L
77057	Vinyl acetate	Z	N	8260	07/07/09 16:47	< 3.0 ug/L	3.0 ug/L
39175	Vinyl chloride	Z	N	8260	07/07/09 16:47	< 1.0 ug/L	1.0 ug/L
81551	Xylenes (total)	Z	N	8260	07/07/09 16:47	< 2.0 ug/L	2.0 ug/L

PART III ANALYTICAL RESULTS

Facility GMS#: _____ Sampling Date/Time: 6/30/2009 /11:00:00AM

Test Site ID#: _____ Report Period 2009 / 2
year / qtr

WACS#: 87081

Well Name: FIELD BLANK 1 Well Purged (Y/N): N

Classification of Groundwater: GII Well Type: ( ) Background
( ) Detection
( ) Compliance
( ) Other

Groundwater Elevation (NGVD): _____
or (MSL): _____

Storet Code	Parameter Monitored	Sampling Method	Filtered Y/N	Analysis Method	Analysis Date/Time	Analysis Results/Units	Detection Limit/Units
01097	Antimony	Z	N	6020	07/07/09 04:41	< 2.0 ug/L	2.0 ug/L
01002	Arsenic	Z	N	6020	07/07/09 04:41	< 5.0 ug/L	5.0 ug/L
01007	Barium	Z	N	6010	07/07/09 18:07	< 10 ug/L	10 ug/L
01012	Beryllium	Z	N	6020	07/07/09 04:41	< 1.0 ug/L	1.0 ug/L
01027	Cadmium	Z	N	6010	07/07/09 18:07	< 5.0 ug/L	5.0 ug/L
01034	Chromium	Z	N	6010	07/07/09 18:07	< 10 ug/L	10 ug/L
01037	Cobalt	Z	N	6010	07/07/09 18:07	< 10 ug/L	10 ug/L
01042	Copper	Z	N	6010	07/07/09 18:07	< 15 ug/L	15 ug/L
01045	Iron	Z	N	6010	07/07/09 18:07	< 100 ug/L	100 ug/L
01051	Lead	Z	N	6010	07/07/09 18:07	< 9.0 ug/L	9.0 ug/L
71900	Mercury	Z	N	7470	07/02/09 19:22	< 0.20 ug/L	0.20 ug/L
01067	Nickel	Z	N	6010	07/07/09 18:07	< 40 ug/L	40 ug/L
01147	Selenium	Z	N	6010	07/07/09 18:07	< 15 ug/L	15 ug/L
01077	Silver	Z	N	6010	07/07/09 18:07	< 10 ug/L	10 ug/L
00929	Sodium	Z	N	6010	07/07/09 18:07	< 1 mg/L	1 mg/L
01059	Thallium	Z	N	6020	07/07/09 04:41	< 1.0 ug/L	1.0 ug/L
01087	Vanadium	Z	N	6010	07/07/09 18:07	< 10 ug/L	10 ug/L
01092	Zinc	Z	N	6010	07/08/09 18:26	< 20 ug/L	20 ug/L
00610	Ammonia as N	Z	N	350.1	07/08/09 11:37	0.082 mg/L	0.10 mg/L
00940	Chloride	Z	N	300.0	07/01/09 17:15	< 3.0 mg/L	3.0 mg/L
000094	Field Conductivity	Z	N	120.1	06/30/09 11:00	2 umhos/cm	1 umhos/cm
000299	Field Dissolved Oxygen	Z	N	360.1	06/30/09 11:00	5.7 mg/L	0.5 mg/L
000406	Field pH	Z	N	150.1	06/30/09 11:00	6.81 Std	0.1 Std
00010	Field Temperature	Z	N	170.1	06/30/09 11:00	27.5 deg C	--
82078	Field Turbidity	Z	N	180.1	06/30/09 11:00	< 0.5 NTU	0.5 NTU
00620	Nitrate	Z	N	300.0	07/01/09 17:15	< 0.50 mg/L	0.50 mg/L
070300	Total Dissolved Solids	Z	N	160.1	07/02/09 12:00	< 10 mg/L	10 mg/L
038437	1,2-Dibromo-3-chloropropane (DBCP)	Z	N	504.1 (Drinkin	07/09/09 17:54	< 0.020 ug/L	0.020 ug/L
77651	1,2-Dibromoethane (EDB)	Z	N	504.1 (Drinkin	07/09/09 17:54	< 0.020 ug/L	0.020 ug/L
77562	1,1,1,2-Tetrachloroethane	Z	N	8260	07/07/09 17:11	< 1.0 ug/L	1.0 ug/L
34506	1,1,1-Trichloroethane	Z	N	8260	07/07/09 17:11	< 1.0 ug/L	1.0 ug/L
34516	1,1,2,2-Tetrachloroethane	Z	N	8260	07/07/09 17:11	< 1.0 ug/L	1.0 ug/L

PART III ANALYTICAL RESULTS

Facility GMS#: _____ Sampling Date/Time: 6/30/2009 /11:00:00AM

Test Site ID#: _____ Report Period 2009 / 2
year / qtr

WACS#: 87081

Well Name: FIELD BLANK 1 Well Purged (Y/N): N

Classification of Groundwater: GII Well Type: ( ) Background
( ) Detection
( ) Compliance
( ) Other

Groundwater Elevation (NGVD): _____
or (MSL): _____

Storet Code	Parameter Monitored	Sampling Method	Filtered Y/N	Analysis Method	Analysis Date/Time	Analysis Results/Units	Detection Limit/Units
34511	1,1,2-Trichloroethane	Z	N	8260	07/07/09 17:11	< 1.0 ug/L	1.0 ug/L
34496	1,1-Dichloroethane	Z	N	8260	07/07/09 17:11	< 1.0 ug/L	1.0 ug/L
34501	1,1-Dichloroethene	Z	N	8260	07/07/09 17:11	< 1.0 ug/L	1.0 ug/L
77443	1,2,3-Trichloropropane	Z	N	8260	07/07/09 17:11	< 2.5 ug/L	2.5 ug/L
34536	1,2-Dichlorobenzene	Z	N	8260	07/07/09 17:11	< 1.0 ug/L	1.0 ug/L
34531	1,2-Dichloroethane	Z	N	8260	07/07/09 17:11	< 1.0 ug/L	1.0 ug/L
34541	1,2-Dichloropropane	Z	N	8260	07/07/09 17:11	< 1.0 ug/L	1.0 ug/L
34571	1,4-Dichlorobenzene	Z	N	8260	07/07/09 17:11	< 1.0 ug/L	1.0 ug/L
81595	2-Butanone (MEK)	Z	N	8260	07/07/09 17:11	< 6.0 ug/L	6.0 ug/L
077103	2-Hexanone	Z	N	8260	07/07/09 17:11	< 5.0 ug/L	5.0 ug/L
81596	4-Methyl-2-pentanone	Z	N	8260	07/07/09 17:11	< 5.0 ug/L	5.0 ug/L
81552	Acetone	Z	N	8260	07/07/09 17:11	< 10 ug/L	10 ug/L
34215	Acrylonitrile	Z	N	8260	07/07/09 17:11	< 20 ug/L	20 ug/L
34030	Benzene	Z	N	8260	07/07/09 17:11	< 1.0 ug/L	1.0 ug/L
073085	Bromochloromethane	Z	N	8260	07/07/09 17:11	< 1.0 ug/L	1.0 ug/L
32101	Bromodichloromethane	Z	N	8260	07/07/09 17:11	< 1.0 ug/L	1.0 ug/L
32104	Bromoform	Z	N	8260	07/07/09 17:11	< 1.0 ug/L	1.0 ug/L
34413	Bromomethane	Z	N	8260	07/07/09 17:11	< 2.0 ug/L	2.0 ug/L
077041	Carbon disulfide	Z	N	8260	07/07/09 17:11	< 2.0 ug/L	2.0 ug/L
32102	Carbon tetrachloride	Z	N	8260	07/07/09 17:11	< 1.0 ug/L	1.0 ug/L
34301	Chlorobenzene	Z	N	8260	07/07/09 17:11	< 1.0 ug/L	1.0 ug/L
34311	Chloroethane	Z	N	8260	07/07/09 17:11	< 2.0 ug/L	2.0 ug/L
32106	Chloroform	Z	N	8260	07/07/09 17:11	< 1.0 ug/L	1.0 ug/L
34418	Chloromethane	Z	N	8260	07/07/09 17:11	< 2.0 ug/L	2.0 ug/L
77093	cis-1,2-Dichloroethene	Z	N	8260	07/07/09 17:11	< 1.0 ug/L	1.0 ug/L
34704	cis-1,3-Dichloropropene	Z	N	8260	07/07/09 17:11	< 1.0 ug/L	1.0 ug/L
32105	Dibromochloromethane	Z	N	8260	07/07/09 17:11	< 1.0 ug/L	1.0 ug/L
77596	Dibromomethane	Z	N	8260	07/07/09 17:11	< 1.0 ug/L	1.0 ug/L
34371	Ethylbenzene	Z	N	8260	07/07/09 17:11	< 1.0 ug/L	1.0 ug/L
77424	Iodomethane	Z	N	8260	07/07/09 17:11	< 1.0 ug/L	1.0 ug/L
34423	Methylene chloride	Z	N	8260	07/07/09 17:11	1.4 ug/L	5.0 ug/L
77128	Styrene	Z	N	8260	07/07/09 17:11	< 1.0 ug/L	1.0 ug/L

PART III ANALYTICAL RESULTS

Facility GMS#: _____ Sampling Date/Time: 6/30/2009 /11:00:00AM

Test Site ID#: _____ Report Period 2009 / 2
year / qtr

WACS#: 87081

Well Name: FIELD BLANK 1 Well Purged (Y/N): N

Classification of Groundwater: GII Well Type: ( ) Background
( ) Detection
( ) Compliance
( ) Other

Groundwater Elevation (NGVD): _____
or (MSL): _____

Storet Code	Parameter Monitored	Sampling Method	Filtered Y/N	Analysis Method	Analysis Date/Time	Analysis Results/Units	Detection Limit/Units
34475	Tetrachloroethene	Z	N	8260	07/07/09 17:11	< 1.0 ug/L	1.0 ug/L
78131	Toluene	Z	N	8260	07/07/09 17:11	< 1.0 ug/L	1.0 ug/L
34546	trans-1,2-Dichloroethene	Z	N	8260	07/07/09 17:11	< 1.0 ug/L	1.0 ug/L
34699	trans-1,3-Dichloropropene	Z	N	8260	07/07/09 17:11	< 3.0 ug/L	3.0 ug/L
049263	trans-1,4-Dichloro-2-butene	Z	N	8260	07/07/09 17:11	< 3.0 ug/L	3.0 ug/L
39180	Trichloroethene	Z	N	8260	07/07/09 17:11	< 1.0 ug/L	1.0 ug/L
34488	Trichlorofluoromethane	Z	N	8260	07/07/09 17:11	< 2.0 ug/L	2.0 ug/L
77057	Vinyl acetate	Z	N	8260	07/07/09 17:11	< 3.0 ug/L	3.0 ug/L
39175	Vinyl chloride	Z	N	8260	07/07/09 17:11	< 1.0 ug/L	1.0 ug/L
81551	Xylenes (total)	Z	N	8260	07/07/09 17:11	< 2.0 ug/L	2.0 ug/L

PART III ANALYTICAL RESULTS

Facility GMS#: _____ Sampling Date/Time: 6/30/2009 /12:00:00AM

Test Site ID#: _____ Report Period 2009 / 2 (year / qtr)

WACS#: 87081

Well Name: TRIP BLANK 1 Well Purged (Y/N): N

Classification of Groundwater: GII Well Type: ( ) Background

( ) Detection

Groundwater Elevation (NGVD): _____ ( ) Compliance

or (MSL): _____ ( ) Other

Storet Code	Parameter Monitored	Sampling Method	Filtered Y/N	Analysis Method	Analysis Date/Time	Analysis Results/Units	Detection Limit/Units
77562	1,1,1,2-Tetrachloroethane	Z	N	8260	07/07/09 17:34	< 1.0 ug/L	1.0 ug/L
34506	1,1,1-Trichloroethane	Z	N	8260	07/07/09 17:34	< 1.0 ug/L	1.0 ug/L
34516	1,1,2,2-Tetrachloroethane	Z	N	8260	07/07/09 17:34	< 1.0 ug/L	1.0 ug/L
34511	1,1,2-Trichloroethane	Z	N	8260	07/07/09 17:34	< 1.0 ug/L	1.0 ug/L
34496	1,1-Dichloroethane	Z	N	8260	07/07/09 17:34	< 1.0 ug/L	1.0 ug/L
34501	1,1-Dichloroethene	Z	N	8260	07/07/09 17:34	< 1.0 ug/L	1.0 ug/L
77443	1,2,3-Trichloropropane	Z	N	8260	07/07/09 17:34	< 2.5 ug/L	2.5 ug/L
34536	1,2-Dichlorobenzene	Z	N	8260	07/07/09 17:34	< 1.0 ug/L	1.0 ug/L
34531	1,2-Dichloroethane	Z	N	8260	07/07/09 17:34	< 1.0 ug/L	1.0 ug/L
34541	1,2-Dichloropropane	Z	N	8260	07/07/09 17:34	< 1.0 ug/L	1.0 ug/L
34571	1,4-Dichlorobenzene	Z	N	8260	07/07/09 17:34	< 1.0 ug/L	1.0 ug/L
81595	2-Butanone (MEK)	Z	N	8260	07/07/09 17:34	< 6.0 ug/L	6.0 ug/L
077103	2-Hexanone	Z	N	8260	07/07/09 17:34	< 5.0 ug/L	5.0 ug/L
81596	4-Methyl-2-pentanone	Z	N	8260	07/07/09 17:34	< 5.0 ug/L	5.0 ug/L
81552	Acetone	Z	N	8260	07/07/09 17:34	< 10 ug/L	10 ug/L
34215	Acrylonitrile	Z	N	8260	07/07/09 17:34	< 20 ug/L	20 ug/L
34030	Benzene	Z	N	8260	07/07/09 17:34	< 1.0 ug/L	1.0 ug/L
073085	Bromochloromethane	Z	N	8260	07/07/09 17:34	< 1.0 ug/L	1.0 ug/L
32101	Bromodichloromethane	Z	N	8260	07/07/09 17:34	< 1.0 ug/L	1.0 ug/L
32104	Bromoform	Z	N	8260	07/07/09 17:34	< 1.0 ug/L	1.0 ug/L
34413	Bromomethane	Z	N	8260	07/07/09 17:34	< 2.0 ug/L	2.0 ug/L
077041	Carbon disulfide	Z	N	8260	07/07/09 17:34	< 2.0 ug/L	2.0 ug/L
32102	Carbon tetrachloride	Z	N	8260	07/07/09 17:34	< 1.0 ug/L	1.0 ug/L
34301	Chlorobenzene	Z	N	8260	07/07/09 17:34	< 1.0 ug/L	1.0 ug/L
34311	Chloroethane	Z	N	8260	07/07/09 17:34	< 2.0 ug/L	2.0 ug/L
32106	Chloroform	Z	N	8260	07/07/09 17:34	< 1.0 ug/L	1.0 ug/L
34418	Chloromethane	Z	N	8260	07/07/09 17:34	< 2.0 ug/L	2.0 ug/L
77093	cis-1,2-Dichloroethene	Z	N	8260	07/07/09 17:34	< 1.0 ug/L	1.0 ug/L
34704	cis-1,3-Dichloropropene	Z	N	8260	07/07/09 17:34	< 1.0 ug/L	1.0 ug/L
32105	Dibromochloromethane	Z	N	8260	07/07/09 17:34	< 1.0 ug/L	1.0 ug/L
77596	Dibromomethane	Z	N	8260	07/07/09 17:34	< 1.0 ug/L	1.0 ug/L
34371	Ethylbenzene	Z	N	8260	07/07/09 17:34	< 1.0 ug/L	1.0 ug/L

PART III ANALYTICAL RESULTS

Facility GMS#: _____ Sampling Date/Time: 6/30/2009 /12:00:00AM

Test Site ID#: _____ Report Period 2009 / 2

WACS#: 87081 year / qtr

Well Name: TRIP BLANK 1 Well Purged (Y/N): N

Classification of Groundwater: GII Well Type: ( ) Background

( ) Detection

Groundwater Elevation (NGVD): _____ ( ) Compliance

or (MSL): _____ ( ) Other

Storet Code	Parameter Monitored	Sampling Method	Filtered Y/N	Analysis Method	Analysis Date/Time	Analysis Results/Units	Detection Limit/Units
77424	Iodomethane	Z	N	8260	07/07/09 17:34	< 1.0 ug/L	1.0 ug/L
34423	Methylene chloride	Z	N	8260	07/07/09 17:34	0.73 ug/L	5.0 ug/L
77128	Styrene	Z	N	8260	07/07/09 17:34	< 1.0 ug/L	1.0 ug/L
34475	Tetrachloroethene	Z	N	8260	07/07/09 17:34	< 1.0 ug/L	1.0 ug/L
78131	Toluene	Z	N	8260	07/07/09 17:34	< 1.0 ug/L	1.0 ug/L
34546	trans-1,2-Dichloroethene	Z	N	8260	07/07/09 17:34	< 1.0 ug/L	1.0 ug/L
34699	trans-1,3-Dichloropropene	Z	N	8260	07/07/09 17:34	< 3.0 ug/L	3.0 ug/L
049263	trans-1,4-Dichloro-2-butene	Z	N	8260	07/07/09 17:34	< 3.0 ug/L	3.0 ug/L
39180	Trichloroethene	Z	N	8260	07/07/09 17:34	< 1.0 ug/L	1.0 ug/L
34488	Trichlorofluoromethane	Z	N	8260	07/07/09 17:34	< 2.0 ug/L	2.0 ug/L
77057	Vinyl acetate	Z	N	8260	07/07/09 17:34	< 3.0 ug/L	3.0 ug/L
39175	Vinyl chloride	Z	N	8260	07/07/09 17:34	< 1.0 ug/L	1.0 ug/L
81551	Xylenes (total)	Z	N	8260	07/07/09 17:34	< 2.0 ug/L	2.0 ug/L

PART III ANALYTICAL RESULTS

Facility GMS#: _____ Sampling Date/Time: 6/30/2009 /11:40:00AM

Test Site ID#: 19336 Report Period 2009 / 2

WACS#: 87081 year / qtr

Well Name: MW-1B Well Purged (Y/N): Y

Classification of Groundwater: GII Well Type: (X) Background

( ) Detection

( ) Compliance

Groundwater Elevation (NGVD): _____ ( ) Other

or (MSL): 56.70

Storet Code	Parameter Monitored	Sampling Method	Filtered Y/N	Analysis Method	Analysis Date/Time	Analysis Results/Units	Detection Limit/Units
00940	Chloride	BP	N	300.0	07/01/09 17:32	6.4 mg/L	3.0 mg/L
000094	Field Conductivity	BP	N	120.1	06/30/09 11:40	173 umhos/cm	1 umhos/cm
000299	Field Dissolved Oxygen	BP	N	360.1	06/30/09 11:40	1.3 mg/L	0.5 mg/L
000406	Field pH	BP	N	150.1	06/30/09 11:40	7.36 Std	0.1 Std
00010	Field Temperature	BP	N	170.1	06/30/09 11:40	23.7 deg C	--
82078	Field Turbidity	BP	N	180.1	06/30/09 11:40	3.5 NTU	0.5 NTU
082545	Groundwater Elevation	BP	N	DEP-SOP	06/30/09 11:40	56.70 ft	--
00620	Nitrate	BP	N	300.0	07/01/09 17:32	0.042 mg/L	0.50 mg/L
070300	Total Dissolved Solids	BP	N	160.1	07/02/09 12:00	110 mg/L	10 mg/L

PART III ANALYTICAL RESULTS

Facility GMS#: _____ Sampling Date/Time: 6/30/2009 /10:15:00AM

Test Site ID#: 19868 Report Period 2009 / 2

WACS#: 87081 year / qtr

Well Name: MW-8R Well Purged (Y/N): Y

Classification of Groundwater: GII Well Type: (X) Background

( ) Detection

( ) Compliance

Groundwater Elevation (NGVD): _____ ( ) Other

or (MSL): 55.60

Storet Code	Parameter Monitored	Sampling Method	Filtered Y/N	Analysis Method	Analysis Date/Time	Analysis Results/Units	Detection Limit/Units
01105	Aluminum	SP	N	6010	07/07/09 18:23	190 ug/L	100 ug/L
01055	Manganese	SP	N	6010	07/07/09 18:23	2.5 ug/L	10 ug/L
000081	Color	SP	N	2120B	07/02/09 06:00	5.0 Std	5.0 Std
000094	Field Conductivity	SP	N	120.1	06/30/09 10:15	116 umhos/cm	1 umhos/cm
000299	Field Dissolved Oxygen	SP	N	360.1	06/30/09 10:15	2.9 mg/L	0.5 mg/L
000406	Field pH	SP	N	150.1	06/30/09 10:15	8.12 Std	0.1 Std
00010	Field Temperature	SP	N	170.1	06/30/09 10:15	24.8 deg C	--
82078	Field Turbidity	SP	N	180.1	06/30/09 10:15	8.6 NTU	0.5 NTU
082545	Groundwater Elevation	SP	N	DEP-SOP	06/30/09 10:15	55.60 ft	--

PART III ANALYTICAL RESULTS

Facility GMS#: _____ Sampling Date/Time: 6/30/2009 / 9:36:00AM

Test Site ID#: 19339 Report Period 2009 / 2

WACS#: 87081 year / qtr

Well Name: MW-3A Well Purged (Y/N): Y

Classification of Groundwater: GII Well Type: ( ) Background

( ) Detection

Groundwater Elevation (NGVD): _____ (X) Compliance

or (MSL): 53.55 ( ) Other

Storet Code	Parameter Monitored	Sampling Method	Filtered Y/N	Analysis Method	Analysis Date/Time	Analysis Results/Units	Detection Limit/Units
01105	Aluminum	BP	N	6010	07/07/09 18:41	450 ug/L	100 ug/L
01055	Manganese	BP	N	6010	07/07/09 18:41	3.6 ug/L	10 ug/L
000081	Color	BP	N	2120B	07/02/09 06:00	5.0 Std	5.0 Std
000094	Field Conductivity	BP	N	120.1	06/30/09 09:36	40 umhos/cm	1 umhos/cm
000299	Field Dissolved Oxygen	BP	N	360.1	06/30/09 09:36	2.1 mg/L	0.5 mg/L
000406	Field pH	BP	N	150.1	06/30/09 09:36	6.06 Std	0.1 Std
00010	Field Temperature	BP	N	170.1	06/30/09 09:36	24.7 deg C	--
82078	Field Turbidity	BP	N	180.1	06/30/09 09:36	9.2 NTU	0.5 NTU
082545	Groundwater Elevation	BP	N	DEP-SOP	06/30/09 09:36	53.55 ft	--

PART III ANALYTICAL RESULTS

Facility GMS#: _____ Sampling Date/Time: 6/30/2009 / 9:01:00AM

Test Site ID#: 19338 Report Period 2009 / 2

WACS#: 87081 year / qtr

Well Name: MW-2B Well Purged (Y/N): Y

Classification of Groundwater: GII Well Type: (X) Background

( ) Detection

Groundwater Elevation (NGVD): _____ ( ) Compliance

or (MSL): 53.34 ( ) Other

Storet Code	Parameter Monitored	Sampling Method	Filtered Y/N	Analysis Method	Analysis Date/Time	Analysis Results/Units	Detection Limit/Units
01105	Aluminum	BP	N	6010	07/07/09 18:43	570 ug/L	100 ug/L
01055	Manganese	BP	N	6010	07/07/09 18:43	2.8 ug/L	10 ug/L
000081	Color	BP	N	2120B	07/02/09 06:00	5.0 Std	5.0 Std
000094	Field Conductivity	BP	N	120.1	06/30/09 09:01	131 umhos/cm	1 umhos/cm
000299	Field Dissolved Oxygen	BP	N	360.1	06/30/09 09:01	0.9 mg/L	0.5 mg/L
000406	Field pH	BP	N	150.1	06/30/09 09:01	7.86 Std	0.1 Std
00010	Field Temperature	BP	N	170.1	06/30/09 09:01	24.2 deg C	--
82078	Field Turbidity	BP	N	180.1	06/30/09 09:01	8.2 NTU	0.5 NTU
082545	Groundwater Elevation	BP	N	DEP-SOP	06/30/09 09:01	53.34 ft	--

PART III ANALYTICAL RESULTS

Facility GMS#: _____ Sampling Date/Time: 6/30/2009 / 8:26:00AM

Test Site ID#: 19337 Report Period 2009 / 2

WACS#: 87081 year / qtr

Well Name: MW-2AR Well Purged (Y/N): Y

Classification of Groundwater: GII Well Type: (X) Background

( ) Detection

Groundwater Elevation (NGVD): _____ ( ) Compliance

or (MSL): 54.56 ( ) Other

Storet Code	Parameter Monitored	Sampling Method	Filtered Y/N	Analysis Method	Analysis Date/Time	Analysis Results/Units	Detection Limit/Units
01105	Aluminum	BP	N	6010	07/07/09 18:46	180 ug/L	100 ug/L
01055	Manganese	BP	N	6010	07/07/09 18:46	4.6 ug/L	10 ug/L
000081	Color	BP	N	2120B	07/02/09 06:00	10 Std	5.0 Std
000094	Field Conductivity	BP	N	120.1	06/30/09 08:26	22 umhos/cm	1 umhos/cm
000299	Field Dissolved Oxygen	BP	N	360.1	06/30/09 08:26	1.9 mg/L	0.5 mg/L
000406	Field pH	BP	N	150.1	06/30/09 08:26	5.93 Std	0.1 Std
00010	Field Temperature	BP	N	170.1	06/30/09 08:26	24.1 deg C	--
82078	Field Turbidity	BP	N	180.1	06/30/09 08:26	6.5 NTU	0.5 NTU
082545	Groundwater Elevation	BP	N	DEP-SOP	06/30/09 08:26	54.56 ft	--

PART III ANALYTICAL RESULTS

Facility GMS#: _____ Sampling Date/Time: 6/30/2009 / 7:55:00AM

Test Site ID#: 19880 Report Period 2009 / 2

WACS#: 87081 year / qtr

Well Name: MW-FL2R Well Purged (Y/N): Y

Classification of Groundwater: GII Well Type: ( ) Background

( ) Detection

Groundwater Elevation (NGVD): (X) Compliance

or (MSL): 54.99 ( ) Other

Storet Code	Parameter Monitored	Sampling Method	Filtered Y/N	Analysis Method	Analysis Date/Time	Analysis Results/Units	Detection Limit/Units
01105	Aluminum	BP	N	6010	07/07/09 18:48	3400 ug/L	100 ug/L
01055	Manganese	BP	N	6010	07/07/09 18:48	1.6 ug/L	10 ug/L
000081	Color	BP	N	2120B	07/02/09 06:00	ND Std	5.0 Std
000094	Field Conductivity	BP	N	120.1	06/30/09 07:55	357 umhos/cm	1 umhos/cm
000299	Field Dissolved Oxygen	BP	N	360.1	06/30/09 07:55	2.1 mg/L	0.5 mg/L
000406	Field pH	BP	N	150.1	06/30/09 07:55	11.11 Std	0.1 Std
00010	Field Temperature	BP	N	170.1	06/30/09 07:55	23.7 deg C	--
82078	Field Turbidity	BP	N	180.1	06/30/09 07:55	3.4 NTU	0.5 NTU
082545	Groundwater Elevation	BP	N	DEP-SOP	06/30/09 07:55	54.99 ft	--

PART III ANALYTICAL RESULTS

Facility GMS#: _____ Sampling Date/Time: 6/30/2009 / 7:17:00AM

Test Site ID#: 19345 Report Period 2009 / 2

WACS#: 87081 year / qtr

Well Name: MW-6AR Well Purged (Y/N): Y

Classification of Groundwater: GII Well Type: (X) Background

( ) Detection

Groundwater Elevation (NGVD): ( ) Compliance

or (MSL): 54.11 ( ) Other

Storet Code	Parameter Monitored	Sampling Method	Filtered Y/N	Analysis Method	Analysis Date/Time	Analysis Results/Units	Detection Limit/Units
01105	Aluminum	BP	N	6010	07/07/09 18:50	28 ug/L	100 ug/L
01055	Manganese	BP	N	6010	07/07/09 18:50	4.5 ug/L	10 ug/L
000081	Color	BP	N	2120B	07/02/09 06:00	ND Std	5.0 Std
000094	Field Conductivity	BP	N	120.1	06/30/09 07:17	204 umhos/cm	1 umhos/cm
000299	Field Dissolved Oxygen	BP	N	360.1	06/30/09 07:17	1.6 mg/L	0.5 mg/L
000406	Field pH	BP	N	150.1	06/30/09 07:17	6.12 Std	0.1 Std
00010	Field Temperature	BP	N	170.1	06/30/09 07:17	24.1 deg C	--
82078	Field Turbidity	BP	N	180.1	06/30/09 07:17	3.0 NTU	0.5 NTU
082545	Groundwater Elevation	BP	N	DEP-SOP	06/30/09 07:17	54.11 ft	--

PART III ANALYTICAL RESULTS

Facility GMS#: _____ Sampling Date/Time: 6/30/2009 / 6:46:00AM

Test Site ID#: 19346 Report Period 2009 / 2

WACS#: 87081 year / qtr

Well Name: MW-6BR Well Purged (Y/N): Y

Classification of Groundwater: GII Well Type: (X) Background

( ) Detection

Groundwater Elevation (NGVD): _____ ( ) Compliance

or (MSL): 54.10 ( ) Other

Storet Code	Parameter Monitored	Sampling Method	Filtered Y/N	Analysis Method	Analysis Date/Time	Analysis Results/Units	Detection Limit/Units
01105	Aluminum	BP	N	6010	07/07/09 18:52	400 ug/L	100 ug/L
01055	Manganese	BP	N	6010	07/07/09 18:52	44 ug/L	10 ug/L
000081	Color	BP	N	2120B	07/02/09 06:00	5.0 Std	5.0 Std
000094	Field Conductivity	BP	N	120.1	06/30/09 06:46	204 umhos/cm	1 umhos/cm
000299	Field Dissolved Oxygen	BP	N	360.1	06/30/09 06:46	0.8 mg/L	0.5 mg/L
000406	Field pH	BP	N	150.1	06/30/09 06:46	7.73 Std	0.1 Std
00010	Field Temperature	BP	N	170.1	06/30/09 06:46	23.6 deg C	--
82078	Field Turbidity	BP	N	180.1	06/30/09 06:46	10.8 NTU	0.5 NTU
082545	Groundwater Elevation	BP	N	DEP-SOP	06/30/09 06:46	54.10 ft	--

PART III ANALYTICAL RESULTS

Facility GMS#: _____ Sampling Date/Time: 6/30/2009 /10:40:00AM

Test Site ID#: _____ Report Period 2009 / 2
year / qtr

WACS#: 87081

Well Name: EQUIPMENT BLANK 1 Well Purged (Y/N): N

Classification of Groundwater: GII Well Type: ( ) Background
( ) Detection
( ) Compliance
( ) Other

Groundwater Elevation (NGVD): _____
or (MSL): _____

Storet Code	Parameter Monitored	Sampling Method	Filtered Y/N	Analysis Method	Analysis Date/Time	Analysis Results/Units	Detection Limit/Units
01105	Aluminum	Z	N	6010	07/07/09 18:55	< 100 ug/L	100 ug/L
01055	Manganese	Z	N	6010	07/07/09 18:55	< 10 ug/L	10 ug/L
000081	Color	Z	N	2120B	07/02/09 06:00	ND Std	5.0 Std
000094	Field Conductivity	Z	N	120.1	06/30/09 10:40	2 umhos/cm	1 umhos/cm
000299	Field Dissolved Oxygen	Z	N	360.1	06/30/09 10:40	5.7 mg/L	0.5 mg/L
000406	Field pH	Z	N	150.1	06/30/09 10:40	6.78 Std	0.1 Std
00010	Field Temperature	Z	N	170.1	06/30/09 10:40	27.4 deg C	--
82078	Field Turbidity	Z	N	180.1	06/30/09 10:40	0.1 NTU	0.5 NTU

PART III ANALYTICAL RESULTS

Facility GMS#: _____ Sampling Date/Time: 6/30/2009 /11:00:00AM

Test Site ID#: _____ Report Period 2009 / 2

WACS#: 87081 year / qtr

Well Name: FIELD BLANK 1 Well Purged (Y/N): N

Classification of Groundwater: GII Well Type: ( ) Background

( ) Detection

Groundwater Elevation (NGVD): _____ ( ) Compliance

or (MSL): _____ ( ) Other

Storet Code	Parameter Monitored	Sampling Method	Filtered Y/N	Analysis Method	Analysis Date/Time	Analysis Results/Units	Detection Limit/Units
01105	Aluminum	Z	N	6010	07/07/09 18:57	< 100 ug/L	100 ug/L
01055	Manganese	Z	N	6010	07/07/09 18:57	< 10 ug/L	10 ug/L
000081	Color	Z	N	2120B	07/02/09 06:00	ND Std	5.0 Std
000094	Field Conductivity	Z	N	120.1	06/30/09 11:00	2 umhos/cm	1 umhos/cm
000299	Field Dissolved Oxygen	Z	N	360.1	06/30/09 11:00	5.7 mg/L	0.5 mg/L
000406	Field pH	Z	N	150.1	06/30/09 11:00	6.81 Std	0.1 Std
00010	Field Temperature	Z	N	170.1	06/30/09 11:00	27.5 deg C	--
82078	Field Turbidity	Z	N	180.1	06/30/09 11:00	< 0.5 NTU	0.5 NTU

PART III ANALYTICAL RESULTS

Facility GMS#: _____ Sampling Date/Time: 6/30/2009 /11:40:00AM

Test Site ID#: 19336 Report Period 2009 / 2

WACS#: 87081 year / qtr

Well Name: MW-1B Well Purged (Y/N): Y

Classification of Groundwater: GII Well Type: (X) Background

( ) Detection

( ) Compliance

Groundwater Elevation (NGVD): _____ ( ) Other

or (MSL): 56.70

Storet Code	Parameter Monitored	Sampling Method	Filtered Y/N	Analysis Method	Analysis Date/Time	Analysis Results/Units	Detection Limit/Units
000081	Color	BP	N	2120B	07/02/09 06:00	5.0 Std	5.0 Std
000094	Field Conductivity	BP	N	120.1	06/30/09 11:40	173 umhos/cm	1 umhos/cm
000299	Field Dissolved Oxygen	BP	N	360.1	06/30/09 11:40	1.3 mg/L	0.5 mg/L
000406	Field pH	BP	N	150.1	06/30/09 11:40	7.36 Std	0.1 Std
00010	Field Temperature	BP	N	170.1	06/30/09 11:40	23.2 deg C	--
82078	Field Turbidity	BP	N	180.1	06/30/09 11:40	3.5 NTU	0.5 NTU
082545	Groundwater Elevation	BP	N	DEP-SOP	06/30/09 11:40	56.70 ft	--

FIELD INFORMATION FORM

WASTE MANAGEMENT

Site Name: VISTA

Site No.: | | | | |

Sample Point: MW-04B (Sample ID)

This Waste Management Field Information Form is Required
This form is to be completed, in addition to any State Forms. The Field Form is submitted along with the Chain of Custody Forms that accompany the sample containers (i.e. with the cooler that is returned to the laboratory).

Laboratory Use Only/Lab ID: 001

PURGE INFO

PURGE DATE (MM DD YY)	PURGE TIME (2400 Hr Clock)	ELAPSED HRS (hrs:min)	WATER VOL IN CASING (Gallons)	ACTUAL VOL PURGED (Gallons)	WELL VOLs PURGED
06 26 09	11:17	:20	7.1	3.9	05

Note: For Passive Sampling, replace "Water Vol in Casing" and "Well Vols Purged" w/ Water Vol in Tubing/Flow Cell and Tubing/Flow Cell Vols Purged. Mark changes, record field data, below.

PURGE/SAMPLE EQUIPMENT

Purging and Sampling Equipment ... Dedicated: (Y) or N

Purging Device: C — A- Submersible Pump, B-Peristaltic Pump, C-QED Bladder Pump, D-Bailer, E-Piston Pump, F-Dipper/Bottle

Sampling Device: C

X-Other:

Filter Device: Y or (N) — 0.45 µ or ____ µ (circle or fill in)

Filter Type: —

Sample Tube Type: A — A-Teflon, B-Stainless Steel, C-PVC, D-Polypropylene, X-Other: ____

A-In-line Disposable, B-Pressure, C-Vacuum, X-Other ____

WELL DATA

Well Elevation (at TOC)	Depth to Water (DTW) (from TOC)	Groundwater Elevation (site datum, from TOC)
8318 (ft/msl)	2949 (ft)	5369 (ft/msl)

Total Well Depth (from TOC): 7300 (ft)

Stick Up (from ground elevation): ____ (ft)

Casing ID: 2 (in)

Casing Material: PVC

Note: Total Well Depth, Stick Up, Casing Id, etc. are optional and can be from historical data, unless required by Site/Permit. Well Elevation, DTW, and Groundwater Elevation must be current.

STABILIZATION DATA (Optional)

Sample Time (2400 Hr Clock)	Rate/Unit gpm	pH (std)	Conductance (SC/EC) (µmhos/cm @ 25 °C)	Temp. (°C)	Turbidity (ntu)	D.O. (mg/L - ppm)	eH/ORP (mV)	DTW (ft)
1127	0.19 1st	5.70 1st	68	25.4	2.3	2.0	94.0	
1136	0.19 2nd	5.72 2nd	67	25.4	2.6	1.9	93.0	
1133	0.19 3rd	5.72 3rd	65	25.4	2.1	1.9	95.0	
1136	0.19 4th	5.70 4th	65	25.4	2.5	1.9	96.0	
:								
:								
:								
:								
:								
:								
Suggested range for 3 consec. readings or note Permit/State requirements:		+/- 0.2	+/- 3%	--	--	+/- 10%	+/- 25 mV	Stabilize

Stabilization Data Fields are Optional *(i.e. complete stabilization readings for parameters required by WM, Site, or State). These fields can be used where four (4) field measurements are required by State/Permit/Site. If a Data Logger or other Electronic format is used, fill in final readings below and submit electronic data separately to Site. If more fields above are needed, use separate sheet or form.*

FIELD DATA

SAMPLE DATE (MM DD YY)	pH (std)	CONDUCTANCE (umhos/cm @ 25°C)	TEMP. (°C)	TURBIDITY (ntu)	DO (mg/L-ppm)	eH/ORP (mV)	Other: ____ Units ____
06 26 09	5.70	65	25.4	2.5	1.9	96.0	

Final Field Readings are required *(i.e. record field measurements, final stabilized readings, passive sample readings before sampling for all field parameters required by State/Permit/Site.*

Sample Appearance: CLEAR Odor: ____ Color: NONE Other: NO Sheen

Weather Conditions (required daily, or as conditions change): Direction/Speed: E 0-5 Outlook: P.C, 90°F Precipitation: Y or (N)

Specific Comments (including purge/well volume calculations if required):

FIELD COMMENTS

CALC: 73.00 - 29.49 = 43.51 x 0.163 = 7.09 gallon

FLOW: 77 x 4 = 308 ÷ 60 = 5.13 :: 0.19 gpm

ACTUAL: 20 ÷ 5.13 = 3.90 gallon

1137

I certify that sampling procedures were in accordance with applicable EPA, State, and WM protocols (if more than one sampler, all should sign):

Date	Name	Signature	Company
6/26/09	DAN ARMOUR		PRO-TECH
__/__/__			

DISTRIBUTION: WHITE/ORIGINAL - Stays with Sample, YELLOW - Returned to Client, PINK - Field Copy

FIELD INFORMATION FORM

WASTE MANAGEMENT

Site Name: VISTA

Site No.: ____ Sample Point: MW-05A (Sample ID)

This Waste Management Field Information Form is Required
This form is to be completed, in addition to any State Forms. The Field Form is submitted along with the Chain of Custody Forms that accompany the sample containers (i.e. with the cooler that is returned to the laboratory).

Laboratory Use Only/Lab ID: 002

PURGE INFO

PURGE DATE (MM DD YY)	PURGE TIME (2400 Hr Clock)	ELAPSED HRS (hrs:min)	WATER VOL IN CASING (Gallons)	ACTUAL VOL PURGED (Gallons)	WELL VOLs PURGED
062609	1045	:17	27	28	10

Note: For Passive Sampling, replace "Water Vol in Casing" and "Well Vols Purged" w/ Water Vol in Tubing/Flow Cell and Tubing/Flow Cell Vols Purged. Mark changes, record field data, below.

PURGE/SAMPLE EQUIPMENT

Purging and Sampling Equipment ... Dedicated: (Y) or N

Purging Device: C — A- Submersible Pump, B-Peristaltic Pump, C-QED Bladder Pump, D-Bailer, E-Piston Pump, F-Dipper/Bottle

Sampling Device: C

X-Other:

Filter Device: Y or (N) — 0.45 µ or ____ µ (circle or fill in)

Filter Type: — A-In-line Disposable, B-Pressure, C-Vacuum, X-Other ____

Sample Tube Type: A — A-Teflon, B-Stainless Steel, C-PVC, D-Polypropylene, X-Other: ____

WELL DATA

Well Elevation (at TOC): 8186 (ft/msl)

Depth to Water (DTW) (from TOC): 2663 (ft)

Groundwater Elevation (site datum, from TOC): 5523 (ft/msl)

Total Well Depth (from TOC): 4308 (ft)

Stick Up (from ground elevation): ____ (ft)

Casing ID: 2 (in)

Casing Material: PVC

Note: Total Well Depth, Stick Up, Casing Id, etc. are optional and can be from historical data, unless required by Site/Permit. Well Elevation, DTW, and Groundwater Elevation must be current.

STABILIZATION DATA (Optional)

Sample Time (2400 Hr Clock)	Rate/Unit gpm	pH (std)	Conductance (SC/EC) (µmhos/cm @ 25 °C)	Temp. (°C)	Turbidity (ntu)	D.O. (mg/L - ppm)	eH/ORP (mV)	DTW (ft)
1052	0.16 1st	4.58 1st	58	24.9	3.8	1.4	530	
1055	0.16 2nd	4.55 2nd	58	24.9	4.9	1.5	520	
1058	0.16 3rd	4.55 3rd	57	24.8	4.3	1.4	540	
1101	0.16 4th	4.56 4th	56	24.9	4.7	1.4	540	
Suggested range for 3 consec. readings or note Permit/State requirements:		+/- 0.2	+/- 3%	--	--	+/- 10%	+/- 25 mV	Stabilize

Stabilization Data Fields are Optional *(i.e. complete stabilization readings for parameters required by WM, Site, or State). These fields can be used where four (4) field measurements are required by State/Permit/Site. If a Data Logger or other Electronic format is used, fill in final readings below and submit electronic data separately to Site. If more fields above are needed, use separate sheet or form.*

FIELD DATA

SAMPLE DATE (MM DD YY)	pH (std)	CONDUCTANCE (umhos/cm @ 25°C)	TEMP. (°C)	TURBIDITY (ntu)	DO (mg/L-ppm)	eH/ORP (mV)	Other: ____ Units ____
062609	456	56	24.9	4.7	1.4	540	

Final Field Readings are required *(i.e. record field measurements, final stabilized readings, passive sample readings before sampling for all field parameters required by State/Permit/Site.*

FIELD COMMENTS

Sample Appearance: CLEAR Odor: ____ Color: NONE Other: No Sheen

Weather Conditions (required daily, or as conditions change): Direction/Speed: E 0-5 Outlook: P.C. 85°F Precipitation: Y or (N)

Specific Comments (including purge/well volume calculations if required):

CALC: 43.08 - 26.63 = 16.45 x 0.163 = 2.68 gallon

FLOW: 9 x 4 = 36 ÷ 60 = 6.067 ≈ 0.16 gpm

ACTUAL: 17 ÷ 6.067 = 2.80 gallon

1102

I certify that sampling procedures were in accordance with applicable EPA, State, and WM protocols (if more than one sampler, all should sign):

Date	Name	Signature	Company
6/26/09	DAN ARMOUR		PRO-TECH

DISTRIBUTION: WHITE/ORIGINAL - Stays with Sample, YELLOW - Returned to Client, PINK - Field Copy

FIELD INFORMATION FORM

WASTE MANAGEMENT

Site Name: VISTA

Site No.: ____ Sample Point: MW-05B (Sample ID)

This Waste Management Field Information Form is Required
This form is to be completed, in addition to any State Forms. The Field Form is submitted along with the Chain of Custody Forms that accompany the sample containers (i.e. with the cooler that is returned to the laboratory).

Laboratory Use Only/Lab ID: 003

PURGE INFO

PURGE DATE (MM DD YY)	PURGE TIME (2400 Hr Clock)	ELAPSED HRS (hrs:min)	WATER VOL IN CASING (Gallons)	ACTUAL VOL PURGED (Gallons)	WELL VOLs PURGED
062609	1015	1:19	6.7	4.0	06

Note: For Passive Sampling, replace "Water Vol in Casing" and "Well Vols Purged" w/ Water Vol in Tubing/Flow Cell and Tubing/Flow Cell Vols Purged. Mark changes, record field data, below.

PURGE/SAMPLE EQUIPMENT

Purging and Sampling Equipment ... Dedicated: (Y) or N

Purging Device: C — Sampling Device: C

A- Submersible Pump, B-Peristaltic Pump, C-QED Bladder Pump, D-Bailer, E-Piston Pump, F-Dipper/Bottle

X-Other: ____

Filter Device: Y or (N) — 0.45 µ or ____ µ (circle or fill in)

Filter Type: — (A-In-line Disposable, B-Pressure, C-Vacuum, X-Other ____)

Sample Tube Type: A (A-Teflon, B-Stainless Steel, C-PVC, D-Polypropylene, X-Other: ____)

WELL DATA

Well Elevation (at TOC): 812.7 (ft/msl) — Depth to Water (DTW) (from TOC): 28.10 (ft) — Groundwater Elevation (site datum, from TOC): 53.17 (ft/msl)

Total Well Depth (from TOC): 69.35 (ft) — Stick Up (from ground elevation): ____ (ft) — Casing ID: 2 (in) — Casing Material: PVC

Note: Total Well Depth, Stick Up, Casing Id, etc. are optional and can be from historical data, unless required by Site/Permit. Well Elevation, DTW, and Groundwater Elevation must be current.

STABILIZATION DATA (Optional)

Sample Time (2400 Hr Clock)	Rate/Unit ~~gpm~~	pH (std)	Conductance (SC/EC) (µmhos/cm @ 25 °C)	Temp. (°C)	Turbidity (ntu)	D.O. (mg/L - ppm)	eH/ORP (mV)	DTW (ft)
1024	0.21 1st	7.55 1st	210 1st	24.8	4.4	1.0	160	
1027	0.21 2nd	7.55 2nd	210 2nd	24.8	4.3	1.0	150	
1030	0.21 3rd	7.56 3rd	209 3rd	24.7	3.6	1.0	130	
1033	0.21 4th	7.55 4th	209 4th	24.9	3.9	1.0	120	
Suggested range for 3 consec. readings or note Permit/State requirements:		+/- 0.2	+/- 3%	--	--	+/- 10%	+/- 25 mV	Stabilize

Stabilization Data Fields are Optional *(i.e. complete stabilization readings for parameters required by WM, Site, or State). These fields can be used where four (4) field measurements are required by State/Permit/Site. If a Data Logger or other Electronic format is used, fill in final readings below and submit electronic data separately to Site. If more fields above are needed, use separate sheet or form.*

FIELD DATA

SAMPLE DATE (MM DD YY)	pH (std)	CONDUCTANCE (umhos/cm @ 25°C)	TEMP. (°C)	TURBIDITY (ntu)	DO (mg/L-ppm)	eH/ORP (mV)	Other: ____ Units ____
062609	7.55	209	24.8	3.9	1.0	120	

Final Field Readings are required *(i.e. record field measurements, final stabilized readings, passive sample readings before sampling for all field parameters required by State/Permit/Site.*

FIELD COMMENTS

Sample Appearance: CLEAR — Odor: ____ — Color: NONE — Other: NO SHEEN

Weather Conditions (required daily, or as conditions change): Direction/Speed: E 0-5 — Outlook: PC, 85°F — Precipitation: Y or (N)

Specific Comments (including purge/well volume calculations if required):

CALC: 69.35 - 28.10 = 41.25 x 0.163 = 6.72 gallon

FLOW: 72 x 4 = 288 ÷ 60 = 4.8 ∴ 0.21 gpm

ACTUAL: 19 ÷ 4.8 = 3.96 gallon

1034

I certify that sampling procedures were in accordance with applicable EPA, State, and WM protocols (if more than one sampler, all should sign):

Date	Name	Signature	Company
6/26/09	DAN ARMOUR		PRO-TECH

DISTRIBUTION: WHITE/ORIGINAL - Stays with Sample, YELLOW - Returned to Client, PINK - Field Copy

TAL-8029WM (0108)

FIELD INFORMATION FORM

WASTE MANAGEMENT

Site Name: VISTA

Site No.: ____ Sample Point: MW-7A (Sample ID)

This Waste Management Field Information Form is Required
This form is to be completed, in addition to any State Forms. The Field Form is submitted along with the Chain of Custody Forms that accompany the sample containers (i.e. with the cooler that is returned to the laboratory).

Laboratory Use Only/Lab ID: 004

PURGE INFO

PURGE DATE (MM DD YY)	PURGE TIME (2400 Hr Clock)	ELAPSED HRS (hrs:min)	WATER VOL IN CASING (Gallons)	ACTUAL VOL PURGED (Gallons)	WELL VOLs PURGED
062609	0946	:18	4.9	3.3	07

Note: For Passive Sampling, replace "Water Vol in Casing" and "Well Vols Purged" w/ Water Vol in Tubing/Flow Cell and Tubing/Flow Cell Vols Purged. Mark changes, record field data, below.

PURGE/SAMPLE EQUIPMENT

Purging and Sampling Equipment ... Dedicated: (Y) or N

Purging Device: C — A- Submersible Pump, B-Peristaltic Pump, C-QED Bladder Pump, D-Bailer, E-Piston Pump, F-Dipper/Bottle

Sampling Device: C

X-Other:

Filter Device: Y or (N) — 0.45 µ or ____ µ (circle or fill in)

Filter Type: — A-In-line Disposable, B-Pressure, C-Vacuum, X-Other ____

Sample Tube Type: A — A-Teflon, B-Stainless Steel, C-PVC, D-Polypropylene, X-Other: ____

WELL DATA

Well Elevation (at TOC)	Depth to Water (DTW) (from TOC)	Groundwater Elevation (site datum, from TOC)	Total Well Depth (from TOC)	Stick Up (from ground elevation)	Casing ID	Casing Material
1092.6 (ft/msl)	41.16 (ft)	68.10 (ft/msl)	71.03 (ft)	____ (ft)	2 (in)	PVC

Note: Total Well Depth, Stick Up, Casing Id, etc. are optional and can be from historical data, unless required by Site/Permit. Well Elevation, DTW, and Groundwater Elevation must be current.

STABILIZATION DATA (Optional)

Sample Time (2400 Hr Clock)	Rate/Unit gpm	pH (std)	Conductance (SC/EC) (µmhos/cm @ 25 °C)	Temp. (°C)	Turbidity (ntu)	D.O. (mg/L - ppm)	eH/ORP (mV)	DTW (ft)
0957	0.18 1st	7.56 1st	244 1st	23.9	3.8	1.7	41.0	
1000	0.18 2nd	7.58 2nd	245 2nd	23.9	4.1	1.7	44.0	
1003	0.18 3rd	7.59 3rd	245 3rd	23.9	4.7	1.7	45.0	
	4th	4th	4th					
Suggested range for 3 consec. readings or note Permit/State requirements:		+/- 0.2	+/- 3%	--	--	+/- 10%	+/- 25 mV	Stabilize

Stabilization Data Fields are Optional *(i.e. complete stabilization readings for parameters required by WM, Site, or State). These fields can be used where four (4) field measurements are required by State/Permit/Site. If a Data Logger or other Electronic format is used, fill in final readings below and submit electronic data separately to Site. If more fields above are needed, use separate sheet or form.*

FIELD DATA

SAMPLE DATE (MM DD YY)	pH (std)	CONDUCTANCE (umhos/cm @ 25°C)	TEMP. (°C)	TURBIDITY (ntu)	DO (mg/L-ppm)	eH/ORP (mV)	Other: Units
062609	7.59	245	23.9	4.7	1.7	45.0	

Final Field Readings are required *(i.e. record field measurements, final stabilized readings, passive sample readings before sampling for all field parameters required by State/Permit/Site.*

FIELD COMMENTS

Sample Appearance: CLEAR Odor: ____ Color: NONE Other: NO SHEEN

Weather Conditions (required daily, or as conditions change): Direction/Speed: CALM Outlook: P.C. 80°F Precipitation: Y or (N)

Specific Comments (including purge/well volume calculations if required):

CALC: 71.03 - 41.16 = 29.87 x 0.163 = 4.87 gallon

FLOW: 83 x 4 = 332 ÷ 60 = 5.53 ∴ 0.18 gpm

ACTUAL: 18 ÷ 5.53 = 3.25 gallon

1004

I certify that sampling procedures were in accordance with applicable EPA, State, and WM protocols (if more than one sampler, all should sign):

Date	Name	Signature	Company
6/26/09	DAN ARMOUR		PRO-TECH

DISTRIBUTION: WHITE/ORIGINAL - Stays with Sample, YELLOW - Returned to Client, PINK - Field Copy

FIELD INFORMATION FORM

WASTE MANAGEMENT

Site Name: Vista

Site No.: ____ Sample Point: MW-78 (Sample ID)

This Waste Management Field Information Form is Required
This form is to be completed, in addition to any State Forms. The Field Form is submitted along with the Chain of Custody Forms that accompany the sample containers (i.e. with the cooler that is returned to the laboratory).

Laboratory Use Only/Lab ID: 005

PURGE INFO

PURGE DATE (MM DD YY)	PURGE TIME (2400 Hr Clock)	ELAPSED HRS (hrs:min)	WATER VOL IN CASING (Gallons)	ACTUAL VOL PURGED (Gallons)	WELL VOLs PURGED
062609	0913	:20	61	40	06

Note: For Passive Sampling, replace "Water Vol in Casing" and "Well Vols Purged" w/ Water Vol in Tubing/Flow Cell and Tubing/Flow Cell Vols Purged. Mark changes, record field data, below.

PURGE/SAMPLE EQUIPMENT

Purging and Sampling Equipment ... Dedicated: (Y) or N

Purging Device: C — A- Submersible Pump, B-Peristaltic Pump, C-QED Bladder Pump, D-Bailer, E-Piston Pump, F-Dipper/Bottle

Sampling Device: C

X-Other:

Filter Device: Y or (N) — 0.45 µ or ____ µ (circle or fill in)

Filter Type: — A-In-line Disposable, B-Pressure, C-Vacuum, X-Other ____

Sample Tube Type: A — A-Teflon, B-Stainless Steel, C-PVC, D-Polypropylene, X-Other: ____

WELL DATA

Well Elevation (at TOC): 1093 (ft/msl)

Depth to Water (DTW) (from TOC): 5442 (ft)

Groundwater Elevation (site datum, from TOC): 5471 (ft/msl)

Total Well Depth (from TOC): 9170 (ft)

Stick Up (from ground elevation): ____ (ft)

Casing ID: 2 (in)

Casing Material: PVC

Note: Total Well Depth, Stick Up, Casing Id, etc. are optional and can be from historical data, unless required by Site/Permit. Well Elevation, DTW, and Groundwater Elevation must be current.

STABILIZATION DATA (Optional)

Sample Time (2400 Hr Clock)	Rate/Unit (gpm)	pH (std)	Conductance (SC/EC) (µmhos/cm @ 25 °C)	Temp. (°C)	Turbidity (ntu)	D.O. (mg/L - ppm)	eH/ORP (mV)	DTW (ft)
0926	0.2 1st	7.85 1st	125 1st	24.7	419	1.9	300	
0929	0.2 2nd	7.86 2nd	121 2nd	24.3	407	1.9	320	
0932	0.2 3rd	7.88 3rd	122 3rd	24.3	432	1.9	320	
	4th	4th						
Suggested range for 3 consec. readings or note Permit/State requirements:		+/- 0.2	+/- 3%	--	--	+/- 10%	+/- 25 mV	Stabilize

Stabilization Data Fields are Optional *(i.e. complete stabilization readings for parameters required by WM, Site, or State). These fields can be used where four (4) field measurements are required by State/Permit/Site. If a Data Logger or other Electronic format is used, fill in final readings below and submit electronic data separately to Site. If more fields above are needed, use separate sheet or form.*

FIELD DATA

SAMPLE DATE (MM DD YY)	pH (std)	CONDUCTANCE (umhos/cm @ 25°C)	TEMP. (°C)	TURBIDITY (ntu)	DO (mg/L-ppm)	eH/ORP (mV)	Other: ____ Units ____
062609	7.88	122	24.3	432	1.9	320	

Final Field Readings are required *(i.e. record field measurements, final stabilized readings, passive sample readings before sampling for all field parameters required by State/Permit/Site.*

Sample Appearance: SLT. CLOUDY Odor: ____ Color: whitish tan Other: NO Sheen

Weather Conditions (required daily, or as conditions change): Direction/Speed: CALM Outlook: P.C. 80°F Precipitation: Y or (N)

Specific Comments (including purge/well volume calculations if required):

FIELD COMMENTS

CALC: 91.70 - 54.42 = 37.28 x 0.163 = 6.08 gallon

FLOW: 76 x 4 = 304 ÷ 60 = 5.067 : 0.197 gpm

ACTUAL: 20 ÷ 5.067 = 3.95 gallon

0933

I certify that sampling procedures were in accordance with applicable EPA, State, and WM protocols (if more than one sampler, all should sign):

Date	Name	Signature	Company
6/26/09	DAN ARMOUR		PRO-TECH
___/___/___			

DISTRIBUTION: WHITE/ORIGINAL - Stays with Sample, YELLOW - Returned to Client, PINK - Field Copy

TAL-8029WM (0108)

FIELD INFORMATION FORM

WASTE MANAGEMENT

Site Name: VISTA

Site No.: ____ Sample Point: MW-1A (Sample ID)

This Waste Management Field Information Form is Required
This form is to be completed, in addition to any State Forms. The Field Form is submitted along with the Chain of Custody Forms that accompany the sample containers (i.e. with the cooler that is returned to the laboratory).

Laboratory Use Only/Lab ID: 006

PURGE INFO

PURGE DATE (MM DD YY)	PURGE TIME (2400 Hr Clock)	ELAPSED HRS (hrs:min)	WATER VOL IN CASING (Gallons)	ACTUAL VOL PURGED (Gallons)	WELL VOLs PURGED
062609	0843	1:19	4.5	3.6	0.8

Note: For Passive Sampling, replace "Water Vol in Casing" and "Well Vols Purged" w/ Water Vol in Tubing/Flow Cell and Tubing/Flow Cell Vols Purged. Mark changes, record field data, below.

PURGE/SAMPLE EQUIPMENT

Purging and Sampling Equipment ... Dedicated: (Y) or N

Purging Device: C — A- Submersible Pump, B-Peristaltic Pump, C-QED Bladder Pump, D-Bailer, E-Piston Pump, F-Dipper/Bottle

Sampling Device: C

X-Other:

Filter Device: Y or (N) — 0.45 µ or ____ µ (circle or fill in)

Filter Type: ~ — A-In-line Disposable, B-Pressure, C-Vacuum, X-Other ____

Sample Tube Type: A — A-Teflon, B-Stainless Steel, C-PVC, D-Polypropylene, X-Other: ____

WELL DATA

Well Elevation (at TOC): 1094.7 (ft/msl)

Depth to Water (DTW) (from TOC): 42.15 (ft)

Groundwater Elevation (site datum, from TOC): 67.32 (ft/msl)

Total Well Depth (from TOC): 69.71 (ft)

Stick Up (from ground elevation): ____ (ft)

Casing ID: 2 (in)

Casing Material: PVC

Note: Total Well Depth, Stick Up, Casing Id, etc. are optional and can be from historical data, unless required by Site/Permit. Well Elevation, DTW, and Groundwater Elevation must be current.

STABILIZATION DATA (Optional)

Sample Time (2400 Hr Clock)	Rate/Unit (gpm)	pH (std)	Conductance (SC/EC) (µmhos/cm @ 25 °C)	Temp. (°C)	Turbidity (ntu)	D.O. (mg/L - ppm)	eH/ORP (mV)	DTW (ft)
0852	0.19 1st	7.30 1st	278 1st	23.8	4.5	2.4	380	
0855	0.19 2nd	7.33 2nd	275 2nd	23.9	4.1	2.5	390	
0858	0.19 3rd	7.35 3rd	272 3rd	23.9	4.5	2.5	390	
0901	0.19 4th	7.32 4th	274 4th	23.9	4.2	2.5	410	
Suggested range for 3 consec. readings or note Permit/State requirements:		+/- 0.2	+/- 3%	--	--	+/- 10%	+/- 25 mV	Stabilize

Stabilization Data Fields are Optional *(i.e. complete stabilization readings for parameters required by WM, Site, or State). These fields can be used where four (4) field measurements are required by State/Permit/Site. If a Data Logger or other Electronic format is used, fill in final readings below and submit electronic data separately to Site. If more fields above are needed, use separate sheet or form.*

FIELD DATA

SAMPLE DATE (MM DD YY)	pH (std)	CONDUCTANCE (umhos/cm @ 25°C)	TEMP. (°C)	TURBIDITY (ntu)	DO (mg/L-ppm)	eH/ORP (mV)	Other: ____ Units ____
062609	7.32	274	23.9	4.2	2.5	410	

Final Field Readings are required *(i.e. record field measurements, final stabilized readings, passive sample readings before sampling for all field parameters required by State/Permit/Site.*

Sample Appearance: CLEAR Odor: ____ Color: None Other: No Sheen

Weather Conditions (required daily, or as conditions change): Direction/Speed: CALM Outlook: P.C. 80°F Precipitation: Y or (N)

Specific Comments (including purge/well volume calculations if required):

FIELD COMMENTS

CALC: 69.71 - 42.15 = 27.56 x 0.163 = 4.49 gallon

FLOW: 80 x 4 = 320 ÷ 60 = 5.33 ∴ 0.188 gpm

ACTUAL: 19 ÷ 5.33 = 3.56 gallon

0902

I certify that sampling procedures were in accordance with applicable EPA, State, and WM protocols (if more than one sampler, all should sign):

Date	Name	Signature	Company
6/26/09	DAN ARMOUR		PRO-TECH

DISTRIBUTION: WHITE/ORIGINAL - Stays with Sample, YELLOW - Returned to Client, PINK - Field Copy

TAL-8029WM (0108)

FIELD INFORMATION FORM

WASTE MANAGEMENT

Site Name: VISTA

Site No.: ____ Sample Point: MW-018 (Sample ID)

This Waste Management Field Information Form is Required
This form is to be completed, in addition to any State Forms. The Field Form is submitted along with the Chain of Custody Forms that accompany the sample containers (i.e. with the cooler that is returned to the laboratory).

Laboratory Use Only/Lab ID: 007

PURGE INFO

PURGE DATE (MM DD YY)	PURGE TIME (2400 Hr Clock)	ELAPSED HRS (hrs:min)	WATER VOL IN CASING (Gallons)	ACTUAL VOL PURGED (Gallons)	WELL VOLs PURGED
062609	0807	123	7.1	4.4	06

Note: For Passive Sampling, replace "Water Vol in Casing" and "Well Vols Purged" w/ Water Vol in Tubing/Flow Cell and Tubing/Flow Cell Vols Purged. Mark changes, record field data, below.

PURGE/SAMPLE EQUIPMENT

Purging and Sampling Equipment ... Dedicated: (Y) or N

Purging Device: C — A- Submersible Pump, B-Peristaltic Pump, C-QED Bladder Pump, D-Bailer, E-Piston Pump, F-Dipper/Bottle

Sampling Device: C

X-Other:

Filter Device: Y or (N) — 0.45 µ or ____ µ (circle or fill in)

Filter Type: —

Sample Tube Type: A — A-Teflon, B-Stainless Steel, C-PVC, D-Polypropylene, A-In-line Disposable, B-Pressure, C-Vacuum, X-Other

WELL DATA

Well Elevation (at TOC)	Depth to Water (DTW) (from TOC)	Groundwater Elevation (site datum, from TOC)
1093 (ft/msl)	53.13 (ft)	56.40 (ft/msl)

Total Well Depth (from TOC): 9678 (ft) — Stick Up (from ground elevation): ____ (ft) — Casing ID: 2 (in) — Casing Material: PVC

Note: Total Well Depth, Stick Up, Casing Id, etc. are optional and can be from historical data, unless required by Site/Permit. Well Elevation, DTW, and Groundwater Elevation must be current.

STABILIZATION DATA (Optional)

Sample Time (2400 Hr Clock)	Rate/Unit gpm	pH (std)	Conductance (SC/EC) (µmhos/cm @ 25 °C)	Temp. (°C)	Turbidity (ntu)	D.O. (mg/L - ppm)	eH/ORP (mV)	DTW (ft)
0826	0.19 1st	7.51 1st	184	23.9	4.6	1.5	22.0	
0823	0.19 2nd	7.49 2nd	181	23.9	5.1	1.5	20.0	
0826	0.19 3rd	7.48 3rd	180	23.9	4.2	1.5	20.0	
0829	0.19 4th	7.47 4th	180	23.9	4.0	1.5	19.0	
Suggested range for 3 consec. readings or note Permit/State requirements:		+/- 0.2	+/- 3%	--	--	+/- 10%	+/- 25 mV	Stabilize

Stabilization Data Fields are Optional *(i.e. complete stabilization readings for parameters required by WM, Site, or State). These fields can be used where four (4) field measurements are required by State/Permit/Site. If a Data Logger or other Electronic format is used, fill in final readings below and submit electronic data separately to Site. If more fields above are needed, use separate sheet or form.*

FIELD DATA

SAMPLE DATE (MM DD YY)	pH (std)	CONDUCTANCE (umhos/cm @ 25°C)	TEMP. (°C)	TURBIDITY (ntu)	DO (mg/L-ppm)	eH/ORP (mV)	Other: ____ Units ____
062609	7.47	180	23.9	4.0	1.5	19.0	

Final Field Readings are required *(i.e. record field measurements, final stabilized readings, passive sample readings before sampling for all field parameters required by State/Permit/Site.*

Sample Appearance: CLEAR Odor: ____ Color: NONE Other: NOSHEEN

Weather Conditions (required daily, or as conditions change): Direction/Speed: CALM Outlook: CLEAR 75°F Precipitation: Y or (N)

Specific Comments (including purge/well volume calculations if required):

FIELD COMMENTS

CALC: 96.78 - 53.13 = 43.65 x 0.163 = 7.11 gallon

FLOW: 78 x 4 = 312 ÷ 60 = 5.2 = 0.19 gpm

ACTUAL: 23 ÷ 5.2 = 4.42 gallon

0830

I certify that sampling procedures were in accordance with applicable EPA, State, and WM protocols (if more than one sampler, all should sign):

Date	Name	Signature	Company
6/26/09	DAN ARMOUR		PRO-TECH

DISTRIBUTION: WHITE/ORIGINAL - Stays with Sample, YELLOW - Returned to Client, PINK - Field Copy

FIELD INFORMATION FORM

WASTE MANAGEMENT

Site Name: VISTA

Site No.: ____ Sample Point: MW-FL3 (Sample ID)

This Waste Management Field Information Form is Required
This form is to be completed, in addition to any State Forms. The Field Form is submitted along with the Chain of Custody Forms that accompany the sample containers (i.e. with the cooler that is returned to the laboratory).

Laboratory Use Only/Lab ID: 0088

PURGE INFO

PURGE DATE (MM DD YY)	PURGE TIME (2400 Hr Clock)	ELAPSED HRS (hrs:min)	WATER VOL IN CASING (Gallons)	ACTUAL VOL PURGED (Gallons)	WELL VOLs PURGED
062609	0615	130	159	178	11

Note: For Passive Sampling, replace "Water Vol in Casing" and "Well Vols Purged" w/ Water Vol in Tubing/Flow Cell and Tubing/Flow Cell Vols Purged. Mark changes, record field data, below.

PURGE/SAMPLE EQUIPMENT

Purging and Sampling Equipment ... Dedicated: (Y) or N

Filter Device: (Y) or (N) 0.45 µ or 1.0D µ (circle or fill in)

Purging Device: C — A- Submersible Pump, B-Peristaltic Pump, C-QED Bladder Pump, D-Bailer, E-Piston Pump, F-Dipper/Bottle

Sampling Device: C

Filter Type: A — A-In-line Disposable, B-Pressure, C-Vacuum, X-Other

X-Other:

Sample Tube Type: A — A-Teflon, B-Stainless Steel, C-PVC, D-Polypropylene, X-Other:

WELL DATA

Well Elevation (at TOC)	Depth to Water (DTW) (from TOC)	Groundwater Elevation (site datum, from TOC)
9749 (ft/msl)	4444 (ft)	5305 (ft/msl)

Total Well Depth (from TOC)	Stick Up (from ground elevation)	Casing ID	Casing Material
14210 (ft)	____ (ft)	2 (in)	PVC

Note: Total Well Depth, Stick Up, Casing Id, etc. are optional and can be from historical data, unless required by Site/Permit. Well Elevation, DTW, and Groundwater Elevation must be current.

STABILIZATION DATA (Optional)

Sample Time (2400 Hr Clock)	Rate/Unit gpm	pH (std)	Conductance (SC/EC) (µmhos/cm @ 25 °C)	Temp. (°C)	Turbidity (ntu)	D.O. (mg/L - ppm)	eH/ORP (mV)	DTW (ft)
0720	0.2 1st		1st		6534			
0723	0.2 2nd		2nd		6482			
0726	0.2 3rd		3rd		6364			
0729	0.2 4th		4th		6312			
0732	0.2				6189			
0735	0.2				6263			
0738	0.2	7.79	218	23.9	6217	0.5	380	
0741	0.2	7.77	215	23.9	6113	0.5	380	
0744	0.2	7.76	215	23.9	6150	0.5	360	
:								
Suggested range for 3 consec. readings or note Permit/State requirements:		+/- 0.2	+/- 3%	--	--	+/- 10%	+/- 25 mV	Stabilize

Stabilization Data Fields are Optional *(i.e. complete stabilization readings for parameters required by WM, Site, or State). These fields can be used where four (4) field measurements are required by State/Permit/Site. If a Data Logger or other Electronic format is used, fill in final readings below and submit electronic data separately to Site. If more fields above are needed, use separate sheet or form.*

FIELD DATA

SAMPLE DATE (MM DD YY)	pH (std)	CONDUCTANCE (umhos/cm @ 25°C)	TEMP. (°C)	TURBIDITY (ntu)	DO (mg/L-ppm)	eH/ORP (mV)	Other: / Units
062609	7.76	215	23.9	6150	0.5	360	

Final Field Readings are required *(i.e. record field measurements, final stabilized readings, passive sample readings before sampling for all field parameters required by State/Permit/Site.*

FIELD COMMENTS

Sample Appearance: CLOUDY Odor: ____ Color: WHITE Other: NO SHEEN

Weather Conditions (required daily, or as conditions change): Direction/Speed: CALM Outlook: CLEAR 75°F Precipitation: Y or (N)

Specific Comments (including purge/well volume calculations if required):

CALC: 142.10 - 44.44 = 97.66 x 0.163 = 15.92 gallon

FLOW: 76 x 4 = 304 ÷ 60 = 5.07 i. 0.20 gpm 0745

ACTUAL: 90 ÷ 5.07 = 17.75 gallon

WATER WOULD NOT CLEAR AFTER 1.5 HR. OF SLOW PURGE. POSSIBLY DUE TO RECENT PUMP INSTALLATION. COMPLETED A FILTERED SAMPLE IN ADDITION TO TOTAL METALS SAMPLE.

I certify that sampling procedures were in accordance with applicable EPA, State and WM protocols (if more than one sampler, all should sign):

Date	Name	Signature	Company
6/26/09	DAN ARMOUR		PRO-TECH

DISTRIBUTION: WHITE/ORIGINAL - Stays with Sample, YELLOW - Returned to Client, PINK - Field Copy

TAL-8029WM (0108)

FIELD INFORMATION FORM

WASTE MANAGEMENT

Site Name: VISTA

Site No.: | | | | |

Sample Point: MW-03B (Sample ID)

This Waste Management Field Information Form is Required
This form is to be completed, in addition to any State Forms. The Field Form is submitted along with the Chain of Custody Forms that accompany the sample containers (i.e. with the cooler that is returned to the laboratory).

Laboratory Use Only/Lab ID: 009

PURGE INFO

PURGE DATE (MM DD YY)	PURGE TIME (2400 Hr Clock)	ELAPSED HRS (hrs:min)	WATER VOL IN CASING (Gallons)	ACTUAL VOL PURGED (Gallons)	WELL VOLs PURGED
062609	1240	12 9	7.4	56	07

Note: For Passive Sampling, replace "Water Vol in Casing" and "Well Vols Purged" w/ Water Vol in Tubing/Flow Cell and Tubing/Flow Cell Vols Purged. Mark changes, record field data, below.

PURGE/SAMPLE EQUIPMENT

Purging and Sampling Equipment ... Dedicated: (Y) or N

Purging Device: C

Sampling Device: C

X-Other:

A- Submersible Pump, B-Peristaltic Pump, C-QED Bladder Pump, D-Bailer, E-Piston Pump, F-Dipper/Bottle

Filter Device: Y or (N) 0.45 µ or ____ µ (circle or fill in)

Filter Type: —

A-In-line Disposable, B-Pressure, C-Vacuum, X-Other

Sample Tube Type: A

A-Teflon, B-Stainless Steel, C-PVC, D-Polypropylene, X-Other:

WELL DATA

Well Elevation (at TOC): 9306 (ft/msl)

Depth to Water (DTW) (from TOC): 3964 (ft)

Groundwater Elevation (site datum, from TOC): 5342 (ft/msl)

Total Well Depth (from TOC): 8530 (ft)

Stick Up (from ground elevation): ____ (ft)

Casing ID: 2 (in)

Casing Material: PVC

Note: Total Well Depth, Stick Up, Casing Id, etc. are optional and can be from historical data, unless required by Site/Permit. Well Elevation, DTW, and Groundwater Elevation must be current.

STABILIZATION DATA (Optional)

Sample Time (2400 Hr Clock)	Rate/Unit	pH (std)	Conductance (SC/EC) (µmhos/cm @ 25 °C)	Temp. (°C)	Turbidity (ntu)	D.O. (mg/L - ppm)	eH/ORP (mV)	DTW (ft)
1300	0.19 1st	7.64 1st	1460 1st	24.3	9.1	0.9	110	
1303	0.19 2nd	7.66 2nd	1463 2nd	24.4	8.8	0.9	100	
1306	0.19 3rd	7.68 3rd	1444 3rd	24.4	7.6	0.9	100	
1309	0.19 4th	7.68 4th	1463 4th	24.4	8.2	0.9	90	
:								
:								
:								
:								
:								
:								
Suggested range for 3 consec. readings or note Permit/State requirements:		+/- 0.2	+/- 3%	--	--	+/- 10%	+/- 25 mV	Stabilize

Stabilization Data Fields are Optional *(i.e. complete stabilization readings for parameters required by WM, Site, or State). These fields can be used where four (4) field measurements are required by State/Permit/Site. If a Data Logger or other Electronic format is used, fill in final readings below and submit electronic data separately to Site. If more fields above are needed, use separate sheet or form.*

FIELD DATA

SAMPLE DATE (MM DD YY)	pH (std)	CONDUCTANCE (umhos/cm @ 25°C)	TEMP. (°C)	TURBIDITY (ntu)	DO (mg/L-ppm)	eH/ORP (mV)	Other: / Units
062609	7.68	1463	24.4	8.2	0.9	90	

Final Field Readings are required *(i.e. record field measurements, final stabilized readings, passive sample readings before sampling for all field parameters required by State/Permit/Site.*

FIELD COMMENTS

Sample Appearance: CLEAR Odor: ____ Color: NONE Other: NO Sheen

Weather Conditions (required daily, or as conditions change): Direction/Speed: E 0-5 Outlook: cloudy 90°F Precipitation: Y or (N)

Specific Comments (including purge/well volume calculations if required):

CALC: 85.30 - 39.64 = 45.66 x 0.163 = 7.44 gallon

FLOW: 78 x 4 = 312 ÷ 60 = 5.2 ∴ 0.19 gpm

ACTUAL: 29 ÷ 5.2 = 5.58 gallon

1310

I certify that sampling procedures were in accordance with applicable EPA, State, and WM protocols (if more than one sampler, all should sign):

Date	Name	Signature	Company
6/26/09	DAN ARMOUR		PRO-TECH
___/___/___			

DISTRIBUTION: WHITE/ORIGINAL - Stays with Sample, YELLOW - Returned to Client, PINK - Field Copy

FIELD INFORMATION FORM

WASTE MANAGEMENT

Site Name: VISTA

Site No.: ____ Sample Point: MW-FL1 (Sample ID)

This Waste Management Field Information Form is Required
This form is to be completed, in addition to any State Forms. The Field Form is submitted along with the Chain of Custody Forms that accompany the sample containers (i.e. with the cooler that is returned to the laboratory).

Laboratory Use Only/Lab ID: 010

PURGE INFO

PURGE DATE (MM DD YY)	PURGE TIME (2400 Hr Clock)	ELAPSED HRS (hrs:min)	WATER VOL IN CASING (Gallons)	ACTUAL VOL PURGED (Gallons)	WELL VOLs PURGED
062609	1220	1:24	14.5	17.8	1.2

Note: For Passive Sampling, replace "Water Vol in Casing" and "Well Vols Purged" w/ Water Vol in Tubing/Flow Cell and Tubing/Flow Cell Vols Purged. Mark changes, record field data, below.

PURGE/SAMPLE EQUIPMENT

Purging and Sampling Equipment ... Dedicated: (Y) or N

Filter Device: (Y) or N — 0.45 µ or 1.00 µ (circle or fill in)

Purging Device: C — Sampling Device: C

A- Submersible Pump, B-Peristaltic Pump, C-QED Bladder Pump, D-Bailer, E-Piston Pump, F-Dipper/Bottle

Filter Type: A — A-In-line Disposable, B-Pressure, C-Vacuum, X-Other

Sample Tube Type: A — A-Teflon, B-Stainless Steel, C-PVC, D-Polypropylene, X-Other:

X-Other:

WELL DATA

Well Elevation (at TOC)	Depth to Water (DTW) (from TOC)	Groundwater Elevation (site datum, from TOC)	Total Well Depth (from TOC)	Stick Up (from ground elevation)	Casing ID	Casing Material
9316 (ft/msl)	3976 (ft)	5340 (ft/msl)	128.88 (ft)	____ (ft)	2 (in)	PVC

Note: Total Well Depth, Stick Up, Casing Id, etc. are optional and can be from historical data, unless required by Site/Permit. Well Elevation, DTW, and Groundwater Elevation must be current.

STABILIZATION DATA (Optional)

Sample Time (2400 Hr Clock)	Rate/Unit (gpm)	pH (std)	Conductance (SC/EC) (µmhos/cm @ 25 °C)	Temp. (°C)	Turbidity (ntu)	D.O. (mg/L - ppm)	eH/ORP (mV)	DTW (ft)
1325	0.21 1st		1st		6616			
1328	0.21 2nd		2nd		6642			
1331	0.21 3rd		3rd		6593			
1334	0.21 4th		4th		6577			
1337	0.21	7.29	260	23.8	6640	0.4	320	
1340	0.21	7.26	261	23.9	6616	0.4	330	
1343	0.21	7.27	261	23.9	6583	0.4	330	
Suggested range for 3 consec. readings or note Permit/State requirements:		+/- 0.2	+/- 3%	--	--	+/- 10%	+/- 25 mV	Stabilize

Stabilization Data Fields are Optional *(i.e. complete stabilization readings for parameters required by WM, Site, or State). These fields can be used where four (4) field measurements are required by State/Permit/Site. If a Data Logger or other Electronic format is used, fill in final readings below and submit electronic data separately to Site. If more fields above are needed, use separate sheet or form.*

FIELD DATA

SAMPLE DATE (MM DD YY)	pH (std)	CONDUCTANCE (umhos/cm @ 25°C)	TEMP. (°C)	TURBIDITY (ntu)	DO (mg/L-ppm)	eH/ORP (mV)	Other: Units
062609	727	261	23.9	6583	0.4	330	

Final Field Readings are required *(i.e. record field measurements, final stabilized readings, passive sample readings before sampling for all field parameters required by State/Permit/Site.*

FIELD COMMENTS

Sample Appearance: CLOUDY Odor: ____ Color: White Other: NO Sheen

Weather Conditions (required daily, or as conditions change): Direction/Speed: E 0-5 Outlook: cloudy 90°F Precipitation: Y or (N)

Specific Comments (including purge/well volume calculations if required):

CALC: 128.88 - 39.76 = 89.12 x 0.163 = 14.53 gallon

FLOW: 71x4 = 284÷60 = 4.73 ∴ 0.21 gpm 1344

ACTUAL: 84÷4.73 = 17.76 gallon

WATER WOULD NOT CLEAR AFTER LOW FLOW PURGING FOR ~1.5 HRS, POSSIBLY BECAUSE OF RECENT PUMP INSTALLATION. COMPLETED A DISSOLVED METALS SAMPLE IN ADDITION TO TOTAL METALS.

I certify that sampling procedures were in accordance with applicable EPA, State, and WM protocols (if more than one sampler, all should sign):

Date	Name	Signature	Company
6/26/09	DAN ARMOUR		PRO-TECH
___/___/___			

DISTRIBUTION: WHITE/ORIGINAL - Stays with Sample, YELLOW - Returned to Client, PINK - Field Copy

TAL-8029WM (0108)

FIELD INFORMATION FORM

WASTE MANAGEMENT

Site Name: Vista

Site No.: | | | | |

Sample Point: MW-04A (Sample ID)

This Waste Management Field Information Form is Required
This form is to be completed, in addition to any State Forms. The Field Form is submitted along with the Chain of Custody Forms that accompany the sample containers (i.e. with the cooler that is returned to the laboratory).

Laboratory Use Only/Lab ID: 911

PURGE INFO

PURGE DATE (MM DD YY)	PURGE TIME (2400 Hr Clock)	ELAPSED HRS (hrs:min)	WATER VOL IN CASING (Gallons)	ACTUAL VOL PURGED (Gallons)	WELL VOLs PURGED
062609	1150	1:19	28	31	11

Note: For Passive Sampling, replace "Water Vol in Casing" and "Well Vols Purged" w/ Water Vol in Tubing/Flow Cell and Tubing/Flow Cell Vols Purged. Mark changes, record field data, below.

PURGE/SAMPLE EQUIPMENT

Purging and Sampling Equipment ... Dedicated: (Y) or N

Filter Device: Y or (N) 0.45 µ or _____ µ (circle or fill in)

Purging Device: C
Sampling Device: C
X-Other:

A- Submersible Pump, B-Peristaltic Pump, C-QED Bladder Pump, D-Bailer, E-Piston Pump, F-Dipper/Bottle

Filter Type: ~ (A-In-line Disposable, B-Pressure, C-Vacuum, X-Other _____)

Sample Tube Type: A (A-Teflon, B-Stainless Steel, C-PVC, D-Polypropylene, X-Other: _____)

WELL DATA

Well Elevation (at TOC)	Depth to Water (DTW) (from TOC)	Groundwater Elevation (site datum, from TOC)	Total Well Depth (from TOC)	Stick Up (from ground elevation)	Casing ID	Casing Material
8204 (ft/msl)	29.37 (ft)	52.67 (ft/msl)	46.65 (ft)	(ft)	2 (in)	PVC

Note: Total Well Depth, Stick Up, Casing Id, etc. are optional and can be from historical data, unless required by Site/Permit. Well Elevation, DTW, and Groundwater Elevation must be current.

STABILIZATION DATA (Optional)

Sample Time (2400 Hr Clock)	Rate/Unit gpm	pH (std)	Conductance (SC/EC) (µmhos/cm @ 25 °C)	Temp. (°C)	Turbidity (ntu)	D.O. (mg/L - ppm)	eH/ORP (mV)	DTW (ft)
1202	0.16 1st	5.38 1st	50	25.0	4.6	1.9	120.0	
1205	0.16 2nd	5.40 2nd	50	25.0	3.9	1.9	121.0	
1208	0.16 3rd	5.41 3rd	51	25.0	4.1	1.9	122.0	
	4th	4th						
Suggested range for 3 consec. readings or note Permit/State requirements:		+/- 0.2	+/- 3%	--	--	+/- 10%	+/- 25 mV	Stabilize

Stabilization Data Fields are Optional *(i.e. complete stabilization readings for parameters required by WM, Site, or State). These fields can be used where four (4) field measurements are required by State/Permit/Site. If a Data Logger or other Electronic format is used, fill in final readings below and submit electronic data separately to Site. If more fields above are needed, use separate sheet or form.*

FIELD DATA

SAMPLE DATE (MM DD YY)	pH (std)	CONDUCTANCE (umhos/cm @ 25°C)	TEMP. (°C)	TURBIDITY (ntu)	DO (mg/L-ppm)	eH/ORP (mV)	Other: _____ Units _____
062609	5.41	51	25.0	4.1	1.9	122.0	

Final Field Readings are required *(i.e. record field measurements, final stabilized readings, passive sample readings before sampling for all field parameters required by State/Permit/Site.*

Sample Appearance: CLEAR Odor: _____ Color: NONE Other: No Sheen

Weather Conditions (required daily, or as conditions change): Direction/Speed: E 0-5 Outlook: Cloudy 90°F Precipitation: Y or (N)

Specific Comments (including purge/well volume calculations if required):

FIELD COMMENTS

CALC: 46.65 - 29.37 = 17.28 x 0.163 = 2.82 gallon

FLOW: 92 x 4 = 368 ÷ 60 = 6.13 ÷ 0.16 gpm

ACTUAL: 19 ÷ 6.13 = 3.10 gallon

1209

I certify that sampling procedures were in accordance with applicable EPA, State, and WM protocols (if more than one sampler, all should sign):

Date	Name	Signature	Company
6/26/09	DAN ARMOUR		PRO-TECH

DISTRIBUTION: WHITE/ORIGINAL - Stays with Sample, YELLOW - Returned to Client, PINK - Field Copy

FIELD INFORMATION FORM

WASTE MANAGEMENT

Site Name: VISTA

Site No.: ____ Sample Point: MW-8R (Sample ID)

This Waste Management Field Information Form is Required
This form is to be completed, in addition to any State Forms. The Field Form is submitted along with the Chain of Custody Forms that accompany the sample containers (i.e. with the cooler that is returned to the laboratory).

Laboratory Use Only/Lab ID: 001

PURGE INFO

PURGE DATE (MM DD YY)	PURGE TIME (2400 Hr Clock)	ELAPSED HRS (hrs:min)	WATER VOL IN CASING (Gallons)	ACTUAL VOL PURGED (Gallons)	WELL VOLs PURGED
06 30 09	0950	2:25	4.4	6.6	1.4

Note: For Passive Sampling, replace "Water Vol in Casing" and "Well Vols Purged" w/ Water Vol in Tubing/Flow Cell and Tubing/Flow Cell Vols Purged. Mark changes, record field data, below.

PURGE/SAMPLE EQUIPMENT

Purging and Sampling Equipment ... Dedicated: Y or (N)

Filter Device: Y or (N) 0.45 µ or ____ µ (circle or fill in)

Purging Device: A — A- Submersible Pump, B-Peristaltic Pump, C-QED Bladder Pump, D-Bailer, E-Piston Pump, F-Dipper/Bottle

Sampling Device: A

Filter Type: — A-In-line Disposable, B-Pressure, C-Vacuum, X-Other ____

X-Other: ____

Sample Tube Type: A — A-Teflon, B-Stainless Steel, C-PVC, D-Polypropylene, X-Other: ____

WELL DATA

Well Elevation (at TOC)	Depth to Water (DTW) (from TOC)	Groundwater Elevation (site datum, from TOC)
9960 (ft/msl)	44.00 (ft)	55.60 (ft/msl)

Total Well Depth (from TOC)	Stick Up (from ground elevation)	Casing ID	Casing Material
71.00 (ft)	____ (ft)	2 (in)	PVC

Note: Total Well Depth, Stick Up, Casing Id, etc. are optional and can be from historical data, unless required by Site/Permit. Well Elevation, DTW, and Groundwater Elevation must be current.

STABILIZATION DATA (Optional)

Sample Time (2400 Hr Clock)	Rate/Unit (gpm)	pH (std)	Conductance (SC/EC) (µmhos/cm @ 25 °C)	Temp. (°C)	Turbidity (ntu)	D.O. (mg/L - ppm)	eH/ORP (mV)	DTW (ft)
1008	0.24 1st	8.16 1st	119 1st	24.8	10.6	2.9	-45.0	
1011	0.24 2nd	8.13 2nd	115 2nd	24.8	8.4	2.9	-47.0	
1014	0.24 3rd	8.12 3rd	116 3rd	24.8	8.6	2.9	-48.0	
	4th	4th	4th					
Suggested range for 3 consec. readings or note Permit/State requirements:		+/- 0.2	+/- 3%	--	--	+/- 10%	+/- 25 mV	Stabilize

Stabilization Data Fields are Optional *(i.e. complete stabilization readings for parameters required by WM, Site, or State). These fields can be used where four (4) field measurements are required by State/Permit/Site. If a Data Logger or other Electronic format is used, fill in final readings below and submit electronic data separately to Site. If more fields above are needed, use separate sheet or form.*

FIELD DATA

SAMPLE DATE (MM DD YY)	pH (std)	CONDUCTANCE (umhos/cm @ 25°C)	TEMP. (°C)	TURBIDITY (ntu)	DO (mg/L-ppm)	eH/ORP (mV)	Other: ____ Units ____
06 30 09	8.12	116	24.8	8.6	2.9	-48.0	

Final Field Readings are required *(i.e. record field measurements, final stabilized readings, passive sample readings before sampling for all field parameters required by State/Permit/Site.*

FIELD COMMENTS

Sample Appearance: CLEAR Odor: ____ Color: NONE Other: NO SHEEN

Weather Conditions (required daily, or as conditions change): Direction/Speed: SE 0-5 Outlook: cloudy 80°F Precipitation: Y or (N)

Specific Comments (including purge/well volume calculations if required):

CALC: 71.00-44.00 = 27.00 x0.163 = 4.40 gallons

FLOW: 63x4 = 252 ÷60 = 4.2 ∴ 0.24gpm

ACTUAL: 25 ÷4.2 = 5.95 gallons 1015

I certify that sampling procedures were in accordance with applicable EPA, State, and WM protocols (if more than one sampler, all should sign):

Date	Name	Signature	Company
6/30/09	DAN ARMOUR		PRO-TECH

DISTRIBUTION: WHITE/ORIGINAL - Stays with Sample, YELLOW - Returned to Client, PINK - Field Copy

FIELD INFORMATION FORM

WASTE MANAGEMENT

Site Name: VISTA

Site No.: ____ Sample Point: MW-03A (Sample ID)

This Waste Management Field Information Form is Required
This form is to be completed, in addition to any State Forms. The Field Form is submitted along with the Chain of Custody Forms that accompany the sample containers (i.e. with the cooler that is returned to the laboratory).

Laboratory Use Only/Lab ID: 002

PURGE INFO

PURGE DATE (MM DD YY)	PURGE TIME (2400 Hr Clock)	ELAPSED HRS (hrs:min)	WATER VOL IN CASING (Gallons)	ACTUAL VOL PURGED (Gallons)	WELL VOLs PURGED
06 30 09	09:18	:18	3.4	3.1	09

Note: For Passive Sampling, replace "Water Vol in Casing" and "Well Vols Purged" w/ Water Vol in Tubing/Flow Cell and Tubing/Flow Cell Vols Purged. Mark changes, record field data, below.

PURGE/SAMPLE EQUIPMENT

Purging and Sampling Equipment ... Dedicated: (Y) or N

Purging Device: S — A- Submersible Pump, B-Peristaltic Pump, C-QED Bladder Pump, D-Bailer, E-Piston Pump, F-Dipper/Bottle

Sampling Device: C

X-Other:

Filter Device: Y or (N) — 0.45 µ or ____ µ (circle or fill in)

Filter Type: ____ — A-In-line Disposable, B-Pressure, C-Vacuum, X-Other ____

Sample Tube Type: A — A-Teflon, B-Stainless Steel, C-PVC, D-Polypropylene, X-Other: ____

WELL DATA

Well Elevation (at TOC): 92.87 (ft/msl)

Depth to Water (DTW) (from TOC): 39.32 (ft)

Groundwater Elevation (site datum, from TOC): 53.55 (ft/msl)

Total Well Depth (from TOC): 60.20 (ft)

Stick Up (from ground elevation): ____ (ft)

Casing ID: 2 (in)

Casing Material: PVC

Note: Total Well Depth, Stick Up, Casing Id, etc. are optional and can be from historical data, unless required by Site/Permit. Well Elevation, DTW, and Groundwater Elevation must be current.

STABILIZATION DATA (Optional)

Sample Time (2400 Hr Clock)	Rate/Unit (gpm)	pH (std)	Conductance (SC/EC) (µmhos/cm @ 25 °C)	Temp. (°C)	Turbidity (ntu)	D.O. (mg/L - ppm)	eH/ORP (mV)	DTW (ft)
0929	0.17 1st	6.04 1st	40	24.7	7.6	2.1	130	
0932	0.17 2nd	6.03 2nd	40	24.7	9.8	2.1	126	
0935	0.17 3rd	6.06 3rd	40	24.7	9.2	2.1	130	
	4th	4th						
Suggested range for 3 consec. readings or note Permit/State requirements:		+/- 0.2	+/- 3%	--	--	+/- 10%	+/- 25 mV	Stabilize

Stabilization Data Fields are Optional *(i.e. complete stabilization readings for parameters required by WM, Site, or State). These fields can be used where four (4) field measurements are required by State/Permit/Site. If a Data Logger or other Electronic format is used, fill in final readings below and submit electronic data separately to Site. If more fields above are needed, use separate sheet or form.*

FIELD DATA

SAMPLE DATE (MM DD YY)	pH (std)	CONDUCTANCE (umhos/cm @ 25°C)	TEMP. (°C)	TURBIDITY (ntu)	DO (mg/L-ppm)	eH/ORP (mV)	Other: ____ Units ____
06 30 09	6.06	40	24.7	9.2	2.1	130	

Final Field Readings are required *(i.e. record field measurements, final stabilized readings, passive sample readings before sampling for all field parameters required by State/Permit/Site.*

FIELD COMMENTS

Sample Appearance: CLEAR Odor: ____ Color: NONE Other: NO Sheen

Weather Conditions (required daily, or as conditions change): Direction/Speed: SE 0-5 Outlook: cloudy 80°F Precipitation: Y or (N)

Specific Comments (including purge/well volume calculations if required):

CALC: 60.20 - 39.32 = 20.88 x 0.163 = 3.40 gallon

FLOW: 86 x 4 = 344 ÷ 60 = 5.73 @ 0.17 gpm 0936

ACTUAL: 18 ÷ 5.73 = 3.14 gallon

I certify that sampling procedures were in accordance with applicable EPA, State, and WM protocols (if more than one sampler, all should sign):

Date	Name	Signature	Company
6/30/09	DAN ARMOUR		PRO-TECH

DISTRIBUTION: WHITE/ORIGINAL - Stays with Sample, YELLOW - Returned to Client, PINK - Field Copy

FIELD INFORMATION FORM

WASTE MANAGEMENT

Site Name: VISTA

Site No.: ____ Sample Point: MW-2B (Sample ID)

This Waste Management Field Information Form is Required
This form is to be completed, in addition to any State Forms. The Field Form is submitted along with the Chain of Custody Forms that accompany the sample containers (i.e. with the cooler that is returned to the laboratory).

Laboratory Use Only/Lab ID: 003

PURGE INFO

PURGE DATE (MM DD YY)	PURGE TIME (2400 Hr Clock)	ELAPSED HRS (hrs:min)	WATER VOL IN CASING (Gallons)	ACTUAL VOL PURGED (Gallons)	WELL VOLs PURGED
063009	0840	2:1	68	3.9	6.6

Note: For Passive Sampling, replace "Water Vol in Casing" and "Well Vols Purged" w/ Water Vol in Tubing/Flow Cell and Tubing/Flow Cell Vols Purged. Mark changes, record field data, below.

PURGE/SAMPLE EQUIPMENT

Purging and Sampling Equipment ... Dedicated: (Y) or N

Purging Device: C — A- Submersible Pump, B-Peristaltic Pump, C-QED Bladder Pump, D-Bailer, E-Piston Pump, F-Dipper/Bottle

Sampling Device: C

X-Other:

Filter Device: Y or (N) — 0.45 µ or ____ µ (circle or fill in)

Filter Type: - — A-In-line Disposable, B-Pressure, C-Vacuum, X-Other ____

Sample Tube Type: A — A-Teflon, B-Stainless Steel, C-PVC, D-Polypropylene, X-Other: ____

WELL DATA

Well Elevation (at TOC)	Depth to Water (DTW) (from TOC)	Groundwater Elevation (site datum, from TOC)
8846 (ft/msl)	3512 (ft)	5334 (ft/msl)

Total Well Depth (from TOC)	Stick Up (from ground elevation)	Casing ID	Casing Material
7705 (ft)	____ (ft)	2 (in)	PVC

Note: Total Well Depth, Stick Up, Casing Id, etc. are optional and can be from historical data, unless required by Site/Permit. Well Elevation, DTW, and Groundwater Elevation must be current.

STABILIZATION DATA (Optional)

Sample Time (2400 Hr Clock)	Rate/Unit (gpm)	pH (std)	Conductance (SC/EC) (µmhos/cm @ 25 °C)	Temp. (°C)	Turbidity (ntu)	D.O. (mg/L - ppm)	eH/ORP (mV)	DTW (ft)
0851	0.19 1st	7.84 1st	128	24.1	99	0.9	-40	
0854	0.19 2nd	7.83 2nd	128	24.2	103	0.9	-50	
0857	0.19 3rd	7.85 3rd	131	24.2	86	0.9	-50	
0900	0.19 4th	7.86 4th	131	24.2	82	0.9	-50	
Suggested range for 3 consec. readings or note Permit/State requirements:		+/- 0.2	+/- 3%	--	--	+/- 10%	+/- 25 mV	Stabilize

Stabilization Data Fields are Optional *(i.e. complete stabilization readings for parameters required by WM, Site, or State). These fields can be used where four (4) field measurements are required by State/Permit/Site. If a Data Logger or other Electronic format is used, fill in final readings below and submit electronic data separately to Site. If more fields above are needed, use separate sheet or form.*

FIELD DATA

SAMPLE DATE (MM DD YY)	pH (std)	CONDUCTANCE (umhos/cm @ 25°C)	TEMP. (°C)	TURBIDITY (ntu)	DO (mg/L-ppm)	eH/ORP (mV)	Other: ____ Units ____
063009	7.86	131	24.2	82	0.9	-50	

Final Field Readings are required *(i.e. record field measurements, final stabilized readings, passive sample readings before sampling for all field parameters required by State/Permit/Site.*

FIELD COMMENTS

Sample Appearance: CLEAR Odor: ____ Color: NONE Other: NO SHEEN

Weather Conditions (required daily, or as conditions change): Direction/Speed: SE 0-5 Outlook: P.C. 80°C Precipitation: Y or (N)

Specific Comments (including purge/well volume calculations if required):

CALC: 77.05 - 35.12 = 41.93 x 0.163 = 6.83 gallon

FLOW: 80 x 4 = 320 ÷ 60 = 5.33 :: 0.187 gpm

ACTUAL: 21 ÷ 5.33 = 3.94 gallon 0901

I certify that sampling procedures were in accordance with applicable EPA, State, and WM protocols (if more than one sampler, all should sign):

Date	Name	Signature	Company
6/30/09	DAN ARMOUR		PRO-TECH

DISTRIBUTION: WHITE/ORIGINAL - Stays with Sample, YELLOW - Returned to Client, PINK - Field Copy

FIELD INFORMATION FORM

WASTE MANAGEMENT

Site Name: Vista

Site No.: ____ Sample Point: MW-2AR (Sample ID)

This Waste Management Field Information Form is Required
This form is to be completed, in addition to any State Forms. The Field Form is submitted along with the Chain of Custody Forms that accompany the sample containers (i.e. with the cooler that is returned to the laboratory).

Laboratory Use Only/Lab ID: 004

PURGE INFO

PURGE DATE (MM DD YY)	PURGE TIME (2400 Hr Clock)	ELAPSED HRS (hrs:min)	WATER VOL IN CASING (Gallons)	ACTUAL VOL PURGED (Gallons)	WELL VOLs PURGED
063009	0809	1:17	14	28	2.1

Note: For Passive Sampling, replace "Water Vol in Casing" and "Well Vols Purged" w/ Water Vol in Tubing/Flow Cell and Tubing/Flow Cell Vols Purged. Mark changes, record field data, below.

PURGE/SAMPLE EQUIPMENT

Purging and Sampling Equipment ... Dedicated: (Y) or N

Purging Device: C — A- Submersible Pump, B-Peristaltic Pump, C-QED Bladder Pump, D-Bailer, E-Piston Pump, F-Dipper/Bottle

Sampling Device: C

X-Other:

Filter Device: Y or (N) — 0.45 µ or ____ µ (circle or fill in)

Filter Type: - — A-In-line Disposable, B-Pressure, C-Vacuum, X-Other

Sample Tube Type: A — A-Teflon, B-Stainless Steel, C-PVC, D-Polypropylene, X-Other:

WELL DATA

Well Elevation (at TOC): 8722 (ft/msl)

Depth to Water (DTW) (from TOC): 3266 (ft)

Groundwater Elevation (site datum, from TOC): 5456 (ft/msl)

Total Well Depth (from TOC): 4106 (ft)

Stick Up (from ground elevation): ____ (ft)

Casing ID: 2 (in)

Casing Material: PVC

Note: Total Well Depth, Stick Up, Casing Id, etc. are optional and can be from historical data, unless required by Site/Permit. Well Elevation, DTW, and Groundwater Elevation must be current.

STABILIZATION DATA (Optional)

Sample Time (2400 Hr Clock)	Rate/Unit	pH (std)	Conductance (SC/EC) (µmhos/cm @ 25 °C)	Temp. (°C)	Turbidity (ntu)	D.O. (mg/L - ppm)	eH/ORP (mV)	DTW (ft)
0819	0.17 1st	5.95 1st	21 1st	24.1	7.1	1.9	30.0	
0822	0.17 2nd	5.91 2nd	22 2nd	24.1	6.8	1.9	29.0	
0825	0.17 3rd	5.93 3rd	22 3rd	24.1	6.5	1.9	27.0	
	4th	4th						
Suggested range for 3 consec. readings or note Permit/State requirements:		+/- 0.2	+/- 3%	--	--	+/- 10%	+/- 25 mV	Stabilize

Stabilization Data Fields are Optional *(i.e. complete stabilization readings for parameters required by WM, Site, or State). These fields can be used where four (4) field measurements are required by State/Permit/Site. If a Data Logger or other Electronic format is used, fill in final readings below and submit electronic data separately to Site. If more fields above are needed, use separate sheet or form.*

FIELD DATA

SAMPLE DATE (MM DD YY)	pH (std)	CONDUCTANCE (umhos/cm @ 25°C)	TEMP. (°C)	TURBIDITY (ntu)	DO (mg/L-ppm)	eH/ORP (mV)	Other: / Units
063009	5.93	22	24.1	6.5	1.9	27.0	

Final Field Readings are required *(i.e. record field measurements, final stabilized readings, passive sample readings before sampling for all field parameters required by State/Permit/Site.*

FIELD COMMENTS

Sample Appearance: CLEAR Odor: ____ Color: NONE Other: No Sheen

Weather Conditions (required daily, or as conditions change): Direction/Speed: SE 0-5 Outlook: P.C. 75°F Precipitation: Y or (N)

Specific Comments (including purge/well volume calculations if required):

CALC: 41.06 - 32.66 = 8.40 x 0.163 = 1.37 gallon

FLOW: 90 x 4 = 360 ÷ 60 = 6.0 ∴ 0.167 gpm

ACTUAL: 17 ÷ 6.0 = 2.83 gallon 0826

I certify that sampling procedures were in accordance with applicable EPA, State, and WM protocols (if more than one sampler, all should sign):

Date	Name	Signature	Company
6/30/09	DAN ARMOUR		PRO-TECH

DISTRIBUTION: WHITE/ORIGINAL - Stays with Sample, YELLOW - Returned to Client, PINK - Field Copy

TAL-8029WM (0108)

FIELD INFORMATION FORM

WASTE MANAGEMENT

Site Name: VISTA

Site No.:

Sample Point: MW-FL2

Sample ID (R)

This Waste Management Field Information Form is Required
This form is to be completed, in addition to any State Forms. The Field Form is submitted along with the Chain of Custody Forms that accompany the sample containers (i.e. with the cooler that is returned to the laboratory).

Laboratory Use Only/Lab ID: D05

PURGE INFO

PURGE DATE (MM DD YY)	PURGE TIME (2400 Hr Clock)	ELAPSED HRS (hrs:min)	WATER VOL IN CASING (Gallons)	ACTUAL VOL PURGED (Gallons)	WELL VOLs PURGED
06 30 09	0731	124	166	51	03

Note: For Passive Sampling, replace "Water Vol in Casing" and "Well Vols Purged" w/ Water Vol in Tubing/Flow Cell and Tubing/Flow Cell Vols Purged. Mark changes, record field data, below.

PURGE/SAMPLE EQUIPMENT

Purging and Sampling Equipment ... Dedicated: (Y) or N

Purging Device: C — Sampling Device: C

A- Submersible Pump, B-Peristaltic Pump, C-QED Bladder Pump, D-Bailer, E-Piston Pump, F-Dipper/Bottle

X-Other:

Filter Device: Y or (N) — 0.45 µ or ____ µ (circle or fill in)

Filter Type: —

A-In-line Disposable, B-Pressure, C-Vacuum, X-Other ____

Sample Tube Type: A

A-Teflon, B-Stainless Steel, C-PVC, D-Polypropylene, X-Other: ____

WELL DATA

Well Elevation (at TOC): 8676 (ft/msl)

Depth to Water (DTW) (from TOC): 3177 (ft)

Groundwater Elevation (site datum, from TOC): 5499 (ft/msl)

Total Well Depth (from TOC): 1393 (ft)

Stick Up (from ground elevation): ____ (ft)

Casing ID: 2 (in)

Casing Material: PVC

Note: Total Well Depth, Stick Up, Casing Id, etc. are optional and can be from historical data, unless required by Site/Permit. Well Elevation, DTW, and Groundwater Elevation must be current.

STABILIZATION DATA (Optional)

Sample Time (2400 Hr Clock)	Rate/Unit gpm	pH (std)	Conductance (SC/EC) (µmhos/cm @ 25 °C)	Temp. (°C)	Turbidity (ntu)	D.O. (mg/L - ppm)	eH/ORP (mV)	DTW (ft)
0745	0.21 1st	11.09 1st	352	23.7	3.8	2.1	-74.0	
0748	0.21 2nd	11.08 2nd	351	23.7	3.4	2.1	-77.0	
0751	0.21 3rd	11.12 3rd	355	23.7	3.3	2.1	-78.0	
0754	0.21 4th	11.01 4th	357	23.7	3.4	2.1	-77.0	
Suggested range for 3 consec. readings or note Permit/State requirements:		+/- 0.2	+/- 3%	--	--	+/- 10%	+/- 25 mV	Stabilize

Stabilization Data Fields are Optional *(i.e. complete stabilization readings for parameters required by WM, Site, or State). These fields can be used where four (4) field measurements are required by State/Permit/Site. If a Data Logger or other Electronic format is used, fill in final readings below and submit electronic data separately to Site. If more fields above are needed, use separate sheet or form.*

FIELD DATA

SAMPLE DATE (MM DD YY)	pH (std)	CONDUCTANCE (umhos/cm @ 25°C)	TEMP. (°C)	TURBIDITY (ntu)	DO (mg/L-ppm)	eH/ORP (mV)	Other: ____ Units ____
06 30 09	1111	357	23.7	3.4	2.1	-77.0	

Final Field Readings are required *(i.e. record field measurements, final stabilized readings, passive sample readings before sampling for all field parameters required by State/Permit/Site.*

Sample Appearance: CLEAR — Odor: ____ — Color: NONE — Other: NO SHEEN

Weather Conditions (required daily, or as conditions change): Direction/Speed: CALM — Outlook: P.C. 75°F — Precipitation: Y or (N)

Specific Comments (including purge/well volume calculations if required):

FIELD COMMENTS

CALC: 133.93 - 31.77 = 102.16 x 0.163 = 16.65 gallon

FLOW: 71 x 4 = 284 ÷ 60 = 4.73 ∴ 0.21 gpm

ACTUAL: 24 ÷ 4.73 = 5.07 gallon

0755

I certify that sampling procedures were in accordance with applicable EPA, State, and WM protocols (if more than one sampler, all should sign):

Date	Name	Signature	Company
6/30/09	DAN ARMOUR		PRO-TECH

DISTRIBUTION: WHITE/ORIGINAL - Stays with Sample, YELLOW - Returned to Client, PINK - Field Copy

FIELD INFORMATION FORM

WASTE MANAGEMENT

Site Name: VISTA

Site No.: ____ Sample Point: MW-6AR (Sample ID)

This Waste Management Field Information Form is Required
This form is to be completed, in addition to any State Forms. The Field Form is submitted along with the Chain of Custody Forms that accompany the sample containers (i.e. with the cooler that is returned to the laboratory).

Laboratory Use Only/Lab ID: 006 007

PURGE INFO

PURGE DATE (MM DD YY)	PURGE TIME (2400 Hr Clock)	ELAPSED HRS (hrs:min)	WATER VOL IN CASING (Gallons)	ACTUAL VOL PURGED (Gallons)	WELL VOLs PURGED
063009	0658	1:19	36	34	09

Note: For Passive Sampling, replace "Water Vol in Casing" and "Well Vols Purged" w/ Water Vol in Tubing/Flow Cell and Tubing/Flow Cell Vols Purged. Mark changes, record field data, below.

PURGE/SAMPLE EQUIPMENT

Purging and Sampling Equipment ... Dedicated: (Y) or N

Filter Device: Y or (N) 0.45 µ or ____ µ (circle or fill in)

Purging Device: C

Sampling Device: C

A- Submersible Pump, B-Peristaltic Pump, C-QED Bladder Pump, D-Bailer, E-Piston Pump, F-Dipper/Bottle

Filter Type: -

A-In-line Disposable, B-Pressure, C-Vacuum, X-Other ____

X-Other: ____

Sample Tube Type: A

A-Teflon, B-Stainless Steel, C-PVC, D-Polypropylene, X-Other: ____

WELL DATA

Well Elevation (at TOC): 1041.1 (ft/msl)

Depth to Water (DTW) (from TOC): 50.00 (ft)

Groundwater Elevation (site datum, from TOC): 541.1 (ft/msl)

Total Well Depth (from TOC): 72.35 (ft)

Stick Up (from ground elevation): ____ (ft)

Casing ID: 2 (in)

Casing Material: PVC

Note: Total Well Depth, Stick Up, Casing Id, etc. are optional and can be from historical data, unless required by Site/Permit. Well Elevation, DTW, and Groundwater Elevation must be current.

STABILIZATION DATA (Optional)

Sample Time (2400 Hr Clock)	Rate/Unit gpm	pH (std)	Conductance (SC/EC) (µmhos/cm @ 25 °C)	Temp. (°C)	Turbidity (ntu)	D.O. (mg/L - ppm)	eH/ORP (mV)	DTW (ft)
0710	0.18 1st	6.10 1st	203 1st	24.1	34	1.7	870	
0713	0.18 2nd	6.12 2nd	204 2nd	24.1	31	1.6	850	
0716	0.18 3rd	6.12 3rd	204 3rd	24.1	30	1.6	840	
	4th	4th						
Suggested range for 3 consec. readings or note Permit/State requirements:		+/- 0.2	+/- 3%	--	--	+/- 10%	+/- 25 mV	Stabilize

Stabilization Data Fields are Optional *(i.e. complete stabilization readings for parameters required by WM, Site, or State). These fields can be used where four (4) field measurements are required by State/Permit/Site. If a Data Logger or other Electronic format is used, fill in final readings below and submit electronic data separately to Site. If more fields above are needed, use separate sheet or form.*

FIELD DATA

SAMPLE DATE (MM DD YY)	pH (std)	CONDUCTANCE (umhos/cm @ 25°C)	TEMP. (°C)	TURBIDITY (ntu)	DO (mg/L-ppm)	eH/ORP (mV)	Other: ____ Units ____
063009	6.12	204	24.1	30	1.6	840	

Final Field Readings are required *(i.e. record field measurements, final stabilized readings, passive sample readings before sampling for all field parameters required by State/Permit/Site.*

FIELD COMMENTS

Sample Appearance: CLEAR Odor: ____ Color: NONE Other: NO sheen

Weather Conditions (required daily, or as conditions change): Direction/Speed: CALM Outlook: P.C, 70'F Precipitation: Y or (N)

Specific Comments (including purge/well volume calculations if required):

CALC: 72.35 - 50.00 = 22.35 x 0.163 = 3.64 gallon

FLOW: 84 x 4 = 336 ÷ 60 = 5.6 :: 0.18 gpm

ACTUAL: 19 ÷ 5.6 = 3.39 gallon 0717

I certify that sampling procedures were in accordance with applicable EPA, State, and WM protocols (if more than one sampler, all should sign):

Date	Name	Signature	Company
6/30/09	DAN ARMOUR		PRO-TECH

DISTRIBUTION: WHITE/ORIGINAL - Stays with Sample, YELLOW - Returned to Client, PINK - Field Copy

TAL-8029WM (0108)

FIELD INFORMATION FORM

WASTE MANAGEMENT

Site Name: VISTA

Site No.:

Sample Point: MW-6BR (Sample ID)

This Waste Management Field Information Form is Required
This form is to be completed, in addition to any State Forms. The Field Form is submitted along with the Chain of Custody Forms that accompany the sample containers (i.e. with the cooler that is returned to the laboratory).

Laboratory Use Only/Lab ID: 001 ~~008~~ 4R

PURGE INFO

PURGE DATE (MM DD YY)	PURGE TIME (2400 Hr Clock)	ELAPSED HRS (hrs:min)	WATER VOL IN CASING (Gallons)	ACTUAL VOL PURGED (Gallons)	WELL VOLs PURGED
063009	0625	21	69	41	06

Note: For Passive Sampling, replace "Water Vol in Casing" and "Well Vols Purged" w/ Water Vol in Tubing/Flow Cell and Tubing/Flow Cell Vols Purged. Mark changes, record field data, below.

PURGE/SAMPLE EQUIPMENT

Purging and Sampling Equipment ... Dedicated: Y or N

Filter Device: Y or N — 0.45 µ or ____ µ (circle or fill in)

Purging Device: C — A- Submersible Pump, B-Peristaltic Pump, C-QED Bladder Pump, D-Bailer, E-Piston Pump, F-Dipper/Bottle

Sampling Device: C

X-Other:

Filter Type: — A-In-line Disposable, B-Pressure, C-Vacuum, X-Other

Sample Tube Type: A — A-Teflon, B-Stainless Steel, C-PVC, D-Polypropylene, X-Other:

WELL DATA

Well Elevation (at TOC): 10399 (ft/msl)

Depth to Water (DTW) (from TOC): 4989 (ft)

Groundwater Elevation (site datum, from TOC): 5410 (ft/msl)

Total Well Depth (from TOC): 9248 (ft)

Stick Up (from ground elevation): ____ (ft)

Casing ID: 2 (in)

Casing Material: PVC

Note: Total Well Depth, Stick Up, Casing Id, etc. are optional and can be from historical data, unless required by Site/Permit. Well Elevation, DTW, and Groundwater Elevation must be current.

STABILIZATION DATA (Optional)

Sample Time (2400 Hr Clock)	Rate/Unit gpm	pH (std)	Conductance (SC/EC) (µmhos/cm @ 25 °C)	Temp. (°C)	Turbidity (ntu)	D.O. (mg/L - ppm)	eH/ORP (mV)	DTW (ft)
06:36	0.2 1st	769 1st	239	236	136	08	620	
06:39	0.2 2nd	771 2nd	239	236	113	08	600	
06:42	0.2 3rd	772 3rd	240	236	104	08	600	
06:45	0.2 4th	773 4th	240	236	108	08	580	
Suggested range for 3 consec. readings or note Permit/State requirements:		+/- 0.2	+/- 3%	--	--	+/- 10%	+/- 25 mV	Stabilize

Stabilization Data Fields are Optional *(i.e. complete stabilization readings for parameters required by WM, Site, or State). These fields can be used where four (4) field measurements are required by State/Permit/Site. If a Data Logger or other Electronic format is used, fill in final readings below and submit electronic data separately to Site. If more fields above are needed, use separate sheet or form.*

FIELD DATA

SAMPLE DATE (MM DD YY)	pH (std)	CONDUCTANCE (umhos/cm @ 25°C)	TEMP. (°C)	TURBIDITY (ntu)	DO (mg/L-ppm)	eH/ORP (mV)	Other: ____ Units ____
063009	773	240	236	108	08	580	

Final Field Readings are required *(i.e. record field measurements, final stabilized readings, passive sample readings before sampling for all field parameters required by State/Permit/Site.*

FIELD COMMENTS

Sample Appearance: CLEAR — Odor: ____ — Color: NONE — Other: NO Sheen

Weather Conditions (required daily, or as conditions change): Direction/Speed: ~~PC~~ CALM — Outlook: P.C. 70°C — Precipitation: Y or N

Specific Comments (including purge/well volume calculations if required):

CALC: 92.48 - 49.89 = 42.59 x 0.163 = 6.94 gallon

FLOW: 76 x 4 = 304 ÷ 60 = 5.067 ∴ 0.2 gpm

ACTUAL: 21 ÷ 5.067 = 4.14 gallon 0646

I certify that sampling procedures were in accordance with applicable EPA, State, and WM protocols (if more than one sampler, all should sign):

Date	Name	Signature	Company
6/30/09	DAN ARMOUR	[signature]	PRO-TECH

DISTRIBUTION: WHITE/ORIGINAL - Stays with Sample, YELLOW - Returned to Client, PINK - Field Copy

TAL-8029WM (0108)

FIELD INFORMATION FORM

WASTE MANAGEMENT

Site Name: VISTA

Site No.: ____ Sample Point: EB (Sample ID)

This Waste Management Field Information Form is Required
This form is to be completed, in addition to any State Forms. The Field Form is submitted along with the Chain of Custody Forms that accompany the sample containers (i.e. with the cooler that is returned to the laboratory).

Laboratory Use Only/Lab ID: 008 [illegible]

PURGE INFO

PURGE DATE (MM DD YY)	PURGE TIME (2400 Hr Clock)	ELAPSED HRS (hrs:min)	WATER VOL IN CASING (Gallons)	ACTUAL VOL PURGED (Gallons)	WELL VOLs PURGED
063009	1046				

Note: For Passive Sampling, replace "Water Vol in Casing" and "Well Vols Purged" w/ Water Vol in Tubing/Flow Cell and Tubing/Flow Cell Vols Purged. Mark changes, record field data, below.

PURGE/SAMPLE EQUIPMENT

Purging and Sampling Equipment ... Dedicated: (Y) or N

Filter Device: Y or (N) 0.45 µ or ____ µ (circle or fill in)

Purging Device: —
A- Submersible Pump D-Bailer
B-Peristaltic Pump E-Piston Pump
C-QED Bladder Pump F-Dipper/Bottle

Sampling Device: X

X-Other: Sample Bottles

Filter Type: A-In-line Disposable C-Vacuum B-Pressure X-Other ____

Sample Tube Type: A-Teflon C-PVC X-Other: ____ B-Stainless Steel D-Polypropylene

WELL DATA

Well Elevation (at TOC) ____ (ft/msl)

Depth to Water (DTW) (from TOC) ____ (ft)

Groundwater Elevation (site datum, from TOC) ____ (ft/msl)

Total Well Depth (from TOC) ____ (ft)

Stick Up (from ground elevation) ____ (ft)

Casing ID ____ (in)

Casing Material ____

Note: Total Well Depth, Stick Up, Casing Id, etc. are optional and can be from historical data, unless required by Site/Permit. Well Elevation, DTW, and Groundwater Elevation must be current.

STABILIZATION DATA (Optional)

Sample Time (2400 Hr Clock)	Rate/Unit	pH (std)	Conductance (SC/EC) (µmhos/cm @ 25 °C)	Temp. (°C)	Turbidity (ntu)	D.O. (mg/L - ppm)	eH/ORP (mV)	DTW (ft)
		1st	1st					
		2nd	2nd					
		3rd	3rd					
		4th	4th					
Suggested range for 3 consec. readings or note Permit/State requirements:		+/- 0.2	+/- 3%	--	--	+/- 10%	+/- 25 mV	Stabilize

Stabilization Data Fields are Optional *(i.e. complete stabilization readings for parameters required by WM, Site, or State). These fields can be used where four (4) field measurements are required by State/Permit/Site. If a Data Logger or other Electronic format is used, fill in final readings below and submit electronic data separately to Site. If more fields above are needed, use separate sheet or form.*

FIELD DATA

SAMPLE DATE (MM DD YY)	pH (std)	CONDUCTANCE (umhos/cm @ 25°C)	TEMP. (°C)	TURBIDITY (ntu)	✓ DO (mg/L-ppm)	eH/ORP (mV)	Other: ____ Units ____
063009	6.78	2	27.4	01	5.7		

Final Field Readings are required *(i.e. record field measurements, final stabilized readings, passive sample readings before sampling for all field parameters required by State/Permit/Site.*

Sample Appearance: CLEAR Odor: ____ Color: NONE Other: NO SHEEN

Weather Conditions (required daily, or as conditions change): Direction/Speed: SE 0-5 Outlook: Cloudy 80s Precipitation: Y or (N)

Specific Comments (including purge/well volume calculations if required):

FIELD COMMENTS

EQUIPMENT BLANK COMPLETED WITH D.I. WATER PROVIDED BY TEST AMERICA. 1040

I certify that sampling procedures were in accordance with applicable EPA, State, and WM protocols (if more than one sampler, all should sign):

Date	Name	Signature	Company
6/30/09	DAN ARMOUR	[signature]	PRO TECH

DISTRIBUTION: WHITE/ORIGINAL - Stays with Sample, YELLOW - Returned to Client, PINK - Field Copy

TAL-8029WM (0108)

FIELD INFORMATION FORM

WASTE MANAGEMENT

Site Name: VISTA

Site No.: | Sample Point: FB (Sample ID)

This Waste Management Field Information Form is Required
This form is to be completed, in addition to any State Forms. The Field Form is submitted along with the Chain of Custody Forms that accompany the sample containers (i.e. with the cooler that is returned to the laboratory).

Laboratory Use Only/Lab ID: 009 [illegible]

PURGE INFO

PURGE DATE (MM DD YY)	PURGE TIME (2400 Hr Clock)	ELAPSED HRS (hrs:min)	WATER VOL IN CASING (Gallons)	ACTUAL VOL PURGED (Gallons)	WELL VOLs PURGED
063009	1110				

Note: For Passive Sampling, replace "Water Vol in Casing" and "Well Vols Purged" w/ Water Vol in Tubing/Flow Cell and Tubing/Flow Cell Vols Purged. Mark changes, record field data, below.

PURGE/SAMPLE EQUIPMENT

Purging and Sampling Equipment ... Dedicated: (Y) or N

Filter Device: Y or (N) 0.45 µ or ____ µ (circle or fill in)

Purging Device: ~

Sampling Device: X

A- Submersible Pump, B-Peristaltic Pump, C-QED Bladder Pump, D-Bailer, E-Piston Pump, F-Dipper/Bottle

Filter Type: A-In-line Disposable, B-Pressure, C-Vacuum, X-Other ____

X-Other: Sample Bottles

Sample Tube Type: A-Teflon, B-Stainless Steel, C-PVC, D-Polypropylene, X-Other: ____

WELL DATA

Well Elevation (at TOC) (ft/msl) | Depth to Water (DTW) (from TOC) (ft) | Groundwater Elevation (site datum, from TOC) (ft/msl)

Total Well Depth (from TOC) (ft) | Stick Up (from ground elevation) (ft) | Casing ID (in) | Casing Material

Note: Total Well Depth, Stick Up, Casing Id, etc. are optional and can be from historical data, unless required by Site/Permit. Well Elevation, DTW, and Groundwater Elevation must be current.

STABILIZATION DATA (Optional)

Sample Time (2400 Hr Clock)	Rate/Unit	pH (std)	Conductance (SC/EC) (µmhos/cm @ 25 °C)	Temp. (°C)	Turbidity (ntu)	D.O. (mg/L - ppm)	eH/ORP (mV)	DTW (ft)
		1st	1st					
		2nd	2nd					
		3rd	3rd					
		4th	4th					
Suggested range for 3 consec. readings or note Permit/State requirements:		+/- 0.2	+/- 3%	--	--	+/- 10%	+/- 25 mV	Stabilize

Stabilization Data Fields are Optional *(i.e. complete stabilization readings for parameters required by WM, Site, or State). These fields can be used where four (4) field measurements are required by State/Permit/Site. If a Data Logger or other Electronic format is used, fill in final readings below and submit electronic data separately to Site. If more fields above are needed, use separate sheet or form.*

FIELD DATA

SAMPLE DATE (MM DD YY)	pH (std)	CONDUCTANCE (umhos/cm @ 25°C)	TEMP. (°C)	TURBIDITY (ntu)	DO (mg/L-ppm)	eH/ORP (mV)	Other: ____ Units ____
063009	681	2	25	00	57		

Final Field Readings are required *(i.e. record field measurements, final stabilized readings, passive sample readings before sampling for all field parameters required by State/Permit/Site.*

Sample Appearance: CLEAR Odor: ____ Color: NONE Other: NO SHEEN

Weather Conditions (required daily, or as conditions change): Direction/Speed: SE 0-5 Outlook: Cloudy 80°F Precipitation: Y or (N)

Specific Comments (including purge/well volume calculations if required):

FIELD COMMENTS

FIELD BLANK COMPLETED WITH D.I. WATER PROVIDED BY TEST AMERICA.

1100

I certify that sampling procedures were in accordance with applicable EPA, State, and WM protocols (if more than one sampler, all should sign):

Date	Name	Signature	Company
6/30/09	DAN ARMOUR	[signature]	PRO-TECH

DISTRIBUTION: WHITE/ORIGINAL - Stays with Sample, YELLOW - Returned to Client, PINK - Field Copy

FIELD INFORMATION FORM

WASTE MANAGEMENT

Site Name: Vista

Site No.: ____ Sample Point: MW-01B (Sample ID)

This Waste Management Field Information Form is Required
This form is to be completed, in addition to any State Forms. The Field Form is submitted along with the Chain of Custody Forms that accompany the sample containers (i.e. with the cooler that is returned to the laboratory).

Laboratory Use Only/Lab ID: 011

PURGE INFO

PURGE DATE (MM DD YY)	PURGE TIME (2400 Hr Clock)	ELAPSED HRS (hrs:min)	WATER VOL IN CASING (Gallons)	ACTUAL VOL PURGED (Gallons)	WELL VOLs PURGED
063009	1120	120	72	37	05

Note: For Passive Sampling, replace "Water Vol in Casing" and "Well Vols Purged" w/ Water Vol in Tubing/Flow Cell and Tubing/Flow Cell Vols Purged. Mark changes, record field data, below.

PURGE/SAMPLE EQUIPMENT

Purging and Sampling Equipment ... Dedicated: (Y) or N

Purging Device: C — A- Submersible Pump, B-Peristaltic Pump, C-QED Bladder Pump, D-Bailer, E-Piston Pump, F-Dipper/Bottle

Sampling Device: C

X-Other:

Filter Device: Y or (N) 0.45 µ or ____ µ (circle or fill in)

Filter Type: —

Sample Tube Type: A — A-Teflon, B-Stainless Steel, C-PVC, D-Polypropylene, A-In-line Disposable, B-Pressure, C-Vacuum, X-Other

WELL DATA

Well Elevation (at TOC)	Depth to Water (DTW) (from TOC)	Groundwater Elevation (site datum, from TOC)
1095.3 (ft/msl)	52.83 (ft)	56.70 (ft/msl)

Total Well Depth (from TOC)	Stick Up (from ground elevation)	Casing ID	Casing Material
96.78 (ft)	____ (ft)	2 (in)	PVC

Note: Total Well Depth, Stick Up, Casing Id, etc. are optional and can be from historical data, unless required by Site/Permit. Well Elevation, DTW, and Groundwater Elevation must be current.

STABILIZATION DATA (Optional)

Sample Time (2400 Hr Clock)	Rate/Unit	pH (std)	Conductance (SC/EC) (µmhos/cm @ 25 °C)	Temp. (°C)	Turbidity (ntu)	D.O. (mg/L - ppm)	eH/ORP (mV)	DTW (ft)
1133	0.19 1st	7.36 1st	176 1st	23.7	4.1	1.3	180	
1136	0.19 2nd	7.38 2nd	174 2nd	23.7	3.6	1.4	190	
1139	0.19 3rd	7.36 3rd	173 3rd	23.7	3.5	1.3	220	
	4th	4th	4th					
Suggested range for 3 consec. readings or note Permit/State requirements:		+/- 0.2	+/- 3%	--	--	+/- 10%	+/- 25 mV	Stabilize

Stabilization Data Fields are Optional *(i.e. complete stabilization readings for parameters required by WM, Site, or State). These fields can be used where four (4) field measurements are required by State/Permit/Site. If a Data Logger or other Electronic format is used, fill in final readings below and submit electronic data separately to Site. If more fields above are needed, use separate sheet or form.*

FIELD DATA

SAMPLE DATE (MM DD YY)	pH (std)	CONDUCTANCE (umhos/cm @ 25°C)	TEMP. (°C)	TURBIDITY (ntu)	DO (mg/L-ppm)	eH/ORP (mV)	Other: ____ Units ____
063009	736	173	237	35	13	220	

Final Field Readings are required *(i.e. record field measurements, final stabilized readings, passive sample readings before sampling for all field parameters required by State/Permit/Site.*

FIELD COMMENTS

Sample Appearance: CLEAR Odor: ____ Color: NONE Other: NO Sheen

Weather Conditions (required daily, or as conditions change): Direction/Speed: SE 0-5 Outlook: Cloudy 80°F Precipitation: Y or (N)

Specific Comments (including purge/well volume calculations if required):

CALC: 96.78 − 52.83 = 43.95 × 0.163 = 7.16 gal/ln

FLOW: 81 × 4 = 324 ÷ 60 = 5.4 ∴ 0.185 gpm

ACTUAL: 20 ÷ 5.4 = 3.70 gal/ln

1140

I certify that sampling procedures were in accordance with applicable EPA, State and WM protocols (if more than one sampler, all should sign):

Date	Name	Signature	Company
6/30/09	DAN ARMOUR		PRO-TECH

DISTRIBUTION: WHITE/ORIGINAL - Stays with Sample, YELLOW - Returned to Client, PINK - Field Copy

TAL-8029WM (0108)

TestAmerica

THE LEADER IN ENVIRONMENTAL TESTING

ANALYTICAL REPORT

TestAmerica Laboratories, Inc.

Project No. Site FL26

Vista LF

Lot #: D9H050142

Paul Bermillo

Waste Management, Inc.
7382 Talona Drive
West Melbourne, FL 32904

Cc: Kenneth Guilbeault

TestAmerica Laboratories, Inc. Denver

Laura Fiche
for Danielle Fougere
Project Manager

August 18, 2009

Table Of Contents

Standard Deliverables

Report Contents	Total Number of Pages

Standard Deliverables

*The **Cover Letter** and the **Report Cover** page are considered integral parts of this Standard Deliverable package. This report is incomplete unless all pages indicated in this Table of Contents are included.*

- **Table of Contents**
- **Case Narrative**
- **Executive Summary – Detection Highlights**
- **Methods Summary**
- **Method/Analyst Summary**
- **Lot Sample Summary**
- **Analytical Results**
- **QC Data Association Summary**
- **QC Evaluation and/or Data Reports**
- **Chain-of-Custody**

Case Narrative

Enclosed is the report for six samples received on August 5, 2009 at TestAmerica Laboratories, Inc's Denver Laboratory. The results included in this report have been reviewed for compliance with TestAmerica's Laboratory Quality Manual. The results relate only to the samples in this report and meet all requirements of NELAC and any exceptions are noted below. TestAmerica Denver's Florida certification number is E87667.

This report may include reporting limits (RLs) less than TestAmerica Denver's standard reporting limit. The reported sample results and associated reporting limits are being used specifically to meet the needs of this project. Note that data are not normally reported to these levels without qualification because they are inherently less reliable and potentially less defensible than required by the latest industry standards.

Dilution factors and footnotes have been provided to assist in the interpretation of the results. Each sample was analyzed to achieve the lowest possible reporting limit within the constraints of the method. In some cases, due to interference or analytes present at concentrations above the linear calibration curve, samples were diluted. For diluted samples, the reporting limits are adjusted relative to the dilution required.

TestAmerica utilizes USEPA approved methods in all analytical work. The samples presented in this report were analyzed for the parameters listed on the analytical methods summary page in accordance with the methods indicated. A summary of quality control parameters is provided below.

At the request of the client, this report has not been paginated, which is contrary to NELAC reporting requirements. This report shall not be reproduced except in full, without the written approval of the laboratory.

Quality Control Summary for Lot# D9H050142

Sample Receiving

The cooler temperature upon receipt at the Denver laboratory was 2.7°C.

All sample bottles were received in acceptable condition.

Holding Times

All holding times were met.

Method Blanks

All Method Blanks were within established control limits.

Laboratory Control Samples (LCS)

All Laboratory Control Sample results were within established control limits.

Matrix Spike (MS) and Matrix Spike Duplicate (MSD)

The percent recoveries and the relative percent difference of the MS/MSD performed on a sample from another customer were not calculated for Iron and Manganese because the sample concentration was greater than four times the spike amount.

All other MS and MSD sample results were within established control limits.

General Chemistry

Each sample is analyzed to achieve the lowest possible reporting limits within the constraints of the method. Due to high analyte levels sample MW-6AR was analyzed at a dilution. The reporting limits have been adjusted relative to the dilution required. The associated sample result has been flagged with a "Q".

EXECUTIVE SUMMARY - Detection Highlights

D9H050142

PARAMETER	RESULT	REPORTING LIMIT	UNITS	ANALYTICAL METHOD
MW-6AR 08/04/09 12:27 001				
Groundwater Elevation	55.56		ft/msl	NONE GW Elevation
Nitrate	11 Q	2.5	mg/L	MCAWW 300.0A
Field Temperature	24.6	--	deg C	MCAWW 170.1
Field pH	6.18	0.1	No Units	MCAWW 150.1
Field Conductivity	174	1	umhos/cm	MCAWW 120.1
Field Dissolved Oxygen	1.9	0.5	mg/L	MCAWW 360.1
Field Turbidity	2.5	0.5	NTU	MCAWW 180.1
MW-2B 08/04/09 12:59 002				
Iron	430	100	ug/L	SW846 6010B
Groundwater Elevation	54.77		ft/msl	NONE GW Elevation
Field Temperature	24.4	--	deg C	MCAWW 170.1
Field pH	7.77	0.1	No Units	MCAWW 150.1
Field Conductivity	129	1	umhos/cm	MCAWW 120.1
Field Dissolved Oxygen	1.0	0.5	mg/L	MCAWW 360.1
Field Turbidity	10.1	0.5	NTU	MCAWW 180.1
MW-5B 08/04/09 14:18 003				
Iron	150	100	ug/L	SW846 6010B
Aluminum	450	100	ug/L	SW846 6010B
Groundwater Elevation	54.80		ft/msl	NONE GW Elevation
Field Temperature	25.0	--	deg C	MCAWW 170.1
Field pH	7.47	0.1	No Units	MCAWW 150.1
Field Conductivity	191	1	umhos/cm	MCAWW 120.1
Field Dissolved Oxygen	0.4	0.5	mg/L	MCAWW 360.1
Field Turbidity	4.0	0.5	NTU	MCAWW 180.1
MW-7B 08/04/09 13:47 004				
Groundwater Elevation	56.36		ft/msl	NONE GW Elevation
Field Temperature	24.7	--	deg C	MCAWW 170.1
Field pH	7.75	0.1	No Units	MCAWW 150.1
Field Conductivity	127	1	umhos/cm	MCAWW 120.1
Field Dissolved Oxygen	0.6	0.5	mg/L	MCAWW 360.1

(Continued on next page)

EXECUTIVE SUMMARY - Detection Highlights

D9H050142

PARAMETER	RESULT	REPORTING LIMIT	UNITS	ANALYTICAL METHOD
MW-7B 08/04/09 13:47 004				
Field Turbidity	18.4	0.5	NTU	MCAWW 180.1
MW-FL1 08/04/09 15:37 005				
Iron	29 B	100	ug/L	SW846 6010B
Aluminum	57 B	100	ug/L	SW846 6010B
Manganese	15	10	ug/L	SW846 6010B
Groundwater Elevation	55.06		ft/msl	NONE GW Elevation
Field Temperature	24.1	--	deg C	MCAWW 170.1
Field pH	7.33	0.1	No Units	MCAWW 150.1
Field Conductivity	260	1	umhos/cm	MCAWW 120.1
Field Dissolved Oxygen	0.3	0.5	mg/L	MCAWW 360.1
Field Turbidity	9.2	0.5	NTU	MCAWW 180.1
MW-FL3 08/04/09 14:50 006				
Manganese	44	10	ug/L	SW846 6010B
Groundwater Elevation	55.09		ft/msl	NONE GW Elevation
Field Temperature	24.4	--	deg C	MCAWW 170.1
Field pH	7.56	0.1	No Units	MCAWW 150.1
Field Conductivity	253	1	umhos/cm	MCAWW 120.1
Field Dissolved Oxygen	0.0	0.5	mg/L	MCAWW 360.1
Field Turbidity	3.3	0.5	NTU	MCAWW 180.1

METHODS SUMMARY

D9H050142

PARAMETER	ANALYTICAL METHOD	PREPARATION METHOD
Field pH	MCAWW 150.1	MCAWW 150.1
Field Conductivity	MCAWW 120.1	MCAWW 120.1
Field Dissolved Oxygen	MCAWW 360.1	
Field Temperature	MCAWW 170.1	MCAWW 170.1
Field Turbidity	MCAWW 180.1	
Inductively Coupled Plasma (ICP) Metals	SW846 6010B	SW846 3005A
Nitrate as N	MCAWW 300.0A	MCAWW 300.0A

References:

MCAWW "Methods for Chemical Analysis of Water and Wastes", EPA-600/4-79-020, March 1983 and subsequent revisions.

NONE

SW846 "Test Methods for Evaluating Solid Waste, Physical/Chemical Methods", Third Edition, November 1986 and its updates.

METHOD / ANALYST SUMMARY

D9H050142

ANALYTICAL METHOD	ANALYST	ANALYST ID
MCAWW 120.1	Outside Lab	OUT
MCAWW 150.1	Outside Lab	OUT
MCAWW 170.1	Outside Lab	OUT
MCAWW 180.1	Outside Lab	OUT
MCAWW 300.0A	Ewa Kudla	001167
MCAWW 360.1	Outside Lab	OUT
NONE GW Elevation	Outside Lab	OUT
SW846 6010B	David Wells	5099
SW846 6010B	Lynn-Anne Trudell	6645

References:

MCAWW "Methods for Chemical Analysis of Water and Wastes", EPA-600/4-79-020, March 1983 and subsequent revisions.

NONE

SW846 "Test Methods for Evaluating Solid Waste, Physical/Chemical Methods", Third Edition, November 1986 and its updates.

SAMPLE SUMMARY

D9H050142

WO #	SAMPLE#	CLIENT SAMPLE ID	SAMPLED DATE	SAMP TIME
LHJHM	001	MW-6AR	08/04/09	12:27
LHJHT	002	MW-2B	08/04/09	12:59
LHJH1	003	MW-5B	08/04/09	14:18
LHJH3	004	MW-7B	08/04/09	13:47
LHJH5	005	MW-FL1	08/04/09	15:37
LHJH7	006	MW-FL3	08/04/09	14:50

NOTE(S):

- The analytical results of the samples listed above are presented on the following pages.
- All calculations are performed before rounding to avoid round-off errors in calculated results.
- Results noted as "ND" were not detected at or above the stated limit.
- This report must not be reproduced, except in full, without the written approval of the laboratory.
- Results for the following parameters are never reported on a dry weight basis: color, corrosivity, density, flashpoint, ignitability, layers, odor, paint filter test, pH, porosity pressure, reactivity, redox potential, specific gravity, spot tests, solids, solubility, temperature, viscosity, and weight.

Waste Management

Client Sample ID: MW-2B

TOTAL Metals

Lot-Sample #...: D9H050142-002 **Matrix.....:** GW
Date Sampled...: 08/04/09 12:59 **Date Received..:** 08/05/09

PARAMETER	RESULT	REPORTING LIMIT	UNITS	METHOD	PREPARATION-ANALYSIS DATE	WORK ORDER #
Prep Batch #...: 9220061						
Iron	**430**	**100**	**ug/L**	**SW846 6010B**	**08/10-08/11/09**	**LHJHT1AA**
		Dilution Factor: 1		Analysis Time..: 15:44	MDL.....: 22	

Waste Management

Client Sample ID: MW-5B

TOTAL Metals

Lot-Sample #...: D9H050142-003 **Matrix.....:** GW
Date Sampled...: 08/04/09 14:18 **Date Received..:** 08/05/09

PARAMETER	RESULT	REPORTING LIMIT	UNITS	METHOD	PREPARATION-ANALYSIS DATE	WORK ORDER #
Prep Batch #...: 9220061						
Iron	**150**	**100**	**ug/L**	**SW846 6010B**	**08/10-08/11/09**	**LHJH11AA**
		Dilution Factor: 1		Analysis Time..: 15:46	MDL.....: 22	
Aluminum	**450**	**100**	**ug/L**	**SW846 6010B**	**08/10-08/13/09**	**LHJH11AC**
		Dilution Factor: 1		Analysis Time..: 11:14	MDL.....: 18	

Waste Management

Client Sample ID: MW-7B

TOTAL Metals

Lot-Sample #...: D9H050142-004 **Matrix.....:** GW
Date Sampled...: 08/04/09 13:47 **Date Received..:** 08/05/09

PARAMETER	RESULT	REPORTING LIMIT	UNITS	METHOD	PREPARATION-ANALYSIS DATE	WORK ORDER #
Prep Batch #...: 9220061						
Cadmium	ND	5.0	ug/L	SW846 6010B	08/10-08/11/09	LHJH31AC
		Dilution Factor: 1		Analysis Time..: 15:48	MDL.....: 0.45	
Lead	ND	9.0	ug/L	SW846 6010B	08/10-08/11/09	LHJH31AD
		Dilution Factor: 1		Analysis Time..: 15:48	MDL.....: 2.6	

Waste Management

Client Sample ID: MW-7B

DISSOLVED Metals

Lot-Sample #...: D9H050142-004 **Matrix.....:** GW
Date Sampled...: 08/04/09 13:47 **Date Received..:** 08/05/09

PARAMETER	RESULT	REPORTING LIMIT	UNITS	METHOD	PREPARATION-ANALYSIS DATE	WORK ORDER #
Prep Batch #...: 9218425						
Lead	ND	9.0	ug/L	SW846 6010B	08/07/09	LHJH31AA
		Dilution Factor: 1		Analysis Time..: 15:42	MDL.....: 2.6	
Cadmium	ND	5.0	ug/L	SW846 6010B	08/07/09	LHJH31AE
		Dilution Factor: 1		Analysis Time..: 15:42	MDL.....: 0.45	

Waste Management

Client Sample ID: MW-FL1

TOTAL Metals

Lot-Sample #...: D9H050142-005 **Matrix.....:** GW
Date Sampled...: 08/04/09 15:37 **Date Received..:** 08/05/09

PARAMETER	RESULT	REPORTING LIMIT	UNITS	METHOD	PREPARATION-ANALYSIS DATE	WORK ORDER #
Prep Batch #...: 9220061						
Iron	**29 B**	**100**	**ug/L**	**SW846 6010B**	**08/10-08/11/09**	**LHJH51AA**
		Dilution Factor: 1		Analysis Time..: 15:59	MDL.....: 22	
Aluminum	**57 B**	**100**	**ug/L**	**SW846 6010B**	**08/10-08/13/09**	**LHJH51AC**
		Dilution Factor: 1		Analysis Time..: 11:17	MDL.....: 18	
Manganese	**15**	**10**	**ug/L**	**SW846 6010B**	**08/10-08/11/09**	**LHJH51AD**
		Dilution Factor: 1		Analysis Time..: 15:59	MDL.....: 0.25	

NOTE(S):

B Estimated result. Result is less than RL.

Waste Management

Client Sample ID: MW-FL3

TOTAL Metals

Lot-Sample #...: D9H050142-006 **Matrix.....:** GW
Date Sampled...: 08/04/09 14:50 **Date Received..:** 08/05/09

PARAMETER	RESULT	REPORTING LIMIT	UNITS	METHOD	PREPARATION-ANALYSIS DATE	WORK ORDER #
Prep Batch #...: 9220061						
Manganese	**44**	**10**	**ug/L**	**SW846 6010B**	**08/10-08/11/09**	**LHJH71AA**
		Dilution Factor: 1		Analysis Time..: 16:02	MDL.....: 0.25	

Waste Management

Client Sample ID: MW-6AR

General Chemistry

Lot-Sample #...: D9H050142-001 **Work Order #...:** LHJHM **Matrix.....:** GW
Date Sampled...: 08/04/09 12:27 **Date Received..:** 08/05/09

PARAMETER	RESULT	RL	UNITS	METHOD	PREPARATION-ANALYSIS DATE	PREP BATCH #
Field pH	**6.18**	**0.1**	**No Units**	**MCAWW 150.1**	**08/04/09**	**9217425**
	Dilution Factor: 1			Analysis Time..: 12:27	MDL.....:	
Field Conductivity	**174**	**1**	**umhos/cm**	**MCAWW 120.1**	**08/04/09**	**9217425**
	Dilution Factor: 1			Analysis Time..: 12:27	MDL.....:	
Field Dissolved Oxygen	**1.9**	**0.5**	**mg/L**	**MCAWW 360.1**	**08/04/09**	**9217425**
	Dilution Factor: 1			Analysis Time..: 12:27	MDL.....: 0.01	
Field Temperature	**24.6**	**--**	**deg C**	**MCAWW 170.1**	**08/04/09**	**9217425**
	Dilution Factor: 1			Analysis Time..: 12:27	MDL.....:	
Field Turbidity	**2.5**	**0.5**	**NTU**	**MCAWW 180.1**	**08/04/09**	**9217425**
	Dilution Factor: 1			Analysis Time..: 12:27	MDL.....:	
Groundwater Elevation	**55.56**		**ft/msl**	**NONE GW Elevation**	**08/04/09**	**9217425**
	Dilution Factor: 1			Analysis Time..: 12:27	MDL.....:	
Nitrate	**11 Q**	**2.5**	**mg/L**	**MCAWW 300.0A**	**08/05/09**	**9218191**
	Dilution Factor: 5			Analysis Time..: 20:17	MDL.....: 0.21	

NOTE(S):

RL Reporting Limit

Q Elevated reporting limit. The reporting limit is elevated due to high analyte levels.

Waste Management

Client Sample ID: MW-2B

General Chemistry

Lot-Sample #...: D9H050142-002 **Work Order #...:** LHJHT **Matrix.....:** GW
Date Sampled...: 08/04/09 12:59 **Date Received..:** 08/05/09

PARAMETER	RESULT	RL	UNITS	METHOD	PREPARATION-ANALYSIS DATE	PREP BATCH #
Field pH	**7.77**	**0.1**	**No Units**	**MCAWW 150.1**	**08/04/09**	**9217425**
		Dilution Factor: 1		Analysis Time..: 12:59	MDL.....:	
Field Conductivity	**129**	**1**	**umhos/cm**	**MCAWW 120.1**	**08/04/09**	**9217425**
		Dilution Factor: 1		Analysis Time..: 12:59	MDL.....:	
Field Dissolved Oxygen	**1.0**	**0.5**	**mg/L**	**MCAWW 360.1**	**08/04/09**	**9217425**
		Dilution Factor: 1		Analysis Time..: 12:59	MDL.....: 0.01	
Field Temperature	**24.4**	**--**	**deg C**	**MCAWW 170.1**	**08/04/09**	**9217425**
		Dilution Factor: 1		Analysis Time..: 12:59	MDL.....:	
Field Turbidity	**10.1**	**0.5**	**NTU**	**MCAWW 180.1**	**08/04/09**	**9217425**
		Dilution Factor: 1		Analysis Time..: 12:59	MDL.....:	
Groundwater Elevation	**54.77**		**ft/msl**	**NONE GW Elevation**	**08/04/09**	**9217425**
		Dilution Factor: 1		Analysis Time..: 12:59	MDL.....:	

Waste Management

Client Sample ID: MW-5B

General Chemistry

Lot-Sample #...: D9H050142-003 **Work Order #...:** LHJH1 **Matrix.....:** GW
Date Sampled...: 08/04/09 14:18 **Date Received..:** 08/05/09

PARAMETER	RESULT	RL	UNITS	METHOD	PREPARATION-ANALYSIS DATE	PREP BATCH #
Field pH	**7.47**	**0.1**	**No Units**	**MCAWW 150.1**	**08/04/09**	**9217425**
		Dilution Factor: 1		Analysis Time..: 14:18	MDL.....:	
Field Conductivity	**191**	**1**	**umhos/cm**	**MCAWW 120.1**	**08/04/09**	**9217425**
		Dilution Factor: 1		Analysis Time..: 14:18	MDL.....:	
Field Dissolved Oxygen	**0.4**	**0.5**	**mg/L**	**MCAWW 360.1**	**08/04/09**	**9217425**
		Dilution Factor: 1		Analysis Time..: 14:18	MDL.....: 0.01	
Field Temperature	**25.0**	**--**	**deg C**	**MCAWW 170.1**	**08/04/09**	**9217425**
		Dilution Factor: 1		Analysis Time..: 14:18	MDL.....:	
Field Turbidity	**4.0**	**0.5**	**NTU**	**MCAWW 180.1**	**08/04/09**	**9217425**
		Dilution Factor: 1		Analysis Time..: 14:18	MDL.....:	
Groundwater Elevation	**54.80**		**ft/msl**	**NONE GW Elevation**	**08/04/09**	**9217425**
		Dilution Factor: 1		Analysis Time..: 14:18	MDL.....:	

Waste Management

Client Sample ID: MW-7B

General Chemistry

Lot-Sample #...: D9H050142-004 **Work Order #...:** LHJH3 **Matrix.....:** GW
Date Sampled...: 08/04/09 13:47 **Date Received..:** 08/05/09

PARAMETER	RESULT	RL	UNITS	METHOD	PREPARATION-ANALYSIS DATE	PREP BATCH #
Field pH	**7.75**	**0.1**	**No Units**	**MCAWW 150.1**	**08/04/09**	**9217425**
		Dilution Factor: 1		Analysis Time..: 13:47	MDL.....:	
Field Conductivity	**127**	**1**	**umhos/cm**	**MCAWW 120.1**	**08/04/09**	**9217426**
		Dilution Factor: 1		Analysis Time..: 13:47	MDL.....:	
Field Dissolved Oxygen	**0.6**	**0.5**	**mg/L**	**MCAWW 360.1**	**08/04/09**	**9217426**
		Dilution Factor: 1		Analysis Time..: 13:47	MDL.....: 0.01	
Field Temperature	**24.7**	--	**deg C**	**MCAWW 170.1**	**08/04/09**	**9217426**
		Dilution Factor: 1		Analysis Time..: 13:47	MDL.....:	
Field Turbidity	**18.4**	**0.5**	**NTU**	**MCAWW 180.1**	**08/04/09**	**9217426**
		Dilution Factor: 1		Analysis Time..: 13:47	MDL.....:	
Groundwater Elevation	**56.36**		**ft/msl**	**NONE GW Elevation**	**08/04/09**	**9217425**
		Dilution Factor: 1		Analysis Time..: 13:47	MDL.....:	

Waste Management

Client Sample ID: MW-FL1

General Chemistry

Lot-Sample #...: D9H050142-005 **Work Order #...:** LHJH5 **Matrix.....:** GW
Date Sampled...: 08/04/09 15:37 **Date Received..:** 08/05/09

PARAMETER	RESULT	RL	UNITS	METHOD	PREPARATION-ANALYSIS DATE	PREP BATCH #
Field pH	**7.33**	**0.1**	**No Units**	**MCAWW 150.1**	**08/04/09**	**9217426**
		Dilution Factor: 1		Analysis Time..: 15:37	MDL.....:	
Field Conductivity	**260**	**1**	**umhos/cm**	**MCAWW 120.1**	**08/04/09**	**9217426**
		Dilution Factor: 1		Analysis Time..: 15:37	MDL.....:	
Field Dissolved Oxygen	**0.3**	**0.5**	**mg/L**	**MCAWW 360.1**	**08/04/09**	**9217426**
		Dilution Factor: 1		Analysis Time..: 15:37	MDL.....: 0.01	
Field Temperature	**24.1**	--	**deg C**	**MCAWW 170.1**	**08/04/09**	**9217426**
		Dilution Factor: 1		Analysis Time..: 15:37	MDL.....:	
Field Turbidity	**9.2**	**0.5**	**NTU**	**MCAWW 180.1**	**08/04/09**	**9217426**
		Dilution Factor: 1		Analysis Time..: 15:37	MDL.....:	
Groundwater Elevation	**55.06**		**ft/msl**	**NONE GW Elevation**	**08/04/09**	**9217426**
		Dilution Factor: 1		Analysis Time..: 15:37	MDL.....:	

Waste Management

Client Sample ID: MW-FL3

General Chemistry

Lot-Sample #...: D9H050142-006 **Work Order #...:** LHJH7 **Matrix.....:** GW
Date Sampled...: 08/04/09 14:50 **Date Received..:** 08/05/09

PARAMETER	RESULT	RL	UNITS	METHOD	PREPARATION-ANALYSIS DATE	PREP BATCH #
Field pH	**7.56**	**0.1**	**No Units**	**MCAWW 150.1**	**08/04/09**	**9217426**
	Dilution Factor: 1			Analysis Time..: 14:50	MDL.....:	
Field Conductivity	**253**	**1**	**umhos/cm**	**MCAWW 120.1**	**08/04/09**	**9217426**
	Dilution Factor: 1			Analysis Time..: 14:50	MDL.....:	
Field Dissolved Oxygen	**0.0**	**0.5**	**mg/L**	**MCAWW 360.1**	**08/04/09**	**9217426**
	Dilution Factor: 1			Analysis Time..: 14:50	MDL.....: 0.01	
Field Temperature	**24.4**	**--**	**deg C**	**MCAWW 170.1**	**08/04/09**	**9217426**
	Dilution Factor: 1			Analysis Time..: 14:50	MDL.....:	
Field Turbidity	**3.3**	**0.5**	**NTU**	**MCAWW 180.1**	**08/04/09**	**9217426**
	Dilution Factor: 1			Analysis Time..: 14:50	MDL.....:	
Groundwater Elevation	**55.09**		**ft/msl**	**NONE GW Elevation**	**08/04/09**	**9217426**
	Dilution Factor: 1			Analysis Time..: 14:50	MDL.....:	

QC DATA ASSOCIATION SUMMARY

D9H050142

Sample Preparation and Analysis Control Numbers

SAMPLE#	MATRIX	ANALYTICAL METHOD	LEACH BATCH #	PREP BATCH #	MS RUN#
001	GW	NONE GW Elevation		9217425	
	GW	MCAWW 300.0A		9218191	9218285
	GW	MCAWW 170.1		9217425	
	GW	MCAWW 150.1		9217425	
	GW	MCAWW 120.1		9217425	
	GW	MCAWW 360.1		9217425	
	GW	MCAWW 180.1		9217425	
002	GW	NONE GW Elevation		9217425	
	GW	MCAWW 170.1		9217425	
	GW	MCAWW 150.1		9217425	
	GW	MCAWW 120.1		9217425	
	GW	MCAWW 360.1		9217425	
	GW	SW846 6010B		9220061	9220042
	GW	MCAWW 180.1		9217425	
003	GW	NONE GW Elevation		9217425	
	GW	MCAWW 170.1		9217425	
	GW	MCAWW 150.1		9217425	
	GW	MCAWW 120.1		9217425	
	GW	MCAWW 360.1		9217425	
	GW	SW846 6010B		9220061	9220042
	GW	MCAWW 180.1		9217425	
004	GW	NONE GW Elevation		9217425	
	GW	MCAWW 170.1		9217426	
	GW	MCAWW 150.1		9217425	
	GW	MCAWW 120.1		9217426	
	GW	MCAWW 360.1		9217426	
	GW	SW846 6010B		9218425	9218264
	GW	SW846 6010B		9220061	9220042
	GW	MCAWW 180.1		9217426	
005	GW	NONE GW Elevation		9217426	
	GW	MCAWW 170.1		9217426	
	GW	MCAWW 150.1		9217426	
	GW	MCAWW 120.1		9217426	
	GW	MCAWW 360.1		9217426	
	GW	SW846 6010B		9220061	9220042
	GW	MCAWW 180.1		9217426	

(Continued on next page)

QC DATA ASSOCIATION SUMMARY

D9H050142

Sample Preparation and Analysis Control Numbers

SAMPLE#	MATRIX	ANALYTICAL METHOD	LEACH BATCH #	PREP BATCH #	MS RUN#
006	GW	NONE GW Elevation		9217426	
	GW	MCAWW 170.1		9217426	
	GW	MCAWW 150.1		9217426	
	GW	MCAWW 120.1		9217426	
	GW	MCAWW 360.1		9217426	
	GW	SW846 6010B		9220061	9220042
	GW	MCAWW 180.1		9217426	

METHOD BLANK REPORT

TOTAL Metals

Client Lot #...: D9H050142 **Matrix.....:** WATER

PARAMETER	RESULT	REPORTING LIMIT	UNITS	METHOD	PREPARATION-ANALYSIS DATE	WORK ORDER #
MB Lot-Sample #: D9H080000-061 **Prep Batch #...:** 9220061						
Iron	ND	100	ug/L	SW846 6010B	08/10-08/11/09	LHT9J1AA
		Dilution Factor: 1				
		Analysis Time..: 15:35				
Aluminum	ND	100	ug/L	SW846 6010B	08/10-08/13/09	LHT9J1AF
		Dilution Factor: 1				
		Analysis Time..: 11:10				
Manganese	ND	10	ug/L	SW846 6010B	08/10-08/11/09	LHT9J1AM
		Dilution Factor: 1				
		Analysis Time..: 15:35				
Cadmium	ND	5.0	ug/L	SW846 6010B	08/10-08/11/09	LHT9J1AH
		Dilution Factor: 1				
		Analysis Time..: 15:35				
Lead	ND	9.0	ug/L	SW846 6010B	08/10-08/11/09	LHT9J1AJ
		Dilution Factor: 1				
		Analysis Time..: 15:35				

NOTE(S):

Calculations are performed before rounding to avoid round-off errors in calculated results.

METHOD BLANK REPORT

DISSOLVED Metals

Client Lot #...: D9H050142 **Matrix.....:** WATER

PARAMETER	RESULT	REPORTING LIMIT	UNITS	METHOD	PREPARATION-ANALYSIS DATE	WORK ORDER #
MB Lot-Sample #: D9H060000-425 **Prep Batch #...:** 9218425						
Lead	ND	9.0	ug/L	SW846 6010B	08/07/09	LHQHR1AM
		Dilution Factor: 1				
		Analysis Time..: 15:37				
Cadmium	ND	5.0	ug/L	SW846 6010B	08/07/09	LHQHR1AN
		Dilution Factor: 1				
		Analysis Time..: 15:37				

NOTE(S):

Calculations are performed before rounding to avoid round-off errors in calculated results.

LABORATORY CONTROL SAMPLE EVALUATION REPORT

TOTAL Metals

Client Lot #...: D9H050142 **Matrix.....:** WATER

PARAMETER	PERCENT RECOVERY	RECOVERY LIMITS	METHOD	PREPARATION-ANALYSIS DATE	WORK ORDER #
LCS Lot-Sample#: D9H080000-061 **Prep Batch #...:** 9220061					
Iron	98	(89 - 115)	SW846 6010B	08/10-08/11/09	LHT9J1AD
		Dilution Factor: 1	Analysis Time..: 15:37		
Aluminum	95	(87 - 111)	SW846 6010B	08/10-08/13/09	LHT9J1AG
		Dilution Factor: 1	Analysis Time..: 11:12		
Manganese	98	(90 - 110)	SW846 6010B	08/10-08/11/09	LHT9J1AN
		Dilution Factor: 1	Analysis Time..: 15:37		
Cadmium	100	(88 - 111)	SW846 6010B	08/10-08/11/09	LHT9J1AK
		Dilution Factor: 1	Analysis Time..: 15:37		
Lead	97	(89 - 110)	SW846 6010B	08/10-08/11/09	LHT9J1AL
		Dilution Factor: 1	Analysis Time..: 15:37		

NOTE(S):

Calculations are performed before rounding to avoid round-off errors in calculated results.

LABORATORY CONTROL SAMPLE DATA REPORT

TOTAL Metals

Client Lot #...: D9H050142 **Matrix.....:** WATER

PARAMETER	SPIKE AMOUNT	MEASURED AMOUNT	UNITS	PERCNT RECVRY	METHOD	PREPARATION-ANALYSIS DATE	WORK ORDER #
LCS Lot-Sample#: D9H080000-061 **Prep Batch #...:** 9220061							
Iron	1000	975	ug/L	98	SW846 6010B	08/10-08/11/09	LHT9J1AD
			Dilution Factor: 1		Analysis Time..: 15:37		
Aluminum	2000	1890	ug/L	95	SW846 6010B	08/10-08/13/09	LHT9J1AG
			Dilution Factor: 1		Analysis Time..: 11:12		
Manganese	500	492	ug/L	98	SW846 6010B	08/10-08/11/09	LHT9J1AN
			Dilution Factor: 1		Analysis Time..: 15:37		
Cadmium	100	100	ug/L	100	SW846 6010B	08/10-08/11/09	LHT9J1AK
			Dilution Factor: 1		Analysis Time..: 15:37		
Lead	500	487	ug/L	97	SW846 6010B	08/10-08/11/09	LHT9J1AL
			Dilution Factor: 1		Analysis Time..: 15:37		

NOTE(S):

Calculations are performed before rounding to avoid round-off errors in calculated results.

LABORATORY CONTROL SAMPLE EVALUATION REPORT

DISSOLVED Metals

Client Lot #...: D9H050142 **Matrix.....:** WATER

PARAMETER	PERCENT RECOVERY	RECOVERY LIMITS	METHOD	PREPARATION-ANALYSIS DATE	WORK ORDER #
LCS Lot-Sample#: D9H060000-425 **Prep Batch #...:** 9218425					
Lead	102	(89 - 110)	SW846 6010B	08/07/09	LHQHR1AP
		Dilution Factor: 1	Analysis Time..: 15:40		
Cadmium	103	(88 - 111)	SW846 6010B	08/07/09	LHQHR1AQ
		Dilution Factor: 1	Analysis Time..: 15:40		

NOTE(S):

Calculations are performed before rounding to avoid round-off errors in calculated results.

LABORATORY CONTROL SAMPLE DATA REPORT

DISSOLVED Metals

Client Lot #...: D9H050142 **Matrix.....:** WATER

PARAMETER	SPIKE AMOUNT	MEASURED AMOUNT	UNITS	PERCNT RECVRY	METHOD	PREPARATION-ANALYSIS DATE	WORK ORDER #
LCS Lot-Sample#: D9H060000-425 **Prep Batch #...:** 9218425							
Lead	500	508	ug/L	102	SW846 6010B	08/07/09	LHQHR1AP
			Dilution Factor: 1		Analysis Time..: 15:40		
Cadmium	100	103	ug/L	103	SW846 6010B	08/07/09	LHQHR1AQ
			Dilution Factor: 1		Analysis Time..: 15:40		

NOTE(S):

Calculations are performed before rounding to avoid round-off errors in calculated results.

MATRIX SPIKE SAMPLE EVALUATION REPORT

TOTAL Metals

Client Lot #...: D9H050142 **Matrix.....:** WATER
Date Sampled...: 08/04/09 09:30 **Date Received..:** 08/05/09

PARAMETER	PERCENT RECOVERY	RECOVERY LIMITS	RPD	RPD LIMITS	METHOD	PREPARATION-ANALYSIS DATE	WORK ORDER #
MS Lot-Sample #: D9H050153-001 **Prep Batch #...:** 9220061							
Iron	115 MSB	(52 - 155)			SW846 6010B	08/10-08/11/09	LHJL01AT
	95 MSB	(52 - 155)	2.0	(0-25)	SW846 6010B	08/10-08/11/09	LHJL01AU
		Dilution Factor: 1					
		Analysis Time..: 16:09					
Aluminum	94	(83 - 119)			SW846 6010B	08/10-08/13/09	LHJL01A0
	94	(83 - 119)	0.54	(0-25)	SW846 6010B	08/10-08/13/09	LHJL01A1
		Dilution Factor: 1					
		Analysis Time..: 11:24					
Manganese	104 MSB	(79 - 121)			SW846 6010B	08/10-08/11/09	LHJL01A9
	92 MSB	(79 - 121)	1.7	(0-25)	SW846 6010B	08/10-08/11/09	LHJL01CA
		Dilution Factor: 1					
		Analysis Time..: 16:09					
Cadmium	99	(82 - 119)			SW846 6010B	08/10-08/11/09	LHJL01A3
	100	(82 - 119)	0.77	(0-25)	SW846 6010B	08/10-08/11/09	LHJL01A4
		Dilution Factor: 1					
		Analysis Time..: 16:09					
Lead	95	(89 - 121)			SW846 6010B	08/10-08/11/09	LHJL01A6
	95	(89 - 121)	0.15	(0-25)	SW846 6010B	08/10-08/11/09	LHJL01A7
		Dilution Factor: 1					
		Analysis Time..: 16:09					

NOTE(S):

Calculations are performed before rounding to avoid round-off errors in calculated results.

MSB The recovery and RPD may be outside control limits because the sample amount was greater than 4X the spike amount.

MATRIX SPIKE SAMPLE DATA REPORT

TOTAL Metals

Client Lot #...: D9H050142 **Matrix.....:** WATER
Date Sampled...: 08/04/09 09:30 **Date Received..:** 08/05/09

PARAMETER	SAMPLE AMOUNT	SPIKE AMT	MEASRD AMOUNT	UNITS	PERCNT RECVRY	RPD	METHOD	PREPARATION-ANALYSIS DATE	WORK ORDER #
MS Lot-Sample #: D9H050153-001 **Prep Batch #...:** 9220061									
Iron									
	8700	1000	9890	ug/L	115		SW846 6010B	08/10-08/11/09	LHJL01AT
			Qualifiers: MSB						
	8700	1000	9690	ug/L	95	2.0	SW846 6010B	08/10-08/11/09	LHJL01AU
			Qualifiers: MSB						
			Dilution Factor: 1						
			Analysis Time..: 16:09						
Aluminum									
	29	2000	1900	ug/L	94		SW846 6010B	08/10-08/13/09	LHJL01A0
	29	2000	1910	ug/L	94	0.54	SW846 6010B	08/10-08/13/09	LHJL01A1
			Dilution Factor: 1						
			Analysis Time..: 11:24						
Manganese									
	3100	500	3660	ug/L	104		SW846 6010B	08/10-08/11/09	LHJL01A9
			Qualifiers: MSB						
	3100	500	3600	ug/L	92	1.7	SW846 6010B	08/10-08/11/09	LHJL01CA
			Qualifiers: MSB						
			Dilution Factor: 1						
			Analysis Time..: 16:09						
Cadmium									
	0.68	100	99.9	ug/L	99		SW846 6010B	08/10-08/11/09	LHJL01A3
	0.68	100	101	ug/L	100	0.77	SW846 6010B	08/10-08/11/09	LHJL01A4
			Dilution Factor: 1						
			Analysis Time..: 16:09						
Lead									
	ND	500	473	ug/L	95		SW846 6010B	08/10-08/11/09	LHJL01A6
	ND	500	474	ug/L	95	0.15	SW846 6010B	08/10-08/11/09	LHJL01A7
			Dilution Factor: 1						
			Analysis Time..: 16:09						

NOTE(S):

Calculations are performed before rounding to avoid round-off errors in calculated results.

MSB The recovery and RPD may be outside control limits because the sample amount was greater than 4X the spike amount.

MATRIX SPIKE SAMPLE EVALUATION REPORT

DISSOLVED Metals

Client Lot #...: D9H050142 **Matrix.....:** WATER
Date Sampled...: 08/04/09 08:42 **Date Received..:** 08/05/09

PARAMETER	PERCENT RECOVERY	RECOVERY LIMITS	RPD	RPD LIMITS	METHOD	PREPARATION-ANALYSIS DATE	WORK ORDER #
MS Lot-Sample #: D9H050157-001 **Prep Batch #...:** 9218425							
Lead	96	(89 - 121)			SW846 6010B	08/07/09	LHJMH1CC
	95	(89 - 121)	1.2	(0-25)	SW846 6010B	08/07/09	LHJMH1CD
		Dilution Factor: 1					
		Analysis Time..: 15:51					
Cadmium	108	(82 - 119)			SW846 6010B	08/07/09	LHJMH1CF
	107	(82 - 119)	1.3	(0-25)	SW846 6010B	08/07/09	LHJMH1CG
		Dilution Factor: 1					
		Analysis Time..: 15:51					

NOTE(S):

Calculations are performed before rounding to avoid round-off errors in calculated results.

MATRIX SPIKE SAMPLE DATA REPORT

DISSOLVED Metals

Client Lot #...: D9H050142 **Matrix.....:** WATER
Date Sampled...: 08/04/09 08:42 **Date Received..:** 08/05/09

PARAMETER	SAMPLE AMOUNT	SPIKE AMT	MEASRD AMOUNT	UNITS	PERCNT RECVRY	RPD	METHOD	PREPARATION-ANALYSIS DATE	WORK ORDER #
MS Lot-Sample #: D9H050157-001 **Prep Batch #...:** 9218425									
Lead									
	ND	500	479	ug/L	96		SW846 6010B	08/07/09	LHJMH1CC
	ND	500	473	ug/L	95	1.2	SW846 6010B	08/07/09	LHJMH1CD
			Dilution Factor: 1						
			Analysis Time..: 15:51						
Cadmium									
	0.72	100	109	ug/L	108		SW846 6010B	08/07/09	LHJMH1CF
	0.72	100	108	ug/L	107	1.3	SW846 6010B	08/07/09	LHJMH1CG
			Dilution Factor: 1						
			Analysis Time..: 15:51						

NOTE(S):

Calculations are performed before rounding to avoid round-off errors in calculated results.

METHOD BLANK REPORT

General Chemistry

Client Lot #...: D9H050142 **Matrix.....:** WATER

PARAMETER	RESULT	REPORTING LIMIT	UNITS	METHOD	PREPARATION-ANALYSIS DATE	PREP BATCH #
Nitrate		Work Order #: LHQLW1AA		MB Lot-Sample #:	D9H060000-191	
	ND	0.50	mg/L	MCAWW 300.0A	08/05/09	9218191
		Dilution Factor: 1				
		Analysis Time..: 10:52				

NOTE(S):

Calculations are performed before rounding to avoid round-off errors in calculated results.

LABORATORY CONTROL SAMPLE EVALUATION REPORT

General Chemistry

Lot-Sample #...: D9H050142 **Matrix.....:** WATER

PARAMETER	PERCENT RECOVERY	RECOVERY LIMITS	RPD	RPD LIMITS	METHOD	PREPARATION-ANALYSIS DATE	PREP BATCH #
Nitrate		WO#:LHQLW1AC-LCS/LHQLW1AD-LCSD			LCS Lot-Sample#: D9H060000-191		
	103	(90 - 110)			MCAWW 300.0A	08/05/09	9218191
	103	(90 - 110)	0.07	(0-10)	MCAWW 300.0A	08/05/09	9218191

Dilution Factor: 1 Analysis Time..: 10:19

NOTE(S):

Calculations are performed before rounding to avoid round-off errors in calculated results.

LABORATORY CONTROL SAMPLE DATA REPORT

General Chemistry

Lot-Sample #...: D9H050142 **Matrix.....:** WATER

PARAMETER	SPIKE AMOUNT	MEASURED AMOUNT	UNITS	PERCNT RECVRY	RPD	METHOD	PREPARATION-ANALYSIS DATE	PREP BATCH #
Nitrate		WO#:LHQLW1AC-LCS/LHQLW1AD-LCSD		LCS Lot-Sample#: D9H060000-191				
	5.00	5.13	mg/L	103		MCAWW 300.0A	08/05/09	9218191
	5.00	5.14	mg/L	103	0.07	MCAWW 300.0A	08/05/09	9218191

Dilution Factor: 1 Analysis Time..: 10:19

NOTE(S):

Calculations are performed before rounding to avoid round-off errors in calculated results.

MATRIX SPIKE SAMPLE EVALUATION REPORT

General Chemistry

Client Lot #...: D9H050142 **Matrix.....:** WATER
Date Sampled...: 08/05/09 10:00 **Date Received..:** 08/05/09

PARAMETER	PERCENT RECOVERY	RECOVERY LIMITS	RPD	RPD LIMITS	METHOD	PREPARATION-ANALYSIS DATE	PREP BATCH #
Nitrate		WO#: LHKFW1AM-MS/LHKFW1AN-MSD				MS Lot-Sample #: D9H050264-001	
	104	(80 - 120)			MCAWW 300.0A	08/05/09	9218191
	104	(80 - 120)	0.36	(0-20)	MCAWW 300.0A	08/05/09	9218191
		Dilution Factor: 1					
		Analysis Time..: 18:52					

NOTE(S):

Calculations are performed before rounding to avoid round-off errors in calculated results.

MATRIX SPIKE SAMPLE DATA REPORT

General Chemistry

Client Lot #...: D9H050142 **Matrix.....:** WATER
Date Sampled...: 08/05/09 10:00 **Date Received..:** 08/05/09

PARAMETER	SAMPLE AMOUNT	SPIKE AMT	MEASRD AMOUNT	UNITS	PERCNT RECVRY	RPD	METHOD	PREPARATION-ANALYSIS DATE	PREP BATCH #
Nitrate			WO#: LHKFW1AM-MS/LHKFW1AN-MSD				MS Lot-Sample #: D9H050264-001		
	ND	5.00	5.22	mg/L	104		MCAWW 300.0A	08/05/09	9218191
	ND	5.00	5.24	mg/L	104	0.36	MCAWW 300.0A	08/05/09	9218191

Dilution Factor: 1
Analysis Time..: 18:52

NOTE(S):

Calculations are performed before rounding to avoid round-off errors in calculated results.

Chain of Custody Record

Sampler ID _____

Temperature on Receipt 2.7 Rc 8/5/09 JR1

Drinking Water? Yes ☐ No ☐

TestAmerica
THE LEADER IN ENVIRONMENTAL TESTING

TAL-4124-280 (0508)

Client	Project Manager	Date	Chain of Custody Number
WM	SHEREE GRANT	8-4-09	112777
Address	**Telephone Number (Area Code)/Fax Number**	**Lab Number**	**Page 1 of 1**
City / State / Zip Code	**Site Contact**	**Lab Contact**	**Analysis (Attach list if more space is needed)**
FL		Danielle Fugere	
Project Name and Location (State)	**Carrier/Waybill Number**		
Vista			
Contract/Purchase Order/Quote No.			
588826-H (Resample)			

Sample I.D. No. and Description (Containers for each sample may be combined on one line)	Date	Time	Matrix: Air	Aqueous	Sed.	Soil	Containers & Preservatives: Unpres.	H2SO4	HNO3	HCl	NaOH	ZnAc/ NaOH	Total Iron	Total Aluminum	Total Manganese	Total Lead	Total Cadmium	Diss. Lead	Diss. Cadmium	Nitrate	Special Instructions/ Conditions of Receipt
MW-6AR	8-4	1227		X			1													1	
MW-2B	8-4	1259		X					1				1								
MW-5B	8-4	1418		X					1				1	✓							
MW-7B	8-4	1347		X					2							1	✓	1	✓		
MW-FL1	8-4	1537		X					1				1	1	1						
MW-FL3	8-4	1450		X					1						1						

Possible Hazard Identification
☐ Non-Hazard ☐ Flammable ☐ Skin Irritant ☐ Poison B ☐ Unknown

Sample Disposal
☐ Return To Client ☐ Disposal By Lab ☐ Archive For _____ Months
(A fee may be assessed if samples are retained longer than 1 month)

Turn Around Time Required
☐ 24 Hours ☐ 48 Hours ☐ 7 Days ☐ 14 Days ☐ 21 Days ☐ Other _____

QC Requirements (Specify)

	Date	Time		Date	Time
1. Relinquished By	8-4-09	1800	1. Received By	8/5/09	0845
2. Relinquished By			2. Received By		
3. Relinquished By			3. Received By		

Comments

DISTRIBUTION: WHITE - Returned to Client with Report; CANARY - Stays with the Sample; PINK - Field Copy

FIELD INFORMATION FORM

WASTE MANAGEMENT

Site Name: Vista

Site No.:

Sample Point: MW-6AR (Sample ID)

This Waste Management Field Information Form is Required
This form is to be completed, in addition to any State Forms. The Field Form is submitted along with the Chain of Custody Forms that accompany the sample containers (i.e. with the cooler that is returned to the laboratory).

Laboratory Use Only/Lab ID: -001

PURGE INFO

PURGE DATE (MM DD YY)	PURGE TIME (2400 Hr Clock)	ELAPSED HRS (hrs:min)	WATER VOL IN CASING (Gallons)	ACTUAL VOL PURGED (Gallons)	WELL VOLs PURGED
08 04 09	12:10	:17	3.9	2.9	08

Note: For Passive Sampling, replace "Water Vol in Casing" and "Well Vols Purged" w/ Water Vol in Tubing/Flow Cell and Tubing/Flow Cell Vols Purged. Mark changes, record field data, below.

PURGE/SAMPLE EQUIPMENT

Purging and Sampling Equipment ... Dedicated: (Y) or N

Purging Device: C

Sampling Device: C

A- Submersible Pump, B-Peristaltic Pump, C-QED Bladder Pump, D-Bailer, E-Piston Pump, F-Dipper/Bottle

X-Other:

Filter Device: Y or (N) 0.45 µ or ____ µ (circle or fill in)

Filter Type: —

A-In-line Disposable, B-Pressure, C-Vacuum, X-Other

Sample Tube Type: A

A-Teflon, B-Stainless Steel, C-PVC, D-Polypropylene, X-Other:

WELL DATA

Well Elevation (at TOC): 1041.1 (ft/msl)

Depth to Water (DTW) (from TOC): 48.55 (ft)

Groundwater Elevation (site datum, from TOC): 55.56 (ft/msl)

Total Well Depth (from TOC): 72.35 (ft)

Stick Up (from ground elevation): ____ (ft)

Casing ID: 2 (in)

Casing Material: PVC

Note: Total Well Depth, Stick Up, Casing Id, etc. are optional and can be from historical data, unless required by Site/Permit. Well Elevation, DTW, and Groundwater Elevation must be current.

STABILIZATION DATA (Optional)

Sample Time (2400 Hr Clock)	Rate/Unit (gpm)	pH (std)	Conductance (SC/EC) (µmhos/cm @ 25 °C)	Temp. (°C)	Turbidity (ntu)	D.O. (mg/L - ppm)	eH/ORP (mV)	DTW (ft)
1220	0.17 1st	6.17 1st	178 1st	24.7	3.8	1.9	670	
1223	0.17 2nd	6.17 2nd	174 2nd	24.7	2.6	1.9	690	
1226	0.17 3rd	6.18 3rd	174 3rd	24.6	2.5	1.9	700	
	4th	4th						
Suggested range for 3 consec. readings or note Permit/State requirements:		+/- 0.2	+/- 3%	--	--	+/- 10%	+/- 25 mV	Stabilize

Stabilization Data Fields are Optional *(i.e. complete stabilization readings for parameters required by WM, Site, or State). These fields can be used where four (4) field measurements are required by State/Permit/Site. If a Data Logger or other Electronic format is used, fill in final readings below and submit electronic data separately to Site. If more fields above are needed, use separate sheet or form.*

FIELD DATA

SAMPLE DATE (MM DD YY)	pH (std)	CONDUCTANCE (umhos/cm @ 25°C)	TEMP. (°C)	TURBIDITY (ntu)	DO (mg/L-ppm)	eH/ORP (mV)	Other: Units
08 04 09	6.18	174	24.6	2.5	1.9	700	

Final Field Readings are required *(i.e. record field measurements, final stabilized readings, passive sample readings before sampling for all field parameters required by State/Permit/Site.*

Sample Appearance: CLEAR Odor: ____ Color: NONE Other: NO sheen

Weather Conditions (required daily, or as conditions change): Direction/Speed: CALM Outlook: lic. 90°F Precipitation: Y or (N)

Specific Comments (including purge/well volume calculations if required):

FIELD COMMENTS

CALC: 72.35 - 48.55 = 23.80 x 0.163 = 3.88 gallon

FLOW: 87 x 4 = 348 ÷ 60 = 5.8 ≈ 0.17 gpm

ACTUAL: 17 ÷ 5.8 = 2.93 gallon

I certify that sampling procedures were in accordance with applicable EPA, State, and WM protocols (if more than one sampler, all should sign):

Date	Name	Signature	Company
8/4/09	DAN ARMOUR		PRO-TECH
___/___/___			

DISTRIBUTION: WHITE/ORIGINAL - Stays with Sample, YELLOW - Returned to Client, PINK - Field Copy

FIELD INFORMATION FORM

WASTE MANAGEMENT

Site Name: VISTA

Site No.: | | | | |

Sample Point: MW-28 (Sample ID)

This Waste Management Field Information Form is Required
This form is to be completed, in addition to any State Forms. The Field Form is submitted along with the Chain of Custody Forms that accompany the sample containers (i.e. with the cooler that is returned to the laboratory).

Laboratory Use Only/Lab ID: -002

PURGE INFO

PURGE DATE (MM DD YY)	PURGE TIME (2400 Hr Clock)	ELAPSED HRS (hrs:min)	WATER VOL IN CASING (Gallons)	ACTUAL VOL PURGED (Gallons)	WELL VOLs PURGED
080409	1240	:19	7.1	3.4	05

Note: For Passive Sampling, replace "Water Vol in Casing" and "Well Vols Purged" w/ Water Vol in Tubing/Flow Cell and Tubing/Flow Cell Vols Purged. Mark changes, record field data, below.

PURGE/SAMPLE EQUIPMENT

Purging and Sampling Equipment ... Dedicated: (Y) or N

Filter Device: Y or (N) 0.45 µ or _____ µ (circle or fill in)

Purging Device: C — A- Submersible Pump, B-Peristaltic Pump, C-QED Bladder Pump, D-Bailer, E-Piston Pump, F-Dipper/Bottle

Sampling Device: C

X-Other:

Filter Type: - — A-In-line Disposable, B-Pressure, C-Vacuum, X-Other

Sample Tube Type: A — A-Teflon, B-Stainless Steel, C-PVC, D-Polypropylene, X-Other:

WELL DATA

Well Elevation (at TOC)	Depth to Water (DTW) (from TOC)	Groundwater Elevation (site datum, from TOC)
8846 (ft/msl)	33.69 (ft)	54.77 (ft/msl)

Total Well Depth (from TOC)	Stick Up (from ground elevation)	Casing ID	Casing Material
77.05 (ft)	(ft)	2 (in)	PVC

Note: Total Well Depth, Stick Up, Casing Id, etc. are optional and can be from historical data, unless required by Site/Permit. Well Elevation, DTW, and Groundwater Elevation must be current.

STABILIZATION DATA (Optional)

Sample Time (2400 Hr Clock)	Rate/Unit gpm	pH (std)	Conductance (SC/EC) (µmhos/cm @ 25 °C)	Temp. (°C)	Turbidity (ntu)	D.O. (mg/L - ppm)	eH/ORP (mV)	DTW (ft)
1252	0.18 1st	7.80 1st	128 1st	24.4	11.4	1.0	-130	
1255	0.18 2nd	7.78 2nd	130 2nd	24.4	9.2	1.0	-100	
1258	0.18 3rd	7.77 3rd	129 3rd	24.4	10.1	1.0	-80	
	4th	4th						
Suggested range for 3 consec. readings or note Permit/State requirements:		+/- 0.2	+/- 3%	--	--	+/- 10%	+/- 25 mV	Stabilize

Stabilization Data Fields are Optional *(i.e. complete stabilization readings for parameters required by WM, Site, or State). These fields can be used where four (4) field measurements are required by State/Permit/Site. If a Data Logger or other Electronic format is used, fill in final readings below and submit electronic data separately to Site. If more fields above are needed, use separate sheet or form.*

FIELD DATA

SAMPLE DATE (MM DD YY)	pH (std)	CONDUCTANCE (umhos/cm @ 25°C)	TEMP. (°C)	TURBIDITY (ntu)	DO (mg/L-ppm)	eH/ORP (mV)	Other: _____ Units _____
080409	7.77	129	24.4	10.1	1.0	-80	

Final Field Readings are required *(i.e. record field measurements, final stabilized readings, passive sample readings before sampling for all field parameters required by State/Permit/Site.*

FIELD COMMENTS

Sample Appearance: CLEAR Odor: _____ Color: NONE Other: NO sheen

Weather Conditions (required daily, or as conditions change): Direction/Speed: CALM Outlook: P.C. 90°F Precipitation: Y or (N)

Specific Comments (including purge/well volume calculations if required):

CALC: 77.05 - 33.69 = 43.36 x 0.163 = 7.07 gallon

FLOW: 84 x 4 = 336 ÷ 60 = 5.6 ∴ 0.178 gpm

ACTUAL: 19 ÷ 5.6 = 3.39 gallon

I certify that sampling procedures were in accordance with applicable EPA, State, and WM protocols (if more than one sampler, all should sign):

Date	Name	Signature	Company
8/4/09	DAN ARMOUR		PRO-TECH

DISTRIBUTION: WHITE/ORIGINAL - Stays with Sample, YELLOW - Returned to Client, PINK - Field Copy

FIELD INFORMATION FORM

WASTE MANAGEMENT

Site Name: VISTA

Site No.: | | | | |

Sample Point: MW-5B (Sample ID)

This Waste Management Field Information Form is Required
This form is to be completed, in addition to any State Forms. The Field Form is submitted along with the Chain of Custody Forms that accompany the sample containers (i.e. with the cooler that is returned to the laboratory).

Laboratory Use Only/Lab ID: 003

PURGE INFO

PURGE DATE (MM DD YY)	PURGE TIME (2400 Hr Clock)	ELAPSED HRS (hrs:min)	WATER VOL IN CASING (Gallons)	ACTUAL VOL PURGED (Gallons)	WELL VOLs PURGED
08 04 09	1358	120	70	47	07

Note: For Passive Sampling, replace "Water Vol in Casing" and "Well Vols Purged" w/ Water Vol in Tubing/Flow Cell and Tubing/Flow Cell Vols Purged. Mark changes, record field data, below.

PURGE/SAMPLE EQUIPMENT

Purging and Sampling Equipment ... Dedicated: (Y) or N

Purging Device: C — A- Submersible Pump, B-Peristaltic Pump, C-QED Bladder Pump, D-Bailer, E-Piston Pump, F-Dipper/Bottle

Sampling Device: C

X-Other:

Filter Device: Y or (N) — 0.45 µ or _____ µ (circle or fill in)

Filter Type: -

A-In-line Disposable, B-Pressure, C-Vacuum, X-Other

Sample Tube Type: A — A-Teflon, B-Stainless Steel, C-PVC, D-Polypropylene, X-Other:

WELL DATA

Well Elevation (at TOC)	Depth to Water (DTW) (from TOC)	Groundwater Elevation (site datum, from TOC)
8127 (ft/msl)	2647 (ft)	5480 (ft/msl)

Total Well Depth (from TOC)	Stick Up (from ground elevation)	Casing ID	Casing Material
6935 (ft)	(ft)	2 (in)	PVC

Note: Total Well Depth, Stick Up, Casing Id, etc. are optional and can be from historical data, unless required by Site/Permit. Well Elevation, DTW, and Groundwater Elevation must be current.

STABILIZATION DATA (Optional)

Sample Time (2400 Hr Clock)	Rate/Unit (gpm)	pH (std)	Conductance (SC/EC) (µmhos/cm @ 25 °C)	Temp. (°C)	Turbidity (ntu)	D.O. (mg/L - ppm)	eH/ORP (mV)	DTW (ft)
1411	0.23 1st	7.48 1st	192 1st	25.0	5.1	0.4	230	
1419	0.23 2nd	7.50 2nd	194 2nd	25.0	4.1	0.4	260	
1417	0.23 3rd	7.47 3rd	191 3rd	25.0	4.0	0.4	260	
	4th	4th						
Suggested range for 3 consec. readings or note Permit/State requirements:		+/- 0.2	+/- 3%	--	--	+/- 10%	+/- 25 mV	Stabilize

Stabilization Data Fields are Optional *(i.e. complete stabilization readings for parameters required by WM, Site, or State). These fields can be used where four (4) field measurements are required by State/Permit/Site. If a Data Logger or other Electronic format is used, fill in final readings below and submit electronic data separately to Site. If more fields above are needed, use separate sheet or form.*

FIELD DATA

SAMPLE DATE (MM DD YY)	pH (std)	CONDUCTANCE (umhos/cm @ 25°C)	TEMP. (°C)	TURBIDITY (ntu)	DO (mg/L-ppm)	eH/ORP (mV)	Other: Units
08 04 09	7.47	191	25.0	4.0	0.4	260	

Final Field Readings are required *(i.e. record field measurements, final stabilized readings, passive sample readings before sampling for all field parameters required by State/Permit/Site.*

FIELD COMMENTS

Sample Appearance: CLEAR Odor: _____ Color: NONE Other: NO Sheen

Weather Conditions (required daily, or as conditions change): Direction/Speed: CALM Outlook: P.C. 95°F Precipitation: Y or (N)

Specific Comments (including purge/well volume calculations if required):

CALC: 69.35 - 26.47 = 42.88 x 0.163 = 6.99 gallons

FLOW: 64 x 4 = 256 ÷ 60 = 4.267 ∴ 0.23 gpm

ACTUAL: 20 ÷ 4.267 = 4.69 gallon

I certify that sampling procedures were in accordance with applicable EPA, State, and WM protocols (if more than one sampler, all should sign):

Date	Name	Signature	Company
8/4/09	DAN ARMOUR		PRO-TECH

DISTRIBUTION: WHITE/ORIGINAL - Stays with Sample, YELLOW - Returned to Client, PINK - Field Copy

FIELD INFORMATION FORM

WASTE MANAGEMENT

Site Name: VISTA

Site No.: | | | | |

Sample Point: MW-7B (Sample ID)

This Waste Management Field Information Form is Required
This form is to be completed, in addition to any State Forms. The Field Form is submitted along with the Chain of Custody Forms that accompany the sample containers (i.e. with the cooler that is returned to the laboratory).

Laboratory Use Only/Lab ID: -004

PURGE INFO

PURGE DATE (MM DD YY)	PURGE TIME (2400 Hr Clock)	ELAPSED HRS (hrs:min)	WATER VOL IN CASING (Gallons)	ACTUAL VOL PURGED (Gallons)	WELL VOLs PURGED
08 04 09	13:11	:36	6.3	9.3	1.5

Note: For Passive Sampling, replace "Water Vol in Casing" and "Well Vols Purged" w/ Water Vol in Tubing/Flow Cell and Tubing/Flow Cell Vols Purged. Mark changes, record field data, below.

PURGE/SAMPLE EQUIPMENT

Purging and Sampling Equipment ... Dedicated: (Y) or N

Purging Device: C

Sampling Device: C

A- Submersible Pump, B-Peristaltic Pump, C-QED Bladder Pump, D-Bailer, E-Piston Pump, F-Dipper/Bottle

X-Other:

Filter Device: (Y) or ~~N~~ 0.45 µ or 1.00 µ (circle or fill in)

Filter Type: A (A-In-line Disposable, B-Pressure, C-Vacuum, X-Other)

Sample Tube Type: A (A-Teflon, B-Stainless Steel, C-PVC, D-Polypropylene, X-Other:)

WELL DATA

Well Elevation (at TOC): 1091.3 (ft/msl)

Depth to Water (DTW) (from TOC): 52.77 (ft)

Groundwater Elevation (site datum, from TOC): 56.36 (ft/msl)

Total Well Depth (from TOC): 91.70 (ft)

Stick Up (from ground elevation): (ft)

Casing ID: 2 (in)

Casing Material: PVC

Note: Total Well Depth, Stick Up, Casing Id, etc. are optional and can be from historical data, unless required by Site/Permit. Well Elevation, DTW, and Groundwater Elevation must be current.

STABILIZATION DATA (Optional)

Sample Time (2400 Hr Clock)	Rate/Unit gpm	pH (std)	Conductance (SC/EC) (µmhos/cm @ 25 °C)	Temp. (°C)	Turbidity (ntu)	D.O. (mg/L - ppm)	eH/ORP (mV)	DTW (ft)
1340	0.26 1st	7.79 1st	126 1st	24.7	18.1	0.6	430	
1343	0.26 2nd	7.76 2nd	127 2nd	24.7	18.8	0.6	400	
1346	0.26 3rd	7.75 3rd	127 3rd	24.7	18.4	0.6	390	
	4th	4th						
Suggested range for 3 consec. readings or note Permit/State requirements:		+/- 0.2	+/- 3%	--	--	+/- 10%	+/- 25 mV	Stabilize

Stabilization Data Fields are Optional *(i.e. complete stabilization readings for parameters required by WM, Site, or State). These fields can be used where four (4) field measurements are required by State/Permit/Site. If a Data Logger or other Electronic format is used, fill in final readings below and submit electronic data separately to Site. If more fields above are needed, use separate sheet or form.*

FIELD DATA

SAMPLE DATE (MM DD YY)	pH (std)	CONDUCTANCE (umhos/cm @ 25°C)	TEMP. (°C)	TURBIDITY (ntu)	DO (mg/L-ppm)	eH/ORP (mV)	Other: Units
08 04 09	7.75	127	24.7	18.4	0.6	390	

Final Field Readings are required *(i.e. record field measurements, final stabilized readings, passive sample readings before sampling for all field parameters required by State/Permit/Site.*

Sample Appearance: CLEAR Odor: Color: NONE Other: NO sheen

Weather Conditions (required daily, or as conditions change): Direction/Speed: CALM Outlook: P.C. 95°F Precipitation: Y or (N)

Specific Comments (including purge/well volume calculations if required):

FIELD COMMENTS

CALC: 91.70 - 52.77 = 38.93 x 0.163 = 6.34 gallon

FLOW: 58 x 4 = 232 ÷ 60 = 3.87 ∴ 0.26 gpm

ACTUAL: 36 ÷ 3.87 = 9.30 gallon

I certify that sampling procedures were in accordance with applicable EPA, State, and WM protocols (if more than one sampler, all should sign):

Date	Name	Signature	Company
8/4/09	DAN ARMOUR		PRO-TECH

DISTRIBUTION: WHITE/ORIGINAL - Stays with Sample, YELLOW - Returned to Client, PINK - Field Copy

FIELD INFORMATION FORM

WASTE MANAGEMENT

Site Name: VISTA

Site No.: | | | | |

Sample Point: MWFL01 (Sample ID)

This Waste Management Field Information Form is Required
This form is to be completed, in addition to any State Forms. The Field Form is submitted along with the Chain of Custody Forms that accompany the sample containers (i.e. with the cooler that is returned to the laboratory).

Laboratory Use Only/Lab ID: 1005

PURGE INFO

PURGE DATE (MM DD YY)	PURGE TIME (2400 Hr Clock)	ELAPSED HRS (hrs:min)	WATER VOL IN CASING (Gallons)	ACTUAL VOL PURGED (Gallons)	WELL VOLs PURGED
080409	1432	1:05	148	80	60

Note: For Passive Sampling, replace "Water Vol in Casing" and "Well Vols Purged" w/ Water Vol in Tubing/Flow Cell and Tubing/Flow Cell Vols Purged. Mark changes, record field data, below.

PURGE/SAMPLE EQUIPMENT

Purging and Sampling Equipment ... Dedicated: (Y) or N

Purging Device: C — A- Submersible Pump, B-Peristaltic Pump, C-QED Bladder Pump, D-Bailer, E-Piston Pump, F-Dipper/Bottle

Sampling Device: C

X-Other:

Filter Device: Y or (N) — 0.45 µ or _____ µ (circle or fill in)

Filter Type: —

Sample Tube Type: A — A-Teflon, B-Stainless Steel, C-PVC, D-Polypropylene, X-Other: _____

A-In-line Disposable, B-Pressure, C-Vacuum, X-Other _____

WELL DATA

Well Elevation (at TOC)	Depth to Water (DTW) (from TOC)	Groundwater Elevation (site datum, from TOC)
9316 (ft/msl)	3810 (ft)	5506 (ft/msl)

Total Well Depth (from TOC): 12888 (ft)

Stick Up (from ground elevation): _____ (ft)

Casing ID: 2 (in)

Casing Material: PVC

Note: Total Well Depth, Stick Up, Casing Id, etc. are optional and can be from historical data, unless required by Site/Permit. Well Elevation, DTW, and Groundwater Elevation must be current.

STABILIZATION DATA (Optional)

Sample Time (2400 Hr Clock)	Rate/Unit gpm	pH (std)	Conductance (SC/EC) (µmhos/cm @ 25 °C)	Temp. (°C)	Turbidity (ntu)	D.O. (mg/L - ppm)	eH/ORP (mV)	DTW (ft)
1500	1.4 1st		1st		1054			
1515	1.4 2nd		2nd		306			
1530	1.4 3rd	731	3rd 254	242	89	03	440	
1533	1.4 4th	733	4th 258	241	101	03	420	
1536	1.4	733	260	241	92	03	410	
Suggested range for 3 consec. readings or note Permit/State requirements:		+/- 0.2	+/- 3%	--	--	+/- 10%	+/- 25 mV	Stabilize

Stabilization Data Fields are Optional *(i.e. complete stabilization readings for parameters required by WM, Site, or State). These fields can be used where four (4) field measurements are required by State/Permit/Site. If a Data Logger or other Electronic format is used, fill in final readings below and submit electronic data separately to Site. If more fields above are needed, use separate sheet or form.*

FIELD DATA

SAMPLE DATE (MM DD YY)	pH (std)	CONDUCTANCE (umhos/cm @ 25°C)	TEMP. (°C)	TURBIDITY (ntu)	DO (mg/L-ppm)	eH/ORP (mV)	Other: _____ Units _____
080409	733	260	241	92	03	410	

Final Field Readings are required *(i.e. record field measurements, final stabilized readings, passive sample readings before sampling for all field parameters required by State/Permit/Site.*

FIELD COMMENTS

Sample Appearance: CLEAR Odor: _____ Color: NONE Other: NO Sheen

Weather Conditions (required daily, or as conditions change): Direction/Speed: CALM Outlook: P.C. 95°F Precipitation: Y or (N)

Specific Comments (including purge/well volume calculations if required): Attempted low flow however water is very cloudy.

Increased to high flow to remove solids and lower turbidity, Initial Turb = 641 NTU

CALC: 128.88 - 38.10 = 90.78 x 0.163 = 14.80 gallon

FLOW: 11 sec/qt x 4 = 44 ÷ 60 = 0.73 :: 1.36 gpm

ACTUAL: 65 ÷ 0.73 = 89.04 gallon

I certify that sampling procedures were in accordance with applicable EPA, State, and WM protocols (if more than one sampler, all should sign):

Date	Name	Signature	Company
8/4/09	DAN ARMOUR		PRO-TECH
___/___/___			

DISTRIBUTION: WHITE/ORIGINAL - Stays with Sample, YELLOW - Returned to Client, PINK - Field Copy

TAL-8029WM (0108)

FIELD INFORMATION FORM

WASTE MANAGEMENT

Site Name: VISTA

Site No.:

Sample Point: MW-FL3 (Sample ID)

This Waste Management Field Information Form is Required
This form is to be completed, in addition to any State Forms. The Field Form is submitted along with the Chain of Custody Forms that accompany the sample containers (i.e. with the cooler that is returned to the laboratory).

Laboratory Use Only/Lab ID: 1004

PURGE INFO

PURGE DATE (MM DD YY)	PURGE TIME (2400 Hr Clock)	ELAPSED HRS (hrs:min)	WATER VOL IN CASING (Gallons)	ACTUAL VOL PURGED (Gallons)	WELL VOLs PURGED
08 04 09	1215	0235	163	1850	95

Note: For Passive Sampling, replace "Water Vol in Casing" and "Well Vols Purged" w/ Water Vol in Tubing/Flow Cell and Tubing/Flow Cell Vols Purged. Mark changes, record field data, below.

PURGE/SAMPLE EQUIPMENT

Purging and Sampling Equipment ... Dedicated: (Y) or N

Filter Device: Y or (N) 0.45 µ or ____ µ (circle or fill in)

Purging Device: C — A- Submersible Pump, B-Peristaltic Pump, C-QED Bladder Pump, D-Bailer, E-Piston Pump, F-Dipper/Bottle

Sampling Device: C

X-Other:

Filter Type: — A-In-line Disposable, B-Pressure, C-Vacuum, X-Other ____

Sample Tube Type: A — A-Teflon, B-Stainless Steel, C-PVC, D-Polypropylene, X-Other: ____

WELL DATA

Well Elevation (at TOC): 9749 (ft/msl)

Depth to Water (DTW) (from TOC): 4240 (ft)

Groundwater Elevation (site datum, from TOC): 5509 (ft/msl)

Total Well Depth (from TOC): 14210 (ft)

Stick Up (from ground elevation): ____ (ft)

Casing ID: 2 (in)

Casing Material: PVC

Note: Total Well Depth, Stick Up, Casing Id, etc. are optional and can be from historical data, unless required by Site/Permit. Well Elevation, DTW, and Groundwater Elevation must be current.

STABILIZATION DATA (Optional)

Sample Time (2400 Hr Clock)	Rate/Unit gpm	pH (std)	Conductance (SC/EC) (µmhos/cm @ 25 °C)	Temp. (°C)	Turbidity (ntu)	D.O. (mg/L - ppm)	eH/ORP (mV)	DTW (ft)
1225	1.0 1st		1st		1782			
1235	1.0 2nd		2nd		1733			
1245	1.0 3rd		3rd		1691			
1255	1.0 4th		4th		1571			
1305	1.0				1336			
1315	1.0				1120			
1325	1.0				998			
1335	1.0				853			
1345	1.0				700			
1355	1.0				468			
Suggested range for 3 consec. readings or note Permit/State requirements:		+/- 0.2	+/- 3%	--	--	+/- 10%	+/- 25 mV	Stabilize

Stabilization Data Fields are Optional *(i.e. complete stabilization readings for parameters required by WM, Site, or State). These fields can be used where four (4) field measurements are required by State/Permit/Site. If a Data Logger or other Electronic format is used, fill in final readings below and submit electronic data separately to Site. If more fields above are needed, use separate sheet or form.*

FIELD DATA

SAMPLE DATE (MM DD YY)	pH (std)	CONDUCTANCE (umhos/cm @ 25°C)	TEMP. (°C)	TURBIDITY (ntu)	DO (mg/L-ppm)	eH/ORP (mV)	Other: ____ Units ____
08 04 09							

Final Field Readings are required *(i.e. record field measurements, final stabilized readings, passive sample readings before sampling for all field parameters required by State/Permit/Site.*

FIELD COMMENTS

Sample Appearance: CLEAR Odor: ____ Color: NONE Other: NO SHEEN

Weather Conditions (required daily, or as conditions change): Direction/Speed: E/0-5 Outlook: CLEAR, 90°F Precipitation: Y or (N)

Specific Comments (including purge/well volume calculations if required):

CALC: 14210 - 4240 = 9970 X 0.163 = 1625 GAL.

FLOW: 15.0 X 4 = 60 ÷ 60 = 1.00 MIN/GAL = 1 gpm

VOL: 155.00 ÷ 1.00 = 155.0 GAL.

I certify that sampling procedures were in accordance with applicable EPA, State, and WM protocols (if more than one sampler, all should sign):

Date	Name	Signature	Company
08/04/09	BEN RAMSEAWAN	Ben Ramseawan	PRO-TECH

DISTRIBUTION: WHITE/ORIGINAL - Stays with Sample, YELLOW - Returned to Client, PINK - Field Copy

FIELD INFORMATION FORM

WASTE MANAGEMENT

Site Name: VISTA

Site No.:

Sample Point: MW-FL3 (Sample ID)

This Waste Management Field Information Form is Required
This form is to be completed, in addition to any State Forms. The Field Form is submitted along with the Chain of Custody Forms that accompany the sample containers (i.e. with the cooler that is returned to the laboratory).

Laboratory Use Only/Lab ID:

PURGE INFO

PURGE DATE (MM DD YY)	PURGE TIME (2400 Hr Clock)	ELAPSED HRS (hrs:min)	WATER VOL IN CASING (Gallons)	ACTUAL VOL PURGED (Gallons)	WELL VOLs PURGED
080409	1215	0235	163	1550	9.5

Note: For Passive Sampling, replace "Water Vol in Casing" and "Well Vols Purged" w/ Water Vol in Tubing/Flow Cell and Tubing/Flow Cell Vols Purged. Mark changes, record field data, below.

PURGE/SAMPLE EQUIPMENT

Purging and Sampling Equipment ... Dedicated: (Y) or N

Filter Device: Y or (N) 0.45 µ or ____ µ (circle or fill in)

Purging Device: C

Sampling Device: C

A- Submersible Pump, B-Peristaltic Pump, C-QED Bladder Pump, D-Bailer, E-Piston Pump, F-Dipper/Bottle

Filter Type: —

A-In-line Disposable, B-Pressure, C-Vacuum, X-Other ____

X-Other:

Sample Tube Type: A

A-Teflon, B-Stainless Steel, C-PVC, D-Polypropylene, X-Other: ____

WELL DATA

Well Elevation (at TOC)	Depth to Water (DTW) (from TOC)	Groundwater Elevation (site datum, from TOC)	Total Well Depth (from TOC)	Stick Up (from ground elevation)	Casing ID	Casing Material
9749 (ft/msl)	4240 (ft)	5509 (ft/msl)	14210 (ft)	____ (ft)	2 (in)	PVC

Note: Total Well Depth, Stick Up, Casing Id, etc. are optional and can be from historical data, unless required by Site/Permit. Well Elevation, DTW, and Groundwater Elevation must be current.

STABILIZATION DATA (Optional)

Sample Time (2400 Hr Clock)	Rate/Unit	pH (std)	Conductance (SC/EC) (µmhos/cm @ 25 °C)	Temp. (°C)	Turbidity (ntu)	D.O. (mg/L - ppm)	eH/ORP (mV)	DTW (ft)
	gpm							
1405	100 1st		1st		383			
1415	100 2nd		2nd		242			
1425	100 3rd		3rd		173			
1435	100 4th	7.58	4th 253	24.5	12.5	0.0	-127.2	
1440	100	7.57	254	24.6	6.1	0.0	-126.4	
1443	100	7.57	253	24.7	5.9	0.0	-126.1	
1446	100	7.56	253	24.6	4.7	0.0	-126.6	
1449	100	7.56	253	24.9	3.3	0.0	-126.2	
Suggested range for 3 consec. readings or note Permit/State requirements:		+/- 0.2	+/- 3%	--	--	+/- 10%	+/- 25 mV	Stabilize

Stabilization Data Fields are Optional *(i.e. complete stabilization readings for parameters required by WM, Site, or State). These fields can be used where four (4) field measurements are required by State/Permit/Site. If a Data Logger or other Electronic format is used, fill in final readings below and submit electronic data separately to Site. If more fields above are needed, use separate sheet or form.*

FIELD DATA

SAMPLE DATE (MM DD YY)	pH (std)	CONDUCTANCE (umhos/cm @ 25°C)	TEMP. (°C)	TURBIDITY (ntu)	DO (mg/L-ppm)	eH/ORP (mV)	Other: ____ Units ____
080409	756	253	24.9	3.3	0.0	-126.2	

Final Field Readings are required *(i.e. record field measurements, final stabilized readings, passive sample readings before sampling for all field parameters required by State/Permit/Site.*

Sample Appearance: CLEAR Odor: ____ Color: NONE Other: NO SHEEN

Weather Conditions (required daily, or as conditions change): Direction/Speed E/0-5 Outlook: CLEAR, 90°F Precipitation: Y or (N)

Specific Comments (including purge/well volume calculations if required):

FIELD COMMENTS

CALC;
SEE PAGE 1
ATTEMPTED LOW FLOW HOW EVER THE WATER REMAINED VERY TURBID.
USED A HIGH FLOW TO REDUCE TURBIDITY. SAMPLE TIME; 1450

I certify that sampling procedures were in accordance with applicable EPA, State, and WM protocols (if more than one sampler, all should sign):

Date	Name	Signature	Company
08/04/09	BEN RAMSEAUR	Ben Ramseaur	PRO-TECH

DISTRIBUTION: WHITE/ORIGINAL - Stays with Sample, YELLOW - Returned to Client, PINK - Field Copy

PART III ANALYTICAL RESULTS

Facility GMS#: _____ Sampling Date/Time: 8/4/2009 /12:27:00PM

Test Site ID#: 19345 Report Period 2009 / 3
year / qtr

Well Name: MW-6AR Well Purged (Y/N): Y

Classification of Groundwater: GII Well Type: (X) Background
( ) Detection
( ) Compliance
( ) Other

Groundwater Elevation (NGVD): _____
or (MSL): 55.56

Storet Code	Parameter Monitored	Sampling Method	Filtered Y/N	Analysis Method	Analysis Date/Time	Analysis Results/Units	Detection Limit/Units
000094	Field Conductivity	BP	N	120.1	08/04/09 12:27	174 umhos/cm	1 umhos/cm
000299	Field Dissolved Oxygen	BP	N	360.1	08/04/09 12:27	1.9 mg/L	0.5 mg/L
000406	Field pH	BP	N	150.1	08/04/09 12:27	6.18 Std	0.1 Std
00010	Field Temperature	BP	N	170.1	08/04/09 12:27	24.6 deg C	--
82078	Field Turbidity	BP	N	180.1	08/04/09 12:27	2.5 NTU	0.5 NTU
082545	Groundwater Elevation	BP	N	DEP-SOP	08/04/09 12:27	55.56 ft	--
00620	Nitrate	BP	N	300.0	08/05/09 20:17	11 mg/L	2.5 mg/L

PART III ANALYTICAL RESULTS

Facility GMS#: _____ Sampling Date/Time: 8/4/2009 /12:59:00PM

Test Site ID#: 19338 Report Period 2009 / 3
year / qtr

Well Name: MW-2B Well Purged (Y/N): Y

Classification of Groundwater: GII Well Type: (X) Background
( ) Detection
( ) Compliance
( ) Other

Groundwater Elevation (NGVD): _____
or (MSL): 54.77

Storet Code	Parameter Monitored	Sampling Method	Filtered Y/N	Analysis Method	Analysis Date/Time	Analysis Results/Units	Detection Limit/Units
01045	Iron	BP	N	6010	08/11/09 15:44	430 ug/L	100 ug/L
000094	Field Conductivity	BP	N	120.1	08/04/09 12:59	129 umhos/cm	1 umhos/cm
000299	Field Dissolved Oxygen	BP	N	360.1	08/04/09 12:59	1.0 mg/L	0.5 mg/L
000406	Field pH	BP	N	150.1	08/04/09 12:59	7.77 Std	0.1 Std
00010	Field Temperature	BP	N	170.1	08/04/09 12:59	24.4 deg C	--
82078	Field Turbidity	BP	N	180.1	08/04/09 12:59	10.1 NTU	0.5 NTU
082545	Groundwater Elevation	BP	N	DEP-SOP	08/04/09 12:59	54.77 ft	--

PART III ANALYTICAL RESULTS

Facility GMS#: _____ Sampling Date/Time: 8/4/2009 / 2:18:00PM

Test Site ID#: 19344 Report Period 2009 / 3
year / qtr

Well Name: MW-5B Well Purged (Y/N): Y

Classification of Groundwater: GII Well Type: ( ) Background
( ) Detection
(X) Compliance
( ) Other

Groundwater Elevation (NGVD): _____
or (MSL): 54.80

Storet Code	Parameter Monitored	Sampling Method	Filtered Y/N	Analysis Method	Analysis Date/Time	Analysis Results/Units	Detection Limit/Units
01105	Aluminum	BP	N	6010	08/13/09 11:14	450 ug/L	100 ug/L
01045	Iron	BP	N	6010	08/11/09 15:46	150 ug/L	100 ug/L
000094	Field Conductivity	BP	N	120.1	08/04/09 14:18	191 umhos/cm	1 umhos/cm
000299	Field Dissolved Oxygen	BP	N	360.1	08/04/09 14:18	0.4 mg/L	0.5 mg/L
000406	Field pH	BP	N	150.1	08/04/09 14:18	7.47 Std	0.1 Std
00010	Field Temperature	BP	N	170.1	08/04/09 14:18	25.0 deg C	--
82078	Field Turbidity	BP	N	180.1	08/04/09 14:18	4.0 NTU	0.5 NTU
082545	Groundwater Elevation	BP	N	DEP-SOP	08/04/09 14:18	54.80 ft	--

PART III ANALYTICAL RESULTS

Facility GMS#: _____ Sampling Date/Time: 8/4/2009 / 1:47:00PM

Test Site ID#: 19348 Report Period 2009 / 3

year / qtr

Well Name: MW-7B Well Purged (Y/N): Y

Classification of Groundwater: GII Well Type: ( ) Background

( ) Detection

Groundwater Elevation (NGVD): _____ (X) Compliance

or (MSL): 56.36 ( ) Other

Storet Code	Parameter Monitored	Sampling Method	Filtered Y/N	Analysis Method	Analysis Date/Time	Analysis Results/Units	Detection Limit/Units
01025	Cadmium	BP	Y	6010	08/07/09 15:42	< 5.0 ug/L	5.0 ug/L
01049	Lead	BP	Y	6010	08/07/09 15:42	< 9.0 ug/L	9.0 ug/L
01027	Cadmium	BP	N	6010	08/11/09 15:48	< 5.0 ug/L	5.0 ug/L
01051	Lead	BP	N	6010	08/11/09 15:48	< 9.0 ug/L	9.0 ug/L
000094	Field Conductivity	BP	N	120.1	08/04/09 13:47	127 umhos/cm	1 umhos/cm
000299	Field Dissolved Oxygen	BP	N	360.1	08/04/09 13:47	0.6 mg/L	0.5 mg/L
000406	Field pH	BP	N	150.1	08/04/09 13:47	7.75 Std	0.1 Std
00010	Field Temperature	BP	N	170.1	08/04/09 13:47	24.7 deg C	--
82078	Field Turbidity	BP	N	180.1	08/04/09 13:47	18.4 NTU	0.5 NTU
082545	Groundwater Elevation	BP	N	DEP-SOP	08/04/09 13:47	56.36 ft	--

PART III ANALYTICAL RESULTS

Facility GMS#: _____ Sampling Date/Time: 8/4/2009 / 3:37:00PM

Test Site ID#: 19879 Report Period 2009 / 3
year / qtr

Well Name: MW-FL1 Well Purged (Y/N): Y

Classification of Groundwater: GII Well Type: ( ) Background
( ) Detection
(X) Compliance
( ) Other

Groundwater Elevation (NGVD): _____
or (MSL): 55.06

Storet Code	Parameter Monitored	Sampling Method	Filtered Y/N	Analysis Method	Analysis Date/Time	Analysis Results/Units	Detection Limit/Units
01105	Aluminum	BP	N	6010	08/13/09 11:17	57 ug/L	100 ug/L
01045	Iron	BP	N	6010	08/11/09 15:59	29 ug/L	100 ug/L
01055	Manganese	BP	N	6010	08/11/09 15:59	15 ug/L	10 ug/L
000094	Field Conductivity	BP	N	120.1	08/04/09 15:37	260 umhos/cm	1 umhos/cm
000299	Field Dissolved Oxygen	BP	N	360.1	08/04/09 15:37	0.3 mg/L	0.5 mg/L
000406	Field pH	BP	N	150.1	08/04/09 15:37	7.33 Std	0.1 Std
00010	Field Temperature	BP	N	170.1	08/04/09 15:37	24.1 deg C	--
82078	Field Turbidity	BP	N	180.1	08/04/09 15:37	9.2 NTU	0.5 NTU
082545	Groundwater Elevation	BP	N	DEP-SOP	08/04/09 15:37	55.06 ft	--

PART III ANALYTICAL RESULTS

Facility GMS#: _____ Sampling Date/Time: 8/4/2009 / 2:50:00PM

Test Site ID#: 19881 Report Period 2009 / 3

year / qtr

Well Name: MW-FL3 Well Purged (Y/N): Y

Classification of Groundwater: GII Well Type: ( ) Background

( ) Detection

Groundwater Elevation (NGVD): _____ (X) Compliance

or (MSL): 55.09 ( ) Other

Storet Code	Parameter Monitored	Sampling Method	Filtered Y/N	Analysis Method	Analysis Date/Time	Analysis Results/Units	Detection Limit/Units
01055	Manganese	BP	N	6010	08/11/09 16:02	44 ug/L	10 ug/L
000094	Field Conductivity	BP	N	120.1	08/04/09 14:50	253 umhos/cm	1 umhos/cm
000299	Field Dissolved Oxygen	BP	N	360.1	08/04/09 14:50	< 0.5 mg/L	0.5 mg/L
000406	Field pH	BP	N	150.1	08/04/09 14:50	7.56 Std	0.1 Std
00010	Field Temperature	BP	N	170.1	08/04/09 14:50	24.4 deg C	--
82078	Field Turbidity	BP	N	180.1	08/04/09 14:50	3.3 NTU	0.5 NTU
082545	Groundwater Elevation	BP	N	DEP-SOP	08/04/09 14:50	55.09 ft	--

PROFESSIONAL TECHNICAL SUPPORT SERVICES, INC.
Atlanta (770) 781-5951
Baton Rouge (225) 293-0136
Houston (208) 441-7606

FACILITY NAME: VISTA

DEPTH TO WATER
MEASUREMENTS

DATE: 6-26-09

MONITORING LOCATION	DEPTH TO WATER (ft TOC)
MW-2AR	32.50
MW-2B	35.01
MW-3A	39.17
MW-3B	39.64
MW-4A	29.37
MW-4B	29.49
MW-5A	26.63
MW-5B	28.10
MW-6AR	49.94
MW-6BR	49.88
MW-7A	41.16
MW-7B	54.42
MW-8R	43.78
MW-1A	42.15
MW-1B	53.13
MW-FL1	39.76
MW-FL2	31.71

MONITORING LOCATION	DEPTH TO WATER (ft TOC)
MW-FL3	44.44

WELL CONDITION SUMMARY

Site: VISTA Personnel: DAN ARMOUR

Date: 6-26-09 Page 1 of 2

Well ID	Protective Casing	Well Casing	Label	Lock	Sample Equipment Type	General Turbidity	Well Yield	Comments/Observations *
MW-1A	☒ OK ☐ Damaged	☒ OK ☐ Damaged	☒ OK ☐ Inadequate	☒ Yes ☐ No	DEDICATED BLADDER PUMP	☒ Clear ☐ Turbid	☒ OK ☐ Inadequate	
MW-1B	☒ OK ☐ Damaged	☒ OK ☐ Damaged	☒ OK ☐ Inadequate	☒ Yes ☐ No	"	☒ Clear ☐ Turbid	☒ OK ☐ Inadequate	
MW-2AR	☒ OK ☐ Damaged	☒ OK ☐ Damaged	☒ OK ☐ Inadequate	☒ Yes ☐ No	"	☒ Clear ☐ Turbid	☒ OK ☐ Inadequate	
MW-2B	☒ OK ☐ Damaged	☒ OK ☐ Damaged	☒ OK ☐ Inadequate	☒ Yes ☐ No	"	☒ Clear ☐ Turbid	☒ OK ☐ Inadequate	
MW-3A	☒ OK ☐ Damaged	☒ OK ☐ Damaged	☒ OK ☐ Inadequate	☒ Yes ☐ No	"	☒ Clear ☐ Turbid	☒ OK ☐ Inadequate	
MW-3B	☒ OK ☐ Damaged	☒ OK ☐ Damaged	☒ OK ☐ Inadequate	☒ Yes ☐ No	"	☒ Clear ☐ Turbid	☒ OK ☐ Inadequate	
MW-4A	☒ OK ☐ Damaged	☒ OK ☐ Damaged	☒ OK ☐ Inadequate	☒ Yes ☐ No	"	☒ Clear ☐ Turbid	☒ OK ☐ Inadequate	
MW-4B	☒ OK ☐ Damaged	☒ OK ☐ Damaged	☒ OK ☐ Inadequate	☒ Yes ☐ No	"	☒ Clear ☐ Turbid	☒ OK ☐ Inadequate	
MW-5A	☒ OK ☐ Damaged	☒ OK ☐ Damaged	☒ OK ☐ Inadequate	☒ Yes ☐ No	"	☒ Clear ☐ Turbid	☒ OK ☐ Inadequate	
MW-5B	☒ OK ☐ Damaged	☒ OK ☐ Damaged	☒ OK ☐ Inadequate	☒ Yes ☐ No	"	☒ Clear ☐ Turbid	☒ OK ☐ Inadequate	

* Note ponding water, weep holes, or any other information pertaining to well condition. Provide additional details on listed items.
Return this form to site manager and/or Complaince Manager/Engineer

WELL CONDITION SUMMARY

Site: VISTA Personnel: DAN ARMOUR

Date: 6-26-09 Page 2 of 2

Well ID	Protective Casing	Well Casing	Label	Lock	Sample Equipment Type	General Turbidity	Well Yield	Comments/Observations *
MW-6AR	☒ OK ☐ Damaged	☒ OK ☐ Damaged	☒ OK ☐ Inadequate	☒ Yes ☐ No	DEDICATED BLADDER PUMP	☒ Clear ☐ Turbid	☒ OK ☐ Inadequate	
MW-6BR	☒ OK ☐ Damaged	☒ OK ☐ Damaged	☒ OK ☐ Inadequate	☒ Yes ☐ No	"	☒ Clear ☐ Turbid	☒ OK ☐ Inadequate	
MW-7A	☒ OK ☐ Damaged	☒ OK ☐ Damaged	☒ OK ☐ Inadequate	☒ Yes ☐ No	"	☒ Clear ☐ Turbid	☒ OK ☐ Inadequate	
MW-7B	☒ OK ☐ Damaged	☒ OK ☐ Damaged	☒ OK ☐ Inadequate	☒ Yes ☐ No	"	☒ Clear ☒ Turbid	☒ OK ☐ Inadequate	SLIGHTLY CLOUDY
MW-FL1	☒ OK ☐ Damaged	☒ OK ☐ Damaged	☒ OK ☐ Inadequate	☒ Yes ☐ No	"	☐ Clear ☒ Turbid	☒ OK ☐ Inadequate	CLOUDY
MW-FL2	☒ OK ☐ Damaged	☒ OK ☐ Damaged	☒ OK ☐ Inadequate	☒ Yes ☐ No	"	☒ Clear ☐ Turbid	☒ OK ☐ Inadequate	
MW-FL3	☒ OK ☐ Damaged	☒ OK ☐ Damaged	☒ OK ☐ Inadequate	☒ Yes ☐ No	"	☐ Clear ☒ Turbid	☒ OK ☐ Inadequate	CLOUDY
MW-8R	☒ OK ☒ DSA Damaged	☐ OK ☒ Damaged	☒ OK ☐ Inadequate	☒ Yes ☐ No	SUBMERSIBLE PUMP	☒ Clear ☐ Turbid	☒ OK ☐ Inadequate	BEND/BREAK IN CASING ~20 ft below ground. DEDICATED PUMP could not pass
	☐ OK ☐ Damaged	☐ OK ☐ Damaged	☐ OK ☐ Inadequate	☐ Yes ☐ No		☐ Clear ☐ Turbid	☐ OK ☐ Inadequate	
	☐ OK ☐ Damaged	☐ OK ☐ Damaged	☐ OK ☐ Inadequate	☐ Yes ☐ No		☐ Clear ☐ Turbid	☐ OK ☐ Inadequate	

* Note ponding water, weep holes, or any other information pertaining to well condition. Provide additional details on listed items.
Return this form to site manager and/or Complaince Manager/Engineer

Form FD 9000-8: FIELD INSTRUMENT CALIBRATION RECORDS

INSTRUMENT (MAKE/MODEL#) HANNA HI 9828 INSTRUMENT # 725490

PARAMETER: *[check only one]*

☐ TEMPERATURE ☐ CONDUCTIVITY ☐ SALINITY ☐ pH ☐ ORP
☐ TURBIDITY ☐ RESIDUAL Cl ☒ DO ☐ OTHER _____

STANDARDS: *[Specify the type(s) of standards used for calibration, the origin of the standards, the standard values, and the date the standards were prepared or purchased]*

Standard A SATURATED AIR

Standard B _____

Standard C _____

DATE (yy/mm/dd)	TIME (hr:min)	STD (A, B, C)	STD VALUE	INSTRUMENT RESPONSE	% DEV.	CALIBRATED (YES, NO)	TYPE (INIT, CONT)	SAMPLER INITIALS
09/06/26	0600	A	8.218	8.13	0.09	Yes	C	DSA
09/06/30	0600	A	8.173	8.10	0.07	Yes	C	DSA

Table FS 2200-2
Dissolved Oxygen Saturation

TEMP	D.O.	mg/L	TEMP	D.O.	mg/L	TEMP	D.O.	mg/L	TEMP	D.O.	mg/L
deg C	SAT.	20%	deg C	SAT.	20%	deg C	SAT.	20%	deg C	SAT.	20%
15.0	10.084	2.017	19.0	9.276	1.855	23.0	8.578	1.716	27.0	7.968	1.594
15.1	10.062	2.012	19.1	9.258	1.852	23.1	8.562	1.712	27.1	7.954	1.591
15.2	10.040	2.008	19.2	9.239	1.848	23.2	8.546	1.709	27.2	7.940	1.588
15.3	10.019	2.004	19.3	9.220	1.844	23.3	8.530	1.706	27.3	7.926	1.585
15.4	9.997	1.999	19.4	9.202	1.840	23.4	8.514	1.703	27.4	7.912	1.582
15.5	9.976	1.995	19.5	9.184	1.837	23.5	8.498	1.700	27.5	7.898	1.580
15.6	9.955	1.991	19.6	9.165	1.833	23.6	8.482	1.696	27.6	7.884	1.577
15.7	9.934	1.987	19.7	9.147	1.829	23.7	8.466	1.693	27.7	7.870	1.574
15.8	9.912	1.982	19.8	9.129	1.826	23.8	8.450	1.690	27.8	7.856	1.571
15.9	9.891	1.978	19.9	9.111	1.822	23.9	8.434	1.687	27.9	7.842	1.568
16.0	9.870	1.974	20.0	9.092	1.818	24.0	8.418	1.684	28.0	7.828	1.566
16.1	9.849	1.970	20.1	9.074	1.815	24.1	8.403	1.681	28.1	7.814	1.563
16.2	9.829	1.966	20.2	9.056	1.811	24.2	8.387	1.677	28.2	7.800	1.560
16.3	9.808	1.962	20.3	9.039	1.808	24.3	8.371	1.674	28.3	7.786	1.557
16.4	9.787	1.957	20.4	9.021	1.804	24.4	8.356	1.671	28.4	7.773	1.555
16.5	9.767	1.953	20.5	9.003	1.801	24.5	8.340	1.668	28.5	7.759	1.552
16.6	9.746	1.949	20.6	8.985	1.797	24.6	8.325	1.665	28.6	7.745	1.549
16.7	9.726	1.945	20.7	8.968	1.794	24.7	8.309	1.662	28.7	7.732	1.546
16.8	9.705	1.941	20.8	8.950	1.790	24.8	8.294	1.659	28.8	7.718	1.544
16.9	9.685	1.937	20.9	8.932	1.786	24.9	8.279	1.656	28.9	7.705	1.541
17.0	9.665	1.933	21.0	8.915	1.783	25.0	8.263	1.653	29.0	7.691	1.538
17.1	9.645	1.929	21.1	8.898	1.780	25.1	8.248	1.650	29.1	7.678	1.536
17.2	9.625	1.925	21.2	8.880	1.776	25.2	8.233	1.647	29.2	7.664	1.533
17.3	9.605	1.921	21.3	8.863	1.773	25.3	8.218	1.644	29.3	7.651	1.530
17.4	9.585	1.917	21.4	8.846	1.769	25.4	8.203	1.641	29.4	7.638	1.528
17.5	9.565	1.913	21.5	8.829	1.766	25.5	8.188	1.638	29.5	7.625	1.525
17.6	9.545	1.909	21.6	8.812	1.762	25.6	8.173	1.635	29.6	7.611	1.522
17.7	9.526	1.905	21.7	8.794	1.759	25.7	8.158	1.632	29.7	7.598	1.520
17.8	9.506	1.901	21.8	8.777	1.755	25.8	8.143	1.629	29.8	7.585	1.517
17.9	9.486	1.897	21.9	8.761	1.752	25.9	8.128	1.626	29.9	7.572	1.514
18.0	9.467	1.893	22.0	8.744	1.749	26.0	8.114	1.623	30.0	7.559	1.512
18.1	9.448	1.890	22.1	8.727	1.745	26.1	8.099	1.620	30.1	7.546	1.509
18.2	9.428	1.886	22.2	8.710	1.742	26.2	8.084	1.617	30.2	7.533	1.507
18.3	9.409	1.882	22.3	8.693	1.739	26.3	8.070	1.614	30.3	7.520	1.504
18.4	9.390	1.878	22.4	8.677	1.735	26.4	8.055	1.611	30.4	7.507	1.501
18.5	9.371	1.874	22.5	8.660	1.732	26.5	8.040	1.608	30.5	7.494	1.499
18.6	9.352	1.870	22.6	8.644	1.729	26.6	8.026	1.605	30.6	7.481	1.496
18.7	9.333	1.867	22.7	8.627	1.725	26.7	8.012	1.602	30.7	7.468	1.494
18.8	9.314	1.863	22.8	8.611	1.722	26.8	7.997	1.599	30.8	7.456	1.491
18.9	9.295	1.859	22.9	8.595	1.719	26.9	7.983	1.597	30.9	7.443	1.489

Derived using the formula in Standard Methods for the Examination of Water and Wastewater, Page 4-101, 18th Edition, 1992

Form FD 9000-8: FIELD INSTRUMENT CALIBRATION RECORDS

INSTRUMENT (MAKE/MODEL#) HANNA HI 9828 INSTRUMENT # 725490

PARAMETER: *[check only one]*

☐ TEMPERATURE ☐ CONDUCTIVITY ☐ SALINITY ☒ pH ☐ ORP
☐ TURBIDITY ☐ RESIDUAL Cl ☐ DO ☐ OTHER _____

STANDARDS: *[Specify the type(s) of standards used for calibration, the origin of the standards, the standard values, and the date the standards were prepared or purchased]*

Standard A HANNA CAL. SOLUTION 7.01 (std) EXP: 04/2013

Standard B HANNA CAL SOLUTION 4.01 (std) EXP: 04/2013

Standard C HANNA CAL. SOLUTION 10.01 (std) EXP: 04/2013

DATE (yy/mm/dd)	TIME (hr:min)	STD (A, B, C)	STD VALUE	INSTRUMENT RESPONSE	% DEV	CALIBRATED (YES, NO)	TYPE (INIT, CONT)	SAMPLER INITIALS
09/06/26	0600	A	7.01	AUTO CAL	-	YES	C	DA
"	"	B	4.01	"	-	YES	C	DA
"	"	C	10.01	"	-	YES	C	DA
09/06/30	0600	A	7.01	AUTO CAL	-	YES	C	DA
"	"	B	4.01	"	-	YES	C	DA
"	"	C	10.01	"	-	YES	C	DA

Form FD 9000-8: FIELD INSTRUMENT CALIBRATION RECORDS

INSTRUMENT (MAKE/MODEL#) HFSCIENTIFIC MICRO TPI INSTRUMENT # 200710329

PARAMETER: *[check only one]*

☐ TEMPERATURE ☐ CONDUCTIVITY ☐ SALINITY ☐ pH ☐ ORP
☒ TURBIDITY ☐ RESIDUAL Cl ☐ DO ☐ OTHER _____

STANDARDS: *[Specify the type(s) of standards used for calibration, the origin of the standards, the standard values, and the date the standards were prepared or purchased]*

Standard A 1000 NTU HFSCIENTIFIC LOT# 90504 EXP: NOV 2010
Standard B 10.0 NTU HFSCIENTIFIC LOT# 90534 EXP: NOV 2010
Standard C 0.02 NTU HFSCIENTIFIC LOT# 90501 EXP: NOV 2010

DATE (yy/mm/dd)	TIME (hr:min)	STD (A, B, C)	STD VALUE	INSTRUMENT RESPONSE	% DEV.	CALIBRATED (YES, NO)	TYPE (INIT, CONT)	SAMPLER INITIALS
09/06/26	0600	A	1000	AUTO CAL	-	YES	C	DA
"	"	B	10	"	-	YES	C	DA
"	"	C	0.02	"	-	YES	C	DA
09/06/30	0600	A	1000	AUTO CAL	-	YES	C	DA
"	"	B	10	"	-	YES	C	DA
"	"	C	0.02	"	-	YES	C	DA

Form FD 9000-8: FIELD INSTRUMENT CALIBRATION RECORDS

INSTRUMENT (MAKE/MODEL#) HANNA HI 9828 INSTRUMENT # 725490

PARAMETER: *[check only one]*

☐ TEMPERATURE ☐ CONDUCTIVITY ☐ SALINITY ☐ pH ☒ ORP
☐ TURBIDITY ☐ RESIDUAL Cl ☐ DO ☐ OTHER _____

STANDARDS: *[Specify the type(s) of standards used for calibration, the origin of the standards, the standard values, and the date the standards were prepared or purchased]*

Standard A 240 mV PINE ENVIRONMENTAL LOT# 0639 EXP: 4-2013

Standard B _____

Standard C _____

DATE (yy/mm/dd)	TIME (hr:min)	STD (A, B, C)	STD VALUE	INSTRUMENT RESPONSE	% DEV	CALIBRATED (YES, NO)	TYPE (INIT, CONT)	SAMPLER INITIALS
09/04/26	0600	A	240	AUTO CAL	–	YES	C	OSA
09/06/30	0600	A	240	AUTO CAL	–	YES	C	OM

Form FD 9000-8: FIELD INSTRUMENT CALIBRATION RECORDS

INSTRUMENT (MAKE/MODEL#) HANNA HI9828 INSTRUMENT # 725490

PARAMETER: *[check only one]*

☐ TEMPERATURE ☒ CONDUCTIVITY ☐ SALINITY ☐ pH ☐ ORP
☐ TURBIDITY ☐ RESIDUAL Cl ☐ DO ☐ OTHER _____

STANDARDS: *[Specify the type(s) of standards used for calibration, the origin of the standards, the standard values, and the date the standards were prepared or purchased]*

Standard A 84 µS/cm PINE ENVIRONMENTAL EXP: 12-2009

Standard B 1413 µS/cm PINE ENVIRONMENTAL EXP: 09-2009

Standard C _____

DATE (yy/mm/dd)	TIME (hr:min)	STD (A, B, C)	STD VALUE	INSTRUMENT RESPONSE	% DEV	CALIBRATED (YES, NO)	TYPE (INIT, CONT)	SAMPLER INITIALS
09/06/26	0600	A	84	AUTO CAL	-	YES	C	DA
09/06/26	0600	B	1413	1	-	YES	C	DA
09/06/30	0600	A	84	AUTO CAL	-	YES	C	DA
09/06/30	0600	B	1413	1	-	YES	C	DA

DEP-SOP-001/01
Form FD 9000-24

GROUNDWATER SAMPLING LOG

SITE NAME:	VISTA	SITE LOCATION:	APOPKA, FLORIDA
WELL NO:	MW-4B	SAMPLE ID:	DATE: 6-26-09

PURGING DATA

WELL DIAMETER (inches):	TUBING DIAMETER (inches): 5/8	WELL SCREEN INTERVAL DEPTH: 63.00 feet to 73.00 feet	STATIC DEPTH TO WATER (feet): 29.49	PURGE PUMP TYPE OR BAILER: BP

WELL VOLUME PURGE: 1 WELL VOLUME = (TOTAL WELL DEPTH – STATIC DEPTH TO WATER) X WELL CAPACITY
only fill out if applicable)
= (73.00 feet – 29.49 feet) X 0.163 gallons/foot = 7.09 gallons

EQUIPMENT VOLUME PURGE: 1 EQUIPMENT VOL. = PUMP VOLUME + (TUBING CAPACITY X TUBING LENGTH) + FLOW CELL VOLUME
(only fill out if applicable)
= gallons + (gallons/foot X feet) + gallons = gallons

INITIAL PUMP OR TUBING DEPTH IN WELL (feet): 68.00	FINAL PUMP OR TUBING DEPTH IN WELL (feet): 68.00	PURGING INITIATED AT: 1117	PURGING ENDED AT: 1137	TOTAL VOLUME PURGED (gallons): 3.9

TIME	VOLUME PURGED (gallons)	CUMUL. VOLUME PURGED (gallons)	PURGE RATE (gpm)	DEPTH TO WATER (feet)	pH (standard units)	TEMP. (°C)	COND. (µmhos/cm or µS/cm)	DISSOLVED OXYGEN (circle mg/L or % saturation)	TURBIDITY (NTUs)	COLOR (describe)	ODOR (describe)
	(*) SEE ATTACHED		WASTE MANAGEMENT					SAMPLE			
		FIELD INFORMATION				FORM					

WELL CAPACITY (Gallons Per Foot): 0.75" = 0.02; 1" = 0.04; 1.25" = 0.06; 2" = 0.16; 3" = 0.37; 4" = 0.65; 5" = 1.02; 6" = 1.47; 12" = 5.88
TUBING INSIDE DIA. CAPACITY (Gal./Ft.): 1/8" = 0.0006; 3/16" = 0.0014; 1/4" = 0.0026; 5/16" = 0.004; 3/8" = 0.006; 1/2" = 0.010; 5/8" = 0.016

SAMPLING DATA

SAMPLED BY (PRINT) / AFFILIATION:	SAMPLER(S) SIGNATURES:	SAMPLING INITIATED AT: 1137	SAMPLING ENDED AT: NR
DAN ARMOUR BEN RAMJEAWAN / PRO-TECH			
PUMP OR TUBING DEPTH IN WELL (feet): 68.00	SAMPLE PUMP FLOW RATE (mL per minute): NM	TUBING MATERIAL CODE:	
FIELD DECONTAMINATION: (Y) N	FIELD-FILTERED: Y (N) FILTER SIZE: ____ µm Filtration Equipment Type:	DUPLICATE: Y (N)	

SAMPLE CONTAINER SPECIFICATION				SAMPLE PRESERVATION				
SAMPLE ID CODE	# CONTAINERS	MATERIAL CODE	VOLUME	PRESERVATIVE USED	TOTAL VOL ADDED IN FIELD (mL)	FINAL pH	INTENDED ANALYSIS AND/OR METHOD	SAMPLING EQUIPMENT CODE
(*)	SEE	C-O-C		FOR BOTTLE	ORDER	WORKSHEET		
(*)	SEE	ATTACHED		FIELD	INFORMATION	FORM	FOR ADDITIONAL	DATA

REMARKS:

MATERIAL CODES: AG = Amber Glass; CG = Clear Glass; PE = Polyethylene; PP = Polypropylene; S = Silicone; T = Teflon; O = Other (Specify)

SAMPLING/PURGING EQUIPMENT CODES: APP = After Peristaltic Pump; B = Bailer; BP = Bladder Pump; ESP = Electric Submersible Pump; PP = Peristaltic Pump; RFPP = Reverse Flow Peristaltic Pump; SM = Straw Method (Tubing Gravity Drain); VT = Vacuum Trap; O = Other (Specify)

NOTES: 1. **The above do not constitute all of the information required by Chapter 62-160, F.A.C.**
2. STABILIZATION CRITERIA FOR RANGE OF VARIATION OF LAST THREE CONSECUTIVE READINGS (SEE FS 2212, SECTION 3)
pH: ± 0.2 units **Temperature:** ± 0.2 °C **Specific Conductance:** ± 5% **Dissolved Oxygen:** all readings ≤ 20% saturation (see Table FS 2200-2); optionally, ± 0.2 mg/L or ± 10% (whichever is greater) **Turbidity:** all readings ≤ 20 NTU; optionally ± 5 NTU or ± 10% (whichever is greater)

DEP-SOP-001/01
Form FD 9000-24

GROUNDWATER SAMPLING LOG

SITE NAME:	VISTA	SITE LOCATION:	APOPKA, FLORIDA
WELL NO:	MW-5A	SAMPLE ID:	DATE: 6-26-09

PURGING DATA

WELL DIAMETER (inches):	TUBING DIAMETER (inches): 5/8	WELL SCREEN INTERVAL DEPTH: 23 feet to 43.08 feet	STATIC DEPTH TO WATER (feet): 26.63	PURGE PUMP TYPE OR BAILER: BP

WELL VOLUME PURGE: 1 WELL VOLUME = (TOTAL WELL DEPTH – STATIC DEPTH TO WATER) X WELL CAPACITY
(only fill out if applicable)
= (43.08 feet – 26.63 feet) X 0.163 gallons/foot = 2.68 gallons

EQUIPMENT VOLUME PURGE: 1 EQUIPMENT VOL. = PUMP VOLUME + (TUBING CAPACITY X TUBING LENGTH) + FLOW CELL VOLUME
(only fill out if applicable)
= gallons + (gallons/foot X feet) + gallons = gallons

INITIAL PUMP OR TUBING DEPTH IN WELL (feet): 33.08	FINAL PUMP OR TUBING DEPTH IN WELL (feet): 33.08	PURGING INITIATED AT: 1045	PURGING ENDED AT: 1102	TOTAL VOLUME PURGED (gallons): 2.8

TIME	VOLUME PURGED (gallons)	CUMUL. VOLUME PURGED (gallons)	PURGE RATE (gpm)	DEPTH TO WATER (feet)	pH (standard units)	TEMP. (°C)	COND. (µmhos/cm or µS/cm)	DISSOLVED OXYGEN (circle mg/L or % saturation)	TURBIDITY (NTUs)	COLOR (describe)	ODOR (describe)
(*) SEE ATTACHED WASTE MANAGEMENT SAMPLE											
		FIELD INFORMATION FORM									

WELL CAPACITY (Gallons Per Foot): 0.75" = 0.02; 1" = 0.04; 1.25" = 0.06; 2" = 0.16; 3" = 0.37; 4" = 0.65; 5" = 1.02; 6" = 1.47; 12" = 5.88
TUBING INSIDE DIA. CAPACITY (Gal./Ft.): 1/8" = 0.0006; 3/16" = 0.0014; 1/4" = 0.0026; 5/16" = 0.004; 3/8" = 0.006; 1/2" = 0.010; 5/8" = 0.016

SAMPLING DATA

SAMPLED BY (PRINT) / AFFILIATION: DAN ARMOUR, BEN RAMIGAWAN / PRO-TECH	SAMPLER(S) SIGNATURES:	SAMPLING INITIATED AT: 1102	SAMPLING ENDED AT: NR
PUMP OR TUBING DEPTH IN WELL (feet): 33.08	SAMPLE PUMP FLOW RATE (mL per minute): NM	TUBING MATERIAL CODE:	
FIELD DECONTAMINATION: (Y) N	FIELD-FILTERED: Y (N) FILTER SIZE: ____ µm Filtration Equipment Type:	DUPLICATE: Y (N)	

SAMPLE CONTAINER SPECIFICATION				SAMPLE PRESERVATION				
SAMPLE ID CODE	# CONTAINERS	MATERIAL CODE	VOLUME	PRESERVATIVE USED	TOTAL VOL ADDED IN FIELD (mL)	FINAL pH	INTENDED ANALYSIS AND/OR METHOD	SAMPLING EQUIPMENT CODE
(*)	SEE	C-O-C		5 BOTTLE	ORDER	WORKSHEET		
(*)	SEE	ATTACHED		FIELD	INFORMATION	FORM	FOR ADDITIONAL	DATA

REMARKS:

MATERIAL CODES: AG = Amber Glass; CG = Clear Glass; PE = Polyethylene; PP = Polypropylene; S = Silicone; T = Teflon; O = Other (Specify)

SAMPLING/PURGING EQUIPMENT CODES: APP = After Peristaltic Pump; B = Bailer; BP = Bladder Pump; ESP = Electric Submersible Pump; PP = Peristaltic Pump; RFPP = Reverse Flow Peristaltic Pump; SM = Straw Method (Tubing Gravity Drain); VT = Vacuum Trap; O = Other (Specify)

NOTES: 1. The above do not constitute all of the information required by Chapter 62-160, F.A.C.
2. STABILIZATION CRITERIA FOR RANGE OF VARIATION OF LAST THREE CONSECUTIVE READINGS (SEE FS 2212, SECTION 3)
pH: ± 0.2 units Temperature: ± 0.2 °C Specific Conductance: ± 5% Dissolved Oxygen: all readings ≤ 20% saturation (see Table FS 2200-2); optionally, ± 0.2 mg/L or ± 10% (whichever is greater) Turbidity: all readings ≤ 20 NTU; optionally ± 5 NTU or ± 10% (whichever is greater)

DEP-SOP-001/01
Form FD 9000-24

GROUNDWATER SAMPLING LOG

SITE NAME:	VISTA	SITE LOCATION:	APOPKA, FLORIDA
WELL NO:	MW-5B	SAMPLE ID:	DATE: 6-26-09

PURGING DATA

WELL DIAMETER (Inches):	TUBING DIAMETER (inches): 5/8	WELL SCREEN INTERVAL DEPTH: 59.35 feet to 69.35 feet	STATIC DEPTH TO WATER (feet): 28.10	PURGE PUMP TYPE OR BAILER: BP

WELL VOLUME PURGE: 1 WELL VOLUME = (TOTAL WELL DEPTH – STATIC DEPTH TO WATER) X WELL CAPACITY
(only fill out if applicable)
= (69.35 feet – 28.10 feet) X 0.163 gallons/foot = 6.72 gallons

EQUIPMENT VOLUME PURGE: 1 EQUIPMENT VOL. = PUMP VOLUME + (TUBING CAPACITY X TUBING LENGTH) + FLOW CELL VOLUME
(only fill out if applicable)
= gallons + (gallons/foot X feet) + gallons = gallons

INITIAL PUMP OR TUBING DEPTH IN WELL (feet): 64.35	FINAL PUMP OR TUBING DEPTH IN WELL (feet): 64.35	PURGING INITIATED AT: 1015	PURGING ENDED AT: 1034	TOTAL VOLUME PURGED (gallons): 4.0

TIME	VOLUME PURGED (gallons)	CUMUL. VOLUME PURGED (gallons)	PURGE RATE (gpm)	DEPTH TO WATER (feet)	pH (standard units)	TEMP. (°C)	COND. (µmhos/cm or µS/cm)	DISSOLVED OXYGEN (circle mg/L or % saturation)	TURBIDITY (NTUs)	COLOR (describe)	ODOR (describe)
	(*) SEE ATTACHED WASTE MANAGEMENT SAMPLE										
		FIELD INFORMATION FORM									

WELL CAPACITY (Gallons Per Foot): 0.75" = 0.02; 1" = 0.04; 1.25" = 0.06; 2" = 0.16; 3" = 0.37; 4" = 0.65; 5" = 1.02; 6" = 1.47; 12" = 5.88
TUBING INSIDE DIA. CAPACITY (Gal./Ft.): 1/8" = 0.0006; 3/16" = 0.0014; 1/4" = 0.0026; 5/16" = 0.004; 3/8" = 0.006; 1/2" = 0.010; 5/8" = 0.016

SAMPLING DATA

SAMPLED BY (PRINT) / AFFILIATION: DAN ARMOUR, BEN RAMJEAWAN / PRO-TECH	SAMPLER(S) SIGNATURES:	SAMPLING INITIATED AT: 1034	SAMPLING ENDED AT: NR
PUMP OR TUBING DEPTH IN WELL (feet): 64.35	SAMPLE PUMP FLOW RATE (mL per minute): NM	TUBING MATERIAL CODE:	
FIELD DECONTAMINATION: (Y) N	FIELD-FILTERED: Y (N) FILTER SIZE: ____ µm Filtration Equipment Type:	DUPLICATE: Y (N)	

SAMPLE CONTAINER SPECIFICATION				SAMPLE PRESERVATION				
SAMPLE ID CODE	# CONTAINERS	MATERIAL CODE	VOLUME	PRESERVATIVE USED	TOTAL VOL ADDED IN FIELD (mL)	FINAL pH	INTENDED ANALYSIS AND/OR METHOD	SAMPLING EQUIPMENT CODE
(*)	SEE	C-O-C		FOR BOTTLE	ORDER	WORKSHEET		
(*)	SEE	ATTACHED		FIELD	INFORMATION	FORM	FOR ADDITIONAL	DATA

REMARKS:

MATERIAL CODES: AG = Amber Glass; CG = Clear Glass; PE = Polyethylene; PP = Polypropylene; S = Silicone; T = Teflon; O = Other (Specify)

SAMPLING/PURGING EQUIPMENT CODES: APP = After Peristaltic Pump; B = Bailer; BP = Bladder Pump; ESP = Electric Submersible Pump; PP = Peristaltic Pump; RFPP = Reverse Flow Peristaltic Pump; SM = Straw Method (Tubing Gravity Drain); VT = Vacuum Trap; O = Other (Specify)

NOTES: 1. The above do not constitute all of the information required by Chapter 62-160, F.A.C.
2. STABILIZATION CRITERIA FOR RANGE OF VARIATION OF LAST THREE CONSECUTIVE READINGS (SEE FS 2212, SECTION 3)

pH: ± 0.2 units **Temperature:** ± 0.2 °C **Specific Conductance:** ± 5% **Dissolved Oxygen:** all readings ≤ 20% saturation (see Table FS 2200-2); optionally, ± 0.2 mg/L or ± 10% (whichever is greater) **Turbidity:** all readings ≤ 20 NTU; optionally ± 5 NTU or ± 10% (whichever is greater)

DEP-SOP-001/01
Form FD 9000-24

GROUNDWATER SAMPLING LOG

SITE NAME: VISTA		SITE LOCATION: APOPKA, FLORIDA	
WELL NO: MW-7A	SAMPLE ID:		DATE: 6-26-09

PURGING DATA

WELL DIAMETER (inches):	TUBING DIAMETER (inches): 5/8	WELL SCREEN INTERVAL DEPTH: 51.03 feet to 71.03 feet	STATIC DEPTH TO WATER (feet): 41.16	PURGE PUMP TYPE OR BAILER: BP

WELL VOLUME PURGE: 1 WELL VOLUME = (TOTAL WELL DEPTH – STATIC DEPTH TO WATER) X WELL CAPACITY (only fill out if applicable)

= (71.03 feet – 41.16 feet) X 0.163 gallons/foot = 4.87 gallons

EQUIPMENT VOLUME PURGE: 1 EQUIPMENT VOL. = PUMP VOLUME + (TUBING CAPACITY X TUBING LENGTH) + FLOW CELL VOLUME (only fill out if applicable)

= gallons + (gallons/foot X feet) + gallons = gallons

INITIAL PUMP OR TUBING DEPTH IN WELL (feet): 61.03	FINAL PUMP OR TUBING DEPTH IN WELL (feet): 61.03	PURGING INITIATED AT: 0946	PURGING ENDED AT: 1004	TOTAL VOLUME PURGED (gallons): 3.3

TIME	VOLUME PURGED (gallons)	CUMUL. VOLUME PURGED (gallons)	PURGE RATE (gpm)	DEPTH TO WATER (feet)	pH (standard units)	TEMP. (°C)	COND. (µmhos/cm or µS/cm)	DISSOLVED OXYGEN (circle mg/L or % saturation)	TURBIDITY (NTUs)	COLOR (describe)	ODOR (describe)
	(*) SEE ATTACHED		WASTE MANAGEMENT					SAMPLE			
		FIELD INFORMATION				FORM					

WELL CAPACITY (Gallons Per Foot): 0.75" = 0.02; 1" = 0.04; 1.25" = 0.06; 2" = 0.16; 3" = 0.37; 4" = 0.65; 5" = 1.02; 6" = 1.47; 12" = 5.88
TUBING INSIDE DIA. CAPACITY (Gal./Ft.): 1/8" = 0.0006; 3/16" = 0.0014; 1/4" = 0.0026; 5/16" = 0.004; 3/8" = 0.006; 1/2" = 0.010; 5/8" = 0.016

SAMPLING DATA

SAMPLED BY (PRINT) / AFFILIATION: DAN ARMOUR, BEN RAMJEAWAN / PRO-TECH	SAMPLER(S) SIGNATURES:	SAMPLING INITIATED AT: 1004	SAMPLING ENDED AT: NR
PUMP OR TUBING DEPTH IN WELL (feet): 61.03	SAMPLE PUMP FLOW RATE (mL per minute): NM	TUBING MATERIAL CODE:	
FIELD DECONTAMINATION: (Y) N	FIELD-FILTERED: Y (N) FILTER SIZE: ____ µm Filtration Equipment Type:	DUPLICATE: Y (N)	

SAMPLE CONTAINER SPECIFICATION				SAMPLE PRESERVATION				
SAMPLE ID CODE	# CONTAINERS	MATERIAL CODE	VOLUME	PRESERVATIVE USED	TOTAL VOL ADDED IN FIELD (mL)	FINAL pH	INTENDED ANALYSIS AND/OR METHOD	SAMPLING EQUIPMENT CODE
(*)	SEE	C-O-C		FOR BOTTLE	ORDER	WORKSHEET		
(*)	SEE	ATTACHED		FIELD	INFORMATION	FORM	FOR ADDITIONAL	DATA

REMARKS:

MATERIAL CODES: AG = Amber Glass; CG = Clear Glass; PE = Polyethylene; PP = Polypropylene; S = Silicone; T = Teflon; O = Other (Specify)

SAMPLING/PURGING EQUIPMENT CODES: APP = After Peristaltic Pump; B = Bailer; BP = Bladder Pump; ESP = Electric Submersible Pump; PP = Peristaltic Pump; RFPP = Reverse Flow Peristaltic Pump; SM = Straw Method (Tubing Gravity Drain); VT = Vacuum Trap; O = Other (Specify)

NOTES: 1. The above do not constitute all of the information required by Chapter 62-160, F.A.C.

2. STABILIZATION CRITERIA FOR RANGE OF VARIATION OF LAST THREE CONSECUTIVE READINGS (SEE FS 2212, SECTION 3)

pH: ± 0.2 units **Temperature:** ± 0.2 °C **Specific Conductance:** ± 5% **Dissolved Oxygen:** all readings ≤ 20% saturation (see Table FS 2200-2); optionally, ± 0.2 mg/L or ± 10% (whichever is greater) **Turbidity:** all readings ≤ 20 NTU; optionally ± 5 NTU or ± 10% (whichever is greater)

DEP-SOP-001/01
Form FD 9000-24

GROUNDWATER SAMPLING LOG

SITE NAME: VISTA	SITE LOCATION: APOPKA, FLORIDA	
WELL NO: MW-07B	SAMPLE ID:	DATE: 6-26-09

PURGING DATA

WELL DIAMETER (inches):	TUBING DIAMETER (inches): 5/8	WELL SCREEN INTERVAL DEPTH: 81.70 feet to 91.70 feet	STATIC DEPTH TO WATER (feet): 54.42	PURGE PUMP TYPE OR BAILER: BP

WELL VOLUME PURGE: 1 WELL VOLUME = (TOTAL WELL DEPTH – STATIC DEPTH TO WATER) X WELL CAPACITY (only fill out if applicable)

= (91.70 feet – 54.42 feet) X 0.163 gallons/foot = 6.08 gallons

EQUIPMENT VOLUME PURGE: 1 EQUIPMENT VOL. = PUMP VOLUME + (TUBING CAPACITY X TUBING LENGTH) + FLOW CELL VOLUME (only fill out if applicable)

= gallons + (gallons/foot X feet) + gallons = gallons

INITIAL PUMP OR TUBING DEPTH IN WELL (feet): 86.70	FINAL PUMP OR TUBING DEPTH IN WELL (feet): 86.70	PURGING INITIATED AT: 0913	PURGING ENDED AT: 0933	TOTAL VOLUME PURGED (gallons): 4.0

TIME	VOLUME PURGED (gallons)	CUMUL. VOLUME PURGED (gallons)	PURGE RATE (gpm)	DEPTH TO WATER (feet)	pH (standard units)	TEMP. (°C)	COND. (µmhos/cm or µS/cm)	DISSOLVED OXYGEN (circle mg/L or % saturation)	TURBIDITY (NTUs)	COLOR (describe)	ODOR (describe)
(*) SEE ATTACHED WASTE MANAGEMENT SAMPLE											
FIELD INFORMATION FORM											

WELL CAPACITY (Gallons Per Foot): 0.75" = 0.02; 1" = 0.04; 1.25" = 0.06; 2" = 0.16; 3" = 0.37; 4" = 0.65; 5" = 1.02; 6" = 1.47; 12" = 5.88
TUBING INSIDE DIA. CAPACITY (Gal./Ft.): 1/8" = 0.0006; 3/16" = 0.0014; 1/4" = 0.0026; 5/16" = 0.004; 3/8" = 0.006; 1/2" = 0.010; 5/8" = 0.016

SAMPLING DATA

SAMPLED BY (PRINT) / AFFILIATION: DAN ARMOUR, BEN RAMJEAWAN / PRO-TECH	SAMPLER(S) SIGNATURES:	SAMPLING INITIATED AT: 0933	SAMPLING ENDED AT: NR
PUMP OR TUBING DEPTH IN WELL (feet): 86.70	SAMPLE PUMP FLOW RATE (mL per minute): NM	TUBING MATERIAL CODE:	
FIELD DECONTAMINATION: (Y) N	FIELD-FILTERED: Y (N) FILTER SIZE: ____ µm Filtration Equipment Type:	DUPLICATE: Y (N)	

SAMPLE CONTAINER SPECIFICATION				SAMPLE PRESERVATION				
SAMPLE ID CODE	# CONTAINERS	MATERIAL CODE	VOLUME	PRESERVATIVE USED	TOTAL VOL ADDED IN FIELD (mL)	FINAL pH	INTENDED ANALYSIS AND/OR METHOD	SAMPLING EQUIPMENT CODE
(*) SEE	C-O-C			& BOTTLE ORDER		WORKSHEET		
(*) SEE	ATTACHED			FIELD INFORMATION FORM			FOR ADDITIONAL DATA	

REMARKS:

MATERIAL CODES: AG = Amber Glass; CG = Clear Glass; PE = Polyethylene; PP = Polypropylene; S = Silicone; T = Teflon; O = Other (Specify)

SAMPLING/PURGING EQUIPMENT CODES: APP = After Peristaltic Pump; B = Bailer; BP = Bladder Pump; ESP = Electric Submersible Pump; PP = Peristaltic Pump; RFPP = Reverse Flow Peristaltic Pump; SM = Straw Method (Tubing Gravity Drain); VT = Vacuum Trap; O = Other (Specify)

NOTES: 1. The above do not constitute all of the information required by Chapter 62-160, F.A.C.

2. STABILIZATION CRITERIA FOR RANGE OF VARIATION OF LAST THREE CONSECUTIVE READINGS (SEE FS 2212, SECTION 3)

pH: ± 0.2 units **Temperature:** ± 0.2 °C **Specific Conductance:** ± 5% **Dissolved Oxygen:** all readings ≤ 20% saturation (see Table FS 2200-2); optionally, ± 0.2 mg/L or ± 10% (whichever is greater) **Turbidity:** all readings ≤ 20 NTU; optionally ± 5 NTU or ± 10% (whichever is greater)

DEP-SOP-001/01
Form FD 9000-24

GROUNDWATER SAMPLING LOG

SITE NAME:	VISTA	SITE LOCATION:	APOPKA, FLORIDA
WELL NO:	MW-1A	SAMPLE ID:	DATE: 6-26-09

PURGING DATA

WELL DIAMETER (inches):	TUBING DIAMETER (inches): 5/8	WELL SCREEN INTERVAL DEPTH: 49.71 feet to 69.71 feet	STATIC DEPTH TO WATER (feet): 42.15	PURGE PUMP TYPE OR BAILER: BP

WELL VOLUME PURGE: 1 WELL VOLUME = (TOTAL WELL DEPTH – STATIC DEPTH TO WATER) X WELL CAPACITY
only fill out if applicable)
= (69.71 feet – 42.15 feet) X 0.163 gallons/foot = 4.49 gallons

EQUIPMENT VOLUME PURGE: 1 EQUIPMENT VOL. = PUMP VOLUME + (TUBING CAPACITY X TUBING LENGTH) + FLOW CELL VOLUME
(only fill out if applicable)
= gallons + (gallons/foot X feet) + gallons = gallons

INITIAL PUMP OR TUBING DEPTH IN WELL (feet): 59.71	FINAL PUMP OR TUBING DEPTH IN WELL (feet): 59.71	PURGING INITIATED AT: 0843	PURGING ENDED AT: 0902	TOTAL VOLUME PURGED (gallons): 3.6

TIME	VOLUME PURGED (gallons)	CUMUL. VOLUME PURGED (gallons)	PURGE RATE (gpm)	DEPTH TO WATER (feet)	pH (standard units)	TEMP. (°C)	COND. (µmhos/cm or µS/cm)	DISSOLVED OXYGEN (circle mg/L or % saturation)	TURBIDITY (NTUs)	COLOR (describe)	ODOR (describe)
	(*) SEE	ATTACHED	WASTE	MANAGEMENT				SAMPLE			
		FIELD	INFORMATION	FORM							

WELL CAPACITY (Gallons Per Foot): 0.75" = 0.02; 1" = 0.04; 1.25" = 0.06; 2" = 0.16; 3" = 0.37; 4" = 0.65; 5" = 1.02; 6" = 1.47; 12" = 5.88
TUBING INSIDE DIA. CAPACITY (Gal./Ft.): 1/8" = 0.0006; 3/16" = 0.0014; 1/4" = 0.0026; 5/16" = 0.004; 3/8" = 0.006; 1/2" = 0.010; 5/8" = 0.016

SAMPLING DATA

SAMPLED BY (PRINT) / AFFILIATION: DAN ARMOUR, BEN RAMJEAWAN / PRO-TECH	SAMPLER(S) SIGNATURES:	SAMPLING INITIATED AT: 0902	SAMPLING ENDED AT: NR
PUMP OR TUBING DEPTH IN WELL (feet): 59.71	SAMPLE PUMP FLOW RATE (mL per minute): NM	TUBING MATERIAL CODE:	
FIELD DECONTAMINATION: (Y) N	FIELD-FILTERED: Y (N) FILTER SIZE: ____ µm Filtration Equipment Type:	DUPLICATE: Y (N)	

SAMPLE CONTAINER SPECIFICATION				SAMPLE PRESERVATION				
SAMPLE ID CODE	# CONTAINERS	MATERIAL CODE	VOLUME	PRESERVATIVE USED	TOTAL VOL ADDED IN FIELD (mL)	FINAL pH	INTENDED ANALYSIS AND/OR METHOD	SAMPLING EQUIPMENT CODE
(*)	SEE	C-O-C		FOR BOTTLE	ORDER	WORKSHEET		
(*)	SEE	ATTACHED		FIELD	INFORMATION	FORM	FOR ADDITIONAL	DATA

REMARKS:

MATERIAL CODES: AG = Amber Glass; CG = Clear Glass; PE = Polyethylene; PP = Polypropylene; S = Silicone; T = Teflon; O = Other (Specify)

SAMPLING/PURGING EQUIPMENT CODES: APP = After Peristaltic Pump; B = Bailer; BP = Bladder Pump; ESP = Electric Submersible Pump; PP = Peristaltic Pump; RFPP = Reverse Flow Peristaltic Pump; SM = Straw Method (Tubing Gravity Drain); VT = Vacuum Trap; O = Other (Specify)

NOTES: 1. The above do not constitute all of the information required by Chapter 62-160, F.A.C.

2. STABILIZATION CRITERIA FOR RANGE OF VARIATION OF LAST THREE CONSECUTIVE READINGS (SEE FS 2212, SECTION 3)

pH: ± 0.2 units Temperature: ± 0.2 °C Specific Conductance: ± 5% Dissolved Oxygen: all readings ≤ 20% saturation (see Table FS 2200-2); optionally, ± 0.2 mg/L or ± 10% (whichever is greater) Turbidity: all readings ≤ 20 NTU; optionally ± 5 NTU or ± 10% (whichever is greater)

DEP-SOP-001/01
Form FD 9000-24

GROUNDWATER SAMPLING LOG

SITE NAME: VISTA		SITE LOCATION: APOPKA, FLORIDA	
WELL NO: MW-1B	SAMPLE ID:		DATE: 6-26-09

PURGING DATA

WELL DIAMETER (inches):	TUBING DIAMETER (inches): 5/8	WELL SCREEN INTERVAL DEPTH: 86.78 feet to 96.78 feet	STATIC DEPTH TO WATER (feet): 53.13	PURGE PUMP TYPE OR BAILER: BP

WELL VOLUME PURGE: 1 WELL VOLUME = (TOTAL WELL DEPTH − STATIC DEPTH TO WATER) X WELL CAPACITY (only fill out if applicable)

= (96.78 feet − 53.13 feet) X 0.163 gallons/foot = 7.11 gallons

EQUIPMENT VOLUME PURGE: 1 EQUIPMENT VOL. = PUMP VOLUME + (TUBING CAPACITY X TUBING LENGTH) + FLOW CELL VOLUME (only fill out if applicable)

= gallons + (gallons/foot X feet) + gallons = gallons

INITIAL PUMP OR TUBING DEPTH IN WELL (feet): 91.78	FINAL PUMP OR TUBING DEPTH IN WELL (feet): 91.78	PURGING INITIATED AT: 0807	PURGING ENDED AT: 0830	TOTAL VOLUME PURGED (gallons): 4.4

TIME	VOLUME PURGED (gallons)	CUMUL. VOLUME PURGED (gallons)	PURGE RATE (gpm)	DEPTH TO WATER (feet)	pH (standard units)	TEMP. (°C)	COND. (µmhos/cm or µS/cm)	DISSOLVED OXYGEN (circle mg/L or % saturation)	TURBIDITY (NTUs)	COLOR (describe)	ODOR (describe)
	(*) SEE ATTACHED WASTE MANAGEMENT SAMPLE										
		FIELD INFORMATION FORM									

WELL CAPACITY (Gallons Per Foot): 0.75" = 0.02; 1" = 0.04; 1.25" = 0.06; 2" = 0.16; 3" = 0.37; 4" = 0.65; 5" = 1.02; 6" = 1.47; 12" = 5.88
TUBING INSIDE DIA. CAPACITY (Gal./Ft.): 1/8" = 0.0006; 3/16" = 0.0014; 1/4" = 0.0026; 5/16" = 0.004; 3/8" = 0.006; 1/2" = 0.010; 5/8" = 0.016

SAMPLING DATA

SAMPLED BY (PRINT) / AFFILIATION: DAN ARMOUR, BEN RAMJEAWAN / PRO-TECH	SAMPLER(S) SIGNATURES:	SAMPLING INITIATED AT: 0830	SAMPLING ENDED AT: NR
PUMP OR TUBING DEPTH IN WELL (feet): 91.78	SAMPLE PUMP FLOW RATE (mL per minute): NM	TUBING MATERIAL CODE:	
FIELD DECONTAMINATION: (Y) N	FIELD-FILTERED: Y (N) FILTER SIZE: ____ µm Filtration Equipment Type:	DUPLICATE: Y (N)	

SAMPLE CONTAINER SPECIFICATION				SAMPLE PRESERVATION				
SAMPLE ID CODE	# CONTAINERS	MATERIAL CODE	VOLUME	PRESERVATIVE USED	TOTAL VOL ADDED IN FIELD (mL)	FINAL pH	INTENDED ANALYSIS AND/OR METHOD	SAMPLING EQUIPMENT CODE
(*)	SEE	C-O-C		F BOTTLE	ORDER	WORKSHEET		
(*)	SEE	ATTACHED		FIELD	INFORMATION	FORM	FOR ADDITIONAL DATA	

REMARKS:

MATERIAL CODES: AG = Amber Glass; CG = Clear Glass; PE = Polyethylene; PP = Polypropylene; S = Silicone; T = Teflon; O = Other (Specify)

SAMPLING/PURGING EQUIPMENT CODES: APP = After Peristaltic Pump; B = Bailer; BP = Bladder Pump; ESP = Electric Submersible Pump; PP = Peristaltic Pump; RFPP = Reverse Flow Peristaltic Pump; SM = Straw Method (Tubing Gravity Drain); VT = Vacuum Trap; O = Other (Specify)

NOTES: 1. The above do not constitute all of the information required by Chapter 62-160, F.A.C.
2. STABILIZATION CRITERIA FOR RANGE OF VARIATION OF LAST THREE CONSECUTIVE READINGS (SEE FS 2212, SECTION 3)

pH: ± 0.2 units Temperature: ± 0.2 °C Specific Conductance: ± 5% Dissolved Oxygen: all readings ≤ 20% saturation (see Table FS 2200-2); optionally, ± 0.2 mg/L or ± 10% (whichever is greater) Turbidity: all readings ≤ 20 NTU; optionally ± 5 NTU or ± 10% (whichever is greater)

DEP-SOP-001/01
Form FD 9000-24

GROUNDWATER SAMPLING LOG

SITE NAME:	VISTA	SITE LOCATION:	APOPKA, FLORIDA
WELL NO:	MW-FL3	SAMPLE ID:	DATE: 6-26-09

PURGING DATA

WELL DIAMETER (inches):	TUBING DIAMETER (inches): 5/8	WELL SCREEN INTERVAL DEPTH: 132.10 feet to 142.10 feet	STATIC DEPTH TO WATER (feet): 44.44	PURGE PUMP TYPE OR BAILER: BP

WELL VOLUME PURGE: 1 WELL VOLUME = (TOTAL WELL DEPTH – STATIC DEPTH TO WATER) X WELL CAPACITY
only fill out if applicable)
= (142.10 feet – 44.44 feet) X 0.163 gallons/foot = 15.92 gallons

EQUIPMENT VOLUME PURGE: 1 EQUIPMENT VOL. = PUMP VOLUME + (TUBING CAPACITY X TUBING LENGTH) + FLOW CELL VOLUME
(only fill out if applicable)
= gallons + (gallons/foot X feet) + gallons = gallons

INITIAL PUMP OR TUBING DEPTH IN WELL (feet): 137.10	FINAL PUMP OR TUBING DEPTH IN WELL (feet): 137.10	PURGING INITIATED AT: 0615	PURGING ENDED AT: 0745	TOTAL VOLUME PURGED (gallons): 17.8

TIME	VOLUME PURGED (gallons)	CUMUL. VOLUME PURGED (gallons)	PURGE RATE (gpm)	DEPTH TO WATER (feet)	pH (standard units)	TEMP. (°C)	COND. (µmhos/cm or µS/cm)	DISSOLVED OXYGEN (circle mg/L or % saturation)	TURBIDITY (NTUs)	COLOR (describe)	ODOR (describe)
	(*) SEE ATTACHED		WASTE MANAGEMENT					SAMPLE			
		FIELD INFORMATION FORM									

WELL CAPACITY (Gallons Per Foot): 0.75" = 0.02; 1" = 0.04; 1.25" = 0.06; 2" = 0.16; 3" = 0.37; 4" = 0.65; 5" = 1.02; 6" = 1.47; 12" = 5.88
TUBING INSIDE DIA. CAPACITY (Gal./Ft.): 1/8" = 0.0006; 3/16" = 0.0014; 1/4" = 0.0026; 5/16" = 0.004; 3/8" = 0.006; 1/2" = 0.010; 5/8" = 0.016

SAMPLING DATA

SAMPLED BY (PRINT) / AFFILIATION:	SAMPLER(S) SIGNATURES:	SAMPLING INITIATED AT: 0745	SAMPLING ENDED AT: NR
DAN ARMOUR / PRO-TECH BEN RAMJEAWAN			
PUMP OR TUBING DEPTH IN WELL (feet): 137.10	SAMPLE PUMP FLOW RATE (mL per minute): NM	TUBING MATERIAL CODE:	
FIELD DECONTAMINATION: (Y) N	FIELD-FILTERED: (Y) N FILTER SIZE: ____ µm Filtration Equipment Type:	DUPLICATE: Y (N)	

SAMPLE CONTAINER SPECIFICATION				SAMPLE PRESERVATION				
SAMPLE ID CODE	# CONTAINERS	MATERIAL CODE	VOLUME	PRESERVATIVE USED	TOTAL VOL ADDED IN FIELD (mL)	FINAL pH	INTENDED ANALYSIS AND/OR METHOD	SAMPLING EQUIPMENT CODE
(*)	SEE	C-O-C		FOR BOTTLE	ORDER	WORKSHEET		
(*)	SEE	ATTACHED		FIELD	INFORMATION	FORM	FOR ADDITIONAL	DATA

REMARKS:

MATERIAL CODES: AG = Amber Glass; CG = Clear Glass; PE = Polyethylene; PP = Polypropylene; S = Silicone; T = Teflon; O = Other (Specify)

SAMPLING/PURGING EQUIPMENT CODES: APP = After Peristaltic Pump; B = Bailer; BP = Bladder Pump; ESP = Electric Submersible Pump; PP = Peristaltic Pump; RFPP = Reverse Flow Peristaltic Pump; SM = Straw Method (Tubing Gravity Drain); VT = Vacuum Trap; O = Other (Specify)

NOTES: 1. The above do not constitute all of the information required by Chapter 62-160, F.A.C.
2. STABILIZATION CRITERIA FOR RANGE OF VARIATION OF LAST THREE CONSECUTIVE READINGS (SEE FS 2212, SECTION 3)
pH: ± 0.2 units Temperature: ± 0.2 °C Specific Conductance: ± 5% Dissolved Oxygen: all readings ≤ 20% saturation (see Table FS 2200-2); optionally, ± 0.2 mg/L or ± 10% (whichever is greater) Turbidity: all readings ≤ 20 NTU; optionally ± 5 NTU or ± 10% (whichever is greater)

DEP-SOP-001/01
Form FD 9000-24

GROUNDWATER SAMPLING LOG

SITE NAME: VISTA	SITE LOCATION: APOPKA, FLORIDA	
WELL NO: MW-3B	SAMPLE ID:	DATE: 6.26.09

PURGING DATA

WELL DIAMETER (inches):	TUBING DIAMETER (inches): 5/8	WELL SCREEN INTERVAL DEPTH: 75.30 feet to 85.30 feet	STATIC DEPTH TO WATER (feet): 39.64	PURGE PUMP TYPE OR BAILER: BP

WELL VOLUME PURGE: 1 WELL VOLUME = (TOTAL WELL DEPTH – STATIC DEPTH TO WATER) X WELL CAPACITY
only fill out if applicable)
= (85.30 feet – 39.64 feet) X 0.163 gallons/foot = 7.44 gallons

EQUIPMENT VOLUME PURGE: 1 EQUIPMENT VOL. = PUMP VOLUME + (TUBING CAPACITY X TUBING LENGTH) + FLOW CELL VOLUME
(only fill out if applicable)
= gallons + (gallons/foot X feet) + gallons = gallons

INITIAL PUMP OR TUBING DEPTH IN WELL (feet): 80.30	FINAL PUMP OR TUBING DEPTH IN WELL (feet): 80.30	PURGING INITIATED AT: 1240	PURGING ENDED AT: 1360	TOTAL VOLUME PURGED (gallons): 5.6

TIME	VOLUME PURGED (gallons)	CUMUL. VOLUME PURGED (gallons)	PURGE RATE (gpm)	DEPTH TO WATER (feet)	pH (standard units)	TEMP. (°C)	COND. (µmhos/cm or µS/cm)	DISSOLVED OXYGEN (circle mg/L or % saturation)	TURBIDITY (NTUs)	COLOR (describe)	ODOR (describe)
(*) SEE ATTACHED WASTE MANAGEMENT SAMPLE											
		FIELD INFORMATION FORM									

WELL CAPACITY (Gallons Per Foot): 0.75" = 0.02; 1" = 0.04; 1.25" = 0.06; 2" = 0.16; 3" = 0.37; 4" = 0.65; 5" = 1.02; 6" = 1.47; 12" = 5.88
TUBING INSIDE DIA. CAPACITY (Gal./Ft.): 1/8" = 0.0006; 3/16" = 0.0014; 1/4" = 0.0026; 5/16" = 0.004; 3/8" = 0.006; 1/2" = 0.010; 5/8" = 0.016

SAMPLING DATA

SAMPLED BY (PRINT) / AFFILIATION: DAN ARMOUR, BEN RAMJEAWAN / PRO-TECH	SAMPLER(S) SIGNATURES:	SAMPLING INITIATED AT: 1310	SAMPLING ENDED AT: NR
PUMP OR TUBING DEPTH IN WELL (feet): 80.30	SAMPLE PUMP FLOW RATE (mL per minute): NM	TUBING MATERIAL CODE:	
FIELD DECONTAMINATION: (Y) N	FIELD-FILTERED: Y (N) FILTER SIZE: ____ µm Filtration Equipment Type:	DUPLICATE: Y (N)	

SAMPLE CONTAINER SPECIFICATION				SAMPLE PRESERVATION				
SAMPLE ID CODE	# CONTAINERS	MATERIAL CODE	VOLUME	PRESERVATIVE USED	TOTAL VOL ADDED IN FIELD (mL)	FINAL pH	INTENDED ANALYSIS AND/OR METHOD	SAMPLING EQUIPMENT CODE
(*)	SEE	C-O-C		F BOTTLE	ORDER	WORKSHEET		
(*)	SEE	ATTACHED		FIELD	INFORMATION	FORM	FOR ADDITIONAL	DATA

REMARKS:

MATERIAL CODES: AG = Amber Glass; CG = Clear Glass; PE = Polyethylene; PP = Polypropylene; S = Silicone; T = Teflon; O = Other (Specify)

SAMPLING/PURGING EQUIPMENT CODES: APP = After Peristaltic Pump; B = Bailer; BP = Bladder Pump; ESP = Electric Submersible Pump; PP = Peristaltic Pump; RFPP = Reverse Flow Peristaltic Pump; SM = Straw Method (Tubing Gravity Drain); VT = Vacuum Trap; O = Other (Specify)

NOTES: 1. The above do not constitute all of the information required by Chapter 62-160, F.A.C.
2. STABILIZATION CRITERIA FOR RANGE OF VARIATION OF LAST THREE CONSECUTIVE READINGS (SEE FS 2212, SECTION 3)

pH: ± 0.2 units **Temperature:** ± 0.2 °C **Specific Conductance:** ± 5% **Dissolved Oxygen:** all readings ≤ 20% saturation (see Table FS 2200-2); optionally, ± 0.2 mg/L or ± 10% (whichever is greater) **Turbidity:** all readings ≤ 20 NTU; optionally ± 5 NTU or ± 10% (whichever is greater)

DEP-SOP-001/01
Form FD 9000-24

GROUNDWATER SAMPLING LOG

SITE NAME:	VISTA	SITE LOCATION:	APOPKA, FLORIDA
WELL NO:	MW-FL1	SAMPLE ID:	DATE: 6-26-09

PURGING DATA

WELL DIAMETER (inches):	TUBING DIAMETER (inches): 5/8	WELL SCREEN INTERVAL DEPTH: 118.88 feet to 128.88 feet	STATIC DEPTH TO WATER (feet): 39.76	PURGE PUMP TYPE OR BAILER: BP

WELL VOLUME PURGE: 1 WELL VOLUME = (TOTAL WELL DEPTH – STATIC DEPTH TO WATER) X WELL CAPACITY
only fill out if applicable)
= (128.88 feet – 39.76 feet) X 0.163 gallons/foot = 14.53 gallons

EQUIPMENT VOLUME PURGE: 1 EQUIPMENT VOL. = PUMP VOLUME + (TUBING CAPACITY X TUBING LENGTH) + FLOW CELL VOLUME
(only fill out if applicable)
= gallons + (gallons/foot X feet) + gallons = gallons

INITIAL PUMP OR TUBING DEPTH IN WELL (feet): 123.88	FINAL PUMP OR TUBING DEPTH IN WELL (feet): 123.88	PURGING INITIATED AT: 1220	PURGING ENDED AT: 1344	TOTAL VOLUME PURGED (gallons): 17.8

TIME	VOLUME PURGED (gallons)	CUMUL. VOLUME PURGED (gallons)	PURGE RATE (gpm)	DEPTH TO WATER (feet)	pH (standard units)	TEMP. (°C)	COND. (µmhos/cm or µS/cm)	DISSOLVED OXYGEN (circle mg/L or % saturation)	TURBIDITY (NTUs)	COLOR (describe)	ODOR (describe)
	(*) SEE ATTACHED WASTE MANAGEMENT SAMPLE										
		FIELD INFORMATION FORM									

WELL CAPACITY (Gallons Per Foot): 0.75" = 0.02; 1" = 0.04; 1.25" = 0.06; 2" = 0.16; 3" = 0.37; 4" = 0.65; 5" = 1.02; 6" = 1.47; 12" = 5.88
TUBING INSIDE DIA. CAPACITY (Gal./Ft.): 1/8" = 0.0006; 3/16" = 0.0014; 1/4" = 0.0026; 5/16" = 0.004; 3/8" = 0.006; 1/2" = 0.010; 5/8" = 0.016

SAMPLING DATA

SAMPLED BY (PRINT) / AFFILIATION: DAN ARMOUR, BEN RAMJEAWAN / PRO-TECH	SAMPLER(S) SIGNATURES:	SAMPLING INITIATED AT: 1344	SAMPLING ENDED AT: NR
PUMP OR TUBING DEPTH IN WELL (feet): 123.88	SAMPLE PUMP FLOW RATE (mL per minute): NM	TUBING MATERIAL CODE:	
FIELD DECONTAMINATION: (Y) N	FIELD-FILTERED: (Y) N FILTER SIZE: ____ µm Filtration Equipment Type:	DUPLICATE: Y (N)	

SAMPLE CONTAINER SPECIFICATION				SAMPLE PRESERVATION				
SAMPLE ID CODE	# CONTAINERS	MATERIAL CODE	VOLUME	PRESERVATIVE USED	TOTAL VOL ADDED IN FIELD (mL)	FINAL pH	INTENDED ANALYSIS AND/OR METHOD	SAMPLING EQUIPMENT CODE
(*)	SEE	C-O-C		FOR BOTTLE	ORDER	WORKSHEET		
(*)	SEE	ATTACHED		FIELD	INFORMATION	FORM	FOR ADDITIONAL	DATA

REMARKS:

MATERIAL CODES: AG = Amber Glass; CG = Clear Glass; PE = Polyethylene; PP = Polypropylene; S = Silicone; T = Teflon; O = Other (Specify)

SAMPLING/PURGING EQUIPMENT CODES: APP = After Peristaltic Pump; B = Bailer; BP = Bladder Pump; ESP = Electric Submersible Pump; PP = Peristaltic Pump; RFPP = Reverse Flow Peristaltic Pump; SM = Straw Method (Tubing Gravity Drain); VT = Vacuum Trap; O = Other (Specify)

NOTES: 1. The above do not constitute all of the information required by Chapter 62-160, F.A.C.

2. STABILIZATION CRITERIA FOR RANGE OF VARIATION OF LAST THREE CONSECUTIVE READINGS (SEE FS 2212, SECTION 3)

pH: ± 0.2 units Temperature: ± 0.2 °C Specific Conductance: ± 5% Dissolved Oxygen: all readings ≤ 20% saturation (see Table FS 2200-2); optionally, ± 0.2 mg/L or ± 10% (whichever is greater) Turbidity: all readings ≤ 20 NTU; optionally ± 5 NTU or ± 10% (whichever is greater)

DEP-SOP-001/01
Form FD 9000-24

GROUNDWATER SAMPLING LOG

SITE NAME: VISTA		SITE LOCATION: APOPKA, FLORIDA	
WELL NO: MW-4A	SAMPLE ID:		DATE: 6-26-09

PURGING DATA

WELL DIAMETER (Inches):	TUBING DIAMETER (inches): 5/8	WELL SCREEN INTERVAL DEPTH: 26.65 feet to 46.65 feet	STATIC DEPTH TO WATER (feet): 29.37	PURGE PUMP TYPE OR BAILER: BP

WELL VOLUME PURGE: 1 WELL VOLUME = (TOTAL WELL DEPTH – STATIC DEPTH TO WATER) X WELL CAPACITY
only fill out if applicable)
= (46.65 feet – 29.37 feet) X 0.163 gallons/foot = 2.82 gallons

EQUIPMENT VOLUME PURGE: 1 EQUIPMENT VOL. = PUMP VOLUME + (TUBING CAPACITY X TUBING LENGTH) + FLOW CELL VOLUME
(only fill out if applicable)
= gallons + (gallons/foot X feet) + gallons = gallons

INITIAL PUMP OR TUBING DEPTH IN WELL (feet): 36.65	FINAL PUMP OR TUBING DEPTH IN WELL (feet): 36.65	PURGING INITIATED AT: 1150	PURGING ENDED AT: 1209	TOTAL VOLUME PURGED (gallons): 3.1

TIME	VOLUME PURGED (gallons)	CUMUL. VOLUME PURGED (gallons)	PURGE RATE (gpm)	DEPTH TO WATER (feet)	pH (standard units)	TEMP. (°C)	COND. (µmhos/cm or µS/cm)	DISSOLVED OXYGEN (circle mg/L or % saturation)	TURBIDITY (NTUs)	COLOR (describe)	ODOR (describe)
	(*) SEE ATTACHED WASTE MANAGEMENT SAMPLE										
		FIELD INFORMATION FORM									

WELL CAPACITY (Gallons Per Foot): 0.75" = 0.02; 1" = 0.04; 1.25" = 0.06; 2" = 0.16; 3" = 0.37; 4" = 0.65; 5" = 1.02; 6" = 1.47; 12" = 5.88
TUBING INSIDE DIA. CAPACITY (Gal./Ft.): 1/8" = 0.0006; 3/16" = 0.0014; 1/4" = 0.0026; 5/16" = 0.004; 3/8" = 0.006; 1/2" = 0.010; 5/8" = 0.016

SAMPLING DATA

SAMPLED BY (PRINT) / AFFILIATION: DAN ARMOUR, BEN RAMJEAWAN / PRO-TECH	SAMPLER(S) SIGNATURES:	SAMPLING INITIATED AT: 1209	SAMPLING ENDED AT: NR
PUMP OR TUBING DEPTH IN WELL (feet): 36.65	SAMPLE PUMP FLOW RATE (mL per minute): NM	TUBING MATERIAL CODE:	
FIELD DECONTAMINATION: (Y) N	FIELD-FILTERED: Y (N) FILTER SIZE: ____ µm Filtration Equipment Type:	DUPLICATE: Y (N)	

SAMPLE CONTAINER SPECIFICATION				SAMPLE PRESERVATION				
SAMPLE ID CODE	# CONTAINERS	MATERIAL CODE	VOLUME	PRESERVATIVE USED	TOTAL VOL ADDED IN FIELD (mL)	FINAL pH	INTENDED ANALYSIS AND/OR METHOD	SAMPLING EQUIPMENT CODE
(*)	SEE	C-O-C		F BOTTLE	ORDER	WORKSHEET		
(*)	SEE	ATTACHED		FIELD	INFORMATION	FORM	FOR ADDITIONAL	DATA

REMARKS:

MATERIAL CODES: AG = Amber Glass; CG = Clear Glass; PE = Polyethylene; PP = Polypropylene; S = Silicone; T = Teflon; O = Other (Specify)

SAMPLING/PURGING EQUIPMENT CODES: APP = After Peristaltic Pump; B = Bailer; BP = Bladder Pump; ESP = Electric Submersible Pump; PP = Peristaltic Pump; RFPP = Reverse Flow Peristaltic Pump; SM = Straw Method (Tubing Gravity Drain); VT = Vacuum Trap; O = Other (Specify)

NOTES: 1. The above do not constitute all of the information required by Chapter 62-160, F.A.C.
2. STABILIZATION CRITERIA FOR RANGE OF VARIATION OF LAST THREE CONSECUTIVE READINGS (SEE FS 2212, SECTION 3)
pH: ± 0.2 units **Temperature:** ± 0.2 °C **Specific Conductance:** ± 5% **Dissolved Oxygen:** all readings ≤ 20% saturation (see Table FS 2200-2); optionally, ± 0.2 mg/L or ± 10% (whichever is greater) **Turbidity:** all readings ≤ 20 NTU; optionally ± 5 NTU or ± 10% (whichever is greater)

DEP-SOP-001/01
Form FD 9000-24

GROUNDWATER SAMPLING LOG

SITE NAME: VISTA		SITE LOCATION: APOPKA, FLORIDA	
WELL NO: MW-8R	SAMPLE ID:		DATE: 6-30-09

PURGING DATA

WELL DIAMETER (inches):	TUBING DIAMETER (inches): 5/8	WELL SCREEN INTERVAL DEPTH: 61.00 feet to 71.00 feet	STATIC DEPTH TO WATER (feet): 44.00	PURGE PUMP TYPE OR BAILER: BP (OSA) ESP

WELL VOLUME PURGE: 1 WELL VOLUME = (TOTAL WELL DEPTH – STATIC DEPTH TO WATER) X WELL CAPACITY
only fill out if applicable)
= (71.00 feet – 44.00 feet) X 0.163 gallons/foot = 4.40 gallons

EQUIPMENT VOLUME PURGE: 1 EQUIPMENT VOL. = PUMP VOLUME + (TUBING CAPACITY X TUBING LENGTH) + FLOW CELL VOLUME
(only fill out if applicable)
= gallons + (gallons/foot X feet) + gallons = gallons

INITIAL PUMP OR TUBING DEPTH IN WELL (feet):	FINAL PUMP OR TUBING DEPTH IN WELL (feet):	PURGING INITIATED AT:	PURGING ENDED AT:	TOTAL VOLUME PURGED (gallons):
66.00	66.00	0950	1015	6.0

TIME	VOLUME PURGED (gallons)	CUMUL. VOLUME PURGED (gallons)	PURGE RATE (gpm)	DEPTH TO WATER (feet)	pH (standard units)	TEMP. (°C)	COND. (µmhos/cm or µS/cm)	DISSOLVED OXYGEN (circle mg/L or % saturation)	TURBIDITY (NTUs)	COLOR (describe)	ODOR (describe)
(*) SEE ATTACHED WASTE MANAGEMENT SAMPLE											
FIELD INFORMATION FORM											

WELL CAPACITY (Gallons Per Foot): 0.75" = 0.02; 1" = 0.04; 1.25" = 0.06; 2" = 0.16; 3" = 0.37; 4" = 0.65; 5" = 1.02; 6" = 1.47; 12" = 5.88
TUBING INSIDE DIA. CAPACITY (Gal./Ft.): 1/8" = 0.0006; 3/16" = 0.0014; 1/4" = 0.0026; 5/16" = 0.004; 3/8" = 0.006; 1/2" = 0.010; 5/8" = 0.016

SAMPLING DATA

SAMPLED BY (PRINT) / AFFILIATION: DAN ARMOUR, BEN RAMJEAWAN / PRO-TECH	SAMPLER(S) SIGNATURES:	SAMPLING INITIATED AT: 1015	SAMPLING ENDED AT: NR
PUMP OR TUBING DEPTH IN WELL (feet): 66.00	SAMPLE PUMP FLOW RATE (mL per minute): NM	TUBING MATERIAL CODE:	
FIELD DECONTAMINATION: (Y) N	FIELD-FILTERED: Y (N) FILTER SIZE: ____ µm Filtration Equipment Type:	DUPLICATE: Y (N)	

SAMPLE CONTAINER SPECIFICATION				SAMPLE PRESERVATION				
SAMPLE ID CODE	# CONTAINERS	MATERIAL CODE	VOLUME	PRESERVATIVE USED	TOTAL VOL ADDED IN FIELD (mL)	FINAL pH	INTENDED ANALYSIS AND/OR METHOD	SAMPLING EQUIPMENT CODE
(*) SEE	C-O-C		1 BOTTLE	ORDER	WORKSHEET			
(*) SEE	ATTACHED		FIELD	INFORMATION	FORM	FOR ADDITIONAL DATA		

REMARKS:

MATERIAL CODES: AG = Amber Glass; CG = Clear Glass; PE = Polyethylene; PP = Polypropylene; S = Silicone; T = Teflon; O = Other (Specify)

SAMPLING/PURGING EQUIPMENT CODES: APP = After Peristaltic Pump; B = Bailer; BP = Bladder Pump; ESP = Electric Submersible Pump; PP = Peristaltic Pump; RFPP = Reverse Flow Peristaltic Pump; SM = Straw Method (Tubing Gravity Drain); VT = Vacuum Trap; O = Other (Specify)

NOTES: 1. The above do not constitute all of the information required by Chapter 62-160, F.A.C.
2. STABILIZATION CRITERIA FOR RANGE OF VARIATION OF LAST THREE CONSECUTIVE READINGS (SEE FS 2212, SECTION 3)
pH: ± 0.2 units Temperature: ± 0.2 °C Specific Conductance: ± 5% Dissolved Oxygen: all readings ≤ 20% saturation (see Table FS 2200-2); optionally, ± 0.2 mg/L or ± 10% (whichever is greater) Turbidity: all readings ≤ 20 NTU; optionally ± 5 NTU or ± 10% (whichever is greater)

DEP-SOP-001/01
Form FD 9000-24

GROUNDWATER SAMPLING LOG

SITE NAME: VISTA		SITE LOCATION: APOPKA, FLORIDA	
WELL NO: MW-3A	SAMPLE ID:		DATE: 6-30-09

PURGING DATA

WELL DIAMETER (inches):	TUBING DIAMETER (inches): 5/8	WELL SCREEN INTERVAL DEPTH: 40.20 feet to 60.20 feet	STATIC DEPTH TO WATER (feet): 39.32	PURGE PUMP TYPE OR BAILER: BR

WELL VOLUME PURGE: 1 WELL VOLUME = (TOTAL WELL DEPTH – STATIC DEPTH TO WATER) X WELL CAPACITY
only fill out if applicable)
= (60.20 feet – 39.32 feet) X 0.163 gallons/foot = 3.40 gallons

EQUIPMENT VOLUME PURGE: 1 EQUIPMENT VOL. = PUMP VOLUME + (TUBING CAPACITY X TUBING LENGTH) + FLOW CELL VOLUME
(only fill out if applicable)
= gallons + (gallons/foot X feet) + gallons = gallons

INITIAL PUMP OR TUBING DEPTH IN WELL (feet):	FINAL PUMP OR TUBING DEPTH IN WELL (feet):	PURGING INITIATED AT:	PURGING ENDED AT:	TOTAL VOLUME PURGED (gallons):
50.20	50.20	0918	0936	3.1

TIME	VOLUME PURGED (gallons)	CUMUL. VOLUME PURGED (gallons)	PURGE RATE (gpm)	DEPTH TO WATER (feet)	pH (standard units)	TEMP. (°C)	COND. (µmhos/cm or µS/cm)	DISSOLVED OXYGEN (circle mg/L or % saturation)	TURBIDITY (NTUs)	COLOR (describe)	ODOR (describe)
	(*) SEE ATTACHED WASTE MANAGEMENT SAMPLE										
		FIELD INFORMATION FORM									

WELL CAPACITY (Gallons Per Foot): 0.75" = 0.02; 1" = 0.04; 1.25" = 0.06; 2" = 0.16; 3" = 0.37; 4" = 0.65; 5" = 1.02; 6" = 1.47; 12" = 5.88
TUBING INSIDE DIA. CAPACITY (Gal./Ft.): 1/8" = 0.0006; 3/16" = 0.0014; 1/4" = 0.0026; 5/16" = 0.004; 3/8" = 0.006; 1/2" = 0.010; 5/8" = 0.016

SAMPLING DATA

SAMPLED BY (PRINT) / AFFILIATION: DAN ARMOUR, BEN RAMJEAWAN / PRO-TECH	SAMPLER(S) SIGNATURES:	SAMPLING INITIATED AT: 0936	SAMPLING ENDED AT: NR
PUMP OR TUBING DEPTH IN WELL (feet): 50.20	SAMPLE PUMP FLOW RATE (mL per minute): NM	TUBING MATERIAL CODE:	
FIELD DECONTAMINATION: (Y) N	FIELD-FILTERED: Y (N) FILTER SIZE: ____ µm Filtration Equipment Type:	DUPLICATE: Y (N)	

SAMPLE CONTAINER SPECIFICATION				SAMPLE PRESERVATION				
SAMPLE ID CODE	# CONTAINERS	MATERIAL CODE	VOLUME	PRESERVATIVE USED	TOTAL VOL ADDED IN FIELD (mL)	FINAL pH	INTENDED ANALYSIS AND/OR METHOD	SAMPLING EQUIPMENT CODE
(*)	SEE	C-O-C		F BOTTLE	ORDER	WORKSHEET		
(*)	SEE	ATTACHED		FIELD	INFORMATION	FORM	FOR ADDITIONAL	DATA

REMARKS:

MATERIAL CODES: AG = Amber Glass; CG = Clear Glass; PE = Polyethylene; PP = Polypropylene; S = Silicone; T = Teflon; O = Other (Specify)

SAMPLING/PURGING EQUIPMENT CODES: APP = After Peristaltic Pump; B = Bailer; BP = Bladder Pump; ESP = Electric Submersible Pump; PP = Peristaltic Pump; RFPP = Reverse Flow Peristaltic Pump; SM = Straw Method (Tubing Gravity Drain); VT = Vacuum Trap; O = Other (Specify)

NOTES: 1. The above do not constitute all of the information required by Chapter 62-160, F.A.C.

2. STABILIZATION CRITERIA FOR RANGE OF VARIATION OF LAST THREE CONSECUTIVE READINGS (SEE FS 2212, SECTION 3)

pH: ± 0.2 units Temperature: ± 0.2 °C Specific Conductance: ± 5% Dissolved Oxygen: all readings ≤ 20% saturation (see Table FS 2200-2); optionally, ± 0.2 mg/L or ± 10% (whichever is greater) Turbidity: all readings ≤ 20 NTU; optionally ± 5 NTU or ± 10% (whichever is greater)

DEP-SOP-001/01
Form FD 9000-24

GROUNDWATER SAMPLING LOG

SITE NAME:	VISTA	SITE LOCATION:	APOPKA, FLORIDA
WELL NO:	MW-2B	SAMPLE ID:	DATE: 6-30-09

PURGING DATA

WELL DIAMETER (inches):	TUBING DIAMETER (inches): 5/8	WELL SCREEN INTERVAL DEPTH: 67.05 feet to 77.05 feet	STATIC DEPTH TO WATER (feet): 35.12	PURGE PUMP TYPE OR BAILER: BR

WELL VOLUME PURGE: 1 WELL VOLUME = (TOTAL WELL DEPTH – STATIC DEPTH TO WATER) X WELL CAPACITY (only fill out if applicable)

= (77.05 feet – 35.12 feet) X 0.163 gallons/foot = ~~3.9~~ 6.83 (DSA) gallons

EQUIPMENT VOLUME PURGE: 1 EQUIPMENT VOL. = PUMP VOLUME + (TUBING CAPACITY X TUBING LENGTH) + FLOW CELL VOLUME (only fill out if applicable)

= gallons + (gallons/foot X feet) + gallons = gallons

INITIAL PUMP OR TUBING DEPTH IN WELL (feet): 72.05	FINAL PUMP OR TUBING DEPTH IN WELL (feet): 72.05	PURGING INITIATED AT: 0840	PURGING ENDED AT: 0901	TOTAL VOLUME PURGED (gallons): 3.9

TIME	VOLUME PURGED (gallons)	CUMUL. VOLUME PURGED (gallons)	PURGE RATE (gpm)	DEPTH TO WATER (feet)	pH (standard units)	TEMP. (°C)	COND. (µmhos/cm or µS/cm)	DISSOLVED OXYGEN (circle mg/L or % saturation)	TURBIDITY (NTUs)	COLOR (describe)	ODOR (describe)
(*) SEE ATTACHED WASTE MANAGEMENT SAMPLE											
		FIELD INFORMATION FORM									

WELL CAPACITY (Gallons Per Foot): 0.75" = 0.02; 1" = 0.04; 1.25" = 0.06; 2" = 0.16; 3" = 0.37; 4" = 0.65; 5" = 1.02; 6" = 1.47; 12" = 5.88
TUBING INSIDE DIA. CAPACITY (Gal./Ft.): 1/8" = 0.0006; 3/16" = 0.0014; 1/4" = 0.0026; 5/16" = 0.004; 3/8" = 0.006; 1/2" = 0.010; 5/8" = 0.016

SAMPLING DATA

SAMPLED BY (PRINT) / AFFILIATION: DAN ARMOUR, BEN RAMJEAWAN / PRO-TECH	SAMPLER(S) SIGNATURES:	SAMPLING INITIATED AT: 0901	SAMPLING ENDED AT: NR
PUMP OR TUBING DEPTH IN WELL (feet): 72.05	SAMPLE PUMP FLOW RATE (mL per minute): NM	TUBING MATERIAL CODE:	
FIELD DECONTAMINATION: (Y) N	FIELD-FILTERED: Y (N) FILTER SIZE: ____ µm Filtration Equipment Type:	DUPLICATE: Y (N)	

SAMPLE CONTAINER SPECIFICATION				SAMPLE PRESERVATION				
SAMPLE ID CODE	# CONTAINERS	MATERIAL CODE	VOLUME	PRESERVATIVE USED	TOTAL VOL ADDED IN FIELD (mL)	FINAL pH	INTENDED ANALYSIS AND/OR METHOD	SAMPLING EQUIPMENT CODE
(*)	SEE	C-O-C		FOR BOTTLE	ORDER	WORKSHEET		
(*)	SEE	ATTACHED		FIELD	INFORMATION	FORM	FOR ADDITIONAL	DATA

REMARKS:

MATERIAL CODES: AG = Amber Glass; CG = Clear Glass; PE = Polyethylene; PP = Polypropylene; S = Silicone; T = Teflon; O = Other (Specify)

SAMPLING/PURGING EQUIPMENT CODES: APP = After Peristaltic Pump; B = Bailer; BP = Bladder Pump; ESP = Electric Submersible Pump; PP = Peristaltic Pump; RFPP = Reverse Flow Peristaltic Pump; SM = Straw Method (Tubing Gravity Drain); VT = Vacuum Trap; O = Other (Specify)

NOTES: 1. The above do not constitute all of the information required by Chapter 62-160, F.A.C.

2. STABILIZATION CRITERIA FOR RANGE OF VARIATION OF LAST THREE CONSECUTIVE READINGS (SEE FS 2212, SECTION 3)

pH: ± 0.2 units **Temperature:** ± 0.2 °C **Specific Conductance:** ± 5% **Dissolved Oxygen:** all readings ≤ 20% saturation (see Table FS 2200-2); optionally, ± 0.2 mg/L or ± 10% (whichever is greater) **Turbidity:** all readings ≤ 20 NTU; optionally ± 5 NTU or ± 10% (whichever is greater)

DEP-SOP-001/01
Form FD 9000-24

GROUNDWATER SAMPLING LOG

SITE NAME: VISTA		SITE LOCATION: APOPKA, FLORIDA	
WELL NO: MW-2AR	SAMPLE ID:		DATE: 6-30-09

PURGING DATA

WELL DIAMETER (inches):	TUBING DIAMETER (inches): 5/8	WELL SCREEN INTERVAL DEPTH: 31.06 feet to 41.06 feet	STATIC DEPTH TO WATER (feet): 32.66	PURGE PUMP TYPE OR BAILER: BP

WELL VOLUME PURGE: 1 WELL VOLUME = (TOTAL WELL DEPTH – STATIC DEPTH TO WATER) X WELL CAPACITY
only fill out if applicable)
= (41.06 feet – 32.66 feet) X 0.163 gallons/foot = 1.37 gallons

EQUIPMENT VOLUME PURGE: 1 EQUIPMENT VOL. = PUMP VOLUME + (TUBING CAPACITY X TUBING LENGTH) + FLOW CELL VOLUME
(only fill out if applicable)
= gallons + (gallons/foot X feet) + gallons = gallons

INITIAL PUMP OR TUBING DEPTH IN WELL (feet): 36.06	FINAL PUMP OR TUBING DEPTH IN WELL (feet): 36.06	PURGING INITIATED AT: 0809	PURGING ENDED AT: 0826	TOTAL VOLUME PURGED (gallons): 2.8

TIME	VOLUME PURGED (gallons)	CUMUL. VOLUME PURGED (gallons)	PURGE RATE (gpm)	DEPTH TO WATER (feet)	pH (standard units)	TEMP. (°C)	COND. (µmhos/cm or µS/cm)	DISSOLVED OXYGEN (circle mg/L or % saturation)	TURBIDITY (NTUs)	COLOR (describe)	ODOR (describe)
(*) SEE ATTACHED WASTE MANAGEMENT SAMPLE											
FIELD INFORMATION FORM											

WELL CAPACITY (Gallons Per Foot): 0.75" = 0.02; 1" = 0.04; 1.25" = 0.06; 2" = 0.16; 3" = 0.37; 4" = 0.65; 5" = 1.02; 6" = 1.47; 12" = 5.88
TUBING INSIDE DIA. CAPACITY (Gal./Ft.): 1/8" = 0.0006; 3/16" = 0.0014; 1/4" = 0.0026; 5/16" = 0.004; 3/8" = 0.006; 1/2" = 0.010; 5/8" = 0.016

SAMPLING DATA

SAMPLED BY (PRINT) / AFFILIATION: DAN ARMOUR, BEN RAMJEAWAN / PRO-TECH	SAMPLER(S) SIGNATURES:	SAMPLING INITIATED AT: 0826	SAMPLING ENDED AT: NR
PUMP OR TUBING DEPTH IN WELL (feet): 36.06	SAMPLE PUMP FLOW RATE (mL per minute): NM	TUBING MATERIAL CODE:	
FIELD DECONTAMINATION: (Y) N	FIELD-FILTERED: Y (N) FILTER SIZE: ____ µm Filtration Equipment Type:	DUPLICATE: Y (N)	

SAMPLE CONTAINER SPECIFICATION				SAMPLE PRESERVATION				
SAMPLE ID CODE	# CONTAINERS	MATERIAL CODE	VOLUME	PRESERVATIVE USED	TOTAL VOL ADDED IN FIELD (mL)	FINAL pH	INTENDED ANALYSIS AND/OR METHOD	SAMPLING EQUIPMENT CODE
(*)	SEE	C-O-C		& BOTTLE	ORDER	WORKSHEET		
(*)	SEE	ATTACHED		FIELD	INFORMATION	FORM	FOR ADDITIONAL	DATA

REMARKS:

MATERIAL CODES: AG = Amber Glass; CG = Clear Glass; PE = Polyethylene; PP = Polypropylene; S = Silicone; T = Teflon; O = Other (Specify)

SAMPLING/PURGING EQUIPMENT CODES: APP = After Peristaltic Pump; B = Bailer; BP = Bladder Pump; ESP = Electric Submersible Pump; PP = Peristaltic Pump; RFPP = Reverse Flow Peristaltic Pump; SM = Straw Method (Tubing Gravity Drain); VT = Vacuum Trap; O = Other (Specify)

NOTES: 1. The above do not constitute all of the information required by Chapter 62-160, F.A.C.
2. STABILIZATION CRITERIA FOR RANGE OF VARIATION OF LAST THREE CONSECUTIVE READINGS (SEE FS 2212, SECTION 3)
pH: ± 0.2 units Temperature: ± 0.2 °C Specific Conductance: ± 5% Dissolved Oxygen: all readings ≤ 20% saturation (see Table FS 2200-2); optionally, ± 0.2 mg/L or ± 10% (whichever is greater) Turbidity: all readings ≤ 20 NTU; optionally ± 5 NTU or ± 10% (whichever is greater)

DEP-SOP-001/01
Form FD 9000-24

GROUNDWATER SAMPLING LOG

SITE NAME:	VISTA	SITE LOCATION:	APOPKA, FLORIDA
WELL NO:	MW-FL2R	SAMPLE ID:	DATE: 6-30-09

PURGING DATA

WELL DIAMETER (inches):	TUBING DIAMETER (inches): 5/8	WELL SCREEN INTERVAL DEPTH: 123.93 feet to 133.93 feet	STATIC DEPTH TO WATER (feet): 31.77	PURGE PUMP TYPE OR BAILER: BR

WELL VOLUME PURGE: 1 WELL VOLUME = (TOTAL WELL DEPTH – STATIC DEPTH TO WATER) X WELL CAPACITY
only fill out if applicable)
= (133.93 feet – 31.77 feet) X 0.163 gallons/foot = 16.65 gallons

EQUIPMENT VOLUME PURGE: 1 EQUIPMENT VOL. = PUMP VOLUME + (TUBING CAPACITY X TUBING LENGTH) + FLOW CELL VOLUME
(only fill out if applicable)
= gallons + (gallons/foot X feet) + gallons = gallons

INITIAL PUMP OR TUBING DEPTH IN WELL (feet): 128.93	FINAL PUMP OR TUBING DEPTH IN WELL (feet): 128.93	PURGING INITIATED AT: 0731	PURGING ENDED AT: 0755	TOTAL VOLUME PURGED (gallons): 5.1

TIME	VOLUME PURGED (gallons)	CUMUL. VOLUME PURGED (gallons)	PURGE RATE (gpm)	DEPTH TO WATER (feet)	pH (standard units)	TEMP. (°C)	COND. (µmhos/cm or µS/cm)	DISSOLVED OXYGEN (circle mg/L or % saturation)	TURBIDITY (NTUs)	COLOR (describe)	ODOR (describe)
	(*) SEE ATTACHED		WASTE MANAGEMENT					SAMPLE			
			FIELD INFORMATION			FORM					

WELL CAPACITY (Gallons Per Foot): 0.75" = 0.02; 1" = 0.04; 1.25" = 0.06; 2" = 0.16; 3" = 0.37; 4" = 0.65; 5" = 1.02; 6" = 1.47; 12" = 5.88
TUBING INSIDE DIA. CAPACITY (Gal./Ft.): 1/8" = 0.0006; 3/16" = 0.0014; 1/4" = 0.0026; 5/16" = 0.004; 3/8" = 0.006; 1/2" = 0.010; 5/8" = 0.016

SAMPLING DATA

SAMPLED BY (PRINT) / AFFILIATION: DAN ARMOUR, BEN RAMJEAWAN / PRO-TECH	SAMPLER(S) SIGNATURES:	SAMPLING INITIATED AT: 0755	SAMPLING ENDED AT: NR
PUMP OR TUBING DEPTH IN WELL (feet): 128.93	SAMPLE PUMP FLOW RATE (mL per minute): NM	TUBING MATERIAL CODE:	
FIELD DECONTAMINATION: (Y) N	FIELD-FILTERED: Y (N) FILTER SIZE: ____ µm Filtration Equipment Type:	DUPLICATE: Y (N)	

SAMPLE CONTAINER SPECIFICATION				SAMPLE PRESERVATION				
SAMPLE ID CODE	# CONTAINERS	MATERIAL CODE	VOLUME	PRESERVATIVE USED	TOTAL VOL ADDED IN FIELD (mL)	FINAL pH	INTENDED ANALYSIS AND/OR METHOD	SAMPLING EQUIPMENT CODE
(*)	SEE	C-O-C		F BOTTLE	ORDER	WORKSHEET		
(*)	SEE	ATTACHED		FIELD	INFORMATION	FORM	FOR ADDITIONAL	DATA

REMARKS:

MATERIAL CODES: AG = Amber Glass; CG = Clear Glass; PE = Polyethylene; PP = Polypropylene; S = Silicone; T = Teflon; O = Other (Specify)

SAMPLING/PURGING EQUIPMENT CODES: APP = After Peristaltic Pump; B = Bailer; BP = Bladder Pump; ESP = Electric Submersible Pump; PP = Peristaltic Pump; RFPP = Reverse Flow Peristaltic Pump; SM = Straw Method (Tubing Gravity Drain); VT = Vacuum Trap; O = Other (Specify)

NOTES: 1. The above do not constitute all of the information required by Chapter 62-160, F.A.C.

2. STABILIZATION CRITERIA FOR RANGE OF VARIATION OF LAST THREE CONSECUTIVE READINGS (SEE FS 2212, SECTION 3)

pH: ± 0.2 units **Temperature:** ± 0.2 °C **Specific Conductance:** ± 5% **Dissolved Oxygen:** all readings ≤ 20% saturation (see Table FS 2200-2); optionally, ± 0.2 mg/L or ± 10% (whichever is greater) **Turbidity:** all readings ≤ 20 NTU; optionally ± 5 NTU or ± 10% (whichever is greater)

DEP-SOP-001/01
Form FD 9000-24

GROUNDWATER SAMPLING LOG

SITE NAME: VISTA		SITE LOCATION: APOPKA, FLORIDA	
WELL NO: MW-6AR	SAMPLE ID:		DATE: 6-30-09

PURGING DATA

WELL DIAMETER (inches):	TUBING DIAMETER (inches): 5/8	WELL SCREEN INTERVAL DEPTH: 52.35 feet to 72.35 feet	STATIC DEPTH TO WATER (feet): 50.00	PURGE PUMP TYPE OR BAILER: BP

WELL VOLUME PURGE: 1 WELL VOLUME = (TOTAL WELL DEPTH – STATIC DEPTH TO WATER) X WELL CAPACITY
(only fill out if applicable)

= (72.35 feet – 50.00 feet) X 0.163 gallons/foot = 3.64 gallons

EQUIPMENT VOLUME PURGE: 1 EQUIPMENT VOL. = PUMP VOLUME + (TUBING CAPACITY X TUBING LENGTH) + FLOW CELL VOLUME
(only fill out if applicable)

= gallons + (gallons/foot X feet) + gallons = gallons

INITIAL PUMP OR TUBING DEPTH IN WELL (feet): 62.35	FINAL PUMP OR TUBING DEPTH IN WELL (feet): 62.35	PURGING INITIATED AT: 0658	PURGING ENDED AT: 0717	TOTAL VOLUME PURGED (gallons): 3.4

TIME	VOLUME PURGED (gallons)	CUMUL. VOLUME PURGED (gallons)	PURGE RATE (gpm)	DEPTH TO WATER (feet)	pH (standard units)	TEMP. (°C)	COND. (µmhos/cm or µS/cm)	DISSOLVED OXYGEN (circle mg/L or % saturation)	TURBIDITY (NTUs)	COLOR (describe)	ODOR (describe)
	(*) SEE ATTACHED		WASTE MANAGEMENT					SAMPLE			
			FIELD INFORMATION			FORM					

WELL CAPACITY (Gallons Per Foot): 0.75" = 0.02; 1" = 0.04; 1.25" = 0.06; 2" = 0.16; 3" = 0.37; 4" = 0.65; 5" = 1.02; 6" = 1.47; 12" = 5.88
TUBING INSIDE DIA. CAPACITY (Gal./Ft.): 1/8" = 0.0006; 3/16" = 0.0014; 1/4" = 0.0026; 5/16" = 0.004; 3/8" = 0.006; 1/2" = 0.010; 5/8" = 0.016

SAMPLING DATA

SAMPLED BY (PRINT) / AFFILIATION: DAN ARMOUR, BEN RAMJEAWAN / PRO-TECH	SAMPLER(S) SIGNATURES:	SAMPLING INITIATED AT: 0717	SAMPLING ENDED AT: NR
PUMP OR TUBING DEPTH IN WELL (feet): 62.35	SAMPLE PUMP FLOW RATE (mL per minute): NM	TUBING MATERIAL CODE:	
FIELD DECONTAMINATION: (Y) N	FIELD-FILTERED: Y (N) FILTER SIZE: ____ µm Filtration Equipment Type:	DUPLICATE: Y (N)	

SAMPLE CONTAINER SPECIFICATION				SAMPLE PRESERVATION				
SAMPLE ID CODE	# CONTAINERS	MATERIAL CODE	VOLUME	PRESERVATIVE USED	TOTAL VOL ADDED IN FIELD (mL)	FINAL pH	INTENDED ANALYSIS AND/OR METHOD	SAMPLING EQUIPMENT CODE
(*)	SEE	C-O-G		F BOTTLE	ORDER	WORKSHEET		
(*)	SEE	ATTACHED		FIELD	INFORMATION	FORM	FOR ADDITIONAL	DATA

REMARKS:

MATERIAL CODES: AG = Amber Glass; CG = Clear Glass; PE = Polyethylene; PP = Polypropylene; S = Silicone; T = Teflon; O = Other (Specify)

SAMPLING/PURGING EQUIPMENT CODES: APP = After Peristaltic Pump; B = Bailer; BP = Bladder Pump; ESP = Electric Submersible Pump; PP = Peristaltic Pump; RFPP = Reverse Flow Peristaltic Pump; SM = Straw Method (Tubing Gravity Drain); VT = Vacuum Trap; O = Other (Specify)

NOTES: 1. The above do not constitute all of the information required by Chapter 62-160, F.A.C.

2. STABILIZATION CRITERIA FOR RANGE OF VARIATION OF LAST THREE CONSECUTIVE READINGS (SEE FS 2212, SECTION 3)

pH: ± 0.2 units **Temperature:** ± 0.2 °C **Specific Conductance:** ± 5% **Dissolved Oxygen:** all readings ≤ 20% saturation (see Table FS 2200-2); optionally, ± 0.2 mg/L or ± 10% (whichever is greater) **Turbidity:** all readings ≤ 20 NTU; optionally ± 5 NTU or ± 10% (whichever is greater)

DEP-SOP-001/01
Form FD 9000-24

GROUNDWATER SAMPLING LOG

SITE NAME:	VISTA	SITE LOCATION:	APOPKA, FLORIDA
WELL NO:	MW-6BR	SAMPLE ID:	DATE: 6-30-09

PURGING DATA

WELL DIAMETER (inches):	TUBING DIAMETER (inches): 5/8	WELL SCREEN INTERVAL DEPTH: 82.48 feet to 92.48 feet	STATIC DEPTH TO WATER (feet): 49.89	PURGE PUMP TYPE OR BAILER: BP

WELL VOLUME PURGE: 1 WELL VOLUME = (TOTAL WELL DEPTH – STATIC DEPTH TO WATER) X WELL CAPACITY
only fill out if applicable)
= (92.48 feet – 49.89 feet) X 0.163 gallons/foot = 6.94 gallons

EQUIPMENT VOLUME PURGE: 1 EQUIPMENT VOL. = PUMP VOLUME + (TUBING CAPACITY X TUBING LENGTH) + FLOW CELL VOLUME
(only fill out if applicable)
= gallons + (gallons/foot X feet) + gallons = gallons

INITIAL PUMP OR TUBING DEPTH IN WELL (feet): 87.48	FINAL PUMP OR TUBING DEPTH IN WELL (feet): 87.48	PURGING INITIATED AT: 0625	PURGING ENDED AT: 0646	TOTAL VOLUME PURGED (gallons): 4.1

TIME	VOLUME PURGED (gallons)	CUMUL. VOLUME PURGED (gallons)	PURGE RATE (gpm)	DEPTH TO WATER (feet)	pH (standard units)	TEMP. (°C)	COND. (µmhos/cm or µS/cm)	DISSOLVED OXYGEN (circle mg/L or % saturation)	TURBIDITY (NTUs)	COLOR (describe)	ODOR (describe)
	(*) SEE	ATTACHED	WASTE	MANAGEMENT				SAMPLE			
		FIELD	INFORMATION	FORM							

WELL CAPACITY (Gallons Per Foot): 0.75" = 0.02; 1" = 0.04; 1.25" = 0.06; 2" = 0.16; 3" = 0.37; 4" = 0.65; 5" = 1.02; 6" = 1.47; 12" = 5.88
TUBING INSIDE DIA. CAPACITY (Gal./Ft.): 1/8" = 0.0006; 3/16" = 0.0014; 1/4" = 0.0026; 5/16" = 0.004; 3/8" = 0.006; 1/2" = 0.010; 5/8" = 0.016

SAMPLING DATA

SAMPLED BY (PRINT) / AFFILIATION: DAN ARMOUR, BEN RAMJEAWAN / PRO-TECH	SAMPLER(S) SIGNATURES:	SAMPLING INITIATED AT: 0646	SAMPLING ENDED AT: NR
PUMP OR TUBING DEPTH IN WELL (feet): 87.48	SAMPLE PUMP FLOW RATE (mL per minute): NM	TUBING MATERIAL CODE:	
FIELD DECONTAMINATION: (Y) N	FIELD-FILTERED: Y (N) FILTER SIZE: ____ µm Filtration Equipment Type:	DUPLICATE: Y (N)	

SAMPLE CONTAINER SPECIFICATION				SAMPLE PRESERVATION				
SAMPLE ID CODE	# CONTAINERS	MATERIAL CODE	VOLUME	PRESERVATIVE USED	TOTAL VOL ADDED IN FIELD (mL)	FINAL pH	INTENDED ANALYSIS AND/OR METHOD	SAMPLING EQUIPMENT CODE
(*)	SEE	C-O-C		FOR BOTTLE	ORDER	WORKSHEET		
(*)	SEE	ATTACHED		FIELD	INFORMATION	FORM	FOR ADDITIONAL	DATA

REMARKS:

MATERIAL CODES: AG = Amber Glass; CG = Clear Glass; PE = Polyethylene; PP = Polypropylene; S = Silicone; T = Teflon; O = Other (Specify)

SAMPLING/PURGING EQUIPMENT CODES: APP = After Peristaltic Pump; B = Bailer; BP = Bladder Pump; ESP = Electric Submersible Pump; PP = Peristaltic Pump; RFPP = Reverse Flow Peristaltic Pump; SM = Straw Method (Tubing Gravity Drain); VT = Vacuum Trap; O = Other (Specify)

NOTES: 1. The above do not constitute all of the information required by Chapter 62-160, F.A.C.

2. STABILIZATION CRITERIA FOR RANGE OF VARIATION OF LAST THREE CONSECUTIVE READINGS (SEE FS 2212, SECTION 3)

pH: ± 0.2 units **Temperature:** ± 0.2 °C **Specific Conductance:** ± 5% **Dissolved Oxygen:** all readings ≤ 20% saturation (see Table FS 2200-2); optionally, ± 0.2 mg/L or ± 10% (whichever is greater) **Turbidity:** all readings ≤ 20 NTU; optionally ± 5 NTU or ± 10% (whichever is greater)

DEP-SOP-001/01
Form FD 9000-24

GROUNDWATER SAMPLING LOG

SITE NAME:	VISTA	SITE LOCATION:	APOPKA, FLORIDA
WELL NO:	MW-1B	SAMPLE ID:	DATE: 6-30-09

PURGING DATA

WELL DIAMETER (inches):	TUBING DIAMETER (inches): 5/8	WELL SCREEN INTERVAL DEPTH: 86.78 feet to 96.78 feet	STATIC DEPTH TO WATER (feet): 52.83	PURGE PUMP TYPE OR BAILER:

WELL VOLUME PURGE: 1 WELL VOLUME = (TOTAL WELL DEPTH – STATIC DEPTH TO WATER) X WELL CAPACITY
only fill out if applicable)
= (96.78 feet – 52.83 feet) X 0.163 gallons/foot = 7.16 gallons

EQUIPMENT VOLUME PURGE: 1 EQUIPMENT VOL. = PUMP VOLUME + (TUBING CAPACITY X TUBING LENGTH) + FLOW CELL VOLUME
(only fill out if applicable)
= gallons + (gallons/foot X feet) + gallons = gallons

INITIAL PUMP OR TUBING DEPTH IN WELL (feet): 91.78	FINAL PUMP OR TUBING DEPTH IN WELL (feet): 91.78	PURGING INITIATED AT: 1120	PURGING ENDED AT: 1140	TOTAL VOLUME PURGED (gallons): 3.7

TIME	VOLUME PURGED (gallons)	CUMUL. VOLUME PURGED (gallons)	PURGE RATE (gpm)	DEPTH TO WATER (feet)	pH (standard units)	TEMP. (°C)	COND. (µmhos/cm or µS/cm)	DISSOLVED OXYGEN (circle mg/L or % saturation)	TURBIDITY (NTUs)	COLOR (describe)	ODOR (describe)
	(*) SEE ATTACHED WASTE MANAGEMENT SAMPLE										
		FIELD INFORMATION FORM									

WELL CAPACITY (Gallons Per Foot): 0.75" = 0.02; 1" = 0.04; 1.25" = 0.06; 2" = 0.16; 3" = 0.37; 4" = 0.65; 5" = 1.02; 6" = 1.47; 12" = 5.88
TUBING INSIDE DIA. CAPACITY (Gal./Ft.): 1/8" = 0.0006; 3/16" = 0.0014; 1/4" = 0.0026; 5/16" = 0.004; 3/8" = 0.006; 1/2" = 0.010; 5/8" = 0.016

SAMPLING DATA

SAMPLED BY (PRINT) / AFFILIATION: DAN ARMOUR, BEN RAMJEAWAN / PRO-TECH	SAMPLER(S) SIGNATURES:	SAMPLING INITIATED AT: 1140	SAMPLING ENDED AT: NR
PUMP OR TUBING DEPTH IN WELL (feet): 91.78	SAMPLE PUMP FLOW RATE (mL per minute): NM	TUBING MATERIAL CODE:	
FIELD DECONTAMINATION: (Y) N	FIELD-FILTERED: Y (N) FILTER SIZE: ____ µm Filtration Equipment Type:	DUPLICATE: Y (N)	

SAMPLE CONTAINER SPECIFICATION				SAMPLE PRESERVATION				
SAMPLE ID CODE	# CONTAINERS	MATERIAL CODE	VOLUME	PRESERVATIVE USED	TOTAL VOL ADDED IN FIELD (mL)	FINAL pH	INTENDED ANALYSIS AND/OR METHOD	SAMPLING EQUIPMENT CODE
(*)	SEE	C-O-C		1 BOTTLE	ORDER	WORKSHEET		
(*)	SEE	ATTACHED		FIELD	INFORMATION	FORM	FOR ADDITIONAL	DATA

REMARKS:

MATERIAL CODES: AG = Amber Glass; CG = Clear Glass; PE = Polyethylene; PP = Polypropylene; S = Silicone; T = Teflon; O = Other (Specify)

SAMPLING/PURGING EQUIPMENT CODES: APP = After Peristaltic Pump; B = Bailer; BP = Bladder Pump; ESP = Electric Submersible Pump; PP = Peristaltic Pump; RFPP = Reverse Flow Peristaltic Pump; SM = Straw Method (Tubing Gravity Drain); VT = Vacuum Trap; O = Other (Specify)

NOTES: 1. The above do not constitute all of the information required by Chapter 62-160, F.A.C.
2. STABILIZATION CRITERIA FOR RANGE OF VARIATION OF LAST THREE CONSECUTIVE READINGS (SEE FS 2212, SECTION 3)
pH: ± 0.2 units Temperature: ± 0.2 °C Specific Conductance: ± 5% Dissolved Oxygen: all readings ≤ 20% saturation (see Table FS 2200-2); optionally, ± 0.2 mg/L or ± 10% (whichever is greater) Turbidity: all readings ≤ 20 NTU; optionally ± 5 NTU or ± 10% (whichever is greater)

Form FD 9000-8: FIELD INSTRUMENT CALIBRATION RECORDS

INSTRUMENT (MAKE/MODEL#) HANNA HI 9828 INSTRUMENT # 725490

PARAMETER: *[check only one]*

☐ TEMPERATURE ☐ CONDUCTIVITY ☐ SALINITY ☐ pH ☐ ORP
☐ TURBIDITY ☐ RESIDUAL Cl ☒ DO ☐ OTHER _____

STANDARDS: *[Specify the type(s) of standards used for calibration, the origin of the standards, the standard values, and the date the standards were prepared or purchased]*

Standard A SATURATED AIR

Standard B _____

Standard C _____

DATE (yy/mm/dd)	TIME (hr:min)	STD (A, B, C)	STD VALUE	INSTRUMENT RESPONSE	% DEV	CALIBRATED (YES, NO)	TYPE (INIT, CONT)	SAMPLER INITIALS
04/08/04	0700	A	8.218	8.14	0.08	YES	CONT	DSA

Table FS 2200-2
Dissolved Oxygen Saturation

TEMP	D.O.	mg/L	TEMP	D.O.	mg/L	TEMP	D.O.	mg/L	TEMP	D.O.	mg/L
deg C	SAT.	20%	deg C	SAT.	20%	deg C	SAT.	20%	deg C	SAT.	20%
15.0	10.084	2.017	19.0	9.276	1.855	23.0	8.578	1.716	27.0	7.968	1.594
15.1	10.062	2.012	19.1	9.258	1.852	23.1	8.562	1.712	27.1	7.954	1.591
15.2	10.040	2.008	19.2	9.239	1.848	23.2	8.546	1.709	27.2	7.940	1.588
15.3	10.019	2.004	19.3	9.220	1.844	23.3	8.530	1.706	27.3	7.926	1.585
15.4	9.997	1.999	19.4	9.202	1.840	23.4	8.514	1.703	27.4	7.912	1.582
15.5	9.976	1.995	19.5	9.184	1.837	23.5	8.498	1.700	27.5	7.898	1.580
15.6	9.955	1.991	19.6	9.165	1.833	23.6	8.482	1.696	27.6	7.884	1.577
15.7	9.934	1.987	19.7	9.147	1.829	23.7	8.466	1.693	27.7	7.870	1.574
15.8	9.912	1.982	19.8	9.129	1.826	23.8	8.450	1.690	27.8	7.856	1.571
15.9	9.891	1.978	19.9	9.111	1.822	23.9	8.434	1.687	27.9	7.842	1.568
16.0	9.870	1.974	20.0	9.092	1.818	24.0	8.418	1.684	28.0	7.828	1.566
16.1	9.849	1.970	20.1	9.074	1.815	24.1	8.403	1.681	28.1	7.814	1.563
16.2	9.829	1.966	20.2	9.056	1.811	24.2	8.387	1.677	28.2	7.800	1.560
16.3	9.808	1.962	20.3	9.039	1.808	24.3	8.371	1.674	28.3	7.786	1.557
16.4	9.787	1.957	20.4	9.021	1.804	24.4	8.356	1.671	28.4	7.773	1.555
16.5	9.767	1.953	20.5	9.003	1.801	24.5	8.340	1.668	28.5	7.759	1.552
16.6	9.746	1.949	20.6	8.985	1.797	24.6	8.325	1.665	28.6	7.745	1.549
16.7	9.726	1.945	20.7	8.968	1.794	24.7	8.309	1.662	28.7	7.732	1.546
16.8	9.705	1.941	20.8	8.950	1.790	24.8	8.294	1.659	28.8	7.718	1.544
16.9	9.685	1.937	20.9	8.932	1.786	24.9	8.279	1.656	28.9	7.705	1.541
17.0	9.665	1.933	21.0	8.915	1.783	25.0	8.263	1.653	29.0	7.691	1.538
17.1	9.645	1.929	21.1	8.898	1.780	25.1	8.248	1.650	29.1	7.678	1.536
17.2	9.625	1.925	21.2	8.880	1.776	25.2	8.233	1.647	29.2	7.664	1.533
17.3	9.605	1.921	21.3	8.863	1.773	25.3	8.218	1.644	29.3	7.651	1.530
17.4	9.585	1.917	21.4	8.846	1.769	25.4	8.203	1.641	29.4	7.638	1.528
17.5	9.565	1.913	21.5	8.829	1.766	25.5	8.188	1.638	29.5	7.625	1.525
17.6	9.545	1.909	21.6	8.812	1.762	25.6	8.173	1.635	29.6	7.611	1.522
17.7	9.526	1.905	21.7	8.794	1.759	25.7	8.158	1.632	29.7	7.598	1.520
17.8	9.506	1.901	21.8	8.777	1.755	25.8	8.143	1.629	29.8	7.585	1.517
17.9	9.486	1.897	21.9	8.761	1.752	25.9	8.128	1.626	29.9	7.572	1.514
18.0	9.467	1.893	22.0	8.744	1.749	26.0	8.114	1.623	30.0	7.559	1.512
18.1	9.448	1.890	22.1	8.727	1.745	26.1	8.099	1.620	30.1	7.546	1.509
18.2	9.428	1.886	22.2	8.710	1.742	26.2	8.084	1.617	30.2	7.533	1.507
18.3	9.409	1.882	22.3	8.693	1.739	26.3	8.070	1.614	30.3	7.520	1.504
18.4	9.390	1.878	22.4	8.677	1.735	26.4	8.055	1.611	30.4	7.507	1.501
18.5	9.371	1.874	22.5	8.660	1.732	26.5	8.040	1.608	30.5	7.494	1.499
18.6	9.352	1.870	22.6	8.644	1.729	26.6	8.026	1.605	30.6	7.481	1.496
18.7	9.333	1.867	22.7	8.627	1.725	26.7	8.012	1.602	30.7	7.468	1.494
18.8	9.314	1.863	22.8	8.611	1.722	26.8	7.997	1.599	30.8	7.456	1.491
18.9	9.295	1.859	22.9	8.595	1.719	26.9	7.983	1.597	30.9	7.443	1.489

Derived using the formula in Standard Methods for the Examination of Water and Wastewater, Page 4-101, 18th Edition, 1992

Form FD 9000-8: FIELD INSTRUMENT CALIBRATION RECORDS

INSTRUMENT (MAKE/MODEL#) HANNA HI 9828 INSTRUMENT # 725490

PARAMETER: *[check only one]*

☐ TEMPERATURE ☐ CONDUCTIVITY ☐ SALINITY ☒ pH ☐ ORP
☐ TURBIDITY ☐ RESIDUAL Cl ☐ DO ☐ OTHER _____

STANDARDS: *[Specify the type(s) of standards used for calibration, the origin of the standards, the standard values, and the date the standards were prepared or purchased]*

Standard A HANNA CAL. SOLUTION 7.01 (std) EXP: 04/2013

Standard B HANNA CAL SOLUTION 4.01 (std) EXP: 04/2013

Standard C HANNA CAL. SOLUTION 10.01 (std) EXP: 04/2013

DATE (y/m/d/d)	TIME (hr:min)	STD (A, B, C)	STD VALUE	INSTRUMENT RESPONSE	% DEV	CALIBRATED (YES, NO)	TYPE (INIT, CONT)	SAMPLER INITIALS
09/06/04	0700	A	7.01	AUTO CALIB	-	YES	CONT	DSA
"	"	B	4.01	"	-	YES	CONT	DSA
"	"	C	10.01	"	-	YES	CONT	DSA

Form FD 9000-8: FIELD INSTRUMENT CALIBRATION RECORDS

INSTRUMENT (MAKE/MODEL#) HANNA HI 9828 INSTRUMENT # 725490

PARAMETER: *[check only one]*

☐ TEMPERATURE ☐ CONDUCTIVITY ☐ SALINITY ☐ pH ☒ ORP
☐ TURBIDITY ☐ RESIDUAL Cl ☐ DO ☐ OTHER _____

STANDARDS: *[Specify the type(s) of standards used for calibration, the origin of the standards, the standard values, and the date the standards were prepared or purchased]*

Standard A 240 mV PINE ENVIRONMENTAL LOT# 0639 EXP. 4-2013

Standard B _____

Standard C _____

DATE (yy/mm/dd)	TIME (hr:min)	STD (A, B, C)	STD VALUE	INSTRUMENT RESPONSE	% DEV.	CALIBRATED (YES, NO)	TYPE (INIT, CONT)	SAMPLER INITIALS
09/08/04	0700	A	240	AUTO CAL	-	YES	CONT	DM

Form FD 9000-8: FIELD INSTRUMENT CALIBRATION RECORDS

INSTRUMENT (MAKE/MODEL#) HANNA HI9828 INSTRUMENT # 725490

PARAMETER: *[check only one]*

☐ TEMPERATURE ☒ CONDUCTIVITY ☐ SALINITY ☐ pH ☐ ORP
☐ TURBIDITY ☐ RESIDUAL Cl ☐ DO ☐ OTHER _____

STANDARDS: *[Specify the type(s) of standards used for calibration, the origin of the standards, the standard values, and the date the standards were prepared or purchased]*

Standard A 84 µS/cm PINE ENVIRONMENTAL EXP: 12-2009
Standard B 1413 µS/cm PINE ENVIRONMENTAL EXP: 09-2009
Standard C _____

DATE (yy/mm/dd)	TIME (hr:min)	STD (A, B, C)	STD VALUE	INSTRUMENT RESPONSE	% DEV	CALIBRATED (YES, NO)	TYPE (INIT, CONT)	SAMPLER INITIALS
09/08/04	0700	A	84	AUTO CAL	-	YES	CONT	DSA
09/08/04	0700	B	1413	AUTO CAL	-	YES	CONT	DSA

Form FD 9000-8: FIELD INSTRUMENT CALIBRATION RECORDS

INSTRUMENT (MAKE/MODEL#) HFSCIENTIFIC MICRO TPI INSTRUMENT # 200710329

PARAMETER: *[check only one]*

☐ TEMPERATURE ☐ CONDUCTIVITY ☐ SALINITY ☐ pH ☐ ORP
☒ TURBIDITY ☐ RESIDUAL Cl ☐ DO ☐ OTHER _____

STANDARDS: *[Specify the type(s) of standards used for calibration, the origin of the standards, the standard values, and the date the standards were prepared or purchased]*

Standard A 1000NTU HFSCIENTIFIC LOT# 90504 EXP: NOV 2010

Standard B 10.0 NTU HFSCIENTIFIC LOT# 90534 EXP: NOV 2010

Standard C 0.02 NTU HFSCIENTIFIC LOT# 90501 EXP: NOV 2010

DATE (yy/mm/dd)	TIME (hr:min)	STD (A, B, C)	STD VALUE	INSTRUMENT RESPONSE	% DEV	CALIBRATED (YES, NO)	TYPE (INIT, CONT)	SAMPLER INITIALS
09/08/04	0720	A	1000	AUTO CAL	-	YES	CONT	DSH
"	"	B	10	AUTO CAL	-	YES	CONT	DSH
"	"	C	0.02	AUTO CAL	-	YES	CONT	DSH

DEP-SOP-001/01
Form FD 9000-24

GROUNDWATER SAMPLING LOG

SITE NAME:	VISTA	SITE LOCATION:	APOPKA, FLORIDA
WELL NO:	MW-5B	SAMPLE ID:	DATE: 8-4-09

PURGING DATA

WELL DIAMETER (Inches):	TUBING DIAMETER (inches): 5/8	WELL SCREEN INTERVAL DEPTH: 59.35 feet to 69.35 feet	STATIC DEPTH TO WATER (feet):	PURGE PUMP TYPE OR BAILER:

WELL VOLUME PURGE: 1 WELL VOLUME = (TOTAL WELL DEPTH – STATIC DEPTH TO WATER) X WELL CAPACITY
only fill out if applicable)
= (feet – feet) X gallons/foot = gallons

EQUIPMENT VOLUME PURGE: 1 EQUIPMENT VOL. = PUMP VOLUME + (TUBING CAPACITY X TUBING LENGTH) + FLOW CELL VOLUME
(only fill out if applicable)
= gallons + (gallons/foot X feet) + gallons = gallons

INITIAL PUMP OR TUBING DEPTH IN WELL (feet): 64.35	FINAL PUMP OR TUBING DEPTH IN WELL (feet): 64.35	PURGING INITIATED AT:	PURGING ENDED AT:	TOTAL VOLUME PURGED (gallons):

TIME	VOLUME PURGED (gallons)	CUMUL. VOLUME PURGED (gallons)	PURGE RATE (gpm)	DEPTH TO WATER (feet)	pH (standard units)	TEMP. (°C)	COND. (µmhos/cm or µS/cm)	DISSOLVED OXYGEN (circle mg/L or % saturation)	TURBIDITY (NTUs)	COLOR (describe)	ODOR (describe)
	(*) SEE ATTACHED		WASTE MANAGEMENT					SAMPLE			
		FIELD INFORMATION FORM									

WELL CAPACITY (Gallons Per Foot): 0.75" = 0.02; 1" = 0.04; 1.25" = 0.06; 2" = 0.16; 3" = 0.37; 4" = 0.65; 5" = 1.02; 6" = 1.47; 12" = 5.88
TUBING INSIDE DIA. CAPACITY (Gal./Ft.): 1/8" = 0.0006; 3/16" = 0.0014; 1/4" = 0.0026; 5/16" = 0.004; 3/8" = 0.006; 1/2" = 0.010; 5/8" = 0.016

SAMPLING DATA

SAMPLED BY (PRINT) / AFFILIATION: DAN ARMOUR, BEN RAMJEAWAN / PRO-TECH	SAMPLER(S) SIGNATURES:	SAMPLING INITIATED AT:	SAMPLING ENDED AT: NR
PUMP OR TUBING DEPTH IN WELL (feet): 64.35	SAMPLE PUMP FLOW RATE (mL per minute): NM	TUBING MATERIAL CODE:	
FIELD DECONTAMINATION: (Y) N	FIELD-FILTERED: Y N FILTER SIZE: ____ µm Filtration Equipment Type:	DUPLICATE: Y N	

SAMPLE CONTAINER SPECIFICATION				SAMPLE PRESERVATION				
SAMPLE ID CODE	# CONTAINERS	MATERIAL CODE	VOLUME	PRESERVATIVE USED	TOTAL VOL ADDED IN FIELD (mL)	FINAL pH	INTENDED ANALYSIS AND/OR METHOD	SAMPLING EQUIPMENT CODE
(*)	SEE	C-O-C		5 BOTTLE	ORDER	WORKSHEET		
(*)	SEE	ATTACHED		FIELD	INFORMATION	FORM	FOR ADDITIONAL	DATA

REMARKS:

MATERIAL CODES: AG = Amber Glass; CG = Clear Glass; PE = Polyethylene; PP = Polypropylene; S = Silicone; T = Teflon; O = Other (Specify)

SAMPLING/PURGING EQUIPMENT CODES: APP = After Peristaltic Pump; B = Bailer; BP = Bladder Pump; ESP = Electric Submersible Pump; PP = Peristaltic Pump; RFPP = Reverse Flow Peristaltic Pump; SM = Straw Method (Tubing Gravity Drain); VT = Vacuum Trap; O = Other (Specify)

NOTES: 1. **The above do not constitute all of the information required by Chapter 62-160, F.A.C.**
2. STABILIZATION CRITERIA FOR RANGE OF VARIATION OF LAST THREE CONSECUTIVE READINGS (SEE FS 2212, SECTION 3)

pH: ± 0.2 units **Temperature:** ± 0.2 °C **Specific Conductance:** ± 5% **Dissolved Oxygen:** all readings ≤ 20% saturation (see Table FS 2200-2); optionally, ± 0.2 mg/L or ± 10% (whichever is greater) **Turbidity:** all readings ≤ 20 NTU; optionally ± 5 NTU or ± 10% (whichever is greater)

DEP-SOP-001/01
Form FD 9000-24

GROUNDWATER SAMPLING LOG

SITE NAME:	VISTA	SITE LOCATION:	APOPKA, FLORIDA
WELL NO:	MW-2B	SAMPLE ID:	DATE: 8-4-09

PURGING DATA

WELL DIAMETER (inches):	TUBING DIAMETER (inches): 5/8	WELL SCREEN INTERVAL DEPTH: 67.05 feet to 77.05 feet	STATIC DEPTH TO WATER (feet):	PURGE PUMP TYPE OR BAILER:

WELL VOLUME PURGE: 1 WELL VOLUME = (TOTAL WELL DEPTH – STATIC DEPTH TO WATER) X WELL CAPACITY
only fill out if applicable)
= (feet – feet) X gallons/foot = gallons

EQUIPMENT VOLUME PURGE: 1 EQUIPMENT VOL. = PUMP VOLUME + (TUBING CAPACITY X TUBING LENGTH) + FLOW CELL VOLUME
(only fill out if applicable)
= gallons + (gallons/foot X feet) + gallons = gallons

INITIAL PUMP OR TUBING DEPTH IN WELL (feet): 72.05	FINAL PUMP OR TUBING DEPTH IN WELL (feet): 72.05	PURGING INITIATED AT:	PURGING ENDED AT:	TOTAL VOLUME PURGED (gallons):

TIME	VOLUME PURGED (gallons)	CUMUL. VOLUME PURGED (gallons)	PURGE RATE (gpm)	DEPTH TO WATER (feet)	pH (standard units)	TEMP. (°C)	COND. (µmhos/cm or µS/cm)	DISSOLVED OXYGEN (circle mg/L or % saturation)	TURBIDITY (NTUs)	COLOR (describe)	ODOR (describe)
	(*) SEE ATTACHED		WASTE MANAGEMENT					SAMPLE			
		FIELD INFORMATION FORM									

WELL CAPACITY (Gallons Per Foot): 0.75" = 0.02; 1" = 0.04; 1.25" = 0.06; 2" = 0.16; 3" = 0.37; 4" = 0.65; 5" = 1.02; 6" = 1.47; 12" = 5.88
TUBING INSIDE DIA. CAPACITY (Gal./Ft.): 1/8" = 0.0006; 3/16" = 0.0014; 1/4" = 0.0026; 5/16" = 0.004; 3/8" = 0.006; 1/2" = 0.010; 5/8" = 0.016

SAMPLING DATA

SAMPLED BY (PRINT) / AFFILIATION: DAN ARMOUR, BEN RAMJEAWAN / PRO-TECH	SAMPLER(S) SIGNATURES:	SAMPLING INITIATED AT:	SAMPLING ENDED AT: NR
PUMP OR TUBING DEPTH IN WELL (feet): 72.05	SAMPLE PUMP FLOW RATE (mL per minute): NM	TUBING MATERIAL CODE:	
FIELD DECONTAMINATION: (Y) N	FIELD-FILTERED: Y N FILTER SIZE: ____ µm Filtration Equipment Type:	DUPLICATE: Y N	

SAMPLE CONTAINER SPECIFICATION				SAMPLE PRESERVATION				
SAMPLE ID CODE	# CONTAINERS	MATERIAL CODE	VOLUME	PRESERVATIVE USED	TOTAL VOL ADDED IN FIELD (mL)	FINAL pH	INTENDED ANALYSIS AND/OR METHOD	SAMPLING EQUIPMENT CODE
(*)	SEE	C-O-C		1 BOTTLE	ORDER	WORKSHEET		
(*)	SEE	ATTACHED		FIELD	INFORMATION	FORM	FOR ADDITIONAL	DATA

REMARKS:

MATERIAL CODES: AG = Amber Glass; CG = Clear Glass; PE = Polyethylene; PP = Polypropylene; S = Silicone; T = Teflon; O = Other (Specify)

SAMPLING/PURGING EQUIPMENT CODES: APP = After Peristaltic Pump; B = Bailer; BP = Bladder Pump; ESP = Electric Submersible Pump; PP = Peristaltic Pump; RFPP = Reverse Flow Peristaltic Pump; SM = Straw Method (Tubing Gravity Drain); VT = Vacuum Trap; O = Other (Specify)

NOTES: 1. The above do not constitute all of the information required by Chapter 62-160, F.A.C.
2. STABILIZATION CRITERIA FOR RANGE OF VARIATION OF LAST THREE CONSECUTIVE READINGS (SEE FS 2212, SECTION 3)
pH: ± 0.2 units Temperature: ± 0.2 °C Specific Conductance: ± 5% Dissolved Oxygen: all readings ≤ 20% saturation (see Table FS 2200-2); optionally, ± 0.2 mg/L or ± 10% (whichever is greater) Turbidity: all readings ≤ 20 NTU; optionally ± 5 NTU or ± 10% (whichever is greater)

DEP-SOP-001/01
Form FD 9000-24

GROUNDWATER SAMPLING LOG

SITE NAME: VISTA		SITE LOCATION: APOPKA, FLORIDA	
WELL NO: MW-FL1	SAMPLE ID:		DATE: 8-4-09

PURGING DATA

WELL DIAMETER (Inches):	TUBING DIAMETER (inches): 5/8	WELL SCREEN INTERVAL DEPTH: 118.88 feet to 128.88 feet	STATIC DEPTH TO WATER (feet):	PURGE PUMP TYPE OR BAILER:

WELL VOLUME PURGE: 1 WELL VOLUME = (TOTAL WELL DEPTH – STATIC DEPTH TO WATER) X WELL CAPACITY
only fill out if applicable)
= (feet – feet) X gallons/foot = gallons

EQUIPMENT VOLUME PURGE: 1 EQUIPMENT VOL. = PUMP VOLUME + (TUBING CAPACITY X TUBING LENGTH) + FLOW CELL VOLUME
(only fill out if applicable)
= gallons + (gallons/foot X feet) + gallons = gallons

INITIAL PUMP OR TUBING DEPTH IN WELL (feet): 123.88	FINAL PUMP OR TUBING DEPTH IN WELL (feet): 123.88	PURGING INITIATED AT:	PURGING ENDED AT:	TOTAL VOLUME PURGED (gallons):

TIME	VOLUME PURGED (gallons)	CUMUL. VOLUME PURGED (gallons)	PURGE RATE (gpm)	DEPTH TO WATER (feet)	pH (standard units)	TEMP. (°C)	COND. (µmhos/cm or µS/cm)	DISSOLVED OXYGEN (circle mg/L or % saturation)	TURBIDITY (NTUs)	COLOR (describe)	ODOR (describe)
(*) SEE ATTACHED WASTE MANAGEMENT SAMPLE											
		FIELD INFORMATION FORM									

WELL CAPACITY (Gallons Per Foot): 0.75" = 0.02; 1" = 0.04; 1.25" = 0.06; 2" = 0.16; 3" = 0.37; 4" = 0.65; 5" = 1.02; 6" = 1.47; 12" = 5.88
TUBING INSIDE DIA. CAPACITY (Gal./Ft.): 1/8" = 0.0006; 3/16" = 0.0014; 1/4" = 0.0026; 5/16" = 0.004; 3/8" = 0.006; 1/2" = 0.010; 5/8" = 0.016

SAMPLING DATA

SAMPLED BY (PRINT) / AFFILIATION: DAN ARMOUR, BEN RAMJEAWAN / PRO-TECH	SAMPLER(S) SIGNATURES:	SAMPLING INITIATED AT:	SAMPLING ENDED AT: NR
PUMP OR TUBING DEPTH IN WELL (feet): 123.88	SAMPLE PUMP FLOW RATE (mL per minute): NM	TUBING MATERIAL CODE:	
FIELD DECONTAMINATION: (Y) N	FIELD-FILTERED: Y N FILTER SIZE: ____ µm Filtration Equipment Type:	DUPLICATE: Y N	

SAMPLE CONTAINER SPECIFICATION				SAMPLE PRESERVATION				
SAMPLE ID CODE	# CONTAINERS	MATERIAL CODE	VOLUME	PRESERVATIVE USED	TOTAL VOL ADDED IN FIELD (mL)	FINAL pH	INTENDED ANALYSIS AND/OR METHOD	SAMPLING EQUIPMENT CODE
(*)	SEE	C-O-C		F BOTTLE	ORDER	WORKSHEET		
(*)	SEE	ATTACHED		FIELD	INFORMATION	FORM	FOR ADDITIONAL	DATA

REMARKS:

MATERIAL CODES: AG = Amber Glass; CG = Clear Glass; PE = Polyethylene; PP = Polypropylene; S = Silicone; T = Teflon; O = Other (Specify)

SAMPLING/PURGING EQUIPMENT CODES: APP = After Peristaltic Pump; B = Bailer; BP = Bladder Pump; ESP = Electric Submersible Pump; PP = Peristaltic Pump; RFPP = Reverse Flow Peristaltic Pump; SM = Straw Method (Tubing Gravity Drain); VT = Vacuum Trap; O = Other (Specify)

NOTES: 1. The above do not constitute all of the information required by Chapter 62-160, F.A.C.

2. STABILIZATION CRITERIA FOR RANGE OF VARIATION OF LAST THREE CONSECUTIVE READINGS (SEE FS 2212, SECTION 3)

pH: ± 0.2 units Temperature: ± 0.2 °C Specific Conductance: ± 5% Dissolved Oxygen: all readings ≤ 20% saturation (see Table FS 2200-2); optionally, ± 0.2 mg/L or ± 10% (whichever is greater) Turbidity: all readings ≤ 20 NTU; optionally ± 5 NTU or ± 10% (whichever is greater)

DEP-SOP-001/01
Form FD 9000-24

GROUNDWATER SAMPLING LOG

SITE NAME: VISTA	SITE LOCATION: APOPKA, FLORIDA	
WELL NO: MW-FL3	SAMPLE ID:	DATE: 8-4-09

PURGING DATA

WELL DIAMETER (inches):	TUBING DIAMETER (inches): 5/8	WELL SCREEN INTERVAL DEPTH: 132.10 feet to 142.10 feet	STATIC DEPTH TO WATER (feet):	PURGE PUMP TYPE OR BAILER:

WELL VOLUME PURGE: 1 WELL VOLUME = (TOTAL WELL DEPTH – STATIC DEPTH TO WATER) X WELL CAPACITY (only fill out if applicable)

= (feet – feet) X gallons/foot = gallons

EQUIPMENT VOLUME PURGE: 1 EQUIPMENT VOL. = PUMP VOLUME + (TUBING CAPACITY X TUBING LENGTH) + FLOW CELL VOLUME (only fill out if applicable)

= gallons + (gallons/foot X feet) + gallons = gallons

INITIAL PUMP OR TUBING DEPTH IN WELL (feet): 137.10	FINAL PUMP OR TUBING DEPTH IN WELL (feet): 137.10	PURGING INITIATED AT:	PURGING ENDED AT:	TOTAL VOLUME PURGED (gallons):

TIME	VOLUME PURGED (gallons)	CUMUL. VOLUME PURGED (gallons)	PURGE RATE (gpm)	DEPTH TO WATER (feet)	pH (standard units)	TEMP. (°C)	COND. (µmhos/cm or µS/cm)	DISSOLVED OXYGEN (circle mg/L or % saturation)	TURBIDITY (NTUs)	COLOR (describe)	ODOR (describe)
	(*) SEE ATTACHED		WASTE MANAGEMENT					SAMPLE			
		FIELD INFORMATION				FORM					

WELL CAPACITY (Gallons Per Foot): 0.75" = 0.02; 1" = 0.04; 1.25" = 0.06; 2" = 0.16; 3" = 0.37; 4" = 0.65; 5" = 1.02; 6" = 1.47; 12" = 5.88
TUBING INSIDE DIA. CAPACITY (Gal./Ft.): 1/8" = 0.0006; 3/16" = 0.0014; 1/4" = 0.0026; 5/16" = 0.004; 3/8" = 0.006; 1/2" = 0.010; 5/8" = 0.016

SAMPLING DATA

SAMPLED BY (PRINT) / AFFILIATION: DAN ARMOUR, BEN RAMJEAWAN / PRO-TECH	SAMPLER(S) SIGNATURES:	SAMPLING INITIATED AT:	SAMPLING ENDED AT: NR
PUMP OR TUBING DEPTH IN WELL (feet): 137.10	SAMPLE PUMP FLOW RATE (mL per minute): NM	TUBING MATERIAL CODE:	
FIELD DECONTAMINATION: (Y) N	FIELD-FILTERED: Y N FILTER SIZE: ____ µm Filtration Equipment Type:	DUPLICATE: Y N	

SAMPLE CONTAINER SPECIFICATION				SAMPLE PRESERVATION				
SAMPLE ID CODE	# CONTAINERS	MATERIAL CODE	VOLUME	PRESERVATIVE USED	TOTAL VOL ADDED IN FIELD (mL)	FINAL pH	INTENDED ANALYSIS AND/OR METHOD	SAMPLING EQUIPMENT CODE
(*)	SEE	C-O-C		F BOTTLE	ORDER	WORKSHEET		
(*)	SEE	ATTACHED		FIELD	INFORMATION	FORM	FOR ADDITIONAL	DATA

REMARKS:

MATERIAL CODES: AG = Amber Glass; CG = Clear Glass; PE = Polyethylene; PP = Polypropylene; S = Silicone; T = Teflon; O = Other (Specify)

SAMPLING/PURGING EQUIPMENT CODES: APP = After Peristaltic Pump; B = Bailer; BP = Bladder Pump; ESP = Electric Submersible Pump; PP = Peristaltic Pump; RFPP = Reverse Flow Peristaltic Pump; SM = Straw Method (Tubing Gravity Drain); VT = Vacuum Trap; O = Other (Specify)

NOTES: 1. The above do not constitute all of the information required by Chapter 62-160, F.A.C.

2. STABILIZATION CRITERIA FOR RANGE OF VARIATION OF LAST THREE CONSECUTIVE READINGS (SEE FS 2212, SECTION 3)

pH: ± 0.2 units Temperature: ± 0.2 °C Specific Conductance: ± 5% Dissolved Oxygen: all readings ≤ 20% saturation (see Table FS 2200-2); optionally, ± 0.2 mg/L or ± 10% (whichever is greater) Turbidity: all readings ≤ 20 NTU; optionally ± 5 NTU or ± 10% (whichever is greater)

DEP-SOP-001/01
Form FD 9000-24

GROUNDWATER SAMPLING LOG

SITE NAME: VISTA	SITE LOCATION: APOPKA, FLORIDA	
WELL NO: MW-07B	SAMPLE ID:	DATE: 8-4-09

PURGING DATA

WELL DIAMETER (inches):	TUBING DIAMETER (inches): 5/8	WELL SCREEN INTERVAL DEPTH: 81.70 feet to 91.70 feet	STATIC DEPTH TO WATER (feet):	PURGE PUMP TYPE OR BAILER:

WELL VOLUME PURGE: 1 WELL VOLUME = (TOTAL WELL DEPTH – STATIC DEPTH TO WATER) X WELL CAPACITY
only fill out if applicable)
= (feet – feet) X gallons/foot = gallons

EQUIPMENT VOLUME PURGE: 1 EQUIPMENT VOL. = PUMP VOLUME + (TUBING CAPACITY X TUBING LENGTH) + FLOW CELL VOLUME
(only fill out if applicable)
= gallons + (gallons/foot X feet) + gallons = gallons

INITIAL PUMP OR TUBING DEPTH IN WELL (feet): 86.70	FINAL PUMP OR TUBING DEPTH IN WELL (feet): 86.70	PURGING INITIATED AT:	PURGING ENDED AT:	TOTAL VOLUME PURGED (gallons):

TIME	VOLUME PURGED (gallons)	CUMUL. VOLUME PURGED (gallons)	PURGE RATE (gpm)	DEPTH TO WATER (feet)	pH (standard units)	TEMP. (°C)	COND. (µmhos/cm or µS/cm)	DISSOLVED OXYGEN (circle mg/L or % saturation)	TURBIDITY (NTUs)	COLOR (describe)	ODOR (describe)
	(*) SEE ATTACHED		WASTE MANAGEMENT					SAMPLE			
		FIELD INFORMATION FORM									

WELL CAPACITY (Gallons Per Foot): 0.75" = 0.02; 1" = 0.04; 1.25" = 0.06; 2" = 0.16; 3" = 0.37; 4" = 0.65; 5" = 1.02; 6" = 1.47; 12" = 5.88
TUBING INSIDE DIA. CAPACITY (Gal./Ft.): 1/8" = 0.0006; 3/16" = 0.0014; 1/4" = 0.0026; 5/16" = 0.004; 3/8" = 0.006; 1/2" = 0.010; 5/8" = 0.016

SAMPLING DATA

SAMPLED BY (PRINT) / AFFILIATION: DAN ARMOUR, BEN RAMJEAWAN / PRO-TECH	SAMPLER(S) SIGNATURES:	SAMPLING INITIATED AT:	SAMPLING ENDED AT: NR
PUMP OR TUBING DEPTH IN WELL (feet): 86.70	SAMPLE PUMP FLOW RATE (mL per minute): NM	TUBING MATERIAL CODE:	
FIELD DECONTAMINATION: (Y) N	FIELD-FILTERED: Y N FILTER SIZE: ____ µm Filtration Equipment Type:	DUPLICATE: Y N	

SAMPLE CONTAINER SPECIFICATION				SAMPLE PRESERVATION				
SAMPLE ID CODE	# CONTAINERS	MATERIAL CODE	VOLUME	PRESERVATIVE USED	TOTAL VOL ADDED IN FIELD (mL)	FINAL pH	INTENDED ANALYSIS AND/OR METHOD	SAMPLING EQUIPMENT CODE
(*)	SEE	C-O-C		F BOTTLE	ORDER	WORKSHEET		
(*)	SEE	ATTACHED		FIELD	INFORMATION	FORM	FOR ADDITIONAL	DATA

REMARKS:

MATERIAL CODES: AG = Amber Glass; CG = Clear Glass; PE = Polyethylene; PP = Polypropylene; S = Silicone; T = Teflon; O = Other (Specify)

SAMPLING/PURGING EQUIPMENT CODES: APP = After Peristaltic Pump; B = Bailer; BP = Bladder Pump; ESP = Electric Submersible Pump; PP = Peristaltic Pump; RFPP = Reverse Flow Peristaltic Pump; SM = Straw Method (Tubing Gravity Drain); VT = Vacuum Trap; O = Other (Specify)

NOTES: 1. The above do not constitute all of the information required by Chapter 62-160, F.A.C.
2. STABILIZATION CRITERIA FOR RANGE OF VARIATION OF LAST THREE CONSECUTIVE READINGS (SEE FS 2212, SECTION 3)
pH: ± 0.2 units Temperature: ± 0.2 °C Specific Conductance: ± 5% Dissolved Oxygen: all readings ≤ 20% saturation (see Table FS 2200-2); optionally, ± 0.2 mg/L or ± 10% (whichever is greater) Turbidity: all readings ≤ 20 NTU; optionally ± 5 NTU or ± 10% (whichever is greater)

DEP-SOP-001/01
Form FD 9000-24

GROUNDWATER SAMPLING LOG

SITE NAME:	VISTA	SITE LOCATION:	APOPKA, FLORIDA
WELL NO:	MW-6AR	SAMPLE ID:	DATE: 8.4.09

PURGING DATA

WELL DIAMETER (inches):	TUBING DIAMETER (inches): 5/8	WELL SCREEN INTERVAL DEPTH: 52.35 feet to 72.35 feet	STATIC DEPTH TO WATER (feet):	PURGE PUMP TYPE OR BAILER:

WELL VOLUME PURGE: 1 WELL VOLUME = (TOTAL WELL DEPTH – STATIC DEPTH TO WATER) X WELL CAPACITY
only fill out if applicable)
= (feet – feet) X gallons/foot = gallons

EQUIPMENT VOLUME PURGE: 1 EQUIPMENT VOL. = PUMP VOLUME + (TUBING CAPACITY X TUBING LENGTH) + FLOW CELL VOLUME
(only fill out if applicable)
= gallons + (gallons/foot X feet) + gallons = gallons

INITIAL PUMP OR TUBING DEPTH IN WELL (feet): 62.35	FINAL PUMP OR TUBING DEPTH IN WELL (feet): 62.35	PURGING INITIATED AT:	PURGING ENDED AT:	TOTAL VOLUME PURGED (gallons):

TIME	VOLUME PURGED (gallons)	CUMUL. VOLUME PURGED (gallons)	PURGE RATE (gpm)	DEPTH TO WATER (feet)	pH (standard units)	TEMP. (°C)	COND. (µmhos/cm or µS/cm)	DISSOLVED OXYGEN (circle mg/L or % saturation)	TURBIDITY (NTUs)	COLOR (describe)	ODOR (describe)
	(*) SEE ATTACHED		WASTE MANAGEMENT					SAMPLE			
			FIELD INFORMATION		FORM						

WELL CAPACITY (Gallons Per Foot): 0.75" = 0.02; 1" = 0.04; 1.25" = 0.06; 2" = 0.16; 3" = 0.37; 4" = 0.65; 5" = 1.02; 6" = 1.47; 12" = 5.88
TUBING INSIDE DIA. CAPACITY (Gal./Ft.): 1/8" = 0.0006; 3/16" = 0.0014; 1/4" = 0.0026; 5/16" = 0.004; 3/8" = 0.006; 1/2" = 0.010; 5/8" = 0.016

SAMPLING DATA

SAMPLED BY (PRINT) / AFFILIATION: DAN ARMOUR, BEN RAMJEAWAN / PRO-TECH	SAMPLER(S) SIGNATURES:	SAMPLING INITIATED AT:	SAMPLING ENDED AT: NR
PUMP OR TUBING DEPTH IN WELL (feet): 62.35	SAMPLE PUMP FLOW RATE (mL per minute): NM	TUBING MATERIAL CODE:	
FIELD DECONTAMINATION: (Y) N	FIELD-FILTERED: Y N FILTER SIZE: ____ µm Filtration Equipment Type:	DUPLICATE: Y N	

SAMPLE CONTAINER SPECIFICATION				SAMPLE PRESERVATION				
SAMPLE ID CODE	# CONTAINERS	MATERIAL CODE	VOLUME	PRESERVATIVE USED	TOTAL VOL ADDED IN FIELD (mL)	FINAL pH	INTENDED ANALYSIS AND/OR METHOD	SAMPLING EQUIPMENT CODE
(*)	SEE	C-O-C		FOR BOTTLE	ORDER	WORKSHEET		
(*)	SEE	ATTACHED		FIELD	INFORMATION	FORM	FOR ADDITIONAL	DATA

REMARKS:

MATERIAL CODES: AG = Amber Glass; CG = Clear Glass; PE = Polyethylene; PP = Polypropylene; S = Silicone; T = Teflon; O = Other (Specify)

SAMPLING/PURGING EQUIPMENT CODES: APP = After Peristaltic Pump; B = Bailer; BP = Bladder Pump; ESP = Electric Submersible Pump; PP = Peristaltic Pump; RFPP = Reverse Flow Peristaltic Pump; SM = Straw Method (Tubing Gravity Drain); VT = Vacuum Trap; O = Other (Specify)

NOTES: 1. The above do not constitute all of the information required by Chapter 62-160, F.A.C.
2. STABILIZATION CRITERIA FOR RANGE OF VARIATION OF LAST THREE CONSECUTIVE READINGS (SEE FS 2212, SECTION 3)
pH: ± 0.2 units Temperature: ± 0.2 °C Specific Conductance: ± 5% Dissolved Oxygen: all readings ≤ 20% saturation (see Table FS 2200-2); optionally, ± 0.2 mg/L or ± 10% (whichever is greater) Turbidity: all readings ≤ 20 NTU; optionally ± 5 NTU or ± 10% (whichever is greater)

APPENDIX B

COMPACT DISK CONTAINING REPORT IN .PDF FORMAT AND ADaPT FILE