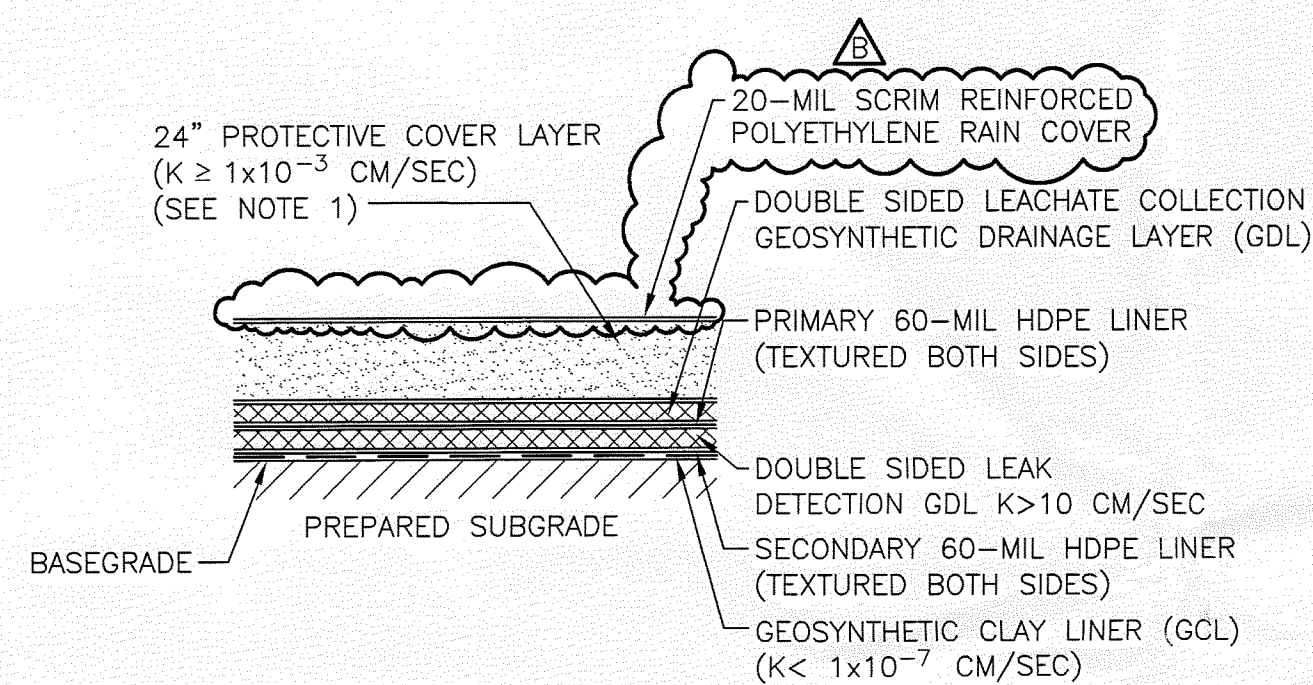


EXTERIOR PERIMETER BERM (TOP EL 33.0)

NOT TO SCALE

2  
C-01



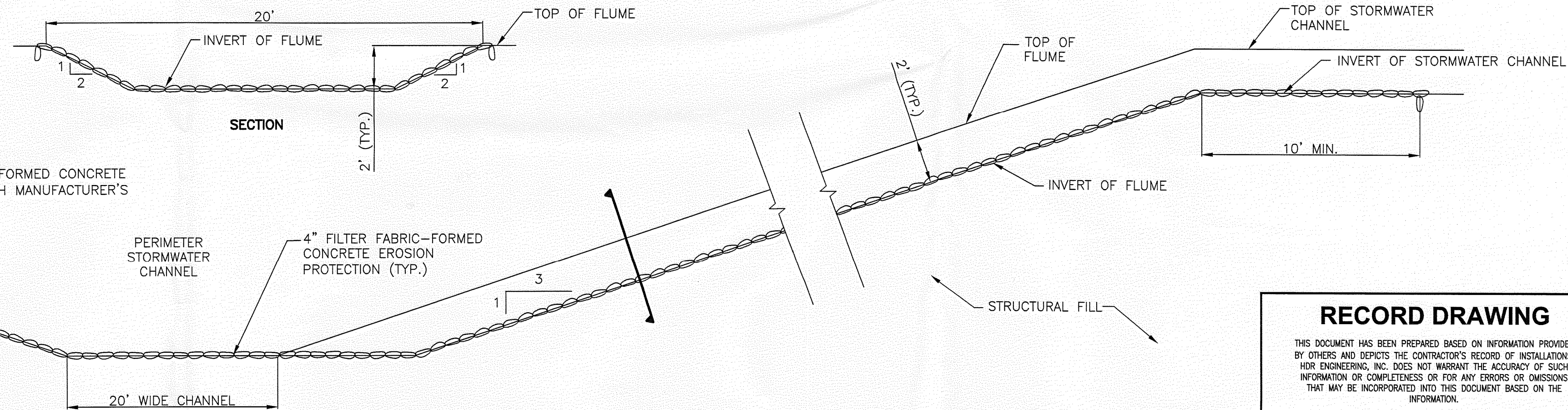
NOTES:

1. CLEAN CRUSHED GLASS MAY BE USED FOR UPPER 12" OF PROTECTIVE COVER PROVIDED IT MEETS THE SAME HYDRAULIC CONDUCTIVITY REQUIREMENTS.

DOUBLE SYNTHETIC LINER SYSTEM

NOT TO SCALE

1  
C-01



DRAINAGE FLUME

NTS

3  
C-04

RECORD DRAWING

THIS DOCUMENT HAS BEEN PREPARED BASED ON INFORMATION PROVIDED BY OTHERS AND DEPOSITS THE CONTRACTOR'S RECORD OF INSTALLATIONS. HDR ENGINEERING, INC. DOES NOT WARRANT THE ACCURACY OF SUCH INFORMATION OR COMPLETENESS OR FOR ANY ERRORS OR OMISSIONS THAT MAY BE INCORPORATED INTO THIS DOCUMENT BASED ON THE INFORMATION.

THOMAS M. YANOSCHAK, P.E. P.E. NUMBER 44200 Date 3/31/10

HDR ENGINEERING, INC.



RECORD DRAWING



HDR Engineering, Inc.  
5425 Bay Center Drive, Suite 400  
Tampa, FL 33609-3444  
(813) 282-2300  
Florida Certificate of Authorization  
No. 00004213

ISSUE	DATE	DESCRIPTION
B	03/2010	RECORD DRAWING
A	02/2009	ISSUED FOR CONSTRUCTION, CONFORMED TO ADDENDA


PROJECT MANAGER	T.M. YANOSCHAK
REVIEWED BY	J.C. READLING
DRAWN BY	L.E. PATTERSON
PROJECT NUMBER	001916-43485-018



Central County Solid Waste  
Disposal Complex  
PHASE II CLASS I LANDFILL  
EXPANSION  
CONSTRUCTION DRAWINGS

FLORIDA

LINER AND BERM DETAILS



FILENAME OOC-09.dwg  
SCALE AS SHOWN

SHEET  
C-09

FLORIDA DEPARTMENT OF  
ENVIRONMENTAL PROTECTION  
APR 13 2010  
SOUTHWEST DISTRICT  
TAMPA