SCS ENGINEERS

Vista Landfill Semi-Annual Water Quality Monitoring Report First Semi-Annual Monitoring 2010

Prepared for:

Vista Landfill, Inc.
242 West Keene Road
Apopka, Florida 32703

Prepared by:

SCS ENGINEERS
4041 Park Oaks Boulevard, Suite 100
Tampa, Florida 33610
(813) 621-0080

File No. 09207039.02
September 14, 2010

WASTE MANAGEMENT

VISTA LANDFILL, LLC.
A WASTE MANAGEMENT COMPANY
242 W. Keene Road
Apopka, FL 32703
(407) 886-2920
(407) 886-8043 fax

September 14, 2010

Gloria DePradine
Florida Department of Environmental Protection
Central District Office
3319 Maguire Blvd., Suite 232
Orlando, FL 32803

RE: 2010 1st Semi-annual Waste Quality Monitoring Report
Vista Landfill, LLC.
WACS Number 87801
FDEP Permit No. SC48-0165969-014

Mrs. DePradine,

Attached is the 2010 1st Semi-annual Quality Monitoring Report for the Vista Landfill, LLC prepared by SCS Engineers. If you have any questions or require additional information or supporting documentation, feel free to contact me at 386-804-4183.

Sincerely,
Waste Management Inc. of Florida

Paul Bermillo
Environmental Protection Manager

cc: R. Jay Davoll, P.E., City Engineer, City of Apopka
Ken Guilbeault, SCS
Irv Slike, Waste Management

Vista Landfill
Semi-Annual
Water Quality Monitoring
Report
First Semi-Annual Monitoring Period 2010

Prepared for:

Vista Landfill, Inc.
242 West Keene Road
Apopka, Florida 32703

Prepared by:

SCS ENGINEERS
4041 Park Oaks Boulevard, Suite 100
Tampa, Florida 33610
(813) 621-0080

Robert L. Westly
9/14/2010

Robert L. Westly, P.G.
PG License No. 000117

File No. 09207039.02
September 14, 2010

Florida Department of Environmental Protection

Bob Martinez Center
2600 Blair Stone Road
Tallahassee, Florida 32399-2400

DEP Form #: 62-701.900(31), F.A.C
Form Title: Water Quality Monitoring Certification
Effective Date: January 6, 2010
Incorporated in Rule 62-701.510(9), F.A.C.

WATER QUALITY MONITORING CERTIFICATION

PART I GENERAL INFORMATION

(1) Facility Name Vista Landfill, LLC., Class III

Address 242 West Keene Road

City Apopka Zip 32703 County Orange

Telephone Number (407)286-2920

(2) WACS Facility ID 87801

(3) DEP Permit Number SC48-0165969-014

(4) Authorized Representative's Name Paul Bermillo Title Environmental Protection

Address 3510 Rio Vista Avenue

City Orlando Zip 32805 County Orange

Telephone Number (386)804-4183

Email address (if available) PBermil1@wm.com

CERTIFICATION

I certify under penalty of law that I have personally examined and am familiar with the information submitted in this document and all attachments and that, based on my inquiry of those individuals immediately responsible for obtaining the information, I believe that the information is true, accurate, and complete. I am aware that there are significant penalties for submission of false information including the possibility of fine and imprisonment.

9-14-10
(Date)

(Owner or Authorized Representative's Signature)

PART II QUALITY ASSURANCE REQUIREMENTS

Sampling Organization Professional Technical Support Services, Inc. (Pro-Tech)

Analytical Lab NELAC / HRS Certification # NELAP Certification E87667

Lab Name TestAmerica, Inc. (TestAmerica Denver)

Address 4955 Yarrow Street, Arvada, CO 80002

Phone Number (303)736-0100

Email address (if available) Danielle.Harrington@testamericainc.com

Table of Contents

Section **Page**

1 Introduction 1
2 Geologic and Hydrogeologic Characteristics 4
Semi-Annual Groundwater Flow Assessment 4
Upper Surficial Aquifer 4
Intermediate Surficial Aquifer 8
Floridan Aquifer 8
3 Landfill Monitoring Program 9
Groundwater Monitoring Program 9
Field Parameters 11
Laboratory Parameters 11
Additional Parameters 11
Leachate Monitoring Program 11
Field Parameters 11
Laboratory Parameters 12
Semi-Annual Groundwater Monitoring Event 12
Metals Exceedances 12
Aluminum 12
Iron 14
Manganese 14
Inorganic Parameters Exceedances and Trends 14
Nitrate 14
pH 21
Organic Parameters Exceedances and Trends 21
Other Volatile Organic Compound Detections 21
Dissolved Oxygen 22
Alpha Radiation 22
Annual Leachate Monitoring Event 22
4 Summary 23

CONTENTS (Continued)

List of Figures

Figure No. **Page**

Figure 1-1. Site Location Map, Vista Landfill, Orange County, Florida 2
Figure 1-2. Site Plan, Vista Landfill, Orange County, Florida 3
Figure 2-1. June 2010 Shallow Surficial Water Level Map, Vista Landfill, Apopka, Florida 6
Figure 2-2. June 2010 Intermediate Surficial Potentiometric Map, Vista Landfill, Apopka, Florida 7
Figure 3-1. "A" Wells Time Series Plot for Aluminum, Vista Landfill, Orange County, Florida 15
Figure 3-2. "B" Wells Time Series Plot for Aluminum, Vista Landfill, Orange County, Florida 16
Figure 3-3. "FL" Wells Time Series Plot for Aluminum, Vista Landfill, Orange County, Florida 17
Figure 3-4. "A" Wells Time Series Plot for Iron, Vista Landfill, Orange County, Florida 18
Figure 3-5. "B" Wells Time Series Plot for Iron, Vista Landfill, Orange County, Florida 19
Figure 3-6. "FL" Wells Time Series Plot for Iron, Vista Landfill, Orange County, Florida 20

List of Tables

Table No. **Page**

Table 2-1. June 2010 Groundwater Elevation Measurements 5
Table 3-1. Active Surficial Aquifer and Floridan Aquifer Groundwater Monitoring Wells at the Vista Landfill 9
Table 3-2. Existing Monitoring Well Construction Details 10
Table 3-3. Summary of Groundwater Quality Analytical Results 13

Appendices

Appendix A Laboratory Analytical Results and Field Forms
Appendix B Compact Disk Containing Report in .Pdf Format and ADaPT File

1 INTRODUCTION

SCS Engineers (SCS) prepared this semi-annual water quality monitoring report for the Vista Landfill (VLF) on behalf of Vista Landfill, Inc. (VLI). The VLF is located approximately two miles south of Apopka, Florida, at 242 West Keene Road. The VLI lies south of Keene Road, west of Old Apopka-Clarcona Road, and east of Lake Mitchell in Orange County Florida (Figure 1-1). The VLF is a Class III lined landfill with a leachate collection system. The liner system consists of three layers (from top to bottom): a 2-foot thick sand liner protective layer, a double-sided geocomposite drainage layer, and a 50-mil high density polyethylene (HDPE) geomembrane layer. Waste was initially placed in the landfill on November 17, 2008.

This report was prepared in accordance with Florida Department of Environmental Protection (FDEP) Permit/certification No. SC48-0165969-014, Condition 16, Monitoring Plan Implementation Schedule (MPIS), and Chapter 62-701.510(9)(a) Florida Administrative Code (FAC). Locations of monitoring sites are shown on Figure 1-2. The first semi-annual 2010 sampling data were obtained June 24, 2010. The report is being submitted within 60 days of receipt of the laboratory results. An electronic data deliverable (EDD) of the results in "ADaPT format" is attached as Appendix B. This EDD has been verified as uploadable into the latest version of ADaPT.

Water quality sampling and physical readings and measurements were performed by technical staff of Pro-Tech Environmental (Pro-Tech), Atlanta, Georgia. Water quality analyses were performed by TestAmerica Laboratories, Inc. (TestAmerica Denver), Denver, Colorado. Field work, sampling methodologies, data evaluation, and data Quality Assurance/Quality Control (QA/QC) were conducted in accordance with FAC Chapter 62-160 Standard Operating Procedures (DEP-SOP-001/01), the VLF MPIS, the VLF site permit, and the Pro-Tech sample team quality manual. Laboratory analyses were performed in accordance with Chapter 62-160, FAC DEP-SOP-001/01, the VLF MPIS, and the site permits. TestAmerica Denver is certified by the Florida Department of Health Environmental Laboratory Certification Program (DoH ELCP).

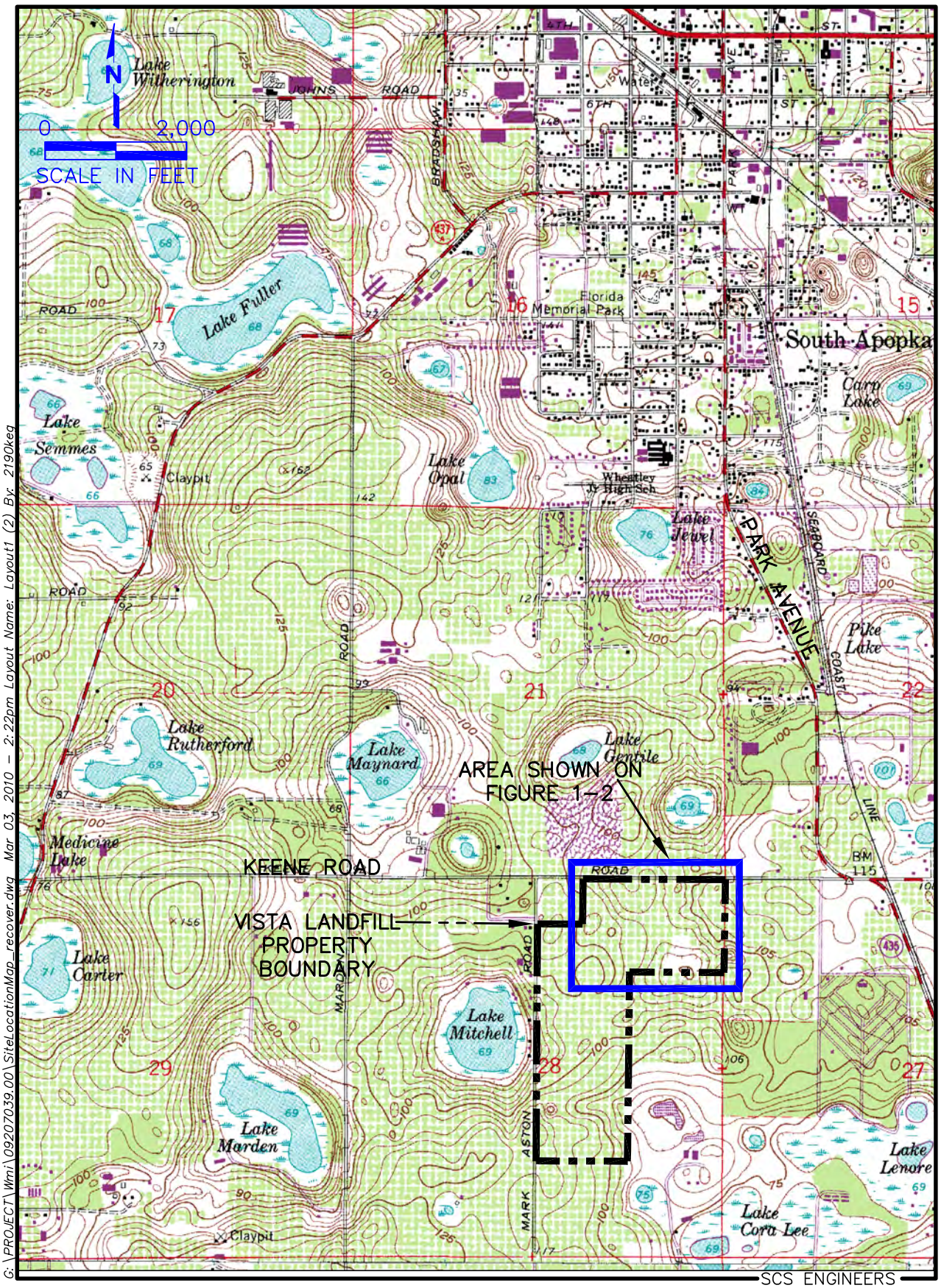

Figure 1–1. Site Location Map, Keene Road Landfill, Apopka, Florida.

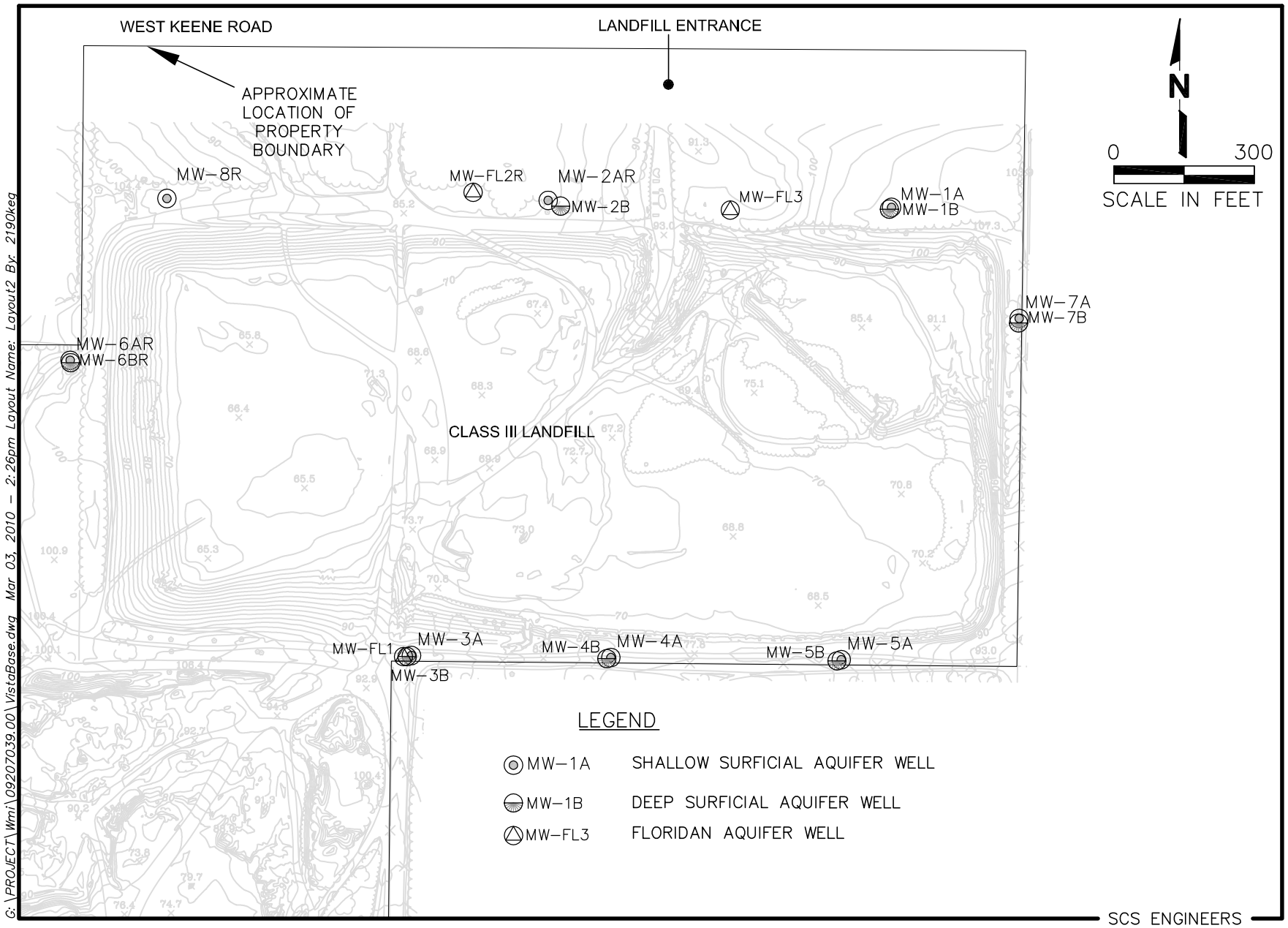

Figure 1-2. Site Map, Vista Landfill, Apopka, Florida.

2 GEOLOGIC AND HYDROGEOLOGIC CHARACTERISTICS

Figure 1-1 shows the topography of the VLF site and region prior to the site being developed as a borrow pit and then as a landfill. The topography indicates the site is located in a region that is internally drained.

Based on SCS' evaluation of VLF hydrogeologic data, the groundwater at VLF primarily occurs in the Hawthorn Group and the underlying Floridan aquifer. The "surficial aquifer" consists of the water-bearing permeable zones of the Hawthorn Group that overlay the Floridan aquifer. The groundwater flow direction of the lower Hawthorn Group tends to mimic the pre-construction topography of the VLF. As seen on Figure 1-1, the topography of the VLF (Figure 1-1) generally slopes towards the north, west, and south.

The Floridan aquifer underlies the surficial aquifer at the KRL and is separated from it by the clay units of the Hawthorn Group.[1] Karst features (e.g., sinkholes) developed historically in the sediments overlying the upper Floridan aquifer, resulting in the internal drainage characteristics of the region. As a result, runoff and surficial aquifer groundwater flow moves toward and into these karst features, often resulting in development of surface water bodies such as Lake Mitchell, which is located west of the VLF (Figure 1-1).

SEMI-ANNUAL GROUNDWATER FLOW ASSESSMENT

The groundwater flow assessment of the upper and lower surficial aquifer was performed using the groundwater elevation data obtained on June 24, 2010. This groundwater flow assessment included collecting and compiling groundwater depth measurements, calculating groundwater elevations, and constructing site figures depicting groundwater contours and the estimated groundwater flow direction. Table 2-1 lists monitoring well numbers, measured depths to water, and calculated groundwater elevations. Water level maps generated for the upper surficial aquifer and lower surficial aquifer are presented in Figures 2-1 and 2-2. These maps are generated using Surfer® Version 8.02, groundwater contouring computer program, with the interpretation verified by an SCS hydrogeologist.

Upper Surficial Aquifer

The upper surficial aquifer is defined here as the uppermost water-bearing zone of the undifferentiated sands and clayey sands that are part of the Hawthorn Group. A water level map of the shallow surficial aquifer was prepared from shallow surficial well data for the June 2010 sampling and is provided as Figure 2-1.

1 The Rust Environment and Infrastructure (RUST) August 1996 (Revised September 1998) report entitled "Keene Road Hydrogeologic Evaluation" Prepared for Waste Management Inc.

TABLE 2-1. GROUNDWATER ELEVATION MEASURMENTS, JUNE 24, 2010 VISTA LANDFILL, APOPKA, FLORIDA.

Well No.	TOC Elevation (Feet NGVD)	Depth to Water (Feet Below Top of Casing)	Groundwater Elevation (Feet NGVD)
MW-1A	109.47	42.42	67.05
MW-1B	109.53	52.90	56.63
MW-2AR	87.22	32.24	54.98
MW-2B	88.46	35.22	53.24
MW-3A	92.87	39.30	53.57
MW-3B	93.06	39.48	53.58
MW-4A	82.04	27.48	54.56
MW-4B	83.18	27.61	55.57
MW-5A	81.86	26.50	55.36
MW-5B	81.27	27.95	53.32
MW-6AR	104.11	50.13	53.98
MW-6BR	103.99	50.05	53.94
MW-7A	109.26	41.96	67.30
MW-7B	109.13	54.02	55.11
MW-8R	99.60	43.48	56.12
MW-FL1	93.16	39.6	53.56
MW-FL2R	86.76	30.39	56.37
MW-FL3	97.49	44.32	53.17

Notes:
NGVD = National Geodetic Vertical Datum, 1929.
TOC = Top of Casing

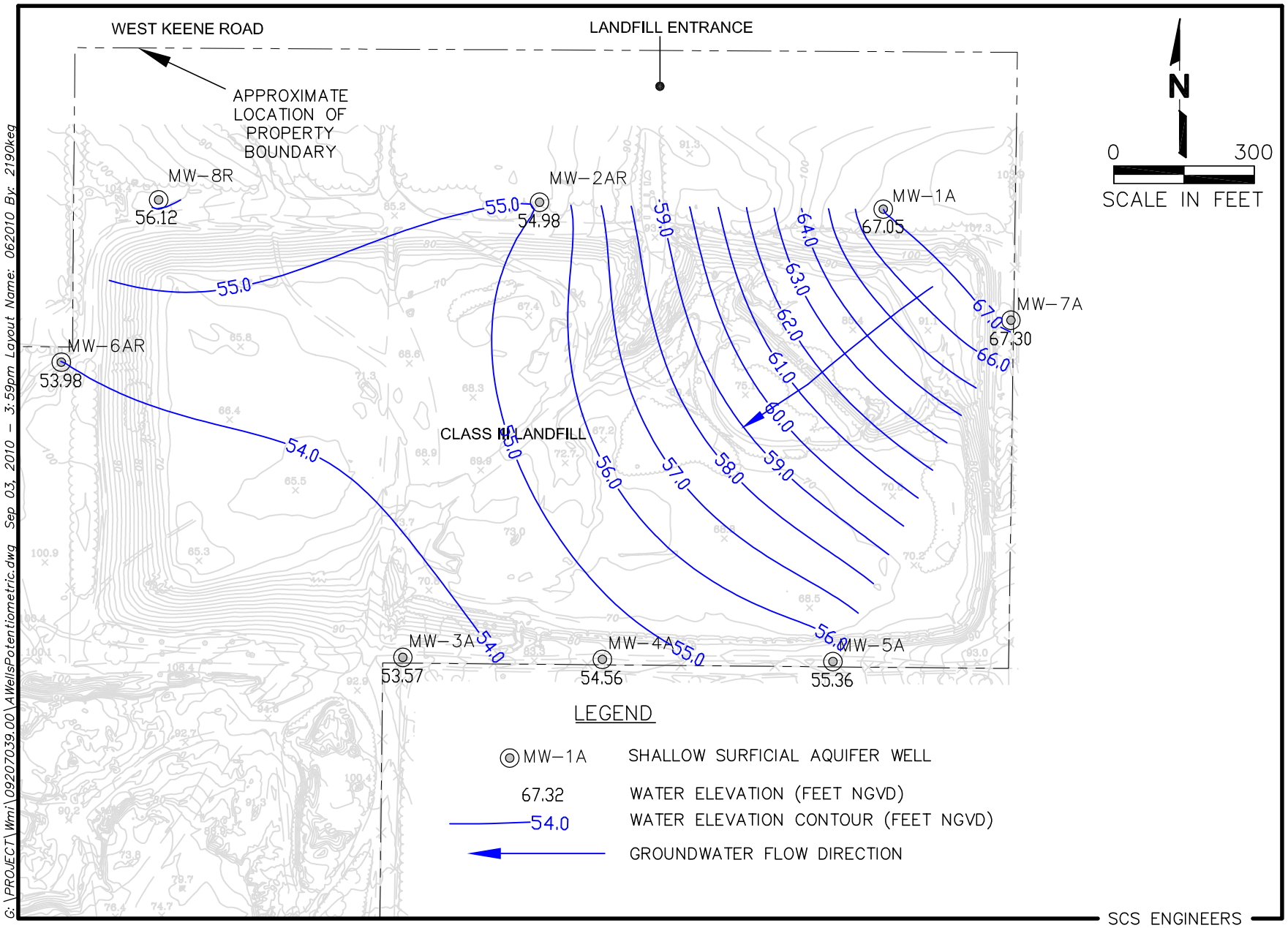

Figure 2–1. June 2010 Shallow Surficial Aquifer Water Level Map, Vista Landfill, Apopka, Florida.

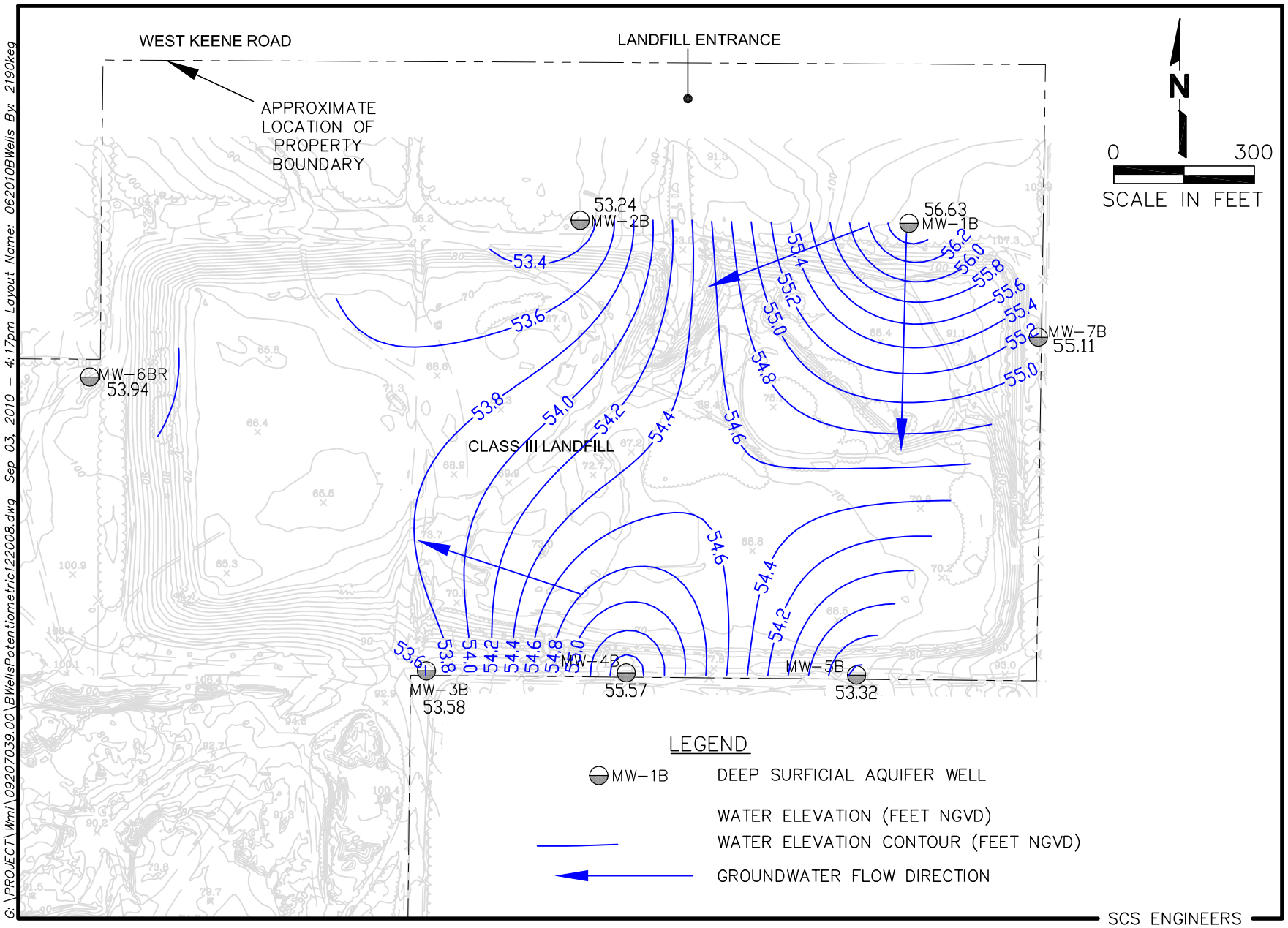

Figure 2–2. June 2010 Intermediate Surficial Aquifer Potentiometric Surface Map, Vista Landfill, Apopka, Florida.

Groundwater flow typically is expected to be perpendicular to the water level contours. Therefore, the approximate direction of groundwater flow in the shallow surficial aquifer is to the southwest. This flow direction is consistent with previous flow assessments at the Vista Landfill.

Intermediate Surficial Aquifer

A potentiometric map of the intermediate surficial aquifer was prepared from intermediate surficial well data for the June 2010 sampling event (Figure 2-2). Groundwater flow within the intermediate surficial aquifer beneath the VLF apparently consists of two flow regimes, as indicated by the groundwater flow direction arrows on Figure 2-2. A portion of the groundwater enters near the northeast corner and moves to the south and southwest. A portion of the groundwater enters from the west boundary and probably flows toward the east and south. This flow direction is consistent with previous flow assessments at the Vista Landfill.

Floridan Aquifer

Due to the limited number of “FL” zone wells for the site, potentiometric maps were not prepared. Regional potentiometric maps for the Floridan aquifer indicate that flow in the aquifer at the VLF is towards the northeast. This is confirmed by the water levels observed at the VLF at Floridan aquifer groundwater monitoring wells MW-FL1 and MW-FL3 (see Table 2-1).

3 LANDFILL MONITORING PROGRAM

The semi-annual program consists of monitoring the surficial aquifer groundwater, Floridan aquifer groundwater, and leachate.

GROUNDWATER MONITORING PROGRAM

The surficial aquifer groundwater and Floridan aquifer groundwater currently are monitored at the site at 18 locations. The surficial aquifer is monitored in two zones: the shallow zone ("A" wells) and the intermediate zone ("B" wells). The Floridan aquifer is monitored by the "FL" wells, with the exception of MW-FL2R. Based on well logs and similar water levels to surficial aquifer intermediate zone wells, MW-FL2R appears to be installed in a deep portion of the surficial aquifer deep zone, possibly in a relict karst feature.

Well locations for each monitored zone are shown on Figure 1-2. The monitoring wells and respective aquifers for each monitored zone are listed in Table 3-1. The construction details for the 18 active monitoring wells comprising the monitoring system are included in Table 3-2.

Table 3-1. Active Surficial Aquifer and Floridan Aquifer Groundwater Monitoring Wells at the Vista Landfill

Surficial Aquifer Shallow Zone	Surficial Aquifer Intermediate Zone	Surficial Aquifer Deep Zone	Floridan Aquifer
Background Monitoring Wells			
MW-1A	MW-1B		
MW-2AR	MW-2B		
MW-6AR	MW-6BR		
MW-7A			
MW-8R			
Compliance Monitoring Wells			
MW-3A	MW-3B		MW-FL1
MW-4A	MW-4B		
MW-5A	MW-5B		
	MW-7B		
		MW-FL2R	
			MW-FL3

Note:
1. Wells listed on the same row are part of a cluster of wells.

The current permit requires semi-annual sampling of the background and compliance monitoring wells for the field and laboratory parameters listed below.

TABLE 3-2. EXISTING MONITORING LOCATIONS AND CONSTRUCTION DETAILS, VISTA LANDFILL, APOPKA, FLORIDA

WACS ID	Water Quality Monitoring Site ID	Date Installed	Date Abandoned	Well Type	Aquifer Monitored	Top of Casing Elevation (NGVD)	Total Well Depth (Feet BLS)	Outer Casing Diameter/ Depth	Well Diameter	Screen Slot Size	Screen Length (feet)	Top of Screen (Feet BLS)	Bottom of Screen (Feet BLS)	Top of Screen (Feet NGVD)	Bottom of Screen (Feet NGVD)	Northing (NAD 1983)	Easting (NAD 1983)	Latitude (NAD 1983)	Longitude (NAD 1983)
19335	MW-1A[1]	4/20/2004	NA	BG	Shallow Surficial	109.47	69	NA	2	0.006	20	49	69	57	37	1565469.28	492550.11	28° 38' 21.30"	81° 30' 36.28"
19336	MW-1B	4/20/2004	NA	BG	Intermediate Surficial	109.53	96	NA	2	0.010	10	86	96	20	10	1565465.40	492545.32	28° 38' 21.27"	81° 30' 36.33"
ND	MW-2A	ND	1/15/2007	BG	Shallow Surficial	ND	ND	NA	ND	ND	ND	ND	ND	ND	ND	ND	ND	ND	ND
19337	MW-2AR	1/23/2007	NA	BG	Shallow Surficial	87.22	39.94	NA	2	0.006	10	29.44	39.44	59.91	49.91	1565481.98	491815.07	28° 38' 21.40"	81° 30' 44.53"
19338	MW-2B	4/22/2004	NA	BG	Intermediate Surficial	88.46	73	NA	2	0.006	10	63	73	20	10	1565471.82	491843.09	28° 38' 21.30"	81° 30' 44.21"
19339	MW-3A	4/13/2004	NA	CO	Shallow Surficial	92.87	56	NA	2	0.006	30	36	56	57	37	1564509.87	491522.95	28° 38' 11.76"	81° 30' 47.76"
19340	MW-3B	4/13/2004	NA	CO	Intermediate Surficial	93.06	83	NA	2	0.010	10	73	83	20	10	1564509.53	491514.75	28° 38' 11.76"	81° 30' 47.85"
19341	MW-4A	4/14/2004	NA	CO	Shallow Surficial	82.04	42	NA	2	0.006	20	22	42	57	37	1564505.59	491949.09	28° 38' 11.74"	81° 30' 42.98"
19342	MW-4B	4/14/2004	NA	CO	Intermediate Surficial	83.18	69	NA	2	0.006	10	59	69	20	10	1564505.16	491941.64	28° 38' 11.73"	81° 30' 43.06"
19343	MW-5A	4/14/2004	NA	CO	Shallow Surficial	81.86	40	NA	2	0.006	20	20	40	57	37	1564500.86	492441.55	28° 38' 11.71"	81° 30' 37.45"
19344	MW-5B	4/14/2004	NA	CO	Intermediate Surficial	81.27	67	NA	2	0.006	10	57	67	20	10	1564500.47	492433.39	28° 38' 11.71"	81° 30' 37.54"
ND	MW-6A	4/15/2004	1/12/2007	BG	Shallow Surficial	101.94	61	NA	2	0.010	20	41	61	57	37	ND	ND	ND	ND
19345	MW-6AR	1/30/2007	NA	BG	Shallow Surficial	104.11	69.37	NA	2	0.010	20	48.87	68.87	52.27	32.27	1565140.42	490793.55	28° 38' 17.97"	81° 30' 55.98"
ND	MW-6B	4/15/2004	1/12/2007	BG	Intermediate Surficial	101.98	88	NA	2	0.010	10	78	88	20	10	ND	ND	ND	ND
19346	MW-6BR	1/30/2007	NA	BG	Intermediate Surficial	103.99	88.58	NA	2	0.010	10	78.08	88.08	22.98	12.98	1565137.25	490795.56	28° 38' 17.94"	81° 30' 55.95"
19347	MW-7A	4/20/2004	NA	BG	Shallow Surficial	109.26	69	NA	2	0.006	20	49	69	57	37	1565230.04	492821.74	28° 38' 18.95"	81° 30' 33.22"
19348	MW-7B	4/19/2004	NA	CO	Intermediate Surficial	109.13	96	NA	2	0.01	10	86	96	20	10	1565222.30	492821.61	28° 38' 18.87"	81° 30' 33.22"
ND	MW-8	4/23/2004	1/12/2007	BG	Shallow Surficial	99.7	60	NA	2	0.006	10	50	60	47	37	ND	ND	ND	ND
19868	MW-8R	1/25/2007	NA	BG	Shallow Surficial	99.6	72.12	NA	2	0.006	10	61.62	71.72	35.05	25.05	1565489.06	490997.80	28° 38' 21.43"	81° 30' 53.70"
19879	MW-FL1	4/13/2004	NA	CO	Floridan	93.16	125	NA	2	0.010	10	115	125	-45	-35	1564509.43	491507.05	28° 38' 11.76"	81° 30' 47.94"
ND	MW-FL2	4/22/2004	1/15/2007	CO	Floridan	87.4	130	NA	2	0.006	10	120	130	-45	-35	ND	ND	ND	ND
19880	MW-FL2R	1/29/2007	NA	CO	Deep Surficial	86.76	129.95	6"/0' to 80'	2	0.006	10	119.45	129.45	-45.54	-35.54	1565501.29	491655.91	28° 38' 21.58"	81° 30' 46.32"
19881	MW-FL3	4/21/2004	NA	CO	Floridan	97.49	140	NA	2	0.010	10	130	140	-45	-35	1565463.35	492205.45	28° 38' 21.23"	81° 30' 40.15"
22828	L-1	NA	NA	CO	Leachate	NA	NA	NA	NA	NA	NA	NA	NA	NA	NA	ND	ND	ND	ND

Notes:
1. Survey Information was obtained from the May 25, 2007 Geosyntec Consultants Environmental Monitoring Location Map.
2. Well construction information obtained from the July 2004, Collinas Group, Inc., Groundwater Monitoring Well Installation Report, Buttrey Landfill Parcel.
3. Well construction information obtained from the March 15, 2007, Professional Service Industries, Inc., Monitoring Well Completion and Well Abandonment Report.
4. NGVD = National Geodetic Vertical Datum of 1929.
5. NAD 1983 = North American Datum of 1983.
6. WACS = State Water Assurance Compliance System.
7. BLS = Below Landsurface.
8. NA = Not Applicaple.
9. BG = Background.
10. CO = Compliance.
11. ND = Data not available.
12. OT = Other.
13. ID = Identification.

Field Parameters

- Static water level before purging
- Specific conductivity
- pH
- Dissolved oxygen
- Turbidity
- Temperature
- Color and sheens by observation

Laboratory Parameters

- Total ammonia-nitrogen
- Chlorides
- Iron
- Mercury
- Nitrate
- Sodium
- Total dissolved solids (TDS)
- Parameters listed in 40 CFR (Code of Federal Regulations) Part 258, Appendix I

Additional Parameters

During the initial background monitoring event prior to the placement of waste, some parameters exceeded the Primary Drinking Water Standards (PDWS) or Secondary Drinking Water Standards (SDWS). These included the following parameters which were added to the semi-annual monitoring:

- Aluminum
- Color
- Gross Alpha
- Manganese

Semi-annual reporting of the results of groundwater sampling is performed in accordance with the VLF MPIS.

LEACHATE MONITORING PROGRAM

Leachate currently is monitored at the site at the leachate storage tank (L-1). The current permit requires annual (December) sampling of L-1 for the field and laboratory parameters listed below.

Field Parameters

- Specific conductivity
- pH

- Dissolved oxygen
- Turbidity
- Temperature
- Color and sheens by observation

Laboratory Parameters

- Total ammonia-nitrogen
- Bicarbonate
- Chlorides
- Iron
- Mercury
- Nitrate
- Sodium
- Total dissolved solids (TDS)
- Parameters listed in 40 CFR (Code of Federal Regulations) Part 258, Appendix II

SEMI-ANNUAL GROUNDWATER MONITORING EVENT

Appendix A includes the laboratory analytical data and field forms. Table 3-3 lists groundwater quality detections and exceedances. Exceedances are concentrations in excess of primary or secondary drinking water standards. In accordance with the VLF MPIS, groundwater results also were compared to groundwater cleanup target levels (GCTL) listed in Chapter 62-777, FAC., as a screening tool to evaluate groundwater quality.

Metals Exceedances

Metals with concentrations in excess of applicable groundwater standards or GCTLs in select wells include:

- Aluminum
- Iron
- Manganese

These exceedances are discussed below and are based on Table 3-3. Again, aluminum and manganese were present in groundwater at the VLF in excess of their respective SDWS concentrations prior to waste placement.

Aluminum

The FDEP Secondary Drinking Water Standard (SDWS) of 200 micrograms per liter (µg/L) for aluminum was exceeded at background wells MW-2B (1,600 µg/L) and MW-6BR (1100 µg/L), and at compliance wells MW-3A (1,100 µg/L), MW-3B (690 µg/L), MW-4B (540 µg/L), MW-5B (1,600 µg/L), MW-7B (410 µg/L), MW-FL1 (510 µg/L), MW-FL2R (3,000 µg/L), and MW-FL3 (480 µg/L).

Table 3-3. Summary of Groundwater Quality Analytical Results (Detected Parameters Only)
Vista Landfill, June 2010

Parameter	Standard	MCL	Units	MW-1A	MW-1B	MW-2AR	MW-2B	MW-3A	MW-3B	MW-4A	MW-4B	MW-5A	MW-5B	MW-6AR	MW-6BR	MW-7A	MW-7B	MW-8R	MW-FL1	MW-FL2R	MW-FL3
Volatile Organic Compounds																					
Acetone	GCTL	6300	ug/L	2.1 I	3 I	1.9 U	1.9 U	1.9 U	1.9 U	1.9 U	1.9 U	1.9 U	1.9 U	1.9 U	1.9 U	1.9 U	1.9 U	1.9 U	2.8 I	5.1 I	1.9 U
Chloroform	GCTL	70	ug/L	0.16 U	0.16 U	0.16 U	0.16 U	0.16 U	0.16 U	0.16 U	0.16 U	0.16 U	0.16 U	0.16 U	0.46 I	0.16 U	0.16 U	0.16 U	0.16 U	0.16 U	0.16 U
Chloromethane	GCTL	2.7	ug/L	0.3 U	0.3 U	0.3 U	0.3 U	0.3 U	0.3 U	0.3 U	0.3 U	0.3 U	0.3 U	0.3 U	0.3 U	0.3 U	0.3 U	0.3 U	0.34 I	0.41 I	0.3 U
Vinyl chloride	PDWS	1	ug/L	0.4 U	0.4 U	0.4 U	0.4 U	0.4 U	0.4 U	0.4 U	0.4 U	0.4 U	0.4 U	0.4 U	0.4 U	0.4 U	0.4 U	0.4 U	0.4 U	0.45 I	0.4 U
Xylenes (total)	SDWS	20	ug/L	0.19 U	0.19 U	0.19 U	0.19 U	0.19 U	0.19 U	0.19 U	0.19 U	0.19 U	0.19 U	0.19 U	0.19 U	0.19 U	0.19 U	0.19 U	0.19 U	0.19 U	0.39 I
Metals																					
Aluminum	SDWS	200	ug/L	20 I	18 U	100	1600	1100	690	140	540	160	1600	67 I	1100	23 I	410	23 I	510	3000	480
Antimony	PDWS	6	ug/L	0.07 U	0.07 U	0.18 I	0.1 I	0.07 U	0.07 U	0.12 I	0.1 I	0.07 U	0.17 I	0.07 U	0.11 I	0.07 U	0.07 U	0.43 I	0.09 I	0.51 I	0.071 I
Arsenic	PDWS	10	ug/L	0.21 U	3.2 I	0.21 U	0.58 I	0.21 U	0.49 I	0.22 I	0.31 I	0.21 U	6.1	0.21 U	1.9 I	0.21 U	1.9 I	1.1 I	0.48 I	1.7 I	1 I
Barium	PDWS	2000	ug/L	18	6.4 I	9.1 I	25	55	62	22	18	40	26	16	15	11	5.5 I	5.8 I	45	31	34
Beryllium	PDWS	4	ug/L	0.08 U	0.08 U	0.08 U	0.12 I	0.12 I	0.08 U	0.083 I	0.08 U	0.084 I	0.08 U	0.08 U	0.08 U	0.08 U	0.08 U	0.08 U	0.08 U	0.08 U	0.08 U
Chromium	PDWS	100	ug/L	1.1 I	0.66 U	0.66 U	4.8 I	3.6 I	2.7 I	0.72 I	1.7 I	1.5 I	5.1 I	1.2 I	44	0.97 I	2 I	0.66 U	3.6 I	23	3 I
Cobalt	GCTL	140	ug/L	0.94 I	0.12 U	0.12 U	0.12 U	0.58 I	0.12 U	0.12 U	0.12 U	0.33 I	0.12 U	0.12 U	0.34 I	0.12 U	0.12 U	0.12 U	0.29 I	0.33 I	0.12 U
Copper	SDWS	1000	ug/L	2.7 I	0.29 I	0.57 I	2.7 I	1 I	0.43 I	0.23 I	0.69 I	0.29 I	1.3 I	0.14 U	1.2 I	0.96 I	0.46 I	0.74 I	0.79 I	2.7 I	1.2 I
Iron	SDWS	300	ug/L	52 I	22 U	30 I	850	1400	470	82 I	300	40 I	950	33 I	1600	22 U	270	23 I	420	290	460
Manganese	SDWS	50	ug/L	0.63 I	1 I	3.8 I	9.8 I	8 I	11	26	14	13	11	4.5 I	140	0.28 I	3.7 I	0.45 I	21	2.6 I	72
Nickel	PDWS	100	ug/L	3.6 I	1.3 U	1.3 U	1.3 I	1.3 U	1.3 U	3.1 I	2.7 I	1.3 U	2 I	1.3 U	5.2 I	1.5 I	1.3 U	1.3 U	1.4 I	1.3 U	1.3 U
Sodium	PDWS	160	mg/L	6.2	4.7	2.6	4.7	2	2.3	1.4	1.2	2	4.1	11	6	5.6	6.4	25	5.4	1.4	5
Thallium	PDWS	2	ug/L	0.088 IV	0.024 IV	0.032 IV	0.063 IV	0.065 IV	0.085 IV	0.02 U	0.02 U	0.036 IV	0.22 IV	0.063 IV	0.27 IV	0.088 IV	0.038 IV	0.049 IV	0.12 IV	0.021 IV	0.058 IV
Vanadium	GCTL	49	ug/L	1.1 U	1.1 U	1.1 U	4.5 I	4.3 I	3.3 I	1.1 U	1.1 U	1.1 U	5 I	1.1 U	9.6 I	1.1 U	1.2 I	2.1 I	2.4 I	20	1.8 I
Zinc	SDWS	5000	ug/L	4.5 U	4.5 U	4.5 U	6.6 I	11 I	5.2 I	180	6.9 I	22	8 I	4.5 U	10 I	4.5 U	5.8 I	4.5 U	5.3 I	4.8 I	6.1 I
Radiochemistry																					
Alpha Radiation	PDWS	15	PCI/L	3 IV	3 IV	3 IV	8	9.3	6.1	3 IV	3 IV	3.6	16.6	3 IV	4.5	3 U	4.7	3 IV	7.9	3 U	3.1
General Chemistry																					
Ammonia as N	GCTL	2.8	mg/L	0.022 U	0.022 U	0.022 U	0.022 U	0.032 I	0.038 I	0.022 U	0.022 U	0.022 U	0.022 U	0.022 U	0.022 U	0.022 U	0.022 U	0.022 IV	0.022 U	0.022 U	0.022 U
Chloride	SDWS	250	mg/L	10	6.3	3.3	5.3	3.1	3.5	2 I	2.6 I	2.4 I	7.4	17	17	11	4	4.5	11	11	8.7
Nitrate (as N)	PDWS	10	mg/L	9.7	0.05 I	0.92	0.51	3.2	1.9	2	2.5	2.8	1.5	11	3.8	13	0.042 U	0.22 I	1.3	0.34 I	0.042 U
Total Dissolved Solids	SDWS	500	mg/L	1000 V	100 V	34 V	100 V	81 V	110 V	61 V	53	51	150	170	170	250	100	100	170	230	150
Field Parameters																					
Conductivity	NS	NS	umhos/cm	312	168	37	152	77	165	69	47	64	217	188	270	288	158	186	236	712	245
Dissolved Oxygen	NS	NS	mg/L	2.7	0.5	0.6	0.5	1.6	1.9	1.3	0.9	2.2	0	0.7	0.4	0.8	0.7	3.8	3.1	0.7	0
Dissolved Oxygen[17]	MPIS	< 20	% Sat.	32.7	6.3	7.5	6.2	20.5	23	16.0	11.3	27.6	0	8.8	5.0	9.5	8.5	45.1	38.2	8.6	0
pH	SDWS	6.5 - 8.5	SU	6.38	7.9	5.2	7.86	6.07	7.28	5.1	5.43	5.06	7.85	5.64	7.71	7.54	7.28	7.24	7.35	10.74	7.36
Temperature	NS	NS	Deg C	24.7	26.6	27.4	25.5	27.5	25.1	26.5	27.1	26.8	25.4	27.3	27	24.3	24.8	24	26.4	26.4	26.7
Turbidity	NS	NS	NTU	0.79	0.29	4.23	13.89	2.19	7.88	3.41	10.06	2.39	13.6	1.88	4.26	0.89	7.49	3.46	8.19	7.81	2.72

NOTES:
1. PDWS = Primary Drinking Water Standard (62-550 F.A.C.)
2. SDWS = Secondary Drinking Water Standard (62-550 F.A.C.)
3. GCTL = Groundwater Clean-up Target Level (62-777 F.A.C.)
4. MPIS = Monitoring Plan Implementation Schedule
5. NS = No numeric standard has been set for this analyte.
6. mg/L = milligrams per liter
7. ug/L= micrograms per liter
8. NTU = nephelometric turbidity units
9. Yellow shaded values indicate parameter concentrations exceeded primary or secondary Drinking Water Standards, or groundwater cleanup target levels.
10. deg C = Degrees Celcius
11. STD = Standard
12. umhos/cm = micromhos per centimeter
13. pCi/L = picocuries per liter
14. U = Analyte concentration was below the laboratory detection limit (value shown).
15. I = Analyte concentration was between the laboratory detection limit and laboratory practical.
16. V = Analyte was detected in the sample and an associated method blank.
17. Calculated from http://www.fivecreeks.org/monitor/do.html.

The concentrations of aluminum in several background wells are significantly above the FDEP SDWS, indicating that aluminum concentrations are naturally elevated in this area and do not appear to be related to the landfill operations.

The concentrations detected at background monitoring well MW-2B and at compliance wells MW-3A, MW-3B, MW-4B, MW-5B, MW-6BR, MW-7B, MW-FL1, MW-FL2R, and MW-FL3 are consistent with the monitoring event data for the VLF collected prior to waste placement (Figures 3-1 through 3-3).

Iron

The concentration of iron in the groundwater at VLF ranged from non-detected to 3,000 μg/L during the June 2010 semi-annual sampling. The FDEP SDWS of 300 μg/L for iron was exceeded at background wells MW-2B and MW-6BR, and at compliance wells MW-3A, MW-3B, MW-4B, MW-5B, MW-FL1, and MW-FL3.

The iron concentrations observed are consistent with historical data for VLF collected prior to waste placement (Figures 3-4 through 3-6). Iron is naturally found at elevated concentrations in Florida groundwater (Florida Geological Survey Special Publication No. 34, 1992).

Manganese

The FDEP SDWS of 50 μg/L for manganese was exceeded at background monitoring well MW-6BR (140 μg/L) and compliance monitoring well MW-FL3 (72 μg/L). These results were consistent with historic manganese values obtained from these wells.

Inorganic Parameters Exceedances and Trends

Nitrate, pH, and Total Dissolved Solids concentrations at specific wells exceeded applicable PDWS and SDWS. These parameters are discussed below.

Nitrate

The FDEP PDWS of 10 mg/L for nitrate was exceeded slightly at background wells MW-6AR (11 mg/L) and MW-7A (13 mg/L). These results were consistent with recent nitrate values obtained from these wells.

Vista Landfill

Figure 3-1. "A" Wells Time Series Plot for Aluminum

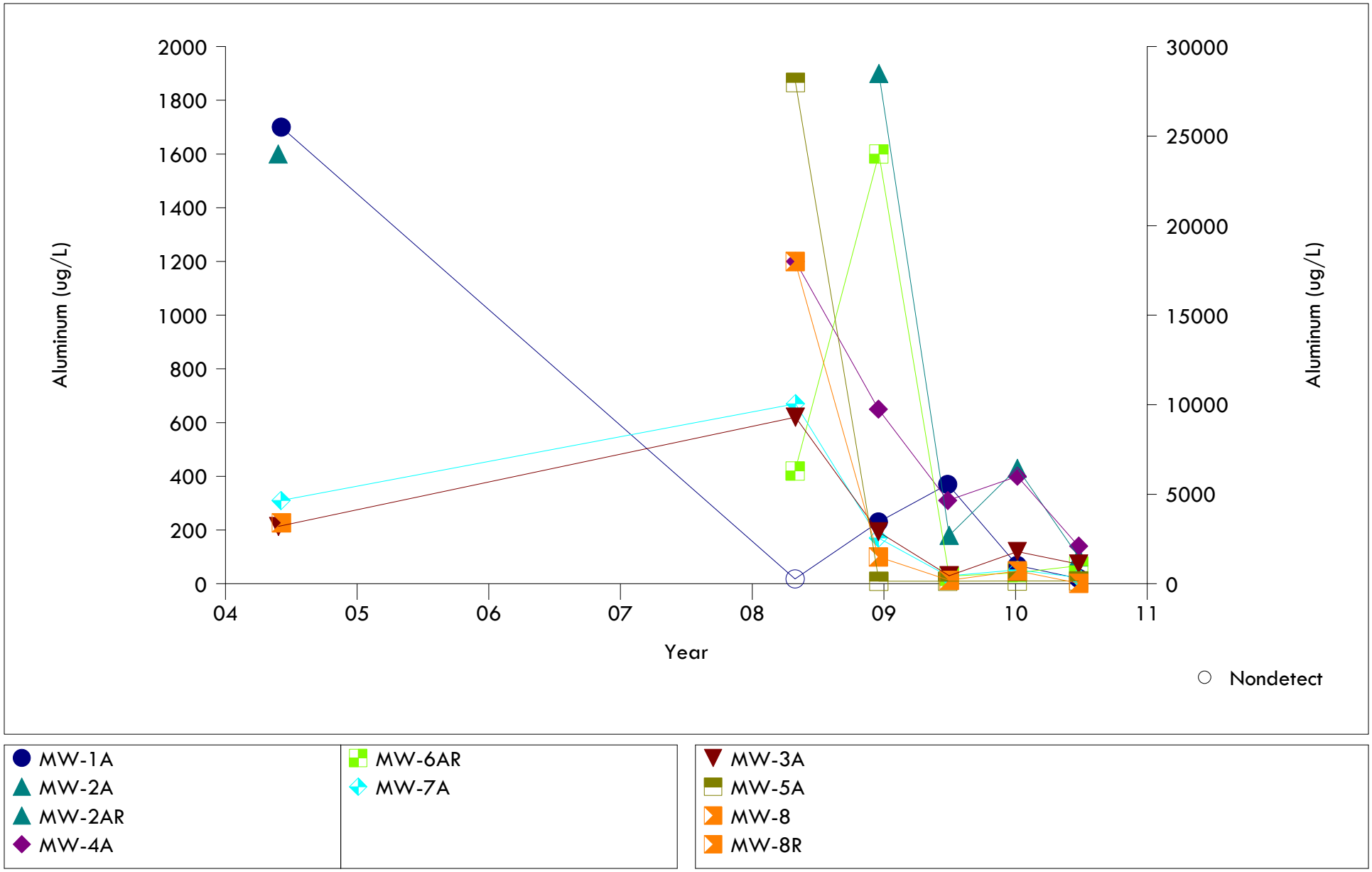

Prepared by: SCS Engineers

Vista Landfill

Figure 3-2. "B" Wells Time Series Plot for Aluminum

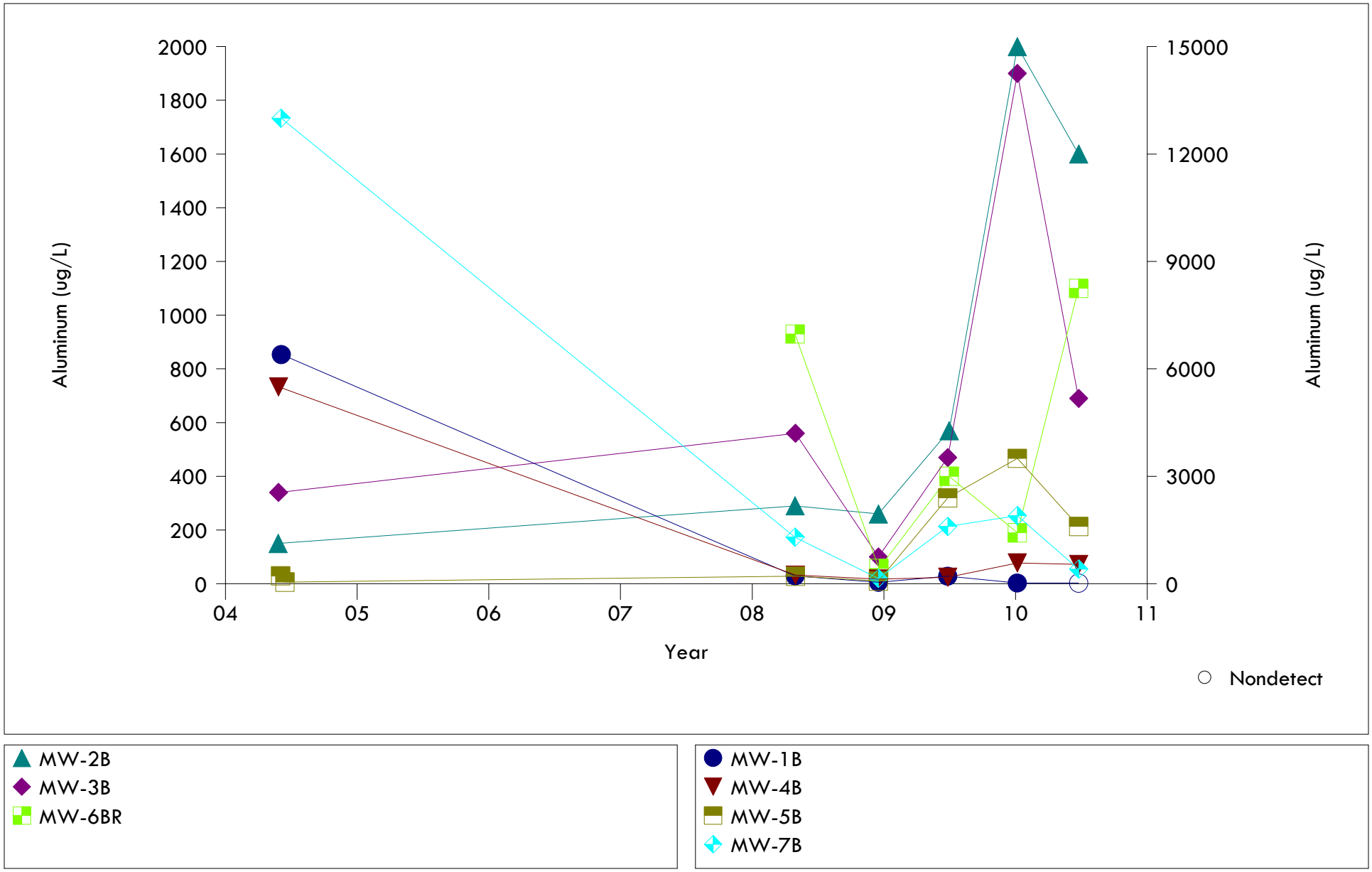

Prepared by: SCS Engineers

Vista Landfill

Figure 3-3. "FL" Wells Time Series Plot for Aluminum

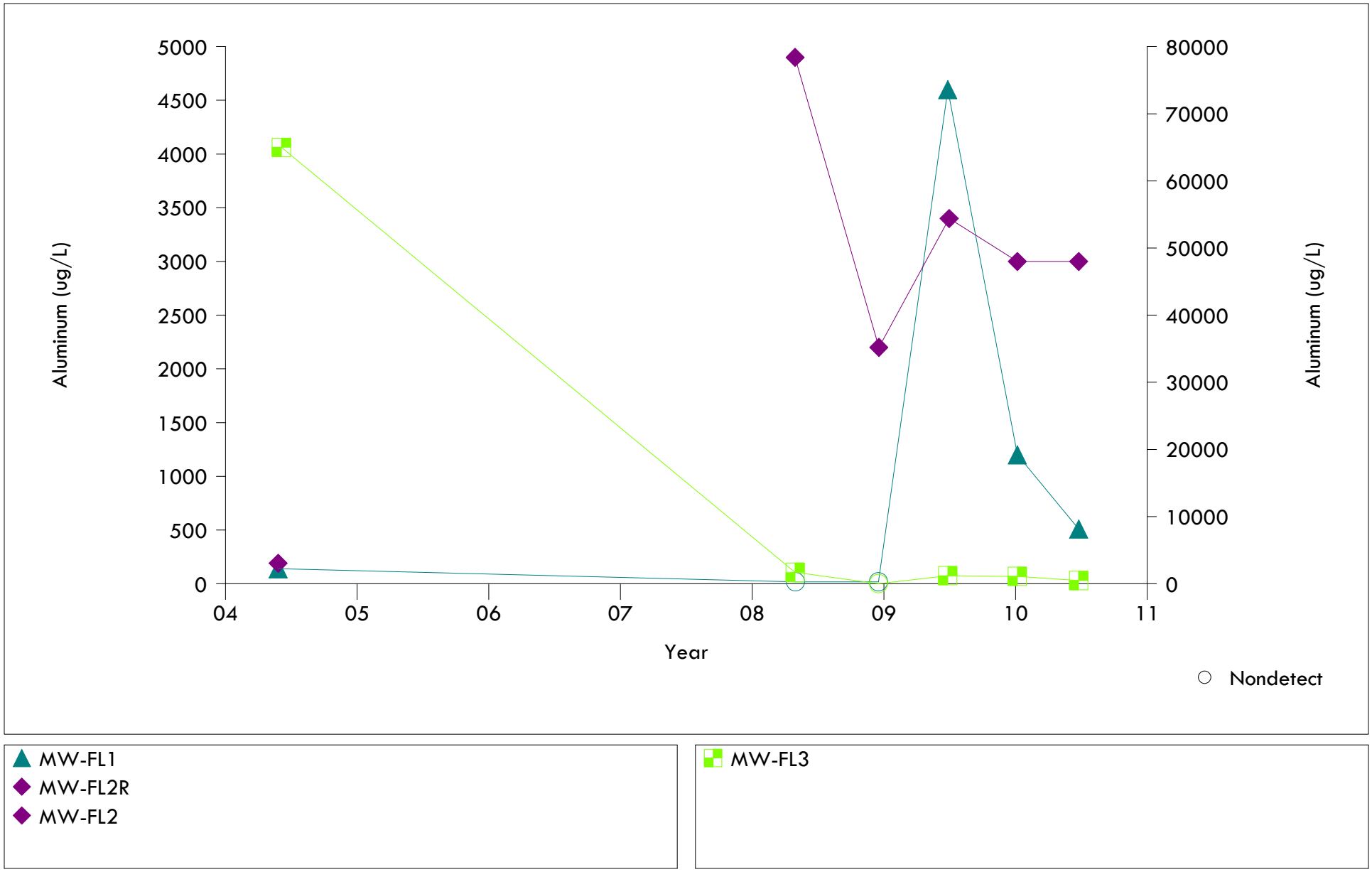

Prepared by: SCS Engineers

Vista Landfill

Figure 3-4. "A" Wells Time Series Plot for Iron

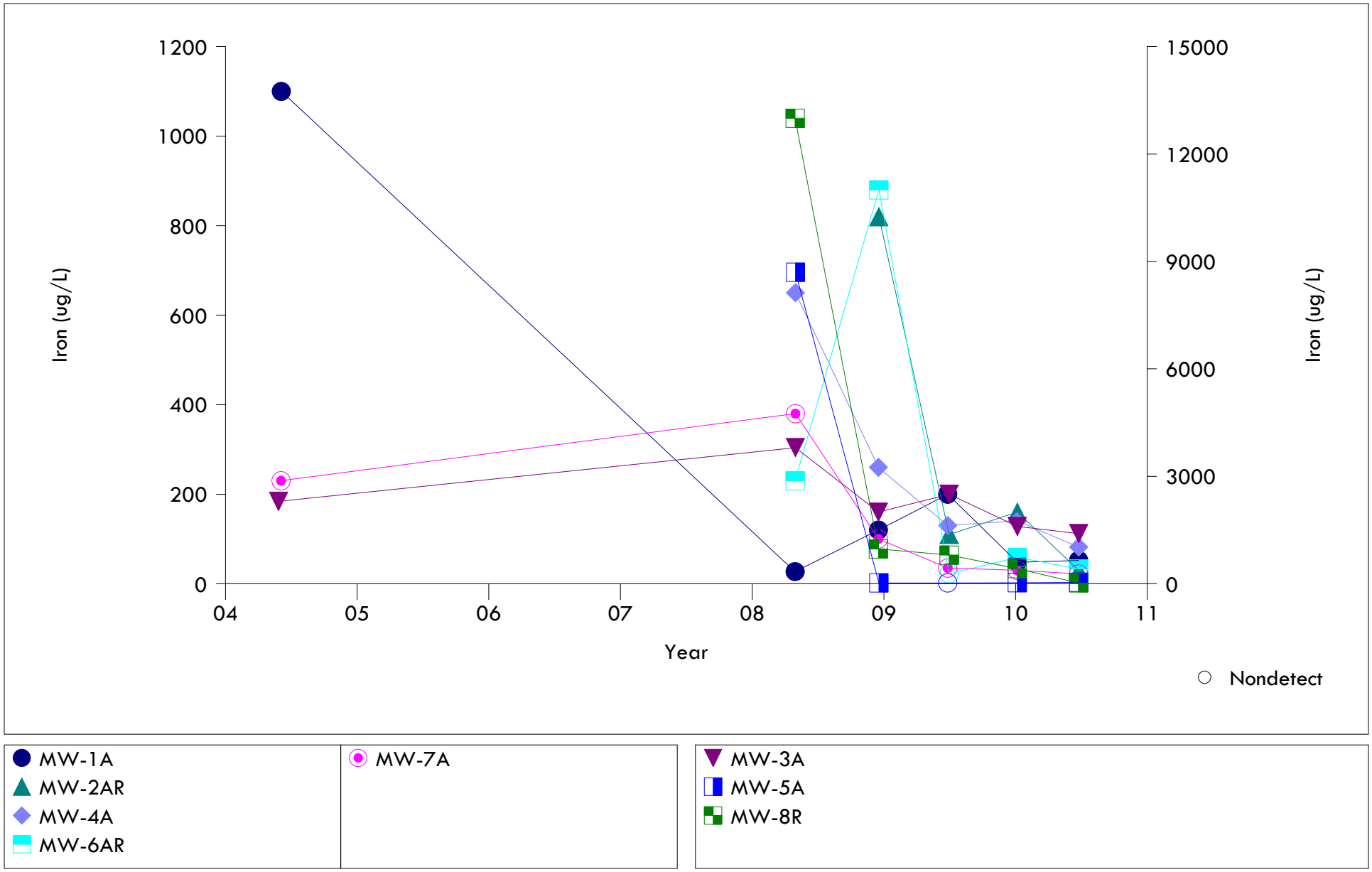

Prepared by: SCS Engineers

Vista Landfill

Figure 3-5. "B" Wells Time Series Plot for Iron

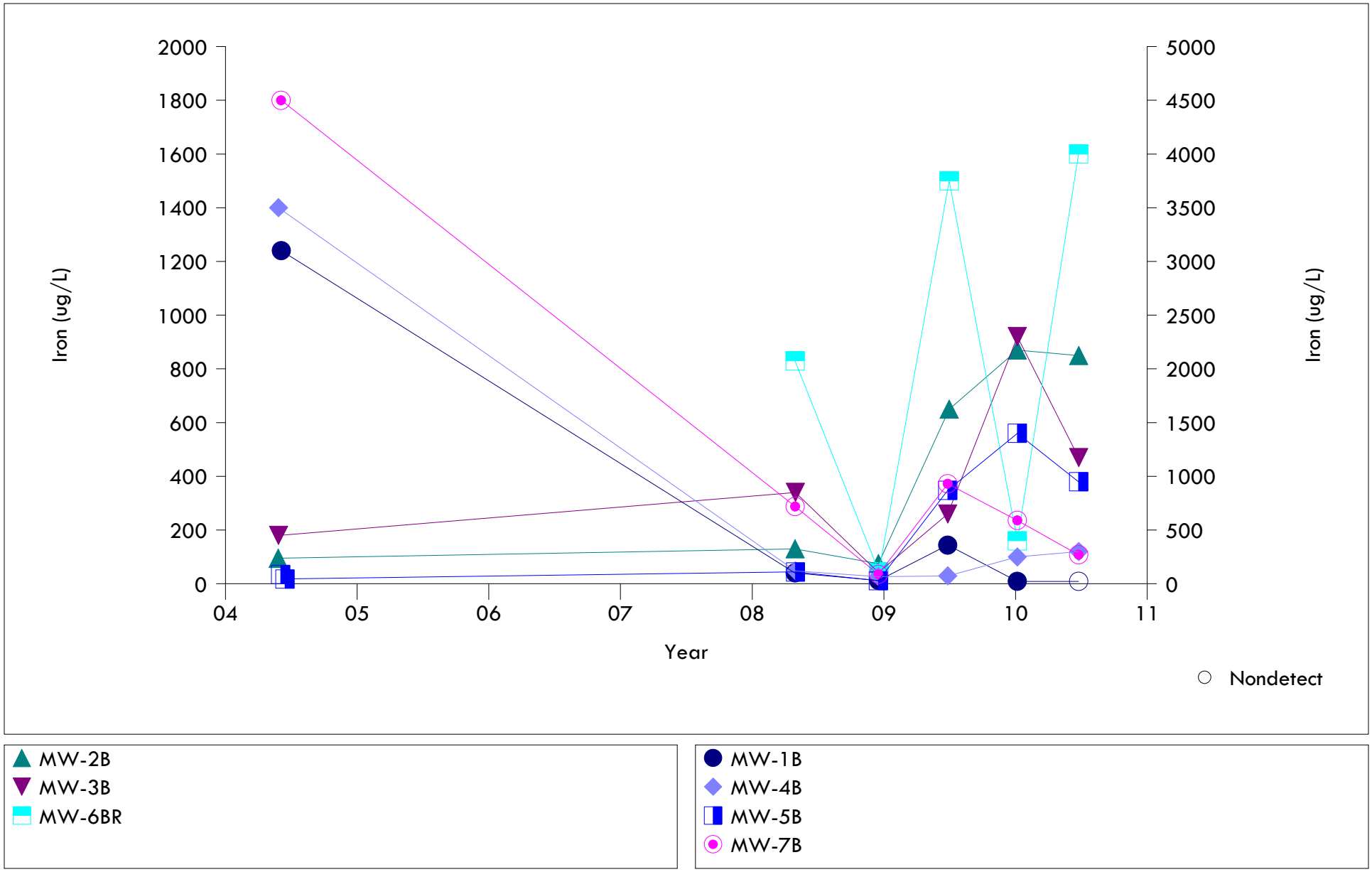

Prepared by: SCS Engineers

Vista Landfill

Figure 3-6. "FL" Wells Time Series Plot for Iron

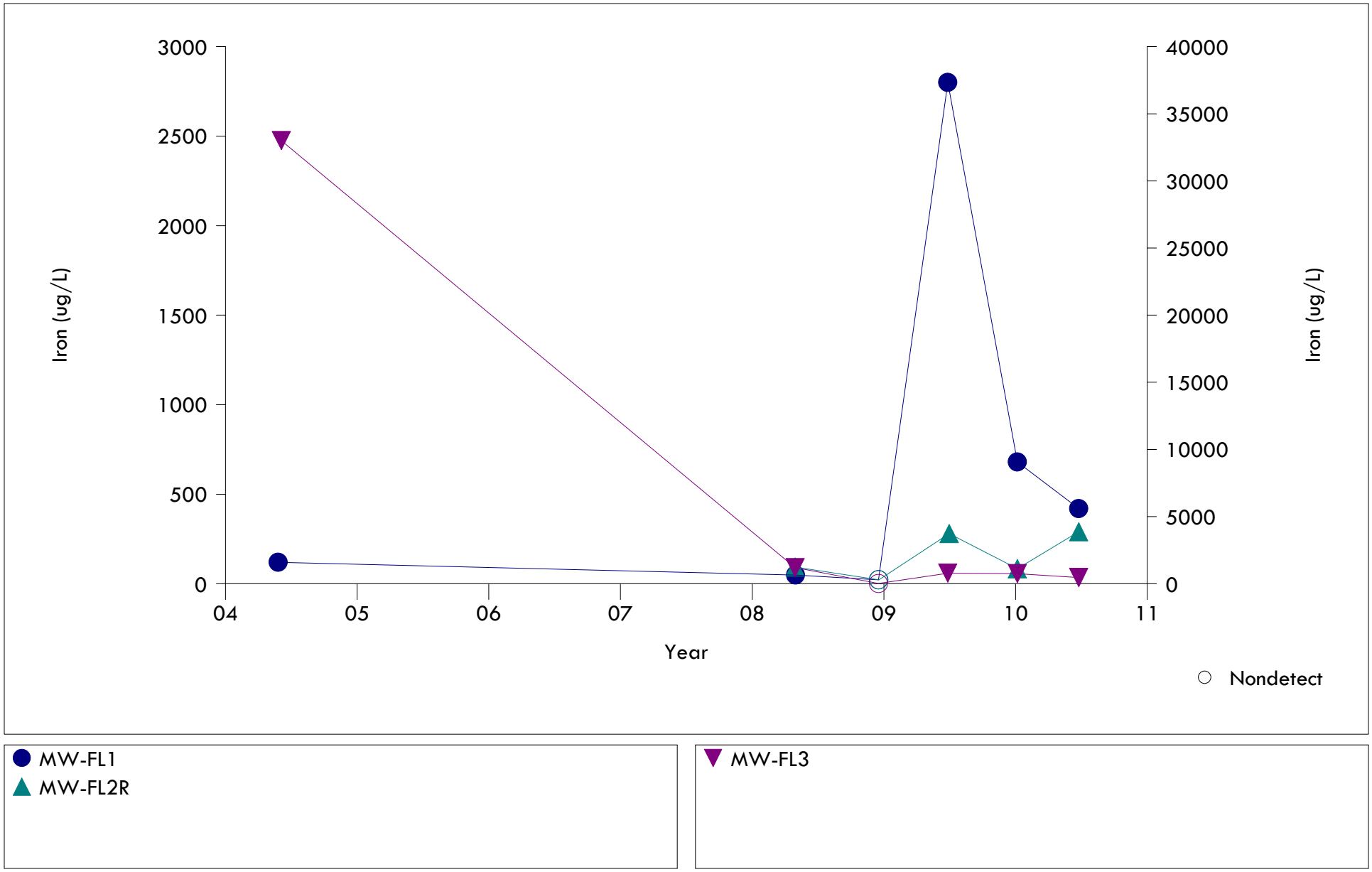

Prepared by: SCS Engineers

No exceedances of nitrate occurred at other monitoring wells. The exceedances at MW-6AR and MW-7A are not due to the landfill. These wells are located hydraulically upgradient and, in the case of MW-7A, nitrate was detected in previous monitoring events prior to the placement of waste. Nitrate exceedances may be related to Rapid Infiltration Basin (RIB) Facilities, which have been previously documented as potential sources for nitrates.[2]

pH

The pH was below the SDWS range of 6.5 to 8.5 units in background monitoring wells MW-1A (6.38 units), MW-2AR (5.2 units), and MW-6AR (5.64 units) and compliance wells MW-3A (6.07 units), MW-4A (5.1 units), MW-4B (5.43 units), and MW-5A (5.06 units). Low groundwater pH in this region is the result of low pH in precipitation, rapid recharge, and little buffering capacity of the surficial sands. The pH levels observed at VLI are characteristic of the ground water in this region of Florida.

The pH was above the SDWS range of 6.5 to 8.5 units in monitoring well MW-FL2R (10.74 units). The high pH indicates the presence of grout in the sand pack that may be due to well construction or related to the abandonment of MW-FL2. However, the groundwater analytical data show that the problem only affects the pH, and that the overall geochemistry is similar to the other wells. Therefore, this well is suitable as a compliance well with the understanding that the pH may be elevated and is considered an artifact of well construction.

Organic Parameters Exceedances and Trends

Organic parameters were not detected above their respective PDWS, SDWS, and GCTLs.

Other Volatile Organic Compound Detections

There were low level volatile organic compound (VOC) detections below FDEP water quality standards. Acetone was detected at a concentration below the GCTL (6,300 μg/L) in the groundwater at monitoring wells MW-1A (2.1 **I** μg/L), MW-1B (3 **I** μg/L), MW-FL1 (2.8 **I** μg/L), and MW-FL2R (5.1 **I** μg/L). Chloroform was detected at a concentration below the GCTL (70 μg/L) at monitoring well MW-6BR (0.46 **I** μg/L). Vinyl chloride was detected in monitoring well MW-FL2R at a concentration of 0.45 **I** μg/L, which is below the PDWS (1 μg/L). These detections are consistent with previous sampling.

Chloromethane was detected at a concentration below the GCTL (2.7 μg/L) at monitoring wells MW-FL1 (0.34 **I** μg/L) and MW-FL2 (0.41 **I** μg/L). Xylenes were detected in monitoring well MW-FL3 at a concentration of 0.39 **I** μg/L, which is below the SDWS (20 μg/L). These detections will be verified during the next scheduled sampling event.

[2] Special Publication SJ2006-SP3, *Estimates Of Upper Floridan Aquifer Recharge Augmentation Based On Hydraulic And Water-Quality Data (1986-2002) From The Water Conserv II RIB Systems, Orange County, Florida* (http://sjr.state.fl.us/programs/outreach/pubs/techpubs/pdfs/SP/SJ2006-SP3.pdf)

Dissolved Oxygen

Dissolved oxygen values (calculated from field measurements) were above the VLF MPIS limit of not greater than 20 percent oxygen saturation at background monitoring wells MW-1A (32.7%) and MW-8R (45.1%), and at compliance monitoring wells MW-3A (20.5%), MW-3B (23%), MW-5A (27.6%), and MW-FL1 (38.2%).

Monitoring wells MW-1A (0.20 gallons per minute [gpm]), MW-3A (0.16 gpm), MW-3B (0.23 gpm), MW-5A (0.16 gpm), and MW-FL1 (0.24 gpm) were purged and sampled with a bladder pump at a low flow rate as indicated by their relative gpm pumping rates. Monitoring well MW-8R was purged and sampled with a submersible pump at a low flow (approximately 0.18 gpm). During the stabilization readings dissolved oxygen concentration remained relatively steady.

Alpha Radiation

The alpha radiation at MW-5B (16.6 picoCuries per liter [pCi/L]) slightly exceeded the PDWS standard of 15 PCi/L. This result is within the range of uncertainty (+/- 3.1 pCi/L). Gross Alpha has been detected in the past at the site and can be attributed to the sediments in the Hawthorn Group. Turbidity was elevated in this well during sampling and can cause elevated concentrations of radionuclides in the groundwater. This value is elevated compared to previous sampling results and may represent an outlier.

ANNUAL LEACHATE MONITORING EVENT

Leachate sampling was not performed during this sampling event. The required annual sampling and analysis of leachate will be performed during the December 2010 sampling event.

4 SUMMARY

The groundwater flow assessment shows that surficial aquifer groundwater in the vicinity of the site flows toward the southwest corner of the landfill. The groundwater flow direction in the intermediate surficial is variable with groundwater flowing into the site from the northeast corner and western boundary and moves to the south southwest. Regional potentiometric maps for the Floridan aquifer indicate that flow is towards the northeast.

Aluminum concentrations were detected above the SDWS in select monitoring wells and are related to background concentrations. The detected concentrations are generally consistent with historical data.

Iron concentrations were detected above the SDWS in select monitoring wells and are related to background concentrations. The detected concentrations are consistent with historical data.

Manganese concentrations were detected above the SDWS at MW-6BR and MW-FL3. The detected concentrations are consistent with historical data.

Nitrate and pH exceeded the applicable PDWS and SDWS in select monitoring wells. Nitrate was observed slightly above the PDWS at two background monitoring wells (MW-6AR and MW-7A), but is attributed to background conditions, possibly associated with local RIB facilities. The pH detections in select monitoring wells were attributed to Florida ambient groundwater quality characteristics due to low pH rainfall, rapid recharge, and the limited buffering capability of Florida's sandy soils.

Dissolved oxygen values (field measurement) were above the VLF MPIS limit of not greater than 20% oxygen saturation in the groundwater at background monitoring wells MW-1A and MW-8R, and in compliance monitoring wells MW-3A, MW-3B, MW-5A, and MW-FL1. These measurements were collected using low flow techniques and are consistent with historical measurements at these wells.

The gross alpha radiation at MW-5B slightly exceeded the PDWS standard. This result is within the range of uncertainty (+/- 3.1 pCi/L) for an exceedance. Gross Alpha has been detected in the past at the site and can be attributed to the sediments in the Hawthorn. Turbidity was elevated in this well during sampling and can cause elevated concentrations of radionuclides in the groundwater.

The required annual sampling and analysis of leachate will be performed during the December 2010 sampling event.

.

APPENDIX A

LABORATORY ANALYTICAL RESULTS AND FIELD FORMS

ANALYTICAL REPORT

Job Number: 280-4797-1

Job Description: FL26|Vista

For:
Waste Management
Bayside of Marion, Inc.
PO BOX 830067
Ocala, FL 34483-0067

Attention: Mr. Paul Bermillo

Approved for release.
Danielle M Harrington
Project Manager I
8/4/2010 8:13 AM

Danielle M Harrington
Project Manager I
danielle.harrington@testamericainc.com
08/04/2010
Revision: 1

cc: Mr. Ken Guilbeault

The test results in this report relate only to the samples in this report and meet all requirements of NELAC, with any exceptions noted. Pursuant to NELAP, this report shall not be reproduced except in full, without the written approval of the laboratory. All questions regarding this report should be directed to the TestAmerica Denver Project Manager.

The Lab Certification ID# is E87667.

Reporting limits are adjusted for sample size used, dilutions and moisture content if applicable.

TestAmerica Laboratories, Inc.
TestAmerica Denver 4955 Yarrow Street, Arvada, CO 80002
Tel (303) 736-0100 Fax (303) 431-7171 www.testamericainc.com

Table of Contents

Cover Title Page 1

Report Narrative 3

Executive Summary 5

Method Summary 21

Method / Analyst Summary 22

Sample Summary 23

Sample Results 24

Sample Datasheets 25

Data Qualifiers 147

QC Results 149

Qc Association Summary 150

Surrogate Recovery Report 165

Qc Reports 168

Laboratory Chronicle 212

Subcontracted Data 228

Client Chain of Custody 259

Sample Receipt Checklist 343

CASE NARRATIVE

Client: Waste Management

Project: FL26|Vista

Report Number: 280-4797-1

With the exceptions noted as flags or footnotes, standard analytical protocols were followed in the analysis of the samples and no problems were encountered or anomalies observed. In addition all laboratory quality control samples were within established control limits, with any exceptions noted below. Each sample was analyzed to achieve the lowest possible reporting limit within the constraints of the method. In some cases, due to interference or analytes present at high concentrations, samples were diluted. For diluted samples, the reporting limits are adjusted relative to the dilution required.

This report may include reporting limits (RLs) less than TestAmerica's standard reporting limit. The reported sample results and associated reporting limits are being used specifically to meet the needs of this project. Note that data are not normally reported to these levels without qualification because they are inherently less reliable and potentially less defensible than required by the latest industry standards.

This submission may contain field data obtained by the sampler. The methods referenced in this submission for the field data results may not be the methods used to obtain the field data by the sampler.

RECEIPT
Twenty-one samples were received on 06/25/2010 at temperatures of 2.6C, 4.3C, 4.2C, 3.1C, 3.1C, and 2.2C.

All sample bottles were received in acceptable condition.

HOLDING TIMES
All Holding Times were met.

METHOD BLANKS
Low levels of Methylene Chloride are present in the method blank associated with QC batch 280-21823. Because the concentration in the method blank is not present at a level greater than the reporting limit, corrective action is deemed unnecessary.

Low levels of Thallium are present in the method blank associated with QC batch 280-22024. Because the concentration in the method blank is not present at a level greater than the reporting limit, corrective action is deemed unnecessary.

Low levels of Total Dissolved Solids are present in the method blank associated with QC batch 280-21174. Because the concentration in the method blank is not present at a level greater than the reporting limit, corrective action is deemed unnecessary.

All other Method Blanks were within the acceptance limits.

LABORATORY CONTROL SAMPLES (LCS)
All Laboratory Control Samples were within the acceptance limits.

MATRIX SPIKE (MS) and MATRIX SPIKE DUPLICATES (MSD)
Laboratory generated MS/MSD analysis data have been provided in batch 280-21886. The MS/MSD for Method 8260B exhibited spike compound recoveries outside the QC limits for 1,1-Dichloroethene. The acceptable LCS analysis data indicated that the analytical system was operating within control; therefore, corrective action is deemed unnecessary.

The method 504.1 required MS/MSD could not be performed for batches 280-21910 and 280-22397, due to insufficient sample volume submitted. Method precision and accuracy have been verified by the acceptable LCS/LCSD analysis data.

MS/MSD analyses were performed on sample MW-1B. The MS/MSD for Method 7470A exhibited spike recoveries outside the QC limits for Mercury. The acceptable LCS analysis data indicated that the analytical system was operating within control; therefore, corrective action is deemed unnecessary.

Please note that the recoveries, for the Nitrate MS/MSD performed on sample MW-1A, are within QC limits; however, these are estimated values as the concentrations exceeded the calibration range. Method precision and accuracy has been verified by the acceptable LCS/LCSD analysis data; therefore, corrective action is deemed unnecessary.

MS/MSD analyses were performed on samples MW-1A, MW-5A, MWFL3, and MW-3B. The MS/MSD for Method 350.1 batch 280-21138 exhibited spike recoveries outside the QC limits for Ammonia. Method precision and accuracy has been verified by the acceptable LCS/LCSD analysis data; therefore, corrective action is deemed unnecessary.

ORGANICS

Surrogate 1,2-Dibrompropane method 504.1 was recovered above the QC limits in sample MW-FL3. This is an indicator that data may be biased high. As the sample does not contain any detectable concentrations for constituents associated with this surrogate, corrective action is deemed unnecessary. Usability of the sample data is not compromised.

GENERAL CHEMISTRY

Samples MW-7A and MW-6AR were analyzed at dilutions for Method 300.0A due to high concentrations of Nitrate. The reporting limits have been adjusted accordingly.

No other analytical or quality issues were noted.

General Comments

The analyses for Radiochemistry were performed at the TestAmerica St. Louis laboratory.
TestAmerica St. Louis
13715 Rider Trail North
Earth City, MO 63045
Phone: 314-298-8566

REVISION

Per client request sample MW-1A was re-analyzed as it was higher than historical results. The sample was re-analyzed and the data was check. The incorrect volume was entered by the analyst. The data has been corrected and are inline with historical results.

EXECUTIVE SUMMARY - Detections

Client: Waste Management

Job Number: 280-4797-1

Lab Sample ID	Client Sample ID			Reporting		
Analyte		Result / Qualifier		Limit	Units	Method
280-4797-1	**MW-1A**					
Acetone		2.1	I	10	ug/L	8260B
Groundwater Elevation		67.05			ft/msl	Field Sampling
Field pH		6.38			SU	Field Sampling
Field Conductivity		312			umhos/cm	Field Sampling
Field Temperature		24.7			Degrees C	Field Sampling
Field Turbidity		0.79			NTU	Field Sampling
Field Dissolved Oxygen		2.7			mg/L	Field Sampling
Chloride		10		3.0	mg/L	300.0
Nitrate as N		9.7		0.50	mg/L	300.0
Total Dissolved Solids		260	V	10	mg/L	SM 2540C
Total Recoverable						
Barium		18		10	ug/L	6010B
Aluminum		20	I	100	ug/L	6010B
Manganese		0.63	I	10	ug/L	6010B
Cobalt		0.94	I	10	ug/L	6010B
Chromium		1.1	I	10	ug/L	6010B
Copper		2.7	I	15	ug/L	6010B
Nickel		3.6	I	40	ug/L	6010B
Iron		52	I	100	ug/L	6010B
Sodium		6.2		1.0	mg/L	6010B
Thallium		0.088	I V	1.0	ug/L	6020
280-4797-2	**MW-1B**					
Acetone		3.0	I	10	ug/L	8260B
Groundwater Elevation		56.63			ft/msl	Field Sampling
Field pH		7.90			SU	Field Sampling
Field Conductivity		168			umhos/cm	Field Sampling
Field Temperature		26.6			Degrees C	Field Sampling
Field Turbidity		0.29			NTU	Field Sampling
Field Dissolved Oxygen		0.5			mg/L	Field Sampling
Chloride		6.3		3.0	mg/L	300.0
Nitrate as N		0.050	I	0.50	mg/L	300.0
Total Dissolved Solids		100	V	10	mg/L	SM 2540C
Total Recoverable						
Barium		6.4	I	10	ug/L	6010B
Manganese		1.0	I	10	ug/L	6010B
Copper		0.29	I	15	ug/L	6010B
Sodium		4.7		1.0	mg/L	6010B
Arsenic		3.2	I	5.0	ug/L	6020
Thallium		0.024	I V	1.0	ug/L	6020

EXECUTIVE SUMMARY - Detections

Client: Waste Management

Job Number: 280-4797-1

Lab Sample ID / Analyte	Client Sample ID	Result / Qualifier		Reporting Limit	Units	Method
280-4797-3	**MW-2AR**					
Groundwater Elevation		54.98			ft/msl	Field Sampling
Field pH		5.20			SU	Field Sampling
Field Conductivity		37			umhos/cm	Field Sampling
Field Temperature		27.4			Degrees C	Field Sampling
Field Turbidity		4.23			NTU	Field Sampling
Field Dissolved Oxygen		0.6			mg/L	Field Sampling
Chloride		3.3		3.0	mg/L	300.0
Nitrate as N		0.92		0.50	mg/L	300.0
Total Dissolved Solids		34	V	10	mg/L	SM 2540C
Total Recoverable						
Barium		9.1	I	10	ug/L	6010B
Aluminum		100		100	ug/L	6010B
Manganese		3.8	I	10	ug/L	6010B
Copper		0.57	I	15	ug/L	6010B
Iron		30	I	100	ug/L	6010B
Sodium		2.6		1.0	mg/L	6010B
Antimony		0.18	I	2.0	ug/L	6020
Thallium		0.032	I V	1.0	ug/L	6020

EXECUTIVE SUMMARY - Detections

Client: Waste Management

Job Number: 280-4797-1

Lab Sample ID / Analyte	Client Sample ID	Result / Qualifier		Reporting Limit	Units	Method
280-4797-4	**MW-2B**					
Groundwater Elevation		53.24			ft/msl	Field Sampling
Field pH		7.86			SU	Field Sampling
Field Conductivity		152			umhos/cm	Field Sampling
Field Temperature		25.5			Degrees C	Field Sampling
Field Turbidity		13.89			NTU	Field Sampling
Field Dissolved Oxygen		0.5			mg/L	Field Sampling
Chloride		5.3		3.0	mg/L	300.0
Nitrate as N		0.51		0.50	mg/L	300.0
Total Dissolved Solids		100	V	10	mg/L	SM 2540C
Total Recoverable						
Barium		25		10	ug/L	6010B
Aluminum		1600		100	ug/L	6010B
Manganese		9.8	I	10	ug/L	6010B
Chromium		4.8	I	10	ug/L	6010B
Copper		2.7	I	15	ug/L	6010B
Nickel		1.3	I	40	ug/L	6010B
Iron		850		100	ug/L	6010B
Vanadium		4.5	I	10	ug/L	6010B
Zinc		6.6	I	20	ug/L	6010B
Sodium		4.7		1.0	mg/L	6010B
Antimony		0.10	I	2.0	ug/L	6020
Arsenic		0.58	I	5.0	ug/L	6020
Beryllium		0.12	I	1.0	ug/L	6020
Thallium		0.063	I V	1.0	ug/L	6020

EXECUTIVE SUMMARY - Detections

Client: Waste Management

Job Number: 280-4797-1

Lab Sample ID / Analyte	Client Sample ID	Result / Qualifier		Reporting Limit	Units	Method
280-4797-5	**MW-3A**					
Groundwater Elevation		53.57			ft/msl	Field Sampling
Field pH		6.07			SU	Field Sampling
Field Conductivity		77			umhos/cm	Field Sampling
Field Temperature		27.5			Degrees C	Field Sampling
Field Turbidity		2.19			NTU	Field Sampling
Field Dissolved Oxygen		1.6			mg/L	Field Sampling
Chloride		3.1		3.0	mg/L	300.0
Nitrate as N		3.2		0.50	mg/L	300.0
Ammonia as N		0.032	I	0.10	mg/L	350.1
Total Dissolved Solids		81	V	10	mg/L	SM 2540C
Total Recoverable						
Barium		55		10	ug/L	6010B
Aluminum		1100		100	ug/L	6010B
Manganese		8.0	I	10	ug/L	6010B
Cobalt		0.58	I	10	ug/L	6010B
Chromium		3.6	I	10	ug/L	6010B
Copper		1.0	I	15	ug/L	6010B
Iron		1400		100	ug/L	6010B
Vanadium		4.3	I	10	ug/L	6010B
Zinc		11	I	20	ug/L	6010B
Sodium		2.0		1.0	mg/L	6010B
Beryllium		0.12	I	1.0	ug/L	6020
Thallium		0.065	I V	1.0	ug/L	6020

EXECUTIVE SUMMARY - Detections

Client: Waste Management

Job Number: 280-4797-1

Lab Sample ID / Analyte	Client Sample ID	Result / Qualifier		Reporting Limit	Units	Method
280-4797-6	**MW-3B**					
Groundwater Elevation		53.58			ft/msl	Field Sampling
Field pH		7.28			SU	Field Sampling
Field Conductivity		165			umhos/cm	Field Sampling
Field Temperature		25.1			Degrees C	Field Sampling
Field Turbidity		7.88			NTU	Field Sampling
Field Dissolved Oxygen		1.9			mg/L	Field Sampling
Chloride		3.5		3.0	mg/L	300.0
Nitrate as N		1.9		0.50	mg/L	300.0
Ammonia as N		0.038	I	0.10	mg/L	350.1
Total Dissolved Solids		110	V	10	mg/L	SM 2540C
Total Recoverable						
Barium		62		10	ug/L	6010B
Aluminum		690		100	ug/L	6010B
Manganese		11		10	ug/L	6010B
Chromium		2.7	I	10	ug/L	6010B
Copper		0.43	I	15	ug/L	6010B
Iron		470		100	ug/L	6010B
Vanadium		3.3	I	10	ug/L	6010B
Zinc		5.2	I	20	ug/L	6010B
Sodium		2.3		1.0	mg/L	6010B
Arsenic		0.49	I	5.0	ug/L	6020
Thallium		0.085	I V	1.0	ug/L	6020

EXECUTIVE SUMMARY - Detections

Client: Waste Management

Job Number: 280-4797-1

Lab Sample ID / Analyte	Client Sample ID	Result / Qualifier		Reporting Limit	Units	Method
280-4797-7	**MW-4A**					
Groundwater Elevation		54.56			ft/msl	Field Sampling
Field pH		5.10			SU	Field Sampling
Field Conductivity		69			umhos/cm	Field Sampling
Field Temperature		26.5			Degrees C	Field Sampling
Field Turbidity		3.41			NTU	Field Sampling
Field Dissolved Oxygen		1.3			mg/L	Field Sampling
Chloride		2.0	I	3.0	mg/L	300.0
Nitrate as N		2.0		0.50	mg/L	300.0
Total Dissolved Solids		61	V	10	mg/L	SM 2540C
Total Recoverable						
Barium		22		10	ug/L	6010B
Aluminum		140		100	ug/L	6010B
Manganese		26		10	ug/L	6010B
Chromium		0.72	I	10	ug/L	6010B
Copper		0.23	I	15	ug/L	6010B
Nickel		3.1	I	40	ug/L	6010B
Iron		82	I	100	ug/L	6010B
Zinc		180		20	ug/L	6010B
Sodium		1.4		1.0	mg/L	6010B
Antimony		0.12	I	2.0	ug/L	6020
Arsenic		0.22	I	5.0	ug/L	6020
Beryllium		0.083	I	1.0	ug/L	6020

EXECUTIVE SUMMARY - Detections

Client: Waste Management

Job Number: 280-4797-1

Lab Sample ID / Analyte	Client Sample ID	Result / Qualifier		Reporting Limit	Units	Method
280-4797-8	**MW-4B**					
Groundwater Elevation		55.57			ft/msl	Field Sampling
Field pH		5.43			SU	Field Sampling
Field Conductivity		47			umhos/cm	Field Sampling
Field Temperature		27.1			Degrees C	Field Sampling
Field Turbidity		10.06			NTU	Field Sampling
Field Dissolved Oxygen		0.9			mg/L	Field Sampling
Chloride		2.6	I	3.0	mg/L	300.0
Nitrate as N		2.5		0.50	mg/L	300.0
Total Dissolved Solids		53		10	mg/L	SM 2540C
Total Recoverable						
Barium		18		10	ug/L	6010B
Aluminum		540		100	ug/L	6010B
Manganese		14		10	ug/L	6010B
Chromium		1.7	I	10	ug/L	6010B
Copper		0.69	I	15	ug/L	6010B
Nickel		2.7	I	40	ug/L	6010B
Iron		300		100	ug/L	6010B
Zinc		6.9	I	20	ug/L	6010B
Sodium		1.2		1.0	mg/L	6010B
Antimony		0.10	I	2.0	ug/L	6020
Arsenic		0.31	I	5.0	ug/L	6020

EXECUTIVE SUMMARY - Detections

Client: Waste Management

Job Number: 280-4797-1

Lab Sample ID / Analyte	Client Sample ID	Result / Qualifier		Reporting Limit	Units	Method
280-4797-9	**MW-5A**					
Groundwater Elevation		55.36			ft/msl	Field Sampling
Field pH		5.06			SU	Field Sampling
Field Conductivity		64			umhos/cm	Field Sampling
Field Temperature		26.8			Degrees C	Field Sampling
Field Turbidity		2.39			NTU	Field Sampling
Field Dissolved Oxygen		2.2			mg/L	Field Sampling
Chloride		2.4	I	3.0	mg/L	300.0
Nitrate as N		2.8		0.50	mg/L	300.0
Total Dissolved Solids		51		10	mg/L	SM 2540C
Total Recoverable						
Barium		40		10	ug/L	6010B
Aluminum		160		100	ug/L	6010B
Manganese		13		10	ug/L	6010B
Cobalt		0.33	I	10	ug/L	6010B
Chromium		1.5	I	10	ug/L	6010B
Copper		0.29	I	15	ug/L	6010B
Iron		40	I	100	ug/L	6010B
Zinc		22		20	ug/L	6010B
Sodium		2.0		1.0	mg/L	6010B
Beryllium		0.084	I	1.0	ug/L	6020
Thallium		0.036	I V	1.0	ug/L	6020

EXECUTIVE SUMMARY - Detections

Client: Waste Management

Job Number: 280-4797-1

Lab Sample ID / Analyte	Client Sample ID	Result / Qualifier		Reporting Limit	Units	Method
280-4797-10	**MW-5B**					
Groundwater Elevation		53.35			ft/msl	Field Sampling
Field pH		7.85			SU	Field Sampling
Field Conductivity		217			umhos/cm	Field Sampling
Field Temperature		25.4			Degrees C	Field Sampling
Field Turbidity		13.6			NTU	Field Sampling
Field Dissolved Oxygen		0.0			mg/L	Field Sampling
Chloride		7.4		3.0	mg/L	300.0
Nitrate as N		1.5		0.50	mg/L	300.0
Total Dissolved Solids		150		10	mg/L	SM 2540C
Total Recoverable						
Barium		26		10	ug/L	6010B
Aluminum		1600		100	ug/L	6010B
Manganese		11		10	ug/L	6010B
Chromium		5.1	I	10	ug/L	6010B
Copper		1.3	I	15	ug/L	6010B
Nickel		2.0	I	40	ug/L	6010B
Iron		950		100	ug/L	6010B
Vanadium		5.0	I	10	ug/L	6010B
Zinc		8.0	I	20	ug/L	6010B
Sodium		4.1		1.0	mg/L	6010B
Antimony		0.17	I	2.0	ug/L	6020
Arsenic		6.1		5.0	ug/L	6020
Thallium		0.22	I V	1.0	ug/L	6020
280-4797-11	**MW-6AR**					
Groundwater Elevation		53.98			ft/msl	Field Sampling
Field pH		5.64			SU	Field Sampling
Field Conductivity		188			umhos/cm	Field Sampling
Field Temperature		27.3			Degrees C	Field Sampling
Field Turbidity		1.88			NTU	Field Sampling
Field Dissolved Oxygen		0.7			mg/L	Field Sampling
Chloride		17		3.0	mg/L	300.0
Nitrate as N		11		1.0	mg/L	300.0
Total Dissolved Solids		170		10	mg/L	SM 2540C
Total Recoverable						
Barium		16		10	ug/L	6010B
Aluminum		67	I	100	ug/L	6010B
Manganese		4.5	I	10	ug/L	6010B
Chromium		1.2	I	10	ug/L	6010B
Iron		33	I	100	ug/L	6010B
Sodium		11		1.0	mg/L	6010B
Thallium		0.063	I V	1.0	ug/L	6020

EXECUTIVE SUMMARY - Detections

Client: Waste Management

Job Number: 280-4797-1

Lab Sample ID / Analyte	Client Sample ID	Result / Qualifier		Reporting Limit	Units	Method
280-4797-12	**MW-6BR**					
Chloroform		0.46	I	1.0	ug/L	8260B
Groundwater Elevation		53.94			ft/msl	Field Sampling
Field pH		7.71			SU	Field Sampling
Field Conductivity		270			umhos/cm	Field Sampling
Field Temperature		27.0			Degrees C	Field Sampling
Field Turbidity		4.26			NTU	Field Sampling
Field Dissolved Oxygen		0.4			mg/L	Field Sampling
Chloride		17		3.0	mg/L	300.0
Nitrate as N		3.8		0.50	mg/L	300.0
Total Dissolved Solids		170		10	mg/L	SM 2540C
Total Recoverable						
Barium		15		10	ug/L	6010B
Aluminum		1100		100	ug/L	6010B
Manganese		140		10	ug/L	6010B
Cobalt		0.34	I	10	ug/L	6010B
Chromium		44		10	ug/L	6010B
Copper		1.2	I	15	ug/L	6010B
Nickel		5.2	I	40	ug/L	6010B
Iron		1600		100	ug/L	6010B
Vanadium		9.6	I	10	ug/L	6010B
Zinc		10	I	20	ug/L	6010B
Sodium		6.0		1.0	mg/L	6010B
Antimony		0.11	I	2.0	ug/L	6020
Arsenic		1.9	I	5.0	ug/L	6020
Thallium		0.27	I V	1.0	ug/L	6020

EXECUTIVE SUMMARY - Detections

Client: Waste Management

Job Number: 280-4797-1

Lab Sample ID / Analyte	Client Sample ID	Result / Qualifier		Reporting Limit	Units	Method
280-4797-13	**MW-7A**					
Groundwater Elevation		67.30			ft/msl	Field Sampling
Field pH		7.54			SU	Field Sampling
Field Conductivity		288			umhos/cm	Field Sampling
Field Temperature		24.3			Degrees C	Field Sampling
Field Turbidity		0.89			NTU	Field Sampling
Field Dissolved Oxygen		0.8			mg/L	Field Sampling
Chloride		11		3.0	mg/L	300.0
Nitrate as N		13		1.0	mg/L	300.0
Total Dissolved Solids		250		10	mg/L	SM 2540C
Total Recoverable						
Barium		11		10	ug/L	6010B
Aluminum		23	I	100	ug/L	6010B
Manganese		0.28	I	10	ug/L	6010B
Chromium		0.97	I	10	ug/L	6010B
Copper		0.96	I	15	ug/L	6010B
Nickel		1.5	I	40	ug/L	6010B
Sodium		5.6		1.0	mg/L	6010B
Thallium		0.088	I V	1.0	ug/L	6020
280-4797-14	**MW-7B**					
Groundwater Elevation		55.11			ft/msl	Field Sampling
Field pH		7.28			SU	Field Sampling
Field Conductivity		158			umhos/cm	Field Sampling
Field Temperature		24.8			Degrees C	Field Sampling
Field Turbidity		7.49			NTU	Field Sampling
Field Dissolved Oxygen		0.7			mg/L	Field Sampling
Chloride		4.0		3.0	mg/L	300.0
Total Dissolved Solids		100		10	mg/L	SM 2540C
Total Recoverable						
Barium		5.5	I	10	ug/L	6010B
Aluminum		410		100	ug/L	6010B
Manganese		3.7	I	10	ug/L	6010B
Chromium		2.0	I	10	ug/L	6010B
Copper		0.46	I	15	ug/L	6010B
Iron		270		100	ug/L	6010B
Vanadium		1.2	I	10	ug/L	6010B
Zinc		5.8	I	20	ug/L	6010B
Sodium		6.4		1.0	mg/L	6010B
Arsenic		1.9	I	5.0	ug/L	6020
Thallium		0.038	I V	1.0	ug/L	6020

EXECUTIVE SUMMARY - Detections

Client: Waste Management

Job Number: 280-4797-1

Lab Sample ID / Analyte	Client Sample ID	Result / Qualifier		Reporting Limit	Units	Method
280-4797-15	**MW-8R**					
Groundwater Elevation		56.12			ft/msl	Field Sampling
Field pH		7.24			SU	Field Sampling
Field Conductivity		186			umhos/cm	Field Sampling
Field Temperature		24.0			Degrees C	Field Sampling
Field Turbidity		3.46			NTU	Field Sampling
Field Dissolved Oxygen		3.8			mg/L	Field Sampling
Chloride		4.5		3.0	mg/L	300.0
Nitrate as N		0.22	I	0.50	mg/L	300.0
Ammonia as N		0.022	I V	0.10	mg/L	350.1
Total Dissolved Solids		100		10	mg/L	SM 2540C
Total Recoverable						
Barium		5.8	I	10	ug/L	6010B
Aluminum		23	I	100	ug/L	6010B
Manganese		0.45	I	10	ug/L	6010B
Copper		0.74	I	15	ug/L	6010B
Iron		23	I	100	ug/L	6010B
Vanadium		2.1	I	10	ug/L	6010B
Sodium		25		1.0	mg/L	6010B
Antimony		0.43	I	2.0	ug/L	6020
Arsenic		1.1	I	5.0	ug/L	6020
Thallium		0.049	I V	1.0	ug/L	6020

EXECUTIVE SUMMARY - Detections

Client: Waste Management

Job Number: 280-4797-1

Lab Sample ID / Analyte	Client Sample ID	Result / Qualifier		Reporting Limit	Units	Method
280-4797-16	**MW-FL1**					
Acetone		2.8	I	10	ug/L	8260B
Chloromethane		0.34	I	2.0	ug/L	8260B
Groundwater Elevation		53.36			ft/msl	Field Sampling
Field pH		7.35			SU	Field Sampling
Field Conductivity		236			umhos/cm	Field Sampling
Field Temperature		26.4			Degrees C	Field Sampling
Field Turbidity		8.19			NTU	Field Sampling
Field Dissolved Oxygen		3.1			mg/L	Field Sampling
Chloride		11		3.0	mg/L	300.0
Nitrate as N		1.3		0.50	mg/L	300.0
Total Dissolved Solids		170		10	mg/L	SM 2540C
Total Recoverable						
Barium		45		10	ug/L	6010B
Aluminum		510		100	ug/L	6010B
Manganese		21		10	ug/L	6010B
Cobalt		0.29	I	10	ug/L	6010B
Chromium		3.6	I	10	ug/L	6010B
Copper		0.79	I	15	ug/L	6010B
Nickel		1.4	I	40	ug/L	6010B
Iron		420		100	ug/L	6010B
Vanadium		2.4	I	10	ug/L	6010B
Zinc		5.3	I	20	ug/L	6010B
Sodium		5.4		1.0	mg/L	6010B
Antimony		0.090	I	2.0	ug/L	6020
Arsenic		0.48	I	5.0	ug/L	6020
Thallium		0.12	I V	1.0	ug/L	6020

EXECUTIVE SUMMARY - Detections

Client: Waste Management

Job Number: 280-4797-1

Lab Sample ID / Analyte	Client Sample ID	Result / Qualifier		Reporting Limit	Units	Method
280-4797-17	**MW-FL2R**					
Acetone		5.1	I	10	ug/L	8260B
Vinyl chloride		0.45	I	1.0	ug/L	8260B
Chloromethane		0.41	I	2.0	ug/L	8260B
Groundwater Elevation		56.37			ft/msl	Field Sampling
Field pH		10.74			SU	Field Sampling
Field Conductivity		712			umhos/cm	Field Sampling
Field Temperature		26.4			Degrees C	Field Sampling
Field Turbidity		7.81			NTU	Field Sampling
Field Dissolved Oxygen		0.7			mg/L	Field Sampling
Chloride		11		3.0	mg/L	300.0
Nitrate as N		0.34	I	0.50	mg/L	300.0
Total Dissolved Solids		230		10	mg/L	SM 2540C
Total Recoverable						
Barium		31		10	ug/L	6010B
Aluminum		3000		100	ug/L	6010B
Manganese		2.6	I	10	ug/L	6010B
Cobalt		0.33	I	10	ug/L	6010B
Chromium		23		10	ug/L	6010B
Copper		2.7	I	15	ug/L	6010B
Iron		290		100	ug/L	6010B
Vanadium		20		10	ug/L	6010B
Zinc		4.8	I	20	ug/L	6010B
Sodium		1.4		1.0	mg/L	6010B
Antimony		0.51	I	2.0	ug/L	6020
Arsenic		1.7	I	5.0	ug/L	6020
Thallium		0.021	I V	1.0	ug/L	6020

EXECUTIVE SUMMARY - Detections

Client: Waste Management

Job Number: 280-4797-1

Lab Sample ID / Analyte	Client Sample ID	Result / Qualifier		Reporting Limit	Units	Method
280-4797-18	**MW-FL3**					
Xylenes (total)		0.39	I	2.0	ug/L	8260B
Groundwater Elevation		53.17			ft/msl	Field Sampling
Field pH		7.36			SU	Field Sampling
Field Conductivity		245			umhos/cm	Field Sampling
Field Temperature		26.7			Degrees C	Field Sampling
Field Turbidity		2.72			NTU	Field Sampling
Field Dissolved Oxygen		0.0			mg/L	Field Sampling
Chloride		8.7		3.0	mg/L	300.0
Total Dissolved Solids		150		10	mg/L	SM 2540C
Total Recoverable						
Barium		34		10	ug/L	6010B
Aluminum		480		100	ug/L	6010B
Manganese		72		10	ug/L	6010B
Chromium		3.0	I	10	ug/L	6010B
Copper		1.2	I	15	ug/L	6010B
Iron		460		100	ug/L	6010B
Vanadium		1.8	I	10	ug/L	6010B
Zinc		6.1	I	20	ug/L	6010B
Sodium		5.0		1.0	mg/L	6010B
Antimony		0.071	I	2.0	ug/L	6020
Arsenic		1.0	I	5.0	ug/L	6020
Thallium		0.058	I V	1.0	ug/L	6020
280-4797-19EB	**EQUIPMENT BLANK**					
Acetone		3.3	I	10	ug/L	8260B
Field pH		6.90			SU	Field Sampling
Field Conductivity		2			umhos/cm	Field Sampling
Field Temperature		24.4			Degrees C	Field Sampling
Field Turbidity		0.0			NTU	Field Sampling
Field Dissolved Oxygen		4.6			mg/L	Field Sampling
Total Dissolved Solids		9.0	I	10	mg/L	SM 2540C
280-4797-20FB	**FIELD BLANK**					
Acetone		6.2	I	10	ug/L	8260B
Field pH		6.87			SU	Field Sampling
Field Conductivity		2			umhos/cm	Field Sampling
Field Temperature		24.3			Degrees C	Field Sampling
Field Turbidity		0.01			NTU	Field Sampling
Field Dissolved Oxygen		4.9			mg/L	Field Sampling
Nitrate as N		0.86		0.50	mg/L	300.0
Total Dissolved Solids		15		10	mg/L	SM 2540C

EXECUTIVE SUMMARY - Detections

Client: Waste Management

Job Number: 280-4797-1

Lab Sample ID Analyte	Client Sample ID	Result / Qualifier		Reporting Limit	Units	Method
280-4797-21TB	**TRIP BLANK**					
Methylene Chloride		0.68	I V	2.0	ug/L	8260B

METHOD SUMMARY

Client: Waste Management | Job Number: 280-4797-1

Description	Lab Location	Method	Preparation Method
Matrix Water			
Volatile Organic Compounds (GC/MS)	TAL DEN	SW846 8260B	
Purge and Trap	TAL DEN		SW846 5030B
EDB, DBCP and 1,2,3-TCP (GC)	TAL DEN	EPA-DW 504.1	
Microextraction	TAL DEN		EPA-DW 504.1
Metals (ICP)	TAL DEN	SW846 6010B	
Preparation, Total Recoverable or Dissolved Metals	TAL DEN		SW846 3005A
Metals (ICP/MS)	TAL DEN	SW846 6020	
Preparation, Total Recoverable or Dissolved Metals	TAL DEN		SW846 3005A
Mercury (CVAA)	TAL DEN	SW846 7470A	
Preparation, Mercury	TAL DEN		SW846 7470A
Anions, Ion Chromatography	TAL DEN	MCAWW 300.0	
Anions, Ion Chromatography	TAL DEN	MCAWW 300.0	
Nitrogen, Ammonia	TAL DEN	MCAWW 350.1	
Color, Colorimetric	TAL DEN	SM SM 2120B	
Solids, Total Dissolved (TDS)	TAL DEN	SM SM 2540C	
Field Sampling	TAL DEN	EPA Field Sampling	
General Sub Contract Method	TAL SL	Subcontract	

Lab References:

TAL DEN = TestAmerica Denver

TAL SL = TestAmerica St. Louis

Method References:

EPA = US Environmental Protection Agency

EPA-DW = "Methods For The Determination Of Organic Compounds In Drinking Water", EPA/600/4-88/039, December 1988 And Its Supplements.

MCAWW = "Methods For Chemical Analysis Of Water And Wastes", EPA-600/4-79-020, March 1983 And Subsequent Revisions.

SM = "Standard Methods For The Examination Of Water And Wastewater",

SW846 = "Test Methods For Evaluating Solid Waste, Physical/Chemical Methods", Third Edition, November 1986 And Its Updates.

METHOD / ANALYST SUMMARY

Client: Waste Management

Job Number: 280-4797-1

Method	Analyst	Analyst ID
SW846 8260B	Dobransky, Michael E	MD
SW846 8260B	Jackson, Todd D	TDJ
EPA-DW 504.1	Moore, Tegan E	TEM
SW846 6010B	Harre, John K	JKH
SW846 6020	Lill, Thomas E	TEL
SW846 7470A	Stoltz, Katie	KS
EPA Field Sampling	Field, Sampler	FS
MCAWW 300.0	Kudla, Ewa	EK
MCAWW 350.1	Jarusewic, Lara E	LEJ
SM SM 2120B	Jarusewic, Lara E	LEJ
SM SM 2540C	Domnick, Brandon J	BJD

SAMPLE SUMMARY

Client: Waste Management

Job Number: 280-4797-1

Lab Sample ID	Client Sample ID	Client Matrix	Date/Time Sampled	Date/Time Received
280-4797-1	MW-1A	WG	06/24/2010 1403	06/25/2010 1332
280-4797-2	MW-1B	WG	06/24/2010 1328	06/25/2010 1332
280-4797-3	MW-2AR	WG	06/24/2010 1150	06/25/2010 1332
280-4797-4	MW-2B	WG	06/24/2010 1227	06/25/2010 1332
280-4797-5	MW-3A	WG	06/24/2010 1145	06/25/2010 1332
280-4797-6	MW-3B	WG	06/24/2010 1008	06/25/2010 1332
280-4797-7	MW-4A	WG	06/24/2010 1014	06/25/2010 1332
280-4797-8	MW-4B	WG	06/24/2010 0942	06/25/2010 1332
280-4797-9	MW-5A	WG	06/24/2010 0939	06/25/2010 1332
280-4797-10	MW-5B	WG	06/24/2010 0848	06/25/2010 1332
280-4797-11	MW-6AR	WG	06/24/2010 1340	06/25/2010 1332
280-4797-12	MW-6BR	WG	06/24/2010 1306	06/25/2010 1332
280-4797-13	MW-7A	WG	06/24/2010 0824	06/25/2010 1332
280-4797-14	MW-7B	WG	06/24/2010 0859	06/25/2010 1332
280-4797-15	MW-8R	WG	06/24/2010 0630	06/25/2010 1332
280-4797-16	MW-FL1	WG	06/24/2010 1031	06/25/2010 1332
280-4797-17	MW-FL2R	WG	06/24/2010 1111	06/25/2010 1332
280-4797-18	MW-FL3	WG	06/24/2010 1234	06/25/2010 1332
280-4797-19EB	Equipment Blank	WQ	06/24/2010 1430	06/25/2010 1332
280-4797-20FB	Field Blank	WQ	06/24/2010 1420	06/25/2010 1332
280-4797-21TB	TRIP BLANK	WQ	06/24/2010 0000	06/25/2010 1332

SAMPLE RESULTS

Client: Waste Management

Job Number: 280-4797-1

Client Sample ID: **MW-1A**

Lab Sample ID: 280-4797-1

Client Matrix: WG

Date Sampled: 06/24/2010 1403

Date Received: 06/25/2010 1332

8260B Volatile Organic Compounds (GC/MS)

Method:	8260B	Analysis Batch: 280-21886	Instrument ID:	MSV_Q
Preparation:	5030B		Lab File ID:	Q6425.D
Dilution:	1.0		Initial Weight/Volume:	20 mL
Date Analyzed:	07/05/2010 2104		Final Weight/Volume:	20 mL
Date Prepared:	07/05/2010 2104			

Analyte	Result (ug/L)	Qualifier	MDL	RL
Acetone	2.1	I	1.9	10
Acrylonitrile	1.4	U	1.4	20
Benzene	0.16	U	0.16	1.0
Bromochloromethane	0.10	U	0.10	1.0
Bromodichloromethane	0.17	U	0.17	1.0
Bromoform	0.19	U	0.19	1.0
Bromomethane	0.21	U	0.21	2.0
Carbon disulfide	0.45	U	0.45	2.0
Carbon tetrachloride	0.19	U	0.19	1.0
Chlorobenzene	0.17	U	0.17	1.0
Dibromochloromethane	0.17	U	0.17	1.0
Chloroethane	0.41	U	0.41	2.0
Chloroform	0.16	U	0.16	1.0
Dibromomethane	0.17	U	0.17	1.0
1,2-Dichlorobenzene	0.15	U	0.15	1.0
1,4-Dichlorobenzene	0.16	U	0.16	1.0
trans-1,4-Dichloro-2-butene	0.80	U	0.80	3.0
1,1-Dichloroethane	0.22	U	0.22	1.0
1,2-Dichloroethane	0.13	U	0.13	1.0
cis-1,2-Dichloroethene	0.15	U	0.15	1.0
trans-1,2-Dichloroethene	0.15	U	0.15	1.0
1,1-Dichloroethene	0.23	U	0.23	1.0
1,2-Dichloropropane	0.18	U	0.18	1.0
cis-1,3-Dichloropropene	0.16	U	0.16	1.0
trans-1,3-Dichloropropene	0.19	U	0.19	3.0
Ethylbenzene	0.16	U	0.16	1.0
2-Hexanone	1.7	U	1.7	5.0
Iodomethane	0.23	U	0.23	1.0
Methylene Chloride	0.32	U	0.32	2.0
4-Methyl-2-pentanone (MIBK)	0.98	U	0.98	5.0
Styrene	0.17	U	0.17	1.0
1,1,1,2-Tetrachloroethane	0.21	U	0.21	1.0
1,1,2,2-Tetrachloroethane	0.21	U	0.21	1.0
Tetrachloroethene	0.20	U	0.20	1.0
1,1,1-Trichloroethane	0.16	U	0.16	1.0
1,1,2-Trichloroethane	0.27	U	0.27	1.0
Trichloroethene	0.16	U	0.16	1.0
Trichlorofluoromethane	0.29	U	0.29	2.0
1,2,3-Trichloropropane	0.33	U	0.33	2.5
Vinyl acetate	0.94	U	0.94	3.0
Vinyl chloride	0.40	U	0.40	1.0
Xylenes (total)	0.19	U	0.19	2.0
Chloromethane	0.30	U	0.30	2.0
2-Butanone (MEK)	2.0	U	2.0	6.0
Toluene	0.17	U	0.17	1.0

Client: Waste Management

Job Number: 280-4797-1

Client Sample ID: **MW-1A**

Lab Sample ID: 280-4797-1

Client Matrix: WG

Date Sampled: 06/24/2010 1403

Date Received: 06/25/2010 1332

8260B Volatile Organic Compounds (GC/MS)

Method:	8260B	Analysis Batch: 280-21886	Instrument ID:	MSV_Q
Preparation:	5030B		Lab File ID:	Q6425.D
Dilution:	1.0		Initial Weight/Volume:	20 mL
Date Analyzed:	07/05/2010 2104		Final Weight/Volume:	20 mL
Date Prepared:	07/05/2010 2104			

Surrogate	%Rec	Qualifier	Acceptance Limits
1,2-Dichloroethane-d4 (Surr)	77		70 - 127
Toluene-d8 (Surr)	93		80 - 125
4-Bromofluorobenzene (Surr)	80		78 - 118
Dibromofluoromethane (Surr)	92		77 - 119

Client: Waste Management

Job Number: 280-4797-1

Client Sample ID: **MW-1B**

Lab Sample ID: 280-4797-2

Client Matrix: WG

Date Sampled: 06/24/2010 1328

Date Received: 06/25/2010 1332

8260B Volatile Organic Compounds (GC/MS)

Method:	8260B	Analysis Batch: 280-21886	Instrument ID:	MSV_Q
Preparation:	5030B		Lab File ID:	Q6428.D
Dilution:	1.0		Initial Weight/Volume:	20 mL
Date Analyzed:	07/05/2010 2213		Final Weight/Volume:	20 mL
Date Prepared:	07/05/2010 2213			

Analyte	Result (ug/L)	Qualifier	MDL	RL
Acetone	3.0	I	1.9	10
Acrylonitrile	1.4	U	1.4	20
Benzene	0.16	U	0.16	1.0
Bromochloromethane	0.10	U	0.10	1.0
Bromodichloromethane	0.17	U	0.17	1.0
Bromoform	0.19	U	0.19	1.0
Bromomethane	0.21	U	0.21	2.0
Carbon disulfide	0.45	U	0.45	2.0
Carbon tetrachloride	0.19	U	0.19	1.0
Chlorobenzene	0.17	U	0.17	1.0
Dibromochloromethane	0.17	U	0.17	1.0
Chloroethane	0.41	U	0.41	2.0
Chloroform	0.16	U	0.16	1.0
Dibromomethane	0.17	U	0.17	1.0
1,2-Dichlorobenzene	0.15	U	0.15	1.0
1,4-Dichlorobenzene	0.16	U	0.16	1.0
trans-1,4-Dichloro-2-butene	0.80	U	0.80	3.0
1,1-Dichloroethane	0.22	U	0.22	1.0
1,2-Dichloroethane	0.13	U	0.13	1.0
cis-1,2-Dichloroethene	0.15	U	0.15	1.0
trans-1,2-Dichloroethene	0.15	U	0.15	1.0
1,1-Dichloroethene	0.23	U	0.23	1.0
1,2-Dichloropropane	0.18	U	0.18	1.0
cis-1,3-Dichloropropene	0.16	U	0.16	1.0
trans-1,3-Dichloropropene	0.19	U	0.19	3.0
Ethylbenzene	0.16	U	0.16	1.0
2-Hexanone	1.7	U	1.7	5.0
Iodomethane	0.23	U	0.23	1.0
Methylene Chloride	0.32	U	0.32	2.0
4-Methyl-2-pentanone (MIBK)	0.98	U	0.98	5.0
Styrene	0.17	U	0.17	1.0
1,1,1,2-Tetrachloroethane	0.21	U	0.21	1.0
1,1,2,2-Tetrachloroethane	0.21	U	0.21	1.0
Tetrachloroethene	0.20	U	0.20	1.0
1,1,1-Trichloroethane	0.16	U	0.16	1.0
1,1,2-Trichloroethane	0.27	U	0.27	1.0
Trichloroethene	0.16	U	0.16	1.0
Trichlorofluoromethane	0.29	U	0.29	2.0
1,2,3-Trichloropropane	0.33	U	0.33	2.5
Vinyl acetate	0.94	U	0.94	3.0
Vinyl chloride	0.40	U	0.40	1.0
Xylenes (total)	0.19	U	0.19	2.0
Chloromethane	0.30	U	0.30	2.0
2-Butanone (MEK)	2.0	U	2.0	6.0
Toluene	0.17	U	0.17	1.0

Client: Waste Management

Job Number: 280-4797-1

Client Sample ID: **MW-1B**

Lab Sample ID: 280-4797-2

Client Matrix: WG

Date Sampled: 06/24/2010 1328

Date Received: 06/25/2010 1332

8260B Volatile Organic Compounds (GC/MS)

Method:	8260B	Analysis Batch: 280-21886	Instrument ID:	MSV_Q
Preparation:	5030B		Lab File ID:	Q6428.D
Dilution:	1.0		Initial Weight/Volume:	20 mL
Date Analyzed:	07/05/2010 2213		Final Weight/Volume:	20 mL
Date Prepared:	07/05/2010 2213			

Surrogate	%Rec	Qualifier	Acceptance Limits
1,2-Dichloroethane-d4 (Surr)	79		70 - 127
Toluene-d8 (Surr)	90		80 - 125
4-Bromofluorobenzene (Surr)	81		78 - 118
Dibromofluoromethane (Surr)	93		77 - 119

Client: Waste Management

Job Number: 280-4797-1

Client Sample ID: **MW-2AR**

Lab Sample ID: 280-4797-3

Client Matrix: WG

Date Sampled: 06/24/2010 1150

Date Received: 06/25/2010 1332

8260B Volatile Organic Compounds (GC/MS)

Method:	8260B	Analysis Batch: 280-21886	Instrument ID:	MSV_Q
Preparation:	5030B		Lab File ID:	Q6429.D
Dilution:	1.0		Initial Weight/Volume:	20 mL
Date Analyzed:	07/05/2010 2236		Final Weight/Volume:	20 mL
Date Prepared:	07/05/2010 2236			

Analyte	Result (ug/L)	Qualifier	MDL	RL
Acetone	1.9	U	1.9	10
Acrylonitrile	1.4	U	1.4	20
Benzene	0.16	U	0.16	1.0
Bromochloromethane	0.10	U	0.10	1.0
Bromodichloromethane	0.17	U	0.17	1.0
Bromoform	0.19	U	0.19	1.0
Bromomethane	0.21	U	0.21	2.0
Carbon disulfide	0.45	U	0.45	2.0
Carbon tetrachloride	0.19	U	0.19	1.0
Chlorobenzene	0.17	U	0.17	1.0
Dibromochloromethane	0.17	U	0.17	1.0
Chloroethane	0.41	U	0.41	2.0
Chloroform	0.16	U	0.16	1.0
Dibromomethane	0.17	U	0.17	1.0
1,2-Dichlorobenzene	0.15	U	0.15	1.0
1,4-Dichlorobenzene	0.16	U	0.16	1.0
trans-1,4-Dichloro-2-butene	0.80	U	0.80	3.0
1,1-Dichloroethane	0.22	U	0.22	1.0
1,2-Dichloroethane	0.13	U	0.13	1.0
cis-1,2-Dichloroethene	0.15	U	0.15	1.0
trans-1,2-Dichloroethene	0.15	U	0.15	1.0
1,1-Dichloroethene	0.23	U	0.23	1.0
1,2-Dichloropropane	0.18	U	0.18	1.0
cis-1,3-Dichloropropene	0.16	U	0.16	1.0
trans-1,3-Dichloropropene	0.19	U	0.19	3.0
Ethylbenzene	0.16	U	0.16	1.0
2-Hexanone	1.7	U	1.7	5.0
Iodomethane	0.23	U	0.23	1.0
Methylene Chloride	0.32	U	0.32	2.0
4-Methyl-2-pentanone (MIBK)	0.98	U	0.98	5.0
Styrene	0.17	U	0.17	1.0
1,1,1,2-Tetrachloroethane	0.21	U	0.21	1.0
1,1,2,2-Tetrachloroethane	0.21	U	0.21	1.0
Tetrachloroethene	0.20	U	0.20	1.0
1,1,1-Trichloroethane	0.16	U	0.16	1.0
1,1,2-Trichloroethane	0.27	U	0.27	1.0
Trichloroethene	0.16	U	0.16	1.0
Trichlorofluoromethane	0.29	U	0.29	2.0
1,2,3-Trichloropropane	0.33	U	0.33	2.5
Vinyl acetate	0.94	U	0.94	3.0
Vinyl chloride	0.40	U	0.40	1.0
Xylenes (total)	0.19	U	0.19	2.0
Chloromethane	0.30	U	0.30	2.0
2-Butanone (MEK)	2.0	U	2.0	6.0
Toluene	0.17	U	0.17	1.0

Client: Waste Management

Job Number: 280-4797-1

Client Sample ID: **MW-2AR**

Lab Sample ID: 280-4797-3

Client Matrix: WG

Date Sampled: 06/24/2010 1150

Date Received: 06/25/2010 1332

8260B Volatile Organic Compounds (GC/MS)

Method:	8260B	Analysis Batch: 280-21886	Instrument ID:	MSV_Q
Preparation:	5030B		Lab File ID:	Q6429.D
Dilution:	1.0		Initial Weight/Volume:	20 mL
Date Analyzed:	07/05/2010 2236		Final Weight/Volume:	20 mL
Date Prepared:	07/05/2010 2236			

Surrogate	%Rec	Qualifier	Acceptance Limits
1,2-Dichloroethane-d4 (Surr)	88		70 - 127
Toluene-d8 (Surr)	103		80 - 125
4-Bromofluorobenzene (Surr)	93		78 - 118
Dibromofluoromethane (Surr)	100		77 - 119

Client: Waste Management

Job Number: 280-4797-1

Client Sample ID: **MW-2B**

Lab Sample ID: 280-4797-4

Client Matrix: WG

Date Sampled: 06/24/2010 1227

Date Received: 06/25/2010 1332

8260B Volatile Organic Compounds (GC/MS)

Method:	8260B	Analysis Batch: 280-21886	Instrument ID:	MSV_Q
Preparation:	5030B		Lab File ID:	Q6430.D
Dilution:	1.0		Initial Weight/Volume:	20 mL
Date Analyzed:	07/05/2010 2259		Final Weight/Volume:	20 mL
Date Prepared:	07/05/2010 2259			

Analyte	Result (ug/L)	Qualifier	MDL	RL
Acetone	1.9	U	1.9	10
Acrylonitrile	1.4	U	1.4	20
Benzene	0.16	U	0.16	1.0
Bromochloromethane	0.10	U	0.10	1.0
Bromodichloromethane	0.17	U	0.17	1.0
Bromoform	0.19	U	0.19	1.0
Bromomethane	0.21	U	0.21	2.0
Carbon disulfide	0.45	U	0.45	2.0
Carbon tetrachloride	0.19	U	0.19	1.0
Chlorobenzene	0.17	U	0.17	1.0
Dibromochloromethane	0.17	U	0.17	1.0
Chloroethane	0.41	U	0.41	2.0
Chloroform	0.16	U	0.16	1.0
Dibromomethane	0.17	U	0.17	1.0
1,2-Dichlorobenzene	0.15	U	0.15	1.0
1,4-Dichlorobenzene	0.16	U	0.16	1.0
trans-1,4-Dichloro-2-butene	0.80	U	0.80	3.0
1,1-Dichloroethane	0.22	U	0.22	1.0
1,2-Dichloroethane	0.13	U	0.13	1.0
cis-1,2-Dichloroethene	0.15	U	0.15	1.0
trans-1,2-Dichloroethene	0.15	U	0.15	1.0
1,1-Dichloroethene	0.23	U	0.23	1.0
1,2-Dichloropropane	0.18	U	0.18	1.0
cis-1,3-Dichloropropene	0.16	U	0.16	1.0
trans-1,3-Dichloropropene	0.19	U	0.19	3.0
Ethylbenzene	0.16	U	0.16	1.0
2-Hexanone	1.7	U	1.7	5.0
Iodomethane	0.23	U	0.23	1.0
Methylene Chloride	0.32	U	0.32	2.0
4-Methyl-2-pentanone (MIBK)	0.98	U	0.98	5.0
Styrene	0.17	U	0.17	1.0
1,1,1,2-Tetrachloroethane	0.21	U	0.21	1.0
1,1,2,2-Tetrachloroethane	0.21	U	0.21	1.0
Tetrachloroethene	0.20	U	0.20	1.0
1,1,1-Trichloroethane	0.16	U	0.16	1.0
1,1,2-Trichloroethane	0.27	U	0.27	1.0
Trichloroethene	0.16	U	0.16	1.0
Trichlorofluoromethane	0.29	U	0.29	2.0
1,2,3-Trichloropropane	0.33	U	0.33	2.5
Vinyl acetate	0.94	U	0.94	3.0
Vinyl chloride	0.40	U	0.40	1.0
Xylenes (total)	0.19	U	0.19	2.0
Chloromethane	0.30	U	0.30	2.0
2-Butanone (MEK)	2.0	U	2.0	6.0
Toluene	0.17	U	0.17	1.0

Client: Waste Management

Job Number: 280-4797-1

Client Sample ID: **MW-2B**

Lab Sample ID: 280-4797-4

Client Matrix: WG

Date Sampled: 06/24/2010 1227

Date Received: 06/25/2010 1332

8260B Volatile Organic Compounds (GC/MS)

Method:	8260B	Analysis Batch: 280-21886	Instrument ID:	MSV_Q
Preparation:	5030B		Lab File ID:	Q6430.D
Dilution:	1.0		Initial Weight/Volume:	20 mL
Date Analyzed:	07/05/2010 2259		Final Weight/Volume:	20 mL
Date Prepared:	07/05/2010 2259			

Surrogate	%Rec	Qualifier	Acceptance Limits
1,2-Dichloroethane-d4 (Surr)	90		70 - 127
Toluene-d8 (Surr)	98		80 - 125
4-Bromofluorobenzene (Surr)	93		78 - 118
Dibromofluoromethane (Surr)	103		77 - 119

Client: Waste Management

Job Number: 280-4797-1

Client Sample ID: **MW-3A**

Lab Sample ID: 280-4797-5

Client Matrix: WG

Date Sampled: 06/24/2010 1145

Date Received: 06/25/2010 1332

8260B Volatile Organic Compounds (GC/MS)

Method:	8260B	Analysis Batch: 280-21886	Instrument ID:	MSV_Q
Preparation:	5030B		Lab File ID:	Q6431.D
Dilution:	1.0		Initial Weight/Volume:	20 mL
Date Analyzed:	07/05/2010 2322		Final Weight/Volume:	20 mL
Date Prepared:	07/05/2010 2322			

Analyte	Result (ug/L)	Qualifier	MDL	RL
Acetone	1.9	U	1.9	10
Acrylonitrile	1.4	U	1.4	20
Benzene	0.16	U	0.16	1.0
Bromochloromethane	0.10	U	0.10	1.0
Bromodichloromethane	0.17	U	0.17	1.0
Bromoform	0.19	U	0.19	1.0
Bromomethane	0.21	U	0.21	2.0
Carbon disulfide	0.45	U	0.45	2.0
Carbon tetrachloride	0.19	U	0.19	1.0
Chlorobenzene	0.17	U	0.17	1.0
Dibromochloromethane	0.17	U	0.17	1.0
Chloroethane	0.41	U	0.41	2.0
Chloroform	0.16	U	0.16	1.0
Dibromomethane	0.17	U	0.17	1.0
1,2-Dichlorobenzene	0.15	U	0.15	1.0
1,4-Dichlorobenzene	0.16	U	0.16	1.0
trans-1,4-Dichloro-2-butene	0.80	U	0.80	3.0
1,1-Dichloroethane	0.22	U	0.22	1.0
1,2-Dichloroethane	0.13	U	0.13	1.0
cis-1,2-Dichloroethene	0.15	U	0.15	1.0
trans-1,2-Dichloroethene	0.15	U	0.15	1.0
1,1-Dichloroethene	0.23	U	0.23	1.0
1,2-Dichloropropane	0.18	U	0.18	1.0
cis-1,3-Dichloropropene	0.16	U	0.16	1.0
trans-1,3-Dichloropropene	0.19	U	0.19	3.0
Ethylbenzene	0.16	U	0.16	1.0
2-Hexanone	1.7	U	1.7	5.0
Iodomethane	0.23	U	0.23	1.0
Methylene Chloride	0.32	U	0.32	2.0
4-Methyl-2-pentanone (MIBK)	0.98	U	0.98	5.0
Styrene	0.17	U	0.17	1.0
1,1,1,2-Tetrachloroethane	0.21	U	0.21	1.0
1,1,2,2-Tetrachloroethane	0.21	U	0.21	1.0
Tetrachloroethene	0.20	U	0.20	1.0
1,1,1-Trichloroethane	0.16	U	0.16	1.0
1,1,2-Trichloroethane	0.27	U	0.27	1.0
Trichloroethene	0.16	U	0.16	1.0
Trichlorofluoromethane	0.29	U	0.29	2.0
1,2,3-Trichloropropane	0.33	U	0.33	2.5
Vinyl acetate	0.94	U	0.94	3.0
Vinyl chloride	0.40	U	0.40	1.0
Xylenes (total)	0.19	U	0.19	2.0
Chloromethane	0.30	U	0.30	2.0
2-Butanone (MEK)	2.0	U	2.0	6.0
Toluene	0.17	U	0.17	1.0

Client: Waste Management

Job Number: 280-4797-1

Client Sample ID: **MW-3A**

Lab Sample ID: 280-4797-5

Client Matrix: WG

Date Sampled: 06/24/2010 1145

Date Received: 06/25/2010 1332

8260B Volatile Organic Compounds (GC/MS)

Method:	8260B	Analysis Batch: 280-21886	Instrument ID:	MSV_Q
Preparation:	5030B		Lab File ID:	Q6431.D
Dilution:	1.0		Initial Weight/Volume:	20 mL
Date Analyzed:	07/05/2010 2322		Final Weight/Volume:	20 mL
Date Prepared:	07/05/2010 2322			

Surrogate	%Rec	Qualifier	Acceptance Limits
1,2-Dichloroethane-d4 (Surr)	90		70 - 127
Toluene-d8 (Surr)	102		80 - 125
4-Bromofluorobenzene (Surr)	95		78 - 118
Dibromofluoromethane (Surr)	105		77 - 119

Client: Waste Management

Job Number: 280-4797-1

Client Sample ID: **MW-3B**

Lab Sample ID: 280-4797-6

Client Matrix: WG

Date Sampled: 06/24/2010 1008

Date Received: 06/25/2010 1332

8260B Volatile Organic Compounds (GC/MS)

Method:	8260B	Analysis Batch: 280-21886	Instrument ID:	MSV_Q
Preparation:	5030B		Lab File ID:	Q6432.D
Dilution:	1.0		Initial Weight/Volume:	20 mL
Date Analyzed:	07/05/2010 2345		Final Weight/Volume:	20 mL
Date Prepared:	07/05/2010 2345			

Analyte	Result (ug/L)	Qualifier	MDL	RL
Acetone	1.9	U	1.9	10
Acrylonitrile	1.4	U	1.4	20
Benzene	0.16	U	0.16	1.0
Bromochloromethane	0.10	U	0.10	1.0
Bromodichloromethane	0.17	U	0.17	1.0
Bromoform	0.19	U	0.19	1.0
Bromomethane	0.21	U	0.21	2.0
Carbon disulfide	0.45	U	0.45	2.0
Carbon tetrachloride	0.19	U	0.19	1.0
Chlorobenzene	0.17	U	0.17	1.0
Dibromochloromethane	0.17	U	0.17	1.0
Chloroethane	0.41	U	0.41	2.0
Chloroform	0.16	U	0.16	1.0
Dibromomethane	0.17	U	0.17	1.0
1,2-Dichlorobenzene	0.15	U	0.15	1.0
1,4-Dichlorobenzene	0.16	U	0.16	1.0
trans-1,4-Dichloro-2-butene	0.80	U	0.80	3.0
1,1-Dichloroethane	0.22	U	0.22	1.0
1,2-Dichloroethane	0.13	U	0.13	1.0
cis-1,2-Dichloroethene	0.15	U	0.15	1.0
trans-1,2-Dichloroethene	0.15	U	0.15	1.0
1,1-Dichloroethene	0.23	U	0.23	1.0
1,2-Dichloropropane	0.18	U	0.18	1.0
cis-1,3-Dichloropropene	0.16	U	0.16	1.0
trans-1,3-Dichloropropene	0.19	U	0.19	3.0
Ethylbenzene	0.16	U	0.16	1.0
2-Hexanone	1.7	U	1.7	5.0
Iodomethane	0.23	U	0.23	1.0
Methylene Chloride	0.32	U	0.32	2.0
4-Methyl-2-pentanone (MIBK)	0.98	U	0.98	5.0
Styrene	0.17	U	0.17	1.0
1,1,1,2-Tetrachloroethane	0.21	U	0.21	1.0
1,1,2,2-Tetrachloroethane	0.21	U	0.21	1.0
Tetrachloroethene	0.20	U	0.20	1.0
1,1,1-Trichloroethane	0.16	U	0.16	1.0
1,1,2-Trichloroethane	0.27	U	0.27	1.0
Trichloroethene	0.16	U	0.16	1.0
Trichlorofluoromethane	0.29	U	0.29	2.0
1,2,3-Trichloropropane	0.33	U	0.33	2.5
Vinyl acetate	0.94	U	0.94	3.0
Vinyl chloride	0.40	U	0.40	1.0
Xylenes (total)	0.19	U	0.19	2.0
Chloromethane	0.30	U	0.30	2.0
2-Butanone (MEK)	2.0	U	2.0	6.0
Toluene	0.17	U	0.17	1.0

Client: Waste Management

Job Number: 280-4797-1

Client Sample ID: **MW-3B**

Lab Sample ID: 280-4797-6

Client Matrix: WG

Date Sampled: 06/24/2010 1008

Date Received: 06/25/2010 1332

8260B Volatile Organic Compounds (GC/MS)

Method:	8260B	Analysis Batch: 280-21886	Instrument ID:	MSV_Q
Preparation:	5030B		Lab File ID:	Q6432.D
Dilution:	1.0		Initial Weight/Volume:	20 mL
Date Analyzed:	07/05/2010 2345		Final Weight/Volume:	20 mL
Date Prepared:	07/05/2010 2345			

Surrogate	%Rec	Qualifier	Acceptance Limits
1,2-Dichloroethane-d4 (Surr)	87		70 - 127
Toluene-d8 (Surr)	97		80 - 125
4-Bromofluorobenzene (Surr)	89		78 - 118
Dibromofluoromethane (Surr)	100		77 - 119

Client: Waste Management

Job Number: 280-4797-1

Client Sample ID: **MW-4A**

Lab Sample ID: 280-4797-7

Client Matrix: WG

Date Sampled: 06/24/2010 1014

Date Received: 06/25/2010 1332

8260B Volatile Organic Compounds (GC/MS)

Method:	8260B	Analysis Batch: 280-21886	Instrument ID:	MSV_Q
Preparation:	5030B		Lab File ID:	Q6433.D
Dilution:	1.0		Initial Weight/Volume:	20 mL
Date Analyzed:	07/06/2010 0008		Final Weight/Volume:	20 mL
Date Prepared:	07/06/2010 0008			

Analyte	Result (ug/L)	Qualifier	MDL	RL
Acetone	1.9	U	1.9	10
Acrylonitrile	1.4	U	1.4	20
Benzene	0.16	U	0.16	1.0
Bromochloromethane	0.10	U	0.10	1.0
Bromodichloromethane	0.17	U	0.17	1.0
Bromoform	0.19	U	0.19	1.0
Bromomethane	0.21	U	0.21	2.0
Carbon disulfide	0.45	U	0.45	2.0
Carbon tetrachloride	0.19	U	0.19	1.0
Chlorobenzene	0.17	U	0.17	1.0
Dibromochloromethane	0.17	U	0.17	1.0
Chloroethane	0.41	U	0.41	2.0
Chloroform	0.16	U	0.16	1.0
Dibromomethane	0.17	U	0.17	1.0
1,2-Dichlorobenzene	0.15	U	0.15	1.0
1,4-Dichlorobenzene	0.16	U	0.16	1.0
trans-1,4-Dichloro-2-butene	0.80	U	0.80	3.0
1,1-Dichloroethane	0.22	U	0.22	1.0
1,2-Dichloroethane	0.13	U	0.13	1.0
cis-1,2-Dichloroethene	0.15	U	0.15	1.0
trans-1,2-Dichloroethene	0.15	U	0.15	1.0
1,1-Dichloroethene	0.23	U	0.23	1.0
1,2-Dichloropropane	0.18	U	0.18	1.0
cis-1,3-Dichloropropene	0.16	U	0.16	1.0
trans-1,3-Dichloropropene	0.19	U	0.19	3.0
Ethylbenzene	0.16	U	0.16	1.0
2-Hexanone	1.7	U	1.7	5.0
Iodomethane	0.23	U	0.23	1.0
Methylene Chloride	0.32	U	0.32	2.0
4-Methyl-2-pentanone (MIBK)	0.98	U	0.98	5.0
Styrene	0.17	U	0.17	1.0
1,1,1,2-Tetrachloroethane	0.21	U	0.21	1.0
1,1,2,2-Tetrachloroethane	0.21	U	0.21	1.0
Tetrachloroethene	0.20	U	0.20	1.0
1,1,1-Trichloroethane	0.16	U	0.16	1.0
1,1,2-Trichloroethane	0.27	U	0.27	1.0
Trichloroethene	0.16	U	0.16	1.0
Trichlorofluoromethane	0.29	U	0.29	2.0
1,2,3-Trichloropropane	0.33	U	0.33	2.5
Vinyl acetate	0.94	U	0.94	3.0
Vinyl chloride	0.40	U	0.40	1.0
Xylenes (total)	0.19	U	0.19	2.0
Chloromethane	0.30	U	0.30	2.0
2-Butanone (MEK)	2.0	U	2.0	6.0
Toluene	0.17	U	0.17	1.0

Client: Waste Management

Job Number: 280-4797-1

Client Sample ID: **MW-4A**

Lab Sample ID: 280-4797-7

Client Matrix: WG

Date Sampled: 06/24/2010 1014

Date Received: 06/25/2010 1332

8260B Volatile Organic Compounds (GC/MS)

Method:	8260B	Analysis Batch: 280-21886	Instrument ID:	MSV_Q
Preparation:	5030B		Lab File ID:	Q6433.D
Dilution:	1.0		Initial Weight/Volume:	20 mL
Date Analyzed:	07/06/2010 0008		Final Weight/Volume:	20 mL
Date Prepared:	07/06/2010 0008			

Surrogate	%Rec	Qualifier	Acceptance Limits
1,2-Dichloroethane-d4 (Surr)	89		70 - 127
Toluene-d8 (Surr)	95		80 - 125
4-Bromofluorobenzene (Surr)	89		78 - 118
Dibromofluoromethane (Surr)	100		77 - 119

Client: Waste Management

Job Number: 280-4797-1

Client Sample ID: **MW-4B**

Lab Sample ID: 280-4797-8

Client Matrix: WG

Date Sampled: 06/24/2010 0942

Date Received: 06/25/2010 1332

8260B Volatile Organic Compounds (GC/MS)

Method:	8260B	Analysis Batch: 280-21886	Instrument ID:	MSV_Q
Preparation:	5030B		Lab File ID:	Q6434.D
Dilution:	1.0		Initial Weight/Volume:	20 mL
Date Analyzed:	07/06/2010 0031		Final Weight/Volume:	20 mL
Date Prepared:	07/06/2010 0031			

Analyte	Result (ug/L)	Qualifier	MDL	RL
Acetone	1.9	U	1.9	10
Acrylonitrile	1.4	U	1.4	20
Benzene	0.16	U	0.16	1.0
Bromochloromethane	0.10	U	0.10	1.0
Bromodichloromethane	0.17	U	0.17	1.0
Bromoform	0.19	U	0.19	1.0
Bromomethane	0.21	U	0.21	2.0
Carbon disulfide	0.45	U	0.45	2.0
Carbon tetrachloride	0.19	U	0.19	1.0
Chlorobenzene	0.17	U	0.17	1.0
Dibromochloromethane	0.17	U	0.17	1.0
Chloroethane	0.41	U	0.41	2.0
Chloroform	0.16	U	0.16	1.0
Dibromomethane	0.17	U	0.17	1.0
1,2-Dichlorobenzene	0.15	U	0.15	1.0
1,4-Dichlorobenzene	0.16	U	0.16	1.0
trans-1,4-Dichloro-2-butene	0.80	U	0.80	3.0
1,1-Dichloroethane	0.22	U	0.22	1.0
1,2-Dichloroethane	0.13	U	0.13	1.0
cis-1,2-Dichloroethene	0.15	U	0.15	1.0
trans-1,2-Dichloroethene	0.15	U	0.15	1.0
1,1-Dichloroethene	0.23	U	0.23	1.0
1,2-Dichloropropane	0.18	U	0.18	1.0
cis-1,3-Dichloropropene	0.16	U	0.16	1.0
trans-1,3-Dichloropropene	0.19	U	0.19	3.0
Ethylbenzene	0.16	U	0.16	1.0
2-Hexanone	1.7	U	1.7	5.0
Iodomethane	0.23	U	0.23	1.0
Methylene Chloride	0.32	U	0.32	2.0
4-Methyl-2-pentanone (MIBK)	0.98	U	0.98	5.0
Styrene	0.17	U	0.17	1.0
1,1,1,2-Tetrachloroethane	0.21	U	0.21	1.0
1,1,2,2-Tetrachloroethane	0.21	U	0.21	1.0
Tetrachloroethene	0.20	U	0.20	1.0
1,1,1-Trichloroethane	0.16	U	0.16	1.0
1,1,2-Trichloroethane	0.27	U	0.27	1.0
Trichloroethene	0.16	U	0.16	1.0
Trichlorofluoromethane	0.29	U	0.29	2.0
1,2,3-Trichloropropane	0.33	U	0.33	2.5
Vinyl acetate	0.94	U	0.94	3.0
Vinyl chloride	0.40	U	0.40	1.0
Xylenes (total)	0.19	U	0.19	2.0
Chloromethane	0.30	U	0.30	2.0
2-Butanone (MEK)	2.0	U	2.0	6.0
Toluene	0.17	U	0.17	1.0

Client: Waste Management

Job Number: 280-4797-1

Client Sample ID: **MW-4B**

Lab Sample ID: 280-4797-8

Client Matrix: WG

Date Sampled: 06/24/2010 0942

Date Received: 06/25/2010 1332

8260B Volatile Organic Compounds (GC/MS)

Method:	8260B	Analysis Batch: 280-21886	Instrument ID:	MSV_Q
Preparation:	5030B		Lab File ID:	Q6434.D
Dilution:	1.0		Initial Weight/Volume:	20 mL
Date Analyzed:	07/06/2010 0031		Final Weight/Volume:	20 mL
Date Prepared:	07/06/2010 0031			

Surrogate	%Rec	Qualifier	Acceptance Limits
1,2-Dichloroethane-d4 (Surr)	86		70 - 127
Toluene-d8 (Surr)	96		80 - 125
4-Bromofluorobenzene (Surr)	83		78 - 118
Dibromofluoromethane (Surr)	98		77 - 119

Client: Waste Management

Job Number: 280-4797-1

Client Sample ID: **MW-5A**

Lab Sample ID: 280-4797-9

Client Matrix: WG

Date Sampled: 06/24/2010 0939

Date Received: 06/25/2010 1332

8260B Volatile Organic Compounds (GC/MS)

Method:	8260B	Analysis Batch: 280-21886	Instrument ID:	MSV_Q
Preparation:	5030B		Lab File ID:	Q6435.D
Dilution:	1.0		Initial Weight/Volume:	20 mL
Date Analyzed:	07/06/2010 0054		Final Weight/Volume:	20 mL
Date Prepared:	07/06/2010 0054			

Analyte	Result (ug/L)	Qualifier	MDL	RL
Acetone	1.9	U	1.9	10
Acrylonitrile	1.4	U	1.4	20
Benzene	0.16	U	0.16	1.0
Bromochloromethane	0.10	U	0.10	1.0
Bromodichloromethane	0.17	U	0.17	1.0
Bromoform	0.19	U	0.19	1.0
Bromomethane	0.21	U	0.21	2.0
Carbon disulfide	0.45	U	0.45	2.0
Carbon tetrachloride	0.19	U	0.19	1.0
Chlorobenzene	0.17	U	0.17	1.0
Dibromochloromethane	0.17	U	0.17	1.0
Chloroethane	0.41	U	0.41	2.0
Chloroform	0.16	U	0.16	1.0
Dibromomethane	0.17	U	0.17	1.0
1,2-Dichlorobenzene	0.15	U	0.15	1.0
1,4-Dichlorobenzene	0.16	U	0.16	1.0
trans-1,4-Dichloro-2-butene	0.80	U	0.80	3.0
1,1-Dichloroethane	0.22	U	0.22	1.0
1,2-Dichloroethane	0.13	U	0.13	1.0
cis-1,2-Dichloroethene	0.15	U	0.15	1.0
trans-1,2-Dichloroethene	0.15	U	0.15	1.0
1,1-Dichloroethene	0.23	U	0.23	1.0
1,2-Dichloropropane	0.18	U	0.18	1.0
cis-1,3-Dichloropropene	0.16	U	0.16	1.0
trans-1,3-Dichloropropene	0.19	U	0.19	3.0
Ethylbenzene	0.16	U	0.16	1.0
2-Hexanone	1.7	U	1.7	5.0
Iodomethane	0.23	U	0.23	1.0
Methylene Chloride	0.32	U	0.32	2.0
4-Methyl-2-pentanone (MIBK)	0.98	U	0.98	5.0
Styrene	0.17	U	0.17	1.0
1,1,1,2-Tetrachloroethane	0.21	U	0.21	1.0
1,1,2,2-Tetrachloroethane	0.21	U	0.21	1.0
Tetrachloroethene	0.20	U	0.20	1.0
1,1,1-Trichloroethane	0.16	U	0.16	1.0
1,1,2-Trichloroethane	0.27	U	0.27	1.0
Trichloroethene	0.16	U	0.16	1.0
Trichlorofluoromethane	0.29	U	0.29	2.0
1,2,3-Trichloropropane	0.33	U	0.33	2.5
Vinyl acetate	0.94	U	0.94	3.0
Vinyl chloride	0.40	U	0.40	1.0
Xylenes (total)	0.19	U	0.19	2.0
Chloromethane	0.30	U	0.30	2.0
2-Butanone (MEK)	2.0	U	2.0	6.0
Toluene	0.17	U	0.17	1.0

Client: Waste Management

Job Number: 280-4797-1

Client Sample ID: **MW-5A**

Lab Sample ID: 280-4797-9

Client Matrix: WG

Date Sampled: 06/24/2010 0939

Date Received: 06/25/2010 1332

8260B Volatile Organic Compounds (GC/MS)

Method:	8260B	Analysis Batch: 280-21886	Instrument ID:	MSV_Q
Preparation:	5030B		Lab File ID:	Q6435.D
Dilution:	1.0		Initial Weight/Volume:	20 mL
Date Analyzed:	07/06/2010 0054		Final Weight/Volume:	20 mL
Date Prepared:	07/06/2010 0054			

Surrogate	%Rec	Qualifier	Acceptance Limits
1,2-Dichloroethane-d4 (Surr)	91		70 - 127
Toluene-d8 (Surr)	99		80 - 125
4-Bromofluorobenzene (Surr)	89		78 - 118
Dibromofluoromethane (Surr)	104		77 - 119

Client: Waste Management

Job Number: 280-4797-1

Client Sample ID: **MW-5B**

Lab Sample ID: 280-4797-10

Client Matrix: WG

Date Sampled: 06/24/2010 0848

Date Received: 06/25/2010 1332

8260B Volatile Organic Compounds (GC/MS)

Method:	8260B	Analysis Batch: 280-21886	Instrument ID:	MSV_Q
Preparation:	5030B		Lab File ID:	Q6436.D
Dilution:	1.0		Initial Weight/Volume:	20 mL
Date Analyzed:	07/06/2010 0117		Final Weight/Volume:	20 mL
Date Prepared:	07/06/2010 0117			

Analyte	Result (ug/L)	Qualifier	MDL	RL
Acetone	1.9	U	1.9	10
Acrylonitrile	1.4	U	1.4	20
Benzene	0.16	U	0.16	1.0
Bromochloromethane	0.10	U	0.10	1.0
Bromodichloromethane	0.17	U	0.17	1.0
Bromoform	0.19	U	0.19	1.0
Bromomethane	0.21	U	0.21	2.0
Carbon disulfide	0.45	U	0.45	2.0
Carbon tetrachloride	0.19	U	0.19	1.0
Chlorobenzene	0.17	U	0.17	1.0
Dibromochloromethane	0.17	U	0.17	1.0
Chloroethane	0.41	U	0.41	2.0
Chloroform	0.16	U	0.16	1.0
Dibromomethane	0.17	U	0.17	1.0
1,2-Dichlorobenzene	0.15	U	0.15	1.0
1,4-Dichlorobenzene	0.16	U	0.16	1.0
trans-1,4-Dichloro-2-butene	0.80	U	0.80	3.0
1,1-Dichloroethane	0.22	U	0.22	1.0
1,2-Dichloroethane	0.13	U	0.13	1.0
cis-1,2-Dichloroethene	0.15	U	0.15	1.0
trans-1,2-Dichloroethene	0.15	U	0.15	1.0
1,1-Dichloroethene	0.23	U	0.23	1.0
1,2-Dichloropropane	0.18	U	0.18	1.0
cis-1,3-Dichloropropene	0.16	U	0.16	1.0
trans-1,3-Dichloropropene	0.19	U	0.19	3.0
Ethylbenzene	0.16	U	0.16	1.0
2-Hexanone	1.7	U	1.7	5.0
Iodomethane	0.23	U	0.23	1.0
Methylene Chloride	0.32	U	0.32	2.0
4-Methyl-2-pentanone (MIBK)	0.98	U	0.98	5.0
Styrene	0.17	U	0.17	1.0
1,1,1,2-Tetrachloroethane	0.21	U	0.21	1.0
1,1,2,2-Tetrachloroethane	0.21	U	0.21	1.0
Tetrachloroethene	0.20	U	0.20	1.0
1,1,1-Trichloroethane	0.16	U	0.16	1.0
1,1,2-Trichloroethane	0.27	U	0.27	1.0
Trichloroethene	0.16	U	0.16	1.0
Trichlorofluoromethane	0.29	U	0.29	2.0
1,2,3-Trichloropropane	0.33	U	0.33	2.5
Vinyl acetate	0.94	U	0.94	3.0
Vinyl chloride	0.40	U	0.40	1.0
Xylenes (total)	0.19	U	0.19	2.0
Chloromethane	0.30	U	0.30	2.0
2-Butanone (MEK)	2.0	U	2.0	6.0
Toluene	0.17	U	0.17	1.0

Client: Waste Management

Job Number: 280-4797-1

Client Sample ID: **MW-5B**

Lab Sample ID: 280-4797-10

Client Matrix: WG

Date Sampled: 06/24/2010 0848

Date Received: 06/25/2010 1332

8260B Volatile Organic Compounds (GC/MS)

Method:	8260B	Analysis Batch: 280-21886	Instrument ID:	MSV_Q
Preparation:	5030B		Lab File ID:	Q6436.D
Dilution:	1.0		Initial Weight/Volume:	20 mL
Date Analyzed:	07/06/2010 0117		Final Weight/Volume:	20 mL
Date Prepared:	07/06/2010 0117			

Surrogate	%Rec	Qualifier	Acceptance Limits
1,2-Dichloroethane-d4 (Surr)	83		70 - 127
Toluene-d8 (Surr)	94		80 - 125
4-Bromofluorobenzene (Surr)	88		78 - 118
Dibromofluoromethane (Surr)	96		77 - 119

Client: Waste Management

Job Number: 280-4797-1

Client Sample ID: **MW-6AR**

Lab Sample ID: 280-4797-11

Client Matrix: WG

Date Sampled: 06/24/2010 1340

Date Received: 06/25/2010 1332

8260B Volatile Organic Compounds (GC/MS)

Method:	8260B	Analysis Batch: 280-21886	Instrument ID:	MSV_Q
Preparation:	5030B		Lab File ID:	Q6437.D
Dilution:	1.0		Initial Weight/Volume:	20 mL
Date Analyzed:	07/06/2010 0140		Final Weight/Volume:	20 mL
Date Prepared:	07/06/2010 0140			

Analyte	Result (ug/L)	Qualifier	MDL	RL
Acetone	1.9	U	1.9	10
Acrylonitrile	1.4	U	1.4	20
Benzene	0.16	U	0.16	1.0
Bromochloromethane	0.10	U	0.10	1.0
Bromodichloromethane	0.17	U	0.17	1.0
Bromoform	0.19	U	0.19	1.0
Bromomethane	0.21	U	0.21	2.0
Carbon disulfide	0.45	U	0.45	2.0
Carbon tetrachloride	0.19	U	0.19	1.0
Chlorobenzene	0.17	U	0.17	1.0
Dibromochloromethane	0.17	U	0.17	1.0
Chloroethane	0.41	U	0.41	2.0
Chloroform	0.16	U	0.16	1.0
Dibromomethane	0.17	U	0.17	1.0
1,2-Dichlorobenzene	0.15	U	0.15	1.0
1,4-Dichlorobenzene	0.16	U	0.16	1.0
trans-1,4-Dichloro-2-butene	0.80	U	0.80	3.0
1,1-Dichloroethane	0.22	U	0.22	1.0
1,2-Dichloroethane	0.13	U	0.13	1.0
cis-1,2-Dichloroethene	0.15	U	0.15	1.0
trans-1,2-Dichloroethene	0.15	U	0.15	1.0
1,1-Dichloroethene	0.23	U	0.23	1.0
1,2-Dichloropropane	0.18	U	0.18	1.0
cis-1,3-Dichloropropene	0.16	U	0.16	1.0
trans-1,3-Dichloropropene	0.19	U	0.19	3.0
Ethylbenzene	0.16	U	0.16	1.0
2-Hexanone	1.7	U	1.7	5.0
Iodomethane	0.23	U	0.23	1.0
Methylene Chloride	0.32	U	0.32	2.0
4-Methyl-2-pentanone (MIBK)	0.98	U	0.98	5.0
Styrene	0.17	U	0.17	1.0
1,1,1,2-Tetrachloroethane	0.21	U	0.21	1.0
1,1,2,2-Tetrachloroethane	0.21	U	0.21	1.0
Tetrachloroethene	0.20	U	0.20	1.0
1,1,1-Trichloroethane	0.16	U	0.16	1.0
1,1,2-Trichloroethane	0.27	U	0.27	1.0
Trichloroethene	0.16	U	0.16	1.0
Trichlorofluoromethane	0.29	U	0.29	2.0
1,2,3-Trichloropropane	0.33	U	0.33	2.5
Vinyl acetate	0.94	U	0.94	3.0
Vinyl chloride	0.40	U	0.40	1.0
Xylenes (total)	0.19	U	0.19	2.0
Chloromethane	0.30	U	0.30	2.0
2-Butanone (MEK)	2.0	U	2.0	6.0
Toluene	0.17	U	0.17	1.0

Client: Waste Management

Job Number: 280-4797-1

Client Sample ID: **MW-6AR**

Lab Sample ID: 280-4797-11

Client Matrix: WG

Date Sampled: 06/24/2010 1340

Date Received: 06/25/2010 1332

8260B Volatile Organic Compounds (GC/MS)

Method:	8260B	Analysis Batch: 280-21886	Instrument ID:	MSV_Q
Preparation:	5030B		Lab File ID:	Q6437.D
Dilution:	1.0		Initial Weight/Volume:	20 mL
Date Analyzed:	07/06/2010 0140		Final Weight/Volume:	20 mL
Date Prepared:	07/06/2010 0140			

Surrogate	%Rec	Qualifier	Acceptance Limits
1,2-Dichloroethane-d4 (Surr)	94		70 - 127
Toluene-d8 (Surr)	99		80 - 125
4-Bromofluorobenzene (Surr)	90		78 - 118
Dibromofluoromethane (Surr)	109		77 - 119

Client: Waste Management

Job Number: 280-4797-1

Client Sample ID: **MW-6BR**

Lab Sample ID: 280-4797-12

Client Matrix: WG

Date Sampled: 06/24/2010 1306

Date Received: 06/25/2010 1332

8260B Volatile Organic Compounds (GC/MS)

Method:	8260B	Analysis Batch: 280-21886	Instrument ID:	MSV_Q
Preparation:	5030B		Lab File ID:	Q6438.D
Dilution:	1.0		Initial Weight/Volume:	20 mL
Date Analyzed:	07/06/2010 0202		Final Weight/Volume:	20 mL
Date Prepared:	07/06/2010 0202			

Analyte	Result (ug/L)	Qualifier	MDL	RL
Acetone	1.9	U	1.9	10
Acrylonitrile	1.4	U	1.4	20
Benzene	0.16	U	0.16	1.0
Bromochloromethane	0.10	U	0.10	1.0
Bromodichloromethane	0.17	U	0.17	1.0
Bromoform	0.19	U	0.19	1.0
Bromomethane	0.21	U	0.21	2.0
Carbon disulfide	0.45	U	0.45	2.0
Carbon tetrachloride	0.19	U	0.19	1.0
Chlorobenzene	0.17	U	0.17	1.0
Dibromochloromethane	0.17	U	0.17	1.0
Chloroethane	0.41	U	0.41	2.0
Chloroform	0.46	I	0.16	1.0
Dibromomethane	0.17	U	0.17	1.0
1,2-Dichlorobenzene	0.15	U	0.15	1.0
1,4-Dichlorobenzene	0.16	U	0.16	1.0
trans-1,4-Dichloro-2-butene	0.80	U	0.80	3.0
1,1-Dichloroethane	0.22	U	0.22	1.0
1,2-Dichloroethane	0.13	U	0.13	1.0
cis-1,2-Dichloroethene	0.15	U	0.15	1.0
trans-1,2-Dichloroethene	0.15	U	0.15	1.0
1,1-Dichloroethene	0.23	U	0.23	1.0
1,2-Dichloropropane	0.18	U	0.18	1.0
cis-1,3-Dichloropropene	0.16	U	0.16	1.0
trans-1,3-Dichloropropene	0.19	U	0.19	3.0
Ethylbenzene	0.16	U	0.16	1.0
2-Hexanone	1.7	U	1.7	5.0
Iodomethane	0.23	U	0.23	1.0
Methylene Chloride	0.32	U	0.32	2.0
4-Methyl-2-pentanone (MIBK)	0.98	U	0.98	5.0
Styrene	0.17	U	0.17	1.0
1,1,1,2-Tetrachloroethane	0.21	U	0.21	1.0
1,1,2,2-Tetrachloroethane	0.21	U	0.21	1.0
Tetrachloroethene	0.20	U	0.20	1.0
1,1,1-Trichloroethane	0.16	U	0.16	1.0
1,1,2-Trichloroethane	0.27	U	0.27	1.0
Trichloroethene	0.16	U	0.16	1.0
Trichlorofluoromethane	0.29	U	0.29	2.0
1,2,3-Trichloropropane	0.33	U	0.33	2.5
Vinyl acetate	0.94	U	0.94	3.0
Vinyl chloride	0.40	U	0.40	1.0
Xylenes (total)	0.19	U	0.19	2.0
Chloromethane	0.30	U	0.30	2.0
2-Butanone (MEK)	2.0	U	2.0	6.0
Toluene	0.17	U	0.17	1.0

Client: Waste Management

Job Number: 280-4797-1

Client Sample ID: **MW-6BR**

Lab Sample ID: 280-4797-12

Client Matrix: WG

Date Sampled: 06/24/2010 1306

Date Received: 06/25/2010 1332

8260B Volatile Organic Compounds (GC/MS)

Method:	8260B	Analysis Batch: 280-21886	Instrument ID:	MSV_Q
Preparation:	5030B		Lab File ID:	Q6438.D
Dilution:	1.0		Initial Weight/Volume:	20 mL
Date Analyzed:	07/06/2010 0202		Final Weight/Volume:	20 mL
Date Prepared:	07/06/2010 0202			

Surrogate	%Rec	Qualifier	Acceptance Limits
1,2-Dichloroethane-d4 (Surr)	95		70 - 127
Toluene-d8 (Surr)	99		80 - 125
4-Bromofluorobenzene (Surr)	96		78 - 118
Dibromofluoromethane (Surr)	108		77 - 119

Client: Waste Management

Job Number: 280-4797-1

Client Sample ID: **MW-7A**

Lab Sample ID: 280-4797-13

Client Matrix: WG

Date Sampled: 06/24/2010 0824

Date Received: 06/25/2010 1332

8260B Volatile Organic Compounds (GC/MS)

Method:	8260B	Analysis Batch: 280-21886	Instrument ID:	MSV_Q
Preparation:	5030B		Lab File ID:	Q6439.D
Dilution:	1.0		Initial Weight/Volume:	20 mL
Date Analyzed:	07/06/2010 0225		Final Weight/Volume:	20 mL
Date Prepared:	07/06/2010 0225			

Analyte	Result (ug/L)	Qualifier	MDL	RL
Acetone	1.9	U	1.9	10
Acrylonitrile	1.4	U	1.4	20
Benzene	0.16	U	0.16	1.0
Bromochloromethane	0.10	U	0.10	1.0
Bromodichloromethane	0.17	U	0.17	1.0
Bromoform	0.19	U	0.19	1.0
Bromomethane	0.21	U	0.21	2.0
Carbon disulfide	0.45	U	0.45	2.0
Carbon tetrachloride	0.19	U	0.19	1.0
Chlorobenzene	0.17	U	0.17	1.0
Dibromochloromethane	0.17	U	0.17	1.0
Chloroethane	0.41	U	0.41	2.0
Chloroform	0.16	U	0.16	1.0
Dibromomethane	0.17	U	0.17	1.0
1,2-Dichlorobenzene	0.15	U	0.15	1.0
1,4-Dichlorobenzene	0.16	U	0.16	1.0
trans-1,4-Dichloro-2-butene	0.80	U	0.80	3.0
1,1-Dichloroethane	0.22	U	0.22	1.0
1,2-Dichloroethane	0.13	U	0.13	1.0
cis-1,2-Dichloroethene	0.15	U	0.15	1.0
trans-1,2-Dichloroethene	0.15	U	0.15	1.0
1,1-Dichloroethene	0.23	U	0.23	1.0
1,2-Dichloropropane	0.18	U	0.18	1.0
cis-1,3-Dichloropropene	0.16	U	0.16	1.0
trans-1,3-Dichloropropene	0.19	U	0.19	3.0
Ethylbenzene	0.16	U	0.16	1.0
2-Hexanone	1.7	U	1.7	5.0
Iodomethane	0.23	U	0.23	1.0
Methylene Chloride	0.32	U	0.32	2.0
4-Methyl-2-pentanone (MIBK)	0.98	U	0.98	5.0
Styrene	0.17	U	0.17	1.0
1,1,1,2-Tetrachloroethane	0.21	U	0.21	1.0
1,1,2,2-Tetrachloroethane	0.21	U	0.21	1.0
Tetrachloroethene	0.20	U	0.20	1.0
1,1,1-Trichloroethane	0.16	U	0.16	1.0
1,1,2-Trichloroethane	0.27	U	0.27	1.0
Trichloroethene	0.16	U	0.16	1.0
Trichlorofluoromethane	0.29	U	0.29	2.0
1,2,3-Trichloropropane	0.33	U	0.33	2.5
Vinyl acetate	0.94	U	0.94	3.0
Vinyl chloride	0.40	U	0.40	1.0
Xylenes (total)	0.19	U	0.19	2.0
Chloromethane	0.30	U	0.30	2.0
2-Butanone (MEK)	2.0	U	2.0	6.0
Toluene	0.17	U	0.17	1.0

Client: Waste Management

Job Number: 280-4797-1

Client Sample ID: **MW-7A**

Lab Sample ID: 280-4797-13

Client Matrix: WG

Date Sampled: 06/24/2010 0824

Date Received: 06/25/2010 1332

8260B Volatile Organic Compounds (GC/MS)

Method:	8260B	Analysis Batch: 280-21886	Instrument ID:	MSV_Q
Preparation:	5030B		Lab File ID:	Q6439.D
Dilution:	1.0		Initial Weight/Volume:	20 mL
Date Analyzed:	07/06/2010 0225		Final Weight/Volume:	20 mL
Date Prepared:	07/06/2010 0225			

Surrogate	%Rec	Qualifier	Acceptance Limits
1,2-Dichloroethane-d4 (Surr)	87		70 - 127
Toluene-d8 (Surr)	91		80 - 125
4-Bromofluorobenzene (Surr)	84		78 - 118
Dibromofluoromethane (Surr)	101		77 - 119

Client: Waste Management

Job Number: 280-4797-1

Client Sample ID: **MW-7B**

Lab Sample ID: 280-4797-14

Client Matrix: WG

Date Sampled: 06/24/2010 0859

Date Received: 06/25/2010 1332

8260B Volatile Organic Compounds (GC/MS)

Method:	8260B	Analysis Batch: 280-21886	Instrument ID:	MSV_Q
Preparation:	5030B		Lab File ID:	Q6440.D
Dilution:	1.0		Initial Weight/Volume:	20 mL
Date Analyzed:	07/06/2010 0248		Final Weight/Volume:	20 mL
Date Prepared:	07/06/2010 0248			

Analyte	Result (ug/L)	Qualifier	MDL	RL
Acetone	1.9	U	1.9	10
Acrylonitrile	1.4	U	1.4	20
Benzene	0.16	U	0.16	1.0
Bromochloromethane	0.10	U	0.10	1.0
Bromodichloromethane	0.17	U	0.17	1.0
Bromoform	0.19	U	0.19	1.0
Bromomethane	0.21	U	0.21	2.0
Carbon disulfide	0.45	U	0.45	2.0
Carbon tetrachloride	0.19	U	0.19	1.0
Chlorobenzene	0.17	U	0.17	1.0
Dibromochloromethane	0.17	U	0.17	1.0
Chloroethane	0.41	U	0.41	2.0
Chloroform	0.16	U	0.16	1.0
Dibromomethane	0.17	U	0.17	1.0
1,2-Dichlorobenzene	0.15	U	0.15	1.0
1,4-Dichlorobenzene	0.16	U	0.16	1.0
trans-1,4-Dichloro-2-butene	0.80	U	0.80	3.0
1,1-Dichloroethane	0.22	U	0.22	1.0
1,2-Dichloroethane	0.13	U	0.13	1.0
cis-1,2-Dichloroethene	0.15	U	0.15	1.0
trans-1,2-Dichloroethene	0.15	U	0.15	1.0
1,1-Dichloroethene	0.23	U	0.23	1.0
1,2-Dichloropropane	0.18	U	0.18	1.0
cis-1,3-Dichloropropene	0.16	U	0.16	1.0
trans-1,3-Dichloropropene	0.19	U	0.19	3.0
Ethylbenzene	0.16	U	0.16	1.0
2-Hexanone	1.7	U	1.7	5.0
Iodomethane	0.23	U	0.23	1.0
Methylene Chloride	0.32	U	0.32	2.0
4-Methyl-2-pentanone (MIBK)	0.98	U	0.98	5.0
Styrene	0.17	U	0.17	1.0
1,1,1,2-Tetrachloroethane	0.21	U	0.21	1.0
1,1,2,2-Tetrachloroethane	0.21	U	0.21	1.0
Tetrachloroethene	0.20	U	0.20	1.0
1,1,1-Trichloroethane	0.16	U	0.16	1.0
1,1,2-Trichloroethane	0.27	U	0.27	1.0
Trichloroethene	0.16	U	0.16	1.0
Trichlorofluoromethane	0.29	U	0.29	2.0
1,2,3-Trichloropropane	0.33	U	0.33	2.5
Vinyl acetate	0.94	U	0.94	3.0
Vinyl chloride	0.40	U	0.40	1.0
Xylenes (total)	0.19	U	0.19	2.0
Chloromethane	0.30	U	0.30	2.0
2-Butanone (MEK)	2.0	U	2.0	6.0
Toluene	0.17	U	0.17	1.0

Client: Waste Management

Job Number: 280-4797-1

Client Sample ID: **MW-7B**

Lab Sample ID: 280-4797-14

Client Matrix: WG

Date Sampled: 06/24/2010 0859

Date Received: 06/25/2010 1332

8260B Volatile Organic Compounds (GC/MS)

Method:	8260B	Analysis Batch: 280-21886	Instrument ID:	MSV_Q
Preparation:	5030B		Lab File ID:	Q6440.D
Dilution:	1.0		Initial Weight/Volume:	20 mL
Date Analyzed:	07/06/2010 0248		Final Weight/Volume:	20 mL
Date Prepared:	07/06/2010 0248			

Surrogate	%Rec	Qualifier	Acceptance Limits
1,2-Dichloroethane-d4 (Surr)	96		70 - 127
Toluene-d8 (Surr)	99		80 - 125
4-Bromofluorobenzene (Surr)	102		78 - 118
Dibromofluoromethane (Surr)	112		77 - 119

Client: Waste Management

Job Number: 280-4797-1

Client Sample ID: **MW-8R**

Lab Sample ID: 280-4797-15

Client Matrix: WG

Date Sampled: 06/24/2010 0630

Date Received: 06/25/2010 1332

8260B Volatile Organic Compounds (GC/MS)

Method:	8260B	Analysis Batch: 280-21886	Instrument ID:	MSV_Q
Preparation:	5030B		Lab File ID:	Q6441.D
Dilution:	1.0		Initial Weight/Volume:	20 mL
Date Analyzed:	07/06/2010 0311		Final Weight/Volume:	20 mL
Date Prepared:	07/06/2010 0311			

Analyte	Result (ug/L)	Qualifier	MDL	RL
Acetone	1.9	U	1.9	10
Acrylonitrile	1.4	U	1.4	20
Benzene	0.16	U	0.16	1.0
Bromochloromethane	0.10	U	0.10	1.0
Bromodichloromethane	0.17	U	0.17	1.0
Bromoform	0.19	U	0.19	1.0
Bromomethane	0.21	U	0.21	2.0
Carbon disulfide	0.45	U	0.45	2.0
Carbon tetrachloride	0.19	U	0.19	1.0
Chlorobenzene	0.17	U	0.17	1.0
Dibromochloromethane	0.17	U	0.17	1.0
Chloroethane	0.41	U	0.41	2.0
Chloroform	0.16	U	0.16	1.0
Dibromomethane	0.17	U	0.17	1.0
1,2-Dichlorobenzene	0.15	U	0.15	1.0
1,4-Dichlorobenzene	0.16	U	0.16	1.0
trans-1,4-Dichloro-2-butene	0.80	U	0.80	3.0
1,1-Dichloroethane	0.22	U	0.22	1.0
1,2-Dichloroethane	0.13	U	0.13	1.0
cis-1,2-Dichloroethene	0.15	U	0.15	1.0
trans-1,2-Dichloroethene	0.15	U	0.15	1.0
1,1-Dichloroethene	0.23	U	0.23	1.0
1,2-Dichloropropane	0.18	U	0.18	1.0
cis-1,3-Dichloropropene	0.16	U	0.16	1.0
trans-1,3-Dichloropropene	0.19	U	0.19	3.0
Ethylbenzene	0.16	U	0.16	1.0
2-Hexanone	1.7	U	1.7	5.0
Iodomethane	0.23	U	0.23	1.0
Methylene Chloride	0.32	U	0.32	2.0
4-Methyl-2-pentanone (MIBK)	0.98	U	0.98	5.0
Styrene	0.17	U	0.17	1.0
1,1,1,2-Tetrachloroethane	0.21	U	0.21	1.0
1,1,2,2-Tetrachloroethane	0.21	U	0.21	1.0
Tetrachloroethene	0.20	U	0.20	1.0
1,1,1-Trichloroethane	0.16	U	0.16	1.0
1,1,2-Trichloroethane	0.27	U	0.27	1.0
Trichloroethene	0.16	U	0.16	1.0
Trichlorofluoromethane	0.29	U	0.29	2.0
1,2,3-Trichloropropane	0.33	U	0.33	2.5
Vinyl acetate	0.94	U	0.94	3.0
Vinyl chloride	0.40	U	0.40	1.0
Xylenes (total)	0.19	U	0.19	2.0
Chloromethane	0.30	U	0.30	2.0
2-Butanone (MEK)	2.0	U	2.0	6.0
Toluene	0.17	U	0.17	1.0

Client: Waste Management

Job Number: 280-4797-1

Client Sample ID: **MW-8R**

Lab Sample ID: 280-4797-15

Client Matrix: WG

Date Sampled: 06/24/2010 0630

Date Received: 06/25/2010 1332

8260B Volatile Organic Compounds (GC/MS)

Method:	8260B	Analysis Batch: 280-21886	Instrument ID:	MSV_Q
Preparation:	5030B		Lab File ID:	Q6441.D
Dilution:	1.0		Initial Weight/Volume:	20 mL
Date Analyzed:	07/06/2010 0311		Final Weight/Volume:	20 mL
Date Prepared:	07/06/2010 0311			

Surrogate	%Rec	Qualifier	Acceptance Limits
1,2-Dichloroethane-d4 (Surr)	98		70 - 127
Toluene-d8 (Surr)	103		80 - 125
4-Bromofluorobenzene (Surr)	88		78 - 118
Dibromofluoromethane (Surr)	113		77 - 119

Client: Waste Management

Job Number: 280-4797-1

Client Sample ID: **MW-FL1**

Lab Sample ID: 280-4797-16

Client Matrix: WG

Date Sampled: 06/24/2010 1031

Date Received: 06/25/2010 1332

8260B Volatile Organic Compounds (GC/MS)

Method:	8260B	Analysis Batch: 280-21886	Instrument ID:	MSV_Q
Preparation:	5030B		Lab File ID:	Q6442.D
Dilution:	1.0		Initial Weight/Volume:	20 mL
Date Analyzed:	07/06/2010 0334		Final Weight/Volume:	20 mL
Date Prepared:	07/06/2010 0334			

Analyte	Result (ug/L)	Qualifier	MDL	RL
Acetone	2.8	I	1.9	10
Acrylonitrile	1.4	U	1.4	20
Benzene	0.16	U	0.16	1.0
Bromochloromethane	0.10	U	0.10	1.0
Bromodichloromethane	0.17	U	0.17	1.0
Bromoform	0.19	U	0.19	1.0
Bromomethane	0.21	U	0.21	2.0
Carbon disulfide	0.45	U	0.45	2.0
Carbon tetrachloride	0.19	U	0.19	1.0
Chlorobenzene	0.17	U	0.17	1.0
Dibromochloromethane	0.17	U	0.17	1.0
Chloroethane	0.41	U	0.41	2.0
Chloroform	0.16	U	0.16	1.0
Dibromomethane	0.17	U	0.17	1.0
1,2-Dichlorobenzene	0.15	U	0.15	1.0
1,4-Dichlorobenzene	0.16	U	0.16	1.0
trans-1,4-Dichloro-2-butene	0.80	U	0.80	3.0
1,1-Dichloroethane	0.22	U	0.22	1.0
1,2-Dichloroethane	0.13	U	0.13	1.0
cis-1,2-Dichloroethene	0.15	U	0.15	1.0
trans-1,2-Dichloroethene	0.15	U	0.15	1.0
1,1-Dichloroethene	0.23	U	0.23	1.0
1,2-Dichloropropane	0.18	U	0.18	1.0
cis-1,3-Dichloropropene	0.16	U	0.16	1.0
trans-1,3-Dichloropropene	0.19	U	0.19	3.0
Ethylbenzene	0.16	U	0.16	1.0
2-Hexanone	1.7	U	1.7	5.0
Iodomethane	0.23	U	0.23	1.0
Methylene Chloride	0.32	U	0.32	2.0
4-Methyl-2-pentanone (MIBK)	0.98	U	0.98	5.0
Styrene	0.17	U	0.17	1.0
1,1,1,2-Tetrachloroethane	0.21	U	0.21	1.0
1,1,2,2-Tetrachloroethane	0.21	U	0.21	1.0
Tetrachloroethene	0.20	U	0.20	1.0
1,1,1-Trichloroethane	0.16	U	0.16	1.0
1,1,2-Trichloroethane	0.27	U	0.27	1.0
Trichloroethene	0.16	U	0.16	1.0
Trichlorofluoromethane	0.29	U	0.29	2.0
1,2,3-Trichloropropane	0.33	U	0.33	2.5
Vinyl acetate	0.94	U	0.94	3.0
Vinyl chloride	0.40	U	0.40	1.0
Xylenes (total)	0.19	U	0.19	2.0
Chloromethane	0.34	I	0.30	2.0
2-Butanone (MEK)	2.0	U	2.0	6.0
Toluene	0.17	U	0.17	1.0

Client: Waste Management

Job Number: 280-4797-1

Client Sample ID: **MW-FL1**

Lab Sample ID: 280-4797-16

Client Matrix: WG

Date Sampled: 06/24/2010 1031

Date Received: 06/25/2010 1332

8260B Volatile Organic Compounds (GC/MS)

Method:	8260B	Analysis Batch: 280-21886	Instrument ID:	MSV_Q
Preparation:	5030B		Lab File ID:	Q6442.D
Dilution:	1.0		Initial Weight/Volume:	20 mL
Date Analyzed:	07/06/2010 0334		Final Weight/Volume:	20 mL
Date Prepared:	07/06/2010 0334			

Surrogate	%Rec	Qualifier	Acceptance Limits
1,2-Dichloroethane-d4 (Surr)	97		70 - 127
Toluene-d8 (Surr)	100		80 - 125
4-Bromofluorobenzene (Surr)	88		78 - 118
Dibromofluoromethane (Surr)	112		77 - 119

Client: Waste Management

Job Number: 280-4797-1

Client Sample ID: **MW-FL2R**

Lab Sample ID: 280-4797-17

Client Matrix: WG

Date Sampled: 06/24/2010 1111

Date Received: 06/25/2010 1332

8260B Volatile Organic Compounds (GC/MS)

Method:	8260B	Analysis Batch: 280-21886	Instrument ID:	MSV_Q
Preparation:	5030B		Lab File ID:	Q6443.D
Dilution:	1.0		Initial Weight/Volume:	20 mL
Date Analyzed:	07/06/2010 0357		Final Weight/Volume:	20 mL
Date Prepared:	07/06/2010 0357			

Analyte	Result (ug/L)	Qualifier	MDL	RL
Acetone	5.1	I	1.9	10
Acrylonitrile	1.4	U	1.4	20
Benzene	0.16	U	0.16	1.0
Bromochloromethane	0.10	U	0.10	1.0
Bromodichloromethane	0.17	U	0.17	1.0
Bromoform	0.19	U	0.19	1.0
Bromomethane	0.21	U	0.21	2.0
Carbon disulfide	0.45	U	0.45	2.0
Carbon tetrachloride	0.19	U	0.19	1.0
Chlorobenzene	0.17	U	0.17	1.0
Dibromochloromethane	0.17	U	0.17	1.0
Chloroethane	0.41	U	0.41	2.0
Chloroform	0.16	U	0.16	1.0
Dibromomethane	0.17	U	0.17	1.0
1,2-Dichlorobenzene	0.15	U	0.15	1.0
1,4-Dichlorobenzene	0.16	U	0.16	1.0
trans-1,4-Dichloro-2-butene	0.80	U	0.80	3.0
1,1-Dichloroethane	0.22	U	0.22	1.0
1,2-Dichloroethane	0.13	U	0.13	1.0
cis-1,2-Dichloroethene	0.15	U	0.15	1.0
trans-1,2-Dichloroethene	0.15	U	0.15	1.0
1,1-Dichloroethene	0.23	U	0.23	1.0
1,2-Dichloropropane	0.18	U	0.18	1.0
cis-1,3-Dichloropropene	0.16	U	0.16	1.0
trans-1,3-Dichloropropene	0.19	U	0.19	3.0
Ethylbenzene	0.16	U	0.16	1.0
2-Hexanone	1.7	U	1.7	5.0
Iodomethane	0.23	U	0.23	1.0
Methylene Chloride	0.32	U	0.32	2.0
4-Methyl-2-pentanone (MIBK)	0.98	U	0.98	5.0
Styrene	0.17	U	0.17	1.0
1,1,1,2-Tetrachloroethane	0.21	U	0.21	1.0
1,1,2,2-Tetrachloroethane	0.21	U	0.21	1.0
Tetrachloroethene	0.20	U	0.20	1.0
1,1,1-Trichloroethane	0.16	U	0.16	1.0
1,1,2-Trichloroethane	0.27	U	0.27	1.0
Trichloroethene	0.16	U	0.16	1.0
Trichlorofluoromethane	0.29	U	0.29	2.0
1,2,3-Trichloropropane	0.33	U	0.33	2.5
Vinyl acetate	0.94	U	0.94	3.0
Vinyl chloride	0.45	I	0.40	1.0
Xylenes (total)	0.19	U	0.19	2.0
Chloromethane	0.41	I	0.30	2.0
2-Butanone (MEK)	2.0	U	2.0	6.0
Toluene	0.17	U	0.17	1.0

Client: Waste Management

Job Number: 280-4797-1

Client Sample ID: **MW-FL2R**

Lab Sample ID: 280-4797-17

Client Matrix: WG

Date Sampled: 06/24/2010 1111

Date Received: 06/25/2010 1332

8260B Volatile Organic Compounds (GC/MS)

Method:	8260B	Analysis Batch: 280-21886	Instrument ID:	MSV_Q
Preparation:	5030B		Lab File ID:	Q6443.D
Dilution:	1.0		Initial Weight/Volume:	20 mL
Date Analyzed:	07/06/2010 0357		Final Weight/Volume:	20 mL
Date Prepared:	07/06/2010 0357			

Surrogate	%Rec	Qualifier	Acceptance Limits
1,2-Dichloroethane-d4 (Surr)	94		70 - 127
Toluene-d8 (Surr)	96		80 - 125
4-Bromofluorobenzene (Surr)	85		78 - 118
Dibromofluoromethane (Surr)	110		77 - 119

Client: Waste Management

Job Number: 280-4797-1

Client Sample ID: **MW-FL3**

Lab Sample ID: 280-4797-18

Client Matrix: WG

Date Sampled: 06/24/2010 1234

Date Received: 06/25/2010 1332

8260B Volatile Organic Compounds (GC/MS)

Method:	8260B	Analysis Batch: 280-21886	Instrument ID:	MSV_Q
Preparation:	5030B		Lab File ID:	Q6444.D
Dilution:	1.0		Initial Weight/Volume:	20 mL
Date Analyzed:	07/06/2010 0420		Final Weight/Volume:	20 mL
Date Prepared:	07/06/2010 0420			

Analyte	Result (ug/L)	Qualifier	MDL	RL
Acetone	1.9	U	1.9	10
Acrylonitrile	1.4	U	1.4	20
Benzene	0.16	U	0.16	1.0
Bromochloromethane	0.10	U	0.10	1.0
Bromodichloromethane	0.17	U	0.17	1.0
Bromoform	0.19	U	0.19	1.0
Bromomethane	0.21	U	0.21	2.0
Carbon disulfide	0.45	U	0.45	2.0
Carbon tetrachloride	0.19	U	0.19	1.0
Chlorobenzene	0.17	U	0.17	1.0
Dibromochloromethane	0.17	U	0.17	1.0
Chloroethane	0.41	U	0.41	2.0
Chloroform	0.16	U	0.16	1.0
Dibromomethane	0.17	U	0.17	1.0
1,2-Dichlorobenzene	0.15	U	0.15	1.0
1,4-Dichlorobenzene	0.16	U	0.16	1.0
trans-1,4-Dichloro-2-butene	0.80	U	0.80	3.0
1,1-Dichloroethane	0.22	U	0.22	1.0
1,2-Dichloroethane	0.13	U	0.13	1.0
cis-1,2-Dichloroethene	0.15	U	0.15	1.0
trans-1,2-Dichloroethene	0.15	U	0.15	1.0
1,1-Dichloroethene	0.23	U	0.23	1.0
1,2-Dichloropropane	0.18	U	0.18	1.0
cis-1,3-Dichloropropene	0.16	U	0.16	1.0
trans-1,3-Dichloropropene	0.19	U	0.19	3.0
Ethylbenzene	0.16	U	0.16	1.0
2-Hexanone	1.7	U	1.7	5.0
Iodomethane	0.23	U	0.23	1.0
Methylene Chloride	0.32	U	0.32	2.0
4-Methyl-2-pentanone (MIBK)	0.98	U	0.98	5.0
Styrene	0.17	U	0.17	1.0
1,1,1,2-Tetrachloroethane	0.21	U	0.21	1.0
1,1,2,2-Tetrachloroethane	0.21	U	0.21	1.0
Tetrachloroethene	0.20	U	0.20	1.0
1,1,1-Trichloroethane	0.16	U	0.16	1.0
1,1,2-Trichloroethane	0.27	U	0.27	1.0
Trichloroethene	0.16	U	0.16	1.0
Trichlorofluoromethane	0.29	U	0.29	2.0
1,2,3-Trichloropropane	0.33	U	0.33	2.5
Vinyl acetate	0.94	U	0.94	3.0
Vinyl chloride	0.40	U	0.40	1.0
Xylenes (total)	0.39	I	0.19	2.0
Chloromethane	0.30	U	0.30	2.0
2-Butanone (MEK)	2.0	U	2.0	6.0
Toluene	0.17	U	0.17	1.0

Client: Waste Management

Job Number: 280-4797-1

Client Sample ID: **MW-FL3**

Lab Sample ID: 280-4797-18

Client Matrix: WG

Date Sampled: 06/24/2010 1234

Date Received: 06/25/2010 1332

8260B Volatile Organic Compounds (GC/MS)

Method:	8260B	Analysis Batch: 280-21886	Instrument ID:	MSV_Q
Preparation:	5030B		Lab File ID:	Q6444.D
Dilution:	1.0		Initial Weight/Volume:	20 mL
Date Analyzed:	07/06/2010 0420		Final Weight/Volume:	20 mL
Date Prepared:	07/06/2010 0420			

Surrogate	%Rec	Qualifier	Acceptance Limits
1,2-Dichloroethane-d4 (Surr)	88		70 - 127
Toluene-d8 (Surr)	92		80 - 125
4-Bromofluorobenzene (Surr)	88		78 - 118
Dibromofluoromethane (Surr)	104		77 - 119

Client: Waste Management

Job Number: 280-4797-1

Client Sample ID: **Equipment Blank**

Lab Sample ID: 280-4797-19EB

Client Matrix: WQ

Date Sampled: 06/24/2010 1430

Date Received: 06/25/2010 1332

8260B Volatile Organic Compounds (GC/MS)

Method:	8260B	Analysis Batch: 280-21886	Instrument ID:	MSV_Q
Preparation:	5030B		Lab File ID:	Q6445.D
Dilution:	1.0		Initial Weight/Volume:	20 mL
Date Analyzed:	07/06/2010 0442		Final Weight/Volume:	20 mL
Date Prepared:	07/06/2010 0442			

Analyte	Result (ug/L)	Qualifier	MDL	RL
Acetone	3.3	I	1.9	10
Acrylonitrile	1.4	U	1.4	20
Benzene	0.16	U	0.16	1.0
Bromochloromethane	0.10	U	0.10	1.0
Bromodichloromethane	0.17	U	0.17	1.0
Bromoform	0.19	U	0.19	1.0
Bromomethane	0.21	U	0.21	2.0
Carbon disulfide	0.45	U	0.45	2.0
Carbon tetrachloride	0.19	U	0.19	1.0
Chlorobenzene	0.17	U	0.17	1.0
Dibromochloromethane	0.17	U	0.17	1.0
Chloroethane	0.41	U	0.41	2.0
Chloroform	0.16	U	0.16	1.0
Dibromomethane	0.17	U	0.17	1.0
1,2-Dichlorobenzene	0.15	U	0.15	1.0
1,4-Dichlorobenzene	0.16	U	0.16	1.0
trans-1,4-Dichloro-2-butene	0.80	U	0.80	3.0
1,1-Dichloroethane	0.22	U	0.22	1.0
1,2-Dichloroethane	0.13	U	0.13	1.0
cis-1,2-Dichloroethene	0.15	U	0.15	1.0
trans-1,2-Dichloroethene	0.15	U	0.15	1.0
1,1-Dichloroethene	0.23	U	0.23	1.0
1,2-Dichloropropane	0.18	U	0.18	1.0
cis-1,3-Dichloropropene	0.16	U	0.16	1.0
trans-1,3-Dichloropropene	0.19	U	0.19	3.0
Ethylbenzene	0.16	U	0.16	1.0
2-Hexanone	1.7	U	1.7	5.0
Iodomethane	0.23	U	0.23	1.0
Methylene Chloride	0.32	U	0.32	2.0
4-Methyl-2-pentanone (MIBK)	0.98	U	0.98	5.0
Styrene	0.17	U	0.17	1.0
1,1,1,2-Tetrachloroethane	0.21	U	0.21	1.0
1,1,2,2-Tetrachloroethane	0.21	U	0.21	1.0
Tetrachloroethene	0.20	U	0.20	1.0
1,1,1-Trichloroethane	0.16	U	0.16	1.0
1,1,2-Trichloroethane	0.27	U	0.27	1.0
Trichloroethene	0.16	U	0.16	1.0
Trichlorofluoromethane	0.29	U	0.29	2.0
1,2,3-Trichloropropane	0.33	U	0.33	2.5
Vinyl acetate	0.94	U	0.94	3.0
Vinyl chloride	0.40	U	0.40	1.0
Xylenes (total)	0.19	U	0.19	2.0
Chloromethane	0.30	U	0.30	2.0
2-Butanone (MEK)	2.0	U	2.0	6.0
Toluene	0.17	U	0.17	1.0

Client: Waste Management

Job Number: 280-4797-1

Client Sample ID: **Equipment Blank**

Lab Sample ID: 280-4797-19EB

Client Matrix: WQ

Date Sampled: 06/24/2010 1430

Date Received: 06/25/2010 1332

8260B Volatile Organic Compounds (GC/MS)

Method:	8260B	Analysis Batch: 280-21886	Instrument ID:	MSV_Q
Preparation:	5030B		Lab File ID:	Q6445.D
Dilution:	1.0		Initial Weight/Volume:	20 mL
Date Analyzed:	07/06/2010 0442		Final Weight/Volume:	20 mL
Date Prepared:	07/06/2010 0442			

Surrogate	%Rec	Qualifier	Acceptance Limits
1,2-Dichloroethane-d4 (Surr)	96		70 - 127
Toluene-d8 (Surr)	101		80 - 125
4-Bromofluorobenzene (Surr)	97		78 - 118
Dibromofluoromethane (Surr)	113		77 - 119

Client: Waste Management

Job Number: 280-4797-1

Client Sample ID: **Field Blank**

Lab Sample ID: 280-4797-20FB

Client Matrix: WQ

Date Sampled: 06/24/2010 1420

Date Received: 06/25/2010 1332

8260B Volatile Organic Compounds (GC/MS)

Method:	8260B	Analysis Batch: 280-21886	Instrument ID:	MSV_Q
Preparation:	5030B		Lab File ID:	Q6446.D
Dilution:	1.0		Initial Weight/Volume:	20 mL
Date Analyzed:	07/06/2010 0505		Final Weight/Volume:	20 mL
Date Prepared:	07/06/2010 0505			

Analyte	Result (ug/L)	Qualifier	MDL	RL
Acetone	6.2	I	1.9	10
Acrylonitrile	1.4	U	1.4	20
Benzene	0.16	U	0.16	1.0
Bromochloromethane	0.10	U	0.10	1.0
Bromodichloromethane	0.17	U	0.17	1.0
Bromoform	0.19	U	0.19	1.0
Bromomethane	0.21	U	0.21	2.0
Carbon disulfide	0.45	U	0.45	2.0
Carbon tetrachloride	0.19	U	0.19	1.0
Chlorobenzene	0.17	U	0.17	1.0
Dibromochloromethane	0.17	U	0.17	1.0
Chloroethane	0.41	U	0.41	2.0
Chloroform	0.16	U	0.16	1.0
Dibromomethane	0.17	U	0.17	1.0
1,2-Dichlorobenzene	0.15	U	0.15	1.0
1,4-Dichlorobenzene	0.16	U	0.16	1.0
trans-1,4-Dichloro-2-butene	0.80	U	0.80	3.0
1,1-Dichloroethane	0.22	U	0.22	1.0
1,2-Dichloroethane	0.13	U	0.13	1.0
cis-1,2-Dichloroethene	0.15	U	0.15	1.0
trans-1,2-Dichloroethene	0.15	U	0.15	1.0
1,1-Dichloroethene	0.23	U	0.23	1.0
1,2-Dichloropropane	0.18	U	0.18	1.0
cis-1,3-Dichloropropene	0.16	U	0.16	1.0
trans-1,3-Dichloropropene	0.19	U	0.19	3.0
Ethylbenzene	0.16	U	0.16	1.0
2-Hexanone	1.7	U	1.7	5.0
Iodomethane	0.23	U	0.23	1.0
Methylene Chloride	0.32	U	0.32	2.0
4-Methyl-2-pentanone (MIBK)	0.98	U	0.98	5.0
Styrene	0.17	U	0.17	1.0
1,1,1,2-Tetrachloroethane	0.21	U	0.21	1.0
1,1,2,2-Tetrachloroethane	0.21	U	0.21	1.0
Tetrachloroethene	0.20	U	0.20	1.0
1,1,1-Trichloroethane	0.16	U	0.16	1.0
1,1,2-Trichloroethane	0.27	U	0.27	1.0
Trichloroethene	0.16	U	0.16	1.0
Trichlorofluoromethane	0.29	U	0.29	2.0
1,2,3-Trichloropropane	0.33	U	0.33	2.5
Vinyl acetate	0.94	U	0.94	3.0
Vinyl chloride	0.40	U	0.40	1.0
Xylenes (total)	0.19	U	0.19	2.0
Chloromethane	0.30	U	0.30	2.0
2-Butanone (MEK)	2.0	U	2.0	6.0
Toluene	0.17	U	0.17	1.0

Client: Waste Management

Job Number: 280-4797-1

Client Sample ID: **Field Blank**

Lab Sample ID: 280-4797-20FB

Client Matrix: WQ

Date Sampled: 06/24/2010 1420

Date Received: 06/25/2010 1332

8260B Volatile Organic Compounds (GC/MS)

Method:	8260B	Analysis Batch: 280-21886	Instrument ID:	MSV_Q
Preparation:	5030B		Lab File ID:	Q6446.D
Dilution:	1.0		Initial Weight/Volume:	20 mL
Date Analyzed:	07/06/2010 0505		Final Weight/Volume:	20 mL
Date Prepared:	07/06/2010 0505			

Surrogate	%Rec	Qualifier	Acceptance Limits
1,2-Dichloroethane-d4 (Surr)	89		70 - 127
Toluene-d8 (Surr)	97		80 - 125
4-Bromofluorobenzene (Surr)	95		78 - 118
Dibromofluoromethane (Surr)	107		77 - 119

Client: Waste Management

Job Number: 280-4797-1

Client Sample ID: **TRIP BLANK**

Lab Sample ID: 280-4797-21TB

Client Matrix: WQ

Date Sampled: 06/24/2010 0000

Date Received: 06/25/2010 1332

8260B Volatile Organic Compounds (GC/MS)

Method:	8260B	Analysis Batch: 280-21823	Instrument ID:	MSV_G2
Preparation:	5030B		Lab File ID:	g2_2918.D
Dilution:	1.0		Initial Weight/Volume:	20 mL
Date Analyzed:	07/06/2010 0844		Final Weight/Volume:	20 mL
Date Prepared:	07/06/2010 0844			

Analyte	Result (ug/L)	Qualifier	MDL	RL
Acetone	1.9	U	1.9	10
Acrylonitrile	1.4	U	1.4	20
Benzene	0.16	U	0.16	1.0
Bromochloromethane	0.10	U	0.10	1.0
Bromodichloromethane	0.17	U	0.17	1.0
Bromoform	0.19	U	0.19	1.0
Bromomethane	0.21	U	0.21	2.0
Carbon disulfide	0.45	U	0.45	2.0
Carbon tetrachloride	0.19	U	0.19	1.0
Chlorobenzene	0.17	U	0.17	1.0
Dibromochloromethane	0.17	U	0.17	1.0
Chloroethane	0.41	U	0.41	2.0
Chloroform	0.16	U	0.16	1.0
Dibromomethane	0.17	U	0.17	1.0
1,2-Dichlorobenzene	0.15	U	0.15	1.0
1,4-Dichlorobenzene	0.16	U	0.16	1.0
trans-1,4-Dichloro-2-butene	0.80	U	0.80	3.0
1,1-Dichloroethane	0.22	U	0.22	1.0
1,2-Dichloroethane	0.13	U	0.13	1.0
cis-1,2-Dichloroethene	0.15	U	0.15	1.0
trans-1,2-Dichloroethene	0.15	U	0.15	1.0
1,1-Dichloroethene	0.23	U	0.23	1.0
1,2-Dichloropropane	0.18	U	0.18	1.0
cis-1,3-Dichloropropene	0.16	U	0.16	1.0
trans-1,3-Dichloropropene	0.19	U	0.19	3.0
Ethylbenzene	0.16	U	0.16	1.0
2-Hexanone	1.7	U	1.7	5.0
Iodomethane	0.23	U	0.23	1.0
Methylene Chloride	0.68	I V	0.32	2.0
4-Methyl-2-pentanone (MIBK)	0.98	U	0.98	5.0
Styrene	0.17	U	0.17	1.0
1,1,1,2-Tetrachloroethane	0.21	U	0.21	1.0
1,1,2,2-Tetrachloroethane	0.21	U	0.21	1.0
Tetrachloroethene	0.20	U	0.20	1.0
1,1,1-Trichloroethane	0.16	U	0.16	1.0
1,1,2-Trichloroethane	0.27	U	0.27	1.0
Trichloroethene	0.16	U	0.16	1.0
Trichlorofluoromethane	0.29	U	0.29	2.0
1,2,3-Trichloropropane	0.33	U	0.33	2.5
Vinyl acetate	0.94	U	0.94	3.0
Vinyl chloride	0.40	U	0.40	1.0
Xylenes (total)	0.19	U	0.19	2.0
Chloromethane	0.30	U	0.30	2.0
2-Butanone (MEK)	2.0	U	2.0	6.0
Toluene	0.17	U	0.17	1.0

Client: Waste Management

Job Number: 280-4797-1

Client Sample ID: **TRIP BLANK**

Lab Sample ID: 280-4797-21TB

Client Matrix: WQ

Date Sampled: 06/24/2010 0000

Date Received: 06/25/2010 1332

8260B Volatile Organic Compounds (GC/MS)

Method:	8260B	Analysis Batch: 280-21823	Instrument ID:	MSV_G2
Preparation:	5030B		Lab File ID:	g2_2918.D
Dilution:	1.0		Initial Weight/Volume:	20 mL
Date Analyzed:	07/06/2010 0844		Final Weight/Volume:	20 mL
Date Prepared:	07/06/2010 0844			

Surrogate	%Rec	Qualifier	Acceptance Limits
1,2-Dichloroethane-d4 (Surr)	83		70 - 127
Toluene-d8 (Surr)	97		80 - 125
4-Bromofluorobenzene (Surr)	97		78 - 118
Dibromofluoromethane (Surr)	90		77 - 119

Client: Waste Management

Job Number: 280-4797-1

Client Sample ID: **MW-1A**

Lab Sample ID: 280-4797-1

Client Matrix: WG

Date Sampled: 06/24/2010 1403

Date Received: 06/25/2010 1332

504.1 EDB, DBCP and 1,2,3-TCP (GC)

Method:	504.1	Analysis Batch: 280-21910		Instrument ID:	GCS_E
Preparation:	504.1	Prep Batch: 280-21647		Initial Weight/Volume:	37.46 g
Dilution:	1.0			Final Weight/Volume:	35 mL
Date Analyzed:	07/03/2010 1446			Injection Volume:	3 uL
Date Prepared:	07/02/2010 1357			Result Type:	PRIMARY

Analyte	Result (ug/L)	Qualifier	MDL	RL
1,2-Dibromoethane	0.0035	U	0.0035	0.019
1,2-Dibromo-3-Chloropropane	0.0064	U	0.0064	0.019

Surrogate	%Rec	Qualifier	Acceptance Limits
1,2-Dibromopropane	106		70 - 130

Client: Waste Management

Job Number: 280-4797-1

Client Sample ID: **MW-1B**

Lab Sample ID: 280-4797-2

Client Matrix: WG

Date Sampled: 06/24/2010 1328

Date Received: 06/25/2010 1332

504.1 EDB, DBCP and 1,2,3-TCP (GC)

Method:	504.1	Analysis Batch: 280-21910		Instrument ID:	GCS_E
Preparation:	504.1	Prep Batch: 280-21647		Initial Weight/Volume:	37.35 g
Dilution:	1.0			Final Weight/Volume:	35 mL
Date Analyzed:	07/03/2010 1506			Injection Volume:	3 uL
Date Prepared:	07/02/2010 1357			Result Type:	PRIMARY

Analyte	Result (ug/L)	Qualifier	MDL	RL
1,2-Dibromoethane	0.0035	U	0.0035	0.019
1,2-Dibromo-3-Chloropropane	0.0064	U	0.0064	0.019

Surrogate	%Rec	Qualifier	Acceptance Limits
1,2-Dibromopropane	110		70 - 130

Client: Waste Management

Job Number: 280-4797-1

Client Sample ID: **MW-2AR**

Lab Sample ID: 280-4797-3

Client Matrix: WG

Date Sampled: 06/24/2010 1150

Date Received: 06/25/2010 1332

504.1 EDB, DBCP and 1,2,3-TCP (GC)

Method:	504.1	Analysis Batch: 280-21910		Instrument ID:	GCS_E
Preparation:	504.1	Prep Batch: 280-21647		Initial Weight/Volume:	37.4 g
Dilution:	1.0			Final Weight/Volume:	35 mL
Date Analyzed:	07/03/2010 1526			Injection Volume:	3 uL
Date Prepared:	07/02/2010 1357			Result Type:	PRIMARY

Analyte	Result (ug/L)	Qualifier	MDL	RL
1,2-Dibromoethane	0.0035	U	0.0035	0.019
1,2-Dibromo-3-Chloropropane	0.0064	U	0.0064	0.019

Surrogate	%Rec	Qualifier	Acceptance Limits
1,2-Dibromopropane	102		70 - 130

Client: Waste Management

Job Number: 280-4797-1

Client Sample ID: **MW-2B**

Lab Sample ID: 280-4797-4

Client Matrix: WG

Date Sampled: 06/24/2010 1227

Date Received: 06/25/2010 1332

504.1 EDB, DBCP and 1,2,3-TCP (GC)

Method:	504.1	Analysis Batch: 280-21910		Instrument ID:	GCS_E
Preparation:	504.1	Prep Batch: 280-21647		Initial Weight/Volume:	37.25 g
Dilution:	1.0			Final Weight/Volume:	35 mL
Date Analyzed:	07/03/2010 1546			Injection Volume:	3 uL
Date Prepared:	07/02/2010 1357			Result Type:	PRIMARY

Analyte	Result (ug/L)	Qualifier	MDL	RL
1,2-Dibromoethane	0.0035	U	0.0035	0.019
1,2-Dibromo-3-Chloropropane	0.0064	U	0.0064	0.019

Surrogate	%Rec	Qualifier	Acceptance Limits
1,2-Dibromopropane	110		70 - 130

Client: Waste Management

Job Number: 280-4797-1

Client Sample ID: **MW-3A**

Lab Sample ID: 280-4797-5

Client Matrix: WG

Date Sampled: 06/24/2010 1145

Date Received: 06/25/2010 1332

504.1 EDB, DBCP and 1,2,3-TCP (GC)

Method:	504.1	Analysis Batch: 280-21910		Instrument ID:	GCS_E
Preparation:	504.1	Prep Batch: 280-21647		Initial Weight/Volume:	37.15 g
Dilution:	1.0			Final Weight/Volume:	35 mL
Date Analyzed:	07/03/2010 1606			Injection Volume:	3 uL
Date Prepared:	07/02/2010 1357			Result Type:	PRIMARY

Analyte	Result (ug/L)	Qualifier	MDL	RL
1,2-Dibromoethane	0.0035	U	0.0035	0.019
1,2-Dibromo-3-Chloropropane	0.0064	U	0.0064	0.019

Surrogate	%Rec	Qualifier	Acceptance Limits
1,2-Dibromopropane	110		70 - 130

Client: Waste Management

Job Number: 280-4797-1

Client Sample ID: **MW-3B**

Lab Sample ID: 280-4797-6

Client Matrix: WG

Date Sampled: 06/24/2010 1008

Date Received: 06/25/2010 1332

504.1 EDB, DBCP and 1,2,3-TCP (GC)

Method:	504.1	Analysis Batch: 280-21910		Instrument ID:	GCS_E
Preparation:	504.1	Prep Batch: 280-21647		Initial Weight/Volume:	37.59 g
Dilution:	1.0			Final Weight/Volume:	35 mL
Date Analyzed:	07/03/2010 1626			Injection Volume:	3 uL
Date Prepared:	07/02/2010 1357			Result Type:	PRIMARY

Analyte	Result (ug/L)	Qualifier	MDL	RL
1,2-Dibromoethane	0.0034	U	0.0034	0.019
1,2-Dibromo-3-Chloropropane	0.0063	U	0.0063	0.019

Surrogate	%Rec	Qualifier	Acceptance Limits
1,2-Dibromopropane	106		70 - 130

Client: Waste Management

Job Number: 280-4797-1

Client Sample ID: **MW-4A**

Lab Sample ID: 280-4797-7

Client Matrix: WG

Date Sampled: 06/24/2010 1014

Date Received: 06/25/2010 1332

504.1 EDB, DBCP and 1,2,3-TCP (GC)

Method:	504.1	Analysis Batch: 280-21910		Instrument ID:	GCS_E
Preparation:	504.1	Prep Batch: 280-21647		Initial Weight/Volume:	37.26 g
Dilution:	1.0			Final Weight/Volume:	35 mL
Date Analyzed:	07/03/2010 1645			Injection Volume:	3 uL
Date Prepared:	07/02/2010 1357			Result Type:	PRIMARY

Analyte	Result (ug/L)	Qualifier	MDL	RL
1,2-Dibromoethane	0.0035	U	0.0035	0.019
1,2-Dibromo-3-Chloropropane	0.0064	U	0.0064	0.019

Surrogate	%Rec	Qualifier	Acceptance Limits
1,2-Dibromopropane	111		70 - 130

Client: Waste Management

Job Number: 280-4797-1

Client Sample ID: **MW-4B**

Lab Sample ID: 280-4797-8

Client Matrix: WG

Date Sampled: 06/24/2010 0942

Date Received: 06/25/2010 1332

504.1 EDB, DBCP and 1,2,3-TCP (GC)

Method:	504.1	Analysis Batch: 280-21910		Instrument ID:	GCS_E
Preparation:	504.1	Prep Batch: 280-21647		Initial Weight/Volume:	37.12 g
Dilution:	1.0			Final Weight/Volume:	35 mL
Date Analyzed:	07/03/2010 1705			Injection Volume:	3 uL
Date Prepared:	07/02/2010 1357			Result Type:	PRIMARY

Analyte	Result (ug/L)	Qualifier	MDL	RL
1,2-Dibromoethane	0.0035	U	0.0035	0.019
1,2-Dibromo-3-Chloropropane	0.0064	U	0.0064	0.019

Surrogate	%Rec	Qualifier	Acceptance Limits
1,2-Dibromopropane	113		70 - 130

Client: Waste Management

Job Number: 280-4797-1

Client Sample ID: **MW-5A**

Lab Sample ID: 280-4797-9

Client Matrix: WG

Date Sampled: 06/24/2010 0939

Date Received: 06/25/2010 1332

504.1 EDB, DBCP and 1,2,3-TCP (GC)

Method:	504.1	Analysis Batch: 280-21910		Instrument ID:	GCS_E
Preparation:	504.1	Prep Batch: 280-21647		Initial Weight/Volume:	37.29 g
Dilution:	1.0			Final Weight/Volume:	35 mL
Date Analyzed:	07/03/2010 1725			Injection Volume:	3 uL
Date Prepared:	07/02/2010 1357			Result Type:	PRIMARY

Analyte	Result (ug/L)	Qualifier	MDL	RL
1,2-Dibromoethane	0.0035	U	0.0035	0.019
1,2-Dibromo-3-Chloropropane	0.0064	U	0.0064	0.019

Surrogate	%Rec	Qualifier	Acceptance Limits
1,2-Dibromopropane	110		70 - 130

Client: Waste Management

Job Number: 280-4797-1

Client Sample ID: **MW-5B**

Lab Sample ID: 280-4797-10

Client Matrix: WG

Date Sampled: 06/24/2010 0848

Date Received: 06/25/2010 1332

504.1 EDB, DBCP and 1,2,3-TCP (GC)

Method:	504.1	Analysis Batch: 280-21910		Instrument ID:	GCS_E
Preparation:	504.1	Prep Batch: 280-21647		Initial Weight/Volume:	37.14 g
Dilution:	1.0			Final Weight/Volume:	35 mL
Date Analyzed:	07/03/2010 1745			Injection Volume:	3 uL
Date Prepared:	07/02/2010 1357			Result Type:	PRIMARY

Analyte	Result (ug/L)	Qualifier	MDL	RL
1,2-Dibromoethane	0.0035	U	0.0035	0.019
1,2-Dibromo-3-Chloropropane	0.0064	U	0.0064	0.019

Surrogate	%Rec	Qualifier	Acceptance Limits
1,2-Dibromopropane	116		70 - 130

Client: Waste Management

Job Number: 280-4797-1

Client Sample ID: **MW-6AR**

Lab Sample ID: 280-4797-11

Client Matrix: WG

Date Sampled: 06/24/2010 1340

Date Received: 06/25/2010 1332

504.1 EDB, DBCP and 1,2,3-TCP (GC)

Method:	504.1	Analysis Batch: 280-22397		Instrument ID:	GCS_E
Preparation:	504.1	Prep Batch: 280-21840		Initial Weight/Volume:	37 mL
Dilution:	1.0			Final Weight/Volume:	35 mL
Date Analyzed:	07/07/2010 1225			Injection Volume:	3 uL
Date Prepared:	07/06/2010 1219			Result Type:	PRIMARY

Analyte	Result (ug/L)	Qualifier	MDL	RL
1,2-Dibromoethane	0.0035	U	0.0035	0.019
1,2-Dibromo-3-Chloropropane	0.0064	U	0.0064	0.019

Surrogate	%Rec	Qualifier	Acceptance Limits
1,2-Dibromopropane	115		70 - 130

Client: Waste Management

Job Number: 280-4797-1

Client Sample ID: **MW-6BR**

Lab Sample ID: 280-4797-12

Client Matrix: WG

Date Sampled: 06/24/2010 1306

Date Received: 06/25/2010 1332

504.1 EDB, DBCP and 1,2,3-TCP (GC)

Method:	504.1	Analysis Batch: 280-22397		Instrument ID:	GCS_E
Preparation:	504.1	Prep Batch: 280-21840		Initial Weight/Volume:	38 mL
Dilution:	1.0			Final Weight/Volume:	35 mL
Date Analyzed:	07/07/2010 1245			Injection Volume:	3 uL
Date Prepared:	07/06/2010 1219			Result Type:	PRIMARY

Analyte	Result (ug/L)	Qualifier	MDL	RL
1,2-Dibromoethane	0.0034	U	0.0034	0.018
1,2-Dibromo-3-Chloropropane	0.0063	U	0.0063	0.018

Surrogate	%Rec	Qualifier	Acceptance Limits
1,2-Dibromopropane	113		70 - 130

Client: Waste Management

Job Number: 280-4797-1

Client Sample ID: **MW-7A**

Lab Sample ID: 280-4797-13

Client Matrix: WG

Date Sampled: 06/24/2010 0824

Date Received: 06/25/2010 1332

504.1 EDB, DBCP and 1,2,3-TCP (GC)

Method:	504.1	Analysis Batch: 280-22397		Instrument ID:	GCS_E
Preparation:	504.1	Prep Batch: 280-21840		Initial Weight/Volume:	37 mL
Dilution:	1.0			Final Weight/Volume:	35 mL
Date Analyzed:	07/07/2010 1305			Injection Volume:	3 uL
Date Prepared:	07/06/2010 1219			Result Type:	PRIMARY

Analyte	Result (ug/L)	Qualifier	MDL	RL
1,2-Dibromoethane	0.0035	U	0.0035	0.019
1,2-Dibromo-3-Chloropropane	0.0064	U	0.0064	0.019

Surrogate	%Rec	Qualifier	Acceptance Limits
1,2-Dibromopropane	115		70 - 130

Client: Waste Management

Job Number: 280-4797-1

Client Sample ID: **MW-7B**

Lab Sample ID: 280-4797-14

Client Matrix: WG

Date Sampled: 06/24/2010 0859

Date Received: 06/25/2010 1332

504.1 EDB, DBCP and 1,2,3-TCP (GC)

Method:	504.1	Analysis Batch: 280-22397		Instrument ID:	GCS_E
Preparation:	504.1	Prep Batch: 280-21840		Initial Weight/Volume:	37 mL
Dilution:	1.0			Final Weight/Volume:	35 mL
Date Analyzed:	07/07/2010 1324			Injection Volume:	3 uL
Date Prepared:	07/06/2010 1219			Result Type:	PRIMARY

Analyte	Result (ug/L)	Qualifier	MDL	RL
1,2-Dibromoethane	0.0035	U	0.0035	0.019
1,2-Dibromo-3-Chloropropane	0.0064	U	0.0064	0.019

Surrogate	%Rec	Qualifier	Acceptance Limits
1,2-Dibromopropane	113		70 - 130

Client: Waste Management

Job Number: 280-4797-1

Client Sample ID: **MW-8R**

Lab Sample ID: 280-4797-15

Client Matrix: WG

Date Sampled: 06/24/2010 0630

Date Received: 06/25/2010 1332

504.1 EDB, DBCP and 1,2,3-TCP (GC)

Method:	504.1	Analysis Batch: 280-22397		Instrument ID:	GCS_E
Preparation:	504.1	Prep Batch: 280-21840		Initial Weight/Volume:	37 mL
Dilution:	1.0			Final Weight/Volume:	35 mL
Date Analyzed:	07/07/2010 1345			Injection Volume:	3 uL
Date Prepared:	07/06/2010 1219			Result Type:	PRIMARY

Analyte	Result (ug/L)	Qualifier	MDL	RL
1,2-Dibromoethane	0.0035	U	0.0035	0.019
1,2-Dibromo-3-Chloropropane	0.0064	U	0.0064	0.019

Surrogate	%Rec	Qualifier	Acceptance Limits
1,2-Dibromopropane	120		70 - 130

Client: Waste Management

Job Number: 280-4797-1

Client Sample ID: **MW-FL1**

Lab Sample ID: 280-4797-16

Client Matrix: WG

Date Sampled: 06/24/2010 1031

Date Received: 06/25/2010 1332

504.1 EDB, DBCP and 1,2,3-TCP (GC)

Method:	504.1	Analysis Batch: 280-22397		Instrument ID:	GCS_E
Preparation:	504.1	Prep Batch: 280-21840		Initial Weight/Volume:	37 mL
Dilution:	1.0			Final Weight/Volume:	35 mL
Date Analyzed:	07/07/2010 1404			Injection Volume:	3 uL
Date Prepared:	07/06/2010 1219			Result Type:	PRIMARY

Analyte	Result (ug/L)	Qualifier	MDL	RL
1,2-Dibromoethane	0.0035	U	0.0035	0.019
1,2-Dibromo-3-Chloropropane	0.0064	U	0.0064	0.019

Surrogate	%Rec	Qualifier	Acceptance Limits
1,2-Dibromopropane	113		70 - 130

Client: Waste Management

Job Number: 280-4797-1

Client Sample ID: **MW-FL2R**

Lab Sample ID: 280-4797-17

Client Matrix: WG

Date Sampled: 06/24/2010 1111

Date Received: 06/25/2010 1332

504.1 EDB, DBCP and 1,2,3-TCP (GC)

Method:	504.1	Analysis Batch: 280-22397		Instrument ID:	GCS_E
Preparation:	504.1	Prep Batch: 280-21840		Initial Weight/Volume:	37 mL
Dilution:	1.0			Final Weight/Volume:	35 mL
Date Analyzed:	07/07/2010 1424			Injection Volume:	3 uL
Date Prepared:	07/06/2010 1219			Result Type:	PRIMARY

Analyte	Result (ug/L)	Qualifier	MDL	RL
1,2-Dibromoethane	0.0035	U	0.0035	0.019
1,2-Dibromo-3-Chloropropane	0.0064	U	0.0064	0.019

Surrogate	%Rec	Qualifier	Acceptance Limits
1,2-Dibromopropane	114		70 - 130

Client: Waste Management

Job Number: 280-4797-1

Client Sample ID: **MW-FL3**

Lab Sample ID: 280-4797-18

Client Matrix: WG

Date Sampled: 06/24/2010 1234

Date Received: 06/25/2010 1332

504.1 EDB, DBCP and 1,2,3-TCP (GC)

Method:	504.1	Analysis Batch: 280-22397		Instrument ID:	GCS_E
Preparation:	504.1	Prep Batch: 280-21840		Initial Weight/Volume:	37 mL
Dilution:	1.0			Final Weight/Volume:	35 mL
Date Analyzed:	07/07/2010 1444			Injection Volume:	3 uL
Date Prepared:	07/06/2010 1219			Result Type:	PRIMARY

Analyte	Result (ug/L)	Qualifier	MDL	RL
1,2-Dibromoethane	0.0035	U	0.0035	0.019
1,2-Dibromo-3-Chloropropane	0.0064	U	0.0064	0.019

Surrogate	%Rec	Qualifier	Acceptance Limits
1,2-Dibromopropane	134	J1	70 - 130

Client: Waste Management

Job Number: 280-4797-1

Client Sample ID: **Equipment Blank**

Lab Sample ID: 280-4797-19EB

Client Matrix: WQ

Date Sampled: 06/24/2010 1430

Date Received: 06/25/2010 1332

504.1 EDB, DBCP and 1,2,3-TCP (GC)

Method:	504.1	Analysis Batch: 280-22397		Instrument ID:	GCS_E
Preparation:	504.1	Prep Batch: 280-21840		Initial Weight/Volume:	37 mL
Dilution:	1.0			Final Weight/Volume:	35 mL
Date Analyzed:	07/07/2010 1503			Injection Volume:	3 uL
Date Prepared:	07/06/2010 1219			Result Type:	PRIMARY

Analyte	Result (ug/L)	Qualifier	MDL	RL
1,2-Dibromoethane	0.0035	U	0.0035	0.019
1,2-Dibromo-3-Chloropropane	0.0064	U	0.0064	0.019

Surrogate	%Rec	Qualifier	Acceptance Limits
1,2-Dibromopropane	116		70 - 130

Client: Waste Management

Job Number: 280-4797-1

Client Sample ID: **Field Blank**

Lab Sample ID: 280-4797-20FB

Client Matrix: WQ

Date Sampled: 06/24/2010 1420

Date Received: 06/25/2010 1332

504.1 EDB, DBCP and 1,2,3-TCP (GC)

Method:	504.1	Analysis Batch: 280-22397		Instrument ID:	GCS_E
Preparation:	504.1	Prep Batch: 280-21840		Initial Weight/Volume:	37 mL
Dilution:	1.0			Final Weight/Volume:	35 mL
Date Analyzed:	07/07/2010 1523			Injection Volume:	3 uL
Date Prepared:	07/06/2010 1219			Result Type:	PRIMARY

Analyte	Result (ug/L)	Qualifier	MDL	RL
1,2-Dibromoethane	0.0035	U	0.0035	0.019
1,2-Dibromo-3-Chloropropane	0.0064	U	0.0064	0.019

Surrogate	%Rec	Qualifier	Acceptance Limits
1,2-Dibromopropane	112		70 - 130

Client: Waste Management

Job Number: 280-4797-1

Client Sample ID: **MW-1A**

Lab Sample ID: 280-4797-1

Client Matrix: WG

Date Sampled: 06/24/2010 1403

Date Received: 06/25/2010 1332

6010B Metals (ICP)-Total Recoverable

Method:	6010B	Analysis Batch: 280-21387		Instrument ID:	MT_025
Preparation:	3005A	Prep Batch: 280-21083		Lab File ID:	25A2063010.txt
Dilution:	1.0			Initial Weight/Volume:	50 mL
Date Analyzed:	06/30/2010 1536			Final Weight/Volume:	50 mL
Date Prepared:	06/29/2010 1530				

Analyte	Result (mg/L)	Qualifier	MDL	RL
Sodium	6.2		0.092	1.0

Analyte	Result (ug/L)	Qualifier	MDL	RL
Aluminum	20	I	18	100
Barium	18		0.58	10
Cadmium	0.45	U	0.45	5.0
Manganese	0.63	I	0.25	10
Cobalt	0.94	I	0.12	10
Chromium	1.1	I	0.66	10
Copper	2.7	I	0.14	15
Nickel	3.6	I	1.3	40
Lead	2.6	U	2.6	9.0
Selenium	4.9	U	4.9	15
Iron	52	I	22	100
Vanadium	1.1	U	1.1	10
Zinc	4.5	U	4.5	20
Silver	0.93	U	0.93	10

6020 Metals (ICP/MS)-Total Recoverable

Method:	6020	Analysis Batch: 280-22024		Instrument ID:	MT_024
Preparation:	3005A	Prep Batch: 280-21084		Lab File ID:	095SMPL.D
Dilution:	1.0			Initial Weight/Volume:	50 mL
Date Analyzed:	07/07/2010 0312			Final Weight/Volume:	50 mL
Date Prepared:	06/29/2010 1530				

Analyte	Result (ug/L)	Qualifier	MDL	RL
Antimony	0.070	U	0.070	2.0
Arsenic	0.21	U	0.21	5.0
Beryllium	0.080	U	0.080	1.0
Thallium	0.088	I V	0.020	1.0

7470A Mercury (CVAA)

Method:	7470A	Analysis Batch: 280-21138		Instrument ID:	MT_033
Preparation:	7470A	Prep Batch: 280-20913		Lab File ID:	100928AD2.txt
Dilution:	1.0			Initial Weight/Volume:	10 mL
Date Analyzed:	06/28/2010 2004			Final Weight/Volume:	10 mL
Date Prepared:	06/28/2010 1050				

Analyte	Result (ug/L)	Qualifier	MDL	RL
Mercury	0.027	U	0.027	0.20

Client: Waste Management

Job Number: 280-4797-1

Client Sample ID: **MW-1B**

Lab Sample ID: 280-4797-2

Client Matrix: WG

Date Sampled: 06/24/2010 1328

Date Received: 06/25/2010 1332

6010B Metals (ICP)-Total Recoverable

Method:	6010B	Analysis Batch: 280-21387		Instrument ID:	MT_025
Preparation:	3005A	Prep Batch: 280-21083		Lab File ID:	25A2063010.txt
Dilution:	1.0			Initial Weight/Volume:	50 mL
Date Analyzed:	06/30/2010 1545			Final Weight/Volume:	50 mL
Date Prepared:	06/29/2010 1530				

Analyte	Result (mg/L)	Qualifier	MDL	RL
Sodium	4.7		0.092	1.0

Analyte	Result (ug/L)	Qualifier	MDL	RL
Aluminum	18	U	18	100
Barium	6.4	I	0.58	10
Cadmium	0.45	U	0.45	5.0
Manganese	1.0	I	0.25	10
Cobalt	0.12	U	0.12	10
Chromium	0.66	U	0.66	10
Copper	0.29	I	0.14	15
Nickel	1.3	U	1.3	40
Lead	2.6	U	2.6	9.0
Selenium	4.9	U	4.9	15
Iron	22	U	22	100
Vanadium	1.1	U	1.1	10
Zinc	4.5	U	4.5	20
Silver	0.93	U	0.93	10

6020 Metals (ICP/MS)-Total Recoverable

Method:	6020	Analysis Batch: 280-22024		Instrument ID:	MT_024
Preparation:	3005A	Prep Batch: 280-21084		Lab File ID:	096AREF.D
Dilution:	1.0			Initial Weight/Volume:	50 mL
Date Analyzed:	07/07/2010 0315			Final Weight/Volume:	50 mL
Date Prepared:	06/29/2010 1530				

Analyte	Result (ug/L)	Qualifier	MDL	RL
Antimony	0.070	U	0.070	2.0
Arsenic	3.2	I	0.21	5.0
Beryllium	0.080	U	0.080	1.0
Thallium	0.024	I V	0.020	1.0

7470A Mercury (CVAA)

Method:	7470A	Analysis Batch: 280-21138		Instrument ID:	MT_033
Preparation:	7470A	Prep Batch: 280-20913		Lab File ID:	100928AD2.txt
Dilution:	1.0			Initial Weight/Volume:	10 mL
Date Analyzed:	06/28/2010 2006			Final Weight/Volume:	10 mL
Date Prepared:	06/28/2010 1050				

Analyte	Result (ug/L)	Qualifier	MDL	RL
Mercury	0.027	U	0.027	0.20

Client: Waste Management

Job Number: 280-4797-1

Client Sample ID: **MW-2AR**

Lab Sample ID: 280-4797-3

Client Matrix: WG

Date Sampled: 06/24/2010 1150

Date Received: 06/25/2010 1332

6010B Metals (ICP)-Total Recoverable

Method:	6010B	Analysis Batch: 280-21387		Instrument ID:	MT_025
Preparation:	3005A	Prep Batch: 280-21083		Lab File ID:	25A2063010.txt
Dilution:	1.0			Initial Weight/Volume:	50 mL
Date Analyzed:	06/30/2010 1547			Final Weight/Volume:	50 mL
Date Prepared:	06/29/2010 1530				

Analyte	Result (mg/L)	Qualifier	MDL	RL
Sodium	2.6		0.092	1.0

Analyte	Result (ug/L)	Qualifier	MDL	RL
Aluminum	100		18	100
Barium	9.1	I	0.58	10
Cadmium	0.45	U	0.45	5.0
Manganese	3.8	I	0.25	10
Cobalt	0.12	U	0.12	10
Chromium	0.66	U	0.66	10
Copper	0.57	I	0.14	15
Nickel	1.3	U	1.3	40
Lead	2.6	U	2.6	9.0
Selenium	4.9	U	4.9	15
Iron	30	I	22	100
Vanadium	1.1	U	1.1	10
Zinc	4.5	U	4.5	20
Silver	0.93	U	0.93	10

6020 Metals (ICP/MS)-Total Recoverable

Method:	6020	Analysis Batch: 280-22024		Instrument ID:	MT_024
Preparation:	3005A	Prep Batch: 280-21084		Lab File ID:	101SMPL.D
Dilution:	1.0			Initial Weight/Volume:	50 mL
Date Analyzed:	07/07/2010 0329			Final Weight/Volume:	50 mL
Date Prepared:	06/29/2010 1530				

Analyte	Result (ug/L)	Qualifier	MDL	RL
Antimony	0.18	I	0.070	2.0
Arsenic	0.21	U	0.21	5.0
Beryllium	0.080	U	0.080	1.0
Thallium	0.032	I V	0.020	1.0

7470A Mercury (CVAA)

Method:	7470A	Analysis Batch: 280-21138		Instrument ID:	MT_033
Preparation:	7470A	Prep Batch: 280-20913		Lab File ID:	100928AD2.txt
Dilution:	1.0			Initial Weight/Volume:	10 mL
Date Analyzed:	06/28/2010 2020			Final Weight/Volume:	10 mL
Date Prepared:	06/28/2010 1050				

Analyte	Result (ug/L)	Qualifier	MDL	RL
Mercury	0.027	U	0.027	0.20

Client: Waste Management

Job Number: 280-4797-1

Client Sample ID: **MW-2B**

Lab Sample ID: 280-4797-4

Client Matrix: WG

Date Sampled: 06/24/2010 1227

Date Received: 06/25/2010 1332

6010B Metals (ICP)-Total Recoverable

Method:	6010B	Analysis Batch: 280-21387		Instrument ID:	MT_025
Preparation:	3005A	Prep Batch: 280-21083		Lab File ID:	25A2063010.txt
Dilution:	1.0			Initial Weight/Volume:	50 mL
Date Analyzed:	06/30/2010 1559			Final Weight/Volume:	50 mL
Date Prepared:	06/29/2010 1530				

Analyte	Result (mg/L)	Qualifier	MDL	RL
Sodium	4.7		0.092	1.0

Analyte	Result (ug/L)	Qualifier	MDL	RL
Aluminum	1600		18	100
Barium	25		0.58	10
Cadmium	0.45	U	0.45	5.0
Manganese	9.8	I	0.25	10
Cobalt	0.12	U	0.12	10
Chromium	4.8	I	0.66	10
Copper	2.7	I	0.14	15
Nickel	1.3	I	1.3	40
Lead	2.6	U	2.6	9.0
Selenium	4.9	U	4.9	15
Iron	850		22	100
Vanadium	4.5	I	1.1	10
Zinc	6.6	I	4.5	20
Silver	0.93	U	0.93	10

6020 Metals (ICP/MS)-Total Recoverable

Method:	6020	Analysis Batch: 280-22024		Instrument ID:	MT_024
Preparation:	3005A	Prep Batch: 280-21084		Lab File ID:	104SMPL.D
Dilution:	1.0			Initial Weight/Volume:	50 mL
Date Analyzed:	07/07/2010 0337			Final Weight/Volume:	50 mL
Date Prepared:	06/29/2010 1530				

Analyte	Result (ug/L)	Qualifier	MDL	RL
Antimony	0.10	I	0.070	2.0
Arsenic	0.58	I	0.21	5.0
Beryllium	0.12	I	0.080	1.0
Thallium	0.063	I V	0.020	1.0

7470A Mercury (CVAA)

Method:	7470A	Analysis Batch: 280-21138		Instrument ID:	MT_033
Preparation:	7470A	Prep Batch: 280-20913		Lab File ID:	100928AD2.txt
Dilution:	1.0			Initial Weight/Volume:	10 mL
Date Analyzed:	06/28/2010 2022			Final Weight/Volume:	10 mL
Date Prepared:	06/28/2010 1050				

Analyte	Result (ug/L)	Qualifier	MDL	RL
Mercury	0.027	U	0.027	0.20

Client: Waste Management

Job Number: 280-4797-1

Client Sample ID: **MW-3A**

Lab Sample ID: 280-4797-5

Client Matrix: WG

Date Sampled: 06/24/2010 1145

Date Received: 06/25/2010 1332

6010B Metals (ICP)-Total Recoverable

Method:	6010B	Analysis Batch: 280-21387		Instrument ID:	MT_025
Preparation:	3005A	Prep Batch: 280-21083		Lab File ID:	25A2063010.txt
Dilution:	1.0			Initial Weight/Volume:	50 mL
Date Analyzed:	06/30/2010 1601			Final Weight/Volume:	50 mL
Date Prepared:	06/29/2010 1530				

Analyte	Result (mg/L)	Qualifier	MDL	RL
Sodium	2.0		0.092	1.0

Analyte	Result (ug/L)	Qualifier	MDL	RL
Aluminum	1100		18	100
Barium	55		0.58	10
Cadmium	0.45	U	0.45	5.0
Manganese	8.0	I	0.25	10
Cobalt	0.58	I	0.12	10
Chromium	3.6	I	0.66	10
Copper	1.0	I	0.14	15
Nickel	1.3	U	1.3	40
Lead	2.6	U	2.6	9.0
Selenium	4.9	U	4.9	15
Iron	1400		22	100
Vanadium	4.3	I	1.1	10
Zinc	11	I	4.5	20
Silver	0.93	U	0.93	10

6020 Metals (ICP/MS)-Total Recoverable

Method:	6020	Analysis Batch: 280-22024		Instrument ID:	MT_024
Preparation:	3005A	Prep Batch: 280-21084		Lab File ID:	105SMPL.D
Dilution:	1.0			Initial Weight/Volume:	50 mL
Date Analyzed:	07/07/2010 0340			Final Weight/Volume:	50 mL
Date Prepared:	06/29/2010 1530				

Analyte	Result (ug/L)	Qualifier	MDL	RL
Antimony	0.070	U	0.070	2.0
Arsenic	0.21	U	0.21	5.0
Beryllium	0.12	I	0.080	1.0
Thallium	0.065	I V	0.020	1.0

7470A Mercury (CVAA)

Method:	7470A	Analysis Batch: 280-21138		Instrument ID:	MT_033
Preparation:	7470A	Prep Batch: 280-20913		Lab File ID:	100928AD2.txt
Dilution:	1.0			Initial Weight/Volume:	10 mL
Date Analyzed:	06/28/2010 2025			Final Weight/Volume:	10 mL
Date Prepared:	06/28/2010 1050				

Analyte	Result (ug/L)	Qualifier	MDL	RL
Mercury	0.027	U	0.027	0.20

Client: Waste Management

Job Number: 280-4797-1

Client Sample ID: **MW-3B**

Lab Sample ID: 280-4797-6

Client Matrix: WG

Date Sampled: 06/24/2010 1008

Date Received: 06/25/2010 1332

6010B Metals (ICP)-Total Recoverable

Method:	6010B	Analysis Batch: 280-21387		Instrument ID:	MT_025
Preparation:	3005A	Prep Batch: 280-21083		Lab File ID:	25A2063010.txt
Dilution:	1.0			Initial Weight/Volume:	50 mL
Date Analyzed:	06/30/2010 1604			Final Weight/Volume:	50 mL
Date Prepared:	06/29/2010 1530				

Analyte	Result (mg/L)	Qualifier	MDL	RL
Sodium	2.3		0.092	1.0

Analyte	Result (ug/L)	Qualifier	MDL	RL
Aluminum	690		18	100
Barium	62		0.58	10
Cadmium	0.45	U	0.45	5.0
Manganese	11		0.25	10
Cobalt	0.12	U	0.12	10
Chromium	2.7	I	0.66	10
Copper	0.43	I	0.14	15
Nickel	1.3	U	1.3	40
Lead	2.6	U	2.6	9.0
Selenium	4.9	U	4.9	15
Iron	470		22	100
Vanadium	3.3	I	1.1	10
Zinc	5.2	I	4.5	20
Silver	0.93	U	0.93	10

6020 Metals (ICP/MS)-Total Recoverable

Method:	6020	Analysis Batch: 280-22024		Instrument ID:	MT_024
Preparation:	3005A	Prep Batch: 280-21084		Lab File ID:	106SMPL.D
Dilution:	1.0			Initial Weight/Volume:	50 mL
Date Analyzed:	07/07/2010 0342			Final Weight/Volume:	50 mL
Date Prepared:	06/29/2010 1530				

Analyte	Result (ug/L)	Qualifier	MDL	RL
Antimony	0.070	U	0.070	2.0
Arsenic	0.49	I	0.21	5.0
Beryllium	0.080	U	0.080	1.0
Thallium	0.085	I V	0.020	1.0

7470A Mercury (CVAA)

Method:	7470A	Analysis Batch: 280-21138		Instrument ID:	MT_033
Preparation:	7470A	Prep Batch: 280-20913		Lab File ID:	100928AD2.txt
Dilution:	1.0			Initial Weight/Volume:	10 mL
Date Analyzed:	06/28/2010 2027			Final Weight/Volume:	10 mL
Date Prepared:	06/28/2010 1050				

Analyte	Result (ug/L)	Qualifier	MDL	RL
Mercury	0.027	U	0.027	0.20

Client: Waste Management

Job Number: 280-4797-1

Client Sample ID: **MW-4A**

Lab Sample ID: 280-4797-7

Client Matrix: WG

Date Sampled: 06/24/2010 1014

Date Received: 06/25/2010 1332

6010B Metals (ICP)-Total Recoverable

Method:	6010B	Analysis Batch: 280-21387		Instrument ID:	MT_025
Preparation:	3005A	Prep Batch: 280-21083		Lab File ID:	25A2063010.txt
Dilution:	1.0			Initial Weight/Volume:	50 mL
Date Analyzed:	06/30/2010 1606			Final Weight/Volume:	50 mL
Date Prepared:	06/29/2010 1530				

Analyte	Result (mg/L)	Qualifier	MDL	RL
Sodium	1.4		0.092	1.0

Analyte	Result (ug/L)	Qualifier	MDL	RL
Aluminum	140		18	100
Barium	22		0.58	10
Cadmium	0.45	U	0.45	5.0
Manganese	26		0.25	10
Cobalt	0.12	U	0.12	10
Chromium	0.72	I	0.66	10
Copper	0.23	I	0.14	15
Nickel	3.1	I	1.3	40
Lead	2.6	U	2.6	9.0
Selenium	4.9	U	4.9	15
Iron	82	I	22	100
Vanadium	1.1	U	1.1	10
Zinc	180		4.5	20
Silver	0.93	U	0.93	10

6020 Metals (ICP/MS)-Total Recoverable

Method:	6020	Analysis Batch: 280-22024		Instrument ID:	MT_024
Preparation:	3005A	Prep Batch: 280-21084		Lab File ID:	107SMPL.D
Dilution:	1.0			Initial Weight/Volume:	50 mL
Date Analyzed:	07/07/2010 0345			Final Weight/Volume:	50 mL
Date Prepared:	06/29/2010 1530				

Analyte	Result (ug/L)	Qualifier	MDL	RL
Antimony	0.12	I	0.070	2.0
Arsenic	0.22	I	0.21	5.0
Beryllium	0.083	I	0.080	1.0
Thallium	0.020	U	0.020	1.0

7470A Mercury (CVAA)

Method:	7470A	Analysis Batch: 280-21138		Instrument ID:	MT_033
Preparation:	7470A	Prep Batch: 280-20913		Lab File ID:	100928AD2.txt
Dilution:	1.0			Initial Weight/Volume:	10 mL
Date Analyzed:	06/28/2010 2029			Final Weight/Volume:	10 mL
Date Prepared:	06/28/2010 1050				

Analyte	Result (ug/L)	Qualifier	MDL	RL
Mercury	0.027	U	0.027	0.20

Client: Waste Management

Job Number: 280-4797-1

Client Sample ID: **MW-4B**

Lab Sample ID: 280-4797-8

Client Matrix: WG

Date Sampled: 06/24/2010 0942

Date Received: 06/25/2010 1332

6010B Metals (ICP)-Total Recoverable

Method:	6010B	Analysis Batch: 280-21387		Instrument ID:	MT_025
Preparation:	3005A	Prep Batch: 280-21083		Lab File ID:	25A2063010.txt
Dilution:	1.0			Initial Weight/Volume:	50 mL
Date Analyzed:	06/30/2010 1609			Final Weight/Volume:	50 mL
Date Prepared:	06/29/2010 1530				

Analyte	Result (mg/L)	Qualifier	MDL	RL
Sodium	1.2		0.092	1.0

Analyte	Result (ug/L)	Qualifier	MDL	RL
Aluminum	540		18	100
Barium	18		0.58	10
Cadmium	0.45	U	0.45	5.0
Manganese	14		0.25	10
Cobalt	0.12	U	0.12	10
Chromium	1.7	I	0.66	10
Copper	0.69	I	0.14	15
Nickel	2.7	I	1.3	40
Lead	2.6	U	2.6	9.0
Selenium	4.9	U	4.9	15
Iron	300		22	100
Vanadium	1.1	U	1.1	10
Zinc	6.9	I	4.5	20
Silver	0.93	U	0.93	10

6020 Metals (ICP/MS)-Total Recoverable

Method:	6020	Analysis Batch: 280-22024		Instrument ID:	MT_024
Preparation:	3005A	Prep Batch: 280-21084		Lab File ID:	108SMPL.D
Dilution:	1.0			Initial Weight/Volume:	50 mL
Date Analyzed:	07/07/2010 0348			Final Weight/Volume:	50 mL
Date Prepared:	06/29/2010 1530				

Analyte	Result (ug/L)	Qualifier	MDL	RL
Antimony	0.10	I	0.070	2.0
Arsenic	0.31	I	0.21	5.0
Beryllium	0.080	U	0.080	1.0
Thallium	0.020	U	0.020	1.0

7470A Mercury (CVAA)

Method:	7470A	Analysis Batch: 280-21138		Instrument ID:	MT_033
Preparation:	7470A	Prep Batch: 280-20913		Lab File ID:	100928AD2.txt
Dilution:	1.0			Initial Weight/Volume:	10 mL
Date Analyzed:	06/28/2010 2032			Final Weight/Volume:	10 mL
Date Prepared:	06/28/2010 1050				

Analyte	Result (ug/L)	Qualifier	MDL	RL
Mercury	0.027	U	0.027	0.20

Client: Waste Management

Job Number: 280-4797-1

Client Sample ID: **MW-5A**

Lab Sample ID: 280-4797-9

Client Matrix: WG

Date Sampled: 06/24/2010 0939

Date Received: 06/25/2010 1332

6010B Metals (ICP)-Total Recoverable

Method:	6010B	Analysis Batch: 280-21387		Instrument ID:	MT_025
Preparation:	3005A	Prep Batch: 280-21083		Lab File ID:	25A2063010.txt
Dilution:	1.0			Initial Weight/Volume:	50 mL
Date Analyzed:	06/30/2010 1611			Final Weight/Volume:	50 mL
Date Prepared:	06/29/2010 1530				

Analyte	Result (mg/L)	Qualifier	MDL	RL
Sodium	2.0		0.092	1.0

Analyte	Result (ug/L)	Qualifier	MDL	RL
Aluminum	160		18	100
Barium	40		0.58	10
Cadmium	0.45	U	0.45	5.0
Manganese	13		0.25	10
Cobalt	0.33	I	0.12	10
Chromium	1.5	I	0.66	10
Copper	0.29	I	0.14	15
Nickel	1.3	U	1.3	40
Lead	2.6	U	2.6	9.0
Selenium	4.9	U	4.9	15
Iron	40	I	22	100
Vanadium	1.1	U	1.1	10
Zinc	22		4.5	20
Silver	0.93	U	0.93	10

6020 Metals (ICP/MS)-Total Recoverable

Method:	6020	Analysis Batch: 280-22024		Instrument ID:	MT_024
Preparation:	3005A	Prep Batch: 280-21084		Lab File ID:	109SMPL.D
Dilution:	1.0			Initial Weight/Volume:	50 mL
Date Analyzed:	07/07/2010 0351			Final Weight/Volume:	50 mL
Date Prepared:	06/29/2010 1530				

Analyte	Result (ug/L)	Qualifier	MDL	RL
Antimony	0.070	U	0.070	2.0
Arsenic	0.21	U	0.21	5.0
Beryllium	0.084	I	0.080	1.0
Thallium	0.036	I V	0.020	1.0

7470A Mercury (CVAA)

Method:	7470A	Analysis Batch: 280-21138		Instrument ID:	MT_033
Preparation:	7470A	Prep Batch: 280-20913		Lab File ID:	100928AD2.txt
Dilution:	1.0			Initial Weight/Volume:	10 mL
Date Analyzed:	06/28/2010 2034			Final Weight/Volume:	10 mL
Date Prepared:	06/28/2010 1050				

Analyte	Result (ug/L)	Qualifier	MDL	RL
Mercury	0.027	U	0.027	0.20

Client: Waste Management

Job Number: 280-4797-1

Client Sample ID: **MW-5B**

Lab Sample ID: 280-4797-10

Client Matrix: WG

Date Sampled: 06/24/2010 0848

Date Received: 06/25/2010 1332

6010B Metals (ICP)-Total Recoverable

Method:	6010B	Analysis Batch: 280-21387		Instrument ID:	MT_025
Preparation:	3005A	Prep Batch: 280-21083		Lab File ID:	25A2063010.txt
Dilution:	1.0			Initial Weight/Volume:	50 mL
Date Analyzed:	06/30/2010 1613			Final Weight/Volume:	50 mL
Date Prepared:	06/29/2010 1530				

Analyte	Result (mg/L)	Qualifier	MDL	RL
Sodium	4.1		0.092	1.0

Analyte	Result (ug/L)	Qualifier	MDL	RL
Aluminum	1600		18	100
Barium	26		0.58	10
Cadmium	0.45	U	0.45	5.0
Manganese	11		0.25	10
Cobalt	0.12	U	0.12	10
Chromium	5.1	I	0.66	10
Copper	1.3	I	0.14	15
Nickel	2.0	I	1.3	40
Lead	2.6	U	2.6	9.0
Selenium	4.9	U	4.9	15
Iron	950		22	100
Vanadium	5.0	I	1.1	10
Zinc	8.0	I	4.5	20
Silver	0.93	U	0.93	10

6020 Metals (ICP/MS)-Total Recoverable

Method:	6020	Analysis Batch: 280-22024		Instrument ID:	MT_024
Preparation:	3005A	Prep Batch: 280-21084		Lab File ID:	110SMPL.D
Dilution:	1.0			Initial Weight/Volume:	50 mL
Date Analyzed:	07/07/2010 0354			Final Weight/Volume:	50 mL
Date Prepared:	06/29/2010 1530				

Analyte	Result (ug/L)	Qualifier	MDL	RL
Antimony	0.17	I	0.070	2.0
Arsenic	6.1		0.21	5.0
Beryllium	0.080	U	0.080	1.0
Thallium	0.22	I V	0.020	1.0

7470A Mercury (CVAA)

Method:	7470A	Analysis Batch: 280-21138		Instrument ID:	MT_033
Preparation:	7470A	Prep Batch: 280-20913		Lab File ID:	100928AD2.txt
Dilution:	1.0			Initial Weight/Volume:	10 mL
Date Analyzed:	06/28/2010 2036			Final Weight/Volume:	10 mL
Date Prepared:	06/28/2010 1050				

Analyte	Result (ug/L)	Qualifier	MDL	RL
Mercury	0.027	U	0.027	0.20

Client: Waste Management

Job Number: 280-4797-1

Client Sample ID: **MW-6AR**

Lab Sample ID: 280-4797-11

Client Matrix: WG

Date Sampled: 06/24/2010 1340

Date Received: 06/25/2010 1332

6010B Metals (ICP)-Total Recoverable

Method:	6010B	Analysis Batch: 280-21387		Instrument ID:	MT_025
Preparation:	3005A	Prep Batch: 280-21083		Lab File ID:	25A2063010.txt
Dilution:	1.0			Initial Weight/Volume:	50 mL
Date Analyzed:	06/30/2010 1616			Final Weight/Volume:	50 mL
Date Prepared:	06/29/2010 1530				

Analyte	Result (mg/L)	Qualifier	MDL	RL
Sodium	11		0.092	1.0

Analyte	Result (ug/L)	Qualifier	MDL	RL
Aluminum	67	I	18	100
Barium	16		0.58	10
Cadmium	0.45	U	0.45	5.0
Manganese	4.5	I	0.25	10
Cobalt	0.12	U	0.12	10
Chromium	1.2	I	0.66	10
Copper	0.14	U	0.14	15
Nickel	1.3	U	1.3	40
Lead	2.6	U	2.6	9.0
Selenium	4.9	U	4.9	15
Iron	33	I	22	100
Vanadium	1.1	U	1.1	10
Zinc	4.5	U	4.5	20
Silver	0.93	U	0.93	10

6020 Metals (ICP/MS)-Total Recoverable

Method:	6020	Analysis Batch: 280-22024		Instrument ID:	MT_024
Preparation:	3005A	Prep Batch: 280-21084		Lab File ID:	111SMPL.D
Dilution:	1.0			Initial Weight/Volume:	50 mL
Date Analyzed:	07/07/2010 0356			Final Weight/Volume:	50 mL
Date Prepared:	06/29/2010 1530				

Analyte	Result (ug/L)	Qualifier	MDL	RL
Antimony	0.070	U	0.070	2.0
Arsenic	0.21	U	0.21	5.0
Beryllium	0.080	U	0.080	1.0
Thallium	0.063	I V	0.020	1.0

7470A Mercury (CVAA)

Method:	7470A	Analysis Batch: 280-21138		Instrument ID:	MT_033
Preparation:	7470A	Prep Batch: 280-20913		Lab File ID:	100928AD2.txt
Dilution:	1.0			Initial Weight/Volume:	10 mL
Date Analyzed:	06/28/2010 2043			Final Weight/Volume:	10 mL
Date Prepared:	06/28/2010 1050				

Analyte	Result (ug/L)	Qualifier	MDL	RL
Mercury	0.027	U	0.027	0.20

Client: Waste Management

Job Number: 280-4797-1

Client Sample ID: **MW-6BR**

Lab Sample ID: 280-4797-12

Client Matrix: WG

Date Sampled: 06/24/2010 1306

Date Received: 06/25/2010 1332

6010B Metals (ICP)-Total Recoverable

Method:	6010B	Analysis Batch: 280-21387		Instrument ID:	MT_025
Preparation:	3005A	Prep Batch: 280-21083		Lab File ID:	25A2063010.txt
Dilution:	1.0			Initial Weight/Volume:	50 mL
Date Analyzed:	06/30/2010 1628			Final Weight/Volume:	50 mL
Date Prepared:	06/29/2010 1530				

Analyte	Result (mg/L)	Qualifier	MDL	RL
Sodium	6.0		0.092	1.0

Analyte	Result (ug/L)	Qualifier	MDL	RL
Aluminum	1100		18	100
Barium	15		0.58	10
Cadmium	0.45	U	0.45	5.0
Manganese	140		0.25	10
Cobalt	0.34	I	0.12	10
Chromium	44		0.66	10
Copper	1.2	I	0.14	15
Nickel	5.2	I	1.3	40
Lead	2.6	U	2.6	9.0
Selenium	4.9	U	4.9	15
Iron	1600		22	100
Vanadium	9.6	I	1.1	10
Zinc	10	I	4.5	20
Silver	0.93	U	0.93	10

6020 Metals (ICP/MS)-Total Recoverable

Method:	6020	Analysis Batch: 280-22024		Instrument ID:	MT_024
Preparation:	3005A	Prep Batch: 280-21084		Lab File ID:	112SMPL.D
Dilution:	1.0			Initial Weight/Volume:	50 mL
Date Analyzed:	07/07/2010 0359			Final Weight/Volume:	50 mL
Date Prepared:	06/29/2010 1530				

Analyte	Result (ug/L)	Qualifier	MDL	RL
Antimony	0.11	I	0.070	2.0
Arsenic	1.9	I	0.21	5.0
Beryllium	0.080	U	0.080	1.0
Thallium	0.27	I V	0.020	1.0

7470A Mercury (CVAA)

Method:	7470A	Analysis Batch: 280-21138		Instrument ID:	MT_033
Preparation:	7470A	Prep Batch: 280-20913		Lab File ID:	100928AD2.txt
Dilution:	1.0			Initial Weight/Volume:	10 mL
Date Analyzed:	06/28/2010 2045			Final Weight/Volume:	10 mL
Date Prepared:	06/28/2010 1050				

Analyte	Result (ug/L)	Qualifier	MDL	RL
Mercury	0.027	U	0.027	0.20

Client: Waste Management

Job Number: 280-4797-1

Client Sample ID: **MW-7A**

Lab Sample ID: 280-4797-13

Client Matrix: WG

Date Sampled: 06/24/2010 0824

Date Received: 06/25/2010 1332

6010B Metals (ICP)-Total Recoverable

Method:	6010B	Analysis Batch: 280-21387		Instrument ID:	MT_025
Preparation:	3005A	Prep Batch: 280-21083		Lab File ID:	25A2063010.txt
Dilution:	1.0			Initial Weight/Volume:	50 mL
Date Analyzed:	06/30/2010 1630			Final Weight/Volume:	50 mL
Date Prepared:	06/29/2010 1530				

Analyte	Result (mg/L)	Qualifier	MDL	RL
Sodium	5.6		0.092	1.0

Analyte	Result (ug/L)	Qualifier	MDL	RL
Aluminum	23	I	18	100
Barium	11		0.58	10
Cadmium	0.45	U	0.45	5.0
Manganese	0.28	I	0.25	10
Cobalt	0.12	U	0.12	10
Chromium	0.97	I	0.66	10
Copper	0.96	I	0.14	15
Nickel	1.5	I	1.3	40
Lead	2.6	U	2.6	9.0
Selenium	4.9	U	4.9	15
Iron	22	U	22	100
Vanadium	1.1	U	1.1	10
Zinc	4.5	U	4.5	20
Silver	0.93	U	0.93	10

6020 Metals (ICP/MS)-Total Recoverable

Method:	6020	Analysis Batch: 280-22024		Instrument ID:	MT_024
Preparation:	3005A	Prep Batch: 280-21084		Lab File ID:	115SMPL.D
Dilution:	1.0			Initial Weight/Volume:	50 mL
Date Analyzed:	07/07/2010 0408			Final Weight/Volume:	50 mL
Date Prepared:	06/29/2010 1530				

Analyte	Result (ug/L)	Qualifier	MDL	RL
Antimony	0.070	U	0.070	2.0
Arsenic	0.21	U	0.21	5.0
Beryllium	0.080	U	0.080	1.0
Thallium	0.088	I V	0.020	1.0

7470A Mercury (CVAA)

Method:	7470A	Analysis Batch: 280-21138		Instrument ID:	MT_033
Preparation:	7470A	Prep Batch: 280-20913		Lab File ID:	100928AD2.txt
Dilution:	1.0			Initial Weight/Volume:	10 mL
Date Analyzed:	06/28/2010 2048			Final Weight/Volume:	10 mL
Date Prepared:	06/28/2010 1050				

Analyte	Result (ug/L)	Qualifier	MDL	RL
Mercury	0.027	U	0.027	0.20

Client: Waste Management

Job Number: 280-4797-1

Client Sample ID: **MW-7B**

Lab Sample ID: 280-4797-14

Client Matrix: WG

Date Sampled: 06/24/2010 0859

Date Received: 06/25/2010 1332

6010B Metals (ICP)-Total Recoverable

Method:	6010B	Analysis Batch: 280-21387		Instrument ID:	MT_025
Preparation:	3005A	Prep Batch: 280-21083		Lab File ID:	25A2063010.txt
Dilution:	1.0			Initial Weight/Volume:	50 mL
Date Analyzed:	06/30/2010 1632			Final Weight/Volume:	50 mL
Date Prepared:	06/29/2010 1530				

Analyte	Result (mg/L)	Qualifier	MDL	RL
Sodium	6.4		0.092	1.0

Analyte	Result (ug/L)	Qualifier	MDL	RL
Aluminum	410		18	100
Barium	5.5	I	0.58	10
Cadmium	0.45	U	0.45	5.0
Manganese	3.7	I	0.25	10
Cobalt	0.12	U	0.12	10
Chromium	2.0	I	0.66	10
Copper	0.46	I	0.14	15
Nickel	1.3	U	1.3	40
Lead	2.6	U	2.6	9.0
Selenium	4.9	U	4.9	15
Iron	270		22	100
Vanadium	1.2	I	1.1	10
Zinc	5.8	I	4.5	20
Silver	0.93	U	0.93	10

6020 Metals (ICP/MS)-Total Recoverable

Method:	6020	Analysis Batch: 280-22024		Instrument ID:	MT_024
Preparation:	3005A	Prep Batch: 280-21084		Lab File ID:	116SMPL.D
Dilution:	1.0			Initial Weight/Volume:	50 mL
Date Analyzed:	07/07/2010 0410			Final Weight/Volume:	50 mL
Date Prepared:	06/29/2010 1530				

Analyte	Result (ug/L)	Qualifier	MDL	RL
Antimony	0.070	U	0.070	2.0
Arsenic	1.9	I	0.21	5.0
Beryllium	0.080	U	0.080	1.0
Thallium	0.038	I V	0.020	1.0

7470A Mercury (CVAA)

Method:	7470A	Analysis Batch: 280-21138		Instrument ID:	MT_033
Preparation:	7470A	Prep Batch: 280-20913		Lab File ID:	100928AD2.txt
Dilution:	1.0			Initial Weight/Volume:	10 mL
Date Analyzed:	06/28/2010 2050			Final Weight/Volume:	10 mL
Date Prepared:	06/28/2010 1050				

Analyte	Result (ug/L)	Qualifier	MDL	RL
Mercury	0.027	U	0.027	0.20

Client: Waste Management

Job Number: 280-4797-1

Client Sample ID: **MW-8R**

Lab Sample ID: 280-4797-15

Client Matrix: WG

Date Sampled: 06/24/2010 0630

Date Received: 06/25/2010 1332

6010B Metals (ICP)-Total Recoverable

Method:	6010B	Analysis Batch: 280-21387		Instrument ID:	MT_025
Preparation:	3005A	Prep Batch: 280-21083		Lab File ID:	25A2063010.txt
Dilution:	1.0			Initial Weight/Volume:	50 mL
Date Analyzed:	06/30/2010 1635			Final Weight/Volume:	50 mL
Date Prepared:	06/29/2010 1530				

Analyte	Result (mg/L)	Qualifier	MDL	RL
Sodium	25		0.092	1.0

Analyte	Result (ug/L)	Qualifier	MDL	RL
Aluminum	23	I	18	100
Barium	5.8	I	0.58	10
Cadmium	0.45	U	0.45	5.0
Manganese	0.45	I	0.25	10
Cobalt	0.12	U	0.12	10
Chromium	0.66	U	0.66	10
Copper	0.74	I	0.14	15
Nickel	1.3	U	1.3	40
Lead	2.6	U	2.6	9.0
Selenium	4.9	U	4.9	15
Iron	23	I	22	100
Vanadium	2.1	I	1.1	10
Zinc	4.5	U	4.5	20
Silver	0.93	U	0.93	10

6020 Metals (ICP/MS)-Total Recoverable

Method:	6020	Analysis Batch: 280-22024		Instrument ID:	MT_024
Preparation:	3005A	Prep Batch: 280-21084		Lab File ID:	117SMPL.D
Dilution:	1.0			Initial Weight/Volume:	50 mL
Date Analyzed:	07/07/2010 0413			Final Weight/Volume:	50 mL
Date Prepared:	06/29/2010 1530				

Analyte	Result (ug/L)	Qualifier	MDL	RL
Antimony	0.43	I	0.070	2.0
Arsenic	1.1	I	0.21	5.0
Beryllium	0.080	U	0.080	1.0
Thallium	0.049	I V	0.020	1.0

7470A Mercury (CVAA)

Method:	7470A	Analysis Batch: 280-21138		Instrument ID:	MT_033
Preparation:	7470A	Prep Batch: 280-20913		Lab File ID:	100928AD2.txt
Dilution:	1.0			Initial Weight/Volume:	10 mL
Date Analyzed:	06/28/2010 2052			Final Weight/Volume:	10 mL
Date Prepared:	06/28/2010 1050				

Analyte	Result (ug/L)	Qualifier	MDL	RL
Mercury	0.027	U	0.027	0.20

Client: Waste Management

Job Number: 280-4797-1

Client Sample ID: **MW-FL1**

Lab Sample ID: 280-4797-16

Client Matrix: WG

Date Sampled: 06/24/2010 1031

Date Received: 06/25/2010 1332

6010B Metals (ICP)-Total Recoverable

Method:	6010B	Analysis Batch: 280-21387		Instrument ID:	MT_025
Preparation:	3005A	Prep Batch: 280-21083		Lab File ID:	25A2063010.txt
Dilution:	1.0			Initial Weight/Volume:	50 mL
Date Analyzed:	06/30/2010 1637			Final Weight/Volume:	50 mL
Date Prepared:	06/29/2010 1530				

Analyte	Result (mg/L)	Qualifier	MDL	RL
Sodium	5.4		0.092	1.0

Analyte	Result (ug/L)	Qualifier	MDL	RL
Aluminum	510		18	100
Barium	45		0.58	10
Cadmium	0.45	U	0.45	5.0
Manganese	21		0.25	10
Cobalt	0.29	I	0.12	10
Chromium	3.6	I	0.66	10
Copper	0.79	I	0.14	15
Nickel	1.4	I	1.3	40
Lead	2.6	U	2.6	9.0
Selenium	4.9	U	4.9	15
Iron	420		22	100
Vanadium	2.4	I	1.1	10
Zinc	5.3	I	4.5	20
Silver	0.93	U	0.93	10

6020 Metals (ICP/MS)-Total Recoverable

Method:	6020	Analysis Batch: 280-22024		Instrument ID:	MT_024
Preparation:	3005A	Prep Batch: 280-21084		Lab File ID:	118SMPL.D
Dilution:	1.0			Initial Weight/Volume:	50 mL
Date Analyzed:	07/07/2010 0416			Final Weight/Volume:	50 mL
Date Prepared:	06/29/2010 1530				

Analyte	Result (ug/L)	Qualifier	MDL	RL
Antimony	0.090	I	0.070	2.0
Arsenic	0.48	I	0.21	5.0
Beryllium	0.080	U	0.080	1.0
Thallium	0.12	I V	0.020	1.0

7470A Mercury (CVAA)

Method:	7470A	Analysis Batch: 280-21138		Instrument ID:	MT_033
Preparation:	7470A	Prep Batch: 280-20913		Lab File ID:	100928AD2.txt
Dilution:	1.0			Initial Weight/Volume:	10 mL
Date Analyzed:	06/28/2010 2055			Final Weight/Volume:	10 mL
Date Prepared:	06/28/2010 1050				

Analyte	Result (ug/L)	Qualifier	MDL	RL
Mercury	0.027	U	0.027	0.20

Client: Waste Management

Job Number: 280-4797-1

Client Sample ID: **MW-FL2R**

Lab Sample ID: 280-4797-17

Client Matrix: WG

Date Sampled: 06/24/2010 1111

Date Received: 06/25/2010 1332

6010B Metals (ICP)-Total Recoverable

Method:	6010B	Analysis Batch: 280-21387		Instrument ID:	MT_025
Preparation:	3005A	Prep Batch: 280-21083		Lab File ID:	25A2063010.txt
Dilution:	1.0			Initial Weight/Volume:	50 mL
Date Analyzed:	06/30/2010 1640			Final Weight/Volume:	50 mL
Date Prepared:	06/29/2010 1530				

Analyte	Result (mg/L)	Qualifier	MDL	RL
Sodium	1.4		0.092	1.0

Analyte	Result (ug/L)	Qualifier	MDL	RL
Aluminum	3000		18	100
Barium	31		0.58	10
Cadmium	0.45	U	0.45	5.0
Manganese	2.6	I	0.25	10
Cobalt	0.33	I	0.12	10
Chromium	23		0.66	10
Copper	2.7	I	0.14	15
Nickel	1.3	U	1.3	40
Lead	2.6	U	2.6	9.0
Selenium	4.9	U	4.9	15
Iron	290		22	100
Vanadium	20		1.1	10
Zinc	4.8	I	4.5	20
Silver	0.93	U	0.93	10

6020 Metals (ICP/MS)-Total Recoverable

Method:	6020	Analysis Batch: 280-22024		Instrument ID:	MT_024
Preparation:	3005A	Prep Batch: 280-21084		Lab File ID:	119SMPL.D
Dilution:	1.0			Initial Weight/Volume:	50 mL
Date Analyzed:	07/07/2010 0419			Final Weight/Volume:	50 mL
Date Prepared:	06/29/2010 1530				

Analyte	Result (ug/L)	Qualifier	MDL	RL
Antimony	0.51	I	0.070	2.0
Arsenic	1.7	I	0.21	5.0
Beryllium	0.080	U	0.080	1.0
Thallium	0.021	I V	0.020	1.0

7470A Mercury (CVAA)

Method:	7470A	Analysis Batch: 280-21138		Instrument ID:	MT_033
Preparation:	7470A	Prep Batch: 280-20913		Lab File ID:	100928AD2.txt
Dilution:	1.0			Initial Weight/Volume:	10 mL
Date Analyzed:	06/28/2010 2057			Final Weight/Volume:	10 mL
Date Prepared:	06/28/2010 1050				

Analyte	Result (ug/L)	Qualifier	MDL	RL
Mercury	0.027	U	0.027	0.20

Client: Waste Management

Job Number: 280-4797-1

Client Sample ID: **MW-FL3**

Lab Sample ID: 280-4797-18

Client Matrix: WG

Date Sampled: 06/24/2010 1234

Date Received: 06/25/2010 1332

6010B Metals (ICP)-Total Recoverable

Method:	6010B	Analysis Batch: 280-21387		Instrument ID:	MT_025
Preparation:	3005A	Prep Batch: 280-21083		Lab File ID:	25A2063010.txt
Dilution:	1.0			Initial Weight/Volume:	50 mL
Date Analyzed:	06/30/2010 1642			Final Weight/Volume:	50 mL
Date Prepared:	06/29/2010 1530				

Analyte	Result (mg/L)	Qualifier	MDL	RL
Sodium	5.0		0.092	1.0

Analyte	Result (ug/L)	Qualifier	MDL	RL
Aluminum	480		18	100
Barium	34		0.58	10
Cadmium	0.45	U	0.45	5.0
Manganese	72		0.25	10
Cobalt	0.12	U	0.12	10
Chromium	3.0	I	0.66	10
Copper	1.2	I	0.14	15
Nickel	1.3	U	1.3	40
Lead	2.6	U	2.6	9.0
Selenium	4.9	U	4.9	15
Iron	460		22	100
Vanadium	1.8	I	1.1	10
Zinc	6.1	I	4.5	20
Silver	0.93	U	0.93	10

6020 Metals (ICP/MS)-Total Recoverable

Method:	6020	Analysis Batch: 280-22024		Instrument ID:	MT_024
Preparation:	3005A	Prep Batch: 280-21084		Lab File ID:	120SMPL.D
Dilution:	1.0			Initial Weight/Volume:	50 mL
Date Analyzed:	07/07/2010 0421			Final Weight/Volume:	50 mL
Date Prepared:	06/29/2010 1530				

Analyte	Result (ug/L)	Qualifier	MDL	RL
Antimony	0.071	I	0.070	2.0
Arsenic	1.0	I	0.21	5.0
Beryllium	0.080	U	0.080	1.0
Thallium	0.058	I V	0.020	1.0

7470A Mercury (CVAA)

Method:	7470A	Analysis Batch: 280-21138		Instrument ID:	MT_033
Preparation:	7470A	Prep Batch: 280-20913		Lab File ID:	100928AD2.txt
Dilution:	1.0			Initial Weight/Volume:	10 mL
Date Analyzed:	06/28/2010 2059			Final Weight/Volume:	10 mL
Date Prepared:	06/28/2010 1050				

Analyte	Result (ug/L)	Qualifier	MDL	RL
Mercury	0.027	U	0.027	0.20

Client: Waste Management

Job Number: 280-4797-1

Client Sample ID: **Equipment Blank**

Lab Sample ID: 280-4797-19EB

Client Matrix: WQ

Date Sampled: 06/24/2010 1430

Date Received: 06/25/2010 1332

6010B Metals (ICP)-Total Recoverable

Method:	6010B	Analysis Batch: 280-21387		Instrument ID:	MT_025
Preparation:	3005A	Prep Batch: 280-21083		Lab File ID:	25A2063010.txt
Dilution:	1.0			Initial Weight/Volume:	50 mL
Date Analyzed:	06/30/2010 1645			Final Weight/Volume:	50 mL
Date Prepared:	06/29/2010 1530				

Analyte	Result (mg/L)	Qualifier	MDL	RL
Sodium	0.092	U	0.092	1.0

Analyte	Result (ug/L)	Qualifier	MDL	RL
Aluminum	18	U	18	100
Barium	0.58	U	0.58	10
Cadmium	0.45	U	0.45	5.0
Manganese	0.25	U	0.25	10
Cobalt	0.12	U	0.12	10
Chromium	0.66	U	0.66	10
Copper	0.14	U	0.14	15
Nickel	1.3	U	1.3	40
Lead	2.6	U	2.6	9.0
Selenium	4.9	U	4.9	15
Iron	22	U	22	100
Vanadium	1.1	U	1.1	10
Zinc	4.5	U	4.5	20
Silver	0.93	U	0.93	10

6020 Metals (ICP/MS)-Total Recoverable

Method:	6020	Analysis Batch: 280-22024		Instrument ID:	MT_024
Preparation:	3005A	Prep Batch: 280-21084		Lab File ID:	121SMPL.D
Dilution:	1.0			Initial Weight/Volume:	50 mL
Date Analyzed:	07/07/2010 0424			Final Weight/Volume:	50 mL
Date Prepared:	06/29/2010 1530				

Analyte	Result (ug/L)	Qualifier	MDL	RL
Antimony	0.070	U	0.070	2.0
Arsenic	0.21	U	0.21	5.0
Beryllium	0.080	U	0.080	1.0
Thallium	0.020	U	0.020	1.0

7470A Mercury (CVAA)

Method:	7470A	Analysis Batch: 280-21138		Instrument ID:	MT_033
Preparation:	7470A	Prep Batch: 280-20913		Lab File ID:	100928AD2.txt
Dilution:	1.0			Initial Weight/Volume:	10 mL
Date Analyzed:	06/28/2010 2102			Final Weight/Volume:	10 mL
Date Prepared:	06/28/2010 1050				

Analyte	Result (ug/L)	Qualifier	MDL	RL
Mercury	0.027	U	0.027	0.20

Client: Waste Management

Job Number: 280-4797-1

Client Sample ID: **Field Blank**

Lab Sample ID: 280-4797-20FB

Client Matrix: WQ

Date Sampled: 06/24/2010 1420

Date Received: 06/25/2010 1332

6010B Metals (ICP)-Total Recoverable

Method:	6010B	Analysis Batch: 280-21387		Instrument ID:	MT_025
Preparation:	3005A	Prep Batch: 280-21083		Lab File ID:	25A2063010.txt
Dilution:	1.0			Initial Weight/Volume:	50 mL
Date Analyzed:	06/30/2010 1647			Final Weight/Volume:	50 mL
Date Prepared:	06/29/2010 1530				

Analyte	Result (mg/L)	Qualifier	MDL	RL
Sodium	0.092	U	0.092	1.0

Analyte	Result (ug/L)	Qualifier	MDL	RL
Aluminum	18	U	18	100
Barium	0.58	U	0.58	10
Cadmium	0.45	U	0.45	5.0
Manganese	0.25	U	0.25	10
Cobalt	0.12	U	0.12	10
Chromium	0.66	U	0.66	10
Copper	0.14	U	0.14	15
Nickel	1.3	U	1.3	40
Lead	2.6	U	2.6	9.0
Selenium	4.9	U	4.9	15
Iron	22	U	22	100
Vanadium	1.1	U	1.1	10
Zinc	4.5	U	4.5	20
Silver	0.93	U	0.93	10

6020 Metals (ICP/MS)-Total Recoverable

Method:	6020	Analysis Batch: 280-22024		Instrument ID:	MT_024
Preparation:	3005A	Prep Batch: 280-21084		Lab File ID:	122SMPL.D
Dilution:	1.0			Initial Weight/Volume:	50 mL
Date Analyzed:	07/07/2010 0427			Final Weight/Volume:	50 mL
Date Prepared:	06/29/2010 1530				

Analyte	Result (ug/L)	Qualifier	MDL	RL
Antimony	0.070	U	0.070	2.0
Arsenic	0.21	U	0.21	5.0
Beryllium	0.080	U	0.080	1.0
Thallium	0.020	U	0.020	1.0

7470A Mercury (CVAA)

Method:	7470A	Analysis Batch: 280-21138		Instrument ID:	MT_033
Preparation:	7470A	Prep Batch: 280-20913		Lab File ID:	100928AD2.txt
Dilution:	1.0			Initial Weight/Volume:	10 mL
Date Analyzed:	06/28/2010 2104			Final Weight/Volume:	10 mL
Date Prepared:	06/28/2010 1050				

Analyte	Result (ug/L)	Qualifier	MDL	RL
Mercury	0.027	U	0.027	0.20

General Chemistry

Client Sample ID: **MW-1A**

Lab Sample ID: 280-4797-1 Date Sampled: 06/24/2010 1403
Client Matrix: WG Date Received: 06/25/2010 1332

Analyte	Result	Qual	Units	MDL	RL	Dil	Method
Chloride	10		mg/L	0.25	3.0	1.0	300.0
Analysis Batch: 280-20936	Date Analyzed: 06/25/2010 1533						
Nitrate as N	9.7		mg/L	0.042	0.50	1.0	300.0
Analysis Batch: 280-20935	Date Analyzed: 06/25/2010 1533						
Ammonia as N	0.022	U	mg/L	0.022	0.10	1.0	350.1
Analysis Batch: 280-21498	Date Analyzed: 07/01/2010 1531						
Total Dissolved Solids	260	V	mg/L	4.7	10	1.0	SM 2540C
Analysis Batch: 280-21174	Date Analyzed: 06/30/2010 0817						

Analyte	Result	Qual	Units	RL	RL	Dil	Method
Color	5.0	U	PCU	5.0	5.0	1.0	SM 2120B
Analysis Batch: 280-20853	Date Analyzed: 06/25/2010 1545						

General Chemistry

Client Sample ID: **MW-1B**

Lab Sample ID: 280-4797-2 Date Sampled: 06/24/2010 1328
Client Matrix: WG Date Received: 06/25/2010 1332

Analyte	Result	Qual	Units	MDL	RL	Dil	Method
Chloride	6.3		mg/L	0.25	3.0	1.0	300.0
Analysis Batch: 280-20936	Date Analyzed: 06/25/2010 1625						
Nitrate as N	0.050	I	mg/L	0.042	0.50	1.0	300.0
Analysis Batch: 280-20935	Date Analyzed: 06/25/2010 1625						
Ammonia as N	0.022	U	mg/L	0.022	0.10	1.0	350.1
Analysis Batch: 280-21498	Date Analyzed: 07/01/2010 1535						
Total Dissolved Solids	100	V	mg/L	4.7	10	1.0	SM 2540C
Analysis Batch: 280-21174	Date Analyzed: 06/30/2010 0817						

Analyte	Result	Qual	Units	RL	RL	Dil	Method
Color	5.0	U	PCU	5.0	5.0	1.0	SM 2120B
Analysis Batch: 280-20853	Date Analyzed: 06/25/2010 1545						

General Chemistry

Client Sample ID: **MW-2AR**

Lab Sample ID: 280-4797-3

Client Matrix: WG

Date Sampled: 06/24/2010 1150

Date Received: 06/25/2010 1332

Analyte	Result	Qual	Units	MDL	RL	Dil	Method
Chloride	3.3		mg/L	0.25	3.0	1.0	300.0
Analysis Batch: 280-20936	Date Analyzed: 06/25/2010 1642						
Nitrate as N	0.92		mg/L	0.042	0.50	1.0	300.0
Analysis Batch: 280-20935	Date Analyzed: 06/25/2010 1642						
Ammonia as N	0.022	U	mg/L	0.022	0.10	1.0	350.1
Analysis Batch: 280-21498	Date Analyzed: 07/01/2010 1537						
Total Dissolved Solids	34	V	mg/L	4.7	10	1.0	SM 2540C
Analysis Batch: 280-21174	Date Analyzed: 06/30/2010 0817						

Analyte	Result	Qual	Units	RL	RL	Dil	Method
Color	5.0	U	PCU	5.0	5.0	1.0	SM 2120B
Analysis Batch: 280-20853	Date Analyzed: 06/25/2010 1545						

General Chemistry

Client Sample ID: **MW-2B**

Lab Sample ID: 280-4797-4 Date Sampled: 06/24/2010 1227
Client Matrix: WG Date Received: 06/25/2010 1332

Analyte	Result	Qual	Units	MDL	RL	Dil	Method
Chloride	5.3		mg/L	0.25	3.0	1.0	300.0
Analysis Batch: 280-20936	Date Analyzed: 06/25/2010 1659						
Nitrate as N	0.51		mg/L	0.042	0.50	1.0	300.0
Analysis Batch: 280-20935	Date Analyzed: 06/25/2010 1659						
Ammonia as N	0.022	U	mg/L	0.022	0.10	1.0	350.1
Analysis Batch: 280-21498	Date Analyzed: 07/01/2010 1538						
Total Dissolved Solids	100	V	mg/L	4.7	10	1.0	SM 2540C
Analysis Batch: 280-21174	Date Analyzed: 06/30/2010 0817						

Analyte	Result	Qual	Units	RL	RL	Dil	Method
Color	5.0	U	PCU	5.0	5.0	1.0	SM 2120B
Analysis Batch: 280-20853	Date Analyzed: 06/25/2010 1545						

General Chemistry

Client Sample ID: **MW-3A**

Lab Sample ID: 280-4797-5 Date Sampled: 06/24/2010 1145
Client Matrix: WG Date Received: 06/25/2010 1332

Analyte	Result	Qual	Units	MDL	RL	Dil	Method
Chloride	3.1		mg/L	0.25	3.0	1.0	300.0
Analysis Batch: 280-20936	Date Analyzed: 06/25/2010 1717						
Nitrate as N	3.2		mg/L	0.042	0.50	1.0	300.0
Analysis Batch: 280-20935	Date Analyzed: 06/25/2010 1717						
Ammonia as N	0.032	I	mg/L	0.022	0.10	1.0	350.1
Analysis Batch: 280-21498	Date Analyzed: 07/01/2010 1540						
Total Dissolved Solids	81	V	mg/L	4.7	10	1.0	SM 2540C
Analysis Batch: 280-21174	Date Analyzed: 06/30/2010 0817						

Analyte	Result	Qual	Units	RL	RL	Dil	Method
Color	5.0	U	PCU	5.0	5.0	1.0	SM 2120B
Analysis Batch: 280-20853	Date Analyzed: 06/25/2010 1545						

General Chemistry

Client Sample ID: **MW-3B**

Lab Sample ID: 280-4797-6 Date Sampled: 06/24/2010 1008
Client Matrix: WG Date Received: 06/25/2010 1332

Analyte	Result	Qual	Units	MDL	RL	Dil	Method
Chloride	3.5		mg/L	0.25	3.0	1.0	300.0
Analysis Batch: 280-20936	Date Analyzed: 06/25/2010 1734						
Nitrate as N	1.9		mg/L	0.042	0.50	1.0	300.0
Analysis Batch: 280-20935	Date Analyzed: 06/25/2010 1734						
Ammonia as N	0.038	I	mg/L	0.022	0.10	1.0	350.1
Analysis Batch: 280-21498	Date Analyzed: 07/01/2010 1558						
Total Dissolved Solids	110	V	mg/L	4.7	10	1.0	SM 2540C
Analysis Batch: 280-21174	Date Analyzed: 06/30/2010 0817						

Analyte	Result	Qual	Units	RL	RL	Dil	Method
Color	5.0	U	PCU	5.0	5.0	1.0	SM 2120B
Analysis Batch: 280-20853	Date Analyzed: 06/25/2010 1545						

General Chemistry

Client Sample ID: **MW-4A**

Lab Sample ID: 280-4797-7

Client Matrix: WG

Date Sampled: 06/24/2010 1014

Date Received: 06/25/2010 1332

Analyte	Result	Qual	Units	MDL	RL	Dil	Method
Chloride	2.0	I	mg/L	0.25	3.0	1.0	300.0
Analysis Batch: 280-20936	Date Analyzed: 06/25/2010 1751						
Nitrate as N	2.0		mg/L	0.042	0.50	1.0	300.0
Analysis Batch: 280-20935	Date Analyzed: 06/25/2010 1751						
Ammonia as N	0.022	U	mg/L	0.022	0.10	1.0	350.1
Analysis Batch: 280-21498	Date Analyzed: 07/01/2010 1602						
Total Dissolved Solids	61	V	mg/L	4.7	10	1.0	SM 2540C
Analysis Batch: 280-21174	Date Analyzed: 06/30/2010 0817						

Analyte	Result	Qual	Units	RL	RL	Dil	Method
Color	5.0	U	PCU	5.0	5.0	1.0	SM 2120B
Analysis Batch: 280-20853	Date Analyzed: 06/25/2010 1545						

General Chemistry

Client Sample ID: **MW-4B**

Lab Sample ID: 280-4797-8 Date Sampled: 06/24/2010 0942
Client Matrix: WG Date Received: 06/25/2010 1332

Analyte	Result	Qual	Units	MDL	RL	Dil	Method
Chloride	2.6	I	mg/L	0.25	3.0	1.0	300.0
Analysis Batch: 280-20936	Date Analyzed: 06/25/2010 1809						
Nitrate as N	2.5		mg/L	0.042	0.50	1.0	300.0
Analysis Batch: 280-20935	Date Analyzed: 06/25/2010 1809						
Ammonia as N	0.022	U	mg/L	0.022	0.10	1.0	350.1
Analysis Batch: 280-21498	Date Analyzed: 07/01/2010 1604						
Total Dissolved Solids	53		mg/L	4.7	10	1.0	SM 2540C
Analysis Batch: 280-21176	Date Analyzed: 06/30/2010 0827						

Analyte	Result	Qual	Units	RL	RL	Dil	Method
Color	5.0	U	PCU	5.0	5.0	1.0	SM 2120B
Analysis Batch: 280-20853	Date Analyzed: 06/25/2010 1545						

General Chemistry

Client Sample ID: **MW-5A**

Lab Sample ID: 280-4797-9 Date Sampled: 06/24/2010 0939
Client Matrix: WG Date Received: 06/25/2010 1332

Analyte	Result	Qual	Units	MDL	RL	Dil	Method
Chloride	2.4	I	mg/L	0.25	3.0	1.0	300.0
Analysis Batch: 280-20936	Date Analyzed: 06/25/2010 1901						
Nitrate as N	2.8		mg/L	0.042	0.50	1.0	300.0
Analysis Batch: 280-20935	Date Analyzed: 06/25/2010 1901						
Ammonia as N	0.022	U	mg/L	0.022	0.10	1.0	350.1
Analysis Batch: 280-21668	Date Analyzed: 07/02/2010 1309						
Total Dissolved Solids	51		mg/L	4.7	10	1.0	SM 2540C
Analysis Batch: 280-21176	Date Analyzed: 06/30/2010 0827						

Analyte	Result	Qual	Units	RL	RL	Dil	Method
Color	5.0	U	PCU	5.0	5.0	1.0	SM 2120B
Analysis Batch: 280-20853	Date Analyzed: 06/25/2010 1545						

General Chemistry

Client Sample ID: **MW-5B**

Lab Sample ID: 280-4797-10 Date Sampled: 06/24/2010 0848
Client Matrix: WG Date Received: 06/25/2010 1332

Analyte	Result	Qual	Units	MDL	RL	Dil	Method
Chloride	7.4		mg/L	0.25	3.0	1.0	300.0
Analysis Batch: 280-20936	Date Analyzed: 06/25/2010 1918						
Nitrate as N	1.5		mg/L	0.042	0.50	1.0	300.0
Analysis Batch: 280-20935	Date Analyzed: 06/25/2010 1918						
Ammonia as N	0.022	U	mg/L	0.022	0.10	1.0	350.1
Analysis Batch: 280-21668	Date Analyzed: 07/02/2010 1313						
Total Dissolved Solids	150		mg/L	4.7	10	1.0	SM 2540C
Analysis Batch: 280-21176	Date Analyzed: 06/30/2010 0827						

Analyte	Result	Qual	Units	RL	RL	Dil	Method
Color	5.0	U	PCU	5.0	5.0	1.0	SM 2120B
Analysis Batch: 280-20853	Date Analyzed: 06/25/2010 1545						

General Chemistry

Client Sample ID: **MW-6AR**

Lab Sample ID: 280-4797-11 Date Sampled: 06/24/2010 1340
Client Matrix: WG Date Received: 06/25/2010 1332

Analyte	Result	Qual	Units	MDL	RL	Dil	Method
Chloride	17		mg/L	0.25	3.0	1.0	300.0
Analysis Batch: 280-20936	Date Analyzed: 06/25/2010 1935						
Nitrate as N	11		mg/L	0.084	1.0	2.0	300.0
Analysis Batch: 280-20935	Date Analyzed: 06/25/2010 2303						
Ammonia as N	0.022	U	mg/L	0.022	0.10	1.0	350.1
Analysis Batch: 280-21668	Date Analyzed: 07/02/2010 1315						
Total Dissolved Solids	170		mg/L	4.7	10	1.0	SM 2540C
Analysis Batch: 280-21176	Date Analyzed: 06/30/2010 0827						

Analyte	Result	Qual	Units	RL	RL	Dil	Method
Color	5.0	U	PCU	5.0	5.0	1.0	SM 2120B
Analysis Batch: 280-20853	Date Analyzed: 06/25/2010 1545						

General Chemistry

Client Sample ID: **MW-6BR**

Lab Sample ID: 280-4797-12 Date Sampled: 06/24/2010 1306
Client Matrix: WG Date Received: 06/25/2010 1332

Analyte	Result	Qual	Units	MDL	RL	Dil	Method
Chloride	17		mg/L	0.25	3.0	1.0	300.0
Analysis Batch: 280-20936	Date Analyzed: 06/25/2010 1952						
Nitrate as N	3.8		mg/L	0.042	0.50	1.0	300.0
Analysis Batch: 280-20935	Date Analyzed: 06/25/2010 1952						
Ammonia as N	0.022	U	mg/L	0.022	0.10	1.0	350.1
Analysis Batch: 280-21668	Date Analyzed: 07/02/2010 1316						
Total Dissolved Solids	170		mg/L	4.7	10	1.0	SM 2540C
Analysis Batch: 280-21176	Date Analyzed: 06/30/2010 0827						

Analyte	Result	Qual	Units	RL	RL	Dil	Method
Color	5.0	U	PCU	5.0	5.0	1.0	SM 2120B
Analysis Batch: 280-20853	Date Analyzed: 06/25/2010 1545						

General Chemistry

Client Sample ID: **MW-7A**

Lab Sample ID: 280-4797-13 Date Sampled: 06/24/2010 0824
Client Matrix: WG Date Received: 06/25/2010 1332

Analyte	Result	Qual	Units	MDL	RL	Dil	Method
Chloride	11		mg/L	0.25	3.0	1.0	300.0
Analysis Batch: 280-20936	Date Analyzed: 06/25/2010 2010						
Nitrate as N	13		mg/L	0.084	1.0	2.0	300.0
Analysis Batch: 280-20935	Date Analyzed: 06/25/2010 2320						
Ammonia as N	0.022	U	mg/L	0.022	0.10	1.0	350.1
Analysis Batch: 280-21668	Date Analyzed: 07/02/2010 1318						
Total Dissolved Solids	250		mg/L	4.7	10	1.0	SM 2540C
Analysis Batch: 280-21176	Date Analyzed: 06/30/2010 0827						

Analyte	Result	Qual	Units	RL	RL	Dil	Method
Color	5.0	U	PCU	5.0	5.0	1.0	SM 2120B
Analysis Batch: 280-20853	Date Analyzed: 06/25/2010 1545						

General Chemistry

Client Sample ID: **MW-7B**

Lab Sample ID: 280-4797-14

Client Matrix: WG

Date Sampled: 06/24/2010 0859

Date Received: 06/25/2010 1332

Analyte	Result	Qual	Units	MDL	RL	Dil	Method
Chloride	4.0		mg/L	0.25	3.0	1.0	300.0
Analysis Batch: 280-20936	Date Analyzed: 06/25/2010 2027						
Nitrate as N	0.042	U	mg/L	0.042	0.50	1.0	300.0
Analysis Batch: 280-20935	Date Analyzed: 06/25/2010 2027						
Ammonia as N	0.022	U	mg/L	0.022	0.10	1.0	350.1
Analysis Batch: 280-21668	Date Analyzed: 07/02/2010 1320						
Total Dissolved Solids	100		mg/L	4.7	10	1.0	SM 2540C
Analysis Batch: 280-21176	Date Analyzed: 06/30/2010 0827						

Analyte	Result	Qual	Units	RL	RL	Dil	Method
Color	5.0	U	PCU	5.0	5.0	1.0	SM 2120B
Analysis Batch: 280-20853	Date Analyzed: 06/25/2010 1545						

General Chemistry

Client Sample ID: **MW-8R**

Lab Sample ID: 280-4797-15 Date Sampled: 06/24/2010 0630
Client Matrix: WG Date Received: 06/25/2010 1332

Analyte	Result	Qual	Units	MDL	RL	Dil	Method
Chloride	4.5		mg/L	0.25	3.0	1.0	300.0
Analysis Batch: 280-20936	Date Analyzed: 06/25/2010 2044						
Nitrate as N	0.22	I	mg/L	0.042	0.50	1.0	300.0
Analysis Batch: 280-20935	Date Analyzed: 06/25/2010 2044						
Ammonia as N	0.022	I V	mg/L	0.022	0.10	1.0	350.1
Analysis Batch: 280-21668	Date Analyzed: 07/02/2010 1321						
Total Dissolved Solids	100		mg/L	4.7	10	1.0	SM 2540C
Analysis Batch: 280-21176	Date Analyzed: 06/30/2010 0827						

Analyte	Result	Qual	Units	RL	RL	Dil	Method
Color	5.0	U	PCU	5.0	5.0	1.0	SM 2120B
Analysis Batch: 280-20853	Date Analyzed: 06/25/2010 1545						

General Chemistry

Client Sample ID: **MW-FL1**

Lab Sample ID: 280-4797-16

Client Matrix: WG

Date Sampled: 06/24/2010 1031

Date Received: 06/25/2010 1332

Analyte	Result	Qual	Units	MDL	RL	Dil	Method
Chloride	11		mg/L	0.25	3.0	1.0	300.0
Analysis Batch: 280-20936	Date Analyzed: 06/25/2010 2102						
Nitrate as N	1.3		mg/L	0.042	0.50	1.0	300.0
Analysis Batch: 280-20935	Date Analyzed: 06/25/2010 2102						
Ammonia as N	0.022	U	mg/L	0.022	0.10	1.0	350.1
Analysis Batch: 280-21668	Date Analyzed: 07/02/2010 1323						
Total Dissolved Solids	170		mg/L	4.7	10	1.0	SM 2540C
Analysis Batch: 280-21176	Date Analyzed: 06/30/2010 0827						

Analyte	Result	Qual	Units	RL	RL	Dil	Method
Color	5.0	U	PCU	5.0	5.0	1.0	SM 2120B
Analysis Batch: 280-20853	Date Analyzed: 06/25/2010 1545						

General Chemistry

Client Sample ID: **MW-FL2R**

Lab Sample ID: 280-4797-17 Date Sampled: 06/24/2010 1111
Client Matrix: WG Date Received: 06/25/2010 1332

Analyte	Result	Qual	Units	MDL	RL	Dil	Method
Chloride	11		mg/L	0.25	3.0	1.0	300.0
Analysis Batch: 280-20936	Date Analyzed: 06/25/2010 2119						
Nitrate as N	0.34	I	mg/L	0.042	0.50	1.0	300.0
Analysis Batch: 280-20935	Date Analyzed: 06/25/2010 2119						
Ammonia as N	0.022	U	mg/L	0.022	0.10	1.0	350.1
Analysis Batch: 280-21668	Date Analyzed: 07/02/2010 1333						
Total Dissolved Solids	230		mg/L	4.7	10	1.0	SM 2540C
Analysis Batch: 280-21176	Date Analyzed: 06/30/2010 0827						

Analyte	Result	Qual	Units	RL	RL	Dil	Method
Color	5.0	U	PCU	5.0	5.0	1.0	SM 2120B
Analysis Batch: 280-20853	Date Analyzed: 06/25/2010 1545						

General Chemistry

Client Sample ID: **MW-FL3**

Lab Sample ID: 280-4797-18 Date Sampled: 06/24/2010 1234
Client Matrix: WG Date Received: 06/25/2010 1332

Analyte	Result	Qual	Units	MDL	RL	Dil	Method
Chloride	8.7		mg/L	0.25	3.0	1.0	300.0
Analysis Batch: 280-20936	Date Analyzed: 06/25/2010 2136						
Nitrate as N	0.042	U	mg/L	0.042	0.50	1.0	300.0
Analysis Batch: 280-20935	Date Analyzed: 06/25/2010 2136						
Ammonia as N	0.022	U	mg/L	0.022	0.10	1.0	350.1
Analysis Batch: 280-21668	Date Analyzed: 07/02/2010 1413						
Total Dissolved Solids	150		mg/L	4.7	10	1.0	SM 2540C
Analysis Batch: 280-21176	Date Analyzed: 06/30/2010 0827						

Analyte	Result	Qual	Units	RL	RL	Dil	Method
Color	5.0	U	PCU	5.0	5.0	1.0	SM 2120B
Analysis Batch: 280-20853	Date Analyzed: 06/25/2010 1545						

General Chemistry

Client Sample ID: **Equipment Blank**

Lab Sample ID: 280-4797-19EB

Client Matrix: WQ

Date Sampled: 06/24/2010 1430

Date Received: 06/25/2010 1332

Analyte	Result	Qual	Units	MDL	RL	Dil	Method
Chloride	0.25	U	mg/L	0.25	3.0	1.0	300.0
Analysis Batch: 280-20936	Date Analyzed: 06/25/2010 2228						
Nitrate as N	0.042	U	mg/L	0.042	0.50	1.0	300.0
Analysis Batch: 280-20935	Date Analyzed: 06/25/2010 2228						
Ammonia as N	0.022	U	mg/L	0.022	0.10	1.0	350.1
Analysis Batch: 280-21668	Date Analyzed: 07/02/2010 1335						
Total Dissolved Solids	9.0	I	mg/L	4.7	10	1.0	SM 2540C
Analysis Batch: 280-21176	Date Analyzed: 06/30/2010 0827						

Analyte	Result	Qual	Units	RL	RL	Dil	Method
Color	5.0	U Q	PCU	5.0	5.0	1.0	SM 2120B
Analysis Batch: 280-20853	Date Analyzed: 06/26/2010 1258						

General Chemistry

Client Sample ID: **Field Blank**

Lab Sample ID: 280-4797-20FB

Client Matrix: WQ

Date Sampled: 06/24/2010 1420

Date Received: 06/25/2010 1332

Analyte	Result	Qual	Units	MDL	RL	Dil	Method
Chloride	0.25	U	mg/L	0.25	3.0	1.0	300.0
Analysis Batch: 280-20936	Date Analyzed: 06/25/2010 2246						
Nitrate as N	0.86		mg/L	0.042	0.50	1.0	300.0
Analysis Batch: 280-20935	Date Analyzed: 06/25/2010 2246						
Ammonia as N	0.022	U	mg/L	0.022	0.10	1.0	350.1
Analysis Batch: 280-21668	Date Analyzed: 07/02/2010 1417						
Total Dissolved Solids	15		mg/L	4.7	10	1.0	SM 2540C
Analysis Batch: 280-21176	Date Analyzed: 06/30/2010 0827						

Analyte	Result	Qual	Units	RL	RL	Dil	Method
Color	5.0	U Q	PCU	5.0	5.0	1.0	SM 2120B
Analysis Batch: 280-20853	Date Analyzed: 06/26/2010 1258						

Field Service / Mobile Lab

Client Sample ID: **MW-1A**

Lab Sample ID: 280-4797-1

Client Matrix: WG

Date Sampled: 06/24/2010 1403

Date Received: 06/25/2010 1332

Analyte	Result	Qual	Units	Dil	Method	Analysis Batch	Date Analyzed Date Prepared
Groundwater Elevation	67.05		ft/msl	1.0	Field Sampling	280-22595	06/24/2010 1403
Field pH	6.38		SU	1.0	Field Sampling	280-22595	06/24/2010 1403
Field Conductivity	312		umhos/cm	1.0	Field Sampling	280-22595	06/24/2010 1403
Field Temperature	24.7		Degrees C	1.0	Field Sampling	280-22595	06/24/2010 1403
Field Turbidity	0.79		NTU	1.0	Field Sampling	280-22595	06/24/2010 1403
Field Dissolved Oxygen	2.7		mg/L	1.0	Field Sampling	280-22595	06/24/2010 1403

Field Service / Mobile Lab

Client Sample ID: **MW-1B**

Lab Sample ID: 280-4797-2

Client Matrix: WG

Date Sampled: 06/24/2010 1328

Date Received: 06/25/2010 1332

Analyte	Result	Qual	Units	Dil	Method	Analysis Batch	Date Analyzed Date Prepared
Groundwater Elevation	56.63		ft/msl	1.0	Field Sampling	280-22595	06/24/2010 1328
Field pH	7.90		SU	1.0	Field Sampling	280-22595	06/24/2010 1328
Field Conductivity	168		umhos/cm	1.0	Field Sampling	280-22595	06/24/2010 1328
Field Temperature	26.6		Degrees C	1.0	Field Sampling	280-22595	06/24/2010 1328
Field Turbidity	0.29		NTU	1.0	Field Sampling	280-22595	06/24/2010 1328
Field Dissolved Oxygen	0.5		mg/L	1.0	Field Sampling	280-22595	06/24/2010 1328

Field Service / Mobile Lab

Client Sample ID: **MW-2AR**

Lab Sample ID: 280-4797-3

Client Matrix: WG

Date Sampled: 06/24/2010 1150

Date Received: 06/25/2010 1332

Analyte	Result	Qual	Units	Dil	Method	Analysis Batch	Date Analyzed Date Prepared
Groundwater Elevation	54.98		ft/msl	1.0	Field Sampling	280-22595	06/24/2010 1150
Field pH	5.20		SU	1.0	Field Sampling	280-22595	06/24/2010 1150
Field Conductivity	37		umhos/cm	1.0	Field Sampling	280-22595	06/24/2010 1150
Field Temperature	27.4		Degrees C	1.0	Field Sampling	280-22595	06/24/2010 1150
Field Turbidity	4.23		NTU	1.0	Field Sampling	280-22595	06/24/2010 1150
Field Dissolved Oxygen	0.6		mg/L	1.0	Field Sampling	280-22595	06/24/2010 1150

Field Service / Mobile Lab

Client Sample ID: **MW-2B**

Lab Sample ID: 280-4797-4

Client Matrix: WG

Date Sampled: 06/24/2010 1227

Date Received: 06/25/2010 1332

Analyte	Result	Qual	Units	Dil	Method	Analysis Batch	Date Analyzed Date Prepared
Groundwater Elevation	53.24		ft/msl	1.0	Field Sampling	280-22595	06/24/2010 1227
Field pH	7.86		SU	1.0	Field Sampling	280-22595	06/24/2010 1227
Field Conductivity	152		umhos/cm	1.0	Field Sampling	280-22595	06/24/2010 1227
Field Temperature	25.5		Degrees C	1.0	Field Sampling	280-22595	06/24/2010 1227
Field Turbidity	13.89		NTU	1.0	Field Sampling	280-22595	06/24/2010 1227
Field Dissolved Oxygen	0.5		mg/L	1.0	Field Sampling	280-22595	06/24/2010 1227

Field Service / Mobile Lab

Client Sample ID: **MW-3A**

Lab Sample ID: 280-4797-5

Client Matrix: WG

Date Sampled: 06/24/2010 1145

Date Received: 06/25/2010 1332

Analyte	Result	Qual	Units	Dil	Method	Analysis Batch	Date Analyzed Date Prepared
Groundwater Elevation	53.57		ft/msl	1.0	Field Sampling	280-22595	06/24/2010 1145
Field pH	6.07		SU	1.0	Field Sampling	280-22595	06/24/2010 1145
Field Conductivity	77		umhos/cm	1.0	Field Sampling	280-22595	06/24/2010 1145
Field Temperature	27.5		Degrees C	1.0	Field Sampling	280-22595	06/24/2010 1145
Field Turbidity	2.19		NTU	1.0	Field Sampling	280-22595	06/24/2010 1145
Field Dissolved Oxygen	1.6		mg/L	1.0	Field Sampling	280-22595	06/24/2010 1145

Field Service / Mobile Lab

Client Sample ID: **MW-3B**

Lab Sample ID: 280-4797-6

Client Matrix: WG

Date Sampled: 06/24/2010 1008

Date Received: 06/25/2010 1332

Analyte	Result	Qual	Units	Dil	Method	Analysis Batch	Date Analyzed Date Prepared
Groundwater Elevation	53.58		ft/msl	1.0	Field Sampling	280-22595	06/24/2010 1008
Field pH	7.28		SU	1.0	Field Sampling	280-22595	06/24/2010 1008
Field Conductivity	165		umhos/cm	1.0	Field Sampling	280-22595	06/24/2010 1008
Field Temperature	25.1		Degrees C	1.0	Field Sampling	280-22595	06/24/2010 1008
Field Turbidity	7.88		NTU	1.0	Field Sampling	280-22595	06/24/2010 1008
Field Dissolved Oxygen	1.9		mg/L	1.0	Field Sampling	280-22595	06/24/2010 1008

Field Service / Mobile Lab

Client Sample ID: **MW-4A**

Lab Sample ID: 280-4797-7

Client Matrix: WG

Date Sampled: 06/24/2010 1014

Date Received: 06/25/2010 1332

Analyte	Result	Qual	Units	Dil	Method	Analysis Batch	Date Analyzed Date Prepared
Groundwater Elevation	54.56		ft/msl	1.0	Field Sampling	280-22595	06/24/2010 1014
Field pH	5.10		SU	1.0	Field Sampling	280-22595	06/24/2010 1014
Field Conductivity	69		umhos/cm	1.0	Field Sampling	280-22595	06/24/2010 1014
Field Temperature	26.5		Degrees C	1.0	Field Sampling	280-22595	06/24/2010 1014
Field Turbidity	3.41		NTU	1.0	Field Sampling	280-22595	06/24/2010 1014
Field Dissolved Oxygen	1.3		mg/L	1.0	Field Sampling	280-22595	06/24/2010 1014

Field Service / Mobile Lab

Client Sample ID: **MW-4B**

Lab Sample ID: 280-4797-8

Client Matrix: WG

Date Sampled: 06/24/2010 0942

Date Received: 06/25/2010 1332

Analyte	Result	Qual	Units	Dil	Method	Analysis Batch	Date Analyzed Date Prepared
Groundwater Elevation	55.57		ft/msl	1.0	Field Sampling	280-22595	06/24/2010 0942
Field pH	5.43		SU	1.0	Field Sampling	280-22595	06/24/2010 0942
Field Conductivity	47		umhos/cm	1.0	Field Sampling	280-22595	06/24/2010 0942
Field Temperature	27.1		Degrees C	1.0	Field Sampling	280-22595	06/24/2010 0942
Field Turbidity	10.06		NTU	1.0	Field Sampling	280-22595	06/24/2010 0942
Field Dissolved Oxygen	0.9		mg/L	1.0	Field Sampling	280-22595	06/24/2010 0942

Field Service / Mobile Lab

Client Sample ID: **MW-5A**

Lab Sample ID: 280-4797-9

Client Matrix: WG

Date Sampled: 06/24/2010 0939

Date Received: 06/25/2010 1332

Analyte	Result	Qual	Units	Dil	Method	Analysis Batch	Date Analyzed Date Prepared
Groundwater Elevation	55.36		ft/msl	1.0	Field Sampling	280-22595	06/24/2010 0939
Field pH	5.06		SU	1.0	Field Sampling	280-22595	06/24/2010 0939
Field Conductivity	64		umhos/cm	1.0	Field Sampling	280-22595	06/24/2010 0939
Field Temperature	26.8		Degrees C	1.0	Field Sampling	280-22595	06/24/2010 0939
Field Turbidity	2.39		NTU	1.0	Field Sampling	280-22595	06/24/2010 0939
Field Dissolved Oxygen	2.2		mg/L	1.0	Field Sampling	280-22595	06/24/2010 0939

Field Service / Mobile Lab

Client Sample ID: **MW-5B**

Lab Sample ID: 280-4797-10

Client Matrix: WG

Date Sampled: 06/24/2010 0848

Date Received: 06/25/2010 1332

Analyte	Result	Qual	Units	Dil	Method	Analysis Batch	Date Analyzed Date Prepared
Groundwater Elevation	53.35		ft/msl	1.0	Field Sampling	280-22595	06/24/2010 0848
Field pH	7.85		SU	1.0	Field Sampling	280-22595	06/24/2010 0848
Field Conductivity	217		umhos/cm	1.0	Field Sampling	280-22595	06/24/2010 0848
Field Temperature	25.4		Degrees C	1.0	Field Sampling	280-22595	06/24/2010 0848
Field Turbidity	13.6		NTU	1.0	Field Sampling	280-22595	06/24/2010 0848
Field Dissolved Oxygen	0.0		mg/L	1.0	Field Sampling	280-22595	06/24/2010 0848

Field Service / Mobile Lab

Client Sample ID: **MW-6AR**

Lab Sample ID: 280-4797-11

Client Matrix: WG

Date Sampled: 06/24/2010 1340

Date Received: 06/25/2010 1332

Analyte	Result	Qual	Units	Dil	Method	Analysis Batch	Date Analyzed Date Prepared
Groundwater Elevation	53.98		ft/msl	1.0	Field Sampling	280-22595	06/24/2010 1340
Field pH	5.64		SU	1.0	Field Sampling	280-22595	06/24/2010 1340
Field Conductivity	188		umhos/cm	1.0	Field Sampling	280-22595	06/24/2010 1340
Field Temperature	27.3		Degrees C	1.0	Field Sampling	280-22595	06/24/2010 1340
Field Turbidity	1.88		NTU	1.0	Field Sampling	280-22595	06/24/2010 1340
Field Dissolved Oxygen	0.7		mg/L	1.0	Field Sampling	280-22595	06/24/2010 1340

Field Service / Mobile Lab

Client Sample ID: **MW-6BR**

Lab Sample ID: 280-4797-12

Client Matrix: WG

Date Sampled: 06/24/2010 1306

Date Received: 06/25/2010 1332

Analyte	Result	Qual	Units	Dil	Method	Analysis Batch	Date Analyzed Date Prepared
Groundwater Elevation	53.94		ft/msl	1.0	Field Sampling	280-22595	06/24/2010 1306
Field pH	7.71		SU	1.0	Field Sampling	280-22595	06/24/2010 1306
Field Conductivity	270		umhos/cm	1.0	Field Sampling	280-22595	06/24/2010 1306
Field Temperature	27.0		Degrees C	1.0	Field Sampling	280-22595	06/24/2010 1306
Field Turbidity	4.26		NTU	1.0	Field Sampling	280-22595	06/24/2010 1306
Field Dissolved Oxygen	0.4		mg/L	1.0	Field Sampling	280-22595	06/24/2010 1306

Field Service / Mobile Lab

Client Sample ID: **MW-7A**

Lab Sample ID: 280-4797-13

Client Matrix: WG

Date Sampled: 06/24/2010 0824

Date Received: 06/25/2010 1332

Analyte	Result	Qual	Units	Dil	Method	Analysis Batch	Date Analyzed Date Prepared
Groundwater Elevation	67.30		ft/msl	1.0	Field Sampling	280-22595	06/24/2010 0824
Field pH	7.54		SU	1.0	Field Sampling	280-22595	06/24/2010 0824
Field Conductivity	288		umhos/cm	1.0	Field Sampling	280-22595	06/24/2010 0824
Field Temperature	24.3		Degrees C	1.0	Field Sampling	280-22595	06/24/2010 0824
Field Turbidity	0.89		NTU	1.0	Field Sampling	280-22595	06/24/2010 0824
Field Dissolved Oxygen	0.8		mg/L	1.0	Field Sampling	280-22595	06/24/2010 0824

Field Service / Mobile Lab

Client Sample ID: **MW-7B**

Lab Sample ID: 280-4797-14

Client Matrix: WG

Date Sampled: 06/24/2010 0859

Date Received: 06/25/2010 1332

Analyte	Result	Qual	Units	Dil	Method	Analysis Batch	Date Analyzed Date Prepared
Groundwater Elevation	55.11		ft/msl	1.0	Field Sampling	280-22595	06/24/2010 0859
Field pH	7.28		SU	1.0	Field Sampling	280-22595	06/24/2010 0859
Field Conductivity	158		umhos/cm	1.0	Field Sampling	280-22595	06/24/2010 0859
Field Temperature	24.8		Degrees C	1.0	Field Sampling	280-22595	06/24/2010 0859
Field Turbidity	7.49		NTU	1.0	Field Sampling	280-22595	06/24/2010 0859
Field Dissolved Oxygen	0.7		mg/L	1.0	Field Sampling	280-22595	06/24/2010 0859

Field Service / Mobile Lab

Client Sample ID: **MW-8R**

Lab Sample ID: 280-4797-15

Client Matrix: WG

Date Sampled: 06/24/2010 0630

Date Received: 06/25/2010 1332

Analyte	Result	Qual	Units	Dil	Method	Analysis Batch	Date Analyzed Date Prepared
Groundwater Elevation	56.12		ft/msl	1.0	Field Sampling	280-22595	06/24/2010 0630
Field pH	7.24		SU	1.0	Field Sampling	280-22595	06/24/2010 0630
Field Conductivity	186		umhos/cm	1.0	Field Sampling	280-22595	06/24/2010 0630
Field Temperature	24.0		Degrees C	1.0	Field Sampling	280-22595	06/24/2010 0630
Field Turbidity	3.46		NTU	1.0	Field Sampling	280-22595	06/24/2010 0630
Field Dissolved Oxygen	3.8		mg/L	1.0	Field Sampling	280-22595	06/24/2010 0630

Field Service / Mobile Lab

Client Sample ID: **MW-FL1**

Lab Sample ID: 280-4797-16

Client Matrix: WG

Date Sampled: 06/24/2010 1031

Date Received: 06/25/2010 1332

Analyte	Result	Qual	Units	Dil	Method	Analysis Batch	Date Analyzed Date Prepared
Groundwater Elevation	53.36		ft/msl	1.0	Field Sampling	280-22595	06/24/2010 1031
Field pH	7.35		SU	1.0	Field Sampling	280-22595	06/24/2010 1031
Field Conductivity	236		umhos/cm	1.0	Field Sampling	280-22595	06/24/2010 1031
Field Temperature	26.4		Degrees C	1.0	Field Sampling	280-22595	06/24/2010 1031
Field Turbidity	8.19		NTU	1.0	Field Sampling	280-22595	06/24/2010 1031
Field Dissolved Oxygen	3.1		mg/L	1.0	Field Sampling	280-22595	06/24/2010 1031

Field Service / Mobile Lab

Client Sample ID: **MW-FL2R**

Lab Sample ID: 280-4797-17

Client Matrix: WG

Date Sampled: 06/24/2010 1111

Date Received: 06/25/2010 1332

Analyte	Result	Qual	Units	Dil	Method	Analysis Batch	Date Analyzed Date Prepared
Groundwater Elevation	56.37		ft/msl	1.0	Field Sampling	280-22595	06/24/2010 1111
Field pH	10.74		SU	1.0	Field Sampling	280-22595	06/24/2010 1111
Field Conductivity	712		umhos/cm	1.0	Field Sampling	280-22595	06/24/2010 1111
Field Temperature	26.4		Degrees C	1.0	Field Sampling	280-22595	06/24/2010 1111
Field Turbidity	7.81		NTU	1.0	Field Sampling	280-22595	06/24/2010 1111
Field Dissolved Oxygen	0.7		mg/L	1.0	Field Sampling	280-22595	06/24/2010 1111

Field Service / Mobile Lab

Client Sample ID: **MW-FL3**

Lab Sample ID: 280-4797-18

Client Matrix: WG

Date Sampled: 06/24/2010 1234

Date Received: 06/25/2010 1332

Analyte	Result	Qual	Units	Dil	Method	Analysis Batch	Date Analyzed Date Prepared
Groundwater Elevation	53.17		ft/msl	1.0	Field Sampling	280-22595	06/24/2010 1234
Field pH	7.36		SU	1.0	Field Sampling	280-22595	06/24/2010 1234
Field Conductivity	245		umhos/cm	1.0	Field Sampling	280-22595	06/24/2010 1234
Field Temperature	26.7		Degrees C	1.0	Field Sampling	280-22595	06/24/2010 1234
Field Turbidity	2.72		NTU	1.0	Field Sampling	280-22595	06/24/2010 1234
Field Dissolved Oxygen	0.0		mg/L	1.0	Field Sampling	280-22595	06/24/2010 1234

Field Service / Mobile Lab

Client Sample ID: **Equipment Blank**

Lab Sample ID: 280-4797-19EB

Client Matrix: WQ

Date Sampled: 06/24/2010 1430

Date Received: 06/25/2010 1332

Analyte	Result	Qual	Units	Dil	Method	Analysis Batch	Date Analyzed Date Prepared
Field pH	6.90		SU	1.0	Field Sampling	280-22595	06/24/2010 1430
Field Conductivity	2		umhos/cm	1.0	Field Sampling	280-22595	06/24/2010 1430
Field Temperature	24.4		Degrees C	1.0	Field Sampling	280-22595	06/24/2010 1430
Field Turbidity	0.0		NTU	1.0	Field Sampling	280-22595	06/24/2010 1430
Field Dissolved Oxygen	4.6		mg/L	1.0	Field Sampling	280-22595	06/24/2010 1430

Field Service / Mobile Lab

Client Sample ID: **Field Blank**

Lab Sample ID: 280-4797-20FB

Client Matrix: WQ

Date Sampled: 06/24/2010 1420

Date Received: 06/25/2010 1332

Analyte	Result	Qual	Units	Dil	Method	Analysis Batch	Date Analyzed Date Prepared
Field pH	6.87		SU	1.0	Field Sampling	280-22595	06/24/2010 1420
Field Conductivity	2		umhos/cm	1.0	Field Sampling	280-22595	06/24/2010 1420
Field Temperature	24.3		Degrees C	1.0	Field Sampling	280-22595	06/24/2010 1420
Field Turbidity	0.01		NTU	1.0	Field Sampling	280-22595	06/24/2010 1420
Field Dissolved Oxygen	4.9		mg/L	1.0	Field Sampling	280-22595	06/24/2010 1420

DATA REPORTING QUALIFIERS

Client: Waste Management

Job Number: 280-4797-1

Lab Section	Qualifier	Description
GC/MS VOA		
	J3	Estimated value; value may not be accurate. Spike recovery or RPD outside of criteria.
	U	Indicates that the compound was analyzed for but not detected.
	V	Indicates the analyte was detected in both the sample and the associated method blank.
	I	The reported value is between the laboratory method detection limit and the laboratory practical quantitation limit.
GC Semi VOA		
	J1	Estimated value; value may not be accurate. Surrogate recovery outside of criteria.
	U	Indicates that the compound was analyzed for but not detected.
Metals		
	J3	Estimated value; value may not be accurate. Spike recovery or RPD outside of criteria.
	U	Indicates that the compound was analyzed for but not detected.
	V	Indicates the analyte was detected in both the sample and the associated method blank.
	I	The reported value is between the laboratory method detection limit and the laboratory practical quantitation limit.

DATA REPORTING QUALIFIERS

Client: Waste Management

Job Number: 280-4797-1

Lab Section	Qualifier	Description
General Chemistry		
	J3	Estimated value; value may not be accurate. Spike recovery or RPD outside of criteria.
	U	Indicates that the compound was analyzed for but not detected.
	V	Indicates the analyte was detected in both the sample and the associated method blank.
	L	Off-scale high. Actual value is known to be greater than the value given.
	Q	Sample held beyond the accepted holding time.
	I	The reported value is between the laboratory method detection limit and the laboratory practical quantitation limit.

QUALITY CONTROL RESULTS

Client: Waste Management

Job Number: 280-4797-1

QC Association Summary

Lab Sample ID	Client Sample ID	Report Basis	Client Matrix	Method	Prep Batch
GC/MS VOA					
Analysis Batch:280-21823					
LCS 280-21823/4	Lab Control Sample	T	Water	8260B	
LCSD 280-21823/5	Lab Control Sample Duplicate	T	Water	8260B	
MB 280-21823/6	Method Blank	T	Water	8260B	
280-4797-21TB	TRIP BLANK	T	Water	8260B	
280-4846-J-1 MS	Matrix Spike	T	Water	8260B	
280-4846-J-1 MSD	Matrix Spike Duplicate	T	Water	8260B	
Analysis Batch:280-21886					
LCS 280-21886/4	Lab Control Sample	T	Water	8260B	
MB 280-21886/6	Method Blank	T	Water	8260B	
280-4797-1	MW-1A	T	Water	8260B	
280-4797-1MS	Matrix Spike	T	Water	8260B	
280-4797-1MSD	Matrix Spike Duplicate	T	Water	8260B	
280-4797-2	MW-1B	T	Water	8260B	
280-4797-3	MW-2AR	T	Water	8260B	
280-4797-4	MW-2B	T	Water	8260B	
280-4797-5	MW-3A	T	Water	8260B	
280-4797-6	MW-3B	T	Water	8260B	
280-4797-7	MW-4A	T	Water	8260B	
280-4797-8	MW-4B	T	Water	8260B	
280-4797-9	MW-5A	T	Water	8260B	
280-4797-10	MW-5B	T	Water	8260B	
280-4797-11	MW-6AR	T	Water	8260B	
280-4797-12	MW-6BR	T	Water	8260B	
280-4797-13	MW-7A	T	Water	8260B	
280-4797-14	MW-7B	T	Water	8260B	
280-4797-15	MW-8R	T	Water	8260B	
280-4797-16	MW-FL1	T	Water	8260B	
280-4797-17	MW-FL2R	T	Water	8260B	
280-4797-18	MW-FL3	T	Water	8260B	
280-4797-19EB	Equipment Blank	T	Water	8260B	
280-4797-20FB	Field Blank	T	Water	8260B	

Report Basis

T = Total

Client: Waste Management

Job Number: 280-4797-1

QC Association Summary

Lab Sample ID	Client Sample ID	Report Basis	Client Matrix	Method	Prep Batch
GC Semi VOA					
Prep Batch: 280-21647					
LCS 280-21647/1-A	Lab Control Sample	T	Water	504.1	
LCSD 280-21647/2-A	Lab Control Sample Duplicate	T	Water	504.1	
LLCS 280-21647/4-A	Low Level Control Sample	T	Water	504.1	
MB 280-21647/3-A	Method Blank	T	Water	504.1	
280-4797-1	MW-1A	T	Water	504.1	
280-4797-2	MW-1B	T	Water	504.1	
280-4797-3	MW-2AR	T	Water	504.1	
280-4797-4	MW-2B	T	Water	504.1	
280-4797-5	MW-3A	T	Water	504.1	
280-4797-6	MW-3B	T	Water	504.1	
280-4797-7	MW-4A	T	Water	504.1	
280-4797-8	MW-4B	T	Water	504.1	
280-4797-9	MW-5A	T	Water	504.1	
280-4797-10	MW-5B	T	Water	504.1	
Prep Batch: 280-21840					
LCS 280-21840/1-A	Lab Control Sample	T	Water	504.1	
LCSD 280-21840/2-A	Lab Control Sample Duplicate	T	Water	504.1	
LLCS 280-21840/4-A	Low Level Control Sample	T	Water	504.1	
MB 280-21840/3-A	Method Blank	T	Water	504.1	
280-4797-11	MW-6AR	T	Water	504.1	
280-4797-12	MW-6BR	T	Water	504.1	
280-4797-13	MW-7A	T	Water	504.1	
280-4797-14	MW-7B	T	Water	504.1	
280-4797-15	MW-8R	T	Water	504.1	
280-4797-16	MW-FL1	T	Water	504.1	
280-4797-17	MW-FL2R	T	Water	504.1	
280-4797-18	MW-FL3	T	Water	504.1	
280-4797-19EB	Equipment Blank	T	Water	504.1	
280-4797-20FB	Field Blank	T	Water	504.1	

Client: Waste Management

Job Number: 280-4797-1

QC Association Summary

Lab Sample ID	Client Sample ID	Report Basis	Client Matrix	Method	Prep Batch
GC Semi VOA					
Analysis Batch:280-21910					
LCS 280-21647/1-A	Lab Control Sample	T	Water	504.1	280-21647
LCSD 280-21647/2-A	Lab Control Sample Duplicate	T	Water	504.1	280-21647
LLCS 280-21647/4-A	Low Level Control Sample	T	Water	504.1	280-21647
MB 280-21647/3-A	Method Blank	T	Water	504.1	280-21647
280-4797-1	MW-1A	T	Water	504.1	280-21647
280-4797-2	MW-1B	T	Water	504.1	280-21647
280-4797-3	MW-2AR	T	Water	504.1	280-21647
280-4797-4	MW-2B	T	Water	504.1	280-21647
280-4797-5	MW-3A	T	Water	504.1	280-21647
280-4797-6	MW-3B	T	Water	504.1	280-21647
280-4797-7	MW-4A	T	Water	504.1	280-21647
280-4797-8	MW-4B	T	Water	504.1	280-21647
280-4797-9	MW-5A	T	Water	504.1	280-21647
280-4797-10	MW-5B	T	Water	504.1	280-21647
Analysis Batch:280-22397					
LCS 280-21840/1-A	Lab Control Sample	T	Water	504.1	280-21840
LCSD 280-21840/2-A	Lab Control Sample Duplicate	T	Water	504.1	280-21840
LLCS 280-21840/4-A	Low Level Control Sample	T	Water	504.1	280-21840
MB 280-21840/3-A	Method Blank	T	Water	504.1	280-21840
280-4797-11	MW-6AR	T	Water	504.1	280-21840
280-4797-12	MW-6BR	T	Water	504.1	280-21840
280-4797-13	MW-7A	T	Water	504.1	280-21840
280-4797-14	MW-7B	T	Water	504.1	280-21840
280-4797-15	MW-8R	T	Water	504.1	280-21840
280-4797-16	MW-FL1	T	Water	504.1	280-21840
280-4797-17	MW-FL2R	T	Water	504.1	280-21840
280-4797-18	MW-FL3	T	Water	504.1	280-21840
280-4797-19EB	Equipment Blank	T	Water	504.1	280-21840
280-4797-20FB	Field Blank	T	Water	504.1	280-21840

Report Basis

T = Total

Client: Waste Management

Job Number: 280-4797-1

QC Association Summary

Lab Sample ID	Client Sample ID	Report Basis	Client Matrix	Method	Prep Batch
Metals					
Prep Batch: 280-20913					
LCS 280-20913/2-A	Lab Control Sample	T	Water	7470A	
MB 280-20913/1-A	Method Blank	T	Water	7470A	
280-4797-1	MW-1A	T	Water	7470A	
280-4797-2	MW-1B	T	Water	7470A	
280-4797-2MS	Matrix Spike	T	Water	7470A	
280-4797-2MSD	Matrix Spike Duplicate	T	Water	7470A	
280-4797-3	MW-2AR	T	Water	7470A	
280-4797-4	MW-2B	T	Water	7470A	
280-4797-5	MW-3A	T	Water	7470A	
280-4797-6	MW-3B	T	Water	7470A	
280-4797-7	MW-4A	T	Water	7470A	
280-4797-8	MW-4B	T	Water	7470A	
280-4797-9	MW-5A	T	Water	7470A	
280-4797-10	MW-5B	T	Water	7470A	
280-4797-11	MW-6AR	T	Water	7470A	
280-4797-12	MW-6BR	T	Water	7470A	
280-4797-13	MW-7A	T	Water	7470A	
280-4797-14	MW-7B	T	Water	7470A	
280-4797-15	MW-8R	T	Water	7470A	
280-4797-16	MW-FL1	T	Water	7470A	
280-4797-17	MW-FL2R	T	Water	7470A	
280-4797-18	MW-FL3	T	Water	7470A	
280-4797-19EB	Equipment Blank	T	Water	7470A	
280-4797-20FB	Field Blank	T	Water	7470A	

Client: Waste Management

Job Number: 280-4797-1

QC Association Summary

Lab Sample ID	Client Sample ID	Report Basis	Client Matrix	Method	Prep Batch
Metals					
Prep Batch: 280-21083					
LCS 280-21083/2-A	Lab Control Sample	R	Water	3005A	
MB 280-21083/1-A	Method Blank	R	Water	3005A	
280-4797-1	MW-1A	R	Water	3005A	
280-4797-1MS	Matrix Spike	R	Water	3005A	
280-4797-1MSD	Matrix Spike Duplicate	R	Water	3005A	
280-4797-2	MW-1B	R	Water	3005A	
280-4797-3	MW-2AR	R	Water	3005A	
280-4797-4	MW-2B	R	Water	3005A	
280-4797-5	MW-3A	R	Water	3005A	
280-4797-6	MW-3B	R	Water	3005A	
280-4797-7	MW-4A	R	Water	3005A	
280-4797-8	MW-4B	R	Water	3005A	
280-4797-9	MW-5A	R	Water	3005A	
280-4797-10	MW-5B	R	Water	3005A	
280-4797-11	MW-6AR	R	Water	3005A	
280-4797-12	MW-6BR	R	Water	3005A	
280-4797-13	MW-7A	R	Water	3005A	
280-4797-14	MW-7B	R	Water	3005A	
280-4797-15	MW-8R	R	Water	3005A	
280-4797-16	MW-FL1	R	Water	3005A	
280-4797-17	MW-FL2R	R	Water	3005A	
280-4797-18	MW-FL3	R	Water	3005A	
280-4797-19EB	Equipment Blank	R	Water	3005A	
280-4797-20FB	Field Blank	R	Water	3005A	

Client: Waste Management

Job Number: 280-4797-1

QC Association Summary

Lab Sample ID	Client Sample ID	Report Basis	Client Matrix	Method	Prep Batch
Metals					
Prep Batch: 280-21084					
LCS 280-21084/2-A	Lab Control Sample	R	Water	3005A	
MB 280-21084/1-A	Method Blank	R	Water	3005A	
280-4797-1	MW-1A	R	Water	3005A	
280-4797-2	MW-1B	R	Water	3005A	
280-4797-2MS	Matrix Spike	R	Water	3005A	
280-4797-2MSD	Matrix Spike Duplicate	R	Water	3005A	
280-4797-3	MW-2AR	R	Water	3005A	
280-4797-4	MW-2B	R	Water	3005A	
280-4797-5	MW-3A	R	Water	3005A	
280-4797-6	MW-3B	R	Water	3005A	
280-4797-7	MW-4A	R	Water	3005A	
280-4797-8	MW-4B	R	Water	3005A	
280-4797-9	MW-5A	R	Water	3005A	
280-4797-10	MW-5B	R	Water	3005A	
280-4797-11	MW-6AR	R	Water	3005A	
280-4797-12	MW-6BR	R	Water	3005A	
280-4797-13	MW-7A	R	Water	3005A	
280-4797-14	MW-7B	R	Water	3005A	
280-4797-15	MW-8R	R	Water	3005A	
280-4797-16	MW-FL1	R	Water	3005A	
280-4797-17	MW-FL2R	R	Water	3005A	
280-4797-18	MW-FL3	R	Water	3005A	
280-4797-19EB	Equipment Blank	R	Water	3005A	
280-4797-20FB	Field Blank	R	Water	3005A	

Client: Waste Management

Job Number: 280-4797-1

QC Association Summary

Lab Sample ID	Client Sample ID	Report Basis	Client Matrix	Method	Prep Batch
Metals					
Analysis Batch:280-21138					
LCS 280-20913/2-A	Lab Control Sample	T	Water	7470A	280-20913
MB 280-20913/1-A	Method Blank	T	Water	7470A	280-20913
280-4797-1	MW-1A	T	Water	7470A	280-20913
280-4797-2	MW-1B	T	Water	7470A	280-20913
280-4797-2MS	Matrix Spike	T	Water	7470A	280-20913
280-4797-2MSD	Matrix Spike Duplicate	T	Water	7470A	280-20913
280-4797-3	MW-2AR	T	Water	7470A	280-20913
280-4797-4	MW-2B	T	Water	7470A	280-20913
280-4797-5	MW-3A	T	Water	7470A	280-20913
280-4797-6	MW-3B	T	Water	7470A	280-20913
280-4797-7	MW-4A	T	Water	7470A	280-20913
280-4797-8	MW-4B	T	Water	7470A	280-20913
280-4797-9	MW-5A	T	Water	7470A	280-20913
280-4797-10	MW-5B	T	Water	7470A	280-20913
280-4797-11	MW-6AR	T	Water	7470A	280-20913
280-4797-12	MW-6BR	T	Water	7470A	280-20913
280-4797-13	MW-7A	T	Water	7470A	280-20913
280-4797-14	MW-7B	T	Water	7470A	280-20913
280-4797-15	MW-8R	T	Water	7470A	280-20913
280-4797-16	MW-FL1	T	Water	7470A	280-20913
280-4797-17	MW-FL2R	T	Water	7470A	280-20913
280-4797-18	MW-FL3	T	Water	7470A	280-20913
280-4797-19EB	Equipment Blank	T	Water	7470A	280-20913
280-4797-20FB	Field Blank	T	Water	7470A	280-20913

Client: Waste Management

Job Number: 280-4797-1

QC Association Summary

Lab Sample ID	Client Sample ID	Report Basis	Client Matrix	Method	Prep Batch
Metals					
Analysis Batch:280-21387					
LCS 280-21083/2-A	Lab Control Sample	R	Water	6010B	280-21083
MB 280-21083/1-A	Method Blank	R	Water	6010B	280-21083
280-4797-1	MW-1A	R	Water	6010B	280-21083
280-4797-1MS	Matrix Spike	R	Water	6010B	280-21083
280-4797-1MSD	Matrix Spike Duplicate	R	Water	6010B	280-21083
280-4797-2	MW-1B	R	Water	6010B	280-21083
280-4797-3	MW-2AR	R	Water	6010B	280-21083
280-4797-4	MW-2B	R	Water	6010B	280-21083
280-4797-5	MW-3A	R	Water	6010B	280-21083
280-4797-6	MW-3B	R	Water	6010B	280-21083
280-4797-7	MW-4A	R	Water	6010B	280-21083
280-4797-8	MW-4B	R	Water	6010B	280-21083
280-4797-9	MW-5A	R	Water	6010B	280-21083
280-4797-10	MW-5B	R	Water	6010B	280-21083
280-4797-11	MW-6AR	R	Water	6010B	280-21083
280-4797-12	MW-6BR	R	Water	6010B	280-21083
280-4797-13	MW-7A	R	Water	6010B	280-21083
280-4797-14	MW-7B	R	Water	6010B	280-21083
280-4797-15	MW-8R	R	Water	6010B	280-21083
280-4797-16	MW-FL1	R	Water	6010B	280-21083
280-4797-17	MW-FL2R	R	Water	6010B	280-21083
280-4797-18	MW-FL3	R	Water	6010B	280-21083
280-4797-19EB	Equipment Blank	R	Water	6010B	280-21083
280-4797-20FB	Field Blank	R	Water	6010B	280-21083

Client: Waste Management

Job Number: 280-4797-1

QC Association Summary

Lab Sample ID	Client Sample ID	Report Basis	Client Matrix	Method	Prep Batch
Metals					
Analysis Batch:280-22024					
LCS 280-21084/2-A	Lab Control Sample	R	Water	6020	280-21084
MB 280-21084/1-A	Method Blank	R	Water	6020	280-21084
280-4797-1	MW-1A	R	Water	6020	280-21084
280-4797-2	MW-1B	R	Water	6020	280-21084
280-4797-2MS	Matrix Spike	R	Water	6020	280-21084
280-4797-2MSD	Matrix Spike Duplicate	R	Water	6020	280-21084
280-4797-3	MW-2AR	R	Water	6020	280-21084
280-4797-4	MW-2B	R	Water	6020	280-21084
280-4797-5	MW-3A	R	Water	6020	280-21084
280-4797-6	MW-3B	R	Water	6020	280-21084
280-4797-7	MW-4A	R	Water	6020	280-21084
280-4797-8	MW-4B	R	Water	6020	280-21084
280-4797-9	MW-5A	R	Water	6020	280-21084
280-4797-10	MW-5B	R	Water	6020	280-21084
280-4797-11	MW-6AR	R	Water	6020	280-21084
280-4797-12	MW-6BR	R	Water	6020	280-21084
280-4797-13	MW-7A	R	Water	6020	280-21084
280-4797-14	MW-7B	R	Water	6020	280-21084
280-4797-15	MW-8R	R	Water	6020	280-21084
280-4797-16	MW-FL1	R	Water	6020	280-21084
280-4797-17	MW-FL2R	R	Water	6020	280-21084
280-4797-18	MW-FL3	R	Water	6020	280-21084
280-4797-19EB	Equipment Blank	R	Water	6020	280-21084
280-4797-20FB	Field Blank	R	Water	6020	280-21084

Report Basis

R = Total Recoverable

T = Total

Client: Waste Management

Job Number: 280-4797-1

QC Association Summary

Lab Sample ID	Client Sample ID	Report Basis	Client Matrix	Method	Prep Batch
Field Service / Mobile Lab					
Analysis Batch:280-22595					
280-4797-1	MW-1A	T	Water	Field Sampling	
280-4797-2	MW-1B	T	Water	Field Sampling	
280-4797-3	MW-2AR	T	Water	Field Sampling	
280-4797-4	MW-2B	T	Water	Field Sampling	
280-4797-5	MW-3A	T	Water	Field Sampling	
280-4797-6	MW-3B	T	Water	Field Sampling	
280-4797-7	MW-4A	T	Water	Field Sampling	
280-4797-8	MW-4B	T	Water	Field Sampling	
280-4797-9	MW-5A	T	Water	Field Sampling	
280-4797-10	MW-5B	T	Water	Field Sampling	
280-4797-11	MW-6AR	T	Water	Field Sampling	
280-4797-12	MW-6BR	T	Water	Field Sampling	
280-4797-13	MW-7A	T	Water	Field Sampling	
280-4797-14	MW-7B	T	Water	Field Sampling	
280-4797-15	MW-8R	T	Water	Field Sampling	
280-4797-16	MW-FL1	T	Water	Field Sampling	
280-4797-17	MW-FL2R	T	Water	Field Sampling	
280-4797-18	MW-FL3	T	Water	Field Sampling	
280-4797-19EB	Equipment Blank	T	Water	Field Sampling	
280-4797-20FB	Field Blank	T	Water	Field Sampling	

Report Basis

T = Total

Client: Waste Management

Job Number: 280-4797-1

QC Association Summary

Lab Sample ID	Client Sample ID	Report Basis	Client Matrix	Method	Prep Batch
General Chemistry					
Analysis Batch:280-20853					
MB 280-20853/1	Method Blank	T	Water	SM 2120B	
280-4797-1	MW-1A	T	Water	SM 2120B	
280-4797-1DU	Duplicate	T	Water	SM 2120B	
280-4797-2	MW-1B	T	Water	SM 2120B	
280-4797-3	MW-2AR	T	Water	SM 2120B	
280-4797-4	MW-2B	T	Water	SM 2120B	
280-4797-5	MW-3A	T	Water	SM 2120B	
280-4797-6	MW-3B	T	Water	SM 2120B	
280-4797-7	MW-4A	T	Water	SM 2120B	
280-4797-8	MW-4B	T	Water	SM 2120B	
280-4797-9	MW-5A	T	Water	SM 2120B	
280-4797-10	MW-5B	T	Water	SM 2120B	
280-4797-11	MW-6AR	T	Water	SM 2120B	
280-4797-12	MW-6BR	T	Water	SM 2120B	
280-4797-13	MW-7A	T	Water	SM 2120B	
280-4797-14	MW-7B	T	Water	SM 2120B	
280-4797-15	MW-8R	T	Water	SM 2120B	
280-4797-16	MW-FL1	T	Water	SM 2120B	
280-4797-17	MW-FL2R	T	Water	SM 2120B	
280-4797-18	MW-FL3	T	Water	SM 2120B	
280-4797-19EB	Equipment Blank	T	Water	SM 2120B	
280-4797-20FB	Field Blank	T	Water	SM 2120B	

Client: Waste Management

Job Number: 280-4797-1

QC Association Summary

Lab Sample ID	Client Sample ID	Report Basis	Client Matrix	Method	Prep Batch
General Chemistry					
Analysis Batch:280-20935					
LCS 280-20935/4	Lab Control Sample	T	Water	300.0	
LCSD 280-20935/5	Lab Control Sample Duplicate	T	Water	300.0	
MB 280-20935/6	Method Blank	T	Water	300.0	
280-4797-1	MW-1A	T	Water	300.0	
280-4797-1MS	Matrix Spike	T	Water	300.0	
280-4797-1MSD	Matrix Spike Duplicate	T	Water	300.0	
280-4797-2	MW-1B	T	Water	300.0	
280-4797-3	MW-2AR	T	Water	300.0	
280-4797-4	MW-2B	T	Water	300.0	
280-4797-5	MW-3A	T	Water	300.0	
280-4797-6	MW-3B	T	Water	300.0	
280-4797-7	MW-4A	T	Water	300.0	
280-4797-8	MW-4B	T	Water	300.0	
280-4797-9	MW-5A	T	Water	300.0	
280-4797-10	MW-5B	T	Water	300.0	
280-4797-11	MW-6AR	T	Water	300.0	
280-4797-12	MW-6BR	T	Water	300.0	
280-4797-13	MW-7A	T	Water	300.0	
280-4797-14	MW-7B	T	Water	300.0	
280-4797-15	MW-8R	T	Water	300.0	
280-4797-16	MW-FL1	T	Water	300.0	
280-4797-17	MW-FL2R	T	Water	300.0	
280-4797-18	MW-FL3	T	Water	300.0	
280-4797-19EB	Equipment Blank	T	Water	300.0	
280-4797-20FB	Field Blank	T	Water	300.0	

Client: Waste Management

Job Number: 280-4797-1

QC Association Summary

Lab Sample ID	Client Sample ID	Report Basis	Client Matrix	Method	Prep Batch
General Chemistry					
Analysis Batch:280-20936					
LCS 280-20936/4	Lab Control Sample	T	Water	300.0	
LCSD 280-20936/5	Lab Control Sample Duplicate	T	Water	300.0	
MB 280-20936/6	Method Blank	T	Water	300.0	
280-4797-1	MW-1A	T	Water	300.0	
280-4797-1MS	Matrix Spike	T	Water	300.0	
280-4797-1MSD	Matrix Spike Duplicate	T	Water	300.0	
280-4797-2	MW-1B	T	Water	300.0	
280-4797-3	MW-2AR	T	Water	300.0	
280-4797-4	MW-2B	T	Water	300.0	
280-4797-5	MW-3A	T	Water	300.0	
280-4797-6	MW-3B	T	Water	300.0	
280-4797-7	MW-4A	T	Water	300.0	
280-4797-8	MW-4B	T	Water	300.0	
280-4797-9	MW-5A	T	Water	300.0	
280-4797-10	MW-5B	T	Water	300.0	
280-4797-11	MW-6AR	T	Water	300.0	
280-4797-12	MW-6BR	T	Water	300.0	
280-4797-13	MW-7A	T	Water	300.0	
280-4797-14	MW-7B	T	Water	300.0	
280-4797-15	MW-8R	T	Water	300.0	
280-4797-16	MW-FL1	T	Water	300.0	
280-4797-17	MW-FL2R	T	Water	300.0	
280-4797-18	MW-FL3	T	Water	300.0	
280-4797-19EB	Equipment Blank	T	Water	300.0	
280-4797-20FB	Field Blank	T	Water	300.0	
Analysis Batch:280-21174					
LCS 280-21174/2	Lab Control Sample	T	Water	SM 2540C	
LCSD 280-21174/3	Lab Control Sample Duplicate	T	Water	SM 2540C	
MB 280-21174/1	Method Blank	T	Water	SM 2540C	
280-4791-O-1 DU	Duplicate	T	Water	SM 2540C	
280-4797-1	MW-1A	T	Water	SM 2540C	
280-4797-2	MW-1B	T	Water	SM 2540C	
280-4797-3	MW-2AR	T	Water	SM 2540C	
280-4797-4	MW-2B	T	Water	SM 2540C	
280-4797-5	MW-3A	T	Water	SM 2540C	
280-4797-6	MW-3B	T	Water	SM 2540C	
280-4797-7	MW-4A	T	Water	SM 2540C	

Client: Waste Management

Job Number: 280-4797-1

QC Association Summary

Lab Sample ID	Client Sample ID	Report Basis	Client Matrix	Method	Prep Batch
General Chemistry					
Analysis Batch:280-21176					
LCS 280-21176/2	Lab Control Sample	T	Water	SM 2540C	
LCSD 280-21176/3	Lab Control Sample Duplicate	T	Water	SM 2540C	
MB 280-21176/1	Method Blank	T	Water	SM 2540C	
280-4797-8	MW-4B	T	Water	SM 2540C	
280-4797-8DU	Duplicate	T	Water	SM 2540C	
280-4797-9	MW-5A	T	Water	SM 2540C	
280-4797-10	MW-5B	T	Water	SM 2540C	
280-4797-11	MW-6AR	T	Water	SM 2540C	
280-4797-12	MW-6BR	T	Water	SM 2540C	
280-4797-13	MW-7A	T	Water	SM 2540C	
280-4797-14	MW-7B	T	Water	SM 2540C	
280-4797-15	MW-8R	T	Water	SM 2540C	
280-4797-16	MW-FL1	T	Water	SM 2540C	
280-4797-17	MW-FL2R	T	Water	SM 2540C	
280-4797-18	MW-FL3	T	Water	SM 2540C	
280-4797-18DU	Duplicate	T	Water	SM 2540C	
280-4797-19EB	Equipment Blank	T	Water	SM 2540C	
280-4797-20FB	Field Blank	T	Water	SM 2540C	
Analysis Batch:280-21498					
LCS 280-21498/200	Lab Control Sample	T	Water	350.1	
LCSD 280-21498/207	Lab Control Sample Duplicate	T	Water	350.1	
MB 280-21498/199	Method Blank	T	Water	350.1	
280-4797-1	MW-1A	T	Water	350.1	
280-4797-1MS	Matrix Spike	T	Water	350.1	
280-4797-1MSD	Matrix Spike Duplicate	T	Water	350.1	
280-4797-2	MW-1B	T	Water	350.1	
280-4797-3	MW-2AR	T	Water	350.1	
280-4797-4	MW-2B	T	Water	350.1	
280-4797-5	MW-3A	T	Water	350.1	
280-4797-6	MW-3B	T	Water	350.1	
280-4797-6MS	Matrix Spike	T	Water	350.1	
280-4797-6MSD	Matrix Spike Duplicate	T	Water	350.1	
280-4797-7	MW-4A	T	Water	350.1	
280-4797-8	MW-4B	T	Water	350.1	

Client: Waste Management

Job Number: 280-4797-1

QC Association Summary

Lab Sample ID	Client Sample ID	Report Basis	Client Matrix	Method	Prep Batch
General Chemistry					
Analysis Batch:280-21668					
LCS 280-21668/103	Lab Control Sample	T	Water	350.1	
LCS 280-21668/146	Lab Control Sample	T	Water	350.1	
LCSD 280-21668/104	Lab Control Sample Duplicate	T	Water	350.1	
LCSD 280-21668/147	Lab Control Sample Duplicate	T	Water	350.1	
MB 280-21668/102	Method Blank	T	Water	350.1	
MB 280-21668/145	Method Blank	T	Water	350.1	
280-4797-9	MW-5A	T	Water	350.1	
280-4797-9MS	Matrix Spike	T	Water	350.1	
280-4797-9MSD	Matrix Spike Duplicate	T	Water	350.1	
280-4797-10	MW-5B	T	Water	350.1	
280-4797-11	MW-6AR	T	Water	350.1	
280-4797-12	MW-6BR	T	Water	350.1	
280-4797-13	MW-7A	T	Water	350.1	
280-4797-14	MW-7B	T	Water	350.1	
280-4797-15	MW-8R	T	Water	350.1	
280-4797-16	MW-FL1	T	Water	350.1	
280-4797-17	MW-FL2R	T	Water	350.1	
280-4797-18	MW-FL3	T	Water	350.1	
280-4797-18MS	Matrix Spike	T	Water	350.1	
280-4797-18MSD	Matrix Spike Duplicate	T	Water	350.1	
280-4797-19EB	Equipment Blank	T	Water	350.1	
280-4797-20FB	Field Blank	T	Water	350.1	

Report Basis

T = Total

Client: Waste Management

Job Number: 280-4797-1

Surrogate Recovery Report

8260B Volatile Organic Compounds (GC/MS)

Client Matrix: Water

Lab Sample ID	Client Sample ID	DCA %Rec	TOL %Rec	BFB %Rec	DBFM %Rec
280-4797-1	MW-1A	77	93	80	92
280-4797-2	MW-1B	79	90	81	93
280-4797-3	MW-2AR	88	103	93	100
280-4797-4	MW-2B	90	98	93	103
280-4797-5	MW-3A	90	102	95	105
280-4797-6	MW-3B	87	97	89	100
280-4797-7	MW-4A	89	95	89	100
280-4797-8	MW-4B	86	96	83	98
280-4797-9	MW-5A	91	99	89	104
280-4797-10	MW-5B	83	94	88	96
280-4797-11	MW-6AR	94	99	90	109
280-4797-12	MW-6BR	95	99	96	108
280-4797-13	MW-7A	87	91	84	101
280-4797-14	MW-7B	96	99	102	112
280-4797-15	MW-8R	98	103	88	113
280-4797-16	MW-FL1	97	100	88	112
280-4797-17	MW-FL2R	94	96	85	110
280-4797-18	MW-FL3	88	92	88	104
280-4797-19	Equipment Blank	96	101	97	113
280-4797-20	Field Blank	89	97	95	107
280-4797-21	TRIP BLANK	83	97	97	90
MB 280-21823/6		95	107	106	98
MB 280-21886/6		89	100	87	101
LCS 280-21823/4		84	100	97	93
LCS 280-21886/4		79	95	83	96
LCSD 280-21823/5		91	106	107	101
280-4797-1 MS	MW-1A MS	79	94	80	98
280-4846-J-1 MS		88	102	102	95
280-4797-1 MSD	MW-1A MSD	84	99	87	102

Surrogate	Acceptance Limits
DCA = 1,2-Dichloroethane-d4 (Surr)	70-127
TOL = Toluene-d8 (Surr)	80-125
BFB = 4-Bromofluorobenzene (Surr)	78-118
DBFM = Dibromofluoromethane (Surr)	77-119

Client: Waste Management

Job Number: 280-4797-1

Surrogate Recovery Report

8260B Volatile Organic Compounds (GC/MS)

Client Matrix: Water

Lab Sample ID	Client Sample ID	DCA %Rec	TOL %Rec	BFB %Rec	DBFM %Rec
280-4846-J-1 MSD		89	102	101	98

Surrogate	Acceptance Limits
DCA = 1,2-Dichloroethane-d4 (Surr)	70-127
TOL = Toluene-d8 (Surr)	80-125
BFB = 4-Bromofluorobenzene (Surr)	78-118
DBFM = Dibromofluoromethane (Surr)	77-119

Client: Waste Management

Job Number: 280-4797-1

Surrogate Recovery Report

504.1 EDB, DBCP and 1,2,3-TCP (GC)

Client Matrix: Water

Lab Sample ID	Client Sample ID	12DBP1 %Rec
280-4797-1	MW-1A	106
280-4797-2	MW-1B	110
280-4797-3	MW-2AR	102
280-4797-4	MW-2B	110
280-4797-5	MW-3A	110
280-4797-6	MW-3B	106
280-4797-7	MW-4A	111
280-4797-8	MW-4B	113
280-4797-9	MW-5A	110
280-4797-10	MW-5B	116
280-4797-11	MW-6AR	115
280-4797-12	MW-6BR	113
280-4797-13	MW-7A	115
280-4797-14	MW-7B	113
280-4797-15	MW-8R	120
280-4797-16	MW-FL1	113
280-4797-17	MW-FL2R	114
280-4797-18	MW-FL3	134J1
280-4797-19	Equipment Blank	116
280-4797-20	Field Blank	112
MB 280-21647/3-A		112
MB 280-21840/3-A		146J1
LCS 280-21647/1-A		108
LCS 280-21840/1-A		96
LCSD 280-21647/2-A		110
LCSD 280-21840/2-A		102
LLCS 280-21647/4-A		99
LLCS 280-21840/4-A		108

Surrogate	Acceptance Limits
12DBP = 1,2-Dibromopropane	70-130

Client: Waste Management

Job Number: 280-4797-1

Method Blank - Batch: 280-21823

Method: 8260B
Preparation: 5030B

Lab Sample ID: MB 280-21823/6
Client Matrix: Water
Dilution: 1.0
Date Analyzed: 07/06/2010 0803
Date Prepared: 07/06/2010 0803

Analysis Batch: 280-21823
Prep Batch: N/A
Units: ug/L

Instrument ID: MSV_G2
Lab File ID: g2_2916.D
Initial Weight/Volume: 20 mL
Final Weight/Volume: 20 mL

Analyte	Result	Qual	MDL	RL
Acetone	1.9	U	1.9	10
Acrylonitrile	1.4	U	1.4	20
Benzene	0.16	U	0.16	1.0
Bromochloromethane	0.10	U	0.10	1.0
Bromodichloromethane	0.17	U	0.17	1.0
Bromoform	0.19	U	0.19	1.0
Bromomethane	0.21	U	0.21	2.0
Carbon disulfide	0.45	U	0.45	2.0
Carbon tetrachloride	0.19	U	0.19	1.0
Chlorobenzene	0.17	U	0.17	1.0
Dibromochloromethane	0.17	U	0.17	1.0
Chloroethane	0.41	U	0.41	2.0
Chloroform	0.16	U	0.16	1.0
Dibromomethane	0.17	U	0.17	1.0
1,2-Dichlorobenzene	0.15	U	0.15	1.0
1,4-Dichlorobenzene	0.16	U	0.16	1.0
trans-1,4-Dichloro-2-butene	0.80	U	0.80	3.0
1,1-Dichloroethane	0.22	U	0.22	1.0
1,2-Dichloroethane	0.13	U	0.13	1.0
cis-1,2-Dichloroethene	0.15	U	0.15	1.0
trans-1,2-Dichloroethene	0.15	U	0.15	1.0
1,1-Dichloroethene	0.23	U	0.23	1.0
1,2-Dichloropropane	0.18	U	0.18	1.0
cis-1,3-Dichloropropene	0.16	U	0.16	1.0
trans-1,3-Dichloropropene	0.19	U	0.19	3.0
Ethylbenzene	0.16	U	0.16	1.0
2-Hexanone	1.7	U	1.7	5.0
Iodomethane	0.23	U	0.23	1.0
Methylene Chloride	0.349	I	0.32	2.0
4-Methyl-2-pentanone (MIBK)	0.98	U	0.98	5.0
Styrene	0.17	U	0.17	1.0
1,1,1,2-Tetrachloroethane	0.21	U	0.21	1.0
1,1,2,2-Tetrachloroethane	0.21	U	0.21	1.0
Tetrachloroethene	0.20	U	0.20	1.0
1,1,1-Trichloroethane	0.16	U	0.16	1.0
1,1,2-Trichloroethane	0.27	U	0.27	1.0
Trichloroethene	0.16	U	0.16	1.0
Trichlorofluoromethane	0.29	U	0.29	2.0
1,2,3-Trichloropropane	0.33	U	0.33	2.5
Vinyl acetate	0.94	U	0.94	3.0
Vinyl chloride	0.40	U	0.40	1.0
Xylenes (total)	0.19	U	0.19	2.0
Chloromethane	0.30	U	0.30	2.0

Client: Waste Management

Job Number: 280-4797-1

Method Blank - Batch: 280-21823

Method: 8260B
Preparation: 5030B

Lab Sample ID:	MB 280-21823/6	Analysis Batch:	280-21823	Instrument ID:	MSV_G2
Client Matrix:	Water	Prep Batch:	N/A	Lab File ID:	g2_2916.D
Dilution:	1.0	Units:	ug/L	Initial Weight/Volume:	20 mL
Date Analyzed:	07/06/2010 0803			Final Weight/Volume:	20 mL
Date Prepared:	07/06/2010 0803				

Analyte	Result	Qual	MDL	RL
2-Butanone (MEK)	2.0	U	2.0	6.0
Toluene	0.17	U	0.17	1.0

Surrogate	% Rec	Acceptance Limits
1,2-Dichloroethane-d4 (Surr)	95	70 - 127
Toluene-d8 (Surr)	107	80 - 125
4-Bromofluorobenzene (Surr)	106	78 - 118
Dibromofluoromethane (Surr)	98	77 - 119

Client: Waste Management

Job Number: 280-4797-1

Lab Control Sample/
Lab Control Sample Duplicate Recovery Report - Batch: 280-21823

Method: 8260B
Preparation: 5030B

LCS Lab Sample ID:	LCS 280-21823/4	Analysis Batch:	280-21823	Instrument ID:	MSV_G2
Client Matrix:	Water	Prep Batch:	N/A	Lab File ID:	g2_2913.D
Dilution:	1.0	Units:	ug/L	Initial Weight/Volume:	20 mL
Date Analyzed:	07/06/2010 0701			Final Weight/Volume:	20 mL
Date Prepared:	07/06/2010 0701				

LCSD Lab Sample ID:	LCSD 280-21823/5	Analysis Batch:	280-21823	Instrument ID:	MSV_G2
Client Matrix:	Water	Prep Batch:	N/A	Lab File ID:	g2_2914.D
Dilution:	1.0	Units:	ug/L	Initial Weight/Volume:	20 mL
Date Analyzed:	07/06/2010 0721			Final Weight/Volume:	20 mL
Date Prepared:	07/06/2010 0721				

Analyte	% Rec. LCS	% Rec. LCSD	Limit	RPD	RPD Limit	LCS Qual	LCSD Qual
Benzene	98	107	77 - 120	9	20		
Bromodichloromethane	81	90	78 - 120	10	20		
Carbon tetrachloride	97	105	80 - 120	8	21		
Chlorobenzene	99	106	78 - 120	7	20		
Chloroform	94	102	78 - 120	8	20		
1,1-Dichloroethane	96	105	77 - 120	9	21		
trans-1,2-Dichloroethene	99	108	80 - 120	9	24		
1,1-Dichloroethene	102	109	68 - 133	7	20		
1,2-Dichloropropane	88	97	76 - 120	9	20		
Ethylbenzene	97	106	78 - 120	8	26		
Methylene Chloride	96	107	71 - 120	10	20		
Tetrachloroethene	102	108	77 - 120	6	20		
1,1,1-Trichloroethane	94	101	78 - 120	7	20		
Trichloroethene	93	104	78 - 122	11	20		
1,3-Dichlorobenzene	99	107	75 - 120	8	20		
Toluene	93	103	73 - 120	11	20		

Surrogate	LCS % Rec	LCSD % Rec	Acceptance Limits
1,2-Dichloroethane-d4 (Surr)	84	91	70 - 127
Toluene-d8 (Surr)	100	106	80 - 125
4-Bromofluorobenzene (Surr)	97	107	78 - 118
Dibromofluoromethane (Surr)	93	101	77 - 119

Client: Waste Management

Job Number: 280-4797-1

Laboratory Control/
Laboratory Duplicate Data Report - Batch: 280-21823

Method: 8260B
Preparation: 5030B

LCS Lab Sample ID:	LCS 280-21823/4	Units:	ug/L	LCSD Lab Sample ID:	LCSD 280-21823/5
Client Matrix:	Water			Client Matrix:	Water
Dilution:	1.0			Dilution:	1.0
Date Analyzed:	07/06/2010 0701			Date Analyzed:	07/06/2010 0721
Date Prepared:	07/06/2010 0701			Date Prepared:	07/06/2010 0721

Analyte	LCS Spike Amount	LCSD Spike Amount	LCS Result/Qual	LCSD Result/Qual
Benzene	5.00	5.00	4.88	5.35
Bromodichloromethane	5.00	5.00	4.06	4.50
Carbon tetrachloride	5.00	5.00	4.85	5.24
Chlorobenzene	5.00	5.00	4.95	5.32
Chloroform	5.00	5.00	4.71	5.09
1,1-Dichloroethane	5.00	5.00	4.79	5.25
trans-1,2-Dichloroethene	5.00	5.00	4.93	5.40
1,1-Dichloroethene	5.00	5.00	5.08	5.43
1,2-Dichloropropane	5.00	5.00	4.39	4.83
Ethylbenzene	5.00	5.00	4.87	5.29
Methylene Chloride	5.00	5.00	4.82	5.33
Tetrachloroethene	5.00	5.00	5.09	5.42
1,1,1-Trichloroethane	5.00	5.00	4.72	5.07
Trichloroethene	5.00	5.00	4.64	5.18
1,3-Dichlorobenzene	5.00	5.00	4.93	5.36
Toluene	5.00	5.00	4.64	5.17

Client: Waste Management

Job Number: 280-4797-1

Matrix Spike/
Matrix Spike Duplicate Recovery Report - Batch: 280-21823

Method: 8260B
Preparation: 5030B

MS Lab Sample ID:	280-4846-J-1 MS	Analysis Batch:	280-21823	Instrument ID:	MSV_G2
Client Matrix:	Water	Prep Batch:	N/A	Lab File ID:	g2_2922.D
Dilution:	1.0			Initial Weight/Volume:	20 mL
Date Analyzed:	07/06/2010 1009			Final Weight/Volume:	20 mL
Date Prepared:	07/06/2010 1009				

MSD Lab Sample ID:	280-4846-J-1 MSD	Analysis Batch:	280-21823	Instrument ID:	MSV_G2
Client Matrix:	Water	Prep Batch:	N/A	Lab File ID:	g2_2923.D
Dilution:	1.0			Initial Weight/Volume:	20 mL
Date Analyzed:	07/06/2010 1029			Final Weight/Volume:	20 mL
Date Prepared:	07/06/2010 1029				

	% Rec.						
Analyte	MS	MSD	Limit	RPD	RPD Limit	MS Qual	MSD Qual
Benzene	91	94	77 - 120	4	20		
Bromodichloromethane	78	82	78 - 120	5	20		
Carbon tetrachloride	88	91	80 - 120	3	21		
Chlorobenzene	94	95	78 - 120	1	20		
Chloroform	88	92	78 - 120	4	20		
1,1-Dichloroethane	90	92	77 - 120	2	21		
trans-1,2-Dichloroethene	90	92	80 - 120	3	24		
1,1-Dichloroethene	91	94	68 - 133	3	20		
1,2-Dichloropropane	85	88	76 - 120	3	20		
Ethylbenzene	91	93	78 - 120	1	26		
Methylene Chloride	85	89	71 - 120	4	20		
Tetrachloroethene	93	94	77 - 120	1	20		
1,1,1-Trichloroethane	85	88	78 - 120	4	20		
Trichloroethene	88	89	78 - 122	1	20		
1,3-Dichlorobenzene	93	96	75 - 120	3	20		
Toluene	89	92	73 - 120	3	20		

Surrogate	MS % Rec	MSD % Rec	Acceptance Limits
1,2-Dichloroethane-d4 (Surr)	88	89	70 - 127
Toluene-d8 (Surr)	102	102	80 - 125
4-Bromofluorobenzene (Surr)	102	101	78 - 118
Dibromofluoromethane (Surr)	95	98	77 - 119

Client: Waste Management

Job Number: 280-4797-1

Matrix Spike/
Matrix Spike Duplicate Recovery Report - Batch: 280-21823

Method: 8260B
Preparation: 5030B

MS Lab Sample ID:	280-4846-J-1 MS	Units: ug/L	MSD Lab Sample ID:	280-4846-J-1 MSD
Client Matrix:	Water		Client Matrix:	Water
Dilution:	1.0		Dilution:	1.0
Date Analyzed:	07/06/2010 1009		Date Analyzed:	07/06/2010 1029
Date Prepared:	07/06/2010 1009		Date Prepared:	07/06/2010 1029

Analyte	Sample Result/Qual		MS Spike Amount	MSD Spike Amount	MS Result/Qual	MSD Result/Qual
Benzene	0.16	U	5.00	5.00	4.55	4.71
Bromodichloromethane	0.17	U	5.00	5.00	3.90	4.12
Carbon tetrachloride	0.19	U	5.00	5.00	4.42	4.56
Chlorobenzene	0.17	U	5.00	5.00	4.69	4.75
Chloroform	0.16	U	5.00	5.00	4.39	4.58
1,1-Dichloroethane	0.22	U	5.00	5.00	4.50	4.60
trans-1,2-Dichloroethene	0.15	U	5.00	5.00	4.48	4.62
1,1-Dichloroethene	0.23	U	5.00	5.00	4.56	4.69
1,2-Dichloropropane	0.18	U	5.00	5.00	4.27	4.40
Ethylbenzene	0.16	U	5.00	5.00	4.57	4.63
Methylene Chloride	0.44	I	5.00	5.00	4.68	4.87
Tetrachloroethene	0.20	U	5.00	5.00	4.66	4.72
1,1,1-Trichloroethane	0.16	U	5.00	5.00	4.26	4.41
Trichloroethene	0.16	U	5.00	5.00	4.39	4.45
1,3-Dichlorobenzene	0.13	U	5.00	5.00	4.65	4.78
Toluene	0.17	U	5.00	5.00	4.46	4.60

Client: Waste Management

Job Number: 280-4797-1

Method Blank - Batch: 280-21886

Method: 8260B
Preparation: 5030B

Lab Sample ID: MB 280-21886/6
Client Matrix: Water
Dilution: 1.0
Date Analyzed: 07/05/2010 2040
Date Prepared: 07/05/2010 2040

Analysis Batch: 280-21886
Prep Batch: N/A
Units: ug/L

Instrument ID: MSV_Q
Lab File ID: Q6424.D
Initial Weight/Volume: 20 mL
Final Weight/Volume: 20 mL

Analyte	Result	Qual	MDL	RL
Acetone	1.9	U	1.9	10
Acrylonitrile	1.4	U	1.4	20
Benzene	0.16	U	0.16	1.0
Bromochloromethane	0.10	U	0.10	1.0
Bromodichloromethane	0.17	U	0.17	1.0
Bromoform	0.19	U	0.19	1.0
Bromomethane	0.21	U	0.21	2.0
Carbon disulfide	0.45	U	0.45	2.0
Carbon tetrachloride	0.19	U	0.19	1.0
Chlorobenzene	0.17	U	0.17	1.0
Dibromochloromethane	0.17	U	0.17	1.0
Chloroethane	0.41	U	0.41	2.0
Chloroform	0.16	U	0.16	1.0
Dibromomethane	0.17	U	0.17	1.0
1,2-Dichlorobenzene	0.15	U	0.15	1.0
1,4-Dichlorobenzene	0.16	U	0.16	1.0
trans-1,4-Dichloro-2-butene	0.80	U	0.80	3.0
1,1-Dichloroethane	0.22	U	0.22	1.0
1,2-Dichloroethane	0.13	U	0.13	1.0
cis-1,2-Dichloroethene	0.15	U	0.15	1.0
trans-1,2-Dichloroethene	0.15	U	0.15	1.0
1,1-Dichloroethene	0.23	U	0.23	1.0
1,2-Dichloropropane	0.18	U	0.18	1.0
cis-1,3-Dichloropropene	0.16	U	0.16	1.0
trans-1,3-Dichloropropene	0.19	U	0.19	3.0
Ethylbenzene	0.16	U	0.16	1.0
2-Hexanone	1.7	U	1.7	5.0
Iodomethane	0.23	U	0.23	1.0
Methylene Chloride	0.32	U	0.32	2.0
4-Methyl-2-pentanone (MIBK)	0.98	U	0.98	5.0
Styrene	0.17	U	0.17	1.0
1,1,1,2-Tetrachloroethane	0.21	U	0.21	1.0
1,1,2,2-Tetrachloroethane	0.21	U	0.21	1.0
Tetrachloroethene	0.20	U	0.20	1.0
1,1,1-Trichloroethane	0.16	U	0.16	1.0
1,1,2-Trichloroethane	0.27	U	0.27	1.0
Trichloroethene	0.16	U	0.16	1.0
Trichlorofluoromethane	0.29	U	0.29	2.0
1,2,3-Trichloropropane	0.33	U	0.33	2.5
Vinyl acetate	0.94	U	0.94	3.0
Vinyl chloride	0.40	U	0.40	1.0
Xylenes (total)	0.19	U	0.19	2.0
Chloromethane	0.30	U	0.30	2.0

Client: Waste Management

Job Number: 280-4797-1

Method Blank - Batch: 280-21886

Method: 8260B
Preparation: 5030B

Lab Sample ID:	MB 280-21886/6	Analysis Batch:	280-21886	Instrument ID:	MSV_Q
Client Matrix:	Water	Prep Batch:	N/A	Lab File ID:	Q6424.D
Dilution:	1.0	Units:	ug/L	Initial Weight/Volume:	20 mL
Date Analyzed:	07/05/2010 2040			Final Weight/Volume:	20 mL
Date Prepared:	07/05/2010 2040				

Analyte	Result	Qual	MDL	RL
2-Butanone (MEK)	2.0	U	2.0	6.0
Toluene	0.17	U	0.17	1.0

Surrogate	% Rec	Acceptance Limits
1,2-Dichloroethane-d4 (Surr)	89	70 - 127
Toluene-d8 (Surr)	100	80 - 125
4-Bromofluorobenzene (Surr)	87	78 - 118
Dibromofluoromethane (Surr)	101	77 - 119

Client: Waste Management

Job Number: 280-4797-1

Lab Control Sample - Batch: 280-21886

Method: 8260B
Preparation: 5030B

Lab Sample ID:	LCS 280-21886/4	Analysis Batch:	280-21886	Instrument ID:	MSV_Q
Client Matrix:	Water	Prep Batch:	N/A	Lab File ID:	Q6422.D
Dilution:	1.0	Units:	ug/L	Initial Weight/Volume:	20 mL
Date Analyzed:	07/05/2010 1954			Final Weight/Volume:	20 mL
Date Prepared:	07/05/2010 1954				

Analyte	Spike Amount	Result	% Rec.	Limit	Qual
Benzene	5.00	4.69	94	77 - 120	
Bromodichloromethane	5.00	4.30	86	78 - 120	
Carbon tetrachloride	5.00	5.03	101	80 - 120	
Chlorobenzene	5.00	4.45	89	78 - 120	
Chloroform	5.00	4.31	86	78 - 120	
1,1-Dichloroethane	5.00	4.84	97	77 - 120	
trans-1,2-Dichloroethene	5.00	5.21	104	80 - 120	
1,1-Dichloroethene	5.00	6.21	124	68 - 133	
1,2-Dichloropropane	5.00	4.38	88	76 - 120	
Ethylbenzene	5.00	4.84	97	78 - 120	
Methylene Chloride	5.00	4.30	86	71 - 120	
Tetrachloroethene	5.00	4.92	98	77 - 120	
1,1,1-Trichloroethane	5.00	4.75	95	78 - 120	
Trichloroethene	5.00	4.56	91	78 - 122	
1,3-Dichlorobenzene	5.00	4.68	94	75 - 120	
Toluene	5.00	4.54	91	73 - 120	

Surrogate	% Rec	Acceptance Limits
1,2-Dichloroethane-d4 (Surr)	79	70 - 127
Toluene-d8 (Surr)	95	80 - 125
4-Bromofluorobenzene (Surr)	83	78 - 118
Dibromofluoromethane (Surr)	96	77 - 119

Client: Waste Management

Job Number: 280-4797-1

Matrix Spike/
Matrix Spike Duplicate Recovery Report - Batch: 280-21886

Method: 8260B
Preparation: 5030B

MS Lab Sample ID:	280-4797-1	Analysis Batch:	280-21886	Instrument ID:	MSV_Q
Client Matrix:	Water	Prep Batch:	N/A	Lab File ID:	Q6426.D
Dilution:	1.0			Initial Weight/Volume:	20 mL
Date Analyzed:	07/05/2010 2127			Final Weight/Volume:	20 mL
Date Prepared:	07/05/2010 2127				

MSD Lab Sample ID:	280-4797-1	Analysis Batch:	280-21886	Instrument ID:	MSV_Q
Client Matrix:	Water	Prep Batch:	N/A	Lab File ID:	Q6427.D
Dilution:	1.0			Initial Weight/Volume:	20 mL
Date Analyzed:	07/05/2010 2150			Final Weight/Volume:	20 mL
Date Prepared:	07/05/2010 2150				

	% Rec.						
Analyte	MS	MSD	Limit	RPD	RPD Limit	MS Qual	MSD Qual
Benzene	100	102	77 - 120	2	20		
Bromodichloromethane	91	91	78 - 120	0	20		
Carbon tetrachloride	107	108	80 - 120	1	21		
Chlorobenzene	95	97	78 - 120	3	20		
Chloroform	104	85	78 - 120	20	20		
1,1-Dichloroethane	104	105	77 - 120	1	21		
trans-1,2-Dichloroethene	105	109	80 - 120	4	24		
1,1-Dichloroethene	144	142	68 - 133	2	20	J3	J3
1,2-Dichloropropane	93	95	76 - 120	2	20		
Ethylbenzene	104	106	78 - 120	2	26		
Methylene Chloride	92	95	71 - 120	3	20		
Tetrachloroethene	107	105	77 - 120	2	20		
1,1,1-Trichloroethane	104	105	78 - 120	1	20		
Trichloroethene	97	97	78 - 122	0	20		
1,3-Dichlorobenzene	98	100	75 - 120	3	20		
Toluene	100	101	73 - 120	1	20		

Surrogate	MS % Rec	MSD % Rec	Acceptance Limits
1,2-Dichloroethane-d4 (Surr)	79	84	70 - 127
Toluene-d8 (Surr)	94	99	80 - 125
4-Bromofluorobenzene (Surr)	80	87	78 - 118
Dibromofluoromethane (Surr)	98	102	77 - 119

Client: Waste Management

Job Number: 280-4797-1

Matrix Spike/
Matrix Spike Duplicate Recovery Report - Batch: 280-21886

Method: 8260B
Preparation: 5030B

MS Lab Sample ID:	280-4797-1	Units: ug/L	MSD Lab Sample ID:	280-4797-1
Client Matrix:	Water		Client Matrix:	Water
Dilution:	1.0		Dilution:	1.0
Date Analyzed:	07/05/2010 2127		Date Analyzed:	07/05/2010 2150
Date Prepared:	07/05/2010 2127		Date Prepared:	07/05/2010 2150

Analyte	Sample Result/Qual		MS Spike Amount	MSD Spike Amount	MS Result/Qual		MSD Result/Qual	
Benzene	0.16	U	5.00	5.00	5.02		5.11	
Bromodichloromethane	0.17	U	5.00	5.00	4.53		4.55	
Carbon tetrachloride	0.19	U	5.00	5.00	5.35		5.39	
Chlorobenzene	0.17	U	5.00	5.00	4.73		4.87	
Chloroform	0.16	U	5.00	5.00	5.20		4.25	
1,1-Dichloroethane	0.22	U	5.00	5.00	5.21		5.26	
trans-1,2-Dichloroethene	0.15	U	5.00	5.00	5.27		5.46	
1,1-Dichloroethene	0.23	U	5.00	5.00	7.22	J3	7.08	J3
1,2-Dichloropropane	0.18	U	5.00	5.00	4.63		4.74	
Ethylbenzene	0.16	U	5.00	5.00	5.19		5.29	
Methylene Chloride	0.32	U	5.00	5.00	4.61		4.76	
Tetrachloroethene	0.20	U	5.00	5.00	5.36		5.25	
1,1,1-Trichloroethane	0.16	U	5.00	5.00	5.20		5.24	
Trichloroethene	0.16	U	5.00	5.00	4.86		4.87	
1,3-Dichlorobenzene	0.13	U	5.00	5.00	4.88		5.01	
Toluene	0.17	U	5.00	5.00	4.98		5.04	

Client: Waste Management

Job Number: 280-4797-1

Method Blank - Batch: 280-21647

Method: 504.1
Preparation: 504.1

Lab Sample ID: MB 280-21647/3-A
Client Matrix: Water
Dilution: 1.0
Date Analyzed: 07/03/2010 1406
Date Prepared: 07/02/2010 1357

Analysis Batch: 280-21910
Prep Batch: 280-21647
Units: ug/L

Instrument ID: GCS_E
Lab File ID: 030F2801.D
Initial Weight/Volume: 35 mL
Final Weight/Volume: 35 mL
Injection Volume: 3 uL
Column ID: PRIMARY

Analyte	Result	Qual	MDL	RL
1,2-Dibromoethane	0.0037	U	0.0037	0.020
1,2-Dibromo-3-Chloropropane	0.0068	U	0.0068	0.020

Surrogate	% Rec	Acceptance Limits
1,2-Dibromopropane	112	70 - 130

Low Level Control Sample - Batch: 280-21647

Method: 504.1
Preparation: 504.1

Lab Sample ID: LLCS 280-21647/4-A
Client Matrix: Water
Dilution: 1.0
Date Analyzed: 07/03/2010 1426
Date Prepared: 07/02/2010 1357

Analysis Batch: 280-21910
Prep Batch: 280-21647
Units: ug/L

Instrument ID: GCS_E
Lab File ID: 031F2901.D
Initial Weight/Volume: 35 mL
Final Weight/Volume: 35 mL
Injection Volume: 3 uL
Column ID: PRIMARY

Analyte	Spike Amount	Result	% Rec.	Limit	Qual
1,2-Dibromoethane	0.0200	0.0209	104	70 - 130	
1,2-Dibromo-3-Chloropropane	0.0200	0.0221	110	70 - 130	

Surrogate	% Rec	Acceptance Limits
1,2-Dibromopropane	99	70 - 130

Client: Waste Management

Job Number: 280-4797-1

Lab Control Sample/
Lab Control Sample Duplicate Recovery Report - Batch: 280-21647

Method: 504.1
Preparation: 504.1

LCS Lab Sample ID:	LCS 280-21647/1-A	Analysis Batch:	280-21910	Instrument ID:	GCS_E
Client Matrix:	Water	Prep Batch:	280-21647	Lab File ID:	028F2601.D
Dilution:	1.0	Units:	ug/L	Initial Weight/Volume:	35 mL
Date Analyzed:	07/03/2010 1326			Final Weight/Volume:	35 mL
Date Prepared:	07/02/2010 1357			Injection Volume:	3 uL
				Column ID:	PRIMARY

LCSD Lab Sample ID:	LCSD 280-21647/2-A	Analysis Batch:	280-21910	Instrument ID:	GCS_E
Client Matrix:	Water	Prep Batch:	280-21647	Lab File ID:	029F2701.D
Dilution:	1.0	Units:	ug/L	Initial Weight/Volume:	35 mL
Date Analyzed:	07/03/2010 1346			Final Weight/Volume:	35 mL
Date Prepared:	07/02/2010 1357			Injection Volume:	3 uL
				Column ID:	PRIMARY

Analyte	% Rec. LCS	% Rec. LCSD	Limit	RPD	RPD Limit	LCS Qual	LCSD Qual
1,2-Dibromoethane	81	82	70 - 130	1	30		
1,2-Dibromo-3-Chloropropane	98	102	70 - 130	4	30		

Surrogate	LCS % Rec	LCSD % Rec	Acceptance Limits
1,2-Dibromopropane	108	110	70 - 130

Laboratory Control/
Laboratory Duplicate Data Report - Batch: 280-21647

Method: 504.1
Preparation: 504.1

LCS Lab Sample ID:	LCS 280-21647/1-A	Units:	ug/L	LCSD Lab Sample ID:	LCSD 280-21647/2-A
Client Matrix:	Water			Client Matrix:	Water
Dilution:	1.0			Dilution:	1.0
Date Analyzed:	07/03/2010 1326			Date Analyzed:	07/03/2010 1346
Date Prepared:	07/02/2010 1357			Date Prepared:	07/02/2010 1357

Analyte	LCS Spike Amount	LCSD Spike Amount	LCS Result/Qual	LCSD Result/Qual
1,2-Dibromoethane	0.250	0.250	0.202	0.204
1,2-Dibromo-3-Chloropropane	0.250	0.250	0.245	0.254

Client: Waste Management

Job Number: 280-4797-1

Method Blank - Batch: 280-21840

Method: 504.1
Preparation: 504.1

Lab Sample ID: MB 280-21840/3-A
Client Matrix: Water
Dilution: 1.0
Date Analyzed: 07/07/2010 1145
Date Prepared: 07/06/2010 1219

Analysis Batch: 280-22397
Prep Batch: 280-21840
Units: ug/L

Instrument ID: GCS_E
Lab File ID: 006F0601.D
Initial Weight/Volume: 35 mL
Final Weight/Volume: 35 mL
Injection Volume: 3 uL
Column ID: PRIMARY

Analyte	Result	Qual	MDL	RL
1,2-Dibromoethane	0.0037	U	0.0037	0.020
1,2-Dibromo-3-Chloropropane	0.0068	U	0.0068	0.020

Surrogate	% Rec		Acceptance Limits
1,2-Dibromopropane	146	J1	70 - 130

Low Level Control Sample - Batch: 280-21840

Method: 504.1
Preparation: 504.1

Lab Sample ID: LLCS 280-21840/4-A
Client Matrix: Water
Dilution: 1.0
Date Analyzed: 07/07/2010 1205
Date Prepared: 07/06/2010 1219

Analysis Batch: 280-22397
Prep Batch: 280-21840
Units: ug/L

Instrument ID: GCS_E
Lab File ID: 007F0701.D
Initial Weight/Volume: 35 mL
Final Weight/Volume: 35 mL
Injection Volume: 3 uL
Column ID: PRIMARY

Analyte	Spike Amount	Result	% Rec.	Limit	Qual
1,2-Dibromoethane	0.0200	0.0235	118	70 - 130	
1,2-Dibromo-3-Chloropropane	0.0200	0.0235	117	70 - 130	

Surrogate	% Rec	Acceptance Limits
1,2-Dibromopropane	108	70 - 130

Client: Waste Management

Job Number: 280-4797-1

Lab Control Sample/
Lab Control Sample Duplicate Recovery Report - Batch: 280-21840

Method: 504.1
Preparation: 504.1

LCS Lab Sample ID:	LCS 280-21840/1-A	Analysis Batch:	280-22397	Instrument ID:	GCS_E
Client Matrix:	Water	Prep Batch:	280-21840	Lab File ID:	004F0401.D
Dilution:	1.0	Units:	ug/L	Initial Weight/Volume:	35 mL
Date Analyzed:	07/07/2010 1106			Final Weight/Volume:	35 mL
Date Prepared:	07/06/2010 1219			Injection Volume:	3 uL
				Column ID:	PRIMARY

LCSD Lab Sample ID:	LCSD 280-21840/2-A	Analysis Batch:	280-22397	Instrument ID:	GCS_E
Client Matrix:	Water	Prep Batch:	280-21840	Lab File ID:	005F0501.D
Dilution:	1.0	Units:	ug/L	Initial Weight/Volume:	35 mL
Date Analyzed:	07/07/2010 1125			Final Weight/Volume:	35 mL
Date Prepared:	07/06/2010 1219			Injection Volume:	3 uL
				Column ID:	PRIMARY

Analyte	% Rec. LCS	% Rec. LCSD	Limit	RPD	RPD Limit	LCS Qual	LCSD Qual
1,2-Dibromoethane	73	79	70 - 130	7	30		
1,2-Dibromo-3-Chloropropane	89	90	70 - 130	1	30		

Surrogate	LCS % Rec	LCSD % Rec	Acceptance Limits
1,2-Dibromopropane	96	102	70 - 130

Laboratory Control/
Laboratory Duplicate Data Report - Batch: 280-21840

Method: 504.1
Preparation: 504.1

LCS Lab Sample ID:	LCS 280-21840/1-A	Units:	ug/L	LCSD Lab Sample ID:	LCSD 280-21840/2-A
Client Matrix:	Water			Client Matrix:	Water
Dilution:	1.0			Dilution:	1.0
Date Analyzed:	07/07/2010 1106			Date Analyzed:	07/07/2010 1125
Date Prepared:	07/06/2010 1219			Date Prepared:	07/06/2010 1219

Analyte	LCS Spike Amount	LCSD Spike Amount	LCS Result/Qual	LCSD Result/Qual
1,2-Dibromoethane	0.250	0.250	0.184	0.197
1,2-Dibromo-3-Chloropropane	0.250	0.250	0.223	0.226

Client: Waste Management

Job Number: 280-4797-1

Method Blank - Batch: 280-21083

Method: 6010B
Preparation: 3005A
Total Recoverable

Lab Sample ID: MB 280-21083/1-A
Client Matrix: Water
Dilution: 1.0
Date Analyzed: 06/30/2010 1531
Date Prepared: 06/29/2010 1530

Analysis Batch: 280-21387
Prep Batch: 280-21083
Units: mg/L

Instrument ID: MT_025
Lab File ID: 25A2063010.txt
Initial Weight/Volume: 50 mL
Final Weight/Volume: 50 mL

Analyte	Result	Qual	MDL	RL
Sodium	0.092	U	0.092	1.0

Method Blank - Batch: 280-21083

Method: 6010B
Preparation: 3005A
Total Recoverable

Lab Sample ID: MB 280-21083/1-A
Client Matrix: Water
Dilution: 1.0
Date Analyzed: 06/30/2010 1531
Date Prepared: 06/29/2010 1530

Analysis Batch: 280-21387
Prep Batch: 280-21083
Units: ug/L

Instrument ID: MT_025
Lab File ID: 25A2063010.txt
Initial Weight/Volume: 50 mL
Final Weight/Volume: 50 mL

Analyte	Result	Qual	MDL	RL
Aluminum	18	U	18	100
Barium	0.58	U	0.58	10
Manganese	0.25	U	0.25	10
Cadmium	0.45	U	0.45	5.0
Cobalt	0.12	U	0.12	10
Chromium	0.66	U	0.66	10
Copper	0.14	U	0.14	15
Nickel	1.3	U	1.3	40
Lead	2.6	U	2.6	9.0
Selenium	4.9	U	4.9	15
Iron	22	U	22	100
Vanadium	1.1	U	1.1	10
Zinc	4.5	U	4.5	20
Silver	0.93	U	0.93	10

Client: Waste Management

Job Number: 280-4797-1

Lab Control Sample - Batch: 280-21083

Method: 6010B
Preparation: 3005A
Total Recoverable

Lab Sample ID: LCS 280-21083/2-A
Client Matrix: Water
Dilution: 1.0
Date Analyzed: 06/30/2010 1533
Date Prepared: 06/29/2010 1530

Analysis Batch: 280-21387
Prep Batch: 280-21083
Units: mg/L

Instrument ID: MT_025
Lab File ID: 25A2063010.txt
Initial Weight/Volume: 50 mL
Final Weight/Volume: 50 mL

Analyte	Spike Amount	Result	% Rec.	Limit	Qual
Sodium	50.0	52.3	105	90 - 115	

Lab Control Sample - Batch: 280-21083

Method: 6010B
Preparation: 3005A
Total Recoverable

Lab Sample ID: LCS 280-21083/2-A
Client Matrix: Water
Dilution: 1.0
Date Analyzed: 06/30/2010 1533
Date Prepared: 06/29/2010 1530

Analysis Batch: 280-21387
Prep Batch: 280-21083
Units: ug/L

Instrument ID: MT_025
Lab File ID: 25A2063010.txt
Initial Weight/Volume: 50 mL
Final Weight/Volume: 50 mL

Analyte	Spike Amount	Result	% Rec.	Limit	Qual
Aluminum	2000	1740	87	87 - 111	
Barium	2000	1980	99	90 - 112	
Manganese	500	478	96	90 - 110	
Cadmium	100	98.8	99	88 - 111	
Cobalt	500	468	94	89 - 111	
Chromium	200	194	97	90 - 113	
Copper	250	245	98	86 - 112	
Nickel	500	473	95	89 - 111	
Lead	500	483	97	89 - 110	
Selenium	2000	2000	100	85 - 112	
Iron	1000	990	99	89 - 115	
Vanadium	500	496	99	90 - 111	
Zinc	500	473	95	85 - 111	
Silver	50.0	45.0	90	86 - 115	

Client: Waste Management

Job Number: 280-4797-1

Matrix Spike/
Matrix Spike Duplicate Recovery Report - Batch: 280-21083

Method: 6010B
Preparation: 3005A
Total Recoverable

MS Lab Sample ID:	280-4797-1	Analysis Batch:	280-21387	Instrument ID:	MT_025
Client Matrix:	Water	Prep Batch:	280-21083	Lab File ID:	25A2063010.txt
Dilution:	1.0			Initial Weight/Volume:	50 mL
Date Analyzed:	06/30/2010 1540			Final Weight/Volume:	50 mL
Date Prepared:	06/29/2010 1530				

MSD Lab Sample ID:	280-4797-1	Analysis Batch:	280-21387	Instrument ID:	MT_025
Client Matrix:	Water	Prep Batch:	280-21083	Lab File ID:	25A2063010.txt
Dilution:	1.0			Initial Weight/Volume:	50 mL
Date Analyzed:	06/30/2010 1543			Final Weight/Volume:	50 mL
Date Prepared:	06/29/2010 1530				

	% Rec.						
Analyte	MS	MSD	Limit	RPD	RPD Limit	MS Qual	MSD Qual
Sodium	103	105	70 - 203	1	40		

Client: Waste Management

Job Number: 280-4797-1

Matrix Spike/
Matrix Spike Duplicate Recovery Report - Batch: 280-21083

Method: 6010B
Preparation: 3005A
Total Recoverable

MS Lab Sample ID:	280-4797-1	Analysis Batch:	280-21387	Instrument ID:	MT_025
Client Matrix:	Water	Prep Batch:	280-21083	Lab File ID:	25A2063010.txt
Dilution:	1.0			Initial Weight/Volume:	50 mL
Date Analyzed:	06/30/2010 1540			Final Weight/Volume:	50 mL
Date Prepared:	06/29/2010 1530				

MSD Lab Sample ID:	280-4797-1	Analysis Batch:	280-21387	Instrument ID:	MT_025
Client Matrix:	Water	Prep Batch:	280-21083	Lab File ID:	25A2063010.txt
Dilution:	1.0			Initial Weight/Volume:	50 mL
Date Analyzed:	06/30/2010 1543			Final Weight/Volume:	50 mL
Date Prepared:	06/29/2010 1530				

	% Rec.						
Analyte	MS	MSD	Limit	RPD	RPD Limit	MS Qual	MSD Qual
Aluminum	86	87	83 - 119	1	25		
Barium	98	99	85 - 120	1	25		
Cadmium	98	99	82 - 119	0	25		
Manganese	95	95	79 - 121	0	25		
Cobalt	92	92	82 - 119	0	25		
Chromium	96	96	73 - 135	0	25		
Copper	97	97	82 - 129	0	25		
Nickel	93	93	84 - 120	0	25		
Lead	94	95	89 - 121	1	25		
Selenium	99	99	71 - 140	0	25		
Iron	94	95	52 - 155	1	25		
Vanadium	99	99	85 - 120	0	25		
Zinc	93	94	60 - 137	1	25		
Silver	90	90	75 - 141	0	25		

Client: Waste Management

Job Number: 280-4797-1

Matrix Spike/
Matrix Spike Duplicate Recovery Report - Batch: 280-21083

Method: 6010B
Preparation: 3005A
Total Recoverable

MS Lab Sample ID:	280-4797-1	Units: mg/L	MSD Lab Sample ID:	280-4797-1
Client Matrix:	Water		Client Matrix:	Water
Dilution:	1.0		Dilution:	1.0
Date Analyzed:	06/30/2010 1540		Date Analyzed:	06/30/2010 1543
Date Prepared:	06/29/2010 1530		Date Prepared:	06/29/2010 1530

Analyte	Sample Result/Qual	MS Spike Amount	MSD Spike Amount	MS Result/Qual	MSD Result/Qual
Sodium	6.2	50.0	50.0	57.9	58.7

Matrix Spike/
Matrix Spike Duplicate Recovery Report - Batch: 280-21083

Method: 6010B
Preparation: 3005A
Total Recoverable

MS Lab Sample ID:	280-4797-1	Units: ug/L	MSD Lab Sample ID:	280-4797-1
Client Matrix:	Water		Client Matrix:	Water
Dilution:	1.0		Dilution:	1.0
Date Analyzed:	06/30/2010 1540		Date Analyzed:	06/30/2010 1543
Date Prepared:	06/29/2010 1530		Date Prepared:	06/29/2010 1530

Analyte	Sample Result/Qual		MS Spike Amount	MSD Spike Amount	MS Result/Qual	MSD Result/Qual
Aluminum	20	I	2000	2000	1750	1760
Barium	18		2000	2000	1980	1990
Cadmium	0.45	U	100	100	98.2	98.7
Manganese	0.63	I	500	500	474	474
Cobalt	0.94	I	500	500	460	462
Chromium	1.1	I	200	200	192	193
Copper	2.7	I	250	250	246	245
Nickel	3.6	I	500	500	468	470
Lead	2.6	U	500	500	472	477
Selenium	4.9	U	2000	2000	1990	1990
Iron	52	I	1000	1000	993	1000
Vanadium	1.1	U	500	500	494	496
Zinc	4.5	U	500	500	466	469
Silver	0.93	U	50.0	50.0	45.0	45.0

Client: Waste Management

Job Number: 280-4797-1

Method Blank - Batch: 280-21084

Method: 6020
Preparation: 3005A
Total Recoverable

Lab Sample ID: MB 280-21084/1-A
Client Matrix: Water
Dilution: 1.0
Date Analyzed: 07/07/2010 0307
Date Prepared: 06/29/2010 1530

Analysis Batch: 280-22024
Prep Batch: 280-21084
Units: ug/L

Instrument ID: MT_024
Lab File ID: 093_BLK.D
Initial Weight/Volume: 50 mL
Final Weight/Volume: 50 mL

Analyte	Result	Qual	MDL	RL
Antimony	0.070	U	0.070	2.0
Arsenic	0.21	U	0.21	5.0
Beryllium	0.080	U	0.080	1.0
Thallium	0.0204	I	0.020	1.0

Lab Control Sample - Batch: 280-21084

Method: 6020
Preparation: 3005A
Total Recoverable

Lab Sample ID: LCS 280-21084/2-A
Client Matrix: Water
Dilution: 1.0
Date Analyzed: 07/07/2010 0309
Date Prepared: 06/29/2010 1530

Analysis Batch: 280-22024
Prep Batch: 280-21084
Units: ug/L

Instrument ID: MT_024
Lab File ID: 094_LCS.D
Initial Weight/Volume: 50 mL
Final Weight/Volume: 50 mL

Analyte	Spike Amount	Result	% Rec.	Limit	Qual
Antimony	40.0	41.8	105	85 - 115	
Arsenic	40.0	41.9	105	85 - 117	
Beryllium	40.0	43.4	109	80 - 125	
Thallium	40.0	40.6	102	85 - 118	

Client: Waste Management

Job Number: 280-4797-1

Matrix Spike/
Matrix Spike Duplicate Recovery Report - Batch: 280-21084

Method: 6020
Preparation: 3005A
Total Recoverable

MS Lab Sample ID:	280-4797-2	Analysis Batch:	280-22024	Instrument ID:	MT_024
Client Matrix:	Water	Prep Batch:	280-21084	Lab File ID:	099_MS.D
Dilution:	1.0			Initial Weight/Volume:	50 mL
Date Analyzed:	07/07/2010 0323			Final Weight/Volume:	50 mL
Date Prepared:	06/29/2010 1530				

MSD Lab Sample ID:	280-4797-2	Analysis Batch:	280-22024	Instrument ID:	MT_024
Client Matrix:	Water	Prep Batch:	280-21084	Lab File ID:	100_MSD.D
Dilution:	1.0			Initial Weight/Volume:	50 mL
Date Analyzed:	07/07/2010 0326			Final Weight/Volume:	50 mL
Date Prepared:	06/29/2010 1530				

	% Rec.						
Analyte	MS	MSD	Limit	RPD	RPD Limit	MS Qual	MSD Qual
Antimony	106	105	85 - 115	1	20		
Arsenic	106	106	85 - 117	0	20		
Beryllium	108	108	80 - 125	0	20		
Thallium	100	101	85 - 118	2	20		

Matrix Spike/
Matrix Spike Duplicate Recovery Report - Batch: 280-21084

Method: 6020
Preparation: 3005A
Total Recoverable

MS Lab Sample ID:	280-4797-2	Units: ug/L		MSD Lab Sample ID:	280-4797-2
Client Matrix:	Water			Client Matrix:	Water
Dilution:	1.0			Dilution:	1.0
Date Analyzed:	07/07/2010 0323			Date Analyzed:	07/07/2010 0326
Date Prepared:	06/29/2010 1530			Date Prepared:	06/29/2010 1530

	Sample		MS Spike	MSD Spike	MS	MSD
Analyte	Result/Qual		Amount	Amount	Result/Qual	Result/Qual
Antimony	0.070	U	40.0	40.0	42.5	41.9
Arsenic	3.2	I	40.0	40.0	45.6	45.6
Beryllium	0.080	U	40.0	40.0	43.1	43.1
Thallium	0.024	I	40.0	40.0	39.9	40.6

Client: Waste Management

Job Number: 280-4797-1

Method Blank - Batch: 280-20913

Method: 7470A
Preparation: 7470A

Lab Sample ID: MB 280-20913/1-A
Client Matrix: Water
Dilution: 1.0
Date Analyzed: 06/28/2010 1959
Date Prepared: 06/28/2010 1050

Analysis Batch: 280-21138
Prep Batch: 280-20913
Units: ug/L

Instrument ID: MT_033
Lab File ID: 100928AD2.txt
Initial Weight/Volume: 10 mL
Final Weight/Volume: 10 mL

Analyte	Result	Qual	MDL	RL
Mercury	0.027	U	0.027	0.20

Lab Control Sample - Batch: 280-20913

Method: 7470A
Preparation: 7470A

Lab Sample ID: LCS 280-20913/2-A
Client Matrix: Water
Dilution: 1.0
Date Analyzed: 06/28/2010 2002
Date Prepared: 06/28/2010 1050

Analysis Batch: 280-21138
Prep Batch: 280-20913
Units: ug/L

Instrument ID: MT_033
Lab File ID: 100928AD2.txt
Initial Weight/Volume: 10 mL
Final Weight/Volume: 10 mL

Analyte	Spike Amount	Result	% Rec.	Limit	Qual
Mercury	5.00	4.57	91	88 - 111	

Matrix Spike/
Matrix Spike Duplicate Recovery Report - Batch: 280-20913

Method: 7470A
Preparation: 7470A

MS Lab Sample ID: 280-4797-2
Client Matrix: Water
Dilution: 1.0
Date Analyzed: 06/28/2010 2015
Date Prepared: 06/28/2010 1050

Analysis Batch: 280-21138
Prep Batch: 280-20913

Instrument ID: MT_033
Lab File ID: 100928AD2.txt
Initial Weight/Volume: 10 mL
Final Weight/Volume: 10 mL

MSD Lab Sample ID: 280-4797-2
Client Matrix: Water
Dilution: 1.0
Date Analyzed: 06/28/2010 2018
Date Prepared: 06/28/2010 1050

Analysis Batch: 280-21138
Prep Batch: 280-20913

Instrument ID: MT_033
Lab File ID: 100928AD2.txt
Initial Weight/Volume: 10 mL
Final Weight/Volume: 10 mL

Analyte	% Rec. MS	% Rec. MSD	Limit	RPD	RPD Limit	MS Qual	MSD Qual
Mercury	89	86	88 - 111	4	10		J3

Client: Waste Management

Job Number: 280-4797-1

Matrix Spike/
Matrix Spike Duplicate Recovery Report - Batch: 280-20913

Method: 7470A
Preparation: 7470A

MS Lab Sample ID:	280-4797-2	Units: ug/L	MSD Lab Sample ID:	280-4797-2
Client Matrix:	Water		Client Matrix:	Water
Dilution:	1.0		Dilution:	1.0
Date Analyzed:	06/28/2010 2015		Date Analyzed:	06/28/2010 2018
Date Prepared:	06/28/2010 1050		Date Prepared:	06/28/2010 1050

Analyte	Sample Result/Qual		MS Spike Amount	MSD Spike Amount	MS Result/Qual	MSD Result/Qual	
Mercury	0.027	U	5.00	5.00	4.44	4.28	J3

Client: Waste Management

Job Number: 280-4797-1

Method Blank - Batch: 280-20935

Method: 300.0
Preparation: N/A

Lab Sample ID: MB 280-20935/6
Client Matrix: Water
Dilution: 1.0
Date Analyzed: 06/25/2010 1204
Date Prepared: N/A

Analysis Batch: 280-20935
Prep Batch: N/A
Units: mg/L

Instrument ID: WC_IC6
Lab File ID: 115.TXT
Initial Weight/Volume: 1.0 mL
Final Weight/Volume: 1.0 mL

Analyte	Result	Qual	MDL	RL
Nitrate as N	0.042	U	0.042	0.50

Method Reporting Limit Check - Batch: 280-20935

Method: 300.0
Preparation: N/A

Lab Sample ID: MRL 280-20935/3
Client Matrix: Water
Dilution: 1.0
Date Analyzed: 06/25/2010 1113
Date Prepared: N/A

Analysis Batch: 280-20935
Prep Batch: N/A
Units: mg/L

Instrument ID: WC_IC6
Lab File ID: 112.TXT
Initial Weight/Volume: 1.0 mL
Final Weight/Volume: 5 mL

Analyte	Spike Amount	Result	% Rec.	Limit	Qual
Nitrate as N	0.200	0.200	100	50 - 150	I

Lab Control Sample/
Lab Control Sample Duplicate Recovery Report - Batch: 280-20935

Method: 300.0
Preparation: N/A

LCS Lab Sample ID: LCS 280-20935/4
Client Matrix: Water
Dilution: 1.0
Date Analyzed: 06/25/2010 1130
Date Prepared: N/A

Analysis Batch: 280-20935
Prep Batch: N/A
Units: mg/L

Instrument ID: WC_IC6
Lab File ID: 113.TXT
Initial Weight/Volume: 1.0 mL
Final Weight/Volume: 1.0 mL

LCSD Lab Sample ID: LCSD 280-20935/5
Client Matrix: Water
Dilution: 1.0
Date Analyzed: 06/25/2010 1147
Date Prepared: N/A

Analysis Batch: 280-20935
Prep Batch: N/A
Units: mg/L

Instrument ID: WC_IC6
Lab File ID: 114.TXT
Initial Weight/Volume: 1.0 mL
Final Weight/Volume: 1.0 mL

Analyte	% Rec. LCS	% Rec. LCSD	Limit	RPD	RPD Limit	LCS Qual	LCSD Qual
Nitrate as N	100	100	90 - 110	1	10		

Client: Waste Management

Job Number: 280-4797-1

Laboratory Control/
Laboratory Duplicate Data Report - Batch: 280-20935

Method: 300.0
Preparation: N/A

LCS Lab Sample ID: LCS 280-20935/4
Units: mg/L
Client Matrix: Water
Dilution: 1.0
Date Analyzed: 06/25/2010 1130
Date Prepared: N/A

LCSD Lab Sample ID: LCSD 280-20935/5
Client Matrix: Water
Dilution: 1.0
Date Analyzed: 06/25/2010 1147
Date Prepared: N/A

Analyte	LCS Spike Amount	LCSD Spike Amount	LCS Result/Qual	LCSD Result/Qual
Nitrate as N	5.00	5.00	5.01	4.98

Matrix Spike/
Matrix Spike Duplicate Recovery Report - Batch: 280-20935

Method: 300.0
Preparation: N/A

MS Lab Sample ID: 280-4797-1
Client Matrix: Water
Dilution: 1.0
Date Analyzed: 06/25/2010 1550
Date Prepared: N/A

Analysis Batch: 280-20935
Prep Batch: N/A

Instrument ID: WC_IC6
Lab File ID: 117.TXT
Initial Weight/Volume: 1.0 mL
Final Weight/Volume: 5 mL

MSD Lab Sample ID: 280-4797-1
Client Matrix: Water
Dilution: 1.0
Date Analyzed: 06/25/2010 1608
Date Prepared: N/A

Analysis Batch: 280-20935
Prep Batch: N/A

Instrument ID: WC_IC6
Lab File ID: 118.TXT
Initial Weight/Volume: 1.0 mL
Final Weight/Volume: 5 mL

Analyte	% Rec. MS	% Rec. MSD	Limit	RPD	RPD Limit	MS Qual	MSD Qual
Nitrate as N	97	100	80 - 120	1	20	L	L

Client: Waste Management

Job Number: 280-4797-1

Matrix Spike/
Matrix Spike Duplicate Recovery Report - Batch: 280-20935

Method: 300.0
Preparation: N/A

MS Lab Sample ID:	280-4797-1	Units: mg/L	MSD Lab Sample ID:	280-4797-1
Client Matrix:	Water		Client Matrix:	Water
Dilution:	1.0		Dilution:	1.0
Date Analyzed:	06/25/2010 1550		Date Analyzed:	06/25/2010 1608
Date Prepared:	N/A		Date Prepared:	N/A

Analyte	Sample Result/Qual	MS Spike Amount	MSD Spike Amount	MS Result/Qual		MSD Result/Qual	
Nitrate as N	9.7	5.00	5.00	14.5	L	14.6	L

Client: Waste Management

Job Number: 280-4797-1

Method Blank - Batch: 280-20936

Method: 300.0
Preparation: N/A

Lab Sample ID: MB 280-20936/6
Client Matrix: Water
Dilution: 1.0
Date Analyzed: 06/25/2010 1204
Date Prepared: N/A

Analysis Batch: 280-20936
Prep Batch: N/A
Units: mg/L

Instrument ID: WC_IC6
Lab File ID: 115.TXT
Initial Weight/Volume: 1.0 mL
Final Weight/Volume: 1.0 mL

Analyte	Result	Qual	MDL	RL
Chloride	0.25	U	0.25	3.0

Method Reporting Limit Check - Batch: 280-20936

Method: 300.0
Preparation: N/A

Lab Sample ID: MRL 280-20936/3
Client Matrix: Water
Dilution: 1.0
Date Analyzed: 06/25/2010 1113
Date Prepared: N/A

Analysis Batch: 280-20936
Prep Batch: N/A
Units: mg/L

Instrument ID: WC_IC6
Lab File ID: 112.TXT
Initial Weight/Volume: 1.0 mL
Final Weight/Volume: 5 mL

Analyte	Spike Amount	Result	% Rec.	Limit	Qual
Chloride	1.00	0.780	78	50 - 150	I

Lab Control Sample/
Lab Control Sample Duplicate Recovery Report - Batch: 280-20936

Method: 300.0
Preparation: N/A

LCS Lab Sample ID: LCS 280-20936/4
Client Matrix: Water
Dilution: 1.0
Date Analyzed: 06/25/2010 1130
Date Prepared: N/A

Analysis Batch: 280-20936
Prep Batch: N/A
Units: mg/L

Instrument ID: WC_IC6
Lab File ID: 113.TXT
Initial Weight/Volume: 1.0 mL
Final Weight/Volume: 1.0 mL

LCSD Lab Sample ID: LCSD 280-20936/5
Client Matrix: Water
Dilution: 1.0
Date Analyzed: 06/25/2010 1147
Date Prepared: N/A

Analysis Batch: 280-20936
Prep Batch: N/A
Units: mg/L

Instrument ID: WC_IC6
Lab File ID: 114.TXT
Initial Weight/Volume: 1.0 mL
Final Weight/Volume: 1.0 mL

Analyte	% Rec. LCS	% Rec. LCSD	Limit	RPD	RPD Limit	LCS Qual	LCSD Qual
Chloride	101	100	90 - 110	1	10		

Client: Waste Management

Job Number: 280-4797-1

Laboratory Control/
Laboratory Duplicate Data Report - Batch: 280-20936

Method: 300.0
Preparation: N/A

LCS Lab Sample ID: LCS 280-20936/4
Units: mg/L
Client Matrix: Water
Dilution: 1.0
Date Analyzed: 06/25/2010 1130
Date Prepared: N/A

LCSD Lab Sample ID: LCSD 280-20936/5
Client Matrix: Water
Dilution: 1.0
Date Analyzed: 06/25/2010 1147
Date Prepared: N/A

Analyte	LCS Spike Amount	LCSD Spike Amount	LCS Result/Qual	LCSD Result/Qual
Chloride	25.0	25.0	25.4	25.1

Matrix Spike/
Matrix Spike Duplicate Recovery Report - Batch: 280-20936

Method: 300.0
Preparation: N/A

MS Lab Sample ID: 280-4797-1
Client Matrix: Water
Dilution: 1.0
Date Analyzed: 06/25/2010 1550
Date Prepared: N/A

Analysis Batch: 280-20936
Prep Batch: N/A

Instrument ID: WC_IC6
Lab File ID: 117.TXT
Initial Weight/Volume: 1.0 mL
Final Weight/Volume: 5 mL

MSD Lab Sample ID: 280-4797-1
Client Matrix: Water
Dilution: 1.0
Date Analyzed: 06/25/2010 1608
Date Prepared: N/A

Analysis Batch: 280-20936
Prep Batch: N/A

Instrument ID: WC_IC6
Lab File ID: 118.TXT
Initial Weight/Volume: 1.0 mL
Final Weight/Volume: 5 mL

Analyte	% Rec. MS	% Rec. MSD	Limit	RPD	RPD Limit	MS Qual	MSD Qual
Chloride	102	104	80 - 120	1	20		

Client: Waste Management

Job Number: 280-4797-1

Matrix Spike/
Matrix Spike Duplicate Recovery Report - Batch: 280-20936

Method: 300.0
Preparation: N/A

MS Lab Sample ID:	280-4797-1	Units: mg/L	MSD Lab Sample ID:	280-4797-1
Client Matrix:	Water		Client Matrix:	Water
Dilution:	1.0		Dilution:	1.0
Date Analyzed:	06/25/2010 1550		Date Analyzed:	06/25/2010 1608
Date Prepared:	N/A		Date Prepared:	N/A

Analyte	Sample Result/Qual	MS Spike Amount	MSD Spike Amount	MS Result/Qual	MSD Result/Qual
Chloride	10	25.0	25.0	35.8	36.4

Client: Waste Management

Job Number: 280-4797-1

Method Blank - Batch: 280-21498

Method: 350.1
Preparation: N/A

Lab Sample ID: MB 280-21498/199
Client Matrix: Water
Dilution: 1.0
Date Analyzed: 07/01/2010 1506
Date Prepared: N/A

Analysis Batch: 280-21498
Prep Batch: N/A
Units: mg/L

Instrument ID: WC_Alp 2
Lab File ID: C:\FLOW_4\0701NXN.RST
Initial Weight/Volume: 1.0 mL
Final Weight/Volume: 1.0 mL

Analyte	Result	Qual	MDL	RL
Ammonia as N	0.022	U	0.022	0.10

Lab Control Sample/
Lab Control Sample Duplicate Recovery Report - Batch: 280-21498

Method: 350.1
Preparation: N/A

LCS Lab Sample ID: LCS 280-21498/200
Client Matrix: Water
Dilution: 1.0
Date Analyzed: 07/01/2010 1519
Date Prepared: N/A

Analysis Batch: 280-21498
Prep Batch: N/A
Units: mg/L

Instrument ID: WC_Alp 2
Lab File ID: C:\FLOW_4\0701NXN.RST
Initial Weight/Volume: 100 mL
Final Weight/Volume: 100 mL

LCSD Lab Sample ID: LCSD 280-21498/207
Client Matrix: Water
Dilution: 1.0
Date Analyzed: 07/01/2010 1529
Date Prepared: N/A

Analysis Batch: 280-21498
Prep Batch: N/A
Units: mg/L

Instrument ID: WC_Alp 2
Lab File ID: C:\FLOW_4\0701NXN.RST
Initial Weight/Volume: 100 mL
Final Weight/Volume: 100 mL

	% Rec.						
Analyte	LCS	LCSD	Limit	RPD	RPD Limit	LCS Qual	LCSD Qual
Ammonia as N	101	100	90 - 110	0	10		

Client: Waste Management

Job Number: 280-4797-1

Laboratory Control/
Laboratory Duplicate Data Report - Batch: 280-21498

Method: 350.1
Preparation: N/A

LCS Lab Sample ID:	LCS 280-21498/200	Units:	mg/L	LCSD Lab Sample ID:	LCSD 280-21498/207
Client Matrix:	Water			Client Matrix:	Water
Dilution:	1.0			Dilution:	1.0
Date Analyzed:	07/01/2010 1519			Date Analyzed:	07/01/2010 1529
Date Prepared:	N/A			Date Prepared:	N/A

Analyte	LCS Spike Amount	LCSD Spike Amount	LCS Result/Qual	LCSD Result/Qual
Ammonia as N	5.00	5.00	5.04	5.02

Client: Waste Management

Job Number: 280-4797-1

Matrix Spike/
Matrix Spike Duplicate Recovery Report - Batch: 280-21498

Method: 350.1
Preparation: N/A

MS Lab Sample ID:	280-4797-1	Analysis Batch:	280-21498	Instrument ID:	WC_Alp 2
Client Matrix:	Water	Prep Batch: N/A		Lab File ID:	C:\FLOW_4\0701NXN.RST
Dilution:	1.0			Initial Weight/Volume:	5 mL
Date Analyzed:	07/01/2010 1532			Final Weight/Volume:	5 mL
Date Prepared:	N/A				

MSD Lab Sample ID:	280-4797-1	Analysis Batch:	280-21498	Instrument ID:	WC_Alp 2
Client Matrix:	Water	Prep Batch: N/A		Lab File ID:	C:\FLOW_4\0701NXN.RST
Dilution:	1.0			Initial Weight/Volume:	5 mL
Date Analyzed:	07/01/2010 1534			Final Weight/Volume:	5 mL
Date Prepared:	N/A				

	% Rec.						
Analyte	MS	MSD	Limit	RPD	RPD Limit	MS Qual	MSD Qual
Ammonia as N	79	80	90 - 110	1	20	J3	J3

Matrix Spike/
Matrix Spike Duplicate Recovery Report - Batch: 280-21498

Method: 350.1
Preparation: N/A

MS Lab Sample ID:	280-4797-6	Analysis Batch:	280-21498	Instrument ID:	WC_Alp 2
Client Matrix:	Water	Prep Batch: N/A		Lab File ID:	C:\FLOW_4\0701NXN.RST
Dilution:	1.0			Initial Weight/Volume:	5 mL
Date Analyzed:	07/01/2010 1559			Final Weight/Volume:	5 mL
Date Prepared:	N/A				

MSD Lab Sample ID:	280-4797-6	Analysis Batch:	280-21498	Instrument ID:	WC_Alp 2
Client Matrix:	Water	Prep Batch: N/A		Lab File ID:	C:\FLOW_4\0701NXN.RST
Dilution:	1.0			Initial Weight/Volume:	5 mL
Date Analyzed:	07/01/2010 1601			Final Weight/Volume:	5 mL
Date Prepared:	N/A				

	% Rec.						
Analyte	MS	MSD	Limit	RPD	RPD Limit	MS Qual	MSD Qual
Ammonia as N	80	79	90 - 110	1	20	J3	J3

Client: Waste Management

Job Number: 280-4797-1

Matrix Spike/
Matrix Spike Duplicate Recovery Report - Batch: 280-21498

Method: 350.1
Preparation: N/A

MS Lab Sample ID:	280-4797-1	Units: mg/L	MSD Lab Sample ID:	280-4797-1
Client Matrix:	Water		Client Matrix:	Water
Dilution:	1.0		Dilution:	1.0
Date Analyzed:	07/01/2010 1532		Date Analyzed:	07/01/2010 1534
Date Prepared:	N/A		Date Prepared:	N/A

Analyte	Sample Result/Qual		MS Spike Amount	MSD Spike Amount	MS Result/Qual		MSD Result/Qual	
Ammonia as N	0.022	U	4.00	4.00	3.17	J3	3.19	J3

Matrix Spike/
Matrix Spike Duplicate Recovery Report - Batch: 280-21498

Method: 350.1
Preparation: N/A

MS Lab Sample ID:	280-4797-6	Units: mg/L	MSD Lab Sample ID:	280-4797-6
Client Matrix:	Water		Client Matrix:	Water
Dilution:	1.0		Dilution:	1.0
Date Analyzed:	07/01/2010 1559		Date Analyzed:	07/01/2010 1601
Date Prepared:	N/A		Date Prepared:	N/A

Analyte	Sample Result/Qual		MS Spike Amount	MSD Spike Amount	MS Result/Qual		MSD Result/Qual	
Ammonia as N	0.038	I	4.00	4.00	3.23	J3	3.19	J3

Client: Waste Management

Job Number: 280-4797-1

Method Blank - Batch: 280-21668

Method: 350.1
Preparation: N/A

Lab Sample ID: MB 280-21668/102
Client Matrix: Water
Dilution: 1.0
Date Analyzed: 07/02/2010 1243
Date Prepared: N/A

Analysis Batch: 280-21668
Prep Batch: N/A
Units: mg/L

Instrument ID: WC_Alp 2
Lab File ID: C:\FLOW_4\0702NXN.RST
Initial Weight/Volume: 1.0 mL
Final Weight/Volume: 1.0 mL

Analyte	Result	Qual	MDL	RL
Ammonia as N	0.0299	I	0.022	0.10

Method Blank - Batch: 280-21668

Method: 350.1
Preparation: N/A

Lab Sample ID: MB 280-21668/145
Client Matrix: Water
Dilution: 1.0
Date Analyzed: 07/02/2010 1408
Date Prepared: N/A

Analysis Batch: 280-21668
Prep Batch: N/A
Units: mg/L

Instrument ID: WC_Alp 2
Lab File ID: C:\FLOW_4\0702NXN.RST
Initial Weight/Volume: 1.0 mL
Final Weight/Volume: 1.0 mL

Analyte	Result	Qual	MDL	RL
Ammonia as N	0.022	U	0.022	0.10

Client: Waste Management

Job Number: 280-4797-1

Lab Control Sample/
Lab Control Sample Duplicate Recovery Report - Batch: 280-21668

Method: 350.1
Preparation: N/A

LCS Lab Sample ID: LCS 280-21668/103
Client Matrix: Water
Dilution: 1.0
Date Analyzed: 07/02/2010 1244
Date Prepared: N/A

Analysis Batch: 280-21668
Prep Batch: N/A
Units: mg/L

Instrument ID: WC_Alp 2
Lab File ID: C:\FLOW_4\0702NXN.RST
Initial Weight/Volume: 100 mL
Final Weight/Volume: 100 mL

LCSD Lab Sample ID: LCSD 280-21668/104
Client Matrix: Water
Dilution: 1.0
Date Analyzed: 07/02/2010 1246
Date Prepared: N/A

Analysis Batch: 280-21668
Prep Batch: N/A
Units: mg/L

Instrument ID: WC_Alp 2
Lab File ID: C:\FLOW_4\0702NXN.RST
Initial Weight/Volume: 100 mL
Final Weight/Volume: 100 mL

Analyte	% Rec. LCS	% Rec. LCSD	Limit	RPD	RPD Limit	LCS Qual	LCSD Qual
Ammonia as N	100	99	90 - 110	1	10		

Lab Control Sample/
Lab Control Sample Duplicate Recovery Report - Batch: 280-21668

Method: 350.1
Preparation: N/A

LCS Lab Sample ID: LCS 280-21668/146
Client Matrix: Water
Dilution: 1.0
Date Analyzed: 07/02/2010 1410
Date Prepared: N/A

Analysis Batch: 280-21668
Prep Batch: N/A
Units: mg/L

Instrument ID: WC_Alp 2
Lab File ID: C:\FLOW_4\0702NXN.RST
Initial Weight/Volume: 100 mL
Final Weight/Volume: 100 mL

LCSD Lab Sample ID: LCSD 280-21668/147
Client Matrix: Water
Dilution: 1.0
Date Analyzed: 07/02/2010 1411
Date Prepared: N/A

Analysis Batch: 280-21668
Prep Batch: N/A
Units: mg/L

Instrument ID: WC_Alp 2
Lab File ID: C:\FLOW_4\0702NXN.RST
Initial Weight/Volume: 100 mL
Final Weight/Volume: 100 mL

Analyte	% Rec. LCS	% Rec. LCSD	Limit	RPD	RPD Limit	LCS Qual	LCSD Qual
Ammonia as N	100	100	90 - 110	0	10		

Client: Waste Management

Job Number: 280-4797-1

Laboratory Control/
Laboratory Duplicate Data Report - Batch: 280-21668

Method: 350.1
Preparation: N/A

LCS Lab Sample ID:	LCS 280-21668/103	Units:	mg/L	LCSD Lab Sample ID:	LCSD 280-21668/104
Client Matrix:	Water			Client Matrix:	Water
Dilution:	1.0			Dilution:	1.0
Date Analyzed:	07/02/2010 1244			Date Analyzed:	07/02/2010 1246
Date Prepared:	N/A			Date Prepared:	N/A

Analyte	LCS Spike Amount	LCSD Spike Amount	LCS Result/Qual	LCSD Result/Qual
Ammonia as N	5.00	5.00	5.01	4.96

Laboratory Control/
Laboratory Duplicate Data Report - Batch: 280-21668

Method: 350.1
Preparation: N/A

LCS Lab Sample ID:	LCS 280-21668/146	Units:	mg/L	LCSD Lab Sample ID:	LCSD 280-21668/147
Client Matrix:	Water			Client Matrix:	Water
Dilution:	1.0			Dilution:	1.0
Date Analyzed:	07/02/2010 1410			Date Analyzed:	07/02/2010 1411
Date Prepared:	N/A			Date Prepared:	N/A

Analyte	LCS Spike Amount	LCSD Spike Amount	LCS Result/Qual	LCSD Result/Qual
Ammonia as N	5.00	5.00	5.01	5.01

Client: Waste Management

Job Number: 280-4797-1

Matrix Spike/
Matrix Spike Duplicate Recovery Report - Batch: 280-21668

Method: 350.1
Preparation: N/A

MS Lab Sample ID:	280-4797-9	Analysis Batch:	280-21668	Instrument ID:	WC_Alp 2
Client Matrix:	Water	Prep Batch:	N/A	Lab File ID:	C:\FLOW_4\0702NXN.RST
Dilution:	1.0			Initial Weight/Volume:	5 mL
Date Analyzed:	07/02/2010 1310			Final Weight/Volume:	5 mL
Date Prepared:	N/A				

MSD Lab Sample ID:	280-4797-9	Analysis Batch:	280-21668	Instrument ID:	WC_Alp 2
Client Matrix:	Water	Prep Batch:	N/A	Lab File ID:	C:\FLOW_4\0702NXN.RST
Dilution:	1.0			Initial Weight/Volume:	5 mL
Date Analyzed:	07/02/2010 1312			Final Weight/Volume:	5 mL
Date Prepared:	N/A				

	% Rec.						
Analyte	MS	MSD	Limit	RPD	RPD Limit	MS Qual	MSD Qual
Ammonia as N	76	77	90 - 110	2	20	J3	J3

Matrix Spike/
Matrix Spike Duplicate Recovery Report - Batch: 280-21668

Method: 350.1
Preparation: N/A

MS Lab Sample ID:	280-4797-18	Analysis Batch:	280-21668	Instrument ID:	WC_Alp 2
Client Matrix:	Water	Prep Batch:	N/A	Lab File ID:	C:\FLOW_4\0702NXN.RST
Dilution:	1.0			Initial Weight/Volume:	5 mL
Date Analyzed:	07/02/2010 1414			Final Weight/Volume:	5 mL
Date Prepared:	N/A				

MSD Lab Sample ID:	280-4797-18	Analysis Batch:	280-21668	Instrument ID:	WC_Alp 2
Client Matrix:	Water	Prep Batch:	N/A	Lab File ID:	C:\FLOW_4\0702NXN.RST
Dilution:	1.0			Initial Weight/Volume:	5 mL
Date Analyzed:	07/02/2010 1416			Final Weight/Volume:	5 mL
Date Prepared:	N/A				

	% Rec.						
Analyte	MS	MSD	Limit	RPD	RPD Limit	MS Qual	MSD Qual
Ammonia as N	75	76	90 - 110	1	20	J3	J3

Client: Waste Management

Job Number: 280-4797-1

Matrix Spike/
Matrix Spike Duplicate Recovery Report - Batch: 280-21668

Method: 350.1
Preparation: N/A

MS Lab Sample ID:	280-4797-9	Units: mg/L	MSD Lab Sample ID:	280-4797-9
Client Matrix:	Water		Client Matrix:	Water
Dilution:	1.0		Dilution:	1.0
Date Analyzed:	07/02/2010 1310		Date Analyzed:	07/02/2010 1312
Date Prepared:	N/A		Date Prepared:	N/A

Analyte	Sample Result/Qual		MS Spike Amount	MSD Spike Amount	MS Result/Qual		MSD Result/Qual	
Ammonia as N	0.022	U	4.00	4.00	3.03	J3	3.09	J3

Matrix Spike/
Matrix Spike Duplicate Recovery Report - Batch: 280-21668

Method: 350.1
Preparation: N/A

MS Lab Sample ID:	280-4797-18	Units: mg/L	MSD Lab Sample ID:	280-4797-18
Client Matrix:	Water		Client Matrix:	Water
Dilution:	1.0		Dilution:	1.0
Date Analyzed:	07/02/2010 1414		Date Analyzed:	07/02/2010 1416
Date Prepared:	N/A		Date Prepared:	N/A

Analyte	Sample Result/Qual		MS Spike Amount	MSD Spike Amount	MS Result/Qual		MSD Result/Qual	
Ammonia as N	0.022	U	4.00	4.00	3.00	J3	3.04	J3

Client: Waste Management

Job Number: 280-4797-1

Method Blank - Batch: 280-20853

Method: SM 2120B
Preparation: N/A

Lab Sample ID: MB 280-20853/1
Client Matrix: Water
Dilution: 1.0
Date Analyzed: 06/25/2010 1545
Date Prepared: N/A

Analysis Batch: 280-20853
Prep Batch: N/A
Units: PCU

Instrument ID: No Equipment Assigned
Lab File ID: N/A
Initial Weight/Volume:
Final Weight/Volume: 50 mL

Analyte	Result	Qual	RL	RL
Color	5.0	U	5.0	5.0

Duplicate - Batch: 280-20853

Method: SM 2120B
Preparation: N/A

Lab Sample ID: 280-4797-1
Client Matrix: Water
Dilution: 1.0
Date Analyzed: 06/25/2010 1545
Date Prepared: N/A

Analysis Batch: 280-20853
Prep Batch: N/A
Units: PCU

Instrument ID: No Equipment Assigned
Lab File ID: N/A
Initial Weight/Volume:
Final Weight/Volume: 50 mL

Analyte	Sample Result/Qual		Result	RPD	Limit	Qual
Color	5.0	U	5.0	NC	20	U

Client: Waste Management

Job Number: 280-4797-1

Method Blank - Batch: 280-21174

Method: SM 2540C
Preparation: N/A

Lab Sample ID: MB 280-21174/1
Client Matrix: Water
Dilution: 1.0
Date Analyzed: 06/30/2010 0817
Date Prepared: N/A

Analysis Batch: 280-21174
Prep Batch: N/A
Units: mg/L

Instrument ID: No Equipment Assigned
Lab File ID: N/A
Initial Weight/Volume: 100 mL
Final Weight/Volume: 100 mL

Analyte	Result	Qual	MDL	RL
Total Dissolved Solids	9.00	I	4.7	10

Lab Control Sample/
Lab Control Sample Duplicate Recovery Report - Batch: 280-21174

Method: SM 2540C
Preparation: N/A

LCS Lab Sample ID: LCS 280-21174/2
Client Matrix: Water
Dilution: 1.0
Date Analyzed: 06/30/2010 0817
Date Prepared: N/A

Analysis Batch: 280-21174
Prep Batch: N/A
Units: mg/L

Instrument ID: No Equipment Assigned
Lab File ID: N/A
Initial Weight/Volume: 100 mL
Final Weight/Volume: 100 mL

LCSD Lab Sample ID: LCSD 280-21174/3
Client Matrix: Water
Dilution: 1.0
Date Analyzed: 06/30/2010 0817
Date Prepared: N/A

Analysis Batch: 280-21174
Prep Batch: N/A
Units: mg/L

Instrument ID: No Equipment Assigned
Lab File ID: N/A
Initial Weight/Volume: 100 mL
Final Weight/Volume: 100 mL

Analyte	% Rec. LCS	% Rec. LCSD	Limit	RPD	RPD Limit	LCS Qual	LCSD Qual
Total Dissolved Solids	99	100	86 - 110	1	20		

Client: Waste Management

Job Number: 280-4797-1

Laboratory Control/
Laboratory Duplicate Data Report - Batch: 280-21174

Method: SM 2540C
Preparation: N/A

LCS Lab Sample ID: LCS 280-21174/2
Units: mg/L
Client Matrix: Water
Dilution: 1.0
Date Analyzed: 06/30/2010 0817
Date Prepared: N/A

LCSD Lab Sample ID: LCSD 280-21174/3
Client Matrix: Water
Dilution: 1.0
Date Analyzed: 06/30/2010 0817
Date Prepared: N/A

Analyte	LCS Spike Amount	LCSD Spike Amount	LCS Result/Qual	LCSD Result/Qual
Total Dissolved Solids	500	500	493	499

Duplicate - Batch: 280-21174

Method: SM 2540C
Preparation: N/A

Lab Sample ID: 280-4791-O-1 DU
Client Matrix: Water
Dilution: 1.0
Date Analyzed: 06/30/2010 0817
Date Prepared: N/A

Analysis Batch: 280-21174
Prep Batch: N/A
Units: mg/L

Instrument ID: No Equipment Assigned
Lab File ID: N/A
Initial Weight/Volume: 25 mL
Final Weight/Volume: 100 mL

Analyte	Sample Result/Qual	Result	RPD	Limit	Qual
Total Dissolved Solids	4700	4720	1	20	

Client: Waste Management

Job Number: 280-4797-1

Method Blank - Batch: 280-21176

Method: SM 2540C
Preparation: N/A

Lab Sample ID: MB 280-21176/1
Client Matrix: Water
Dilution: 1.0
Date Analyzed: 06/30/2010 0827
Date Prepared: N/A

Analysis Batch: 280-21176
Prep Batch: N/A
Units: mg/L

Instrument ID: No Equipment Assigned
Lab File ID: N/A
Initial Weight/Volume: 100 mL
Final Weight/Volume: 100 mL

Analyte	Result	Qual	MDL	RL
Total Dissolved Solids	4.7	U	4.7	10

Lab Control Sample/
Lab Control Sample Duplicate Recovery Report - Batch: 280-21176

Method: SM 2540C
Preparation: N/A

LCS Lab Sample ID: LCS 280-21176/2
Client Matrix: Water
Dilution: 1.0
Date Analyzed: 06/30/2010 0827
Date Prepared: N/A

Analysis Batch: 280-21176
Prep Batch: N/A
Units: mg/L

Instrument ID: No Equipment Assigned
Lab File ID: N/A
Initial Weight/Volume: 100 mL
Final Weight/Volume: 100 mL

LCSD Lab Sample ID: LCSD 280-21176/3
Client Matrix: Water
Dilution: 1.0
Date Analyzed: 06/30/2010 0827
Date Prepared: N/A

Analysis Batch: 280-21176
Prep Batch: N/A
Units: mg/L

Instrument ID: No Equipment Assigned
Lab File ID: N/A
Initial Weight/Volume: 100 mL
Final Weight/Volume: 100 mL

Analyte	% Rec. LCS	% Rec. LCSD	Limit	RPD	RPD Limit	LCS Qual	LCSD Qual
Total Dissolved Solids	99	100	86 - 110	1	20		

Client: Waste Management

Job Number: 280-4797-1

Laboratory Control/
Laboratory Duplicate Data Report - Batch: 280-21176

Method: SM 2540C
Preparation: N/A

LCS Lab Sample ID: LCS 280-21176/2
Units: mg/L
Client Matrix: Water
Dilution: 1.0
Date Analyzed: 06/30/2010 0827
Date Prepared: N/A

LCSD Lab Sample ID: LCSD 280-21176/3
Client Matrix: Water
Dilution: 1.0
Date Analyzed: 06/30/2010 0827
Date Prepared: N/A

Analyte	LCS Spike Amount	LCSD Spike Amount	LCS Result/Qual	LCSD Result/Qual
Total Dissolved Solids	500	500	497	501

Duplicate - Batch: 280-21176

Method: SM 2540C
Preparation: N/A

Lab Sample ID: 280-4797-18
Client Matrix: Water
Dilution: 1.0
Date Analyzed: 06/30/2010 0827
Date Prepared: N/A

Analysis Batch: 280-21176
Prep Batch: N/A
Units: mg/L

Instrument ID: No Equipment Assigned
Lab File ID: N/A
Initial Weight/Volume: 100 mL
Final Weight/Volume: 100 mL

Analyte	Sample Result/Qual	Result	RPD	Limit	Qual
Total Dissolved Solids	150	149	2	20	

Duplicate - Batch: 280-21176

Method: SM 2540C
Preparation: N/A

Lab Sample ID: 280-4797-8
Client Matrix: Water
Dilution: 1.0
Date Analyzed: 06/30/2010 0827
Date Prepared: N/A

Analysis Batch: 280-21176
Prep Batch: N/A
Units: mg/L

Instrument ID: No Equipment Assigned
Lab File ID: N/A
Initial Weight/Volume: 100 mL
Final Weight/Volume: 100 mL

Analyte	Sample Result/Qual	Result	RPD	Limit	Qual
Total Dissolved Solids	53	49.0	8	20	

Client: Waste Management

Job Number: 280-4797-1

Laboratory Chronicle

Lab ID: **280-4797-1** **Client ID:** **MW-1A**

Sample Date/Time: 06/24/2010 14:03 Received Date/Time: 06/25/2010 13:32

Method	Bottle ID	Run	Analysis Batch	Prep Batch	Date Prepared / Analyzed	Dil	Lab	Analyst
P:5030B	280-4797-I-1		280-21886		07/05/2010 21:04	1	TAL DEN	TDJ
A:8260B	280-4797-I-1		280-21886		07/05/2010 21:04	1	TAL DEN	TDJ
P:504.1	280-4797-E-1-A		280-21910	280-21647	07/02/2010 13:57	1	TAL DEN	TEM
A:504.1	280-4797-E-1-A		280-21910	280-21647	07/03/2010 14:46	1	TAL DEN	TEM
P:3005A	280-4797-C-1-B		280-21387	280-21083	06/29/2010 15:30	1	TAL DEN	CGG
A:6010B	280-4797-C-1-B		280-21387	280-21083	06/30/2010 15:36	1	TAL DEN	JKH
P:3005A	280-4797-C-1-E		280-22024	280-21084	06/29/2010 15:30	1	TAL DEN	CGG
A:6020	280-4797-C-1-E		280-22024	280-21084	07/07/2010 03:12	1	TAL DEN	TEL
P:7470A	280-4797-C-1-A		280-21138	280-20913	06/28/2010 10:50	1	TAL DEN	KS
A:7470A	280-4797-C-1-A		280-21138	280-20913	06/28/2010 20:04	1	TAL DEN	KS
A:300.0	280-4797-A-1		280-20935		06/25/2010 15:33	1	TAL DEN	EK
A:300.0	280-4797-A-1		280-20936		06/25/2010 15:33	1	TAL DEN	EK
A:350.1	280-4797-D-1		280-21498		07/01/2010 15:31	1	TAL DEN	LEJ
A:SM 2120B	280-4797-A-1		280-20853		06/25/2010 15:45	1	TAL DEN	LEJ
A:SM 2540C	280-4797-A-1		280-21174		06/30/2010 08:17	1	TAL DEN	BJD
A:Field Sampling	280-4797-A-1		280-22595		06/24/2010 14:03	1	TAL DEN	FS

Lab ID: **280-4797-1 MS** **Client ID:** **MW-1A**

Sample Date/Time: 06/24/2010 14:03 Received Date/Time: 06/25/2010 13:32

Method	Bottle ID	Run	Analysis Batch	Prep Batch	Date Prepared / Analyzed	Dil	Lab	Analyst
P:5030B	280-4797-H-1 MS		280-21886		07/05/2010 21:27	1	TAL DEN	TDJ
A:8260B	280-4797-H-1 MS		280-21886		07/05/2010 21:27	1	TAL DEN	TDJ
P:3005A	280-4797-C-1-C MS		280-21387	280-21083	06/29/2010 15:30	1	TAL DEN	CGG
A:6010B	280-4797-C-1-C MS		280-21387	280-21083	06/30/2010 15:40	1	TAL DEN	JKH
A:300.0	280-4797-A-1 MS		280-20935		06/25/2010 15:50	1	TAL DEN	EK
A:300.0	280-4797-A-1 MS		280-20936		06/25/2010 15:50	1	TAL DEN	EK
A:350.1	280-4797-D-1 MS		280-21498		07/01/2010 15:32	1	TAL DEN	LEJ

Lab ID: **280-4797-1 MSD** **Client ID:** **MW-1A**

Sample Date/Time: 06/24/2010 14:03 Received Date/Time: 06/25/2010 13:32

Method	Bottle ID	Run	Analysis Batch	Prep Batch	Date Prepared / Analyzed	Dil	Lab	Analyst
P:5030B	280-4797-H-1 MSD		280-21886		07/05/2010 21:50	1	TAL DEN	TDJ
A:8260B	280-4797-H-1 MSD		280-21886		07/05/2010 21:50	1	TAL DEN	TDJ
P:3005A	280-4797-C-1-D MSD		280-21387	280-21083	06/29/2010 15:30	1	TAL DEN	CGG
A:6010B	280-4797-C-1-D MSD		280-21387	280-21083	06/30/2010 15:43	1	TAL DEN	JKH
A:300.0	280-4797-A-1 MSD		280-20935		06/25/2010 16:08	1	TAL DEN	EK
A:300.0	280-4797-A-1 MSD		280-20936		06/25/2010 16:08	1	TAL DEN	EK
A:350.1	280-4797-D-1 MSD		280-21498		07/01/2010 15:34	1	TAL DEN	LEJ

Client: Waste Management

Job Number: 280-4797-1

Laboratory Chronicle

Lab ID: 280-4797-1 DU **Client ID:** MW-1A

Sample Date/Time: 06/24/2010 14:03 Received Date/Time: 06/25/2010 13:32

Method	Bottle ID	Run	Analysis Batch	Prep Batch	Date Prepared / Analyzed	Dil	Lab	Analyst
A:SM 2120B	280-4797-A-1 DU		280-20853		06/25/2010 15:45	1	TAL DEN	LEJ

Lab ID: 280-4797-2 **Client ID:** MW-1B

Sample Date/Time: 06/24/2010 13:28 Received Date/Time: 06/25/2010 13:32

Method	Bottle ID	Run	Analysis Batch	Prep Batch	Date Prepared / Analyzed	Dil	Lab	Analyst
P:5030B	280-4797-I-2		280-21886		07/05/2010 22:13	1	TAL DEN	TDJ
A:8260B	280-4797-I-2		280-21886		07/05/2010 22:13	1	TAL DEN	TDJ
P:504.1	280-4797-F-2-A		280-21910	280-21647	07/02/2010 13:57	1	TAL DEN	TEM
A:504.1	280-4797-F-2-A		280-21910	280-21647	07/03/2010 15:06	1	TAL DEN	TEM
P:3005A	280-4797-C-2-E		280-21387	280-21083	06/29/2010 15:30	1	TAL DEN	CGG
A:6010B	280-4797-C-2-E		280-21387	280-21083	06/30/2010 15:45	1	TAL DEN	JKH
P:3005A	280-4797-C-2-F		280-22024	280-21084	06/29/2010 15:30	1	TAL DEN	CGG
A:6020	280-4797-C-2-F		280-22024	280-21084	07/07/2010 03:15	1	TAL DEN	TEL
P:7470A	280-4797-C-2-A		280-21138	280-20913	06/28/2010 10:50	1	TAL DEN	KS
A:7470A	280-4797-C-2-A		280-21138	280-20913	06/28/2010 20:06	1	TAL DEN	KS
A:300.0	280-4797-A-2		280-20935		06/25/2010 16:25	1	TAL DEN	EK
A:300.0	280-4797-A-2		280-20936		06/25/2010 16:25	1	TAL DEN	EK
A:350.1	280-4797-D-2		280-21498		07/01/2010 15:35	1	TAL DEN	LEJ
A:SM 2120B	280-4797-A-2		280-20853		06/25/2010 15:45	1	TAL DEN	LEJ
A:SM 2540C	280-4797-A-2		280-21174		06/30/2010 08:17	1	TAL DEN	BJD
A:Field Sampling	280-4797-A-2		280-22595		06/24/2010 13:28	1	TAL DEN	FS

Lab ID: 280-4797-2 MS **Client ID:** MW-1B

Sample Date/Time: 06/24/2010 13:28 Received Date/Time: 06/25/2010 13:32

Method	Bottle ID	Run	Analysis Batch	Prep Batch	Date Prepared / Analyzed	Dil	Lab	Analyst
P:3005A	280-4797-C-2-G MS		280-22024	280-21084	06/29/2010 15:30	1	TAL DEN	CGG
A:6020	280-4797-C-2-G MS		280-22024	280-21084	07/07/2010 03:23	1	TAL DEN	TEL
P:7470A	280-4797-C-2-C MS		280-21138	280-20913	06/28/2010 10:50	1	TAL DEN	KS
A:7470A	280-4797-C-2-C MS		280-21138	280-20913	06/28/2010 20:15	1	TAL DEN	KS

Lab ID: 280-4797-2 MSD **Client ID:** MW-1B

Sample Date/Time: 06/24/2010 13:28 Received Date/Time: 06/25/2010 13:32

Method	Bottle ID	Run	Analysis Batch	Prep Batch	Date Prepared / Analyzed	Dil	Lab	Analyst
P:3005A	280-4797-C-2-H MSD		280-22024	280-21084	06/29/2010 15:30	1	TAL DEN	CGG
A:6020	280-4797-C-2-H MSD		280-22024	280-21084	07/07/2010 03:26	1	TAL DEN	TEL
P:7470A	280-4797-C-2-D MSD		280-21138	280-20913	06/28/2010 10:50	1	TAL DEN	KS
A:7470A	280-4797-C-2-D MSD		280-21138	280-20913	06/28/2010 20:18	1	TAL DEN	KS

Client: Waste Management

Job Number: 280-4797-1

Laboratory Chronicle

Lab ID: **280-4797-3** **Client ID:** **MW-2AR**

Sample Date/Time: 06/24/2010 11:50 Received Date/Time: 06/25/2010 13:32

Method	Bottle ID	Run	Analysis Batch	Prep Batch	Date Prepared / Analyzed	Dil	Lab	Analyst
P:5030B	280-4797-H-3		280-21886		07/05/2010 22:36	1	TAL DEN	TDJ
A:8260B	280-4797-H-3		280-21886		07/05/2010 22:36	1	TAL DEN	TDJ
P:504.1	280-4797-E-3-A		280-21910	280-21647	07/02/2010 13:57	1	TAL DEN	TEM
A:504.1	280-4797-E-3-A		280-21910	280-21647	07/03/2010 15:26	1	TAL DEN	TEM
P:3005A	280-4797-C-3-B		280-21387	280-21083	06/29/2010 15:30	1	TAL DEN	CGG
A:6010B	280-4797-C-3-B		280-21387	280-21083	06/30/2010 15:47	1	TAL DEN	JKH
P:3005A	280-4797-C-3-C		280-22024	280-21084	06/29/2010 15:30	1	TAL DEN	CGG
A:6020	280-4797-C-3-C		280-22024	280-21084	07/07/2010 03:29	1	TAL DEN	TEL
P:7470A	280-4797-C-3-A		280-21138	280-20913	06/28/2010 10:50	1	TAL DEN	KS
A:7470A	280-4797-C-3-A		280-21138	280-20913	06/28/2010 20:20	1	TAL DEN	KS
A:300.0	280-4797-A-3		280-20935		06/25/2010 16:42	1	TAL DEN	EK
A:300.0	280-4797-A-3		280-20936		06/25/2010 16:42	1	TAL DEN	EK
A:350.1	280-4797-D-3		280-21498		07/01/2010 15:37	1	TAL DEN	LEJ
A:SM 2120B	280-4797-A-3		280-20853		06/25/2010 15:45	1	TAL DEN	LEJ
A:SM 2540C	280-4797-A-3		280-21174		06/30/2010 08:17	1	TAL DEN	BJD
A:Field Sampling	280-4797-A-3		280-22595		06/24/2010 11:50	1	TAL DEN	FS

Lab ID: **280-4797-4** **Client ID:** **MW-2B**

Sample Date/Time: 06/24/2010 12:27 Received Date/Time: 06/25/2010 13:32

Method	Bottle ID	Run	Analysis Batch	Prep Batch	Date Prepared / Analyzed	Dil	Lab	Analyst
P:5030B	280-4797-H-4		280-21886		07/05/2010 22:59	1	TAL DEN	TDJ
A:8260B	280-4797-H-4		280-21886		07/05/2010 22:59	1	TAL DEN	TDJ
P:504.1	280-4797-E-4-A		280-21910	280-21647	07/02/2010 13:57	1	TAL DEN	TEM
A:504.1	280-4797-E-4-A		280-21910	280-21647	07/03/2010 15:46	1	TAL DEN	TEM
P:3005A	280-4797-C-4-B		280-21387	280-21083	06/29/2010 15:30	1	TAL DEN	CGG
A:6010B	280-4797-C-4-B		280-21387	280-21083	06/30/2010 15:59	1	TAL DEN	JKH
P:3005A	280-4797-C-4-C		280-22024	280-21084	06/29/2010 15:30	1	TAL DEN	CGG
A:6020	280-4797-C-4-C		280-22024	280-21084	07/07/2010 03:37	1	TAL DEN	TEL
P:7470A	280-4797-C-4-A		280-21138	280-20913	06/28/2010 10:50	1	TAL DEN	KS
A:7470A	280-4797-C-4-A		280-21138	280-20913	06/28/2010 20:22	1	TAL DEN	KS
A:300.0	280-4797-A-4		280-20935		06/25/2010 16:59	1	TAL DEN	EK
A:300.0	280-4797-A-4		280-20936		06/25/2010 16:59	1	TAL DEN	EK
A:350.1	280-4797-D-4		280-21498		07/01/2010 15:38	1	TAL DEN	LEJ
A:SM 2120B	280-4797-A-4		280-20853		06/25/2010 15:45	1	TAL DEN	LEJ
A:SM 2540C	280-4797-A-4		280-21174		06/30/2010 08:17	1	TAL DEN	BJD
A:Field Sampling	280-4797-A-4		280-22595		06/24/2010 12:27	1	TAL DEN	FS

Client: Waste Management

Job Number: 280-4797-1

Laboratory Chronicle

Lab ID: **280-4797-5** **Client ID:** **MW-3A**

Sample Date/Time: 06/24/2010 11:45 Received Date/Time: 06/25/2010 13:32

Method	Bottle ID	Run	Analysis Batch	Prep Batch	Date Prepared / Analyzed	Dil	Lab	Analyst
P:5030B	280-4797-I-5		280-21886		07/05/2010 23:22	1	TAL DEN	TDJ
A:8260B	280-4797-I-5		280-21886		07/05/2010 23:22	1	TAL DEN	TDJ
P:504.1	280-4797-F-5-A		280-21910	280-21647	07/02/2010 13:57	1	TAL DEN	TEM
A:504.1	280-4797-F-5-A		280-21910	280-21647	07/03/2010 16:06	1	TAL DEN	TEM
P:3005A	280-4797-C-5-B		280-21387	280-21083	06/29/2010 15:30	1	TAL DEN	CGG
A:6010B	280-4797-C-5-B		280-21387	280-21083	06/30/2010 16:01	1	TAL DEN	JKH
P:3005A	280-4797-C-5-C		280-22024	280-21084	06/29/2010 15:30	1	TAL DEN	CGG
A:6020	280-4797-C-5-C		280-22024	280-21084	07/07/2010 03:40	1	TAL DEN	TEL
P:7470A	280-4797-C-5-A		280-21138	280-20913	06/28/2010 10:50	1	TAL DEN	KS
A:7470A	280-4797-C-5-A		280-21138	280-20913	06/28/2010 20:25	1	TAL DEN	KS
A:300.0	280-4797-A-5		280-20935		06/25/2010 17:17	1	TAL DEN	EK
A:300.0	280-4797-A-5		280-20936		06/25/2010 17:17	1	TAL DEN	EK
A:350.1	280-4797-D-5		280-21498		07/01/2010 15:40	1	TAL DEN	LEJ
A:SM 2120B	280-4797-A-5		280-20853		06/25/2010 15:45	1	TAL DEN	LEJ
A:SM 2540C	280-4797-A-5		280-21174		06/30/2010 08:17	1	TAL DEN	BJD
A:Field Sampling	280-4797-A-5		280-22595		06/24/2010 11:45	1	TAL DEN	FS

Lab ID: **280-4797-6** **Client ID:** **MW-3B**

Sample Date/Time: 06/24/2010 10:08 Received Date/Time: 06/25/2010 13:32

Method	Bottle ID	Run	Analysis Batch	Prep Batch	Date Prepared / Analyzed	Dil	Lab	Analyst
P:5030B	280-4797-H-6		280-21886		07/05/2010 23:45	1	TAL DEN	TDJ
A:8260B	280-4797-H-6		280-21886		07/05/2010 23:45	1	TAL DEN	TDJ
P:504.1	280-4797-E-6-A		280-21910	280-21647	07/02/2010 13:57	1	TAL DEN	TEM
A:504.1	280-4797-E-6-A		280-21910	280-21647	07/03/2010 16:26	1	TAL DEN	TEM
P:3005A	280-4797-C-6-B		280-21387	280-21083	06/29/2010 15:30	1	TAL DEN	CGG
A:6010B	280-4797-C-6-B		280-21387	280-21083	06/30/2010 16:04	1	TAL DEN	JKH
P:3005A	280-4797-C-6-C		280-22024	280-21084	06/29/2010 15:30	1	TAL DEN	CGG
A:6020	280-4797-C-6-C		280-22024	280-21084	07/07/2010 03:42	1	TAL DEN	TEL
P:7470A	280-4797-C-6-A		280-21138	280-20913	06/28/2010 10:50	1	TAL DEN	KS
A:7470A	280-4797-C-6-A		280-21138	280-20913	06/28/2010 20:27	1	TAL DEN	KS
A:300.0	280-4797-A-6		280-20935		06/25/2010 17:34	1	TAL DEN	EK
A:300.0	280-4797-A-6		280-20936		06/25/2010 17:34	1	TAL DEN	EK
A:350.1	280-4797-D-6		280-21498		07/01/2010 15:58	1	TAL DEN	LEJ
A:SM 2120B	280-4797-A-6		280-20853		06/25/2010 15:45	1	TAL DEN	LEJ
A:SM 2540C	280-4797-A-6		280-21174		06/30/2010 08:17	1	TAL DEN	BJD
A:Field Sampling	280-4797-A-6		280-22595		06/24/2010 10:08	1	TAL DEN	FS

Client: Waste Management

Job Number: 280-4797-1

Laboratory Chronicle

Lab ID: **280-4797-6 MS** **Client ID:** **MW-3B**

Sample Date/Time: 06/24/2010 10:08 Received Date/Time: 06/25/2010 13:32

Method	Bottle ID	Run	Analysis Batch	Prep Batch	Date Prepared / Analyzed	Dil	Lab	Analyst
A:350.1	280-4797-D-6 MS		280-21498		07/01/2010 15:59	1	TAL DEN	LEJ

Lab ID: **280-4797-6 MSD** **Client ID:** **MW-3B**

Sample Date/Time: 06/24/2010 10:08 Received Date/Time: 06/25/2010 13:32

Method	Bottle ID	Run	Analysis Batch	Prep Batch	Date Prepared / Analyzed	Dil	Lab	Analyst
A:350.1	280-4797-D-6 MSD		280-21498		07/01/2010 16:01	1	TAL DEN	LEJ

Lab ID: **280-4797-7** **Client ID:** **MW-4A**

Sample Date/Time: 06/24/2010 10:14 Received Date/Time: 06/25/2010 13:32

Method	Bottle ID	Run	Analysis Batch	Prep Batch	Date Prepared / Analyzed	Dil	Lab	Analyst
P:5030B	280-4797-H-7		280-21886		07/06/2010 00:08	1	TAL DEN	TDJ
A:8260B	280-4797-H-7		280-21886		07/06/2010 00:08	1	TAL DEN	TDJ
P:504.1	280-4797-G-7-A		280-21910	280-21647	07/02/2010 13:57	1	TAL DEN	TEM
A:504.1	280-4797-G-7-A		280-21910	280-21647	07/03/2010 16:45	1	TAL DEN	TEM
P:3005A	280-4797-C-7-B		280-21387	280-21083	06/29/2010 15:30	1	TAL DEN	CGG
A:6010B	280-4797-C-7-B		280-21387	280-21083	06/30/2010 16:06	1	TAL DEN	JKH
P:3005A	280-4797-C-7-C		280-22024	280-21084	06/29/2010 15:30	1	TAL DEN	CGG
A:6020	280-4797-C-7-C		280-22024	280-21084	07/07/2010 03:45	1	TAL DEN	TEL
P:7470A	280-4797-C-7-A		280-21138	280-20913	06/28/2010 10:50	1	TAL DEN	KS
A:7470A	280-4797-C-7-A		280-21138	280-20913	06/28/2010 20:29	1	TAL DEN	KS
A:300.0	280-4797-A-7		280-20935		06/25/2010 17:51	1	TAL DEN	EK
A:300.0	280-4797-A-7		280-20936		06/25/2010 17:51	1	TAL DEN	EK
A:350.1	280-4797-D-7		280-21498		07/01/2010 16:02	1	TAL DEN	LEJ
A:SM 2120B	280-4797-A-7		280-20853		06/25/2010 15:45	1	TAL DEN	LEJ
A:SM 2540C	280-4797-A-7		280-21174		06/30/2010 08:17	1	TAL DEN	BJD
A:Field Sampling	280-4797-A-7		280-22595		06/24/2010 10:14	1	TAL DEN	FS

Client: Waste Management

Job Number: 280-4797-1

Laboratory Chronicle

Lab ID: **280-4797-8** **Client ID:** **MW-4B**

Sample Date/Time: 06/24/2010 09:42 Received Date/Time: 06/25/2010 13:32

Method	Bottle ID	Run	Analysis Batch	Prep Batch	Date Prepared / Analyzed	Dil	Lab	Analyst
P:5030B	280-4797-J-8		280-21886		07/06/2010 00:31	1	TAL DEN	TDJ
A:8260B	280-4797-J-8		280-21886		07/06/2010 00:31	1	TAL DEN	TDJ
P:504.1	280-4797-E-8-A		280-21910	280-21647	07/02/2010 13:57	1	TAL DEN	TEM
A:504.1	280-4797-E-8-A		280-21910	280-21647	07/03/2010 17:05	1	TAL DEN	TEM
P:3005A	280-4797-C-8-B		280-21387	280-21083	06/29/2010 15:30	1	TAL DEN	CGG
A:6010B	280-4797-C-8-B		280-21387	280-21083	06/30/2010 16:09	1	TAL DEN	JKH
P:3005A	280-4797-C-8-C		280-22024	280-21084	06/29/2010 15:30	1	TAL DEN	CGG
A:6020	280-4797-C-8-C		280-22024	280-21084	07/07/2010 03:48	1	TAL DEN	TEL
P:7470A	280-4797-C-8-A		280-21138	280-20913	06/28/2010 10:50	1	TAL DEN	KS
A:7470A	280-4797-C-8-A		280-21138	280-20913	06/28/2010 20:32	1	TAL DEN	KS
A:300.0	280-4797-A-8		280-20935		06/25/2010 18:09	1	TAL DEN	EK
A:300.0	280-4797-A-8		280-20936		06/25/2010 18:09	1	TAL DEN	EK
A:350.1	280-4797-D-8		280-21498		07/01/2010 16:04	1	TAL DEN	LEJ
A:SM 2120B	280-4797-A-8		280-20853		06/25/2010 15:45	1	TAL DEN	LEJ
A:SM 2540C	280-4797-A-8		280-21176		06/30/2010 08:27	1	TAL DEN	BJD
A:Field Sampling	280-4797-A-8		280-22595		06/24/2010 09:42	1	TAL DEN	FS

Lab ID: **280-4797-8 DU** **Client ID:** **MW-4B**

Sample Date/Time: 06/24/2010 09:42 Received Date/Time: 06/25/2010 13:32

Method	Bottle ID	Run	Analysis Batch	Prep Batch	Date Prepared / Analyzed	Dil	Lab	Analyst
A:SM 2540C	280-4797-A-8 DU		280-21176		06/30/2010 08:27	1	TAL DEN	BJD

Client: Waste Management

Job Number: 280-4797-1

Laboratory Chronicle

Lab ID: **280-4797-9** **Client ID:** **MW-5A**

Sample Date/Time: 06/24/2010 09:39 Received Date/Time: 06/25/2010 13:32

Method	Bottle ID	Run	Analysis Batch	Prep Batch	Date Prepared / Analyzed	Dil	Lab	Analyst
P:5030B	280-4797-H-9		280-21886		07/06/2010 00:54	1	TAL DEN	TDJ
A:8260B	280-4797-H-9		280-21886		07/06/2010 00:54	1	TAL DEN	TDJ
P:504.1	280-4797-E-9-A		280-21910	280-21647	07/02/2010 13:57	1	TAL DEN	TEM
A:504.1	280-4797-E-9-A		280-21910	280-21647	07/03/2010 17:25	1	TAL DEN	TEM
P:3005A	280-4797-C-9-B		280-21387	280-21083	06/29/2010 15:30	1	TAL DEN	CGG
A:6010B	280-4797-C-9-B		280-21387	280-21083	06/30/2010 16:11	1	TAL DEN	JKH
P:3005A	280-4797-C-9-C		280-22024	280-21084	06/29/2010 15:30	1	TAL DEN	CGG
A:6020	280-4797-C-9-C		280-22024	280-21084	07/07/2010 03:51	1	TAL DEN	TEL
P:7470A	280-4797-C-9-A		280-21138	280-20913	06/28/2010 10:50	1	TAL DEN	KS
A:7470A	280-4797-C-9-A		280-21138	280-20913	06/28/2010 20:34	1	TAL DEN	KS
A:300.0	280-4797-A-9		280-20935		06/25/2010 19:01	1	TAL DEN	EK
A:300.0	280-4797-A-9		280-20936		06/25/2010 19:01	1	TAL DEN	EK
A:350.1	280-4797-D-9		280-21668		07/02/2010 13:09	1	TAL DEN	LEJ
A:SM 2120B	280-4797-A-9		280-20853		06/25/2010 15:45	1	TAL DEN	LEJ
A:SM 2540C	280-4797-A-9		280-21176		06/30/2010 08:27	1	TAL DEN	BJD
A:Field Sampling	280-4797-A-9		280-22595		06/24/2010 09:39	1	TAL DEN	FS

Lab ID: **280-4797-9 MS** **Client ID:** **MW-5A**

Sample Date/Time: 06/24/2010 09:39 Received Date/Time: 06/25/2010 13:32

Method	Bottle ID	Run	Analysis Batch	Prep Batch	Date Prepared / Analyzed	Dil	Lab	Analyst
A:350.1	280-4797-D-9 MS		280-21668		07/02/2010 13:10	1	TAL DEN	LEJ

Lab ID: **280-4797-9 MSD** **Client ID:** **MW-5A**

Sample Date/Time: 06/24/2010 09:39 Received Date/Time: 06/25/2010 13:32

Method	Bottle ID	Run	Analysis Batch	Prep Batch	Date Prepared / Analyzed	Dil	Lab	Analyst
A:350.1	280-4797-D-9 MSD		280-21668		07/02/2010 13:12	1	TAL DEN	LEJ

Client: Waste Management

Job Number: 280-4797-1

Laboratory Chronicle

Lab ID: **280-4797-10** **Client ID:** **MW-5B**

Sample Date/Time: 06/24/2010 08:48 Received Date/Time: 06/25/2010 13:32

Method	Bottle ID	Run	Analysis Batch	Prep Batch	Date Prepared / Analyzed	Dil	Lab	Analyst
P:5030B	280-4797-I-10		280-21886		07/06/2010 01:17	1	TAL DEN	TDJ
A:8260B	280-4797-I-10		280-21886		07/06/2010 01:17	1	TAL DEN	TDJ
P:504.1	280-4797-G-10-A		280-21910	280-21647	07/02/2010 13:57	1	TAL DEN	TEM
A:504.1	280-4797-G-10-A		280-21910	280-21647	07/03/2010 17:45	1	TAL DEN	TEM
P:3005A	280-4797-C-10-B		280-21387	280-21083	06/29/2010 15:30	1	TAL DEN	CGG
A:6010B	280-4797-C-10-B		280-21387	280-21083	06/30/2010 16:13	1	TAL DEN	JKH
P:3005A	280-4797-C-10-C		280-22024	280-21084	06/29/2010 15:30	1	TAL DEN	CGG
A:6020	280-4797-C-10-C		280-22024	280-21084	07/07/2010 03:54	1	TAL DEN	TEL
P:7470A	280-4797-C-10-A		280-21138	280-20913	06/28/2010 10:50	1	TAL DEN	KS
A:7470A	280-4797-C-10-A		280-21138	280-20913	06/28/2010 20:36	1	TAL DEN	KS
A:300.0	280-4797-A-10		280-20935		06/25/2010 19:18	1	TAL DEN	EK
A:300.0	280-4797-A-10		280-20936		06/25/2010 19:18	1	TAL DEN	EK
A:350.1	280-4797-D-10		280-21668		07/02/2010 13:13	1	TAL DEN	LEJ
A:SM 2120B	280-4797-A-10		280-20853		06/25/2010 15:45	1	TAL DEN	LEJ
A:SM 2540C	280-4797-A-10		280-21176		06/30/2010 08:27	1	TAL DEN	BJD
A:Field Sampling	280-4797-A-10		280-22595		06/24/2010 08:48	1	TAL DEN	FS

Lab ID: **280-4797-11** **Client ID:** **MW-6AR**

Sample Date/Time: 06/24/2010 13:40 Received Date/Time: 06/25/2010 13:32

Method	Bottle ID	Run	Analysis Batch	Prep Batch	Date Prepared / Analyzed	Dil	Lab	Analyst
P:5030B	280-4797-H-11		280-21886		07/06/2010 01:40	1	TAL DEN	TDJ
A:8260B	280-4797-H-11		280-21886		07/06/2010 01:40	1	TAL DEN	TDJ
P:504.1	280-4797-G-11-A		280-22397	280-21840	07/06/2010 12:19	1	TAL DEN	MPS
A:504.1	280-4797-G-11-A		280-22397	280-21840	07/07/2010 12:25	1	TAL DEN	TEM
P:3005A	280-4797-C-11-B		280-21387	280-21083	06/29/2010 15:30	1	TAL DEN	CGG
A:6010B	280-4797-C-11-B		280-21387	280-21083	06/30/2010 16:16	1	TAL DEN	JKH
P:3005A	280-4797-C-11-C		280-22024	280-21084	06/29/2010 15:30	1	TAL DEN	CGG
A:6020	280-4797-C-11-C		280-22024	280-21084	07/07/2010 03:56	1	TAL DEN	TEL
P:7470A	280-4797-C-11-A		280-21138	280-20913	06/28/2010 10:50	1	TAL DEN	KS
A:7470A	280-4797-C-11-A		280-21138	280-20913	06/28/2010 20:43	1	TAL DEN	KS
A:300.0	280-4797-A-11		280-20936		06/25/2010 19:35	1	TAL DEN	EK
A:300.0	280-4797-A-11		280-20935		06/25/2010 23:03	2	TAL DEN	EK
A:350.1	280-4797-D-11		280-21668		07/02/2010 13:15	1	TAL DEN	LEJ
A:SM 2120B	280-4797-A-11		280-20853		06/25/2010 15:45	1	TAL DEN	LEJ
A:SM 2540C	280-4797-A-11		280-21176		06/30/2010 08:27	1	TAL DEN	BJD
A:Field Sampling	280-4797-A-11		280-22595		06/24/2010 13:40	1	TAL DEN	FS

Client: Waste Management

Job Number: 280-4797-1

Laboratory Chronicle

Lab ID: **280-4797-12** **Client ID:** **MW-6BR**

Sample Date/Time: 06/24/2010 13:06 Received Date/Time: 06/25/2010 13:32

Method	Bottle ID	Run	Analysis Batch	Prep Batch	Date Prepared / Analyzed	Dil	Lab	Analyst
P:5030B	280-4797-I-12		280-21886		07/06/2010 02:02	1	TAL DEN	TDJ
A:8260B	280-4797-I-12		280-21886		07/06/2010 02:02	1	TAL DEN	TDJ
P:504.1	280-4797-G-12-A		280-22397	280-21840	07/06/2010 12:19	1	TAL DEN	MPS
A:504.1	280-4797-G-12-A		280-22397	280-21840	07/07/2010 12:45	1	TAL DEN	TEM
P:3005A	280-4797-C-12-B		280-21387	280-21083	06/29/2010 15:30	1	TAL DEN	CGG
A:6010B	280-4797-C-12-B		280-21387	280-21083	06/30/2010 16:28	1	TAL DEN	JKH
P:3005A	280-4797-C-12-C		280-22024	280-21084	06/29/2010 15:30	1	TAL DEN	CGG
A:6020	280-4797-C-12-C		280-22024	280-21084	07/07/2010 03:59	1	TAL DEN	TEL
P:7470A	280-4797-C-12-A		280-21138	280-20913	06/28/2010 10:50	1	TAL DEN	KS
A:7470A	280-4797-C-12-A		280-21138	280-20913	06/28/2010 20:45	1	TAL DEN	KS
A:300.0	280-4797-A-12		280-20935		06/25/2010 19:52	1	TAL DEN	EK
A:300.0	280-4797-A-12		280-20936		06/25/2010 19:52	1	TAL DEN	EK
A:350.1	280-4797-D-12		280-21668		07/02/2010 13:16	1	TAL DEN	LEJ
A:SM 2120B	280-4797-A-12		280-20853		06/25/2010 15:45	1	TAL DEN	LEJ
A:SM 2540C	280-4797-A-12		280-21176		06/30/2010 08:27	1	TAL DEN	BJD
A:Field Sampling	280-4797-A-12		280-22595		06/24/2010 13:06	1	TAL DEN	FS

Lab ID: **280-4797-13** **Client ID:** **MW-7A**

Sample Date/Time: 06/24/2010 08:24 Received Date/Time: 06/25/2010 13:32

Method	Bottle ID	Run	Analysis Batch	Prep Batch	Date Prepared / Analyzed	Dil	Lab	Analyst
P:5030B	280-4797-H-13		280-21886		07/06/2010 02:25	1	TAL DEN	TDJ
A:8260B	280-4797-H-13		280-21886		07/06/2010 02:25	1	TAL DEN	TDJ
P:504.1	280-4797-F-13-A		280-22397	280-21840	07/06/2010 12:19	1	TAL DEN	MPS
A:504.1	280-4797-F-13-A		280-22397	280-21840	07/07/2010 13:05	1	TAL DEN	TEM
P:3005A	280-4797-C-13-B		280-21387	280-21083	06/29/2010 15:30	1	TAL DEN	CGG
A:6010B	280-4797-C-13-B		280-21387	280-21083	06/30/2010 16:30	1	TAL DEN	JKH
P:3005A	280-4797-C-13-C		280-22024	280-21084	06/29/2010 15:30	1	TAL DEN	CGG
A:6020	280-4797-C-13-C		280-22024	280-21084	07/07/2010 04:08	1	TAL DEN	TEL
P:7470A	280-4797-C-13-A		280-21138	280-20913	06/28/2010 10:50	1	TAL DEN	KS
A:7470A	280-4797-C-13-A		280-21138	280-20913	06/28/2010 20:48	1	TAL DEN	KS
A:300.0	280-4797-A-13		280-20936		06/25/2010 20:10	1	TAL DEN	EK
A:300.0	280-4797-A-13		280-20935		06/25/2010 23:20	2	TAL DEN	EK
A:350.1	280-4797-D-13		280-21668		07/02/2010 13:18	1	TAL DEN	LEJ
A:SM 2120B	280-4797-A-13		280-20853		06/25/2010 15:45	1	TAL DEN	LEJ
A:SM 2540C	280-4797-A-13		280-21176		06/30/2010 08:27	1	TAL DEN	BJD
A:Field Sampling	280-4797-A-13		280-22595		06/24/2010 08:24	1	TAL DEN	FS

Client: Waste Management

Job Number: 280-4797-1

Laboratory Chronicle

Lab ID: **280-4797-14** **Client ID:** **MW-7B**

Sample Date/Time: 06/24/2010 08:59 Received Date/Time: 06/25/2010 13:32

Method	Bottle ID	Run	Analysis Batch	Prep Batch	Date Prepared / Analyzed	Dil	Lab	Analyst
P:5030B	280-4797-I-14		280-21886		07/06/2010 02:48	1	TAL DEN	TDJ
A:8260B	280-4797-I-14		280-21886		07/06/2010 02:48	1	TAL DEN	TDJ
P:504.1	280-4797-G-14-A		280-22397	280-21840	07/06/2010 12:19	1	TAL DEN	MPS
A:504.1	280-4797-G-14-A		280-22397	280-21840	07/07/2010 13:24	1	TAL DEN	TEM
P:3005A	280-4797-C-14-B		280-21387	280-21083	06/29/2010 15:30	1	TAL DEN	CGG
A:6010B	280-4797-C-14-B		280-21387	280-21083	06/30/2010 16:32	1	TAL DEN	JKH
P:3005A	280-4797-C-14-C		280-22024	280-21084	06/29/2010 15:30	1	TAL DEN	CGG
A:6020	280-4797-C-14-C		280-22024	280-21084	07/07/2010 04:10	1	TAL DEN	TEL
P:7470A	280-4797-C-14-A		280-21138	280-20913	06/28/2010 10:50	1	TAL DEN	KS
A:7470A	280-4797-C-14-A		280-21138	280-20913	06/28/2010 20:50	1	TAL DEN	KS
A:300.0	280-4797-A-14		280-20935		06/25/2010 20:27	1	TAL DEN	EK
A:300.0	280-4797-A-14		280-20936		06/25/2010 20:27	1	TAL DEN	EK
A:350.1	280-4797-D-14		280-21668		07/02/2010 13:20	1	TAL DEN	LEJ
A:SM 2120B	280-4797-A-14		280-20853		06/25/2010 15:45	1	TAL DEN	LEJ
A:SM 2540C	280-4797-A-14		280-21176		06/30/2010 08:27	1	TAL DEN	BJD
A:Field Sampling	280-4797-A-14		280-22595		06/24/2010 08:59	1	TAL DEN	FS

Lab ID: **280-4797-15** **Client ID:** **MW-8R**

Sample Date/Time: 06/24/2010 06:30 Received Date/Time: 06/25/2010 13:32

Method	Bottle ID	Run	Analysis Batch	Prep Batch	Date Prepared / Analyzed	Dil	Lab	Analyst
P:5030B	280-4797-I-15		280-21886		07/06/2010 03:11	1	TAL DEN	TDJ
A:8260B	280-4797-I-15		280-21886		07/06/2010 03:11	1	TAL DEN	TDJ
P:504.1	280-4797-G-15-A		280-22397	280-21840	07/06/2010 12:19	1	TAL DEN	MPS
A:504.1	280-4797-G-15-A		280-22397	280-21840	07/07/2010 13:45	1	TAL DEN	TEM
P:3005A	280-4797-C-15-B		280-21387	280-21083	06/29/2010 15:30	1	TAL DEN	CGG
A:6010B	280-4797-C-15-B		280-21387	280-21083	06/30/2010 16:35	1	TAL DEN	JKH
P:3005A	280-4797-C-15-C		280-22024	280-21084	06/29/2010 15:30	1	TAL DEN	CGG
A:6020	280-4797-C-15-C		280-22024	280-21084	07/07/2010 04:13	1	TAL DEN	TEL
P:7470A	280-4797-C-15-A		280-21138	280-20913	06/28/2010 10:50	1	TAL DEN	KS
A:7470A	280-4797-C-15-A		280-21138	280-20913	06/28/2010 20:52	1	TAL DEN	KS
A:300.0	280-4797-A-15		280-20935		06/25/2010 20:44	1	TAL DEN	EK
A:300.0	280-4797-A-15		280-20936		06/25/2010 20:44	1	TAL DEN	EK
A:350.1	280-4797-D-15		280-21668		07/02/2010 13:21	1	TAL DEN	LEJ
A:SM 2120B	280-4797-A-15		280-20853		06/25/2010 15:45	1	TAL DEN	LEJ
A:SM 2540C	280-4797-A-15		280-21176		06/30/2010 08:27	1	TAL DEN	BJD
A:Field Sampling	280-4797-A-15		280-22595		06/24/2010 06:30	1	TAL DEN	FS

Client: Waste Management

Job Number: 280-4797-1

Laboratory Chronicle

Lab ID: **280-4797-16** **Client ID:** **MW-FL1**

Sample Date/Time: 06/24/2010 10:31 Received Date/Time: 06/25/2010 13:32

Method	Bottle ID	Run	Analysis Batch	Prep Batch	Date Prepared / Analyzed	Dil	Lab	Analyst
P:5030B	280-4797-J-16		280-21886		07/06/2010 03:34	1	TAL DEN	TDJ
A:8260B	280-4797-J-16		280-21886		07/06/2010 03:34	1	TAL DEN	TDJ
P:504.1	280-4797-E-16-A		280-22397	280-21840	07/06/2010 12:19	1	TAL DEN	MPS
A:504.1	280-4797-E-16-A		280-22397	280-21840	07/07/2010 14:04	1	TAL DEN	TEM
P:3005A	280-4797-C-16-B		280-21387	280-21083	06/29/2010 15:30	1	TAL DEN	CGG
A:6010B	280-4797-C-16-B		280-21387	280-21083	06/30/2010 16:37	1	TAL DEN	JKH
P:3005A	280-4797-C-16-C		280-22024	280-21084	06/29/2010 15:30	1	TAL DEN	CGG
A:6020	280-4797-C-16-C		280-22024	280-21084	07/07/2010 04:16	1	TAL DEN	TEL
P:7470A	280-4797-C-16-A		280-21138	280-20913	06/28/2010 10:50	1	TAL DEN	KS
A:7470A	280-4797-C-16-A		280-21138	280-20913	06/28/2010 20:55	1	TAL DEN	KS
A:300.0	280-4797-A-16		280-20935		06/25/2010 21:02	1	TAL DEN	EK
A:300.0	280-4797-A-16		280-20936		06/25/2010 21:02	1	TAL DEN	EK
A:350.1	280-4797-D-16		280-21668		07/02/2010 13:23	1	TAL DEN	LEJ
A:SM 2120B	280-4797-A-16		280-20853		06/25/2010 15:45	1	TAL DEN	LEJ
A:SM 2540C	280-4797-A-16		280-21176		06/30/2010 08:27	1	TAL DEN	BJD
A:Field Sampling	280-4797-A-16		280-22595		06/24/2010 10:31	1	TAL DEN	FS

Lab ID: **280-4797-17** **Client ID:** **MW-FL2R**

Sample Date/Time: 06/24/2010 11:11 Received Date/Time: 06/25/2010 13:32

Method	Bottle ID	Run	Analysis Batch	Prep Batch	Date Prepared / Analyzed	Dil	Lab	Analyst
P:5030B	280-4797-H-17		280-21886		07/06/2010 03:57	1	TAL DEN	TDJ
A:8260B	280-4797-H-17		280-21886		07/06/2010 03:57	1	TAL DEN	TDJ
P:504.1	280-4797-F-17-A		280-22397	280-21840	07/06/2010 12:19	1	TAL DEN	MPS
A:504.1	280-4797-F-17-A		280-22397	280-21840	07/07/2010 14:24	1	TAL DEN	TEM
P:3005A	280-4797-C-17-B		280-21387	280-21083	06/29/2010 15:30	1	TAL DEN	CGG
A:6010B	280-4797-C-17-B		280-21387	280-21083	06/30/2010 16:40	1	TAL DEN	JKH
P:3005A	280-4797-C-17-C		280-22024	280-21084	06/29/2010 15:30	1	TAL DEN	CGG
A:6020	280-4797-C-17-C		280-22024	280-21084	07/07/2010 04:19	1	TAL DEN	TEL
P:7470A	280-4797-C-17-A		280-21138	280-20913	06/28/2010 10:50	1	TAL DEN	KS
A:7470A	280-4797-C-17-A		280-21138	280-20913	06/28/2010 20:57	1	TAL DEN	KS
A:300.0	280-4797-A-17		280-20935		06/25/2010 21:19	1	TAL DEN	EK
A:300.0	280-4797-A-17		280-20936		06/25/2010 21:19	1	TAL DEN	EK
A:350.1	280-4797-D-17		280-21668		07/02/2010 13:33	1	TAL DEN	LEJ
A:SM 2120B	280-4797-A-17		280-20853		06/25/2010 15:45	1	TAL DEN	LEJ
A:SM 2540C	280-4797-A-17		280-21176		06/30/2010 08:27	1	TAL DEN	BJD
A:Field Sampling	280-4797-A-17		280-22595		06/24/2010 11:11	1	TAL DEN	FS

Client: Waste Management

Job Number: 280-4797-1

Laboratory Chronicle

Lab ID: **280-4797-18** **Client ID:** **MW-FL3**

Sample Date/Time: 06/24/2010 12:34 Received Date/Time: 06/25/2010 13:32

Method	Bottle ID	Run	Analysis Batch	Prep Batch	Date Prepared / Analyzed	Dil	Lab	Analyst
P:5030B	280-4797-H-18		280-21886		07/06/2010 04:20	1	TAL DEN	TDJ
A:8260B	280-4797-H-18		280-21886		07/06/2010 04:20	1	TAL DEN	TDJ
P:504.1	280-4797-F-18-A		280-22397	280-21840	07/06/2010 12:19	1	TAL DEN	MPS
A:504.1	280-4797-F-18-A		280-22397	280-21840	07/07/2010 14:44	1	TAL DEN	TEM
P:3005A	280-4797-C-18-B		280-21387	280-21083	06/29/2010 15:30	1	TAL DEN	CGG
A:6010B	280-4797-C-18-B		280-21387	280-21083	06/30/2010 16:42	1	TAL DEN	JKH
P:3005A	280-4797-C-18-C		280-22024	280-21084	06/29/2010 15:30	1	TAL DEN	CGG
A:6020	280-4797-C-18-C		280-22024	280-21084	07/07/2010 04:21	1	TAL DEN	TEL
P:7470A	280-4797-C-18-A		280-21138	280-20913	06/28/2010 10:50	1	TAL DEN	KS
A:7470A	280-4797-C-18-A		280-21138	280-20913	06/28/2010 20:59	1	TAL DEN	KS
A:300.0	280-4797-A-18		280-20935		06/25/2010 21:36	1	TAL DEN	EK
A:300.0	280-4797-A-18		280-20936		06/25/2010 21:36	1	TAL DEN	EK
A:350.1	280-4797-D-18		280-21668		07/02/2010 14:13	1	TAL DEN	LEJ
A:SM 2120B	280-4797-A-18		280-20853		06/25/2010 15:45	1	TAL DEN	LEJ
A:SM 2540C	280-4797-A-18		280-21176		06/30/2010 08:27	1	TAL DEN	BJD
A:Field Sampling	280-4797-A-18		280-22595		06/24/2010 12:34	1	TAL DEN	FS

Lab ID: **280-4797-18 MS** **Client ID:** **MW-FL3**

Sample Date/Time: 06/24/2010 12:34 Received Date/Time: 06/25/2010 13:32

Method	Bottle ID	Run	Analysis Batch	Prep Batch	Date Prepared / Analyzed	Dil	Lab	Analyst
A:350.1	280-4797-D-18 MS		280-21668		07/02/2010 14:14	1	TAL DEN	LEJ

Lab ID: **280-4797-18 MSD** **Client ID:** **MW-FL3**

Sample Date/Time: 06/24/2010 12:34 Received Date/Time: 06/25/2010 13:32

Method	Bottle ID	Run	Analysis Batch	Prep Batch	Date Prepared / Analyzed	Dil	Lab	Analyst
A:350.1	280-4797-D-18 MSD		280-21668		07/02/2010 14:16	1	TAL DEN	LEJ

Lab ID: **280-4797-18 DU** **Client ID:** **MW-FL3**

Sample Date/Time: 06/24/2010 12:34 Received Date/Time: 06/25/2010 13:32

Method	Bottle ID	Run	Analysis Batch	Prep Batch	Date Prepared / Analyzed	Dil	Lab	Analyst
A:SM 2540C	280-4797-A-18 DU		280-21176		06/30/2010 08:27	1	TAL DEN	BJD

Client: Waste Management

Job Number: 280-4797-1

Laboratory Chronicle

Lab ID: **280-4797-19** **Client ID:** **Equipment Blank**

Sample Date/Time: 06/24/2010 14:30 Received Date/Time: 06/25/2010 13:32

Method	Bottle ID	Run	Analysis Batch	Prep Batch	Date Prepared / Analyzed	Dil	Lab	Analyst
P:5030B	280-4797-I-19		280-21886		07/06/2010 04:42	1	TAL DEN	TDJ
A:8260B	280-4797-I-19		280-21886		07/06/2010 04:42	1	TAL DEN	TDJ
P:504.1	280-4797-F-19-A		280-22397	280-21840	07/06/2010 12:19	1	TAL DEN	MPS
A:504.1	280-4797-F-19-A		280-22397	280-21840	07/07/2010 15:03	1	TAL DEN	TEM
P:3005A	280-4797-C-19-B		280-21387	280-21083	06/29/2010 15:30	1	TAL DEN	CGG
A:6010B	280-4797-C-19-B		280-21387	280-21083	06/30/2010 16:45	1	TAL DEN	JKH
P:3005A	280-4797-C-19-C		280-22024	280-21084	06/29/2010 15:30	1	TAL DEN	CGG
A:6020	280-4797-C-19-C		280-22024	280-21084	07/07/2010 04:24	1	TAL DEN	TEL
P:7470A	280-4797-C-19-A		280-21138	280-20913	06/28/2010 10:50	1	TAL DEN	KS
A:7470A	280-4797-C-19-A		280-21138	280-20913	06/28/2010 21:02	1	TAL DEN	KS
A:300.0	280-4797-A-19		280-20935		06/25/2010 22:28	1	TAL DEN	EK
A:300.0	280-4797-A-19		280-20936		06/25/2010 22:28	1	TAL DEN	EK
A:350.1	280-4797-D-19		280-21668		07/02/2010 13:35	1	TAL DEN	LEJ
A:SM 2120B	280-4797-A-19		280-20853		06/26/2010 12:58	1	TAL DEN	LEJ
A:SM 2540C	280-4797-A-19		280-21176		06/30/2010 08:27	1	TAL DEN	BJD
A:Field Sampling	280-4797-A-19		280-22595		06/24/2010 14:30	1	TAL DEN	FS

Lab ID: **280-4797-20** **Client ID:** **Field Blank**

Sample Date/Time: 06/24/2010 14:20 Received Date/Time: 06/25/2010 13:32

Method	Bottle ID	Run	Analysis Batch	Prep Batch	Date Prepared / Analyzed	Dil	Lab	Analyst
P:5030B	280-4797-I-20		280-21886		07/06/2010 05:05	1	TAL DEN	TDJ
A:8260B	280-4797-I-20		280-21886		07/06/2010 05:05	1	TAL DEN	TDJ
P:504.1	280-4797-E-20-A		280-22397	280-21840	07/06/2010 12:19	1	TAL DEN	MPS
A:504.1	280-4797-E-20-A		280-22397	280-21840	07/07/2010 15:23	1	TAL DEN	TEM
P:3005A	280-4797-C-20-B		280-21387	280-21083	06/29/2010 15:30	1	TAL DEN	CGG
A:6010B	280-4797-C-20-B		280-21387	280-21083	06/30/2010 16:47	1	TAL DEN	JKH
P:3005A	280-4797-C-20-C		280-22024	280-21084	06/29/2010 15:30	1	TAL DEN	CGG
A:6020	280-4797-C-20-C		280-22024	280-21084	07/07/2010 04:27	1	TAL DEN	TEL
P:7470A	280-4797-C-20-A		280-21138	280-20913	06/28/2010 10:50	1	TAL DEN	KS
A:7470A	280-4797-C-20-A		280-21138	280-20913	06/28/2010 21:04	1	TAL DEN	KS
A:300.0	280-4797-A-20		280-20935		06/25/2010 22:46	1	TAL DEN	EK
A:300.0	280-4797-A-20		280-20936		06/25/2010 22:46	1	TAL DEN	EK
A:350.1	280-4797-D-20		280-21668		07/02/2010 14:17	1	TAL DEN	LEJ
A:SM 2120B	280-4797-A-20		280-20853		06/26/2010 12:58	1	TAL DEN	LEJ
A:SM 2540C	280-4797-A-20		280-21176		06/30/2010 08:27	1	TAL DEN	BJD
A:Field Sampling	280-4797-A-20		280-22595		06/24/2010 14:20	1	TAL DEN	FS

Client: Waste Management

Job Number: 280-4797-1

Laboratory Chronicle

Lab ID: **280-4797-21** **Client ID:** **TRIP BLANK**

Sample Date/Time: 06/24/2010 00:00 Received Date/Time: 06/25/2010 13:32

Method	Bottle ID	Run	Analysis Batch	Prep Batch	Date Prepared / Analyzed	Dil	Lab	Analyst
P:5030B	280-4797-A-21		280-21823		07/06/2010 08:44	1	TAL DEN	MD
A:8260B	280-4797-A-21		280-21823		07/06/2010 08:44	1	TAL DEN	MD

Lab ID: **MB** **Client ID:** **N/A**

Sample Date/Time: N/A Received Date/Time: N/A

Method	Bottle ID	Run	Analysis Batch	Prep Batch	Date Prepared / Analyzed	Dil	Lab	Analyst
P:5030B	MB 280-21886/6		280-21886		07/05/2010 20:40	1	TAL DEN	TDJ
A:8260B	MB 280-21886/6		280-21886		07/05/2010 20:40	1	TAL DEN	TDJ
P:5030B	MB 280-21823/6		280-21823		07/06/2010 08:03	1	TAL DEN	MD
A:8260B	MB 280-21823/6		280-21823		07/06/2010 08:03	1	TAL DEN	MD
P:504.1	MB 280-21647/3-A		280-21910	280-21647	07/02/2010 13:57	1	TAL DEN	TEM
A:504.1	MB 280-21647/3-A		280-21910	280-21647	07/03/2010 14:06	1	TAL DEN	TEM
P:504.1	MB 280-21840/3-A		280-22397	280-21840	07/06/2010 12:19	1	TAL DEN	MPS
A:504.1	MB 280-21840/3-A		280-22397	280-21840	07/07/2010 11:45	1	TAL DEN	TEM
P:3005A	MB 280-21083/1-A		280-21387	280-21083	06/29/2010 15:30	1	TAL DEN	CGG
A:6010B	MB 280-21083/1-A		280-21387	280-21083	06/30/2010 15:31	1	TAL DEN	JKH
P:3005A	MB 280-21084/1-A		280-22024	280-21084	06/29/2010 15:30	1	TAL DEN	CGG
A:6020	MB 280-21084/1-A		280-22024	280-21084	07/07/2010 03:07	1	TAL DEN	TEL
P:7470A	MB 280-20913/1-A		280-21138	280-20913	06/28/2010 10:50	1	TAL DEN	KS
A:7470A	MB 280-20913/1-A		280-21138	280-20913	06/28/2010 19:59	1	TAL DEN	KS
A:300.0	MB 280-20935/6		280-20935		06/25/2010 12:04	1	TAL DEN	EK
A:300.0	MB 280-20936/6		280-20936		06/25/2010 12:04	1	TAL DEN	EK
A:350.1	MB 280-21498/199		280-21498		07/01/2010 15:06	1	TAL DEN	LEJ
A:350.1	MB 280-21668/102		280-21668		07/02/2010 12:43	1	TAL DEN	LEJ
A:350.1	MB 280-21668/145		280-21668		07/02/2010 14:08	1	TAL DEN	LEJ
A:SM 2120B	MB 280-20853/1		280-20853		06/25/2010 15:45	1	TAL DEN	LEJ
A:SM 2540C	MB 280-21174/1		280-21174		06/30/2010 08:17	1	TAL DEN	BJD
A:SM 2540C	MB 280-21176/1		280-21176		06/30/2010 08:27	1	TAL DEN	BJD

Client: Waste Management

Job Number: 280-4797-1

Laboratory Chronicle

Lab ID: **LCS** **Client ID:** **N/A**

Sample Date/Time: N/A Received Date/Time: N/A

Method	Bottle ID	Run	Analysis Batch	Prep Batch	Date Prepared / Analyzed	Dil	Lab	Analyst
P:5030B	LCS 280-21886/4		280-21886		07/05/2010 19:54	1	TAL DEN	TDJ
A:8260B	LCS 280-21886/4		280-21886		07/05/2010 19:54	1	TAL DEN	TDJ
P:5030B	LCS 280-21823/4		280-21823		07/06/2010 07:01	1	TAL DEN	MD
A:8260B	LCS 280-21823/4		280-21823		07/06/2010 07:01	1	TAL DEN	MD
P:504.1	LCS 280-21647/1-A		280-21910	280-21647	07/02/2010 13:57	1	TAL DEN	TEM
A:504.1	LCS 280-21647/1-A		280-21910	280-21647	07/03/2010 13:26	1	TAL DEN	TEM
P:504.1	LCS 280-21840/1-A		280-22397	280-21840	07/06/2010 12:19	1	TAL DEN	MPS
A:504.1	LCS 280-21840/1-A		280-22397	280-21840	07/07/2010 11:06	1	TAL DEN	TEM
P:3005A	LCS 280-21083/2-A		280-21387	280-21083	06/29/2010 15:30	1	TAL DEN	CGG
A:6010B	LCS 280-21083/2-A		280-21387	280-21083	06/30/2010 15:33	1	TAL DEN	JKH
P:3005A	LCS 280-21084/2-A		280-22024	280-21084	06/29/2010 15:30	1	TAL DEN	CGG
A:6020	LCS 280-21084/2-A		280-22024	280-21084	07/07/2010 03:09	1	TAL DEN	TEL
P:7470A	LCS 280-20913/2-A		280-21138	280-20913	06/28/2010 10:50	1	TAL DEN	KS
A:7470A	LCS 280-20913/2-A		280-21138	280-20913	06/28/2010 20:02	1	TAL DEN	KS
A:300.0	LCS 280-20935/4		280-20935		06/25/2010 11:30	1	TAL DEN	EK
A:300.0	LCS 280-20936/4		280-20936		06/25/2010 11:30	1	TAL DEN	EK
A:350.1	LCS 280-21498/200		280-21498		07/01/2010 15:19	1	TAL DEN	LEJ
A:350.1	LCS 280-21668/103		280-21668		07/02/2010 12:44	1	TAL DEN	LEJ
A:350.1	LCS 280-21668/146		280-21668		07/02/2010 14:10	1	TAL DEN	LEJ
A:SM 2540C	LCS 280-21174/2		280-21174		06/30/2010 08:17	1	TAL DEN	BJD
A:SM 2540C	LCS 280-21176/2		280-21176		06/30/2010 08:27	1	TAL DEN	BJD

Lab ID: **LCSD** **Client ID:** **N/A**

Sample Date/Time: N/A Received Date/Time: N/A

Method	Bottle ID	Run	Analysis Batch	Prep Batch	Date Prepared / Analyzed	Dil	Lab	Analyst
P:5030B	LCSD 280-21823/5		280-21823		07/06/2010 07:21	1	TAL DEN	MD
A:8260B	LCSD 280-21823/5		280-21823		07/06/2010 07:21	1	TAL DEN	MD
P:504.1	LCSD 280-21647/2-A		280-21910	280-21647	07/02/2010 13:57	1	TAL DEN	TEM
A:504.1	LCSD 280-21647/2-A		280-21910	280-21647	07/03/2010 13:46	1	TAL DEN	TEM
P:504.1	LCSD 280-21840/2-A		280-22397	280-21840	07/06/2010 12:19	1	TAL DEN	MPS
A:504.1	LCSD 280-21840/2-A		280-22397	280-21840	07/07/2010 11:25	1	TAL DEN	TEM
A:300.0	LCSD 280-20935/5		280-20935		06/25/2010 11:47	1	TAL DEN	EK
A:300.0	LCSD 280-20936/5		280-20936		06/25/2010 11:47	1	TAL DEN	EK
A:350.1	LCSD 280-21498/207		280-21498		07/01/2010 15:29	1	TAL DEN	LEJ
A:350.1	LCSD 280-21668/104		280-21668		07/02/2010 12:46	1	TAL DEN	LEJ
A:350.1	LCSD 280-21668/147		280-21668		07/02/2010 14:11	1	TAL DEN	LEJ
A:SM 2540C	LCSD 280-21174/3		280-21174		06/30/2010 08:17	1	TAL DEN	BJD
A:SM 2540C	LCSD 280-21176/3		280-21176		06/30/2010 08:27	1	TAL DEN	BJD

Client: Waste Management

Job Number: 280-4797-1

Laboratory Chronicle

Lab ID: LLCS **Client ID:** N/A

Sample Date/Time: N/A Received Date/Time: N/A

Method	Bottle ID	Run	Analysis Batch	Prep Batch	Date Prepared / Analyzed	Dil	Lab	Analyst
P:504.1	LLCS 280-21647/4-A		280-21910	280-21647	07/02/2010 13:57	1	TAL DEN	TEM
A:504.1	LLCS 280-21647/4-A		280-21910	280-21647	07/03/2010 14:26	1	TAL DEN	TEM
P:504.1	LLCS 280-21840/4-A		280-22397	280-21840	07/06/2010 12:19	1	TAL DEN	MPS
A:504.1	LLCS 280-21840/4-A		280-22397	280-21840	07/07/2010 12:05	1	TAL DEN	TEM

Lab ID: MRL **Client ID:** N/A

Sample Date/Time: N/A Received Date/Time: N/A

Method	Bottle ID	Run	Analysis Batch	Prep Batch	Date Prepared / Analyzed	Dil	Lab	Analyst
A:300.0	MRL 280-20935/3		280-20935		06/25/2010 11:13	1	TAL DEN	EK
A:300.0	MRL 280-20936/3		280-20936		06/25/2010 11:13	1	TAL DEN	EK

Lab ID: MS **Client ID:** N/A

Sample Date/Time: 06/24/2010 14:23 Received Date/Time: 06/26/2010 10:46

Method	Bottle ID	Run	Analysis Batch	Prep Batch	Date Prepared / Analyzed	Dil	Lab	Analyst
P:5030B	280-4846-J-1 MS		280-21823		07/06/2010 10:09	1	TAL DEN	MD
A:8260B	280-4846-J-1 MS		280-21823		07/06/2010 10:09	1	TAL DEN	MD

Lab ID: MSD **Client ID:** N/A

Sample Date/Time: 06/24/2010 14:23 Received Date/Time: 06/26/2010 10:46

Method	Bottle ID	Run	Analysis Batch	Prep Batch	Date Prepared / Analyzed	Dil	Lab	Analyst
P:5030B	280-4846-J-1 MSD		280-21823		07/06/2010 10:29	1	TAL DEN	MD
A:8260B	280-4846-J-1 MSD		280-21823		07/06/2010 10:29	1	TAL DEN	MD

Lab ID: DU **Client ID:** N/A

Sample Date/Time: 06/24/2010 10:20 Received Date/Time: 06/25/2010 10:00

Method	Bottle ID	Run	Analysis Batch	Prep Batch	Date Prepared / Analyzed	Dil	Lab	Analyst
A:SM 2540C	280-4791-O-1 DU		280-21174		06/30/2010 08:17	1	TAL DEN	BJD

Lab References:

TAL DEN = TestAmerica Denver

TestAmerica
THE LEADER IN ENVIRONMENTAL TESTING

TestAmerica Laboratories, Inc.

ANALYTICAL REPORT

WM Vista

Lot #: F0F290481

TestAmerica Denver

TestAmerica Denver
4955 Yarrow Street
Arvada, CO 80002

TESTAMERICA LABORATORIES, INC.

Kay Clay
Project Manager

July 13, 2010

Case Narrative
LOT NUMBER: F0F290481

This report contains the analytical results for the 20 samples received under chain of custody by TestAmerica St. Louis on June 29, 2010. These samples are associated with your WM Vista project.

The analytical results included in this report meet all applicable quality control procedure requirements except as noted below.

The test results in this report meet all NELAP requirements for parameters in which accreditations are held by TestAmerica St. Louis. Any exceptions to NELAP requirements are noted in the case narrative. The case narrative is an integral part of this report.

All chemical analysis results are based upon sample as received, wet weight, unless noted otherwise. All radiochemistry results are based upon sample as dried and ground with the exception of tritium, unless requested wet weight by the client.

Observations/Nonconformances
Reference the chain of custody and condition upon receipt report for any variations on receipt conditions and temperature of samples on receipt.

There are no observations or nonconformances associated with the analysis in this lot.

METHODS SUMMARY

F0F290481

PARAMETER	ANALYTICAL METHOD	PREPARATION METHOD
Gross Alpha/Beta by GFPC	SW846 9310 MOD	

References:

SW846 "Test Methods for Evaluating Solid Waste, Physical/Chemical Methods", Third Edition, November 1986 and its updates.

SAMPLE SUMMARY

F0F290481

WO #	SAMPLE#	CLIENT SAMPLE ID	SAMPLED DATE	SAMP TIME
L3JHV	001	MW-1A (280-4797-1)	06/24/10	14:03
L3JHX	002	MW-1B (280-4797-2)	06/24/10	13:28
L3JH0	003	MW-2AR (280-4797-3)	06/24/10	11:50
L3JH1	004	MW-2B (280-4797-4)	06/24/10	12:27
L3JH2	005	MW-3A (280-4797-5)	06/24/10	11:45
L3JH3	006	MW-3B (280-4797-6)	06/24/10	10:08
L3JH4	007	MW-4A (280-4797-7)	06/24/10	10:14
L3JH5	008	MW-4B (280-4797-8)	06/24/10	09:42
L3JH7	009	MW-5A (280-4797-9)	06/24/10	09:39
L3JH9	010	MW-5B (280-4797-10)	06/24/10	08:48
L3JJD	011	MW-6AR (280-4797-11)	06/24/10	13:40
L3JJG	012	MW-6BR (280-4797-12)	06/24/10	13:06
L3JJH	013	MW-7A (280-4797-13)	06/24/10	08:24
L3JJJ	014	MW-7B (280-4797-14)	06/24/10	08:59
L3JJL	015	MW-8R (280-4797-15)	06/24/10	06:30
L3JJN	016	MW-FL1 (280-4797-16)	06/24/10	10:31
L3JJP	017	MW-FL2R (280-4797-17)	06/24/10	11:11
L3JJR	018	MW-FL3 (280-4797-18)	06/24/10	12:34
L3JJV	019	EQUIPMENT BLANK (280-4797-19)	06/24/10	14:30
L3JJW	020	FIELD BLANK (280-4797-20)	06/24/10	14:20

NOTE(S):

- The analytical results of the samples listed above are presented on the following pages.
- All calculations are performed before rounding to avoid round-off errors in calculated results.
- Results noted as "ND" were not detected at or above the stated limit.
- This report must not be reproduced, except in full, without the written approval of the laboratory.
- Results for the following parameters are never reported on a dry weight basis: color, corrosivity, density, flashpoint, ignitability, layers, odor, paint filter test, pH, porosity pressure, reactivity, redox potential, specific gravity, spot tests, solids, solubility, temperature, viscosity, and weight.

TestAmerica Denver

Client Sample ID: MW-1A (280-4797-1)

Radiochemistry

Lab Sample ID: F0F290481-001
Work Order: L3JHV
Matrix: WATER

Date Collected: 06/24/10 1403
Date Received: 06/29/10 0925

Parameter	Result	Qual	Total Uncert. (2 σ+/-)	RL	mdc	Prep Date	Analysis Date
GROSS A/B BY GFPC SW846 9310 MOD				pCi/L		Batch # 0193134	Yld %
Gross Alpha	2.0	J	1.1	3.0	1.3	07/12/10	07/12/10

NOTE(S)

Data are incomplete without the case narrative.

MDC is determined by instrument performance only.
Bold results are greater than the MDC.

J Result is greater than sample detection limit but less than stated reporting limit.

TestAmerica Denver

Client Sample ID: MW-1B (280-4797-2)

Radiochemistry

Lab Sample ID: F0F290481-002
Work Order: L3JHX
Matrix: WATER

Date Collected: 06/24/10 1328
Date Received: 06/29/10 0925

Parameter	Result	Qual	Total Uncert. (2 σ+/-)	RL	mdc	Prep Date	Analysis Date
GROSS A/B BY GFPC SW846 9310 MOD				pCi/L		Batch # 0193134	Yld %
Gross Alpha	2.5	J	1.0	3.0	1.0	07/12/10	07/12/10

NOTE(S)

Data are incomplete without the case narrative.

MDC is determined by instrument performance only.
Bold results are greater than the MDC.

J Result is greater than sample detection limit but less than stated reporting limit.

TestAmerica Denver

Client Sample ID: MW-2AR (280-4797-3)

Radiochemistry

Lab Sample ID: F0F290481-003
Work Order: L3JH0
Matrix: WATER

Date Collected: 06/24/10 1150
Date Received: 06/29/10 0925

Parameter	Result	Qual	Total Uncert. (2 σ+/-)	RL	mdc	Prep Date	Analysis Date
GROSS A/B BY GFPC SW846 9310 MOD				pCi/L		Batch # 0193134	Yld %
Gross Alpha	1.21	J	0.67	3.00	0.81	07/12/10	07/12/10

NOTE(S)

Data are incomplete without the case narrative.

MDC is determined by instrument performance only.
Bold results are greater than the MDC.

J Result is greater than sample detection limit but less than stated reporting limit.

TestAmerica Denver

Client Sample ID: MW-2B (280-4797-4)

Radiochemistry

Lab Sample ID: F0F290481-004
Work Order: L3JH1
Matrix: WATER

Date Collected: 06/24/10 1227
Date Received: 06/29/10 0925

Parameter	Result	Qual	Total Uncert. (2 σ+/-)	RL	mdc	Prep Date	Analysis Date
GROSS A/B BY GFPC SW846 9310 MOD				pCi/L		Batch # 0193134	Yld %
Gross Alpha	8.0		2.0	3.0	1.7	07/12/10	07/12/10

NOTE(S)

Data are incomplete without the case narrative.

MDC is determined by instrument performance only.
Bold results are greater than the MDC.

TestAmerica Denver

Client Sample ID: MW-3A (280-4797-5)

Radiochemistry

Lab Sample ID: F0F290481-005
Work Order: L3JH2
Matrix: WATER

Date Collected: 06/24/10 1145
Date Received: 06/29/10 0925

Parameter	Result	Qual	Total Uncert. (2 σ+/-)	RL	mdc	Prep Date	Analysis Date
GROSS A/B BY GFPC SW846 9310 MOD				pCi/L		Batch # 0193134	Yld %
Gross Alpha	9.3		1.9	3.0	1.1	07/12/10	07/12/10

NOTE(S)

Data are incomplete without the case narrative.

MDC is determined by instrument performance only.
Bold results are greater than the MDC.

TestAmerica Denver

Client Sample ID: MW-3B (280-4797-6)

Radiochemistry

Lab Sample ID: F0F290481-006
Work Order: L3JH3
Matrix: WATER

Date Collected: 06/24/10 1008
Date Received: 06/29/10 0925

Parameter	Result	Qual	Total Uncert. (2 σ+/-)	RL	mdc	Prep Date	Analysis Date
GROSS A/B BY GFPC SW846 9310 MOD				pCi/L		Batch # 0193134	Yld %
Gross Alpha	6.1		1.8	3.0	1.6	07/12/10	07/12/10

NOTE(S)

Data are incomplete without the case narrative.

MDC is determined by instrument performance only.
Bold results are greater than the MDC.

TestAmerica Denver

Client Sample ID: MW-4A (280-4797-7)

Radiochemistry

Lab Sample ID: F0F290481-007
Work Order: L3JH4
Matrix: WATER

Date Collected: 06/24/10 1014
Date Received: 06/29/10 0925

Parameter	Result	Qual	Total Uncert. (2 σ+/-)	RL	mdc	Prep Date	Analysis Date
GROSS A/B BY GFPC SW846 9310 MOD				pCi/L		Batch # 0193134	Yld %
Gross Alpha	0.91	J	0.63	3.00	0.87	07/12/10	07/12/10

NOTE(S)

Data are incomplete without the case narrative.

MDC is determined by instrument performance only.
Bold results are greater than the MDC.

J Result is greater than sample detection limit but less than stated reporting limit.

TestAmerica Denver

Client Sample ID: MW-4B (280-4797-8)

Radiochemistry

Lab Sample ID: F0F290481-008
Work Order: L3JH5
Matrix: WATER

Date Collected: 06/24/10 0942
Date Received: 06/29/10 0925

Parameter	Result	Qual	Total Uncert. (2 σ+/-)	RL	mdc	Prep Date	Analysis Date
GROSS A/B BY GFPC SW846 9310 MOD				pCi/L		Batch # 0193134	Yld %
Gross Alpha	1.20	J	0.70	3.00	0.91	07/12/10	07/12/10

NOTE(S)

Data are incomplete without the case narrative.

MDC is determined by instrument performance only.
Bold results are greater than the MDC.

J Result is greater than sample detection limit but less than stated reporting limit.

TestAmerica Denver

Client Sample ID: MW-5A (280-4797-9)

Radiochemistry

Lab Sample ID: F0F290481-009
Work Order: L3JH7
Matrix: WATER

Date Collected: 06/24/10 0939
Date Received: 06/29/10 0925

Parameter	Result	Qual	Total Uncert. (2 σ+/-)	RL	mdc	Prep Date	Analysis Date
GROSS A/B BY GFPC SW846 9310 MOD				pCi/L		Batch # 0193134	Yld %
Gross Alpha	3.6		1.1	3.0	0.9	07/12/10	07/12/10

NOTE(S)

Data are incomplete without the case narrative.

MDC is determined by instrument performance only.
Bold results are greater than the MDC.

TestAmerica Denver

Client Sample ID: MW-5B (280-4797-10)

Radiochemistry

Lab Sample ID: F0F290481-010
Work Order: L3JH9
Matrix: WATER

Date Collected: 06/24/10 0848
Date Received: 06/29/10 0925

Parameter	Result	Qual	Total Uncert. (2 σ+/-)	RL	mdc	Prep Date	Analysis Date
GROSS A/B BY GFPC SW846 9310 MOD				pCi/L		Batch # 0193134	Yld %
Gross Alpha	16.6		3.4	3.0	1.8	07/12/10	07/12/10

NOTE(S)

Data are incomplete without the case narrative.

MDC is determined by instrument performance only.
Bold results are greater than the MDC.

TestAmerica Denver

Client Sample ID: MW-6AR (280-4797-11)

Radiochemistry

Lab Sample ID: F0F290481-011
Work Order: L3JJD
Matrix: WATER

Date Collected: 06/24/10 1340
Date Received: 06/29/10 0925

Parameter	Result	Qual	Total Uncert. (2 σ+/-)	RL	mdc	Prep Date	Analysis Date
GROSS A/B BY GFPC SW846 9310 MOD				**pCi/L**		**Batch # 0193134**	**Yld %**
Gross Alpha	**1.46**	J	0.93	3.00	1.3	07/12/10	07/12/10

NOTE(S)

Data are incomplete without the case narrative.

MDC is determined by instrument performance only.
Bold results are greater than the MDC.

J Result is greater than sample detection limit but less than stated reporting limit.

TestAmerica Denver

Client Sample ID: MW-6BR (280-4797-12)

Radiochemistry

Lab Sample ID: F0F290481-012
Work Order: L3JJG
Matrix: WATER

Date Collected: 06/24/10 1306
Date Received: 06/29/10 0925

Parameter	Result	Qual	Total Uncert. (2 σ+/-)	RL	mdc	Prep Date	Analysis Date
GROSS A/B BY GFPC SW846 9310 MOD				pCi/L		Batch # 0193134	Yld %
Gross Alpha	4.5		1.8	3.0	1.9	07/12/10	07/12/10

NOTE(S)

Data are incomplete without the case narrative.

MDC is determined by instrument performance only.
Bold results are greater than the MDC.

TestAmerica Denver

Client Sample ID: MW-7A (280-4797-13)

Radiochemistry

Lab Sample ID: F0F290481-013
Work Order: L3JJH
Matrix: WATER

Date Collected: 06/24/10 0824
Date Received: 06/29/10 0925

Parameter	Result	Qual	Total Uncert. (2 σ+/-)	RL	mdc	Prep Date	Analysis Date
GROSS A/B BY GFPC SW846 9310 MOD				**pCi/L**		**Batch # 0193134**	**Yld %**
Gross Alpha	1.2	U	1.1	3.0	1.6	07/12/10	07/12/10

NOTE(S)

Data are incomplete without the case narrative.

MDC is determined by instrument performance only.
Bold results are greater than the MDC.

U Result is less than the sample detection limit.

TestAmerica Denver

Client Sample ID: MW-7B (280-4797-14)

Radiochemistry

Lab Sample ID: F0F290481-014
Work Order: L3JJJ
Matrix: WATER

Date Collected: 06/24/10 0859
Date Received: 06/29/10 0925

Parameter	Result	Qual	Total Uncert. (2 σ+/-)	RL	mdc	Prep Date	Analysis Date
GROSS A/B BY GFPC SW846 9310 MOD				pCi/L		Batch # 0193134	Yld %
Gross Alpha	4.7		1.5	3.0	1.3	07/12/10	07/12/10

NOTE(S)

Data are incomplete without the case narrative.

MDC is determined by instrument performance only.
Bold results are greater than the MDC.

TestAmerica Denver

Client Sample ID: MW-8R (280-4797-15)

Radiochemistry

Lab Sample ID: F0F290481-015
Work Order: L3JJL
Matrix: WATER

Date Collected: 06/24/10 0630
Date Received: 06/29/10 0925

Parameter	Result	Qual	Total Uncert. (2 σ+/-)	RL	mdc	Prep Date	Analysis Date
GROSS A/B BY GFPC SW846 9310 MOD				pCi/L		Batch # 0193134	Yld %
Gross Alpha	1.7	J	1.0	3.0	1.4	07/12/10	07/12/10

NOTE(S)

Data are incomplete without the case narrative.

MDC is determined by instrument performance only.
Bold results are greater than the MDC.

J Result is greater than sample detection limit but less than stated reporting limit.

TestAmerica Denver

Client Sample ID: MW-FL1 (280-4797-16)

Radiochemistry

Lab Sample ID: F0F290481-016
Work Order: L3JJN
Matrix: WATER

Date Collected: 06/24/10 1031
Date Received: 06/29/10 0925

Parameter	Result	Qual	Total Uncert. (2 σ+/-)	RL	mdc	Prep Date	Analysis Date
GROSS A/B BY GFPC SW846 9310 MOD				pCi/L		Batch # 0193134	Yld %
Gross Alpha	7.9		2.6	3.0	2.4	07/12/10	07/12/10

NOTE(S)

Data are incomplete without the case narrative.

MDC is determined by instrument performance only.
Bold results are greater than the MDC.

TestAmerica Denver

Client Sample ID: MW-FL2R (280-4797-17)

Radiochemistry

Lab Sample ID: F0F290481-017
Work Order: L3JJP
Matrix: WATER

Date Collected: 06/24/10 1111
Date Received: 06/29/10 0925

Parameter	Result	Qual	Total Uncert. (2 σ+/-)	RL	mdc	Prep Date	Analysis Date
GROSS A/B BY GFPC SW846 9310 MOD				**pCi/L**		**Batch # 0193134**	**Yld %**
Gross Alpha	1.4	U	1.5	3.0	2.3	07/12/10	07/12/10

NOTE(S)

Data are incomplete without the case narrative.

MDC is determined by instrument performance only.
Bold results are greater than the MDC.

U Result is less than the sample detection limit.

TestAmerica Denver

Client Sample ID: MW-FL3 (280-4797-18)

Radiochemistry

Lab Sample ID: F0F290481-018
Work Order: L3JJR
Matrix: WATER

Date Collected: 06/24/10 1234
Date Received: 06/29/10 0925

Parameter	Result	Qual	Total Uncert. (2 σ+/-)	RL	mdc	Prep Date	Analysis Date
GROSS A/B BY GFPC SW846 9310 MOD				pCi/L		Batch # 0193134	Yld %
Gross Alpha	3.1		1.8	3.0	2.3	07/12/10	07/12/10

NOTE(S)

Data are incomplete without the case narrative.

MDC is determined by instrument performance only.
Bold results are greater than the MDC.

TestAmerica Denver

Client Sample ID: EQUIPMENT BLANK (280-4797-19)

Radiochemistry

Lab Sample ID: F0F290481-019
Work Order: L3JJV
Matrix: WATER

Date Collected: 06/24/10 1430
Date Received: 06/29/10 0925

Parameter	Result	Qual	Total Uncert. (2 σ+/-)	RL	mdc	Prep Date	Analysis Date
GROSS A/B BY GFPC SW846 9310 MOD				pCi/L		Batch # 0193134	Yld %
Gross Alpha	1.13	J	0.64	3.00	0.76	07/12/10	07/12/10

NOTE(S)

Data are incomplete without the case narrative.

MDC is determined by instrument performance only.
Bold results are greater than the MDC.

J Result is greater than sample detection limit but less than stated reporting limit.

TestAmerica Denver

Client Sample ID: FIELD BLANK (280-4797-20)

Radiochemistry

Lab Sample ID: F0F290481-020
Work Order: L3JJW
Matrix: WATER

Date Collected: 06/24/10 1420
Date Received: 06/29/10 0925

Parameter	Result	Qual	Total Uncert. (2 σ+/-)	RL	mdc	Prep Date	Analysis Date
GROSS A/B BY GFPC SW846 9310 MOD				**pCi/L**		**Batch # 0193134**	**Yld %**
Gross Alpha	0.31	U	0.53	3.00	0.90	07/12/10	07/12/10

NOTE(S)

Data are incomplete without the case narrative.

MDC is determined by instrument performance only.
Bold results are greater than the MDC.

U Result is less than the sample detection limit.

METHOD BLANK REPORT

Radiochemistry

Client Lot ID: F0F290481
Matrix: WATER

Parameter	Result	Qual	Total Uncert. (2 σ+/-)	RL	MDC		Prep Date	Lab Sample ID Analysis Date
GROSS A/B BY GFPC SW846 9310 MOD			pCi/L	Batch #	0193134	Yld %		F0G120000-134B
Gross Alpha	0.73	U	0.62	3.00	0.92		07/12/10	07/12/10

NOTE(S)

Data are incomplete without the case narrative.

MDC is determined using instrument performance only
Bold results are greater than the MDC.

U Result is less than the sample detection limit.

Laboratory Control Sample Report

Radiochemistry

Client Lot ID: F0F290481
Matrix: WATER

Parameter	Spike Amount	Result	Total Uncert. (2 σ+/-)	MDC	% Yld	% Rec	Lab Sample ID / QC Control Limits
GROSS A/B BY GFPC SW846 9310 MOD			pCi/L	9310 MOD			F0G120000-134C
Gross Alpha	49.4	57.8	6.3	1.2		117	(69 - 128)
	Batch #:	0193134		Analysis Date:	07/12/10		

NOTE(S)

MDC is determined by instrument performance only
Calculations are performed before rounding to avoid round-off error in calculated results

MATRIX SPIKE REPORT

Radiochemistry

Client Lot Id: F0F290481
Matrix: WATER

Date Sampled: 06/24/10
Date Received: 06/29/10

Parameter	Spike Amount	Spike Result	Total Uncert. (2σ +/-)	Spike Yld.	Sample Result	Total Uncert. (2 σ +/-)	QC Sample ID %YLD	QC Sample ID %REC	QC Control Limits
GROSS A/B BY GFPC SW846 9310 MOD			**pCi/L**		**9310 MOD**			**F0F290481-017**	
Gross Alpha	76.6	90	11		1.4	1.5		116	(35 - 150)
	Batch #:	0193134		Analysis Date:		07/12/10			

NOTE(S)

Data are incomplete without the case narrative.

Calculations are performed before rounding to avoid round-off errors in calculated results.

DUPLICATE EVALUATION REPORT

Radiochemistry

Client Lot ID: F0F290481
Matrix: WATER

Date Sampled: 06/24/10
Date Received: 06/29/10

Parameter	SAMPLE Result		Total Uncert. (2σ+/-)	% Yld	DUPLICATE Result		Total Uncert. (2 σ+/-)	% Yld	QC Sample ID Precision	
GROSS A/B BY GFPC SW846 9310 MOD				pCi/L	9310 MOD				F0F290481-017	
Gross Alpha	1.4	U	1.5		2.7	J	1.9		64	%RPD
	Batch #:		0193134 (Sample)		0193134 (Duplicate)					

NOTE(S)

Data are incomplete without the case narrative.
Calculations are performed before rounding to avoid round-off error in calculated results

J Result is greater than sample detection limit but less than stated reporting limit.
U Result is less than the sample detection lim

F0F290481

TestAmerica

THE LEADER IN ENVIRONMENTAL TESTING

TestAmerica Denver
4955 Yarrow Street
Arvada, CO 80002
Phone (303) 736-0100 Fax (303) 431-7171

Chain of Custody Record

Client Information (Sub Contract Lab)	Sampler:	Lab PM: Harrington, Danielle M	Carrier Tracking No(s):	COC No: 280-17890.1
Client Contact: Shipping/Receiving	Phone:	E-Mail: danielle.harrington@testamericainc.com		Page: Page 1 of 2
Company: TestAmerica Laboratories, Inc.				Job #: 280-4797-1
Address: 13715 Rider Trail North,	Due Date Requested: 7/7/2010			
City: Earth City	TAT Requested (days):			
State, Zip: MO, 63045				
Phone: 314-298-8566(Tel) 314-298-8757(Fax)	PO #:			
Email:	WO #:			
Project Name: FL26|Vista	Project #: 28002729			
Site: FL26 | Vista	SSOW#:			

Analysis Requested

Preservation Codes:

A - HCL	M - Hexane
B - NaOH	N - None
C - Zn Acetate	O - AsNaO2
D - Nitric Acid	P - Na2O4S
E - NaHSO4	Q - Na2SO3
F - MeOH	R - Na2S2SO3
G - Amchlor	S - H2SO4
H - Ascorbic Acid	T - TSP Dodecahydrate
I - Ice	U - Acetone
J - DI Water	V - MCAA
K - EDTA	W - ph 4-5
L - EDA	Z - other (specify)

Other:

Sample Identification - Client ID (Lab ID)	Sample Date	Sample Time	Sample Type (C=comp, G=grab)	Matrix (W=water, S=solid, O=waste/oil, BT=Tissue, A=Air)	Field Filtered Sample (Yes or No)	Perform MS/MSD (Yes or No)	SUBCONTRACT/ 9310 MOD Gross Alpha (St. Louis)	Total Number of containers	Special Instructions/Note:
			Preservation Code:						
MW-1A (280-4797-1)	6/24/10	14:03 Eastern		Water			X		LP eq.
MW-1B (280-4797-2)	6/24/10	13:28 Eastern		Water			X		
MW-2AR (280-4797-3)	6/24/10	11:50 Eastern		Water			X		
MW-2B (280-4797-4)	6/24/10	12:27 Eastern		Water			X		
MW-3A (280-4797-5)	6/24/10	11:45 Eastern		Water			X		
MW-3B (280-4797-6)	6/24/10	10:08 Eastern		Water			X		
MW-4A (280-4797-7)	6/24/10	10:14 Eastern		Water			X		
MW-4B (280-4797-8)	6/24/10	09:42 Eastern		Water			X		
MW-5A (280-4797-9)	6/24/10	09:39 Eastern		Water			X		
MW-5B (280-4797-10)	6/24/10	08:48 Eastern		Water			X		
MW-6AR (280-4797-11)	6/24/10	13:40 Eastern		Water			X		

Possible Hazard Identification
☐ *Non-Hazard* ☐ *Flammable* ☐ *Skin Irritant* ☐ *Poison B* ☐ *Unknown* ☐ *Radiological*

Sample Disposal (A fee may be assessed if samples are retained longer than 1 month)
☐ *Return To Client* ☐ *Disposal By Lab* ☐ *Archive For* _____ *Months*

Deliverable Requested: I, II, III, IV, Other (specify)

Special Instructions/QC Requirements:

Empty Kit Relinquished by:	Date:	Time:		Method of Shipment:	
Relinquished by: K Watts	Date/Time: 6-28-10 1600	Company	Received by:	Date/Time: 6.29.10 0925	Company TTS
Relinquished by:	Date/Time:	Company	Received by:	Date/Time:	Company
Relinquished by:	Date/Time:	Company	Received by:	Date/Time:	Company
Custody Seals Intact: Δ Yes Δ No	Custody Seal No.:		Cooler Temperature(s) °C and Other Remarks:		

TestAmerica Denver
4955 Yarrow Street
Arvada, CO 80002
Phone (303) 736-0100 Fax (303) 431-7171

Chain of Custody Record

TestAmerica
THE LEADER IN ENVIRONMENTAL TESTING

Client Information (Sub Contract Lab)	Sampler:	Lab PM: Harrington, Danielle M	Carrier Tracking No(s):	COC No: 280-17890.2
Client Contact: Shipping/Receiving	Phone:	E-Mail: danielle.harrington@testamericainc.com		Page: Page 2 of 2
Company: TestAmerica Laboratories, Inc.				Job #: 280-4797-1
Address: 13715 Rider Trail North,	Due Date Requested: 7/7/2010			
City: Earth City	TAT Requested (days):			
State, Zip: MO, 63045				
Phone: 314-298-8566(Tel) 314-298-8757(Fax)	PO #:			
Email:	WO #:			
Project Name: FL26|Vista	Project #: 28002729			
Site: FL26 | Vista	SSOW#:			

Analysis Requested

Preservation Codes:
A - HCL, B - NaOH, C - Zn Acetate, D - Nitric Acid, E - NaHSO4, F - MeOH, G - Amchlor, H - Ascorbic Acid, I - Ice, J - DI Water, K - EDTA, L - EDA, M - Hexane, N - None, O - AsNaO2, P - Na2O4S, Q - Na2SO3, R - Na2S2SO3, S - H2SO4, T - TSP Dodecahydrate, U - Acetone, V - MCAA, W - ph 4-5, Z - other (specify)

Other:

Sample Identification - Client ID (Lab ID)	Sample Date	Sample Time	Sample Type (C=comp, G=grab)	Matrix (W=water, S=solid, O=waste/oil, BT=Tissue, A=Air)	Field Filtered Sample (Yes or No)	Perform MS/MSD (Yes or No)	SUBCONTRACT/ 9310 MOD Gross Alpha (St. Louis)	Total Number of containers	Special Instructions/Note:
			Preservation Code						
MW-6BR (280-4797-12)	6/24/10	13:06 Eastern		Water			X		
MW-7A (280-4797-13)	6/24/10	08:24 Eastern		Water			X		
MW-7B (280-4797-14)	6/24/10	08:59 Eastern		Water			X		
MW-8R (280-4797-15)	6/24/10	06:30 Eastern		Water			X		
MW-FL1 (280-4797-16)	6/24/10	10:31 Eastern		Water			X		
MW-FL2R (280-4797-17)	6/24/10	11:11 Eastern		Water			X		
MW-FL3 (280-4797-18)	6/24/10	12:34 Eastern		Water			X		
Equipment Blank (280-4797-19)	6/24/10	14:30 Eastern		Water			X		
Field Blank (280-4797-20)	6/24/10	14:20 Eastern		Water			X		

Possible Hazard Identification
☐ *Non-Hazard* ☐ *Flammable* ☐ *Skin Irritant* ☐ *Poison B* ☐ *Unknown* ☐ *Radiological*

Sample Disposal (A fee may be assessed if samples are retained longer than 1 month)
☐ *Return To Client* ☐ *Disposal By Lab* ☐ *Archive For* _____ *Months*

Deliverable Requested: I, II, III, IV, Other (specify)

Special Instructions/QC Requirements:

Empty Kit Relinquished by:	Date:	Time:	Method of Shipment:		
Relinquished by: N. Wood	Date/Time: 6-28-10 1600	Company	Received by:	Date/Time: 6.29.10 0925	Company: TA STL
Relinquished by:	Date/Time:	Company	Received by:	Date/Time:	Company
Relinquished by:	Date/Time:	Company	Received by:	Date/Time:	Company
Custody Seals Intact: Δ Yes Δ No	Custody Seal No.:		Cooler Temperature(s) °C and Other Remarks:		

TestAmerica
THE LEADER IN ENVIRONMENTAL TESTING

Lot #(s): F0F290481

CONDITION UPON RECEIPT FORM

Client: TA Denver

Quote No: 86414

COC/RFA No: 280-17890.1

Initiated By: SW

254

Date: 6-29-10 Time: 0925

Shipping Information

Shipper: FedEx UPS DHL Courier Client Other: _____ Multiple Packages: Y N

Shipping # (s):*

1. 4434 8811 0853
2.
3.
4.
5.
6.
7.
8.
9.
10.

Sample Temperature (s):**

1. ambient
2.
3.
4.
5.
6.
7.
8.
9.
10.

*Numbered shipping lines correspond to Numbered Sample Temp lines

**Sample must be received at 4°C ± 2°C- If not, note contents below. Temperature variance does NOT affect the following: Metals-Liquid or Rad tests- Liquid or Solids

Condition (Circle "Y" for yes, "N" for no and "N/A" for not applicable):

1.	Y N	Are there custody seals present on the cooler?	8.	Y N	Are there custody seals present on bottles?
2.	Y N N/A	Do custody seals on cooler appear to be tampered with?	9.	Y N N/A	Do custody seals on bottles appear to be tampered with?
3.	Y N	Were contents of cooler frisked after opening, but before unpacking?	10.	Y N N/A	Was sample received with proper pH[1]? (If not, make note below)
4.	Y N	Sample received with Chain of Custody?	11.	Y N	Sample received in proper containers?
5.	Y N N/A	Does the Chain of Custody match sample ID's on the container(s)?	12.	Y N N/A	Headspace in VOA or TOX liquid samples? (If Yes, note sample ID's below)
6.	Y N	Was sample received broken?	13.	Y N N/A	Was Internal COC/Workshare received?
7.	Y N	Is sample volume sufficient for analysis?	14.	Y N N/A	Was pH taken by original TestAmerica lab?

[1] For DOE-AL (Pantex, LANL, Sandia) sites, pH of ALL containers received must be verified, EXCEPT VOA, TOX and soils.

Notes:

Corrective Action:

☐ Client Contact Name: _____ Informed by: _____

☐ Sample(s) processed "as is"

☐ Sample(s) on hold until: _____ If released, notify: _____

Project Management Review: Jayna Pohl Date: 7/1/10

THIS FORM MUST BE COMPLETED AT THE TIME THE ITEMS ARE BEING CHECKED IN. IF ANY ITEM IS COMPLETED BY SOMEONE OTHER THAN THE INITIATOR, THEN THAT PERSON IS REQUIRED TO APPLY THEIR INITIAL AND THE DATE NEXT TO THAT ITEM.

ADMIN-0004, REVISED 10/21/08 \\Slsvr01\QA\FORMS\ST-LOUIS\ADMIN\Admin004 rev11.doc

Chain of Custody Record

Sampler ID 6/25/10 AB JRI

Temperature on Receipt 2.6
4.3 4.2 3.1 3.1 2.2

Drinking Water? Yes ☐ No ☐

TestAmerica
THE LEADER IN ENVIRONMENTAL TESTING

TAL-4124-280 (0508)

Client	Project Manager	Date	Chain of Custody Number
WM	SHEREE GRANT	6-24-10	133617

Address	Telephone Number (Area Code)/Fax Number	Lab Number	Page 1 of 2

City	State	Zip Code	Site Contact	Lab Contact
	FL			Danielle Harrington

Project Name and Location (State)	Carrier/Waybill Number
Vista Site FL26	

Contract/Purchase Order/Quote No.: 28002729-Semiannual Groundwater Parameters Jun Dec*

Analysis (Attach list if more space is needed)

Sample I.D. No. and Description (Containers for each sample may be combined on one line)	Date	Time	Matrix: Air	Matrix: Aqueous	Matrix: Sed.	Matrix: Soil	Containers & Preservatives: Unpres.	H2SO4	HNO3	HCl	NaOH	ZnAc/NaOH	NH4	NH3	TDS/NO3(IC)/Cl	504.1	8260B	Total Metals	Total Al and Mn	Color	Gross Alpha**	Special Instructions/ Conditions of Receipt
MW-1A	6-24	1403		X			1	1	2	3			3	1	1	3	3	1	✓	✓	1	* Log per event then add tests from
MW-1B	6-24	1328		X			1	1	2	3			3	1	1	3	3	1	✓	✓	1	"Al, Color, Mn, Gross Alpha"
MW-2AR	6-24	1150		X			1	1	2	3			3	1	1	3	3	1	✓	✓	1	analysis group.
MW-2B	6-24	1227		X			1	1	2	3			3	1	1	3	3	1	✓	✓	1	
MW-3A	6-24	1145		X			1	1	2	3			3	1	1	3	3	1	✓	✓	1	** Sub to St. Louis
MW-3B	6-24	1008		X			1	1	2	3			3	1	1	3	3	1	✓	✓	1	
MW-4A	6-24	1014		X			1	1	2	3			3	1	1	3	3	1	✓	✓	1	
MW-4B	6-24	0942		X			1	1	2	3			3	1	1	3	3	1	✓	✓	1	
MW-5A	6-24	0939		X			1	1	2	3			3	1	1	3	3	1	✓	✓	1	
MW-5B	6-24	0848		X			1	1	2	3			3	1	1	3	3	1	✓	✓	1	
MW-6AR	6-24	1340		X			1	1	2	3			3	1	1	3	3	1	✓	✓	1	
MW-6BR	6-24	1306		X			1	1	2	3			3	1	1	3	3	1	✓	✓	1	

Possible Hazard Identification: ☐ Non-Hazard ☐ Flammable ☐ Skin Irritant ☐ Poison B ☐ Unknown

Sample Disposal: ☐ Return To Client ☐ Disposal By Lab ☐ Archive For _____ Months (A fee may be assessed if samples are retained longer than 1 month)

Turn Around Time Required: ☐ 24 Hours ☐ 48 Hours ☐ 7 Days ☐ 14 Days ☐ 21 Days ☐ Other_____

QC Requirements (Specify)

	Date	Time		Date	Time
1. Relinquished By [signature]	6-24-10	1800	1. Received By [signature]	6/25/10	1000
2. Relinquished By			2. Received By		
3. Relinquished By			3. Received By		

Comments

DISTRIBUTION: WHITE - Returned to Client with Report; CANARY - Stays with the Sample; PINK - Field Copy

Chain of Custody Record

TAL-4124-280 (0508)

Sampler ID _____

Temperature on Receipt _____

Drinking Water? Yes ☐ No ☐

TestAmerica

THE LEADER IN ENVIRONMENTAL TESTING

Client	Project Manager	Date	Chain of Custody Number
WM	SHEREE GRANT	6-24-10	133616
Address	Telephone Number (Area Code)/Fax Number	Lab Number	Page 2 of 2
City / State: FL / Zip Code	Site Contact	Lab Contact: Danielle Harrington	
Project Name and Location (State): Vista Site FL26	Carrier/Waybill Number		
Contract/Purchase Order/Quote No.: 28002729-Semiannual Groundwater Parameters Jan Dec*			

Sample I.D. No. and Description (Containers for each sample may be combined on one line)	Date	Time	Air	Aqueous	Sed.	Soil		Unpres.	H2SO4	HNO3	HCl	NaOH	ZnAc/NaOH	NaHSO4	NH3	TDS/NO3(CL)/Cl	SO4-1	8260B	Total metals	Total Al and Mn	Color	Gross Alpha**					Special Instructions/ Conditions of Receipt
MW-7A	6-24	0824		X				1	1	2	3			3	1	1	3	3	1	✓	✓	1					*Log per event then add tests from "Al, Color, Mn, Gross Alpha" analysis group.
MW-7B	6-24	0859		X				1	1	2	3			3	1	1	3	3	1	✓	✓	1					
MW-8R	6-24	0630		X				1	1	2	3			3	1	1	3	3	1	✓	✓	1					
MW-FL1	6-24	1031		X				1	1	2	3			3	1	1	3	3	1	✓	✓	1					
MW-FL2R	6-24	1111		X				1	1	2	3			3	1	1	3	3	1	✓	✓	1					**Sub to St. Louis
MW-FL3	6-24	1234		X				1	1	2	3			3	1	1	3	3	1	✓	✓	✓					
EB	6-24	1430		X				1	1	2	3			3	1	1	3	3	1	✓	✓	1					
FB	6-24	1420		X				1	1	2	3			3	1	1	3	3	1	✓	✓	1					
TRIP	6-24	–		X							✓							✓									

Analysis (Attach list if more space is needed)

Possible Hazard Identification: ☐ Non-Hazard ☐ Flammable ☐ Skin Irritant ☐ Poison B ☐ Unknown

Sample Disposal: ☐ Return To Client ☐ Disposal By Lab ☐ Archive For _____ Months (A fee may be assessed if samples are retained longer than 1 month)

Turn Around Time Required: ☐ 24 Hours ☐ 48 Hours ☐ 7 Days ☐ 14 Days ☐ 21 Days ☐ Other _____

QC Requirements (Specify)

	Date	Time		Date	Time
1. Relinquished By	6-24-10	1800	1. Received By	6/25/10	1000
2. Relinquished By			2. Received By		
3. Relinquished By			3. Received By		

Comments

DISTRIBUTION: WHITE - Returned to Client with Report; CANARY - Stays with the Sample; PINK - Field Copy

Form FD 9000-24

4797-1

GROUNDWATER SAMPLING LOG

SITE NAME: VISTA		SITE LOCATION: APOPKA, FL	
WELL NO: MW-01A	SAMPLE ID:		DATE: 06/24/2010

PURGING DATA

WELL DIAMETER (inches): 2	TUBING DIAMETER (inches): 3/8	WELL SCREEN INTERVAL DEPTH: 59.71 feet to 69.71 feet	STATIC DEPTH TO WATER (feet): 42.42	PURGE PUMP TYPE OR BAILER: BP
WELL ELEVATION TOC (ft NGVD): 109.47		GROUNDWATER ELEVATION (ft NGVD): 67.05		

WELL VOLUME PURGE: 1 WELL VOLUME = (TOTAL WELL DEPTH – STATIC DEPTH TO WATER) X WELL CAPACITY
(only fill out if applicable)
= (68.71 feet – 42.42 feet) X 0.163 gallons/foot = 4.29 gallons

EQUIPMENT VOLUME PURGE: 1 EQUIPMENT VOL. = PUMP VOLUME + (TUBING CAPACITY X TUBING LENGTH) + FLOW CELL VOLUME
(only fill out if applicable)
= 0.3 gallons + (0.006 gallons/foot X 69.71 feet) + 0.05 gallons = 0.77 gallons

INITIAL PUMP OR TUBING DEPTH IN WELL (feet): 64.71	FINAL PUMP OR TUBING DEPTH IN WELL (feet): 64.71	PURGING INITIATED AT: 1340	PURGING ENDED AT: 1402	TOTAL VOLUME PURGED (gallons): 4.40

TIME	VOLUME PURGED (gallons)	CUMUL. VOLUME PURGED (gallons)	PURGE RATE (gpm)	DEPTH TO WATER (feet)	pH (standard units)	TEMP. (°C)	COND. (circle units) µmhos/cm or µS/cm	DISSOLVED OXYGEN (circle units) mg/L or % saturation	TURBIDITY (NTUs)	ORP (mV)	COLOR	ODOR
1350	200	2.00	0.20	45.90	6.38	24.8	310	2.8	0.90	98.5		
1354	0.80	2.80	0.20	45.91	6.38	24.8	311	2.8	0.87	99.8		
1356	0.80	3.60	0.20	45.93	6.39	24.7	312	2.8	0.83	102		
1402	0.80	4.40	0.20	45.95	6.38	24.7	312	2.7	0.79	103	CLEAR	

WELL CAPACITY (Gallons Per Foot): 0.75" = 0.02; 1" = 0.04; 1.25" = 0.06; 2" = 0.16; 3" = 0.37; 4" = 0.65; 5" = 1.02; 6" = 1.47; 12" = 5.88
TUBING INSIDE DIA. CAPACITY (Gal./Ft.): 1/8" = 0.0006; 3/16" = 0.0014; 1/4" = 0.0026; 5/16" = 0.004; 3/8" = 0.006; 1/2" = 0.010; 5/8" = 0.016
PURGING EQUIPMENT CODES: B = Bailer; BP = Bladder Pump; ESP = Electric Submersible Pump; PP = Peristaltic Pump; O = Other (Specify)

SAMPLING DATA

SAMPLED BY (PRINT) / AFFILIATION: BEN RAMJEAN AN/PRO-TECH	SAMPLER(S) SIGNATURE(S): Ben Ramjean	SAMPLING INITIATED AT: 1403	SAMPLING ENDED AT:
PUMP OR TUBING DEPTH IN WELL (feet): 64.71	TUBING MATERIAL CODE: T	FIELD-FILTERED: Y (N) µm Filtration Equipment Type:	FILTER SIZE:
FIELD DECONTAMINATION: PUMP Y (N)	TUBING Y (N) (replaced)	DUPLICATE: Y (N)	

SAMPLE CONTAINER SPECIFICATION				SAMPLE PRESERVATION			INTENDED ANALYSIS AND/OR METHOD	SAMPLE PUMP FLOW RATE (mL per minute)	SAMPLING EQUIPMENT CODE
SAMPLE ID CODE	# CONTAINERS	MATERIAL CODE	VOLUME	PRESERVATIVE USED	TOTAL VOL ADDED IN FIELD (mL)	FINAL pH			
*	SEE	C-OC	AND	BOTTLE	ORDER	WORKSHEET			

REMARKS:

MATERIAL CODES: AG = Amber Glass; CG = Clear Glass; PE = Polyethylene; PP = Polypropylene; S = Silicone; T = Teflon; O = Other (Specify)

SAMPLING EQUIPMENT CODES: APP = After Peristaltic Pump; B = Bailer; BP = Bladder Pump; ESP = Electric Submersible Pump; RFPP = Reverse Flow Peristaltic Pump; SM = Straw Method (Tubing Gravity Drain); O = Other (Specify)

NOTES: 1. The above do not constitute all of the information required by Chapter 62-160, F.A.C.
2. STABILIZATION CRITERIA FOR RANGE OF VARIATION OF LAST THREE CONSECUTIVE READINGS (SEE FS 2212, SECTION 3)
pH: ± 0.2 units Temperature: ± 0.2 °C Specific Conductance: ± 5% Dissolved Oxygen: all readings ≤ 20% saturation (see Table FS 2200-2); optionally, ± 0.2 mg/L or ± 10% (whichever is greater) Turbidity: all readings ≤ 20 NTU; optionally ± 5 NTU or ± 10% (whichever is greater)

Revision Date: February 12, 2009

4797-2

Form FD 9000-24

GROUNDWATER SAMPLING LOG

SITE NAME: VISTA	SITE LOCATION: APOPKA, FL
WELL NO: MW-01B	SAMPLE ID:
DATE: 06/24/2010	

PURGING DATA

WELL DIAMETER (inches): 2	TUBING DIAMETER (inches): 3/8	WELL SCREEN INTERVAL DEPTH: 86.78 feet to 96.78 feet	STATIC DEPTH TO WATER (feet): 52.90	PURGE PUMP TYPE OR BAILER: BP
WELL ELEVATION TOC (ft NGVD): 109.53		GROUNDWATER ELEVATION (ft NGVD): 56.63		

WELL VOLUME PURGE: 1 WELL VOLUME = (TOTAL WELL DEPTH – STATIC DEPTH TO WATER) X WELL CAPACITY
(only fill out if applicable)
= (96.78 feet – 52.90 feet) X 0.163 gallons/foot = 7.15 gallons

EQUIPMENT VOLUME PURGE: 1 EQUIPMENT VOL. = PUMP VOLUME + (TUBING CAPACITY X TUBING LENGTH) + FLOW CELL VOLUME
(only fill out if applicable)
= 0.3 gallons + (0.006 gallons/foot X 96.78 feet) + 0.05 gallons = 0.93 gallons

INITIAL PUMP OR TUBING DEPTH IN WELL (feet): 91.78	FINAL PUMP OR TUBING DEPTH IN WELL (feet): 91.78	PURGING INITIATED AT: 1302	PURGING ENDED AT: 1327	TOTAL VOLUME PURGED (gallons): 5.25

TIME	VOLUME PURGED (gallons)	CUMUL. VOLUME PURGED (gallons)	PURGE RATE (gpm)	DEPTH TO WATER (feet)	pH (standard units)	TEMP. (°C)	COND. (circle units) µmhos/cm or µS/cm	DISSOLVED OXYGEN (circle units) mg/L or % saturation	TURBIDITY (NTUs)	ORP (mV)	COLOR	ODOR
1312	2.10	2.10	0.21	54.10	7.82	26.4	168	0.6	1.08	21.9		
1317	1.05	3.15	0.21	54.12	7.86	26.4	168	0.5	0.45	23.5		
1322	1.05	4.20	0.21	54.15	7.86	26.3	168	0.5	0.45	24.6		
1327	1.05	5.25	0.21	54.16	7.90	26.6	168	0.5	0.29	25.4	CLEAR	
	~~1.05~~	~~6.30~~ BR										

WELL CAPACITY (Gallons Per Foot): 0.75" = 0.02; 1" = 0.04; 1.25" = 0.06; 2" = 0.16; 3" = 0.37; 4" = 0.65; 5" = 1.02; 6" = 1.47; 12" = 5.88
TUBING INSIDE DIA. CAPACITY (Gal./Ft.): 1/8" = 0.0006; 3/16" = 0.0014; 1/4" = 0.0026; 5/16" = 0.004; 3/8" = 0.006; 1/2" = 0.010; 5/8" = 0.016

PURGING EQUIPMENT CODES: B = Bailer; BP = Bladder Pump; ESP = Electric Submersible Pump; PP = Peristaltic Pump; O = Other (Specify)

SAMPLING DATA

SAMPLED BY (PRINT) / AFFILIATION: BEN RAMJEAWAN/PRO-TECH	SAMPLER(S) SIGNATURE(S): Ben Ramjeawan	SAMPLING INITIATED AT: 1328	SAMPLING ENDED AT: NR
PUMP OR TUBING DEPTH IN WELL (feet): 91.78	TUBING MATERIAL CODE: T	FIELD-FILTERED: Y (N) µm Filtration Equipment Type:	FILTER SIZE:
FIELD DECONTAMINATION: PUMP Y (N)	TUBING Y (N) (replaced)	DUPLICATE: Y (N)	

SAMPLE CONTAINER SPECIFICATION				SAMPLE PRESERVATION			INTENDED ANALYSIS AND/OR METHOD	SAMPLE PUMP FLOW RATE (mL per minute)	SAMPLING EQUIPMENT CODE
SAMPLE ID CODE	# CONTAINERS	MATERIAL CODE	VOLUME	PRESERVATIVE USED	TOTAL VOL ADDED IN FIELD (mL)	FINAL pH			
*	SEE C-O-C AND BOTTLE ORDER WORKSHEET								

REMARKS:

MATERIAL CODES: AG = Amber Glass; CG = Clear Glass; PE = Polyethylene; PP = Polypropylene; S = Silicone; T = Teflon; O = Other (Specify)

SAMPLING EQUIPMENT CODES: APP = After Peristaltic Pump; B = Bailer; BP = Bladder Pump; ESP = Electric Submersible Pump; RFPP = Reverse Flow Peristaltic Pump; SM = Straw Method (Tubing Gravity Drain); O = Other (Specify)

NOTES: 1. The above do not constitute all of the information required by Chapter 62-160, F.A.C.
2. STABILIZATION CRITERIA FOR RANGE OF VARIATION OF LAST THREE CONSECUTIVE READINGS (SEE FS 2212, SECTION 3)
pH: ± 0.2 units Temperature: ± 0.2 °C Specific Conductance: ± 5% Dissolved Oxygen: all readings ≤ 20% saturation (see Table FS 2200-2); optionally, ± 0.2 mg/L or ± 10% (whichever is greater) Turbidity: all readings ≤ 20 NTU; optionally ± 5 NTU or + 10% (whichever is greater)

Form FD 9000-24

GROUNDWATER SAMPLING LOG

47973

SITE NAME: VISTA		SITE LOCATION: APOPKA, FL	
WELL NO: MW-2AR	SAMPLE ID:		DATE: 6-24-10

PURGING DATA

WELL DIAMETER (inches): 2	TUBING DIAMETER (inches): 1/4	WELL SCREEN INTERVAL DEPTH: 31.06 feet to 41.06 feet	STATIC DEPTH TO WATER (feet): 32.24	PURGE PUMP TYPE OR BAILER: BP
WELL ELEVATION TOC (ft NGVD): 87.22		GROUNDWATER ELEVATION (ft NGVD): 54.98		

WELL VOLUME PURGE: 1 WELL VOLUME = (TOTAL WELL DEPTH – STATIC DEPTH TO WATER) X WELL CAPACITY
(only fill out if applicable)
= (feet – feet) X gallons/foot = gallons

EQUIPMENT VOLUME PURGE: 1 EQUIPMENT VOL. = PUMP VOLUME + (TUBING CAPACITY X TUBING LENGTH) + FLOW CELL VOLUME
(only fill out if applicable)
= 0.2 gallons + (0.0026 gallons/foot X 41.06 feet) + 0.05 gallons = 0.36 gallons

INITIAL PUMP OR TUBING DEPTH IN WELL (feet): 36.06	FINAL PUMP OR TUBING DEPTH IN WELL (feet): 36.06	PURGING INITIATED AT: 1130	PURGING ENDED AT: 1150	TOTAL VOLUME PURGED (gallons): 2.80

TIME	VOLUME PURGED (gallons)	CUMUL. VOLUME PURGED (gallons)	PURGE RATE (gpm)	DEPTH TO WATER (feet)	pH (standard units)	TEMP. (°C)	COND. (circle units) µmhos/cm or µS/cm	DISSOLVED OXYGEN (circle units) mg/L or % saturation	TURBIDITY (NTUs)	ORP (mV)	COLOR	ODOR
1140	1.40	1.40	0.14	33.12	5.25	27.4	41	0.6	5.58	116.5		
1143	0.42	1.82	0.14	33.14	5.23	27.4	38	0.6	5.44	126.7		
1146	0.42	2.24	0.14	33.10	5.21	27.4	37	0.6	4.28	130.3		
1149	0.42	2.66	0.14	33.06	5.20	27.4	37	0.6	4.23	132.5	NONE	

WELL CAPACITY (Gallons Per Foot): 0.75" = 0.02; 1" = 0.04; 1.25" = 0.06; 2" = 0.16; 3" = 0.37; 4" = 0.65; 5" = 1.02; 6" = 1.47; 12" = 5.88
TUBING INSIDE DIA. CAPACITY (Gal./Ft.): 1/8" = 0.0006; 3/16" = 0.0014; 1/4" = 0.0026; 5/16" = 0.004; 3/8" = 0.006; 1/2" = 0.010; 5/8" = 0.016

PURGING EQUIPMENT CODES: B = Bailer; BP = Bladder Pump; ESP = Electric Submersible Pump; PP = Peristaltic Pump; O = Other (Specify)

SAMPLING DATA

SAMPLED BY (PRINT) / AFFILIATION: DAN ARMOUR / PRO-TECH	SAMPLER(S) SIGNATURE(S):	SAMPLING INITIATED AT: 1150	SAMPLING ENDED AT: NR
PUMP OR TUBING DEPTH IN WELL (feet): 36.06	TUBING MATERIAL CODE: T	FIELD-FILTERED: Y (N) µm Filtration Equipment Type:	FILTER SIZE:
FIELD DECONTAMINATION: PUMP Y (N)	TUBING Y (N) (replaced)	DUPLICATE: Y (N)	

SAMPLE CONTAINER SPECIFICATION				SAMPLE PRESERVATION			INTENDED ANALYSIS AND/OR METHOD	SAMPLE PUMP FLOW RATE (mL per minute)	SAMPLING EQUIPMENT CODE
SAMPLE ID CODE	# CONTAINERS	MATERIAL CODE	VOLUME	PRESERVATIVE USED	TOTAL VOL ADDED IN FIELD (mL)	FINAL pH			
	* SEE C-O-C AND SAMPLE BOTTLE ORDER WORKSHEET								

REMARKS:

MATERIAL CODES: AG = Amber Glass; CG = Clear Glass; PE = Polyethylene; PP = Polypropylene; S = Silicone; T = Teflon; O = Other (Specify)

SAMPLING EQUIPMENT CODES: APP = After Peristaltic Pump; B = Bailer; BP = Bladder Pump; ESP = Electric Submersible Pump; RFPP = Reverse Flow Peristaltic Pump; SM = Straw Method (Tubing Gravity Drain); O = Other (Specify)

NOTES: 1. The above do not constitute all of the information required by Chapter 62-160, F.A.C.
2. STABILIZATION CRITERIA FOR RANGE OF VARIATION OF LAST THREE CONSECUTIVE READINGS (SEE FS 2212, SECTION 3)
pH: ± 0.2 units **Temperature:** ± 0.2 °C **Specific Conductance:** ± 5% **Dissolved Oxygen:** all readings ≤ 20% saturation (see Table FS 2200-2); optionally, ± 0.2 mg/L or ± 10% (whichever is greater) **Turbidity:** all readings ≤ 20 NTU; optionally ± 5 NTU or ± 10% (whichever is greater)

Revision Date: February 12, 2009

Form FD 9000-24

GROUNDWATER SAMPLING LOG

4797-4

SITE NAME: VISTA		SITE LOCATION: APOPKA, FL	
WELL NO: MW-2B	SAMPLE ID:		DATE: 6-24-10

PURGING DATA

WELL DIAMETER (inches): 2	TUBING DIAMETER (inches): 3/8	WELL SCREEN INTERVAL DEPTH: 67.05 feet to 77.05 feet	STATIC DEPTH TO WATER (feet): 35.22	PURGE PUMP TYPE OR BAILER: BP
WELL ELEVATION TOC (ft NGVD): 88.46			GROUNDWATER ELEVATION (ft NGVD): 53.24	

WELL VOLUME PURGE: 1 WELL VOLUME = (TOTAL WELL DEPTH – STATIC DEPTH TO WATER) X WELL CAPACITY
(only fill out if applicable)
= (feet – feet) X gallons/foot = gallons

EQUIPMENT VOLUME PURGE: 1 EQUIPMENT VOL. = PUMP VOLUME + (TUBING CAPACITY X TUBING LENGTH) + FLOW CELL VOLUME
(only fill out if applicable)
= 0.3 gallons + (0.006 gallons/foot X 77.05 feet) + 0.05 gallons = 0.81 gallons

INITIAL PUMP OR TUBING DEPTH IN WELL (feet): 72.05	FINAL PUMP OR TUBING DEPTH IN WELL (feet): 72.05	PURGING INITIATED AT: 1205	PURGING ENDED AT: 1227	TOTAL VOLUME PURGED (gallons): 6.6

TIME	VOLUME PURGED (gallons)	CUMUL. VOLUME PURGED (gallons)	PURGE RATE (gpm)	DEPTH TO WATER (feet)	pH (standard units)	TEMP. (°C)	COND. (circle units) µmhos/cm or µS/cm	DISSOLVED OXYGEN (circle units) mg/L or % saturation	TURBIDITY (NTUs)	ORP (mV)	COLOR	ODOR
1217	3.6	~~4.5~~ 3.6	0.3	36.32	7.83	25.6	155	0.5	13.62	8.8		
1220	0.9	~~5~~ 4.5	0.3	36.27	7.83	25.5	156	0.5	12.49	9.9		
1223	0.9	5.4	0.3	36.25	7.85	25.5	153	0.5	13.60	12.6		
1226	0.9	6.3	0.3	36.25	7.86	25.5	152	0.5	13.89	13.8	NONE	

WELL CAPACITY (Gallons Per Foot): 0.75" = 0.02; 1" = 0.04; 1.25" = 0.06; 2" = 0.16; 3" = 0.37; 4" = 0.65; 5" = 1.02; 6" = 1.47; 12" = 5.88
TUBING INSIDE DIA. CAPACITY (Gal./Ft.): 1/8" = 0.0006; 3/16" = 0.0014; 1/4" = 0.0026; 5/16" = 0.004; 3/8" = 0.006; 1/2" = 0.010; 5/8" = 0.016

PURGING EQUIPMENT CODES: B = Bailer; BP = Bladder Pump; ESP = Electric Submersible Pump; PP = Peristaltic Pump; O = Other (Specify)

SAMPLING DATA

SAMPLED BY (PRINT) / AFFILIATION: DAN ARMOUR / PRO-TECH	SAMPLER(S) SIGNATURE(S):	SAMPLING INITIATED AT: 1227	SAMPLING ENDED AT: NR
PUMP OR TUBING DEPTH IN WELL (feet): 72.05	TUBING MATERIAL CODE: T	FIELD-FILTERED: Y (N) µm Filtration Equipment Type:	FILTER SIZE:
FIELD DECONTAMINATION: PUMP Y (N)	TUBING Y (N) (replaced)		DUPLICATE: Y (N)

SAMPLE CONTAINER SPECIFICATION				SAMPLE PRESERVATION			INTENDED ANALYSIS AND/OR METHOD	SAMPLE PUMP FLOW RATE (mL per minute)	SAMPLING EQUIPMENT CODE
SAMPLE ID CODE	# CONTAINERS	MATERIAL CODE	VOLUME	PRESERVATIVE USED	TOTAL VOL ADDED IN FIELD (mL)	FINAL pH			
	* SEE C-O-C AND SAMPLE BOTTLE ORDER WORKSHEET								

REMARKS:

MATERIAL CODES: AG = Amber Glass; CG = Clear Glass; PE = Polyethylene; PP = Polypropylene; S = Silicone; T = Teflon; O = Other (Specify)

SAMPLING EQUIPMENT CODES: APP = After Peristaltic Pump; B = Bailer; BP = Bladder Pump; ESP = Electric Submersible Pump; RFPP = Reverse Flow Peristaltic Pump; SM = Straw Method (Tubing Gravity Drain); O = Other (Specify)

NOTES: 1. The above do not constitute all of the information required by Chapter 62-160, F.A.C.
2. STABILIZATION CRITERIA FOR RANGE OF VARIATION OF LAST THREE CONSECUTIVE READINGS (SEE FS 2212, SECTION 3)
pH: ± 0.2 units **Temperature:** ± 0.2 °C **Specific Conductance:** ± 5% **Dissolved Oxygen:** all readings ≤ 20% saturation (see Table FS 2200-2); optionally, ± 0.2 mg/L or ± 10% (whichever is greater) **Turbidity:** all readings ≤ 20 NTU; optionally ± 5 NTU or ± 10% (whichever is greater)

Revision Date: February 12, 2009

Form FD 9000-24

GROUNDWATER SAMPLING LOG

4797-5

SITE NAME: VISTA		SITE LOCATION: APOPKA, FL	
WELL NO: MW-03A	SAMPLE ID:		DATE: 06/24/2010

PURGING DATA

WELL DIAMETER (inches): 2	TUBING DIAMETER (inches): 1/4	WELL SCREEN INTERVAL DEPTH: 50.2 feet to 60.2 feet	STATIC DEPTH TO WATER (feet): 39.30	PURGE PUMP TYPE OR BAILER: BP
WELL ELEVATION TOC (ft NGVD): 92.87		GROUNDWATER ELEVATION (ft NGVD): 53.57		

WELL VOLUME PURGE: 1 WELL VOLUME = (TOTAL WELL DEPTH – STATIC DEPTH TO WATER) X WELL CAPACITY
(only fill out if applicable)
= (60.20 feet – 39.30 feet) X 0.163 gallons/foot = 3.41 gallons

EQUIPMENT VOLUME PURGE: 1 EQUIPMENT VOL. = PUMP VOLUME + (TUBING CAPACITY X TUBING LENGTH) + FLOW CELL VOLUME
(only fill out if applicable)
= 0.2 gallons + (0.0026 gallons/foot X 60.2 feet) + 0.05 gallons = 0.41 gallons

INITIAL PUMP OR TUBING DEPTH IN WELL (feet): 55.2	FINAL PUMP OR TUBING DEPTH IN WELL (feet): 55.2	PURGING INITIATED AT: 11:25	PURGING ENDED AT: 1144	TOTAL VOLUME PURGED (gallons): 3.04

TIME	VOLUME PURGED (gallons)	CUMUL. VOLUME PURGED (gallons)	PURGE RATE (gpm)	DEPTH TO WATER (feet)	pH (standard units)	TEMP. (°C)	COND. (circle units) µmhos/cm or µS/cm	DISSOLVED OXYGEN (circle units) mg/L or % saturation	TURBIDITY (NTUs)	ORP (mV)	COLOR	ODOR
1135	1.60	1.60	0.16	39.54	6.08	27.5	78	1.7	7.27	221		
1138	0.48	2.08	0.16	39.54	6.07	27.4	78	1.7	4.18	222		
1141	0.48	2.56	0.16	39.54	6.09	27.5	78	1.7	2.71	224		
1144	0.48	3.04	0.16	39.54	6.07	27.5	77	1.6	2.19	225	CLEAR	

WELL CAPACITY (Gallons Per Foot): 0.75" = 0.02; 1" = 0.04; 1.25" = 0.06; 2" = 0.16; 3" = 0.37; 4" = 0.65; 5" = 1.02; 6" = 1.47; 12" = 5.88
TUBING INSIDE DIA. CAPACITY (Gal./Ft.): 1/8" = 0.0006; 3/16" = 0.0014; ~~1/4" = 0.0026~~; 5/16" = 0.004; 3/8" = 0.006; 1/2" = 0.010; 5/8" = 0.016

PURGING EQUIPMENT CODES: B = Bailer; BP = Bladder Pump; ESP = Electric Submersible Pump; PP = Peristaltic Pump; O = Other (Specify)

SAMPLING DATA

SAMPLED BY (PRINT) / AFFILIATION: BEN RAMSEAWAN/PRO-TECH	SAMPLER(S) SIGNATURE(S): Ben Ramseawan	SAMPLING INITIATED AT: 1145	SAMPLING ENDED AT: NR
PUMP OR TUBING DEPTH IN WELL (feet): 55.2	TUBING MATERIAL CODE: T	FIELD-FILTERED: Y (N) µm Filtration Equipment Type:	FILTER SIZE:
FIELD DECONTAMINATION: PUMP Y (N)	TUBING Y (N) (replaced)	DUPLICATE: Y (N)	

SAMPLE CONTAINER SPECIFICATION				SAMPLE PRESERVATION			INTENDED ANALYSIS AND/OR METHOD	SAMPLE PUMP FLOW RATE (mL per minute)	SAMPLING EQUIPMENT CODE
SAMPLE ID CODE	# CONTAINERS	MATERIAL CODE	VOLUME	PRESERVATIVE USED	TOTAL VOL ADDED IN FIELD (mL)	FINAL pH			
*	SEE C-O-C AND BOTTLE ORDER WORKSHEET								

REMARKS:

MATERIAL CODES: AG = Amber Glass; CG = Clear Glass; PE = Polyethylene; PP = Polypropylene; S = Silicone; T = Teflon; O = Other (Specify)

SAMPLING EQUIPMENT CODES: APP = After Peristaltic Pump; B = Bailer; BP = Bladder Pump; ESP = Electric Submersible Pump; RFPP = Reverse Flow Peristaltic Pump; SM = Straw Method (Tubing Gravity Drain); O = Other (Specify)

NOTES: 1. The above do not constitute all of the information required by Chapter 62-160, F.A.C.
2. STABILIZATION CRITERIA FOR RANGE OF VARIATION OF LAST THREE CONSECUTIVE READINGS (SEE FS 2212, SECTION 3)
pH: ± 0.2 units **Temperature:** ± 0.2 °C **Specific Conductance:** ± 5% **Dissolved Oxygen:** all readings ≤ 20% saturation (see Table FS 2200-2); optionally, ± 0.2 mg/L or ± 10% (whichever is greater) **Turbidity:** all readings ≤ 20 NTU; optionally ± 5 NTU or ± 10% (whichever is greater)

Revision Date: February 12, 2009

Form FD 9000-24

GROUNDWATER SAMPLING LOG

4797-6

SITE NAME: VISTA		SITE LOCATION: APOPKA, FL	
WELL NO: MW -03B	SAMPLE ID:		DATE: 06/24/2010

PURGING DATA

WELL DIAMETER (inches): 2	TUBING DIAMETER (inches): 3/8	WELL SCREEN INTERVAL DEPTH: 80.30 feet to 85.30 feet	STATIC DEPTH TO WATER (feet): 39.48	PURGE PUMP TYPE OR BAILER: BP

WELL ELEVATION TOC (ft NGVD): 93.06 GROUNDWATER ELEVATION (ft NGVD): 53.58

WELL VOLUME PURGE: 1 WELL VOLUME = (TOTAL WELL DEPTH – STATIC DEPTH TO WATER) X WELL CAPACITY
(only fill out if applicable)
= (85.30 feet – 39.48 feet) X 0.163 gallons/foot = 7.87 gallons

EQUIPMENT VOLUME PURGE: 1 EQUIPMENT VOL. = PUMP VOLUME + (TUBING CAPACITY X TUBING LENGTH) + FLOW CELL VOLUME
(only fill out if applicable)
= 0.3 gallons + (0.006 gallons/foot X 85.30 feet) + 0.05 gallons = 0.86 gallons

INITIAL PUMP OR TUBING DEPTH IN WELL (feet): 80.30	FINAL PUMP OR TUBING DEPTH IN WELL (feet): 80.30	PURGING INITIATED AT: 0948	PURGING ENDED AT: 1007	TOTAL VOLUME PURGED (gallons): 5.06

TIME	VOLUME PURGED (gallons)	CUMUL. VOLUME PURGED (gallons)	PURGE RATE (gpm)	DEPTH TO WATER (feet)	pH (standard units)	TEMP. (°C)	COND. (circle units) µmhos/cm or µS/cm	DISSOLVED OXYGEN (circle units) mg/L or % saturation	TURBIDITY (NTUs)	ORP (mV)	COLOR	ODOR
0955	2.30	2.30	0.23	43.50	7.25	24.0	160	2.1	8.02	199		
0959	0.92	3.22	0.23	43.51	7.31	24.7	163	2.1	8.04	198		
1003	0.92	4.14	0.23	43.53	7.25	25.0	164	2.0	7.98	196		
1007	0.92	5.06	0.23	45.55	7.28	25.1	165	1.9	7.88	194	CLEAR	

WELL CAPACITY (Gallons Per Foot): 0.75" = 0.02; 1" = 0.04; 1.25" = 0.06; 2" = 0.16; 3" = 0.37; 4" = 0.65; 5" = 1.02; 6" = 1.47; 12" = 5.88
TUBING INSIDE DIA. CAPACITY (Gal./Ft.): 1/8" = 0.0006; 3/16" = 0.0014; 1/4" = 0.0026; 5/16" = 0.004; 3/8" = 0.006; 1/2" = 0.010; 5/8" = 0.016

PURGING EQUIPMENT CODES: B = Bailer; BP = Bladder Pump; ESP = Electric Submersible Pump; PP = Peristaltic Pump; O = Other (Specify)

SAMPLING DATA

SAMPLED BY (PRINT) / AFFILIATION: BEN RAMKEALAN / PRO-TECH	SAMPLER(S) SIGNATURE(S): for BP	SAMPLING INITIATED AT: 1008	SAMPLING ENDED AT: NR
PUMP OR TUBING DEPTH IN WELL (feet): 80.30	TUBING MATERIAL CODE: T	FIELD-FILTERED: Y (N) µm Filtration Equipment Type:	FILTER SIZE:
FIELD DECONTAMINATION: PUMP Y (N)	TUBING Y (N) (replaced)	DUPLICATE: Y (N)	

SAMPLE CONTAINER SPECIFICATION				SAMPLE PRESERVATION			INTENDED ANALYSIS AND/OR METHOD	SAMPLE PUMP FLOW RATE (mL per minute)	SAMPLING EQUIPMENT CODE
SAMPLE ID CODE	# CONTAINERS	MATERIAL CODE	VOLUME	PRESERVATIVE USED	TOTAL VOL ADDED IN FIELD (mL)	FINAL pH			
*	SEE C-O-C AND BOTTLE ORDER WORKSHEET								

REMARKS:

MATERIAL CODES: AG = Amber Glass; CG = Clear Glass; PE = Polyethylene; PP = Polypropylene; S = Silicone; T = Teflon; O = Other (Specify)

SAMPLING EQUIPMENT CODES: APP = After Peristaltic Pump; B = Bailer; BP = Bladder Pump; ESP = Electric Submersible Pump; RFPP = Reverse Flow Peristaltic Pump; SM = Straw Method (Tubing Gravity Drain); O = Other (Specify)

NOTES: 1. The above do not constitute all of the information required by Chapter 62-160, F.A.C.
2. STABILIZATION CRITERIA FOR RANGE OF VARIATION OF LAST THREE CONSECUTIVE READINGS (SEE FS 2212, SECTION 3)
pH: ± 0.2 units **Temperature:** ± 0.2 °C **Specific Conductance:** ± 5% **Dissolved Oxygen:** all readings ≤ 20% saturation (see Table FS 2200-2); optionally, ± 0.2 mg/L or ± 10% (whichever is greater) **Turbidity:** all readings ≤ 20 NTU; optionally ± 5 NTU or ± 10% (whichever is greater)

Revision Date: February 12, 2009

Form FD 9000-24

GROUNDWATER SAMPLING LOG

4797-7

SITE NAME: VISTA		SITE LOCATION: APOPKA FL	
WELL NO: MW-4A	SAMPLE ID:		DATE: 6-24-10

PURGING DATA

WELL DIAMETER (inches): 2	TUBING DIAMETER (inches): 1/4	WELL SCREEN INTERVAL DEPTH: 36.65 feet to 46.65 feet	STATIC DEPTH TO WATER (feet): 27.48	PURGE PUMP TYPE OR BAILER: BP
WELL ELEVATION TOC (ft NGVD): 82.04	82.04	82.04	GROUNDWATER ELEVATION (ft NGVD): 54.56	

WELL VOLUME PURGE: 1 WELL VOLUME = (TOTAL WELL DEPTH – STATIC DEPTH TO WATER) X WELL CAPACITY
(only fill out if applicable)
= (feet – feet) X gallons/foot = gallons

EQUIPMENT VOLUME PURGE: 1 EQUIPMENT VOL. = PUMP VOLUME + (TUBING CAPACITY X TUBING LENGTH) + FLOW CELL VOLUME
(only fill out if applicable)
= 0.2 gallons + (0.0026 gallons/foot X 46.65 feet) + 0.05 gallons = 0.37 gallons

INITIAL PUMP OR TUBING DEPTH IN WELL (feet): 41.65	FINAL PUMP OR TUBING DEPTH IN WELL (feet): 41.65	PURGING INITIATED AT: 0954	PURGING ENDED AT: 1014	TOTAL VOLUME PURGED (gallons): 3.0

TIME	VOLUME PURGED (gallons)	CUMUL. VOLUME PURGED (gallons)	PURGE RATE (gpm)	DEPTH TO WATER (feet)	pH (standard units)	TEMP. (°C)	COND. (circle units) µmhos/cm or µS/cm	DISSOLVED OXYGEN (circle units) mg/L or % saturation	TURBIDITY (NTUs)	ORP (mV)	COLOR	ODOR
1004	1.50	1.50	0.15	28.48	5.11	26.4	69	1.2	2.53	152.5		
1007	0.45	1.95	0.15	28.44	5.10	26.5	69	1.3	3.01	153.9		
1010	0.45	2.40	0.15	28.41	5.10	26.5	69	1.3	2.70	155.3		
1013	0.45	2.85	0.15	28.40	5.10	26.5	69	1.3	3.41	156.8	NONE	

WELL CAPACITY (Gallons Per Foot): 0.75" = 0.02; 1" = 0.04; 1.25" = 0.06; 2" = 0.16; 3" = 0.37; 4" = 0.65; 5" = 1.02; 6" = 1.47; 12" = 5.88
TUBING INSIDE DIA. CAPACITY (Gal./Ft.): 1/8" = 0.0006; 3/16" = 0.0014; 1/4" = 0.0026; 5/16" = 0.004; 3/8" = 0.006; 1/2" = 0.010; 5/8" = 0.016
PURGING EQUIPMENT CODES: B = Bailer; BP = Bladder Pump; ESP = Electric Submersible Pump; PP = Peristaltic Pump; O = Other (Specify)

SAMPLING DATA

SAMPLED BY (PRINT) / AFFILIATION: DAN ARMOUR / PRO-TECH	SAMPLER(S) SIGNATURE(S):	SAMPLING INITIATED AT: 1014	SAMPLING ENDED AT: NR
PUMP OR TUBING DEPTH IN WELL (feet): 41.65	TUBING MATERIAL CODE: T	FIELD-FILTERED: Y (N) µm Filtration Equipment Type:	FILTER SIZE:
FIELD DECONTAMINATION: PUMP Y (N)	TUBING Y (N) (replaced)	DUPLICATE: Y (N)	

SAMPLE CONTAINER SPECIFICATION				SAMPLE PRESERVATION			INTENDED ANALYSIS AND/OR METHOD	SAMPLE PUMP FLOW RATE (mL per minute)	SAMPLING EQUIPMENT CODE
SAMPLE ID CODE	# CONTAINERS	MATERIAL CODE	VOLUME	PRESERVATIVE USED	TOTAL VOL ADDED IN FIELD (mL)	FINAL pH			
* SEE C-O-C AND SAMPLE BOTTLE ORDER WORKSHEET									

REMARKS:

MATERIAL CODES: AG = Amber Glass; CG = Clear Glass; PE = Polyethylene; PP = Polypropylene; S = Silicone; T = Teflon; O = Other (Specify)

SAMPLING EQUIPMENT CODES: APP = After Peristaltic Pump; B = Bailer; BP = Bladder Pump; ESP = Electric Submersible Pump; RFPP = Reverse Flow Peristaltic Pump; SM = Straw Method (Tubing Gravity Drain); O = Other (Specify)

NOTES: 1. The above do not constitute all of the information required by Chapter 62-160, F.A.C.
2. STABILIZATION CRITERIA FOR RANGE OF VARIATION OF LAST THREE CONSECUTIVE READINGS (SEE FS 2212, SECTION 3)
pH: ± 0.2 units Temperature: ± 0.2 °C Specific Conductance: ± 5% Dissolved Oxygen: all readings ≤ 20% saturation (see Table FS 2200-2); optionally, ± 0.2 mg/L or ± 10% (whichever is greater) Turbidity: all readings ≤ 20 NTU; optionally ± 5 NTU or ± 10% (whichever is greater)

Revision Date: February 12, 2009

Form FD 9000-24

GROUNDWATER SAMPLING LOG

4797-8

SITE NAME: VISTA		SITE LOCATION: APOPKA, FL	
WELL NO: MW-4B	SAMPLE ID:		DATE: 6-24-10

PURGING DATA

WELL DIAMETER (inches): 2	TUBING DIAMETER (inches): 3/8	WELL SCREEN INTERVAL DEPTH: 63.00 feet to 73.00 feet	STATIC DEPTH TO WATER (feet): 27.61	PURGE PUMP TYPE OR BAILER: BP
WELL ELEVATION TOC (ft NGVD): 83.18		GROUNDWATER ELEVATION (ft NGVD): 55.57		

WELL VOLUME PURGE: 1 WELL VOLUME = (TOTAL WELL DEPTH – STATIC DEPTH TO WATER) X WELL CAPACITY
(only fill out if applicable)
= (feet – feet) X gallons/foot = gallons

EQUIPMENT VOLUME PURGE: 1 EQUIPMENT VOL. = PUMP VOLUME + (TUBING CAPACITY X TUBING LENGTH) + FLOW CELL VOLUME
(only fill out if applicable)
= 0.3 gallons + (0.006 gallons/foot X 73.00 feet) + 0.05 gallons = 0.79 gallons

INITIAL PUMP OR TUBING DEPTH IN WELL (feet): 68.00	FINAL PUMP OR TUBING DEPTH IN WELL (feet): 68.00	PURGING INITIATED AT: 0918	PURGING ENDED AT: 0942	TOTAL VOLUME PURGED (gallons): 6.72

TIME	VOLUME PURGED (gallons)	CUMUL. VOLUME PURGED (gallons)	PURGE RATE (gpm)	DEPTH TO WATER (feet)	pH (standard units)	TEMP. (°C)	COND. (circle units) µmhos/cm or µS/cm	DISSOLVED OXYGEN (circle units) mg/L or % saturation	TURBIDITY (NTUs)	ORP (mV)	COLOR	ODOR
0929	3.08	3.08	0.28	29.76	5.45	27.0	47	0.9	11.72	138.2		
0932	0.84	3.92	0.28	29.59	5.44	27.6	47	0.9	11.83	140.0		
0935	0.84	4.76	0.28	29.64	5.43	27.1	47	0.9	10.46	141.3		
0938	0.84	5.60	0.28	29.68	5.43	27.1	47	1.0	9.82	142.5		
0941	0.84	6.44	0.28	29.65	5.43	27.1	47	0.9	10.06	143.1	NONE	

WELL CAPACITY (Gallons Per Foot): 0.75" = 0.02; 1" = 0.04; 1.25" = 0.06; 2" = 0.16; 3" = 0.37; 4" = 0.65; 5" = 1.02; 6" = 1.47; 12" = 5.88
TUBING INSIDE DIA. CAPACITY (Gal./Ft.): 1/8" = 0.0006; 3/16" = 0.0014; 1/4" = 0.0026; 5/16" = 0.004; 3/8" = 0.006; 1/2" = 0.010; 5/8" = 0.016

PURGING EQUIPMENT CODES: B = Bailer; BP = Bladder Pump; ESP = Electric Submersible Pump; PP = Peristaltic Pump; O = Other (Specify)

SAMPLING DATA

SAMPLED BY (PRINT) / AFFILIATION: DAN ARMOUR / PRO-TECH	SAMPLER(S) SIGNATURE(S):	SAMPLING INITIATED AT: 0942	SAMPLING ENDED AT: NR
PUMP OR TUBING DEPTH IN WELL (feet): 68.00	TUBING MATERIAL CODE: T	FIELD-FILTERED: Y (N) µm Filtration Equipment Type:	FILTER SIZE:
FIELD DECONTAMINATION: PUMP Y (N)	TUBING Y (N replaced)	DUPLICATE: Y (N)	

SAMPLE CONTAINER SPECIFICATION				SAMPLE PRESERVATION			INTENDED ANALYSIS AND/OR METHOD	SAMPLE PUMP FLOW RATE (mL per minute)	SAMPLING EQUIPMENT CODE
SAMPLE ID CODE	# CONTAINERS	MATERIAL CODE	VOLUME	PRESERVATIVE USED	TOTAL VOL ADDED IN FIELD (mL)	FINAL pH			
	* SEE COC AND SAMPLE BOTTLE ORDER WORKSHEET								

REMARKS:

MATERIAL CODES: AG = Amber Glass; CG = Clear Glass; PE = Polyethylene; PP = Polypropylene; S = Silicone; T = Teflon; O = Other (Specify)

SAMPLING EQUIPMENT CODES: APP = After Peristaltic Pump; B = Bailer; BP = Bladder Pump; ESP = Electric Submersible Pump; RFPP = Reverse Flow Peristaltic Pump; SM = Straw Method (Tubing Gravity Drain); O = Other (Specify)

NOTES: 1. The above do not constitute all of the information required by Chapter 62-160, F.A.C.
2. STABILIZATION CRITERIA FOR RANGE OF VARIATION OF LAST THREE CONSECUTIVE READINGS (SEE FS 2212, SECTION 3)
pH: ± 0.2 units Temperature: ± 0.2 °C Specific Conductance: ± 5% Dissolved Oxygen: all readings ≤ 20% saturation (see Table FS 2200-2); optionally, ± 0.2 mg/L or ± 10% (whichever is greater) Turbidity: all readings ≤ 20 NTU; optionally ± 5 NTU or ± 10% (whichever is greater)

Revision Date: February 12, 2009

Form FD 9000-24

GROUNDWATER SAMPLING LOG

4797-X9

SITE NAME: VISTA		SITE LOCATION: APOPKA, FL	
WELL NO: MW-05A	SAMPLE ID:		DATE: 06/24/2010

PURGING DATA

WELL DIAMETER (inches): 2	TUBING DIAMETER (inches): 1/4	WELL SCREEN INTERVAL DEPTH: 23.08 feet to 43.08 feet	STATIC DEPTH TO WATER (feet): 26.50	PURGE PUMP TYPE OR BAILER: BP
WELL ELEVATION TOC (ft NGVD): 81.86			GROUNDWATER ELEVATION (ft NGVD): 55.36	

WELL VOLUME PURGE: 1 WELL VOLUME = (TOTAL WELL DEPTH − STATIC DEPTH TO WATER) X WELL CAPACITY
(only fill out if applicable)
= (43.08 feet − 26.50 feet) X 0.163 gallons/foot = 2.70 gallons

EQUIPMENT VOLUME PURGE: 1 EQUIPMENT VOL. = PUMP VOLUME + (TUBING CAPACITY X TUBING LENGTH) + FLOW CELL VOLUME
(only fill out if applicable)
= 0.2 gallons + (0.0026 gallons/foot X 43.08 feet) + 0.05 gallons = 0.36 gallons

INITIAL PUMP OR TUBING DEPTH IN WELL (feet): 38.08	FINAL PUMP OR TUBING DEPTH IN WELL (feet): 38.08	PURGING INITIATED AT: 0920	PURGING ENDED AT: 0938		TOTAL VOLUME PURGED (gallons):

TIME	VOLUME PURGED (gallons)	CUMUL. VOLUME PURGED (gallons)	PURGE RATE (gpm)	DEPTH TO WATER (feet)	pH (standard units)	TEMP. (°C)	COND. (circle units) µmhos/cm or µS/cm	DISSOLVED OXYGEN (circle units) mg/L or % saturation	TURBIDITY (NTUs)	ORP (mV)	COLOR	ODOR
0930	1.60	1.60	0.16	29.48	5.14	26.8	65	2.2	2.68	228		
0933	0.48	2.08	0.16	29.55	5.10	26.8	64	2.2	2.55	230		
0936	0.48	2.56	0.16	29.60	5.07	26.8	64	2.2	2.47	233		
0938	0.48	3.04	0.16	29.63	5.06	26.8	64	2.2	2.39	236	CLEAR	

WELL CAPACITY (Gallons Per Foot): 0.75" = 0.02; 1" = 0.04; 1.25" = 0.06; 2" = 0.16; 3" = 0.37; 4" = 0.65; 5" = 1.02; 6" = 1.47; 12" = 5.88
TUBING INSIDE DIA. CAPACITY (Gal./FL): 1/8" = 0.0006; 3/16" = 0.0014; 1/4" = 0.0026; 5/16" = 0.004; 3/8" = 0.006; 1/2" = 0.010; 5/8" = 0.016

PURGING EQUIPMENT CODES: B = Bailer; BP = Bladder Pump; ESP = Electric Submersible Pump; PP = Peristaltic Pump; O = Other (Specify)

SAMPLING DATA

SAMPLED BY (PRINT) / AFFILIATION: BEN RAMGEAWAN / PRO-TECH	SAMPLER(S) SIGNATURE(S): Ben Ramgeawan	SAMPLING INITIATED AT: 0939	SAMPLING ENDED AT: NR
PUMP OR TUBING DEPTH IN WELL (feet): 38.08	TUBING MATERIAL CODE: T	FIELD-FILTERED: Y (N) um Filtration Equipment Type:	FILTER SIZE:
FIELD DECONTAMINATION: PUMP Y (N)	TUBING Y (N) (replaced)	DUPLICATE: Y (N)	

SAMPLE CONTAINER SPECIFICATION				SAMPLE PRESERVATION			INTENDED ANALYSIS AND/OR METHOD	SAMPLE PUMP FLOW RATE (mL per minute)	SAMPLING EQUIPMENT CODE
SAMPLE ID CODE	# CONTAINERS	MATERIAL CODE	VOLUME	PRESERVATIVE USED	TOTAL VOL ADDED IN FIELD (mL)	FINAL pH			
*	SEE C-O-C AND BOTTLE ORDER WORKSHEET.								

REMARKS:
DECON: TRIPREE RINSE WATER LEVEL RECORDER WITH DI WATER

MATERIAL CODES: AG = Amber Glass; CG = Clear Glass; PE = Polyethylene; PP = Polypropylene; S = Silicone; T = Teflon; O = Other (Specify)

SAMPLING EQUIPMENT CODES: APP = After Peristaltic Pump; B = Bailer; BP = Bladder Pump; ESP = Electric Submersible Pump; RFPP = Reverse Flow Peristaltic Pump; SM = Straw Method (Tubing Gravity Drain); O = Other (Specify)

NOTES: 1. The above do not constitute all of the information required by Chapter 62-160, F.A.C.
2. STABILIZATION CRITERIA FOR RANGE OF VARIATION OF LAST THREE CONSECUTIVE READINGS (SEE FS 2212, SECTION 3)
pH: ± 0.2 units Temperature: ± 0.2 °C Specific Conductance: ± 5% Dissolved Oxygen: all readings ≤ 20% saturation (see Table FS 2200-2); optionally, ± 0.2 mg/L or ± 10% (whichever is greater) Turbidity: all readings ≤ 20 NTU; optionally ± 5 NTU or ± 10% (whichever is greater)

Revision Date: February 12, 2009

Form FD 9000-24

GROUNDWATER SAMPLING LOG

4797-10

SITE NAME: VISTA		SITE LOCATION: APOPKA, FL	
WELL NO: MW-05B	SAMPLE ID:		DATE: 06/24/2010

PURGING DATA

WELL DIAMETER (Inches): 2	TUBING DIAMETER (inches): 3/8	WELL SCREEN INTERVAL DEPTH: 59.35 feet to 69.35 feet	STATIC DEPTH TO WATER (feet): 27.95	PURGE PUMP TYPE OR BAILER: BP
WELL ELEVATION TOC (ft NGVD): 81.27		GROUNDWATER ELEVATION (ft NGVD): 53.35		

WELL VOLUME PURGE: 1 WELL VOLUME = (TOTAL WELL DEPTH – STATIC DEPTH TO WATER) X WELL CAPACITY
(only fill out if applicable)
= (69.35 feet – 27.95 feet) X 0.163 gallons/foot = 6.75 gallons

EQUIPMENT VOLUME PURGE: 1 EQUIPMENT VOL. = PUMP VOLUME + (TUBING CAPACITY X TUBING LENGTH) + FLOW CELL VOLUME
(only fill out if applicable)
= 0.3 gallons + (0.006 gallons/foot X 69.35 feet) + 0.05 gallons = 0.78 gallons

INITIAL PUMP OR TUBING DEPTH IN WELL (feet): 64.35	FINAL PUMP OR TUBING DEPTH IN WELL (feet): 64.35	PURGING INITIATED AT: 0825	PURGING ENDED AT: 0847	TOTAL VOLUME PURGED (gallons): 4.62

TIME	VOLUME PURGED (gallons)	CUMUL. VOLUME PURGED (gallons)	PURGE RATE (gpm)	DEPTH TO WATER (feet)	pH (standard units)	TEMP. (°C)	COND. (circle units) µmhos/cm or µS/cm	DISSOLVED OXYGEN (circle units) mg/L or % saturation	TURBIDITY (NTUs)	ORP (mV)	COLOR	ODOR
0835	2.10	2.10	0.21	28.95	7.89	25.3	216	0.1	15.7	179		
0839	0.84	2.94	0.21	28.95	7.88	25.4	217	0.1	14.8	175		
0843	0.84	3.78	0.21	28.96	7.86	25.4	217	0.0	13.9	172		
0847	0.84	4.62	0.21	28.96	7.85	25.4	217	0.0	13.6	170	CLEAR	

WELL CAPACITY (Gallons Per Foot): 0.75" = 0.02; 1" = 0.04; 1.25" = 0.06; 2" = 0.16; 3" = 0.37; 4" = 0.65; 5" = 1.02; 6" = 1.47; 12" = 5.88
TUBING INSIDE DIA. CAPACITY (Gal./Ft.): 1/8" = 0.0006; 3/16" = 0.0014; 1/4" = 0.0026; 5/16" = 0.004; 3/8" = 0.006; 1/2" = 0.010; 5/8" = 0.016
PURGING EQUIPMENT CODES: B = Bailer; BP = Bladder Pump; ESP = Electric Submersible Pump; PP = Peristaltic Pump; O = Other (Specify)

SAMPLING DATA

SAMPLED BY (PRINT) / AFFILIATION: BEN RAMSEAUR / PRO-TECH	SAMPLER(S) SIGNATURE(S): Ben Ramseaur	SAMPLING INITIATED AT: 0848	SAMPLING ENDED AT: NR
PUMP OR TUBING DEPTH IN WELL (feet): 64.35	TUBING MATERIAL CODE: T	FIELD-FILTERED: Y (N) µm Filtration Equipment Type:	FILTER SIZE:
FIELD DECONTAMINATION: PUMP Y (N)	TUBING Y (N) (replaced)	DUPLICATE: Y (N)	

SAMPLE CONTAINER SPECIFICATION				SAMPLE PRESERVATION			INTENDED ANALYSIS AND/OR METHOD	SAMPLE PUMP FLOW RATE (mL per minute)	SAMPLING EQUIPMENT CODE
SAMPLE ID CODE	# CONTAINERS	MATERIAL CODE	VOLUME	PRESERVATIVE USED	TOTAL VOL ADDED IN FIELD (mL)	FINAL pH			
*	SEE C-O-C AND BOTTLE ORDER WORKSHEET								

REMARKS:
DECON: TRIPPE RINSE WATER LEVEL RECORDER WITH DI WATER

MATERIAL CODES: AG = Amber Glass; CG = Clear Glass; PE = Polyethylene; PP = Polypropylene; S = Silicone; T = Teflon; O = Other (Specify)

SAMPLING EQUIPMENT CODES: APP = After Peristaltic Pump; B = Bailer; BP = Bladder Pump; ESP = Electric Submersible Pump; RFPP = Reverse Flow Peristaltic Pump; SM = Straw Method (Tubing Gravity Drain); O = Other (Specify)

NOTES: 1. The above do not constitute all of the information required by Chapter 62-160, F.A.C.
2. STABILIZATION CRITERIA FOR RANGE OF VARIATION OF LAST THREE CONSECUTIVE READINGS (SEE FS 2212, SECTION 3)
pH: ± 0.2 units Temperature: ± 0.2 °C Specific Conductance: ± 5%. Dissolved Oxygen: all readings ≤ 20% saturation (see Table FS 2200-2); optionally, ± 0.2 mg/L or ± 10% (whichever is greater) Turbidity: all readings ≤ 20 NTU; optionally ± 5 NTU or ± 10% (whichever is greater)

Revision Date: February 12, 2009

Form FD 9000-24

GROUNDWATER SAMPLING LOG

4797-11

SITE NAME: VISTA		SITE LOCATION: APOPKA FL	
WELL NO: MW-6AR	SAMPLE ID:		DATE: 6-24-10

PURGING DATA

WELL DIAMETER (inches): 2	TUBING DIAMETER (inches): 1/4	WELL SCREEN INTERVAL DEPTH: 52.35 feet to 72.35 feet	STATIC DEPTH TO WATER (feet): 50.13	PURGE PUMP TYPE OR BAILER: BP
WELL ELEVATION TOC (ft NGVD): 104.11		GROUNDWATER ELEVATION (ft NGVD): 53.98		

WELL VOLUME PURGE: 1 WELL VOLUME = (TOTAL WELL DEPTH – STATIC DEPTH TO WATER) X WELL CAPACITY
(only fill out if applicable)
= (feet – feet) X gallons/foot = gallons

EQUIPMENT VOLUME PURGE: 1 EQUIPMENT VOL. = PUMP VOLUME + (TUBING CAPACITY X TUBING LENGTH) + FLOW CELL VOLUME
(only fill out if applicable)
= 0.2 gallons + (0.0026 gallons/foot X 72.35 feet) + 0.05 gallons = 0.44 gallons

INITIAL PUMP OR TUBING DEPTH IN WELL (feet): 67.35	FINAL PUMP OR TUBING DEPTH IN WELL (feet): 67.35	PURGING INITIATED AT: 1320	PURGING ENDED AT: 1340		TOTAL VOLUME PURGED (gallons): 3.2

TIME	VOLUME PURGED (gallons)	CUMUL. VOLUME PURGED (gallons)	PURGE RATE (gpm)	DEPTH TO WATER (feet)	pH (standard units)	TEMP. (°C)	COND. (circle units) µmhos/cm or µS/cm	DISSOLVED OXYGEN (circle units) mg/L or % saturation	TURBIDITY (NTUs)	ORP (mV)	COLOR	ODOR
1330	1.60	1.60	0.16	50.14	5.65	27.3	187	0.7	1.83	101.0		
1333	0.48	2.08	0.16	50.13	5.61	27.3	187	0.7	1.72	103.1		
1336	0.48	2.56	0.16	50.13	5.64	27.3	187	0.7	1.51	105.0		
1339	0.48	3.04	0.16	50.15	5.64	27.3	188	0.7	1.88	106.7	NONE	

WELL CAPACITY (Gallons Per Foot): 0.75" = 0.02; 1" = 0.04; 1.25" = 0.06; 2" = 0.16; 3" = 0.37; 4" = 0.65; 5" = 1.02; 6" = 1.47; 12" = 5.88
TUBING INSIDE DIA. CAPACITY (Gal./Ft.): 1/8" = 0.0006; 3/16" = 0.0014; 1/4" = 0.0026; 5/16" = 0.004; 3/8" = 0.006; 1/2" = 0.010; 5/8" = 0.016

PURGING EQUIPMENT CODES: B = Bailer; BP = Bladder Pump; ESP = Electric Submersible Pump; PP = Peristaltic Pump; O = Other (Specify)

SAMPLING DATA

SAMPLED BY (PRINT) / AFFILIATION: DAN ARMOUR / PRO-TECH	SAMPLER(S) SIGNATURE(S):	SAMPLING INITIATED AT: 1340	SAMPLING ENDED AT: NR
PUMP OR TUBING DEPTH IN WELL (feet): 67.35	TUBING MATERIAL CODE: T	FIELD-FILTERED: Y (N) µm Filtration Equipment Type:	FILTER SIZE:
FIELD DECONTAMINATION: PUMP Y (N)	TUBING Y (N replaced)	DUPLICATE: Y (N)	

SAMPLE CONTAINER SPECIFICATION				SAMPLE PRESERVATION			INTENDED ANALYSIS AND/OR METHOD	SAMPLE PUMP FLOW RATE (mL per minute)	SAMPLING EQUIPMENT CODE
SAMPLE ID CODE	# CONTAINERS	MATERIAL CODE	VOLUME	PRESERVATIVE USED	TOTAL VOL ADDED IN FIELD (mL)	FINAL pH			
	* SEE COC AND SAMPLE BOTTLE ORDER WORKSHEET								

REMARKS:

MATERIAL CODES: AG = Amber Glass; CG = Clear Glass; PE = Polyethylene; PP = Polypropylene; S = Silicone; T = Teflon; O = Other (Specify)

SAMPLING EQUIPMENT CODES: APP = After Peristaltic Pump; B = Bailer; BP = Bladder Pump; ESP = Electric Submersible Pump; RFPP = Reverse Flow Peristaltic Pump; SM = Straw Method (Tubing Gravity Drain); O = Other (Specify)

NOTES: 1. The above do not constitute all of the information required by Chapter 62-160, F.A.C.
2. STABILIZATION CRITERIA FOR RANGE OF VARIATION OF LAST THREE CONSECUTIVE READINGS (SEE FS 2212, SECTION 3)
pH: ± 0.2 units **Temperature:** ± 0.2 °C **Specific Conductance:** ± 5% **Dissolved Oxygen:** all readings ≤ 20% saturation (see Table FS 2200-2); optionally, ± 0.2 mg/L or ± 10% (whichever is greater) **Turbidity:** all readings ≤ 20 NTU; optionally ± 5 NTU or ± 10% (whichever is greater)

Revision Date: February 12, 2009

Form FD 9000-24

GROUNDWATER SAMPLING LOG

4797-12

SITE NAME: VISTA		SITE LOCATION: APOPKA, FL
WELL NO: MW-6BR	SAMPLE ID:	DATE: 6-24-10

PURGING DATA

WELL DIAMETER (inches): 2	TUBING DIAMETER (inches): 3/8	WELL SCREEN INTERVAL DEPTH: 82.48 feet to 92.48 feet	STATIC DEPTH TO WATER (feet): 50.05	PURGE PUMP TYPE OR BAILER: BP

WELL ELEVATION TOC (ft NGVD): 103.99 GROUNDWATER ELEVATION (ft NGVD): 53.94

WELL VOLUME PURGE: 1 WELL VOLUME = (TOTAL WELL DEPTH – STATIC DEPTH TO WATER) X WELL CAPACITY
(only fill out if applicable)
= (feet – feet) X gallons/foot = gallons

EQUIPMENT VOLUME PURGE: 1 EQUIPMENT VOL. = PUMP VOLUME + (TUBING CAPACITY X TUBING LENGTH) + FLOW CELL VOLUME
(only fill out if applicable)
= 0.3 gallons + (0.06 gallons/foot X 92.48 feet) + 0.05 gallons = 0.9 gallons

INITIAL PUMP OR TUBING DEPTH IN WELL (feet): 87.48	FINAL PUMP OR TUBING DEPTH IN WELL (feet): 87.48	PURGING INITIATED AT: 1245	PURGING ENDED AT: 1307	TOTAL VOLUME PURGED (gallons):

TIME	VOLUME PURGED (gallons)	CUMUL. VOLUME PURGED (gallons)	PURGE RATE (gpm)	DEPTH TO WATER (feet)	pH (standard units)	TEMP. (°C)	COND. (circle units) µmhos/cm or µS/cm	DISSOLVED OXYGEN (circle units) mg/L or % saturation	TURBIDITY (NTUs)	ORP (mV)	COLOR	ODOR
1257	3.84	3.84	0.32	50.31	7.70	27.0	270	0.4	5.90	27.8		
1300	0.96	4.80	0.32	50.25	7.71	27.0	270	0.4	4.79	28.9		
1303	0.96	5.76	0.32	50.22	7.71	27.0	270	0.4	4.70	30.8		
1306	0.96	6.72	0.32	50.20	7.71	27.0	270	0.4	4.26	31.8	NONE	

WELL CAPACITY (Gallons Per Foot): 0.75" = 0.02; 1" = 0.04; 1.25" = 0.06; 2" = 0.16; 3" = 0.37; 4" = 0.65; 5" = 1.02; 6" = 1.47; 12" = 5.88
TUBING INSIDE DIA. CAPACITY (Gal./Ft.): 1/8" = 0.0006; 3/16" = 0.0014; 1/4" = 0.0026; 5/16" = 0.004; 3/8" = 0.006; 1/2" = 0.010; 5/8" = 0.016

PURGING EQUIPMENT CODES: B = Bailer; BP = Bladder Pump; ESP = Electric Submersible Pump; PP = Peristaltic Pump; O = Other (Specify)

SAMPLING DATA

SAMPLED BY (PRINT) / AFFILIATION: DAN ARMOUR / PRO-TECH	SAMPLER(S) SIGNATURE(S):	SAMPLING INITIATED AT: 1307	SAMPLING ENDED AT: NR
PUMP OR TUBING DEPTH IN WELL (feet): 87.48	TUBING MATERIAL CODE: T	FIELD-FILTERED: Y (N) µm Filtration Equipment Type:	FILTER SIZE:
FIELD DECONTAMINATION: PUMP Y (N)	TUBING Y (N) (replaced)	DUPLICATE: Y (N)	

SAMPLE CONTAINER SPECIFICATION				SAMPLE PRESERVATION			INTENDED ANALYSIS AND/OR METHOD	SAMPLE PUMP FLOW RATE (mL per minute)	SAMPLING EQUIPMENT CODE
SAMPLE ID CODE	# CONTAINERS	MATERIAL CODE	VOLUME	PRESERVATIVE USED	TOTAL VOL ADDED IN FIELD (mL)	FINAL pH			
	* SEE C-O-C AND SAMPLE BOTTLE ORDER WORKSHEET								

REMARKS:

MATERIAL CODES: AG = Amber Glass; CG = Clear Glass; PE = Polyethylene; PP = Polypropylene; S = Silicone; T = Teflon; O = Other (Specify)

SAMPLING EQUIPMENT CODES: APP = After Peristaltic Pump; B = Bailer; BP = Bladder Pump; ESP = Electric Submersible Pump; RFPP = Reverse Flow Peristaltic Pump; SM = Straw Method (Tubing Gravity Drain); O = Other (Specify)

NOTES: 1. The above do not constitute all of the information required by Chapter 62-160, F.A.C.
2. STABILIZATION CRITERIA FOR RANGE OF VARIATION OF LAST THREE CONSECUTIVE READINGS (SEE FS 2212, SECTION 3)
pH: ± 0.2 units **Temperature:** ± 0.2 °C **Specific Conductance:** ± 5% **Dissolved Oxygen:** all readings ≤ 20% saturation (see Table FS 2200-2); optionally, ± 0.2 mg/L or ± 10% (whichever is greater) **Turbidity:** all readings ≤ 20 NTU; optionally ± 5 NTU or ± 10% (whichever is greater)

Revision Date: February 12, 2009

Form FD 9000-24

GROUNDWATER SAMPLING LOG

4797-13

SITE NAME: VISTA		SITE LOCATION: APOPKA FL	
WELL NO: MW-7A	SAMPLE ID:		DATE: 6-24-10

PURGING DATA

WELL DIAMETER (inches): 2 ~~4~~	TUBING DIAMETER (inches): 1/4	WELL SCREEN INTERVAL DEPTH: 51.03 feet to 71.03 feet	STATIC DEPTH TO WATER (feet): 41.96	PURGE PUMP TYPE OR BAILER: BP
WELL ELEVATION TOC (ft NGVD): 109.26		GROUNDWATER ELEVATION (ft NGVD): 67.30		

WELL VOLUME PURGE: 1 WELL VOLUME = (TOTAL WELL DEPTH – STATIC DEPTH TO WATER) X WELL CAPACITY
(only fill out if applicable)
= (feet – feet) X gallons/foot = gallons

EQUIPMENT VOLUME PURGE: 1 EQUIPMENT VOL. = PUMP VOLUME + (TUBING CAPACITY X TUBING LENGTH) + FLOW CELL VOLUME
(only fill out if applicable)
= 0.2 gallons + (0.0026 gallons/foot X 71.03 feet) + 0.05 gallons = 0.43 gallons

INITIAL PUMP OR TUBING DEPTH IN WELL (feet): 66.03	FINAL PUMP OR TUBING DEPTH IN WELL (feet): 66.03	PURGING INITIATED AT: 0803	PURGING ENDED AT: 0824	TOTAL VOLUME PURGED (gallons): 3.70

TIME	VOLUME PURGED (gallons)	CUMUL. VOLUME PURGED (gallons)	PURGE RATE (gpm)	DEPTH TO WATER (feet)	pH (standard units)	TEMP. (°C)	COND. (circle units) µmhos/cm or µS/cm	DISSOLVED OXYGEN (circle units) mg/L or % saturation	TURBIDITY (NTUs)	ORP (mV)	COLOR	ODOR
0814	1.98	1.98	0.18	44.27	7.53	24.3	288	0.8	0.22	98.6		
0817	0.54	2.52	0.18	44.21	7.53	24.4	288	0.8	0.20	96.9		
0820	0.54	3.06	0.18	44.24	7.53	24.4	288	0.8	0.75	96.7		
0823	0.54	3.60	0.18	44.21	7.54	24.3	288	0.8	0.89	96.5		

WELL CAPACITY (Gallons Per Foot): 0.75" = 0.02; 1" = 0.04; 1.25" = 0.06; 2" = 0.16; 3" = 0.37; 4" = 0.65; 5" = 1.02; 6" = 1.47; 12" = 5.88
TUBING INSIDE DIA. CAPACITY (Gal./Ft.): 1/8" = 0.0006; 3/16" = 0.0014; 1/4" = 0.0026; 5/16" = 0.004; 3/8" = 0.006; 1/2" = 0.010; 5/8" = 0.016
PURGING EQUIPMENT CODES: B = Bailer; BP = Bladder Pump; ESP = Electric Submersible Pump; PP = Peristaltic Pump; O = Other (Specify)

SAMPLING DATA

SAMPLED BY (PRINT) / AFFILIATION: DAN ARMOUR / PRO-TECH	SAMPLER(S) SIGNATURE(S):	SAMPLING INITIATED AT: 0824	SAMPLING ENDED AT: NR
PUMP OR TUBING DEPTH IN WELL (feet): 66.03	TUBING MATERIAL CODE: T	FIELD-FILTERED: Y (N) µm Filtration Equipment Type:	FILTER SIZE:
FIELD DECONTAMINATION: PUMP Y (N)	TUBING Y (N) (replaced)	DUPLICATE: Y (N)	

SAMPLE CONTAINER SPECIFICATION				SAMPLE PRESERVATION			INTENDED ANALYSIS AND/OR METHOD	SAMPLE PUMP FLOW RATE (mL per minute)	SAMPLING EQUIPMENT CODE
SAMPLE ID CODE	# CONTAINERS	MATERIAL CODE	VOLUME	PRESERVATIVE USED	TOTAL VOL ADDED IN FIELD (mL)	FINAL pH			
* SEE C-O-C AND SAMPLE BOTTLE ORDER WORKSHEET									

REMARKS:

MATERIAL CODES: (Specify) AG = Amber Glass; CG = Clear Glass; PE = Polyethylene; PP = Polypropylene; S = Silicone; T = Teflon; O = Other

SAMPLING EQUIPMENT CODES: APP = After Peristaltic Pump; B = Bailer; BP = Bladder Pump; ESP = Electric Submersible Pump; RFPP = Reverse Flow Peristaltic Pump; SM = Straw Method (Tubing Gravity Drain); O = Other (Specify)

NOTES: 1. The above do not constitute all of the information required by Chapter 62-160, F.A.C.
2. STABILIZATION CRITERIA FOR RANGE OF VARIATION OF LAST THREE CONSECUTIVE READINGS (SEE FS 2212, SECTION 3)
pH: ± 0.2 units **Temperature:** ± 0.2 °C **Specific Conductance:** ± 5% **Dissolved Oxygen:** all readings ≤ 20% saturation (see Table FS 2200-2); optionally, ± 0.2 mg/L or ± 10% (whichever is greater) **Turbidity:** all readings ≤ 20 NTU; optionally ± 5 NTU or ± 10% (whichever is greater)

Revision Date: February 12, 2009

Form FD 9000-24

GROUNDWATER SAMPLING LOG

4797-14

SITE NAME: VISTA		SITE LOCATION: APOPKA, FL	
WELL NO: MW-7B	SAMPLE ID:		DATE: 6-24-10

PURGING DATA

WELL DIAMETER (inches): 2	TUBING DIAMETER (inches): 1/4	WELL SCREEN INTERVAL DEPTH: 81.70 feet to 91.70 feet	STATIC DEPTH TO WATER (feet): 54.02	PURGE PUMP TYPE OR BAILER: BP

WELL ELEVATION TOC (ft NGVD): 109.13 GROUNDWATER ELEVATION (ft NGVD): 55.11

WELL VOLUME PURGE: 1 WELL VOLUME = (TOTAL WELL DEPTH – STATIC DEPTH TO WATER) X WELL CAPACITY
(only fill out if applicable)
= (feet – feet) X gallons/foot = gallons

EQUIPMENT VOLUME PURGE: 1 EQUIPMENT VOL. = PUMP VOLUME + (TUBING CAPACITY X TUBING LENGTH) + FLOW CELL VOLUME
(only fill out if applicable)
= 0.2 gallons + (0.0026 gallons/foot X 91.70 feet) + 0.05 gallons = 0.49 gallons

INITIAL PUMP OR TUBING DEPTH IN WELL (feet): 86.70	FINAL PUMP OR TUBING DEPTH IN WELL (feet): 86.70	PURGING INITIATED AT: 0834	PURGING ENDED AT: 0859	TOTAL VOLUME PURGED (gallons): 5.0

TIME	VOLUME PURGED (gallons)	CUMUL. VOLUME PURGED (gallons)	PURGE RATE (gpm)	DEPTH TO WATER (feet)	pH (standard units)	TEMP. (°C)	COND. (circle units) µmhos/cm or µS/cm	DISSOLVED OXYGEN (circle units) mg/L or % saturation	TURBIDITY (NTUs)	ORP (mV)	COLOR	ODOR
0846	2.40	2.40	0.2	54.28	7.19	24.8	158	0.7	7.99	23.7		
0849	0.60	3.00	0.2	54.25	7.22	24.8	158	0.8	7.74	16.9		
0852	0.60	3.60	0.2	54.21	7.24	24.8	158	0.7	7.53	14.3		
0855	0.60	4.20	0.2	54.25	7.25	24.8	158	0.7	7.42	13.6		
0858	0.60	4.80	0.2	54.21	7.28	24.8	158	0.7	7.49	12.2	NONE	

WELL CAPACITY (Gallons Per Foot): 0.75" = 0.02; 1" = 0.04; 1.25" = 0.06; 2" = 0.16; 3" = 0.37; 4" = 0.65; 5" = 1.02; 6" = 1.47; 12" = 5.88
TUBING INSIDE DIA. CAPACITY (Gal./Ft.): 1/8" = 0.0006; 3/16" = 0.0014; 1/4" = 0.0026; 5/16" = 0.004; 3/8" = 0.006; 1/2" = 0.010; 5/8" = 0.016
PURGING EQUIPMENT CODES: B = Bailer; BP = Bladder Pump; ESP = Electric Submersible Pump; PP = Peristaltic Pump; O = Other (Specify)

SAMPLING DATA

SAMPLED BY (PRINT) / AFFILIATION: DAN ARMOUR / PRO-TECH	SAMPLER(S) SIGNATURE(S):	SAMPLING INITIATED AT: 0859	SAMPLING ENDED AT: NA
PUMP OR TUBING DEPTH IN WELL (feet): 86.70	TUBING MATERIAL CODE: T	FIELD-FILTERED: Y (N) µm Filtration Equipment Type:	FILTER SIZE:

FIELD DECONTAMINATION: PUMP Y (N) TUBING Y (N) (replaced) DUPLICATE: Y (N)

SAMPLE CONTAINER SPECIFICATION				SAMPLE PRESERVATION			INTENDED ANALYSIS AND/OR METHOD	SAMPLE PUMP FLOW RATE (mL per minute)	SAMPLING EQUIPMENT CODE
SAMPLE ID CODE	# CONTAINERS	MATERIAL CODE	VOLUME	PRESERVATIVE USED	TOTAL VOL ADDED IN FIELD (mL)	FINAL pH			
	*	SEE	C-O-C	AND	SAMPLE	BOTTLE	ORDER	WORKSHEET	

REMARKS:

MATERIAL CODES: (Specify) AG = Amber Glass; CG = Clear Glass; PE = Polyethylene; PP = Polypropylene; S = Silicone; T = Teflon; O = Other

SAMPLING EQUIPMENT CODES: APP = After Peristaltic Pump; B = Bailer; BP = Bladder Pump; ESP = Electric Submersible Pump; RFPP = Reverse Flow Peristaltic Pump; SM = Straw Method (Tubing Gravity Drain); O = Other (Specify)

NOTES: 1. The above do not constitute all of the information required by Chapter 62-160, F.A.C.
2. STABILIZATION CRITERIA FOR RANGE OF VARIATION OF LAST THREE CONSECUTIVE READINGS (SEE FS 2212, SECTION 3)
pH: ± 0.2 units **Temperature:** ± 0.2 °C **Specific Conductance:** ± 5% **Dissolved Oxygen:** all readings ≤ 20% saturation (see Table FS 2200-2); optionally, ± 0.2 mg/L or ± 10% (whichever is greater) **Turbidity:** all readings ≤ 20 NTU; optionally ± 5 NTU or ± 10% (whichever is greater)

Revision Date: February 12, 2009

Form FD 9000-24

GROUNDWATER SAMPLING LOG

4797-15

SITE NAME: VISTA		SITE LOCATION: APOPKA, FL	
WELL NO: MW-8R	SAMPLE ID:		DATE: 6-24-10

PURGING DATA

WELL DIAMETER (Inches): 2	TUBING DIAMETER (Inches): 1/4	WELL SCREEN INTERVAL DEPTH: 61.0 feet to 71.0 feet	STATIC DEPTH TO WATER (feet): 43.48	PURGE PUMP TYPE OR BAILER: ESP
WELL ELEVATION TOC (ft NGVD): 99.60		GROUNDWATER ELEVATION (ft NGVD): 56.12		

WELL VOLUME PURGE: 1 WELL VOLUME = (TOTAL WELL DEPTH – STATIC DEPTH TO WATER) X WELL CAPACITY
(only fill out if applicable)
= (feet – feet) X gallons/foot = gallons

EQUIPMENT VOLUME PURGE: 1 EQUIPMENT VOL. = PUMP VOLUME + (TUBING CAPACITY X TUBING LENGTH) + FLOW CELL VOLUME
(only fill out if applicable)
= 0.2 gallons + (0.0026 gallons/foot X 71.00 feet) + 0.05 gallons = 0.43 gallons

INITIAL PUMP OR TUBING DEPTH IN WELL (feet): 66.00	FINAL PUMP OR TUBING DEPTH IN WELL (feet): 66.00	PURGING INITIATED AT: 0610	PURGING ENDED AT: 0630	TOTAL VOLUME PURGED (gallons): 3.6

TIME	VOLUME PURGED (gallons)	CUMUL. VOLUME PURGED (gallons)	PURGE RATE (gpm)	DEPTH TO WATER (feet)	pH (standard units)	TEMP. (°C)	COND. (circle units) µmhos/cm or µS/cm	DISSOLVED OXYGEN (circle units) mg/L or % saturation	TURBIDITY (NTUs)	ORP (mV)	COLOR	ODOR
0623	2.34	2.34	0.18	44.52	7.28	24.0	181	3.8	3.25	244		
0626	0.54	2.88	0.18	44.50	7.25	24.0	189	3.8	4.11	245		
0629	0.54	3.42	0.18	44.50	7.24	24.0	186	3.8	3.46	246	NONE	

WELL CAPACITY (Gallons Per Foot): 0.75" = 0.02; 1" = 0.04; 1.25" = 0.06; 2" = 0.16; 3" = 0.37; 4" = 0.65; 5" = 1.02; 6" = 1.47; 12" = 5.88
TUBING INSIDE DIA. CAPACITY (Gal./Ft.): 1/8" = 0.0006; 3/16" = 0.0014; 1/4" = 0.0026; 5/16" = 0.004; 3/8" = 0.006; 1/2" = 0.010; 5/8" = 0.016

PURGING EQUIPMENT CODES: B = Bailer; BP = Bladder Pump; ESP = Electric Submersible Pump; PP = Peristaltic Pump; O = Other (Specify)

SAMPLING DATA

SAMPLED BY (PRINT) / AFFILIATION: DAN ARMOUR / PRO-TECH	SAMPLER(S) SIGNATURE(S):	SAMPLING INITIATED AT: 0630	SAMPLING ENDED AT: NA
PUMP OR TUBING DEPTH IN WELL (feet): 66.00	TUBING MATERIAL CODE: PE	FIELD-FILTERED: Y (N) µm Filtration Equipment Type:	FILTER SIZE:
FIELD DECONTAMINATION: PUMP (Y) N	TUBING Y (N) (replaced)	DUPLICATE: Y (N)	

SAMPLE CONTAINER SPECIFICATION				SAMPLE PRESERVATION			INTENDED ANALYSIS AND/OR METHOD	SAMPLE PUMP FLOW RATE (mL per minute)	SAMPLING EQUIPMENT CODE
SAMPLE ID CODE	# CONTAINERS	MATERIAL CODE	VOLUME	PRESERVATIVE USED	TOTAL VOL ADDED IN FIELD (mL)	FINAL pH			
	* SEE SAMPLE C-O-C AND SAMPLE BOTTLE ORDER WORKSHEET								

REMARKS:

MATERIAL CODES: AG = Amber Glass; CG = Clear Glass; PE = Polyethylene; PP = Polypropylene; S = Silicone; T = Teflon; O = Other (Specify)

SAMPLING EQUIPMENT CODES: APP = After Peristaltic Pump; B = Bailer; BP = Bladder Pump; ESP = Electric Submersible Pump; RFPP = Reverse Flow Peristaltic Pump; SM = Straw Method (Tubing Gravity Drain); O = Other (Specify)

NOTES: 1. The above do not constitute all of the information required by Chapter 62-160, F.A.C.
2. STABILIZATION CRITERIA FOR RANGE OF VARIATION OF LAST THREE CONSECUTIVE READINGS (SEE FS 2212, SECTION 3)
pH: ± 0.2 units **Temperature:** ± 0.2 °C **Specific Conductance:** ± 5% **Dissolved Oxygen:** all readings ≤ 20% saturation (see Table FS 2200-2); optionally, ± 0.2 mg/L or ± 10% (whichever is greater) **Turbidity:** all readings ≤ 20 NTU; optionally ± 5 NTU or ± 10% (whichever is greater)

Revision Date: February 12, 2009

Form FD 9000-24

GROUNDWATER SAMPLING LOG

4797-~~36~~ 10

SITE NAME: VISTA		SITE LOCATION: APOPKA, FL	
WELL NO: MW-FL1	SAMPLE ID:		DATE: 06/24/2010

PURGING DATA

WELL DIAMETER (inches): 2	TUBING DIAMETER (inches): 3/8	WELL SCREEN INTERVAL DEPTH: 118.88 feet to 128.88 feet	STATIC DEPTH TO WATER (feet): 39.60		PURGE PUMP TYPE OR BAILER: BP
WELL ELEVATION TOC (ft NGVD): 93.16			GROUNDWATER ELEVATION (ft NGVD): 53.56		

WELL VOLUME PURGE: 1 WELL VOLUME = (TOTAL WELL DEPTH – STATIC DEPTH TO WATER) X WELL CAPACITY
(only fill out if applicable)
= (128.88 feet – 39.60 feet) X 0.163 gallons/foot = 14.56 gallons

EQUIPMENT VOLUME PURGE: 1 EQUIPMENT VOL. = PUMP VOLUME + (TUBING CAPACITY X TUBING LENGTH) + FLOW CELL VOLUME
(only fill out if applicable)
= 0.5 gallons + (0.006 gallons/foot X 128.88 feet) + 0.05 gallons = 1.12 gallons

INITIAL PUMP OR TUBING DEPTH IN WELL (feet): 123.88	FINAL PUMP OR TUBING DEPTH IN WELL (feet): 123.88	PURGING INITIATED AT: 1005	PURGING ENDED AT: 1030	TOTAL VOLUME PURGED (gallons): 6.00

TIME	VOLUME PURGED (gallons)	CUMUL. VOLUME PURGED (gallons)	PURGE RATE (gpm)	DEPTH TO WATER (feet)	pH (standard units)	TEMP. (°C)	COND. (circle units) µmhos/cm or µS/cm	DISSOLVED OXYGEN (circle units) mg/L or % saturation	TURBIDITY (NTUs)	ORP (mV)	COLOR	ODOR
1015	2.40	2.40	0.24	39.65	7.29	26.4	226	3.4	10.5	199		
1020	1.2	3.60	0.24	39.65	7.30	26.2	230	3.3	9.66	197		
1025	1.2	4.80	0.24	39.65	7.32	26.3	234	3.2	8.74	195		
1030	1.2	6.00	0.24	39.65	7.35	26.4	236	3.1	8.19	193	CLEAR	

WELL CAPACITY (Gallons Per Foot): 0.75" = 0.02; 1" = 0.04; 1.25" = 0.06; 2" = 0.16; 3" = 0.37; 4" = 0.65; 5" = 1.02; 6" = 1.47; 12" = 5.88
TUBING INSIDE DIA. CAPACITY (Gal./Ft.): 1/8" = 0.0006; 3/16" = 0.0014; 1/4" = 0.0026; 5/16" = 0.004; 3/8" = 0.006; 1/2" = 0.010; 5/8" = 0.016
PURGING EQUIPMENT CODES: B = Bailer; BP = Bladder Pump; ESP = Electric Submersible Pump; PP = Peristaltic Pump; O = Other (Specify)

SAMPLING DATA

SAMPLED BY (PRINT) / AFFILIATION: BEN RAMSEAWAN / PRO-TECH	SAMPLER(S) SIGNATURE(S): Ben Ramseawan	SAMPLING INITIATED AT: 1031	SAMPLING ENDED AT: NR
PUMP OR TUBING DEPTH IN WELL (feet): 123.88	TUBING MATERIAL CODE: T	FIELD-FILTERED: Y (N) µm Filtration Equipment Type:	FILTER SIZE:
FIELD DECONTAMINATION: PUMP Y (N)	TUBING Y (N) (replaced)	DUPLICATE: Y (N)	

SAMPLE CONTAINER SPECIFICATION				SAMPLE PRESERVATION			INTENDED ANALYSIS AND/OR METHOD	SAMPLE PUMP FLOW RATE (mL per minute)	SAMPLING EQUIPMENT CODE
SAMPLE ID CODE	# CONTAINERS	MATERIAL CODE	VOLUME	PRESERVATIVE USED	TOTAL VOL ADDED IN FIELD (mL)	FINAL pH			
*	SEE C-O-C AND BOTTLE ORDER WORKSHEET								

REMARKS:
DECON: TRIPLE RINSE WATER LEVEL RECORDER WITH DI WATER

MATERIAL CODES: AG = Amber Glass; CG = Clear Glass; PE = Polyethylene; PP = Polypropylene; S = Silicone; T = Teflon; O = Other (Specify)

SAMPLING EQUIPMENT CODES: APP = After Peristaltic Pump; B = Bailer; BP = Bladder Pump; ESP = Electric Submersible Pump; RFPP = Reverse Flow Peristaltic Pump; SM = Straw Method (Tubing Gravity Drain); O = Other (Specify)

NOTES: 1. The above do not constitute all of the information required by Chapter 62-160, F.A.C.
2. STABILIZATION CRITERIA FOR RANGE OF VARIATION OF LAST THREE CONSECUTIVE READINGS (SEE FS 2212, SECTION 3)
pH: ± 0.2 units Temperature: ± 0.2 °C Specific Conductance: ± 5% Dissolved Oxygen: all readings ≤ 20% saturation (see Table FS 2200-2); optionally, ± 0.2 mg/L or ± 10% (whichever is greater) Turbidity: all readings ≤ 20 NTU; optionally ± 5 NTU or ± 10% (whichever is greater)

Revision Date: February 12, 2009

Form FD 9000-24

GROUNDWATER SAMPLING LOG

4797-17

SITE NAME: VISTA		SITE LOCATION: APOPKA, FL	
WELL NO: MW-FL2 R	SAMPLE ID:		DATE: 6-23-10

PURGING DATA

WELL DIAMETER (inches): 2	TUBING DIAMETER (inches): 3/8	WELL SCREEN INTERVAL DEPTH: 123.93 feet to 133.93 feet	STATIC DEPTH TO WATER (feet): 30.39	PURGE PUMP TYPE OR BAILER: BP
WELL ELEVATION TOC (ft NGVD): 86.76		GROUNDWATER ELEVATION (ft NGVD): 56.37		

WELL VOLUME PURGE: 1 WELL VOLUME = (TOTAL WELL DEPTH – STATIC DEPTH TO WATER) X WELL CAPACITY
(only fill out if applicable)
= (feet – feet) X gallons/foot = gallons

EQUIPMENT VOLUME PURGE: 1 EQUIPMENT VOL. = PUMP VOLUME + (TUBING CAPACITY X TUBING LENGTH) + FLOW CELL VOLUME
(only fill out if applicable)
= 0.3 gallons + (0.006 gallons/foot X 133.93 feet) + 0.05 gallons = 1.15 gallons

INITIAL PUMP OR TUBING DEPTH IN WELL (feet): 128.93	FINAL PUMP OR TUBING DEPTH IN WELL (feet): 128.93	PURGING INITIATED AT: 1038	PURGING ENDED AT: 1111	TOTAL VOLUME PURGED (gallons): 8.25

TIME	VOLUME PURGED (gallons)	CUMUL. VOLUME PURGED (gallons)	PURGE RATE (gpm)	DEPTH TO WATER (feet)	pH (standard units)	TEMP. (°C)	COND. (circle units) µmhos/cm or µS/cm	DISSOLVED OXYGEN (circle units) mg/L or % saturation	TURBIDITY (NTUs)	ORP (mV)	COLOR	ODOR
1050	3.00	3.00	0.25	33.15	10.83	26.5	721	0.7	4.54	-62.2		
1055	1.25	4.25	0.25	33.13	10.83	26.5	724	0.7	4.19	-61.7		
1100	1.25	5.50	0.25	33.13	10.82	26.4	723	0.7	4.24	-60.6		
1105	1.25	6.75	0.25	33.10	10.78	26.4	719	0.7	6.24	-59.8		
1110	1.25	7.00	0.25	33.06	10.74	26.4	712	0.7	7.81	-56.5	NONE	

WELL CAPACITY (Gallons Per Foot): 0.75" = 0.02; 1" = 0.04; 1.25" = 0.06; 2" = 0.16; 3" = 0.37; 4" = 0.65; 5" = 1.02; 6" = 1.47; 12" = 5.88
TUBING INSIDE DIA. CAPACITY (Gal./Ft.): 1/8" = 0.0006; 3/16" = 0.0014; 1/4" = 0.0026; 5/16" = 0.004; 3/8" = 0.006; 1/2" = 0.010; 5/8" = 0.016
PURGING EQUIPMENT CODES: B = Bailer; BP = Bladder Pump; ESP = Electric Submersible Pump; PP = Peristaltic Pump; O = Other (Specify)

SAMPLING DATA

SAMPLED BY (PRINT) / AFFILIATION: DAN ARMOUR / PAS-TECH	SAMPLER(S) SIGNATURE(S):	SAMPLING INITIATED AT: 1111	SAMPLING ENDED AT: NR
PUMP OR TUBING DEPTH IN WELL (feet): 128.93	TUBING MATERIAL CODE: T	FIELD-FILTERED: Y (N) µm Filtration Equipment Type:	FILTER SIZE:
FIELD DECONTAMINATION: PUMP Y (N)	TUBING Y (N) (replaced)		DUPLICATE: Y (N)

SAMPLE CONTAINER SPECIFICATION				SAMPLE PRESERVATION			INTENDED ANALYSIS AND/OR METHOD	SAMPLE PUMP FLOW RATE (mL per minute)	SAMPLING EQUIPMENT CODE
SAMPLE ID CODE	# CONTAINERS	MATERIAL CODE	VOLUME	PRESERVATIVE USED	TOTAL VOL ADDED IN FIELD (mL)	FINAL pH			
	* SEE C-O-C AND SAMPLE BOTTLE ORDER WORKSHEET								

REMARKS:

MATERIAL CODES: AG = Amber Glass; CG = Clear Glass; PE = Polyethylene; PP = Polypropylene; S = Silicone; T = Teflon; O = Other (Specify)

SAMPLING EQUIPMENT CODES: APP = After Peristaltic Pump; B = Bailer; BP = Bladder Pump; ESP = Electric Submersible Pump; RFPP = Reverse Flow Peristaltic Pump; SM = Straw Method (Tubing Gravity Drain); O = Other (Specify)

NOTES: 1. The above do not constitute all of the information required by Chapter 62-160, F.A.C.
2. STABILIZATION CRITERIA FOR RANGE OF VARIATION OF LAST THREE CONSECUTIVE READINGS (SEE FS 2212, SECTION 3)
pH: ± 0.2 units Temperature: ± 0.2 °C Specific Conductance: ± 5% Dissolved Oxygen: all readings ≤ 20% saturation (see Table FS 2200-2); optionally, ± 0.2 mg/L or ± 10% (whichever is greater) Turbidity: all readings ≤ 20 NTU; optionally ± 5 NTU or ± 10% (whichever is greater)

Revision Date: February 12, 2009

Form FD 9000-24

GROUNDWATER SAMPLING LOG

4797-18

SITE NAME: VISTA		SITE LOCATION: APOPKA, FL	
WELL NO: MW-FL 3	SAMPLE ID:		DATE: 06/24/2010

PURGING DATA

WELL DIAMETER (Inches): 2	TUBING DIAMETER (Inches): 3/8	WELL SCREEN INTERVAL DEPTH: 131.1 feet to 142.1 feet	STATIC DEPTH TO WATER (feet): 44.32		PURGE PUMP TYPE OR BAILER: BP
WELL ELEVATION TOC (ft NGVD): 97.49			GROUNDWATER ELEVATION (ft NGVD): 53.17		

WELL VOLUME PURGE: 1 WELL VOLUME = (TOTAL WELL DEPTH – STATIC DEPTH TO WATER) X WELL CAPACITY
(only fill out if applicable)
= (142.10 feet – 44.32 feet) X 0.163 gallons/foot = 15.94 gallons

EQUIPMENT VOLUME PURGE: 1 EQUIPMENT VOL. = PUMP VOLUME + (TUBING CAPACITY X TUBING LENGTH) + FLOW CELL VOLUME
(only fill out if applicable)
= 0.3 gallons + (0.006 gallons/foot X 142.10 feet) + 0.05 gallons = 1.20 gallons

INITIAL PUMP OR TUBING DEPTH IN WELL (feet): 137.1	FINAL PUMP OR TUBING DEPTH IN WELL (feet): 137.1	PURGING INITIATED AT: 1215	PURGING ENDED AT: 1233		TOTAL VOLUME PURGED (gallons): 5.80

TIME	VOLUME PURGED (gallons)	CUMUL. VOLUME PURGED (gallons)	PURGE RATE (gpm)	DEPTH TO WATER (feet)	pH (standard units)	TEMP. (°C)	COND. (circle units) µmhos/cm or µS/cm	DISSOLVED OXYGEN (circle units) mg/L or % saturation	TURBIDITY (NTUs)	ORP (mV)	COLOR	ODOR
1215	2.20	2.20	0.22	44.45	7.28	26.6	247	0.0	2.63	-198		
1221	1.20	3.40	0.22	44.45	7.32	26.5	249	0.0	2.81	-200		
1227	1.20	4.60	0.22	44.45	7.34	26.6	247	0.0	2.58	-201		
1233	1.20	5.80	0.22	44.45	7.36	26.7	245	0.0	2.72	-202	CLEAR	

WELL CAPACITY (Gallons Per Foot): 0.75" = 0.02; 1" = 0.04; 1.25" = 0.06; 2" = 0.16; 3" = 0.37; 4" = 0.65; 5" = 1.02; 6" = 1.47; 12" = 5.88
TUBING INSIDE DIA. CAPACITY (Gal./Ft.): 1/8" = 0.0006; 3/16" = 0.0014; 1/4" = 0.0026; 5/16" = 0.004; 3/8" = 0.006; 1/2" = 0.010; 5/8" = 0.016

PURGING EQUIPMENT CODES: B = Bailer; BP = Bladder Pump; ESP = Electric Submersible Pump; PP = Peristaltic Pump; O = Other (Specify)

SAMPLING DATA

SAMPLED BY (PRINT) / AFFILIATION: BEN RAMSEAWAN / PRO-TECH	SAMPLER(S) SIGNATURE(S): Ben Ramseawan	SAMPLING INITIATED AT: 1234	SAMPLING ENDED AT: NR
PUMP OR TUBING DEPTH IN WELL (feet): 137.1	TUBING MATERIAL CODE: T	FIELD-FILTERED: Y (N) µm Filtration Equipment Type:	FILTER SIZE:
FIELD DECONTAMINATION: PUMP Y (N)	TUBING Y (N) (replaced)		DUPLICATE: Y (N)

SAMPLE CONTAINER SPECIFICATION				SAMPLE PRESERVATION			INTENDED ANALYSIS AND/OR METHOD	SAMPLE PUMP FLOW RATE (mL per minute)	SAMPLING EQUIPMENT CODE
SAMPLE ID CODE	# CONTAINERS	MATERIAL CODE	VOLUME	PRESERVATIVE USED	TOTAL VOL ADDED IN FIELD (mL)	FINAL pH			
*	SEE	C-O-C	AND	BOTTLE ORDER	WORKSHEET				

REMARKS:

MATERIAL CODES: AG = Amber Glass; CG = Clear Glass; PE = Polyethylene; PP = Polypropylene; S = Silicone; T = Teflon; O = Other (Specify)

SAMPLING EQUIPMENT CODES: APP = After Peristaltic Pump; B = Bailer; BP = Bladder Pump; ESP = Electric Submersible Pump; RFPP = Reverse Flow Peristaltic Pump; SM = Straw Method (Tubing Gravity Drain); O = Other (Specify)

NOTES: 1. The above do not constitute all of the information required by Chapter 62-160, F.A.C.
2. STABILIZATION CRITERIA FOR RANGE OF VARIATION OF LAST THREE CONSECUTIVE READINGS (SEE FS 2212, SECTION 3)
pH: ± 0.2 units **Temperature:** ± 0.2 °C **Specific Conductance:** ± 5% **Dissolved Oxygen:** all readings ≤ 20% saturation (see Table FS 2200-2); optionally, ± 0.2 mg/L or ± 10% (whichever is greater) **Turbidity:** all readings ≤ 20 NTU; optionally ± 5 NTU or ± 10% (whichever is greater)

Revision Date: February 12, 2009

Form FD 9000-24

GROUNDWATER SAMPLING LOG

4797-19

SITE NAME: VISTA		SITE LOCATION: APOPKA, FL	
WELL NO: EB	SAMPLE ID:		DATE: 06/24/2010

PURGING DATA

WELL DIAMETER (inches):	TUBING DIAMETER (inches):	WELL SCREEN INTERVAL DEPTH: feet to feet	STATIC DEPTH TO WATER (feet):	PURGE PUMP TYPE OR BAILER:
WELL ELEVATION TOC (ft NGVD):		GROUNDWATER ELEVATION (ft NGVD):		

WELL VOLUME PURGE: 1 WELL VOLUME = (TOTAL WELL DEPTH – STATIC DEPTH TO WATER) X WELL CAPACITY
(only fill out if applicable)
= (feet – feet) X gallons/foot = gallons

EQUIPMENT VOLUME PURGE: 1 EQUIPMENT VOL. = PUMP VOLUME + (TUBING CAPACITY X TUBING LENGTH) + FLOW CELL VOLUME
(only fill out if applicable)
= gallons + (gallons/foot X feet) + gallons = gallons

INITIAL PUMP OR TUBING DEPTH IN WELL (feet):	FINAL PUMP OR TUBING DEPTH IN WELL (feet):	PURGING INITIATED AT:	PURGING ENDED AT:		TOTAL VOLUME PURGED (gallons):

TIME	VOLUME PURGED (gallons)	CUMUL. VOLUME PURGED (gallons)	PURGE RATE (gpm)	DEPTH TO WATER (feet)	pH (standard units)	TEMP. (°C)	COND. (circle units) µmhos/cm or µS/cm	DISSOLVED OXYGEN (circle units) mg/L or % saturation	TURBIDITY (NTUs)	ORP (mV)	COLOR	ODOR
1430	NA	NA	NA	NA	6.90	24.4	2	4.6	0.00	158	NONE	

WELL CAPACITY (Gallons Per Foot): 0.75" = 0.02; 1" = 0.04; 1.25" = 0.06; 2" = 0.16; 3" = 0.37; 4" = 0.65; 5" = 1.02; 6" = 1.47; 12" = 5.88
TUBING INSIDE DIA. CAPACITY (Gal./Ft.): 1/8" = 0.0006; 3/16" = 0.0014; 1/4" = 0.0026; 5/16" = 0.004; 3/8" = 0.006; 1/2" = 0.010; 5/8" = 0.016

PURGING EQUIPMENT CODES: B = Bailer; BP = Bladder Pump; ESP = Electric Submersible Pump; PP = Peristaltic Pump; O = Other (Specify)

SAMPLING DATA

SAMPLED BY (PRINT) / AFFILIATION: DAN ARMOUR / PRO-TECH	SAMPLER(S) SIGNATURE(S):	SAMPLING INITIATED AT: 1430	SAMPLING ENDED AT:
PUMP OR TUBING DEPTH IN WELL (feet):	TUBING MATERIAL CODE:	FIELD-FILTERED: Y (N) µm Filtration Equipment Type:	FILTER SIZE:
FIELD DECONTAMINATION: PUMP Y N	TUBING Y N (replaced)		DUPLICATE: Y (N)

SAMPLE CONTAINER SPECIFICATION				SAMPLE PRESERVATION			INTENDED ANALYSIS AND/OR METHOD	SAMPLE PUMP FLOW RATE (mL per minute)	SAMPLING EQUIPMENT CODE
SAMPLE ID CODE	# CONTAINERS	MATERIAL CODE	VOLUME	PRESERVATIVE USED	TOTAL VOL ADDED IN FIELD (mL)	FINAL pH			

REMARKS: EQUIPMENT BLANK

MATERIAL CODES: AG = Amber Glass; CG = Clear Glass; PE = Polyethylene; PP = Polypropylene; S = Silicone; T = Teflon; O = Other (Specify)

SAMPLING EQUIPMENT CODES: APP = After Peristaltic Pump; B = Bailer; BP = Bladder Pump; ESP = Electric Submersible Pump; RFPP = Reverse Flow Peristaltic Pump; SM = Straw Method (Tubing Gravity Drain); O = Other (Specify)

NOTES: 1. The above do not constitute all of the information required by Chapter 62-160, F.A.C.
2. STABILIZATION CRITERIA FOR RANGE OF VARIATION OF LAST THREE CONSECUTIVE READINGS (SEE FS 2212, SECTION 3)
pH: ± 0.2 units Temperature: ± 0.2 °C Specific Conductance: ± 5% Dissolved Oxygen: all readings ≤ 20% saturation (see Table FS 2200-2); optionally, ± 0.2 mg/L or ± 10% (whichever is greater) Turbidity: all readings ≤ 20 NTU; optionally ± 5 NTU or ± 10% (whichever is greater)

Revision Date: February 12, 2009

Form FD 9000-24

GROUNDWATER SAMPLING LOG

4797-26

SITE NAME: VISTA		SITE LOCATION: APOPKA, FL	
WELL NO: FB	SAMPLE ID:		DATE: 06/24/2010

PURGING DATA

WELL DIAMETER (inches):	TUBING DIAMETER (inches):	WELL SCREEN INTERVAL DEPTH: feet to feet	STATIC DEPTH TO WATER (feet):		PURGE PUMP TYPE OR BAILER:
WELL ELEVATION TOC (ft NGVD):			GROUNDWATER ELEVATION (ft NGVD):		

WELL VOLUME PURGE: 1 WELL VOLUME = (TOTAL WELL DEPTH – STATIC DEPTH TO WATER) X WELL CAPACITY
(only fill out if applicable)
= (feet – feet) X gallons/foot = gallons

EQUIPMENT VOLUME PURGE: 1 EQUIPMENT VOL. = PUMP VOLUME + (TUBING CAPACITY X TUBING LENGTH) + FLOW CELL VOLUME
(only fill out if applicable)
= gallons + (gallons/foot X feet) + gallons = gallons

INITIAL PUMP OR TUBING DEPTH IN WELL (feet):	FINAL PUMP OR TUBING DEPTH IN WELL (feet):	PURGING INITIATED AT:	PURGING ENDED AT:		TOTAL VOLUME PURGED (gallons):

TIME	VOLUME PURGED (gallons)	CUMUL. VOLUME PURGED (gallons)	PURGE RATE (gpm)	DEPTH TO WATER (feet)	pH (standard units)	TEMP. (°C)	COND. (circle units) µmhos/cm or µS/cm	DISSOLVED OXYGEN (circle units) mg/L or % saturation	TURBIDITY (NTUs)	ORP (mV)	COLOR	ODOR
1420	NA	NA	NA	NA	6.87	24.3	2	4.9	0.01	152	NONE	

WELL CAPACITY (Gallons Per Foot): 0.75" = 0.02; 1" = 0.04; 1.25" = 0.06; 2" = 0.16; 3" = 0.37; 4" = 0.65; 5" = 1.02; 6" = 1.47; 12" = 5.88
TUBING INSIDE DIA. CAPACITY (Gal./Ft.): 1/8" = 0.0006; 3/16" = 0.0014; 1/4" = 0.0026; 5/16" = 0.004; 3/8" = 0.006; 1/2" = 0.010; 5/8" = 0.016

PURGING EQUIPMENT CODES: B = Bailer; BP = Bladder Pump; ESP = Electric Submersible Pump; PP = Peristaltic Pump; O = Other (Specify)

SAMPLING DATA

SAMPLED BY (PRINT) / AFFILIATION: DAN ARMOUR / PRO-TECH	SAMPLER(S) SIGNATURE(S):	SAMPLING INITIATED AT: 1420	SAMPLING ENDED AT:
PUMP OR TUBING DEPTH IN WELL (feet):	TUBING MATERIAL CODE:	FIELD-FILTERED: Y (N) µm Filtration Equipment Type:	FILTER SIZE:
FIELD DECONTAMINATION: PUMP Y N	TUBING Y N (replaced)		DUPLICATE: Y (N)

SAMPLE CONTAINER SPECIFICATION				SAMPLE PRESERVATION			INTENDED ANALYSIS AND/OR METHOD	SAMPLE PUMP FLOW RATE (mL per minute)	SAMPLING EQUIPMENT CODE
SAMPLE ID CODE	# CONTAINERS	MATERIAL CODE	VOLUME	PRESERVATIVE USED	TOTAL VOL ADDED IN FIELD (mL)	FINAL pH			

REMARKS: FIELD BLANK

MATERIAL CODES: AG = Amber Glass; CG = Clear Glass; PE = Polyethylene; PP = Polypropylene; S = Silicone; T = Teflon; O = Other (Specify)

SAMPLING EQUIPMENT CODES: APP = After Peristaltic Pump; B = Bailer; BP = Bladder Pump; ESP = Electric Submersible Pump; RFPP = Reverse Flow Peristaltic Pump; SM = Straw Method (Tubing Gravity Drain); O = Other (Specify)

NOTES: 1. The above do not constitute all of the information required by Chapter 62-160, F.A.C.
2. STABILIZATION CRITERIA FOR RANGE OF VARIATION OF LAST THREE CONSECUTIVE READINGS (SEE FS 2212, SECTION 3)
pH: ± 0.2 units **Temperature:** ± 0.2 °C **Specific Conductance:** ± 5% **Dissolved Oxygen:** all readings ≤ 20% saturation (see Table FS 2200-2); optionally, ± 0.2 mg/L or ± 10% (whichever is greater) **Turbidity:** all readings ≤ 20 NTU; optionally ± 5 NTU or ± 10% (whichever is greater)

Revision Date: February 12, 2009

PART III ANALYTICAL RESULTS

Facility GMS#:

Sample Date/Time: 06/24/2010 02:03PM

Test Site ID #: 19335

Report Period: 2010 / 2
Year / Qtr

Well Name: MW-1A

Well Purged (Y/N): Y

Classification of Groundwater: G-II

Well Type: (X) Background
( ) Detection
( ) Compliance
( ) Other

Groundwater Elevation (NGVD):

or (MSL): 67.05

Storet Code	Parameter Monitored	Sampling Method	Field Filtered (Y/N)	Analysis Method	Analysis Date/Time	* Analysis Result/Units	Detection Limit/Units
00620	Nitrate as N	BP	N	300.0	06/25/2010 15:33	9.7 mg/L	0.50 mg/L
00940	Chloride	BP	N	300.0	06/25/2010 15:33	10 mg/L	3.0 mg/L
000610	Ammonia as N	BP	N	350.1	07/01/2010 15:31	<0.10 mg/L	0.10 mg/L
77651	1,2-Dibromoethane	BP	N	504.1	07/03/2010 14:46	<0.019 ug/L	0.019 ug/L
38437	1,2-Dibromo-3-Chloropropane	BP	N	504.1	07/03/2010 14:46	<0.019 ug/L	0.019 ug/L
001055	Manganese	BP	N	6010B	06/30/2010 15:36	0.63 ug/L	10 ug/L
001007	Barium	BP	N	6010B	06/30/2010 15:36	18 ug/L	10 ug/L
001105	Aluminum	BP	N	6010B	06/30/2010 15:36	20 ug/L	100 ug/L
001042	Copper	BP	N	6010B	06/30/2010 15:36	2.7 ug/L	15 ug/L
001045	Iron	BP	N	6010B	06/30/2010 15:36	52 ug/L	100 ug/L
001051	Lead	BP	N	6010B	06/30/2010 15:36	<9.0 ug/L	9.0 ug/L
001027	Cadmium	BP	N	6010B	06/30/2010 15:36	<5.0 ug/L	5.0 ug/L
001034	Chromium	BP	N	6010B	06/30/2010 15:36	1.1 ug/L	10 ug/L
001037	Cobalt	BP	N	6010B	06/30/2010 15:36	0.94 ug/L	10 ug/L
000929	Sodium	BP	N	6010B	06/30/2010 15:36	6.2 mg/L	1.0 mg/L
001087	Vanadium	BP	N	6010B	06/30/2010 15:36	<10 ug/L	10 ug/L
001092	Zinc	BP	N	6010B	06/30/2010 15:36	<20 ug/L	20 ug/L
001067	Nickel	BP	N	6010B	06/30/2010 15:36	3.6 ug/L	40 ug/L
001147	Selenium	BP	N	6010B	06/30/2010 15:36	<15 ug/L	15 ug/L
001077	Silver	BP	N	6010B	06/30/2010 15:36	<10 ug/L	10 ug/L
001012	Beryllium	BP	N	6020	07/07/2010 03:12	<1.0 ug/L	1.0 ug/L
001059	Thallium	BP	N	6020	07/07/2010 03:12	0.088 ug/L	1.0 ug/L
001002	Arsenic	BP	N	6020	07/07/2010 03:12	<5.0 ug/L	5.0 ug/L
001097	Antimony	BP	N	6020	07/07/2010 03:12	<2.0 ug/L	2.0 ug/L
71900	Mercury	BP	N	7470A	06/28/2010 20:04	<0.20 ug/L	0.20 ug/L
39180	Trichloroethene	BP	N	8260B	07/05/2010 21:04	<1.0 ug/L	1.0 ug/L
34301	Chlorobenzene	BP	N	8260B	07/05/2010 21:04	<1.0 ug/L	1.0 ug/L
39175	Vinyl chloride	BP	N	8260B	07/05/2010 21:04	<1.0 ug/L	1.0 ug/L
81551	Xylenes (total)	BP	N	8260B	07/05/2010 21:04	<2.0 ug/L	2.0 ug/L
34488	Trichlorofluoromethane	BP	N	8260B	07/05/2010 21:04	<2.0 ug/L	2.0 ug/L
77057	Vinyl acetate	BP	N	8260B	07/05/2010 21:04	<3.0 ug/L	3.0 ug/L
81596	4-Methyl-2-pentanone (MIBK)	BP	N	8260B	07/05/2010 21:04	<5.0 ug/L	5.0 ug/L

* Attach Laboratory Reports

PART III ANALYTICAL RESULTS

Facility GMS#:

Sample Date/Time: 06/24/2010 02:03PM

Test Site ID #: 19335

Report Period: 2010 / 2
Year / Qtr

Well Name: MW-1A

Well Purged (Y/N): Y

Classification of Groundwater: G-II

Well Type: (X) Background
( ) Detection
( ) Compliance
( ) Other

Groundwater Elevation (NGVD):

or (MSL): 67.05

Storet Code	Parameter Monitored	Sampling Method	Field Filtered (Y/N)	Analysis Method	Analysis Date/Time	* Analysis Result/Units	Detection Limit/Units
81552	Acetone	BP	N	8260B	07/05/2010 21:04	2.1 ug/L	10 ug/L
81595	2-Butanone (MEK)	BP	N	8260B	07/05/2010 21:04	<6.0 ug/L	6.0 ug/L
77103	2-Hexanone	BP	N	8260B	07/05/2010 21:04	<5.0 ug/L	5.0 ug/L
34215	Acrylonitrile	BP	N	8260B	07/05/2010 21:04	<20 ug/L	20 ug/L
32104	Bromoform	BP	N	8260B	07/05/2010 21:04	<1.0 ug/L	1.0 ug/L
34413	Bromomethane	BP	N	8260B	07/05/2010 21:04	<2.0 ug/L	2.0 ug/L
32101	Bromodichloromethane	BP	N	8260B	07/05/2010 21:04	<1.0 ug/L	1.0 ug/L
78124	Benzene	BP	N	8260B	07/05/2010 21:04	<1.0 ug/L	1.0 ug/L
73085	Bromochloromethane	BP	N	8260B	07/05/2010 21:04	<1.0 ug/L	1.0 ug/L
34571	1,4-Dichlorobenzene	BP	N	8260B	07/05/2010 21:04	<1.0 ug/L	1.0 ug/L
34501	1,1-Dichloroethene	BP	N	8260B	07/05/2010 21:04	<1.0 ug/L	1.0 ug/L
34496	1,1-Dichloroethane	BP	N	8260B	07/05/2010 21:04	<1.0 ug/L	1.0 ug/L
77443	1,2,3-Trichloropropane	BP	N	8260B	07/05/2010 21:04	<2.5 ug/L	2.5 ug/L
34536	1,2-Dichlorobenzene	BP	N	8260B	07/05/2010 21:04	<1.0 ug/L	1.0 ug/L
34531	1,2-Dichloroethane	BP	N	8260B	07/05/2010 21:04	<1.0 ug/L	1.0 ug/L
49263	trans-1,4-Dichloro-2-butene	BP	N	8260B	07/05/2010 21:04	<3.0 ug/L	3.0 ug/L
34541	1,2-Dichloropropane	BP	N	8260B	07/05/2010 21:04	<1.0 ug/L	1.0 ug/L
77562	1,1,1,2-Tetrachloroethane	BP	N	8260B	07/05/2010 21:04	<1.0 ug/L	1.0 ug/L
34516	1,1,2,2-Tetrachloroethane	BP	N	8260B	07/05/2010 21:04	<1.0 ug/L	1.0 ug/L
34506	1,1,1-Trichloroethane	BP	N	8260B	07/05/2010 21:04	<1.0 ug/L	1.0 ug/L
77041	Carbon disulfide	BP	N	8260B	07/05/2010 21:04	<2.0 ug/L	2.0 ug/L
34371	Ethylbenzene	BP	N	8260B	07/05/2010 21:04	<1.0 ug/L	1.0 ug/L
77424	Iodomethane	BP	N	8260B	07/05/2010 21:04	<1.0 ug/L	1.0 ug/L
77596	Dibromomethane	BP	N	8260B	07/05/2010 21:04	<1.0 ug/L	1.0 ug/L
34511	1,1,2-Trichloroethane	BP	N	8260B	07/05/2010 21:04	<1.0 ug/L	1.0 ug/L
34423	Methylene Chloride	BP	N	8260B	07/05/2010 21:04	<2.0 ug/L	2.0 ug/L
34010	Toluene	BP	N	8260B	07/05/2010 21:04	<1.0 ug/L	1.0 ug/L
34546	trans-1,2-Dichloroethene	BP	N	8260B	07/05/2010 21:04	<1.0 ug/L	1.0 ug/L
77128	Styrene	BP	N	8260B	07/05/2010 21:04	<1.0 ug/L	1.0 ug/L
34475	Tetrachloroethene	BP	N	8260B	07/05/2010 21:04	<1.0 ug/L	1.0 ug/L
34418	Chloromethane	BP	N	8260B	07/05/2010 21:04	<2.0 ug/L	2.0 ug/L
32106	Chloroform	BP	N	8260B	07/05/2010 21:04	<1.0 ug/L	1.0 ug/L

* Attach Laboratory Reports

PART III ANALYTICAL RESULTS

Facility GMS#:

Test Site ID #: 19335

Sample Date/Time: 06/24/2010 02:03PM

Report Period: 2010 / 2
Year / Qtr

Well Name: MW-1A

Classification of Groundwater: G-II

Groundwater Elevation (NGVD):

or (MSL): 67.05

Well Purged (Y/N): Y

Well Type:
(X) Background
( ) Detection
( ) Compliance
( ) Other

Storet Code	Parameter Monitored	Sampling Method	Field Filtered (Y/N)	Analysis Method	Analysis Date/Time	* Analysis Result/Units	Detection Limit/Units
34704	cis-1,3-Dichloropropene	BP	N	8260B	07/05/2010 21:04	<1.0 ug/L	1.0 ug/L
77093	cis-1,2-Dichloroethene	BP	N	8260B	07/05/2010 21:04	<1.0 ug/L	1.0 ug/L
32102	Carbon tetrachloride	BP	N	8260B	07/05/2010 21:04	<1.0 ug/L	1.0 ug/L
32105	Dibromochloromethane	BP	N	8260B	07/05/2010 21:04	<1.0 ug/L	1.0 ug/L
34311	Chloroethane	BP	N	8260B	07/05/2010 21:04	<2.0 ug/L	2.0 ug/L
34699	trans-1,3-Dichloropropene	BP	N	8260B	07/05/2010 21:04	<3.0 ug/L	3.0 ug/L
000299	Field Dissolved Oxygen	BP	N	Field Sampling	06/24/2010 14:03	2.7 mg/L	-
00010	Field Temperature	BP	N	Field Sampling	06/24/2010 14:03	24.7 Degrees C	-
000406	Field pH	BP	N	Field Sampling	06/24/2010 14:03	6.38 SU	-
000094	Field Conductivity	BP	N	Field Sampling	06/24/2010 14:03	312 umhos/cm	-
82078	Field Turbidity	BP	N	Field Sampling	06/24/2010 14:03	0.79 NTU	-
082545	Groundwater Elevation	BP	N	Field Sampling	06/24/2010 14:03	67.05 ft/msl	-
00080	Color	BP	N	SM 2120B	06/25/2010 15:45	<5.0 PCU	5.0 PCU
70300	Total Dissolved Solids	BP	N	SM 2540C	06/30/2010 08:17	260 mg/L	10 mg/L

* Attach Laboratory Reports

PART III ANALYTICAL RESULTS

Facility GMS#: _____

Sample Date/Time: 06/24/2010 01:28PM

Test Site ID #: 19336

Report Period: 2010 / 2
Year / Qtr

Well Name: MW-1B

Well Purged (Y/N): Y

Classification of Groundwater: G-II

Well Type: (X) Background
( ) Detection
( ) Compliance
( ) Other

Groundwater Elevation (NGVD): _____

or (MSL): 56.63

Storet Code	Parameter Monitored	Sampling Method	Field Filtered (Y/N)	Analysis Method	Analysis Date/Time	* Analysis Result/Units	Detection Limit/Units
00940	Chloride	BP	N	300.0	06/25/2010 16:25	6.3 mg/L	3.0 mg/L
00620	Nitrate as N	BP	N	300.0	06/25/2010 16:25	0.050 mg/L	0.50 mg/L
000610	Ammonia as N	BP	N	350.1	07/01/2010 15:35	<0.10 mg/L	0.10 mg/L
38437	1,2-Dibromo-3-Chloropropane	BP	N	504.1	07/03/2010 15:06	<0.019 ug/L	0.019 ug/L
77651	1,2-Dibromoethane	BP	N	504.1	07/03/2010 15:06	<0.019 ug/L	0.019 ug/L
001042	Copper	BP	N	6010B	06/30/2010 15:45	0.29 ug/L	15 ug/L
001037	Cobalt	BP	N	6010B	06/30/2010 15:45	<10 ug/L	10 ug/L
001045	Iron	BP	N	6010B	06/30/2010 15:45	<100 ug/L	100 ug/L
001051	Lead	BP	N	6010B	06/30/2010 15:45	<9.0 ug/L	9.0 ug/L
001087	Vanadium	BP	N	6010B	06/30/2010 15:45	<10 ug/L	10 ug/L
001092	Zinc	BP	N	6010B	06/30/2010 15:45	<20 ug/L	20 ug/L
001055	Manganese	BP	N	6010B	06/30/2010 15:45	1.0 ug/L	10 ug/L
000929	Sodium	BP	N	6010B	06/30/2010 15:45	4.7 mg/L	1.0 mg/L
001067	Nickel	BP	N	6010B	06/30/2010 15:45	<40 ug/L	40 ug/L
001147	Selenium	BP	N	6010B	06/30/2010 15:45	<15 ug/L	15 ug/L
001077	Silver	BP	N	6010B	06/30/2010 15:45	<10 ug/L	10 ug/L
001007	Barium	BP	N	6010B	06/30/2010 15:45	6.4 ug/L	10 ug/L
001105	Aluminum	BP	N	6010B	06/30/2010 15:45	<100 ug/L	100 ug/L
001034	Chromium	BP	N	6010B	06/30/2010 15:45	<10 ug/L	10 ug/L
001027	Cadmium	BP	N	6010B	06/30/2010 15:45	<5.0 ug/L	5.0 ug/L
001012	Beryllium	BP	N	6020	07/07/2010 03:15	<1.0 ug/L	1.0 ug/L
001059	Thallium	BP	N	6020	07/07/2010 03:15	0.024 ug/L	1.0 ug/L
001097	Antimony	BP	N	6020	07/07/2010 03:15	<2.0 ug/L	2.0 ug/L
001002	Arsenic	BP	N	6020	07/07/2010 03:15	3.2 ug/L	5.0 ug/L
71900	Mercury	BP	N	7470A	06/28/2010 20:06	<0.20 ug/L	0.20 ug/L
34371	Ethylbenzene	BP	N	8260B	07/05/2010 22:13	<1.0 ug/L	1.0 ug/L
77596	Dibromomethane	BP	N	8260B	07/05/2010 22:13	<1.0 ug/L	1.0 ug/L
77424	Iodomethane	BP	N	8260B	07/05/2010 22:13	<1.0 ug/L	1.0 ug/L
77128	Styrene	BP	N	8260B	07/05/2010 22:13	<1.0 ug/L	1.0 ug/L
34423	Methylene Chloride	BP	N	8260B	07/05/2010 22:13	<2.0 ug/L	2.0 ug/L
77093	cis-1,2-Dichloroethene	BP	N	8260B	07/05/2010 22:13	<1.0 ug/L	1.0 ug/L
34418	Chloromethane	BP	N	8260B	07/05/2010 22:13	<2.0 ug/L	2.0 ug/L

* Attach Laboratory Reports

PART III ANALYTICAL RESULTS

Facility GMS#: _____

Sample Date/Time: 06/24/2010 01:28PM

Test Site ID #: 19336

Report Period: 2010 / 2
Year / Qtr

Well Name: MW-1B

Well Purged (Y/N): Y

Classification of Groundwater: G-II

Well Type: (X) Background
( ) Detection
( ) Compliance
( ) Other

Groundwater Elevation (NGVD): _____

or (MSL): 56.63

Storet Code	Parameter Monitored	Sampling Method	Field Filtered (Y/N)	Analysis Method	Analysis Date/Time	* Analysis Result/Units	Detection Limit/Units
34704	cis-1,3-Dichloropropene	BP	N	8260B	07/05/2010 22:13	<1.0 ug/L	1.0 ug/L
32105	Dibromochloromethane	BP	N	8260B	07/05/2010 22:13	<1.0 ug/L	1.0 ug/L
34475	Tetrachloroethene	BP	N	8260B	07/05/2010 22:13	<1.0 ug/L	1.0 ug/L
34488	Trichlorofluoromethane	BP	N	8260B	07/05/2010 22:13	<2.0 ug/L	2.0 ug/L
39180	Trichloroethene	BP	N	8260B	07/05/2010 22:13	<1.0 ug/L	1.0 ug/L
77057	Vinyl acetate	BP	N	8260B	07/05/2010 22:13	<3.0 ug/L	3.0 ug/L
81551	Xylenes (total)	BP	N	8260B	07/05/2010 22:13	<2.0 ug/L	2.0 ug/L
39175	Vinyl chloride	BP	N	8260B	07/05/2010 22:13	<1.0 ug/L	1.0 ug/L
34010	Toluene	BP	N	8260B	07/05/2010 22:13	<1.0 ug/L	1.0 ug/L
34546	trans-1,2-Dichloroethene	BP	N	8260B	07/05/2010 22:13	<1.0 ug/L	1.0 ug/L
49263	trans-1,4-Dichloro-2-butene	BP	N	8260B	07/05/2010 22:13	<3.0 ug/L	3.0 ug/L
34699	trans-1,3-Dichloropropene	BP	N	8260B	07/05/2010 22:13	<3.0 ug/L	3.0 ug/L
34531	1,2-Dichloroethane	BP	N	8260B	07/05/2010 22:13	<1.0 ug/L	1.0 ug/L
34536	1,2-Dichlorobenzene	BP	N	8260B	07/05/2010 22:13	<1.0 ug/L	1.0 ug/L
34541	1,2-Dichloropropane	BP	N	8260B	07/05/2010 22:13	<1.0 ug/L	1.0 ug/L
77103	2-Hexanone	BP	N	8260B	07/05/2010 22:13	<5.0 ug/L	5.0 ug/L
81595	2-Butanone (MEK)	BP	N	8260B	07/05/2010 22:13	<6.0 ug/L	6.0 ug/L
34571	1,4-Dichlorobenzene	BP	N	8260B	07/05/2010 22:13	<1.0 ug/L	1.0 ug/L
34516	1,1,2,2-Tetrachloroethane	BP	N	8260B	07/05/2010 22:13	<1.0 ug/L	1.0 ug/L
34506	1,1,1-Trichloroethane	BP	N	8260B	07/05/2010 22:13	<1.0 ug/L	1.0 ug/L
77562	1,1,1,2-Tetrachloroethane	BP	N	8260B	07/05/2010 22:13	<1.0 ug/L	1.0 ug/L
34511	1,1,2-Trichloroethane	BP	N	8260B	07/05/2010 22:13	<1.0 ug/L	1.0 ug/L
77443	1,2,3-Trichloropropane	BP	N	8260B	07/05/2010 22:13	<2.5 ug/L	2.5 ug/L
34501	1,1-Dichloroethene	BP	N	8260B	07/05/2010 22:13	<1.0 ug/L	1.0 ug/L
34496	1,1-Dichloroethane	BP	N	8260B	07/05/2010 22:13	<1.0 ug/L	1.0 ug/L
77041	Carbon disulfide	BP	N	8260B	07/05/2010 22:13	<2.0 ug/L	2.0 ug/L
34413	Bromomethane	BP	N	8260B	07/05/2010 22:13	<2.0 ug/L	2.0 ug/L
32104	Bromoform	BP	N	8260B	07/05/2010 22:13	<1.0 ug/L	1.0 ug/L
32102	Carbon tetrachloride	BP	N	8260B	07/05/2010 22:13	<1.0 ug/L	1.0 ug/L
32106	Chloroform	BP	N	8260B	07/05/2010 22:13	<1.0 ug/L	1.0 ug/L
34311	Chloroethane	BP	N	8260B	07/05/2010 22:13	<2.0 ug/L	2.0 ug/L
34301	Chlorobenzene	BP	N	8260B	07/05/2010 22:13	<1.0 ug/L	1.0 ug/L

* Attach Laboratory Reports

PART III ANALYTICAL RESULTS

Facility GMS#:

Sample Date/Time: 06/24/2010 01:28PM

Test Site ID #: 19336

Report Period: 2010 / 2
Year / Qtr

Well Name: MW-1B

Well Purged (Y/N): Y

Classification of Groundwater: G-II

Well Type: (X) Background
( ) Detection
( ) Compliance
( ) Other

Groundwater Elevation (NGVD):

or (MSL): 56.63

Storet Code	Parameter Monitored	Sampling Method	Field Filtered (Y/N)	Analysis Method	Analysis Date/Time	* Analysis Result/Units	Detection Limit/Units
81552	Acetone	BP	N	8260B	07/05/2010 22:13	3.0 ug/L	10 ug/L
81596	4-Methyl-2-pentanone (MIBK)	BP	N	8260B	07/05/2010 22:13	<5.0 ug/L	5.0 ug/L
34215	Acrylonitrile	BP	N	8260B	07/05/2010 22:13	<20 ug/L	20 ug/L
32101	Bromodichloromethane	BP	N	8260B	07/05/2010 22:13	<1.0 ug/L	1.0 ug/L
73085	Bromochloromethane	BP	N	8260B	07/05/2010 22:13	<1.0 ug/L	1.0 ug/L
78124	Benzene	BP	N	8260B	07/05/2010 22:13	<1.0 ug/L	1.0 ug/L
00010	Field Temperature	BP	N	Field Sampling	06/24/2010 13:28	26.6 Degrees C	-
82078	Field Turbidity	BP	N	Field Sampling	06/24/2010 13:28	0.29 NTU	-
082545	Groundwater Elevation	BP	N	Field Sampling	06/24/2010 13:28	56.63 ft/msl	-
000094	Field Conductivity	BP	N	Field Sampling	06/24/2010 13:28	168 umhos/cm	-
000299	Field Dissolved Oxygen	BP	N	Field Sampling	06/24/2010 13:28	0.5 mg/L	-
000406	Field pH	BP	N	Field Sampling	06/24/2010 13:28	7.90 SU	-
00080	Color	BP	N	SM 2120B	06/25/2010 15:45	<5.0 PCU	5.0 PCU
70300	Total Dissolved Solids	BP	N	SM 2540C	06/30/2010 08:17	100 mg/L	10 mg/L

* Attach Laboratory Reports

PART III ANALYTICAL RESULTS

Facility GMS#: _____

Sample Date/Time: 06/24/2010 11:50AM

Test Site ID #: 19337

Report Period: 2010 / 2
Year / Qtr

Well Name: MW-2AR

Well Purged (Y/N): Y

Classification of Groundwater: G-II

Well Type: (X) Background
( ) Detection
( ) Compliance
( ) Other

Groundwater Elevation (NGVD): _____

or (MSL): 54.98

Storet Code	Parameter Monitored	Sampling Method	Field Filtered (Y/N)	Analysis Method	Analysis Date/Time	* Analysis Result/Units	Detection Limit/Units
00940	Chloride	BP	N	300.0	06/25/2010 16:42	3.3 mg/L	3.0 mg/L
00620	Nitrate as N	BP	N	300.0	06/25/2010 16:42	0.92 mg/L	0.50 mg/L
000610	Ammonia as N	BP	N	350.1	07/01/2010 15:37	<0.10 mg/L	0.10 mg/L
77651	1,2-Dibromoethane	BP	N	504.1	07/03/2010 15:26	<0.019 ug/L	0.019 ug/L
38437	1,2-Dibromo-3-Chloropropane	BP	N	504.1	07/03/2010 15:26	<0.019 ug/L	0.019 ug/L
001037	Cobalt	BP	N	6010B	06/30/2010 15:47	<10 ug/L	10 ug/L
001042	Copper	BP	N	6010B	06/30/2010 15:47	0.57 ug/L	15 ug/L
001034	Chromium	BP	N	6010B	06/30/2010 15:47	<10 ug/L	10 ug/L
001007	Barium	BP	N	6010B	06/30/2010 15:47	9.1 ug/L	10 ug/L
001027	Cadmium	BP	N	6010B	06/30/2010 15:47	<5.0 ug/L	5.0 ug/L
001045	Iron	BP	N	6010B	06/30/2010 15:47	30 ug/L	100 ug/L
001105	Aluminum	BP	N	6010B	06/30/2010 15:47	100 ug/L	100 ug/L
001087	Vanadium	BP	N	6010B	06/30/2010 15:47	<10 ug/L	10 ug/L
001092	Zinc	BP	N	6010B	06/30/2010 15:47	<20 ug/L	20 ug/L
001055	Manganese	BP	N	6010B	06/30/2010 15:47	3.8 ug/L	10 ug/L
000929	Sodium	BP	N	6010B	06/30/2010 15:47	2.6 mg/L	1.0 mg/L
001067	Nickel	BP	N	6010B	06/30/2010 15:47	<40 ug/L	40 ug/L
001051	Lead	BP	N	6010B	06/30/2010 15:47	<9.0 ug/L	9.0 ug/L
001077	Silver	BP	N	6010B	06/30/2010 15:47	<10 ug/L	10 ug/L
001147	Selenium	BP	N	6010B	06/30/2010 15:47	<15 ug/L	15 ug/L
001097	Antimony	BP	N	6020	07/07/2010 03:29	0.18 ug/L	2.0 ug/L
001002	Arsenic	BP	N	6020	07/07/2010 03:29	<5.0 ug/L	5.0 ug/L
001059	Thallium	BP	N	6020	07/07/2010 03:29	0.032 ug/L	1.0 ug/L
001012	Beryllium	BP	N	6020	07/07/2010 03:29	<1.0 ug/L	1.0 ug/L
71900	Mercury	BP	N	7470A	06/28/2010 20:20	<0.20 ug/L	0.20 ug/L
77424	Iodomethane	BP	N	8260B	07/05/2010 22:36	<1.0 ug/L	1.0 ug/L
34371	Ethylbenzene	BP	N	8260B	07/05/2010 22:36	<1.0 ug/L	1.0 ug/L
34423	Methylene Chloride	BP	N	8260B	07/05/2010 22:36	<2.0 ug/L	2.0 ug/L
34475	Tetrachloroethene	BP	N	8260B	07/05/2010 22:36	<1.0 ug/L	1.0 ug/L
77128	Styrene	BP	N	8260B	07/05/2010 22:36	<1.0 ug/L	1.0 ug/L
34704	cis-1,3-Dichloropropene	BP	N	8260B	07/05/2010 22:36	<1.0 ug/L	1.0 ug/L
77093	cis-1,2-Dichloroethene	BP	N	8260B	07/05/2010 22:36	<1.0 ug/L	1.0 ug/L

* Attach Laboratory Reports

PART III ANALYTICAL RESULTS

Facility GMS#: _____

Sample Date/Time: 06/24/2010 11:50AM

Test Site ID #: 19337

Report Period: 2010 / 2
Year / Qtr

Well Name: MW-2AR

Well Purged (Y/N): Y

Classification of Groundwater: G-II

Well Type: (X) Background
( ) Detection
( ) Compliance
( ) Other

Groundwater Elevation (NGVD): _____

or (MSL): 54.98

Storet Code	Parameter Monitored	Sampling Method	Field Filtered (Y/N)	Analysis Method	Analysis Date/Time	* Analysis Result/Units	Detection Limit/Units
32105	Dibromochloromethane	BP	N	8260B	07/05/2010 22:36	<1.0 ug/L	1.0 ug/L
77596	Dibromomethane	BP	N	8260B	07/05/2010 22:36	<1.0 ug/L	1.0 ug/L
77057	Vinyl acetate	BP	N	8260B	07/05/2010 22:36	<3.0 ug/L	3.0 ug/L
34488	Trichlorofluoromethane	BP	N	8260B	07/05/2010 22:36	<2.0 ug/L	2.0 ug/L
39175	Vinyl chloride	BP	N	8260B	07/05/2010 22:36	<1.0 ug/L	1.0 ug/L
34506	1,1,1-Trichloroethane	BP	N	8260B	07/05/2010 22:36	<1.0 ug/L	1.0 ug/L
81551	Xylenes (total)	BP	N	8260B	07/05/2010 22:36	<2.0 ug/L	2.0 ug/L
34546	trans-1,2-Dichloroethene	BP	N	8260B	07/05/2010 22:36	<1.0 ug/L	1.0 ug/L
34010	Toluene	BP	N	8260B	07/05/2010 22:36	<1.0 ug/L	1.0 ug/L
34699	trans-1,3-Dichloropropene	BP	N	8260B	07/05/2010 22:36	<3.0 ug/L	3.0 ug/L
39180	Trichloroethene	BP	N	8260B	07/05/2010 22:36	<1.0 ug/L	1.0 ug/L
49263	trans-1,4-Dichloro-2-butene	BP	N	8260B	07/05/2010 22:36	<3.0 ug/L	3.0 ug/L
34418	Chloromethane	BP	N	8260B	07/05/2010 22:36	<2.0 ug/L	2.0 ug/L
34541	1,2-Dichloropropane	BP	N	8260B	07/05/2010 22:36	<1.0 ug/L	1.0 ug/L
34531	1,2-Dichloroethane	BP	N	8260B	07/05/2010 22:36	<1.0 ug/L	1.0 ug/L
77103	2-Hexanone	BP	N	8260B	07/05/2010 22:36	<5.0 ug/L	5.0 ug/L
81595	2-Butanone (MEK)	BP	N	8260B	07/05/2010 22:36	<6.0 ug/L	6.0 ug/L
34571	1,4-Dichlorobenzene	BP	N	8260B	07/05/2010 22:36	<1.0 ug/L	1.0 ug/L
34536	1,2-Dichlorobenzene	BP	N	8260B	07/05/2010 22:36	<1.0 ug/L	1.0 ug/L
34511	1,1,2-Trichloroethane	BP	N	8260B	07/05/2010 22:36	<1.0 ug/L	1.0 ug/L
77562	1,1,1,2-Tetrachloroethane	BP	N	8260B	07/05/2010 22:36	<1.0 ug/L	1.0 ug/L
34516	1,1,2,2-Tetrachloroethane	BP	N	8260B	07/05/2010 22:36	<1.0 ug/L	1.0 ug/L
77443	1,2,3-Trichloropropane	BP	N	8260B	07/05/2010 22:36	<2.5 ug/L	2.5 ug/L
34501	1,1-Dichloroethene	BP	N	8260B	07/05/2010 22:36	<1.0 ug/L	1.0 ug/L
34496	1,1-Dichloroethane	BP	N	8260B	07/05/2010 22:36	<1.0 ug/L	1.0 ug/L
32102	Carbon tetrachloride	BP	N	8260B	07/05/2010 22:36	<1.0 ug/L	1.0 ug/L
77041	Carbon disulfide	BP	N	8260B	07/05/2010 22:36	<2.0 ug/L	2.0 ug/L
34413	Bromomethane	BP	N	8260B	07/05/2010 22:36	<2.0 ug/L	2.0 ug/L
34311	Chloroethane	BP	N	8260B	07/05/2010 22:36	<2.0 ug/L	2.0 ug/L
32106	Chloroform	BP	N	8260B	07/05/2010 22:36	<1.0 ug/L	1.0 ug/L
34301	Chlorobenzene	BP	N	8260B	07/05/2010 22:36	<1.0 ug/L	1.0 ug/L
32104	Bromoform	BP	N	8260B	07/05/2010 22:36	<1.0 ug/L	1.0 ug/L

* Attach Laboratory Reports

PART III ANALYTICAL RESULTS

Facility GMS#:

Test Site ID #: 19337

Sample Date/Time: 06/24/2010 11:50AM

Report Period: 2010 / 2
Year / Qtr

Well Name: MW-2AR

Classification of Groundwater: G-II

Groundwater Elevation (NGVD):

or (MSL): 54.98

Well Purged (Y/N): Y

Well Type:
(X) Background
( ) Detection
( ) Compliance
( ) Other

Storet Code	Parameter Monitored	Sampling Method	Field Filtered (Y/N)	Analysis Method	Analysis Date/Time	* Analysis Result/Units	Detection Limit/Units
34215	Acrylonitrile	BP	N	8260B	07/05/2010 22:36	<20 ug/L	20 ug/L
81552	Acetone	BP	N	8260B	07/05/2010 22:36	<10 ug/L	10 ug/L
81596	4-Methyl-2-pentanone (MIBK)	BP	N	8260B	07/05/2010 22:36	<5.0 ug/L	5.0 ug/L
32101	Bromodichloromethane	BP	N	8260B	07/05/2010 22:36	<1.0 ug/L	1.0 ug/L
73085	Bromochloromethane	BP	N	8260B	07/05/2010 22:36	<1.0 ug/L	1.0 ug/L
78124	Benzene	BP	N	8260B	07/05/2010 22:36	<1.0 ug/L	1.0 ug/L
82078	Field Turbidity	BP	N	Field Sampling	06/24/2010 11:50	4.23 NTU	-
082545	Groundwater Elevation	BP	N	Field Sampling	06/24/2010 11:50	54.98 ft/msl	-
000094	Field Conductivity	BP	N	Field Sampling	06/24/2010 11:50	37 umhos/cm	-
00010	Field Temperature	BP	N	Field Sampling	06/24/2010 11:50	27.4 Degrees C	-
000299	Field Dissolved Oxygen	BP	N	Field Sampling	06/24/2010 11:50	0.6 mg/L	-
000406	Field pH	BP	N	Field Sampling	06/24/2010 11:50	5.20 SU	-
00080	Color	BP	N	SM 2120B	06/25/2010 15:45	<5.0 PCU	5.0 PCU
70300	Total Dissolved Solids	BP	N	SM 2540C	06/30/2010 08:17	34 mg/L	10 mg/L

* Attach Laboratory Reports

PART III ANALYTICAL RESULTS

Facility GMS#:

Sample Date/Time: 06/24/2010 12:27PM

Test Site ID #: 19338

Report Period: 2010 / 2
Year / Qtr

Well Name: MW-2B

Well Purged (Y/N): Y

Classification of Groundwater: G-II

Well Type: (X) Background
( ) Detection
( ) Compliance
( ) Other

Groundwater Elevation (NGVD):

or (MSL): 53.24

Storet Code	Parameter Monitored	Sampling Method	Field Filtered (Y/N)	Analysis Method	Analysis Date/Time	* Analysis Result/Units	Detection Limit/Units
00940	Chloride	BP	N	300.0	06/25/2010 16:59	5.3 mg/L	3.0 mg/L
00620	Nitrate as N	BP	N	300.0	06/25/2010 16:59	0.51 mg/L	0.50 mg/L
000610	Ammonia as N	BP	N	350.1	07/01/2010 15:38	<0.10 mg/L	0.10 mg/L
38437	1,2-Dibromo-3-Chloropropane	BP	N	504.1	07/03/2010 15:46	<0.019 ug/L	0.019 ug/L
77651	1,2-Dibromoethane	BP	N	504.1	07/03/2010 15:46	<0.019 ug/L	0.019 ug/L
001092	Zinc	BP	N	6010B	06/30/2010 15:59	6.6 ug/L	20 ug/L
001087	Vanadium	BP	N	6010B	06/30/2010 15:59	4.5 ug/L	10 ug/L
001105	Aluminum	BP	N	6010B	06/30/2010 15:59	1600 ug/L	100 ug/L
001147	Selenium	BP	N	6010B	06/30/2010 15:59	<15 ug/L	15 ug/L
001055	Manganese	BP	N	6010B	06/30/2010 15:59	9.8 ug/L	10 ug/L
001042	Copper	BP	N	6010B	06/30/2010 15:59	2.7 ug/L	15 ug/L
001045	Iron	BP	N	6010B	06/30/2010 15:59	850 ug/L	100 ug/L
001037	Cobalt	BP	N	6010B	06/30/2010 15:59	<10 ug/L	10 ug/L
001027	Cadmium	BP	N	6010B	06/30/2010 15:59	<5.0 ug/L	5.0 ug/L
001034	Chromium	BP	N	6010B	06/30/2010 15:59	4.8 ug/L	10 ug/L
001077	Silver	BP	N	6010B	06/30/2010 15:59	<10 ug/L	10 ug/L
000929	Sodium	BP	N	6010B	06/30/2010 15:59	4.7 mg/L	1.0 mg/L
001007	Barium	BP	N	6010B	06/30/2010 15:59	25 ug/L	10 ug/L
001051	Lead	BP	N	6010B	06/30/2010 15:59	<9.0 ug/L	9.0 ug/L
001067	Nickel	BP	N	6010B	06/30/2010 15:59	1.3 ug/L	40 ug/L
001012	Beryllium	BP	N	6020	07/07/2010 03:37	0.12 ug/L	1.0 ug/L
001097	Antimony	BP	N	6020	07/07/2010 03:37	0.10 ug/L	2.0 ug/L
001059	Thallium	BP	N	6020	07/07/2010 03:37	0.063 ug/L	1.0 ug/L
001002	Arsenic	BP	N	6020	07/07/2010 03:37	0.58 ug/L	5.0 ug/L
71900	Mercury	BP	N	7470A	06/28/2010 20:22	<0.20 ug/L	0.20 ug/L
77596	Dibromomethane	BP	N	8260B	07/05/2010 22:59	<1.0 ug/L	1.0 ug/L
32105	Dibromochloromethane	BP	N	8260B	07/05/2010 22:59	<1.0 ug/L	1.0 ug/L
34423	Methylene Chloride	BP	N	8260B	07/05/2010 22:59	<2.0 ug/L	2.0 ug/L
77424	Iodomethane	BP	N	8260B	07/05/2010 22:59	<1.0 ug/L	1.0 ug/L
34371	Ethylbenzene	BP	N	8260B	07/05/2010 22:59	<1.0 ug/L	1.0 ug/L
32106	Chloroform	BP	N	8260B	07/05/2010 22:59	<1.0 ug/L	1.0 ug/L
34311	Chloroethane	BP	N	8260B	07/05/2010 22:59	<2.0 ug/L	2.0 ug/L

* Attach Laboratory Reports

PART III ANALYTICAL RESULTS

Facility GMS#: _____ Sample Date/Time: 06/24/2010 12:27PM

Test Site ID #: 19338 Report Period: 2010 / 2
Year / Qtr

Well Name: MW-2B Well Purged (Y/N): Y

Classification of Groundwater: G-II Well Type: (X) Background
( ) Detection
( ) Compliance
( ) Other

Groundwater Elevation (NGVD): _____
or (MSL): 53.24

Storet Code	Parameter Monitored	Sampling Method	Field Filtered (Y/N)	Analysis Method	Analysis Date/Time	* Analysis Result/Units	Detection Limit/Units
34301	Chlorobenzene	BP	N	8260B	07/05/2010 22:59	<1.0 ug/L	1.0 ug/L
34704	cis-1,3-Dichloropropene	BP	N	8260B	07/05/2010 22:59	<1.0 ug/L	1.0 ug/L
77093	cis-1,2-Dichloroethene	BP	N	8260B	07/05/2010 22:59	<1.0 ug/L	1.0 ug/L
34418	Chloromethane	BP	N	8260B	07/05/2010 22:59	<2.0 ug/L	2.0 ug/L
34488	Trichlorofluoromethane	BP	N	8260B	07/05/2010 22:59	<2.0 ug/L	2.0 ug/L
39180	Trichloroethene	BP	N	8260B	07/05/2010 22:59	<1.0 ug/L	1.0 ug/L
49263	trans-1,4-Dichloro-2-butene	BP	N	8260B	07/05/2010 22:59	<3.0 ug/L	3.0 ug/L
81551	Xylenes (total)	BP	N	8260B	07/05/2010 22:59	<2.0 ug/L	2.0 ug/L
39175	Vinyl chloride	BP	N	8260B	07/05/2010 22:59	<1.0 ug/L	1.0 ug/L
77057	Vinyl acetate	BP	N	8260B	07/05/2010 22:59	<3.0 ug/L	3.0 ug/L
34475	Tetrachloroethene	BP	N	8260B	07/05/2010 22:59	<1.0 ug/L	1.0 ug/L
77128	Styrene	BP	N	8260B	07/05/2010 22:59	<1.0 ug/L	1.0 ug/L
34699	trans-1,3-Dichloropropene	BP	N	8260B	07/05/2010 22:59	<3.0 ug/L	3.0 ug/L
34546	trans-1,2-Dichloroethene	BP	N	8260B	07/05/2010 22:59	<1.0 ug/L	1.0 ug/L
34010	Toluene	BP	N	8260B	07/05/2010 22:59	<1.0 ug/L	1.0 ug/L
34536	1,2-Dichlorobenzene	BP	N	8260B	07/05/2010 22:59	<1.0 ug/L	1.0 ug/L
77443	1,2,3-Trichloropropane	BP	N	8260B	07/05/2010 22:59	<2.5 ug/L	2.5 ug/L
34571	1,4-Dichlorobenzene	BP	N	8260B	07/05/2010 22:59	<1.0 ug/L	1.0 ug/L
34541	1,2-Dichloropropane	BP	N	8260B	07/05/2010 22:59	<1.0 ug/L	1.0 ug/L
34531	1,2-Dichloroethane	BP	N	8260B	07/05/2010 22:59	<1.0 ug/L	1.0 ug/L
34516	1,1,2,2-Tetrachloroethane	BP	N	8260B	07/05/2010 22:59	<1.0 ug/L	1.0 ug/L
34506	1,1,1-Trichloroethane	BP	N	8260B	07/05/2010 22:59	<1.0 ug/L	1.0 ug/L
77562	1,1,1,2-Tetrachloroethane	BP	N	8260B	07/05/2010 22:59	<1.0 ug/L	1.0 ug/L
34501	1,1-Dichloroethene	BP	N	8260B	07/05/2010 22:59	<1.0 ug/L	1.0 ug/L
34496	1,1-Dichloroethane	BP	N	8260B	07/05/2010 22:59	<1.0 ug/L	1.0 ug/L
34511	1,1,2-Trichloroethane	BP	N	8260B	07/05/2010 22:59	<1.0 ug/L	1.0 ug/L
81595	2-Butanone (MEK)	BP	N	8260B	07/05/2010 22:59	<6.0 ug/L	6.0 ug/L
32104	Bromoform	BP	N	8260B	07/05/2010 22:59	<1.0 ug/L	1.0 ug/L
32101	Bromodichloromethane	BP	N	8260B	07/05/2010 22:59	<1.0 ug/L	1.0 ug/L
73085	Bromochloromethane	BP	N	8260B	07/05/2010 22:59	<1.0 ug/L	1.0 ug/L
32102	Carbon tetrachloride	BP	N	8260B	07/05/2010 22:59	<1.0 ug/L	1.0 ug/L
77041	Carbon disulfide	BP	N	8260B	07/05/2010 22:59	<2.0 ug/L	2.0 ug/L

* Attach Laboratory Reports

PART III ANALYTICAL RESULTS

Facility GMS#:

Sample Date/Time: 06/24/2010 12:27PM

Test Site ID #: 19338

Report Period: 2010 / 2
Year / Qtr

Well Name: MW-2B

Well Purged (Y/N): Y

Classification of Groundwater: G-II

Well Type: (X) Background
( ) Detection
( ) Compliance
( ) Other

Groundwater Elevation (NGVD):

or (MSL): 53.24

Storet Code	Parameter Monitored	Sampling Method	Field Filtered (Y/N)	Analysis Method	Analysis Date/Time	* Analysis Result/Units	Detection Limit/Units
34413	Bromomethane	BP	N	8260B	07/05/2010 22:59	<2.0 ug/L	2.0 ug/L
81596	4-Methyl-2-pentanone (MIBK)	BP	N	8260B	07/05/2010 22:59	<5.0 ug/L	5.0 ug/L
77103	2-Hexanone	BP	N	8260B	07/05/2010 22:59	<5.0 ug/L	5.0 ug/L
78124	Benzene	BP	N	8260B	07/05/2010 22:59	<1.0 ug/L	1.0 ug/L
34215	Acrylonitrile	BP	N	8260B	07/05/2010 22:59	<20 ug/L	20 ug/L
81552	Acetone	BP	N	8260B	07/05/2010 22:59	<10 ug/L	10 ug/L
00010	Field Temperature	BP	N	Field Sampling	06/24/2010 12:27	25.5 Degrees C	-
000406	Field pH	BP	N	Field Sampling	06/24/2010 12:27	7.86 SU	-
082545	Groundwater Elevation	BP	N	Field Sampling	06/24/2010 12:27	53.24 ft/msl	-
82078	Field Turbidity	BP	N	Field Sampling	06/24/2010 12:27	13.89 NTU	-
000299	Field Dissolved Oxygen	BP	N	Field Sampling	06/24/2010 12:27	0.5 mg/L	-
000094	Field Conductivity	BP	N	Field Sampling	06/24/2010 12:27	152 umhos/cm	-
00080	Color	BP	N	SM 2120B	06/25/2010 15:45	<5.0 PCU	5.0 PCU
70300	Total Dissolved Solids	BP	N	SM 2540C	06/30/2010 08:17	100 mg/L	10 mg/L

* Attach Laboratory Reports

PART III ANALYTICAL RESULTS

Facility GMS#: _____

Sample Date/Time: 06/24/2010 11:45AM

Test Site ID #: 19339

Report Period: 2010 / 2
Year / Qtr

Well Name: MW-3A

Well Purged (Y/N): Y

Classification of Groundwater: G-II

Well Type:
( ) Background
( ) Detection
(X) Compliance
( ) Other

Groundwater Elevation (NGVD): _____

or (MSL): 53.57

Storet Code	Parameter Monitored	Sampling Method	Field Filtered (Y/N)	Analysis Method	Analysis Date/Time	* Analysis Result/Units	Detection Limit/Units
00620	Nitrate as N	BP	N	300.0	06/25/2010 17:17	3.2 mg/L	0.50 mg/L
00940	Chloride	BP	N	300.0	06/25/2010 17:17	3.1 mg/L	3.0 mg/L
000610	Ammonia as N	BP	N	350.1	07/01/2010 15:40	0.032 mg/L	0.10 mg/L
38437	1,2-Dibromo-3-Chloropropane	BP	N	504.1	07/03/2010 16:06	<0.019 ug/L	0.019 ug/L
77651	1,2-Dibromoethane	BP	N	504.1	07/03/2010 16:06	<0.019 ug/L	0.019 ug/L
001087	Vanadium	BP	N	6010B	06/30/2010 16:01	4.3 ug/L	10 ug/L
000929	Sodium	BP	N	6010B	06/30/2010 16:01	2.0 mg/L	1.0 mg/L
001077	Silver	BP	N	6010B	06/30/2010 16:01	<10 ug/L	10 ug/L
001055	Manganese	BP	N	6010B	06/30/2010 16:01	8.0 ug/L	10 ug/L
001105	Aluminum	BP	N	6010B	06/30/2010 16:01	1100 ug/L	100 ug/L
001092	Zinc	BP	N	6010B	06/30/2010 16:01	11 ug/L	20 ug/L
001147	Selenium	BP	N	6010B	06/30/2010 16:01	<15 ug/L	15 ug/L
001027	Cadmium	BP	N	6010B	06/30/2010 16:01	<5.0 ug/L	5.0 ug/L
001034	Chromium	BP	N	6010B	06/30/2010 16:01	3.6 ug/L	10 ug/L
001045	Iron	BP	N	6010B	06/30/2010 16:01	1400 ug/L	100 ug/L
001007	Barium	BP	N	6010B	06/30/2010 16:01	55 ug/L	10 ug/L
001037	Cobalt	BP	N	6010B	06/30/2010 16:01	0.58 ug/L	10 ug/L
001067	Nickel	BP	N	6010B	06/30/2010 16:01	<40 ug/L	40 ug/L
001051	Lead	BP	N	6010B	06/30/2010 16:01	<9.0 ug/L	9.0 ug/L
001042	Copper	BP	N	6010B	06/30/2010 16:01	1.0 ug/L	15 ug/L
001002	Arsenic	BP	N	6020	07/07/2010 03:40	<5.0 ug/L	5.0 ug/L
001097	Antimony	BP	N	6020	07/07/2010 03:40	<2.0 ug/L	2.0 ug/L
001012	Beryllium	BP	N	6020	07/07/2010 03:40	0.12 ug/L	1.0 ug/L
001059	Thallium	BP	N	6020	07/07/2010 03:40	0.065 ug/L	1.0 ug/L
71900	Mercury	BP	N	7470A	06/28/2010 20:25	<0.20 ug/L	0.20 ug/L
34371	Ethylbenzene	BP	N	8260B	07/05/2010 23:22	<1.0 ug/L	1.0 ug/L
77596	Dibromomethane	BP	N	8260B	07/05/2010 23:22	<1.0 ug/L	1.0 ug/L
77424	Iodomethane	BP	N	8260B	07/05/2010 23:22	<1.0 ug/L	1.0 ug/L
77128	Styrene	BP	N	8260B	07/05/2010 23:22	<1.0 ug/L	1.0 ug/L
34423	Methylene Chloride	BP	N	8260B	07/05/2010 23:22	<2.0 ug/L	2.0 ug/L
77093	cis-1,2-Dichloroethene	BP	N	8260B	07/05/2010 23:22	<1.0 ug/L	1.0 ug/L
34418	Chloromethane	BP	N	8260B	07/05/2010 23:22	<2.0 ug/L	2.0 ug/L

* Attach Laboratory Reports

PART III ANALYTICAL RESULTS

Facility GMS#: _____

Sample Date/Time: 06/24/2010 11:45AM

Test Site ID #: 19339

Report Period: 2010 / 2
Year / Qtr

Well Name: MW-3A

Well Purged (Y/N): Y

Classification of Groundwater: G-II

Well Type:
( ) Background
( ) Detection
(X) Compliance
( ) Other

Groundwater Elevation (NGVD): _____

or (MSL): 53.57

Storet Code	Parameter Monitored	Sampling Method	Field Filtered (Y/N)	Analysis Method	Analysis Date/Time	* Analysis Result/Units	Detection Limit/Units
34704	cis-1,3-Dichloropropene	BP	N	8260B	07/05/2010 23:22	<1.0 ug/L	1.0 ug/L
32105	Dibromochloromethane	BP	N	8260B	07/05/2010 23:22	<1.0 ug/L	1.0 ug/L
34475	Tetrachloroethene	BP	N	8260B	07/05/2010 23:22	<1.0 ug/L	1.0 ug/L
34488	Trichlorofluoromethane	BP	N	8260B	07/05/2010 23:22	<2.0 ug/L	2.0 ug/L
39180	Trichloroethene	BP	N	8260B	07/05/2010 23:22	<1.0 ug/L	1.0 ug/L
77057	Vinyl acetate	BP	N	8260B	07/05/2010 23:22	<3.0 ug/L	3.0 ug/L
81551	Xylenes (total)	BP	N	8260B	07/05/2010 23:22	<2.0 ug/L	2.0 ug/L
39175	Vinyl chloride	BP	N	8260B	07/05/2010 23:22	<1.0 ug/L	1.0 ug/L
34010	Toluene	BP	N	8260B	07/05/2010 23:22	<1.0 ug/L	1.0 ug/L
34546	trans-1,2-Dichloroethene	BP	N	8260B	07/05/2010 23:22	<1.0 ug/L	1.0 ug/L
49263	trans-1,4-Dichloro-2-butene	BP	N	8260B	07/05/2010 23:22	<3.0 ug/L	3.0 ug/L
34699	trans-1,3-Dichloropropene	BP	N	8260B	07/05/2010 23:22	<3.0 ug/L	3.0 ug/L
34531	1,2-Dichloroethane	BP	N	8260B	07/05/2010 23:22	<1.0 ug/L	1.0 ug/L
34536	1,2-Dichlorobenzene	BP	N	8260B	07/05/2010 23:22	<1.0 ug/L	1.0 ug/L
34541	1,2-Dichloropropane	BP	N	8260B	07/05/2010 23:22	<1.0 ug/L	1.0 ug/L
77103	2-Hexanone	BP	N	8260B	07/05/2010 23:22	<5.0 ug/L	5.0 ug/L
81595	2-Butanone (MEK)	BP	N	8260B	07/05/2010 23:22	<6.0 ug/L	6.0 ug/L
34571	1,4-Dichlorobenzene	BP	N	8260B	07/05/2010 23:22	<1.0 ug/L	1.0 ug/L
34506	1,1,1-Trichloroethane	BP	N	8260B	07/05/2010 23:22	<1.0 ug/L	1.0 ug/L
77562	1,1,1,2-Tetrachloroethane	BP	N	8260B	07/05/2010 23:22	<1.0 ug/L	1.0 ug/L
34496	1,1-Dichloroethane	BP	N	8260B	07/05/2010 23:22	<1.0 ug/L	1.0 ug/L
34516	1,1,2,2-Tetrachloroethane	BP	N	8260B	07/05/2010 23:22	<1.0 ug/L	1.0 ug/L
77443	1,2,3-Trichloropropane	BP	N	8260B	07/05/2010 23:22	<2.5 ug/L	2.5 ug/L
34501	1,1-Dichloroethene	BP	N	8260B	07/05/2010 23:22	<1.0 ug/L	1.0 ug/L
34511	1,1,2-Trichloroethane	BP	N	8260B	07/05/2010 23:22	<1.0 ug/L	1.0 ug/L
77041	Carbon disulfide	BP	N	8260B	07/05/2010 23:22	<2.0 ug/L	2.0 ug/L
34413	Bromomethane	BP	N	8260B	07/05/2010 23:22	<2.0 ug/L	2.0 ug/L
32104	Bromoform	BP	N	8260B	07/05/2010 23:22	<1.0 ug/L	1.0 ug/L
32102	Carbon tetrachloride	BP	N	8260B	07/05/2010 23:22	<1.0 ug/L	1.0 ug/L
32106	Chloroform	BP	N	8260B	07/05/2010 23:22	<1.0 ug/L	1.0 ug/L
34311	Chloroethane	BP	N	8260B	07/05/2010 23:22	<2.0 ug/L	2.0 ug/L
34301	Chlorobenzene	BP	N	8260B	07/05/2010 23:22	<1.0 ug/L	1.0 ug/L

* Attach Laboratory Reports

PART III ANALYTICAL RESULTS

Facility GMS#:

Sample Date/Time: 06/24/2010 11:45AM

Test Site ID #: 19339

Report Period: 2010 / 2
Year / Qtr

Well Name: MW-3A

Well Purged (Y/N): Y

Classification of Groundwater: G-II

Well Type:
( ) Background
( ) Detection
(X) Compliance
( ) Other

Groundwater Elevation (NGVD):

or (MSL): 53.57

Storet Code	Parameter Monitored	Sampling Method	Field Filtered (Y/N)	Analysis Method	Analysis Date/Time	* Analysis Result/Units	Detection Limit/Units
81552	Acetone	BP	N	8260B	07/05/2010 23:22	<10 ug/L	10 ug/L
81596	4-Methyl-2-pentanone (MIBK)	BP	N	8260B	07/05/2010 23:22	<5.0 ug/L	5.0 ug/L
34215	Acrylonitrile	BP	N	8260B	07/05/2010 23:22	<20 ug/L	20 ug/L
32101	Bromodichloromethane	BP	N	8260B	07/05/2010 23:22	<1.0 ug/L	1.0 ug/L
73085	Bromochloromethane	BP	N	8260B	07/05/2010 23:22	<1.0 ug/L	1.0 ug/L
78124	Benzene	BP	N	8260B	07/05/2010 23:22	<1.0 ug/L	1.0 ug/L
00010	Field Temperature	BP	N	Field Sampling	06/24/2010 11:45	27.5 Degrees C	-
82078	Field Turbidity	BP	N	Field Sampling	06/24/2010 11:45	2.19 NTU	-
082545	Groundwater Elevation	BP	N	Field Sampling	06/24/2010 11:45	53.57 ft/msl	-
000094	Field Conductivity	BP	N	Field Sampling	06/24/2010 11:45	77 umhos/cm	-
000299	Field Dissolved Oxygen	BP	N	Field Sampling	06/24/2010 11:45	1.6 mg/L	-
000406	Field pH	BP	N	Field Sampling	06/24/2010 11:45	6.07 SU	-
00080	Color	BP	N	SM 2120B	06/25/2010 15:45	<5.0 PCU	5.0 PCU
70300	Total Dissolved Solids	BP	N	SM 2540C	06/30/2010 08:17	81 mg/L	10 mg/L

* Attach Laboratory Reports

PART III ANALYTICAL RESULTS

Facility GMS#:

Sample Date/Time: 06/24/2010 10:08AM

Test Site ID #: 19340

Report Period: 2010 / 2
Year / Qtr

Well Name: MW-3B

Well Purged (Y/N): Y

Classification of Groundwater: G-II

Well Type:
( ) Background
( ) Detection
(X) Compliance
( ) Other

Groundwater Elevation (NGVD):

or (MSL): 53.58

Storet Code	Parameter Monitored	Sampling Method	Field Filtered (Y/N)	Analysis Method	Analysis Date/Time	* Analysis Result/Units	Detection Limit/Units
00620	Nitrate as N	BP	N	300.0	06/25/2010 17:34	1.9 mg/L	0.50 mg/L
00940	Chloride	BP	N	300.0	06/25/2010 17:34	3.5 mg/L	3.0 mg/L
000610	Ammonia as N	BP	N	350.1	07/01/2010 15:58	0.038 mg/L	0.10 mg/L
38437	1,2-Dibromo-3-Chloropropane	BP	N	504.1	07/03/2010 16:26	<0.019 ug/L	0.019 ug/L
77651	1,2-Dibromoethane	BP	N	504.1	07/03/2010 16:26	<0.019 ug/L	0.019 ug/L
001087	Vanadium	BP	N	6010B	06/30/2010 16:04	3.3 ug/L	10 ug/L
000929	Sodium	BP	N	6010B	06/30/2010 16:04	2.3 mg/L	1.0 mg/L
001092	Zinc	BP	N	6010B	06/30/2010 16:04	5.2 ug/L	20 ug/L
001055	Manganese	BP	N	6010B	06/30/2010 16:04	11 ug/L	10 ug/L
001105	Aluminum	BP	N	6010B	06/30/2010 16:04	690 ug/L	100 ug/L
001007	Barium	BP	N	6010B	06/30/2010 16:04	62 ug/L	10 ug/L
001042	Copper	BP	N	6010B	06/30/2010 16:04	0.43 ug/L	15 ug/L
001027	Cadmium	BP	N	6010B	06/30/2010 16:04	<5.0 ug/L	5.0 ug/L
001037	Cobalt	BP	N	6010B	06/30/2010 16:04	<10 ug/L	10 ug/L
001034	Chromium	BP	N	6010B	06/30/2010 16:04	2.7 ug/L	10 ug/L
001147	Selenium	BP	N	6010B	06/30/2010 16:04	<15 ug/L	15 ug/L
001077	Silver	BP	N	6010B	06/30/2010 16:04	<10 ug/L	10 ug/L
001067	Nickel	BP	N	6010B	06/30/2010 16:04	<40 ug/L	40 ug/L
001045	Iron	BP	N	6010B	06/30/2010 16:04	470 ug/L	100 ug/L
001051	Lead	BP	N	6010B	06/30/2010 16:04	<9.0 ug/L	9.0 ug/L
001012	Beryllium	BP	N	6020	07/07/2010 03:42	<1.0 ug/L	1.0 ug/L
001059	Thallium	BP	N	6020	07/07/2010 03:42	0.085 ug/L	1.0 ug/L
001097	Antimony	BP	N	6020	07/07/2010 03:42	<2.0 ug/L	2.0 ug/L
001002	Arsenic	BP	N	6020	07/07/2010 03:42	0.49 ug/L	5.0 ug/L
71900	Mercury	BP	N	7470A	06/28/2010 20:27	<0.20 ug/L	0.20 ug/L
34546	trans-1,2-Dichloroethene	BP	N	8260B	07/05/2010 23:45	<1.0 ug/L	1.0 ug/L
34010	Toluene	BP	N	8260B	07/05/2010 23:45	<1.0 ug/L	1.0 ug/L
34536	1,2-Dichlorobenzene	BP	N	8260B	07/05/2010 23:45	<1.0 ug/L	1.0 ug/L
39180	Trichloroethene	BP	N	8260B	07/05/2010 23:45	<1.0 ug/L	1.0 ug/L
49263	trans-1,4-Dichloro-2-butene	BP	N	8260B	07/05/2010 23:45	<3.0 ug/L	3.0 ug/L
34699	trans-1,3-Dichloropropene	BP	N	8260B	07/05/2010 23:45	<3.0 ug/L	3.0 ug/L
34423	Methylene Chloride	BP	N	8260B	07/05/2010 23:45	<2.0 ug/L	2.0 ug/L

* Attach Laboratory Reports

PART III ANALYTICAL RESULTS

Facility GMS#:

Sample Date/Time: 06/24/2010 10:08AM

Test Site ID #: 19340

Report Period: 2010 / 2
Year / Qtr

Well Name: MW-3B

Well Purged (Y/N): Y

Classification of Groundwater: G-II

Well Type:
( ) Background
( ) Detection
(X) Compliance
( ) Other

Groundwater Elevation (NGVD):

or (MSL): 53.58

Storet Code	Parameter Monitored	Sampling Method	Field Filtered (Y/N)	Analysis Method	Analysis Date/Time	* Analysis Result/Units	Detection Limit/Units
77424	Iodomethane	BP	N	8260B	07/05/2010 23:45	<1.0 ug/L	1.0 ug/L
34371	Ethylbenzene	BP	N	8260B	07/05/2010 23:45	<1.0 ug/L	1.0 ug/L
34475	Tetrachloroethene	BP	N	8260B	07/05/2010 23:45	<1.0 ug/L	1.0 ug/L
77128	Styrene	BP	N	8260B	07/05/2010 23:45	<1.0 ug/L	1.0 ug/L
34516	1,1,2,2-Tetrachloroethane	BP	N	8260B	07/05/2010 23:45	<1.0 ug/L	1.0 ug/L
34511	1,1,2-Trichloroethane	BP	N	8260B	07/05/2010 23:45	<1.0 ug/L	1.0 ug/L
34496	1,1-Dichloroethane	BP	N	8260B	07/05/2010 23:45	<1.0 ug/L	1.0 ug/L
73085	Bromochloromethane	BP	N	8260B	07/05/2010 23:45	<1.0 ug/L	1.0 ug/L
77562	1,1,1,2-Tetrachloroethane	BP	N	8260B	07/05/2010 23:45	<1.0 ug/L	1.0 ug/L
34506	1,1,1-Trichloroethane	BP	N	8260B	07/05/2010 23:45	<1.0 ug/L	1.0 ug/L
39175	Vinyl chloride	BP	N	8260B	07/05/2010 23:45	<1.0 ug/L	1.0 ug/L
77057	Vinyl acetate	BP	N	8260B	07/05/2010 23:45	<3.0 ug/L	3.0 ug/L
34488	Trichlorofluoromethane	BP	N	8260B	07/05/2010 23:45	<2.0 ug/L	2.0 ug/L
34501	1,1-Dichloroethene	BP	N	8260B	07/05/2010 23:45	<1.0 ug/L	1.0 ug/L
77443	1,2,3-Trichloropropane	BP	N	8260B	07/05/2010 23:45	<2.5 ug/L	2.5 ug/L
81551	Xylenes (total)	BP	N	8260B	07/05/2010 23:45	<2.0 ug/L	2.0 ug/L
77596	Dibromomethane	BP	N	8260B	07/05/2010 23:45	<1.0 ug/L	1.0 ug/L
34215	Acrylonitrile	BP	N	8260B	07/05/2010 23:45	<20 ug/L	20 ug/L
81552	Acetone	BP	N	8260B	07/05/2010 23:45	<10 ug/L	10 ug/L
81596	4-Methyl-2-pentanone (MIBK)	BP	N	8260B	07/05/2010 23:45	<5.0 ug/L	5.0 ug/L
32101	Bromodichloromethane	BP	N	8260B	07/05/2010 23:45	<1.0 ug/L	1.0 ug/L
78124	Benzene	BP	N	8260B	07/05/2010 23:45	<1.0 ug/L	1.0 ug/L
34571	1,4-Dichlorobenzene	BP	N	8260B	07/05/2010 23:45	<1.0 ug/L	1.0 ug/L
34541	1,2-Dichloropropane	BP	N	8260B	07/05/2010 23:45	<1.0 ug/L	1.0 ug/L
34531	1,2-Dichloroethane	BP	N	8260B	07/05/2010 23:45	<1.0 ug/L	1.0 ug/L
77103	2-Hexanone	BP	N	8260B	07/05/2010 23:45	<5.0 ug/L	5.0 ug/L
81595	2-Butanone (MEK)	BP	N	8260B	07/05/2010 23:45	<6.0 ug/L	6.0 ug/L
77093	cis-1,2-Dichloroethene	BP	N	8260B	07/05/2010 23:45	<1.0 ug/L	1.0 ug/L
34418	Chloromethane	BP	N	8260B	07/05/2010 23:45	<2.0 ug/L	2.0 ug/L
32106	Chloroform	BP	N	8260B	07/05/2010 23:45	<1.0 ug/L	1.0 ug/L
32105	Dibromochloromethane	BP	N	8260B	07/05/2010 23:45	<1.0 ug/L	1.0 ug/L
34704	cis-1,3-Dichloropropene	BP	N	8260B	07/05/2010 23:45	<1.0 ug/L	1.0 ug/L

* Attach Laboratory Reports

PART III ANALYTICAL RESULTS

Facility GMS#:

Sample Date/Time: 06/24/2010 10:08AM

Test Site ID #: 19340

Report Period: 2010 / 2
Year / Qtr

Well Name: MW-3B

Well Purged (Y/N): Y

Classification of Groundwater: G-II

Well Type:
( ) Background
( ) Detection
(X) Compliance
( ) Other

Groundwater Elevation (NGVD):

or (MSL): 53.58

Storet Code	Parameter Monitored	Sampling Method	Field Filtered (Y/N)	Analysis Method	Analysis Date/Time	* Analysis Result/Units	Detection Limit/Units
77041	Carbon disulfide	BP	N	8260B	07/05/2010 23:45	<2.0 ug/L	2.0 ug/L
34413	Bromomethane	BP	N	8260B	07/05/2010 23:45	<2.0 ug/L	2.0 ug/L
32104	Bromoform	BP	N	8260B	07/05/2010 23:45	<1.0 ug/L	1.0 ug/L
34311	Chloroethane	BP	N	8260B	07/05/2010 23:45	<2.0 ug/L	2.0 ug/L
34301	Chlorobenzene	BP	N	8260B	07/05/2010 23:45	<1.0 ug/L	1.0 ug/L
32102	Carbon tetrachloride	BP	N	8260B	07/05/2010 23:45	<1.0 ug/L	1.0 ug/L
082545	Groundwater Elevation	BP	N	Field Sampling	06/24/2010 10:08	53.58 ft/msl	-
82078	Field Turbidity	BP	N	Field Sampling	06/24/2010 10:08	7.88 NTU	-
00010	Field Temperature	BP	N	Field Sampling	06/24/2010 10:08	25.1 Degrees C	-
000094	Field Conductivity	BP	N	Field Sampling	06/24/2010 10:08	165 umhos/cm	-
000299	Field Dissolved Oxygen	BP	N	Field Sampling	06/24/2010 10:08	1.9 mg/L	-
000406	Field pH	BP	N	Field Sampling	06/24/2010 10:08	7.28 SU	-
00080	Color	BP	N	SM 2120B	06/25/2010 15:45	<5.0 PCU	5.0 PCU
70300	Total Dissolved Solids	BP	N	SM 2540C	06/30/2010 08:17	110 mg/L	10 mg/L

* Attach Laboratory Reports

PART III ANALYTICAL RESULTS

Facility GMS#:

Sample Date/Time: 06/24/2010 10:14AM

Test Site ID #: 19341

Report Period: 2010 / 2
Year / Qtr

Well Name: MW-4A

Well Purged (Y/N): Y

Classification of Groundwater: G-II

Well Type:
( ) Background
( ) Detection
(X) Compliance
( ) Other

Groundwater Elevation (NGVD):

or (MSL): 54.56

Storet Code	Parameter Monitored	Sampling Method	Field Filtered (Y/N)	Analysis Method	Analysis Date/Time	* Analysis Result/Units	Detection Limit/Units
00620	Nitrate as N	BP	N	300.0	06/25/2010 17:51	2.0 mg/L	0.50 mg/L
00940	Chloride	BP	N	300.0	06/25/2010 17:51	2.0 mg/L	3.0 mg/L
000610	Ammonia as N	BP	N	350.1	07/01/2010 16:02	<0.10 mg/L	0.10 mg/L
38437	1,2-Dibromo-3-Chloropropane	BP	N	504.1	07/03/2010 16:45	<0.019 ug/L	0.019 ug/L
77651	1,2-Dibromoethane	BP	N	504.1	07/03/2010 16:45	<0.019 ug/L	0.019 ug/L
001087	Vanadium	BP	N	6010B	06/30/2010 16:06	<10 ug/L	10 ug/L
000929	Sodium	BP	N	6010B	06/30/2010 16:06	1.4 mg/L	1.0 mg/L
001077	Silver	BP	N	6010B	06/30/2010 16:06	<10 ug/L	10 ug/L
001055	Manganese	BP	N	6010B	06/30/2010 16:06	26 ug/L	10 ug/L
001105	Aluminum	BP	N	6010B	06/30/2010 16:06	140 ug/L	100 ug/L
001092	Zinc	BP	N	6010B	06/30/2010 16:06	180 ug/L	20 ug/L
001147	Selenium	BP	N	6010B	06/30/2010 16:06	<15 ug/L	15 ug/L
001042	Copper	BP	N	6010B	06/30/2010 16:06	0.23 ug/L	15 ug/L
001045	Iron	BP	N	6010B	06/30/2010 16:06	82 ug/L	100 ug/L
001034	Chromium	BP	N	6010B	06/30/2010 16:06	0.72 ug/L	10 ug/L
001037	Cobalt	BP	N	6010B	06/30/2010 16:06	<10 ug/L	10 ug/L
001027	Cadmium	BP	N	6010B	06/30/2010 16:06	<5.0 ug/L	5.0 ug/L
001007	Barium	BP	N	6010B	06/30/2010 16:06	22 ug/L	10 ug/L
001051	Lead	BP	N	6010B	06/30/2010 16:06	<9.0 ug/L	9.0 ug/L
001067	Nickel	BP	N	6010B	06/30/2010 16:06	3.1 ug/L	40 ug/L
001097	Antimony	BP	N	6020	07/07/2010 03:45	0.12 ug/L	2.0 ug/L
001012	Beryllium	BP	N	6020	07/07/2010 03:45	0.083 ug/L	1.0 ug/L
001059	Thallium	BP	N	6020	07/07/2010 03:45	<1.0 ug/L	1.0 ug/L
001002	Arsenic	BP	N	6020	07/07/2010 03:45	0.22 ug/L	5.0 ug/L
71900	Mercury	BP	N	7470A	06/28/2010 20:29	<0.20 ug/L	0.20 ug/L
32105	Dibromochloromethane	BP	N	8260B	07/06/2010 00:08	<1.0 ug/L	1.0 ug/L
77596	Dibromomethane	BP	N	8260B	07/06/2010 00:08	<1.0 ug/L	1.0 ug/L
34371	Ethylbenzene	BP	N	8260B	07/06/2010 00:08	<1.0 ug/L	1.0 ug/L
34311	Chloroethane	BP	N	8260B	07/06/2010 00:08	<2.0 ug/L	2.0 ug/L
77093	cis-1,2-Dichloroethene	BP	N	8260B	07/06/2010 00:08	<1.0 ug/L	1.0 ug/L
32106	Chloroform	BP	N	8260B	07/06/2010 00:08	<1.0 ug/L	1.0 ug/L
34704	cis-1,3-Dichloropropene	BP	N	8260B	07/06/2010 00:08	<1.0 ug/L	1.0 ug/L

* Attach Laboratory Reports

PART III ANALYTICAL RESULTS

Facility GMS#:

Sample Date/Time: 06/24/2010 10:14AM

Test Site ID #: 19341

Report Period: 2010 / 2
Year / Qtr

Well Name: MW-4A

Well Purged (Y/N): Y

Classification of Groundwater: G-II

Well Type:
( ) Background
( ) Detection
(X) Compliance
( ) Other

Groundwater Elevation (NGVD):

or (MSL): 54.56

Storet Code	Parameter Monitored	Sampling Method	Field Filtered (Y/N)	Analysis Method	Analysis Date/Time	* Analysis Result/Units	Detection Limit/Units
34418	Chloromethane	BP	N	8260B	07/06/2010 00:08	<2.0 ug/L	2.0 ug/L
81551	Xylenes (total)	BP	N	8260B	07/06/2010 00:08	<2.0 ug/L	2.0 ug/L
34010	Toluene	BP	N	8260B	07/06/2010 00:08	<1.0 ug/L	1.0 ug/L
34699	trans-1,3-Dichloropropene	BP	N	8260B	07/06/2010 00:08	<3.0 ug/L	3.0 ug/L
34546	trans-1,2-Dichloroethene	BP	N	8260B	07/06/2010 00:08	<1.0 ug/L	1.0 ug/L
39175	Vinyl chloride	BP	N	8260B	07/06/2010 00:08	<1.0 ug/L	1.0 ug/L
34423	Methylene Chloride	BP	N	8260B	07/06/2010 00:08	<2.0 ug/L	2.0 ug/L
77424	Iodomethane	BP	N	8260B	07/06/2010 00:08	<1.0 ug/L	1.0 ug/L
77128	Styrene	BP	N	8260B	07/06/2010 00:08	<1.0 ug/L	1.0 ug/L
77057	Vinyl acetate	BP	N	8260B	07/06/2010 00:08	<3.0 ug/L	3.0 ug/L
34475	Tetrachloroethene	BP	N	8260B	07/06/2010 00:08	<1.0 ug/L	1.0 ug/L
77443	1,2,3-Trichloropropane	BP	N	8260B	07/06/2010 00:08	<2.5 ug/L	2.5 ug/L
34501	1,1-Dichloroethene	BP	N	8260B	07/06/2010 00:08	<1.0 ug/L	1.0 ug/L
34496	1,1-Dichloroethane	BP	N	8260B	07/06/2010 00:08	<1.0 ug/L	1.0 ug/L
34536	1,2-Dichlorobenzene	BP	N	8260B	07/06/2010 00:08	<1.0 ug/L	1.0 ug/L
34541	1,2-Dichloropropane	BP	N	8260B	07/06/2010 00:08	<1.0 ug/L	1.0 ug/L
34531	1,2-Dichloroethane	BP	N	8260B	07/06/2010 00:08	<1.0 ug/L	1.0 ug/L
34488	Trichlorofluoromethane	BP	N	8260B	07/06/2010 00:08	<2.0 ug/L	2.0 ug/L
39180	Trichloroethene	BP	N	8260B	07/06/2010 00:08	<1.0 ug/L	1.0 ug/L
49263	trans-1,4-Dichloro-2-butene	BP	N	8260B	07/06/2010 00:08	<3.0 ug/L	3.0 ug/L
77562	1,1,1,2-Tetrachloroethane	BP	N	8260B	07/06/2010 00:08	<1.0 ug/L	1.0 ug/L
34511	1,1,2-Trichloroethane	BP	N	8260B	07/06/2010 00:08	<1.0 ug/L	1.0 ug/L
34516	1,1,2,2-Tetrachloroethane	BP	N	8260B	07/06/2010 00:08	<1.0 ug/L	1.0 ug/L
34506	1,1,1-Trichloroethane	BP	N	8260B	07/06/2010 00:08	<1.0 ug/L	1.0 ug/L
34571	1,4-Dichlorobenzene	BP	N	8260B	07/06/2010 00:08	<1.0 ug/L	1.0 ug/L
32104	Bromoform	BP	N	8260B	07/06/2010 00:08	<1.0 ug/L	1.0 ug/L
32101	Bromodichloromethane	BP	N	8260B	07/06/2010 00:08	<1.0 ug/L	1.0 ug/L
73085	Bromochloromethane	BP	N	8260B	07/06/2010 00:08	<1.0 ug/L	1.0 ug/L
34413	Bromomethane	BP	N	8260B	07/06/2010 00:08	<2.0 ug/L	2.0 ug/L
34301	Chlorobenzene	BP	N	8260B	07/06/2010 00:08	<1.0 ug/L	1.0 ug/L
32102	Carbon tetrachloride	BP	N	8260B	07/06/2010 00:08	<1.0 ug/L	1.0 ug/L
77041	Carbon disulfide	BP	N	8260B	07/06/2010 00:08	<2.0 ug/L	2.0 ug/L

* Attach Laboratory Reports

PART III ANALYTICAL RESULTS

Facility GMS#:

Test Site ID #: 19341

Sample Date/Time: 06/24/2010 10:14AM

Report Period: 2010 / 2
Year / Qtr

Well Name: MW-4A

Classification of Groundwater: G-II

Groundwater Elevation (NGVD):

or (MSL): 54.56

Well Purged (Y/N): Y

Well Type:
( ) Background
( ) Detection
(X) Compliance
( ) Other

Storet Code	Parameter Monitored	Sampling Method	Field Filtered (Y/N)	Analysis Method	Analysis Date/Time	* Analysis Result/Units	Detection Limit/Units
77103	2-Hexanone	BP	N	8260B	07/06/2010 00:08	<5.0 ug/L	5.0 ug/L
81595	2-Butanone (MEK)	BP	N	8260B	07/06/2010 00:08	<6.0 ug/L	6.0 ug/L
81596	4-Methyl-2-pentanone (MIBK)	BP	N	8260B	07/06/2010 00:08	<5.0 ug/L	5.0 ug/L
78124	Benzene	BP	N	8260B	07/06/2010 00:08	<1.0 ug/L	1.0 ug/L
34215	Acrylonitrile	BP	N	8260B	07/06/2010 00:08	<20 ug/L	20 ug/L
81552	Acetone	BP	N	8260B	07/06/2010 00:08	<10 ug/L	10 ug/L
000094	Field Conductivity	BP	N	Field Sampling	06/24/2010 10:14	69 umhos/cm	-
000299	Field Dissolved Oxygen	BP	N	Field Sampling	06/24/2010 10:14	1.3 mg/L	-
000406	Field pH	BP	N	Field Sampling	06/24/2010 10:14	5.10 SU	-
00010	Field Temperature	BP	N	Field Sampling	06/24/2010 10:14	26.5 Degrees C	-
082545	Groundwater Elevation	BP	N	Field Sampling	06/24/2010 10:14	54.56 ft/msl	-
82078	Field Turbidity	BP	N	Field Sampling	06/24/2010 10:14	3.41 NTU	-
00080	Color	BP	N	SM 2120B	06/25/2010 15:45	<5.0 PCU	5.0 PCU
70300	Total Dissolved Solids	BP	N	SM 2540C	06/30/2010 08:17	61 mg/L	10 mg/L

* Attach Laboratory Reports

PART III ANALYTICAL RESULTS

Facility GMS#:

Sample Date/Time: 06/24/2010 09:42AM

Test Site ID #: 19342

Report Period: 2010 / 2
Year / Qtr

Well Name: MW-4B

Well Purged (Y/N): Y

Classification of Groundwater: G-II

Well Type:
( ) Background
( ) Detection
(X) Compliance
( ) Other

Groundwater Elevation (NGVD):

or (MSL): 55.57

Storet Code	Parameter Monitored	Sampling Method	Field Filtered (Y/N)	Analysis Method	Analysis Date/Time	* Analysis Result/Units	Detection Limit/Units
00620	Nitrate as N	BP	N	300.0	06/25/2010 18:09	2.5 mg/L	0.50 mg/L
00940	Chloride	BP	N	300.0	06/25/2010 18:09	2.6 mg/L	3.0 mg/L
000610	Ammonia as N	BP	N	350.1	07/01/2010 16:04	<0.10 mg/L	0.10 mg/L
77651	1,2-Dibromoethane	BP	N	504.1	07/03/2010 17:05	<0.019 ug/L	0.019 ug/L
38437	1,2-Dibromo-3-Chloropropane	BP	N	504.1	07/03/2010 17:05	<0.019 ug/L	0.019 ug/L
001051	Lead	BP	N	6010B	06/30/2010 16:09	<9.0 ug/L	9.0 ug/L
001007	Barium	BP	N	6010B	06/30/2010 16:09	18 ug/L	10 ug/L
000929	Sodium	BP	N	6010B	06/30/2010 16:09	1.2 mg/L	1.0 mg/L
001067	Nickel	BP	N	6010B	06/30/2010 16:09	2.7 ug/L	40 ug/L
001045	Iron	BP	N	6010B	06/30/2010 16:09	300 ug/L	100 ug/L
001034	Chromium	BP	N	6010B	06/30/2010 16:09	1.7 ug/L	10 ug/L
001147	Selenium	BP	N	6010B	06/30/2010 16:09	<15 ug/L	15 ug/L
001077	Silver	BP	N	6010B	06/30/2010 16:09	<10 ug/L	10 ug/L
001042	Copper	BP	N	6010B	06/30/2010 16:09	0.69 ug/L	15 ug/L
001037	Cobalt	BP	N	6010B	06/30/2010 16:09	<10 ug/L	10 ug/L
001055	Manganese	BP	N	6010B	06/30/2010 16:09	14 ug/L	10 ug/L
001105	Aluminum	BP	N	6010B	06/30/2010 16:09	540 ug/L	100 ug/L
001027	Cadmium	BP	N	6010B	06/30/2010 16:09	<5.0 ug/L	5.0 ug/L
001087	Vanadium	BP	N	6010B	06/30/2010 16:09	<10 ug/L	10 ug/L
001092	Zinc	BP	N	6010B	06/30/2010 16:09	6.9 ug/L	20 ug/L
001059	Thallium	BP	N	6020	07/07/2010 03:48	<1.0 ug/L	1.0 ug/L
001012	Beryllium	BP	N	6020	07/07/2010 03:48	<1.0 ug/L	1.0 ug/L
001097	Antimony	BP	N	6020	07/07/2010 03:48	0.10 ug/L	2.0 ug/L
001002	Arsenic	BP	N	6020	07/07/2010 03:48	0.31 ug/L	5.0 ug/L
71900	Mercury	BP	N	7470A	06/28/2010 20:32	<0.20 ug/L	0.20 ug/L
32105	Dibromochloromethane	BP	N	8260B	07/06/2010 00:31	<1.0 ug/L	1.0 ug/L
34704	cis-1,3-Dichloropropene	BP	N	8260B	07/06/2010 00:31	<1.0 ug/L	1.0 ug/L
77093	cis-1,2-Dichloroethene	BP	N	8260B	07/06/2010 00:31	<1.0 ug/L	1.0 ug/L
32104	Bromoform	BP	N	8260B	07/06/2010 00:31	<1.0 ug/L	1.0 ug/L
34413	Bromomethane	BP	N	8260B	07/06/2010 00:31	<2.0 ug/L	2.0 ug/L
32101	Bromodichloromethane	BP	N	8260B	07/06/2010 00:31	<1.0 ug/L	1.0 ug/L
78124	Benzene	BP	N	8260B	07/06/2010 00:31	<1.0 ug/L	1.0 ug/L

* Attach Laboratory Reports

PART III ANALYTICAL RESULTS

Facility GMS#:

Test Site ID #: 19342

Sample Date/Time: 06/24/2010 09:42AM

Report Period: 2010 / 2
Year / Qtr

Well Name: MW-4B

Classification of Groundwater: G-II

Groundwater Elevation (NGVD):

or (MSL): 55.57

Well Purged (Y/N): Y

Well Type:
( ) Background
( ) Detection
(X) Compliance
( ) Other

Storet Code	Parameter Monitored	Sampling Method	Field Filtered (Y/N)	Analysis Method	Analysis Date/Time	* Analysis Result/Units	Detection Limit/Units
73085	Bromochloromethane	BP	N	8260B	07/06/2010 00:31	<1.0 ug/L	1.0 ug/L
77041	Carbon disulfide	BP	N	8260B	07/06/2010 00:31	<2.0 ug/L	2.0 ug/L
32106	Chloroform	BP	N	8260B	07/06/2010 00:31	<1.0 ug/L	1.0 ug/L
34418	Chloromethane	BP	N	8260B	07/06/2010 00:31	<2.0 ug/L	2.0 ug/L
34311	Chloroethane	BP	N	8260B	07/06/2010 00:31	<2.0 ug/L	2.0 ug/L
32102	Carbon tetrachloride	BP	N	8260B	07/06/2010 00:31	<1.0 ug/L	1.0 ug/L
34301	Chlorobenzene	BP	N	8260B	07/06/2010 00:31	<1.0 ug/L	1.0 ug/L
34010	Toluene	BP	N	8260B	07/06/2010 00:31	<1.0 ug/L	1.0 ug/L
34475	Tetrachloroethene	BP	N	8260B	07/06/2010 00:31	<1.0 ug/L	1.0 ug/L
34546	trans-1,2-Dichloroethene	BP	N	8260B	07/06/2010 00:31	<1.0 ug/L	1.0 ug/L
39180	Trichloroethene	BP	N	8260B	07/06/2010 00:31	<1.0 ug/L	1.0 ug/L
49263	trans-1,4-Dichloro-2-butene	BP	N	8260B	07/06/2010 00:31	<3.0 ug/L	3.0 ug/L
34699	trans-1,3-Dichloropropene	BP	N	8260B	07/06/2010 00:31	<3.0 ug/L	3.0 ug/L
34371	Ethylbenzene	BP	N	8260B	07/06/2010 00:31	<1.0 ug/L	1.0 ug/L
77596	Dibromomethane	BP	N	8260B	07/06/2010 00:31	<1.0 ug/L	1.0 ug/L
34488	Trichlorofluoromethane	BP	N	8260B	07/06/2010 00:31	<2.0 ug/L	2.0 ug/L
77128	Styrene	BP	N	8260B	07/06/2010 00:31	<1.0 ug/L	1.0 ug/L
34423	Methylene Chloride	BP	N	8260B	07/06/2010 00:31	<2.0 ug/L	2.0 ug/L
77424	Iodomethane	BP	N	8260B	07/06/2010 00:31	<1.0 ug/L	1.0 ug/L
77057	Vinyl acetate	BP	N	8260B	07/06/2010 00:31	<3.0 ug/L	3.0 ug/L
34511	1,1,2-Trichloroethane	BP	N	8260B	07/06/2010 00:31	<1.0 ug/L	1.0 ug/L
34516	1,1,2,2-Tetrachloroethane	BP	N	8260B	07/06/2010 00:31	<1.0 ug/L	1.0 ug/L
34496	1,1-Dichloroethane	BP	N	8260B	07/06/2010 00:31	<1.0 ug/L	1.0 ug/L
77443	1,2,3-Trichloropropane	BP	N	8260B	07/06/2010 00:31	<2.5 ug/L	2.5 ug/L
34501	1,1-Dichloroethene	BP	N	8260B	07/06/2010 00:31	<1.0 ug/L	1.0 ug/L
81551	Xylenes (total)	BP	N	8260B	07/06/2010 00:31	<2.0 ug/L	2.0 ug/L
34215	Acrylonitrile	BP	N	8260B	07/06/2010 00:31	<20 ug/L	20 ug/L
39175	Vinyl chloride	BP	N	8260B	07/06/2010 00:31	<1.0 ug/L	1.0 ug/L
34506	1,1,1-Trichloroethane	BP	N	8260B	07/06/2010 00:31	<1.0 ug/L	1.0 ug/L
77562	1,1,1,2-Tetrachloroethane	BP	N	8260B	07/06/2010 00:31	<1.0 ug/L	1.0 ug/L
77103	2-Hexanone	BP	N	8260B	07/06/2010 00:31	<5.0 ug/L	5.0 ug/L
81595	2-Butanone (MEK)	BP	N	8260B	07/06/2010 00:31	<6.0 ug/L	6.0 ug/L

* Attach Laboratory Reports

PART III ANALYTICAL RESULTS

Facility GMS#:

Sample Date/Time: 06/24/2010 09:42AM

Test Site ID #: 19342

Report Period: 2010 / 2
Year / Qtr

Well Name: MW-4B

Well Purged (Y/N): Y

Classification of Groundwater: G-II

Well Type:
( ) Background
( ) Detection
(X) Compliance
( ) Other

Groundwater Elevation (NGVD):

or (MSL): 55.57

Storet Code	Parameter Monitored	Sampling Method	Field Filtered (Y/N)	Analysis Method	Analysis Date/Time	* Analysis Result/Units	Detection Limit/Units
81552	Acetone	BP	N	8260B	07/06/2010 00:31	<10 ug/L	10 ug/L
81596	4-Methyl-2-pentanone (MIBK)	BP	N	8260B	07/06/2010 00:31	<5.0 ug/L	5.0 ug/L
34531	1,2-Dichloroethane	BP	N	8260B	07/06/2010 00:31	<1.0 ug/L	1.0 ug/L
34536	1,2-Dichlorobenzene	BP	N	8260B	07/06/2010 00:31	<1.0 ug/L	1.0 ug/L
34571	1,4-Dichlorobenzene	BP	N	8260B	07/06/2010 00:31	<1.0 ug/L	1.0 ug/L
34541	1,2-Dichloropropane	BP	N	8260B	07/06/2010 00:31	<1.0 ug/L	1.0 ug/L
00010	Field Temperature	BP	N	Field Sampling	06/24/2010 09:42	27.1 Degrees C	-
82078	Field Turbidity	BP	N	Field Sampling	06/24/2010 09:42	10.06 NTU	-
082545	Groundwater Elevation	BP	N	Field Sampling	06/24/2010 09:42	55.57 ft/msl	-
000406	Field pH	BP	N	Field Sampling	06/24/2010 09:42	5.43 SU	-
000299	Field Dissolved Oxygen	BP	N	Field Sampling	06/24/2010 09:42	0.9 mg/L	-
000094	Field Conductivity	BP	N	Field Sampling	06/24/2010 09:42	47 umhos/cm	-
00080	Color	BP	N	SM 2120B	06/25/2010 15:45	<5.0 PCU	5.0 PCU
70300	Total Dissolved Solids	BP	N	SM 2540C	06/30/2010 08:27	53 mg/L	10 mg/L

* Attach Laboratory Reports

PART III ANALYTICAL RESULTS

Facility GMS#: _____

Sample Date/Time: 06/24/2010 09:39AM

Test Site ID #: 19343

Report Period: 2010 / 2
Year / Qtr

Well Name: MW-5A

Well Purged (Y/N): Y

Classification of Groundwater: G-II

Well Type:
( ) Background
( ) Detection
(X) Compliance
( ) Other

Groundwater Elevation (NGVD): _____

or (MSL): 55.36

Storet Code	Parameter Monitored	Sampling Method	Field Filtered (Y/N)	Analysis Method	Analysis Date/Time	* Analysis Result/Units	Detection Limit/Units
00620	Nitrate as N	BP	N	300.0	06/25/2010 19:01	2.8 mg/L	0.50 mg/L
00940	Chloride	BP	N	300.0	06/25/2010 19:01	2.4 mg/L	3.0 mg/L
000610	Ammonia as N	BP	N	350.1	07/02/2010 13:09	<0.10 mg/L	0.10 mg/L
77651	1,2-Dibromoethane	BP	N	504.1	07/03/2010 17:25	<0.019 ug/L	0.019 ug/L
38437	1,2-Dibromo-3-Chloropropane	BP	N	504.1	07/03/2010 17:25	<0.019 ug/L	0.019 ug/L
001034	Chromium	BP	N	6010B	06/30/2010 16:11	1.5 ug/L	10 ug/L
001037	Cobalt	BP	N	6010B	06/30/2010 16:11	0.33 ug/L	10 ug/L
001007	Barium	BP	N	6010B	06/30/2010 16:11	40 ug/L	10 ug/L
001027	Cadmium	BP	N	6010B	06/30/2010 16:11	<5.0 ug/L	5.0 ug/L
001042	Copper	BP	N	6010B	06/30/2010 16:11	0.29 ug/L	15 ug/L
001067	Nickel	BP	N	6010B	06/30/2010 16:11	<40 ug/L	40 ug/L
001147	Selenium	BP	N	6010B	06/30/2010 16:11	<15 ug/L	15 ug/L
001045	Iron	BP	N	6010B	06/30/2010 16:11	40 ug/L	100 ug/L
001051	Lead	BP	N	6010B	06/30/2010 16:11	<9.0 ug/L	9.0 ug/L
001077	Silver	BP	N	6010B	06/30/2010 16:11	<10 ug/L	10 ug/L
001105	Aluminum	BP	N	6010B	06/30/2010 16:11	160 ug/L	100 ug/L
001092	Zinc	BP	N	6010B	06/30/2010 16:11	22 ug/L	20 ug/L
001055	Manganese	BP	N	6010B	06/30/2010 16:11	13 ug/L	10 ug/L
000929	Sodium	BP	N	6010B	06/30/2010 16:11	2.0 mg/L	1.0 mg/L
001087	Vanadium	BP	N	6010B	06/30/2010 16:11	<10 ug/L	10 ug/L
001002	Arsenic	BP	N	6020	07/07/2010 03:51	<5.0 ug/L	5.0 ug/L
001097	Antimony	BP	N	6020	07/07/2010 03:51	<2.0 ug/L	2.0 ug/L
001059	Thallium	BP	N	6020	07/07/2010 03:51	0.036 ug/L	1.0 ug/L
001012	Beryllium	BP	N	6020	07/07/2010 03:51	0.084 ug/L	1.0 ug/L
71900	Mercury	BP	N	7470A	06/28/2010 20:34	<0.20 ug/L	0.20 ug/L
81551	Xylenes (total)	BP	N	8260B	07/06/2010 00:54	<2.0 ug/L	2.0 ug/L
39175	Vinyl chloride	BP	N	8260B	07/06/2010 00:54	<1.0 ug/L	1.0 ug/L
77057	Vinyl acetate	BP	N	8260B	07/06/2010 00:54	<3.0 ug/L	3.0 ug/L
39180	Trichloroethene	BP	N	8260B	07/06/2010 00:54	<1.0 ug/L	1.0 ug/L
34488	Trichlorofluoromethane	BP	N	8260B	07/06/2010 00:54	<2.0 ug/L	2.0 ug/L
34536	1,2-Dichlorobenzene	BP	N	8260B	07/06/2010 00:54	<1.0 ug/L	1.0 ug/L
32106	Chloroform	BP	N	8260B	07/06/2010 00:54	<1.0 ug/L	1.0 ug/L

* Attach Laboratory Reports

PART III ANALYTICAL RESULTS

Facility GMS#:

Sample Date/Time: 06/24/2010 09:39AM

Test Site ID #: 19343

Report Period: 2010 / 2
Year / Qtr

Well Name: MW-5A

Well Purged (Y/N): Y

Classification of Groundwater: G-II

Well Type:
( ) Background
( ) Detection
(X) Compliance
( ) Other

Groundwater Elevation (NGVD):

or (MSL): 55.36

Storet Code	Parameter Monitored	Sampling Method	Field Filtered (Y/N)	Analysis Method	Analysis Date/Time	* Analysis Result/Units	Detection Limit/Units
34311	Chloroethane	BP	N	8260B	07/06/2010 00:54	<2.0 ug/L	2.0 ug/L
34418	Chloromethane	BP	N	8260B	07/06/2010 00:54	<2.0 ug/L	2.0 ug/L
34699	trans-1,3-Dichloropropene	BP	N	8260B	07/06/2010 00:54	<3.0 ug/L	3.0 ug/L
77093	cis-1,2-Dichloroethene	BP	N	8260B	07/06/2010 00:54	<1.0 ug/L	1.0 ug/L
34301	Chlorobenzene	BP	N	8260B	07/06/2010 00:54	<1.0 ug/L	1.0 ug/L
32104	Bromoform	BP	N	8260B	07/06/2010 00:54	<1.0 ug/L	1.0 ug/L
32101	Bromodichloromethane	BP	N	8260B	07/06/2010 00:54	<1.0 ug/L	1.0 ug/L
34413	Bromomethane	BP	N	8260B	07/06/2010 00:54	<2.0 ug/L	2.0 ug/L
32102	Carbon tetrachloride	BP	N	8260B	07/06/2010 00:54	<1.0 ug/L	1.0 ug/L
77041	Carbon disulfide	BP	N	8260B	07/06/2010 00:54	<2.0 ug/L	2.0 ug/L
32105	Dibromochloromethane	BP	N	8260B	07/06/2010 00:54	<1.0 ug/L	1.0 ug/L
34704	cis-1,3-Dichloropropene	BP	N	8260B	07/06/2010 00:54	<1.0 ug/L	1.0 ug/L
34475	Tetrachloroethene	BP	N	8260B	07/06/2010 00:54	<1.0 ug/L	1.0 ug/L
77596	Dibromomethane	BP	N	8260B	07/06/2010 00:54	<1.0 ug/L	1.0 ug/L
34010	Toluene	BP	N	8260B	07/06/2010 00:54	<1.0 ug/L	1.0 ug/L
34546	trans-1,2-Dichloroethene	BP	N	8260B	07/06/2010 00:54	<1.0 ug/L	1.0 ug/L
34423	Methylene Chloride	BP	N	8260B	07/06/2010 00:54	<2.0 ug/L	2.0 ug/L
34371	Ethylbenzene	BP	N	8260B	07/06/2010 00:54	<1.0 ug/L	1.0 ug/L
77424	Iodomethane	BP	N	8260B	07/06/2010 00:54	<1.0 ug/L	1.0 ug/L
49263	trans-1,4-Dichloro-2-butene	BP	N	8260B	07/06/2010 00:54	<3.0 ug/L	3.0 ug/L
77562	1,1,1,2-Tetrachloroethane	BP	N	8260B	07/06/2010 00:54	<1.0 ug/L	1.0 ug/L
34541	1,2-Dichloropropane	BP	N	8260B	07/06/2010 00:54	<1.0 ug/L	1.0 ug/L
34531	1,2-Dichloroethane	BP	N	8260B	07/06/2010 00:54	<1.0 ug/L	1.0 ug/L
77443	1,2,3-Trichloropropane	BP	N	8260B	07/06/2010 00:54	<2.5 ug/L	2.5 ug/L
34516	1,1,2,2-Tetrachloroethane	BP	N	8260B	07/06/2010 00:54	<1.0 ug/L	1.0 ug/L
34506	1,1,1-Trichloroethane	BP	N	8260B	07/06/2010 00:54	<1.0 ug/L	1.0 ug/L
34511	1,1,2-Trichloroethane	BP	N	8260B	07/06/2010 00:54	<1.0 ug/L	1.0 ug/L
34501	1,1-Dichloroethene	BP	N	8260B	07/06/2010 00:54	<1.0 ug/L	1.0 ug/L
34496	1,1-Dichloroethane	BP	N	8260B	07/06/2010 00:54	<1.0 ug/L	1.0 ug/L
81596	4-Methyl-2-pentanone (MIBK)	BP	N	8260B	07/06/2010 00:54	<5.0 ug/L	5.0 ug/L
77128	Styrene	BP	N	8260B	07/06/2010 00:54	<1.0 ug/L	1.0 ug/L
81552	Acetone	BP	N	8260B	07/06/2010 00:54	<10 ug/L	10 ug/L

* Attach Laboratory Reports

PART III ANALYTICAL RESULTS

Facility GMS#:

Sample Date/Time: 06/24/2010 09:39AM

Test Site ID #: 19343

Report Period: 2010 / 2
Year / Qtr

Well Name: MW-5A

Well Purged (Y/N): Y

Classification of Groundwater: G-II

Well Type:
( ) Background
( ) Detection
(X) Compliance
( ) Other

Groundwater Elevation (NGVD):

or (MSL): 55.36

Storet Code	Parameter Monitored	Sampling Method	Field Filtered (Y/N)	Analysis Method	Analysis Date/Time	* Analysis Result/Units	Detection Limit/Units
73085	Bromochloromethane	BP	N	8260B	07/06/2010 00:54	<1.0 ug/L	1.0 ug/L
78124	Benzene	BP	N	8260B	07/06/2010 00:54	<1.0 ug/L	1.0 ug/L
34215	Acrylonitrile	BP	N	8260B	07/06/2010 00:54	<20 ug/L	20 ug/L
34571	1,4-Dichlorobenzene	BP	N	8260B	07/06/2010 00:54	<1.0 ug/L	1.0 ug/L
81595	2-Butanone (MEK)	BP	N	8260B	07/06/2010 00:54	<6.0 ug/L	6.0 ug/L
77103	2-Hexanone	BP	N	8260B	07/06/2010 00:54	<5.0 ug/L	5.0 ug/L
082545	Groundwater Elevation	BP	N	Field Sampling	06/24/2010 09:39	55.36 ft/msl	-
82078	Field Turbidity	BP	N	Field Sampling	06/24/2010 09:39	2.39 NTU	-
000406	Field pH	BP	N	Field Sampling	06/24/2010 09:39	5.06 SU	-
000299	Field Dissolved Oxygen	BP	N	Field Sampling	06/24/2010 09:39	2.2 mg/L	-
000094	Field Conductivity	BP	N	Field Sampling	06/24/2010 09:39	64 umhos/cm	-
00010	Field Temperature	BP	N	Field Sampling	06/24/2010 09:39	26.8 Degrees C	-
00080	Color	BP	N	SM 2120B	06/25/2010 15:45	<5.0 PCU	5.0 PCU
70300	Total Dissolved Solids	BP	N	SM 2540C	06/30/2010 08:27	51 mg/L	10 mg/L

* Attach Laboratory Reports

PART III ANALYTICAL RESULTS

Facility GMS#: _____

Sample Date/Time: 06/24/2010 08:48AM

Test Site ID #: 19344

Report Period: 2010 / 2
Year / Qtr

Well Name: MW-5B

Well Purged (Y/N): Y

Classification of Groundwater: G-II

Well Type:
( ) Background
( ) Detection
(X) Compliance
( ) Other

Groundwater Elevation (NGVD): _____

or (MSL): 53.35

Storet Code	Parameter Monitored	Sampling Method	Field Filtered (Y/N)	Analysis Method	Analysis Date/Time	* Analysis Result/Units	Detection Limit/Units
00620	Nitrate as N	BP	N	300.0	06/25/2010 19:18	1.5 mg/L	0.50 mg/L
00940	Chloride	BP	N	300.0	06/25/2010 19:18	7.4 mg/L	3.0 mg/L
000610	Ammonia as N	BP	N	350.1	07/02/2010 13:13	<0.10 mg/L	0.10 mg/L
77651	1,2-Dibromoethane	BP	N	504.1	07/03/2010 17:45	<0.019 ug/L	0.019 ug/L
38437	1,2-Dibromo-3-Chloropropane	BP	N	504.1	07/03/2010 17:45	<0.019 ug/L	0.019 ug/L
001055	Manganese	BP	N	6010B	06/30/2010 16:13	11 ug/L	10 ug/L
001007	Barium	BP	N	6010B	06/30/2010 16:13	26 ug/L	10 ug/L
001027	Cadmium	BP	N	6010B	06/30/2010 16:13	<5.0 ug/L	5.0 ug/L
001034	Chromium	BP	N	6010B	06/30/2010 16:13	5.1 ug/L	10 ug/L
001067	Nickel	BP	N	6010B	06/30/2010 16:13	2.0 ug/L	40 ug/L
001147	Selenium	BP	N	6010B	06/30/2010 16:13	<15 ug/L	15 ug/L
001077	Silver	BP	N	6010B	06/30/2010 16:13	<10 ug/L	10 ug/L
001051	Lead	BP	N	6010B	06/30/2010 16:13	<9.0 ug/L	9.0 ug/L
001042	Copper	BP	N	6010B	06/30/2010 16:13	1.3 ug/L	15 ug/L
001037	Cobalt	BP	N	6010B	06/30/2010 16:13	<10 ug/L	10 ug/L
001045	Iron	BP	N	6010B	06/30/2010 16:13	950 ug/L	100 ug/L
000929	Sodium	BP	N	6010B	06/30/2010 16:13	4.1 mg/L	1.0 mg/L
001087	Vanadium	BP	N	6010B	06/30/2010 16:13	5.0 ug/L	10 ug/L
001105	Aluminum	BP	N	6010B	06/30/2010 16:13	1600 ug/L	100 ug/L
001092	Zinc	BP	N	6010B	06/30/2010 16:13	8.0 ug/L	20 ug/L
001097	Antimony	BP	N	6020	07/07/2010 03:54	0.17 ug/L	2.0 ug/L
001002	Arsenic	BP	N	6020	07/07/2010 03:54	6.1 ug/L	5.0 ug/L
001012	Beryllium	BP	N	6020	07/07/2010 03:54	<1.0 ug/L	1.0 ug/L
001059	Thallium	BP	N	6020	07/07/2010 03:54	0.22 ug/L	1.0 ug/L
71900	Mercury	BP	N	7470A	06/28/2010 20:36	<0.20 ug/L	0.20 ug/L
34475	Tetrachloroethene	BP	N	8260B	07/06/2010 01:17	<1.0 ug/L	1.0 ug/L
34423	Methylene Chloride	BP	N	8260B	07/06/2010 01:17	<2.0 ug/L	2.0 ug/L
77128	Styrene	BP	N	8260B	07/06/2010 01:17	<1.0 ug/L	1.0 ug/L
77424	Iodomethane	BP	N	8260B	07/06/2010 01:17	<1.0 ug/L	1.0 ug/L
32105	Dibromochloromethane	BP	N	8260B	07/06/2010 01:17	<1.0 ug/L	1.0 ug/L
34371	Ethylbenzene	BP	N	8260B	07/06/2010 01:17	<1.0 ug/L	1.0 ug/L
77596	Dibromomethane	BP	N	8260B	07/06/2010 01:17	<1.0 ug/L	1.0 ug/L

* Attach Laboratory Reports

PART III ANALYTICAL RESULTS

Facility GMS#:

Sample Date/Time: 06/24/2010 08:48AM

Test Site ID #: 19344

Report Period: 2010 / 2
Year / Qtr

Well Name: MW-5B

Well Purged (Y/N): Y

Classification of Groundwater: G-II

Well Type:
( ) Background
( ) Detection
(X) Compliance
( ) Other

Groundwater Elevation (NGVD):

or (MSL): 53.35

Storet Code	Parameter Monitored	Sampling Method	Field Filtered (Y/N)	Analysis Method	Analysis Date/Time	* Analysis Result/Units	Detection Limit/Units
34488	Trichlorofluoromethane	BP	N	8260B	07/06/2010 01:17	<2.0 ug/L	2.0 ug/L
39180	Trichloroethene	BP	N	8260B	07/06/2010 01:17	<1.0 ug/L	1.0 ug/L
77057	Vinyl acetate	BP	N	8260B	07/06/2010 01:17	<3.0 ug/L	3.0 ug/L
81551	Xylenes (total)	BP	N	8260B	07/06/2010 01:17	<2.0 ug/L	2.0 ug/L
39175	Vinyl chloride	BP	N	8260B	07/06/2010 01:17	<1.0 ug/L	1.0 ug/L
34010	Toluene	BP	N	8260B	07/06/2010 01:17	<1.0 ug/L	1.0 ug/L
34546	trans-1,2-Dichloroethene	BP	N	8260B	07/06/2010 01:17	<1.0 ug/L	1.0 ug/L
49263	trans-1,4-Dichloro-2-butene	BP	N	8260B	07/06/2010 01:17	<3.0 ug/L	3.0 ug/L
34699	trans-1,3-Dichloropropene	BP	N	8260B	07/06/2010 01:17	<3.0 ug/L	3.0 ug/L
34704	cis-1,3-Dichloropropene	BP	N	8260B	07/06/2010 01:17	<1.0 ug/L	1.0 ug/L
34541	1,2-Dichloropropane	BP	N	8260B	07/06/2010 01:17	<1.0 ug/L	1.0 ug/L
34531	1,2-Dichloroethane	BP	N	8260B	07/06/2010 01:17	<1.0 ug/L	1.0 ug/L
34571	1,4-Dichlorobenzene	BP	N	8260B	07/06/2010 01:17	<1.0 ug/L	1.0 ug/L
77103	2-Hexanone	BP	N	8260B	07/06/2010 01:17	<5.0 ug/L	5.0 ug/L
81595	2-Butanone (MEK)	BP	N	8260B	07/06/2010 01:17	<6.0 ug/L	6.0 ug/L
34536	1,2-Dichlorobenzene	BP	N	8260B	07/06/2010 01:17	<1.0 ug/L	1.0 ug/L
34516	1,1,2,2-Tetrachloroethane	BP	N	8260B	07/06/2010 01:17	<1.0 ug/L	1.0 ug/L
34506	1,1,1-Trichloroethane	BP	N	8260B	07/06/2010 01:17	<1.0 ug/L	1.0 ug/L
77562	1,1,1,2-Tetrachloroethane	BP	N	8260B	07/06/2010 01:17	<1.0 ug/L	1.0 ug/L
34511	1,1,2-Trichloroethane	BP	N	8260B	07/06/2010 01:17	<1.0 ug/L	1.0 ug/L
77443	1,2,3-Trichloropropane	BP	N	8260B	07/06/2010 01:17	<2.5 ug/L	2.5 ug/L
34501	1,1-Dichloroethene	BP	N	8260B	07/06/2010 01:17	<1.0 ug/L	1.0 ug/L
34496	1,1-Dichloroethane	BP	N	8260B	07/06/2010 01:17	<1.0 ug/L	1.0 ug/L
32101	Bromodichloromethane	BP	N	8260B	07/06/2010 01:17	<1.0 ug/L	1.0 ug/L
32106	Chloroform	BP	N	8260B	07/06/2010 01:17	<1.0 ug/L	1.0 ug/L
34311	Chloroethane	BP	N	8260B	07/06/2010 01:17	<2.0 ug/L	2.0 ug/L
34418	Chloromethane	BP	N	8260B	07/06/2010 01:17	<2.0 ug/L	2.0 ug/L
32104	Bromoform	BP	N	8260B	07/06/2010 01:17	<1.0 ug/L	1.0 ug/L
32102	Carbon tetrachloride	BP	N	8260B	07/06/2010 01:17	<1.0 ug/L	1.0 ug/L
34301	Chlorobenzene	BP	N	8260B	07/06/2010 01:17	<1.0 ug/L	1.0 ug/L
34413	Bromomethane	BP	N	8260B	07/06/2010 01:17	<2.0 ug/L	2.0 ug/L
77041	Carbon disulfide	BP	N	8260B	07/06/2010 01:17	<2.0 ug/L	2.0 ug/L

* Attach Laboratory Reports

PART III ANALYTICAL RESULTS

Facility GMS#:

Sample Date/Time: 06/24/2010 08:48AM

Test Site ID #: 19344

Report Period: 2010 / 2
Year / Qtr

Well Name: MW-5B

Well Purged (Y/N): Y

Classification of Groundwater: G-II

Well Type:
( ) Background
( ) Detection
(X) Compliance
( ) Other

Groundwater Elevation (NGVD):

or (MSL): 53.35

Storet Code	Parameter Monitored	Sampling Method	Field Filtered (Y/N)	Analysis Method	Analysis Date/Time	* Analysis Result/Units	Detection Limit/Units
34215	Acrylonitrile	BP	N	8260B	07/06/2010 01:17	<20 ug/L	20 ug/L
77093	cis-1,2-Dichloroethene	BP	N	8260B	07/06/2010 01:17	<1.0 ug/L	1.0 ug/L
78124	Benzene	BP	N	8260B	07/06/2010 01:17	<1.0 ug/L	1.0 ug/L
81552	Acetone	BP	N	8260B	07/06/2010 01:17	<10 ug/L	10 ug/L
73085	Bromochloromethane	BP	N	8260B	07/06/2010 01:17	<1.0 ug/L	1.0 ug/L
81596	4-Methyl-2-pentanone (MIBK)	BP	N	8260B	07/06/2010 01:17	<5.0 ug/L	5.0 ug/L
000299	Field Dissolved Oxygen	BP	N	Field Sampling	06/24/2010 08:48	0.0 mg/L	-
000094	Field Conductivity	BP	N	Field Sampling	06/24/2010 08:48	217 umhos/cm	-
00010	Field Temperature	BP	N	Field Sampling	06/24/2010 08:48	25.4 Degrees C	-
82078	Field Turbidity	BP	N	Field Sampling	06/24/2010 08:48	13.6 NTU	-
000406	Field pH	BP	N	Field Sampling	06/24/2010 08:48	7.85 SU	-
082545	Groundwater Elevation	BP	N	Field Sampling	06/24/2010 08:48	53.35 ft/msl	-
00080	Color	BP	N	SM 2120B	06/25/2010 15:45	<5.0 PCU	5.0 PCU
70300	Total Dissolved Solids	BP	N	SM 2540C	06/30/2010 08:27	150 mg/L	10 mg/L

* Attach Laboratory Reports

PART III ANALYTICAL RESULTS

Facility GMS#: _____

Sample Date/Time: 06/24/2010 01:40PM

Test Site ID #: 19345

Report Period: 2010 / 2
Year / Qtr

Well Name: MW-6AR

Well Purged (Y/N): Y

Classification of Groundwater: G-II

Well Type: (X) Background
( ) Detection
( ) Compliance
( ) Other

Groundwater Elevation (NGVD): _____

or (MSL): 53.98

Storet Code	Parameter Monitored	Sampling Method	Field Filtered (Y/N)	Analysis Method	Analysis Date/Time	* Analysis Result/Units	Detection Limit/Units
00940	Chloride	BP	N	300.0	06/25/2010 19:35	17 mg/L	3.0 mg/L
00620	Nitrate as N	BP	N	300.0	06/25/2010 23:03	11 mg/L	1.0 mg/L
000610	Ammonia as N	BP	N	350.1	07/02/2010 13:15	<0.10 mg/L	0.10 mg/L
38437	1,2-Dibromo-3-Chloropropane	BP	N	504.1	07/07/2010 12:25	<0.019 ug/L	0.019 ug/L
77651	1,2-Dibromoethane	BP	N	504.1	07/07/2010 12:25	<0.019 ug/L	0.019 ug/L
001037	Cobalt	BP	N	6010B	06/30/2010 16:16	<10 ug/L	10 ug/L
001042	Copper	BP	N	6010B	06/30/2010 16:16	<15 ug/L	15 ug/L
001045	Iron	BP	N	6010B	06/30/2010 16:16	33 ug/L	100 ug/L
001051	Lead	BP	N	6010B	06/30/2010 16:16	<9.0 ug/L	9.0 ug/L
001067	Nickel	BP	N	6010B	06/30/2010 16:16	<40 ug/L	40 ug/L
000929	Sodium	BP	N	6010B	06/30/2010 16:16	11 mg/L	1.0 mg/L
001087	Vanadium	BP	N	6010B	06/30/2010 16:16	<10 ug/L	10 ug/L
001147	Selenium	BP	N	6010B	06/30/2010 16:16	<15 ug/L	15 ug/L
001077	Silver	BP	N	6010B	06/30/2010 16:16	<10 ug/L	10 ug/L
001092	Zinc	BP	N	6010B	06/30/2010 16:16	<20 ug/L	20 ug/L
001105	Aluminum	BP	N	6010B	06/30/2010 16:16	67 ug/L	100 ug/L
001055	Manganese	BP	N	6010B	06/30/2010 16:16	4.5 ug/L	10 ug/L
001034	Chromium	BP	N	6010B	06/30/2010 16:16	1.2 ug/L	10 ug/L
001027	Cadmium	BP	N	6010B	06/30/2010 16:16	<5.0 ug/L	5.0 ug/L
001007	Barium	BP	N	6010B	06/30/2010 16:16	16 ug/L	10 ug/L
001097	Antimony	BP	N	6020	07/07/2010 03:56	<2.0 ug/L	2.0 ug/L
001059	Thallium	BP	N	6020	07/07/2010 03:56	0.063 ug/L	1.0 ug/L
001012	Beryllium	BP	N	6020	07/07/2010 03:56	<1.0 ug/L	1.0 ug/L
001002	Arsenic	BP	N	6020	07/07/2010 03:56	<5.0 ug/L	5.0 ug/L
71900	Mercury	BP	N	7470A	06/28/2010 20:43	<0.20 ug/L	0.20 ug/L
34704	cis-1,3-Dichloropropene	BP	N	8260B	07/06/2010 01:40	<1.0 ug/L	1.0 ug/L
77093	cis-1,2-Dichloroethene	BP	N	8260B	07/06/2010 01:40	<1.0 ug/L	1.0 ug/L
34418	Chloromethane	BP	N	8260B	07/06/2010 01:40	<2.0 ug/L	2.0 ug/L
32105	Dibromochloromethane	BP	N	8260B	07/06/2010 01:40	<1.0 ug/L	1.0 ug/L
34371	Ethylbenzene	BP	N	8260B	07/06/2010 01:40	<1.0 ug/L	1.0 ug/L
77596	Dibromomethane	BP	N	8260B	07/06/2010 01:40	<1.0 ug/L	1.0 ug/L
77041	Carbon disulfide	BP	N	8260B	07/06/2010 01:40	<2.0 ug/L	2.0 ug/L

* Attach Laboratory Reports

PART III ANALYTICAL RESULTS

Facility GMS#:

Test Site ID #: 19345

Sample Date/Time: 06/24/2010 01:40PM

Report Period: 2010 / 2
Year / Qtr

Well Name: MW-6AR

Classification of Groundwater: G-II

Groundwater Elevation (NGVD):

or (MSL): 53.98

Well Purged (Y/N): Y

Well Type:
(X) Background
( ) Detection
( ) Compliance
( ) Other

Storet Code	Parameter Monitored	Sampling Method	Field Filtered (Y/N)	Analysis Method	Analysis Date/Time	* Analysis Result/Units	Detection Limit/Units
34413	Bromomethane	BP	N	8260B	07/06/2010 01:40	<2.0 ug/L	2.0 ug/L
32104	Bromoform	BP	N	8260B	07/06/2010 01:40	<1.0 ug/L	1.0 ug/L
32102	Carbon tetrachloride	BP	N	8260B	07/06/2010 01:40	<1.0 ug/L	1.0 ug/L
32106	Chloroform	BP	N	8260B	07/06/2010 01:40	<1.0 ug/L	1.0 ug/L
34311	Chloroethane	BP	N	8260B	07/06/2010 01:40	<2.0 ug/L	2.0 ug/L
34301	Chlorobenzene	BP	N	8260B	07/06/2010 01:40	<1.0 ug/L	1.0 ug/L
39180	Trichloroethene	BP	N	8260B	07/06/2010 01:40	<1.0 ug/L	1.0 ug/L
49263	trans-1,4-Dichloro-2-butene	BP	N	8260B	07/06/2010 01:40	<3.0 ug/L	3.0 ug/L
34699	trans-1,3-Dichloropropene	BP	N	8260B	07/06/2010 01:40	<3.0 ug/L	3.0 ug/L
34488	Trichlorofluoromethane	BP	N	8260B	07/06/2010 01:40	<2.0 ug/L	2.0 ug/L
81551	Xylenes (total)	BP	N	8260B	07/06/2010 01:40	<2.0 ug/L	2.0 ug/L
39175	Vinyl chloride	BP	N	8260B	07/06/2010 01:40	<1.0 ug/L	1.0 ug/L
77057	Vinyl acetate	BP	N	8260B	07/06/2010 01:40	<3.0 ug/L	3.0 ug/L
77128	Styrene	BP	N	8260B	07/06/2010 01:40	<1.0 ug/L	1.0 ug/L
34423	Methylene Chloride	BP	N	8260B	07/06/2010 01:40	<2.0 ug/L	2.0 ug/L
77424	Iodomethane	BP	N	8260B	07/06/2010 01:40	<1.0 ug/L	1.0 ug/L
34475	Tetrachloroethene	BP	N	8260B	07/06/2010 01:40	<1.0 ug/L	1.0 ug/L
34546	trans-1,2-Dichloroethene	BP	N	8260B	07/06/2010 01:40	<1.0 ug/L	1.0 ug/L
34010	Toluene	BP	N	8260B	07/06/2010 01:40	<1.0 ug/L	1.0 ug/L
32101	Bromodichloromethane	BP	N	8260B	07/06/2010 01:40	<1.0 ug/L	1.0 ug/L
34536	1,2-Dichlorobenzene	BP	N	8260B	07/06/2010 01:40	<1.0 ug/L	1.0 ug/L
77443	1,2,3-Trichloropropane	BP	N	8260B	07/06/2010 01:40	<2.5 ug/L	2.5 ug/L
34541	1,2-Dichloropropane	BP	N	8260B	07/06/2010 01:40	<1.0 ug/L	1.0 ug/L
34531	1,2-Dichloroethane	BP	N	8260B	07/06/2010 01:40	<1.0 ug/L	1.0 ug/L
34501	1,1-Dichloroethene	BP	N	8260B	07/06/2010 01:40	<1.0 ug/L	1.0 ug/L
34506	1,1,1-Trichloroethane	BP	N	8260B	07/06/2010 01:40	<1.0 ug/L	1.0 ug/L
77562	1,1,1,2-Tetrachloroethane	BP	N	8260B	07/06/2010 01:40	<1.0 ug/L	1.0 ug/L
34516	1,1,2,2-Tetrachloroethane	BP	N	8260B	07/06/2010 01:40	<1.0 ug/L	1.0 ug/L
34496	1,1-Dichloroethane	BP	N	8260B	07/06/2010 01:40	<1.0 ug/L	1.0 ug/L
34511	1,1,2-Trichloroethane	BP	N	8260B	07/06/2010 01:40	<1.0 ug/L	1.0 ug/L
77103	2-Hexanone	BP	N	8260B	07/06/2010 01:40	<5.0 ug/L	5.0 ug/L
81595	2-Butanone (MEK)	BP	N	8260B	07/06/2010 01:40	<6.0 ug/L	6.0 ug/L

* Attach Laboratory Reports

PART III ANALYTICAL RESULTS

Facility GMS#:

Test Site ID #: 19345

Sample Date/Time: 06/24/2010 01:40PM

Report Period: 2010 / 2
Year / Qtr

Well Name: MW-6AR

Classification of Groundwater: G-II

Groundwater Elevation (NGVD):

or (MSL): 53.98

Well Purged (Y/N): Y

Well Type:
(X) Background
( ) Detection
( ) Compliance
( ) Other

Storet Code	Parameter Monitored	Sampling Method	Field Filtered (Y/N)	Analysis Method	Analysis Date/Time	* Analysis Result/Units	Detection Limit/Units
73085	Bromochloromethane	BP	N	8260B	07/06/2010 01:40	<1.0 ug/L	1.0 ug/L
78124	Benzene	BP	N	8260B	07/06/2010 01:40	<1.0 ug/L	1.0 ug/L
34215	Acrylonitrile	BP	N	8260B	07/06/2010 01:40	<20 ug/L	20 ug/L
81552	Acetone	BP	N	8260B	07/06/2010 01:40	<10 ug/L	10 ug/L
34571	1,4-Dichlorobenzene	BP	N	8260B	07/06/2010 01:40	<1.0 ug/L	1.0 ug/L
81596	4-Methyl-2-pentanone (MIBK)	BP	N	8260B	07/06/2010 01:40	<5.0 ug/L	5.0 ug/L
82078	Field Turbidity	BP	N	Field Sampling	06/24/2010 13:40	1.88 NTU	-
082545	Groundwater Elevation	BP	N	Field Sampling	06/24/2010 13:40	53.98 ft/msl	-
000299	Field Dissolved Oxygen	BP	N	Field Sampling	06/24/2010 13:40	0.7 mg/L	-
000406	Field pH	BP	N	Field Sampling	06/24/2010 13:40	5.64 SU	-
000094	Field Conductivity	BP	N	Field Sampling	06/24/2010 13:40	188 umhos/cm	-
00010	Field Temperature	BP	N	Field Sampling	06/24/2010 13:40	27.3 Degrees C	-
00080	Color	BP	N	SM 2120B	06/25/2010 15:45	<5.0 PCU	5.0 PCU
70300	Total Dissolved Solids	BP	N	SM 2540C	06/30/2010 08:27	170 mg/L	10 mg/L

* Attach Laboratory Reports

PART III ANALYTICAL RESULTS

Facility GMS#: _____

Sample Date/Time: 06/24/2010 01:06PM

Test Site ID #: 19346

Report Period: 2010 / 2
Year / Qtr

Well Name: MW-6BR

Well Purged (Y/N): Y

Classification of Groundwater: G-II

Well Type: (X) Background
( ) Detection
( ) Compliance
( ) Other

Groundwater Elevation (NGVD): _____

or (MSL): 53.94

Storet Code	Parameter Monitored	Sampling Method	Field Filtered (Y/N)	Analysis Method	Analysis Date/Time	* Analysis Result/Units	Detection Limit/Units
00940	Chloride	BP	N	300.0	06/25/2010 19:52	17 mg/L	3.0 mg/L
00620	Nitrate as N	BP	N	300.0	06/25/2010 19:52	3.8 mg/L	0.50 mg/L
000610	Ammonia as N	BP	N	350.1	07/02/2010 13:16	<0.10 mg/L	0.10 mg/L
38437	1,2-Dibromo-3-Chloropropane	BP	N	504.1	07/07/2010 12:45	<0.018 ug/L	0.018 ug/L
77651	1,2-Dibromoethane	BP	N	504.1	07/07/2010 12:45	<0.018 ug/L	0.018 ug/L
001007	Barium	BP	N	6010B	06/30/2010 16:28	15 ug/L	10 ug/L
001087	Vanadium	BP	N	6010B	06/30/2010 16:28	9.6 ug/L	10 ug/L
000929	Sodium	BP	N	6010B	06/30/2010 16:28	6.0 mg/L	1.0 mg/L
001077	Silver	BP	N	6010B	06/30/2010 16:28	<10 ug/L	10 ug/L
001067	Nickel	BP	N	6010B	06/30/2010 16:28	5.2 ug/L	40 ug/L
001055	Manganese	BP	N	6010B	06/30/2010 16:28	140 ug/L	10 ug/L
001147	Selenium	BP	N	6010B	06/30/2010 16:28	<15 ug/L	15 ug/L
001092	Zinc	BP	N	6010B	06/30/2010 16:28	10 ug/L	20 ug/L
001105	Aluminum	BP	N	6010B	06/30/2010 16:28	1100 ug/L	100 ug/L
001051	Lead	BP	N	6010B	06/30/2010 16:28	<9.0 ug/L	9.0 ug/L
001027	Cadmium	BP	N	6010B	06/30/2010 16:28	<5.0 ug/L	5.0 ug/L
001037	Cobalt	BP	N	6010B	06/30/2010 16:28	0.34 ug/L	10 ug/L
001034	Chromium	BP	N	6010B	06/30/2010 16:28	44 ug/L	10 ug/L
001042	Copper	BP	N	6010B	06/30/2010 16:28	1.2 ug/L	15 ug/L
001045	Iron	BP	N	6010B	06/30/2010 16:28	1600 ug/L	100 ug/L
001012	Beryllium	BP	N	6020	07/07/2010 03:59	<1.0 ug/L	1.0 ug/L
001097	Antimony	BP	N	6020	07/07/2010 03:59	0.11 ug/L	2.0 ug/L
001002	Arsenic	BP	N	6020	07/07/2010 03:59	1.9 ug/L	5.0 ug/L
001059	Thallium	BP	N	6020	07/07/2010 03:59	0.27 ug/L	1.0 ug/L
71900	Mercury	BP	N	7470A	06/28/2010 20:45	<0.20 ug/L	0.20 ug/L
78124	Benzene	BP	N	8260B	07/06/2010 02:02	<1.0 ug/L	1.0 ug/L
73085	Bromochloromethane	BP	N	8260B	07/06/2010 02:02	<1.0 ug/L	1.0 ug/L
32101	Bromodichloromethane	BP	N	8260B	07/06/2010 02:02	<1.0 ug/L	1.0 ug/L
77562	1,1,1,2-Tetrachloroethane	BP	N	8260B	07/06/2010 02:02	<1.0 ug/L	1.0 ug/L
81552	Acetone	BP	N	8260B	07/06/2010 02:02	<10 ug/L	10 ug/L
34215	Acrylonitrile	BP	N	8260B	07/06/2010 02:02	<20 ug/L	20 ug/L
32104	Bromoform	BP	N	8260B	07/06/2010 02:02	<1.0 ug/L	1.0 ug/L

* Attach Laboratory Reports

PART III ANALYTICAL RESULTS

Facility GMS#:

Sample Date/Time: 06/24/2010 01:06PM

Test Site ID #: 19346

Report Period: 2010 / 2
Year / Qtr

Well Name: MW-6BR

Well Purged (Y/N): Y

Classification of Groundwater: G-II

Well Type: (X) Background
( ) Detection
( ) Compliance
( ) Other

Groundwater Elevation (NGVD):

or (MSL): 53.94

Storet Code	Parameter Monitored	Sampling Method	Field Filtered (Y/N)	Analysis Method	Analysis Date/Time	* Analysis Result/Units	Detection Limit/Units
34301	Chlorobenzene	BP	N	8260B	07/06/2010 02:02	<1.0 ug/L	1.0 ug/L
34311	Chloroethane	BP	N	8260B	07/06/2010 02:02	<2.0 ug/L	2.0 ug/L
34418	Chloromethane	BP	N	8260B	07/06/2010 02:02	<2.0 ug/L	2.0 ug/L
34413	Bromomethane	BP	N	8260B	07/06/2010 02:02	<2.0 ug/L	2.0 ug/L
77041	Carbon disulfide	BP	N	8260B	07/06/2010 02:02	<2.0 ug/L	2.0 ug/L
32102	Carbon tetrachloride	BP	N	8260B	07/06/2010 02:02	<1.0 ug/L	1.0 ug/L
34506	1,1,1-Trichloroethane	BP	N	8260B	07/06/2010 02:02	<1.0 ug/L	1.0 ug/L
34571	1,4-Dichlorobenzene	BP	N	8260B	07/06/2010 02:02	<1.0 ug/L	1.0 ug/L
34541	1,2-Dichloropropane	BP	N	8260B	07/06/2010 02:02	<1.0 ug/L	1.0 ug/L
34531	1,2-Dichloroethane	BP	N	8260B	07/06/2010 02:02	<1.0 ug/L	1.0 ug/L
77103	2-Hexanone	BP	N	8260B	07/06/2010 02:02	<5.0 ug/L	5.0 ug/L
81595	2-Butanone (MEK)	BP	N	8260B	07/06/2010 02:02	<6.0 ug/L	6.0 ug/L
34496	1,1-Dichloroethane	BP	N	8260B	07/06/2010 02:02	<1.0 ug/L	1.0 ug/L
34511	1,1,2-Trichloroethane	BP	N	8260B	07/06/2010 02:02	<1.0 ug/L	1.0 ug/L
34516	1,1,2,2-Tetrachloroethane	BP	N	8260B	07/06/2010 02:02	<1.0 ug/L	1.0 ug/L
34536	1,2-Dichlorobenzene	BP	N	8260B	07/06/2010 02:02	<1.0 ug/L	1.0 ug/L
81596	4-Methyl-2-pentanone (MIBK)	BP	N	8260B	07/06/2010 02:02	<5.0 ug/L	5.0 ug/L
34501	1,1-Dichloroethene	BP	N	8260B	07/06/2010 02:02	<1.0 ug/L	1.0 ug/L
77093	cis-1,2-Dichloroethene	BP	N	8260B	07/06/2010 02:02	<1.0 ug/L	1.0 ug/L
81551	Xylenes (total)	BP	N	8260B	07/06/2010 02:02	<2.0 ug/L	2.0 ug/L
39175	Vinyl chloride	BP	N	8260B	07/06/2010 02:02	<1.0 ug/L	1.0 ug/L
32106	Chloroform	BP	N	8260B	07/06/2010 02:02	0.46 ug/L	1.0 ug/L
34546	trans-1,2-Dichloroethene	BP	N	8260B	07/06/2010 02:02	<1.0 ug/L	1.0 ug/L
34699	trans-1,3-Dichloropropene	BP	N	8260B	07/06/2010 02:02	<3.0 ug/L	3.0 ug/L
49263	trans-1,4-Dichloro-2-butene	BP	N	8260B	07/06/2010 02:02	<3.0 ug/L	3.0 ug/L
77443	1,2,3-Trichloropropane	BP	N	8260B	07/06/2010 02:02	<2.5 ug/L	2.5 ug/L
39180	Trichloroethene	BP	N	8260B	07/06/2010 02:02	<1.0 ug/L	1.0 ug/L
77057	Vinyl acetate	BP	N	8260B	07/06/2010 02:02	<3.0 ug/L	3.0 ug/L
34488	Trichlorofluoromethane	BP	N	8260B	07/06/2010 02:02	<2.0 ug/L	2.0 ug/L
34010	Toluene	BP	N	8260B	07/06/2010 02:02	<1.0 ug/L	1.0 ug/L
77424	Iodomethane	BP	N	8260B	07/06/2010 02:02	<1.0 ug/L	1.0 ug/L
34423	Methylene Chloride	BP	N	8260B	07/06/2010 02:02	<2.0 ug/L	2.0 ug/L

* Attach Laboratory Reports

PART III ANALYTICAL RESULTS

Facility GMS#:

Test Site ID #: 19346

Sample Date/Time: 06/24/2010 01:06PM

Report Period: 2010 / 2
Year / Qtr

Well Name: MW-6BR

Classification of Groundwater: G-II

Groundwater Elevation (NGVD):

or (MSL): 53.94

Well Purged (Y/N): Y

Well Type:
(X) Background
( ) Detection
( ) Compliance
( ) Other

Storet Code	Parameter Monitored	Sampling Method	Field Filtered (Y/N)	Analysis Method	Analysis Date/Time	* Analysis Result/Units	Detection Limit/Units
34704	cis-1,3-Dichloropropene	BP	N	8260B	07/06/2010 02:02	<1.0 ug/L	1.0 ug/L
34371	Ethylbenzene	BP	N	8260B	07/06/2010 02:02	<1.0 ug/L	1.0 ug/L
32105	Dibromochloromethane	BP	N	8260B	07/06/2010 02:02	<1.0 ug/L	1.0 ug/L
77596	Dibromomethane	BP	N	8260B	07/06/2010 02:02	<1.0 ug/L	1.0 ug/L
34475	Tetrachloroethene	BP	N	8260B	07/06/2010 02:02	<1.0 ug/L	1.0 ug/L
77128	Styrene	BP	N	8260B	07/06/2010 02:02	<1.0 ug/L	1.0 ug/L
000299	Field Dissolved Oxygen	BP	N	Field Sampling	06/24/2010 13:06	0.4 mg/L	-
082545	Groundwater Elevation	BP	N	Field Sampling	06/24/2010 13:06	53.94 ft/msl	-
000094	Field Conductivity	BP	N	Field Sampling	06/24/2010 13:06	270 umhos/cm	-
000406	Field pH	BP	N	Field Sampling	06/24/2010 13:06	7.71 SU	-
82078	Field Turbidity	BP	N	Field Sampling	06/24/2010 13:06	4.26 NTU	-
00010	Field Temperature	BP	N	Field Sampling	06/24/2010 13:06	27.0 Degrees C	-
00080	Color	BP	N	SM 2120B	06/25/2010 15:45	<5.0 PCU	5.0 PCU
70300	Total Dissolved Solids	BP	N	SM 2540C	06/30/2010 08:27	170 mg/L	10 mg/L

* Attach Laboratory Reports

PART III ANALYTICAL RESULTS

Facility GMS#:

Sample Date/Time: 06/24/2010 08:24AM

Test Site ID #: 19347

Report Period: 2010 / 2
Year / Qtr

Well Name: MW-7A

Well Purged (Y/N): Y

Classification of Groundwater: G-II

Well Type: (X) Background
( ) Detection
( ) Compliance
( ) Other

Groundwater Elevation (NGVD):

or (MSL): 67.30

Storet Code	Parameter Monitored	Sampling Method	Field Filtered (Y/N)	Analysis Method	Analysis Date/Time	* Analysis Result/Units	Detection Limit/Units
00940	Chloride	BP	N	300.0	06/25/2010 20:10	11 mg/L	3.0 mg/L
00620	Nitrate as N	BP	N	300.0	06/25/2010 23:20	13 mg/L	1.0 mg/L
000610	Ammonia as N	BP	N	350.1	07/02/2010 13:18	<0.10 mg/L	0.10 mg/L
77651	1,2-Dibromoethane	BP	N	504.1	07/07/2010 13:05	<0.019 ug/L	0.019 ug/L
38437	1,2-Dibromo-3-Chloropropane	BP	N	504.1	07/07/2010 13:05	<0.019 ug/L	0.019 ug/L
001067	Nickel	BP	N	6010B	06/30/2010 16:30	1.5 ug/L	40 ug/L
001147	Selenium	BP	N	6010B	06/30/2010 16:30	<15 ug/L	15 ug/L
001051	Lead	BP	N	6010B	06/30/2010 16:30	<9.0 ug/L	9.0 ug/L
001027	Cadmium	BP	N	6010B	06/30/2010 16:30	<5.0 ug/L	5.0 ug/L
001007	Barium	BP	N	6010B	06/30/2010 16:30	11 ug/L	10 ug/L
001034	Chromium	BP	N	6010B	06/30/2010 16:30	0.97 ug/L	10 ug/L
001042	Copper	BP	N	6010B	06/30/2010 16:30	0.96 ug/L	15 ug/L
001037	Cobalt	BP	N	6010B	06/30/2010 16:30	<10 ug/L	10 ug/L
001092	Zinc	BP	N	6010B	06/30/2010 16:30	<20 ug/L	20 ug/L
001087	Vanadium	BP	N	6010B	06/30/2010 16:30	<10 ug/L	10 ug/L
000929	Sodium	BP	N	6010B	06/30/2010 16:30	5.6 mg/L	1.0 mg/L
001045	Iron	BP	N	6010B	06/30/2010 16:30	<100 ug/L	100 ug/L
001055	Manganese	BP	N	6010B	06/30/2010 16:30	0.28 ug/L	10 ug/L
001105	Aluminum	BP	N	6010B	06/30/2010 16:30	23 ug/L	100 ug/L
001077	Silver	BP	N	6010B	06/30/2010 16:30	<10 ug/L	10 ug/L
001012	Beryllium	BP	N	6020	07/07/2010 04:08	<1.0 ug/L	1.0 ug/L
001059	Thallium	BP	N	6020	07/07/2010 04:08	0.088 ug/L	1.0 ug/L
001002	Arsenic	BP	N	6020	07/07/2010 04:08	<5.0 ug/L	5.0 ug/L
001097	Antimony	BP	N	6020	07/07/2010 04:08	<2.0 ug/L	2.0 ug/L
71900	Mercury	BP	N	7470A	06/28/2010 20:48	<0.20 ug/L	0.20 ug/L
81596	4-Methyl-2-pentanone (MIBK)	BP	N	8260B	07/06/2010 02:25	<5.0 ug/L	5.0 ug/L
77103	2-Hexanone	BP	N	8260B	07/06/2010 02:25	<5.0 ug/L	5.0 ug/L
34571	1,4-Dichlorobenzene	BP	N	8260B	07/06/2010 02:25	<1.0 ug/L	1.0 ug/L
81595	2-Butanone (MEK)	BP	N	8260B	07/06/2010 02:25	<6.0 ug/L	6.0 ug/L
81552	Acetone	BP	N	8260B	07/06/2010 02:25	<10 ug/L	10 ug/L
32101	Bromodichloromethane	BP	N	8260B	07/06/2010 02:25	<1.0 ug/L	1.0 ug/L
32104	Bromoform	BP	N	8260B	07/06/2010 02:25	<1.0 ug/L	1.0 ug/L

* Attach Laboratory Reports

PART III ANALYTICAL RESULTS

Facility GMS#:

Test Site ID #: 19347

Sample Date/Time: 06/24/2010 08:24AM

Report Period: 2010 / 2
Year / Qtr

Well Name: MW-7A

Classification of Groundwater: G-II

Groundwater Elevation (NGVD):

or (MSL): 67.30

Well Purged (Y/N): Y

Well Type: (X) Background
( ) Detection
( ) Compliance
( ) Other

Storet Code	Parameter Monitored	Sampling Method	Field Filtered (Y/N)	Analysis Method	Analysis Date/Time	* Analysis Result/Units	Detection Limit/Units
73085	Bromochloromethane	BP	N	8260B	07/06/2010 02:25	<1.0 ug/L	1.0 ug/L
34215	Acrylonitrile	BP	N	8260B	07/06/2010 02:25	<20 ug/L	20 ug/L
78124	Benzene	BP	N	8260B	07/06/2010 02:25	<1.0 ug/L	1.0 ug/L
34511	1,1,2-Trichloroethane	BP	N	8260B	07/06/2010 02:25	<1.0 ug/L	1.0 ug/L
34496	1,1-Dichloroethane	BP	N	8260B	07/06/2010 02:25	<1.0 ug/L	1.0 ug/L
34516	1,1,2,2-Tetrachloroethane	BP	N	8260B	07/06/2010 02:25	<1.0 ug/L	1.0 ug/L
77562	1,1,1,2-Tetrachloroethane	BP	N	8260B	07/06/2010 02:25	<1.0 ug/L	1.0 ug/L
34506	1,1,1-Trichloroethane	BP	N	8260B	07/06/2010 02:25	<1.0 ug/L	1.0 ug/L
34501	1,1-Dichloroethene	BP	N	8260B	07/06/2010 02:25	<1.0 ug/L	1.0 ug/L
34531	1,2-Dichloroethane	BP	N	8260B	07/06/2010 02:25	<1.0 ug/L	1.0 ug/L
34541	1,2-Dichloropropane	BP	N	8260B	07/06/2010 02:25	<1.0 ug/L	1.0 ug/L
77443	1,2,3-Trichloropropane	BP	N	8260B	07/06/2010 02:25	<2.5 ug/L	2.5 ug/L
34536	1,2-Dichlorobenzene	BP	N	8260B	07/06/2010 02:25	<1.0 ug/L	1.0 ug/L
34010	Toluene	BP	N	8260B	07/06/2010 02:25	<1.0 ug/L	1.0 ug/L
34546	trans-1,2-Dichloroethene	BP	N	8260B	07/06/2010 02:25	<1.0 ug/L	1.0 ug/L
34423	Methylene Chloride	BP	N	8260B	07/06/2010 02:25	<2.0 ug/L	2.0 ug/L
77128	Styrene	BP	N	8260B	07/06/2010 02:25	<1.0 ug/L	1.0 ug/L
34475	Tetrachloroethene	BP	N	8260B	07/06/2010 02:25	<1.0 ug/L	1.0 ug/L
34699	trans-1,3-Dichloropropene	BP	N	8260B	07/06/2010 02:25	<3.0 ug/L	3.0 ug/L
77057	Vinyl acetate	BP	N	8260B	07/06/2010 02:25	<3.0 ug/L	3.0 ug/L
39175	Vinyl chloride	BP	N	8260B	07/06/2010 02:25	<1.0 ug/L	1.0 ug/L
81551	Xylenes (total)	BP	N	8260B	07/06/2010 02:25	<2.0 ug/L	2.0 ug/L
49263	trans-1,4-Dichloro-2-butene	BP	N	8260B	07/06/2010 02:25	<3.0 ug/L	3.0 ug/L
39180	Trichloroethene	BP	N	8260B	07/06/2010 02:25	<1.0 ug/L	1.0 ug/L
34488	Trichlorofluoromethane	BP	N	8260B	07/06/2010 02:25	<2.0 ug/L	2.0 ug/L
77424	Iodomethane	BP	N	8260B	07/06/2010 02:25	<1.0 ug/L	1.0 ug/L
34301	Chlorobenzene	BP	N	8260B	07/06/2010 02:25	<1.0 ug/L	1.0 ug/L
34311	Chloroethane	BP	N	8260B	07/06/2010 02:25	<2.0 ug/L	2.0 ug/L
32106	Chloroform	BP	N	8260B	07/06/2010 02:25	<1.0 ug/L	1.0 ug/L
34413	Bromomethane	BP	N	8260B	07/06/2010 02:25	<2.0 ug/L	2.0 ug/L
77041	Carbon disulfide	BP	N	8260B	07/06/2010 02:25	<2.0 ug/L	2.0 ug/L
32102	Carbon tetrachloride	BP	N	8260B	07/06/2010 02:25	<1.0 ug/L	1.0 ug/L

* Attach Laboratory Reports

PART III ANALYTICAL RESULTS

Facility GMS#:

Test Site ID #: 19347

Sample Date/Time: 06/24/2010 08:24AM

Report Period: 2010 / 2
Year / Qtr

Well Name: MW-7A

Classification of Groundwater: G-II

Groundwater Elevation (NGVD):

or (MSL): 67.30

Well Purged (Y/N): Y

Well Type:
(X) Background
( ) Detection
( ) Compliance
( ) Other

Storet Code	Parameter Monitored	Sampling Method	Field Filtered (Y/N)	Analysis Method	Analysis Date/Time	* Analysis Result/Units	Detection Limit/Units
34418	Chloromethane	BP	N	8260B	07/06/2010 02:25	<2.0 ug/L	2.0 ug/L
77596	Dibromomethane	BP	N	8260B	07/06/2010 02:25	<1.0 ug/L	1.0 ug/L
34371	Ethylbenzene	BP	N	8260B	07/06/2010 02:25	<1.0 ug/L	1.0 ug/L
32105	Dibromochloromethane	BP	N	8260B	07/06/2010 02:25	<1.0 ug/L	1.0 ug/L
77093	cis-1,2-Dichloroethene	BP	N	8260B	07/06/2010 02:25	<1.0 ug/L	1.0 ug/L
34704	cis-1,3-Dichloropropene	BP	N	8260B	07/06/2010 02:25	<1.0 ug/L	1.0 ug/L
00010	Field Temperature	BP	N	Field Sampling	06/24/2010 08:24	24.3 Degrees C	-
82078	Field Turbidity	BP	N	Field Sampling	06/24/2010 08:24	0.89 NTU	-
082545	Groundwater Elevation	BP	N	Field Sampling	06/24/2010 08:24	67.30 ft/msl	-
000406	Field pH	BP	N	Field Sampling	06/24/2010 08:24	7.54 SU	-
000094	Field Conductivity	BP	N	Field Sampling	06/24/2010 08:24	288 umhos/cm	-
000299	Field Dissolved Oxygen	BP	N	Field Sampling	06/24/2010 08:24	0.8 mg/L	-
00080	Color	BP	N	SM 2120B	06/25/2010 15:45	<5.0 PCU	5.0 PCU
70300	Total Dissolved Solids	BP	N	SM 2540C	06/30/2010 08:27	250 mg/L	10 mg/L

* Attach Laboratory Reports

PART III ANALYTICAL RESULTS

Facility GMS#:

Sample Date/Time: 06/24/2010 08:59AM

Test Site ID #: 19348

Report Period: 2010 / 2
Year / Qtr

Well Name: MW-7B

Well Purged (Y/N): Y

Classification of Groundwater: G-II

Well Type:
( ) Background
( ) Detection
(X) Compliance
( ) Other

Groundwater Elevation (NGVD):

or (MSL): 55.11

Storet Code	Parameter Monitored	Sampling Method	Field Filtered (Y/N)	Analysis Method	Analysis Date/Time	* Analysis Result/Units	Detection Limit/Units
00620	Nitrate as N	BP	N	300.0	06/25/2010 20:27	<0.50 mg/L	0.50 mg/L
00940	Chloride	BP	N	300.0	06/25/2010 20:27	4.0 mg/L	3.0 mg/L
000610	Ammonia as N	BP	N	350.1	07/02/2010 13:20	<0.10 mg/L	0.10 mg/L
77651	1,2-Dibromoethane	BP	N	504.1	07/07/2010 13:24	<0.019 ug/L	0.019 ug/L
38437	1,2-Dibromo-3-Chloropropane	BP	N	504.1	07/07/2010 13:24	<0.019 ug/L	0.019 ug/L
000929	Sodium	BP	N	6010B	06/30/2010 16:32	6.4 mg/L	1.0 mg/L
001087	Vanadium	BP	N	6010B	06/30/2010 16:32	1.2 ug/L	10 ug/L
001092	Zinc	BP	N	6010B	06/30/2010 16:32	5.8 ug/L	20 ug/L
001042	Copper	BP	N	6010B	06/30/2010 16:32	0.46 ug/L	15 ug/L
001055	Manganese	BP	N	6010B	06/30/2010 16:32	3.7 ug/L	10 ug/L
001105	Aluminum	BP	N	6010B	06/30/2010 16:32	410 ug/L	100 ug/L
001077	Silver	BP	N	6010B	06/30/2010 16:32	<10 ug/L	10 ug/L
001034	Chromium	BP	N	6010B	06/30/2010 16:32	2.0 ug/L	10 ug/L
001037	Cobalt	BP	N	6010B	06/30/2010 16:32	<10 ug/L	10 ug/L
001007	Barium	BP	N	6010B	06/30/2010 16:32	5.5 ug/L	10 ug/L
001027	Cadmium	BP	N	6010B	06/30/2010 16:32	<5.0 ug/L	5.0 ug/L
001067	Nickel	BP	N	6010B	06/30/2010 16:32	<40 ug/L	40 ug/L
001147	Selenium	BP	N	6010B	06/30/2010 16:32	<15 ug/L	15 ug/L
001045	Iron	BP	N	6010B	06/30/2010 16:32	270 ug/L	100 ug/L
001051	Lead	BP	N	6010B	06/30/2010 16:32	<9.0 ug/L	9.0 ug/L
001097	Antimony	BP	N	6020	07/07/2010 04:10	<2.0 ug/L	2.0 ug/L
001002	Arsenic	BP	N	6020	07/07/2010 04:10	1.9 ug/L	5.0 ug/L
001059	Thallium	BP	N	6020	07/07/2010 04:10	0.038 ug/L	1.0 ug/L
001012	Beryllium	BP	N	6020	07/07/2010 04:10	<1.0 ug/L	1.0 ug/L
71900	Mercury	BP	N	7470A	06/28/2010 20:50	<0.20 ug/L	0.20 ug/L
81551	Xylenes (total)	BP	N	8260B	07/06/2010 02:48	<2.0 ug/L	2.0 ug/L
77057	Vinyl acetate	BP	N	8260B	07/06/2010 02:48	<3.0 ug/L	3.0 ug/L
39180	Trichloroethene	BP	N	8260B	07/06/2010 02:48	<1.0 ug/L	1.0 ug/L
39175	Vinyl chloride	BP	N	8260B	07/06/2010 02:48	<1.0 ug/L	1.0 ug/L
34488	Trichlorofluoromethane	BP	N	8260B	07/06/2010 02:48	<2.0 ug/L	2.0 ug/L
34418	Chloromethane	BP	N	8260B	07/06/2010 02:48	<2.0 ug/L	2.0 ug/L
32106	Chloroform	BP	N	8260B	07/06/2010 02:48	<1.0 ug/L	1.0 ug/L

* Attach Laboratory Reports

PART III ANALYTICAL RESULTS

Facility GMS#: _____

Sample Date/Time: 06/24/2010 08:59AM

Test Site ID #: 19348

Report Period: 2010 / 2
Year / Qtr

Well Name: MW-7B

Well Purged (Y/N): Y

Classification of Groundwater: G-II

Well Type:
( ) Background
( ) Detection
(X) Compliance
( ) Other

Groundwater Elevation (NGVD): _____

or (MSL): 55.11

Storet Code	Parameter Monitored	Sampling Method	Field Filtered (Y/N)	Analysis Method	Analysis Date/Time	* Analysis Result/Units	Detection Limit/Units
77093	cis-1,2-Dichloroethene	BP	N	8260B	07/06/2010 02:48	<1.0 ug/L	1.0 ug/L
32105	Dibromochloromethane	BP	N	8260B	07/06/2010 02:48	<1.0 ug/L	1.0 ug/L
34704	cis-1,3-Dichloropropene	BP	N	8260B	07/06/2010 02:48	<1.0 ug/L	1.0 ug/L
77041	Carbon disulfide	BP	N	8260B	07/06/2010 02:48	<2.0 ug/L	2.0 ug/L
34413	Bromomethane	BP	N	8260B	07/06/2010 02:48	<2.0 ug/L	2.0 ug/L
32102	Carbon tetrachloride	BP	N	8260B	07/06/2010 02:48	<1.0 ug/L	1.0 ug/L
34311	Chloroethane	BP	N	8260B	07/06/2010 02:48	<2.0 ug/L	2.0 ug/L
34301	Chlorobenzene	BP	N	8260B	07/06/2010 02:48	<1.0 ug/L	1.0 ug/L
34475	Tetrachloroethene	BP	N	8260B	07/06/2010 02:48	<1.0 ug/L	1.0 ug/L
34010	Toluene	BP	N	8260B	07/06/2010 02:48	<1.0 ug/L	1.0 ug/L
34699	trans-1,3-Dichloropropene	BP	N	8260B	07/06/2010 02:48	<3.0 ug/L	3.0 ug/L
34546	trans-1,2-Dichloroethene	BP	N	8260B	07/06/2010 02:48	<1.0 ug/L	1.0 ug/L
34371	Ethylbenzene	BP	N	8260B	07/06/2010 02:48	<1.0 ug/L	1.0 ug/L
77596	Dibromomethane	BP	N	8260B	07/06/2010 02:48	<1.0 ug/L	1.0 ug/L
77424	Iodomethane	BP	N	8260B	07/06/2010 02:48	<1.0 ug/L	1.0 ug/L
77128	Styrene	BP	N	8260B	07/06/2010 02:48	<1.0 ug/L	1.0 ug/L
34423	Methylene Chloride	BP	N	8260B	07/06/2010 02:48	<2.0 ug/L	2.0 ug/L
32104	Bromoform	BP	N	8260B	07/06/2010 02:48	<1.0 ug/L	1.0 ug/L
77443	1,2,3-Trichloropropane	BP	N	8260B	07/06/2010 02:48	<2.5 ug/L	2.5 ug/L
34501	1,1-Dichloroethene	BP	N	8260B	07/06/2010 02:48	<1.0 ug/L	1.0 ug/L
34536	1,2-Dichlorobenzene	BP	N	8260B	07/06/2010 02:48	<1.0 ug/L	1.0 ug/L
34531	1,2-Dichloroethane	BP	N	8260B	07/06/2010 02:48	<1.0 ug/L	1.0 ug/L
34506	1,1,1-Trichloroethane	BP	N	8260B	07/06/2010 02:48	<1.0 ug/L	1.0 ug/L
77562	1,1,1,2-Tetrachloroethane	BP	N	8260B	07/06/2010 02:48	<1.0 ug/L	1.0 ug/L
34516	1,1,2,2-Tetrachloroethane	BP	N	8260B	07/06/2010 02:48	<1.0 ug/L	1.0 ug/L
34496	1,1-Dichloroethane	BP	N	8260B	07/06/2010 02:48	<1.0 ug/L	1.0 ug/L
34511	1,1,2-Trichloroethane	BP	N	8260B	07/06/2010 02:48	<1.0 ug/L	1.0 ug/L
34541	1,2-Dichloropropane	BP	N	8260B	07/06/2010 02:48	<1.0 ug/L	1.0 ug/L
34215	Acrylonitrile	BP	N	8260B	07/06/2010 02:48	<20 ug/L	20 ug/L
81552	Acetone	BP	N	8260B	07/06/2010 02:48	<10 ug/L	10 ug/L
78124	Benzene	BP	N	8260B	07/06/2010 02:48	<1.0 ug/L	1.0 ug/L
32101	Bromodichloromethane	BP	N	8260B	07/06/2010 02:48	<1.0 ug/L	1.0 ug/L

* Attach Laboratory Reports

PART III ANALYTICAL RESULTS

Facility GMS#:

Sample Date/Time: 06/24/2010 08:59AM

Test Site ID #: 19348

Report Period: 2010 / 2
Year / Qtr

Well Name: MW-7B

Well Purged (Y/N): Y

Classification of Groundwater: G-II

Well Type:
( ) Background
( ) Detection
(X) Compliance
( ) Other

Groundwater Elevation (NGVD):

or (MSL): 55.11

Storet Code	Parameter Monitored	Sampling Method	Field Filtered (Y/N)	Analysis Method	Analysis Date/Time	* Analysis Result/Units	Detection Limit/Units
73085	Bromochloromethane	BP	N	8260B	07/06/2010 02:48	<1.0 ug/L	1.0 ug/L
81595	2-Butanone (MEK)	BP	N	8260B	07/06/2010 02:48	<6.0 ug/L	6.0 ug/L
34571	1,4-Dichlorobenzene	BP	N	8260B	07/06/2010 02:48	<1.0 ug/L	1.0 ug/L
77103	2-Hexanone	BP	N	8260B	07/06/2010 02:48	<5.0 ug/L	5.0 ug/L
81596	4-Methyl-2-pentanone (MIBK)	BP	N	8260B	07/06/2010 02:48	<5.0 ug/L	5.0 ug/L
49263	trans-1,4-Dichloro-2-butene	BP	N	8260B	07/06/2010 02:48	<3.0 ug/L	3.0 ug/L
000299	Field Dissolved Oxygen	BP	N	Field Sampling	06/24/2010 08:59	0.7 mg/L	-
00010	Field Temperature	BP	N	Field Sampling	06/24/2010 08:59	24.8 Degrees C	-
082545	Groundwater Elevation	BP	N	Field Sampling	06/24/2010 08:59	55.11 ft/msl	-
82078	Field Turbidity	BP	N	Field Sampling	06/24/2010 08:59	7.49 NTU	-
000406	Field pH	BP	N	Field Sampling	06/24/2010 08:59	7.28 SU	-
000094	Field Conductivity	BP	N	Field Sampling	06/24/2010 08:59	158 umhos/cm	-
00080	Color	BP	N	SM 2120B	06/25/2010 15:45	<5.0 PCU	5.0 PCU
70300	Total Dissolved Solids	BP	N	SM 2540C	06/30/2010 08:27	100 mg/L	10 mg/L

* Attach Laboratory Reports

PART III ANALYTICAL RESULTS

Facility GMS#: _____

Sample Date/Time: 06/24/2010 06:30AM

Test Site ID #: 19868

Report Period: 2010 / 2
Year / Qtr

Well Name: MW-8R

Well Purged (Y/N): Y

Classification of Groundwater: G-II

Well Type: (X) Background
( ) Detection
( ) Compliance
( ) Other

Groundwater Elevation (NGVD): _____

or (MSL): 56.12

Storet Code	Parameter Monitored	Sampling Method	Field Filtered (Y/N)	Analysis Method	Analysis Date/Time	* Analysis Result/Units	Detection Limit/Units
00940	Chloride	SP	N	300.0	06/25/2010 20:44	4.5 mg/L	3.0 mg/L
00620	Nitrate as N	SP	N	300.0	06/25/2010 20:44	0.22 mg/L	0.50 mg/L
000610	Ammonia as N	SP	N	350.1	07/02/2010 13:21	0.022 mg/L	0.10 mg/L
38437	1,2-Dibromo-3-Chloropropane	SP	N	504.1	07/07/2010 13:45	<0.019 ug/L	0.019 ug/L
77651	1,2-Dibromoethane	SP	N	504.1	07/07/2010 13:45	<0.019 ug/L	0.019 ug/L
001087	Vanadium	SP	N	6010B	06/30/2010 16:35	2.1 ug/L	10 ug/L
000929	Sodium	SP	N	6010B	06/30/2010 16:35	25 mg/L	1.0 mg/L
001077	Silver	SP	N	6010B	06/30/2010 16:35	<10 ug/L	10 ug/L
001055	Manganese	SP	N	6010B	06/30/2010 16:35	0.45 ug/L	10 ug/L
001105	Aluminum	SP	N	6010B	06/30/2010 16:35	23 ug/L	100 ug/L
001092	Zinc	SP	N	6010B	06/30/2010 16:35	<20 ug/L	20 ug/L
001147	Selenium	SP	N	6010B	06/30/2010 16:35	<15 ug/L	15 ug/L
001034	Chromium	SP	N	6010B	06/30/2010 16:35	<10 ug/L	10 ug/L
001037	Cobalt	SP	N	6010B	06/30/2010 16:35	<10 ug/L	10 ug/L
001007	Barium	SP	N	6010B	06/30/2010 16:35	5.8 ug/L	10 ug/L
001027	Cadmium	SP	N	6010B	06/30/2010 16:35	<5.0 ug/L	5.0 ug/L
001051	Lead	SP	N	6010B	06/30/2010 16:35	<9.0 ug/L	9.0 ug/L
001067	Nickel	SP	N	6010B	06/30/2010 16:35	<40 ug/L	40 ug/L
001042	Copper	SP	N	6010B	06/30/2010 16:35	0.74 ug/L	15 ug/L
001045	Iron	SP	N	6010B	06/30/2010 16:35	23 ug/L	100 ug/L
001002	Arsenic	SP	N	6020	07/07/2010 04:13	1.1 ug/L	5.0 ug/L
001097	Antimony	SP	N	6020	07/07/2010 04:13	0.43 ug/L	2.0 ug/L
001059	Thallium	SP	N	6020	07/07/2010 04:13	0.049 ug/L	1.0 ug/L
001012	Beryllium	SP	N	6020	07/07/2010 04:13	<1.0 ug/L	1.0 ug/L
71900	Mercury	SP	N	7470A	06/28/2010 20:52	<0.20 ug/L	0.20 ug/L
34531	1,2-Dichloroethane	SP	N	8260B	07/06/2010 03:11	<1.0 ug/L	1.0 ug/L
34536	1,2-Dichlorobenzene	SP	N	8260B	07/06/2010 03:11	<1.0 ug/L	1.0 ug/L
81595	2-Butanone (MEK)	SP	N	8260B	07/06/2010 03:11	<6.0 ug/L	6.0 ug/L
77103	2-Hexanone	SP	N	8260B	07/06/2010 03:11	<5.0 ug/L	5.0 ug/L
34541	1,2-Dichloropropane	SP	N	8260B	07/06/2010 03:11	<1.0 ug/L	1.0 ug/L
34571	1,4-Dichlorobenzene	SP	N	8260B	07/06/2010 03:11	<1.0 ug/L	1.0 ug/L
77443	1,2,3-Trichloropropane	SP	N	8260B	07/06/2010 03:11	<2.5 ug/L	2.5 ug/L

* Attach Laboratory Reports

PART III ANALYTICAL RESULTS

Facility GMS#:

Sample Date/Time: 06/24/2010 06:30AM

Test Site ID #: 19868

Report Period: 2010 / 2
Year / Qtr

Well Name: MW-8R

Well Purged (Y/N): Y

Classification of Groundwater: G-II

Well Type: (X) Background
( ) Detection
( ) Compliance
( ) Other

Groundwater Elevation (NGVD):

or (MSL): 56.12

Storet Code	Parameter Monitored	Sampling Method	Field Filtered (Y/N)	Analysis Method	Analysis Date/Time	* Analysis Result/Units	Detection Limit/Units
34516	1,1,2,2-Tetrachloroethane	SP	N	8260B	07/06/2010 03:11	<1.0 ug/L	1.0 ug/L
34511	1,1,2-Trichloroethane	SP	N	8260B	07/06/2010 03:11	<1.0 ug/L	1.0 ug/L
34496	1,1-Dichloroethane	SP	N	8260B	07/06/2010 03:11	<1.0 ug/L	1.0 ug/L
34506	1,1,1-Trichloroethane	SP	N	8260B	07/06/2010 03:11	<1.0 ug/L	1.0 ug/L
34501	1,1-Dichloroethene	SP	N	8260B	07/06/2010 03:11	<1.0 ug/L	1.0 ug/L
81596	4-Methyl-2-pentanone (MIBK)	SP	N	8260B	07/06/2010 03:11	<5.0 ug/L	5.0 ug/L
77562	1,1,1,2-Tetrachloroethane	SP	N	8260B	07/06/2010 03:11	<1.0 ug/L	1.0 ug/L
77596	Dibromomethane	SP	N	8260B	07/06/2010 03:11	<1.0 ug/L	1.0 ug/L
34371	Ethylbenzene	SP	N	8260B	07/06/2010 03:11	<1.0 ug/L	1.0 ug/L
77424	Iodomethane	SP	N	8260B	07/06/2010 03:11	<1.0 ug/L	1.0 ug/L
34704	cis-1,3-Dichloropropene	SP	N	8260B	07/06/2010 03:11	<1.0 ug/L	1.0 ug/L
32105	Dibromochloromethane	SP	N	8260B	07/06/2010 03:11	<1.0 ug/L	1.0 ug/L
34010	Toluene	SP	N	8260B	07/06/2010 03:11	<1.0 ug/L	1.0 ug/L
81552	Acetone	SP	N	8260B	07/06/2010 03:11	<10 ug/L	10 ug/L
34423	Methylene Chloride	SP	N	8260B	07/06/2010 03:11	<2.0 ug/L	2.0 ug/L
77128	Styrene	SP	N	8260B	07/06/2010 03:11	<1.0 ug/L	1.0 ug/L
34475	Tetrachloroethene	SP	N	8260B	07/06/2010 03:11	<1.0 ug/L	1.0 ug/L
77093	cis-1,2-Dichloroethene	SP	N	8260B	07/06/2010 03:11	<1.0 ug/L	1.0 ug/L
32101	Bromodichloromethane	SP	N	8260B	07/06/2010 03:11	<1.0 ug/L	1.0 ug/L
32104	Bromoform	SP	N	8260B	07/06/2010 03:11	<1.0 ug/L	1.0 ug/L
34413	Bromomethane	SP	N	8260B	07/06/2010 03:11	<2.0 ug/L	2.0 ug/L
34215	Acrylonitrile	SP	N	8260B	07/06/2010 03:11	<20 ug/L	20 ug/L
78124	Benzene	SP	N	8260B	07/06/2010 03:11	<1.0 ug/L	1.0 ug/L
73085	Bromochloromethane	SP	N	8260B	07/06/2010 03:11	<1.0 ug/L	1.0 ug/L
34311	Chloroethane	SP	N	8260B	07/06/2010 03:11	<2.0 ug/L	2.0 ug/L
32106	Chloroform	SP	N	8260B	07/06/2010 03:11	<1.0 ug/L	1.0 ug/L
34418	Chloromethane	SP	N	8260B	07/06/2010 03:11	<2.0 ug/L	2.0 ug/L
77041	Carbon disulfide	SP	N	8260B	07/06/2010 03:11	<2.0 ug/L	2.0 ug/L
32102	Carbon tetrachloride	SP	N	8260B	07/06/2010 03:11	<1.0 ug/L	1.0 ug/L
34301	Chlorobenzene	SP	N	8260B	07/06/2010 03:11	<1.0 ug/L	1.0 ug/L
34699	trans-1,3-Dichloropropene	SP	N	8260B	07/06/2010 03:11	<3.0 ug/L	3.0 ug/L
81551	Xylenes (total)	SP	N	8260B	07/06/2010 03:11	<2.0 ug/L	2.0 ug/L

* Attach Laboratory Reports

PART III ANALYTICAL RESULTS

Facility GMS#:

Test Site ID #: 19868

Sample Date/Time: 06/24/2010 06:30AM

Report Period: 2010 / 2
Year / Qtr

Well Name: MW-8R

Classification of Groundwater: G-II

Groundwater Elevation (NGVD):

or (MSL): 56.12

Well Purged (Y/N): Y

Well Type:
(X) Background
( ) Detection
( ) Compliance
( ) Other

Storet Code	Parameter Monitored	Sampling Method	Field Filtered (Y/N)	Analysis Method	Analysis Date/Time	* Analysis Result/Units	Detection Limit/Units
39175	Vinyl chloride	SP	N	8260B	07/06/2010 03:11	<1.0 ug/L	1.0 ug/L
34546	trans-1,2-Dichloroethene	SP	N	8260B	07/06/2010 03:11	<1.0 ug/L	1.0 ug/L
39180	Trichloroethene	SP	N	8260B	07/06/2010 03:11	<1.0 ug/L	1.0 ug/L
49263	trans-1,4-Dichloro-2-butene	SP	N	8260B	07/06/2010 03:11	<3.0 ug/L	3.0 ug/L
77057	Vinyl acetate	SP	N	8260B	07/06/2010 03:11	<3.0 ug/L	3.0 ug/L
34488	Trichlorofluoromethane	SP	N	8260B	07/06/2010 03:11	<2.0 ug/L	2.0 ug/L
82078	Field Turbidity	SP	N	Field Sampling	06/24/2010 06:30	3.46 NTU	-
082545	Groundwater Elevation	SP	N	Field Sampling	06/24/2010 06:30	56.12 ft/msl	-
000299	Field Dissolved Oxygen	SP	N	Field Sampling	06/24/2010 06:30	3.8 mg/L	-
000094	Field Conductivity	SP	N	Field Sampling	06/24/2010 06:30	186 umhos/cm	-
00010	Field Temperature	SP	N	Field Sampling	06/24/2010 06:30	24.0 Degrees C	-
000406	Field pH	SP	N	Field Sampling	06/24/2010 06:30	7.24 SU	-
00080	Color	SP	N	SM 2120B	06/25/2010 15:45	<5.0 PCU	5.0 PCU
70300	Total Dissolved Solids	SP	N	SM 2540C	06/30/2010 08:27	100 mg/L	10 mg/L

* Attach Laboratory Reports

PART III ANALYTICAL RESULTS

Facility GMS#:

Sample Date/Time: 06/24/2010 10:31AM

Test Site ID #: 19879

Report Period: 2010 / 2
Year / Qtr

Well Name: MW-FL1

Well Purged (Y/N): Y

Classification of Groundwater: G-II

Well Type:
( ) Background
( ) Detection
(X) Compliance
( ) Other

Groundwater Elevation (NGVD):

or (MSL): 53.36

Storet Code	Parameter Monitored	Sampling Method	Field Filtered (Y/N)	Analysis Method	Analysis Date/Time	* Analysis Result/Units	Detection Limit/Units
00940	Chloride	BP	N	300.0	06/25/2010 21:02	11 mg/L	3.0 mg/L
00620	Nitrate as N	BP	N	300.0	06/25/2010 21:02	1.3 mg/L	0.50 mg/L
000610	Ammonia as N	BP	N	350.1	07/02/2010 13:23	<0.10 mg/L	0.10 mg/L
38437	1,2-Dibromo-3-Chloropropane	BP	N	504.1	07/07/2010 14:04	<0.019 ug/L	0.019 ug/L
77651	1,2-Dibromoethane	BP	N	504.1	07/07/2010 14:04	<0.019 ug/L	0.019 ug/L
001077	Silver	BP	N	6010B	06/30/2010 16:37	<10 ug/L	10 ug/L
000929	Sodium	BP	N	6010B	06/30/2010 16:37	5.4 mg/L	1.0 mg/L
001087	Vanadium	BP	N	6010B	06/30/2010 16:37	2.4 ug/L	10 ug/L
001055	Manganese	BP	N	6010B	06/30/2010 16:37	21 ug/L	10 ug/L
001105	Aluminum	BP	N	6010B	06/30/2010 16:37	510 ug/L	100 ug/L
001092	Zinc	BP	N	6010B	06/30/2010 16:37	5.3 ug/L	20 ug/L
001051	Lead	BP	N	6010B	06/30/2010 16:37	<9.0 ug/L	9.0 ug/L
001067	Nickel	BP	N	6010B	06/30/2010 16:37	1.4 ug/L	40 ug/L
001147	Selenium	BP	N	6010B	06/30/2010 16:37	<15 ug/L	15 ug/L
001037	Cobalt	BP	N	6010B	06/30/2010 16:37	0.29 ug/L	10 ug/L
001042	Copper	BP	N	6010B	06/30/2010 16:37	0.79 ug/L	15 ug/L
001045	Iron	BP	N	6010B	06/30/2010 16:37	420 ug/L	100 ug/L
001034	Chromium	BP	N	6010B	06/30/2010 16:37	3.6 ug/L	10 ug/L
001007	Barium	BP	N	6010B	06/30/2010 16:37	45 ug/L	10 ug/L
001027	Cadmium	BP	N	6010B	06/30/2010 16:37	<5.0 ug/L	5.0 ug/L
001097	Antimony	BP	N	6020	07/07/2010 04:16	0.090 ug/L	2.0 ug/L
001012	Beryllium	BP	N	6020	07/07/2010 04:16	<1.0 ug/L	1.0 ug/L
001059	Thallium	BP	N	6020	07/07/2010 04:16	0.12 ug/L	1.0 ug/L
001002	Arsenic	BP	N	6020	07/07/2010 04:16	0.48 ug/L	5.0 ug/L
71900	Mercury	BP	N	7470A	06/28/2010 20:55	<0.20 ug/L	0.20 ug/L
77596	Dibromomethane	BP	N	8260B	07/06/2010 03:34	<1.0 ug/L	1.0 ug/L
32105	Dibromochloromethane	BP	N	8260B	07/06/2010 03:34	<1.0 ug/L	1.0 ug/L
34423	Methylene Chloride	BP	N	8260B	07/06/2010 03:34	<2.0 ug/L	2.0 ug/L
77424	Iodomethane	BP	N	8260B	07/06/2010 03:34	<1.0 ug/L	1.0 ug/L
34371	Ethylbenzene	BP	N	8260B	07/06/2010 03:34	<1.0 ug/L	1.0 ug/L
32106	Chloroform	BP	N	8260B	07/06/2010 03:34	<1.0 ug/L	1.0 ug/L
34311	Chloroethane	BP	N	8260B	07/06/2010 03:34	<2.0 ug/L	2.0 ug/L

* Attach Laboratory Reports

PART III ANALYTICAL RESULTS

Facility GMS#:

Sample Date/Time: 06/24/2010 10:31AM

Test Site ID #: 19879

Report Period: 2010 / 2
Year / Qtr

Well Name: MW-FL1

Well Purged (Y/N): Y

Classification of Groundwater: G-II

Well Type:
( ) Background
( ) Detection
(X) Compliance
( ) Other

Groundwater Elevation (NGVD):

or (MSL): 53.36

Storet Code	Parameter Monitored	Sampling Method	Field Filtered (Y/N)	Analysis Method	Analysis Date/Time	* Analysis Result/Units	Detection Limit/Units
34301	Chlorobenzene	BP	N	8260B	07/06/2010 03:34	<1.0 ug/L	1.0 ug/L
34704	cis-1,3-Dichloropropene	BP	N	8260B	07/06/2010 03:34	<1.0 ug/L	1.0 ug/L
77093	cis-1,2-Dichloroethene	BP	N	8260B	07/06/2010 03:34	<1.0 ug/L	1.0 ug/L
34418	Chloromethane	BP	N	8260B	07/06/2010 03:34	0.34 ug/L	2.0 ug/L
34488	Trichlorofluoromethane	BP	N	8260B	07/06/2010 03:34	<2.0 ug/L	2.0 ug/L
39180	Trichloroethene	BP	N	8260B	07/06/2010 03:34	<1.0 ug/L	1.0 ug/L
49263	trans-1,4-Dichloro-2-butene	BP	N	8260B	07/06/2010 03:34	<3.0 ug/L	3.0 ug/L
81551	Xylenes (total)	BP	N	8260B	07/06/2010 03:34	<2.0 ug/L	2.0 ug/L
39175	Vinyl chloride	BP	N	8260B	07/06/2010 03:34	<1.0 ug/L	1.0 ug/L
77057	Vinyl acetate	BP	N	8260B	07/06/2010 03:34	<3.0 ug/L	3.0 ug/L
34475	Tetrachloroethene	BP	N	8260B	07/06/2010 03:34	<1.0 ug/L	1.0 ug/L
77128	Styrene	BP	N	8260B	07/06/2010 03:34	<1.0 ug/L	1.0 ug/L
34699	trans-1,3-Dichloropropene	BP	N	8260B	07/06/2010 03:34	<3.0 ug/L	3.0 ug/L
34546	trans-1,2-Dichloroethene	BP	N	8260B	07/06/2010 03:34	<1.0 ug/L	1.0 ug/L
34010	Toluene	BP	N	8260B	07/06/2010 03:34	<1.0 ug/L	1.0 ug/L
34536	1,2-Dichlorobenzene	BP	N	8260B	07/06/2010 03:34	<1.0 ug/L	1.0 ug/L
77443	1,2,3-Trichloropropane	BP	N	8260B	07/06/2010 03:34	<2.5 ug/L	2.5 ug/L
34571	1,4-Dichlorobenzene	BP	N	8260B	07/06/2010 03:34	<1.0 ug/L	1.0 ug/L
34541	1,2-Dichloropropane	BP	N	8260B	07/06/2010 03:34	<1.0 ug/L	1.0 ug/L
34531	1,2-Dichloroethane	BP	N	8260B	07/06/2010 03:34	<1.0 ug/L	1.0 ug/L
34516	1,1,2,2-Tetrachloroethane	BP	N	8260B	07/06/2010 03:34	<1.0 ug/L	1.0 ug/L
34506	1,1,1-Trichloroethane	BP	N	8260B	07/06/2010 03:34	<1.0 ug/L	1.0 ug/L
77562	1,1,1,2-Tetrachloroethane	BP	N	8260B	07/06/2010 03:34	<1.0 ug/L	1.0 ug/L
34501	1,1-Dichloroethene	BP	N	8260B	07/06/2010 03:34	<1.0 ug/L	1.0 ug/L
34496	1,1-Dichloroethane	BP	N	8260B	07/06/2010 03:34	<1.0 ug/L	1.0 ug/L
34511	1,1,2-Trichloroethane	BP	N	8260B	07/06/2010 03:34	<1.0 ug/L	1.0 ug/L
81595	2-Butanone (MEK)	BP	N	8260B	07/06/2010 03:34	<6.0 ug/L	6.0 ug/L
32104	Bromoform	BP	N	8260B	07/06/2010 03:34	<1.0 ug/L	1.0 ug/L
32101	Bromodichloromethane	BP	N	8260B	07/06/2010 03:34	<1.0 ug/L	1.0 ug/L
73085	Bromochloromethane	BP	N	8260B	07/06/2010 03:34	<1.0 ug/L	1.0 ug/L
32102	Carbon tetrachloride	BP	N	8260B	07/06/2010 03:34	<1.0 ug/L	1.0 ug/L
77041	Carbon disulfide	BP	N	8260B	07/06/2010 03:34	<2.0 ug/L	2.0 ug/L

* Attach Laboratory Reports

PART III ANALYTICAL RESULTS

Facility GMS#:

Sample Date/Time: 06/24/2010 10:31AM

Test Site ID #: 19879

Report Period: 2010 / 2
Year / Qtr

Well Name: MW-FL1

Well Purged (Y/N): Y

Classification of Groundwater: G-II

Well Type:
( ) Background
( ) Detection
(X) Compliance
( ) Other

Groundwater Elevation (NGVD):

or (MSL): 53.36

Storet Code	Parameter Monitored	Sampling Method	Field Filtered (Y/N)	Analysis Method	Analysis Date/Time	* Analysis Result/Units	Detection Limit/Units
34413	Bromomethane	BP	N	8260B	07/06/2010 03:34	<2.0 ug/L	2.0 ug/L
81596	4-Methyl-2-pentanone (MIBK)	BP	N	8260B	07/06/2010 03:34	<5.0 ug/L	5.0 ug/L
77103	2-Hexanone	BP	N	8260B	07/06/2010 03:34	<5.0 ug/L	5.0 ug/L
78124	Benzene	BP	N	8260B	07/06/2010 03:34	<1.0 ug/L	1.0 ug/L
34215	Acrylonitrile	BP	N	8260B	07/06/2010 03:34	<20 ug/L	20 ug/L
81552	Acetone	BP	N	8260B	07/06/2010 03:34	2.8 ug/L	10 ug/L
00010	Field Temperature	BP	N	Field Sampling	06/24/2010 10:31	26.4 Degrees C	-
82078	Field Turbidity	BP	N	Field Sampling	06/24/2010 10:31	8.19 NTU	-
082545	Groundwater Elevation	BP	N	Field Sampling	06/24/2010 10:31	53.36 ft/msl	-
000094	Field Conductivity	BP	N	Field Sampling	06/24/2010 10:31	236 umhos/cm	-
000299	Field Dissolved Oxygen	BP	N	Field Sampling	06/24/2010 10:31	3.1 mg/L	-
000406	Field pH	BP	N	Field Sampling	06/24/2010 10:31	7.35 SU	-
00080	Color	BP	N	SM 2120B	06/25/2010 15:45	<5.0 PCU	5.0 PCU
70300	Total Dissolved Solids	BP	N	SM 2540C	06/30/2010 08:27	170 mg/L	10 mg/L

* Attach Laboratory Reports

PART III ANALYTICAL RESULTS

Facility GMS#:

Test Site ID #: 19880

Sample Date/Time: 06/24/2010 11:11AM

Report Period: 2010 / 2
Year / Qtr

Well Name: MW-FL2R

Classification of Groundwater: G-II

Groundwater Elevation (NGVD):

or (MSL): 56.37

Well Purged (Y/N): Y

Well Type:
( ) Background
( ) Detection
(X) Compliance
( ) Other

Storet Code	Parameter Monitored	Sampling Method	Field Filtered (Y/N)	Analysis Method	Analysis Date/Time	* Analysis Result/Units	Detection Limit/Units
00940	Chloride	BP	N	300.0	06/25/2010 21:19	11 mg/L	3.0 mg/L
00620	Nitrate as N	BP	N	300.0	06/25/2010 21:19	0.34 mg/L	0.50 mg/L
000610	Ammonia as N	BP	N	350.1	07/02/2010 13:33	<0.10 mg/L	0.10 mg/L
77651	1,2-Dibromoethane	BP	N	504.1	07/07/2010 14:24	<0.019 ug/L	0.019 ug/L
38437	1,2-Dibromo-3-Chloropropane	BP	N	504.1	07/07/2010 14:24	<0.019 ug/L	0.019 ug/L
001045	Iron	BP	N	6010B	06/30/2010 16:40	290 ug/L	100 ug/L
001042	Copper	BP	N	6010B	06/30/2010 16:40	2.7 ug/L	15 ug/L
001037	Cobalt	BP	N	6010B	06/30/2010 16:40	0.33 ug/L	10 ug/L
001067	Nickel	BP	N	6010B	06/30/2010 16:40	<40 ug/L	40 ug/L
001055	Manganese	BP	N	6010B	06/30/2010 16:40	2.6 ug/L	10 ug/L
001051	Lead	BP	N	6010B	06/30/2010 16:40	<9.0 ug/L	9.0 ug/L
000929	Sodium	BP	N	6010B	06/30/2010 16:40	1.4 mg/L	1.0 mg/L
001087	Vanadium	BP	N	6010B	06/30/2010 16:40	20 ug/L	10 ug/L
001147	Selenium	BP	N	6010B	06/30/2010 16:40	<15 ug/L	15 ug/L
001077	Silver	BP	N	6010B	06/30/2010 16:40	<10 ug/L	10 ug/L
001092	Zinc	BP	N	6010B	06/30/2010 16:40	4.8 ug/L	20 ug/L
001027	Cadmium	BP	N	6010B	06/30/2010 16:40	<5.0 ug/L	5.0 ug/L
001034	Chromium	BP	N	6010B	06/30/2010 16:40	23 ug/L	10 ug/L
001105	Aluminum	BP	N	6010B	06/30/2010 16:40	3000 ug/L	100 ug/L
001007	Barium	BP	N	6010B	06/30/2010 16:40	31 ug/L	10 ug/L
001097	Antimony	BP	N	6020	07/07/2010 04:19	0.51 ug/L	2.0 ug/L
001002	Arsenic	BP	N	6020	07/07/2010 04:19	1.7 ug/L	5.0 ug/L
001059	Thallium	BP	N	6020	07/07/2010 04:19	0.021 ug/L	1.0 ug/L
001012	Beryllium	BP	N	6020	07/07/2010 04:19	<1.0 ug/L	1.0 ug/L
71900	Mercury	BP	N	7470A	06/28/2010 20:57	<0.20 ug/L	0.20 ug/L
34371	Ethylbenzene	BP	N	8260B	07/06/2010 03:57	<1.0 ug/L	1.0 ug/L
77596	Dibromomethane	BP	N	8260B	07/06/2010 03:57	<1.0 ug/L	1.0 ug/L
77424	Iodomethane	BP	N	8260B	07/06/2010 03:57	<1.0 ug/L	1.0 ug/L
77128	Styrene	BP	N	8260B	07/06/2010 03:57	<1.0 ug/L	1.0 ug/L
34423	Methylene Chloride	BP	N	8260B	07/06/2010 03:57	<2.0 ug/L	2.0 ug/L
34418	Chloromethane	BP	N	8260B	07/06/2010 03:57	0.41 ug/L	2.0 ug/L
32106	Chloroform	BP	N	8260B	07/06/2010 03:57	<1.0 ug/L	1.0 ug/L

* Attach Laboratory Reports

PART III ANALYTICAL RESULTS

Facility GMS#: _____

Sample Date/Time: 06/24/2010 11:11AM

Test Site ID #: 19880

Report Period: 2010 / 2
Year / Qtr

Well Name: MW-FL2R

Well Purged (Y/N): Y

Classification of Groundwater: G-II

Well Type:
( ) Background
( ) Detection
(X) Compliance
( ) Other

Groundwater Elevation (NGVD): _____

or (MSL): 56.37

Storet Code	Parameter Monitored	Sampling Method	Field Filtered (Y/N)	Analysis Method	Analysis Date/Time	* Analysis Result/Units	Detection Limit/Units
77093	cis-1,2-Dichloroethene	BP	N	8260B	07/06/2010 03:57	<1.0 ug/L	1.0 ug/L
32105	Dibromochloromethane	BP	N	8260B	07/06/2010 03:57	<1.0 ug/L	1.0 ug/L
34704	cis-1,3-Dichloropropene	BP	N	8260B	07/06/2010 03:57	<1.0 ug/L	1.0 ug/L
49263	trans-1,4-Dichloro-2-butene	BP	N	8260B	07/06/2010 03:57	<3.0 ug/L	3.0 ug/L
34699	trans-1,3-Dichloropropene	BP	N	8260B	07/06/2010 03:57	<3.0 ug/L	3.0 ug/L
39180	Trichloroethene	BP	N	8260B	07/06/2010 03:57	<1.0 ug/L	1.0 ug/L
77057	Vinyl acetate	BP	N	8260B	07/06/2010 03:57	<3.0 ug/L	3.0 ug/L
34488	Trichlorofluoromethane	BP	N	8260B	07/06/2010 03:57	<2.0 ug/L	2.0 ug/L
34546	trans-1,2-Dichloroethene	BP	N	8260B	07/06/2010 03:57	<1.0 ug/L	1.0 ug/L
81551	Xylenes (total)	BP	N	8260B	07/06/2010 03:57	<2.0 ug/L	2.0 ug/L
34475	Tetrachloroethene	BP	N	8260B	07/06/2010 03:57	<1.0 ug/L	1.0 ug/L
39175	Vinyl chloride	BP	N	8260B	07/06/2010 03:57	0.45 ug/L	1.0 ug/L
34010	Toluene	BP	N	8260B	07/06/2010 03:57	<1.0 ug/L	1.0 ug/L
34531	1,2-Dichloroethane	BP	N	8260B	07/06/2010 03:57	<1.0 ug/L	1.0 ug/L
34536	1,2-Dichlorobenzene	BP	N	8260B	07/06/2010 03:57	<1.0 ug/L	1.0 ug/L
81595	2-Butanone (MEK)	BP	N	8260B	07/06/2010 03:57	<6.0 ug/L	6.0 ug/L
34571	1,4-Dichlorobenzene	BP	N	8260B	07/06/2010 03:57	<1.0 ug/L	1.0 ug/L
34541	1,2-Dichloropropane	BP	N	8260B	07/06/2010 03:57	<1.0 ug/L	1.0 ug/L
77443	1,2,3-Trichloropropane	BP	N	8260B	07/06/2010 03:57	<2.5 ug/L	2.5 ug/L
34516	1,1,2,2-Tetrachloroethane	BP	N	8260B	07/06/2010 03:57	<1.0 ug/L	1.0 ug/L
34506	1,1,1-Trichloroethane	BP	N	8260B	07/06/2010 03:57	<1.0 ug/L	1.0 ug/L
77562	1,1,1,2-Tetrachloroethane	BP	N	8260B	07/06/2010 03:57	<1.0 ug/L	1.0 ug/L
34501	1,1-Dichloroethene	BP	N	8260B	07/06/2010 03:57	<1.0 ug/L	1.0 ug/L
34496	1,1-Dichloroethane	BP	N	8260B	07/06/2010 03:57	<1.0 ug/L	1.0 ug/L
34511	1,1,2-Trichloroethane	BP	N	8260B	07/06/2010 03:57	<1.0 ug/L	1.0 ug/L
77103	2-Hexanone	BP	N	8260B	07/06/2010 03:57	<5.0 ug/L	5.0 ug/L
32101	Bromodichloromethane	BP	N	8260B	07/06/2010 03:57	<1.0 ug/L	1.0 ug/L
34311	Chloroethane	BP	N	8260B	07/06/2010 03:57	<2.0 ug/L	2.0 ug/L
77041	Carbon disulfide	BP	N	8260B	07/06/2010 03:57	<2.0 ug/L	2.0 ug/L
32104	Bromoform	BP	N	8260B	07/06/2010 03:57	<1.0 ug/L	1.0 ug/L
32102	Carbon tetrachloride	BP	N	8260B	07/06/2010 03:57	<1.0 ug/L	1.0 ug/L
34301	Chlorobenzene	BP	N	8260B	07/06/2010 03:57	<1.0 ug/L	1.0 ug/L

* Attach Laboratory Reports

PART III ANALYTICAL RESULTS

Facility GMS#:

Sample Date/Time: 06/24/2010 11:11AM

Test Site ID #: 19880

Report Period: 2010 / 2
Year / Qtr

Well Name: MW-FL2R

Well Purged (Y/N): Y

Classification of Groundwater: G-II

Well Type:
( ) Background
( ) Detection
(X) Compliance
( ) Other

Groundwater Elevation (NGVD):

or (MSL): 56.37

Storet Code	Parameter Monitored	Sampling Method	Field Filtered (Y/N)	Analysis Method	Analysis Date/Time	* Analysis Result/Units	Detection Limit/Units
34413	Bromomethane	BP	N	8260B	07/06/2010 03:57	<2.0 ug/L	2.0 ug/L
81552	Acetone	BP	N	8260B	07/06/2010 03:57	5.1 ug/L	10 ug/L
34215	Acrylonitrile	BP	N	8260B	07/06/2010 03:57	<20 ug/L	20 ug/L
78124	Benzene	BP	N	8260B	07/06/2010 03:57	<1.0 ug/L	1.0 ug/L
81596	4-Methyl-2-pentanone (MIBK)	BP	N	8260B	07/06/2010 03:57	<5.0 ug/L	5.0 ug/L
73085	Bromochloromethane	BP	N	8260B	07/06/2010 03:57	<1.0 ug/L	1.0 ug/L
000406	Field pH	BP	N	Field Sampling	06/24/2010 11:11	10.74 SU	-
082545	Groundwater Elevation	BP	N	Field Sampling	06/24/2010 11:11	56.37 ft/msl	-
00010	Field Temperature	BP	N	Field Sampling	06/24/2010 11:11	26.4 Degrees C	-
000299	Field Dissolved Oxygen	BP	N	Field Sampling	06/24/2010 11:11	0.7 mg/L	-
82078	Field Turbidity	BP	N	Field Sampling	06/24/2010 11:11	7.81 NTU	-
000094	Field Conductivity	BP	N	Field Sampling	06/24/2010 11:11	712 umhos/cm	-
00080	Color	BP	N	SM 2120B	06/25/2010 15:45	<5.0 PCU	5.0 PCU
70300	Total Dissolved Solids	BP	N	SM 2540C	06/30/2010 08:27	230 mg/L	10 mg/L

* Attach Laboratory Reports

PART III ANALYTICAL RESULTS

Facility GMS#: _____ Sample Date/Time: 06/24/2010 12:34PM

Test Site ID #: 19881 Report Period: 2010 / 2
Year / Qtr

Well Name: MW-FL3 Well Purged (Y/N): Y

Classification of Groundwater: G-II Well Type: ( ) Background
( ) Detection
(X) Compliance
( ) Other

Groundwater Elevation (NGVD): _____
or (MSL): 53.17

Storet Code	Parameter Monitored	Sampling Method	Field Filtered (Y/N)	Analysis Method	Analysis Date/Time	* Analysis Result/Units	Detection Limit/Units
00940	Chloride	BP	N	300.0	06/25/2010 21:36	8.7 mg/L	3.0 mg/L
00620	Nitrate as N	BP	N	300.0	06/25/2010 21:36	<0.50 mg/L	0.50 mg/L
000610	Ammonia as N	BP	N	350.1	07/02/2010 14:13	<0.10 mg/L	0.10 mg/L
77651	1,2-Dibromoethane	BP	N	504.1	07/07/2010 14:44	<0.019 ug/L	0.019 ug/L
38437	1,2-Dibromo-3-Chloropropane	BP	N	504.1	07/07/2010 14:44	<0.019 ug/L	0.019 ug/L
001147	Selenium	BP	N	6010B	06/30/2010 16:42	<15 ug/L	15 ug/L
001077	Silver	BP	N	6010B	06/30/2010 16:42	<10 ug/L	10 ug/L
001051	Lead	BP	N	6010B	06/30/2010 16:42	<9.0 ug/L	9.0 ug/L
001067	Nickel	BP	N	6010B	06/30/2010 16:42	<40 ug/L	40 ug/L
000929	Sodium	BP	N	6010B	06/30/2010 16:42	5.0 mg/L	1.0 mg/L
001105	Aluminum	BP	N	6010B	06/30/2010 16:42	480 ug/L	100 ug/L
001092	Zinc	BP	N	6010B	06/30/2010 16:42	6.1 ug/L	20 ug/L
001087	Vanadium	BP	N	6010B	06/30/2010 16:42	1.8 ug/L	10 ug/L
001055	Manganese	BP	N	6010B	06/30/2010 16:42	72 ug/L	10 ug/L
001045	Iron	BP	N	6010B	06/30/2010 16:42	460 ug/L	100 ug/L
001027	Cadmium	BP	N	6010B	06/30/2010 16:42	<5.0 ug/L	5.0 ug/L
001007	Barium	BP	N	6010B	06/30/2010 16:42	34 ug/L	10 ug/L
001034	Chromium	BP	N	6010B	06/30/2010 16:42	3.0 ug/L	10 ug/L
001042	Copper	BP	N	6010B	06/30/2010 16:42	1.2 ug/L	15 ug/L
001037	Cobalt	BP	N	6010B	06/30/2010 16:42	<10 ug/L	10 ug/L
001002	Arsenic	BP	N	6020	07/07/2010 04:21	1.0 ug/L	5.0 ug/L
001097	Antimony	BP	N	6020	07/07/2010 04:21	0.071 ug/L	2.0 ug/L
001012	Beryllium	BP	N	6020	07/07/2010 04:21	<1.0 ug/L	1.0 ug/L
001059	Thallium	BP	N	6020	07/07/2010 04:21	0.058 ug/L	1.0 ug/L
71900	Mercury	BP	N	7470A	06/28/2010 20:59	<0.20 ug/L	0.20 ug/L
34511	1,1,2-Trichloroethane	BP	N	8260B	07/06/2010 04:20	<1.0 ug/L	1.0 ug/L
34496	1,1-Dichloroethane	BP	N	8260B	07/06/2010 04:20	<1.0 ug/L	1.0 ug/L
34501	1,1-Dichloroethene	BP	N	8260B	07/06/2010 04:20	<1.0 ug/L	1.0 ug/L
77562	1,1,1,2-Tetrachloroethane	BP	N	8260B	07/06/2010 04:20	<1.0 ug/L	1.0 ug/L
34506	1,1,1-Trichloroethane	BP	N	8260B	07/06/2010 04:20	<1.0 ug/L	1.0 ug/L
34516	1,1,2,2-Tetrachloroethane	BP	N	8260B	07/06/2010 04:20	<1.0 ug/L	1.0 ug/L
77443	1,2,3-Trichloropropane	BP	N	8260B	07/06/2010 04:20	<2.5 ug/L	2.5 ug/L

* Attach Laboratory Reports

PART III ANALYTICAL RESULTS

Facility GMS#:

Test Site ID #: 19881

Sample Date/Time: 06/24/2010 12:34PM

Report Period: 2010 / 2
Year / Qtr

Well Name: MW-FL3

Classification of Groundwater: G-II

Groundwater Elevation (NGVD):

or (MSL): 53.17

Well Purged (Y/N): Y

Well Type:
( ) Background
( ) Detection
(X) Compliance
( ) Other

Storet Code	Parameter Monitored	Sampling Method	Field Filtered (Y/N)	Analysis Method	Analysis Date/Time	* Analysis Result/Units	Detection Limit/Units
34371	Ethylbenzene	BP	N	8260B	07/06/2010 04:20	<1.0 ug/L	1.0 ug/L
77596	Dibromomethane	BP	N	8260B	07/06/2010 04:20	<1.0 ug/L	1.0 ug/L
77424	Iodomethane	BP	N	8260B	07/06/2010 04:20	<1.0 ug/L	1.0 ug/L
77128	Styrene	BP	N	8260B	07/06/2010 04:20	<1.0 ug/L	1.0 ug/L
34423	Methylene Chloride	BP	N	8260B	07/06/2010 04:20	<2.0 ug/L	2.0 ug/L
77093	cis-1,2-Dichloroethene	BP	N	8260B	07/06/2010 04:20	<1.0 ug/L	1.0 ug/L
34418	Chloromethane	BP	N	8260B	07/06/2010 04:20	<2.0 ug/L	2.0 ug/L
34704	cis-1,3-Dichloropropene	BP	N	8260B	07/06/2010 04:20	<1.0 ug/L	1.0 ug/L
32105	Dibromochloromethane	BP	N	8260B	07/06/2010 04:20	<1.0 ug/L	1.0 ug/L
34475	Tetrachloroethene	BP	N	8260B	07/06/2010 04:20	<1.0 ug/L	1.0 ug/L
34488	Trichlorofluoromethane	BP	N	8260B	07/06/2010 04:20	<2.0 ug/L	2.0 ug/L
39180	Trichloroethene	BP	N	8260B	07/06/2010 04:20	<1.0 ug/L	1.0 ug/L
77057	Vinyl acetate	BP	N	8260B	07/06/2010 04:20	<3.0 ug/L	3.0 ug/L
81551	Xylenes (total)	BP	N	8260B	07/06/2010 04:20	0.39 ug/L	2.0 ug/L
39175	Vinyl chloride	BP	N	8260B	07/06/2010 04:20	<1.0 ug/L	1.0 ug/L
34010	Toluene	BP	N	8260B	07/06/2010 04:20	<1.0 ug/L	1.0 ug/L
34546	trans-1,2-Dichloroethene	BP	N	8260B	07/06/2010 04:20	<1.0 ug/L	1.0 ug/L
49263	trans-1,4-Dichloro-2-butene	BP	N	8260B	07/06/2010 04:20	<3.0 ug/L	3.0 ug/L
34699	trans-1,3-Dichloropropene	BP	N	8260B	07/06/2010 04:20	<3.0 ug/L	3.0 ug/L
77103	2-Hexanone	BP	N	8260B	07/06/2010 04:20	<5.0 ug/L	5.0 ug/L
81596	4-Methyl-2-pentanone (MIBK)	BP	N	8260B	07/06/2010 04:20	<5.0 ug/L	5.0 ug/L
34215	Acrylonitrile	BP	N	8260B	07/06/2010 04:20	<20 ug/L	20 ug/L
81552	Acetone	BP	N	8260B	07/06/2010 04:20	<10 ug/L	10 ug/L
81595	2-Butanone (MEK)	BP	N	8260B	07/06/2010 04:20	<6.0 ug/L	6.0 ug/L
34536	1,2-Dichlorobenzene	BP	N	8260B	07/06/2010 04:20	<1.0 ug/L	1.0 ug/L
34531	1,2-Dichloroethane	BP	N	8260B	07/06/2010 04:20	<1.0 ug/L	1.0 ug/L
34571	1,4-Dichlorobenzene	BP	N	8260B	07/06/2010 04:20	<1.0 ug/L	1.0 ug/L
34541	1,2-Dichloropropane	BP	N	8260B	07/06/2010 04:20	<1.0 ug/L	1.0 ug/L
78124	Benzene	BP	N	8260B	07/06/2010 04:20	<1.0 ug/L	1.0 ug/L
32102	Carbon tetrachloride	BP	N	8260B	07/06/2010 04:20	<1.0 ug/L	1.0 ug/L
32106	Chloroform	BP	N	8260B	07/06/2010 04:20	<1.0 ug/L	1.0 ug/L
34311	Chloroethane	BP	N	8260B	07/06/2010 04:20	<2.0 ug/L	2.0 ug/L

* Attach Laboratory Reports

PART III ANALYTICAL RESULTS

Facility GMS#:

Sample Date/Time: 06/24/2010 12:34PM

Test Site ID #: 19881

Report Period: 2010 / 2
Year / Qtr

Well Name: MW-FL3

Well Purged (Y/N): Y

Classification of Groundwater: G-II

Well Type:
( ) Background
( ) Detection
(X) Compliance
( ) Other

Groundwater Elevation (NGVD):

or (MSL): 53.17

Storet Code	Parameter Monitored	Sampling Method	Field Filtered (Y/N)	Analysis Method	Analysis Date/Time	* Analysis Result/Units	Detection Limit/Units
34301	Chlorobenzene	BP	N	8260B	07/06/2010 04:20	<1.0 ug/L	1.0 ug/L
77041	Carbon disulfide	BP	N	8260B	07/06/2010 04:20	<2.0 ug/L	2.0 ug/L
32101	Bromodichloromethane	BP	N	8260B	07/06/2010 04:20	<1.0 ug/L	1.0 ug/L
73085	Bromochloromethane	BP	N	8260B	07/06/2010 04:20	<1.0 ug/L	1.0 ug/L
34413	Bromomethane	BP	N	8260B	07/06/2010 04:20	<2.0 ug/L	2.0 ug/L
32104	Bromoform	BP	N	8260B	07/06/2010 04:20	<1.0 ug/L	1.0 ug/L
00010	Field Temperature	BP	N	Field Sampling	06/24/2010 12:34	26.7 Degrees C	-
000406	Field pH	BP	N	Field Sampling	06/24/2010 12:34	7.36 SU	-
082545	Groundwater Elevation	BP	N	Field Sampling	06/24/2010 12:34	53.17 ft/msl	-
82078	Field Turbidity	BP	N	Field Sampling	06/24/2010 12:34	2.72 NTU	-
000094	Field Conductivity	BP	N	Field Sampling	06/24/2010 12:34	245 umhos/cm	-
000299	Field Dissolved Oxygen	BP	N	Field Sampling	06/24/2010 12:34	0.0 mg/L	-
00080	Color	BP	N	SM 2120B	06/25/2010 15:45	<5.0 PCU	5.0 PCU
70300	Total Dissolved Solids	BP	N	SM 2540C	06/30/2010 08:27	150 mg/L	10 mg/L

* Attach Laboratory Reports

PART III ANALYTICAL RESULTS

Facility GMS#: _____ Sample Date/Time: 06/24/2010 02:30PM

Test Site ID #: _____ Report Period: 2010 / 2
Year / Qtr

Well Name: Equipment Blank Well Purged (Y/N): N

Classification of Groundwater: G-II Well Type: ( ) Background
( ) Detection
( ) Compliance
(X) Other

Groundwater Elevation (NGVD): _____

or (MSL): _____

Storet Code	Parameter Monitored	Sampling Method	Field Filtered (Y/N)	Analysis Method	Analysis Date/Time	* Analysis Result/Units	Detection Limit/Units
00940	Chloride	Z	N	300.0	06/25/2010 22:28	<3.0 mg/L	3.0 mg/L
00620	Nitrate as N	Z	N	300.0	06/25/2010 22:28	<0.50 mg/L	0.50 mg/L
000610	Ammonia as N	Z	N	350.1	07/02/2010 13:35	<0.10 mg/L	0.10 mg/L
77651	1,2-Dibromoethane	Z	N	504.1	07/07/2010 15:03	<0.019 ug/L	0.019 ug/L
38437	1,2-Dibromo-3-Chloropropane	Z	N	504.1	07/07/2010 15:03	<0.019 ug/L	0.019 ug/L
000929	Sodium	Z	N	6010B	06/30/2010 16:45	<1.0 mg/L	1.0 mg/L
001077	Silver	Z	N	6010B	06/30/2010 16:45	<10 ug/L	10 ug/L
001147	Selenium	Z	N	6010B	06/30/2010 16:45	<15 ug/L	15 ug/L
001087	Vanadium	Z	N	6010B	06/30/2010 16:45	<10 ug/L	10 ug/L
001055	Manganese	Z	N	6010B	06/30/2010 16:45	<10 ug/L	10 ug/L
001105	Aluminum	Z	N	6010B	06/30/2010 16:45	<100 ug/L	100 ug/L
001092	Zinc	Z	N	6010B	06/30/2010 16:45	<20 ug/L	20 ug/L
001034	Chromium	Z	N	6010B	06/30/2010 16:45	<10 ug/L	10 ug/L
001037	Cobalt	Z	N	6010B	06/30/2010 16:45	<10 ug/L	10 ug/L
001007	Barium	Z	N	6010B	06/30/2010 16:45	<10 ug/L	10 ug/L
001027	Cadmium	Z	N	6010B	06/30/2010 16:45	<5.0 ug/L	5.0 ug/L
001051	Lead	Z	N	6010B	06/30/2010 16:45	<9.0 ug/L	9.0 ug/L
001067	Nickel	Z	N	6010B	06/30/2010 16:45	<40 ug/L	40 ug/L
001042	Copper	Z	N	6010B	06/30/2010 16:45	<15 ug/L	15 ug/L
001045	Iron	Z	N	6010B	06/30/2010 16:45	<100 ug/L	100 ug/L
001002	Arsenic	Z	N	6020	07/07/2010 04:24	<5.0 ug/L	5.0 ug/L
001097	Antimony	Z	N	6020	07/07/2010 04:24	<2.0 ug/L	2.0 ug/L
001012	Beryllium	Z	N	6020	07/07/2010 04:24	<1.0 ug/L	1.0 ug/L
001059	Thallium	Z	N	6020	07/07/2010 04:24	<1.0 ug/L	1.0 ug/L
71900	Mercury	Z	N	7470A	06/28/2010 21:02	<0.20 ug/L	0.20 ug/L
77596	Dibromomethane	Z	N	8260B	07/06/2010 04:42	<1.0 ug/L	1.0 ug/L
34371	Ethylbenzene	Z	N	8260B	07/06/2010 04:42	<1.0 ug/L	1.0 ug/L
34423	Methylene Chloride	Z	N	8260B	07/06/2010 04:42	<2.0 ug/L	2.0 ug/L
77424	Iodomethane	Z	N	8260B	07/06/2010 04:42	<1.0 ug/L	1.0 ug/L
34418	Chloromethane	Z	N	8260B	07/06/2010 04:42	<2.0 ug/L	2.0 ug/L
32106	Chloroform	Z	N	8260B	07/06/2010 04:42	<1.0 ug/L	1.0 ug/L
77093	cis-1,2-Dichloroethene	Z	N	8260B	07/06/2010 04:42	<1.0 ug/L	1.0 ug/L

* Attach Laboratory Reports

PART III ANALYTICAL RESULTS

Facility GMS#: _____ Sample Date/Time: 06/24/2010 02:30PM

Test Site ID #: _____ Report Period: 2010 / 2
Year / Qtr

Well Name: Equipment Blank Well Purged (Y/N): N

Classification of Groundwater: G-II Well Type: ( ) Background
( ) Detection
( ) Compliance
(X) Other

Groundwater Elevation (NGVD): _____
or (MSL): _____

Storet Code	Parameter Monitored	Sampling Method	Field Filtered (Y/N)	Analysis Method	Analysis Date/Time	* Analysis Result/Units	Detection Limit/Units
32105	Dibromochloromethane	Z	N	8260B	07/06/2010 04:42	<1.0 ug/L	1.0 ug/L
34704	cis-1,3-Dichloropropene	Z	N	8260B	07/06/2010 04:42	<1.0 ug/L	1.0 ug/L
77128	Styrene	Z	N	8260B	07/06/2010 04:42	<1.0 ug/L	1.0 ug/L
34488	Trichlorofluoromethane	Z	N	8260B	07/06/2010 04:42	<2.0 ug/L	2.0 ug/L
39180	Trichloroethene	Z	N	8260B	07/06/2010 04:42	<1.0 ug/L	1.0 ug/L
77057	Vinyl acetate	Z	N	8260B	07/06/2010 04:42	<3.0 ug/L	3.0 ug/L
81551	Xylenes (total)	Z	N	8260B	07/06/2010 04:42	<2.0 ug/L	2.0 ug/L
39175	Vinyl chloride	Z	N	8260B	07/06/2010 04:42	<1.0 ug/L	1.0 ug/L
34475	Tetrachloroethene	Z	N	8260B	07/06/2010 04:42	<1.0 ug/L	1.0 ug/L
34010	Toluene	Z	N	8260B	07/06/2010 04:42	<1.0 ug/L	1.0 ug/L
34699	trans-1,3-Dichloropropene	Z	N	8260B	07/06/2010 04:42	<3.0 ug/L	3.0 ug/L
34546	trans-1,2-Dichloroethene	Z	N	8260B	07/06/2010 04:42	<1.0 ug/L	1.0 ug/L
34311	Chloroethane	Z	N	8260B	07/06/2010 04:42	<2.0 ug/L	2.0 ug/L
34536	1,2-Dichlorobenzene	Z	N	8260B	07/06/2010 04:42	<1.0 ug/L	1.0 ug/L
77443	1,2,3-Trichloropropane	Z	N	8260B	07/06/2010 04:42	<2.5 ug/L	2.5 ug/L
34571	1,4-Dichlorobenzene	Z	N	8260B	07/06/2010 04:42	<1.0 ug/L	1.0 ug/L
34541	1,2-Dichloropropane	Z	N	8260B	07/06/2010 04:42	<1.0 ug/L	1.0 ug/L
34531	1,2-Dichloroethane	Z	N	8260B	07/06/2010 04:42	<1.0 ug/L	1.0 ug/L
34501	1,1-Dichloroethene	Z	N	8260B	07/06/2010 04:42	<1.0 ug/L	1.0 ug/L
34506	1,1,1-Trichloroethane	Z	N	8260B	07/06/2010 04:42	<1.0 ug/L	1.0 ug/L
77562	1,1,1,2-Tetrachloroethane	Z	N	8260B	07/06/2010 04:42	<1.0 ug/L	1.0 ug/L
49263	trans-1,4-Dichloro-2-butene	Z	N	8260B	07/06/2010 04:42	<3.0 ug/L	3.0 ug/L
34496	1,1-Dichloroethane	Z	N	8260B	07/06/2010 04:42	<1.0 ug/L	1.0 ug/L
34511	1,1,2-Trichloroethane	Z	N	8260B	07/06/2010 04:42	<1.0 ug/L	1.0 ug/L
34516	1,1,2,2-Tetrachloroethane	Z	N	8260B	07/06/2010 04:42	<1.0 ug/L	1.0 ug/L
81595	2-Butanone (MEK)	Z	N	8260B	07/06/2010 04:42	<6.0 ug/L	6.0 ug/L
32104	Bromoform	Z	N	8260B	07/06/2010 04:42	<1.0 ug/L	1.0 ug/L
32101	Bromodichloromethane	Z	N	8260B	07/06/2010 04:42	<1.0 ug/L	1.0 ug/L
73085	Bromochloromethane	Z	N	8260B	07/06/2010 04:42	<1.0 ug/L	1.0 ug/L
34413	Bromomethane	Z	N	8260B	07/06/2010 04:42	<2.0 ug/L	2.0 ug/L
34301	Chlorobenzene	Z	N	8260B	07/06/2010 04:42	<1.0 ug/L	1.0 ug/L
32102	Carbon tetrachloride	Z	N	8260B	07/06/2010 04:42	<1.0 ug/L	1.0 ug/L

* Attach Laboratory Reports

PART III ANALYTICAL RESULTS

Facility GMS#: _____

Test Site ID #: _____

Sample Date/Time: 06/24/2010 02:30PM

Report Period: 2010 / 2
Year / Qtr

Well Name: Equipment Blank

Classification of Groundwater: G-II

Groundwater Elevation (NGVD): _____

or (MSL): _____

Well Purged (Y/N): N

Well Type:
( ) Background
( ) Detection
( ) Compliance
(X) Other

Storet Code	Parameter Monitored	Sampling Method	Field Filtered (Y/N)	Analysis Method	Analysis Date/Time	* Analysis Result/Units	Detection Limit/Units
77041	Carbon disulfide	Z	N	8260B	07/06/2010 04:42	<2.0 ug/L	2.0 ug/L
81596	4-Methyl-2-pentanone (MIBK)	Z	N	8260B	07/06/2010 04:42	<5.0 ug/L	5.0 ug/L
77103	2-Hexanone	Z	N	8260B	07/06/2010 04:42	<5.0 ug/L	5.0 ug/L
34215	Acrylonitrile	Z	N	8260B	07/06/2010 04:42	<20 ug/L	20 ug/L
78124	Benzene	Z	N	8260B	07/06/2010 04:42	<1.0 ug/L	1.0 ug/L
81552	Acetone	Z	N	8260B	07/06/2010 04:42	3.3 ug/L	10 ug/L
000406	Field pH	Z	N	Field Sampling	06/24/2010 14:30	6.90 SU	-
000299	Field Dissolved Oxygen	Z	N	Field Sampling	06/24/2010 14:30	4.6 mg/L	-
000094	Field Conductivity	Z	N	Field Sampling	06/24/2010 14:30	2 umhos/cm	-
00010	Field Temperature	Z	N	Field Sampling	06/24/2010 14:30	24.4 Degrees C	-
82078	Field Turbidity	Z	N	Field Sampling	06/24/2010 14:30	0.0 NTU	-
00080	Color	Z	N	SM 2120B	06/26/2010 12:58	<5.0 PCU	5.0 PCU
70300	Total Dissolved Solids	Z	N	SM 2540C	06/30/2010 08:27	9.0 mg/L	10 mg/L

* Attach Laboratory Reports

PART III ANALYTICAL RESULTS

Facility GMS#: _____ Sample Date/Time: 06/24/2010 02:20PM

Test Site ID #: _____ Report Period: 2010 / 2
Year / Qtr

Well Name: Field Blank Well Purged (Y/N): N

Classification of Groundwater: G-II Well Type: ( ) Background
( ) Detection
( ) Compliance
(X) Other

Groundwater Elevation (NGVD): _____
or (MSL): _____

Storet Code	Parameter Monitored	Sampling Method	Field Filtered (Y/N)	Analysis Method	Analysis Date/Time	* Analysis Result/Units	Detection Limit/Units
00620	Nitrate as N	Z	N	300.0	06/25/2010 22:46	0.86 mg/L	0.50 mg/L
00940	Chloride	Z	N	300.0	06/25/2010 22:46	<3.0 mg/L	3.0 mg/L
000610	Ammonia as N	Z	N	350.1	07/02/2010 14:17	<0.10 mg/L	0.10 mg/L
77651	1,2-Dibromoethane	Z	N	504.1	07/07/2010 15:23	<0.019 ug/L	0.019 ug/L
38437	1,2-Dibromo-3-Chloropropane	Z	N	504.1	07/07/2010 15:23	<0.019 ug/L	0.019 ug/L
000929	Sodium	Z	N	6010B	06/30/2010 16:47	<1.0 mg/L	1.0 mg/L
001077	Silver	Z	N	6010B	06/30/2010 16:47	<10 ug/L	10 ug/L
001147	Selenium	Z	N	6010B	06/30/2010 16:47	<15 ug/L	15 ug/L
001087	Vanadium	Z	N	6010B	06/30/2010 16:47	<10 ug/L	10 ug/L
001055	Manganese	Z	N	6010B	06/30/2010 16:47	<10 ug/L	10 ug/L
001105	Aluminum	Z	N	6010B	06/30/2010 16:47	<100 ug/L	100 ug/L
001092	Zinc	Z	N	6010B	06/30/2010 16:47	<20 ug/L	20 ug/L
001034	Chromium	Z	N	6010B	06/30/2010 16:47	<10 ug/L	10 ug/L
001037	Cobalt	Z	N	6010B	06/30/2010 16:47	<10 ug/L	10 ug/L
001007	Barium	Z	N	6010B	06/30/2010 16:47	<10 ug/L	10 ug/L
001027	Cadmium	Z	N	6010B	06/30/2010 16:47	<5.0 ug/L	5.0 ug/L
001051	Lead	Z	N	6010B	06/30/2010 16:47	<9.0 ug/L	9.0 ug/L
001067	Nickel	Z	N	6010B	06/30/2010 16:47	<40 ug/L	40 ug/L
001042	Copper	Z	N	6010B	06/30/2010 16:47	<15 ug/L	15 ug/L
001045	Iron	Z	N	6010B	06/30/2010 16:47	<100 ug/L	100 ug/L
001002	Arsenic	Z	N	6020	07/07/2010 04:27	<5.0 ug/L	5.0 ug/L
001097	Antimony	Z	N	6020	07/07/2010 04:27	<2.0 ug/L	2.0 ug/L
001012	Beryllium	Z	N	6020	07/07/2010 04:27	<1.0 ug/L	1.0 ug/L
001059	Thallium	Z	N	6020	07/07/2010 04:27	<1.0 ug/L	1.0 ug/L
71900	Mercury	Z	N	7470A	06/28/2010 21:04	<0.20 ug/L	0.20 ug/L
34371	Ethylbenzene	Z	N	8260B	07/06/2010 05:05	<1.0 ug/L	1.0 ug/L
77596	Dibromomethane	Z	N	8260B	07/06/2010 05:05	<1.0 ug/L	1.0 ug/L
77424	Iodomethane	Z	N	8260B	07/06/2010 05:05	<1.0 ug/L	1.0 ug/L
77128	Styrene	Z	N	8260B	07/06/2010 05:05	<1.0 ug/L	1.0 ug/L
34423	Methylene Chloride	Z	N	8260B	07/06/2010 05:05	<2.0 ug/L	2.0 ug/L
34418	Chloromethane	Z	N	8260B	07/06/2010 05:05	<2.0 ug/L	2.0 ug/L
32106	Chloroform	Z	N	8260B	07/06/2010 05:05	<1.0 ug/L	1.0 ug/L

* Attach Laboratory Reports

PART III ANALYTICAL RESULTS

Facility GMS#: _____ Sample Date/Time: 06/24/2010 02:20PM

Test Site ID #: _____ Report Period: 2010 / 2
Year / Qtr

Well Name: Field Blank Well Purged (Y/N): N

Classification of Groundwater: G-II Well Type: ( ) Background
( ) Detection
( ) Compliance
(X) Other

Groundwater Elevation (NGVD): _____
or (MSL): _____

Storet Code	Parameter Monitored	Sampling Method	Field Filtered (Y/N)	Analysis Method	Analysis Date/Time	* Analysis Result/Units	Detection Limit/Units
77093	cis-1,2-Dichloroethene	Z	N	8260B	07/06/2010 05:05	<1.0 ug/L	1.0 ug/L
32105	Dibromochloromethane	Z	N	8260B	07/06/2010 05:05	<1.0 ug/L	1.0 ug/L
34704	cis-1,3-Dichloropropene	Z	N	8260B	07/06/2010 05:05	<1.0 ug/L	1.0 ug/L
34488	Trichlorofluoromethane	Z	N	8260B	07/06/2010 05:05	<2.0 ug/L	2.0 ug/L
39180	Trichloroethene	Z	N	8260B	07/06/2010 05:05	<1.0 ug/L	1.0 ug/L
77057	Vinyl acetate	Z	N	8260B	07/06/2010 05:05	<3.0 ug/L	3.0 ug/L
81551	Xylenes (total)	Z	N	8260B	07/06/2010 05:05	<2.0 ug/L	2.0 ug/L
39175	Vinyl chloride	Z	N	8260B	07/06/2010 05:05	<1.0 ug/L	1.0 ug/L
49263	trans-1,4-Dichloro-2-butene	Z	N	8260B	07/06/2010 05:05	<3.0 ug/L	3.0 ug/L
34475	Tetrachloroethene	Z	N	8260B	07/06/2010 05:05	<1.0 ug/L	1.0 ug/L
34010	Toluene	Z	N	8260B	07/06/2010 05:05	<1.0 ug/L	1.0 ug/L
34699	trans-1,3-Dichloropropene	Z	N	8260B	07/06/2010 05:05	<3.0 ug/L	3.0 ug/L
34546	trans-1,2-Dichloroethene	Z	N	8260B	07/06/2010 05:05	<1.0 ug/L	1.0 ug/L
34531	1,2-Dichloroethane	Z	N	8260B	07/06/2010 05:05	<1.0 ug/L	1.0 ug/L
34536	1,2-Dichlorobenzene	Z	N	8260B	07/06/2010 05:05	<1.0 ug/L	1.0 ug/L
81595	2-Butanone (MEK)	Z	N	8260B	07/06/2010 05:05	<6.0 ug/L	6.0 ug/L
34571	1,4-Dichlorobenzene	Z	N	8260B	07/06/2010 05:05	<1.0 ug/L	1.0 ug/L
34541	1,2-Dichloropropane	Z	N	8260B	07/06/2010 05:05	<1.0 ug/L	1.0 ug/L
77443	1,2,3-Trichloropropane	Z	N	8260B	07/06/2010 05:05	<2.5 ug/L	2.5 ug/L
34516	1,1,2,2-Tetrachloroethane	Z	N	8260B	07/06/2010 05:05	<1.0 ug/L	1.0 ug/L
34506	1,1,1-Trichloroethane	Z	N	8260B	07/06/2010 05:05	<1.0 ug/L	1.0 ug/L
77562	1,1,1,2-Tetrachloroethane	Z	N	8260B	07/06/2010 05:05	<1.0 ug/L	1.0 ug/L
34501	1,1-Dichloroethene	Z	N	8260B	07/06/2010 05:05	<1.0 ug/L	1.0 ug/L
34496	1,1-Dichloroethane	Z	N	8260B	07/06/2010 05:05	<1.0 ug/L	1.0 ug/L
34511	1,1,2-Trichloroethane	Z	N	8260B	07/06/2010 05:05	<1.0 ug/L	1.0 ug/L
77103	2-Hexanone	Z	N	8260B	07/06/2010 05:05	<5.0 ug/L	5.0 ug/L
77041	Carbon disulfide	Z	N	8260B	07/06/2010 05:05	<2.0 ug/L	2.0 ug/L
34413	Bromomethane	Z	N	8260B	07/06/2010 05:05	<2.0 ug/L	2.0 ug/L
32104	Bromoform	Z	N	8260B	07/06/2010 05:05	<1.0 ug/L	1.0 ug/L
34311	Chloroethane	Z	N	8260B	07/06/2010 05:05	<2.0 ug/L	2.0 ug/L
34301	Chlorobenzene	Z	N	8260B	07/06/2010 05:05	<1.0 ug/L	1.0 ug/L
32102	Carbon tetrachloride	Z	N	8260B	07/06/2010 05:05	<1.0 ug/L	1.0 ug/L

* Attach Laboratory Reports

PART III ANALYTICAL RESULTS

Facility GMS#: _____

Test Site ID #: _____

Sample Date/Time: 06/24/2010 02:20PM

Report Period: 2010 / 2
Year / Qtr

Well Name: Field Blank

Classification of Groundwater: G-II

Groundwater Elevation (NGVD): _____

or (MSL): _____

Well Purged (Y/N): N

Well Type:
( ) Background
( ) Detection
( ) Compliance
(X) Other

Storet Code	Parameter Monitored	Sampling Method	Field Filtered (Y/N)	Analysis Method	Analysis Date/Time	* Analysis Result/Units	Detection Limit/Units
32101	Bromodichloromethane	Z	N	8260B	07/06/2010 05:05	<1.0 ug/L	1.0 ug/L
81552	Acetone	Z	N	8260B	07/06/2010 05:05	6.2 ug/L	10 ug/L
81596	4-Methyl-2-pentanone (MIBK)	Z	N	8260B	07/06/2010 05:05	<5.0 ug/L	5.0 ug/L
73085	Bromochloromethane	Z	N	8260B	07/06/2010 05:05	<1.0 ug/L	1.0 ug/L
78124	Benzene	Z	N	8260B	07/06/2010 05:05	<1.0 ug/L	1.0 ug/L
34215	Acrylonitrile	Z	N	8260B	07/06/2010 05:05	<20 ug/L	20 ug/L
000299	Field Dissolved Oxygen	Z	N	Field Sampling	06/24/2010 14:20	4.9 mg/L	-
000406	Field pH	Z	N	Field Sampling	06/24/2010 14:20	6.87 SU	-
000094	Field Conductivity	Z	N	Field Sampling	06/24/2010 14:20	2 umhos/cm	-
82078	Field Turbidity	Z	N	Field Sampling	06/24/2010 14:20	0.01 NTU	-
00010	Field Temperature	Z	N	Field Sampling	06/24/2010 14:20	24.3 Degrees C	-
00080	Color	Z	N	SM 2120B	06/26/2010 12:58	<5.0 PCU	5.0 PCU
70300	Total Dissolved Solids	Z	N	SM 2540C	06/30/2010 08:27	15 mg/L	10 mg/L

* Attach Laboratory Reports

PART III ANALYTICAL RESULTS

Facility GMS#: _____ Sample Date/Time: 06/24/2010 12:00AM

Test Site ID #: _____ Report Period: 2010 / 2
Year / Qtr

Well Name: TRIP BLANK Well Purged (Y/N): N

Classification of Groundwater: G-II Well Type: ( ) Background
( ) Detection
( ) Compliance
(X) Other

Groundwater Elevation (NGVD): _____
or (MSL): _____

Storet Code	Parameter Monitored	Sampling Method	Field Filtered (Y/N)	Analysis Method	Analysis Date/Time	* Analysis Result/Units	Detection Limit/Units
81596	4-Methyl-2-pentanone (MIBK)	Z	N	8260B	07/06/2010 08:44	<5.0 ug/L	5.0 ug/L
81552	Acetone	Z	N	8260B	07/06/2010 08:44	<10 ug/L	10 ug/L
34215	Acrylonitrile	Z	N	8260B	07/06/2010 08:44	<20 ug/L	20 ug/L
81595	2-Butanone (MEK)	Z	N	8260B	07/06/2010 08:44	<6.0 ug/L	6.0 ug/L
77103	2-Hexanone	Z	N	8260B	07/06/2010 08:44	<5.0 ug/L	5.0 ug/L
32104	Bromoform	Z	N	8260B	07/06/2010 08:44	<1.0 ug/L	1.0 ug/L
34413	Bromomethane	Z	N	8260B	07/06/2010 08:44	<2.0 ug/L	2.0 ug/L
77041	Carbon disulfide	Z	N	8260B	07/06/2010 08:44	<2.0 ug/L	2.0 ug/L
78124	Benzene	Z	N	8260B	07/06/2010 08:44	<1.0 ug/L	1.0 ug/L
73085	Bromochloromethane	Z	N	8260B	07/06/2010 08:44	<1.0 ug/L	1.0 ug/L
32101	Bromodichloromethane	Z	N	8260B	07/06/2010 08:44	<1.0 ug/L	1.0 ug/L
34511	1,1,2-Trichloroethane	Z	N	8260B	07/06/2010 08:44	<1.0 ug/L	1.0 ug/L
34496	1,1-Dichloroethane	Z	N	8260B	07/06/2010 08:44	<1.0 ug/L	1.0 ug/L
34501	1,1-Dichloroethene	Z	N	8260B	07/06/2010 08:44	<1.0 ug/L	1.0 ug/L
77562	1,1,1,2-Tetrachloroethane	Z	N	8260B	07/06/2010 08:44	<1.0 ug/L	1.0 ug/L
34506	1,1,1-Trichloroethane	Z	N	8260B	07/06/2010 08:44	<1.0 ug/L	1.0 ug/L
34516	1,1,2,2-Tetrachloroethane	Z	N	8260B	07/06/2010 08:44	<1.0 ug/L	1.0 ug/L
34531	1,2-Dichloroethane	Z	N	8260B	07/06/2010 08:44	<1.0 ug/L	1.0 ug/L
34541	1,2-Dichloropropane	Z	N	8260B	07/06/2010 08:44	<1.0 ug/L	1.0 ug/L
34571	1,4-Dichlorobenzene	Z	N	8260B	07/06/2010 08:44	<1.0 ug/L	1.0 ug/L
77443	1,2,3-Trichloropropane	Z	N	8260B	07/06/2010 08:44	<2.5 ug/L	2.5 ug/L
34536	1,2-Dichlorobenzene	Z	N	8260B	07/06/2010 08:44	<1.0 ug/L	1.0 ug/L
34010	Toluene	Z	N	8260B	07/06/2010 08:44	<1.0 ug/L	1.0 ug/L
34546	trans-1,2-Dichloroethene	Z	N	8260B	07/06/2010 08:44	<1.0 ug/L	1.0 ug/L
34699	trans-1,3-Dichloropropene	Z	N	8260B	07/06/2010 08:44	<3.0 ug/L	3.0 ug/L
77128	Styrene	Z	N	8260B	07/06/2010 08:44	<1.0 ug/L	1.0 ug/L
34475	Tetrachloroethene	Z	N	8260B	07/06/2010 08:44	<1.0 ug/L	1.0 ug/L
77057	Vinyl acetate	Z	N	8260B	07/06/2010 08:44	<3.0 ug/L	3.0 ug/L
39175	Vinyl chloride	Z	N	8260B	07/06/2010 08:44	<1.0 ug/L	1.0 ug/L
81551	Xylenes (total)	Z	N	8260B	07/06/2010 08:44	<2.0 ug/L	2.0 ug/L
49263	trans-1,4-Dichloro-2-butene	Z	N	8260B	07/06/2010 08:44	<3.0 ug/L	3.0 ug/L
39180	Trichloroethene	Z	N	8260B	07/06/2010 08:44	<1.0 ug/L	1.0 ug/L

* Attach Laboratory Reports

PART III ANALYTICAL RESULTS

Facility GMS#: _____

Test Site ID #: _____

Sample Date/Time: 06/24/2010 12:00AM

Report Period: 2010 / 2
Year / Qtr

Well Name: TRIP BLANK

Classification of Groundwater: G-II

Groundwater Elevation (NGVD): _____

or (MSL): _____

Well Purged (Y/N): N

Well Type:
( ) Background
( ) Detection
( ) Compliance
(X) Other

Storet Code	Parameter Monitored	Sampling Method	Field Filtered (Y/N)	Analysis Method	Analysis Date/Time	* Analysis Result/Units	Detection Limit/Units
34488	Trichlorofluoromethane	Z	N	8260B	07/06/2010 08:44	<2.0 ug/L	2.0 ug/L
34423	Methylene Chloride	Z	N	8260B	07/06/2010 08:44	0.68 ug/L	2.0 ug/L
32106	Chloroform	Z	N	8260B	07/06/2010 08:44	<1.0 ug/L	1.0 ug/L
34418	Chloromethane	Z	N	8260B	07/06/2010 08:44	<2.0 ug/L	2.0 ug/L
77093	cis-1,2-Dichloroethene	Z	N	8260B	07/06/2010 08:44	<1.0 ug/L	1.0 ug/L
32102	Carbon tetrachloride	Z	N	8260B	07/06/2010 08:44	<1.0 ug/L	1.0 ug/L
34301	Chlorobenzene	Z	N	8260B	07/06/2010 08:44	<1.0 ug/L	1.0 ug/L
34311	Chloroethane	Z	N	8260B	07/06/2010 08:44	<2.0 ug/L	2.0 ug/L
77596	Dibromomethane	Z	N	8260B	07/06/2010 08:44	<1.0 ug/L	1.0 ug/L
34371	Ethylbenzene	Z	N	8260B	07/06/2010 08:44	<1.0 ug/L	1.0 ug/L
77424	Iodomethane	Z	N	8260B	07/06/2010 08:44	<1.0 ug/L	1.0 ug/L
34704	cis-1,3-Dichloropropene	Z	N	8260B	07/06/2010 08:44	<1.0 ug/L	1.0 ug/L
32105	Dibromochloromethane	Z	N	8260B	07/06/2010 08:44	<1.0 ug/L	1.0 ug/L

* Attach Laboratory Reports

Login Sample Receipt Check List

Client: Waste Management

Job Number: 280-4797-1

Login Number: 4797

List Source: TestAmerica Denver

Creator: Green, Angel L

List Number: 1

Question	T / F/ NA	Comment
Radioactivity either was not measured or, if measured, is at or below background	True	
The cooler's custody seal, if present, is intact.	True	
The cooler or samples do not appear to have been compromised or tampered with.	True	
Samples were received on ice.	True	
Cooler Temperature is acceptable.	True	
Cooler Temperature is recorded.	True	
COC is present.	True	
COC is filled out in ink and legible.	True	
COC is filled out with all pertinent information.	True	
Is the Field Sampler's name present on COC?	True	
There are no discrepancies between the sample IDs on the containers and the COC.	True	
Samples are received within Holding Time.	True	
Sample containers have legible labels.	True	
Containers are not broken or leaking.	True	
Sample collection date/times are provided.	True	
Appropriate sample containers are used.	True	
Sample bottles are completely filled.	True	
Sample Preservation Verified	True	
There is sufficient vol. for all requested analyses, incl. any requested MS/MSDs	True	
VOA sample vials do not have headspace or bubble is <6mm (1/4") in diameter.	True	
If necessary, staff have been informed of any short hold time or quick TAT needs	True	
Multiphasic samples are not present.	True	
Samples do not require splitting or compositing.	True	

PROFESSIONAL TECHNICAL SUPPORT SERVICES, INC.
Atlanta (770) 723-9939
Baton Rouge (504) 293-0136
Jacksonville (904) 693-3177
Houston (208) 441-7606
Pittsburgh (412) 746-8823

FACILITY NAME: VISTA

PTH TO WATER
EASUREMENTS

DATE: 6-24-10

MONITORING LOCATION	DEPTH TO WATER (ft TOC)	
BPZ-2	29.99	
BPZ-1	33.65	
BPZ	41.46	(MW-12A ON TOP)
BPZ	38.00	(MW-16B ON TOP)
BPZ	44.11	(MW-9 ON TOP)
MW-14B	46.14	
MW-1	23.70	
MW-8R	43.48	
MW-6AR	50.13	
MW-4B	27.61	
MW-4A	27.48	
MW-2AR	32.24	
MW-2B	35.22	
MW-6BR	50.05	
MW-FL2R	30.39	
MW-7B	54.02	

MONITORING LOCATION	DEPTH TO WATER (ft TOC)
MW-7A	41.96
MW-3A	39.30
MW-3B	39.48
MW-1B	52.90
MW-1A	42.42
MW-FL3	44.32
MW-FL1	39.60
MW-5A	26.50
MW-5B	27.95

WELL CONDITION SUMMARY

Site: VISTA

Personnel: DAN ARMOUR / BEN RAMJEAWAN

Date: 6-24-10

Page 1 of 2

Well ID	Protective Casing	Well Casing	Label	Lock	Sample Equipment Type	General Turbidity	Well Yield	Comments/Observations *
MW-1B	☒ OK ☐ Damaged	☒ OK ☐ Damaged	☒ OK ☐ Inadequate	☒ Yes ☐ No	DEDICATED BLADDER PUMP	☒ Clear ☐ Turbid	☒ OK ☐ Inadequate	
MW-1A	☒ OK ☐ Damaged	☒ OK ☐ Damaged	☒ OK ☐ Inadequate	☒ Yes ☐ No	"	☒ Clear ☐ Turbid	☒ OK ☐ Inadequate	
MW-2AR	☒ OK ☐ Damaged	☒ OK ☐ Damaged	☒ OK ☐ Inadequate	☒ Yes ☐ No	"	☒ Clear ☐ Turbid	☒ OK ☐ Inadequate	
MW-2B	☒ OK ☐ Damaged	☒ OK ☐ Damaged	☒ OK ☐ Inadequate	☒ Yes ☐ No	"	☒ Clear ☐ Turbid	☒ OK ☐ Inadequate	
MW-3A	☒ OK ☐ Damaged	☒ OK ☐ Damaged	☒ OK ☐ Inadequate	☒ Yes ☐ No	"	☒ Clear ☐ Turbid	☒ OK ☐ Inadequate	
MW-3B	☒ OK ☐ Damaged	☒ OK ☐ Damaged	☒ OK ☐ Inadequate	☒ Yes ☐ No	"	☒ Clear ☐ Turbid	☒ OK ☐ Inadequate	
MW-4A	☒ OK ☐ Damaged	☒ OK ☐ Damaged	☒ OK ☐ Inadequate	☒ Yes ☐ No	"	☒ Clear ☐ Turbid	☒ OK ☐ Inadequate	
MW-4B	☒ OK ☐ Damaged	☒ OK ☐ Damaged	☒ OK ☐ Inadequate	☒ Yes ☐ No	"	☒ Clear ☐ Turbid	☒ OK ☐ Inadequate	
MW-5A	☒ OK ☐ Damaged	☒ OK ☐ Damaged	☒ OK ☐ Inadequate	☒ Yes ☐ No	"	☒ Clear ☐ Turbid	☒ OK ☐ Inadequate	
MW-5B	☒ OK ☐ Damaged	☒ OK ☐ Damaged	☒ OK ☐ Inadequate	☒ Yes ☐ No	"	☒ Clear ☐ Turbid	☒ OK ☐ Inadequate	

* Note ponding water, weep holes, or any other information pertaining to well condition. Provide additional details on listed items.
Return this form to site manager and/or Complaince Manager/Engineer

WELL CONDITION SUMMARY

Site: VISTA

Personnel: DAN ARMOUR / BEN RAMJEAWAN

Date: 6-24-10

Well ID	Protective Casing	Well Casing	Label	Lock	Sample Equipment Type	General Turbidity	Well Yield	Comments/Observations *
MW-6AR	☒ OK ☐ Damaged	☒ OK ☐ Damaged	☒ OK ☐ Inadequate	☒ Yes ☐ No	DEDICATED BLADDER PUMP	☒ Clear ☐ Turbid	☒ OK ☐ Inadequate	
MW-6BR	☒ OK ☐ Damaged	☒ OK ☐ Damaged	☒ OK ☐ Inadequate	☒ Yes ☐ No	"	☒ Clear ☐ Turbid	☒ OK ☐ Inadequate	
MW-7A	☒ OK ☐ Damaged	☒ OK ☐ Damaged	☒ OK ☐ Inadequate	☒ Yes ☐ No	"	☒ Clear ☐ Turbid	☒ OK ☐ Inadequate	
MW-7B	☒ OK ☐ Damaged	☒ OK ☐ Damaged	☒ OK ☐ Inadequate	☒ Yes ☐ No	"	☒ Clear ☐ Turbid	☒ OK ☐ Inadequate	
MW-FL1	☒ OK ☐ Damaged	☒ OK ☐ Damaged	☒ OK ☐ Inadequate	☒ Yes ☐ No	"	☒ Clear ☐ Turbid	☒ OK ☐ Inadequate	
MW-FL2R	☒ OK ☐ Damaged	☒ OK ☐ Damaged	☒ OK ☐ Inadequate	☒ Yes ☐ No	"	☒ Clear ☐ Turbid	☒ OK ☐ Inadequate	
MW-FL3	☒ OK ☐ Damaged	☒ OK ☐ Damaged	☒ OK ☐ Inadequate	☒ Yes ☐ No	"	☒ Clear ☐ Turbid	☒ OK ☐ Inadequate	
MW-8R	☒ OK ☐ Damaged	☒ OK ☒ Damaged	☒ OK ☐ Inadequate	☒ Yes ☐ No	SUBMERSIBLE PUMP	☒ Clear ☐ Turbid	☒ OK ☐ Inadequate	WELL HAS A BEND IN CASING ~20 FT. BGS
	☐ OK ☐ Damaged	☐ OK ☐ Damaged	☐ OK ☐ Inadequate	☐ Yes ☐ No		☐ Clear ☐ Turbid	☐ OK ☐ Inadequate	
	☐ OK ☐ Damaged	☐ OK ☐ Damaged	☐ OK ☐ Inadequate	☐ Yes ☐ No		☐ Clear ☐ Turbid	☐ OK ☐ Inadequate	

* Note ponding water, weep holes, or any other information pertaining to well condition. Provide additional details on listed items.
Return this form to site manager and/or Complaince Manager/Engineer

Form FD 9000-8: FIELD INSTRUMENT CALIBRATION RECORDS

INSTRUMENT (MAKE/MODEL#) HANNA HI 9828 INSTRUMENT # 08103272

PARAMETER: *[check only one]*

☐ TEMPERATURE ☒ CONDUCTIVITY ☐ SALINITY ☐ pH ☐ ORP
☐ TURBIDITY ☐ RESIDUAL Cl ☐ DO ☐ OTHER _____

STANDARDS: *[Specify the type(s) of standards used for calibration, the origin of the standards, the standard values, and the date the standards were prepared or purchased]*

Standard A 84 uS/cm PINE ENVIRONMENTAL EXP: 08-2010
Standard B 1413 uS/cm PINE ENVIRONMENTAL EXP: 06-2010
Standard C _____

DATE (yy/mm/dd)	TIME (hr:min)	STD (A, B, C)	STD VALUE	INSTRUMENT RESPONSE	% DEV	CALIBRATED (YES, NO)	TYPE (INIT, CONT)	SAMPLER INITIALS
10/06/22	0700	A	84	AUTO CAL	–	YES	INIT	BR
10/06/22	0700	B	1413	"	–	YES	INIT	BR
10/06/23	0630	A	84	AUTO CAL	–	YES	CONT	BR
10/06/23	0630	B	1413	"	–	YES	CONT	BR
10/06/24	0530	A	84	AUTO CAL	–	YES	CONT	BR
10/06/24	0530	B	1413	"	–	YES	CONT	BR

Form FD 9000-8: FIELD INSTRUMENT CALIBRATION RECORDS

INSTRUMENT (MAKE/MODEL#) HI 9828 INSTRUMENT # 08103272

PARAMETER: *[check only one]*

☐ TEMPERATURE ☐ CONDUCTIVITY ☐ SALINITY ☐ pH ☐ ORP
☐ TURBIDITY ☐ RESIDUAL Cl ☒ DO ☐ OTHER _____

STANDARDS: *[Specify the type(s) of standards used for calibration, the origin of the standards, the standard values, and the date the standards were prepared or purchased]*

Standard A SATURATED AIR

Standard B _____

Standard C _____

DATE (yy/mm/dd)	TIME (hr:min)	STD (A, B, C)	STD VALUE	INSTRUMENT RESPONSE	% DEV	CALIBRATED (YES, NO)	TYPE (INIT, CONT)	SAMPLER INITIALS
10/06/22	0700	A	8.233	8.19	0.04	YES	INIT	BR
10/06/23	0630	A	8.233	8.20	0.03	YES	CONT	BR
10/06/24	0530	A	8.263	8.21	0.05	YES	CONT	BR

Form FD 9000-8: FIELD INSTRUMENT CALIBRATION RECORDS

INSTRUMENT (MAKE/MODEL#) HFSCIENTIFIC MICRO TPW INSTRUMENT # _____

PARAMETER: *[check only one]* TPW

- ☐ TEMPERATURE
- ☐ CONDUCTIVITY
- ☐ SALINITY
- ☐ pH
- ☐ ORP
- ☒ TURBIDITY
- ☐ RESIDUAL Cl
- ☐ DO
- ☐ OTHER _____

STANDARDS: *[Specify the type(s) of standards used for calibration, the origin of the standards, the standard values, and the date the standards were prepared or purchased]*

Standard A 1000 NTU HFSCIENTIFIC LOT# 90504 EXP: NOV 2010

Standard B 10.0 NTU HFSCIENTIFIC LOT# 90534 EXP: NOV 2010

Standard C 0.02 NTU HFSCIENTIFIC LOT# 90501 EXP: NOV 2010

DATE (yy/mm/dd)	TIME (hr:min)	STD (A, B, C)	STD VALUE	INSTRUMENT RESPONSE	% DEV	CALIBRATED (YES, NO)	TYPE (INIT, CONT)	SAMPLER INITIALS
10/06/23	0700	A	1000	AUTOCAL	–	YES	INIT	BR
|	|	B	10	|	–	YES	INIT	BR
		C	0.02		–	YES	INIT	BR
10/06/23	0630	A	1000	AUTOCAL	–	YES	CONT	BR
|	|	B	10	|	–	YES	CONT	BR
		C	0.02		–	YES	CONT	BR
10/06/24	0530	A	1000	AUTO CAL	–	YES	CONT	BR
|	|	B	10	|	–	YES	CONT	BR
		C	0.02		–	YES	CONT	BR

Form FD 9000-8: FIELD INSTRUMENT CALIBRATION RECORDS

INSTRUMENT (MAKE/MODEL#) HANNA HI9828 INSTRUMENT # 08103272

PARAMETER: *[check only one]*

- ☐ TEMPERATURE
- ☐ CONDUCTIVITY
- ☐ SALINITY
- ☒ pH
- ☐ ORP
- ☐ TURBIDITY
- ☐ RESIDUAL Cl
- ☐ DO
- ☐ OTHER _____

STANDARDS: *[Specify the type(s) of standards used for calibration, the origin of the standards, the standard values, and the date the standards were prepared or purchased]*

Standard A HANNA 7.01 (std) EXP: 04/2013

Standard B HANNA 4.01 (std) EXP: 04/2013

Standard C HANNA 10.01 (std) EXP: 04/2013

DATE (yy/mm/dd)	TIME (hr/min)	STD (A, B, C)	STD VALUE	INSTRUMENT RESPONSE	% DEV	CALIBRATED (YES NO)	TYPE (INIT, CONT)	SAMPLER INITIALS
10/06/22	0700	A	7.01	AUTO CAL	–	YES	INIT	BR
|	|	B	4.01	|	–	YES	INIT	BR
|	|	C	10.01	|	–	YES	INIT	BR
10/06/23	0630	A	7.01	AUTO CALIB	–	YES	CONT	BR
|	|	B	4.01	|	–	YES	CONT	BR
|	|	C	10.01	|	–	YES	CONT	BR
10/06/24	0530	A	7.01	AUTO CAL	–	YES	CONT	BR
|	|	B	4.01	|	–	YES	CONT	BR
|	|	C	10.01	|	–	YES	CONT	BR

Form FD 9000-8: FIELD INSTRUMENT CALIBRATION RECORDS

INSTRUMENT (MAKE/MODEL#) HFSCIENTIFIC MICRO TPI INSTRUMENT # 200710329

PARAMETER: *[check only one]*

☐ TEMPERATURE ☐ CONDUCTIVITY ☐ SALINITY ☐ pH ☐ ORP

☒ TURBIDITY ☐ RESIDUAL Cl ☐ DO ☐ OTHER _____

STANDARDS: *[Specify the type(s) of standards used for calibration, the origin of the standards, the standard values, and the date the standards were prepared or purchased]*

Standard A 1000 NTU HFSCIENTIFIC LOT# 90504 EXP: NOV 2010

Standard B 10.0 NTU HFSCIENTIFIC LOT# 90534 EXP: NOV 2010

Standard C 0.02 NTU HFSCIENTIFIC LOT# 90501 EXP: NOV 2010

DATE (yy/mm/dd)	TIME (hr:min)	STD (A, B, C)	STD VALUE	INSTRUMENT RESPONSE	% DEV	CALIBRATED (YES, NO)	TYPE (INIT, CONT)	SAMPLER INITIALS
10/06/22	0700	A	1000	AUTO CAL	–	YES	INIT	DSA
|	|	B	10	"	–	YES	INIT	DSA
		C	0.02	"	–	YES	INIT	DSA
10/06/23	0630	A	1000	AUTO CAL	–	YES	CONT	DSA
|	|	B	10	|	–	YES	CONT	DSA
		C	0.02		–	YES	CONT	DSA
10/06/24	0530	A	1000	AUTO CAL	–	YES	CONT	DSA
|	|	B	10	"	–	YES	CONT	DSA
		C	0.02	"	–	YES	CONT	DSA

Form FD 9000-8: FIELD INSTRUMENT CALIBRATION RECORDS

INSTRUMENT (MAKE/MODEL#) HANNA HI 9828 INSTRUMENT # 725490

PARAMETER: *[check only one]*

- ☐ TEMPERATURE
- ☐ CONDUCTIVITY
- ☐ SALINITY
- ☒ pH
- ☐ ORP
- ☐ TURBIDITY
- ☐ RESIDUAL Cl
- ☐ DO
- ☐ OTHER _____

STANDARDS: *[Specify the type(s) of standards used for calibration, the origin of the standards, the standard values, and the date the standards were prepared or purchased]*

Standard A HANNA CAL. SOLUTION 7.01 (std) EXP: 04/2013

Standard B HANNA CAL SOLUTION 4.01 (std) EXP: 04/2013

Standard C HANNA CAL SOLUTION 10.01 (std) EXP: 04/2013

DATE (yy/mm/dd)	TIME (hr:min)	STD (A, B, C)	STD VALUE	INSTRUMENT RESPONSE	% DEV	CALIBRATED (YES, NO)	TYPE (INIT, CONT)	SAMPLER INITIALS
10/06/22	0700	A	7.01	AUTO CAL	–	YES	INIT	DA
|	|	B	4.01	"	–	YES	INIT	DA
		C	10.01	"	–	YES	INIT	DA
10/06/23	0630	A	7.01	AUTOCAL	–	YES	CONT	DA
|		B	4.01	|	–	YES	CONT	DA
		C	10.01		–	YES	CONT	DA
10/06/24	0530	A	7.01	AUTO CAL	–	YES	CONT	DA
|	|	B	4.01	"	–	YES	CONT	DA
		C	10.01	"	–	YES	CONT	DA

Form FD 9000-8: FIELD INSTRUMENT CALIBRATION RECORDS

INSTRUMENT (MAKE/MODEL#) HANNA HI9828 **INSTRUMENT #** 725490

PARAMETER: *[check only one]*

- ☐ TEMPERATURE
- ☒ CONDUCTIVITY
- ☐ SALINITY
- ☐ pH
- ☐ ORP
- ☐ TURBIDITY
- ☐ RESIDUAL Cl
- ☐ DO
- ☐ OTHER _____

STANDARDS: *[Specify the type(s) of standards used for calibration, the origin of the standards, the standard values, and the date the standards were prepared or purchased]*

Standard A 84 uS/cm PINE ENVIRONMENTAL EXP: 08-2010

Standard B 1413 uS/cm PINE ENVIRONMENTAL EXP: 06-2010

Standard C _____

DATE (yy/mm/dd)	TIME (hr:min)	STD (A, B, C)	STD VALUE	INSTRUMENT RESPONSE	% DEV	CALIBRATED (YES, NO)	TYPE (INIT, CONT)	SAMPLER INITIALS
10/06/22	0700	A	84	AUTO CAL	–	YES	INIT	DGA
10/06/22	0700	B	1413	"	–	YES	INIT	DGA
10/06/23	0630	A	84	AUTO CAL	–	YES	CONT	DGA
10/06/23	0630	B	1413	AUTO CAL	–	YES	CONT	DGA
10/06/24	0530	A	84	AUTO CAL	–	YES	CONT	DGA
10/06/24	0530	B	1413	"	–	YES	CONT	DGA

Table FS 2200-2
Dissolved Oxygen Saturation

TEMP	D.O.	mg/L	TEMP	D.O.	mg/L	TEMP	D.O.	mg/L	TEMP	D.O.	mg/L
deg C	SAT.	20%	deg C	SAT.	20%	deg C	SAT.	20%	deg C	SAT.	20%
15.0	10.084	2.017	19.0	9.276	1.855	23.0	8.578	1.716	27.0	7.968	1.594
15.1	10.062	2.012	19.1	9.258	1.852	23.1	8.562	1.712	27.1	7.954	1.591
15.2	10.040	2.008	19.2	9.239	1.848	23.2	8.546	1.709	27.2	7.940	1.588
15.3	10.019	2.004	19.3	9.220	1.844	23.3	8.530	1.706	27.3	7.926	1.585
15.4	9.997	1.999	19.4	9.202	1.840	23.4	8.514	1.703	27.4	7.912	1.582
15.5	9.976	1.995	19.5	9.184	1.837	23.5	8.498	1.700	27.5	7.898	1.580
15.6	9.955	1.991	19.6	9.165	1.833	23.6	8.482	1.696	27.6	7.884	1.577
15.7	9.934	1.987	19.7	9.147	1.829	23.7	8.466	1.693	27.7	7.870	1.574
15.8	9.912	1.982	19.8	9.129	1.826	23.8	8.450	1.690	27.8	7.856	1.571
15.9	9.891	1.978	19.9	9.111	1.822	23.9	8.434	1.687	27.9	7.842	1.568
16.0	9.870	1.974	20.0	9.092	1.818	24.0	8.418	1.684	28.0	7.828	1.566
16.1	9.849	1.970	20.1	9.074	1.815	24.1	8.403	1.681	28.1	7.814	1.563
16.2	9.829	1.966	20.2	9.056	1.811	24.2	8.387	1.677	28.2	7.800	1.560
16.3	9.808	1.962	20.3	9.039	1.808	24.3	8.371	1.674	28.3	7.786	1.557
16.4	9.787	1.957	20.4	9.021	1.804	24.4	8.356	1.671	28.4	7.773	1.555
16.5	9.767	1.953	20.5	9.003	1.801	24.5	8.340	1.668	28.5	7.759	1.552
16.6	9.746	1.949	20.6	8.985	1.797	24.6	8.325	1.665	28.6	7.745	1.549
16.7	9.726	1.945	20.7	8.968	1.794	24.7	8.309	1.662	28.7	7.732	1.546
16.8	9.705	1.941	20.8	8.950	1.790	24.8	8.294	1.659	28.8	7.718	1.544
16.9	9.685	1.937	20.9	8.932	1.786	24.9	8.279	1.656	28.9	7.705	1.541
17.0	9.665	1.933	21.0	8.915	1.783	25.0	8.263	1.653	29.0	7.691	1.538
17.1	9.645	1.929	21.1	8.898	1.780	25.1	8.248	1.650	29.1	7.678	1.536
17.2	9.625	1.925	21.2	8.880	1.776	25.2	8.233	1.647	29.2	7.664	1.533
17.3	9.605	1.921	21.3	8.863	1.773	25.3	8.218	1.644	29.3	7.651	1.530
17.4	9.585	1.917	21.4	8.846	1.769	25.4	8.203	1.641	29.4	7.638	1.528
17.5	9.565	1.913	21.5	8.829	1.766	25.5	8.188	1.638	29.5	7.625	1.525
17.6	9.545	1.909	21.6	8.812	1.762	25.6	8.173	1.635	29.6	7.611	1.522
17.7	9.526	1.905	21.7	8.794	1.759	25.7	8.158	1.632	29.7	7.598	1.520
17.8	9.506	1.901	21.8	8.777	1.755	25.8	8.143	1.629	29.8	7.585	1.517
17.9	9.486	1.897	21.9	8.761	1.752	25.9	8.128	1.626	29.9	7.572	1.514
18.0	9.467	1.893	22.0	8.744	1.749	26.0	8.114	1.623	30.0	7.559	1.512
18.1	9.448	1.890	22.1	8.727	1.745	26.1	8.099	1.620	30.1	7.546	1.509
18.2	9.428	1.886	22.2	8.710	1.742	26.2	8.084	1.617	30.2	7.533	1.507
18.3	9.409	1.882	22.3	8.693	1.739	26.3	8.070	1.614	30.3	7.520	1.504
18.4	9.390	1.878	22.4	8.677	1.735	26.4	8.055	1.611	30.4	7.507	1.501
18.5	9.371	1.874	22.5	8.660	1.732	26.5	8.040	1.608	30.5	7.494	1.499
18.6	9.352	1.870	22.6	8.644	1.729	26.6	8.026	1.605	30.6	7.481	1.496
18.7	9.333	1.867	22.7	8.627	1.725	26.7	8.012	1.602	30.7	7.468	1.494
18.8	9.314	1.863	22.8	8.611	1.722	26.8	7.997	1.599	30.8	7.456	1.491
18.9	9.295	1.859	22.9	8.595	1.719	26.9	7.983	1.597	30.9	7.443	1.489

Derived using the formula in Standard Methods for the Examination of Water and Wastewater, Page 4-101, 18th Edition, 1992

Form FD 9000-8: FIELD INSTRUMENT CALIBRATION RECORDS

INSTRUMENT (MAKE/MODEL#) HANNA HI 9828 INSTRUMENT # 725490

PARAMETER: *[check only one]*

☐ TEMPERATURE ☐ CONDUCTIVITY ☐ SALINITY ☐ pH ☐ ORP

☐ TURBIDITY ☐ RESIDUAL Cl ☒ DO ☐ OTHER _____

STANDARDS: *[Specify the type(s) of standards used for calibration, the origin of the standards, the standard values, and the date the standards were prepared or purchased]*

Standard A SATURATED AIR

Standard B _____

Standard C _____

DATE (yy/mm/dd)	TIME (hr:min)	STD (A, B, C)	STD VALUE	INSTRUMENT RESPONSE	% DEV	CALIBRATED (YES, NO)	TYPE (INIT, CONT)	SAMPLER INITIALS
10/06/22	0700	A	8.218	8.14	0.08	YES	INIT	DGA
10/06/23	0630	A	8.248	8.19	0.06	YES	CONT	DGA
10/06/24	0530	A	8.309	8.20	0.11	YES	CONT	DGA
								✓

APPENDIX B

COMPACT DISK CONTAINING REPORT IN .PDF FORMAT AND ADaPT FILE