




9675 Range Line Road
Port St. Lucie, Florida 34987

**RETURN RECEIPT
REQUESTED**

CERTIFIED

P 391 227 901

MAIL



CAROL NEEDS
FLORIDA DEPARTMENT OF ENVIRONMENTAL REGULATION
SOUTHEAST DISTRICT
1900 CONGRESS AVENUE, SUITE A
WEST PALM BEACH, FL 33406



Florida Tire Recycling, Inc.

RECEIVED

SEP 10 1992

DEPT. OF ENVIRONMENTAL REG.
WEST PALM BEACH

September 9, 1992

Carol Meeds
FLORIDA DEPARTMENT OF ENVIRONMENTAL REGULATION
Southeast District
1900 Congress Avenue, Suite A
West Palm Beach, Fl. 33406

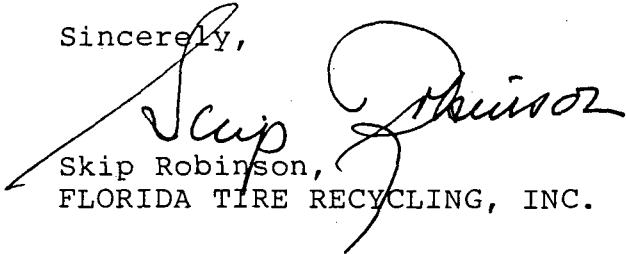
RE: SEALED COPY OF THE CLOSURE ESTIMATE

Dear Ms. Meeds:

As per our conversation this date please find enclosed the original, sealed copy of the closure estimate sent by facsimile on August 27, 1992.

I apologize for the delay in forwarding this copy to you; I had expected to hand deliver it during our next meeting.

Sincerely,


Skip Robinson,
FLORIDA TIRE RECYCLING, INC.

encl

cc James R. Brindell



CULPEPPER &
TERPENING, INC.

DEPT. OF ENVIRONMENTAL REG.
WEST PALM BEACH

Consulting Engineers • Land Surveyors

805 Virginia Avenue, Suite 15 • P.O. Box 1449
Ft. Pierce, FL 34954 • (407) 464-3537

RECEIVED

SEP 10 1992

August 26, 1992

Job No. 87-77

PICK-UP/FAX:

Mr. Jack Wilson
Florida Tire Recycling
10151 Range Line Road
Port St. Lucie, FL 34987

Re: **Florida Tire Recycling**
Estimate of Waste Tire
Disposal Costs

Dear Mr. Wilson:

As requested, we have prepared a cost estimate the closure of your facility and have based our calculations on our letter dated July 20, 1992, in which we estimated the quantity of unprocessed tires presently stored at your facility.

The passenger tire estimate is based upon the disposal costs quoted by the Solid Waste Authority of Palm Beach County in their correspondence of July 29, 1992. The cost of transportation to Palm Beach County has been estimated at \$4.10/Ton, an average between the two estimates submitted.

The truck tire estimate is based upon the disposal cost at the St. Lucie County Landfill at \$80.00/Ton and a transportation cost of \$2.05/Ton.
The cost of disposal is as follows:

Volumes & Weight Estimates

Passenger Tires:

9,230 CY @ 100 CY/Ton 923 Tons

Truck & Off-Road Tires:

10,097 CY Stacked

13,290 CY Loose

23,387 CY @ 100CY/Ton 2,339 Tons

Closure Costs

Passenger:

| | | | |
|-----------------|------------------------|--------------------|--------------|
| Disposal: | 923 Tons @ \$50.00/Ton | \$ 46,150.00 | |
| Transportation: | 923 Tons @ \$4.10/Ton | <u>\$ 3,784.30</u> | |
| | | | \$ 49,934.30 |

Truck & Off-Road Tires:


| | | | |
|-----------------|--------------------------|-----------------|---------------------|
| Disposal: | 2,339 Tons @ \$80.00/Ton | \$187,120.00 | |
| Transportation: | 2,339 Tons @ \$ 2.05/Ton | <u>4,794.95</u> | |
| | | | <u>\$191,914.95</u> |
| | | | \$241,849.25 |

August 21, 1992
To: Jack Wilson/FL Tire
Re: FL Tire Recycling/Disposal - #87-77
Page 2 of 2

If there are any further questions or comments with regard to this matter please feel free to contact our office.

Sincerely,

CULPEPPER & TERPENING, INC.



James P. Terpening, P.E.
Vice President

JPT/djw