



4426 Entrepot Blvd.  
Tallahassee, FL 32310  
Phone (850) 576-9764  
Fax: (850) 576-8060

<b>From:</b> John Hinsey	<b>Date:</b>
-----------------------------	--------------


<b>To:</b> Nichole

**Company:**

<b>Phone:</b>	
<b>Fax:</b>	850-595-8097

**Fax Transmittal**

Number of pages including cover sheet: 3



Call 850-576-9764 if we can help in any way.  
Thank-you.



### Figure 11.1-2 Daily Inspection of Storage Tank Equipment

Equipment Safety-Kleen

4426 Entrepot Blvd

Tallahassee, FL 32310

USEPA ID No. ELD982133159

Inspected By (Name/Title):

*Shernice McPhaul*

Inspector's Signature:

*Shernice McPhaul*

Note: Items Marked with an Asterisk (\*) are Considered difficult to monitor (DTM) and are inspected ANNUALLY only.

	MON	TUES	WED	THURS	FRI
Date:	4/19/08	4/18/08	4/19/08	4/10/08	4/10/08
Time:	6:15	6:15	4:00	3:00	3:30

Highlighted items must be inspected daily.  
PUMP, FITTING, OR VALVE AND NUMBER:

	MON	TUES	WED	THURS	FRI
2" Threaded Ball Valve #1	<del>A</del> N	<del>A</del> N	<del>A</del> N	<del>A</del> N	<del>A</del> N
2" Threaded fitting (end cap) #2	<del>A</del> N	<del>A</del> N	<del>A</del> N	<del>A</del> N	<del>A</del> N
2" Treaded fitting (tee) #3	<del>A</del> N	<del>A</del> N	<del>A</del> N	<del>A</del> N	<del>A</del> N
2" 4-way threaded fitting #4	<del>A</del> N	<del>A</del> N	<del>A</del> N	<del>A</del> N	<del>A</del> N
1 1/2" Threaded 90° fitting #5*	A N	A N	A N	A N	A N
1 1/2" Threaded gate valve #6*	A N	A N	A N	A N	A N
1 1/2" Threaded fitting #7*	A N	A N	A N	A N	A N
1 1/2" Threaded 90° fitting #8*	A N	A N	A N	A N	A N
1 1/2" Threaded union #9*	A N	A N	A N	A N	A N
1 1/2" Threaded fitting #10*	A N	A N	A N	A N	A N
Flanged Regulator #11*	A N	A N	A N	A N	A N
1 1/2" Threaded fitting #12*	A N	A N	A N	A N	A N
1 1/2" Threaded fitting (tee) #13*	A N	A N	A N	A N	A N
1 1/2" Threaded fitting #13.1*	A N	A N	A N	A N	A N
1 1/2" Threaded 90° fitting #14*	A N	A N	A N	A N	A N
1 1/2" Threaded fitting (union) #15*	A N	A N	A N	A N	A N
Flange #16*	A N	A N	A N	A N	A N
Regulator #17*	A N	A N	A N	A N	A N
Flange #18*	A N	A N	A N	A N	A N
2" Threaded Gate Valve #19	<del>A</del> N	<del>A</del> N	<del>A</del> N	<del>A</del> N	<del>A</del> N
2" Threaded Gate Valve #20	<del>A</del> N	<del>A</del> N	<del>A</del> N	<del>A</del> N	<del>A</del> N
2" Threaded Gate Valve #20.1	<del>A</del> N	<del>A</del> N	<del>A</del> N	<del>A</del> N	<del>A</del> N
Waste MS Pump #21	<del>A</del> N	<del>A</del> N	<del>A</del> N	<del>A</del> N	<del>A</del> N
2" threaded fitting union #22*	A N	A N	A N	A N	A N

Items Marked with asterisk (\*) are considered difficult to monitor (DTM) and are inspected annually.

Highlighted items must be inspected daily.

If "N", enter pump or valve number: # \_\_\_\_\_ and circle appropriate problem: potential leak, actual leak, sticking, wear, does not operate smoothly, other: \_\_\_\_\_

For all leaks and potential leaks, the Leak Detection and Repair Record *must* be completed. A = Acceptable N = Not Acceptable

A = Acceptable N = Not Acceptable

Manager Signature: \_\_\_\_\_

*[Signature]*

Draw a line through valve and pump I.D. numbers which do not apply.

Continued on next page

PUMP FITTING, OR VALVE AND NUMBER		Equipment Inspection									
		Mon		Tues		Wed		Thurs		Friday	
2" Threaded fitting (tee)*	#23*	A	N	A	N	A	N	A	N	A	N
Strainer assembly*	#24*	A	N	A	N	A	N	A	N	A	N
2" Threaded fitting 90° elbow*	#25*	A	N	A	N	A	N	A	N	A	N
2" Threaded fitting 90° elbow*	#26*	A	N	A	N	A	N	A	N	A	N
2" Threaded union*	#27*	A	N	A	N	A	N	A	N	A	N
Waste Recirculation pump	#28	A	N	A	N	A	N	A	N	A	N
1 1/2" Threaded fitting (tee)*	#29*	A	N	A	N	A	N	A	N	A	N
1 1/2" x 2" Threaded coupling*	#30*	A	N	A	N	A	N	A	N	A	N
2" Threaded union*	#31*	A	N	A	N	A	N	A	N	A	N
2" Threaded Check Valve*	#32*	A	N	A	N	A	N	A	N	A	N
2" Threaded 45° fitting*	#33*	A	N	A	N	A	N	A	N	A	N
2" Threaded 45° fitting*	#34*	A	N	A	N	A	N	A	N	A	N
2" Threaded 45° fitting*	#35*	A	N	A	N	A	N	A	N	A	N
2" Threaded 45° fitting*	#36*	A	N	A	N	A	N	A	N	A	N
2" Threaded fitting	#37	A	N	A	N	A	N	A	N	A	N
2" Threaded fitting	#38	A	N	A	N	A	N	A	N	A	N
2" Threaded fitting	#39	A	N	A	N	A	N	A	N	A	N
2" Threaded fitting*	#40*	A	N	A	N	A	N	A	N	A	N
2" Threaded tee fitting*	#41*	A	N	A	N	A	N	A	N	A	N
2" Threaded fitting*	#42*	A	N	A	N	A	N	A	N	A	N
Manway flange*	#43*	A	N	A	N	A	N	A	N	A	N
Conversion Vent*	#44*	A	N	A	N	A	N	A	N	A	N
3" Threaded fitting*	#45*	A	N	A	N	A	N	A	N	A	N
Threaded adapter at high level alarm*	#46*	A	N	A	N	A	N	A	N	A	N
Manway flange	#47	A	N	A	N	A	N	A	N	A	N
3" Threaded fitting plug	#48	A	N	A	N	A	N	A	N	A	N
3" Threaded fitting plug	#49	A	N	A	N	A	N	A	N	A	N
3" Threaded Internal Emergency Valve	#50	A	N	A	N	A	N	A	N	A	N
3" Threaded Gate Valve	#51	A	N	A	N	A	N	A	N	A	N
3" Threaded Internal Emergency Valve	#52	A	N	A	N	A	N	A	N	A	N
3" Flanged Connection	#53	A	N	A	N	A	N	A	N	A	N
3" Threaded Flanged Gate Valve	#54	A	N	A	N	A	N	A	N	A	N
3" Flanged Connection	#55	A	N	A	N	A	N	A	N	A	N
3" Threaded 90° fitting	#56	A	N	A	N	A	N	A	N	A	N
3" Threaded 45° fitting	#57	A	N	A	N	A	N	A	N	A	N
3" Threaded Check Valve	#58	A	N	A	N	A	N	A	N	A	N
3" Threaded Gate Valve	#59	A	N	A	N	A	N	A	N	A	N

If "N", enter pump or valve number, # \_\_\_\_\_ and circle appropriate problem: A = Acceptable N = Not Acceptable potential leak, actual leak, sticking, wear, does not operate smoothly, other \_\_\_\_\_

For all leaks and potential leaks, the Leak Detection Log and Repair Record must be completed

Manager Signature: \_\_\_\_\_

Form 10-02-08 (Rev. 10-02-08) - Items checked with asterisk (\*) are considered difficult to monitor OSHA and are inspected annually.

BRANCH 307902 CSG 22

ELKINS, BYRON

04/22/08 12:55 PAGE 1

FL CSG# 22, Thursday, Week 18 of 2008

18 AM Departure Time: 5/1/2008 7:58:18 AM

### Safety-Kleen

5400 Legacy Dr.  
Cluster II, Building 3  
Plano, Texas 75024  
850 576-9764

CUSTOMER# 3178301 TALLAHASSEE POWERSPORTS WEST  
SERVICE TAX: 0.07500 4003-A PENSACOLA ST  
COMS TAX: 0.07500  
PRODUCT TAX: 0.07500 TALLAHASSEE  
PHONE 850-576-6326  
PURCHASE ORDER#

REFERENCE NBR 6036310377  
SRVC WEEK: 08-127  
SRVC DATE: 04/22/08 12:31  
FL 323044

301  
It Status: N/A  
ID:  
Required: No  
Business Type:  
Order Number: 2

TAX EXEMPTION NBR:

### PRODUCT/SERVICES

SERVICE/PRODUCT	QTY	UNIT PRICE	TAX	TOTAL CHARGE
30300 MODEL 30 W/105 RECYCLED	1	146.0000	10.95	156.95
S/N 30248060 TAG T0000000XX90157917 CLEAN 15				
SERVICE TERM 8				
100001 FEE, FUEL SURCHARGE	1	16.4500	1.23	17.68
<b>TOTAL SERVICE/PRODUCTS</b>		<b>162.4500</b>	<b>12.18</b>	<b>174.63</b>

Service Price Code: 3406  
Product Price Code: 3406

USEPA TRANSPORTER 1 TXR000050930  
USEPA TRANSPORTER 2  
FORM CODE DP

GENERATOR USEPA  
GENERATOR STATE

DOT DESCRIPTION (INCLUDING PROPER SHIPPING NAME, HAZARD CLASS, AND ID)  
WASTE COMBUSTIBLE LIQUID, N.O.S.  
(PETROLEUM NAPHTHA) NA1993 PGIII  
Q(D001)

DD18, D039, D040ERG#128  
TOTAL CONT 1 TYPE DM TTL QTY 15  
CNT# 80405016787 QTY 15  
UNIT WT/VOL G SKDOT 801

Set Tag #	Qty	AMB	Unit Price	Price	Tax Rate	SKDOT	Contra
0000000XX90157917	1	N	\$146.00	\$146.00	0.075	801	23307
	1	N	\$16.45	\$16.45	0.075		

DESIGNATED FACILITY NAME/ADDRESS:  
SAFETY-KLEEN SYSTEMS, INC.  
426 ENTREPOUT BLVD  
TALLAHASSEE

Labels 1  
Legal Backer Required

USEPA ID NO FLD982133159	TOTAL CHARGE	174.63
STATE ID NO	WASTE MIN	0.00
	<b>TOTAL DUE</b>	<b>174.63</b>

UNPAID BALANCE THIS RECEIPT 174.63

Machine clean and good condition? Yes  
Labels in place and legible? Yes  
Visible link installed? Yes  
Emergency closing of lid unobstructed? Yes  
Machine properly grounded? Yes  
Solvent meets acceptance criteria? Yes

### Customer's Waste History:


Date	SKDOT#	Qty (in lbs)	Hazardous?	Core or Prod
03/05/2008	801	100	H	C

### Allied Products Sales History:

Year-Weeks	PSO #	Description
2008-10 2008-2	100001	FEE, FUEL SURCHARGE

GENERATOR STATUS  
220 lbs/month  
Customer certifies that (i) the above-named materials are properly classified, packaged, marked and labeled, and are in proper condition for transportation according to the applicable regulations of the Department of Transportation and (ii) no material change has occurred in the characteristics of the waste/material or in the process generating the waste/material. Customer agrees to pay the above charges to be bound by the terms and conditions (1) set forth in (a) the General Terms and Conditions provided separately to Customer or (b) any agreement signed by Customer and SK, and (2) incorporated herein by reference. Unless otherwise indicated in the payment received section, Customer is authorized to charge Customer's account for this transaction. Customer certifies that the individual signing this Service Acknowledgement is duly authorized to sign and bind Customer. The following provision is applicable to Safety-Kleen's parts cleaner and degreaser services: Customer agrees that it will not introduce any substance into the solvent or aqueous cleaning solution, including but not limited to any hazardous waste or hazardous waste constituent, except to the extent such introduction is incidental to the normal use of the machine. Customer further agrees that it will not clean guns/paint guns that have been contaminated with or otherwise introduce chlorinated biphenyls (PCB's), herbicides, pesticides, dioxins or other hazardous waste into the solvent or aqueous cleaning solution. IN THE EVENT OF AN EMERGENCY CALL 1-800-468-1760 (24 hours)

www.safety-kleen.com



# \*INTRODUCING\*

## SAFETY-KLEEN'S NEW PRO CLEANING PRODUCTS AND HAND CLEANERS

### FACSIMILE TRANSMITTAL SHEET

TO: James Byer / Nicole McDonald *Shemie*  
 FROM: *Shemie*  
 COMPANY: *Shemie*  
 DATE: *5/8/08*  
 FAX NUMBER: *850-595-8097*  
 PHONE NUMBER: *850-576-9764*  
 RE: *850-576-8060*


TOTAL NO. OF PAGES INCLUDING COVER: *4*

SENDER'S PHONE NUMBER: *850-576-9764*

SENDER'S FAX NUMBER: *850-576-8060*


- URGENT
- FOR REVIEW
- PLEASE COMMENT
- PLEASE REPLY
- PLEASE RECYCLE

NOTES/COMMENTS:



*Atn:*  
*James Byer / Nicole McDonald*

uding,  
ong-bolt  
ts. All  
ues



**Safety-Kleen  
Tallahassee, Florida**

**Hazardous Waste Tank  
Subpart CC Inspection  
Subpart BB Difficult to Monitor (DTM) Equipment**

During this inspection, facility personnel inspected all tank openings including, high level alarm fittings and accessories, the top-of-tank pressure-relief long-bolt manway, and problems with the emergency vents and conservation vents. All DTM Subpart BB tagged equipment were inspected and any leaks or issues noted below.

Issues Noted: many of subpart BB tags are worn & need to be replaced



Date 4/8/08

EHS Manager/Branch Manager