

Contingency Plan for SSWSI Miami Area 51

Environmental Administrator, M.S. 4560
Florida Department of Environmental
Protection
2600 Blair Stone Road
Tallahassee, FL 32399-2400



Stericycle Specialty Waste Solutions, Inc. (SSWSI) is a transporter offering hazardous waste transport services such as hazardous waste, used oil filter, and biomedical services. SSWSI will operate a hazardous waste transfer facility located at 8505 Northwest 74th Street, Miami, Dade County, Florida 33166. The facility will not store hazardous waste in excess of ten (10) days. With this letter, SSWSI is submitting to your agency a copy of the facility's Contingency Plan.

This plan is designed to minimize hazards to human health and the environment from fire, explosion, or any unplanned sudden or non-sudden release of hazardous waste or hazardous waste constituents to air, soil, or surface water. SSWSI is submitting it to you to familiarize you with the SSWSI facility, wastes handled and their hazards. The plan identifies where facility personnel normally work, the location of hazards in the facility, and evacuation routes.

Title 40 of the Code of Federal Regulations, Section 264.37, requires SSWSI to obtain an agreement with your agency regarding the implementation of the Contingency Plan and your ability to assist SSWSI within your capabilities in the event of an emergency. Please sign the attached letter of confirmation.

Please feel free to contact me at (407) 212-0039 if you have any questions or if you would like to tour the facility to familiarize yourself with the facility.


Sincerely,

Stericycle Specialty Waste Solutions, Inc.



Raj Singh

Regional Operations Manager



Contingency Plan for SSWSI Miami Area 51

Date

Stericycle Specialty Waste Solutions
314B West Landstreet Road
Orlando, Florida 32824

Dear Sir,

This is to inform you that this agency has received a copy of the Stericycle Specialty Waste Solutions, Inc. (SSWSI) Contingency Plan. This agency will assist the SSWSI facility within the capabilities of this agency in the event of an emergency.

This agency can offer the following services:

_____ Fire Response

_____ Medical Services

_____ Spill Response

_____ Traffic Control

_____ Other Services _____

Sincerely,

Name: _____

Title: _____

Agency: _____

Address: _____

Contingency Plan for SSWSI 10-day Hazardous Waste Transfer Facility**8505 Northwest 74th Street****Miami, Florida 33166****(786) 433-1901**

This contingency plan is intended to be implemented and to provide information to employees and emergency coordinators in the event of imminent or actual emergency. Employees need to be trained as to the specific duties that will be assigned to them in an emergency and where to locate emergency equipment and information. Proper knowledge and training will minimize hazards to human health or the environment from fire, explosions, or any unplanned sudden or non-sudden release of hazardous waste or hazardous waste constituents to air, soil, or surface water.

This plan will be reviewed and amended as necessary if the applicable regulations are revised, the plan is used in an emergency or imminent emergency and found to be inadequate, the operations of the facility change, the type or location of emergency equipment changes, the list of emergency coordinators changes, or biennially if not utilized.

Copies of the plan will be kept in the office, the power units of vehicles based at the facility, and electronically with the facility Environmental, Safety, and Health Manager. Copies will be provided to all entities listed in Section 8) Distribution List.

The plan is separated into sections to assist in rapid location of information:

- 1) Summary Description
- 2) Employee actions
 - a) Spill
 - b) Fire
 - c) Explosion
 - d) Hurricane
- 3) Emergency Equipment
- 4) Evacuation Plan
- a) Evacuation Route Diagrams
- 5) Local Authorities
 - a) Letter Seeking Agreements
 - b) Letter Documenting Arrangements
- 6) Emergency Coordinators
- 7) Reporting Requirements
- 8) Distribution List

Revision History

Original Plan October 17, 2012

Revision 1 December 5, 2012

Added incident reporting information, flammable/ignitable storage and return to operations review

Revision 2 August 27, 2014 Amended Emergency Coordinators

Revision 2 August 27, 2014

1. Summary Description

The facility has a cyclone fence preventing unauthorized access along the entire perimeter. An electronic controlled access gate will allow vehicle traffic. The gate will have signs mounted with “Danger—Unauthorized Personnel Keep Out” and “Peligro: Personal No Autorizado No Entre” printed on them. Should any man gates be created they will have similar signage.

Areas where trailers or straight trucks containing hazardous waste will be parked have an impervious surface that is surrounded by a roll over berm or curb designed to contain any liquid that could be spilled.

The facility will be maintained and operated to minimize the possibility of a fire, explosion, or any unplanned sudden or non-sudden release of hazardous waste or hazardous waste constituents to air, soil, or surface water which could threaten human health or the environment. The facility is intended to manage sealed containers on trailers that are staged on a cement pad or within the confines of the warehouse. The potential for fires, reactions, and releases will be minimized through inspection of containers as they are received and or transferred.

Hazardous waste will be placed inside of a building that is equipped with sprinklers in compliance with NFPA 13. All stored ignitable and reactive wastes will a minimum of 50 feet from exterior property boundaries.

The office is equipped with telephones capable of reaching external assistance. The office has direct line of sight of all areas where hazardous waste will present. The facility is small enough that any area that has hazardous waste is close enough to the telephone that voice and/or visual signals can be used to relay information to an individual on the telephone with emergency personnel.

A spill pallet will be located near the overhead dock doors so as to provide easy access to any of the trucks or trailers containing hazardous waste. The spill pallet will be equipped with drums containing oil absorbent material and other inert absorbent materials such as vermiculite. The spill pallet will also have a spark resistant, shovel, broom, and dust pan. The spill pallet will also have a container of absorbent “socks” or similar items to assist in preventing liquid spills from leaving the building or vehicle. If no extra drums are available the drum storing the oil absorbent or vermiculite will be utilized to package the spilled waste and debris. All hazardous waste spills will be managed as hazardous waste and labeled accordingly.

Waste will be loaded in accordance with DOT regulations described in 40 CFR 263.10 [as adopted by reference in subsection 62-730.170(1), F.A.C.] to prevent any incompatible waste from contacting other wastes. In all cases waste will be managed prevent damaging containers and containers will be inspected for potential ruptures or leaks. Over pack drums will be on-site in the unlikely event that a container is identified with a leak or potential leak.

It is not possible to have a usable repository of MSDS and emergency response information as the facility inventory is intended to be dynamic and short lived. Therefore each employee will be issued the current Emergency Response Guidebook (ERG) and trained on the usage of the ERG. Manifests with waste description(s) including UN Number, ERG Guidebook Number, and

Contingency Plan for SSWSI Miami Area 51

other emergency information will be located in the tractor to which the trailer is attached, in a folder in the rear of the trailer containing the waste, or in the office.

Contingency Plan for SSWSI Miami Area 51

2. Employee Actions

In no circumstance should an employee put themselves in danger. Therefore it is imperative to assess the situation as rapidly and as accurately as possible. Never attempt to act in any emergency situation without first alerting an Emergency Coordinator, Supervisor, or Outside Emergency Responder. This will prevent an employee from being injured with no help in route.

It is required that employees will don normal PPE for their job duties and will follow PPE Guidelines when working with Hazardous wastes. Most duties require gloves and duties with caustics or a risk of splash require eye protection.

The first duty of employees is to remain safe and report the emergency to the Emergency Coordinator. The Emergency Coordinator will provide instructions on how to proceed if different than described for each emergency procedure below.

Information for the Emergency Coordinators

- ❖ Injuries
- ❖ Product name of material spilled
- ❖ Profile number, RCRA Waste Code(s), DOT Classification
- ❖ Generator Name
- ❖ Amount of Spill
- ❖ Cause of Spill (leaking container, defective valve, etc.)
- ❖ Exact Date, time, and location of incident
- ❖ Recommendations for equipment needed to clean up spill and repair damage

The Emergency Coordinator will immediately identify the character, exact source, amount, and a real extent of any released materials. The Emergency Coordinator may do this by observation or review of SSWSI records and manifests, and if necessary by chemical analyses. With the release information the Emergency Coordinator will assess possible hazards to human health, the environment, the facility, and other materials on-site. The assessment will consider both direct and indirect effects of the release, fire, explosion, or other emergency events. Consideration will be given to the effects of any toxic, irritating, or asphyxiating gases that could be generated and the effects of any hazardous surface water run-offs from water or chemical agents used to control fire and heat induced explosions.

If in his assessment of the emergency event the Emergency Coordinator determines that evacuation of local areas may be advisable, he will immediately notify appropriate local authorities. The Emergency Coordinator will make himself available to help appropriate officials with evacuation planning.

The Emergency Coordinator will also follow the reporting requirements outlined in section 6.

Contingency Plan for SSWSI Miami Area 51

During an emergency the Emergency coordinator will take all reasonable measures necessary to ensure that fires, explosions, or releases do not occur, recur, or spread. These measures could include stopping processes, traffic, and operations. Additionally containers will be isolated or removed to prevent further involvement of the emergency event.

Should the Emergency Coordinator deem it safe to do so the Emergency Coordinator will assign duties as described on the following pages.

Spill

Alert other personnel of the size and location of the spill.

Asses the size and content of the spill.

For toxic materials don appropriate respiratory equipment.

For Flammable spills ensure that all ignition sources are removed.

If the spill is from a leaking container or other source that is continuing to release material attempt to stop the leak by shutting off valves, up righting containers, or other appropriate means.

Prevent the spill from traveling beyond containment. Protect down slope area first, followed by sensitive areas such as drains, ditches, and other areas where the spill may enter waterways or leave the facility.

Utilize the spill “socks” from the spill pallet to surround the spill. If the spill is very large utilize surrounding earth to prevent runoff.

Once the spill is contained begin the clean up process. Utilize the inert absorbent material to solidify liquids. Use the spark resistant shovel, broom, and dust pan to clean all spilled material and absorbent and place into a container. Use an appropriate container compatible with the waste. Label the container appropriately for the waste that was spilled. All hazardous waste and debris from a spill of hazardous waste is hazardous waste and must be managed as such.

Driver Responsibilities

Keep unauthorized persons away from spilled materials. Remain with the vehicle and advise pedestrians and motorists of the potential danger. If you are unable, ask someone to notify the local police and fire departments.

Contact the emergency coordinators at SSWSI as soon as possible. The list of Emergency Coordinators is in Section 6.

Set up warning devices surrounding the vehicle. When police or fire department arrives, request the area to be blocked off to both pedestrian and vehicle traffic to prevent any injury or damage.

Follow procedures listed above for spill containment and clean up.

Fire

Alert other personnel of the size and location of the fire.

Asses the size of the fire and if not caught in the initial phases proceed with the evacuation plan.

If possible to do so without risk of injury attempt to extinguish the fire with the appropriate fire suppression equipment. Class ABC Fire extinguishers are present and can be used on fires not involving metals.

Do use the PASS technique as described in Fire Extinguisher training

Do **NOT** attempt to extinguish a fire:

- That has become too large for a single extinguisher

- Places the fire between you and safe egress

- If you cannot see your safe egress

- Involves toxics for which you do not have the appropriate respirator

- Without alerting others

- With an inappropriate extinguisher

If the fire cannot be extinguished proceed with the evacuation plan.

Once the fire has been extinguished ensure that there are no “Hot” spots or materials that may catch on fire. Proceed with the spill response as described above.

Explosion

Alert outside emergency personnel. Alert non-emergency coordinators to proceed with the evacuation plan.

It is imperative that extreme caution be utilized in assessing emergencies involving an explosion.

Asses the surroundings for the cause of the explosion. Looking specifically for situations where another explosion is imminent or possible. If it is safe to do so remove ignition sources or other causes of explosion.

If there are no signs of further imminent explosions proceed with spill response and/or fire response as described above.

Hurricane

Fortunately there is ample warning for hurricanes so it is possible to have a Standard Operating Procedure. Refer to SSWSI OP-201 Hurricane Preparedness.

Return to Operations

When the emergency response and clean up have been completed all equipment used must be decontaminated. All wash waters and disposable cleaning materials need to be contained and packaged as the same waste category as the waste involved in the emergency and destroyed in accordance with the regulations for that class of waste.

Prior to restarting operations all emergency supplies must replenished, replaced, or refurbished. The contingency plan shall be reviewed and revised if necessary to address the emergency and to prevent re-occurrence of that event.

3. Emergency Equipment

Driver Emergency bag

- Gloves
- Goggles/safety glasses
- Boots
- Hard hat
- Rubber Shovel
- Respirator (Full Face)
- DOT Emergency Response Guidebook
- Skin and eye neutralization solution
- First Aid Kit

On Site in Warehouse

- 66 Automatic Sprinkler heads
- 10 10 pound dry chemical Fire extinguishers Class ABC
- 1 A spill pallet will be located on the cement pad in the transfer trailer spill pallet containing:
 - a. one 55 gallon Y rated drum containing oil absorbent material (Oil sorb or similar)
 - b. one 55 gallon Y rated drum containing spill “sock” to prevent liquid from flowing off of pad
 - c. one 55 gallon Y rated drum containing inert absorbent material (vermiculite or similar)
 - d. One container with chemical resistant gloves, goggles, face shield, chemical resistant apron, coated one time use chemical resistant coveralls and foot covers
 - e. one spark resistant broom
 - f. one spark resistant dust pan
 - g. one spark resistant shovel

On Site in Office (Mobile)

- Telephone capable of summoning outside resources
- 2 10 pound dry chemical Fire extinguishers Class ABC
- Respirators and cartridges appropriate for solvents, acids, and caustics
- Extra spill pads and PPE

Prior to restarting operations all emergency supplies must replenished, replaced, or refurbished.

Emergency Equipment Capabilities

Sprinkler system is equipped with 2" feeder pipes and ½" brass fusible link pendants. The sprinkler system passed a pressure test with 90 PSI of pressure before the test, 60 PSI of residual pressure and a static pressure of 75 PSI. The total number of sprinkler heads in the area is 66 which meets NFPA 13 requirement for coverage per square foot.

General requirements to code:

1. The system has a hydraulic plate.
2. The system standpipe is accessible.
3. There is a minimum of 18" clearance between the top of the storage and the sprinkler deflector.

Alarm requirements to code:

1. The water flow alarm has passed test.
2. The supervisory signal has passed test.

Fire department requirements to code:

1. The FDC identification signs are in place.
2. The FDC are visible and accessible.
3. The FDC caps are in place.
4. The FDC couplings and swivels are not damaged and rotate smoothly.

Control valve requirements to code:

1. All system control valves are accessible in the open position and locked.
2. The control valves are equipped with sealed tamper switches.
3. All valves are identified with a sign.

Sprinkler requirements to code:

1. Stocks of sprinklers are available on site.
2. There is a copy of NFPA available.
3. Sprinklers are less than 50 years old.
4. All quick response sprinklers in service are less than 20 years old.
5. All sprinklers are free of paint, corrosion or physical damage.
6. All pipes are free of mechanical damage and are not leaking.

10 pound dry chemical Fire extinguishers Class ABC are capable of discharging dry chemical powder (usually monoammonium phosphate) a distance of 15-21 feet for 20-22 seconds. These extinguishers are appropriate for Class A –wood, paper, and etc.; Class B-flammable liquid; and Class C-Electrical fires

Contingency Plan for SSWSI Miami Area 51

Oil absorbent material is capable of capturing approximately 50% of its weight in oil with a density of approximately 5.5 pounds per gallon. A 55 gallon drum would hold approximately 300 pounds and be capable of absorbing 150 pounds of hydrocarbon materials or roughly 20 gallons.

Spill sock are hazmat chemical absorbent socks are soft and flexible enough to fit in tight confined spaces and absorb up to 10 time their weight in aggressive or non-aggressive fluids. Non-biodegradable, they can be wrung out for recycling or disposal. Chemical spill absorbent socks absorb oil, waters, acids, bases and many other fluids. A 55 gallon drum would hold approximately 100 pounds and be capable of absorbing 1000 pounds of liquid materials or roughly 125 gallons.

Inert absorbent will not react with most materials and is capable of absorbing 250-500% of its weight in fluids and some solids. A 55 gallon drum would hold approximately 150 pounds and be capable of absorbing at least 375 pounds of liquid material or at least 45 gallons.

Gloves with various capabilities ranging from latex gloves capable of protecting from blood borne pathogens to heavy neoprene capable of protecting from numerous chemicals. Work gloves are also available if necessary to protect chemical gloves while used.

Goggles/safety glasses capable of protecting the eyes of workers from minor liquid splashes, face shield may also be worn to protect from larger splashes.

Boots capable of protecting workers feet from various hazards including drops of heavy materials.

Hard hat for protecting workers in area where overhead work is performed and falling objects are a possibility.

Rubber Shovel capable of picking up approximately one cubic foot of material and designed to be spark resistant.

Respirator (Full Face) fit to each individual employee with cartridges to protect from particulate, hydrocarbon, and/or acids as necessary.

Skin and eye neutralization solution capable of neutralizing small exposures of acids and caustics.

First Aid Kit with basic first aid supplies including bandages, slings, gauze, and similar. DOT Emergency Response Guidebook with emergency information for various hazardous materials identified by UN Number. This book also contains emergency response phone numbers.

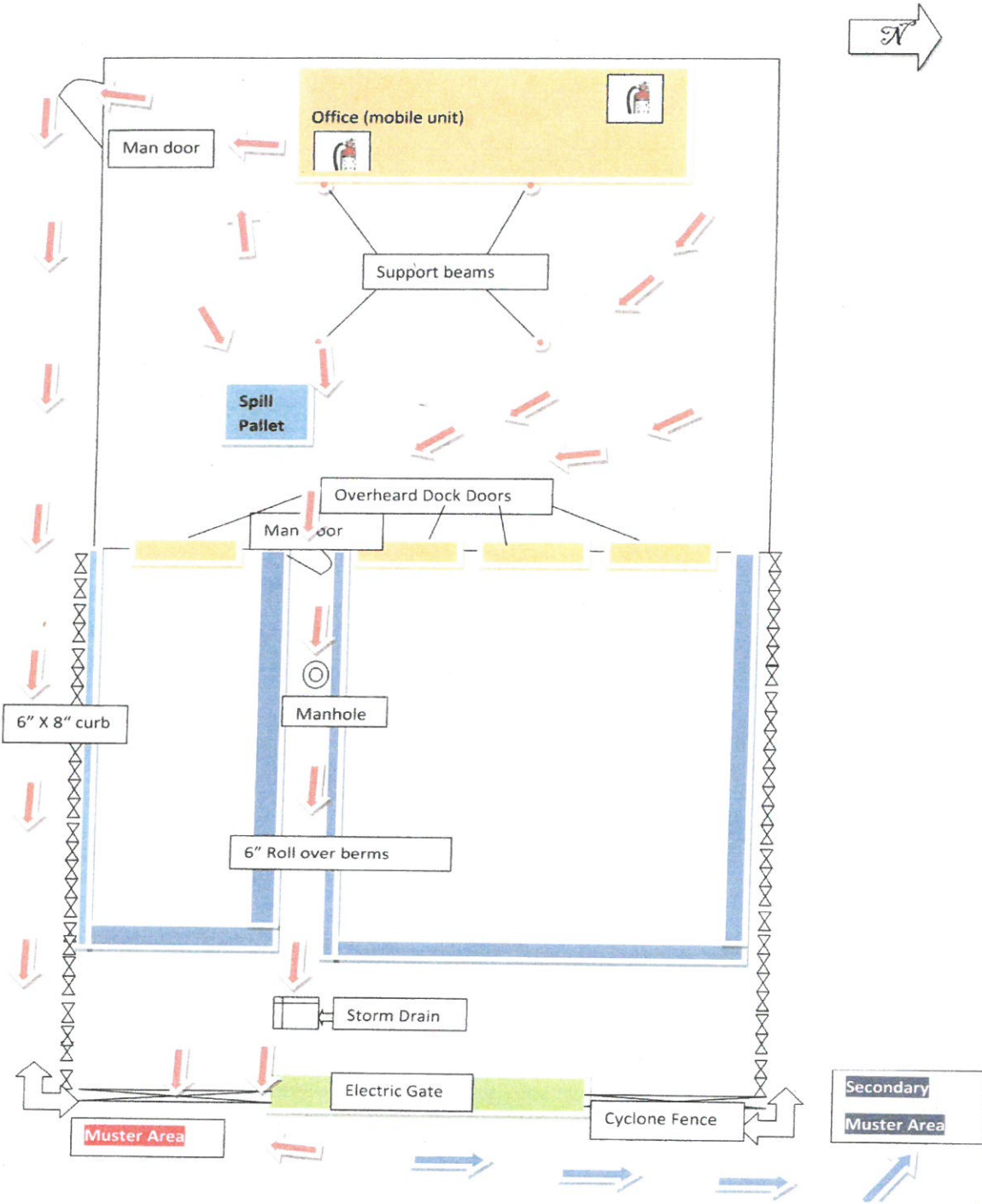
4. Evacuation Plan

Employees are expected to quickly proceed in an orderly fashion to the Muster Area which is located outside the electric gate on the southeast corner of the property.

In the event winds are from the north and smoke or other gases cause opacity or inhalation hindrance the secondary muster area is located in the northeast corner of the property outside the electronic gate.

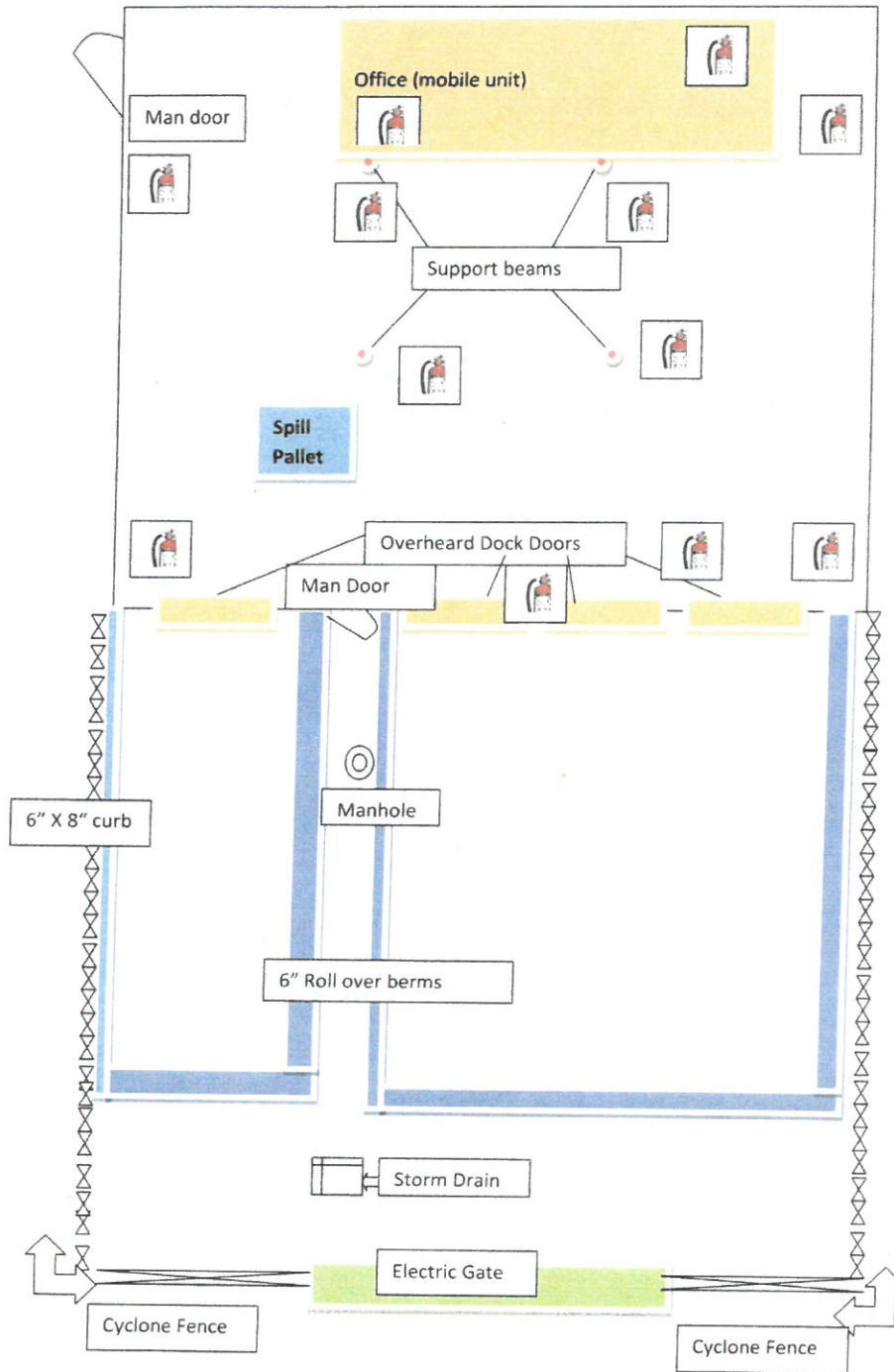
Diagrams of the Evacuation Routes and Emergency Equipment including Portable Fire Extinguishers in the Warehouse and Office areas are on the following pages.

Contingency Plan for SSWSI Miami Area 51



<p>SSWSI 10 Day Hazardous Waste Transfer Facility 8505 Northwest 74th Street</p>	<p>Evacuation Plan</p>	<p>October 17, 2012</p>
---	-------------------------------	--------------------------------

Contingency Plan for SSWSI Miami Area 51



<p>SSWSI 10 Day Hazardous Waste Transfer Facility 8505 Northwest 74th Street Miami, Dade Countv. Florida 33166</p>	<p>Locations of Emergency Response Equipment</p>	<p>October 17, 2012</p>
--	--	--------------------------------

5. Local Authorities

Miami-Dade County Office of Emergency Management
9300 Northwest 36th Street
Doral, FL 33178-2414
(305) 468-5400

Miami Dade County Fire Rescue
9300 NW 41st St
Doral, FL 33178
(786) 331-5000

Miami-Dade Police Department
9105 NW 25 ST
Doral, FL 33172
(305) 471-1780

Palm Springs General Hospital
1475 W 49th St
Hialeah, FL 33012
(305) 558-2500

The agencies listed above will be contacted by SSWSI to establish a relationship and an agreement to provide emergency assistance.

The letter and response on the following pages are intended to aid in the establishment of this agreement. All communications with the agencies listed above will be documented in the operations record of the facility

Contingency Plan for SSWSI Miami Area 51

Date

Address

Dear Sir or Madam,

Stericycle Specialty Waste Solutions, Inc. (SSWSI) is a transporter offering hazardous waste transport services such as hazardous waste, used oil filter, and biomedical services. SSWSI will operate a hazardous waste transfer facility located at 8505 Northwest 74th Street, Miami, Dade County, Florida 33166. The facility will not store hazardous waste in excess of ten (10) days. With this letter, SSWSI is submitting to your agency a copy of the facility's Contingency Plan.

This plan is designed to minimize hazards to human health and the environment from fire, explosion, or any unplanned sudden or non-sudden release of hazardous waste or hazardous waste constituents to air, soil, or surface water. SSWSI is submitting it to you to familiarize you with the SSWSI facility, wastes handled and their hazards. The plan identifies where facility personnel normally work, the location of hazards in the facility, and evacuation routes.

Title 40 of the Code of Federal Regulations, Section 264.37, requires SSWSI to obtain an agreement with your agency regarding the implementation of the Contingency Plan and your ability to assist SSWSI within your capabilities in the event of an emergency. Please sign the attached letter of confirmation.

Please feel free to contact me at (407) 212-0039 if you have any questions or if you would like to tour the facility to familiarize yourself with the facility.

Sincerely,

Stericycle Specialty Waste Solutions, Inc.

Raj Singh

Regional Operations Manager

Contingency Plan for SSWSI Miami Area 51

Date

Stericycle Specialty Waste Solutions
314B West Landstreet Road
Orlando, Florida 32824

Dear Sir,

This is to inform you that this agency has received a copy of the Stericycle Specialty Waste Solutions, Inc. (SSWSI) Contingency Plan. This agency will assist the SSWSI facility within the capabilities of this agency in the event of an emergency.

This agency can offer the following services:

_____ Fire Response

_____ Medical Services

_____ Spill Response

_____ Traffic Control

_____ Other Services _____

Sincerely,

Name: _____

Title: _____

Agency: _____

Address: _____

6. Emergency Coordinators

The Emergency Coordinators are thoroughly familiar with all aspects of the facilities contingency plan, all operations activities at the SSWSI facility, the location of and characteristics of waste handled, the location of all records, and the facility layout.

Following an emergency event activating the contingency plan the Emergency Coordinator is also responsible for the proper management of recovered waste, contaminated soil or other debris, and any contaminated ground or surface water.

The following Personnel have been authorize by Stericycle Specialty Waste Solutions, Inc. to commit the necessary resources during an emergency, and that at least one coordinator is always on-site or on call and can reach the facility on short notice during an emergency:

Primary Emergency Coordinator

Michael Valle
Environmental Specialist II
4151 SW 87th Terrace
Cooper City, Florida 33328
Cell: (786) 216-9656
Home: (954) 559-4178

Secondary Emergency Coordinator

Jason Gross
Environmental Specialist III
876 NW 132nd Avenue
Pembroke Pines, Florida 33028
Cell: (407) 385-9569
Home: (954) 536-1648

Regional Operations Managers

Alex Alamo
Regional Operations Manager
9301 SW 60th Street
Miami, Florida 33173
Cell: (305) 434-2909
Fax: (866) 645-6845
Office: (786) 433-1901

Raj Singh
Regional Operations Manager
7676 Country Run Parkway
Orlando, Florida 32818
Cell: (407) 212-0039
Fax: (800) 507-6513
Office: (407) 855-0141
Home: (407) 280-7210

Regional Environmental/Safety Manager

T.J. M^c Caustland
Environmental, Safety, and Health Manager
SSWSI-East Region
5158 Ashley Drive
Covington, Georgia 30014
Cell: (770) 891-2531
Fax: (888) 240-4312
Office: (678) 342-4279
Home: (678) 342-7157

Contingency Plan for SSWSI Miami Area 51

7. Reporting Requirements

The Emergency Coordinator is expected to evaluate the Emergency, and when SSWSI resources are insufficient, to immediately notify:

ERTS (Emergency Response Contractor)(800) 924-6804

State (DEP/District Office) Officials.....

DCA STATE WARNING POINT(850) 413-9911 or (800) 320-0519

National Response Center(800) 424-8802

Environmental Administrator, M.S. 4560
Florida Department of Environmental Protection
2600 Blair Stone Road
Tallahassee, FL 32399-2400

Florida Department of Environmental Protection.....(561) 681-6600
Southeast District Office
400 North Congress Avenue
West Palm Beach, FL 33401

The Emergency Coordinator must note in the operating record the time, date, and details of any incident that requires implementing the contingency plan. Within 15 days after the incident, he must submit a written report on the incident to the Regional Administrator and the Florida Department of Environmental Protection, Hazardous Waste Environmental Coordinator. The report must include:

- (1) Name, address, and telephone number of the owner or operator;
- (2) Name, address, and telephone number of the facility;
- (3) Date, time, and type of incident (e.g., fire, explosion);
- (4) Name and quantity of material(s) involved;
- (5) The extent of injuries, if any;
- (6) An assessment of actual or potential hazards to human health or the environment, where this is applicable; and
- (7) Estimated quantity and disposition of recovered material that resulted from the incident.

Regional Administrator US EPA, Region 4
Sam Nunn Atlanta Federal Center
61 Forsyth Street, SW
Atlanta, GA 30303

Contingency Plan for SSWSI Miami Area 51

Florida Department of Environmental Protection,
Hazardous Waste Environmental Coordinator
400 North Congress Avenue, 3rd Floor
Palm Beach Florida 33401

Transportation Spills/Incidents

Within fifteen (15) days of any spill, a report must be filed by the Emergency Coordinator, in duplicate form, on Form ES 800.1 and submitted to:

Secretary of Hazardous Materials Regulation Board
Department of Transportation
Washington, D.C. 20590.

A copy of the hazardous waste manifest(s) must be attached to this report.

8. Distribution List

Facility Manager-3 copies

Environmental Administrator, M.S. 4560
Florida Department of Environmental Protection
2600 Blair Stone Road
Tallahassee, FL 32399-2400

Florida Department of Environmental Protection
Southeast District Office
400 North Congress Avenue
West Palm Beach, FL 33401
(561) 681-6600

Miami-Dade County Office of Emergency Management
9300 Northwest 36th Street
Doral, FL 33178-2414
(305) 468-5400

Miami-Dade County
Permitting, Environment and Regulatory Affairs
Miami-Dade Permitting and Inspection Center
11805 SW 26 Street (Coral Way)
Miami, Florida 33175-2474

Miami Dade County Fire Rescue
9300 NW 41st St
Doral, FL 33178
(786) 331-5000

Miami-Dade Police Department
9105 NW 25 ST
Doral, FL 33172
(305) 471-1780

Palm Springs General Hospital
1475 W 49th St
Hialeah, FL 33012
(305) 558-2500