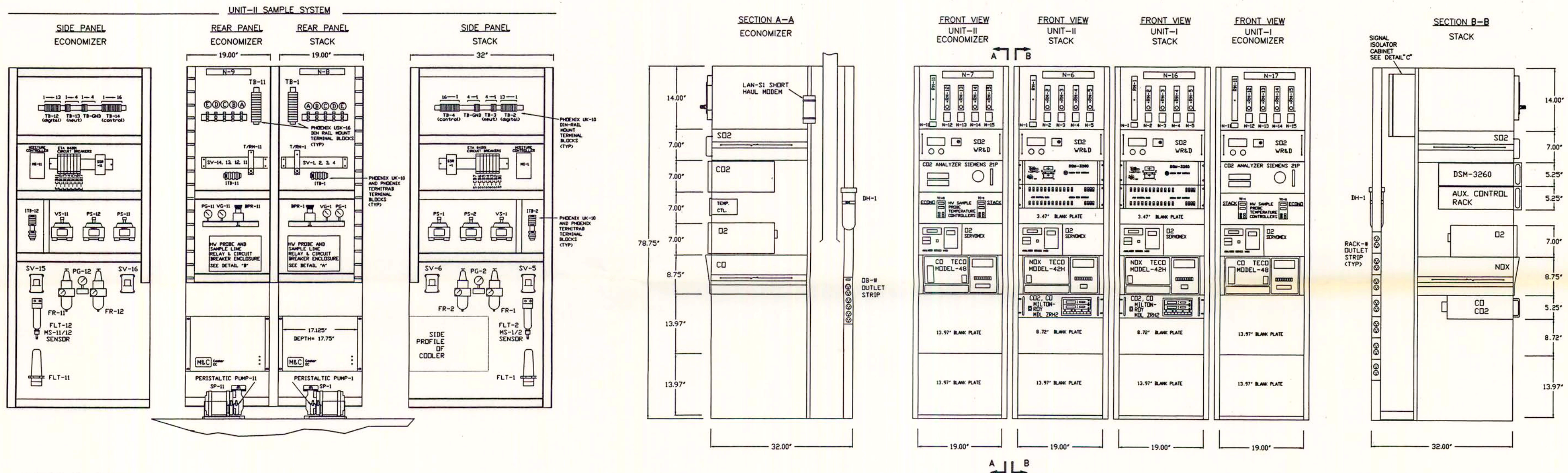
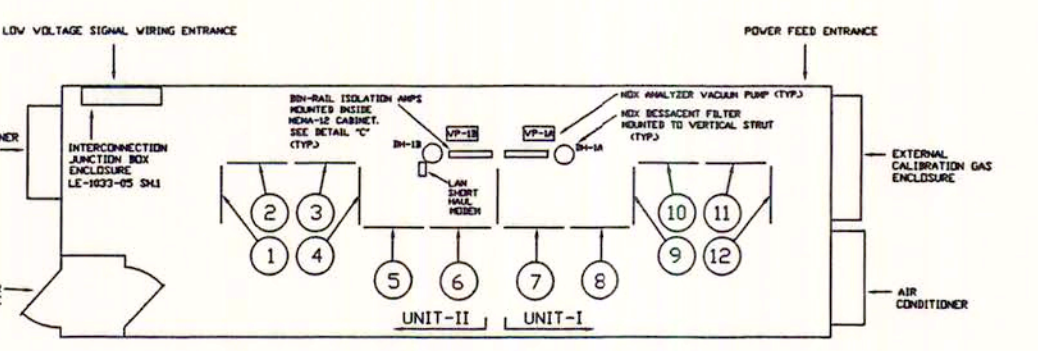
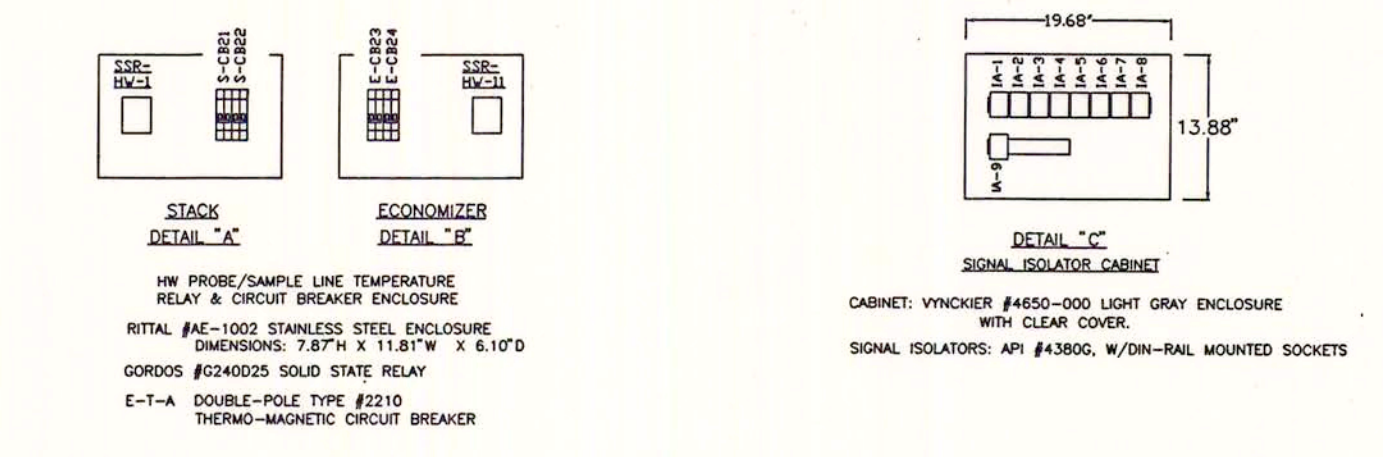
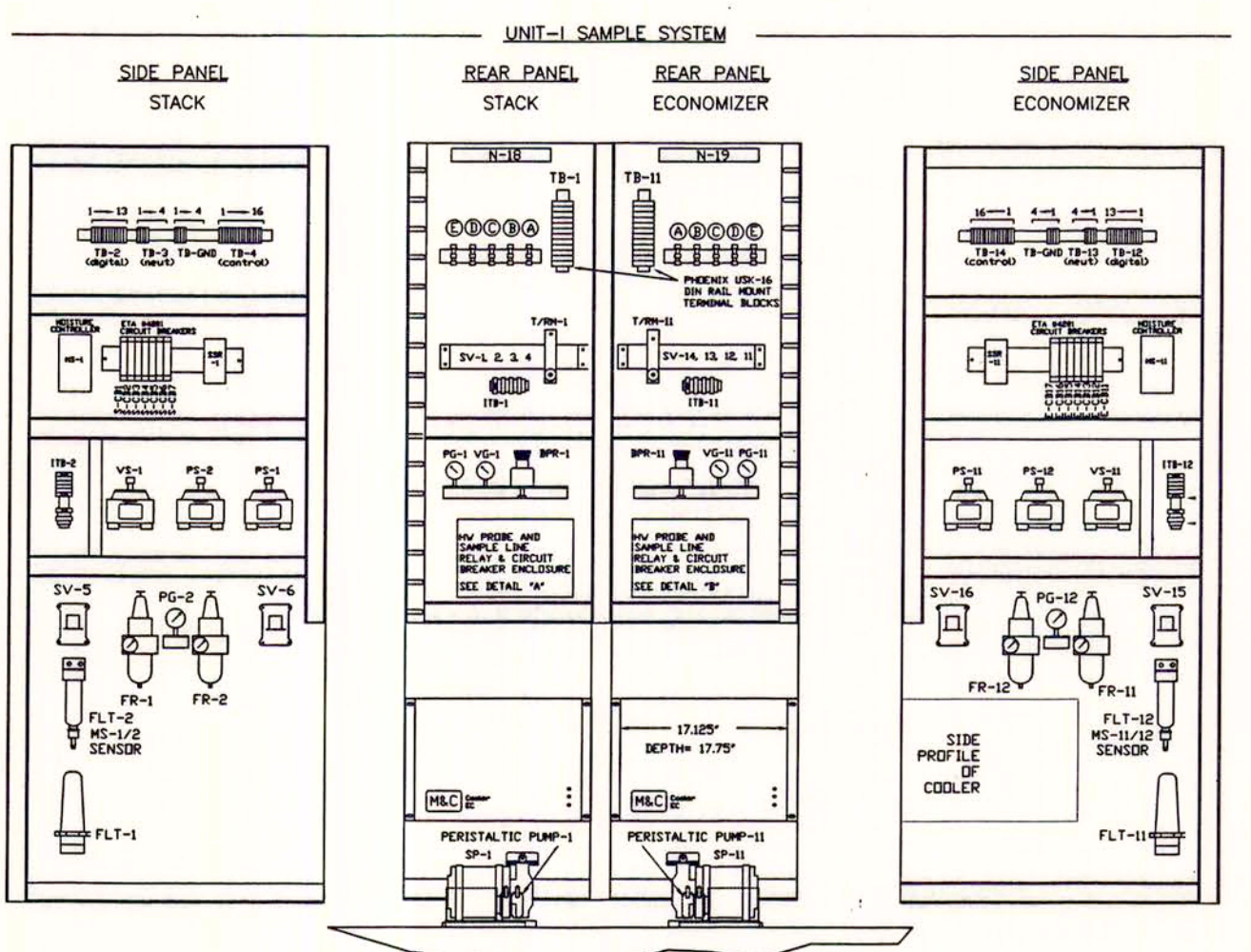


REVISIONS	
1	INITIAL ISSUE PR 04/13/93
2	GENERAL ARRANGEMENT PR 05/20/93



**BULKHEAD CONNECTIONS**  
 A. 1/4" INSTRUMENT AIR SUPPLY  
 B. 1/4" PROBE PURGE CONTROL  
 C. 1/4" PROBE ISOLATE CONTROL  
 D. 1/4" PROBE CALIBRATE  
 E. 3/8" PROBE SAMPLE



- CEM ENCLOSURE PLAN VIEW**  
 INSTRUMENT RACK ARRANGEMENT
- |                                         |                                         |
|-----------------------------------------|-----------------------------------------|
| 1 ECONOMIZER SIDE PANEL (SAMPLE RACK)   | 7 STACK FRONT VIEW (ANALYZER RACK)      |
| 2 ECONOMIZER REAR PANEL (SAMPLE RACK)   | 8 ECONOMIZER FRONT VIEW (ANALYZER RACK) |
| 3 STACK REAR PANEL (SAMPLE RACK)        | 9 STACK SIDE PANEL (SAMPLE RACK)        |
| 4 STACK SIDE PANEL (SAMPLE RACK)        | 10 STACK REAR PANEL (SAMPLE RACK)       |
| 5 ECONOMIZER FRONT VIEW (ANALYZER RACK) | 11 ECONOMIZER REAR PANEL (SAMPLE RACK)  |
| 6 STACK FRONT VIEW (ANALYZER RACK)      | 12 ECONOMIZER SIDE PANEL (SAMPLE RACK)  |


NOTES: 1. DEVICE TAGS WILL INCLUDE THE FOLLOWING SUFFIX:  
 UNIT I - "A"  
 UNIT II - "B"  
 2. REFERENCE DRAWINGS:  
 LE-1033-03 SH.1 NAMEPLATE ENGRAVING LIST

OGDEN MARTIN SYSTEMS OF LEE, INC.  
**CEM COMPONENT LAYOUT**

**OGDEN PROJECTS, INC.**

DATE	DESIGNED	DATE	SCALE
PR 04/13/93	PR 04/13/93	LEE	
CHECKED	DATE	PROJECT NO.	SCALE
APPROVED	DATE	DRAWING NO.	SHEET OF REV.
	05/25/93	LE-1033-01	1 OF 2

COMPANY CONFIDENTIAL  
 This drawing and all information contained herein are the property of OGDEN MARTIN SYSTEMS OF LEE, INC. and are not to be used except as expressly authorized in writing by said company.



LE011-2 05-20-93 PF 1-12