

**BOARD OF COUNTY COMMISSIONERS**

(239) 338-3302

Writer's Direct Dial Number: \_\_\_\_\_

Bob Janes  
*District One*

September 24, 2004

Douglas R. St. Cerny  
*District Two*

Ray Judah  
*District Three*

Andrew W. Coy  
*District Four*

John E. Albion  
*District Five*

Donald D. Stilwell  
*County Manager*

James G. Yaeger  
*County Attorney*

Diana M. Parker  
*County Hearing Examiner*

Mr. Phil Barbaccia  
FDEP  
P.O. Box 2549  
Fort Myers, FL 33902-2549

Re: Lee County Resource Recovery Facility, PA 90-30 SA1  
Third Quarter, 2004 - Ground Water Monitoring Results

Dear Mr. Barbaccia:

Enclosed please find the laboratory results for the ground water sampling conducted at the Lee County Resource Recovery Facility on July 21, 2004. Ground water monitoring wells MW-1D, MW-1-S, MW-2D, MW-2S, MW-4D, and MW-4S were sampled and analyzed for secondary water quality parameters and general indicators in accordance with the ground water monitoring plan submitted to FDEP in August 1992 and modified on April 3, 1996. Ground water from MW-1S, MW-2S, and MW-4S exceeded the secondary drinking water standard for Iron established in Rule 62-550, F.A.C. These levels are consistent with the iron levels found historically in the shallow aquifer.

The Solid Waste Division had previously provided the ground water monitoring data reports to Mr. Jim Golden of the South Florida Water Management District. I recently spoke with Mr. Jeff Gould about submitting the data reports to the FDEP instead of the SFWMD. Apparently there was a misunderstanding as to which agency was to receive these reports. We will provide the FDEP with the facility's historical ground water monitoring data in an electronic format. We are willing to meet with the Department to assist in the assimilation of the historical water quality data into the Department's database. It may also be helpful to walk your staff through the approved ground water monitoring plan and discuss the site's historical ground water quality data.

To simplify your review of this and future data reports, enclosed are excerpts from the approved ground water monitoring plan, a well location map, well location and elevation data, and a summary of the sampling schedule and required analyses. Also enclosed is the Final Order Modifying Conditions of Certification dated August 14, 1996 that indicate FDEP approval of the April 1996 revisions to the ground water monitoring plan and excerpts of Supplemental Site Certification Application PA 90-30SA1 dated July 11, 2003 that reference the ground water monitoring program.

**RECEIVED**

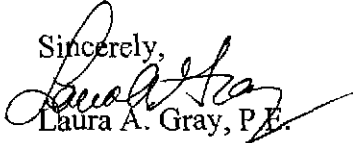
SEP 30 2004

**O.E.P. - South District**

Mr. Phil Barbaccia  
September 24, 2004  
Page 2 of 2

Please call me with any questions you may have pertaining to this transmittal and to schedule a meeting to further discuss the ground water monitoring plan and the facility's historical data.

Sincerely,



Laura A. Gray, P.E.  
Engineering Manager  
Solid Waste Division

Attachments

Cc: Lindsey J. Sampson, P.E.  
Jody Howard, Coventa  
Jeff Gould, FDEP  
Jim Golden, SFWMD  
File II E107



**LEE COUNTY**  
SOUTHWEST FLORIDA

**BOARD OF COUNTY COMMISSIONERS**

(239) 338-3302

Writer's Direct Dial Number: \_\_\_\_\_

Bob Janes  
*District One*

September 24, 2004

Douglas R. St. Cerny  
*District Two*

Ray Judah  
*District Three*

Andrew W. Coy  
*District Four*

John E. Albion  
*District Five*

Donald D. Stilwell  
*County Manager*

James G. Yaeger  
*County Attorney*

Diana M. Parker  
*County Hearing Examiner*

Mr. Phil Barbaccia  
FDEP  
P.O. Box 2549  
Fort Myers, FL 33902-2549

Re: Lee County Resource Recovery Facility, PA 90-30 SA1  
Third Quarter, 2004 - Ground Water Monitoring Results

Dear Mr. Barbaccia:

Enclosed please find the laboratory results for the ground water sampling conducted at the Lee County Resource Recovery Facility on July 21, 2004. Ground water monitoring wells MW-1D, MW-1-S, MW-2D, MW-2S, MW-4D, and MW-4S were sampled and analyzed for secondary water quality parameters and general indicators in accordance with the ground water monitoring plan submitted to FDEP in August 1992 and modified on April 3, 1996. Ground water from MW-1S, MW-2S, and MW-4S exceeded the secondary drinking water standard for Iron established in Rule 62-550, F.A.C. These levels are consistent with the iron levels found historically in the shallow aquifer.

The Solid Waste Division had previously provided the ground water monitoring data reports to Mr. Jim Golden of the South Florida Water Management District. I recently spoke with Mr. Jeff Gould about submitting the data reports to the FDEP instead of the SFWMD. Apparently there was a misunderstanding as to which agency was to receive these reports. We will provide the FDEP with the facility's historical ground water monitoring data in an electronic format. We are willing to meet with the Department to assist in the assimilation of the historical water quality data into the Department's database. It may also be helpful to walk your staff through the approved ground water monitoring plan and discuss the site's historical ground water quality data.

To simplify your review of this and future data reports, enclosed are excerpts from the approved ground water monitoring plan, a well location map, well location and elevation data, and a summary of the sampling schedule and required analyses. Also enclosed is the Final Order Modifying Conditions of Certification dated August 14, 1996 that indicate FDEP approval of the April 1996 revisions to the ground water monitoring plan and excerpts of Supplemental Site Certification Application PA 90-30SA1 dated July 11, 2003 that reference the ground water monitoring program.


**RECEIVED**

SEP 30 2004

Mr. Phil Barbaccia  
September 24, 2004  
Page 2 of 2

Please call me with any questions you may have pertaining to this transmittal and to schedule a meeting to further discuss the ground water monitoring plan and the facility's historical data.

Sincerely,

  
Laura A. Gray, P.E.  
Engineering Manager  
Solid Waste Division

Attachments

Cc: Lindsey J. Sampson, P.E.  
Jody Howard, Coventa  
Jeff Gould, FDEP  
Jim Golden, SFWMD  
File II E107

RECEIVED

SEP 30 2004

D.E.P. - South District

To: Laura Gray  
Lee County Solid Waste

# Laboratory Results

## Lee County Environmental Laboratory

60-2 Danley Drive  
Fort Myers, FL 33907  
239-278-7070



Report Date: 9/7/2004

Below are the results of samples submitted to this laboratory on: 7/21/2004

Laboratory ID	AB60947	Collection date and time	7/21/2004 11:45 AM
Location Code	WTE-1S	Sample Collector	JOHN REEKIE
Sample Description	Waste to Energy M.W. # 1-S		

Analysis Code	Analyte Name	Result	Qualifier	Units	MDL	Analysis Date	Analysis Time	Analysis Method
ASUGL	Arsenic, AA furnace technique	4.0	I	ug/L	1.0	7/26/2004	9:59 AM	SM19 3113 B
BICARALK	Alkalinity, Bicarbonate	277		mg/L as CaCO3	1	8/19/2004	11:01 AM	SM19 4500-CO2 D
CA	Calcium by flame AA	127		mg/L	0.02	8/18/2004	2:00 PM	SM19 3111 B
CARBALK	Alkalinity, Carbonate	0		mg/L as CaCO3	0	8/19/2004	11:01 AM	SM19 4500-CO2 D
CL	Chloride titrimetric Argentometric	48		mg/L	1.2	8/7/2004	2:00 PM	SM19 4500-Cl-B
CONDf	Specific Conductance, 25oC, Field	828		umhos/cm	1	7/21/2004	11:45 AM	EPA 120.1
ELEV	Elevation, Water Table	20.18		Feet NGVD	0.01	7/21/2004	11:45 AM	FDEP-SOP-001/01
FE	Iron by flame AA	5.41		mg/L	0.05	7/27/2004	3:02 PM	SM3111B
HG	Mercury, AA cold vapor technique	Not detected	U	ug/L	0.2	8/18/2004	12:00 PM	EPA 245.1
K	Potassium by flame AA	0.47	V	mg/L	0.01	8/11/2004	1:17 PM	SM19 3111 B
MG	Magnesium by flame AA	5.4	J3	mg/L	0.1	8/11/2004	2:39 PM	SM19 3111 B
MN	Manganese by flame AA	0.03		mg/L	0.01	8/5/2004	12:26 PM	SM19 3111 B
NA	Sodium, AA direct aspiration	19.3		mg/L	0.3	8/4/2004	1:16 PM	SM19 3111 B
NH3	Ammonia, Automated Phenate	0.225		mg/L as N	0.008	7/26/2004	4:24 PM	EPA 350.1
PHF	pH, Field (electrometric)	6.67		units		7/21/2004	11:45 AM	EPA 150.1
SAMPLE	Sample Collection	Completed				7/21/2004	11:45 AM	FDEP-SOP-001/01
SEUGL	Selenium, AA furnace technique	Not detected		ug/L	2.0	8/18/2004	11:21 AM	SM19 3113 B
SO4_IC	Sulfate	26		mg/L	0.2	7/24/2004	9:44 AM	EPA 300.0

Laboratory ID	AB60947	Collection date and time	7/21/2004 11:45 AM
Location Code	WTE-1S	Sample Collector	JOHN REEKIE
Sample Description	Waste to Energy M.W. # 1-S		

Analysis Code	Analyte Name	Result	Qualifier	Units	MDL	Analysis Date	Analysis Time	Analysis Method
TALK	Alkalinity, Total	277		mg/L as CaCO3	2.0	7/28/2004	2:05 PM	EPA 310.1
TDS	Total Dissolved Solids/filterable	492		mg/L	5.0	7/22/2004	11:07 AM	SM19 2540 C
TKN	Nitrogen, Kjeldahl, Total	0.378	I,J98	mg/L as N	0.2	8/19/2004	8:30 AM	EPA 351.2
TOC	Total Organic Carbon	13	STL	mg/L	0.53	7/30/2004	5:39 PM	EPA 415.1
ZN	Zinc by flame AA	0.02		mg/L	0.01	8/4/2004	3:43 PM	SM19 3111 B

Laboratory ID	AB60948	Collection date and time	7/21/2004 12:30 PM
Location Code	WTE-1D	Sample Collector	JOHN REEKIE
Sample Description	Waste to Energy M.W. # 1-D		

Analysis Code	Analyte Name	Result	Qualifier	Units	MDL	Analysis Date	Analysis Time	Analysis Method
ASUGL	Arsenic, AA furnace technique	Not detected		ug/L	1.0	7/26/2004	9:59 AM	SM19 3113 B
BICARALK	Alkalinity, Bicarbonate	219		mg/L as CaCO3	1	8/19/2004	11:01 AM	SM19 4500-CO2 D
CA	Calcium by flame AA	63		mg/L	0.02	8/18/2004	2:00 PM	SM19 3111 B
CARBALK	Alkalinity, Carbonate	0		mg/L as CaCO3	0	8/19/2004	11:01 AM	SM19 4500-CO2 D
CL	Chloride titrimetric Argentometric	100		mg/L	1.2	8/7/2004	2:00 PM	SM19 4500-Cl-B
CONDf	Specific Conductance, 25oC, Field	932		umhos/cm	1	7/21/2004	12:30 PM	EPA 120.1
ELEV	Elevation, Water Table	16.04		Feet NGVD	0.01	7/21/2004	12:30 PM	FDEP-SOP-001/01
FE	Iron by flame AA	0.14		mg/L	0.05	7/27/2004	3:02 PM	SM3111B
HG	Mercury, AA cold vapor technique	Not detected	U	ug/L	0.2	8/18/2004	12:00 PM	EPA 245.1
K	Potassium by flame AA	5.28	V	mg/L	0.01	8/11/2004	1:17 PM	SM19 3111 B
MG	Magnesium by flame AA	34.0	J3	mg/L	0.1	8/11/2004	2:39 PM	SM19 3111 B
MN	Manganese by flame AA	0.01		mg/L	0.01	8/5/2004	12:26 PM	SM19 3111 B
NA	Sodium, AA direct aspiration	58.6		mg/L	0.3	8/4/2004	1:16 PM	SM19 3111 B
NH3	Ammonia, Automated Phenate	0.305		mg/L as N	0.008	7/26/2004	4:24 PM	EPA 350.1
PHF	pH, Field (electrometric)	7.01		units		7/21/2004	12:30 PM	EPA 150.1
SAMPLE	Sample Collection	Completed				7/21/2004	12:30 PM	FDEP-SOP-001/01
SEUGL	Selenium, AA furnace technique	Not detected		ug/L	2.0	8/18/2004	11:21 AM	SM19 3113 B
SO4_IC	Sulfate	39		mg/L	0.2	7/24/2004	9:44 AM	EPA 300.0
TALK	Alkalinity, Total	219		mg/L as CaCO3	2.0	7/28/2004	2:05 PM	EPA 310.1
TDS	Total Dissolved Solids/filterable	554		mg/L	5.0	7/22/2004	11:07 AM	SM19 2540 C

Laboratory ID	AB60948	Collection date and time	7/21/2004 12:30 PM
Location Code	WTE-1D	Sample Collector	JOHN REEKIE
Sample Description	Waste to Energy M.W. # 1-D		

Analysis Code	Analyte Name	Result	Qualifier	Units	MDL	Analysis Date	Analysis Time	Analysis Method
TKN	Nitrogen, Kjeldahl, Total	Not detected	J98	mg/L as N	0.2	8/19/2004	8:30 AM	EPA 351.2
TOC	Total Organic Carbon	6.0	STL	mg/L	0.53	7/30/2004	5:39 PM	EPA 415.1
ZN	Zinc by flame AA	0.02		mg/L	0.01	8/4/2004	3:43 PM	SM19 3111 B

Laboratory ID	AB60949	Collection date and time	7/21/2004 10:50 AM
Location Code	WTE-2S	Sample Collector	JOHN REEKIE
Sample Description	Waste to Energy M.W. # 2-S		

Analysis Code	Analyte Name	Result	Qualifier	Units	MDL	Analysis Date	Analysis Time	Analysis Method
ASUGL	Arsenic, AA furnace technique	Not detected		ug/L	1.0	7/26/2004	9:59 AM	SM19 3113 B
BICARALK	Alkalinity, Bicarbonate	277		mg/L as CaCO3	1	8/19/2004	11:01 AM	SM19 4500-CO2 D
CA	Calcium by flame AA	112		mg/L	0.02	8/18/2004	2:00 PM	SM19 3111 B
CARBALK	Alkalinity, Carbonate	0		mg/L as CaCO3	0	8/19/2004	11:01 AM	SM19 4500-CO2 D
CL	Chloride titrimetric Argentometric	49		mg/L	1.2	8/7/2004	2:00 PM	SM19 4500-Cl-B
COND F	Specific Conductance, 25oC, Field	841		umhos/cm	1	7/21/2004	10:50 AM	EPA 120.1
ELEV	Elevation, Water Table	20.33		Feet NGVD	0.01	7/21/2004	10:50 AM	FDEP-SOP-001/01
FE	Iron by flame AA	3.44		mg/L	0.05	7/27/2004	3:02 PM	SM3111B
HG	Mercury, AA cold vapor technique	Not detected	U	ug/L	0.2	8/18/2004	12:00 PM	EPA 245.1
K	Potassium by flame AA	0.93	V	mg/L	0.01	8/11/2004	1:17 PM	SM19 3111 B
MG	Magnesium by flame AA	10.7	J3	mg/L	0.1	8/11/2004	2:39 PM	SM19 3111 B
MN	Manganese by flame AA	0.03		mg/L	0.01	8/5/2004	12:26 PM	SM19 3111 B
NA	Sodium, AA direct aspiration	20.6		mg/L	0.3	8/4/2004	1:16 PM	SM19 3111 B
NH3	Ammonia, Automated Phenate	0.231		mg/L as N	0.008	7/26/2004	4:24 PM	EPA 350.1
PHF	pH, Field (electrometric)	6.45		units		7/21/2004	10:50 AM	EPA 150.1
SAMPLE	Sample Collection	Completed				7/21/2004	10:50 AM	FDEP-SOP-001/01
SEUGL	Selenium, AA furnace technique	Not detected		ug/L	2.0	8/18/2004	11:21 AM	SM19 3113 B
SO4_IC	Sulfate	26		mg/L	0.2	7/24/2004	9:44 AM	EPA 300.0
TALK	Alkalinity, Total	277		mg/L as CaCO3	2.0	7/28/2004	2:05 PM	EPA 310.1
TDS	Total Dissolved Solids/filterable	476		mg/L	5.0	7/22/2004	11:07 AM	SM19 2540 C
TKN	Nitrogen, Kjeldahl, Total	0.345	I,J98	mg/L as N	0.2	8/19/2004	8:30 AM	EPA 351.2
TOC	Total Organic Carbon	15	STL	mg/L	0.53	7/30/2004	5:39 PM	EPA 415.1

Laboratory ID	AB60949	Collection date and time	7/21/2004 10:50 AM
Location Code	WTE-2S	Sample Collector	JOHN REEKIE
Sample Description	Waste to Energy M.W. # 2-S		

Analysis Code	Analyte Name	Result	Qualifier	Units	MDL	Analysis Date	Analysis Time	Analysis Method
ZN	Zinc by flame AA	0.02		mg/L	0.01	8/4/2004	3:43 PM	SM19 3111 B

Laboratory ID	AB60950	Collection date and time	7/21/2004 12:00 PM
Location Code	WTE-2D	Sample Collector	JOHN REEKIE
Sample Description	Waste to Energy M.W. # 2-D		

Analysis Code	Analyte Name	Result	Qualifier	Units	MDL	Analysis Date	Analysis Time	Analysis Method
ASUGL	Arsenic, AA furnace technique	Not detected		ug/L	1.0	7/26/2004	9:59 AM	SM19 3113 B
BICARALK	Alkalinity, Bicarbonate	222		mg/L as CaCO3	1	8/19/2004	11:01 AM	SM19 4500-CO2 D
CA	Calcium by flame AA	68.5		mg/L	0.02	8/18/2004	2:00 PM	SM19 3111 B
CARBALK	Alkalinity, Carbonate	0		mg/L as CaCO3	0	8/19/2004	11:01 AM	SM19 4500-CO2 D
CL	Chloride titrimetric Argentometric	120		mg/L	1.2	8/7/2004	2:00 PM	SM19 4500-Cl-B
COND F	Specific Conductance, 25oC, Field	988		umhos/cm	1	7/21/2004	12:00 PM	EPA 120.1
ELEV	Elevation, Water Table	19.62		Feet NGVD	0.01	7/21/2004	12:00 PM	FDEP-SOP-001/01
FE	Iron by flame AA	0.11		mg/L	0.05	7/27/2004	3:02 PM	SM3111B
HG	Mercury, AA cold vapor technique	Not detected	U	ug/L	0.2	8/18/2004	12:00 PM	EPA 245.1
K	Potassium by flame AA	4.34	V	mg/L	0.01	8/11/2004	1:17 PM	SM19 3111 B
MG	Magnesium by flame AA	32.1	J3	mg/L	0.1	8/11/2004	2:39 PM	SM19 3111 B
MN	Manganese by flame AA	Not detected		mg/L	0.01	8/5/2004	12:26 PM	SM19 3111 B
NA	Sodium, AA direct aspiration	62.9		mg/L	0.3	8/4/2004	1:16 PM	SM19 3111 B
NH3	Ammonia, Automated Phenate	0.240		mg/L as N	0.008	7/26/2004	4:24 PM	EPA 350.1
PHF	pH, Field (electrometric)	7.02		units		7/21/2004	12:00 PM	EPA 150.1
SAMPLE	Sample Collection	Completed				7/21/2004	12:00 PM	FDEP-SOP-001/01
SEUGL	Selenium, AA furnace technique	Not detected		ug/L	2.0	8/18/2004	11:21 AM	SM19 3113 B
SO4_IC	Sulfate	46		mg/L	0.2	7/24/2004	9:44 AM	EPA 300.0
TALK	Alkalinity, Total	222		mg/L as CaCO3	2.0	7/28/2004	2:05 PM	EPA 310.1
TDS	Total Dissolved Solids/filterable	568		mg/L	5.0	7/22/2004	11:07 AM	SM19 2540 C
TKN	Nitrogen, Kjeldahl, Total	Not detected	J98	mg/L as N	0.2	8/19/2004	8:30 AM	EPA 351.2
TOC	Total Organic Carbon	6.0	STL	mg/L	0.53	7/30/2004	5:39 PM	EPA 415.1
ZN	Zinc by flame AA	0.02		mg/L	0.01	8/4/2004	3:43 PM	SM19 3111 B



Laboratory ID	AB60951	Collection date and time	7/21/2004 10:15 AM
Location Code	WTE-4S	Sample Collector	JOHN REEKIE
Sample Description	Waste to Energy M.W. # 4-S		

Analysis Code	Analyte Name	Result	Qualifier	Units	MDL	Analysis Date	Analysis Time	Analysis Method
ASUGL	Arsenic, AA furnace technique	Not detected		ug/L	1.0	7/26/2004	9:59 AM	SM19 3113 B
BICARALK	Alkalinity, Bicarbonate	239		mg/L as CaCO3	1	8/19/2004	11:01 AM	SM19 4500-CO2 D
CA	Calcium by flame AA	82.5		mg/L	0.02	8/18/2004	2:00 PM	SM19 3111 B
CARBALK	Alkalinity, Carbonate	0		mg/L as CaCO3	0	8/19/2004	11:01 AM	SM19 4500-CO2 D
CL	Chloride titrimetric Argentometric	27		mg/L	1.2	8/7/2004	2:00 PM	SM19 4500-Cl-B
COND	Specific Conductance, 25oC, Field	786		umhos/cm	1	7/21/2004	10:15 AM	EPA 120.1
ELEV	Elevation, Water Table	20.25		Feet NGVD	0.01	7/21/2004	10:15 AM	FDEP-SOP-001/01
FE	Iron by flame AA	2.05		mg/L	0.05	7/27/2004	3:02 PM	SM3111B
HG	Mercury, AA cold vapor technique	Not detected	U	ug/L	0.2	8/18/2004	12:00 PM	EPA 245.1
K	Potassium by flame AA	4.98	V	mg/L	0.01	8/11/2004	1:17 PM	SM19 3111 B
MG	Magnesium by flame AA	23.8	J3	mg/L	0.1	8/11/2004	2:39 PM	SM19 3111 B
MN	Manganese by flame AA	0.02		mg/L	0.01	8/5/2004	12:26 PM	SM19 3111 B
NA	Sodium, AA direct aspiration	26.6		mg/L	0.3	8/4/2004	1:16 PM	SM19 3111 B
NH3	Ammonia, Automated Phenate	0.275		mg/L as N	0.008	7/26/2004	4:24 PM	EPA 350.1
PHF	pH, Field (electrometric)	6.79		units		7/21/2004	10:15 AM	EPA 150.1
SAMPLE	Sample Collection	Completed				7/21/2004	10:15 AM	FDEP-SOP-001/01
SEUGL	Selenium, AA furnace technique	Not detected		ug/L	2.0	8/18/2004	11:21 AM	SM19 3113 B
SO4_IC	Sulfate	94		mg/L	0.2	7/24/2004	9:44 AM	EPA 300.0
TALK	Alkalinity, Total	239		mg/L as CaCO3	2.0	7/28/2004	2:05 PM	EPA 310.1
TDS	Total Dissolved Solids/filterable	460		mg/L	5.0	7/22/2004	11:07 AM	SM19 2540 C
TKN	Nitrogen, Kjeldahl, Total	Not detected	J98	mg/L as N	0.2	8/19/2004	8:30 AM	EPA 351.2
TOC	Total Organic Carbon	7.6	STL	mg/L	0.53	7/30/2004	5:39 PM	EPA 415.1
ZN	Zinc by flame AA	0.02		mg/L	0.01	8/4/2004	3:43 PM	SM19 3111 B

Laboratory ID	AB60952	Collection date and time	7/21/2004 11:20 AM
Location Code	WTE-4D	Sample Collector	JOHN REEKIE
Sample Description	Waste to Energy M.W. # 4-D		


Analysis Code	Analyte Name	Result	Qualifier	Units	MDL	Analysis Date	Analysis Time	Analysis Method
ASUGL	Arsenic, AA furnace technique	Not detected		ug/L	1.0	7/26/2004	9:59 AM	SM19 3113 B
BICARALK	Alkalinity, Bicarbonate	193		mg/L as CaCO3	1	8/19/2004	11:01 AM	SM19 4500-CO2 D

Laboratory ID AB60952  
 Location Code WTE-4D  
 Sample Description Waste to Energy M.W. # 4-D

Collection date and time 7/21/2004 11:20 AM  
 Sample Collector JOHN REEKIE

Analysis Code	Analyte Name	Result	Qualifier	Units	MDL	Analysis Date	Analysis Time	Analysis Method
CA	Calcium by flame AA	66.5		mg/L	0.02	8/18/2004	2:00 PM	SM19 3111 B
CARBALK	Alkalinity, Carbonate	0		mg/L as CaCO3	0	8/19/2004	11:01 AM	SM19 4500-CO2 D
CL	Chloride titrimetric Argentometric	220		mg/L	1.2	8/7/2004	2:00 PM	SM19 4500-Cl-B
CONDF	Specific Conductance, 25oC, Field	1269		umhos/cm	1	7/21/2004	11:20 AM	EPA 120.1
ELEV	Elevation, Water Table	19.15		Feet NGVD	0.01	7/21/2004	11:20 AM	FDEP-SOP-001/01
FE	Iron by flame AA	0.10		mg/L	0.05	7/27/2004	3:02 PM	SM3111B
HG	Mercury, AA cold vapor technique	Not detected	U	ug/L	0.2	8/24/2004	12:00 PM	EPA 245.1
K	Potassium by flame AA	9.02	V	mg/L	0.01	8/11/2004	1:17 PM	SM19 3111 B
MG	Magnesium by flame AA	42.3	J3	mg/L	0.1	8/11/2004	2:39 PM	SM19 3111 B
MN	Manganese by flame AA	0.01		mg/L	0.01	8/5/2004	12:26 PM	SM19 3111 B
NA	Sodium, AA direct aspiration	100		mg/L	0.3	8/4/2004	1:16 PM	SM19 3111 B
NH3	Ammonia, Automated Phenate	0.281		mg/L as N	0.008	7/26/2004	4:24 PM	EPA 350.1
PHF	pH, Field (electrometric)	7.04		units		7/21/2004	11:20 AM	EPA 150.1
SAMPLE	Sample Collection	Completed				7/21/2004	11:20 AM	FDEP-SOP-001/01
SEUGL	Selenium, AA furnace technique	Not detected		ug/L	2.0	8/18/2004	11:21 AM	SM19 3113 B
SO4_IC	Sulfate	55		mg/L	0.2	7/24/2004	9:44 AM	EPA 300.0
TALK	Alkalinity, Total	193		mg/L as CaCO3	2.0	7/28/2004	2:05 PM	EPA 310.1
TDS	Total Dissolved Solids/filterable	666		mg/L	5.0	7/22/2004	11:07 AM	SM19 2540 C
TKN	Nitrogen, Kjeldahl, Total	0.327	I,J98	mg/L as N	0.2	8/19/2004	8:30 AM	EPA 351.2
TOC	Total Organic Carbon	4.8	STL	mg/L	0.53	7/30/2004	5:39 PM	EPA 415.1
ZN	Zinc by flame AA	0.01		mg/L	0.01	8/4/2004	3:43 PM	SM19 3111 B

Unless noted otherwise, these test results meet all the requirements of the 2001 NELAC Standards.  
 All questions regarding this report should be directed to Keith A. Kibbey, Laboratory Manager.



Keith A. Kibbey  
 Laboratory Manager

# Lee County Environmental Laboratory's Data Qualifiers

- I Data deviate from historically established concentration ranges.
- \* Not reported due to interference.
- ? Data rejected and should not be used. Some or all the quality control data for the analyte were outside criteria, and presence or absence cannot be determined.
- A Value reported is the arithmetic mean of two or more determinations.
- B Results based upon colony counts outside the acceptable range.
- BC Analysis performed by client not a NELAC certified laboratory.
- D Measurement made in the Field.
- DOHJ Analysis performed by Florida Department of Health, Jacksonville, Lab Accession # IRC 180-2002
- E *Extra samples were taken at composite stations.*
- EHL Analysis performed by Environmental Health Laboratories DOH # E87775
- ELAB Analysis performed by ELAB, Inc. of Ormond Beach, FL, DOH # E83079
- H Value based on field kit determination; result may not be accurate.
- I The value is between the laboratory method detection limit and the laboratory practical quantification limit.
- J Estimated value; value may not be accurate.
- J1 Surrogate recovery limits have been exceeded.
- J2 No known quality control criteria exist for the component.
- J3 The reported value failed to meet the established quality control criteria for either precision or accuracy.
- J4 The sample matrix interfered with the ability to make any accurate determination.
- J5 The data are questionable because of improper laboratory or field protocols.
- J98 Correlation coefficient of calibration curve < 0.995.
- J99 Seeded BOD samples did not exhibit dissolved oxygen drop of at least 2 mg/L.
- K Off scale low. Actual value is known to be less than value given.
- K1 The value is less than the lowest calibration standard and the calibration curve is known to be non-linear.
- K2 The value is known to be less than the reported value based on sample size, dilution or some other variable.
- KNL Analysis performed by KNL Laboratory Services DOH # E84025
- L Off scale high. Actual value is known to be greater than value given.
- M Presence of material verified, but not quantified; actual value is less than the value given.
- N Presumptive evidence of presence of material.
- O Sampled, but analysis not performed.
- P Although 2 dissimilar GC columns confirmed the presence of the target analyte, relative % difference is >40%.
- Q Sample held beyond the accepted holding time.
- R Significant rain in the last 48 hours.
- STL Analysis performed by Severn Trent Laboratories, Tampa DOH # E84282
- STLNC Analysis performed by Severn Trent Laboratories, North Canton, OH
- STLP Analysis performed by Severn Trent Laboratories, Pensacola, FL, DOH # E81010
- STLR Analysis performed by Severn Trent Laboratories, Richland, WA, DOH # E87177
- T Value reported is less than the laboratory method detection limit.
- U Indicates that the compound was analyzed for but not detected.
- V Indicates that the analyte was detected in both the sample and the associated method blank.
- W Weather event: normal operations interrupted and some part of test procedure may have been compromised.
- Y The laboratory analysis was from an improperly preserved sample. The data may not be accurate.
- Z Too many colonies were present (TNTC); the numeric value represents the filtration volume.

# LCEL

**RECEIVED** Lee County Environmental Laboratory  
 60-2 Danely Dr Ft Myers, FL 33907  
 SEP 30 2004 Phone: (239) 278-7070  
 Fax: (239) 939-4850

Lab Certification: **EA5049** South District

## Analysis Request & Chain of Custody Record

Report/Result Information				Billing/Invoice Information				Page of		
Name: <b>LAURA GRAY</b>				Name: <b>LC SOLID WASTE LAURA GRAY</b>				Matrix Codes:		
Address: <b>LC SOLID WASTE</b>				Address:				DW-Drinking water		
Phone/Fax/Cell: ( )				Phone/Fax/Cell: ( )				GW- Ground water		
Sample Collector(s) (please print): <b>JOHN REEKIE</b>				Sample Collector Signature: <i>John Reekie</i>				WW-Waste water		
Relinquished By: (signature) <i>John Reekie</i>		Date: <b>7/2/04</b>	Time: <b>1500</b>	Received By: (signature) <i>John Reekie</i>				SW-Surface water		
Relinquished By: (signature)		Date	Time	Received By: (signature)				WWS-Wastewater Sludge		
Relinquished By: (signature)		Date	Time	Received By: (signature)				S-Sediment		
								O-Other		
								NP-No Preservative		
								N-Nitric Acid		
								S-Sulfuric Acid		
								H-Hydrochloric Acid		
								SH-Sodium Hydroxide		
								ST-Sodium Thiosulfate		
								O-Other		
						<b>Analyses Required</b>				
						PH COND	As, Fe, Mg	SOD, TKN	SHIPPING	
						ELEV	SE, Mn, Zn	SO <sub>4</sub> , NH <sub>4</sub>		
						Na, K, Ca	ALK BIT-CAR	CL		
						Mg	TDS, TKN	TOC		
						PRESERVATIVES (see codes)				
Sample(s) on ice <input checked="" type="checkbox"/> Yes or <input type="checkbox"/> No?						N	N	S		
Collection Date		Time		Sample Description & Location		Matrix (see codes)	# of Sample Containers Submitted			LCE Lab #
7/2/04		1145		WTE 1S		GW				AB 60947
		1230		1D						48
		1050		2S						49
		1200		2D						50
		1015		4S						51
		1120		4D						52