



**Board of County Commissioners**  
**DEPARTMENT OF PUBLIC WORKS**  
**SOLID WASTE MANAGEMENT DIVISION**

P.O. Box 340, Lecanto, Florida 34460  
Telephone: (352) 527-7670 FAX: (352) 527-7672  
email: [landfillinfo@bocc.citrus.fl.us](mailto:landfillinfo@bocc.citrus.fl.us)  
TDD Telephone 527-5303

Citrus Springs/Dunnellon/Ingles/Yankeetown area Toll Free (352) 489-2120

Dept. Of Environmental Protection

JAN 14 2013

Southwest District

January 09, 2013

Mr. John Morris,  
Florida Department of  
Environmental Protection  
13051 N Telecom Pkwy  
Temple Terrace, FL 33637-0926

**RE: MONTHLY LEACHATE MONITORING REPORT FOR CITRUS COUNTY CENTRAL  
LANDFILL 60 AND 80 ACRE SITES - PERMIT NO. 21375-018-SO/01**

Dear Mr. Morris:

Enclosed please find the quarterly Operator's Reports for the months of October, November, and December, 2012.

The monthly analytical reports are now included with the quarterly report submitted by CDM for the Landfill. The attached summary is included for reference.

Should further information or clarification be necessary, please do not hesitate to contact me.

Sincerely,

T. Casey Stephens  
Director, Division of  
Solid Waste Management

CC: Ken Frink, Director, Department of Public Works (w/xls sheet)  
Steve Morgan, Florida Department of Environmental Protection (w/xls sheet)

CITRUS COUNTY CENTRAL LANDFILL  
WEEKLY LEACHATE MONITORING

SAC Laboratories		MAXIMUM CONTAMINANT LEVEL BY PERMIT		
Results	20	10	20	
	CBOD		SUSPENDED	
DATE	< 5 day	MG/L < NITRATE	MG/L < SOLIDS	MG/L
10/2/12	1.13	0.45	2.0	
11/5/12	16.66	0.12	1.5	
12/4/12	1.23	5.3	2.5	

cjw

CITRUS COUNTY CENTRAL LANDFILL

DEPARTMENT OF ENVIRONMENTAL PROTECTION DISCHARGE MONITORING REPORT - PART A

WHEN COMPLETED MAIL THIS REPORT TO: DEPARTMENT OF ENVIRONMENTAL PROTECTION SOUTHWEST DISTRICT  
Solid Waste Section, 3805 Coconut Palm Drive Tampa, FL 33619-8218

PERMITTEE NAME: Citrus County Board Of County Commissioners  
MAILING ADDRESS: P.O. Box 340  
Lecanto, FL 34460


FACILITY: Central Landfill Leachate Plant  
LOCATION: 230 W. Gulf to Lake Hwy  
Lecanto, FL 34461  
COUNTY: Citrus

PERMIT NUMBER: 21375-008-SO/01  
WACS FACILITY ID NUMBER: SWD/09/039859  
TEST SITE ID NUMBER: WACS 175  
MONITORING PERIOD:  
From: 10/1 To: 10/31/2012  
CLASS SIZE: 1-C  
REPORT: Quarterly  
GROUP: Solid Waste

Please read instructions before completing this form.

Parameter		Quantity or Loading			Quality or Concentration			No. Ex	Frequency of Analysis	Sample Type
		Avg.	Max.	Units	Min.	Avg.	Max.			
Flow, in conduit or thru treatment plant	Sample Measurement	0.022		MGD						
PARM Code 50053	Permit Requirement	Report Mon AVG.	.030 (3) Month Rolling Average	MGD					Daily	Metered
CBOD, 5 day 20 degree C	Sample Measurement					1.1	mg/L			
PARM Code 80082	Permit Requirement					20 (Mo. Avg.)	mg/L		Weekly	Grab
Total Suspended Solids	Sample Measurement					2.0	mg/L			
PARM Code 900201	Permit Requirement					20 (Mo. Avg.)	mg/L		Weekly	Grab
Nitrate (as N)	Sample Measurement						0.5 mg/L			
PARM Code 071850	Permit Requirement					10.0 (Mo. Avg.)	mg/L		Weekly	Grab
pH	Sample Measurement				7.8		8.5 S.U.			
PARM Code 00500	Permit Requirement				6.5 Min.		8.5 Max. S.U.		Daily	Grab

I certify under penalty of law that I have personally examined and am familiar with the information submitted herein; and based on my inquiry of those individuals immediately responsible for obtaining the information, I believe the submitted information is true, accurate, and complete. I am aware that there are significant penalties for submitting false information the possibility of fine and imprisonment

Name/Title of Principal Executive Officer or Authorized Agent	Signature of Principal Executive Officer or Authorized Agent	Telephone No. (include area code)	Date (mm/dd/yy)
Gerald Nusbaum Utility Operator II B/14117		(352)527-7670	11/05/12

COMMENT AND EXPLANATION OF ANY VIOLATIONS (Reference all attachments here):

\* Rolling Annual Average is the average of the current month's average and the preceding 11 monthly averages.

A-1

CITRUS COUNTY CENTRAL LANDFILL

DAILY SAMPLE RESULTS - PART B

Facility: Central Landfill Leachate Plant  
PERMIT NUMBER: 21375-008-SO/01

Month/Year: 10/12

Three-month Average Daily Flow: 0.021  
Daily Flow % of Permitted Capacity: 70.0%

Days of the Month	1	2	3	4	5	6	7	8	9	10	11	12	13	14	15	16	17	18	19	20	21	22	23	24	25	26	27	28	29	30	31		
Flow (MGD) PARM Code 50053	0.022	0.022	0.023	0.023	0.022	0.022	0.022	0.023	0.023	0.022	0.022	0.021	0.023	0.022	0.023	0.022	0.023	0.020	0.023	0.023	0.023	0.023	0.023	0.022	0.023	0.023	0.022	0.023	0.020	0.019	0.015		
CBOD5 Effluent (mg/L as O2) PARM Code 80082		1.1																															
TSS Effluent (mg/L) PARM Code 900201		2.0																															
Nitrate (as N) (mg/L) PARM Code 071850		0.5																															
pH Effluent (standard units) PARM Code 00500	8.2	8.1	8.3	8.4	8.3	8.4	7.8	8.2	8.4	8.5	8.3	8.4	7.9	8.2	8.4	8.5	8.3	8.5	8.4	8.4	8.5	8.3	8.5	8.2	8.3	7.8	8.2	8.4	8.5	8.4	8.4		

PLANT STAFFING

Day Shift Operator	Class: B	Certificate No: 14117	Name: Gerald Nusbaum
Evening Shift Operator	Class:	Certificate No:	Name:
Night Shift Operator	Class:	Certificate No:	Name:
Lead Operator	Class: B	Certificate No: 13057	Name: Gary Loggins

Type of Effluent Disposal or Reclaimed Water Reuse

Limited Wet Weather Discharge Activated: No: Yes: Not applicable: X

\* Attach additional sheets if necessary to list all certified operators

CITRUS COUNTY CENTRAL LANDFILL

DEPARTMENT OF ENVIRONMENTAL PROTECTION DISCHARGE MONITORING REPORT - PART A

WHEN COMPLETED MAIL THIS REPORT TO: DEPARTMENT OF ENVIRONMENTAL PROTECTION SOUTHWEST DISTRICT  
Solid Waste Section, 3805 Coconut Palm Drive Tampa, FL 33619-8218

PERMITTEE NAME: Citrus County Board Of County Commissioners  
MAILING ADDRESS: P.O. Box 340  
Lecanto, FL 34460

PERMIT NUMBER: 21375-008-SO/01  
WACS FACILITY ID NUMBER: SWD/09/039859  
TEST SITE ID NUMBER: WACS 175  
MONITORING PERIOD:

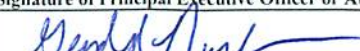
FACILITY: Central Landfill Leachate Plant  
LOCATION: 230 W. Gulf to Lake Hwy  
Lecanto, FL 34461  
COUNTY: Citrus

From: 11/1 To: 11/30/2012  
CLASS SIZE: 1-C  
REPORT: Quarterly  
GROUP: Solid Waste

Please read instructions before completing this form.

Parameter		Quantity or Loading			Quality or Concentration			No. Ex	Frequency of Analysis	Sample Type
		Avg.	Max.	Units	Min.	Avg.	Max.			
Flow, in conduit or thru treatment plant	Sample Measurement	0.012		MGD						
PARM Code 50053	Permit Requirement	Report Mon AVG.	.030 (3) Month Rolling Average	MGD					Daily	Metered
C BOD, 5 day 20 degree C	Sample Measurement					16.7		mg/L		
PARM Code 80082	Permit Requirement					20 (Mo. Avg.)		mg/L	Weekly	Grab
Total Suspended Solids	Sample Measurement					1.5		mg/L		
PARM Code 900201	Permit Requirement					20 (Mo. Avg.)		mg/L	Weekly	Grab
Nitrate (as N)	Sample Measurement						0.1	mg/L		
PARM Code 071850	Permit Requirement					10.0 (Mo. Avg.)		mg/L	Weekly	Grab
pH	Sample Measurement				7.8		8.5	S.U.		
PARM Code 00500	Permit Requirement				6.5 Min.		8.5 Max.	S.U.	Daily	Grab

I certify under penalty of law that I have personally examined and am familiar with the information submitted herein; and based on my inquiry of those individuals immediately responsible for obtaining the information, I believe the submitted information is true, accurate, and complete. I am aware that there are significant penalties for submitting false information the possibility of fine and imprisonment

Name/Title of Principal Executive Officer or Authorized Agent	Signature of Principal Executive Officer or Authorized Agent	Telephone No. (include area code)	Date (yy/mm/dd)
Gerald Nusbaum Utility Operator II B/14117		(352)527-7670	12/05/12

COMMENT AND EXPLANATION OF ANY VIOLATIONS (Reference all attachments here):

\* Rolling Annual Average is the average of the current month's average and the preceding 11 monthly averages.

**CITRUS COUNTY CENTRAL LANDFILL**

**DAILY SAMPLE RESULTS - PART B**

Facility: **Central Landfill Leachate Plant**  
 PERMIT NUMBER: **21375-008-SO/01**  
 Month/Year: **11/12**

Three-month Average Daily Flow      **0.018**  
 Daily Flow % of Permitted Capacity      **60.0%**

Days of the Month	1	2	3	4	5	6	7	8	9	10	11	12	13	14	15	16	17	18	19	20	21	22	23	24	25	26	27	28	29	30		
Flow (MGD) PARM Code 50053	0.014	0.013	0.014	0.014	0.018	0.022	0.020	0.009	0.009	0.009	0.018	0.015	0.016	0.016	0.018	0.013	0.012	0.013	0.012	0.012	0.010	0.011	0.010	0.011	0.009	0.011	0.009	0.009	0.010	0.008	0.000	
CBOD5 Effluent (mg/L as O2) PARM Code 80082					16.7																											
TSS Effluent (mg/L) PARM Code 900201					1.5																											
Nitrate (as N) (mg/L) PARM Code 071850					0.1																											
pH Effluent (standard units) PARM Code 00500	8.3	8.4	8.2	8.2	8.2	8.1	8.2	8.4	8.5	8.4	8.5	8.3	8.1	8.3	8.4	8.5	8.4	8.3	8.2	7.9	7.8	8.4	8.5	8.4	8.4	8.4	8.1	8.1	8.1	8.4		

**PLANT STAFFING**

Day Shift Operator	Class: B	Certificate No: 14117	Name: Gerald Nusbaum
Evening Shift Operator	Class:	Certificate No:	Name:
Night Shift Operator	Class:	Certificate No:	Name:
Lead Operator	Class: B	Certificate No: 13057	Name: Gary Loggins

Type of Effluent Disposal or Reclaimed Water Reuse:  
 Limited Wet Weather Discharge Activated:      No:      Yes:      Not applicable: **X**

\* Attach additional sheets if necessary to list all certified operators

CITRUS COUNTY CENTRAL LANDFILL

DEPARTMENT OF ENVIRONMENTAL PROTECTION DISCHARGE MONITORING REPORT - PART A

WHEN COMPLETED MAIL THIS REPORT TO: DEPARTMENT OF ENVIRONMENTAL PROTECTION SOUTHWEST DISTRICT  
Solid Waste Section, 3805 Coconut Palm Drive Tampa, FL 33619-8218

PERMITTEE NAME: Citrus County Board Of County Commissioners  
MAILING ADDRESS: P.O. Box 340  
Lecanto, FL 34460

PERMIT NUMBER: 21375-008-SO/01  
WACS FACILITY ID NUMBER: SWD/09/039859  
TEST SITE ID NUMBER: WACS 175  
MONITORING PERIOD:


FACILITY: Central Landfill Leachate Plant  
LOCATION: 230 W. Gulf to Lake Hwy  
Lecanto, FL 34461  
COUNTY: Citrus

From: 12/1 To: 12/31/2012  
CLASS SIZE: 1-C  
REPORT: Quarterly  
GROUP: Solid Waste

Please read instructions before completing this form.

Parameter		Quantity or Loading			Quality or Concentration			No. Ex	Frequency of Analysis	Sample Type
		Avg.	Max.	Units	Min.	Avg.	Max.			
Flow, in conduit or thru treatment plant	Sample Measurement	0.009		MGD						
PARM Code 50053	Permit Requirement	Report Mon AVG.	.030 (3) Month Rolling Average	MGD					Daily	Metered
CBOD, 5 day 20 degree C	Sample Measurement					1.2	mg/L			
PARM Code 80082	Permit Requirement					20 (Mo. Avg.)	mg/L		Weekly	Grab
Total Suspended Solids	Sample Measurement					2.5	mg/L			
PARM Code 900201	Permit Requirement					20 (Mo. Avg.)	mg/L		Weekly	Grab
Nitrate (as N)	Sample Measurement						5.3	mg/L		
PARM Code 071850	Permit Requirement					10.0 (Mo. Avg.)	mg/L		Weekly	Grab
pH	Sample Measurement				7.8		8.5	S.U.		
PARM Code 00500	Permit Requirement				6.5 Min.		8.5 Max.	S.U.	Daily	Grab

I certify under penalty of law that I have personally examined and am familiar with the information submitted herein; and based on my inquiry of those individuals immediately responsible for obtaining the information, I believe the submitted information is true, accurate, and complete. I am aware that there are significant penalties for submitting false information the possibility of fine and imprisonment

Name/Title of Principal Executive Officer or Authorized Agent	Signature of Principal Executive Officer or Authorized Agent	Telephone No. (include area code)	Date (yy/mm/dd)
Gerald Nusbaum Utility Operator II B/14117		(352)527-7670	01/08/13

COMMENT AND EXPLANATION OF ANY VIOLATIONS (Reference all attachments here):

\* Rolling Annual Average is the average of the current month's average and the preceding 11 monthly averages.

A-1

CITRUS COUNTY CENTRAL LANDFILL

DAILY SAMPLE RESULTS - PART B

Facility: Central Landfill Leachate Plant

PERMIT NUMBER: 21375-008-SO/01

Month/Year: 12/12

Three-month Average Daily Flow:

0.015

Daily Flow % of Permitted Capacity

50.0%

Days of the Month	1	2	3	4	5	6	7	8	9	10	11	12	13	14	15	16	17	18	19	20	21	22	23	24	25	26	27	28	29	30	31
Flow (MGD)	0.009	0.008	0.008	0.008	0.009	0.008	0.008	0.008	0.008	0.008	0.000	0.006	0.008	0.008	0.008	0.008	0.008	0.008	0.009	0.009	0.008	0.008	0.007	0.008	0.009	0.008	0.013	0.013	0.014	0.016	0.016
PARM Code 50053																															
CBOD5 Effluent (mg/l. as O2)				1.2																											
PARM Code 80082																															
TSS Effluent (mg/L)				2.5																											
PARM Code 900201																															
Nitrate (as N) (mg/L)				5.3																											
PARM Code 071850																															
pH Effluent (standard units)	7.8	8.1	8.2	8.2	8.2	8.1	8.0	8.0	8.0	8.4	8.0	8.1	8.1	8.0	7.8	8.2	8.1	8.2	8.0	8.1	8.5	8.5	8.3		8.0	8.0	8.0	8.4	8.5	8.5	8.5
PARM Code 00500																															

PLANT STAFFING  
 Day Shift Operator            Class: B            Certificate No.: 14117            Name: Gerald Nusbaum  
 Evening Shift Operator        Class:            Certificate No.:            Name:  
 Night Shift Operator         Class:            Certificate No.:            Name:  
 Lead Operator                 Class: B            Certificate No.: 13057            Name: Gary Loggins

Type of Effluent Disposal or Reclaimed Water Reuse        Perc. Pond  
 Limited Wet Weather Discharge Activated:            No:            Yes:            Not applicable: X

\* Attach additional sheets if necessary to list all certified operators