

Board of County Commissioners

DEPARTMENT OF PUBLIC WORKS SOLID WASTE MANAGEMENT DIVISION

P.O. Box 340, Lecanto, Florida 34460

Telephone: (352) 527-7670 FAX: (352) 527-7672

email: landfillinfo@bocc.citrus.fl.us

TDD Telephone 527-5303

Citrus Springs/Dunnellon/Inglis/Yankeetown area Toll Free (352) 489-2120

April 11, 2013

Dept. Of Environmental Protection

Mr. John Morris,
Florida Department of
Environmental Protection
13051 N Telecom Pkwy
Temple Terrace, FL 33637-0926

APR 15 2013

Southwest District

**RE: MONTHLY LEACHATE MONITORING REPORT FOR CITRUS COUNTY CENTRAL
LANDFILL 60 AND 80 ACRE SITES - PERMIT NO. 21375-018-SO/01**

Dear Mr. Morris:

Enclosed please find the quarterly Operator's Reports for the months of January, February and March 2013.

The monthly analytical reports are now included with the quarterly report submitted by CDM for the Landfill. The attached summary is included for reference and any exceedances will be addressed in CDM's submittal.

Should further information or clarification be necessary, please do not hesitate to contact me.

Sincerely,

T. Casey Stephens
Director, Division of
Solid Waste Management

CC: Ken Frink, Director, Department of Public Works (w/xls sheet)
Steve Morgan, Florida Department of Environmental Protection (w/xls sheet)

**CITRUS COUNTY CENTRAL LANDFILL
WEEKLY LEACHATE MONITORING**

SAC Laboratories		MAXIMUM CONTAMINANT LEVEL BY PERMIT			
Results	20	10	20		
DATE	CBOD < 5 day MG/L	< NITRATE MG/L	SUSPENDED SOLIDS MG/L	<	<
1/8/13	2.25	0.52	3.50		
2/6/13	3.74	0.39	9.50		
3/12/13	23.03	0.11	9.00		

Dept. Of Environmental Protection

APR 15 2013

Southwest District

cjw

CITRUS COUNTY CENTRAL LANDFILL

DEPARTMENT OF ENVIRONMENTAL PROTECTION DISCHARGE MONITORING REPORT - PART A

WHEN COMPLETED MAIL THIS REPORT TO: DEPARTMENT OF ENVIRONMENTAL PROTECTION SOUTHWEST DISTRICT
Solid Waste Section, 3805 Coconut Palm Drive Tampa, FL 33619-8218

Dept. Of Environmental Protection
APR 15 2013
Southwest District

PERMITTEE NAME: Citrus County Board Of County Commissioners
MAILING ADDRESS: P.O. Box 340
Lecanto, FL 34460

PERMIT NUMBER: 21375-008-SO/01
WACS FACILITY ID NUMBER: SWD/09/039859
TEST SITE ID NUMBER: WACS 175
MONITORING PERIOD:


FACILITY: Central Landfill Leachate Plant
LOCATION: 230 W. Gulf to Lake Hwy
Lecanto, FL 34461
COUNTY: Citrus

From: 3/1 3/31/2011
CLASS SIZE: 1-C
REPORT: Quarterly
GROUP: Solid Waste

Please read instructions before completing this form.

Parameter		Quantity or Loading			Quality or Concentration			No. Ex	Frequency of Analysis	Sample Type
		Avg.	Max.	Units	Min.	Avg.	Max.			
Flow, in conduit or thru treatment plant	Sample Measurement	0.011		MGD						
PARM Code 50053	Permit Requirement	Report Mon AVG.	.030 (3) Month Rolling Average	MGD					Daily	Metered
C/BOD, 5 day 20 degree C	Sample Measurement					23.0	mg/L			
PARM Code 80082	Permit Requirement					20 (Mo. Avg.)	mg/L		Weekly	Grab
Total Suspended Solids	Sample Measurement					9.0	mg/L			
PARM Code 900201	Permit Requirement					20 (Mo. Avg.)	mg/L		Weekly	Grab
Nitrate (as N)	Sample Measurement						0.1 mg/L			
PARM Code 071850	Permit Requirement					10.0 (Mo. Avg.)	mg/L		Weekly	Grab
pH	Sample Measurement				7.7		8.4 S.U.			
PARM Code 00500	Permit Requirement				6.5 Min.		8.5 Max. S.U.		Daily	Grab

I certify under penalty of law that I have personally examined and am familiar with the information submitted herein; and based on my inquiry of those individuals immediately responsible for obtaining the information, I believe the submitted information is true, accurate, and complete. I am aware that there are significant penalties for submitting false information the possibility of fine and imprisonment

Name/Title of Principal Executive Officer or Authorized Agent	Signature of Principal Executive Officer or Authorized Agent	Telephone No. (include area code)	Date (yy/mm/dd)
Gerald Nusbaum Utility Operator II B/14117		(352)527-7670	04/04/13

COMMENT AND EXPLANATION OF ANY VIOLATIONS (Reference all attachments here):

* Rolling Annual Average is the average of the current month's average and the preceding 11 monthly averages.

A-1

CITRUS COUNTY CENTRAL LANDFILL

Facility : Central Landfill Leachate Plant

PERMIT NUMBER: 21375-003-SO/01

Month/Year: 3/11

Three-month Average Daily Flow:
Daily Flow % of Permitted Capacity

0.010

33.3%

Days of the Month	1	2	3	4	5	6	7	8	9	10	11	12	13	14	15	16	17	18	19	20	21	22	23	24	25	26	27	28	29	30	31
Flow (MGD)	0.012	0.014	0.016	0.016	0.014	0.015	0.013	0.010	0.010	0.010	0.008	0.009	0.009	0.009	0.010	0.010	0.010	0.010	0.009	0.010	0.010	0.010	0.011	0.011	0.010	0.010	0.009	0.009	0.010	0.011	0.011
PARN Code 50053																															
CBOD5 Effluent (mg/L as O2)												23.0																			
PARN Code 60082																															
TSS Effluent (mg/L)												9.0																			
PARN Code 900201																															
Nitrate (as N) (mg/L)												0.1																			
PARN Code 071850																															
pH Effluent (standard units)	8.3	8.4	8.1	7.9	8.2	8.0	8.0	7.8	7.9	7.8	7.8	7.9	8.3	8.4	8.4	8.2	8.1	8.1	8.2	7.8	7.7	8.3	8.4	8.2	8.0	8.2	8.4	8.4	8.2	8.4	8.0
PARN Code 00500																															

PLANT STAFFING: Day Shift Operator Class B Certificate No. 14117 Name: Gerald Nussbaum
 Evening Shift Operator Class Certificate No. Name:
 Night Shift Operator Class Certificate No. 13057 Name: Gary Loggins
 Lead Operator Class: B Certificate No.:
 Perc. Pond Yes: Not applicable X

Type of Effluent Disposal or Reclaimed Water Reuse: Limited Wet Weather Discharge Activated: No
 * Attach additional sheets if necessary to list all certified operators

CITRUS COUNTY CENTRAL LANDFILL

DEPARTMENT OF ENVIRONMENTAL PROTECTION DISCHARGE MONITORING REPORT - PART A

WHEN COMPLETED MAIL THIS REPORT TO: DEPARTMENT OF ENVIRONMENTAL PROTECTION SOUTHWEST DISTRICT
Solid Waste Section, 3805 Coconut Palm Drive Tampa, FL 33619-8218

PERMITTEE NAME: Citrus County Board Of County Commissioners
MAILING ADDRESS: P.O. Box 340
Lecanto, FL 34460

PERMIT NUMBER: 21375-008-SO/01
WACS FACILITY ID NUMBER: SWD/09/039859
TEST SITE ID NUMBER: WACS 175
MONITORING PERIOD:


FACILITY: Central Landfill Leachate Plant
LOCATION: 230 W. Gulf to Lake Hwy
Lecanto, FL 34461
COUNTY: Citrus

From: 2/1 To: 2/28/2011
CLASS SIZE: 1-C
REPORT: Quarterly
GROUP: Solid Waste

Please read instructions before completing this form.

Parameter		Quantity or Loading			Quality or Concentration				No. Ex	Frequency of Analysis	Sample Type
		Avg.	Max.	Units	Min.	Avg.	Max.	Units			
Flow, in conduit or thru treatment plant	Sample Measurement	0.011		MGD							
PARM Code 50053	Permit Requirement	Report Mon AVG.	.030 (3) Month Rolling Average	MGD						Daily	Metered
CROD. 5 day 20 degree C	Sample Measurement					3.7		mg/L			
PARM Code 80082	Permit Requirement					20 (Mo. Avg.)		mg/L		Weekly	Grab
Total Suspended Solids	Sample Measurement					9.5		mg/L			
PARM Code 900201	Permit Requirement					20 (Mo. Avg.)		mg/L		Weekly	Grab
Nitrate (as N)	Sample Measurement						0.4	mg/L			
PARM Code 071850	Permit Requirement					10.0 (Mo. Avg.)		mg/L		Weekly	Grab
pH	Sample Measurement				7.8		8.5	S.U.			
PARM Code 00500	Permit Requirement				6.5 Min.		8.5 Max.	S.U.		Daily	Grab

I certify under penalty of law that I have personally examined and am familiar with the information submitted herein; and based on my inquiry of those individuals immediately responsible for obtaining the information, I believe the submitted information is true, accurate, and complete. I am aware that there are significant penalties for submitting false information the possibility of fine and imprisonment

Name/Title of Principal Executive Officer or Authorized Agent	Signature of Principal Executive Officer or Authorized Agent	Telephone No. (include area code)	Date (yy/mm/dd)
Gerald Nusbaum Utility Operator II B/14117		(352)527-7670	03/12/13

COMMENT AND EXPLANATION OF ANY VIOLATIONS (Reference all attachments here):

* Rolling Annual Average is the average of the current month's average and the preceding 11 monthly averages.

A-1

CITRUS COUNTY CENTRAL LANDFILL

DAILY SAMPLE RESULTS - PART B

Facility : Central Landfill Leachate Plant

PERMIT NUMBER: 21375-008-SO01

Month/Year: 2/11

Three-month Average Daily Flow: 0.010
Daily Flow: % of Permitted Capacity: 33.33%

Days of the Month	1	2	3	4	5	6	7	8	9	10	11	12	13	14	15	16	17	18	19	20	21	22	23	24	25	26	27	28
Flow (MGD)	0.011	0.010	0.012	0.013	0.009	0.010	0.010	0.011	0.008	0.011	0.008	0.011	0.009	0.011	0.012	0.010	0.011	0.012	0.011	0.015	0.016	0.017	0.015	0.015	0.018	0.016	0.019	0.017
PARM Code 50083																												
CHODS Effluent (mg/L as O2)						3.7																						
PARM Code 60082																												
TSS Effluent (mg/L)						9.5																						
PARM Code 900261																												
Nitrate (as N) (mg/L)						0.4																						
PARM Code 071850																												
pH Effluent (standard units)	8.5	8.4	8.2	8.2	8.2	8.2	8.0	8.1	8.2	8.1	7.9	8.4	8.5	8.3	8.5	8.1	8.5	8.5	8.4	8.1	8.2	8.2	7.8	8.0	8.4	8.5	8.3	8.4
PARM Code 00500																												

PLANT STAFFING: Day Shift Operator: Name: Gerald Nusbaum
Evening Shift Operator: Name:
Night Shift Operator: Name:
Lead Operator: Name: Gary Loggins

Certificate No.: 14117
Certificate No.:
Certificate No.: 13057
Certificate No.:

Class: B
Class:
Class: B
Class: B
Peric Pond: Yes: Not applicable: X

Type of Effluent Disposal or Reclaimed Water Reuse: Limited Wet Weather Discharge Activated: No
* Attach additional sheets if necessary to list all certified operators

CITRUS COUNTY CENTRAL LANDFILL

DEPARTMENT OF ENVIRONMENTAL PROTECTION DISCHARGE MONITORING REPORT - PART A

WHEN COMPLETED MAIL THIS REPORT TO: DEPARTMENT OF ENVIRONMENTAL PROTECTION SOUTHWEST DISTRICT
Solid Waste Section, 3805 Coconut Palm Drive Tampa, FL 33619-8218

PERMITTEE NAME: Citrus County Board Of County Commissioners
MAILING ADDRESS: P.O. Box 340
Lecanto, FL 34460

PERMIT NUMBER: 21375-008-SO/01
WACS FACILITY ID NUMBER: SWD/09/039859
TEST SITE ID NUMBER: WACS 175
MONITORING PERIOD:

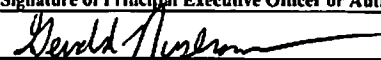
FACILITY: Central Landfill Leachate Plant
LOCATION: 230 W. Gulf to Lake Hwy
Lecanto, FL 34461
COUNTY: Citrus

From: 1/1 To: 1/31/2011
CLASS SIZE: 1-C
REPORT: Quarterly
GROUP: Solid Waste

Please read instructions before completing this form.

Parameter		Quantity or Loading			Quality or Concentration			No. Ex	Frequency of Analysis	Sample Type
		Avg.	Max.	Units	Min.	Avg.	Max.			
Flow, in conduit or thru treatment plant	Sample Measurement	0.009		MGD						
PARM Code 50053	Permit Requirement	Report Mon AVG.	.030 (3) Month Rolling Average	MGD					Daily	Metered
CBOD, 5 day 20 degree C	Sample Measurement					2.3		mg/L		
PARM Code 80082	Permit Requirement					20 (Mo. Avg.)		mg/L	Weekly	Grab
Total Suspended Solids	Sample Measurement					3.5		mg/L		
PARM Code 900201	Permit Requirement					20 (Mo. Avg.)		mg/L	Weekly	Grab
Nitrate (as N)	Sample Measurement						0.5	mg/L		
PARM Code 071850	Permit Requirement					10.0 (Mo. Avg.)		mg/L	Weekly	Grab
pH	Sample Measurement				7.8		8.5	S.U.		
PARM Code 00500	Permit Requirement				6.5 Min.		8.5 Max.	S.U.	Daily	Grab

I certify under penalty of law that I have personally examined and am familiar with the information submitted herein; and based on my inquiry of those individuals immediately responsible for obtaining the information, I believe the submitted information is true, accurate, and complete. I am aware that there are significant penalties for submitting false information the possibility of fine and imprisonment

Name/Title of Principal Executive Officer or Authorized Agent	Signature of Principal Executive Officer or Authorized Agent	Telephone No. (include area code)	Date (yy/mm/dd)
Gerald Nusbaum Utility Operator II B/14117		(352)527-7670	02/15/13

COMMENT AND EXPLANATION OF ANY VIOLATIONS (Reference all attachments here):

* Rolling Annual Average is the average of the current month's average and the preceding 11 monthly averages.

A-1

CITRUS COUNTY CENTRAL LANDFILL

DAILY SAMPLE RESULTS - PART B

Facility: Central Landfill Leachate Plant

PERMIT NUMBER: 11375-008-S001

Month/Year: 1/11

Three-month Average Daily Flow: 0.010
Daily Flow % of Permitted Capacity: 33.33%

Days of the Month	1	2	3	4	5	6	7	8	9	10	11	12	13	14	15	16	17	18	19	20	21	22	23	24	25	26	27	28	29	30	31	
Flow (MGD)	0.015	0.015	0.015	0.014	0.015	0.012	0.015	0.013	0.012	0.011	0.009	0.011	0.006	0.008	0.004	0.005	0.004	0.004	0.004	0.005	0.005	0.000	0.000	0.009	0.008	0.008	0.007	0.009	0.009	0.009	0.011	
CBOD5 Effluent (mg/L as O2)								2.3																								
TSS Effluent (mg/L)								3.5																								
Nitrate (as N) (mg/L)								0.5																								
pH Effluent (standard units)	8.2	7.8	8.3	8.4	8.2	8.3	8.4	8.4	8.2	8.2	8.2	8.2	8.0	8.0	7.9	7.9	8.1	8.2	7.8	8.3	8.4	8.3	8.5	8.2	7.9	8.1	8.0	7.9	8.3	8.1	8.4	
PARM Code 50083																																
PARM Code 80082																																
PARM Code 900201																																
PARM Code 071850																																
PARM Code 00500																																

PLANT STAFFING

Day Shift Operator	Class B	Certificate No.	14117	Name	Gerald Nusbaum
Evening Shift Operator	Class B	Certificate No.		Name	
Night Shift Operator	Class B	Certificate No.		Name	
Lead Operator	Class B	Certificate No.	14117	Name	Gerald Nusbaum
Type of Effluent Disposal or Reclaimed Water Reuse	Perc. Pond				
Limited Wet Weather Discharge Activated	Yes				
Not applicable:	X				

* Attach additional sheets if necessary to list all certified operators