65383
1/10/03
JRM

RECEIVED
FEB 04 2002
Department of Environmental Protection
BY SOUTHWEST DISTRICT

Sumter County Public Works
4th Quarter 2001 Sampling Event

CTL FILE NO. 0184009.300

Conducted for

Mr. Gary Breeden

RECEIVED
FEB 4 2002
By IW mof

December 28, 2001

CENTRAL TESTING LABORATORY

LEESBURG, FLORIDA

Conducted and Prepared by
Patricia Snowdon, Environmental Specialist

REPORT FORM INCLUDES RESULTS FOR AMMONIUM THAT ARE NOT INCLUDED ON LAB REPORT

REPORT FORMS SHOW INCORRECT MDL FOR SULFATE

ELEVATED TURBIDITY REPORTED AT 3 WELLS

OCT. 2001 SAMPLING EVENT

Central Testing Laboratory

EB 0002407

Engineering and Materials Testing

Reply to:

January 17, 2002



F.D.E.P.
3804 Coconut Palm Dr.
Tampa, Fl 33619
Attn: Mr. John Morris, FDEP

RE: Fourth 2001Groundwater Monitoring
Sumter County Public Works

Dear John:

Central Testing Laboratory has completed the Fourth Quarter sampling for the above referenced project in accordance with specific conditions 13A of the permit.

All wells requiring sampling by the permits were sampled on 10/11//2001 and Central Testing Laboratory has received the analysis from that sampling event. We have enclosed a copy of the testing and sampling results for your use. These results are being submitted late due to the laboratory (Advanced Environmental Laboratory) not providing correct formatted results.. The Pesticides and PCB's were received on January 22, 2002. We are currently re-evaluating our laboratory choices.

Monitor wells 1,2,4,6A, and 7 had excessive aluminum. Monitor well 1 had a high pH. Monitor well 7 and 9 had high iron. We are following closely the excessive results along with items previously discussed in the response letter dated 11-30-2001. We are re-evaluating purging techniques and are expecting better results for 1st quarter 2002.

It has been a pleasure assisting you with this project. Should you have questions, or if you would like to discuss this report, please contact our office.

Sincerely,
CENTRAL TESTING LABORATORY

Patricia Snowdon
Environmental Specialist

Theodore J. Strouse, P.E.
Florida Registration #48220

Cc: Mr. John Morris, FDEP
Mr. Terry Hurst
Mr. Gary Breeden

5400 S. Florida Avenue
Inverness, FL 34450
(352) 726-6447

723 S. 14th Street
Leesburg, FL 34748
(352) 787-1268

Sumter County
(352) 793-3639

1725 SW 17th Street
Ocala, FL 34474
(352) 622-1186

DEP Form # 62-522.900(2)

Form Title Ground Water Monitoring Report

Effective Date

DEP Application No.

Florida Department of Environmental Protection

Twin Towers Office Bldg. 2600 Blair Stone Road Tallahassee, Florida 32399-2400

GROUND WATER MONITORING REPORT

Rule 62-522.600(11)

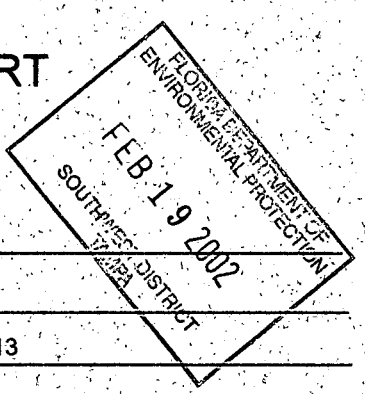

PART I GENERAL INFORMATION

(1) Facility Name Sumter County Solid Waste Management Facility

Address 319 E. Anderson Ave.

City Bushnell Zip 33513

Telephone Number (352) 793-0240

(2) The GMS Identification Number 4060C00092

(3) DEP Permit Number 22926-002-SF

(4) Authorized Representative Name Gary Breeden

Address 723 319 E. Anderson Ave.

City Bushnell Zip 33513

Telephone Number (352)793-0240

(5) Type of Discharge Lined landfill

(6) Method of Discharge Groundwater Slow Rate Infiltration

Certification

I certify under penalty of law that I have personally examined and am familiar with the information submitted in this document and all attachments and that, based on my inquiry of those individuals immediately responsible for obtaining the information, I believe that the information is true, accurate, and complete. I am aware that there are significant penalties for submitting false information, including the possibility of fine and imprisonment.

Date: January 30, 2002

Signature of Owner or Authorized Representative

PART II QUALITY ASSURANCE REQUIREMENTS

Sample Organization Comp QAP # Central Testing Laboratory #990017

Analytical Lab Comp QAP # /HRS Certification # Advanced Environmental Laboratory

*Comp QAP # /HRS Certification # 940242-7

Lab Name

Address

Phone Number ( )

4th Quarter Sample Event Sumter County Solid Waste

GMS# 4060COOO92
Permit # 22926-002-SF

WELL NUMBER	SAMPLE DATE / TIME	ELEVATION TOP OF CASING	DEPTH TO WATER	WATER ELEVATION	PH	TURB.	TEMP.	COLOR Purge Amt.	COND.
MW – 1 Background	10-11-01 10.25am	70.17	22.68	47.49	6.1	9.0	26.2c	Clear 1.5gl	50.1
32.0									
MW – 2 Detection	10-11-01 2.15pm	74.14	25.64	48.5	6.69	2.9	29.5c	Semi-Clear 2gl	170.5
36.87									
MW – 4 Detection	10-11-01 9.30am	70.36	22.74	47.62	6.5	35	27.1c	Semi-Clear 2.5	15.3
36.9									
MW 6A	10-11-01 12.15pm	77.54	29.04	48.5	7.69	84	28.0c	Semi-Clear 3gl	0
49.30									
MW-7	10-11-01 11.15am	73.14	25.16	47.98	7.29	67	25.4c	Milky 4gl	332.1
48.7									
MW-8	10-11-01 1.00pm	69.26	19.56	49.7	7.05	.9	26.6c	Clear 4gl	527
43.0									
MW-9 47.0	10-11-01 1.30pm	71.95	23.9	48.05	6.47	1.0	26.5c	Clear 4gl	881

Sumter County Public Works

10-11-2001

4th Quarter 2001 Groundwater Sampling Event

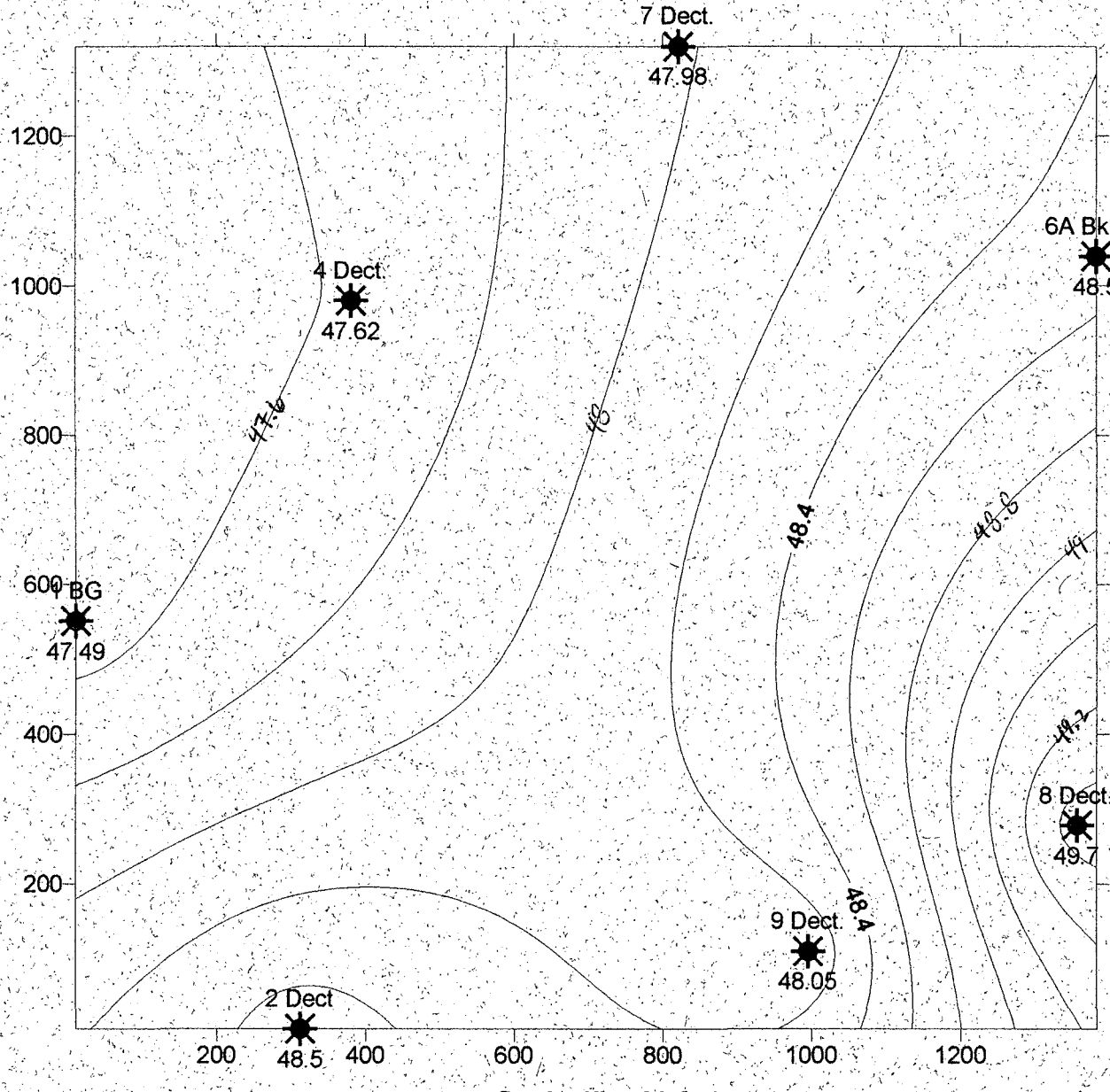

Scale 1" = 60 feet

Groundwater Direction Map

Sumter County Public Works

10-11-2001

4th Quarter 2001 Groundwater Sampling Event

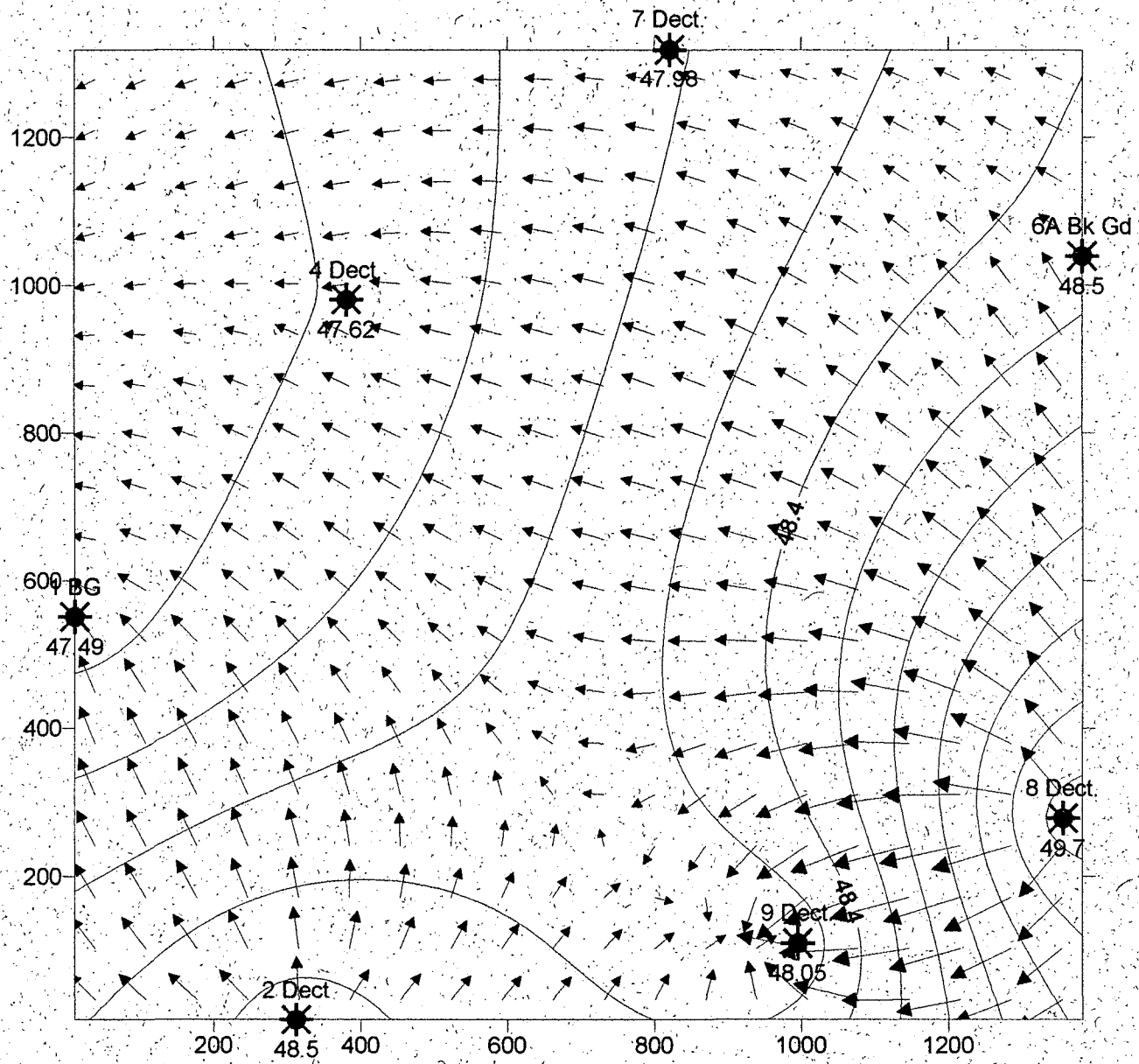

Scale 1" = 60 feet

Groundwater Direction Map

[redacted]
5810D Breckenridge Parkway
Tampa, FL 33610

Groundwater Monitoring Report - Part D

Client: Centarl Testing Laboratory
Matrix: Groundwater (GW)
Facility No.: N/A
Facility Name: Sumter County Landfill
Test Site ID: N/A
Name: MW-1
Lab Sample ID: T016052-01
Well Type Detection
GW Class: GII

Report No.: T016052
Date/Time Sampled: 10/11/01@1025
Date/Time Submitted: 10/11/01@1545
Date Reported: 11/13/2001
DEP Comqap: 980174
Samples Filtered: No
Sampling Method: Pump
Total Pages: 1 Of 14

Storet Code	Parameter Monitored	Units	Pres. Added	Analysis Method	Analysis Result	Data Qualifier	Detection Limits	Analysis Date/Time	DOH Lab ID:	Analyst Ini
82545	Static Water Level (Field)	ft	N/A	N/A	47.49		N/A	10/11/01@1025	N/A	PS/CC
00094	Specific Conductivity (Field)	umhos./cm	None	N/A	50		N/A	10/11/01@1025	N/A	PS/CC
00400	pH (Field)	Units	None	N/A	6.1		N/A	10/11/01@1025	N/A	PS/CC
00010	Temperature (Field)	C°	None	N/A	26		N/A	10/11/01@1025	N/A	PS/CC
00070	Turbidity(Field)	NTU	None	N/A	9		N/A	10/11/01@1025	N/A	PS/CC
00081	Color & Sheens(Field)	CU	None	N/A	Clear		N/A	10/11/01@1025	N/A	PS/CC
N/A	Ammonium	mg/L	H_2SO_4	EPA 350.1	0.02	U	0.02	10/16/01@1459	E84589	DMC
00940	Chloride	mg/L	None	SM 4500ClE	1	U	1	10/15/01@1352	E84589	DMC
00720	Cyanide	mg/L	NaOH	SM 4500CNE	0.005	U	0.005	10/16/01@1630	E84589	JBH
38260	Foaming Agents	mg/L	None	EPA 425.1	0.046		0.04	10/12/01@16:00	E84589	JBH
00951	Fluoride	mg/L	None	SM 4500FC	0.05	U	0.05	10/17/01@1015	E84589	JBH
00620	Nitrogen, Nitrate	mg/L	None	SM4500NO3F	1.1		0.05	10/12/01@0846	E84589	DM
00615	Nitrogen, Nitrite	mg/L	None	SM4500NO3F	0.05	U	0.05	10/12/01@0846	E84589	DMC
00945	Sulfate	mg/L	None	EPA 375.4	7.2		~~1~~ 2	10/16/01@1000	E84589	JBH
70300	TDS	mg/L	None	EPA 160.1	32		2	10/15/01@1630	E84589	TMH
01501	Gross Alpha	pCi/L	HNO_3	EPA 900.0	4.5 (+/-0.8)		0.7	10/17/01	E83033	MJN
N/A	Radium 226	pCi/L	HNO_3	EPA 903.1	1.5(+/-0.2)		0.2	10/23/01	E83033	MJN
N/A	Radium 228	pCi/L	HNO_3	EPA Ra-05	1.2	U	1.2	10/23/2001	E83033	MJN

Approved By: _____
Michael Cammarata, Laboratory Manager

Advanced Environmental Lab certifies that the test results in this report meet all requirements of Nelac standards.

U = Not Detected Above The Detection Limit

Advanced Environmental laboratories, Inc.
5810D Breckenridge Parkway
Tampa, FL 33610

Groundwater Monitoring Report - Part D

Client: Centarl Testing Laboratory
Matrix: Groundwater (GW)
Facility No.: N/A
Facility Name: Sumter County Landfill
Test Site ID: N/A
Name: MW-1
Lab Sample ID: T016052-01
Well Type Detection
GW Class: GII

Report No.: T016052
Date/Time Sampled: 10/11/01@1025
Date/Time Submitted: 10/11/01@1545
Date Reported: 11/13/2001
DEP Comqap: 980174
Samples Filtered: No
Sampling Method: Pump
Total Pages: 2 Of 14

Storet Code	Parameter Monitored	Units	Pres. Added	Analysis Method	Analysis Result	Data Qualifier	Detection Limits	Analysis Date/Time	DOH Lab ID:	Analyst Init.
01105	Aluminum	ug/l	HNO_3	6010B	1200		200	10/16/01@1718	E82574	KC
01097	Antimony	ug/l	HNO_3	7041	6	U	6	10/26/01@1924	E82574	KC
01002	Arsenic	ug/l	HNO_3	6010B	10	U	10	10/16/01@1718	E82574	KC
01007	Barium	ug/l	HNO_3	6010B	10	U	10	10/16/01@1718	E82574	KC
01012	Beryllium	ug/l	HNO_3	6010B	3	U	3	10/16/01@1718	E82574	KC
01027	Cadmium	ug/l	HNO_3	6010B	5	U	5	10/16/01@1718	E82574	KC
01034	Chromium	ug/l	HNO_3	6010B	10	U	10	10/16/01@1718	E82574	KC
01042	Copper	ug/l	HNO_3	6010B	10	U	10	10/16/01@1718	E82574	KC
01045	Iron	ug/l	HNO_3	6010B	140		100	10/16/01@1718	E82574	KC
01051	Lead	ug/l	HNO_3	6010B	5.4		5	10/16/01@1718	E82574	KC
01055	Manganese	ug/l	HNO_3	6010B	10	U	10	10/16/01@1718	E82574	KC
71900	Mercury	ug/l	HNO_3	7470A	0.2	U	0.2	10/17/01@1740	E82574	KC
01067	Nickel	ug/l	HNO_3	6010B	10	U	10	10/16/01@1718	E82574	KC
01147	Selenium	ug/l	HNO_3	6010B	10	U	10	10/16/01@1718	E82574	KC
00929	Sodium	ug/l	HNO_3	6010B	1800		1000	10/16/01@1718	E82574	KC
01077	Silver	ug/l	HNO_3	6010B	10	U	10	10/16/01@1718	E82574	KC
01059	Thallium	ug/l	HNO_3	7841	2	U	2	10/22/01@1842	E82574	KC
01092	Zinc	ug/l	HNO_3	6010B	50	U	50	10/16/01@1718	E82574	KC

Approved By: _____
Michael Cammarata, Laboratory Manager

Advanced Environmental Lab certifies that the test results in this report meet all requirements of Nelac standards.

U = Not Detected Above The Detection Limit

Advanced
Environmental Laboratories, Inc.

5810-D Breckenridge Parkway
Tampa, Florida 33610
(813) 630-9616
FAX (813) 630-4327

Client: Central Testing Lab
723 S 14th St
Leesburg, Fl 34748
Contact: Patricia Snowdon

Project Location: Sumter Co L.F
By road
MW-1
Project Number:
Matrix: Ground Water

Report Number: T016052
Date Reported: 11/7/2001
Date/TimeSampled: 10/11/01@1025
Date/Time Received: 10/11/01@1545
Compqap: 980174
Total Pages: 15 of 35

RADIOCHEMICAL ANALYSIS
62-550.310(5)
(PWS033)

Parameter ID	Name(MCL)	Sample Number	Analysis Result(pci/l)	Data Qualifier	Error (+/-)	Analytical Method	MDL	Analysis Date	Analyst Initials	DOH Lab ID:
4000	Gross Alpha(5.0**)	T016052-01	4.5		0.8	900	0.7	10/17/2001	MJN	E83033
4020	Radium 226(3.0*)	T016052-01	1.5		0.2	903.1	0.2	10/23/2001	MJN	E83033
4030	Radium 228(5.0*)	T016052-01	1.2	U	0.8	904 Alt	1.2	10/23/2001	MJN	E83033

Approved by: _____
Michael Cammarata, Laboratory Manager

Advanced Environmental Lab certifies that the test results in this report meet all requirements of Nelac standards.

*** Above 15 requires analysis on Uranium and Radium 226.*
**Radium 226 and 228 cannot exceed 5*
MCL-Maximum Contaminant Level
U-Sample was analyzed for but not detected

Advanced
Environmental Laboratories, Inc.

5810-D Breckenridge Parkway
Tampa, Florida 33610
(813) 630-9616
FAX (813) 630-4327

Client: Central Testing Lab
723 S. 14th St.
Leesburg, Fl 34748
Contact: Patricia Snowdon

Project Location: Sumter Co. L.F.
By Road
MW-1
Project Number:
Matrix: Ground Water

Report Number: T016052
Date Reported: 11/7/2001
Date/TimeSampled: 10/11/01@1025
Sample Pickup: 10/11/01@1450
Date/Time Received: 10/11/01@1545
Total Pages: 1 of 35

Inorganics Analysis
62-550.310(1)
(PWS030)

Parameter ID	Name(MCL)	Sample Number	Analysis Result	Data Qualifier	Units	Analytical Method	Detection Limit Used	Analysis Date/Time	Analyst Init.	DOH Lab ID:
1005	Arsenic(0.05)	T016052-01	0.01	U	mg/L	EPA200.7	0.01	10/16/2001	KC	E82574
1010	Barium(2)	T016052-01	0.02	U	mg/L	EPA200.7	0.01	10/16/2001	KC	E82574
1015	Cadmium(0.005)	T016052-01	0.005	U	mg/L	EPA200.7	0.005	10/16/2001	KC	E82574
1020	Chromium(0.1)	T016052-01	0.01	U	mg/L	EPA200.7	0.01	10/16/2001	KC	E82574
1024	Cyanide(0.2)	T016052-01	0.005	U	mg/L	SM4500CNE	0.005	10/16/01@1630	JBH	E84589
1025	Fluoride(4.0)	T016052-01	0.05	U	mg/L	SM4500FC	0.05	10/17/01@1015	JBH	E84589
1030	Lead(0.015)	T016052-01	0.0059		mg/L	SM3113B	0.005	10/16/2001	KC	E82574
1035	Mercury(0.002)	T016052-01	0.0002	U	mg/L	SM3112B	0.0002	10/16/2001	KC	E82574
1036	Nickel(0.10)	T016052-01	0.01	U	mg/L	EPA200.7	0.01	10/16/2001	KC	E82574
1040	Nitrate(10.0)	T016052-01	1.09		mg/L	4500NO3F	0.05	10/12/01@0846	DMC	E84589
1041	Nitrite(1.0)	T016052-01	0.05	U	mg/L	4500NO3F	0.05	10/12/01@0846	DMC	E84589
1045	Selenium(0.05)	T016052-01	0.01	U	mg/L	SM3113B	0.01	10/16/2001	KC	E82574
1052	Sodium(160)	T016052-01	1.8		mg/L	EPA200.7	0.5	10/16/2001	KC	E82574
1074	Antimony(0.006)	T016052-01	0.006	U	mg/L	SM3113B	0.006	10/26/2001	KC	E82574
1075	Beryllium(0.004)	T016052-01	0.003	U	mg/L	EPA200.7	0.003	10/16/2001	KC	E82574
1085	Thallium(0.002)	T016052-01	0.002	U	mg/L	EPA200.9	0.002	10/22/2001	KC	E82574

Approved by: _____
Michael Cammarata, Laboratory Manager

Advanced Environmental Lab certifies that the test results in this report meet all requirements of Nelac standards.

MCL-Maximum Contaminant Level
U-Sample was analyzed for but not detected

Advanced
Environmental Laboratories, Inc.

5810-D Breckenridge Parkway
Tampa, Florida 33610
(813) 630-9616
FAX (813) 630-4327

Client: Central Testing Lab
723 S. 14th St.
Leesburg, Fl 34748
Contact: Patricia Snowdon

Project Location: Sumter Co. L.F
By Road
MW-1
Project Number:
Matrix: Ground Water

Report Number: T016052
Date Reported: 11/7/2001
Date/TimeSampled: 10/11/01@1025
Sample Pickup: 10/11/01@1450
Date/Time Received: 10/11/01@1545
Total Pages: 2 of 35

Secondary Chemical Analysis
62-550.320(1)
(PWS031)

Parameter ID	Name(MCL)	Sample Number	Analysis Result	Data Qualifier	Units	Analytical Method	Detection Limit Used	Analysis Date/Time	Analyst Init.	DOH Lab ID:
1002	Aluminum(0.2)	T016052-01	1.2		mg/L	EPA200.7	0.2	10/16/2001	KC	E82574
1017	Chloride(250)	T016052-01	1	U	mg/L	SM4500CLE	1	10/15/01@1352	DMC	E84589
1022	Copper(1.0)	T016052-01	0.01	U	mg/L	EPA200.7	0.01	10/16/2001	KC	E82574
1028	Iron(0.3)	T016052-01	0.14		mg/L	EPA200.7	0.1	10/16/2001	KC	E82574
1025	Fluoride(2.0)	T016052-01	0.05	U	mg/L	SM4500FC	0.05	10/17/01@1015	JBH	E84589
1032	Manganese(0.05)	T016052-01	0.01	U	mg/L	EPA200.7	0.01	10/16/2001	KC	E82574
1050	Silver(0.1)	T016052-01	0.01	U	mg/L	EPA200.7	0.01	10/16/2001	KC	E82574
1055	Sulfate(250)	T016052-01	7.2		mg/L	EPA375.4	1	10/16/01@1000	JBH	E84589
1095	Zinc(5)	T016052-01	0.05	U	mg/L	EPA200.7	0.05	10/16/2001	KC	E82574
1905	Color(15)	T016052-01	10		C.U.	EPA110.2	5	10/12/01@1600	TMH	E84589
1920	Odor(3)	T016052-01	1	U	TON	SM2150B	1	10/12/01@1600	DMC	E84589
1925	pH(6.5-8.5)	T016052-01	6.3		Units	EPA150.1	0.1	10/11/01@1600	JBH	E84589
1930	TDS(500)	T016052-01	32		mg/L	EPA160.1	2	10/15/01@1630	TMH	E84589
2905	Foaming Agents(0	T016052-01	0.046		mg/L	EPA425.1	0.04	10/12/01@1600	JBH	E84589

Approved by: _____
Michael Cammarata, Laboratory Manager

Advanced Environmental Lab certifies that the test results in this report meet all requirements of Nelac standards.

MCL-Maximum Contaminant Level
U-Sample was analyzed for but not detected

Advanced
Environmental Laboratories, Inc.

5810-D Breckenridge Parkway
Tampa, Florida 33610
(813) 630-9616
FAX (813) 630-4327

Client: Central Testing Lab
723 S 14th St
Leesburg, Fl 34748
Contact: Patricia Snowdon

Project Location: Sumter Co L.F.
By road
MW-1
Project Number:
Matrix: Groundwater

Chlorine Residual (mg/L):

Report Number: T016052
Date Reported: 11/7/2001
Date/TimeSampled: 10/11/01@1025
Sample Pickup Date/Time: 10/11/01@1450
Date/Time Received: 10/11/01@1545
Lab ID: E84589
Total Pages: 29 of 35

Trihalomethane Analysis
62-550.310(2)(a)
PWS027
Units (ug/l)

Parameter ID	Name(MCL)	Sample Number	Analysis Result	Data Qualifier	Analytical Method	Detection Limit Used	Analysis Date/Time	Analyst Initials	DOH Lab ID:
2942	Bromoform	T016052-01	0.5	U	502.2	0.5	10/18/2001	JPA	E82574
2941	Chloroform	T016052-01	0.5	U	502.2	0.5	10/18/2001	JPA	E82574
2943	Bromodichloromethane	T016052-01	0.5	U	502.2	0.5	10/18/2001	JPA	E82574
2944	Dibromochloromethane	T016052-01	0.5	U	502.2	0.5	10/18/2001	JPA	E82574
2950	Total Trihalomethanes(100)	T016052-01	0.5	U	502.2	0.5	10/18/2001	JPA	E82574

Approved by: 
Michael Cammarata, Laboratory Manager

Advanced Environmental Lab certifies that the test results in this report meet all requirements of Nelac standards.

MCL-Maximum Contaminant Level
U-Sample was analyzed for but not detected

Advanced
Environmental Laboratories, Inc.

5810-D Breckenridge Parkway
Tampa, Florida 33610
(813) 630-9616
FAX (813) 630-4327

Client: Central Testing Lab
723 S 14th St
Leesburg, Fl 34748
Contact: Patricia Snowdon

Project Location: Sumter Co L.F
By road
MW-1
Project Number:
Matrix: Ground Water

Report Number: T016052
Date Reported: 11/7/2001
Date/TimeSampled: 10/11/01@1025
Date/Time Pickup: 10/11/01@1450
Date/Time Received: 10/11/01@1545
Total Pages: 22 of 35

Volatile Organic Analysis
62-550.310(2)(b)
(PWS028)
Units: ug/L

Parameter ID	Name(MCL)	Sample Number	Analysis Result	Data Qualifier	Analytical Method	Detection Limit Used	Analysis Date/Time	Analyst Initials	DOH Lab ID:
2378	1,2,4,-Trichlorobenzene(70) ✓	T016052-01	0.5	U	502.2	0.5	10/18/2001	KB	E82574
2380	cis-1,2-Dichloroethylene70) ✓	T016052-01	0.5	U	502.2	0.5	10/18/2001	KB	E82574
2955	Xylenes(Total)(10,000) ✓	T016052-01	0.5	U	502.2	0.5	10/18/2001	KB	E82574
2964	Dichloromethane(5) ✓	T016052-01	0.5	U	502.2	0.5	10/18/2001	KB	E82574
2968	o (1,2)-Dichlorobenzene(600) ✓	T016052-01	0.5	U	502.2	0.5	10/18/2001	KB	E82574
2969	p-(1,4)Dichlorobenzene(75) ✓	T016052-01	0.5	U	502.2	0.5	10/18/2001	KB	E82574
2976	Vinyl Chloride(1) ✓	T016052-01	0.5	U	502.2	0.5	10/18/2001	KB	E82574
2977	1,1-Dichloroethylene(7) ✓	T016052-01	0.5	U	502.2	0.5	10/18/2001	KB	E82574
2979	trans-1,2-Dichloroethylene(100) ✓	T016052-01	0.5	U	502.2	0.5	10/18/2001	KB	E82574
2980	1,2-Dichloroethane(3) ✓	T016052-01	0.5	U	502.2	0.5	10/18/2001	KB	E82574
2981	1,1,1-Trichloroethane(200) ✓	T016052-01	0.5	U	502.2	0.5	10/18/2001	KB	E82574
2982	Carbon tetrachloride(3) ✓	T016052-01	0.5	U	502.2	0.5	10/18/2001	KB	E82574
2983	1,2-Dichloropropane(5) ✓	T016052-01	0.5	U	502.2	0.5	10/18/2001	KB	E82574
2984	Trichloroethylene(3) ✓	T016052-01	0.5	U	502.2	0.5	10/18/2001	KB	E82574
2985	1,1,2-Trichloroethane(5) ✓	T016052-01	0.5	U	502.2	0.5	10/18/2001	KB	E82574
2987	Tetrachloroethylene(3)	T016052-01	0.5	U	502.2	0.5	10/18/2001	KB	E82574
2989	Monochlorobenzene(100) ✓	T016052-01	0.5	U	502.2	0.5	10/18/2001	KB	E82574
2990	Benzene(1) ✓	T016052-01	0.5	U	502.2	0.5	10/18/2001	KB	E82574
2991	Toluene(1,000) ✓	T016052-01	0.5	U	502.2	0.5	10/18/2001	KB	E82574
2992	Ethylbenzene(700) ✓	T016052-01	0.5	U	502.2	0.5	10/18/2001	KB	E82574
2996	Styrene(100) ✓	T016052-01	0.5	U	502.2	0.5	10/18/2001	KB	E82574

Approved by:
Michael Cammarata, Laboratory Manager

Advanced Environmental Lab certifies that the test results in this report meet all requirements of Nelac standards.

MCL-Maximum Contaminant Level
U-Sample was analyzed for but not detected

MR. CHUCK GED
ADVANCED ENVIRONMENTAL LAB**
8936 WESTERN WAY, SUITE 7
JACKSONVILLE, FL 32256

Florida Certification: #E83079
ELAB, Inc.

ANALYTICAL REPORT

Submission Number: 110000382
Date Received: 10/13/01
Date Reported: 01/16/02

Client's P.O. Number:
Project Number: T016052-01 MW-1
Project Name: SUMTER CO. L.F.
Elab Report Name: Finalnew->Final2.RP1

Lab Sample Number: 0110382 1
Client Sample Number: T016052-01 MW-1
Sample Description: T016052-01 MW-1

Date Sampled: 10/11/01
Sample Matrix: DRINKING WATER

Method	Analyte	Result	Q	Units	Reporting Limit	Analyst	Date Analyzed	Date Prepared
	DW CHLORINATED PESTICIDES & PCB							
505	ALACHLOR	1.0	U	ug/L	1.0	SBA	10/18/01	10/17/01
505	ATRAZINE	1.5	U	ug/L	1.5	SBA	10/18/01	10/17/01
505	g-BHC (LINDANE)	0.010	U	ug/L	0.010	SBA	10/18/01	10/17/01
505	CHLORDANE	0.020	U	ug/L	0.020	SBA	10/18/01	10/17/01
505	ENDRIN	0.010	U	ug/L	0.010	SBA	10/18/01	10/17/01
505	HEPTACHLOR	0.030	U	ug/L	0.030	SBA	10/18/01	10/17/01
505	HEPTACHLOR EPOXIDE	0.010	U	ug/L	0.010	SBA	10/18/01	10/17/01
505	HEXACHLOROBENZENE	0.10	U	ug/L	0.10	SBA	10/18/01	10/17/01
505	HEXACHLOROCYCLOPENTADIENE	0.10	U	ug/L	0.10	SBA	10/18/01	10/17/01
505	METHOXYCHLOR	0.050	U	ug/L	0.050	SBA	10/18/01	10/17/01
505	SIMAZINE	1.5	U	ug/L	1.5	SBA	10/18/01	10/17/01
505	TOXAPHENE	0.18	U	ug/L	0.18	SBA	10/18/01	10/17/01
505	PCB 1016	0.10	U	ug/L	0.10	SBA	10/18/01	10/17/01
505	PCB 1221	0.10	U	ug/L	0.10	SBA	10/18/01	10/17/01
505	PCB 1232	0.10	U	ug/L	0.10	SBA	10/18/01	10/17/01
505	PCB 1242	0.10	U	ug/L	0.10	SBA	10/18/01	10/17/01
505	PCB 1248	0.10	U	ug/L	0.10	SBA	10/18/01	10/17/01
505	PCB 1254	0.10	U	ug/L	0.10	SBA	10/18/01	10/17/01
505	PCB 1260	0.10	U	ug/L	0.10	SBA	10/18/01	10/17/01
505	TOTAL PCB'S	0.10	U	ug/L	0.10	SBA	10/18/01	10/17/01
	DRINKING WATER ORGANIC HERBICIDES							
515.1	2,4-D	0.10	U	ug/L	0.10	KHA	10/26/01	10/24/01
515.1	DALAPON	1.0	U	ug/L	1.0	KHA	10/26/01	10/24/01
515.1	DINOSEB	0.20	U	ug/L	0.20	KHA	10/26/01	10/24/01
515.1	PENTACHLOROPHENOL	0.040	U	ug/L	0.040	KHA	10/26/01	10/24/01
515.1	PICLORAM	0.10	U	ug/L	0.10	KHA	10/26/01	10/24/01
515.1	2,4,5-TP (SILVEX)	0.20	U	ug/L	0.20	KHA	10/26/01	10/24/01
	DRINKING WATER ORGANIC CARBAMATES							
531.1	CARBOFURAN	2.0	U	ug/L	2.0	LB	10/16/01	10/16/01
531.1	OXAMYL (VYDATE)	2.0	U	ug/L	2.0	LB	10/16/01	10/16/01
	DW DISINFECTANT BY-PRODUCTS							

MR. CHUCK GED
ADVANCED ENVIRONMENTAL LAB**
8936 WESTERN WAY, SUITE 7
JACKSONVILLE, FL 32256

Florida
Certification:
#E83079

ELAB, Inc.

ANALYTICAL REPORT

Submission Number: 110000382
Date Received: 10/13/01
Date Reported: 01/16/02

Client's P.O. Number:
Project Number: T016052-01 MW-1
Project Name: SUMTER CO. L.F.
Elab Report Name: Finalnew->Final2.RP1

Lab Sample Number: 0110382 1
Client Sample Number: T016052-01 MW-1
Sample Description: T016052-01 MW-1

Date Sampled: 10/11/01
Sample Matrix: DRINKING WATER

Method	Analyte	Result	Q	Units	Reporting Limit	Analyst	Date Analyzed	Date Prepared
	DW DISINFECTANT BY-PRODUCTS							
504.1	1,2-DIBROMO-3-CHLOROPROPANE	0.020	U	ug/L	0.020	KHA	10/24/01	10/24/01
504.1	ETHYLENE DIBROMIDE	0.010	U	ug/L	0.010	KHA	10/24/01	10/24/01
	DW MISC. SOC'S - GLYPHOSATE							
547	GLYPHOSATE	6.0	U	ug/L	6.0	LB	10/18/01	10/18/01
	DW MISC. SOC'S - ENDOTHALL							
548.1	ENDOTHALL	9.0	U	ug/L	9.0	TKA	10/20/01	10/17/01
	DW MISC. SOC'S - DIQUAT							
549.2	DIQUAT	0.40	U	ug/L	0.40	LB	10/19/01	10/18/01
	DW ADIPATES, PHTHALATES, AND PAH'S							
525.2	BENZO(A)PYRENE	0.10	U	ug/L	0.10	TKA	10/24/01	10/23/01
525.2	DI(2-ETHYLHEXYL)PHTHALATE	2.0	U	ug/L	2.0	TKA	10/24/01	10/23/01
525.2	DI(2-ETHYLHEXYL)ADIPATE	1.6	U	ug/L	1.6	TKA	10/24/01	10/23/01

Data Qualifier Code Key:
U -- The analyte was analyzed for, but was not detected above the reported sample quantitation limit.

Lab Sample Number: 0110382 2
Client Sample Number: T016052-02 MW-2
Sample Description: T016052-02 MW-2

Date Sampled: 10/11/01
Sample Matrix: DRINKING WATER

Method	Analyte	Result	Q	Units	Reporting Limit	Analyst	Date Analyzed	Date Prepared
	DW CHLORINATED PESTICIDES & PCB							
505	ALACHLOR	1.0	U	ug/L	1.0	SBA	10/18/01	10/17/01
505	ATRAZINE	1.5	U	ug/L	1.5	SBA	10/18/01	10/17/01
505	g-BHC (LINDANE)	0.010	U	ug/L	0.010	SBA	10/18/01	10/17/01
505	CHLORDANE	0.020	U	ug/L	0.020	SBA	10/18/01	10/17/01
505	ENDRIN	0.010	U	ug/L	0.010	SBA	10/18/01	10/17/01
505	HEPTACHLOR	0.030	U	ug/L	0.030	SBA	10/18/01	10/17/01

Florida
Certification:
#E83079

ELAB, Inc.

PESTICIDE/PCB CHEMICAL ANALYSIS

62-550.310(2)C

(PWS029)

Elab Submission Number: 110000382
Sample Identification: T016052-01 MW-1
Elab Report Name: DERREP->DrinkRep

Parameter ID	[Lab ID] Name (MCL)	Sample Number	Analysis Result	Q	Units	Analytical Method	Reporting Limit	Analysis Date	Analysis Time
2005	[E83079] ENDRIN (2.0)	0110382 1	0.010	U	ug/L	505	0.010	10/18/2001	
2010	[E83079] g-BHC (LINDANE) (0.2)	0110382 1	0.010	U	ug/L	505	0.010	10/18/2001	
2015	[E83079] METHOXYCHLOR (40)	0110382 1	0.050	U	ug/L	505	0.050	10/18/2001	
2020	[E83079] TOXAPHENE (3)	0110382 1	0.18	U	ug/L	505	0.18	10/18/2001	
2031	[E83079] DALAPON (200)	0110382 1	1.0	U	ug/L	515.1	1.0	10/26/2001	
2032	[E83079] DIQUAT (20)	0110382 1	0.40	U	ug/L	549.2	0.40	10/19/2001	
2033	[E83079] ENDOTHALL (100)	0110382 1	9.0	U	ug/L	548.1	9.0	10/20/2001	
2034	[E83079] GLYPHOSATE (700)	0110382 1	6.0	U	ug/L	547	6.0	10/18/2001	
2035	[E83079] DI(2-ETHYLHEXYL)ADIPATE (400)	0110382 1	1.6	U	ug/L	525.2	1.6	10/24/2001	
2036	[E83079] OXAMYL (VYDATE) (200)	0110382 1	2.0	U	ug/L	531.1	2.0	10/16/2001	
2037	[E83079] SIMAZINE (4)	0110382 1	1.5	U	ug/L	505	1.5	10/18/2001	
2039	[E83079] DI(2-ETHYLHEXYL)PHTHALA (6.0)	0110382 1	2.0	U	ug/L	525.2	2.0	10/24/2001	
2040	[E83079] PICLORAM (500)	0110382 1	0.10	U	ug/L	515.1	0.10	10/26/2001	
2041	[E83079] DINOSEB (7.0)	0110382 1	0.20	U	ug/L	515.1	0.20	10/26/2001	
2042	[E83079] HEXACHLOROCYCLOPENTADIE (50)	0110382 1	0.10	U	ug/L	505	0.10	10/18/2001	
2046	[E83079] CARBOFURAN (40)	0110382 1	2.0	U	ug/L	531.1	2.0	10/16/2001	
2050	[E83079] ATRAZINE (3)	0110382 1	1.5	U	ug/L	505	1.5	10/18/2001	
2051	[E83079] ALACHLOR (2)	0110382 1	1.0	U	ug/L	505	1.0	10/18/2001	
2065	[E83079] HEPTACHLOR (0.4)	0110382 1	0.030	U	ug/L	505	0.030	10/18/2001	
2067	[E83079] HEPTACHLOR EPOXIDE (0.2)	0110382 1	0.010	U	ug/L	505	0.010	10/18/2001	
2105	[E83079] 2,4-D (70)	0110382 1	0.10	U	ug/L	515.1	0.10	10/26/2001	
2110	[E83079] 2,4,5-TP (SILVEX) (50)	0110382 1	0.20	U	ug/L	515.1	0.20	10/26/2001	
2274	[E83079] HEXACHLOROBENZENE (1)	0110382 1	0.10	U	ug/L	505	0.10	10/18/2001	
2306	[E83079] BENZO(A)PYRENE (0.2)	0110382 1	0.10	U	ug/L	525.2	0.10	10/24/2001	
2326	[E83079] PENTACHLOROPHENOL (1.0)	0110382 1	0.040	U	ug/L	515.1	0.040	10/26/2001	
2383	[E83079] TOTAL PCB'S ()	0110382 1	0.10	U	ug/L	505	0.10	10/18/2001	
2388	[E83079] PCB 1016 (0.5)	0110382 1	0.10	U	ug/L	505	0.10	10/18/2001	
2390	[E83079] PCB 1221 (0.5)	0110382 1	0.10	U	ug/L	505	0.10	10/18/2001	
2392	[E83079] PCB 1232 (0.5)	0110382 1	0.10	U	ug/L	505	0.10	10/18/2001	
2394	[E83079] PCB 1242 (0.5)	0110382 1	0.10	U	ug/L	505	0.10	10/18/2001	
2396	[E83079] PCB 1248 (0.5)	0110382 1	0.10	U	ug/L	505	0.10	10/18/2001	
2398	[E83079] PCB 1254 (0.5)	0110382 1	0.10	U	ug/L	505	0.10	10/18/2001	
2400	[E83079] PCB 1260 (0.5)	0110382 1	0.10	U	ug/L	505	0.10	10/18/2001	
2931	[E83079] 1,2-DIBROMO-3-CHLOROPRO (0.2)	0110382 1	0.020	U	ug/L	504.1	0.020	10/24/2001	
2946	[E83079] ETHYLENE DIBROMIDE (0.020)	0110382 1	0.010	U	ug/L	504.1	0.010	10/24/2001	
2959	[E83079] CHLORDANE (2.0)	0110382 1	0.020	U	ug/L	505	0.020	10/18/2001	

Data Qualifier Code Key:

U - The analyte was analyzed for, but was not detected above the report sample quantitation limit.

Mailing - P.O. Box 468 • Ormond Beach, Florida 32175-0468 • Shipping - 8 East Tower Circle • Ormond Beach, Florida 32174
(386) 672-5668 • Fax (386) 673-4001

Puerto Rico: Office (787) 787-0866 • Cellular (787) 390-3505 or (787) 399-4683

[redacted]
5810D Breckenridge Parkway
Tampa, FL 33610

Groundwater Monitoring Report - Part D

Client: Centarl Testing Laboratory
Matrix: Groundwater (GW)
Facility No.: N/A
Facility Name: Sumter County Landfill
Test Site ID: N/A
Name: MW-2
Lab Sample ID: T016052-02
Well Type Detection
GW Class: GII

Report No.: T016052
Date/Time Sampled: 10/11/01@1415
Date/Time Submitted: 10/11/01@1545
Date Reported: 11/13/2001
DEP Comqap: 980174
Samples Filtered: No
Sampling Method: Pump
Total Pages: 3 Of 14

Storet Code	Parameter Monitored	Units	Pres. Added	Analysis Method	Analysis Result	Data Qualifier	Detection Limits	Analysis Date/Time	DOH Lab ID:	Analyst Init.
82545	Static Water Level (Field)	ft	N/A	N/A	48.5		N/A	10/11/01@1415	N/A	PS/CC
00094	Specific Conductivity (Field)	umhos./cm	None	N/A	170		N/A	10/11/01@1415	N/A	PS/CC
00400	pH (Field)	Units	None	N/A	6.7		N/A	10/11/01@1415	N/A	PS/CC
00010	Temperature (Field)	C°	None	N/A	30		N/A	10/11/01@1415	N/A	PS/CC
00070	Turbidity(Field)	NTU	None	N/A	2.9		N/A	10/11/01@1415	N/A	PS/CC
00081	Color & Sheens(Field)	CU	None	N/A	Semi-Clear		N/A	10/11/01@1415	N/A	PS/CC
N/A	Ammonium	mg/L	H_2SO_4	EPA 350.1	0.02	U	0.02	10/16/01@1459	E84589	DMC
00940	Chloride	mg/L	None	SM 4500ClE	1	U	1	10/15/01@1352	E84589	DMC
00720	Cyanide	mg/L	NaOH	SM 4500CNE	0.005	U	0.005	10/16/01@1630	E84589	JBH
38260	Foaming Agents	mg/L	None	EPA 425.1	0.053		0.04	10/12/01@16:00	E84589	JBH
00951	Fluoride	mg/L	None	SM 4500FC	0.097		0.05	10/17/01@1015	E84589	JBH
00620	Nitrogen, Nitrate	mg/L	None	SM4500NO3F	0.37		0.05	10/12/01@0846	E84589	DMC
00615	Nitrogen, Nitrite	mg/L	None	SM4500NO3F	0.05	U	0.05	10/12/01@0846	E84589	DMC
00945	Sulfate	mg/L	None	EPA 375.4	9		1 2	10/16/01@1000	E84589	JBH
70300	TDS	mg/L	None	EPA 160.1	98		2	10/15/01@1630	E84589	TMH
01501	Gross Alpha	pCi/L	HNO_3	EPA 900.0	1.5(+/-0.6)		0.7	10/17/01	E83033	MJN
N/A	Radium 226	pCi/L	HNO_3	EPA 903.1	0.4(+/-0.2)		0.3	10/23/01	E83033	MJN
N/A	Radium 228	pCi/L	HNO_3	EPA Ra-05	1.4(+/-0.9)		1.3	10/23/2001	E83033	MJN

Approved By: _____
Michael Cammarata, Laboratory Manager

Advanced Environmental Lab certifies that the test results in this report meet all requirements of Nelac standards.

U = Not Detected Above The Detection Limit

Advanced Environmental laboratories, Inc.
5810D Breckenridge Parkway
Tampa, FL 33610

Groundwater Monitoring Report - Part D

Client: Centarl Testing Laboratory
Matrix: Groundwater (GW)
Facility No.: N/A
Facility Name: Sumter County Landfill
Test Site ID: N/A
Name: MW-2
Lab Sample ID: T016052-02
Well Type Detection
GW Class: GII

Report No.: T016052
Date/Time Sampled: 10/11/01@1415
Date/Time Submitted: 10/11/01@1545
Date Reported: 11/13/2001
DEP Comqap: 980174
Samples Filtered: No
Sampling Method: Pump
Total Pages: 4 Of 14

Storet Code	Parameter Monitored	Units	Pres. Added	Analysis Method	Analysis Result	Data Qualifier	Detection Limits	Analysis Date/Time	DOH Lab ID:	Analyst Init
01105	Aluminum	ug/l	HNO_3	6010B	700		200	10/16/01@1718	E82574	KC
01097	Antimony	ug/l	HNO_3	7041	6	U	6	10/26/01@1924	E82574	KC
01002	Arsenic	ug/l	HNO_3	6010B	10	U	10	10/16/01@1718	E82574	KC
01007	Barium	ug/l	HNO_3	6010B	12		10	10/16/01@1718	E82574	KC
01012	Beryllium	ug/l	HNO_3	6010B	3	U	3	10/16/01@1718	E82574	KC
01027	Cadmium	ug/l	HNO_3	6010B	5	U	5	10/16/01@1718	E82574	KC
01034	Chromium	ug/l	HNO_3	6010B	10	U	10	10/16/01@1718	E82574	KC
01042	Copper	ug/l	HNO_3	6010B	10	U	10	10/16/01@1718	E82574	KC
01045	Iron	ug/l	HNO_3	6010B	180		100	10/16/01@1718	E82574	KC
01051	Lead	ug/l	HNO_3	6010B	5	U	5	10/16/01@1718	E82574	KC
01055	Manganese	ug/l	HNO_3	6010B	39		10	10/16/01@1718	E82574	KC
71900	Mercury	ug/l	HNO_3	7470A	0.2	U	0.2	10/17/01@1740	E82574	KC
01067	Nickel	ug/l	HNO_3	6010B	10	U	10	10/16/01@1718	E82574	KC
01147	Selenium	ug/l	HNO_3	6010B	10	U	10	10/16/01@1718	E82574	KC
00929	Sodium	ug/l	HNO_3	6010B	4100		1000	10/16/01@1718	E82574	KC
01077	Silver	ug/l	HNO_3	6010B	10	U	10	10/16/01@1718	E82574	KC
01059	Thallium	ug/l	HNO_3	7841	2	U	2	10/22/01@1842	E82574	KC
01092	Zinc	ug/l	HNO_3	6010B	50	U	50	10/16/01@1718	E82574	KC

Approved By: _____
Michael Cammarata, Laboratory Manager

Advanced Environmental Lab certifies that the test results in this report meet all requirements of Nelac standards.

U = Not Detected Above The Detection Limit

Advanced
Environmental Laboratories, Inc.

5810-D Breckenridge Parkway
Tampa, Florida 33610
(813) 630-9616
FAX (813) 630-4327

Client: Central Testing Lab
723 S 14th St
Leesburg, Fl 34748
Contact: Patricia Snowdon

Project Location: Sumter Co L.F
Last by compost
MW-2
Project Number:
Matrix: Ground Water

Report Number: T016052
Date Reported: 11/7/2001
Date/TimeSampled: 10/11/01@1415
Date/Time Received: 10/11/01@1545
Compqap: 980174
Total Pages: 16 of 35

RADIOCHEMICAL ANALYSIS
62-550.310(5)
(PWS033)

Parameter ID	Name(MCL)	Sample Number	Analysis Result(pci/l)	Data Qualifier	Error (+/-)	Analytical Method	MDL	Analysis Date	Analyst Initials	DOH Lab ID:
4000	Gross Alpha(5.0**)	T016052-02	1.5		0.6	900	0.7	10/17/2001	MJN	E83033
4020	Radium 226(3.0*)	T016052-02	0.4		0.2	903.1	0.3	10/23/2001	MJN	E83033
4030	Radium 228(5.0*)	T016052-02	1.4		0.9	904 Alt	1.3	10/23/2001	MJN	E83033

Approved by: _____
Michael Cammarata, Laboratory Manager

Advanced Environmental Lab certifies that the test results in this report meet all requirements of Nelac standards.

*** Above 15 requires analysis on Uranium and Radium 226*
**Radium 226 and 228 cannot exceed 5*
MCL-Maximum Contaminant Level
U-Sample was analyzed for but not detected

Advanced
Environmental Laboratories, Inc.

5810-D Breckenridge Parkway
Tampa, Florida 33610
(813) 630-9616
FAX (813) 630-4327

Client: Central Testing Lab
723 S. 14th St.
Leesburg, Fl 34748
Contact: Patricia Snowdon

Project Location: Sumter Co. L.F
Last by compost
MW-2
Project Number:
Matrix: Ground Water

Report Number: T016052
Date Reported: 11/7/2001
Date/TimeSampled: 10/11/01@1415
Sample Pickup: 10/11/01@1450
Date/Time Received: 10/11/01@1545
Total Pages: 3 of 35

Inorganics Analysis
62-550.310(1)
(PWS030)

Parameter ID	Name(MCL)	Sample Number	Analysis Result	Data Qualifier	Units	Analytical Method	Detection Limit Used	Analysis Date/Time	Analyst Init.	DOH Lab ID:
1005	Arsenic(0.05)	T016052-02	0.01	U	mg/L	EPA200.7	0.01	10/16/2001	KC	E82574
1010	Barium(2)	T016052-02	0.012		mg/L	EPA200.7	0.02	10/16/2001	KC	E82574
1015	Cadmium(0.005)	T016052-02	0.005	U	mg/L	EPA200.7	0.005	10/16/2001	KC	E82574
1020	Chromium(0.1)	T016052-02	0.01	U	mg/L	EPA200.7	0.01	10/16/2001	KC	E82574
1024	Cyanide(0.2)	T016052-02	0.005	U	mg/L	SM4500CNE	0.005	10/16/01@1630	JBH	E84589
1025	Fluoride(4.0)	T016052-02	0.097		mg/L	SM4500FC	0.05	10/17/01@1015	JBH	E84589
1030	Lead(0.015)	T016052-02	0.005	U	mg/L	SM3113B	0.005	10/16/2001	KC	E82574
1035	Mercury(0.002)	T016052-02	0.0002	U	mg/L	SM3112B	0.0002	10/16/2001	KC	E82574
1036	Nickel(0.10)	T016052-02	0.01	U	mg/L	EPA200.7	0.01	10/16/2001	KC	E82574
1040	Nitrate(10.0)	T016052-02	0.37		mg/L	4500NO3F	0.05	10/12/01@0846	DMC	E84589
1041	Nitrite(1.0)	T016052-02	0.05	U	mg/L	4500NO3F	0.05	10/12/01@0846	DMC	E84589
1045	Selenium(0.05)	T016052-02	0.01	U	mg/L	SM3113B	0.01	10/16/2001	KC	E82574
1052	Sodium(160)	T016052-02	4.1		mg/L	EPA200.7	0.5	10/16/2001	KC	E82574
1074	Antimony(0.006)	T016052-02	0.006	U	mg/L	SM3113B	0.006	10/26/2001	KC	E82574
1075	Beryllium(0.004)	T016052-02	0.003	U	mg/L	EPA200.7	0.003	10/16/2001	KC	E82574
1085	Thallium(0.002)	T016052-02	0.002	U	mg/L	EPA200.9	0.002	10/22/2001	KC	E82574

Approved by: _____
Michael Cammarata, Laboratory Manager

Advanced Environmental Lab certifies that the test results in this report meet all requirements of Nelac standards.

MCL-Maximum Contaminant Level
U-Sample was analyzed for but not detected

Advanced
Environmental Laboratories, Inc.

5810-D Breckenridge Parkway
Tampa, Florida 33610
(813) 630-9616
FAX (813) 630-4327

Client: Central Testing Lab
723 S. 14th St.
Leesburg, Fl 34748
Contact: Patricia Snowdon

Project Location: Sumter Co. L.F
Last by compost
MW-2

Project Number:

Matrix: Ground Water

Report Number: T016052
Date Reported: 11/7/2001
Date/TimeSampled: 10/11/01@1415
Sample Pickup: 10/11/01@1450
Date/Time Received: 10/11/01@1545
Total Pages: 4 of 35

Secondary Chemical Analysis
62-550.320(1)
(PWS031)

Parameter ID	Name(MCL)	Sample Number	Analysis Result	Data Qualifier	Units	Analytical Method	Detection Limit Used	Analysis Date/Time	Analyst Init.	DOH Lab ID:
1002	Aluminum(0.2)	T016052-02	0.7		mg/L	EPA200.7	0.2	10/16/2001	KC	E82574
1017	Chloride(250)	T016052-02	1	U	mg/L	SM4500CLE	1	10/15/01@1352	DMC	E84589
1022	Copper(1.0)	T016052-02	0.01	U	mg/L	EPA200.7	0.01	10/16/2001	KC	E82574
1028	Iron(0.3)	T016052-02	0.18		mg/L	EPA200.7	0.1	10/16/2001	KC	E82574
1025	Fluoride(2.0)	T016052-02	0.097		mg/L	SM4500FC	0.05	10/17/01@1015	JBH	E84589
1032	Manganese(0.05)	T016052-02	0.039		mg/L	EPA200.7	0.01	10/16/2001	KC	E82574
1050	Silver(0.1)	T016052-02	0.01	U	mg/L	EPA200.7	0.01	10/16/2001	KC	E82574
1055	Sulfate(250)	T016052-02	9		mg/L	EPA375.4	1	10/16/01@1000	JBH	E84589
1095	Zinc(5)	T016052-02	0.05	U	mg/L	EPA200.7	0.05	10/16/2001	KC	E82574
1905	Color(15)	T016052-02	12		C.U.	EPA110.2	5	10/12/01@1600	TMH	E84589
1920	Odor(3)	T016052-02	1	U	TON	SM2150B	1	10/12/01@1600	DMC	E84589
1925	pH(6.5-8.5)	T016052-02	6.9		Units	EPA150.1	0.1	10/11/01@1600	JBH	E84589
1930	TDS(500)	T016052-02	98		mg/L	EPA160.1	2	10/15/01@1630	TMH	E84589
2905	Foaming Agents(0	T016052-02	0.053		mg/L	EPA425.1	0.04	10/12/01@1600	JBH	E84589

Approved by: _____
Michael Cammarata, Laboratory Manager

Advanced Environmental Lab certifies that the test results in this report meet all requirements of Nelac standards.

MCL-Maximum Contaminant Level
U-Sample was analyzed for but not detected

Advanced
Environmental Laboratories, Inc.

5810-D Breckenridge Parkway
Tampa, Florida 33610
(813) 630-9616
FAX (813) 630-4327

Client: Central Testing Lab
723 S 14th St
Leesburg, Fl 34748
Contact: Patricia Snowdon

Project Location: Sumter Co L.F
Last by compost
MW-2
Project Number:
Matrix: Ground Water

Report Number: T016052
Date Reported: 11/7/2001
Date/TimeSampled: 10/11/01@1415
Date/Time Pickup: 10/11/01@1450
Date/Time Received: 10/11/01@1545
Total Pages: 23 of 35

Volatile Organic Analysis
62-550.310(2)(b)
(PWS028)
Units: mg/L

Parameter ID	Name(MCL)	Sample Number	Analysis Result	Data Qualifier	Analytical Method	Detection Limit Used	Analysis Date/Time	Analyst Initials	DOH Lab ID:
2378	1,2,4,-Trichlorobenzene(70)	T016052-02	0.5	U	502.2	0.5	10/18/2001	KB	E82574
2380	cis-1,2-Dichloroethylene70)	T016052-02	0.5	U	502.2	0.5	10/18/2001	KB	E82574
2955	Xylenes(Total)(10,000)	T016052-02	0.5	U	502.2	0.5	10/18/2001	KB	E82574
2964	Dichloromethane(5)	T016052-02	0.5	U	502.2	0.5	10/18/2001	KB	E82574
2968	o (1,2)-Dichlorobenzene(600)	T016052-02	0.5	U	502.2	0.5	10/18/2001	KB	E82574
2969	p-(1,4)Dichlorobenzene(75)	T016052-02	0.5	U	502.2	0.5	10/18/2001	KB	E82574
2976	Vinyl Chloride(1)	T016052-02	0.5	U	502.2	0.5	10/18/2001	KB	E82574
2977	1,1-Dichloroethylene(7)	T016052-02	0.5	U	502.2	0.5	10/18/2001	KB	E82574
2979	trans-1,2-Dichloroethylene(100)	T016052-02	0.5	U	502.2	0.5	10/18/2001	KB	E82574
2980	1,2-Dichloroethane(3)	T016052-02	0.5	U	502.2	0.5	10/18/2001	KB	E82574
2981	1,1,1-Trichloroethane(200)	T016052-02	0.5	U	502.2	0.5	10/18/2001	KB	E82574
2982	Carbon tetrachloride(3)	T016052-02	0.5	U	502.2	0.5	10/18/2001	KB	E82574
2983	1,2-Dichloropropane(5)	T016052-02	0.5	U	502.2	0.5	10/18/2001	KB	E82574
2984	Trichloroethylene(3)	T016052-02	0.5	U	502.2	0.5	10/18/2001	KB	E82574
2985	1,1,2-Trichloroethane(5)	T016052-02	0.5	U	502.2	0.5	10/18/2001	KB	E82574
2987	Tetrachloroethylene(3)	T016052-02	0.5	U	502.2	0.5	10/18/2001	KB	E82574
2989	Monochlorobenzene(100)	T016052-02	0.5	U	502.2	0.5	10/18/2001	KB	E82574
2990	Benzene(1)	T016052-02	0.5	U	502.2	0.5	10/18/2001	KB	E82574
2991	Toluene(1,000)	T016052-02	0.5	U	502.2	0.5	10/18/2001	KB	E82574
2992	Ethylbenzene(700)	T016052-02	0.5	U	502.2	0.5	10/18/2001	KB	E82574
2996	Styrene(100)	T016052-02	0.5	U	502.2	0.5	10/18/2001	KB	E82574

Approved by: _____
Michael Cammarata, Laboratory Manager

Advanced Environmental Lab certifies that the test results in this report meet all requirements of Nelac standards.

MCL-Maximum Contaminant Level
U-Sample was analyzed for but not detected

Advanced
Environmental Laboratories, Inc.

5810-D Breckenridge Parkway
Tampa, Florida 33610
(813) 630-9616
FAX (813) 630-4327

Client: Central Testing Lab
723 S 14th St
Leesburg, Fl 34748
Contact: Patricia Snowdon

Project Location: Sumter Co L.F.
Last by compost
MW-2
Project Number:
Matrix: Groundwater

Chlorine Residual (mg/L):

Report Number: T016052
Date Reported: 11/7/2001
Date/TimeSampled: 10/11/01@1415
Sample Pickup Date/Time: 10/11/01@1450
Date/Time Received: 10/11/01@1545
Lab ID: E84589
Total Pages: 30 of 35

Trihalomethane Analysis
62-550.310(2)(a)
PWS027
Units (ug/l)

Parameter ID	Name(MCL)	Sample Number	Analysis Result	Data Qualifier	Analytical Method	Detection Limit Used	Analysis Date/Time	Analyst Initials	DOH Lab ID:
2942	Bromoform	T016052-02	0.5	U	502.2	0.5	10/18/2001	JPA	E82574
2941	Chloroform	T016052-02	0.5	U	502.2	0.5	10/18/2001	JPA	E82574
2943	Bromodichloromethane	T016052-02	0.5	U	502.2	0.5	10/18/2001	JPA	E82574
2944	Dibromochloromethane	T016052-02	0.5	U	502.2	0.5	10/18/2001	JPA	E82574
2950	Total Trihalomethanes(100)	T016052-02	0.5	U	502.2	0.5	10/18/2001	JPA	E82574

Approved by:
Michael Cammarata, Laboratory Manager

Advanced Environmental Lab certifies that the test results in this report meet all requirements of Nelac standards.

MCL-Maximum Contaminant Level
U-Sample was analyzed for but not detected

MR. CHUCK GED
ADVANCED ENVIRONMENTAL LAB**
8936 WESTERN WAY, SUITE 7
JACKSONVILLE, FL 32256

Florida
Certification
#E83079

ELAB, Inc.

ANALYTICAL REPORT

Submission Number: 110000382
Date Received: 10/13/01
Date Reported: 01/16/02

Client's P.O. Number:
Project Number: T016052-02 MW-2
Project Name: SUMTER CO. L.F.
Elab Report Name: Finalnew->Final2.RP1

Lab Sample Number: 0110382 2
Client Sample Number: T016052-02 MW-2
Sample Description: T016052-02 MW-2

Date Sampled: 10/11/01
Sample Matrix: DRINKING WATER

Method	Analyte	Result	Q	Units	Reporting Limit	Analyst	Date Analyzed	Date Prepared
	DW CHLORINATED PESTICIDES & PCB							
505	HEPTACHLOR EPOXIDE	0.010	U	ug/L	0.010	SBA	10/18/01	10/17/01
505	HEXACHLOROBENZENE	0.10	U	ug/L	0.10	SBA	10/18/01	10/17/01
505	HEXACHLOROCYCLOPENTADIENE	0.10	U	ug/L	0.10	SBA	10/18/01	10/17/01
505	METHOXYCHLOR	0.050	U	ug/L	0.050	SBA	10/18/01	10/17/01
505	SIMAZINE	1.5	U	ug/L	1.5	SBA	10/18/01	10/17/01
505	TOXAPHENE	0.18	U	ug/L	0.18	SBA	10/18/01	10/17/01
505	PCB 1016	0.10	U	ug/L	0.10	SBA	10/18/01	10/17/01
505	PCB 1221	0.10	U	ug/L	0.10	SBA	10/18/01	10/17/01
505	PCB 1232	0.10	U	ug/L	0.10	SBA	10/18/01	10/17/01
505	PCB 1242	0.10	U	ug/L	0.10	SBA	10/18/01	10/17/01
505	PCB 1248	0.10	U	ug/L	0.10	SBA	10/18/01	10/17/01
505	PCB 1254	0.10	U	ug/L	0.10	SBA	10/18/01	10/17/01
505	PCB 1260	0.10	U	ug/L	0.10	SBA	10/18/01	10/17/01
505	TOTAL PCB'S	0.10	U	ug/L	0.10	SBA	10/18/01	10/17/01
	DRINKING WATER ORGANIC HERBICIDES							
515.1	2,4-D	0.10	U	ug/L	0.10	KHA	10/26/01	10/24/01
515.1	DALAPON	1.0	U	ug/L	1.0	KHA	10/26/01	10/24/01
515.1	DINOSEB	0.20	U	ug/L	0.20	KHA	10/26/01	10/24/01
515.1	PENTACHLOROPHENOL	0.040	U	ug/L	0.040	KHA	10/26/01	10/24/01
515.1	PICLORAM	0.10	U	ug/L	0.10	KHA	10/26/01	10/24/01
515.1	2,4,5-TP (SILVEX)	0.20	U	ug/L	0.20	KHA	10/26/01	10/24/01
	DRINKING WATER ORGANIC CARBAMATES							
531.1	CARBOFURAN	2.0	U	ug/L	2.0	LB	10/16/01	10/16/01
531.1	OXAMYL (VYDATE)	2.0	U	ug/L	2.0	LB	10/16/01	10/16/01
	DW DISINFECTANT BY-PRODUCTS							
504.1	1,2-DIBROMO-3-CHLOROPROPANE	0.020	U	ug/L	0.020	KHA	10/24/01	10/24/01
504.1	ETHYLENE DIBROMIDE	0.010	U	ug/L	0.010	KHA	10/24/01	10/24/01
	DW MISC. SOC'S - GLYPHOSATE							
547	GLYPHOSATE	6.0	U	ug/L	6.0	LB	10/18/01	10/18/01
	DW MISC. SOC'S - ENDOTHALL							
548.1	ENDOTHALL	9.0	U	ug/L	9.0	TKA	10/20/01	10/17/01

MR. CHUCK GED
ADVANCED ENVIRONMENTAL LAB**
8936 WESTERN WAY, SUITE 7
JACKSONVILLE, FL 32256

Florida
Certification
#E83079
ELAB, Inc.

ANALYTICAL REPORT

Submission Number: 110000382
Date Received: 10/13/01
Date Reported: 01/16/02

Client's P.O. Number:
Project Number: T016052-02 MW-2
Project Name: SUMTER CO. L.F.
Elab Report Name: Finalnew->Final2 RP1

Lab Sample Number: 0110382 2
Client Sample Number: T016052-02 MW-2
Sample Description: T016052-02 MW-2

Date Sampled: 10/11/01
Sample Matrix: DRINKING WATER

Method	Analyte	Result	Q	Units	Reporting Limit	Analyst	Date Analyzed	Date Prepared
	DW MISC. SOC'S - DIQUAT							
549.2	DIQUAT	0.40	U	ug/L	0.40	LB	10/19/01	10/18/01
	DW ADIPATES, PHTHALATES, AND PAH'S							
525.2	BENZO(A)PYRENE	0.10	U	ug/L	0.10	TKA	10/24/01	10/23/01
525.2	DI(2-ETHYLHEXYL)PHTHALATE	2.0	U	ug/L	2.0	TKA	10/24/01	10/23/01
525.2	DI(2-ETHYLHEXYL)ADIPATE	1.6	U	ug/L	1.6	TKA	10/24/01	10/23/01

Data Qualifier Code Key:
U - The analyte was analyzed for, but was not detected above the reported sample quantitation limit.

Lab Sample Number: 0110382 3
Client Sample Number: T016052-03 MW-4
Sample Description: T016052-03 MW-4

Date Sampled: 10/11/01
Sample Matrix: DRINKING WATER

Method	Analyte	Result	Q	Units	Reporting Limit	Analyst	Date Analyzed	Date Prepared
	DW CHLORINATED PESTICIDES & PCB							
505	ALACHLOR	1.0	U	ug/L	1.0	SBA	10/18/01	10/17/01
505	ATRAZINE	1.5	U	ug/L	1.5	SBA	10/18/01	10/17/01
505	g-BHC (LINDANE)	0.010	U	ug/L	0.010	SBA	10/18/01	10/17/01
505	CHLORDANE	0.020	U	ug/L	0.020	SBA	10/18/01	10/17/01
505	ENDRIN	0.010	U	ug/L	0.010	SBA	10/18/01	10/17/01
505	HEPTACHLOR	0.030	U	ug/L	0.030	SBA	10/18/01	10/17/01
505	HEPTACHLOR EPOXIDE	0.010	U	ug/L	0.010	SBA	10/18/01	10/17/01
505	HEXACHLOROBENZENE	0.10	U	ug/L	0.10	SBA	10/18/01	10/17/01
505	HEXACHLOROCYCLOPENTADIENE	0.10	U	ug/L	0.10	SBA	10/18/01	10/17/01
505	METHOXYCHLOR	0.050	U	ug/L	0.050	SBA	10/18/01	10/17/01
505	SIMAZINE	1.5	U	ug/L	1.5	SBA	10/18/01	10/17/01
505	TOXAPHENE	0.18	U	ug/L	0.18	SBA	10/18/01	10/17/01
505	PCB 1016	0.10	U	ug/L	0.10	SBA	10/18/01	10/17/01

Florida
Certification
#E83079

ELAB, Inc.

PESTICIDE/PCB CHEMICAL ANALYSIS

62-550.310(2)C.

(PWS029)

Elab Submission Number: 110000382

Sample Identification: T016052-02 MW-2

Elab Report Name: DERREP->DrinkRep

Parameter ID	[Lab ID] Name (MCL)	Sample Number	Analysis Result	Q	Units	Analytical Method	Reporting Limit	Analysis Date	Analysis Time
2005	[E83079] ENDRIN (2.0)	0110382 2	0.010	U	ug/L	505	0.010	10/18/2001	
2010	[E83079] g-BHC (LINDANE) (0.2)	0110382 2	0.010	U	ug/L	505	0.010	10/18/2001	
2015	[E83079] METHOXYCHLOR (40)	0110382 2	0.050	U	ug/L	505	0.050	10/18/2001	
2020	[E83079] TOXAPHENE (3)	0110382 2	0.18	U	ug/L	505	0.18	10/18/2001	
2031	[E83079] DALAPON (200)	0110382 2	1.0	U	ug/L	515.1	1.0	10/26/2001	
2032	[E83079] DIQUAT (20)	0110382 2	0.40	U	ug/L	549.2	0.40	10/19/2001	
2033	[E83079] ENDOTHALL (100)	0110382 2	9.0	U	ug/L	548.1	9.0	10/20/2001	
2034	[E83079] GLYPHOSATE (700)	0110382 2	6.0	U	ug/L	547	6.0	10/18/2001	
2035	[E83079] DI(2-ETHYLHEXYL)ADIPATE (400)	0110382 2	1.6	U	ug/L	525.2	1.6	10/24/2001	
2036	[E83079] OXAMYL (VYDATE) (200)	0110382 2	2.0	U	ug/L	531.1	2.0	10/16/2001	
2037	[E83079] SIMAZINE (4)	0110382 2	1.5	U	ug/L	505	1.5	10/18/2001	
2039	[E83079] DI(2-ETHYLHEXYL)PHTHALA (6.0)	0110382 2	2.0	U	ug/L	525.2	2.0	10/24/2001	
2040	[E83079] PICLORAM (500)	0110382 2	0.10	U	ug/L	515.1	0.10	10/26/2001	
2041	[E83079] DINOSEB (7.0)	0110382 2	0.20	U	ug/L	515.1	0.20	10/26/2001	
2042	[E83079] HEXACHLOROCYCLOPENTADIE (50)	0110382 2	0.10	U	ug/L	505	0.10	10/18/2001	
2046	[E83079] CARBOFURAN (40)	0110382 2	2.0	U	ug/L	531.1	2.0	10/16/2001	
2050	[E83079] ATRAZINE (3)	0110382 2	1.5	U	ug/L	505	1.5	10/18/2001	
2051	[E83079] ALACHLOR (2)	0110382 2	1.0	U	ug/L	505	1.0	10/18/2001	
2065	[E83079] HEPTACHLOR (0.4)	0110382 2	0.030	U	ug/L	505	0.030	10/18/2001	
2067	[E83079] HEPTACHLOR EPOXIDE (0.2)	0110382 2	0.010	U	ug/L	505	0.010	10/18/2001	
2105	[E83079] 2,4-D (70)	0110382 2	0.10	U	ug/L	515.1	0.10	10/26/2001	
2110	[E83079] 2,4,5-TP (SILVEX) (50)	0110382 2	0.20	U	ug/L	515.1	0.20	10/26/2001	
2274	[E83079] HEXACHLOROBENZENE (1)	0110382 2	0.10	U	ug/L	505	0.10	10/18/2001	
2306	[E83079] BENZO(A)PYRENE (0.2)	0110382 2	0.10	U	ug/L	525.2	0.10	10/24/2001	
2326	[E83079] PENTACHLOROPHENOL (1.0)	0110382 2	0.040	U	ug/L	515.1	0.040	10/26/2001	
2383	[E83079] TOTAL PCB'S ()	0110382 2	0.10	U	ug/L	505	0.10	10/18/2001	
2388	[E83079] PCB 1016 (0.5)	0110382 2	0.10	U	ug/L	505	0.10	10/18/2001	
2390	[E83079] PCB 1221 (0.5)	0110382 2	0.10	U	ug/L	505	0.10	10/18/2001	
2392	[E83079] PCB 1232 (0.5)	0110382 2	0.10	U	ug/L	505	0.10	10/18/2001	
2394	[E83079] PCB 1242 (0.5)	0110382 2	0.10	U	ug/L	505	0.10	10/18/2001	
2396	[E83079] PCB 1248 (0.5)	0110382 2	0.10	U	ug/L	505	0.10	10/18/2001	
2398	[E83079] PCB 1254 (0.5)	0110382 2	0.10	U	ug/L	505	0.10	10/18/2001	
2400	[E83079] PCB 1260 (0.5)	0110382 2	0.10	U	ug/L	505	0.10	10/18/2001	
2931	[E83079] 1,2-DIBROMO-3-CHLOROPRO (0.2)	0110382 2	0.020	U	ug/L	504.1	0.020	10/24/2001	
2946	[E83079] ETHYLENE DIBROMIDE (0.020)	0110382 2	0.010	U	ug/L	504.1	0.010	10/24/2001	
2959	[E83079] CHLORDANE (2.0)	0110382 2	0.020	U	ug/L	505	0.020	10/18/2001	

Data Qualifier Code Key:

U - The analyte was analyzed for, but was not detected above the report sample quantitation limit.

Mailing - P.O. Box 468 • Ormond Beach, Florida 32175-0468 • Shipping - 8 East Tower Circle • Ormond Beach, Florida 32174
(386) 672-5668 • Fax (386) 673-4001

Puerto Rico: Office (787) 787-0866 • Cellular (787) 390-3505 or (787) 399-4683

[redacted]
Advanced Environmental laboratories, Inc.
5810D Breckenridge Parkway
Tampa, FL 33610

Groundwater Monitoring Report - Part D

Client: Centarl Testing Laboratory
Matrix: Groundwater (GW)
Facility No.: N/A
Facility Name: Sumter County Landfill
Test Site ID: N/A
Name: MW-4
Lab Sample ID: T016052-03
Well Type Detection
GW Class: GII

Report No.: T016052
Date/Time Sampled: 10/11/01@0930
Date/Time Submitted: 10/11/01@1545
Date Reported: 11/13/2001
DEP Comqap: 980174
Samples Filtered: No
Sampling Method: Pump
Total Pages: 5 Of 14

Storet Code	Parameter Monitored	Units	Pres. Added	Analysis Method	Analysis Result	Data Qualifier	Detection Limits	Analysis Date/Time	DOH Lab ID:	Analyst Init.
82545	Static Water Level (Field)	ft	N/A	N/A	47.62		N/A	10/11/01@0930	N/A	PS/CC
00094	Specific Conductivity (Field)	umhos./cm	None	N/A	15		N/A	10/11/01@0930	N/A	PS/CC
00400	pH (Field)	Units	None	N/A	6.5		N/A	10/11/01@0930	N/A	PS/CC
00010	Temperature (Field)	C°	None	N/A	27		N/A	10/11/01@0930	N/A	PS/CC
00070	Turbidity(Field)	NTU	None	N/A	35		N/A	10/11/01@0930	N/A	PS/CC
00081	Color & Sheens(Field)	CU	None	N/A	Semi-Clear		N/A	10/11/01@0930	N/A	PS/CC
N/A	Ammonium	mg/L	H_2SO_4	EPA 350.1	0.02	U	0.02	10/16/01@1459	E84589	DMC
00940	Chloride	mg/L	None	SM 4500ClE	81		1	10/15/01@1352	E84589	DMC
00720	Cyanide	mg/L	NaOH	SM 4500CNE	0.005	U	0.005	10/16/01@1630	E84589	JBH
38260	Foaming Agents	mg/L	None	EPA 425.1	0.084		0.04	10/12/01@16:00	E84589	JBH
00951	Fluoride	mg/L	None	SM 4500FC	0.05	U	0.05	10/17/01@1015	E84589	JBH
00620	Nitrogen, Nitrate	mg/L	None	SM4500NO3F	26		0.05	10/12/01@0846	E84589	DMC
00615	Nitrogen, Nitrite	mg/L	None	SM4500NO3F	0.61		0.05	10/12/01@0846	E84589	DMC
00945	Sulfate	mg/L	None	EPA 375.4	<1		1(2)	10/16/01@1000	E84589	JBH
70300	TDS	mg/L	None	EPA 160.1	660		2	10/15/01@1630	E84589	TMH
01501	Gross Alpha	pCi/L	HNO_3	EPA 900.0	21.1(+/-2.4)		2.1	10/17/01	E83033	MJN
N/A	Radium 226	pCi/L	HNO_3	EPA 903.1	2.3(+/-0.3)		0.3	10/23/01	E83033	MJN
N/A	Radium 228	pCi/L	HNO_3	EPA Ra-05	1.2	U	1.2	10/23/2001	E83033	MJN

Approved By: _____
Michael Cammarata, Laboratory Manager

Advanced Environmental Lab certifies that the test results in this report meet all requirements of Nelac standards.

U = Not Detected Above The Detection Limit

Advanced Environmental laboratories, Inc.
5810D Breckenridge Parkway
Tampa, FL 33610

Groundwater Monitoring Report - Part D

Client: Centarl Testing Laboratory
Matrix: Groundwater (GW)
Facility No.: N/A
Facility Name: Sumter County Landfill
Test Site ID: N/A
Name: MW-4
Lab Sample ID: T016052-03
Well Type Detection
GW Class: GII

Report No.: T016052
Date/Time Sampled: 10/11/01@0930
Date/Time Submitted: 10/11/01@1545
Date Reported: 11/13/2001
DEP Comqap: 980174
Samples Filtered: No
Sampling Method: Pump
Total Pages: 6 Of 14

Storet Code	Parameter Monitored	Units	Pres. Added	Analysis Method	Analysis Result	Data Qualifier	Detection Limits	Analysis Date/Time	DOH Lab ID:	Analyst Init.
01105	Aluminum	ug/l	HNO_3	6010B	2700		200	10/16/01@1718	E82574	KC
01097	Antimony	ug/l	HNO_3	7041	6	U	6	10/26/01@1924	E82574	KC
01002	Arsenic	ug/l	HNO_3	6010B	10	U	10	10/16/01@1718	E82574	KC
01007	Barium	ug/l	HNO_3	6010B	27		10	10/16/01@1718	E82574	KC
01012	Beryllium	ug/l	HNO_3	6010B	3	U	3	10/16/01@1718	E82574	KC
01027	Cadmium	ug/l	HNO_3	6010B	5	U	5	10/16/01@1718	E82574	KC
01034	Chromium	ug/l	HNO_3	6010B	11		10	10/16/01@1718	E82574	KC
01042	Copper	ug/l	HNO_3	6010B	10	U	10	10/16/01@1718	E82574	KC
01045	Iron	ug/l	HNO_3	6010B	210		100	10/16/01@1718	E82574	KC
01051	Lead	ug/l	HNO_3	6010B	5	U	5	10/16/01@1718	E82574	KC
01055	Manganese	ug/l	HNO_3	6010B	10	U	10	10/16/01@1718	E82574	KC
71900	Mercury	ug/l	HNO_3	7470A	0.2	U	0.2	10/17/01@1740	E82574	KC
01067	Nickel	ug/l	HNO_3	6010B	10	U	10	10/16/01@1718	E82574	KC
01147	Selenium	ug/l	HNO_3	6010B	10	U	10	10/16/01@1718	E82574	KC
00929	Sodium	ug/l	HNO_3	6010B	72000		1000	10/16/01@1718	E82574	KC
01077	Silver	ug/l	HNO_3	6010B	10	U	10	10/16/01@1718	E82574	KC
01059	Thallium	ug/l	HNO_3	7841	2	U	2	10/22/01@1842	E82574	KC
01092	Zinc	ug/l	HNO_3	6010B	50	U	50	10/16/01@1718	E82574	KC

Approved By: _____
Michael Cammarata, Laboratory Manager

Advanced Environmental Lab certifies that the test results in this report meet all requirements of Nelac standards.

U = Not Detected Above The Detection Limit

Advanced
Environmental Laboratories, Inc.

5810-D Breckenridge Parkway
Tampa, Florida 33610
(813) 630-9616
FAX (813) 630-4327

Client: Central Testing Lab
723 S 14th St
Leesburg, Fl 34748
Contact: Patricia Snowdon

Project Location: Sumter Co L.F
by front Ent
MW-4
Project Number:
Matrix: Ground Water

Report Number: T016052
Date Reported: 11/7/2001
Date/TimeSampled: 10/11/01@0930
Date/Time Received: 10/11/01@1545
Compqap: 980174
Total Pages: 17 of 35

RADIOCHEMICAL ANALYSIS
62-550.310(5)
(PWS033)

Parameter ID	Name(MCL)	Sample Number	Analysis Result(pci/l)	Data Qualifier	Error (+/-)	Analytical Method	MDL	Analysis Date	Analyst Initials	DOH Lab ID:
4000	Gross Alpha(5.0**)	T016052-03	21.1		2.4	900	2.1	10/17/2001	MJN	E83033
4020	Radium 226(3.0*)	T016052-03	2.3		0.3	903.1	0.3	10/23/2001	MJN	E83033
4030	Radium 228(5.0*)	T016052-03	1.2	U	0.8	904 Alt	1.2	10/23/2001	MJN	E83033

Approved by: _____
Michael Cammarata, Laboratory Manager

Advanced Environmental Lab certifies that the test results in this report meet all requirements of Nelac standards.

*** Above 15 requires analysis on Uranium and Radium 226*
**Radium 226 and 228 cannot exceed 5*
MCL-Maximum Contaminant Level
U-Sample was analyzed for but not detected

Advanced
Environmental Laboratories, Inc.

5810-D Breckenridge Parkway
Tampa, Florida 33610
(813) 630-9616
FAX (813) 630-4327

Client: Central Testing Lab
723 S. 14th St.
Leesburg, Fl 34748
Contact: Patricia Snowdon

Project Location: Sumter Co. L.F
By front Ent
MW-4
Project Number:
Matrix: Ground Water

Report Number: T016052
Date Reported: 11/7/2001
Date/TimeSampled: 10/11/01@0930
Sample Pickup: 10/11/01@1450
Date/Time Received: 10/11/01@1545
Total Pages: 5 of 35

Inorganics Analysis
62-550.310(1)
(PWS030)

Parameter ID	Name(MCL)	Sample Number	Analysis Result	Data Qualifier	Units	Analytical Method	Detection Limit Used	Analysis Date/Time	Analyst Init.	DOH Lab ID:
1005	Arsenic(0.05)	T016052-03	0.01	U	mg/L	EPA200.7	0.01	10/16/2001	KC	E82574
1010	Barium(2)	T016052-03	0.027		mg/L	EPA200.7	0.02	10/16/2001	KC	E82574
1015	Cadmium(0.005)	T016052-03	0.005	U	mg/L	EPA200.7	0.005	10/16/2001	KC	E82574
1020	Chromium(0.1)	T016052-03	0.011		mg/L	EPA200.7	0.01	10/16/2001	KC	E82574
1024	Cyanide(0.2)	T016052-03	0.005	U	mg/L	SM4500CNE	0.005	10/16/01@1630	JBH	E84589
1025	Fluoride(4.0)	T016052-03	0.05	U	mg/L	SM4500FC	0.05	10/17/01@1015	JBH	E84589
1030	Lead(0.015)	T016052-03	0.005	U	mg/L	SM3113B	0.005	10/16/2001	KC	E82574
1035	Mercury(0.002)	T016052-03	0.0002	U	mg/L	SM3112B	0.0002	10/16/2001	KC	E82574
1036	Nickel(0.10)	T016052-03	0.01	U	mg/L	EPA200.7	0.01	10/16/2001	KC	E82574
1040	Nitrate(10.0)	T016052-03	26		mg/L	4500NO3F	0.05	10/12/01@0846	DMC	E84589
1041	Nitrite(1.0)	T016052-03	0.61		mg/L	4500NO3F	0.05	10/12/01@0846	DMC	E84589
1045	Selenium(0.05)	T016052-03	0.01	U	mg/L	SM3113B	0.01	10/16/2001	KC	E82574
1052	Sodium(160)	T016052-03	72		mg/L	EPA200.7	0.5	10/16/2001	KC	E82574
1074	Antimony(0.006)	T016052-03	0.006	U	mg/L	SM3113B	0.006	10/26/2001	KC	E82574
1075	Beryllium(0.004)	T016052-03	0.003	U	mg/L	EPA200.7	0.003	10/16/2001	KC	E82574
1085	Thallium(0.002)	T016052-03	0.002	U	mg/L	EPA200.9	0.002	10/22/2001	KC	E82574

Approved by: _____
Michael Cammarata, Laboratory Manager

Advanced Environmental Lab certifies that the test results in this report meet all requirements of Nelac standards.

MCL-Maximum Contaminant Level
U-Sample was analyzed for but not detected

Advanced
Environmental Laboratories, Inc.

5810-D Breckenridge Parkway
Tampa, Florida 33610
(813) 630-9616
FAX (813) 630-4327

Client: Central Testing Lab
723 S. 14th St.
Leesburg, Fl 34748
Contact: Patricia Snowdon

Project Location: Sumter Co. L.F
By front Ent
MW-4

Project Number:

Matrix: Ground Water

Report Number: T016052
Date Reported: 11/7/2001
Date/TimeSampled: 10/11/01@0930
Sample Pickup: 10/11/01@1450
Date/Time Received: 10/11/01@1545
Total Pages: 6 of 35

Secondary Chemical Analysis
62-550.320(1)
(PWS031)

Parameter ID	Name(MCL)	Sample Number	Analysis Result	Data Qualifier	Units	Analytical Method	Detection Limit Used	Analysis Date/Time	Analyst Init.	DOH Lab ID:
1002	Aluminum(0.2)	T016052-03	2.7		mg/L	EPA200.7	0.2	10/16/2001	KC	E82574
1017	Chloride(250)	T016052-03	81		mg/L	SM4500CLE	1	10/15/01@1352	DMC	E84589
1022	Copper(1.0)	T016052-03	0.01	U	mg/L	EPA200.7	0.01	10/16/2001	KC	E82574
1028	Iron(0.3)	T016052-03	0.21		mg/L	EPA200.7	0.1	10/16/2001	KC	E82574
1025	Fluoride(2.0)	T016052-03	0.05	U	mg/L	SM4500FC	0.05	10/17/01@1015	JBH	E84589
1032	Manganese(0.05)	T016052-03	0.01	U	mg/L	EPA200.7	0.01	10/16/2001	KC	E82574
1050	Silver(0.1)	T016052-03	0.01	U	mg/L	EPA200.7	0.01	10/16/2001	KC	E82574
1055	Sulfate(250)	T016052-03	1	U	mg/L	EPA375.4	1	10/16/01@1000	JBH	E84589
1095	Zinc(5)	T016052-03	0.05	U	mg/L	EPA200.7	0.05	10/16/2001	KC	E82574
1905	Color(15)	T016052-03	15		C.U.	EPA110.2	5	10/12/01@1600	TMH	E84589
1920	Odor(3)	T016052-03	1	U	TON	SM2150B	1	10/12/01@1600	DMC	E84589
1925	pH(6.5-8.5)	T016052-03	7.2		Units	EPA150.1	0.1	10/11/01@1600	JBH	E84589
1930	TDS(500)	T016052-03	660		mg/L	EPA160.1	2	10/15/01@1630	TMH	E84589
2905	Foaming Agents(0	T016052-03	0.084		mg/L	EPA425.1	0.04	10/12/01@1600	JBH	E84589

Approved by: _____
Michael Cammarata, Laboratory Manager

Advanced Environmental Lab certifies that the test results in this report meet all requirements of Nelac standards.

MCL-Maximum Contaminant Level
U-Sample was analyzed for but not detected

Advanced
Environmental Laboratories, Inc.

5810-D Breckenridge Parkway
Tampa, Florida 33610
(813) 630-9616
FAX (813) 630-4327

Client: Central Testing Lab
723 S 14th St
Leesburg, Fl 34748
Contact: Patricia Snowdon

Project Location: Sumter Co L.F
By front Ent
MW-4
Project Number:
Matrix: Ground Water

Report Number: T016052
Date Reported: 11/7/2001
Date/TimeSampled: 10/11/01@0930
Date/Time Pickup: 10/11/01@1450
Date/Time Received: 10/11/01@1545
Total Pages: 24 of 35

Volatile Organic Analysis
62-550.310(2)(b)
(PWS028)
Units: mg/L

Parameter ID	Name(MCL)	Sample Number	Analysis Result	Data Qualifier	Analytical Method	Detection Limit Used	Analysis Date/Time	Analyst Initials	DOH Lab ID:
2378	1,2,4,-Trichlorobenzene(70)	T016052-03	0.5	U	502.2	0.5	10/18/2001	KB	E82574
2380	cis-1,2-Dichloroethylene70)	T016052-03	0.5	U	502.2	0.5	10/18/2001	KB	E82574
2955	Xylenes(Total)(10,000)	T016052-03	0.5	U	502.2	0.5	10/18/2001	KB	E82574
2964	Dichloromethane(5)	T016052-03	0.5	U	502.2	0.5	10/18/2001	KB	E82574
2968	o (1,2)-Dichlorobenzene(600)	T016052-03	0.5	U	502.2	0.5	10/18/2001	KB	E82574
2969	p-(1,4)Dichlorobenzene(75)	T016052-03	0.5	U	502.2	0.5	10/18/2001	KB	E82574
2976	Vinyl Chloride(1)	T016052-03	0.5	U	502.2	0.5	10/18/2001	KB	E82574
2977	1,1-Dichloroethylene(7)	T016052-03	0.5	U	502.2	0.5	10/18/2001	KB	E82574
2979	trans-1,2-Dichloroethylene(100)	T016052-03	0.5	U	502.2	0.5	10/18/2001	KB	E82574
2980	1,2-Dichloroethane(3)	T016052-03	0.5	U	502.2	0.5	10/18/2001	KB	E82574
2981	1,1,1-Trichloroethane(200)	T016052-03	0.5	U	502.2	0.5	10/18/2001	KB	E82574
2982	Carbon tetrachloride(3)	T016052-03	0.5	U	502.2	0.5	10/18/2001	KB	E82574
2983	1,2-Dichloropropane(5)	T016052-03	0.5	U	502.2	0.5	10/18/2001	KB	E82574
2984	Trichloroethylene(3)	T016052-03	0.5	U	502.2	0.5	10/18/2001	KB	E82574
2985	1,1,2-Trichloroethane(5)	T016052-03	0.5	U	502.2	0.5	10/18/2001	KB	E82574
2987	Tetrachloroethylene(3)	T016052-03	0.5	U	502.2	0.5	10/18/2001	KB	E82574
2989	Monochlorobenzene(100)	T016052-03	0.5	U	502.2	0.5	10/18/2001	KB	E82574
2990	Benzene(1)	T016052-03	0.5	U	502.2	0.5	10/18/2001	KB	E82574
2991	Toluene(1,000)	T016052-03	0.5	U	502.2	0.5	10/18/2001	KB	E82574
2992	Ethylbenzene(700)	T016052-03	0.5	U	502.2	0.5	10/18/2001	KB	E82574
2996	Styrene(100)	T016052-03	0.5	U	502.2	0.5	10/18/2001	KB	E82574

Approved by: _____
Michael Cammarata, Laboratory Manager

Advanced Environmental Lab certifies that the test results in this report meet all requirements of Nelac standards.

MCL-Maximum Contaminant Level
U-Sample was analyzed for but not detected

Advanced
Environmental Laboratories, Inc.

5810-D Breckenridge Parkway
Tampa, Florida 33610
(813) 630-9616
FAX (813) 630-4327

Client: Central Testing Lab
723 S 14th St
Leesburg, Fl 34748
Contact: Patricia Snowdon

Project Location: Sumter Co L.F.
By front Ent
MW-4
Project Number:
Matrix: Groundwater

Report Number: T016052
Date Reported: 11/7/2001
Date/TimeSampled: 10/11/01@0930
Sample Pickup Date/Time: 10/11/01@1450
Date/Time Received: 10/11/01@1545
Lab ID: E84589
Total Pages: 31 of 35

Chlorine Residual (mg/L):

Trihalomethane Analysis
62-550.310(2)(a)
PWS027
Units (ug/l)

Parameter ID	Name(MCL)	Sample Number	Analysis Result	Data Qualifier	Analytical Method	Detection Limit Used	Analysis Date/Time	Analyst Initials	DOH Lab ID:
2942	Bromoform	T016052-03	0.5	U	502.2	0.5	10/18/2001	JPA	E82574
2941	Chloroform	T016052-03	0.5	U	502.2	0.5	10/18/2001	JPA	E82574
2943	Bromodichloromethane	T016052-03	0.5	U	502.2	0.5	10/18/2001	JPA	E82574
2944	Dibromochloromethane	T016052-03	0.5	U	502.2	0.5	10/18/2001	JPA	E82574
2950	Total Trihalomethanes(100)	T016052-03	0.5	U	502.2	0.5	10/18/2001	JPA	E82574

Approved by: _____
Michael Cammarata, Laboratory Manager

Advanced Environmental Lab certifies that the test results in this report meet all requirements of Nelac standards.

MCL-Maximum Contaminant Level
U-Sample was analyzed for but not detected

MR. CHUCK GED
ADVANCED ENVIRONMENTAL LAB**
8936 WESTERN WAY, SUITE 7
JACKSONVILLE, FL 32256

Florida Certification: #E83079
ELAB, Inc.

ANALYTICAL REPORT

Submission Number: 110000382
Date Received: 10/13/01
Date Reported: 01/16/02

Client's P.O. Number:
Project Number: T016052-03 MW-4
Project Name: SUMTER CO. L.F.
Elab Report Name: Finalnew->Final2.RP1

Lab Sample Number: 0110382 3
Client Sample Number: T016052-03 MW-4
Sample Description: T016052-03 MW-4

Date Sampled: 10/11/01
Sample Matrix: DRINKING WATER

Method	Analyte	Result	Q	Units	Reporting Limit	Analyst	Date Analyzed	Date Prepared
	DW CHLORINATED PESTICIDES & PCB							
505	PCB 1221	0.10	U	ug/L	0.10	SBA	10/18/01	10/17/01
505	PCB 1232	0.10	U	ug/L	0.10	SBA	10/18/01	10/17/01
505	PCB 1242	0.10	U	ug/L	0.10	SBA	10/18/01	10/17/01
505	PCB 1248	0.10	U	ug/L	0.10	SBA	10/18/01	10/17/01
505	PCB 1254	0.10	U	ug/L	0.10	SBA	10/18/01	10/17/01
505	PCB 1260	0.10	U	ug/L	0.10	SBA	10/18/01	10/17/01
505	TOTAL PCB'S	0.10	U	ug/L	0.10	SBA	10/18/01	10/17/01
	DRINKING WATER ORGANIC HERBICIDES							
515.1	2,4-D	0.10	U	ug/L	0.10	KHA	10/26/01	10/24/01
515.1	DALAPON	1.0	U	ug/L	1.0	KHA	10/26/01	10/24/01
515.1	DINOSEB	0.20	U	ug/L	0.20	KHA	10/26/01	10/24/01
515.1	PENTACHLOROPHENOL	0.040	U	ug/L	0.040	KHA	10/26/01	10/24/01
515.1	PICLORAM	0.10	U	ug/L	0.10	KHA	10/26/01	10/24/01
515.1	2,4,5-TP (SILVEX)	0.20	U	ug/L	0.20	KHA	10/26/01	10/24/01
	DRINKING WATER ORGANIC CARBAMATES							
531.1	CARBOFURAN	2.0	U	ug/L	2.0	LB	10/16/01	10/16/01
531.1	OXAMYL (VYDATE)	2.0	U	ug/L	2.0	LB	10/16/01	10/16/01
	DW DISINFECTANT BY-PRODUCTS							
504.1	1,2-DIBROMO-3-CHLOROPROPANE	0.020	U	ug/L	0.020	KHA	10/24/01	10/24/01
504.1	ETHYLENE DIBROMIDE	0.010	U	ug/L	0.010	KHA	10/24/01	10/24/01
	DW MISC. SOC'S - GLYPHOSATE							
547	GLYPHOSATE	6.0	U	ug/L	6.0	LB	10/18/01	10/18/01
	DW MISC. SOC'S - ENDOTHALL							
548.1	ENDOTHALL	9.0	U	ug/L	9.0	TKA	10/20/01	10/17/01
	DW MISC. SOC'S - DIQUAT							
549.2	DIQUAT	0.40	U	ug/L	0.40	LB	10/19/01	10/18/01
	DW ADIPATES, PHTHALATES, AND PAH'S							
525.2	BENZO(A)PYRENE	0.10	U	ug/L	0.10	TKA	10/24/01	10/23/01
525.2	DI(2-ETHYLHEXYL)PHTHALATE	2.0	U	ug/L	2.0	TKA	10/24/01	10/23/01
525.2	DI(2-ETHYLHEXYL)ADIPATE	1.6	U	ug/L	1.6	TKA	10/24/01	10/23/01

MR. CHUCK GED
ADVANCED ENVIRONMENTAL LAB**
8936 WESTERN WAY, SUITE 7
JACKSONVILLE, FL 32256

Florida
Certification:
#E83079

ELAB, Inc.

ANALYTICAL REPORT

Submission Number: 110000382
Date Received: 10/13/01
Date Reported: 01/16/02

Client's P.O. Number:
Project Number: T016052-03 MW-4
Project Name: SUMTER CO. L.F.
Elab Report Name: Finalnew->Final2.RP1

Lab Sample Number: 0110382 3
Client Sample Number: T016052-03 MW-4
Sample Description: T016052-03 MW-4

Date Sampled: 10/11/01
Sample Matrix: DRINKING WATER

Method	Analyte	Result	Q	Units	Reporting Limit	Analyst	Date Analyzed	Date Prepared
	DW ADIPATES, PHTHALATES, AND PAH'S							

Data Qualifier Code Key:

U - The analyte was analyzed for, but was not detected above the reported sample quantitation limit.

Lab Sample Number: 0110382 4
Client Sample Number: T016052-04 MW-6A
Sample Description: T016052-04 MW-6A

Date Sampled: 10/11/01
Sample Matrix: DRINKING WATER

Method	Analyte	Result	Q	Units	Reporting Limit	Analyst	Date Analyzed	Date Prepared
	DW CHLORINATED PESTICIDES & PCB							
505	ALACHLOR	1.0	U	ug/L	1.0	SBA	10/18/01	10/17/01
505	ATRAZINE	1.5	U	ug/L	1.5	SBA	10/18/01	10/17/01
505	g-BHC (LINDANE)	0.010	U	ug/L	0.010	SBA	10/18/01	10/17/01
505	CHLORDANE	0.020	U	ug/L	0.020	SBA	10/18/01	10/17/01
505	ENDRIN	0.010	U	ug/L	0.010	SBA	10/18/01	10/17/01
505	HEPTACHLOR	0.030	U	ug/L	0.030	SBA	10/18/01	10/17/01
505	HEPTACHLOR EPOXIDE	0.010	U	ug/L	0.010	SBA	10/18/01	10/17/01
505	HEXACHLOROBENZENE	0.10	U	ug/L	0.10	SBA	10/18/01	10/17/01
505	HEXACHLOROCYCLOPENTADIENE	0.10	U	ug/L	0.10	SBA	10/18/01	10/17/01
505	METHOXYCHLOR	0.050	U	ug/L	0.050	SBA	10/18/01	10/17/01
505	SIMAZINE	1.5	U	ug/L	1.5	SBA	10/18/01	10/17/01
505	TOXAPHENE	0.18	U	ug/L	0.18	SBA	10/18/01	10/17/01
505	PCB 1016	0.10	U	ug/L	0.10	SBA	10/18/01	10/17/01
505	PCB 1221	0.10	U	ug/L	0.10	SBA	10/18/01	10/17/01
505	PCB 1232	0.10	U	ug/L	0.10	SBA	10/18/01	10/17/01
505	PCB 1242	0.10	U	ug/L	0.10	SBA	10/18/01	10/17/01
505	PCB 1248	0.10	U	ug/L	0.10	SBA	10/18/01	10/17/01
505	PCB 1254	0.10	U	ug/L	0.10	SBA	10/18/01	10/17/01

Florida
Certification:
#E83079

ELAB, Inc.

PESTICIDE/PCB CHEMICAL ANALYSIS

62-550.310(2)C

(PWS029)

Elab Submission Number: 110000382

Sample Identification: T016052-03 MW-4

Elab Report Name: DERREP->DrinkRep

Parameter ID	[Lab ID] Name (MCL)	Sample Number	Analysis Result	Q	Units	Analytical Method	Reporting Limit	Analysis Date	Analysis Time
2005	[E83079] ENDRIN (2.0)	0110382 3	0.010	U	ug/L	505	0.010	10/18/2001	
2010	[E83079] g-BHC (LINDANE) (0.2)	0110382 3	0.010	U	ug/L	505	0.010	10/18/2001	
2015	[E83079] METHOXYCHLOR (40)	0110382 3	0.050	U	ug/L	505	0.050	10/18/2001	
2020	[E83079] TOXAPHENE (3)	0110382 3	0.18	U	ug/L	505	0.18	10/18/2001	
2031	[E83079] DALAPON (200)	0110382 3	1.0	U	ug/L	515.1	1.0	10/26/2001	
2032	[E83079] DIQUAT (20)	0110382 3	0.40	U	ug/L	549.2	0.40	10/19/2001	
2033	[E83079] ENDOTHALL (100)	0110382 3	9.0	U	ug/L	548.1	9.0	10/20/2001	
2034	[E83079] GLYPHOSATE (700)	0110382 3	6.0	U	ug/L	547	6.0	10/18/2001	
2035	[E83079] DI(2-ETHYLHEXYL)ADIPATE (400)	0110382 3	1.6	U	ug/L	525.2	1.6	10/24/2001	
2036	[E83079] OXAMYL (VYDATE) (200)	0110382 3	2.0	U	ug/L	531.1	2.0	10/16/2001	
2037	[E83079] SIMAZINE (4)	0110382 3	1.5	U	ug/L	505	1.5	10/18/2001	
2039	[E83079] DI(2-ETHYLHEXYL)PHTHALA (6.0)	0110382 3	2.0	U	ug/L	525.2	2.0	10/24/2001	
2040	[E83079] PICLORAM (500)	0110382 3	0.10	U	ug/L	515.1	0.10	10/26/2001	
2041	[E83079] DINOSEB (7.0)	0110382 3	0.20	U	ug/L	515.1	0.20	10/26/2001	
2042	[E83079] HEXACHLOROCYCLOPENTADIE (50)	0110382 3	0.10	U	ug/L	505	0.10	10/18/2001	
2046	[E83079] CARBOFURAN (40)	0110382 3	2.0	U	ug/L	531.1	2.0	10/16/2001	
2050	[E83079] ATRAZINE (3)	0110382 3	1.5	U	ug/L	505	1.5	10/18/2001	
2051	[E83079] ALACHLOR (2)	0110382 3	1.0	U	ug/L	505	1.0	10/18/2001	
2065	[E83079] HEPTACHLOR (0.4)	0110382 3	0.030	U	ug/L	505	0.030	10/18/2001	
2067	[E83079] HEPTACHLOR EPOXIDE (0.2)	0110382 3	0.010	U	ug/L	505	0.010	10/18/2001	
2105	[E83079] 2,4-D (70)	0110382 3	0.10	U	ug/L	515.1	0.10	10/26/2001	
2110	[E83079] 2,4,5-TP (SILVEX) (50)	0110382 3	0.20	U	ug/L	515.1	0.20	10/26/2001	
2274	[E83079] HEXACHLOROBENZENE (1)	0110382 3	0.10	U	ug/L	505	0.10	10/18/2001	
2306	[E83079] BENZO(A)PYRENE (0.2)	0110382 3	0.10	U	ug/L	525.2	0.10	10/24/2001	
2326	[E83079] PENTACHLOROPHENOL (1.0)	0110382 3	0.040	U	ug/L	515.1	0.040	10/26/2001	
2383	[E83079] TOTAL PCB'S ()	0110382 3	0.10	U	ug/L	505	0.10	10/18/2001	
2388	[E83079] PCB 1016 (0.5)	0110382 3	0.10	U	ug/L	505	0.10	10/18/2001	
2390	[E83079] PCB 1221 (0.5)	0110382 3	0.10	U	ug/L	505	0.10	10/18/2001	
2392	[E83079] PCB 1232 (0.5)	0110382 3	0.10	U	ug/L	505	0.10	10/18/2001	
2394	[E83079] PCB 1242 (0.5)	0110382 3	0.10	U	ug/L	505	0.10	10/18/2001	
2396	[E83079] PCB 1248 (0.5)	0110382 3	0.10	U	ug/L	505	0.10	10/18/2001	
2398	[E83079] PCB 1254 (0.5)	0110382 3	0.10	U	ug/L	505	0.10	10/18/2001	
2400	[E83079] PCB 1260 (0.5)	0110382 3	0.10	U	ug/L	505	0.10	10/18/2001	
2931	[E83079] 1,2-DIBROMO-3-CHLOROPRO (0.2)	0110382 3	0.020	U	ug/L	504.1	0.020	10/24/2001	
2946	[E83079] ETHYLENE DIBROMIDE (0.020)	0110382 3	0.010	U	ug/L	504.1	0.010	10/24/2001	
2959	[E83079] CHLORDANE (2.0)	0110382 3	0.020	U	ug/L	505	0.020	10/18/2001	

Data Qualifier Code Key:

U - The analyte was analyzed for, but was not detected above the report sample quantitation limit.

Mailing - P.O. Box 468 • Ormond Beach, Florida 32175-0468 • Shipping - 8 East Tower Circle • Ormond Beach, Florida 32174
(386) 672-5668 • Fax (386) 673-4001

Puerto Rico: Office (787) 787-0866 • Cellular (787) 390-3505 or (787) 399-4683

[redacted]
5810D Breckenridge Parkway
Tampa, FL 33610

Groundwater Monitoring Report - Part D

Client: Centarl Testing Laboratory
Matrix: Groundwater (GW)
Facility No.: N/A
Facility Name: Sumter County Landfill
Test Site ID: N/A
Name: MW-6A
Lab Sample ID: T016052-04
Well Type Background
GW Class: GII

Report No.: T016052
Date/Time Sampled: 10/11/01@1215
Date/Time Submitted: 10/11/01@1545
Date Reported: 11/13/2001
DEP Comqap: 980174
Samples Filtered: No
Sampling Method: Pump
Total Pages: 7 Of 14

Storet Code	Parameter Monitored	Units	Pres. Added	Analysis Method	Analysis Result	Data Qualifier	Detection Limits	Analysis Date/Time	DOH Lab ID:	Analyst Init
82545	Static Water Level (Field)	ft	N/A	N/A	48.5		N/A	10/11/01@1215	N/A	PS/CC
00094	Specific Conductivity (Field)	umhos/cm	None	N/A	0		N/A	10/11/01@1215	N/A	PS/CC
00400	pH (Field)	Units	None	N/A	7.7		N/A	10/11/01@1215	N/A	PS/CC
00010	Temperature (Field)	C°	None	N/A	28		N/A	10/11/01@1215	N/A	PS/CC
00070	Turbidity(Field)	NTU	None	N/A	84		N/A	10/11/01@1215	N/A	PS/CC
00081	Color & Sheens(Field)	CU	None	N/A	Semi-Clear		N/A	10/11/01@1215	N/A	PS/CC
N/A	Ammonium	mg/L	H_2SO_4	EPA 350.1	0.05		0.02	10/16/01@1459	E84589	DMC
00940	Chloride	mg/L	None	SM 4500ClE	1	U	1	10/15/01@1352	E84589	DMC
00720	Cyanide	mg/L	NaOH	SM 4500CNE	0.005	U	0.005	10/16/01@1630	E84589	JBH
38260	Foaming Agents	mg/L	None	EPA 425.1	0.059		0.04	10/12/01@16:00	E84589	JBH
00951	Fluoride	mg/L	None	SM 4500FC	0.05	U	0.05	10/17/01@1015	E84589	JBH
00620	Nitrogen, Nitrate	mg/L	None	SM4500NO3F	5.4		0.05	10/12/01@0846	E84589	DMC
00615	Nitrogen, Nitrite	mg/L	None	SM4500NO3F	0.05	U	0.05	10/12/01@0846	E84589	DMC
00945	Sulfate	mg/L	None	EPA 375.4	~~1~~	~~U~~	~~1~~ 2	10/16/01@1000	E84589	JBH
70300	TDS	mg/L	None	EPA 160.1	190		2	10/15/01@1630	E84589	TMH
01501	Gross Alpha	pCi/L	HNO_3	EPA 900.0	11.5(+/-1.9)		2	10/17/01	E83033	MJN
N/A	Radium 226	pCi/L	HNO_3	EPA 903.1	0.7(+/-0.2)		0.2	10/23/01	E83033	MJN
N/A	Radium 228	pCi/L	HNO_3	EPA Ra-05	1.1	U	1.1	10/23/2001	E83033	MJN

Approved By: _____
Michael Cammarata, Laboratory Manager

Advanced Environmental Lab certifies that the test results in this report meet all requirements of Nelac standards.

U = Not Detected Above The Detection Limit

5810D Breckenridge Parkway
Tampa, FL 33610

Groundwater Mon[illegible]e Report - Part D

Client: Centarl Testing Laboratory
Matrix: Groundwater (GW)
Facility No.: N/A
Facility Name: Sumter County Landfill
Test Site ID: N/A
Name: MW-6A
Lab Sample ID: T016052-04
Well Type Background
GW Class: GII

Report No.: T016052
Date/Time Sampled: 10/11/01@1215
Date/Time Submitted: 10/11/01@1545
Date Reported: 11/13/2001
DEP Comqap: 980174
Samples Filtered: No
Sampling Method: Pump
Total Pages: 8 Of 14

Storet Code	Parameter Monitored	Units	Pres. Added	Analysis Method	Analysis Result	Data Qualifier	Detection Limits	Analysis Date/Time	DOH Lab ID:	Analyst Init.
01105	Aluminum	ug/l	HNO_3	6010B	1600		200	10/16/01@1718	E82574	KC
01097	Antimony	ug/l	HNO_3	7041	6	U	6	10/26/01@1924	E82574	KC
01002	Arsenic	ug/l	HNO_3	6010B	10	U	10	10/16/01@1718	E82574	KC
01007	Barium	ug/l	HNO_3	6010B	10		10	10/16/01@1718	E82574	KC
01012	Beryllium	ug/l	HNO_3	6010B	3	U	3	10/16/01@1718	E82574	KC
01027	Cadmium	ug/l	HNO_3	6010B	5	U	5	10/16/01@1718	E82574	KC
01034	Chromium	ug/l	HNO_3	6010B	14		10	10/16/01@1718	E82574	KC
01042	Copper	ug/l	HNO_3	6010B	10	U	10	10/16/01@1718	E82574	KC
01045	Iron	ug/l	HNO_3	6010B	220		100	10/16/01@1718	E82574	KC
01051	Lead	ug/l	HNO_3	6010B	5	U	5	10/16/01@1718	E82574	KC
01055	Manganese	ug/l	HNO_3	6010B	10	U	10	10/16/01@1718	E82574	KC
71900	Mercury	ug/l	HNO_3	7470A	0.2	U	0.2	10/17/01@1740	E82574	KC
01067	Nickel	ug/l	HNO_3	6010B	10	U	10	10/16/01@1718	E82574	KC
01147	Selenium	ug/l	HNO_3	6010B	10	U	10	10/16/01@1718	E82574	KC
00929	Sodium	ug/l	HNO_3	6010B	4000		1000	10/16/01@1718	E82574	KC
01077	Silver	ug/l	HNO_3	6010B	10	U	10	10/16/01@1718	E82574	KC
01059	Thallium	ug/l	HNO_3	7841	2	U	2	10/22/01@1842	E82574	KC
01092	Zinc	ug/l	HNO_3	6010B	50	U	50	10/16/01@1718	E82574	KC

Approved By: _____
Michael Cammarata, Laboratory Manager

Advanced Environmental Lab certifies that the test results in this report meet all requirements of Nelac standards.

U = Not Detected Above The Detection Limit

Advanced
Environmental Laboratories, Inc.

5810-D Breckenridge Parkway
Tampa, Florida 33610
(813) 630-9616
FAX (813) 630-4327

Client: Central Testing Lab
723 S 14th St
Leesburg, Fl 34748
Contact: Patricia Snowdon

Project Location: Sumter Co.L.F.
On hill
MW-6A
Project Number:
Matrix: Ground Water

Report Number: T016052
Date Reported: 11/7/2001
Date/TimeSampled: 10/11/01@1215
Date/Time Received: 10/11/01@1545
Compqap: 980174
Total Pages: 18 of 35

RADIOCHEMICAL ANALYSIS
62-550.310(5)
(PWS033)

Parameter ID	Name(MCL)	Sample Number	Analysis Result(pci/l)	Data Qualifier	Error (+/-)	Analytical Method	MDL	Analysis Date	Analyst Initials	DOH Lab ID
4000	Gross Alpha(5.0**)	T016052-04	11.5		1.9	900	2	10/17/2001	MJN	E83033
4020	Radium 226(3.0*)	T016052-04	0.7		0.2	903.1	0.2	10/23/2001	MJN	E83033
4030	Radium 228(5.0*)	T016052-04	1.1	U	0.7	904 Alt	1.1	10/23/2001	MJN	E83033

Approved by:
Michael Cammarata, Laboratory Manager

Advanced Environmental Lab certifies that the test results in this report meet all requirements of Nelac standards.

** *Above 15 requires analysis on Uranium and Radium 226*
* *Radium 226 and 228 cannot exceed 5*
MCL-Maximum Contaminant Level
U-Sample was analyzed for but not detected

Advanced
Environmental Laboratories, Inc.

5810-D Breckenridge Parkway
Tampa, Florida 33610
(813) 630-9616
FAX (813) 630-4327

Client: Central Testing Lab
723 S. 14th St.
Leesburg, Fl 34748
Contact: Patricia Snowdon

Project Location: Sumter Co. L.F
On hill
MW-6A
Project Number:
Matrix: Ground Water

Report Number: T016052
Date Reported: 11/7/2001
Date/TimeSampled: 10/11/01@1215
Sample Pickup: 10/11/01@1450
Date/Time Received: 10/11/01@1545
Total Pages: 7 of 35

Inorganics Analysis
62-550.310(1)
(PWS030)

Parameter ID	Name(MCL)	Sample Number	Analysis Result	Data Qualifier	Units	Analytical Method	Detection Limit Used	Analysis Date/Time	Analyst Init.	DOH Lab ID:
1005	Arsenic(0.05)	T016052-04	0.01	U	mg/L	EPA200.7	0.01	10/16/2001	KC	E82574
1010	Barium(2)	T016052-04	0.01		mg/L	EPA200.7	0.02	10/16/2001	KC	E82574
1015	Cadmium(0.005)	T016052-04	0.005	U	mg/L	EPA200.7	0.005	10/16/2001	KC	E82574
1020	Chromium(0.1)	T016052-04	0.014		mg/L	EPA200.7	0.01	10/16/2001	KC	E82574
1024	Cyanide(0.2)	T016052-04	0.005	U	mg/L	SM4500CNE	0.005	10/16/01@1630	JBH	E84589
1025	Fluoride(4.0)	T016052-04	0.05	U	mg/L	SM4500FC	0.05	10/17/01@1015	JBH	E84589
1030	Lead(0.015)	T016052-04	0.005	U	mg/L	SM3113B	0.005	10/16/2001	KC	E82574
1035	Mercury(0.002)	T016052-04	0.0002	U	mg/L	SM3112B	0.0002	10/16/2001	KC	E82574
1036	Nickel(0.10)	T016052-04	0.01	U	mg/L	EPA200.7	0.01	10/16/2001	KC	E82574
1040	Nitrate(10.0)	T016052-04	5.4		mg/L	4500NO3F	0.05	10/12/01@0846	DMC	E84589
1041	Nitrite(1.0)	T016052-04	0.05	U	mg/L	4500NO3F	0.05	10/12/01@0846	DMC	E84589
1045	Selenium(0.05)	T016052-04	0.01	U	mg/L	SM3113B	0.01	10/16/2001	KC	E82574
1052	Sodium(160)	T016052-04	4		mg/L	EPA200.7	0.5	10/16/2001	KC	E82574
1074	Antimony(0.006)	T016052-04	0.006	U	mg/L	SM3113B	0.006	10/26/2001	KC	E82574
1075	Beryllium(0.004)	T016052-04	0.003	U	mg/L	EPA200.7	0.003	10/16/2001	KC	E82574
1085	Thallium(0.002)	T016052-04	0.002	U	mg/L	EPA200.9	0.002	10/22/2001	KC	E82574

Approved by:
Michael Cammarata, Laboratory Manager

Advanced Environmental Lab certifies that the test results in this report meet all requirements of Nelac standards.

MCL-Maximum Contaminant Level
U-Sample was analyzed for but not detected

Advanced
Environmental Laboratories, Inc.

5810-D Breckenridge Parkway
Tampa, Florida 33610
(813) 630-9616
FAX (813) 630-4327

Client: Central Testing Lab
723 S. 14th St.
Leesburg, Fl 34748
Contact: Patricia Snowdon

Project Location: Sumter Co. L.F
On hill
MW-6A
Project Number:
Matrix: Ground Water

Report Number: T016052
Date Reported: 11/7/2001
Date/TimeSampled: 10/11/01@1215
Sample Pickup: 10/11/01@1450
Date/Time Received: 10/11/01@1545
Total Pages: 8 of 35

Secondary Chemical Analysis
62-550.320(1)
(PWS031)

Parameter ID	Name(MCL)	Sample Number	Analysis Result	Data Qualifier	Units	Analytical Method	Detection Limit Used	Analysis Date/Time	Analyst Init.	DOH Lab ID:
1002	Aluminum(0.2)	T016052-04	1.6		mg/L	EPA200.7	0.2	10/16/2001	KC	E82574
1017	Chloride(250)	T016052-04	1	U	mg/L	SM4500CLE	1	10/15/01@1352	DMC	E84589
1022	Copper(1.0)	T016052-04	0.01	U	mg/L	EPA200.7	0.01	10/16/2001	KC	E82574
1028	Iron(0.3)	T016052-04	0.22		mg/L	EPA200.7	0.1	10/16/2001	KC	E82574
1025	Fluoride(2.0)	T016052-04	0.05	U	mg/L	SM4500FC	0.05	10/17/01@1015	JBH	E84589
1032	Manganese(0.05)	T016052-04	0.01	U	mg/L	EPA200.7	0.01	10/16/2001	KC	E82574
1050	Silver(0.1)	T016052-04	0.01	U	mg/L	EPA200.7	0.01	10/16/2001	KC	E82574
1055	Sulfate(250)	T016052-04	7		mg/L	EPA375.4	1	10/16/01@1000	JBH	E84589
1095	Zinc(5)	T016052-04	0.05	U	mg/L	EPA200.7	0.05	10/16/2001	KC	E82574
1905	Color(15)	T016052-04	30		C.U.	EPA110.2	5	10/12/01@1600	TMH	E84589
1920	Odor(3)	T016052-04	1	U	TON	SM2150B	1	10/12/01@1600	DMC	E84589
1925	pH(6.5-8.5)	T016052-04	7.8		Units	EPA150.1	0.1	10/11/01@1600	JBH	E84589
1930	TDS(500)	T016052-04	190		mg/L	EPA160.1	2	10/15/01@1630	TMH	E84589
2905	Foaming Agents(0	T016052-04	0.059		mg/L	EPA425.1	0.04	10/12/01@1600	JBH	E84589

Approved by: _____
Michael Cammarata, Laboratory Manager

Advanced Environmental Lab certifies that the test results in this report meet all requirements of Nelac standards.

MCL-Maximum Contaminant Level
U-Sample was analyzed for but not detected

Advanced
Environmental Laboratories, Inc.

5810-D Breckenridge Parkway
Tampa, Florida 33610
(813) 630-9616
FAX (813) 630-4327

Client: Central Testing Lab
723 S 14th St
Leesburg, Fl 34748
Contact: Patricia Snowdon

Project Location: Sumter Co L.F
On hill
MW-6A
Project Number:
Matrix: Ground Water

Report Number: T016052
Date Reported: 11/7/2001
Date/TimeSampled: 10/11/01@1215
Date/Time Pickup: 10/11/01@1450
Date/Time Received: 10/11/01@1545
Total Pages: 25 of 35

Volatile Organic Analysis
62-550.310(2)(b)
(PWS028)
Units: mg/L

Parameter ID	Name(MCL)	Sample Number	Analysis Result	Data Qualifier	Analytical Method	Detection Limit Used	Analysis Date/Time	Analyst Initials	DOH Lab ID:
2378	1,2,4,-Trichlorobenzene(70)	T016052-04	0.5	U	502.2	0.5	10/18/2001	KB	E82574
2380	cis-1,2-Dichloroethylene70)	T016052-04	0.5	U	502.2	0.5	10/18/2001	KB	E82574
2955	Xylenes(Total)(10,000)	T016052-04	0.5	U	502.2	0.5	10/18/2001	KB	E82574
2964	Dichloromethane(5)	T016052-04	0.5	U	502.2	0.5	10/18/2001	KB	E82574
2968	o (1,2)-Dichlorobenzene(600)	T016052-04	0.5	U	502.2	0.5	10/18/2001	KB	E82574
2969	p-(1,4)Dichlorobenzene(75)	T016052-04	0.5	U	502.2	0.5	10/18/2001	KB	E82574
2976	Vinyl Chloride(1)	T016052-04	0.5	U	502.2	0.5	10/18/2001	KB	E82574
2977	1,1-Dichloroethylene(7)	T016052-04	0.5	U	502.2	0.5	10/18/2001	KB	E82574
2979	trans-1,2-Dichloroethylene(100)	T016052-04	0.5	U	502.2	0.5	10/18/2001	KB	E82574
2980	1,2-Dichloroethane(3)	T016052-04	0.5	U	502.2	0.5	10/18/2001	KB	E82574
2981	1,1,1-Trichloroethane(200)	T016052-04	0.5	U	502.2	0.5	10/18/2001	KB	E82574
2982	Carbon tetrachloride(3)	T016052-04	0.5	U	502.2	0.5	10/18/2001	KB	E82574
2983	1,2-Dichloropropane(5)	T016052-04	0.5	U	502.2	0.5	10/18/2001	KB	E82574
2984	Trichloroethylene(3)	T016052-04	0.5	U	502.2	0.5	10/18/2001	KB	E82574
2985	1,1,2-Trichloroethane(5)	T016052-04	0.5	U	502.2	0.5	10/18/2001	KB	E82574
2987	Tetrachloroethylene(3)	T016052-04	0.5	U	502.2	0.5	10/18/2001	KB	E82574
2989	Monochlorobenzene(100)	T016052-04	0.5	U	502.2	0.5	10/18/2001	KB	E82574
2990	Benzene(1)	T016052-04	0.5	U	502.2	0.5	10/18/2001	KB	E82574
2991	Toluene(1,000)	T016052-04	0.5	U	502.2	0.5	10/18/2001	KB	E82574
2992	Ethylbenzene(700)	T016052-04	0.5	U	502.2	0.5	10/18/2001	KB	E82574
2996	Styrene(100)	T016052-04	0.5	U	502.2	0.5	10/18/2001	KB	E82574

Approved by: _____
Michael Cammarata, Laboratory Manager

Advanced Environmental Lab certifies that the test results in this report meet all requirements of Nelac standards.

MCL-Maximum Contaminant Level
U-Sample was analyzed for but not detected

Advanced
Environmental Laboratories, Inc.

5810-D Breckenridge Parkway
Tampa, Florida 33610
(813) 630-9616
FAX (813) 630-4327

Client: Central Testing Lab
723 S 14th St
Leesburg, Fl 34748
Contact: Patricia Snowdon

Project Location: Sumter Co L.F.
On hill
MW-6A
Project Number:
Matrix: Groundwater

Chlorine Residual (mg/L):

Report Number: T016052
Date Reported: 11/7/2001
Date/TimeSampled: 10/11/01@1215
Sample Pickup Date/Time: 10/11/01@1450
Date/Time Received: 10/11/01@1545
Lab ID: E84589
Total Pages: 32 of 35

Trihalomethane Analysis
62-550.310(2)(a)
PWS027
Units (ug/l)

Parameter ID	Name(MCL)	Sample Number	Analysis Result	Data Qualifier	Analytical Method	Detection Limit Used	Analysis Date/Time	Analyst Initials	DOH Lab ID:
2942	Bromoform	T016052-04	0.5	U	502.2	0.5	10/18/2001	JPA	E82574
2941	Chloroform	T016052-04	0.5	U	502.2	0.5	10/18/2001	JPA	E82574
2943	Bromodichloromethane	T016052-04	0.5	U	502.2	0.5	10/18/2001	JPA	E82574
2944	Dibromochloromethane	T016052-04	0.5	U	502.2	0.5	10/18/2001	JPA	E82574
2950	Total Trihalomethanes(100)	T016052-04	0.5	U	502.2	0.5	10/18/2001	JPA	E82574

Approved by: _____
Michael Cammarata, Laboratory Manager

Advanced Environmental Lab certifies that the test results in this report meet all requirements of Nelac standards.

MCL-Maximum Contaminant Level
U-Sample was analyzed for but not detected

MR. CHUCK GED
ADVANCED ENVIRONMENTAL LAB**
8936 WESTERN WAY, SUITE 7
JACKSONVILLE, FL 32256

Florida
Certification:
#E83079

ELAB, Inc.

ANALYTICAL REPORT

Submission Number: 110000382
Date Received: 10/13/01
Date Reported: 01/16/02

Client's P.O. Number:
Project Number: T016052-04 MW-6A
Project Name: SUMTER CO. L.F.
Elab Report Name: Finalnew->Final2.RP1

Lab Sample Number: 0110382 4
Client Sample Number: T016052-04 MW-6A
Sample Description: T016052-04 MW-6A

Date Sampled: 10/11/01
Sample Matrix: DRINKING WATER

Method	Analyte	Result	Q	Units	Reporting Limit	Analyst	Date Analyzed	Date Prepared
	DW CHLORINATED PESTICIDES & PCB							
505	PCB 1260	0.10	U	ug/L	0.10	SBA	10/18/01	10/17/01
505	TOTAL PCB'S	0.10	U	ug/L	0.10	SBA	10/18/01	10/17/01
	DRINKING WATER ORGANIC HERBICIDES							
515.1	2,4-D	0.10	U	ug/L	0.10	KHA	10/26/01	10/24/01
515.1	DALAPON	1.0	U	ug/L	1.0	KHA	10/26/01	10/24/01
515.1	DINOSEB	0.20	U	ug/L	0.20	KHA	10/26/01	10/24/01
515.1	PENTACHLOROPHENOL	0.040	U	ug/L	0.040	KHA	10/26/01	10/24/01
515.1	PICLORAM	0.10	U	ug/L	0.10	KHA	10/26/01	10/24/01
515.1	2,4,5-TP (SILVEX)	0.20	U	ug/L	0.20	KHA	10/26/01	10/24/01
	DRINKING WATER ORGANIC CARBAMATES							
531.1	CARBOFURAN	2.0	U	ug/L	2.0	LB	10/16/01	10/16/01
531.1	OXAMYL (VYDATE)	2.0	U	ug/L	2.0	LB	10/16/01	10/16/01
	DW DISINFECTANT BY-PRODUCTS							
504.1	1,2-DIBROMO-3-CHLOROPROPANE	0.020	U	ug/L	0.020	KHA	10/25/01	10/24/01
504.1	ETHYLENE DIBROMIDE	0.010	U	ug/L	0.010	KHA	10/25/01	10/24/01
	DW MISC. SOC'S - GLYPHOSATE							
547	GLYPHOSATE	6.0	U	ug/L	6.0	LB	10/18/01	10/18/01
	DW MISC. SOC'S - ENDOTHALL							
548.1	ENDOTHALL	9.0	U	ug/L	9.0	TKA	10/20/01	10/17/01
	DW MISC. SOC'S - DIQUAT							
549.2	DIQUAT	0.40	U	ug/L	0.40	LB	10/19/01	10/18/01
	DW ADIPATES, PHTHALATES, AND PAH'S							
525.2	BENZO(A)PYRENE	0.10	U	ug/L	0.10	TKA	10/24/01	10/23/01
525.2	DI(2-ETHYLHEXYL)PHTHALATE	2.0	U	ug/L	2.0	TKA	10/24/01	10/23/01
525.2	DI(2-ETHYLHEXYL)ADIPATE	1.6	U	ug/L	1.6	TKA	10/24/01	10/23/01

Data Qualifier Code Key:

U - The analyte was analyzed for, but was not detected above the reported sample quantitation limit.

Florida
Certification:
#E83079

ELAB, Inc.

PESTICIDE/PCB CHEMICAL ANALYSIS

62-550.310(2)C

(PWS029)

Elab Submission Number: 110000382
Sample Identification: T016052-04 MW-6A
Elab Report Name: DERREP->DrinkRep

Parameter ID	[Lab ID]	Name (MCL)	Sample Number	Analysis Result	Q	Units	Analytical Method	Reporting Limit	Analysis Date	Analysis Time
2005	[E83079]	ENDRIN (2.0)	0110382 4	0.010	U	ug/L	505	0.010	10/18/2001	
2010	[E83079]	g-BHC (LINDANE) (0.2)	0110382 4	0.010	U	ug/L	505	0.010	10/18/2001	
2015	[E83079]	METHOXYCHLOR (40)	0110382 4	0.050	U	ug/L	505	0.050	10/18/2001	
2020	[E83079]	TOXAPHENE (3)	0110382 4	0.18	U	ug/L	505	0.18	10/18/2001	
2031	[E83079]	DALAPON (200)	0110382 4	1.0	U	ug/L	515.1	1.0	10/26/2001	
2032	[E83079]	DIQUAT (20)	0110382 4	0.40	U	ug/L	549.2	0.40	10/19/2001	
2033	[E83079]	ENDOTHALL (100)	0110382 4	9.0	U	ug/L	548.1	9.0	10/20/2001	
2034	[E83079]	GLYPHOSATE (700)	0110382 4	6.0	U	ug/L	547	6.0	10/18/2001	
2035	[E83079]	DI(2-ETHYLHEXYL)ADIPATE (400)	0110382 4	1.6	U	ug/L	525.2	1.6	10/24/2001	
2036	[E83079]	OXAMYL (VYDATE) (200)	0110382 4	2.0	U	ug/L	531.1	2.0	10/16/2001	
2037	[E83079]	SIMAZINE (4)	0110382 4	1.5	U	ug/L	505	1.5	10/18/2001	
2039	[E83079]	DI(2-ETHYLHEXYL)PHTHALA (6.0)	0110382 4	2.0	U	ug/L	525.2	2.0	10/24/2001	
2040	[E83079]	PICLORAM (500)	0110382 4	0.10	U	ug/L	515.1	0.10	10/26/2001	
2041	[E83079]	DINOSEB (7.0)	0110382 4	0.20	U	ug/L	515.1	0.20	10/26/2001	
2042	[E83079]	HEXACHLOROCYCLOPENTADIE (50)	0110382 4	0.10	U	ug/L	505	0.10	10/18/2001	
2046	[E83079]	CARBOFURAN (40)	0110382 4	2.0	U	ug/L	531.1	2.0	10/16/2001	
2050	[E83079]	ATRAZINE (3)	0110382 4	1.5	U	ug/L	505	1.5	10/18/2001	
2051	[E83079]	ALACHLOR (2)	0110382 4	1.0	U	ug/L	505	1.0	10/18/2001	
2065	[E83079]	HEPTACHLOR (0.4)	0110382 4	0.030	U	ug/L	505	0.030	10/18/2001	
2067	[E83079]	HEPTACHLOR EPOXIDE (0.2)	0110382 4	0.010	U	ug/L	505	0.010	10/18/2001	
2105	[E83079]	2,4-D (70)	0110382 4	0.10	U	ug/L	515.1	0.10	10/26/2001	
2110	[E83079]	2,4,5-TP (SILVEX) (50)	0110382 4	0.20	U	ug/L	515.1	0.20	10/26/2001	
2274	[E83079]	HEXACHLOROBENZENE (1)	0110382 4	0.10	U	ug/L	505	0.10	10/18/2001	
2306	[E83079]	BENZO(A)PYRENE (0.2)	0110382 4	0.10	U	ug/L	525.2	0.10	10/24/2001	
2326	[E83079]	PENTACHLOROPHENOL (1.0)	0110382 4	0.040	U	ug/L	515.1	0.040	10/26/2001	
2383	[E83079]	TOTAL PCB'S ()	0110382 4	0.10	U	ug/L	505	0.10	10/18/2001	
2388	[E83079]	PCB 1016 (0.5)	0110382 4	0.10	U	ug/L	505	0.10	10/18/2001	
2390	[E83079]	PCB 1221 (0.5)	0110382 4	0.10	U	ug/L	505	0.10	10/18/2001	
2392	[E83079]	PCB 1232 (0.5)	0110382 4	0.10	U	ug/L	505	0.10	10/18/2001	
2394	[E83079]	PCB 1242 (0.5)	0110382 4	0.10	U	ug/L	505	0.10	10/18/2001	
2396	[E83079]	PCB 1248 (0.5)	0110382 4	0.10	U	ug/L	505	0.10	10/18/2001	
2398	[E83079]	PCB 1254 (0.5)	0110382 4	0.10	U	ug/L	505	0.10	10/18/2001	
2400	[E83079]	PCB 1260 (0.5)	0110382 4	0.10	U	ug/L	505	0.10	10/18/2001	
2931	[E83079]	1,2-DIBROMO-3-CHLOROPRO (0.2)	0110382 4	0.020	U	ug/L	504.1	0.020	10/25/2001	
2946	[E83079]	ETHYLENE DIBROMIDE (0.020)	0110382 4	0.010	U	ug/L	504.1	0.010	10/25/2001	
2959	[E83079]	CHLORDANE (2.0)	0110382 4	0.020	U	ug/L	505	0.020	10/18/2001	

Data Qualifier Code Key:

U - The analyte was analyzed for, but was not detected above the report sample quantitation limit.

Mailing - P.O. Box 468 • Ormond Beach, Florida 32175-0468 • Shipping - 8 East Tower Circle • Ormond Beach, Florida 32174
(386) 672-5668 • Fax (386) 673-4001

Puerto Rico: Office (787) 787-0866 • Cellular (787) 390-3505 or (787) 399-4683

Advanced Environmental laboratories, Inc.
5810D Breckenridge Parkway
Tampa, FL 33610

Groundwater Monitoring Report - Part D

Client: Centarl Testing Laboratory
Matrix: Groundwater (GW)
Facility No.: N/A
Facility Name: Sumter County Landfill
Test Site ID: N/A
Name: MW-7
Lab Sample ID: T016052-05
Well Type Detection
GW Class: GII

Report No.: T016052
Date/Time Sampled: 10/11/01@1115
Date/Time Submitted: 10/11/01@1545
Date Reported: 11/13/2001
DEP Comqap: 980174
Samples Filtered: No
Sampling Method: Pump
Total Pages: 9 Of 14

Storet Code	Parameter Monitored	Units	Pres. Added	Analysis Method	Analysis Result	Data Qualifier	Detection Limits	Analysis Date/Time	DOH Lab ID:	Analyst Init.
82545	Static Water Level (Field)	ft	N/A	N/A	47.98		N/A	10/11/01@115	N/A	PS/CC
00094	Specific Conductivity (Field)	umhos./cm	None	N/A	330		N/A	10/11/01@115	N/A	PS/CC
00400	pH (Field)	Units	None	N/A	7.3		N/A	10/11/01@115	N/A	PS/CC
00010	Temperature (Field)	C°	None	N/A	25		N/A	10/11/01@115	N/A	PS/CC
00070	Turbidity(Field)	NTU	None	N/A	67		N/A	10/11/01@115	N/A	PS/CC
00081	Color & Sheens(Field)	CU	None	N/A	Milky		N/A	10/11/01@115	N/A	PS/CC
N/A	Ammonium	mg/L	H_2SO_4	EPA 350.1	0.02	U	0.02	10/16/01@1459	E84589	DMC
00940	Chloride	mg/L	None	SM 4500ClE	1	U	1	10/15/01@1352	E84589	DMC
00720	Cyanide	mg/L	NaOH	SM 4500CNE	0.005	U	0.005	10/16/01@1630	E84589	JBH
38260	Foaming Agents	mg/L	None	EPA 425.1	0.073		0.04	10/12/01@16:00	E84589	JBH
00951	Fluoride	mg/L	None	SM 4500FC	0.05	U	0.05	10/17/01@1015	E84589	JBH
00620	Nitrogen, Nitrate	mg/L	None	SM4500NO3F	4.6		0.05	10/12/01@0846	E84589	DMC
00615	Nitrogen, Nitrite	mg/L	None	SM4500NO3F	0.05	U	0.05	10/12/01@0846	E84589	DMC
00945	Sulfate	mg/L	None	EPA 375.4	1	U	~~1~~ 2	10/16/01@1000	E84589	JBH
70300	TDS	mg/L	None	EPA 160.1	200		2	10/15/01@1630	E84589	TMH
01501	Gross Alpha	pCi/L	HNO_3	EPA 900.0	1.3	U	1.3	10/17/01	E83033	MJN
N/A	Radium 226	pCi/L	HNO_3	EPA 903.1	1.1(+/-0.2)		0.2	10/23/01	E83033	MJN
N/A	Radium 228	pCi/L	HNO_3	EPA Ra-05	1.3	U	1.3	10/23/2001	E83033	MJN

Approved By: _____
Michael Cammarata, Laboratory Manager

Advanced Environmental Lab certifies that the test results in this report meet all requirements of Nelac standards.

U = Not Detected Above The Detection Limit

Advanced Environmental Laboratories, Inc.
5810D Breckenridge Parkway
Tampa, FL 33610

Groundwater Monitoring Report - Part D

Client: Centarl Testing Laboratory
Matrix: Groundwater (GW)
Facility No.: N/A
Facility Name: Sumter County Landfill
Test Site ID: N/A
Name: MW-7
Lab Sample ID: T016052-05
Well Type Detection
GW Class: GII

Report No.: T016052
Date/Time Sampled: 10/11/01@1115
Date/Time Submitted: 10/11/01@1545
Date Reported: 11/13/2001
DEP Comqap: 980174
Samples Filtered: No
Sampling Method: Pump
Total Pages: 10 Of 14

Storet Code	Parameter Monitored	Units	Pres. Added	Analysis Method	Analysis Result	Data Qualifier	Detection Limits	Analysis Date/Time	DOH Lab ID:	Analyst Init.
01105	Aluminum	ug/l	HNO_3	6010B	2300		200	10/16/01@1718	E82574	KC
01097	Antimony	ug/l	HNO_3	7041	6	U	6	10/26/01@1924	E82574	KC
01002	Arsenic	ug/l	HNO_3	6010B	10	U	10	10/16/01@1718	E82574	KC
01007	Barium	ug/l	HNO_3	6010B	16		10	10/16/01@1718	E82574	KC
01012	Beryllium	ug/l	HNO_3	6010B	3	U	3	10/16/01@1718	E82574	KC
01027	Cadmium	ug/l	HNO_3	6010B	5	U	5	10/16/01@1718	E82574	KC
01034	Chromium	ug/l	HNO_3	6010B	15		10	10/16/01@1718	E82574	KC
01042	Copper	ug/l	HNO_3	6010B	10	U	10	10/16/01@1718	E82574	KC
01045	Iron	ug/l	HNO_3	6010B	500		100	10/16/01@1718	E82574	KC
01051	Lead	ug/l	HNO_3	6010B	5	U	5	10/16/01@1718	E82574	KC
01055	Manganese	ug/l	HNO_3	6010B	10	U	10	10/16/01@1718	E82574	KC
71900	Mercury	ug/l	HNO_3	7470A	0.2	U	0.2	10/17/01@1740	E82574	KC
01067	Nickel	ug/l	HNO_3	6010B	10	U	10	10/16/01@1718	E82574	KC
01147	Selenium	ug/l	HNO_3	6010B	10	U	10	10/16/01@1718	E82574	KC
00929	Sodium	ug/l	HNO_3	6010B	4600		1000	10/16/01@1718	E82574	KC
01077	Silver	ug/l	HNO_3	6010B	10	U	10	10/16/01@1718	E82574	KC
01059	Thallium	ug/l	HNO_3	7841	2	U	2	10/22/01@1842	E82574	KC
01092	Zinc	ug/l	HNO_3	6010B	50	U	50	10/16/01@1718	E82574	KC

Approved By: _____
Michael Cammarata, Laboratory Manager

Advanced Environmental Lab certifies that the test results in this report meet all requirements of Nelac standards.

U = Not Detected Above The Detection Limit

Advanced
Environmental Laboratories, Inc.

5810-D Breckenridge Parkway
Tampa, Florida 33610
(813) 630-9616
FAX (813) 630-4327

Client: Central Testing Lab
723 S 14th St
Leesburg, Fl 34748
Contact: Patricia Snowdon

Project Location: Sumter Co L.F
In trees
MW-7
Project Number:
Matrix: Ground Water

Report Number: T016052
Date Reported: 11/7/2001
Date/TimeSampled: 10/11/01@1115
Date/Time Received: 10/11/01@1545
Compqap: 980174
Total Pages: 19 of 35

RADIOCHEMICAL ANALYSIS
62-550.310(5)
(PWS033)

Parameter ID	Name(MCL)	Sample Number	Analysis Result(pci/l)	Data Qualifier	Error (+/-)	Analytical Method	MDL	Analysis Date	Analyst Initials	DOH Lab ID:
4000	Gross Alpha(5.0**)	T016052-05	1.3	U	0.9	900	1.3	10/17/2001	MJN	E83033
4020	Radium 226(3.0*)	T016052-05	1.1		0.2	903.1	0.2	10/23/2001	MJN	E83033
4030	Radium 228(5.0*)	T016052-05	1.3	U	0.9	904 Alt	1.3	10/23/2001	MJN	E83033

Approved by: _____
Michael Cammarata, Laboratory Manager

Advanced Environmental Lab certifies that the test results in this report meet all requirements of Nelac standards.

*** Above 15 requires analysis on Uranium and Radium 226*
**Radium 226 and 228 cannot exceed 5*
MCL-Maximum Contaminant Level
U-Sample was analyzed for but not detected

Advanced
Environmental Laboratories, Inc.

5810-D Breckenridge Parkway
Tampa, Florida 33610
(813) 630-9616
FAX (813) 630-4327

Client: Central Testing Lab
723 S. 14th St.
Leesburg, Fl 34748
Contact: Patricia Snowdon

Project Location: Sumter Co. L.F
In trees
MW-7
Project Number:
Matrix: Ground Water

Report Number: T016052
Date Reported: 11/7/2001
Date/TimeSampled: 10/11/01@1115
Sample Pickup: 10/11/01@1450
Date/Time Received: 10/11/01@1545
Total Pages: 9 of 35

Inorganics Analysis
62-550.310(1)
(PWS030)

Parameter ID	Name(MCL)	Sample Number	Analysis Result	Data Qualifier	Units	Analytical Method	Detection Limit Used	Analysis Date/Time	Analyst Init.	DOH Lab ID
1005	Arsenic(0.05)	T016052-05	0.01	U	mg/L	EPA200.7	0.01	10/16/2001	KC	E82574
1010	Barium(2)	T016052-05	0.016		mg/L	EPA200.7	0.02	10/16/2001	KC	E82574
1015	Cadmium(0.005)	T016052-05	0.005	U	mg/L	EPA200.7	0.005	10/16/2001	KC	E82574
1020	Chromium(0.1)	T016052-05	0.015		mg/L	EPA200.7	0.01	10/16/2001	KC	E82574
1024	Cyanide(0.2)	T016052-05	0.005	U	mg/L	SM4500CNE	0.005	10/16/01@1630	JBH	E84589
1025	Fluoride(4.0)	T016052-05	0.05	U	mg/L	SM4500FC	0.05	10/17/01@1015	JBH	E84589
1030	Lead(0.015)	T016052-05	0.005	U	mg/L	SM3113B	0.005	10/16/2001	KC	E82574
1035	Mercury(0.002)	T016052-05	0.0002	U	mg/L	SM3112B	0.0002	10/16/2001	KC	E82574
1036	Nickel(0.10)	T016052-05	0.01	U	mg/L	EPA200.7	0.01	10/16/2001	KC	E82574
1040	Nitrate(10.0)	T016052-05	4.6		mg/L	4500NO3F	0.05	10/12/01@0846	DMC	E84589
1041	Nitrite(1.0)	T016052-05	0.05	U	mg/L	4500NO3F	0.05	10/12/01@0846	DMC	E84589
1045	Selenium(0.05)	T016052-05	0.01	U	mg/L	SM3113B	0.01	10/16/2001	KC	E82574
1052	Sodium(160)	T016052-05	4.6		mg/L	EPA200.7	0.5	10/16/2001	KC	E82574
1074	Antimony(0.006)	T016052-05	0.006	U	mg/L	SM3113B	0.006	10/26/2001	KC	E82574
1075	Beryllium(0.004)	T016052-05	0.003	U	mg/L	EPA200.7	0.003	10/16/2001	KC	E82574
1085	Thallium(0.002)	T016052-05	0.002	U	mg/L	EPA200.9	0.002	10/22/2001	KC	E82574

Approved by: _____
Michael Cammarata, Laboratory Manager

Advanced Environmental Lab certifies that the test results in this report meet all requirements of Nelac standards.

MCL-Maximum Contaminant Level
U-Sample was analyzed for but not detected

Advanced
Environmental Laboratories, Inc.

5810-D Breckenridge Parkway
Tampa, Florida 33610
(813) 630-9616
FAX (813) 630-4327

Client: Central Testing Lab
723 S. 14th St.
Leesburg, Fl 34748
Contact: Patricia Snowdon

Project Location: Sumter Co. L.F
In trees
MW-7
Project Number:
Matrix: Ground Water

Report Number: T016052
Date Reported: 11/7/2001
Date/TimeSampled: 10/11/01@1115
Sample Pickup: 10/11/01@1450
Date/Time Received: 10/11/01@1545
Total Pages: 10 of 35

Secondary Chemical Analysis
62-550.320(1)
(PWS031)

Parameter ID	Name(MCL)	Sample Number	Analysis Result	Data Qualifier	Units	Analytical Method	Detection Limit Used	Analysis Date/Time	Analyst Init.	DOH Lab ID
1002	Aluminum(0.2)	T016052-05	2.3		mg/L	EPA200.7	0.2	10/16/2001	KC	E82574
1017	Chloride(250)	T016052-05	1	U	mg/L	SM4500CLE	1	10/15/01@1352	DMC	E84589
1022	Copper(1.0)	T016052-05	0.01	U	mg/L	EPA200.7	0.01	10/16/2001	KC	E82574
1028	Iron(0.3)	T016052-05	0.5		mg/L	EPA200.7	0.1	10/16/2001	KC	E82574
1025	Fluoride(2.0)	T016052-05	0.05	U	mg/L	SM4500FC	0.05	10/17/01@1015	JBH	E84589
1032	Manganese(0.05)	T016052-05	0.01	U	mg/L	EPA200.7	0.01	10/16/2001	KC	E82574
1050	Silver(0.1)	T016052-05	0.01	U	mg/L	EPA200.7	0.01	10/16/2001	KC	E82574
1055	Sulfate(250)	T016052-05	1	U	mg/L	EPA375.4	1	10/16/01@1000	JBH	E84589
1095	Zinc(5)	T016052-05	0.05	U	mg/L	EPA200.7	0.05	10/16/2001	KC	E82574
1905	Color(15)	T016052-05	40		C.U.	EPA110.2	5	10/12/01@1600	TMH	E84589
1920	Odor(3)	T016052-05	1	U	TON	SM2150B	1	10/12/01@1600	DMC	E84589
1925	pH(6.5-8.5)	T016052-05	7.7		Units	EPA150.1	0.1	10/11/01@1600	JBH	E84589
1930	TDS(500)	T016052-05	200		mg/L	EPA160.1	2	10/15/01@1630	TMH	E84589
2905	Foaming Agents(0	T016052-05	0.073		mg/L	EPA425.1	0.04	10/12/01@1600	JBH	E84589

Approved by: _____
Michael Cammarata, Laboratory Manager

Advanced Environmental Lab certifies that the test results in this report meet all requirements of Nelac standards.

MCL-Maximum Contaminant Level
U-Sample was analyzed for but not detected

Advanced
Environmental Laboratories, Inc.

5810-D Breckenridge Parkway
Tampa, Florida 33610
(813) 630-9616
FAX (813) 630-4327

Client: Central Testing Lab
723 S 14th St
Leesburg, Fl 34748
Contact: Patricia Snowdon

Project Location: Sumter Co L.F
In trees
MW-7
Project Number:
Matrix: Ground Water

Report Number: T016052
Date Reported: 11/7/2001
Date/TimeSampled: 10/11/01@1115
Date/Time Pickup: 10/11/01@1450
Date/Time Received: 10/11/01@1545
Total Pages: 26 of 35

Volatile Organic Analysis
62-550.310(2)(b)
(PWS028)
Units: mg/L

Parameter ID	Name(MCL)	Sample Number	Analysis Result	Data Qualifier	Analytical Method	Detection Limit Used	Analysis Date/Time	Analyst Initials	DOH Lab ID:
2378	1,2,4,-Trichlorobenzene(70)	T016052-05	0.5	U	502.2	0.5	10/18/2001	KB	E82574
2380	cis-1,2-Dichloroethylene70)	T016052-05	0.5	U	502.2	0.5	10/18/2001	KB	E82574
2955	Xylenes(Total)(10,000)	T016052-05	0.5	U	502.2	0.5	10/18/2001	KB	E82574
2964	Dichloromethane(5)	T016052-05	0.5	U	502.2	0.5	10/18/2001	KB	E82574
2968	o (1,2)-Dichlorobenzene(600)	T016052-05	0.5	U	502.2	0.5	10/18/2001	KB	E82574
2969	p-(1,4)Dichlorobenzene(75)	T016052-05	0.5	U	502.2	0.5	10/18/2001	KB	E82574
2976	Vinyl Chloride(1)	T016052-05	0.5	U	502.2	0.5	10/18/2001	KB	E82574
2977	1,1-Dichloroethylene(7)	T016052-05	0.5	U	502.2	0.5	10/18/2001	KB	E82574
2979	trans-1,2-Dichloroethylene(100)	T016052-05	0.5	U	502.2	0.5	10/18/2001	KB	E82574
2980	1,2-Dichloroethane(3)	T016052-05	0.5	U	502.2	0.5	10/18/2001	KB	E82574
2981	1,1,1-Trichloroethane(200)	T016052-05	0.5	U	502.2	0.5	10/18/2001	KB	E82574
2982	Carbon tetrachloride(3)	T016052-05	0.5	U	502.2	0.5	10/18/2001	KB	E82574
2983	1,2-Dichloropropane(5)	T016052-05	0.5	U	502.2	0.5	10/18/2001	KB	E82574
2984	Trichloroethylene(3)	T016052-05	0.5	U	502.2	0.5	10/18/2001	KB	E82574
2985	1,1,2-Trichloroethane(5)	T016052-05	0.5	U	502.2	0.5	10/18/2001	KB	E82574
2987	Tetrachloroethylene(3)	T016052-05	0.5	U	502.2	0.5	10/18/2001	KB	E82574
2989	Monochlorobenzene(100)	T016052-05	0.5	U	502.2	0.5	10/18/2001	KB	E82574
2990	Benzene(1)	T016052-05	0.5	U	502.2	0.5	10/18/2001	KB	E82574
2991	Toluene(1,000)	T016052-05	0.5	U	502.2	0.5	10/18/2001	KB	E82574
2992	Ethylbenzene(700)	T016052-05	0.5	U	502.2	0.5	10/18/2001	KB	E82574
2996	Styrene(100)	T016052-05	0.5	U	502.2	0.5	10/18/2001	KB	E82574

Approved by:
Michael Cammarata, Laboratory Manager

Advanced Environmental Lab certifies that the test results in this report meet all requirements of Nelac standards.

MCL-Maximum Contaminant Level
U-Sample was analyzed for but not detected

Advanced
Environmental Laboratories, Inc.

5810-D Breckenridge Parkway
Tampa, Florida 33610
(813) 630-9616
FAX (813) 630-4327

Client: Central Testing Lab
723 S 14th St
Leesburg, Fl 34748
Contact: Patricia Snowdon

Project Location: Sumter Co L.F.
In trees
MW-7
Project Number:
Matrix: Groundwater

Chlorine Residual (mg/L):

Report Number: T016052
Date Reported: 11/7/2001
Date/TimeSampled: 10/11/01@1115
Sample Pickup Date/Time: 10/11/01@1450
Date/Time Received: 10/11/01@1545
Lab ID: E84589
Total Pages: 33 of 35

Trihalomethane Analysis
62-550.310(2)(a)
PWS027
Units (ug/l)

Parameter ID	Name(MCL)	Sample Number	Analysis Result	Data Qualifier	Analytical Method	Detection Limit Used	Analysis Date/Time	Analyst Initials	DOH Lab ID:
2942	Bromoform	T016052-05	0.5	U	502.2	0.5	10/18/2001	JPA	E82574
2941	Chloroform	T016052-05	0.5	U	502.2	0.5	10/18/2001	JPA	E82574
2943	Bromodichloromethane	T016052-05	0.5	U	502.2	0.5	10/18/2001	JPA	E82574
2944	Dibromochloromethane	T016052-05	0.5	U	502.2	0.5	10/18/2001	JPA	E82574
2950	Total Trihalomethanes(100)	T016052-05	0.5	U	502.2	0.5	10/18/2001	JPA	E82574

Approved by: _____
Michael Cammarata, Laboratory Manager

Advanced Environmental Lab certifies that the test results in this report meet all requirements of Nelac standards.

MCL-Maximum Contaminant Level
U-Sample was analyzed for but not detected

MR. CHUCK GED
ADVANCED ENVIRONMENTAL LAB**
8936 WESTERN WAY, SUITE 7
JACKSONVILLE, FL 32256

Florida
Certification:
#E83079

ELAB, Inc.

ANALYTICAL REPORT

Submission Number: 110000382
Date Received: 10/13/01
Date Reported: 01/16/02

Client's P.O. Number:
Project Number: T016052-05 MW-7
Project Name: SUMTER CO. L.F.
Elab Report Name: Finalnew->Final2.RP1

Lab Sample Number: 0110382 5
Client Sample Number: T016052-05 MW-7
Sample Description: T016052-05 MW-7

Date Sampled: 10/11/01
Sample Matrix: DRINKING WATER

Method	Analyte	Result	Q	Units	Reporting Limit	Analyst	Date Analyzed	Date Prepared
	DW CHLORINATED PESTICIDES & PCB							
505	ALACHLOR	1.0	U	ug/L	1.0	SBA	10/18/01	10/17/01
505	ATRAZINE	1.5	U	ug/L	1.5	SBA	10/18/01	10/17/01
505	g-BHC (LINDANE)	0.010	U	ug/L	0.010	SBA	10/18/01	10/17/01
505	CHLORDANE	0.020	U	ug/L	0.020	SBA	10/18/01	10/17/01
505	ENDRIN	0.010	U	ug/L	0.010	SBA	10/18/01	10/17/01
505	HEPTACHLOR	0.030	U	ug/L	0.030	SBA	10/18/01	10/17/01
505	HEPTACHLOR EPOXIDE	0.010	U	ug/L	0.010	SBA	10/18/01	10/17/01
505	HEXACHLOROBENZENE	0.10	U	ug/L	0.10	SBA	10/18/01	10/17/01
505	HEXACHLOROCYCLOPENTADIENE	0.10	U	ug/L	0.10	SBA	10/18/01	10/17/01
505	METHOXYCHLOR	0.050	U	ug/L	0.050	SBA	10/18/01	10/17/01
505	SIMAZINE	1.5	U	ug/L	1.5	SBA	10/18/01	10/17/01
505	TOXAPHENE	0.18	U	ug/L	0.18	SBA	10/18/01	10/17/01
505	PCB 1016	0.10	U	ug/L	0.10	SBA	10/18/01	10/17/01
505	PCB 1221	0.10	U	ug/L	0.10	SBA	10/18/01	10/17/01
505	PCB 1232	0.10	U	ug/L	0.10	SBA	10/18/01	10/17/01
505	PCB 1242	0.10	U	ug/L	0.10	SBA	10/18/01	10/17/01
505	PCB 1248	0.10	U	ug/L	0.10	SBA	10/18/01	10/17/01
505	PCB 1254	0.10	U	ug/L	0.10	SBA	10/18/01	10/17/01
505	PCB 1260	0.10	U	ug/L	0.10	SBA	10/18/01	10/17/01
505	TOTAL PCB'S	0.10	U	ug/L	0.10	SBA	10/18/01	10/17/01
	DRINKING WATER ORGANIC HERBICIDES							
515.1	2,4-D	0.10	U	ug/L	0.10	KHA	10/26/01	10/24/01
515.1	DALAPON	1.0	U	ug/L	1.0	KHA	10/26/01	10/24/01
515.1	DINOSEB	0.20	U	ug/L	0.20	KHA	10/26/01	10/24/01
515.1	PENTACHLOROPHENOL	0.040	U	ug/L	0.040	KHA	10/26/01	10/24/01
515.1	PICLORAM	0.10	U	ug/L	0.10	KHA	10/26/01	10/24/01
515.1	2,4,5-TP (SILVEX)	0.20	U	ug/L	0.20	KHA	10/26/01	10/24/01
	DRINKING WATER ORGANIC CARBAMATES							
531.1	CARBOFURAN	2.0	U	ug/L	2.0	LB	10/16/01	10/16/01
531.1	OXAMYL (VYDATE)	2.0	U	ug/L	2.0	LB	10/16/01	10/16/01
	DW DISINFECTANT BY-PRODUCTS							

MR. CHUCK GED
ADVANCED ENVIRONMENTAL LAB**
8936 WESTERN WAY, SUITE 7
JACKSONVILLE, FL 32256

Florida Certification: #E83079
ELAB, Inc.

ANALYTICAL REPORT

Submission Number: 110000382
Date Received: 10/13/01
Date Reported: 01/16/02

Client's P.O. Number:
Project Number: T016052-05 MW-7
Project Name: SUMTER CO. L.F.
Elab Report Name: Finalnew->Final2.RP1

Lab Sample Number: 0110382 5
Client Sample Number: T016052-05 MW-7
Sample Description: T016052-05 MW-7

Date Sampled: 10/11/01
Sample Matrix: DRINKING WATER

Method	Analyte	Result	Q	Units	Reporting Limit	Analyst	Date Analyzed	Date Prepared
	DW DISINFECTANT BY-PRODUCTS							
504.1	1,2-DIBROMO-3-CHLOROPROPANE	0.020	U	ug/L	0.020	KHA	10/25/01	10/24/01
504.1	ETHYLENE DIBROMIDE	0.010	U	ug/L	0.010	KHA	10/25/01	10/24/01
	DW MISC. SOC'S - GLYPHOSATE							
547	GLYPHOSATE	6.0	U	ug/L	6.0	LB	10/18/01	10/18/01
	DW MISC. SOC'S - ENDOTHALL							
548.1	ENDOTHALL	9.0	U	ug/L	9.0	TKA	10/20/01	10/17/01
	DW MISC. SOC'S - DIQUAT							
549.2	DIQUAT	0.40	U	ug/L	0.40	LB	10/19/01	10/18/01
	DW ADIPATES, PHTHALATES, AND PAH'S							
525.2	BENZO(A)PYRENE	0.10	U	ug/L	0.10	TKA	10/24/01	10/23/01
525.2	DI(2-ETHYLHEXYL)PHTHALATE	2.0	U	ug/L	2.0	TKA	10/24/01	10/23/01
525.2	DI(2-ETHYLHEXYL)ADIPATE	1.6	U	ug/L	1.6	TKA	10/24/01	10/23/01

Data Qualifier Code Key:
U - The analyte was analyzed for, but was not detected above the reported sample quantitation limit.

Lab Sample Number: 0110382 6
Client Sample Number: T016052-06 MW-8
Sample Description: T016052-06 MW-8

Date Sampled: 10/11/01
Sample Matrix: DRINKING WATER

Method	Analyte	Result	Q	Units	Reporting Limit	Analyst	Date Analyzed	Date Prepared
	DW CHLORINATED PESTICIDES & PCB							
505	ALACHLOR	1.0	U	ug/L	1.0	SBA	10/18/01	10/17/01
505	ATRAZINE	1.5	U	ug/L	1.5	SBA	10/18/01	10/17/01
505	g-BHC (LINDANE)	0.010	U	ug/L	0.010	SBA	10/18/01	10/17/01
505	CHLORDANE	0.020	U	ug/L	0.020	SBA	10/18/01	10/17/01
505	ENDRIN	0.010	U	ug/L	0.010	SBA	10/18/01	10/17/01
505	HEPTACHLOR	0.030	U	ug/L	0.030	SBA	10/18/01	10/17/01

Florida
Certification:
#E83079

ELAB, Inc.

PESTICIDE/PCB CHEMICAL ANALYSIS

62-550.310(2)C

(PWS029)

Elab Submission Number: 110000382
Sample Identification: T016052-05 MW-7
Elab Report Name: DERREP->DrinkRep

Parameter ID	[Lab ID] Name (MCL)	Sample Number	Result	Q	Units	Analytical Method	Reporting Limit	Analysis Date	Analysis Time
2005	[E83079] ENDRIN (2.0)	0110382 5	0.010	U	ug/L	505	0.010	10/18/2001	
2010	[E83079] g-BHC (LINDANE) (0.2)	0110382 5	0.010	U	ug/L	505	0.010	10/18/2001	
2015	[E83079] METHOXYCHLOR (40)	0110382 5	0.050	U	ug/L	505	0.050	10/18/2001	
2020	[E83079] TOXAPHENE (3)	0110382 5	0.18	U	ug/L	505	0.18	10/18/2001	
2031	[E83079] DALAPON (200)	0110382 5	1.0	U	ug/L	515.1	1.0	10/26/2001	
2032	[E83079] DIQUAT (20)	0110382 5	0.40	U	ug/L	549.2	0.40	10/19/2001	
2033	[E83079] ENDOTHALL (100)	0110382 5	9.0	U	ug/L	548.1	9.0	10/20/2001	
2034	[E83079] GLYPHOSATE (700)	0110382 5	6.0	U	ug/L	547	6.0	10/18/2001	
2035	[E83079] DI(2-ETHYLHEXYL)ADIPATE (400)	0110382 5	1.6	U	ug/L	525.2	1.6	10/24/2001	
2036	[E83079] OXAMYL (VYDATE) (200)	0110382 5	2.0	U	ug/L	531.1	2.0	10/16/2001	
2037	[E83079] SIMAZINE (4)	0110382 5	1.5	U	ug/L	505	1.5	10/18/2001	
2039	[E83079] DI(2-ETHYLHEXYL)PHTHALA (6.0)	0110382 5	2.0	U	ug/L	525.2	2.0	10/24/2001	
2040	[E83079] PICLORAM (500)	0110382 5	0.10	U	ug/L	515.1	0.10	10/26/2001	
2041	[E83079] DINOSEB (7.0)	0110382 5	0.20	U	ug/L	515.1	0.20	10/26/2001	
2042	[E83079] HEXACHLOROCYCLOPENTADIE (50)	0110382 5	0.10	U	ug/L	505	0.10	10/18/2001	
2046	[E83079] CARBOFURAN (40)	0110382 5	2.0	U	ug/L	531.1	2.0	10/16/2001	
2050	[E83079] ATRAZINE (3)	0110382 5	1.5	U	ug/L	505	1.5	10/18/2001	
2051	[E83079] ALACHLOR (2)	0110382 5	1.0	U	ug/L	505	1.0	10/18/2001	
2065	[E83079] HEPTACHLOR (0.4)	0110382 5	0.030	U	ug/L	505	0.030	10/18/2001	
2067	[E83079] HEPTACHLOR EPOXIDE (0.2)	0110382 5	0.010	U	ug/L	505	0.010	10/18/2001	
2105	[E83079] 2,4-D (70)	0110382 5	0.10	U	ug/L	515.1	0.10	10/26/2001	
2110	[E83079] 2,4,5-TP (SILVEX) (50)	0110382 5	0.20	U	ug/L	515.1	0.20	10/26/2001	
2274	[E83079] HEXACHLOROBENZENE (1)	0110382 5	0.10	U	ug/L	505	0.10	10/18/2001	
2306	[E83079] BENZO(A)PYRENE (0.2)	0110382 5	0.10	U	ug/L	525.2	0.10	10/24/2001	
2326	[E83079] PENTACHLOROPHENOL (1.0)	0110382 5	0.040	U	ug/L	515.1	0.040	10/26/2001	
2383	[E83079] TOTAL PCB'S ()	0110382 5	0.10	U	ug/L	505	0.10	10/18/2001	
2388	[E83079] PCB 1016 (0.5)	0110382 5	0.10	U	ug/L	505	0.10	10/18/2001	
2390	[E83079] PCB 1221 (0.5)	0110382 5	0.10	U	ug/L	505	0.10	10/18/2001	
2392	[E83079] PCB 1232 (0.5)	0110382 5	0.10	U	ug/L	505	0.10	10/18/2001	
2394	[E83079] PCB 1242 (0.5)	0110382 5	0.10	U	ug/L	505	0.10	10/18/2001	
2396	[E83079] PCB 1248 (0.5)	0110382 5	0.10	U	ug/L	505	0.10	10/18/2001	
2398	[E83079] PCB 1254 (0.5)	0110382 5	0.10	U	ug/L	505	0.10	10/18/2001	
2400	[E83079] PCB 1260 (0.5)	0110382 5	0.10	U	ug/L	505	0.10	10/18/2001	
2931	[E83079] 1,2-DIBROMO-3-CHLOROPRO (0.2)	0110382 5	0.020	U	ug/L	504.1	0.020	10/25/2001	
2946	[E83079] ETHYLENE DIBROMIDE (0.020)	0110382 5	0.010	U	ug/L	504.1	0.010	10/25/2001	
2959	[E83079] CHLORDANE (2.0)	0110382 5	0.020	U	ug/L	505	0.020	10/18/2001	

Data Qualifier Code Key:

U - The analyte was analyzed for, but was not detected above the report sample quantitation limit

Mailing - P.O. Box 468 • Ormond Beach, Florida 32175-0468 • Shipping - 8 East Tower Circle • Ormond Beach, Florida 32174
(386) 672-5668 • Fax (386) 673-4001

Puerto Rico: Office (787) 787-0866 • Cellular (787) 390-3505 or (787) 399-4683

[redacted]

5810D Breckenridge Parkway
Tampa, FL 33610

Groundwater Monitoring Report - Part D

Client: Centarl Testing Laboratory
Matrix: Groundwater (GW)
Facility No.: N/A
Facility Name: Sumter County Landfill
Test Site ID: N/A
Name: MW-8
Lab Sample ID: T016052-06
Well Type Detection
GW Class: GII

Report No.: T016052
Date/Time Sampled: 10/11/01@1300
Date/Time Submitted: 10/11/01@1545
Date Reported: 11/13/2001
DEP Comqap: 980174
Samples Filtered: No
Sampling Method: Pump
Total Pages: 11 Of 14

Storet Code	Parameter Monitored	Units	Pres. Added	Analysis Method	Analysis Result	Data Qualifier	Detection Limits	Analysis Date/Time	DOH Lab ID:	Analyst Init.
82545	Static Water Level (Field)	ft	N/A	N/A	49.7		N/A	10/11/01@1300	N/A	PS/CC
00094	Specific Conductivity (Field)	umhos./cm	None	N/A	530		N/A	10/11/01@1300	N/A	PS/CC
00400	pH (Field)	Units	None	N/A	7.1		N/A	10/11/01@1300	N/A	PS/CC
00010	Temperature (Field)	C°	None	N/A	27		N/A	10/11/01@1300	N/A	PS/CC
00070	Turbidity(Field)	NTU	None	N/A	0.9		N/A	10/11/01@1300	N/A	PS/CC
00081	Color & Sheens(Field)	CU	None	N/A	Clear		N/A	10/11/01@1300	N/A	PS/CC
N/A	Ammonium	mg/L	H_2SO_4	EPA 350.1	0.052		0.02	10/16/01@1459	E84589	DMC
00940	Chloride	mg/L	None	SM 4500ClE	16		1	10/15/01@1352	E84589	DMC
00720	Cyanide	mg/L	NaOH	SM 4500CNE	0.005	U	0.005	10/16/01@1630	E84589	JBH
38260	Foaming Agents	mg/L	None	EPA 425.1	0.04	U	0.04	10/12/01@16:00	E84589	JBH
00951	Fluoride	mg/L	None	SM 4500FC	0.05	U	0.05	10/17/01@1015	E84589	JBH
00620	Nitrogen, Nitrate	mg/L	None	SM4500NO3F	2.2		0.05	10/12/01@0846	E84589	DMC
00615	Nitrogen, Nitrite	mg/L	None	SM4500NO3F	0.05	U	0.05	10/12/01@0846	E84589	DMC
00945	Sulfate	mg/L	None	EPA 375.4	1	U	1	10/16/01@1000	E84589	JBH
70300	TDS	mg/L	None	EPA 160.1	280		2	10/15/01@1630	E84589	TMH
01501	Gross Alpha	pCi/L	HNO_3	EPA 900.0	1.9(+/-1.2)		1.5	10/17/01	E83033	MJN
N/A	Radium 226	pCi/L	HNO_3	EPA 903.1	0.5(+/-0.2)		0.2	10/23/01	E83033	MJN
N/A	Radium 228	pCi/L	HNO_3	EPA Ra-05	1.2	U	1.2	10/23/2001	E83033	MJN

Approved By:
Michael Cammarata, Laboratory Manager

Advanced Environmental Lab certifies that the test results in this report meet all requirements of Nelac standards.

U = Not Detected Above The Detection Limit

[redacted]
5810D Breckenridge Parkway
Tampa, FL 33610

Groundwater Monitoring Report - Part D

Client: Centarl Testing Laboratory
Matrix: Groundwater (GW)
Facility No.: N/A
Facility Name: Sumter County Landfill
Test Site ID: N/A
Name: MW-8
Lab Sample ID: T016052-06
Well Type Detection
GW Class: GII

Report No.: T016052
Date/Time Sampled: 10/11/01@1300
Date/Time Submitted: 10/11/01@1545
Date Reported: 11/13/2001
DEP Comqap: 980174
Samples Filtered: No
Sampling Method: Pump
Total Pages: 12 Of 14

Storet Code	Parameter Monitored	Units	Pres. Added	Analysis Method	Analysis Result	Data Qualifier	Detection Limits	Analysis Date/Time	DOH Lab ID:	Analyst Init.
01105	Aluminum	ug/l	HNO_3	6010B	200	U	200	10/16/01@1718	E82574	KC
01097	Antimony	ug/l	HNO_3	7041	6	U	6	10/26/01@1924	E82574	KC
01002	Arsenic	ug/l	HNO_3	6010B	10	U	10	10/16/01@1718	E82574	KC
01007	Barium	ug/l	HNO_3	6010B	10	U	10	10/16/01@1718	E82574	KC
01012	Beryllium	ug/l	HNO_3	6010B	3	U	3	10/16/01@1718	E82574	KC
01027	Cadmium	ug/l	HNO_3	6010B	5	U	5	10/16/01@1718	E82574	KC
01034	Chromium	ug/l	HNO_3	6010B	10	U	10	10/16/01@1718	E82574	KC
01042	Copper	ug/l	HNO_3	6010B	10	U	10	10/16/01@1718	E82574	KC
01045	Iron	ug/l	HNO_3	6010B	100	U	100	10/16/01@1718	E82574	KC
01051	Lead	ug/l	HNO_3	6010B	5	U	5	10/16/01@1718	E82574	KC
01055	Manganese	ug/l	HNO_3	6010B	10	U	10	10/16/01@1718	E82574	KC
71900	Mercury	ug/l	HNO_3	7470A	0.2	U	0.2	10/17/01@1740	E82574	KC
01067	Nickel	ug/l	HNO_3	6010B	10	U	10	10/16/01@1718	E82574	KC
01147	Selenium	ug/l	HNO_3	6010B	10	U	10	10/16/01@1718	E82574	KC
00929	Sodium	ug/l	HNO_3	6010B	6900		1000	10/16/01@1718	E82574	KC
01077	Silver	ug/l	HNO_3	6010B	10	U	10	10/16/01@1718	E82574	KC
01059	Thallium	ug/l	HNO_3	7841	2	U	2	10/22/01@1842	E82574	KC
01092	Zinc	ug/l	HNO_3	6010B	50	U	50	10/16/01@1718	E82574	KC

Approved By: _____
Michael Cammarata, Laboratory Manager

Advanced Environmental Lab certifies that the test results in this report meet all requirements of Nelac standards.

U = Not Detected Above The Detection Limit

Advanced
Environmental Laboratories, Inc.

5810-D Breckenridge Parkway
Tampa, Florida 33610
(813) 630-9616
FAX (813) 630-4327

Client: Central Testing Lab
723 S 14th St
Leesburg, Fl 34748
Contact: Patricia Snowdon

Project Location: Sumter Co L.F
Below
MW-8
Project Number:
Matrix: Ground Water

Report Number: T016052
Date Reported: 11/7/2001
Date/TimeSampled: 10/11/01@1300
Date/Time Received: 10/11/01@1545
Compqap: 980174
Total Pages: 20 of 35

RADIOCHEMICAL ANALYSIS
62-550.310(5)
(PWS033)

Parameter ID	Name(MCL)	Sample Number	Analysis Result(pci/l)	Data Qualifier	Error (+/-)	Analytical Method	MDL	Analysis Date	Analyst Initials	DOH Lab ID:
4000	Gross Alpha(5.0**)	T016052-06	1.9		1.2	900	1.5	10/17/2001	MJN	E83033
4020	Radium 226(3.0*)	T016052-06	0.5		0.2	903.1	0.2	10/23/2001	MJN	E83033
4030	Radium 228(5.0*)	T016052-06	1.2	U	0.8	904 Alt	1.2	10/23/2001	MJN	E83033

Approved by: _____
Michael Cammarata, Laboratory Manager

Advanced Environmental Lab certifies that the test results in this report meet all requirements of Nelac standards.

** *Above 15 requires analysis on Uranium and Radium 226*
* *Radium 226 and 228 cannot exceed 5*
MCL-Maximum Contaminant Level
U-Sample was analyzed for but not detected

Advanced
Environmental Laboratories, Inc.

5810-D Breckenridge Parkway
Tampa, Florida 33610
(813) 630-9616
FAX (813) 630-4327

Client: Central Testing Lab
723 S. 14th St.
Leesburg, Fl 34748
Contact: Patricia Snowdon

Project Location: Sumter Co. L.F
Below
MW-8
Project Number:
Matrix: Ground Water

Report Number: T016052
Date Reported: 11/7/2001
Date/TimeSampled: 10/11/01@1300
Sample Pickup: 10/11/01@1450
Date/Time Received: 10/11/01@1545
Total Pages: 11 of 35

Inorganics Analysis
62-550.310(1)
(PWS030)

Parameter ID	Name(MCL)	Sample Number	Analysis Result	Data Qualifier	Units	Analytical Method	Detection Limit Used	Analysis Date/Time	Analyst Init.	DOH Lab ID:
1005	Arsenic(0.05)	T016052-06	0.01	U	mg/L	EPA200.7	0.01	10/16/2001	KC	E82574
1010	Barium(2)	T016052-06	0.02	U	mg/L	EPA200.7	0.02	10/16/2001	KC	E82574
1015	Cadmium(0.005)	T016052-06	0.005	U	mg/L	EPA200.7	0.005	10/16/2001	KC	E82574
1020	Chromium(0.1)	T016052-06	0.01	U	mg/L	EPA200.7	0.01	10/16/2001	KC	E82574
1024	Cyanide(0.2)	T016052-06	0.005	U	mg/L	SM4500CNE	0.005	10/16/01@1630	JBH	E84589
1025	Fluoride(4.0)	T016052-06	0.05	U	mg/L	SM4500FC	0.05	10/17/01@1015	JBH	E84589
1030	Lead(0.015)	T016052-06	0.005	U	mg/L	SM3113B	0.005	10/16/2001	KC	E82574
1035	Mercury(0.002)	T016052-06	0.0002	U	mg/L	SM3112B	0.0002	10/16/2001	KC	E82574
1036	Nickel(0.10)	T016052-06	0.01	U	mg/L	EPA200.7	0.01	10/16/2001	KC	E82574
1040	Nitrate(10.0)	T016052-06	2.2		mg/L	4500NO3F	0.05	10/12/01@0846	DMC	E84589
1041	Nitrite(1.0)	T016052-06	0.05	U	mg/L	4500NO3F	0.05	10/12/01@0846	DMC	E84589
1045	Selenium(0.05)	T016052-06	0.01	U	mg/L	SM3113B	0.01	10/16/2001	KC	E82574
1052	Sodium(160)	T016052-06	6.9		mg/L	EPA200.7	0.5	10/16/2001	KC	E82574
1074	Antimony(0.006)	T016052-06	0.006	U	mg/L	SM3113B	0.006	10/26/2001	KC	E82574
1075	Beryllium(0.004	T016052-06	0.003	U	mg/L	EPA200.7	0.003	10/16/2001	KC	E82574
1085	Thallium(0.002)	T016052-06	0.002	U	mg/L	EPA200.9	0.002	10/22/2001	KC	E82574

Approved by: _____
Michael Cammarata, Laboratory Manager

Advanced Environmental Lab certifies that the test results in this report meet all requirements of Nelac standards.

MCL-Maximum Contaminant Level
U-Sample was analyzed for but not detected

Advanced
Environmental Laboratories, Inc.

5810-D Breckenridge Parkway
Tampa, Florida 33610
(813) 630-9616
FAX (813) 630-4327

Client: Central Testing Lab
723 S. 14th St.
Leesburg, Fl 34748
Contact: Patricia Snowdon

Project Location: Sumter Co. L.F
Below
MW-8
Project Number:
Matrix: Ground Water

Report Number: T016052
Date Reported: 11/7/2001
Date/TimeSampled: 10/11/01@1300
Sample Pickup: 10/11/01@1450
Date/Time Received: 10/11/01@1545
Total Pages: 12 of 35

Secondary Chemical Analysis
62-550.320(1)
(PWS031)

Parameter ID	Name(MCL)	Sample Number	Analysis Result	Data Qualifier	Units	Analytical Method	Detection Limit Used	Analysis Date/Time	Analyst Init.	DOH Lab ID:
1002	Aluminum(0.2)	T016052-06	0.2	U	mg/L	EPA200.7	0.2	10/16/2001	KC	E82574
1017	Chloride(250)	T016052-06	16		mg/L	SM4500CLE	1	10/15/01@1352	DMC	E84589
1022	Copper(1.0)	T016052-06	0.01	U	mg/L	EPA200.7	0.01	10/16/2001	KC	E82574
1028	Iron(0.3)	T016052-06	0.1	U	mg/L	EPA200.7	0.1	10/16/2001	KC	E82574
1025	Fluoride(2.0)	T016052-06	0.05	U	mg/L	SM4500FC	0.05	10/17/01@1015	JBH	E84589
1032	Manganese(0.05)	T016052-06	0.01	U	mg/L	EPA200.7	0.01	10/16/2001	KC	E82574
1050	Silver(0.1)	T016052-06	0.01	U	mg/L	EPA200.7	0.01	10/16/2001	KC	E82574
1055	Sulfate(250)	T016052-06	1	U	mg/L	EPA375.4	1	10/16/01@1000	JBH	E84589
1095	Zinc(5)	T016052-06	0.05	U	mg/L	EPA200.7	0.05	10/16/2001	KC	E82574
1905	Color(15)	T016052-06	5		C.U.	EPA110.2	5	10/12/01@1600	TMH	E84589
1920	Odor(3)	T016052-06	1	U	TON	SM2150B	1	10/12/01@1600	DMC	E84589
1925	pH(6.5-8.5)	T016052-06	7.2		Units	EPA150.1	0.1	10/11/01@1600	JBH	E84589
1930	TDS(500)	T016052-06	280		mg/L	EPA160.1	2	10/15/01@1630	TMH	E84589
2905	Foaming Agents(0	T016052-06	0.04	U	mg/L	EPA425.1	0.04	10/12/01@1600	JBH	E84589

Approved by: _____
Michael Cammarata, Laboratory Manager

Advanced Environmental Lab certifies that the test results in this report meet all requirements of Nelac standards.

MCL-Maximum Contaminant Level
U-Sample was analyzed for but not detected

Advanced
Environmental Laboratories, Inc.

5810-D Breckenridge Parkway
Tampa, Florida 33610
(813) 630-9616
FAX (813) 630-4327

Client: Central Testing Lab
723 S 14th St
Leesburg, Fl 34748
Contact: Patricia Snowdon

Project Location: Sumter Co L.F
Below
MW-8
Project Number:
Matrix: Ground Water

Report Number: T016052
Date Reported: 11/7/2001
Date/TimeSampled: 10/11/01@1300
Date/Time Pickup: 10/11/01@1450
Date/Time Received: 10/11/01@1545
Total Pages: 27 of 35

Volatile Organic Analysis
62-550.310(2)(b)
(PWS028)
Units: mg/L

Parameter ID	Name(MCL)	Sample Number	Analysis Result	Data Qualifier	Analytical Method	Detection Limit Used	Analysis Date/Time	Analyst Initials	DOH Lab ID:
2378	1,2,4,-Trichlorobenzene(70)	T016052-06	0.5	U	502.2	0.5	10/18/2001	KB	E82574
2380	cis-1,2-Dichloroethylene70)	T016052-06	0.5	U	502.2	0.5	10/18/2001	KB	E82574
2955	Xylenes(Total)(10,000)	T016052-06	0.5	U	502.2	0.5	10/18/2001	KB	E82574
2964	Dichloromethane(5)	T016052-06	0.5	U	502.2	0.5	10/18/2001	KB	E82574
2968	o (1,2)-Dichlorobenzene(600)	T016052-06	0.5	U	502.2	0.5	10/18/2001	KB	E82574
2969	p-(1,4)Dichlorobenzene(75)	T016052-06	0.5	U	502.2	0.5	10/18/2001	KB	E82574
2976	Vinyl Chloride(1)	T016052-06	0.5	U	502.2	0.5	10/18/2001	KB	E82574
2977	1,1-Dichloroethylene(7)	T016052-06	0.5	U	502.2	0.5	10/18/2001	KB	E82574
2979	trans-1,2-Dichloroethylene(100)	T016052-06	0.5	U	502.2	0.5	10/18/2001	KB	E82574
2980	1,2-Dichloroethane(3)	T016052-06	0.5	U	502.2	0.5	10/18/2001	KB	E82574
2981	1,1,1-Trichloroethane(200)	T016052-06	0.5	U	502.2	0.5	10/18/2001	KB	E82574
2982	Carbon tetrachloride(3)	T016052-06	0.5	U	502.2	0.5	10/18/2001	KB	E82574
2983	1,2-Dichloropropane(5)	T016052-06	0.5	U	502.2	0.5	10/18/2001	KB	E82574
2984	Trichloroethylene(3)	T016052-06	0.5	U	502.2	0.5	10/18/2001	KB	E82574
2985	1,1,2-Trichloroethane(5)	T016052-06	0.5	U	502.2	0.5	10/18/2001	KB	E82574
2987	Tetrachloroethylene(3)	T016052-06	0.5	U	502.2	0.5	10/18/2001	KB	E82574
2989	Monochlorobenzene(100)	T016052-06	0.5	U	502.2	0.5	10/18/2001	KB	E82574
2990	Benzene(1)	T016052-06	0.5	U	502.2	0.5	10/18/2001	KB	E82574
2991	Toluene(1,000)	T016052-06	0.5	U	502.2	0.5	10/18/2001	KB	E82574
2992	Ethylbenzene(700)	T016052-06	0.5	U	502.2	0.5	10/18/2001	KB	E82574
2996	Styrene(100)	T016052-06	0.5	U	502.2	0.5	10/18/2001	KB	E82574

Approved by: _____
Michael Cammarata, Laboratory Manager

Advanced Environmental Lab certifies that the test results in this report meet all requirements of Nelac standards.

MCL-Maximum Contaminant Level
U-Sample was analyzed for but not detected

Advanced
Environmental Laboratories, Inc.

5810-D Breckenridge Parkway
Tampa, Florida 33610
(813) 630-9616
FAX (813) 630-4327

Client: Central Testing Lab
723 S 14th St
Leesburg, Fl 34748
Contact: Patricia Snowdon

Project Location: Sumter Co L.F.
Below
MW-8
Project Number:
Matrix: Groundwater

Chlorine Residual (mg/L):

Report Number: T016052
Date Reported: 11/7/2001
Date/TimeSampled: 10/11/01@1300
Sample Pickup Date/Time: 10/11/01@1450
Date/Time Received: 10/11/01@1545
Lab ID: E84589
Total Pages: 34 of 35

Trihalomethane Analysis
62-550.310(2)(a)
PWS027
Units (ug/l)

Parameter ID	Name(MCL)	Sample Number	Analysis Result	Data Qualifier	Analytical Method	Detection Limit Used	Analysis Date/Time	Analyst Initials	DOH Lab ID:
2942	Bromoform	T016052-06	0.5	U	502.2	0.5	10/18/2001	JPA	E82574
2941	Chloroform	T016052-06	0.5	U	502.2	0.5	10/18/2001	JPA	E82574
2943	Bromodichloromethane	T016052-06	0.5	U	502.2	0.5	10/18/2001	JPA	E82574
2944	Dibromochloromethane	T016052-06	0.5	U	502.2	0.5	10/18/2001	JPA	E82574
2950	Total Trihalomethanes(100)	T016052-06	0.5	U	502.2	0.5	10/18/2001	JPA	E82574

Approved by:
Michael Cammarata, Laboratory Manager

Advanced Environmental Lab certifies that the test results in this report meet all requirements of Nelac standards.

MCL-Maximum Contaminant Level
U-Sample was analyzed for but not detected

MR. CHUCK GED
ADVANCED ENVIRONMENTAL LAB**
8936 WESTERN WAY, SUITE 7
JACKSONVILLE, FL 32256

Florida
Certification:
#E83079

ELAB, Inc.

ANALYTICAL REPORT

Submission Number: 110000382
Date Received: 10/13/01
Date Reported: 01/16/02

Client's P.O. Number:
Project Number: T016052-06 MW-8
Project Name: SUMTER CO. L.F.
Elab Report Name: Finalnew->Final2.RP1

Lab Sample Number: 0110382 6
Client Sample Number: T016052-06 MW-8
Sample Description: T016052-06 MW-8

Date Sampled: 10/11/01
Sample Matrix: DRINKING WATER

Method	Analyte	Result	Q	Units	Reporting Limit	Analyst	Date Analyzed	Date Prepared
	DW CHLORINATED PESTICIDES & PCB							
505	HEPTACHLOR EPOXIDE	0.010	U	ug/L	0.010	SBA	10/18/01	10/17/01
505	HEXACHLOROBENZENE	0.10	U	ug/L	0.10	SBA	10/18/01	10/17/01
505	HEXACHLOROCYCLOPENTADIENE	0.10	U	ug/L	0.10	SBA	10/18/01	10/17/01
505	METHOXYCHLOR	0.050	U	ug/L	0.050	SBA	10/18/01	10/17/01
505	SIMAZINE	1.5	U	ug/L	1.5	SBA	10/18/01	10/17/01
505	TOXAPHENE	0.18	U	ug/L	0.18	SBA	10/18/01	10/17/01
505	PCB 1016	0.10	U	ug/L	0.10	SBA	10/18/01	10/17/01
505	PCB 1221	0.10	U	ug/L	0.10	SBA	10/18/01	10/17/01
505	PCB 1232	0.10	U	ug/L	0.10	SBA	10/18/01	10/17/01
505	PCB 1242	0.10	U	ug/L	0.10	SBA	10/18/01	10/17/01
505	PCB 1248	0.10	U	ug/L	0.10	SBA	10/18/01	10/17/01
505	PCB 1254	0.10	U	ug/L	0.10	SBA	10/18/01	10/17/01
505	PCB 1260	0.10	U	ug/L	0.10	SBA	10/18/01	10/17/01
505	TOTAL PCB'S	0.10	U	ug/L	0.10	SBA	10/18/01	10/17/01
	DRINKING WATER ORGANIC HERBICIDES							
515.1	2,4-D	0.10	U	ug/L	0.10	KHA	10/26/01	10/24/01
515.1	DALAPON	1.0	U	ug/L	1.0	KHA	10/26/01	10/24/01
515.1	DINOSEB	0.20	U	ug/L	0.20	KHA	10/26/01	10/24/01
515.1	PENTACHLOROPHENOL	0.040	U	ug/L	0.040	KHA	10/26/01	10/24/01
515.1	PICLORAM	0.10	U	ug/L	0.10	KHA	10/26/01	10/24/01
515.1	2,4,5-TP (SILVEX)	0.20	U	ug/L	0.20	KHA	10/26/01	10/24/01
	DRINKING WATER ORGANIC CARBAMATES							
531.1	CARBOFURAN	2.0	U	ug/L	2.0	LB	10/16/01	10/16/01
531.1	OXAMYL (VYDATE)	2.0	U	ug/L	2.0	LB	10/16/01	10/16/01
	DW DISINFECTANT BY-PRODUCTS							
504.1	1,2-DIBROMO-3-CHLOROPROPANE	0.020	U	ug/L	0.020	KHA	10/25/01	10/24/01
504.1	ETHYLENE DIBROMIDE	0.010	U	ug/L	0.010	KHA	10/25/01	10/24/01
	DW MISC. SOC'S - GLYPHOSATE							
547	GLYPHOSATE	6.0	U	ug/L	6.0	LB	10/18/01	10/18/01
	DW MISC. SOC'S - ENDOTHALL							
548.1	ENDOTHALL	9.0	U	ug/L	9.0	TKA	10/20/01	10/17/01

MR. CHUCK GED
ADVANCED ENVIRONMENTAL LAB**
8936 WESTERN WAY, SUITE 7
JACKSONVILLE, FL 32256

Florida Certification #E83079
ELAB, Inc.

ANALYTICAL REPORT

Submission Number: 110000382
Date Received: 10/13/01
Date Reported: 01/16/02

Client's P.O. Number:
Project Number: T016052-06 MW-8
Project Name: SUMTER CO. L.F.
Elab Report Name: Finalnew->Final2.RP1

Lab Sample Number: 0110382 6
Client Sample Number: T016052-06 MW-8
Sample Description: T016052-06 MW-8

Date Sampled: 10/11/01
Sample Matrix: DRINKING WATER

Method	Analyte	Result	Q	Units	Reporting Limit	Analyst	Date Analyzed	Prepared
	DW MISC. SOC'S - DIQUAT							
549.2	DIQUAT	0.40	U	ug/L	0.40	LB	10/19/01	10/18/01
	DW ADIPATES, PHTHALATES, AND PAH'S							
525.2	BENZO(A)PYRENE	0.10	U	ug/L	0.10	TKA	10/24/01	10/23/01
525.2	DI(2-ETHYLHEXYL)PHTHALATE	2.0	U	ug/L	2.0	TKA	10/24/01	10/23/01
525.2	DI(2-ETHYLHEXYL)ADIPATE	1.6	U	ug/L	1.6	TKA	10/24/01	10/23/01

Data Qualifier Code Key:
U - The analyte was analyzed for, but was not detected above the reported sample quantitation limit.

Lab Sample Number: 0110382 7
Client Sample Number: T016052-07 MW-9
Sample Description: T016052-07 MW-9

Date Sampled: 10/11/01
Sample Matrix: DRINKING WATER

Method	Analyte	Result	Q	Units	Reporting Limit	Analyst	Date Analyzed	Prepared
	DW CHLORINATED PESTICIDES & PCB							
505	ALACHLOR	1.0	U	ug/L	1.0	SBA	10/18/01	10/17/01
505	ATRAZINE	1.5	U	ug/L	1.5	SBA	10/18/01	10/17/01
505	g-BHC (LINDANE)	0.010	U	ug/L	0.010	SBA	10/18/01	10/17/01
505	CHLORDANE	0.020	U	ug/L	0.020	SBA	10/18/01	10/17/01
505	ENDRIN	0.010	U	ug/L	0.010	SBA	10/18/01	10/17/01
505	HEPTACHLOR	0.030	U	ug/L	0.030	SBA	10/18/01	10/17/01
505	HEPTACHLOR EPOXIDE	0.010	U	ug/L	0.010	SBA	10/18/01	10/17/01
505	HEXACHLOROBENZENE	0.10	U	ug/L	0.10	SBA	10/18/01	10/17/01
505	HEXACHLOROCYCLOPENTADIENE	0.10	U	ug/L	0.10	SBA	10/18/01	10/17/01
505	METHOXYCHLOR	0.050	U	ug/L	0.050	SBA	10/18/01	10/17/01
505	SIMAZINE	1.5	U	ug/L	1.5	SBA	10/18/01	10/17/01
505	TOXAPHENE	0.18	U	ug/L	0.18	SBA	10/18/01	10/17/01
505	PCB 1016	0.10	U	ug/L	0.10	SBA	10/18/01	10/17/01

Florida
Certification:
#E83079

ELAB, Inc.

PESTICIDE/PCB CHEMICAL ANALYSIS

62-550.310(2)C

(PWS029)

Elab Submission Number: 110000382
Sample Identification: T016052-06 MW-8
Elab Report Name: DERREP->DrinkRep

Parameter ID	[Lab ID] Name (MCL)	Sample Number	Analysis Result	Q	Units	Analytical Method	Reporting Limit	Analysis Date	Analysis Time
2005	[E83079] ENDRIN (2.0)	0110382 6	0.010	U	ug/L	505	0.010	10/18/2001	
2010	[E83079] g-BHC (LINDANE) (0.2)	0110382 6	0.010	U	ug/L	505	0.010	10/18/2001	
2015	[E83079] METHOXYCHLOR (40)	0110382 6	0.050	U	ug/L	505	0.050	10/18/2001	
2020	[E83079] TOXAPHENE (3)	0110382 6	0.18	U	ug/L	505	0.18	10/18/2001	
2031	[E83079] DALAPON (200)	0110382 6	1.0	U	ug/L	515.1	1.0	10/26/2001	
2032	[E83079] DIQUAT (20)	0110382 6	0.40	U	ug/L	549.2	0.40	10/19/2001	
2033	[E83079] ENDOTHALL (100)	0110382 6	9.0	U	ug/L	548.1	9.0	10/20/2001	
2034	[E83079] GLYPHOSATE (700)	0110382 6	6.0	U	ug/L	547	6.0	10/18/2001	
2035	[E83079] DI(2-ETHYLHEXYL)ADIPATE (400)	0110382 6	1.6	U	ug/L	525.2	1.6	10/24/2001	
2036	[E83079] OXAMYL (VYDATE) (200)	0110382 6	2.0	U	ug/L	531.1	2.0	10/16/2001	
2037	[E83079] SIMAZINE (4)	0110382 6	1.5	U	ug/L	505	1.5	10/18/2001	
2039	[E83079] DI(2-ETHYLHEXYL)PHTHALA (6.0)	0110382 6	2.0	U	ug/L	525.2	2.0	10/24/2001	
2040	[E83079] PICLORAM (500)	0110382 6	0.10	U	ug/L	515.1	0.10	10/26/2001	
2041	[E83079] DINOSEB (7.0)	0110382 6	0.20	U	ug/L	515.1	0.20	10/26/2001	
2042	[E83079] HEXACHLOROCYCLOPENTADIE (50)	0110382 6	0.10	U	ug/L	505	0.10	10/18/2001	
2046	[E83079] CARBOFURAN (40)	0110382 6	2.0	U	ug/L	531.1	2.0	10/16/2001	
2050	[E83079] ATRAZINE (3)	0110382 6	1.5	U	ug/L	505	1.5	10/18/2001	
2051	[E83079] ALACHLOR (2)	0110382 6	1.0	U	ug/L	505	1.0	10/18/2001	
2065	[E83079] HEPTACHLOR (0.4)	0110382 6	0.030	U	ug/L	505	0.030	10/18/2001	
2067	[E83079] HEPTACHLOR EPOXIDE (0.2)	0110382 6	0.010	U	ug/L	505	0.010	10/18/2001	
2105	[E83079] 2,4-D (70)	0110382 6	0.10	U	ug/L	515.1	0.10	10/26/2001	
2110	[E83079] 2,4,5-TP (SILVEX) (50)	0110382 6	0.20	U	ug/L	515.1	0.20	10/26/2001	
2274	[E83079] HEXACHLOROBENZENE (1)	0110382 6	0.10	U	ug/L	505	0.10	10/18/2001	
2306	[E83079] BENZO(A)PYRENE (0.2)	0110382 6	0.10	U	ug/L	525.2	0.10	10/24/2001	
2326	[E83079] PENTACHLOROPHENOL (1.0)	0110382 6	0.040	U	ug/L	515.1	0.040	10/26/2001	
2383	[E83079] TOTAL PCB'S ()	0110382 6	0.10	U	ug/L	505	0.10	10/18/2001	
2388	[E83079] PCB 1016 (0.5)	0110382 6	0.10	U	ug/L	505	0.10	10/18/2001	
2390	[E83079] PCB 1221 (0.5)	0110382 6	0.10	U	ug/L	505	0.10	10/18/2001	
2392	[E83079] PCB 1232 (0.5)	0110382 6	0.10	U	ug/L	505	0.10	10/18/2001	
2394	[E83079] PCB 1242 (0.5)	0110382 6	0.10	U	ug/L	505	0.10	10/18/2001	
2396	[E83079] PCB 1248 (0.5)	0110382 6	0.10	U	ug/L	505	0.10	10/18/2001	
2398	[E83079] PCB 1254 (0.5)	0110382 6	0.10	U	ug/L	505	0.10	10/18/2001	
2400	[E83079] PCB 1260 (0.5)	0110382 6	0.10	U	ug/L	505	0.10	10/18/2001	
2931	[E83079] 1,2-DIBROMO-3-CHLOROPRO (0.2)	0110382 6	0.020	U	ug/L	504.1	0.020	10/25/2001	
2946	[E83079] ETHYLENE DIBROMIDE (0.020)	0110382 6	0.010	U	ug/L	504.1	0.010	10/25/2001	
2959	[E83079] CHLORDANE (2.0)	0110382 6	0.020	U	ug/L	505	0.020	10/18/2001	

Data Qualifier Code Key:

U The analyte was analyzed for, but was not detected above the report sample quantitation limit.

Mailing - P.O. Box 468 • Ormond Beach, Florida 32175-0468 • Shipping - 8 East Tower Circle • Ormond Beach, Florida 32174
(386) 672-5668 • Fax (386) 673-4001

Puerto Rico: Office (787) 787-0866 • Cellular (787) 390-3505 or (787) 399-4683

Advanced Environmental laboratories, Inc.
5810D Breckenridge Parkway
Tampa, FL 33610

Groundwater Monitoring Report - Part D

Client: Centarl Testing Laboratory
Matrix: Groundwater (GW)
Facility No.: N/A
Facility Name: Sumter County Landfill
Test Site ID: N/A
Name: MW-9
Lab Sample ID: T016052-07
Well Type Detection
GW Class: GII

Report No.: T016052
Date/Time Sampled: 10/11/01@1330
Date/Time Submitted: 10/11/01@1545
Date Reported: 11/13/2001
DEP Comqap: 980174
Samples Filtered: No
Sampling Method: Pump
Total Pages: 13 Of 14

Storet Code	Parameter Monitored	Units	Pres. Added	Analysis Method	Analysis Result	Data Qualifier	Detection Limits	Analysis Date/Time	DOH Lab ID:	Analyst In
82545	Static Water Level (Field)	ft	N/A	N/A	48.05		N/A	10/11/01@1330	N/A	PS/CC
00094	Specific Conductivity (Field)	umhos./cm	None	N/A	880		N/A	10/11/01@1330	N/A	PS/CC
00400	pH (Field)	Units	None	N/A	6.5		N/A	10/11/01@1330	N/A	PS/CC
00010	Temperature (Field)	C°	None	N/A	27		N/A	10/11/01@1330	N/A	PS/CC
00070	Turbidity(Field)	NTU	None	N/A	1		N/A	10/11/01@1330	N/A	PS/CC
00081	Color & Sheens(Field)	CU	None	N/A	Clear		N/A	10/11/01@1330	N/A	PS/CC
N/A	Ammonium	mg/L	H_2SO_4	EPA 350.1	0.02	U	0.02	10/16/01@1459	E84589	DMC
00940	Chloride	mg/L	None	SM 4500ClE	1	U	1	10/15/01@1352	E84589	DMC
00720	Cyanide	mg/L	NaOH	SM 4500CNE	0.005	U	0.005	10/16/01@1630	E84589	JBH
38260	Foaming Agents	mg/L	None	EPA 425.1	0.04	U	0.04	10/12/01@16:00	E84589	JBH
00951	Fluoride	mg/L	None	SM 4500FC	0.05	U	0.05	10/17/01@1015	E84589	JBH
00620	Nitrogen, Nitrate	mg/L	None	SM4500NO3F	0.05	U	0.05	10/12/01@0846	E84589	DM
00615	Nitrogen, Nitrite	mg/L	None	SM4500NO3F	0.05	U	0.05	10/12/01@0846	E84589	DMC
00945	Sulfate	mg/L	None	EPA 375.4	1	U	1 ~~2~~	10/16/01@1000	E84589	JBH
70300	TDS	mg/L	None	EPA 160.1	510		2	10/15/01@1630	E84589	TMH
01501	Gross Alpha	pCi/L	HNO_3	EPA 900.0	2.9(+/-1.2)		1.7	10/17/01	E83033	MJN
N/A	Radium 226	pCi/L	HNO_3	EPA 903.1	2.3(+/-0.3)		0.2	10/23/01	E83033	MJN
N/A	Radium 228	pCi/L	HNO_3	EPA Ra-05	1.3	U	1.3	10/23/2001	E83033	MJN

Approved By:
Michael Cammarata, Laboratory Manager

Advanced Environmental Lab certifies that the test results in this report meet all requirements of Nelac standards.

U = Not Detected Above The Detection Limit

Advanced Environmental laboratories, Inc.
5810D Breckenridge Parkway
Tampa, FL 33610

Groundwater Monitoring Report - Part D

Client: Centarl Testing Laboratory
Matrix: Groundwater (GW)
Facility No.: N/A
Facility Name: Sumter County Landfill
Test Site ID: N/A
Name: MW-9
Lab Sample ID: T016052-07
Well Type Detection
GW Class: GII

Report No.: T016052
Date/Time Sampled: 10/11/01@1330
Date/Time Submitted: 10/11/01@1545
Date Reported: 11/13/2001
DEP Comqap: 980174
Samples Filtered: No
Sampling Method: Pump
Total Pages: 14 Of 14

Storet Code	Parameter Monitored	Units	Pres. Added	Analysis Method	Analysis Result	Data Qualifier	Detection Limits	Analysis Date/Time	DOH Lab ID:	Analyst Ini.
01105	Aluminum	ug/l	HNO_3	6010B	200	U	200	10/16/01@1718	E82574	KC
01097	Antimony	ug/l	HNO_3	7041	6	U	6	10/26/01@1924	E82574	KC
01002	Arsenic	ug/l	HNO_3	6010B	10	U	10	10/16/01@1718	E82574	KC
01007	Barium	ug/l	HNO_3	6010B	11		10	10/16/01@1718	E82574	KC
01012	Beryllium	ug/l	HNO_3	6010B	3	U	3	10/16/01@1718	E82574	KC
01027	Cadmium	ug/l	HNO_3	6010B	5	U	5	10/16/01@1718	E82574	KC
01034	Chromium	ug/l	HNO_3	6010B	10	U	10	10/16/01@1718	E82574	KC
01042	Copper	ug/l	HNO_3	6010B	10	U	10	10/16/01@1718	E82574	KC
01045	Iron	ug/l	HNO_3	6010B	420		100	10/16/01@1718	E82574	KC
01051	Lead	ug/l	HNO_3	6010B	5	U	5	10/16/01@1718	E82574	KC
01055	Manganese	ug/l	HNO_3	6010B	47		10	10/16/01@1718	E82574	KC
71900	Mercury	ug/l	HNO_3	7470A	0.2	U	0.2	10/17/01@1740	E82574	KC
01067	Nickel	ug/l	HNO_3	6010B	11		10	10/16/01@1718	E82574	KC
01147	Selenium	ug/l	HNO_3	6010B	10	U	10	10/16/01@1718	E82574	KC
00929	Sodium	ug/l	HNO_3	6010B	9000		1000	10/16/01@1718	E82574	KC
01077	Silver	ug/l	HNO_3	6010B	10	U	10	10/16/01@1718	E82574	KC
01059	Thallium	ug/l	HNO_3	7841	2	U	2	10/22/01@1842	E82574	KC
01092	Zinc	ug/l	HNO_3	6010B	50	U	50	10/16/01@1718	E82574	KC

Approved By: _____
Michael Cammarata, Laboratory Manager

Advanced Environmental Lab certifies that the test results in this report meet all requirements of Nelac standards.

U = Not Detected Above The Detection Limit

Advanced
Environmental Laboratories, Inc.

5810-D Breckenridge Parkway
Tampa, Florida 33610
(813) 630-9616
FAX (813) 630-4327

Client: Central Testing Lab
723 S 14th St
Leesburg, Fl 34748
Contact: Patricia Snowdon

Project Location: Sumter Co L.F
Back Side
MW-9
Project Number:
Matrix: Ground Water

Report Number: T016052
Date Reported: 11/7/2001
Date/TimeSampled: 10/11/01@1330
Date/Time Received: 10/11/01@1545
Compqap: 980174
Total Pages: 21 of 35

RADIOCHEMICAL ANALYSIS
62-550.310(5)
(PWS033)

Parameter ID	Name(MCL)	Sample Number	Analysis Result(pci/l)	Data Qualifier	Error (+/-)	Analytical Method	MDL	Analysis Date	Analyst Initials	DOH Lab ID:
4000	Gross Alpha(5.0**)	T016052-07	2.9		1.2	900	1.7	10/17/2001	MJN	E83033
4020	Radium 226(3.0*)	T016052-07	2.3		0.3	903.1	0.2	10/23/2001	MJN	E83033
4030	Radium 228(5.0*)	T016052-07	1.3	U	0.8	904 Alt	1.3	10/23/2001	MJN	E83033

Approved by:
Michael Cammarata, Laboratory Manager

Advanced Environmental Lab certifies that the test results in this report meet all requirements of Nelac standards.

*** Above 15 requires analysis on Uranium and Radium 226*
**Radium 226 and 228 cannot exceed 5*
MCL-Maximum Contaminant Level
U-Sample was analyzed for but not detected

Advanced
Environmental Laboratories, Inc.

5810-D Breckenridge Parkway
Tampa, Florida 33610
(813) 630-9616
FAX (813) 630-4327

Client: Central Testing Lab
723 S. 14th St.
Leesburg, Fl 34748

Contact: Patricia Snowdon

Project Location: Sumter Co. L.F
Back Side
MW-9

Project Number:

Matrix: Ground Water

Report Number: T016052
Date Reported: 11/7/2001
Date/TimeSampled: 10/11/01@1330
Sample Pickup: 10/11/01@1450
Date/Time Received: 10/11/01@1545
Total Pages: 13 of 35

Inorganics Analysis
62-550.310(1)
(PWS030)

Parameter ID	Name(MCL)	Sample Number	Analysis Result	Data Qualifier	Units	Analytical Method	Detection Limit Used	Analysis Date/Time	Analyst Init.	DOH Lab ID:
1005	Arsenic(0.05)	T016052-07	0.01	U	mg/L	EPA200.7	0.01	10/16/2001	KC	E82574
1010	Barium(2)	T016052-07	0.011		mg/L	EPA200.7	0.02	10/16/2001	KC	E82574
1015	Cadmium(0.005)	T016052-07	0.005	U	mg/L	EPA200.7	0.005	10/16/2001	KC	E82574
1020	Chromium(0.1)	T016052-07	0.01	U	mg/L	EPA200.7	0.01	10/16/2001	KC	E82574
1024	Cyanide(0.2)	T016052-07	0.005	U	mg/L	SM4500CNE	0.005	10/16/01@1630	JBH	E84589
1025	Fluoride(4.0)	T016052-07	0.05	U	mg/L	SM4500FC	0.05	10/17/01@1015	JBH	E84589
1030	Lead(0.015)	T016052-07	0.005	U	mg/L	SM3113B	0.005	10/16/2001	KC	E82574
1035	Mercury(0.002)	T016052-07	0.0002	U	mg/L	SM3112B	0.0002	10/16/2001	KC	E82574
1036	Nickel(0.10)	T016052-07	0.011		mg/L	EPA200.7	0.01	10/16/2001	KC	E82574
1040	Nitrate(10.0)	T016052-07	0.05	U	mg/L	4500NO3F	0.05	10/12/01@0846	DMC	E84589
1041	Nitrite(1.0)	T016052-07	0.05	U	mg/L	4500NO3F	0.05	10/12/01@0846	DMC	E84589
1045	Selenium(0.05)	T016052-07	0.01	U	mg/L	SM3113B	0.01	10/16/2001	KC	E82574
1052	Sodium(160)	T016052-07	9		mg/L	EPA200.7	0.5	10/16/2001	KC	E82574
1074	Antimony(0.006)	T016052-07	0.006	U	mg/L	SM3113B	0.006	10/26/2001	KC	E82574
1075	Beryllium(0.004)	T016052-07	0.003	U	mg/L	EPA200.7	0.003	10/16/2001	KC	E82574
1085	Thallium(0.002)	T016052-07	0.002	U	mg/L	EPA200.9	0.002	10/22/2001	KC	E82574

Approved by: _____
Michael Cammarata, Laboratory Manager

Advanced Environmental Lab certifies that the test results in this report meet all requirements of Nelac standards.

MCL-Maximum Contaminant Level
U-Sample was analyzed for but not detected

Advanced
Environmental Laboratories, Inc.

5810-D Breckenridge Parkway
Tampa, Florida 33610
(813) 630-9616
FAX (813) 630-4327

Client: Central Testing Lab
723 S. 14th St.
Leesburg, Fl 34748
Contact: Patricia Snowdon

Project Location: Sumter Co. L.F
Back Side
MW-9
Project Number:
Matrix: Ground Water

Report Number: T016052
Date Reported: 11/7/2001
Date/TimeSampled: 10/11/01@1330
Sample Pickup: 10/11/01@1450
Date/Time Received: 10/11/01@1545
Total Pages: 14 of 35

Secondary Chemical Analysis
62-550.320(1)
(PWS031)

Parameter ID	Name(MCL)	Sample Number	Analysis Result	Data Qualifier	Units	Analytical Method	Detection Limit Used	Analysis Date/Time	Analyst Init.	DOH Lab ID:
1002	Aluminum(0.2)	T016052-07	0.2	U	mg/L	EPA200.7	0.2	10/16/2001	KC	E82574
1017	Chloride(250)	T016052-07	1	U	mg/L	SM4500CLE	1	10/15/01@1352	DMC	E84589
1022	Copper(1.0)	T016052-07	0.01	U	mg/L	EPA200.7	0.01	10/16/2001	KC	E82574
1028	Iron(0.3)	T016052-07	0.42		mg/L	EPA200.7	0.1	10/16/2001	KC	E82574
1025	Fluoride(2.0)	T016052-07	0.05	U	mg/L	SM4500FC	0.05	10/17/01@1015	JBH	E84589
1032	Manganese(0.05)	T016052-07	0.047		mg/L	EPA200.7	0.01	10/16/2001	KC	E82574
1050	Silver(0.1)	T016052-07	0.01	U	mg/L	EPA200.7	0.01	10/16/2001	KC	E82574
1055	Sulfate(250)	T016052-07	1	U	mg/L	EPA375.4	1	10/16/01@1000	JBH	E84589
1095	Zinc(5)	T016052-07	0.05	U	mg/L	EPA200.7	0.05	10/16/2001	KC	E82574
1905	Color(15)	T016052-07	5		C.U.	EPA110.2	5	10/12/01@1600	TMH	E84589
1920	Odor(3)	T016052-07	1	U	TON	SM2150B	1	10/12/01@1600	DMC	E84589
1925	pH(6.5-8.5)	T016052-07	6.8		Units	EPA150.1	0.1	10/11/01@1600	JBH	E84589
1930	TDS(500)	T016052-07	510		mg/L	EPA160.1	2	10/15/01@1630	TMH	E84589
2905	Foaming Agents(0	T016052-07	0.04	U	mg/L	EPA425.1	0.04	10/12/01@1600	JBH	E84589

Approved by: _____
Michael Cammarata, Laboratory Manager

Advanced Environmental Lab certifies that the test results in this report meet all requirements of Nelac standards.

MCL-Maximum Contaminant Level
U-Sample was analyzed for but not detected

Advanced
Environmental Laboratories, Inc.

5810-D Breckenridge Parkway
Tampa, Florida 33610
(813) 630-9616
FAX (813) 630-4327

Client: Central Testing Lab
723 S 14th St
Leesburg, Fl.34748
Contact: Patricia Snowdon

Project Location: Sumter Co L.F
Back Side
MW-9
Project Number:
Matrix: Ground Water

Report Number: T016052
Date Reported: 11/7/2001
Date/TimeSampled: 10/11/01@1330
Date/Time Pickup: 10/11/01@1450
Date/Time Received: 10/11/01@1545
Total Pages: 28 of 35

Volatile Organic Analysis
62-550.310(2)(b)
(PWS028)
Units: mg/L

Parameter ID	Name(MCL)	Sample Number	Analysis Result	Data Qualifier	Analytical Method	Detection Limit Used	Analysis Date/Time	Analyst Initials	DOH Lab ID:
2378	1,2,4,-Trichlorobenzene(70)	T016052-07	0.5	U	502.2	0.5	10/18/2001	KB	E82574
2380	cis-1,2-Dichloroethylene70)	T016052-07	0.5	U	502.2	0.5	10/18/2001	KB	E82574
2955	Xylenes(Total)(10,000)	T016052-07	0.5	U	502.2	0.5	10/18/2001	KB	E82574
2964	Dichloromethane(5)	T016052-07	0.5	U	502.2	0.5	10/18/2001	KB	E82574
2968	o (1,2)-Dichlorobenzene(600)	T016052-07	0.5	U	502.2	0.5	10/18/2001	KB	E82574
2969	p-(1,4)Dichlorobenzene(75)	T016052-07	0.5	U	502.2	0.5	10/18/2001	KB	E82574
2976	Vinyl Chloride(1)	T016052-07	0.5	U	502.2	0.5	10/18/2001	KB	E82574
2977	1,1-Dichloroethylene(7)	T016052-07	0.5	U	502.2	0.5	10/18/2001	KB	E82574
2979	trans-1,2-Dichloroethylene(100)	T016052-07	0.5	U	502.2	0.5	10/18/2001	KB	E82574
2980	1,2-Dichloroethane(3)	T016052-07	0.5	U	502.2	0.5	10/18/2001	KB	E82574
2981	1,1,1-Trichloroethane(200)	T016052-07	0.5	U	502.2	0.5	10/18/2001	KB	E82574
2982	Carbon tetrachloride(3)	T016052-07	0.5	U	502.2	0.5	10/18/2001	KB	E82574
2983	1,2-Dichloropropane(5)	T016052-07	0.5	U	502.2	0.5	10/18/2001	KB	E82574
2984	Trichloroethylene(3)	T016052-07	0.5	U	502.2	0.5	10/18/2001	KB	E82574
2985	1,1,2-Trichloroethane(5)	T016052-07	0.5	U	502.2	0.5	10/18/2001	KB	E82574
2987	Tetrachloroethylene(3)	T016052-07	0.5	U	502.2	0.5	10/18/2001	KB	E82574
2989	Monochlorobenzene(100)	T016052-07	0.5	U	502.2	0.5	10/18/2001	KB	E82574
2990	Benzene(1)	T016052-07	0.5	U	502.2	0.5	10/18/2001	KB	E82574
2991	Toluene(1,000)	T016052-07	0.5	U	502.2	0.5	10/18/2001	KB	E82574
2992	Ethylbenzene(700)	T016052-07	0.5	U	502.2	0.5	10/18/2001	KB	E82574
2996	Styrene(100)	T016052-07	0.5	U	502.2	0.5	10/18/2001	KB	E82574

Approved by: _____
Michael Cammarata, Laboratory Manager

Advanced Environmental Lab certifies that the test results in this report meet all requirements of Nelac standards.

MCL-Maximum Contaminant Level
U-Sample was analyzed for but not detected

Advanced
Environmental Laboratories, Inc.

5810-D Breckenridge Parkway
Tampa, Florida 33610
(813) 630-9616
FAX (813) 630-4327

Client: Central Testing Lab
723 S 14th St
Leesburg, Fl 34748
Contact: Patricia Snowdon

Project Location: Sumter Co L.F.
Back Side
MW-9
Project Number:
Matrix: Groundwater

Report Number: T016052
Date Reported: 11/7/2001
Date/TimeSampled: 10/11/01@1330
Sample Pickup Date/Time: 10/11/01@1450
Date/Time Received: 10/11/01@1545
Lab ID: E84589
Total Pages: 35 of 35

Chlorine Residual (mg/L):

Trihalomethane Analysis
62-550.310(2)(a)
PWS027
Units (ug/l)

Parameter ID	Name(MCL)	Sample Number	Analysis Result	Data Qualifier	Analytical Method	Detection Limit Used	Analysis Date/Time	Analyst Initials	DOH Lab ID:
2942	Bromoform	T016052-07	0.5	U	502.2	0.5	10/18/2001	JPA	E82574
2941	Chloroform	T016052-07	0.5	U	502.2	0.5	10/18/2001	JPA	E82574
2943	Bromodichloromethane	T016052-07	0.5	U	502.2	0.5	10/18/2001	JPA	E82574
2944	Dibromochloromethane	T016052-07	0.5	U	502.2	0.5	10/18/2001	JPA	E82574
2950	Total Trihalomethanes(100)	T016052-07	0.5	U	502.2	0.5	10/18/2001	JPA	E82574

Approved by:

Michael Cammarata, Laboratory Manager

Advanced Environmental Lab certifies that the test results in this report meet all requirements of Nelac standards.

MCL-Maximum Contaminant Level
U-Sample was analyzed for but not detected

MR. CHUCK GED
ADVANCED ENVIRONMENTAL LAB**
8936 WESTERN WAY, SUITE 7
JACKSONVILLE, FL 32256

Florida
Certification:
#E83079
ELAB, Inc.

ANALYTICAL REPORT

Submission Number: 110000382
Date Received: 10/13/01
Date Reported: 01/16/02

Client's P.O. Number:
Project Number: T016052-07 MW-9
Project Name: SUMTER CO. L.F.
Elab Report Name: Finalnew->Final2.RP1

Lab Sample Number: 0110382 7
Client Sample Number: T016052-07 MW-9
Sample Description: T016052-07 MW-9

Date Sampled: 10/11/01
Sample Matrix: DRINKING WATER

Method	Analyte	Result	Q	Units	Reporting Limit	Analyst	Date Analyzed	Date Prepared
	DW CHLORINATED PESTICIDES & PCB							
505	PCB 1221	0.10	U	ug/L	0.10	SBA	10/18/01	10/17/01
505	PCB 1232	0.10	U	ug/L	0.10	SBA	10/18/01	10/17/01
505	PCB 1242	0.10	U	ug/L	0.10	SBA	10/18/01	10/17/01
505	PCB 1248	0.10	U	ug/L	0.10	SBA	10/18/01	10/17/01
505	PCB 1254	0.10	U	ug/L	0.10	SBA	10/18/01	10/17/01
505	PCB 1260	0.10	U	ug/L	0.10	SBA	10/18/01	10/17/01
505	TOTAL PCB'S	0.10	U	ug/L	0.10	SBA	10/18/01	10/17/01
	DRINKING WATER ORGANIC HERBICIDES							
515.1	2,4-D	0.10	U	ug/L	0.10	KHA	10/26/01	10/24/01
515.1	DALAPON	1.0	U	ug/L	1.0	KHA	10/26/01	10/24/01
515.1	DINOSEB	0.20	U	ug/L	0.20	KHA	10/26/01	10/24/01
515.1	PENTACHLOROPHENOL	0.040	U	ug/L	0.040	KHA	10/26/01	10/24/01
515.1	PICLORAM	0.10	U	ug/L	0.10	KHA	10/26/01	10/24/01
515.1	2,4,5-TP (SILVEX)	0.20	U	ug/L	0.20	KHA	10/26/01	10/24/01
	DRINKING WATER ORGANIC CARBAMATES							
531.1	CARBOFURAN	2.0	U	ug/L	2.0	LB	10/16/01	10/16/01
531.1	OXAMYL (VYDATE)	2.0	U	ug/L	2.0	LB	10/16/01	10/16/01
	DW DISINFECTANT BY-PRODUCTS							
504.1	1,2-DIBROMO-3-CHLOROPROPANE	0.020	U	ug/L	0.020	KHA	10/25/01	10/24/01
504.1	ETHYLENE DIBROMIDE	0.010	U	ug/L	0.010	KHA	10/25/01	10/24/01
	DW MISC. SOC'S - GLYPHOSATE							
547	GLYPHOSATE	6.0	U	ug/L	6.0	LB	10/18/01	10/18/01
	DW MISC. SOC'S - ENDOTHALL							
548.1	ENDOTHALL	9.0	U	ug/L	9.0	TKA	10/20/01	10/17/01
	DW MISC. SOC'S - DIQUAT							
549.2	DIQUAT	0.40	U	ug/L	0.40	LB	10/19/01	10/18/01
	DW ADIPATES, PHTHALATES, AND PAH'S							
525.2	BENZO(A)PYRENE	0.10	U	ug/L	0.10	TKA	10/24/01	10/23/01
525.2	DI(2-ETHYLHEXYL)PHTHALATE	2.0	U	ug/L	2.0	TKA	10/24/01	10/23/01
525.2	DI(2-ETHYLHEXYL)ADIPATE	1.6	U	ug/L	1.6	TKA	10/24/01	10/23/01

Florida
Certification:
#E83079

ELAB, Inc.

PESTICIDE/PCB CHEMICAL ANALYSIS

62-550.310(2)C

(PWS029)

Elab Submission Number: 110000382

Sample Identification: T016052-07 MW-9

Elab Report Name: DERREP->DrinkRep

Parameter ID	[Lab ID] Name (MCL)	Sample Number	Analysis Result	Q	Units	Analytical Method	Reporting Limit	Analysis Date	Analysis Time
2005	[E83079] ENDRIN (2.0)	0110382 7	0.010	U	ug/L	505	0.010	10/18/2001	
2010	[E83079] g-BHC (LINDANE) (0.2)	0110382 7	0.010	U	ug/L	505	0.010	10/18/2001	
2015	[E83079] METHOXYCHLOR (40)	0110382 7	0.050	U	ug/L	505	0.050	10/18/2001	
2020	[E83079] TOXAPHENE (3)	0110382 7	0.18	U	ug/L	505	0.18	10/18/2001	
2031	[E83079] DALAPON (200)	0110382 7	1.0	U	ug/L	515.1	1.0	10/26/2001	
2032	[E83079] DIQUAT (20)	0110382 7	0.40	U	ug/L	549.2	0.40	10/19/2001	
2033	[E83079] ENDOTHALL (100)	0110382 7	9.0	U	ug/L	548.1	9.0	10/20/2001	
2034	[E83079] GLYPHOSATE (700)	0110382 7	6.0	U	ug/L	547	6.0	10/18/2001	
2035	[E83079] DI(2-ETHYLHEXYL)ADIPATE (400)	0110382 7	1.6	U	ug/L	525.2	1.6	10/24/2001	
2036	[E83079] OXAMYL (VYDATE) (200)	0110382 7	2.0	U	ug/L	531.1	2.0	10/16/2001	
2037	[E83079] SIMAZINE (4)	0110382 7	1.5	U	ug/L	505	1.5	10/18/2001	
2039	[E83079] DI(2-ETHYLHEXYL)PHTHALA (6.0)	0110382 7	2.0	U	ug/L	525.2	2.0	10/24/2001	
2040	[E83079] PICLORAM (500)	0110382 7	0.10	U	ug/L	515.1	0.10	10/26/2001	
2041	[E83079] DINOSEB (7.0)	0110382 7	0.20	U	ug/L	515.1	0.20	10/26/2001	
2042	[E83079] HEXACHLOROCYCLOPENTADIE (50)	0110382 7	0.10	U	ug/L	505	0.10	10/18/2001	
2046	[E83079] CARBOFURAN (40)	0110382 7	2.0	U	ug/L	531.1	2.0	10/16/2001	
2050	[E83079] ATRAZINE (3)	0110382 7	1.5	U	ug/L	505	1.5	10/18/2001	
2051	[E83079] ALACHLOR (2)	0110382 7	1.0	U	ug/L	505	1.0	10/18/2001	
2065	[E83079] HEPTACHLOR (0.4)	0110382 7	0.030	U	ug/L	505	0.030	10/18/2001	
2067	[E83079] HEPTACHLOR EPOXIDE (0.2)	0110382 7	0.010	U	ug/L	505	0.010	10/18/2001	
2105	[E83079] 2,4-D (70)	0110382 7	0.10	U	ug/L	515.1	0.10	10/26/2001	
2110	[E83079] 2,4,5-TP (SILVEX) (50)	0110382 7	0.20	U	ug/L	515.1	0.20	10/26/2001	
2274	[E83079] HEXACHLOROBENZENE (1)	0110382 7	0.10	U	ug/L	505	0.10	10/18/2001	
2306	[E83079] BENZO(A)PYRENE (0.2)	0110382 7	0.10	U	ug/L	525.2	0.10	10/24/2001	
2326	[E83079] PENTACHLOROPHENOL (1.0)	0110382 7	0.040	U	ug/L	515.1	0.040	10/26/2001	
2383	[E83079] TOTAL PCB'S ()	0110382 7	0.10	U	ug/L	505	0.10	10/18/2001	
2388	[E83079] PCB 1016 (0.5)	0110382 7	0.10	U	ug/L	505	0.10	10/18/2001	
2390	[E83079] PCB 1221 (0.5)	0110382 7	0.10	U	ug/L	505	0.10	10/18/2001	
2392	[E83079] PCB 1232 (0.5)	0110382 7	0.10	U	ug/L	505	0.10	10/18/2001	
2394	[E83079] PCB 1242 (0.5)	0110382 7	0.10	U	ug/L	505	0.10	10/18/2001	
2396	[E83079] PCB 1248 (0.5)	0110382 7	0.10	U	ug/L	505	0.10	10/18/2001	
2398	[E83079] PCB 1254 (0.5)	0110382 7	0.10	U	ug/L	505	0.10	10/18/2001	
2400	[E83079] PCB 1260 (0.5)	0110382 7	0.10	U	ug/L	505	0.10	10/18/2001	
2931	[E83079] 1,2-DIBROMO-3-CHLOROPRO (0.2)	0110382 7	0.020	U	ug/L	504.1	0.020	10/25/2001	
2946	[E83079] ETHYLENE DIBROMIDE (0.020)	0110382 7	0.010	U	ug/L	504.1	0.010	10/25/2001	
2959	[E83079] CHLORDANE (2.0)	0110382 7	0.020	U	ug/L	505	0.020	10/18/2001	

Data Qualifier Code Key:

U - The analyte was analyzed for, but was not detected above the report sample quantitation limit.

Mailing - P.O. Box 468 • Ormond Beach, Florida 32175-0468 • Shipping - 8 East Tower Circle • Ormond Beach, Florida 32174
(386) 672-5668 • Fax (386) 673-4001

Puerto Rico: Office (787) 787-0866 • Cellular (787) 390-3505 or (787) 399-4683

JRM
6/27/02

EB 0002407

Central Testing Laboratory

Engineering and Materials Testing

Reply to:

Sumter County Public Works
Amended 3rd Quarter 2001 Sampling Event

CTL FILE NO. 0184009.300

NO SUMMARY OF GW STD EXCEEDANCES PROVIDED

Conducted for

Mr. Gary Breeden

D.E.P.
DEC 20 2001
Southwest District Tampa

December 14, 2001

CALLED CTL 10/1/01 TO SUBMIT GW CONTOUR MAP & DISCUSSION OF GW EXCEEDANCES REC'D 10/12/02

CENTRAL TESTING LABORATORY

LEESBURG, FLORIDA

MW-6A NOT SAMPLED ALTHOUGH WL IS HIGHER THAN PREVIOUS EVENTS WHEN IT WAS SAMPLED

WL REQUIRED FOR WELL MW-2 APPEARS TOO LOW

NO QA/QC SAMPLES

Conducted and Prepared by
Patricia Snowdon, Environmental Specialist

JULY 2001 SAMPLING EVENT

P.O. Box 883
Floral City, FL 34436
(352) 726-6447

727 S. 14th Street
Leesburg, FL 34748
(352) 787-1268

Sumter County
(352) 793-3639

1725 SW 17th Street
Ocala, FL 34474
(352) 622-1186

Member of the Society For Testing And Materials

Central Testing Laboratory

EB 0002407

Engineering and Materials Testing

Reply to:

December 14, 2001

FLORIDA DEPARTMENT OF ENVIRONMENTAL PROTECTION
DEC 20 2001
SOUTHWEST DISTRICT TAMPA

Fl. Dept. of Environmental Protection
3804 Coconut Palm Dr.
Tampa, Fl. 33619
Attn: Mr. John Morris

RE: **Amended** 3rd Quarter 2001Sampling Event
Sumter County Solid Waste

Dear Mr. Morris:

Central Testing Laboratory has received an amended report for the above referenced project in accordance with specific conditions 15,16, and 18 of the permit.

All wells requiring sampling by the permit were sampled on 7/24/2001. Some parameters were inadvertently left off the report by the lab for wells 2,8, and 9. This oversight has been corrected and CTL has been assured it will not happen again.

Central Testing Laboratory has received the analysis from both amended samplings and is included for your use. MW2 and 8 had slight elevated field turbidity.

It has been a pleasure assisting you with this project. Should you have questions, or if you would like to discuss this report, please contact our office.

Sincerely,
CENTRAL TESTING LABORATORY

Patricia Snowdon
Environmental Specialist

Cc: Mr. Garry Breeden
Mr. Terry Hurst
Mr. David Mason FDEP

P.O. Box 883
Floral City, FL 34436
(352) 726-6447

727 S. 14th Street
Leesburg, FL 34748
(352) 787-1268

Sumter County
(352) 793-3639

1725 SW 17th Street
Ocala, FL 34474
(352) 622-1186

Member of the Society For Testing And Materials

Advanced Environmental Laboratories, Inc.

Analytical Report

Client: Centarl Testing Laboratory
Project No: N/A
Matrix: Groundwater

Ammended Report 12/13/01

Facility No.: N/A
Test Site ID: Sumter Country Landfill MW -2
Sample ID: T014167-01

Report No.: T014167
Date/Time Sampled: 7/24/01@1010
Date/Time Submitted: 7/24/01@1620
Date Reported: 8/21/2001
Total Pages: 6
Sampling Method: Pump
Field Filtered: No

GW ELEVATION C 36.64 FT NGVD

Storet Code	Parameter Monitored	Analysis Date/Time	Analysis Method	PRDL	Analysis Result	Data Qualifier	Units	Analyst Initials	DOH ID
N/A	Static Water Level	NA	N/A	N/A	37.5		ft	N/A	N/A
00094	Specific Conductivity	NA	120.1	0.1	202		umhos/cm	N/A	N/A
00400	pH	NA	150.1	0.1	7.15		Units	N/A	N/A
00010	Temperature	NA	N/A	N/A	28		C°	N/A	N/A
82078	Turbidity	NA	180.1	0.1	32		NTU	N/A	N/A
N/A	Ammonia	7/26/01@1326	350.1	0.02	0.02	U	ug/L	DMC	E84589
00940	Chloride	7/26/01@1623	4500ClE	0.005	1	U	mg/l	DMC	E84589
00720	Cyanide	7/25/01@1130	4500CNE	0.005	0.005	U	mg/l	DMC	E84589
38260	Foaming Agents	7/25/01@1045	425.1	0.04	0.21		mg/l	DMC	E84589
00951	Fluoride	7/26/01@1330	4500FC	0.05	0.05	U	mg/l	JBH	E84589
00620	Nitrogen, Nitrate	7/26/01@0830	4500NO3F	0.05	4.5		mg/l	DMC	E84589
00615	Nitrogen, Nitrite	7/26/01@0830	4500NO3F	0.05	0.05	U	mg/l	DMC	E84589
00945	Sulfate	7/26/01@1430	375.4	1	11		mg/l	JBH	E84589
70300	TDS	7/30/01@1030	160.1	2	70		mg/l	TMH	E84589
01501	Gross Alpha	8/3/2001	900	0.7	1		pCi/l	MJN	E83033
N/A	Radium 226	8/9/2001	903.1	0.2	0.8		pCi/l	MJN	E83033
N/A	Radium 228	8/9/2001	Brooks/Blanchard	1.3	1.3	U	pCi/l	MJN	E83033
01105	Aluminum	7/30/2001	200.7	0.2	0.2	U	mg/l	KC	E82574
01097	Antimony	8/6/2001	3113B	0.006	0.006	U	mg/l	KC	E82574
01002	Arsenic	7/30/2001	200.7	0.01	0.01	U	mg/l	KC	E82574
01007	Barium	7/30/2001	200.7	0.02	0.016		mg/l	KC	E82574
01012	Beryllium	7/30/2001	200.7	0.003	0.003	U	mg/l	KC	E82574
01027	Cadmium	7/30/2001	200.7	0.005	0.005	U	mg/l	KC	E82574
01034	Chromium	7/30/2001	200.7	0.01	0.01	U	mg/l	KC	E82574
01042	Copper	7/30/2001	200.7	0.01	0.01	U	mg/l	KC	E82574
01045	Iron	7/30/2001	200.7	0.1	0.1	U	mg/l	KC	E82574
01051	Lead	7/30/2001	3113B	0.005	0.0051		mg/l	KC	E82574
01055	Manganese	7/30/2001	200.7	0.01	0.01	U	mg/l	KC	E82574
71900	Mercury	7/30/2001	3112B	0.002	0.002	U	mg/l	KC	E82574

PRDL- Project Detection Limit
U- Not detected above the MRL

Advanced Environmental Laboratories, Inc.

Analytical Report

Client:	Centarl Testing Laboratory	**Report No.:**	T014167
Project No:	N/A	**Date/Time Sampled:**	7/24/01@1010
Matrix:	Groundwater	**Date/Time Submitted:**	7/24/01@1620
	Ammended Report 12/13/01	**Date Reported:**	8/21/2001
Facility No.:	N/A	**Total Pages:**	6
Test Site ID:	Sumter Country Landfill MW -2	**Sampling Method:**	Pump
Sample ID:	T014167-01	**Field Filtered:**	No

Storet Code	Parameter Monitored	Analysis Date/Time	Analysis Method	PRDL	Analysis Result	Data Qualifier	Units	Analyst Initials	DOH ID
01067	Nickel	7/30/2001	200.7	0.01	0.01	U	mg/l	KC	E82574
01147	Selenium	7/30/2001	3113B	0.01	0.01	U	mg/l	KC	E82574
00929	Sodium	7/30/2001	200.7	0.5	8.5		mg/l	KC	E82574
01077	Silver	7/30/2001	200.7	0.01	0.01	U	mg/l	KC	E82574
01059	Thallium	8/3/2001	200.9	0.002	0.002	U	mg/l	KC	E82574
01092	Zinc	7/30/2001	200.7	0.05	0.05	U	mg/l	KC	E82574

Approved By:

Michael Cammarata, Laboratory Manager

PRDL- Project Detection Limit
U- Not detected above the MRL

Advanced Environmental Laboratories, Inc.

Analytical Report

Client: Centarl Testing Laboratory
Project No: N/A
Matrix: Groundwater

Ammended Report 12/13/01

Facility No.: N/A
Test Site ID: Sumter Country Landfill MW -8
Sample ID: T014167-02

Report No.: T014167
Date/Time Sampled: 7/24/01@0905
Date/Time Submitted: 7/24/01@1620
Date Reported: 8/21/2001
Total Pages: 6
Sampling Method: Pump
Field Filtered: No

GW ELEVATION @ 43.06 FT NGVD

Storet Code	Parameter Monitored	Analysis Date/Time	Analysis Method	PRDL	Analysis Result	Data Qualifier	Units	Analyst Initials	DOH ID
N/A	Static Water Level	NA	N/A	N/A	26.2		ft	N/A	N/A
00094	Specific Conductivity	NA	120.1	0.1	329		umhos/cm	N/A	N/A
00400	pH	NA	150.1	0.1	7.36		Units	N/A	N/A
00010	Temperature	NA	N/A	N/A	27.9		C°	N/A	N/A
82078	Turbidity	NA	180.1	0.1	46		NTU	N/A	N/A
N/A	Ammonia	7/26/01@1326	350.1	0.02	0.02	U	ug/L	DMC	E84589
00940	Chloride	7/26/01@1623	4500ClE	(0.005)	(1)	U	mg/l	DMC	E84589
00720	Cyanide	7/25/01@1130	4500CNE	0.005	0.005	U	mg/l	DMC	E84589
38260	Foaming Agents	7/25/01@1045	425.1	0.04	0.12		mg/l	DMC	E84589
00951	Fluoride	7/26/01@1330	4500FC	0.05	0.05	U	mg/l	JBH	E84589
00620	Nitrogen, Nitrate	7/26/01@0830	4500NO3F	0.05	1.4		mg/l	DMC	E84589
00615	Nitrogen, Nitrite	7/26/01@0830	4500NO3F	0.05	0.05	U	mg/l	DMC	E84589
00945	Sulfate	7/26/01@1430	375.4	1	1	U	mg/l	JBH	E84589
70300	TDS	7/30/01@1030	160.1	2	200		mg/l	TMH	E84589
01501	Gross Alpha	8/3/2001	900	1.5	1.5	U	pCi/l	MJN	E83033
N/A	Radium 226	8/9/2001	903.1	0.2	0.4		pCi/l	MJN	E83033
N/A	Radium 228	8/9/2001	Brooks/Blanchard	1.2	1.2	U	pCi/l	MJN	E83033
01105	Aluminum	7/30/2001	200.7	0.2	0.2	U	mg/l	KC	E82574
01097	Antimony	8/6/2001	3113B	0.006	0.006	U	mg/l	KC	E82574
01002	Arsenic	7/30/2001	200.7	0.01	0.01	U	mg/l	KC	E82574
01007	Barium	7/30/2001	200.7	0.02	0.02	U	mg/l	KC	E82574
01012	Beryllium	7/30/2001	200.7	0.003	0.003	U	mg/l	KC	E82574
01027	Cadmium	7/30/2001	200.7	0.005	0.005	U	mg/l	KC	E82574
01034	Chromium	7/30/2001	200.7	0.01	0.01	U	mg/l	KC	E82574
01042	Copper	7/30/2001	200.7	0.01	0.01	U	mg/l	KC	E82574
01045	Iron	7/30/2001	200.7	0.1	0.1	U	mg/l	KC	E82574
01051	Lead	7/30/2001	3113B	0.005	0.014		mg/l	KC	E82574
01055	Manganese	7/30/2001	200.7	0.01	0.01	U	mg/l	KC	E82574
71900	Mercury	7/30/2001	3112B	0.002	0.002	U	mg/l	KC	E82574

PRDL- Project Detection Limit
U- Not detected above the MRL

Advanced Environmental Laboratories, Inc.

Analytical Report

Client:	Centarl Testing Laboratory	**Report No.:**	T014167
Project No:	N/A	**Date/Time Sampled:**	7/24/01@0905
Matrix:	Groundwater	**Date/Time Submitted:**	7/24/01@1620
	Ammended Report 12/13/01	**Date Reported:**	8/21/2001
Facility No.:	N/A	**Total Pages:**	6
Test Site ID:	Sumter Country Landfill MW -8	**Sampling Method:**	Pump
Sample ID:	T014167-02	**Field Filtered:**	No

Storet Code	Parameter Monitored	Analysis Date/Time	Analysis Method	PRDL	Analysis Result	Data Qualifier	Units	Analyst Initials	DOH ID
01067	Nickel	7/30/2001	200.7	0.01	0.01	U	mg/l	KC	E82574
01147	Selenium	7/30/2001	3113B	0.01	0.01	U	mg/l	KC	E82574
00929	Sodium	7/30/2001	200.7	0.5	5.6		mg/l	KC	E82574
01077	Silver	7/30/2001	200.7	0.01	0.01	U	mg/l	KC	E82574
01059	Thallium	8/3/2001	200.9	0.002	0.002	U	mg/l	KC	E82574
01092	Zinc	7/30/2001	200.7	0.05	0.05	U	mg/l	KC	E82574

Approved By: _____

Michael Cammarata, Laboratory Manager

PRDL- Project Detection Limit
U- Not detected above the MRL

Advanced Environmental Laboratories, Inc.

Analytical Report

Client: Centarl Testing Laboratory
Project No: N/A
Matrix: Groundwater

Ammended Report 12/13/01

Facility No.: N/A
Test Site ID: Sumter Country Landfill MW -9
Sample ID: T014167-03

Report No.: T014167
Date/Time Sampled: 7/24/01@0945
Date/Time Submitted: 7/24/01@1620
Date Reported: 8/21/2001
Total Pages: 6
Sampling Method: Pump
Field Filtered: No

GW ELEVATION @ 42.05 FT NGVD

Storet Code	Parameter Monitored	Analysis Date/Time	Analysis Method	PRDL	Analysis Result	Data Qualifier	Units	Analyst Initials	DOH ID
N/A	Static Water Level	NA	N/A	N/A	29.9		ft	N/A	N/A
00094	Specific Conductivity	NA	120.1	0.1	742		umhos/cm	N/A	N/A
00400	pH	NA	150.1	0.1	7.25		Units	N/A	N/A
00010	Temperature	NA	N/A	N/A	28.2		C°	N/A	N/A
82078	Turbidity	NA	180.1	0.1	71		NTU	N/A	N/A
N/A	Ammonia	7/26/01@1326	350.1	0.02	0.02	U	ug/L	DMC	E84589
00940	Chloride	7/26/01@1623	4500ClE	0.005	1	U	mg/l	DMC	E84589
00720	Cyanide	7/25/01@1130	4500CNE	0.005	0.005	U	mg/l	DMC	E84589
38260	Foaming Agents	7/25/01@1045	425.1	0.04	0.18		mg/l	DMC	E84589
00951	Fluoride	7/26/01@1330	4500FC	0.05	0.05	U	mg/l	JBH	E84589
00620	Nitrogen, Nitrate	7/26/01@0830	4500NO3F	0.05	0.05	U	mg/l	DMC	E84589
00615	Nitrogen, Nitrite	7/26/01@0830	4500NO3F	0.05	0.05	U	mg/l	DMC	E84589
00945	Sulfate	7/26/01@1430	375.4	1	1	U	mg/l	JBH	E84589
70300	TDS	7/30/01@1030	160.1	2	490		mg/l	TMH	E84589
01501	Gross Alpha	8/3/2001	900	1.6	3.6		pCi/l	MJN	E83033
N/A	Radium 226	8/9/2001	903.1	0.2	1.9		pCi/l	MJN	E83033
N/A	Radium 228	8/9/2001	Brooks/Blanchard	1.2	1.2	U	pCi/l	MJN	E83033
01105	Aluminum	7/30/2001	200.7	0.2	0.2	U	mg/l	KC	E82574
01097	Antimony	8/6/2001	3113B	0.006	0.006	U	mg/l	KC	E82574
01002	Arsenic	7/30/2001	200.7	0.01	0.01	U	mg/l	KC	E82574
01007	Barium	7/30/2001	200.7	0.02	0.017		mg/l	KC	E82574
01012	Beryllium	7/30/2001	200.7	0.003	0.003	U	mg/l	KC	E82574
01027	Cadmium	7/30/2001	200.7	0.005	0.005	U	mg/l	KC	E82574
01034	Chromium	7/30/2001	200.7	0.01	0.01	U	mg/l	KC	E82574
01042	Copper	7/30/2001	200.7	0.01	0.01	U	mg/l	KC	E82574
01045	Iron	7/30/2001	200.7	0.1	0.76		mg/l	KC	E82574
01051	Lead	7/30/2001	3113B	0.005	0.018		mg/l	KC	E82574
01055	Manganese	7/30/2001	200.7	0.01	0.054		mg/l	KC	E82574
71900	Mercury	7/30/2001	3112B	0.002	0.002	U	mg/l	KC	E82574

PRDL- Project Detection Limit
U- Not detected above the MRL

Advanced Environmental Laboratories, Inc.

Analytical Report

Client: Centarl Testing Laboratory
Project No: N/A
Matrix: Groundwater

Ammended Report 12/13/01

Facility No.: N/A
Test Site ID: Sumter Country Landfill MW -9
Sample ID: T014167-03

Report No.: T014167
Date/Time Sampled: 7/24/01@0945
Date/Time Submitted: 7/24/01@1620
Date Reported: 8/21/2001
Total Pages: 6
Sampling Method: Pump
Field Filtered: No

Storet Code	Parameter Monitored	Analysis Date/Time	Analysis Method	PRDL	Analysis Result	Data Qualifier	Units	Analyst Initials	DOH ID
01067	Nickel	7/30/2001	200.7	0.01	0.01	U	mg/l	KC	E82574
01147	Selenium	7/30/2001	3113B	0.01	0.01	U	mg/l	KC	E82574
00929	Sodium	7/30/2001	200.7	0.5	10		mg/l	KC	E82574
01077	Silver	7/30/2001	200.7	0.01	0.01	U	mg/l	KC	E82574
01059	Thallium	8/3/2001	200.9	0.002	0.002	U	mg/l	KC	E82574
01092	Zinc	7/30/2001	200.7	0.05	0.05	U	mg/l	KC	E82574

Approved By:

Michael Cammarata, Laboratory Manager

PRDL- Project Detection Limit
U- Not detected above the MRL

65383

D.E.P.
OCT 01 2001
Southwest District Tampa

THIRD QUARTER 2001
GROUNDWATER SAMPLING EVENT

SUMTER COUNTY PUBLIC WORKS DEPARTMENT

PERMIT # 22926-002-SF

CONDUCTED FOR

Mr. Gary Breeden

September 21, 2001

CENTRAL TESTING LABORATORY

Conducted and prepared by
Patricia Snowdon, Environmental Specialist

Central Testing Laboratory

EB 0002407

Engineering and Materials Testing

Reply to:

FLORIDA DEPARTMENT OF ENVIRONMENTAL PROTECTION
OCT 01 2001
SOUTHWEST DISTRICT
TAMPA

September 19, 2001

Fl. Dept. of Environmental Protection
3804 Coconut Palm Drive
Tampa, Fl 33619

RE: Third 2001Groundwater Monitoring
Sumter County Public Works

Dear Mr. Morris:

Central Testing Laboratory has completed the Third Quarter sampling for the above referenced project in accordance with specific conditions 13A of the permit.

All wells except MW-6A requiring sampling by the permits were sampled on 7/23/2001. As previously reported to DEP, MW6A was dry and an adequate sample could not be obtained. Recharge was extremely slow and produced heavy siltly material. The original Surfactants (MBAS) samples were broken during shipment to the lab by UPS and they were re-sampled on 7/30/01. Central Testing Laboratory has received the analysis from that sampling event. We have enclosed a copy of the testing and sampling results for your use.

It has been a pleasure assisting you with this project. Should you have questions, or if you would like to discuss this report, please contact our office.

Sincerely,
CENTRAL TESTING LABORATORY

Patricia Snowdon
Environmental Specialist

Theodore J. Strouse, P.E. 9/22/01
Florida Registration #48220

Cc: John Morris, FDEP
John Grasel, FDEP
Mr. Terry Hurst
Mr. Gary Breeden

P.O. Box 883
Floral City, FL 34436
(352) 726-6447

727 S. 14th Street
Leesburg, FL 34748
(352) 787-1268

Sumter County
(352) 793-3639

1725 SW 17th Street
Ocala, FL 34474
(352) 622-1186

Central Testing Laboratory

Florida Department of Environmental Protection

Engineering and Materials Testing Twin Towers Office Bldg. 2600 Blair Stone Road Tallahassee, Florida 32399-2400

DEP Form # 62-522.900(2)
EB 0002407
Form Title Ground Water Monitoring Report
Effective Date
DEP Application No. Reply to:

FLORIDA DEPARTMENT OF ENVIRONMENTAL PROTECTION
OCT 01 2001
SOUTHWEST DISTRICT
TAMPA

GROUND WATER MONITORING REPORT

Rule 62-522.600(11)

PART I GENERAL INFORMATION

(1) Facility Name Sumter County Public Works Department

Address 319 E. Anderson Ave.

City Bushnell, Florida Zip 33513

Telephone Number (352) 793-3368

(2) The GMS Identification Number 4060C00092

(3) DEP Permit Number 22926-002-SF

(4) Authorized Representative Name Garry Breeden

Address 319 E. Anderson Ave

City Bushnell, Florida Zip 33513

Telephone Number (352) 793-3368

(5) Type of Discharge Lined Landfill

(6) Method of Discharge Groundwater Slow Rate Infiltration

Certification

I certify under penalty of law that I have personally examined and am familiar with the information submitted in this document and all attachments and that, based on my inquiry of those individuals immediately responsible for obtaining the information, I believe that the information is true, accurate, and complete. I am aware that there are significant penalties for submitting false information, including the possibility of fine and imprisonment.

Date: September 19, 2001

Signature of Owner or Authorized Representative

PART II QUALITY ASSURANCE REQUIREMENTS

Sample Organization Comp QAP # Central Testing Laboratory #990017

Analytical Lab Comp QAP # /HRS Certification # Advanced Environmental Laboratory

*Comp QAP # /HRS Certification # 940242-7

Lab Name

Address

Phone Number ( )

P.O. Box 883
Floral City, FL 34436
(352) 726-6447

727 S. 14th Street
Leesburg, FL 34748
(352) 787-1268

Sumter County
(352) 793-3639

1725 SW 17th Street
Ocala, FL 34474
(352) 622-1186

Member of the Society For Testing And Materials

Sumter County Public Works

7/23/2001

3rd Quarter 2001

FLORIDA DEPARTMENT OF ENVIRONMENTAL PROTECTION
OCT 12 2001
SOUTHWEST DISTRICT TAMPA

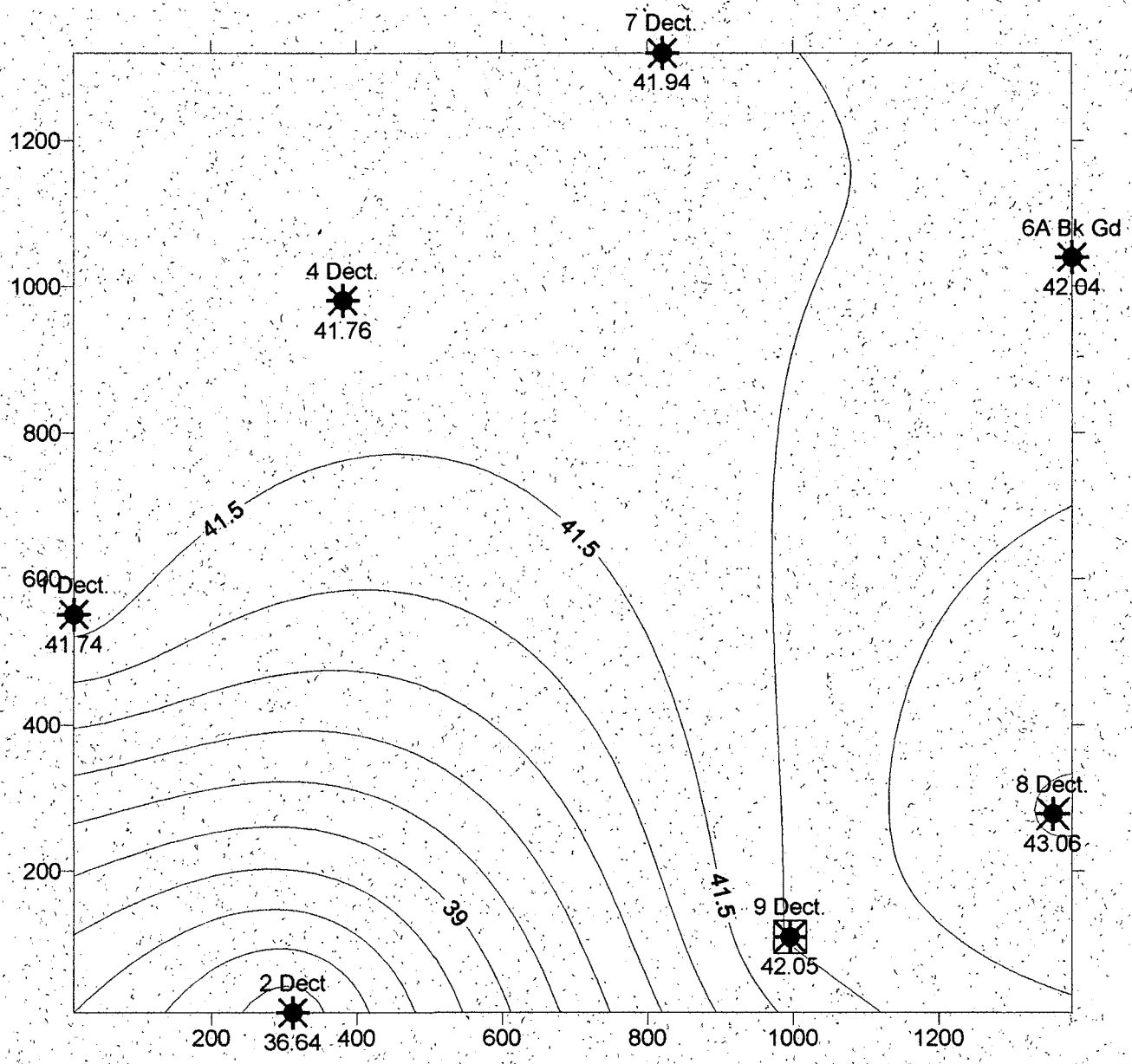

Scale 1" = 60 Feet

Water Flow Direction Map

Project No. 0184009.300

MW-2 IS
N5FT LOWER
THAN RECORDED
SINCE 7/99

MW-6A STARTED
4/00 C 41.12 FT
7/00 C 41.47 FT
1/01 C 41.60 FT

Sumter County Public Works

7/23/2001

3rd Quarter 2001

FLORIDA DEPARTMENT OF ENVIRONMENTAL PROTECTION
OCT 1 8 2001
SOUTHWEST DISTRICT
TAMPA

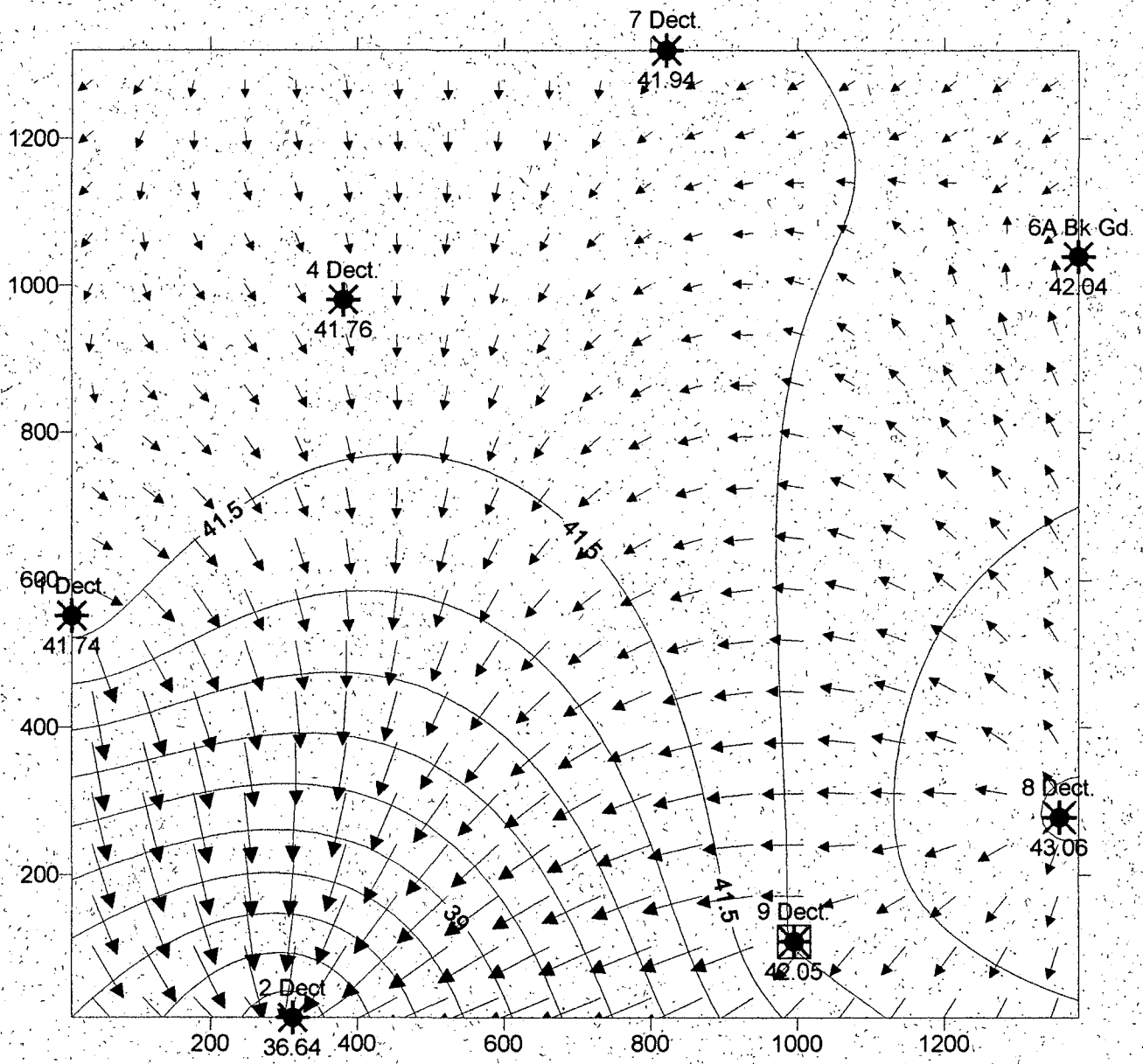

Scale 1" = 60 Feet

Water Flow Direction Map

Project No. 0184009.300

D.E.R.
OCT 12 2001
Southwest District Tampa

Advanced Environmental Laboratories, Inc.

Analytical Report

Client: Centarl Testing Laboratory
Matrix: Groundwater
Test Site ID: Sumter County Landfill MW-1
Sample ID: G010382-1

Report No.: G010382
Date/Time Sampled: 7/23/01@1015
Date/Time Submitted: 7/23/01@1730
Date Reported: 8/15/2001
Total Pages: 6
Sampling Method: N/A
Field Filtered: N/A

GW ELEVATION @ 41.74 FT NGVD

Storet Code	Parameter Monitored	Analysis Date/Time	Analysis Method	PRDL	Analysis Result	Data Qualifier	Units	Analyst Initials	DOH ID
N/A	Static Water Level	N/A	N/A	N/A	28.43		ft	N/A	N/A
00094	Specific Conductivity	N/A	120.1	0.1	135		umhos/cm	N/A	N/A
00400	pH	N/A	150.1	0.1	8.2		Units	N/A	N/A
00010	Temperature	N/A	N/A	N/A	26.9		C°	N/A	N/A
82078	Turbidity	N/A	180.1	0.1	37		NTU	N/A	N/A
N/A	Ammonia	7/26/01@1333	350.1	0.02	0.16		ug/L	DMC	E84589
00940	Chloride	7/26/01@1637	4500ClE	0.005	1	U	mg/l	DMC	E84589
00720	Cyanide	7/25/01@1130	4500CNE	0.005	0.005	U	mg/l	DMC	E84589
38260	Foaming Agents	7/25/01@1045	425.1	0.04	0.15		mg/l	DMC	E84589
00951	Fluoride	7/26/01@1330	4500FC	0.05	0.05	U	mg/l	JBH	E84589
00620	Nitrogen, Nitrate	7/24/01@1747	4500NO3F	0.05	3.2		mg/l	JDA	E82620
00615	Nitrogen, Nitrite	7/24/01@1747	4500NO3F	0.05	0.05	U	mg/l	JDA	E82620
00945	Sulfate	7/26/01@1430	375.4	1	1	U	mg/l	JBH	E84589
70300	TDS	7/25/01@0900	160.1	2	100		mg/l	MB	E82620
01501	Gross Alpha	8/7/2001	900	1.3	11.4		pCi/l	MJN	E83033
N/A	Radium 226	8/13/2001	903.1	0.2	1.9		pCi/l	MJN	E83033
N/A	Radium 228	8/13/2001	Brooks/Blanchard	1.4	1.7		pCi/l	MJN	E83033
01105	Aluminum	7/27/2001	200.7	0.2	11		mg/l	KC	E82574
01097	Antimony	7/27/2001	3113B	0.006	0.006	U	mg/l	KC	E82574
01002	Arsenic	7/27/2001	200.7	0.01	0.01	U	mg/l	KC	E82574
01007	Barium	7/27/2001	200.7	0.02	0.046		mg/l	KC	E82574
01012	Beryllium	7/27/2001	200.7	0.003	0.003	U	mg/l	KC	E82574
01027	Cadmium	7/27/2001	200.7	0.005	0.005	U	mg/l	KC	E82574
01034	Chromium	7/27/2001	200.7	0.01	0.026		mg/l	KC	E82574
01042	Copper	7/27/2001	200.7	0.01	0.014		mg/l	KC	E82574
01045	Iron	7/27/2001	200.7	0.05	0.92		mg/l	KC	E82574
01051	Lead	7/27/2001	3113B	0.005	0.0063		mg/l	KC	E82574
01055	Manganese	7/27/2001	200.7	0.01	0.01	U	mg/l	KC	E82574
71900	Mercury	7/31/2001	3112B	0.002	0.002	U	mg/l	KC	E82574

PRDL- Project Detection Limit
U- Not detected above the MRL

Advanced Environmental Laboratories, Inc.

Analytical Report

Client:	Centarl Testing Laboratory	**Report No.:**	G010382
Matrix:	Groundwater	**Date/Time Sampled:**	7/23/01@1015
Test Site ID:	Sumter County Landfill MW-1	**Date/Time Submitted:**	7/23/01@1730
Sample ID:	G010382-1	**Date Reported:**	8/15/2001
		Total Pages:	6
		Sampling Method:	N/A
		Field Filtered:	N/A

Storet Code	Parameter Monitored	Analysis Date/Time	Analysis Method	PRDL	Analysis Result	Data Qualifier	Units	Analyst Initials	DOH ID
01067	Nickel ✓	7/27/2001	200.7	0.01	0.01	U	mg/l	KC	E82574
01147	Selenium ✓	7/27/2001	3113B	0.01	0.01	U	mg/l	KC	E82574
00929	Sodium ✓	7/27/2001	200.7	0.5	2.8		mg/l	KC	E82574
01077	Silver ✓	7/27/2001	200.7	0.01	0.01	U	mg/l	KC	E82574
01059	Thallium ✓	7/27/2001	200.9	0.002	0.002	U	mg/l	KC	E82574
01092	Zinc ✓	7/27/2001	200.7	0.05	0.05	U	mg/l	KC	E82574

Approved By: _____

Michael Cammarata, Laboratory Manager

U- The compound was analyzed but not detected

Q- Sample held beyond the acceptable hold time

PRDL- Project Detection Limit

U- Not detected above the MRL

Advanced Environmental Laboratories, Inc.

Analytical Report

Client: Centarl Testing Laboratory
Project No: N/A
Matrix: Groundwater

Facility No.: N/A
Test Site ID: Sumter Country Landfill MW -2
Sample ID: T014167-01

SEE REVISED REPORT FOR MW-2 RESULTS

Report No.: T014167
Date/Time Sampled: 7/24/01@1010
Date/Time Submitted: 7/24/01@1620
Date Reported: 8/21/2001
Total Pages: 6
Sampling Method: Pump
Field Filtered: No

Storet Code	Parameter Monitored	Analysis Date/Time	Analysis Method	PRDL	Analysis Result	Data Qualifier	Units	Analyst Initials	DOH ID
N/A	Static Water Level	NA	N/A	N/A	37.5		ft	N/A	N/A
00094	Specific Conductivity	NA	120.1	0.1	202		umhos/cm	N/A	N/A
00400	pH	NA	150.1	0.1	7.15		Units	N/A	N/A
00010	Temperature	NA	N/A	N/A	28		C°	N/A	N/A
82078	Turbidity	NA	180.1	0.1	32		NTU	N/A	N/A
N/A	Ammonia	7/26/01@1326	350.1	0.02	0.02	U	ug/L	DMC	E84589
00940	Chloride	7/26/01@1623	4500ClE	0.005	1	U	mg/l	DMC	E84589
00720	Cyanide	7/25/01@1130	4500CNE	0.005	0.005	U	mg/l	DMC	E84589
38260	Foaming Agents	7/25/01@1045	425.1	0.04	0.21		mg/l	DMC	E84589
00951	Fluoride	7/26/01@1330	4500FC	0.05	0.05	U	mg/l	JBH	E84589
00620	Nitrogen, Nitrate	7/26/01@0830	4500NO3F	0.05	4.5		mg/l	DMC	E84589
00615	Nitrogen, Nitrite	7/26/01@0830	4500NO3F	0.05	0.05	U	mg/l	DMC	E84589
00945	Sulfate	7/26/01@1430	375.4	1	11		mg/l	JBH	E84589
70300	TDS	7/30/01@1030	160.1	2	70		mg/l	TMH	E84589
01501	Gross Alpha	8/3/2001	900	0.7	1		pCi/l	MJN	E83033
N/A	Radium 226	8/9/2001	903.1	0.2	0.8		pCi/l	MJN	E83033
N/A	Radium 228	8/9/2001	Brooks/Blanchard	1.3	1.3	U	pCi/l	MJN	E83033
01105	Aluminum	7/30/2001	200.7	0.2	0.2	U	mg/l	KC	E82574
01097	Antimony	8/6/2001	3113B	0.006	0.006	U	mg/l	KC	E82574
01002	Arsenic	7/30/2001	200.7	0.01	0.01	U	mg/l	KC	E82574
01007	Barium	7/30/2001	200.7	0.02	0.016		mg/l	KC	E82574
01012	Beryllium	7/30/2001	200.7	0.003	0.003	U	mg/l	KC	E82574
01027	Cadmium	7/30/2001	200.7	0.005	0.005	U	mg/l	KC	E82574
01034	Chromium	7/30/2001	200.7	0.01	0.01	U	mg/l	KC	E82574
01042	Copper	7/30/2001	200.7	0.01	0.01	U	mg/l	KC	E82574
01051	Lead	7/30/2001	3113B	0.005	0.0051		mg/l	KC	E82574
01055	Manganese	7/30/2001	200.7	0.01	0.01	U	mg/l	KC	E82574
71900	Mercury	7/30/2001	3112B	0.002	0.002	U	mg/l	KC	E82574
01067	Nickel	7/30/2001	200.7	0.01	0.01	U	mg/l	KC	E82574

PRDL- Project Detection Limit
U- Not detected above the MRL

Fe

Advanced Environmental Laboratories, Inc.

Analytical Report

Client:	Centarl Testing Laboratory	**Report No.:**	T014167
Project No:	N/A	**Date/Time Sampled:**	7/24/01@1010
Matrix:	Groundwater	**Date/Time Submitted:**	7/24/01@1620
		Date Reported:	8/21/2001
Facility No.:	N/A	**Total Pages:**	6
Test Site ID:	Sumter Country Landfill MW -2	**Sampling Method:**	Pump
Sample ID:	T014167-01	**Field Filtered:**	No

Storet Code	Parameter Monitored	Analysis Date/Time	Analysis Method	PRDL	Analysis Result	Data Qualifier	Units	Analyst Initials	DOH ID
01147	Selenium	7/30/2001	3113B	0.01	0.01	U	mg/l	KC	E82574
00929	Sodium	7/30/2001	200.7	0.5	8.5		mg/l	KC	E82574
01077	Silver	7/30/2001	200.7	0.01	0.01	U	mg/l	KC	E82574
01059	Thallium	8/3/2001	200.9	0.002	0.002	U	mg/l	KC	E82574
01092	Zinc	7/30/2001	200.7	0.05	0.05	U	mg/l	KC	E82574

Approved By:

Michael Cammarata, Laboratory Manager

PRDL- Project Detection Limit
U- Not detected above the MRL

Advanced Environmental Laboratories, Inc.

Analytical Report

Client: Centarl Testing Laboratory
Matrix: Groundwater
Test Site ID: Sumter County Landfill MW-4
Sample ID: G010382-03

Report No.: G010382
Date/Time Sampled: 7/23/01@0940
Date/Time Submitted: 7/23/01@1730
Date Reported: 8/15/2001
Total Pages: 6
Sampling Method: N/A
Field Filtered: N/A

GW ELEVATION @ 41.76 FT NGVD

Storet Code	Parameter Monitored	Analysis Date/Time	Analysis Method	PRDL	Analysis Result	Data Qualifier	Units	Analyst Initials	DOH ID
N/A	Static Water Level	N/A	N/A	N/A	28.6		ft	N/A	N/A
00094	Specific Conductivity	N/A	120.1	0.1	6.87		umhos/cm	N/A	N/A
00400	pH	N/A	150.1	0.1	7.25		Units	N/A	N/A
00010	Temperature	N/A	N/A	N/A	28.1		C°	N/A	N/A
82078	Turbidity	N/A	180.1	0.1	11		NTU	N/A	N/A
N/A	Ammonia	7/26/01@1333	350.1	0.02	0.02	U	ug/L	DMC	E84589
00940	Chloride	7/26/01@1637	4500ClE	0.005	53		mg/l	DMC	E84589
00720	Cyanide	7/25/01@1130	4500CNE	0.005	0.005	U	mg/l	DMC	E84589
38260	Foaming Agents	7/25/01@1045	425.1	0.04	0.33		mg/l	DMC	E84589
00951	Fluoride	7/26/01@1330	4500FC	0.05	0.05	U	mg/l	JBH	E84589
00620	Nitrogen, Nitrate	7/24/01@1747	4500NO3F	0.05	15		mg/l	JDA	E82620
00615	Nitrogen, Nitrite	7/24/01@1747	4500NO3F	0.05	0.23		mg/l	JDA	E82620
00945	Sulfate	7/26/01@1430	375.4	1	1	U	mg/l	JBH	E84589
70300	TDS	7/25/01@0900	160.1	2	502		mg/l	MB	E82620
01501	Gross Alpha	8/7/2001	900	1.5	6.1		pCi/l	MJN	E83033
N/A	Radium 226	8/13/2001	903.1	0.1	1.4		pCi/l	MJN	E83033
N/A	Radium 228	8/13/2001	Brooks/Blanchard	1.4	2.2		pCi/l	MJN	E83033
01105	Aluminum	7/27/2001	200.7	0.2	0.2	U	mg/l	KC	E82574
01097	Antimony	7/27/2001	3113B	0.006	0.006	U	mg/l	KC	E82574
01002	Arsenic	7/27/2001	200.7	0.01	0.01	U	mg/l	KC	E82574
01007	Barium	7/27/2001	200.7	0.02	0.012		mg/l	KC	E82574
01012	Beryllium	7/27/2001	200.7	0.003	0.003	U	mg/l	KC	E82574
01027	Cadmium	7/27/2001	200.7	0.005	0.005	U	mg/l	KC	E82574
01034	Chromium	7/27/2001	200.7	0.01	0.013		mg/l	KC	E82574
01042	Copper	7/27/2001	200.7	0.01	0.01	U	mg/l	KC	E82574
01045	Iron	7/27/2001	200.7	0.05	0.052		mg/l	KC	E82574
01051	Lead	7/27/2001	3113B	0.005	0.0087		mg/l	KC	E82574
01055	Manganese	7/27/2001	200.7	0.01	0.01	U	mg/l	KC	E82574
71900	Mercury	7/31/2001	3112B	0.002	0.002	U	mg/l	KC	E82574

PRDL- Project Detection Limit
U- Not detected above the MRL

Advanced Environmental Laboratories, Inc.

Analytical Report

Client:	Centarl Testing Laboratory	**Report No.:**	G010382
Matrix:	Groundwater	**Date/Time Sampled:**	7/23/01@0940
Test Site ID:	Sumter County Landfill MW-4	**Date/Time Submitted:**	7/23/01@1730
Sample ID:	G010382-03	**Date Reported:**	8/15/2001
		Total Pages:	6
		Sampling Method:	N/A
		Field Filtered:	N/A

Storet Code	Parameter Monitored	Analysis Date/Time	Analysis Method	PRDL	Analysis Result	Data Qualifier	Units	Analyst Initials	DOH ID
01067	Nickel	7/27/2001	200.7	0.01	0.01	U	mg/l	KC	E82574
01147	Selenium	7/27/2001	3113B	0.01	0.01	U	mg/l	KC	E82574
00929	Sodium	7/27/2001	200.7	0.5	36		mg/l	KC	E82574
01077	Silver	7/27/2001	200.7	0.01	0.01	U	mg/l	KC	E82574
01059	Thallium	7/27/2001	200.9	0.002	0.002	U	mg/l	KC	E82574
01092	Zinc	7/27/2001	200.7	0.05	0.05	U	mg/l	KC	E82574

Approved By:

Michael Cammarata, Laboratory Manager

U- The compound was analyzed but not detected
Q- Sample held beyond the acceptable hold time

PRDL- Project Detection Limit
U- Not detected above the MRL

Advanced Environmental Laboratories, Inc.

Analytical Report

Client:	Centarl Testing Laboratory	**Report No.:**	G010382
Matrix:	Groundwater	**Date/Time Sampled:**	7/23/01@1055
Test Site ID:	Sumter County Landfill MW-7	**Date/Time Submitted:**	7/23/01@1730
Sample ID:	G010382-02	**Date Reported:**	8/15/2001
		Total Pages:	6
		Sampling Method:	N/A
		Field Filtered:	N/A

GW ELEVATION @ 41.94 FT NGVD

Storet Code	Parameter Monitored	Analysis Date/Time	Analysis Method	PRDL	Analysis Result	Data Qualifier	Units	Analyst Initials	DOH ID
N/A	Static Water Level	N/A	N/A	N/A	31.2		ft	N/A	N/A
00094	Specific Conductivity	N/A	120.1	0.1	22.3		umhos/cm	N/A	N/A
00400	pH	N/A	150.1	0.1	8.42		Units	N/A	N/A
00010	Temperature	N/A	N/A	N/A	25.2		C°	N/A	N/A
82078	Turbidity	N/A	180.1	0.1	11		NTU	N/A	N/A
N/A	Ammonia	7/26/01@1333	350.1	0.02	0.03		ug/L	DMC	E84589
00940	Chloride	7/26/01@1637	4500ClE	0.005	1	U	mg/l	DMC	E84589
00720	Cyanide	7/25/01@1130	4500CNE	0.005	0.005	U	mg/l	DMC	E84589
38260	Foaming Agents	7/25/01@1045	425.1	0.04	0.15		mg/l	DMC	E84589
00951	Fluoride	7/26/01@1330	4500FC	0.05	0.05	U	mg/l	JBH	E84589
00620	Nitrogen, Nitrate	7/24/01@1747	4500NO3F	0.05	3.6		mg/l	JDA	E82620
00615	Nitrogen, Nitrite	7/24/01@1747	4500NO3F	0.05	0.32		mg/l	JDA	E82620
00945	Sulfate	7/26/01@1430	375.4	1	1	U	mg/l	JBH	E84589
70300	TDS	7/25/01@0900	160.1	2	160		mg/l	MB	E82620
01501	Gross Alpha	8/7/2001	900	1.1	1.2		pCi/l	MJN	E83033
N/A	Radium 226	8/13/2001	903.1	0.2	0.6		pCi/l	MJN	E83033
N/A	Radium 228	8/13/2001	Brooks/Blanchard	1.4	1.4	U	pCi/l	MJN	E83033
01105	Aluminum	7/27/2001	200.7	0.2	7		mg/l	KC	E82574
01097	Antimony	7/27/2001	3113B	0.006	0.006	U	mg/l	KC	E82574
01002	Arsenic	7/27/2001	200.7	0.01	0.01	U	mg/l	KC	E82574
01007	Barium	7/27/2001	200.7	0.02	0.041		mg/l	KC	E82574
01012	Beryllium	7/27/2001	200.7	0.003	0.003	U	mg/l	KC	E82574
01027	Cadmium	7/27/2001	200.7	0.005	0.005	U	mg/l	KC	E82574
01034	Chromium	7/27/2001	200.7	0.01	0.039		mg/l	KC	E82574
01042	Copper	7/27/2001	200.7	0.01	0.01	U	mg/l	KC	E82574
01045	Iron	7/27/2001	200.7	0.05	1.3		mg/l	KC	E82574
01051	Lead	7/27/2001	3113B	0.005	0.013		mg/l	KC	E82574
01055	Manganese	7/27/2001	200.7	0.01	0.013		mg/l	KC	E82574
71900	Mercury	7/31/2001	3112B	0.002	0.002	U	mg/l	KC	E82574

PRDL- Project Detection Limit
U- Not detected above the MRL

Advanced Environmental Laboratories, Inc.

Analytical Report

Client:	Centarl Testing Laboratory	**Report No.:**	G010382
Matrix:	Groundwater	**Date/Time Sampled:**	7/23/01@1055
Test Site ID:	Sumter County Landfill MW-7	**Date/Time Submitted:**	7/23/01@1730
Sample ID:	G010382-02	**Date Reported:**	8/15/2001
		Total Pages:	6
		Sampling Method:	N/A
		Field Filtered:	N/A

Storet Code	Parameter Monitored	Analysis Date/Time	Analysis Method	PRDL	Analysis Result	Data Qualifier	Units	Analyst Initials	DOH ID
01067	Nickel	7/27/2001	200.7	0.01	0.01	U	mg/l	KC	E82574
01147	Selenium	7/27/2001	3113B	0.01	0.01	U	mg/l	KC	E82574
00929	Sodium	7/27/2001	200.7	0.5	4.2		mg/l	KC	E82574
01077	Silver	7/27/2001	200.7	0.01	0.01	U	mg/l	KC	E82574
01059	Thallium	7/27/2001	200.9	0.002	0.002	U	mg/l	KC	E82574
01092	Zinc	7/27/2001	200.7	0.05	0.05	U	mg/l	KC	E82574

Approved By: _____

Michael Cammarata, Laboratory Manager

U- The compound was analyzed but not detected

Q- Sample held beyond the acceptable hold time

PRDL- Project Detection Limit

U- Not detected above the MRL

Advanced Environmental Laboratories, Inc.

Analytical Report

Client: Centarl Testing Laboratory
Project No: N/A
Matrix: Groundwater

SEE REVISED REPORT FOR MW-8 RESULTS

Facility No.: N/A
Test Site ID: Sumter Country Landfill MW -8
Sample ID: T014167-02

Report No.: T014167
Date/Time Sampled: 7/24/01@0905
Date/Time Submitted: 7/24/01@1620
Date Reported: 8/21/2001
Total Pages: 6
Sampling Method: Pump
Field Filtered: No

Storet Code	Parameter Monitored	Analysis Date/Time	Analysis Method	PRDL	Analysis Result	Data Qualifier	Units	Analyst Initials	DOH ID
N/A	Static Water Level	NA	N/A	N/A	26.2		ft	N/A	N/A
00094	Specific Conductivity	NA	120.1	0.1	329		umhos/cm	N/A	N/A
00400	pH	NA	150.1	0.1	7.36		Units	N/A	N/A
00010	Temperature	NA	N/A	N/A	27.9		C°	N/A	N/A
82078	Turbidity	NA	180.1	0.1	46		NTU	N/A	N/A
N/A	Ammonia	7/26/01@1326	350.1	0.02	0.02	U	ug/L	DMC	E84589
00940	Chloride	7/26/01@1623	4500ClE	0.005	1	U	mg/l	DMC	E84589
00720	Cyanide	7/25/01@1130	4500CNE	0.005	0.005	U	mg/l	DMC	E84589
38260	Foaming Agents	7/25/01@1045	425.1	0.04	0.12		mg/l	DMC	E84589
00951	Fluoride	7/26/01@1330	4500FC	0.05	0.05	U	mg/l	JBH	E84589
00620	Nitrogen, Nitrate	7/26/01@0830	4500NO3F	0.05	1.4		mg/l	DMC	E84589
00615	Nitrogen, Nitrite	7/26/01@0830	4500NO3F	0.05	0.05	U	mg/l	DMC	E84589
00945	Sulfate	7/26/01@1430	375.4	1	1	U	mg/l	JBH	E84589
70300	TDS	7/30/01@1030	160.1	2	200		mg/l	TMH	E84589
01501	Gross Alpha	8/3/2001	900	1.5	1.5	U	pCi/l	MJN	E83033
N/A	Radium 226	8/9/2001	903.1	0.2	0.4		pCi/l	MJN	E83033
N/A	Radium 228	8/9/2001	Brooks/Blanchard	1.2	1.2	U	pCi/l	MJN	E83033
01105	Aluminum	7/30/2001	200.7	0.2	0.2	U	mg/l	KC	E82574
01097	Antimony	8/6/2001	3113B	0.006	0.006	U	mg/l	KC	E82574
01002	Arsenic	7/30/2001	200.7	0.01	0.01	U	mg/l	KC	E82574
01007	Barium	7/30/2001	200.7	0.02	0.02	U	mg/l	KC	E82574
01012	Beryllium	7/30/2001	200.7	0.003	0.003	U	mg/l	KC	E82574
01027	Cadmium	7/30/2001	200.7	0.005	0.005	U	mg/l	KC	E82574
01034	Chromium	7/30/2001	200.7	0.01	0.01	U	mg/l	KC	E82574
01042	Copper	7/30/2001	200.7	0.01	0.01	U	mg/l	KC	E82574
01051	Lead	7/30/2001	3113B	0.005	0.014		mg/l	KC	E82574
01055	Manganese	7/30/2001	200.7	0.01	0.01	U	mg/l	KC	E82574
71900	Mercury	7/30/2001	3112B	0.002	0.002	U	mg/l	KC	E82574
01067	Nickel	7/30/2001	200.7	0.01	0.01	U	mg/l	KC	E82574

PRDL- Project Detection Limit
U- Not detected above the MRL

Advanced Environmental Laboratories, Inc.

Analytical Report

Client: Centarl Testing Laboratory
Project No: N/A
Matrix: Groundwater

Facility No.: N/A
Test Site ID: Sumter Country Landfill MW -8
Sample ID: T014167-02

Report No.: T014167
Date/Time Sampled: 7/24/01@0905
Date/Time Submitted: 7/24/01@1620
Date Reported: 8/21/2001
Total Pages: 6
Sampling Method: Pump
Field Filtered: No

Storet Code	Parameter Monitored	Analysis Date/Time	Analysis Method	PRDL	Analysis Result	Data Qualifier	Units	Analyst Initials	DOH ID
01147	Selenium	7/30/2001	3113B	0.01	0.01	U	mg/l	KC	E82574
00929	Sodium	7/30/2001	200.7	0.5	5.6		mg/l	KC	E82574
01077	Silver	7/30/2001	200.7	0.01	0.01	U	mg/l	KC	E82574
01059	Thallium	8/3/2001	200.9	0.002	0.002	U	mg/l	KC	E82574
01092	Zinc	7/30/2001	200.7	0.05	0.05	U	mg/l	KC	E82574

Approved By:

Michael Cammarata, Laboratory Manager

PRDL- Project Detection Limit
U- Not detected above the MRL

Advanced Environmental Laboratories, Inc.

Analytical Report

Client: Centarl Testing Laboratory
Project No: N/A
Matrix: Groundwater

Facility No.: N/A
Test Site ID: Sumter Country Landfill MW -9
Sample ID: T014167-03

SEE REVISED REPORT FOR MW-9 RESULTS

Report No.: T014167
Date/Time Sampled: 7/24/01@0945
Date/Time Submitted: 7/24/01@1620
Date Reported: 8/21/2001
Total Pages: 6
Sampling Method: Pump
Field Filtered: No

Storet Code	Parameter Monitored	Analysis Date/Time	Analysis Method	PRDL	Analysis Result	Data Qualifier	Units	Analyst Initials	DOH ID
N/A	Static Water Level	NA	N/A	N/A	29.9		ft	N/A	N/A
00094	Specific Conductivity	NA	120.1	0.1	742		umhos/cm	N/A	N/A
00400	pH	NA	150.1	0.1	7.25		Units	N/A	N/A
00010	Temperature	NA	N/A	N/A	28.2		C°	N/A	N/A
82078	Turbidity	NA	180.1	0.1	71		NTU	N/A	N/A
N/A	Ammonia	7/26/01@1326	350.1	0.02	0.02	U	ug/L	DMC	E84589
00940	Chloride	7/26/01@1623	4500ClE	0.005	1	U	mg/l	DMC	E84589
00720	Cyanide	7/25/01@1130	4500CNE	0.005	0.005	U	mg/l	DMC	E84589
38260	Foaming Agents	7/25/01@1045	425.1	0.04	0.18		mg/l	DMC	E84589
00951	Fluoride	7/26/01@1330	4500FC	0.05	0.05	U	mg/l	JBH	E84589
00620	Nitrogen, Nitrate	7/26/01@0830	4500NO3F	0.05	0.05	U	mg/l	DMC	E84589
00615	Nitrogen, Nitrite	7/26/01@0830	4500NO3F	0.05	0.05	U	mg/l	DMC	E84589
00945	Sulfate	7/26/01@1430	375.4	1	1	U	mg/l	JBH	E84589
70300	TDS	7/30/01@1030	160.1	2	490		mg/l	TMH	E84589
01501	Gross Alpha	8/3/2001	900	1.6	3.6		pCi/l	MJN	E83033
N/A	Radium 226	8/9/2001	903.1	0.2	1.9		pCi/l	MJN	E83033
N/A	Radium 228	8/9/2001	Brooks/Blanchard	1.2	1.2	U	pCi/l	MJN	E83033
01105	Aluminum	7/30/2001	200.7	0.2	0.2	U	mg/l	KC	E82574
01097	Antimony	8/6/2001	3113B	0.006	0.006	U	mg/l	KC	E82574
01002	Arsenic	7/30/2001	200.7	0.01	0.01	U	mg/l	KC	E82574
01007	Barium	7/30/2001	200.7	0.02	0.017		mg/l	KC	E82574
01012	Beryllium	7/30/2001	200.7	0.003	0.003	U	mg/l	KC	E82574
01027	Cadmium	7/30/2001	200.7	0.005	0.005	U	mg/l	KC	E82574
01034	Chromium	7/30/2001	200.7	0.01	0.01	U	mg/l	KC	E82574
01042	Copper	7/30/2001	200.7	0.01	0.01	U	mg/l	KC	E82574
01051	Lead	7/30/2001	3113B	0.005	0.018		mg/l	KC	E82574
01055	Manganese	7/30/2001	200.7	0.01	0.054		mg/l	KC	E82574
71900	Mercury	7/30/2001	3112B	0.002	0.002	U	mg/l	KC	E82574
01067	Nickel	7/30/2001	200.7	0.01	0.01	U	mg/l	KC	E82574

PRDL- Project Detection Limit
U- Not detected above the MRL

Advanced Environmental Laboratories, Inc.

Analytical Report

Client:	Centarl Testing Laboratory	**Report No.:**	T014167
Project No:	N/A	**Date/Time Sampled:**	7/24/01@0945
Matrix:	Groundwater	**Date/Time Submitted:**	7/24/01@1620
		Date Reported:	8/21/2001
Facility No.:	N/A	**Total Pages:**	6
Test Site ID:	Sumter Country Landfill MW -9	**Sampling Method:**	Pump
Sample ID:	T014167-03	**Field Filtered:**	No

Storet Code	Parameter Monitored	Analysis Date/Time	Analysis Method	PRDL	Analysis Result	Data Qualifier	Units	Analyst Initials	DOH ID
01147	Selenium	7/30/2001	3113B	0.01	0.01	U	mg/l	KC	E82574
00929	Sodium	7/30/2001	200.7	0.5	10		mg/l	KC	E82574
01077	Silver	7/30/2001	200.7	0.01	0.01	U	mg/l	KC	E82574
01059	Thallium	8/3/2001	200.9	0.002	0.002	U	mg/l	KC	E82574
01092	Zinc	7/30/2001	200.7	0.05	0.05	U	mg/l	KC	E82574

Approved By: _____

Michael Cammarata, Laboratory Manager

PRDL- Project Detection Limit

U- Not detected above the MRL

Central Testing Laboratory

EB 0002407

Engineering and Materials Testing

Reply to:



May 28, 2003

Sumter County Public Works
P.O. Box 1066
Bushnell, FL 33513

Attn: Mr. Garry Breeden

Re: 2nd quarter 2001 ground water monitoring

Dear Mr. Breeden:

Central Testing Laboratory was reviewing the ground water monitoring plan for sampling that occurred in April 12, 2001, and have discovered an error on the field data sheet. Enclosed is a copy of the corrected field data sheet.

Should you have any questions please contact our office at 352-787-1268

Sincerely,
CENTRAL TESRING LABOATORY

Alan D. Kerr
Environmental Specialist

CC: Mr. John Morris, FDEP
Mr. Garry Breeden
Mr. Lonnie Cash

Sumter County Solid Waste

2nd Quarter 2001
REVISED 5-28-03

GMS# 4060P00095
W.A.C.S. FACILITY #

WELL NUMBER	SAMPLE DATE / TIME	ELEVATION TOP OF CASING	DEPTH TO WATER	WATER ELEVATION	PH	TURBIDITY	TEMP.	COLOR	COND.
MW – 1 Detection	4-12-01 11:00	70.17	28.0	42.17	6.65	60.75	26.7	MILKY	180
MW – 2 Detection	4-12-01 14:25	74.14	32.0	42.14	4.75	3,4	26.1	CLEAR	218
MW – 4 Detection	4-12-01 10:20	70.36	28.3	42.06	6.45	15.0	27.7	CLEAR	973
MW – 6A Background	4-12-01 12:25	77.54	35.23	42.31	6.89	35.0	27.5	MILKY	335
MW – 7 Detection	4-12-01 11:45	73.14	30.9	42.24	6.87	13.0	27.2	CLEAR	355
MW – 8 Detection	4-12-01 13:10	69.26	26.3	42.96	6.50	16.0	26.6	CLEAR	326
MW – 9 Detection	4-12-01 13:45	71.95	29.8	42.15	5.20	1	26.4	CLEAR	128

Southwest District Tampa
JUN 0 2 2003
D.E.P.

Sumter County Solid Waste
2ND Quarter 2001

4

GMS# 4060COOO92
Permit # 22926-002-SF

WELL NUMBER	SAMPLE DATE / TIME	ELEVATION TOP OF CASING	DEPTH TO WATER	WATER ELEVATION	PH	TURBIDITY	TEMP.	COLOR	COND.
MW – 1 Detection	4-12-01 11:00 AM	70.17	~~28.5~~ 28.0	42.17	6.65	60.75	26.7	Milky	180
MW – 2 Detection	4-12-01 2:25 P.	74.14	32.0	42.14	4.75	3.4	26.1	Clear	218
MW – 4 Detection	4-12-01 10:20 AM	70.36	28.3	42.06	6.45	15.0	27.7 C	Clear	973
MW 6A Background	4-12-01 1025	77.54	35.23	42.31	6.89	35.0	27.5	Milky	335
MW-7 Detection	4-12-01 1145 A	73.14	30.9	42.24 value of 26.3	6.87	13.0	27.2	Clear	~~355~~
MW-8 Detection	4-12-01 110 P	~~69.26~~	26.3	~~42.96~~ ~~40.96~~	6.50	16.0	26.6	Clear	321
MW-9 Detection	~~4-12-01~~ 1145	~~71.95~~	29.8	42.15	5.20	1	26.4	Clear	128

65383

JRM
9/17/01

SECOND QUARTER 2001
GROUNDWATER SAMPLING EVENT

SUMTER COUNTY SOLID WASTE FACILITY

SUMTER COUNTY
P.O. BOX 1066
BUSHNELL, FLORIDA

PERMIT # 22926-002-SF

RECEIVED
MAY 29 2001
Department of Environmental Protection
BY SOUTHWEST DISTRICT

CONDUCTED FOR

Mr. Garry Breeden

May 15,2001

LOW GW ELEV @ MW8
MAKES GW FLOW TO SE

NO QC SAMPLES

NO SUMMARY OF GW EXCEEDANCES
NITRATE @ MW-4
TDS @ MW-4, MW-9

MISSING FIELD PARAM-
PH @ MW-8
TURB @ MW-9

CENTRAL TESTING LABORATORY

Conducted and prepared by
Patricia Snowdon, Environmental Specialist

APR. 2001
SAMPLING
EVENT

Central Testing Laboratory

EB 0002407

Engineering and Materials Testing

Reply to:

May 16, 2001

RECEIVED
MAY 29 2001
Department of Environmental Protection
BY SOUTHWEST DISTRICT

Fl. Dept. of Environmental Protection
3804 Coconut Palm Drive
Tampa, Fl 33619

RE: Second Quarter 2001Groundwater Monitoring
Sumter County Solid Waste

Dear Mr. Morris:

Central Testing Laboratory has completed the Second Quarter sampling for the above referenced project in accordance with specific conditions 13A of the permit.

All wells requiring sampling by the permits were sampled on April 12, 2001.

Central Testing Laboratory has received the analysis from the April 12, 2001 sampling.

We have enclosed a copy of the testing and sampling results for your use.

It has been a pleasure assisting you with this project. Should you have questions, or if you would like to discuss this report, please contact our office.

Sincerely,
CENTRAL TESTING LABORATORY

Patricia Snowdon
Environmental Specialist

Theodore J. Strouse, P.E.
Florida Registration #48220

5/24/01

Cc: John Morris, FDEP
Mr. Terry Hurst
Mr. Gary Breeden

P.O. Box 883
Floral City, FL 34436
(352) 726-6447

727 S. 14th Street
Leesburg, FL 34748
(352) 787-1268

Sumter County
(352) 793-3639

1725 SW 17th Street
Ocala, FL 34474
(352) 622-1186

DEP Form # 62-522.900(2)

Form Title Ground Water Monitoring Report

Effective Date

DEP Application No.

Florida Department of Environmental Protection

Twin Towers Office Bldg. 2600 Blair Stone Road Tallahassee, Florida 32399-2400

GROUND WATER MONITORING REPORT

Rule 62-522.600(11)

FLORIDA DEPARTMENT OF ENVIRONMENTAL PROTECTION
MAY 29 2001
SOUTHWEST DISTRICT
TAMPA

PART I GENERAL INFORMATION

(1) Facility Name Sumter County Solid Waste Management Facility

Address 319 E. Anderson Ave.

City Bushnell Zip 33513

Telephone Number (352) 793-0240

(2) The GMS Identification Number 4060C00092

(3) DEP Permit Number 22926-002-SF

(4) Authorized Representative Name Gary Breeden

Address 723 319 E. Anderson Ave.

City Bushnell Zip 33513

Telephone Number (352)793-0240

(5) Type of Discharge Lined landfill

(6) Method of Discharge Groundwater Slow Rate Infiltration

Certification

I certify under penalty of law that I have personally examined and am familiar with the information submitted in this document and all attachments and that, based on my inquiry of those individuals immediately responsible for obtaining the information, I believe that the information is true, accurate, and complete. I am aware that there are significant penalties for submitting false information, including the possibility of fine and imprisonment.

Date: May 16, 2001

Signature of Owner or Authorized Representative

PART II QUALITY ASSURANCE REQUIREMENTS

Sample Organization Comp QAP # Central Testing Laboratory #990017

Analytical Lab Comp QAP # /HRS Certification # Advanced Environmental Laboratory

*Comp QAP # /HRS Certification # 940242-7

Lab Name

Address

Phone Number ( )

Advanced
Environmental Laboratories, Inc.

5810-D Breckenridge Parkway
Tampa, Florida 33610
(813) 630-9616
FAX (813) 630-4327

Client: Central Testing Laboratory
Project Name: Sumter County Landfill
Project Number:

Report Number: T011970
Date Submitted: 4/13/01@1220
Date Reported: 5/10/2001

Address: 723 S. 14th St.
Leesburg, Fl 34748

Project Chemist: KC/DMC/JBH

Page No.: 1 of 15

Attention: Patricia Snowdon

Sample Description

The following groundwater samples were submitted to Advanced Environmental Laboratory on 4/13/01 for the analysis outlined on the attached Chain of Custody:

Project Name:	Sumter County Landfill
MW 4	@1020
MW 1	@1100
MW 7	@1145
MW 6A	@1225
MW 8	@1310
MW 9	@1345
MW 2	@1425

Approved By:

Michael L. Cammarata, Lab Manager

Advanced Environmental Laboratories, Inc.

Analytical Report

Client: Centarl Testing Laboratory
Project No: GMS# 4060COOO92
Matrix: Groundwater

Facility No.: GMS# 4060COOO92
Test Site ID:
Sample ID: MW-4

Report No.: T011970-01
Date/Time Sampled: 4/12/01@1020
Date/Time Submitted: 4/13/01@1220
Date Reported: 5/10/2001
Total Pages: 2
Well Type: Detection

Storet Code	Parameter Monitored	Sampling Method	Field Filtered (Y/N)	Analysis Date/Time	Analysis Method	PRDL	Analysis Result	Units	DOH Lab ID/ Analyst
N/A	Static Water Level	Pump	N	4/12/01@1020	N/A	N/A	**42.06**	ft	N/A
00094	Specific Conductivity	Pump	N	4/12/01@1020	120.1	0.1	**973**	umhos/cm	E84589/JBH
00400	pH	Pump	N	4/12/01@1020	150.1	0.1	**6.45**	Units	E84589/DMC
00081	Color	Pump	N	4/12/01@1020	110.2	5	**C**	N/A	E84589/DMC
00010	Temperature	Pump	N	4/12/01@1020	N/A	N/A	**27.7**	C°	N/A
82078	Turbidity	Pump	N	4/12/01@1020	180.1	0.1	**15**	NTU	E84589/JBH
N/A	Ammonia	Pump	N	4/17/01@1518	350.1	0.02	U	ug/L	E84589/DMC
00940	Chloride	Pump	N	4/24/2001	4500ClE	0.005	**73**	mg/l	E84589/DMC
00720	Cyanide	Pump	N	4/18/2001	4500CNE	0.005	U	mg/l	E84589/DMC
38260	Foaming Agents	Pump	N	4/13/2001	425.1	0.04	**0.33**	mg/l	E84589/DMC
00951	Fluoride	Pump	N	4/18/2001	4500FC	0.05	**0.07**	mg/l	E84589/JBH
00086	Odor	Pump	N	4/13/2001	2150B	1	U	TON	E84589/DMC
00620	Nitrogen, Nitrate	Pump	N	4/14/01@0940	4500NO3F	0.05	**19**	mg/l	E84589/DMC
00615	Nitrogen, Nitrite	Pump	N	4/14/01@0940	4500NO3F	0.05	U	mg/l	E84589/DMC
00945	Sulfate	Pump	N	4/19/2001	375.4	1	U	mg/l	E84589/JBH
70300	TDS	Pump	N	4/16/2001	160.1	2	**520**	mg/l	E84589/JBH
01501	Gross Alpha	Pump	N	4/19/2001	900	1.5	**12.6**	pCi/l	E83033/MJH
N/A	Radium 226	Pump	N	4/25/2001	903.1	0.3	**2.6**	pCi/l	E83033/MJH
N/A	Radium 228	Pump	N	4/25/2001	Brooks/Blanchard	1.4	**1.4**	pCi/l	E83033/MJH
01105	Aluminum	Pump	N	4/19/2001	200.7	0.2	U	mg/l	E82574/KC
01097	Antimony	Pump	N	4/19/2001	3113B	0.006	U	mg/l	E82574/KC
01002	Arsenic	Pump	N	4/19/2001	200.7	0.01	U	mg/l	E82574/KC
01007	Barium	Pump	N	4/19/2001	200.7	0.02	U	mg/l	E82574/KC
01012	Beryllium	Pump	N	4/19/2001	200.7	0.003	U	mg/l	E82574/KC
01027	Cadmium	Pump	N	4/19/2001	200.7	0.005	U	mg/l	E82574/KC
01034	Chromium	Pump	N	4/19/2001	200.7	0.01	U	mg/l	E82574/KC
01042	Copper	Pump	N	4/19/2001	200.7	0.01	U	mg/l	E82574/KC
01045	Iron	Pump	N	4/19/2001	200.7	0.05	U	mg/l	E82574/KC
01051	Lead	Pump	N	4/17/2001	3113B	0.005	U	mg/l	E82574/KC

PRDL- Project Detection Limit
U- Not detected above the MRL

Advanced Environmental Laboratories, Inc.

Analytical Report

Client: Centarl Testing Laboratory
Project No: GMS# 4060COOO92
Matrix: Groundwater

Facility No.: GMS# 4060COOO92
Test Site ID:
Sample ID: MW-4

Report No.: T011970-01
Date/Time Sampled: 4/12/01@1020
Date/Time Submitted: 4/13/01@1220
Date Reported: 5/10/2001
Total Pages: 2
Well Type: Detection

Storet Code	Parameter Monitored	Sampling Method	Field Filtered (Y/N)	Analysis Date/Time	Analysis Method	PRDL	Analysis Result	Units	DOH Lab ID/ Analyst
01055	Manganese	Pump	N	4/19/2001	200.7	0.01	U	mg/l	E82574/KC
71900	Mercury	Pump	N	4/20/2001	3112B	0.002	U	mg/l	E82574/KC
01067	Nickel	Pump	N	4/19/2001	200.7	0.01	U	mg/l	E82574/KC
01147	Selenium	Pump	N	4/20/2001	3113B	0.01	U	mg/l	E82574/KC
00929	Sodium	Pump	N	4/19/2001	200.7	0.5	52	mg/l	E82574/KC
01077	Silver	Pump	N	4/19/2001	200.7	0.01	U	mg/l	E82574/KC
01059	Thallium	Pump	N	4/19/2001	200.9	0.002	U	mg/l	E82574/KC
01092	Zinc	Pump	N	4/19/2001	200.7	0.05	U	mg/l	E82574/KC

PRDL- Project Detection Limit
U- Not detected above the MRL

Advanced Environmental Laboratories, Inc.

Analytical Report

Client: Centarl Testing Laboratory
Project No: GMS# 4060COOO92
Matrix: Groundwater

Facility No.: GMS# 4060COOO92
Test Site ID:
Sample ID: NW-1

Report No.: T011970-02
Date/Time Sampled: 4/12/01@1100
Date/Time Submitted: 4/13/01@1220
Date Reported: 5/10/2001
Total Pages: 2
Well Type: Detection

Storet Code	Parameter Monitored	Sampling Method	Field Filtered (Y/N)	Analysis Date/Time	Analysis Method	PRDL	Analysis Result	Units	DOH Lab ID/ Analyst
N/A	Static Water Level	Pump	N	4/12/01@1020	N/A	N/A	**42.17**	ft	N/A
00094	Specific Conductivity	Pump	N	4/12/01@1020	120.1	0.1	**180**	umhos/cm	E84589/JBH
00400	pH	Pump	N	4/12/01@1020	150.1	0.1	**6.65**	Units	E84589/DMC
00081	Color	Pump	N	4/12/01@1020	110.2	5	**M**	N/A	E84589/DMC
00010	Temperature	Pump	N	4/12/01@1020	N/A	N/A	**26.7**	C°	N/A
82078	Turbidity	Pump	N	4/12/01@1020	180.1	0.1	**60.75**	NTU	E84589/JBH
N/A	Ammonia	Pump	N	4/17/01@1518	350.1	0.02	**0.036**	ug/L	E84589/DMC
00940	Chloride	Pump	N	4/24/2001	4500ClE	0.005	U	mg/l	E84589/DMC
00720	Cyanide	Pump	N	4/18/2001	4500CNE	0.005	U	mg/l	E84589/DMC
38260	Foaming Agents	Pump	N	4/13/2001	425.1	0.04	**0.16**	mg/l	E84589/DMC
00951	Fluoride	Pump	N	4/18/2001	4500FC	0.05	**0.05**	mg/l	E84589/JBH
00086	Odor	Pump	N	4/13/2001	2150B	1	U	TON	E84589/DMC
00620	Nitrogen, Nitrate	Pump	N	4/14/01@0940	4500NO3F	0.05	**3.4**	mg/l	E84589/DMC
00615	Nitrogen, Nitrite	Pump	N	4/14/01@0940	4500NO3F	0.05	U	mg/l	E84589/DMC
00945	Sulfate	Pump	N	4/19/2001	375.4	1	U	mg/l	E84589/JBH
70300	TDS	Pump	N	4/16/2001	160.1	2	**130**	mg/l	E84589/JBH
01501	Gross Alpha	Pump	N	4/19/2001	900	0.7	**6.9**	pCi/l	E83033/MJH
N/A	Radium 226	Pump	N	4/25/2001	903.1	0.2	**1.4**	pCi/l	E83033/MJH
N/A	Radium 228	Pump	N	4/25/2001	Brooks/Blanchard	1.3	U	pCi/l	E83033/MJH
01105	Aluminum	Pump	N	4/19/2001	200.7	0.2	U	mg/l	E82574/KC
01097	Antimony	Pump	N	4/19/2001	3113B	0.006	U	mg/l	E82574/KC
01002	Arsenic	Pump	N	4/19/2001	200.7	0.01	U	mg/l	E82574/KC
01007	Barium	Pump	N	4/19/2001	200.7	0.02	U	mg/l	E82574/KC
01012	Beryllium	Pump	N	4/19/2001	200.7	0.003	U	mg/l	E82574/KC
01027	Cadmium	Pump	N	4/19/2001	200.7	0.005	U	mg/l	E82574/KC
01034	Chromium	Pump	N	4/19/2001	200.7	0.01	U	mg/l	E82574/KC
01042	Copper	Pump	N	4/19/2001	200.7	0.01	U	mg/l	E82574/KC
01045	Iron	Pump	N	4/19/2001	200.7	0.05	U	mg/l	E82574/KC
01051	Lead	Pump	N	4/17/2001	3113B	0.005	U	mg/l	E82574/KC

PRDL- Project Detection Limit
U- Not detected above the MRL

Advanced Environmental Laboratories, Inc.

Analytical Report

Client: Centarl Testing Laboratory
Project No: GMS# 4060COOO92
Matrix: Groundwater

Facility No.: GMS# 4060COOO92
Test Site ID:
Sample ID: NW-1

Report No.: T011970-02
Date/Time Sampled: 4/12/01@1100
Date/Time Submitted: 4/13/01@1220
Date Reported: 5/10/2001
Total Pages: 2
Well Type: Detection

Storet Code	Parameter Monitored	Sampling Method	Field Filtered (Y/N)	Analysis Date/Time	Analysis Method	PRDL	Analysis Result	Units	DOH Lab ID/ Analyst
01055	Manganese	Pump	N	4/19/2001	200.7	0.01	**0.017**	mg/l	E82574/KC
71900	Mercury	Pump	N	4/20/2001	3112B	0.002	U	mg/l	E82574/KC
01067	Nickel	Pump	N	4/19/2001	200.7	0.01	U	mg/l	E82574/KC
01147	Selenium	Pump	N	4/20/2001	3113B	0.01	U	mg/l	E82574/KC
00929	Sodium	Pump	N	4/19/2001	200.7	0.5	**2.2**	mg/l	E82574/KC
01077	Silver	Pump	N	4/19/2001	200.7	0.01	U	mg/l	E82574/KC
01059	Thallium	Pump	N	4/19/2001	200.9	0.002	U	mg/l	E82574/KC
01092	Zinc	Pump	N	4/19/2001	200.7	0.05	U	mg/l	E82574/KC

PRDL- Project Detection Limit
U- Not detected above the MRL

Advanced Environmental Laboratories, Inc.

Analytical Report

Client: Centarl Testing Laboratory
Project No: GMS# 4060COOO92
Matrix: Groundwater

Facility No.: GMS# 4060COOO92
Test Site ID:
Sample ID: MW-7

Report No.: T01197-03
Date/Time Sampled: 4/12/01@1145
Date/Time Submitted: 4/13/01@1220
Date Reported: 5/10/2001
Total Pages: 2
Well Type: Detection

Storet Code	Parameter Monitored	Sampling Method	Field Filtered (Y/N)	Analysis Date/Time	Analysis Method	PRDL	Analysis Result	Units	DOH Lab ID/ Analyst
N/A	Static Water Level	Pump	N	4/12/01@1020	N/A	N/A	**42.24**	ft	N/A
00094	Specific Conductivity	Pump	N	4/12/01@1020	120.1	0.1	**355**	umhos/cm	E84589/JBH
00400	pH	Pump	N	4/12/01@1020	150.1	0.1	**6.87**	Units	E84589/DMC
00081	Color	Pump	N	4/12/01@1020	110.2	5	**M**	N/A	E84589/DMC
00010	Temperature	Pump	N	4/12/01@1020	N/A	N/A	**27.2**	C°	N/A
82078	Turbidity	Pump	N	4/12/01@1020	180.1	0.1	**13**	NTU	E84589/JBH
N/A	Ammonia	Pump	N	4/17/01@1518	350.1	0.02	**0.041**	ug/L	E84589/DMC
00940	Chloride	Pump	N	4/24/2001	4500ClE	0.005	**1.3**	mg/l	E84589/DMC
00720	Cyanide	Pump	N	4/18/2001	4500CNE	0.005	U	mg/l	E84589/DMC
38260	Foaming Agents	Pump	N	4/13/2001	425.1	0.04	**0.18**	mg/l	E84589/DMC
00951	Fluoride	Pump	N	4/18/2001	4500FC	0.05	U	mg/l	E84589/JBH
00086	Odor	Pump	N	4/13/2001	2150B	1	U	TON	E84589/DMC
00620	Nitrogen, Nitrate	Pump	N	4/14/01@0940	4500NO3F	0.05	**4.4**	mg/l	E84589/DMC
00615	Nitrogen, Nitrite	Pump	N	4/14/01@0940	4500NO3F	0.05	U	mg/l	E84589/DMC
00945	Sulfate	Pump	N	4/19/2001	375.4	1	U	mg/l	E84589/JBH
70300	TDS	Pump	N	4/16/2001	160.1	2	**180**	mg/l	E84589/JBH
01501	Gross Alpha	Pump	N	4/19/2001	900	0.7	**1.8**	pCi/l	E83033/MJH
N/A	Radium 226	Pump	N	4/25/2001	903.1	0.2	**0.5**	pCi/l	E83033/MJH
N/A	Radium 228	Pump	N	4/25/2001	Brooks/Blanchard	1.3	U	pCi/l	E83033/MJH
01105	Aluminum	Pump	N	4/19/2001	200.7	0.2	U	mg/l	E82574/KC
01097	Antimony	Pump	N	4/19/2001	3113B	0.006	U	mg/l	E82574/KC
01002	Arsenic	Pump	N	4/19/2001	200.7	0.01	U	mg/l	E82574/KC
01007	Barium	Pump	N	4/19/2001	200.7	0.02	U	mg/l	E82574/KC
01012	Beryllium	Pump	N	4/19/2001	200.7	0.003	U	mg/l	E82574/KC
01027	Cadmium	Pump	N	4/19/2001	200.7	0.005	U	mg/l	E82574/KC
01034	Chromium	Pump	N	4/19/2001	200.7	0.01	U	mg/l	E82574/KC
01042	Copper	Pump	N	4/19/2001	200.7	0.01	U	mg/l	E82574/KC
01045	Iron	Pump	N	4/19/2001	200.7	0.05	U	mg/l	E82574/KC
01051	Lead	Pump	N	4/17/2001	3113B	0.005	U	mg/l	E82574/KC

PRDL- Project Detection Limit
U- Not detected above the MRL

Advanced Environmental Laboratories, Inc.

Analytical Report

Client: Centarl Testing Laboratory
Project No: GMS# 4060COOO92
Matrix: Groundwater

Facility No.: GMS# 4060COOO92
Test Site ID:
Sample ID: MW-7

Report No.: T01197-03
Date/Time Sampled: 4/12/01@1145
Date/Time Submitted: 4/13/01@1220
Date Reported: 5/10/2001
Total Pages: 2
Well Type: Detection

Storet Code	Parameter Monitored	Sampling Method	Field Filtered (Y/N)	Analysis Date/Time	Analysis Method	PRDL	Analysis Result	Units	DOH Lab ID/ Analyst
01055	Manganese	Pump	N	4/19/2001	200.7	0.01	U	mg/l	E82574/KC
71900	Mercury	Pump	N	4/20/2001	3112B	0.002	U	mg/l	E82574/KC
01067	Nickel	Pump	N	4/19/2001	200.7	0.01	U	mg/l	E82574/KC
01147	Selenium	Pump	N	4/20/2001	3113B	0.01	U	mg/l	E82574/KC
00929	Sodium	Pump	N	4/19/2001	200.7	0.5	2.8	mg/l	E82574/KC
01077	Silver	Pump	N	4/19/2001	200.7	0.01	U	mg/l	E82574/KC
01059	Thallium	Pump	N	4/19/2001	200.9	0.002	U	mg/l	E82574/KC
01092	Zinc	Pump	N	4/19/2001	200.7	0.05	U	mg/l	E82574/KC

PRDL- Project Detection Limit
U- Not detected above the MRL

Advanced Environmental Laboratories, Inc.

Analytical Report

Client: Centarl Testing Laboratory
Project No: GMS# 4060COOO92
Matrix: Groundwater

Facility No.: GMS# 4060COOO92
Test Site ID:
Sample ID: MW-6A

Report No.: T011970-04
Date/Time Sampled: 4/12/01@1225
Date/Time Submitted: 4/13/01@1220
Date Reported: 5/10/2001
Total Pages: 2
Well Type: Detection

Storet Code	Parameter Monitored	Sampling Method	Field Filtered (Y/N)	Analysis Date/Time	Analysis Method	PRDL	Analysis Result	Units	DOH Lab ID/ Analyst
N/A	Static Water Level	Pump	N	4/12/01@1020	N/A	N/A	**42.31**	ft	N/A
00094	Specific Conductivity	Pump	N	4/12/01@1020	120.1	0.1	**335**	umhos/cm	E84589/JBH
00400	pH	Pump	N	4/12/01@1020	150.1	0.1	**6.89**	Units	E84589/DMC
00081	Color	Pump	N	4/12/01@1020	110.2	5	**C**	N/A	E84589/DMC
00010	Temperature	Pump	N	4/12/01@1020	N/A	N/A	**27.5**	C°	N/A
82078	Turbidity	Pump	N	4/12/01@1020	180.1	0.1	**35**	NTU	E84589/JBH
N/A	Ammonia	Pump	N	4/17/01@1518	350.1	0.02	U	ug/L	E84589/DMC
00940	Chloride	Pump	N	4/24/2001	4500ClE	0.005	U	mg/l	E84589/DMC
00720	Cyanide	Pump	N	4/18/2001	4500CNE	0.005	U	mg/l	E84589/DMC
38260	Foaming Agents	Pump	N	4/13/2001	425.1	0.04	**0.18**	mg/l	E84589/DMC
00951	Fluoride	Pump	N	4/18/2001	4500FC	0.05	U	mg/l	E84589/JBH
00086	Odor	Pump	N	4/13/2001	2150B	1	U	TON	E84589/DMC
00620	Nitrogen, Nitrate	Pump	N	4/14/01@0940	4500NO3F	0.05	**5.4**	mg/l	E84589/DMC
00615	Nitrogen, Nitrite	Pump	N	4/14/01@0940	4500NO3F	0.05	U	mg/l	E84589/DMC
00945	Sulfate	Pump	N	4/19/2001	375.4	1	**9.5**	mg/l	E84589/JBH
70300	TDS	Pump	N	4/16/2001	160.1	2	**180**	mg/l	E84589/JBH
01501	Gross Alpha	Pump	N	4/19/2001	900	1.0	**3**	pCi/l	E83033/MJH
N/A	Radium 226	Pump	N	4/25/2001	903.1	0.1	**0.6**	pCi/l	E83033/MJH
N/A	Radium 228	Pump	N	4/25/2001	Brooks/Blanchard	1.3	U	pCi/l	E83033/MJH
01105	Aluminum	Pump	N	4/19/2001	200.7	0.2	U	mg/l	E82574/KC
01097	Antimony	Pump	N	4/19/2001	3113B	0.006	U	mg/l	E82574/KC
01002	Arsenic	Pump	N	4/19/2001	200.7	0.01	U	mg/l	E82574/KC
01007	Barium	Pump	N	4/19/2001	200.7	0.02	U	mg/l	E82574/KC
01012	Beryllium	Pump	N	4/19/2001	200.7	0.003	U	mg/l	E82574/KC
01027	Cadmium	Pump	N	4/19/2001	200.7	0.005	U	mg/l	E82574/KC
01034	Chromium	Pump	N	4/19/2001	200.7	0.01	U	mg/l	E82574/KC
01042	Copper	Pump	N	4/19/2001	200.7	0.01	U	mg/l	E82574/KC
01045	Iron	Pump	N	4/19/2001	200.7	0.05	**0.052**	mg/l	E82574/KC
01051	Lead	Pump	N	4/17/2001	3113B	0.005	U	mg/l	E82574/KC

PRDL- Project Detection Limit
U- Not detected above the MRL

Advanced Environmental Laboratories, Inc.

Analytical Report

Client: Centarl Testing Laboratory
Project No: GMS# 4060COOO92
Matrix: Groundwater

Facility No.: GMS# 4060COOO92
Test Site ID:
Sample ID: MW-6A

Report No.: T011970-04
Date/Time Sampled: 4/12/01@1225
Date/Time Submitted: 4/13/01@1220
Date Reported: 5/10/2001
Total Pages: 2
Well Type: Detection

Storet Code	Parameter Monitored	Sampling Method	Field Filtered (Y/N)	Analysis Date/Time	Analysis Method	PRDL	Analysis Result	Units	DOH Lab ID/ Analyst
01055	Manganese	Pump	N	4/19/2001	200.7	0.01	**0.01**	mg/l	E82574/KC
71900	Mercury	Pump	N	4/20/2001	3112B	0.002	U	mg/l	E82574/KC
01067	Nickel	Pump	N	4/19/2001	200.7	0.01	U	mg/l	E82574/KC
01147	Selenium	Pump	N	4/20/2001	3113B	0.01	U	mg/l	E82574/KC
00929	Sodium	Pump	N	4/19/2001	200.7	0.5	**2.9**	mg/l	E82574/KC
01077	Silver	Pump	N	4/19/2001	200.7	0.01	U	mg/l	E82574/KC
01059	Thallium	Pump	N	4/19/2001	200.9	0.002	U	mg/l	E82574/KC
01092	Zinc	Pump	N	4/19/2001	200.7	0.05	U	mg/l	E82574/KC

PRDL- Project Detection Limit
U- Not detected above the MRL

Advanced Environmental Laboratories, Inc.

Analytical Report

Client: Centarl Testing Laboratory
Project No: GMS# 4060COOO92
Matrix: Groundwater

Facility No.: GMS# 4060COOO92
Test Site ID:
Sample ID: MW-8

Report No.: T011970-05
Date/Time Sampled: 4/12/01@1310
Date/Time Submitted: 4/13/01@1220
Date Reported: 5/10/2001
Total Pages: 2
Well Type: Detection

Storet Code	Parameter Monitored	Sampling Method	Field Filtered (Y/N)	Analysis Date/Time	Analysis Method	PRDL	Analysis Result	Units	DOH Lab ID/ Analyst
N/A	Static Water Level	Pump	N	4/12/01@1020	N/A	N/A	**40.96**	ft	N/A
00094	Specific Conductivity	Pump	N	4/12/01@1020	120.1	0.1	**326**	umhos/cm	E84589/JBH
00400	pH	Pump	N	4/12/01@1020	150.1	0.1	**N/A**	Units	E84589/DMC
00081	Color	Pump	N	4/12/01@1020	110.2	5	**C**	N/A	E84589/DMC
00010	Temperature	Pump	N	4/12/01@1020	N/A	N/A	**N/A**	C°	N/A
82078	Turbidity	Pump	N	4/12/01@1020	180.1	0.1	**16**	NTU	E84589/JBH
N/A	Ammonia	Pump	N	4/17/01@1518	350.1	0.02	**0.024**	ug/L	E84589/DMC
00940	Chloride	Pump	N	4/24/2001	4500ClE	0.005	U	mg/l	E84589/DMC
00720	Cyanide	Pump	N	4/18/2001	4500CNE	0.005	U	mg/l	E84589/DMC
38260	Foaming Agents	Pump	N	4/13/2001	425.1	0.04	**0.13**	mg/l	E84589/DMC
00951	Fluoride	Pump	N	4/18/2001	4500FC	0.05	U	mg/l	E84589/JBH
00086	Odor	Pump	N	4/13/2001	2150B	1	**2**	TON	E84589/DMC
00620	Nitrogen, Nitrate	Pump	N	4/14/01@0940	4500NO3F	0.05	**1.64**	mg/l	E84589/DMC
00615	Nitrogen, Nitrite	Pump	N	4/14/01@0940	4500NO3F	0.05	U	mg/l	E84589/DMC
00945	Sulfate	Pump	N	4/19/2001	375.4	1	U	mg/l	E84589/JBH
70300	TDS	Pump	N	4/16/2001	160.1	2	**190**	mg/l	E84589/JBH
01501	Gross Alpha	Pump	N	4/19/2001	900	1.2	U	pCi/l	E83033/MJH
N/A	Radium 226	Pump	N	4/25/2001	903.1	0.2	**0.8**	pCi/l	E83033/MJH
N/A	Radium 228	Pump	N	4/25/2001	Brooks/Blanchard	1.3	U	pCi/l	E83033/MJH
01105	Aluminum	Pump	N	4/19/2001	200.7	0.2	U	mg/l	E82574/KC
01097	Antimony	Pump	N	4/19/2001	3113B	0.006	U	mg/l	E82574/KC
01002	Arsenic	Pump	N	4/19/2001	200.7	0.01	U	mg/l	E82574/KC
01007	Barium	Pump	N	4/19/2001	200.7	0.02	U	mg/l	E82574/KC
01012	Beryllium	Pump	N	4/19/2001	200.7	0.003	U	mg/l	E82574/KC
01027	Cadmium	Pump	N	4/19/2001	200.7	0.005	U	mg/l	E82574/KC
01034	Chromium	Pump	N	4/19/2001	200.7	0.01	U	mg/l	E82574/KC
01042	Copper	Pump	N	4/19/2001	200.7	0.01	U	mg/l	E82574/KC
01045	Iron	Pump	N	4/19/2001	200.7	0.05	U	mg/l	E82574/KC
01051	Lead	Pump	N	4/17/2001	3113B	0.005	U	mg/l	E82574/KC

PRDL- Project Detection Limit
U- Not detected above the MRL

Advanced Environmental Laboratories, Inc.

Analytical Report

Client: Centarl Testing Laboratory
Project No: GMS# 4060COOO92
Matrix: Groundwater

Facility No.: GMS# 4060COOO92
Test Site ID:
Sample ID: MW-8

Report No.: T011970-05
Date/Time Sampled: 4/12/01@1310
Date/Time Submitted: 4/13/01@1220
Date Reported: 5/10/2001
Total Pages: 2
Well Type: Detection

Storet Code	Parameter Monitored	Sampling Method	Field Filtered (Y/N)	Analysis Date/Time	Analysis Method	PRDL	Analysis Result	Units	DOH Lab ID/ Analyst
01055	Manganese	Pump	N	4/19/2001	200.7	0.01	U	mg/l	E82574/KC
71900	Mercury	Pump	N	4/20/2001	3112B	0.002	U	mg/l	E82574/KC
01067	Nickel	Pump	N	4/19/2001	200.7	0.01	U	mg/l	E82574/KC
01147	Selenium	Pump	N	4/20/2001	3113B	0.01	U	mg/l	E82574/KC
00929	Sodium	Pump	N	4/19/2001	200.7	0.5	4.6	mg/l	E82574/KC
01077	Silver	Pump	N	4/19/2001	200.7	0.01	U	mg/l	E82574/KC
01059	Thallium	Pump	N	4/19/2001	200.9	0.002	U	mg/l	E82574/KC
01092	Zinc	Pump	N	4/19/2001	200.7	0.05	U	mg/l	E82574/KC

PRDL- Project Detection Limit
U- Not detected above the MRL

Advanced Environmental Laboratories, Inc.

Analytical Report

Client: Centarl Testing Laboratory
Project No: GMS# 4060COOO92
Matrix: Groundwater

Facility No.: GMS# 4060COOO92
Test Site ID:
Sample ID: MW-9

Report No.: T011970-06
Date/Time Sampled: 4/12/01@1345
Date/Time Submitted: 4/13/01@1220
Date Reported: 5/10/2001
Total Pages: 2
Well Type: Detection

Storet Code	Parameter Monitored	Sampling Method	Field Filtered (Y/N)	Analysis Date/Time	Analysis Method	PRDL	Analysis Result	Units	DOH Lab ID/ Analyst
N/A	Static Water Level	Pump	N	4/12/01@1020	N/A	N/A	**42.15**	ft	N/A
00094	Specific Conductivity	Pump	N	4/12/01@1020	120.1	0.1	**128**	umhos/cm	E84589/JBH
00400	pH	Pump	N	4/12/01@1020	150.1	0.1	**5.2**	Units	E84589/DMC
00081	Color	Pump	N	4/12/01@1020	110.2	5	**C**	N/A	E84589/DMC
00010	Temperature	Pump	N	4/12/01@1020	N/A	N/A	**26.4**	C°	N/A
82078	Turbidity	Pump	N	4/12/01@1020	180.1	0.1	**N/A**	NTU	E84589/JBH
N/A	Ammonia	Pump	N	4/17/01@1518	350.1	0.02	**0.12**	ug/L	E84589/DMC
00940	Chloride	Pump	N	4/24/2001	4500ClE	0.005	**4.8**	mg/l	E84589/DMC
00720	Cyanide	Pump	N	4/18/2001	4500CNE	0.005	U	mg/l	E84589/DMC
38260	Foaming Agents	Pump	N	4/13/2001	425.1	0.04	**0.18**	mg/l	E84589/DMC
00951	Fluoride	Pump	N	4/18/2001	4500FC	0.05	U	mg/l	E84589/JBH
00086	Odor	Pump	N	4/13/2001	2150B	1	U	TON	E84589/DMC
00620	Nitrogen, Nitrate	Pump	N	4/14/01@0940	4500NO3F	0.05	**0.1**	mg/l	E84589/DMC
00615	Nitrogen, Nitrite	Pump	N	4/14/01@0940	4500NO3F	0.05	U	mg/l	E84589/DMC
00945	Sulfate	Pump	N	4/19/2001	375.4	1	U	mg/l	E84589/JBH
70300	TDS	Pump	N	4/16/2001	160.1	2	**530**	mg/l	E84589/JBH
01501	Gross Alpha	Pump	N	4/19/2001	900	1.8	**2.6**	pCi/l	E83033/MJH
N/A	Radium 226	Pump	N	4/25/2001	903.1	0.1	**1.5**	pCi/l	E83033/MJH
N/A	Radium 228	Pump	N	4/25/2001	Brooks/Blanchard	1.3	**1.6**	pCi/l	E83033/MJH
01105	Aluminum	Pump	N	4/19/2001	200.7	0.2	U	mg/l	E82574/KC
01097	Antimony	Pump	N	4/19/2001	3113B	0.006	U	mg/l	E82574/KC
01002	Arsenic	Pump	N	4/19/2001	200.7	0.01	U	mg/l	E82574/KC
01007	Barium	Pump	N	4/19/2001	200.7	0.02	U	mg/l	E82574/KC
01012	Beryllium	Pump	N	4/19/2001	200.7	0.003	U	mg/l	E82574/KC
01027	Cadmium	Pump	N	4/19/2001	200.7	0.005	U	mg/l	E82574/KC
01034	Chromium	Pump	N	4/19/2001	200.7	0.01	U	mg/l	E82574/KC
01042	Copper	Pump	N	4/19/2001	200.7	0.01	U	mg/l	E82574/KC
01045	Iron	Pump	N	4/19/2001	200.7	0.05	U	mg/l	E82574/KC
01051	Lead	Pump	N	4/17/2001	3113B	0.005	U	mg/l	E82574/KC

PRDL- Project Detection Limit
U- Not detected above the MRL

Advanced Environmental Laboratories, Inc.

Analytical Report

Client: Centarl Testing Laboratory
Project No: GMS# 4060COOO92
Matrix: Groundwater

Facility No.: GMS# 4060COOO92
Test Site ID:
Sample ID: MW-9

Report No.: T011970-06
Date/Time Sampled: 4/12/01@1345
Date/Time Submitted: 4/13/01@1220
Date Reported: 5/10/2001
Total Pages: 2
Well Type: Detection

Storet Code	Parameter Monitored	Sampling Method	Field Filtered (Y/N)	Analysis Date/Time	Analysis Method	PRDL	Analysis Result	Units	DOH Lab ID/ Analyst
01055	Manganese	Pump	N	4/19/2001	200.7	0.01	U	mg/l	E82574/KC
71900	Mercury	Pump	N	4/20/2001	3112B	0.002	U	mg/l	E82574/KC
01067	Nickel	Pump	N	4/19/2001	200.7	0.01	U	mg/l	E82574/KC
01147	Selenium	Pump	N	4/20/2001	3113B	0.01	U	mg/l	E82574/KC
00929	Sodium	Pump	N	4/19/2001	200.7	0.5	6.9	mg/l	E82574/KC
01077	Silver	Pump	N	4/19/2001	200.7	0.01	U	mg/l	E82574/KC
01059	Thallium	Pump	N	4/19/2001	200.9	0.002	U	mg/l	E82574/KC
01092	Zinc	Pump	N	4/19/2001	200.7	0.05	U	mg/l	E82574/KC

PRDL- Project Detection Limit
U- Not detected above the MRL

Advanced Environmental Laboratories, Inc.

Analytical Report

Client: Centarl Testing Laboratory
Project No: GMS# 4060COOO92
Matrix: Groundwater

Facility No.: GMS# 4060COOO92
Test Site ID:
Sample ID: MW-2

Report No.: T011970-07
Date/Time Sampled: 4/12/01@1425
Date/Time Submitted: 4/13/01@1220
Date Reported: 5/10/2001
Total Pages: 2
Well Type: Detection

Storet Code	Parameter Monitored	Sampling Method	Field Filtered (Y/N)	Analysis Date/Time	Analysis Method	PRDL	Analysis Result	Units	DOH Lab ID/ Analyst
N/A	Static Water Level	Pump	N	4/12/01@1020	N/A	N/A	**42.14**	ft	N/A
00094	Specific Conductivity	Pump	N	4/12/01@1020	120.1	0.1	**218**	umhos/cm	E84589/JBH
00400	pH	Pump	N	4/12/01@1020	150.1	0.1	**4.75**	Units	E84589/DMC
00081	Color	Pump	N	4/12/01@1020	110.2	5	**C**	N/A	E84589/DMC
00010	Temperature	Pump	N	4/12/01@1020	N/A	N/A	**26.1**	C°	N/A
82078	Turbidity	Pump	N	4/12/01@1020	180.1	0.1	**3.4**	NTU	E84589/JBH
N/A	Ammonia	Pump	N	4/17/01@1518	350.1	0.02	U	ug/L	E84589/DMC
00940	Chloride	Pump	N	4/24/2001	4500ClE	0.005	U	mg/l	E84589/DMC
00720	Cyanide	Pump	N	4/18/2001	4500CNE	0.005	U	mg/l	E84589/DMC
38260	Foaming Agents	Pump	N	4/13/2001	425.1	0.04	**0.18**	mg/l	E84589/DMC
00951	Fluoride	Pump	N	4/18/2001	4500FC	0.05	U	mg/l	E84589/JBH
00086	Odor	Pump	N	4/13/2001	2150B	1	U	TON	E84589/DMC
00620	Nitrogen, Nitrate	Pump	N	4/14/01@0940	4500NO3F	0.05	**5.1**	mg/l	E84589/DMC
00615	Nitrogen, Nitrite	Pump	N	4/14/01@0940	4500NO3F	0.05	U	mg/l	E84589/DMC
00945	Sulfate	Pump	N	4/19/2001	375.4	1	**19.2**	mg/l	E84589/JBH
70300	TDS	Pump	N	4/16/2001	160.1	2	**100**	mg/l	E84589/JBH
01501	Gross Alpha	Pump	N	4/19/2001	900	0.7	**1.3**	pCi/l	E83033/MJH
N/A	Radium 226	Pump	N	4/25/2001	903.1	0.3	**0.8**	pCi/l	E83033/MJH
N/A	Radium 228	Pump	N	4/25/2001	Brooks/Blanchard	1.5	U	pCi/l	E83033/MJH
01105	Aluminum	Pump	N	4/19/2001	200.7	0.2	U	mg/l	E82574/KC
01097	Antimony	Pump	N	4/19/2001	3113B	0.006	U	mg/l	E82574/KC
01002	Arsenic	Pump	N	4/19/2001	200.7	0.01	U	mg/l	E82574/KC
01007	Barium	Pump	N	4/19/2001	200.7	0.02	U	mg/l	E82574/KC
01012	Beryllium	Pump	N	4/19/2001	200.7	0.003	U	mg/l	E82574/KC
01027	Cadmium	Pump	N	4/19/2001	200.7	0.005	U	mg/l	E82574/KC
01034	Chromium	Pump	N	4/19/2001	200.7	0.01	U	mg/l	E82574/KC
01042	Copper	Pump	N	4/19/2001	200.7	0.01	U	mg/l	E82574/KC
01045	Iron	Pump	N	4/19/2001	200.7	0.05	U	mg/l	E82574/KC
01051	Lead	Pump	N	4/17/2001	3113B	0.005	U	mg/l	E82574/KC

PRDL- Project Detection Limit
U- Not detected above the MRL

Advanced Environmental Laboratories, Inc.

Analytical Report

Client: Centarl Testing Laboratory
Project No: GMS# 4060COOO92
Matrix: Groundwater

Facility No.: GMS# 4060COOO92
Test Site ID:
Sample ID: MW-2

Report No.: T011970-07
Date/Time Sampled: 4/12/01@1425
Date/Time Submitted: 4/13/01@1220
Date Reported: 5/10/2001
Total Pages: 2
Well Type: Detection

Storet Code	Parameter Monitored	Sampling Method	Field Filtered (Y/N)	Analysis Date/Time	Analysis Method	PRDL	Analysis Result	Units	DOH Lab ID/ Analyst
01055	Manganese	Pump	N	4/19/2001	200.7	0.01	**0.01**	mg/l	E82574/KC
71900	Mercury	Pump	N	4/20/2001	3112B	0.002	U	mg/l	E82574/KC
01067	Nickel	Pump	N	4/19/2001	200.7	0.01	U	mg/l	E82574/KC
01147	Selenium	Pump	N	4/20/2001	3113B	0.01	U	mg/l	E82574/KC
00929	Sodium	Pump	N	4/19/2001	200.7	0.5	**8.2**	mg/l	E82574/KC
01077	Silver	Pump	N	4/19/2001	200.7	0.01	U	mg/l	E82574/KC
01059	Thallium	Pump	N	4/19/2001	200.9	0.002	U	mg/l	E82574/KC
01092	Zinc	Pump	N	4/19/2001	200.7	0.05	U	mg/l	E82574/KC

PRDL- Project Detection Limit
U- Not detected above the MRL

Sumter County Public Works
2nd quarter 2001

Scale; 1" = 6o Feet

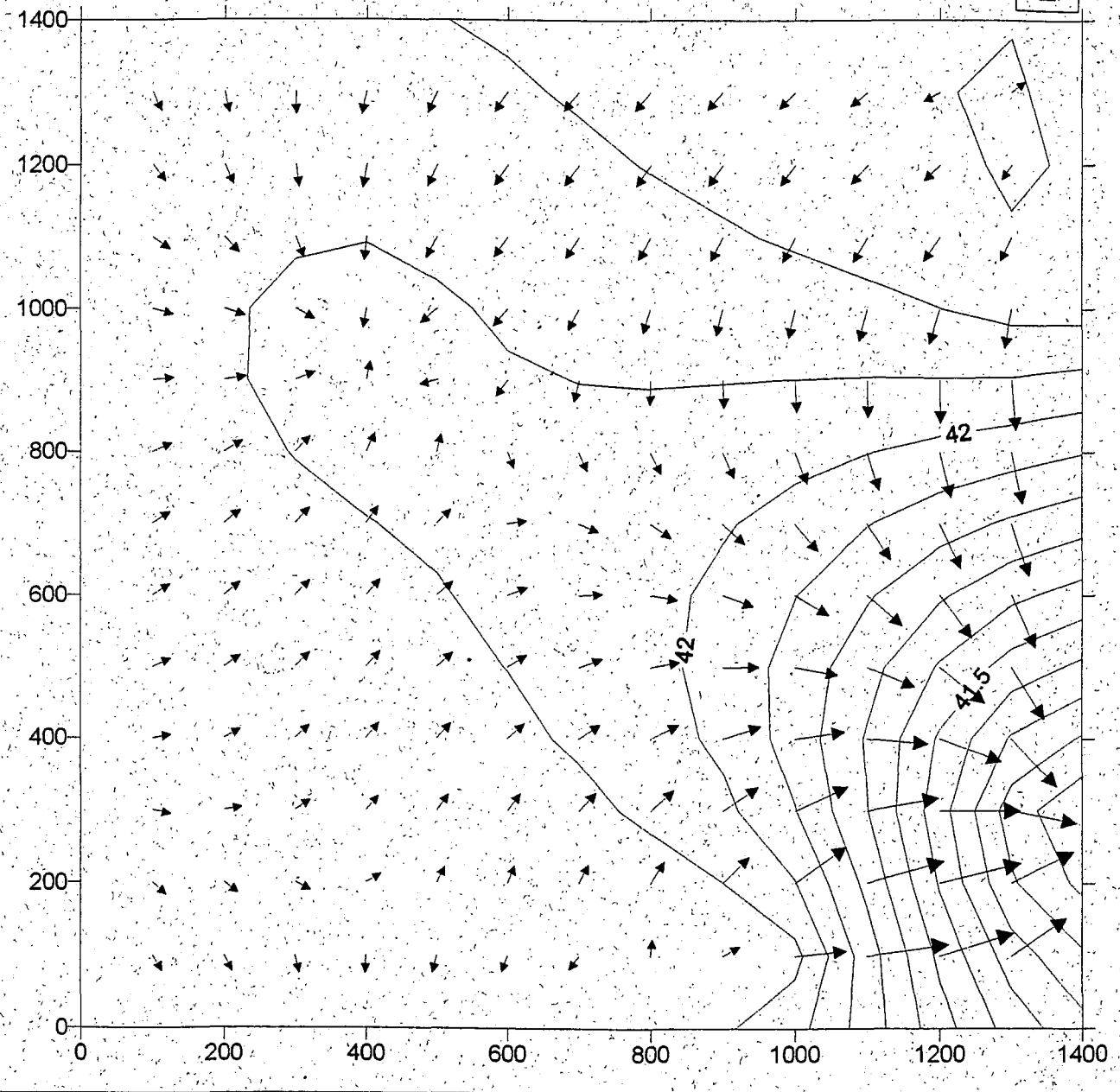

Central Testing Laboratory **ENGINEERING & MATERIALS TESTING**		723 SOUTH 14TH STREET LEESBURG, FL 34748 (352)787-1268
PROJECT NO. 0184009.300 WATER FLOW DIRECTIONAL MAP	DRAWN BY: PS CHECKED BY: TJS DATE: 5/18/01	SUMTER COUNTY PUBLIC WORKS DEPT. 2ND QUARTER 2001

SUMTER COUNTY PUBLIC WORKS

2ND QUARTER 2001

scale: 1" = 60 feet

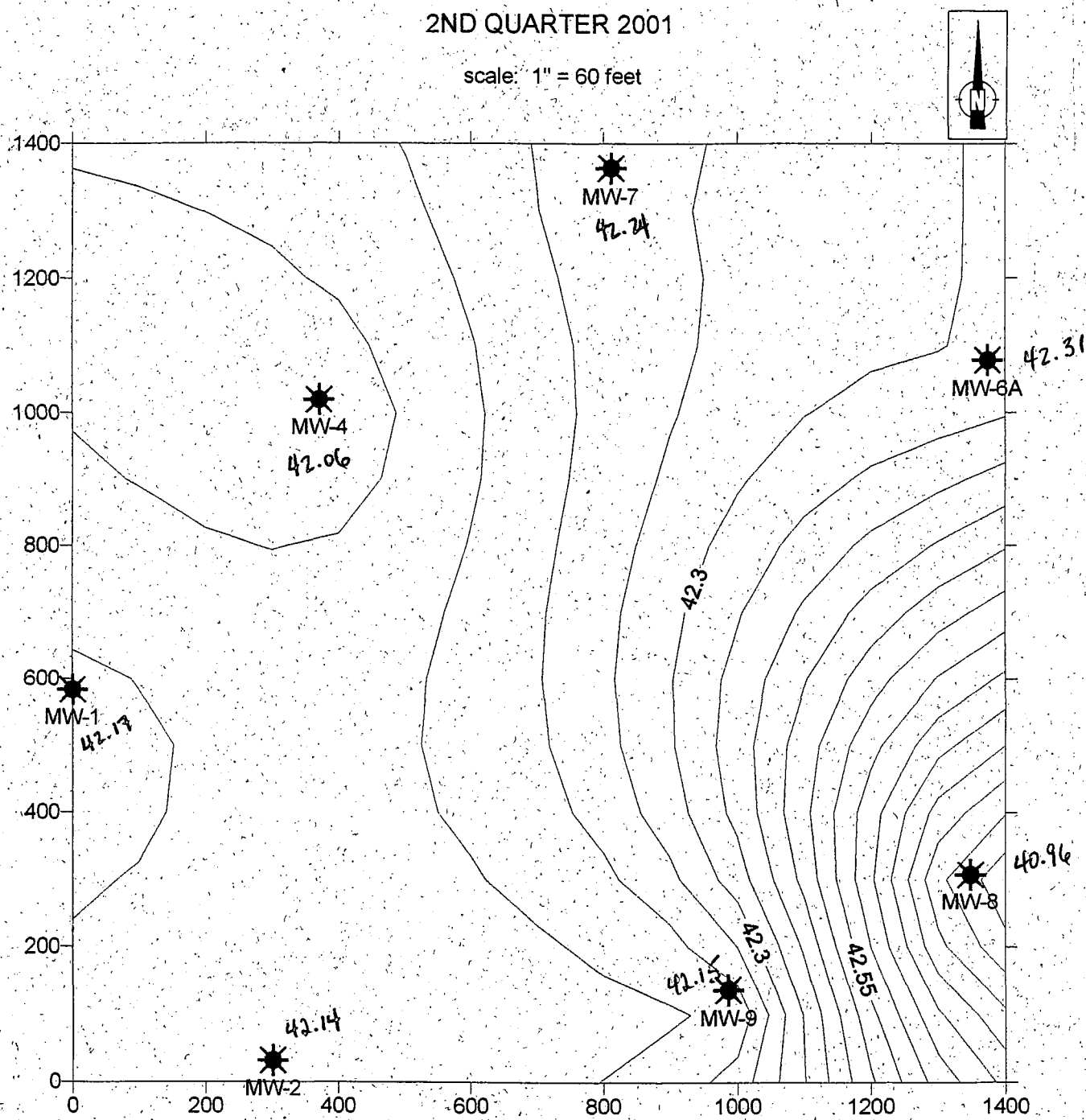

Central Testing Laboratory **ENGINEERING & MATERIALS TESTING**		723 SOUTH 14TH STREET LEESBURG, FL 34748 (352)787-1268
PROJECT NO. 0184009.300 CONTOUR MAP	DRAWN BY: PS CHECKED BY: TJS DATE: 5/18/01	SUMTER COUNTY PUBLIC WORKS DEPT. 2ND QUARTER 2001

65383

Central Testing Laboratory

EB 0002407 JTM 7/23/01

Engineering and Materials Testing

Reply to:

FLORIDA DEPARTMENT OF ENVIRONMENTAL PROTECTION
MAR 16 2001
SOUTHWEST DISTRICT
TAMPA

March 09, 2001

Fl. Dept. of Environmental Protection
3804 Coconut Palm Dr.
Tampa, Fl 33619

RE: Fourth Quarter Annual Expanded Parameters
Sumter County Solid Waste

Dear Mr. Morris:

Central Testing Laboratory has completed the **Fourth Quarter Annual** Expanded Parameters for the above referenced project in accordance with specific conditions 13A of the permit.

All wells requiring expanded parameters sampling by the permits were sampled on **February 14,2001**. These results should be included with the Fourth Quarter report previously sent to the department on January 25,2001.

We have enclosed a copy of the testing and sampling results for your use. We apologize for the delay is submitting these results.

It has been a pleasure assisting you with this project. Should you have questions, or if you would like to discuss this report, please contact our office.

Sincerely,
CENTRAL TESTING LABORATORY

Patricia Showdon
Environmental Specialist

Theodore E Strouse, P.E.
Florida Registration #48220

3/12/01

Cc: John Morris, FDEP
Mr. Terry Hurst
Mr. Gary Breeden
Mr. Grasell, FDEP

FEB 2001 SAMPLING EVENT

NOTE: THIS REPRESENTS A SUPPLEMENT TO THE JAN 2001 SAMPLING EVENT; THE ANALYSES OF ORGANICS IS REQUIRED ANNUALLY & WAS OMITTED FROM THE QTR IV, 2000 SAMPLING EVENT.
JTM

P.O. Box 883
Floral City, FL 34436
(352) 726-6447

727 S. 14th Street
Leesburg, FL 34748
(352) 787-1268

Sumter County
(352) 793-3639

1725 SW 17th Street
Ocala, FL 34474
(352) 622-1186

Trihalomethane Analysis
62-550.310(2)(a)
(PWS027)

Parameter ID	NAME	Sample Number	Analysis Result(mg/l)	Analytical Method	Detection Limit (mg/l)	MCL	Analysis Date
2950	TTHM	18495	<0.001	EPA502.2	0.001	0.1	02-16-01

Volatile Organic Analysis
62-550.310(2)(b)
(PWS028)

Parameter ID	NAME	Sample Number	Analysis Result(ug/l)	Analytical Method	Detection Limit (ug/l)	MCL	Analysis Date
2378	1,2,4-trichlorobenzene	18495	<0.5	EPA502.2	0.5	70	02-16-01
2380	cis-1,2-Dichloroethylene	18495	1.80	EPA502.2	0.5	70	02-16-01
2955	Xylenes (total)	18495	<0.5	EPA502.2	0.5	10000	02-16-01
2964	Dichloromethane	18495	<0.5	EPA502.2	0.5	5	02-16-01
2968	O-dichlorobenzene	18495	<0.5	EPA502.2	0.5	600	02-16-01
2969	Para-dichlorobenzene	18495	<0.5	EPA502.2	0.5	75	02-16-01
2976	Vinyl chloride	18495	<0.5	EPA502.2	0.5	1	02-16-01
2977	1,1,-dichloroethylene	18495	<0.5	EPA502.2	0.5	7	02-16-01
2979	Trans-1,2-dichloroethylene	18495	<0.5	EPA502.2	0.5	100	02-16-01
2980	1,2,-dichloroethane	18495	<0.5	EPA502.2	0.5	3	02-16-01
2981	1,1,1-trichloroethane	18495	<0.5	EPA502.2	0.5	200	02-16-01
2982	Carbon tetrachloride	18495	<0.5	EPA502.2	0.5	3	02-16-01
2983	1,2-dichloropropane	18495	<0.5	EPA502.2	0.5	5	02-16-01
2984	Trichloroethylene	18495	<0.5	EPA502.2	0.5	3	02-16-01
2985	1,1,2-trichloroethane	18495	<0.5	EPA502.2	0.5	5	02-16-01
2987	Tetrachloroethylene	18495	<0.5	EPA502.2	0.5	3	02-16-01
2989	Monochlorobenzene	18495	<0.5	EPA502.2	0.5	100	02-16-01
2990	Benzene	18495	<0.5	EPA502.2	0.5	1	02-16-01
2991	Toluene	18495	<0.5	EPA502.2	0.5	1000	02-16-01
2992	Ethylbenzene	18495	<0.5	EPA502.2	0.5	700	02-16-01
2996	Styrene	18495	<0.5	EPA502.2	0.5	100	02-16-01

Pesticides & PCB Chemical Analysis
62-550.310(2)(c)
(PWS029)

Parameter ID	NAME	Sample Number	Analysis Result(ug/l)	Analytical Method	Detection Limit (ug/l)	MCL	Analysis Date
2005	Endrin	18495	<0.01	EPA505	0.01	2	02-23-01
2010	Lindane	18495	<0.01	EPA505	0.01	0.2	02-23-01
2015	Methoxychlor	18495	<0.05	EPA505	0.05	40	02-23-01
2020	Toxaphene	18495	<0.5	EPA505	0.5	3	02-23-01
2031	Dalapon	18495	<0.1	EPA515.1	0.1	200	02-23-01
2032	Diquat	18495	<0.4	EPA549.1	0.4	20	02-23-2001 09:00
2033	Endothall	18495	<9	EPA548.1	9	100	02-21-01
2034	Glyphosate	18495	<100	EPA547	100	700	02-20-2001 09:00
2035	Di(2-ethylhexyl)adipate	18495	<0.6	EPA525.2	0.6	400	02-23-01
2036	Oxamyl (Vydate)	18495	<100	EPA531.1	100	200	02-23-01
2037	Simazine	18495	<4	EPA505	4	4	02-23-01
2039	Di(2-ethylhexyl)phthalate	18495	<0.6	EPA525.2	0.6	6	02-23-01
2040	Picloram	18495	<0.1	EPA515.1	0.1	500	02-23-01
2041	Dinoseb	18495	<0.1	EPA515.1	0.1	7	02-23-01
2042	Hexachlorocyclopentadiene	18495	<0.1	EPA505	0.1	50	02-23-01
2046	Carbofuran	18495	<40	EPA531.1	40	40	02-23-01
2050	Atrazine	18495	<0.1	EPA505	0.1	3	02-23-01
2051	Alachlor	18495	<0.2	EPA505	0.2	2	02-23-01
2063	2,3,7,8-TCDD (Dioxin)	18495		EPA625	0.01	0.00003	
2065	Heptachlor	18495	<0.01	EPA505	0.01	0.4	02-23-01
2067	Heptachlor epoxide	18495	<0.01	EPA505	0.01	0.2	02-23-01
2105	2,4-D	18495	<0.1	EPA515.1	0.1	70	02-23-01
2110	2,4,5-TP (Silvex)	18495	<0.1	EPA515.1	0.1	50	02-23-01
2274	Hexachlorobenzene	18495	<0.1	EPA505	0.1	1	02-23-01
2306	Benzo(a)pyrene	18495	<0.02	EPA550	0.02	0.2	02-22-2001 08:30
2326	Pentachlorophenol	18495	<0.1	EPA515.1	0.1	1	02-23-01
2383	PCB	18495	<0.1	EPA505	0.1	0.5	02-23-01
2931	Dibromochloropropane	18495	<0.2	EPA504.1	0.2	0.2	02-28-01
2946	Ethylene dibromide	18495	<0.02	EPA504.1	0.02	0.02	02-28-01
2959	Chlordane	18495	<0.01	EPA505	0.01	2	02-23-01

FLOWERS CHEMICAL LABORATORIES, INC.

P.O. Box 150-597, Altamonte Springs, FL 32715-0597
(407) 339-5984

Sample ID: 18495

PARAMETER MONITORING REPORT

GMS # 4060C00092
Mon Well #: MW-9
Well Name: _____
Classification of Groundwater: _____

Well Purged* Prior to Sample Collection (Yes/No): NO

Sample Date: 02-14-01
Well Type: [ ] Background
[ ] Site Boundary
[ ] Intermediate
[ ] Compliance

Ground Water Elevation (above MSL): 39.05

Storet Code	Parameter Monitored	Sampling Method	Analysis Method	Analysis Result	Units	Sample Filt/Unfilt	Preservative Added
034551	1,2,4-trichlorobenzene		EPA 502.2	<0.5	ug/L	Unfilt.	Na2S2O3
077093	cis-1,2-dichloroethene		EPA 502.2	1.80	ug/L	Unfilt.	Na2S2O3
081551	Xylene		EPA 502.2	<0.5	ug/L	Unfilt.	Na2S2O3
034423	Methylene chloride		EPA 502.2	<0.5	ug/L	Unfilt.	Na2S2O3
034536	o-dichlorobenzene		EPA 502.2	<0.5	ug/L	Unfilt.	Na2S2O3
034571	Para-dichlorobenzene		EPA 502.2	<0.5	ug/L	Unfilt.	Na2S2O3
039175	Vinyl chloride		EPA 502.2	<0.5	ug/L	Unfilt.	Na2S2O3
034501	1,1-dichloroethene		EPA 502.2	<0.5	ug/L	Unfilt.	Na2S2O3
034546	t-1,2-dichloroethene		EPA 502.2	<0.5	ug/L	Unfilt.	Na2S2O3
034531	1,2-dichloroethane		EPA 502.2	<0.5	ug/L	Unfilt.	Na2S2O3
034506	1,1,1-trichloroethane		EPA 502.2	<0.5	ug/L	Unfilt.	Na2S2O3
032102	Carbon tetrachloride		EPA 502.2	<0.5	ug/L	Unfilt.	Na2S2O3
034541	1,2-dichloropropane		EPA 502.2	<0.5	ug/L	Unfilt.	Na2S2O3
039180	Trichloroethene		EPA 502.2	<0.5	ug/L	Unfilt.	Na2S2O3
0 34511	1,1,2-trichloroethane		EPA 502.2	<0.5	ug/L	Unfilt.	Na2S2O3
034475	Tetrachloroethene		EPA 502.2	<0.5	ug/L	Unfilt.	Na2S2O3
034301	Chlorobenzene		EPA 502.2	<0.5	ug/L	Unfilt.	Na2S2O3
034030	Benzene		EPA 502.2	<0.5	ug/L	Unfilt.	Na2S2O3
034010	Toluene		EPA 502.2	<0.5	ug/L	Unfilt.	Na2S2O3
034371	Ethylbenzene		EPA 502.2	<0.5	ug/L	Unfilt.	Na2S2O3
077128	Styrene		EPA 502.2	<0.5	ug/L	Unfilt.	Na2S2O3
082080	TTHM		EPA 502.2	<0.001	mg/L	Unfilt.	Na2S2O3
039390	Endrin		EPA 505	<0.01	ug/L	Unfilt.	None
039340	Lindane		EPA 505	<0.01	ug/L	Unfilt.	None
039480	Methoxychlor		EPA 505	<0.05	ug/L	Unfilt.	None
039400	Toxaphene		EPA 505	<0.5	ug/L	Unfilt.	None
030200	Dalapon		EPA 515.1	<0.1	ug/L	Unfilt.	None
004443	Diquat		EPA 549.1	<0.4	ug/L	Unfilt.	None

FLOWERS CHEMICAL LABORATORIES, INC.

P.O. Box 150-597, Altamonte Springs, FL 32715-0597
(407) 339-5984

Sample ID: 18495

PARAMETER MONITORING REPORT

GMS # 4060C00092
Mon Well #: MW-9
Well Name:
Classification of Groundwater:

Sample Date: 02-14-01
Well Type: [ ] Background
[ ] Site Boundary
[ ] Intermediate
[ ] Compliance

Well Purged* Prior to Sample Collection (Yes/No): no

Ground Water Elevation (above MSL): 39.05

Storet Code	Parameter Monitored	Sampling Method	Analysis Method	Analysis Result	Units	Sample Filt/Unfilt	Preservative Added
038926	Endothall		EPA 548.1	<9	ug/L	Unfilt.	None
039941	Gylphosate		EPA 547	<100	ug/L	Unfilt.	None
077903	Di(2-ethylhexyl) adipate		EPA 525.2	<0.6	ug/L	Unfilt.	None
0 82613	Oxamyl (Vydate)		EPA 531.1	<100	ug/L	Unfilt.	None
039055	Simazine		EPA 505	<4	ug/L	Unfilt.	None
039104	Bis(2-ethylhexyl)phthalate		EPA 525.2	<0.6	ug/L	Unfilt.	None
039720	Picloram		EPA 515.1	<0.1	ug/L	Unfilt.	None
030191	Dinoseb		EPA 515.1	<0.1	ug/L	Unfilt.	None
034386	Hexachlorocyclopentadiene		EPA 505	<0.1	ug/L	Unfilt.	None
081405	Carbofuran		EPA 531.1	<40	ug/L	Unfilt.	None
039630	Atrazine		EPA 505	<0.1	ug/L	Unfilt.	None
077825	Alachlor (Lasso)		EPA 505	<0.2	ug/L	Unfilt.	None
034675	Dioxin		EPA 625	-	ug/L	Unfilt.	None
039410	Heptachlor		EPA 505	<0.01	ug/L	Unfilt.	None
039420	Heptachlor_Epoxide		EPA 505	<0.01	ug/L	Unfilt.	None
039736	2,4-D		EPA 515.1	<0.1	ug/L	Unfilt.	None
039760	2,4,5-TP(Silvex)		EPA 515.1	<0.1	ug/L	Unfilt.	None
039700	Hexachlorobenzene		EPA 505	<0.1	ug/L	Unfilt.	None
034247	Benzo(a)pyrene		EPA 550	<0.02	ug/L	Unfilt.	None
039032	Pentachlorophenol		EPA 515.1	<0.1	ug/L	Unfilt.	None
039516	Total_PCB		EPA 505	<0.1	ug/L	Unfilt.	None
038760	Dibromochloropropane		EPA 504.1	<0.2	ug/L	Unfilt.	Na2S2O3
039082	Ethylene dibromide		EPA 504.1	<0.02	ug/L	Unfilt.	Na2S2O3
039350	Chlordane		EPA 505	<0.01	ug/L	Unfilt.	None
001516	Gross alpha		-	-	pCi/L	Unfilt.	None
001506	Analysis_Error(Ga)		-	-	pCi/L	Unfilt.	None
	Field Temp		-	16.7	oC	Unfilt.	None
	Field Conductivity		-	704	umhos/cm	Unfilt.	None

FLOWERS CHEMICAL LABORATORIES, INC.

P.O. Box 150-597, Altamonte Springs, FL 32715-0597
(407) 339-5984

Sample ID: 18495

PARAMETER MONITORING REPORT

GMS # 4060C00092
Mon Well #: MW-9
Well Name:
Classification of Groundwater:

Sample Date: 02-14-01
Well Type: [ ] Background
[ ] Site Boundary
[ ] Intermediate
[ ] Compliance

Well Purged* Prior to Sample Collection (Yes/No): NO

Ground Water Elevation (above MSL): 39.05

Storet Code	Parameter Monitored	Sampling Method	Analysis Method	Analysis Result	Units	Sample Filt/Unfilt	Preservative Added
	Field pH		EPA150.1	6.26	SU	Unfilt.	None

FLORIDA DEPARTMENT OF HEALTH

Jeb Bush
Governor

Robert G. Brooks, M.D.
Secretary

THIS LISTING OF CERTIFIED ANALYTES SHOULD BE USED ONLY WHEN ASSOCIATED WITH A VALID CERTIFICATE ISSUED BY THE DEPARTMENT OF HEALTH

Laboratory Name
FLOWERS CHEMICAL LABORATORIES

Certification Number: E83018

EPA: FL00091
Effective Date: July 1, 2000
Supersedes previous analyte sheet(s) dated: August 26, 1998
SDW October 27, 1998

SAFE DRINKING WATER ACT

	MICROBIOLOGY	METHODS			
	Total Coliform	SM9222B			
	Fecal Coliform or E. coli	SM9221E			
	PRIMARY INORGANIC				
	1. METALS	AA(FUR)	ICP	ICP/MS	OTHER
	ANTIMONY	SM3113B		200.8	
	ARSENIC	SM3113B		200.8	
	BARIUM		200.7	200.8	
	BERYLLIUM		200.7	200.8	
	CADMIUM	SM3113B	200.7	200.8	
	CHROMIUM	SM3113B	200.7	200.8	
	LEAD	SM3113B		200.8	
	MERCURY				245.1
	NICKEL		200.7	200.8	
	SELENIUM	SM3113B		200.8	
	SODIUM		200.7		
	THALLIUM	200.9		200.8	
	2. LEAD AND COPPER RULE				
	LEAD	SM3113B		200.8	
	COPPER			200.8	
		IC	ISE	UV-VIS	OTHER
	3. CYANIDE				
	CYANIDE			SM4500CN E	
	4. NITRATE AND NITRITE				
	NITRATE	300.0		353.2	
	NITRITE	300.0		353.2	
X	TOTAL NO2-NO3	300.0		353.2	
	5. FLUORIDE & SULFATE				
X	FLUORIDE	300.0	SM4500F C		
	SECONDARY INORGANIC	AA(FUR)	ICP	UV-VIS	OTHER
X	ALUMINUM		200.7		200.8
	CHLORIDE				300.0
	COLOR			SM2120B	
X	COPPER		200.7		200.8

An "X" indicates certification for the analyte by the method specified.

THIS LISTING OF CERTIFIED ANALYTES SHOULD BE USED ONLY WHEN ASSOCIATED WITH A VALID CERTIFICATE ISSUED BY THE DEPARTMENT OF HEALTH

Laboratory Name
FLOWERS CHEMICAL LABORATORIES

Certification Number: E83018

EPA: FL00091
Effective Date: July 1, 2000
Supersedes previous analyte sheet(s) dated: August 26, 1998
SDW October 27, 1998

X	FLUORIDE				SM4500F C, 300.0
	IRON		200.7		
X	MANGANESE		200.7		200.8
X	ODOR				SM2150B
X	pH				150.1
	SILVER		200.7		200.8
	SULFATE				300.0, 375.4
X	SURFACTANTS (Foaming Agents)			SM5540C	
X	TOTAL DISSOLVED SOLIDS				SM2540C
	ZINC		200.7		200.8

	SYNTHETIC ORGANIC CONTAMINANTS	GC	GC/MS	HPLC
	1. INSECTICIDES			
X	ALACHLOR	505, 507		
X	ATRAZINE	505, 507		
	CHLORDANE	505, 508		
	ENDRIN	505, 508		
X	HEPTACHLOR	505, 508		
X	HEPTACHLOR EPOXIDE	505, 508		
	LINDANE	505, 508		
	METHOXYCHLOR	505, 508		
X	TOXAPHENE	505, 508		
X	HEXACHLOROBENZENE	505, 508		
	HEXACHLOROCYCLOPENTADIENE	505		
	SIMAZINE	505, 507		
	2. HERBICIDES			
	2,4-D	515.1		
X	PENTACHLOROPHENOL	515.1		
X	2,4,5-TP (SILVEX)	515.1		
	DALAPON	515.1		
	DINOSEB	515.1		
X	PICLORAM	515.1		
	3. CARBAMATES			
X	CARBOFURAN			531.1
X	OXAMYL (VYDATE)			531.1
	4. DISINFECTANT BY-PRODUCTS/VOC'S			
X	1,2-DIBROMO-3-CHLOROPROPANE	504.1		
	ETHYLENE DIBROMIDE	504.1		
	5. MISCELLANEOUS SOC'S			
	DIQUAT			549.1
X	ENDOTHALL		548.1	

An "X" indicates certification for the analyte by the method specified.

THIS LISTING OF CERTIFIED ANALYTES SHOULD BE USED ONLY WHEN ASSOCIATED WITH A VALID CERTIFICATE ISSUED BY THE DEPARTMENT OF HEALTH

Laboratory Name
FLOWERS CHEMICAL LABORATORIES

Certification Number: E83018

EPA: FL00091
Effective Date: July 1, 2000
Supersedes previous analyte sheet(s) dated: August 26, 1998
SDW October 27, 1998

	GLYPHOSATE	_____	_____	547
	6. PCB'S			
	AROCLORS (PCB Screen)	505	_____	
	DECACHLOROBIPHENYL	508A		
	7. ADIPATES AND PHTHALATES			
	DI(2-ETHYLHEXYL) ADIPATE	_____	525.2	
	DI(2-ETHYLHEXYL) PHTHALATE	_____	525.2	
	8. PAH			
	BENZO(a)PYRENE		_____	550
	OTHER REGULATED CONTAMINANTS	GC	GC/MS	
	1. VOLATILE ORGANIC COMPOUNDS			
X	TRICHLOROETHYLENE	502.2	524.2	
	TETRACHLOROETHYLENE	502.2	524.2	
	CARBON TETRACHLORIDE	502.2	524.2	
X	VINYL CHLORIDE	502.2	524.2	
X	1,1,1-TRICHLOROETHANE	502.2	524.2	
	1,2-DICHLOROETHANE	502.2	524.2	
	BENZENE	502.2	524.2	
X	p-DICHLOROBENZENE	502.2	524.2	
X	1,1-DICHLOROETHYLENE	502.2	524.2	
	cis-1,2-DICHLOROETHYLENE	502.2	524.2	
	1,2-DICHLOROPROPANE	502.2	524.2	
X	ETHYLBENZENE	502.2	524.2	
X	CHLOROBENZENE	502.2	524.2	
	o-DICHLOROBENZENE	502.2	524.2	
	STYRENE	502.2	524.2	
X	TOLUENE	502.2	524.2	
X	trans-1,2-DICHLOROETHYLENE	502.2	524.2	
	TOTAL XYLENES	502.2	524.2	
	DICHLOROMETHANE	502.2	524.2	
X	1,2,4-TRICHLOROBENZENE	502.2	524.2	
X	1,1,2-TRICHLOROETHANE	502.2	524.2	
	2. TRIHALOMETHANES			
X	BROMODICHLOROMETHANE	502.2	524.2	
	BROMOFORM	502.2	524.2	
	CHLORODIBROMOMETHANE	502.2	524.2	
X	CHLOROFORM	502.2	524.2	
X	TOTAL TRIHALOMETHANES	502.2	524.2	
	GROUP I UNREGULATED CONTAMINANTS	GC	GC/MS	HPLC

An "X" indicates certification for the analyte by the method specified.

THIS LISTING OF CERTIFIED ANALYTES SHOULD BE USED ONLY WHEN ASSOCIATED WITH A VALID CERTIFICATE ISSUED BY THE DEPARTMENT OF HEALTH

Laboratory Name
FLOWERS CHEMICAL LABORATORIES

Certification Number: E83018

EPA: FL00091
Effective Date: July 1, 2000
Supersedes previous analyte sheet(s) dated: August 26, 1998
SDW October 27, 1998

	1. CARBAMATES			
X	ALDICARB			531.1
X	ALDICARB SULFOXIDE			531.1
X	ALDICARB SULFONE			531.1
X	CARBARYL			531.1
X	3-HYDROXYCARBOFURAN			531.1
X	METHOMYL			531.1
	2. HERBICIDES			
X	DICAMBA	515.1	_____	_____
	3. INSECTICIDES			
X	ALDRIN	505, 508	_____	
X	BUTACHLOR	507	_____	
X	DIELDRIN	505, 508	_____	
X	METOLACHLOR	507	_____	
X	METRIBUZIN	507	_____	
X	PROPACHLOR	508	_____	
	GROUP II UNREGULATED CONTAMINANTS	GC	GC/MS	
	1. VOLATILE ORGANIC COMPOUNDS			
X	BROMOBENZENE	502.2	524.2	
X	BROMODICHLOROMETHANE	502.2	524.2	
X	BROMOFORM	502.2	524.2	
X	BROMOMETHANE	502.2	524.2	
X	CHLOROETHANE	502.2	524.2	
X	CHLOROFORM	502.2	524.2	
X	CHLOROMETHANE	502.2	524.2	
X	DIBROMOCHLOROMETHANE	502.2	524.2	
X	DICHLORODIFLUOROMETHANE	502.2	524.2	
X	p-CHLOROTOLUENE	502.2	524.2	
X	DIBROMOMETHANE	502.2	524.2	
X	1,1-DICHLOROETHANE	502.2,	524.2	
X	1,3-DICHLOROPROPENE	502.2	524.2	
X	1,3-DICHLOROPROPANE	502.2	524.2	
X	2,2-DICHLOROPROPANE	502.2	524.2	
X	TRICHLOROFLUOROMETHANE	502.2	524.2	
X	1,2,3-TRICHLOROPROPANE	502.2	524.2	
X	m-DICHLOROBENZENE	502.2	524.2	
X	1,1,1,2-TETRACHLOROETHANE	502.2	524.2	
X	1,1,2,2-TETRACHLOROETHANE	502.2	524.2	
X	METHYL tert-BUTYL ETHER	502.2	524.2	
X	1,1-DICHLOROPROPENE	502.2	524.2	
X	o-CHLOROTOLUENE	502.2	524.2	

An "X" indicates certification for the analyte by the method specified.

FLORIDA DEPARTMENT OF HEALTH

Jeb Bush
Governor

Robert G. Brooks, M.D.
Secretary

THIS LISTING OF CERTIFIED ANALYTES SHOULD BE USED ONLY WHEN ASSOCIATED WITH A VALID CERTIFICATE ISSUED BY THE DEPARTMENT OF HEALTH

Laboratory Name
FLOWERS CHEMICAL LABORATORIES

Certification Number: E83018

EPA: FL00091
Effective Date: July 1, 2000
Supersedes previous analyte sheet(s) dated: August 26, 1998
SDW October 27, 1998

	GROUP III UNREGULATED CONTAMINANTS	GC	GC/MS
	1. BASE/NEUTRAL EXTRACTABLES		
X	BUTYL BENZYL PHTHALATE		625
X	DI-n-BUTYL PHTHALATE		625
X	DIETHYL PHTHALATE		625
X	DIMETHYL PHTHALATE		625
X	2,4-DINITROTOLUENE		625
X	DI-n-OCTYL PHTHALATE		625
X	ISOPHORONE		625
	2. ACID EXTRACTABLES		
X	2-CHLOROPHENOL		625
X	2-METHYL-4,6-DINITROPHENOL		625
X	PHENOL		625
X	2,4,6-TRICHLOROPHENOL		625

CLEAN WATER ACT

	MICROBIOLOGY	METHODS	
X	FECAL COLIFORM	SM9222D	SM9221C
X	TOTAL COLIFORM	SM9222B	

	METALS	AA (FL or CV)	AA (FUR)	ICP or DCP	HYDRIDE	ICP/MS
X	ALUMINUM			200.7		
X	ANTIMONY			200.7		
X	ARSENIC			200.7, 6010		6020
X	BARIUM			200.7		
X	BERYLLIUM			200.7		
X	BORON			200.7		
X	CADMIUM			200.7, 6010		6020
X	CALCIUM			200.7		
X	CHROMIUM			200.7		
X	COBALT			200.7		
X	COPPER	7210		200.7, 6010		6020
X	IRON			200.7		
X	LEAD	7420	7421	200.7, 6010		6020
X	MAGNESIUM			200.7		
X	MANGANESE			200.7		
X	MERCURY					245.1, 7470
X	NICKEL			200.7, 6010		6020
X	POTASSIUM			200.7, 6010		
X	SELENIUM		7740	200.7, 6010		
X	SILICON			200.7		
X	SILVER			200.7		
X	SODIUM			200.7		

An "X" indicates certification for the analyte by the method specified.

FLOWERS CHEMICAL LABORATORIES, INC.

P.O. Box 150-597, Altamonte Springs, FL 32715-0597
(407) 339-5984

Sample ID: 18494

PARAMETER MONITORING REPORT

GMS # 4060C00092
Mon Well #: MW-8
Well Name:
Classification of Groundwater:

Well Purged* Prior to Sample Collection (Yes/No): NO

Sample Date: 02-14-01
Well Type: [ ] Background
[ ] Site Boundary
[ ] Intermediate
[ ] Compliance

Ground Water Elevation (above MSL): 42.56

Storet Code	Parameter Monitored	Sampling Method	Analysis Method	Analysis Result	Units	Sample Filt/Unfilt	Preservative Added
038926	Endothall		EPA 548.1	<9	ug/L	Unfilt.	None
039941	Gylphosate		EPA 547	<100	ug/L	Unfilt.	None
077903	Di(2-ethylhexyl) adipate		EPA 525.2	<0.6	ug/L	Unfilt.	None
0 82613	Oxamyl (Vydate)		EPA 531.1	<100	ug/L	Unfilt.	None
039055	Simazine		EPA 505	<4	ug/L	Unfilt.	None
039104	Bis(2-ethylhexyl)phthalate		EPA 525.2	<0.6	ug/L	Unfilt.	None
039720	Picloram		EPA 515.1	<0.1	ug/L	Unfilt.	None
030191	Dinoseb		EPA 515.1	<0.1	ug/L	Unfilt.	None
034386	Hexachlorocyclopentadiene		EPA 505	<0.1	ug/L	Unfilt.	None
081405	Carbofuran		EPA 531.1	<40	ug/L	Unfilt.	None
039630	Atrazine		EPA 505	<0.1	ug/L	Unfilt.	None
077825	Alachlor (Lasso)		EPA 505	<0.2	ug/L	Unfilt.	None
034675	Dioxin		EPA 625	-	ug/L	Unfilt.	None
039410	Heptachlor		EPA 505	<0.01	ug/L	Unfilt.	None
039420	Heptachlor_Epoxide		EPA 505	<0.01	ug/L	Unfilt.	None
039736	2,4-D		EPA 515.1	<0.1	ug/L	Unfilt.	None
039760	2,4,5-TP(Silvex)		EPA 515.1	<0.1	ug/L	Unfilt.	None
039700	Hexachlorobenzene		EPA 505	<0.1	ug/L	Unfilt.	None
034247	Benzo(a)pyrene		EPA 550	<0.02	ug/L	Unfilt.	None
039032	Pentachlorophenol		EPA 515.1	<0.1	ug/L	Unfilt.	None
039516	Total_PCB		EPA 505	<0.1	ug/L	Unfilt.	None
038760	Dibromochloropropane		EPA 504.1	<0.2	ug/L	Unfilt.	Na2S2O3
039082	Ethylene dibromide		EPA 504.1	<0.02	ug/L	Unfilt.	Na2S2O3
039350	Chlordane		EPA 505	<0.01	ug/L	Unfilt.	None
001516	Gross alpha		-	-	pCi/L	Unfilt.	None
001506	Analysis_Error(Ga)		-	-	pCi/L	Unfilt.	None
	Field Temp		-	19.5	oC	Unfilt.	None
	Field Conductivity		-	439	umhos/cm	Unfilt.	None

FLOWERS CHEMICAL LABORATORIES, INC.

P.O. Box 150-597, Altamonte Springs, FL 32715-0597
(407) 339-5984

Sample ID: 18494

PARAMETER MONITORING REPORT

GMS # 4060C00092

Mon Well #: MW-8

Well Name: _____

Classification of Groundwater: _____

Well Purged* Prior to Sample Collection (Yes/No): no

Sample Date: 02-14-01

Well Type: [ ] Background
[ ] Site Boundary
[ ] Intermediate
[ ] Compliance

Ground Water Elevation (above MSL): 42.56

Storet Code	Parameter Monitored	Sampling Method	Analysis Method	Analysis Result	Units	Sample Filt/Unfilt	Preservative Added
	Field pH		EPA150.1	6.90	SU	Unfilt.	None

FLOWERS
CHEMICAL
LABORATORIES
INCORPORATED

Received From:
Cent.Testing Lab
723 S. 14th Street
Leesburg,FL 34748

Date Reported : Mar 2 2001
Project Number : SumterCo.Pub.Works
PO Number : exp. Parr.
FLDOH Number : E83018
NYSDOH Number : 11595
CTDPH Number : 0173
NCDEHNR Number : 296
SCDHEC Number : 96019

For: MW9
Date Sampled:Feb14 2001 Date Received:Feb15 2001 Lab Numbers: 18490-18496

REPORT OF ANALYSIS

Parameter	Unit	Reportable Detection Limit	%Rec	%RSD	18495
Field Temp. (C)	oC	1.00			16.7
Field Conductivity	umhos/c	1.00			704.
Field pH (units)	pH	0.0500			6.26

Certificate of Results

Sample integrity certified prior to analysis. Test results meet all requirments of the NELAC Standards, except as noted in the QA Report Section 4. This Report may not be reproduced in part, results relate only to items tested.

Jefferson S. Flowers, Ph.D.
President/Technical Director

481 NEWBURYPORT AVE
ALTAMONTE SPRINGS.
FLORIDA 32701
P.O. BOX 150597
ALTAMONTE SPRINGS.
FLORIDA 32715-0597
BUS: (407) 339-5984
FAX: (407) 260-6110
WEB: www.flowerslabs.com

Serving Your Analytical and Environmental Needs Since 1957

FLOWERS
CHEMICAL
LABORATORIES
INCORPORATED

Received From:
Cent.Testing Lab
723 S. 14th Street
Leesburg,FL 34748

Date Reported : Mar 2 2001
Project Number : SumterCo.Pub.Works
PO Number : exp. Parr.
FLDOH Number : E83018
NYSDOH Number : 11595
CTDPH Number : 0173
NCDEHNR Number : 296
SCDHEC Number : 96019

For: MW9
Date Sampled:Feb14 2001 Date Received:Feb15 2001 Lab Numbers: 18490-18496

REPORT OF ANALYSIS

Parameter	Unit	Reportable Detection Limit	%Rec	%RSD	18495
1,2,4-trichlorobenze	ug/L	0.500			<0.500
cis-1,2-dichloroethe	ug/L	0.500	106.	9.75	1.80
Xylene	ug/L	0.500	119.	11.3	<0.500
Methylene chloride	ug/L	0.500	116.	9.51	<0.500
o-dichlorobenzene	ug/L	0.500	128.	14.8	<0.500
Para-dichlorobenzene	ug/L	0.500			<0.500
Vinyl chloride	ug/L	0.500	125.	11.0	<0.500
1,1-dichloroethene	ug/L	0.500	118.	9.15	<0.500
t-1,2-dichloroethene	ug/L	0.500	110.	12.5	<0.500
1,2-dichloroethane	ug/L	0.500	107.	13.8	<0.500
1,1,1-trichloroethan	ug/L	0.500	113.	11.9	<0.500
Carbon tetrachloride	ug/L	0.500	113.	14.0	<0.500
1,2-dichloropropane	ug/L	0.500	103.	11.6	<0.500
Trichloroethene	ug/L	0.500	106.	11.1	<0.500
1,1,2-trichloroethan	ug/L	0.500	106.	9.56	<0.500
Tetrachloroethene	ug/L	0.500	115.	10.3	<0.500
Chlorobenzene	ug/L	0.500	97.2	10.7	<0.500
Benzene	ug/L	0.500	113.	11.2	<0.500
Toluene	ug/L	0.500	112.	11.1	<0.500
Ethylbenzene	ug/L	0.500	116.	12.5	<0.500
Styrene	ug/L	0.500			<0.500
TTHM	mg/L	0.00100	107.	9.99	<0.00100
Endrin	ug/L	0.0100	89.0	9.56	<0.0100
Lindane	ug/L	0.0100	75.2	12.5	<0.0100
Methoxychlor	ug/L	0.0500	94.6	9.37	<0.0500
Toxaphene	ug/L	0.500			<0.500

Certificate of Results

Sample integrity certified prior to analysis. Test results meet all requirments of the NELAC Standards, except as noted in the QA Report Section 4. This Report may not be reproduced in part, results relate only to items tested.

Jefferson S. Flowers, Ph.D.
President/Technical Director

481 NEWBURYPORT AVE
ALTAMONTE SPRINGS.
FLORIDA 32701
P.O. BOX 150597
ALTAMONTE SPRINGS.
FLORIDA 32715-0597
BUS: (407) 339-5984
FAX: (407) 260-6110
WEB: www.flowerslabs.com

FLOWERS
CHEMICAL
LABORATORIES
INCORPORATED

Received From:
Cent.Testing Lab
723 S. 14th Street
Leesburg,FL 34748

Date Reported : Mar 2 2001
Project Number : SumterCo.Pub.Works
PO Number : exp. Parr.
FLDOH Number : E83018
NYSDOH Number : 11595
CTDPH Number : 0173
NCDEHNR Number : 296
SCDHEC Number : 96019

For: MW9
Date Sampled:Feb14 2001 Date Received:Feb15 2001 Lab Numbers: 18490-18496

REPORT OF ANALYSIS

Parameter	Unit	Reportable Detection Limit	%Rec	%RSD	18495
Dalapon	ug/L	0.100			<0.100
Diquat	ug/L	0.400	93.9	15.2	<0.400
Endothall	ug/L	9.00	130.	5.33	<9.00
Glyphosate	ug/L	100.	94.3	3.48	<100.
Di(2-ethylhexyl) adi	ug/L	0.600	81.6	14.7	<0.600
Oxamyl (Vydate)	ug/L	100.	104.	20.2	<100.
Simazine	ug/L	4.00	66.5	.990	<4.00
Bis(2-ethylhexyl)pht	ug/L	0.600	88.7	8.22	<0.600
Picloram	ug/L	0.100	120.	2.21	<0.100
Dinoseb	ug/L	0.100			<0.100
Hexachlorocyclopenta	ug/L	0.100	71.9	6.04	<0.100
Carbofuran	ug/L	40.0	111.	4.96	<40.0
Atrazine	ug/L	0.100	73.7	1.56	<0.100
Alachlor (Lasso)	ug/L	0.200	80.3	5.87	<0.200
Dioxin	ug/L	0.0100			-
Heptachlor	ug/L	0.0100	78.2	4.59	<0.0100
Heptachlor_Epoxide	ug/L	0.0100	76.4	5.90	<0.0100
2,4-D	ug/L	0.100			<0.100
2,4,5-TP(Silvex)	ug/L	0.100	115.	9.25	<0.100
Hexachlorobenzene	ug/L	0.100	74.4	5.88	<0.100
Benzo(a)pyrene	ug/L	0.0200			<0.0200
Pentachlorophenol	ug/L	0.100			<0.100
Total_PCB	ug/L	0.100			<0.100
Dibromochloropropane	ug/L	0.200			<0.200
Ethylene dibromide	ug/L	0.0200	119.	.280	<0.0200
Chlordane	ug/L	0.0100			<0.0100

Certificate of Results

Sample integrity certified prior to analysis. Test results meet all requirments of the NELAC Standards, except as noted in the QA Report Section 4. This Report may not be reproduced in part, results relate only to items tested.

Jefferson S. Flowers, Ph.D.
President/Technical Director

481 NEWBURYPORT AVE.
ALTAMONTE SPRINGS.
FLORIDA 32701
P.O. BOX 150597
ALTAMONTE SPRINGS.
FLORIDA 32715-0597
BUS: (407) 339-5984
FAX: (407) 260-6110
WEB: www.flowerslabs.com

PUBLIC DRINKING WATER ANALYSIS REPORTING FORMAT

PUBLIC WATER SYSTEM INFORMATION (to be completed by system or lab)

System Name: _____ I.D. #: _ SumterCo.Pub.Works

Address: 723 S. 14th Street Leesburg,FL 34748 Phone #: _____

Type (check one): ( )Community ( )Nontransient Noncommunity ( )Noncommunity

SAMPLE INFORMATION (to be completed by sampler)

Sample Date (MMDDYY): 2/14/01 Sample Time : _____

Sample Location (be specific): _____ MW9

Sampler Name and Phone: _____

Samplers Signature: _____ Title: _____

Check Type (s): ( )Distribution ( )Recheck of MCL ( )Resample of Lab Invalidated Sample

( )Clearance ( ) Thm Max Res Time ( )Plant Tap

( )Distribution entry pt ( )Raw ( )Composite of Multiple Sites-Attach a format for each site

LABORATORY CERTIFICATION INFORMATION

Lab Name: Flowers Chemical Laboratories Inc. FDOH# E83018 Effective Date 6/30/2000

Address: PO Box 150-597 Altamonte Springs, Florida 32715-0597 Phone #: (407) 339-5984

Subcontracted Lab FDOH#: _____

ANALYSIS INFORMATION (to be completed by lab) Lab Number: 18495

Date Sample(s) Recieved: 2/15/01 Group(s) Analyzed & Results attached for compliance with 62-550, F.A.C.:

( ) Nitrate	( ) Nitrite	( ) Asbestos	(X) Trihalomethanes
Inorganics	Volatile Organics	Secondaries	Pesticides & PCBs
( ) All 17 ( ) Partial	(X) All 21 ( ) Partial	( ) All 14 ( ) Partial	( ) All 30 (X) Partial
Group I Unregulateds	Group II Unregulateds	Group III Unregulateds	Radiochemicals
( ) All 13 ( ) Partial	( ) All 23 ( ) Partial	( ) All 11 ( ) Partial	( ) Single Sample
			( ) Qtrly Composite *

* Provide radiochemical sample dates & locations for each quarter

I , Dr. Jefferson S Flowers, do HEREBY CERTIFY that all attached analytical data submitted are correct.

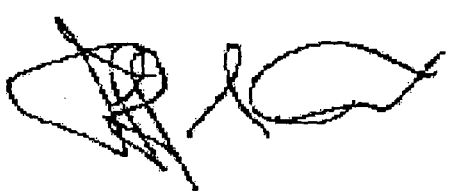

Signature:_____

Title: Technical Director Date: 3/2/01

COMPLIANCE INFORMATION (to be completed by State)

Sample Collection Satisfactory: _____ Sample Analysis Satisfactory: _____

Resample Request for: _____ Reason: _____

Person notified to resample: _____ Date notified: _____/_____/_____

DEP /ACPHU Reviewing Offical:_____

Effective 1/95

Sumter County Solid Waste

Annual Expanded Parameters

GMS# 4060COOO92
Permit # 22926-002-SF

WELL NUMBER	SAMPLE DATE / TIME	ELEVATION TOP OF CASING	DEPTH TO WATER	WATER ELEVATION	PH		TEMP.	COLOR	COND.
MW – 1 Background	2-14-01 1:00pm	70.17	29.0	41.17	7.48		92F	Clear	175
MW – 2 Detection	2-14-01 4:00pm	74.14	32.0	42.14	6.72		80F	Clear	181
MW – 4 Detection	2-14-01 12:30pm	70.36	29.2	41.16	6.90		92F	Clear	726
MW 6A	2-14-01 2:00pm	77.54	36.0	41.54	7.49		80F	Cloudy	275
MW-7	2-14-01 1:30pm	73.14	31.8	41.34	7.41		80F	Cloudy	253
MW-8	2-14-01 2:40pm	69.26	26.7	42.56	6.9		80F	Cloudy	439
MW-9	2-14-01 3:15pm	71.95	32.9	39.05	6.26		80F	Clear	704

FLOWERS
CHEMICAL
LABORATORIES
INCORPORATED

Received From:
Cent.Testing Lab
723 S. 14th Street
Leesburg,FL 34748

Date Reported : Mar 2 2001
Project Number : SumterCo.Pub.Works
PO Number : exp. Parr.
FLDOH Number : E83018
NYSDOH Number : 11595
CTDPH Number : 0173
NCDEHNR Number : 296
SCDHEC Number : 96019

For: MW1
Date Sampled:Feb14 2001 Date Received:Feb15 2001 Lab Numbers: 18490-18496

REPORT OF ANALYSIS

Parameter	Unit	Reportable Detection Limit	%Rec	%RSD	18491
Field Temp. (C)	oC	1.00			23.4
Field Conductivity	umhos/c	1.00			175.
Field pH (units)	pH	0.0500			7.48

Certificate of Results

Sample integrity certified prior to analysis. Test results meet all requirments of the NELAC Standards, except as noted in the QA Report Section 4. This Report may not be reproduced in part, results relate only to items tested.

Jefferson S. Flowers, Ph.D.
President/Technical Director

481 NEWBURYPORT AVE.
ALTAMONTE SPRINGS,
FLORIDA 32701
P.O. BOX 150597
ALTAMONTE SPRINGS,
FLORIDA 32715-0597
BUS: (407) 339-5984
FAX: (407) 260-6110
WEB: www.flowerslabs.com

Serving Your Analytical and Environmental Needs Since 1957

FLOWERS
CHEMICAL
LABORATORIES
INCORPORATED

Received From:
Cent.Testing Lab
723 S. 14th Street
Leesburg,FL 34748

Date Reported : Mar 2 2001
Project Number : SumterCo.Pub.Works
PO Number : exp. Parr.
FLDOH Number : E83018
NYSDOH Number : 11595
CTDPH Number : 0173
NCDEHNR Number : 296
SCDHEC Number : 96019

For: MW1
Date Sampled:Feb14 2001 Date Received:Feb15 2001 Lab Numbers: 18490-18496

REPORT OF ANALYSIS

Parameter	Unit	Reportable Detection Limit	%Rec	%RSD	18491
1,2,4-trichlorobenze	ug/L	0.500			<0.500
cis-1,2-dichloroethe	ug/L	0.500	106.	9.75	<0.500
Xylene	ug/L	0.500	119.	11.3	<0.500
Methylene chloride	ug/L	0.500	116.	9.51	<0.500
o-dichlorobenzene	ug/L	0.500	128.	14.8	<0.500
Para-dichlorobenzene	ug/L	0.500			<0.500
Vinyl chloride	ug/L	0.500	125.	11.0	<0.500
1,1-dichloroethene	ug/L	0.500	118.	9.15	<0.500
t-1,2-dichloroethene	ug/L	0.500	110.	12.5	<0.500
1,2-dichloroethane	ug/L	0.500	107.	13.8	<0.500
1,1,1-trichloroethan	ug/L	0.500	113.	11.9	<0.500
Carbon tetrachloride	ug/L	0.500	113.	14.0	<0.500
1,2-dichloropropane	ug/L	0.500	103.	11.6	<0.500
Trichloroethene	ug/L	0.500	106.	11.1	<0.500
1,1,2-trichloroethan	ug/L	0.500	106.	9.56	<0.500
Tetrachloroethene	ug/L	0.500	115.	10.3	<0.500
Chlorobenzene	ug/L	0.500	97.2	10.7	<0.500
Benzene	ug/L	0.500	113.	11.2	<0.500
Toluene	ug/L	0.500	112.	11.1	<0.500
Ethylbenzene	ug/L	0.500	116.	12.5	<0.500
Styrene	ug/L	0.500			<0.500
TTHM	mg/L	0.00100	107.	9.99	<0.00100
Endrin	ug/L	0.0100	89.0	9.56	<0.0100
Lindane	ug/L	0.0100	75.2	12.5	<0.0100
Methoxychlor	ug/L	0.0500	94.6	9.37	<0.0500
Toxaphene	ug/L	0.500			<0.500

Certificate of Results

Sample integrity certified prior to analysis. Test results meet all requirments of the NELAC Standards, except as noted in the QA Report Section 4. This Report may not be reproduced in part, results relate only to items tested.

Jefferson S. Flowers, Ph.D.
President/Technical Director

481 NEWBURYPORT AVE.
ALTAMONTE SPRINGS.
FLORIDA 32701
P.O. BOX 150597
ALTAMONTE SPRINGS.
FLORIDA 32715-0597
BUS: (407) 339-5984
FAX: (407) 260-6110
WEB: www.flowerslabs.com

FLOWERS
CHEMICAL
LABORATORIES
INCORPORATED

Received From:
Cent.Testing Lab
723 S. 14th Street
Leesburg,FL 34748

Date Reported : Mar 2 2001
Project Number : SumterCo.Pub.Works
PO Number : exp. Parr.
FLDOH Number : E83018
NYSDOH Number : 11595
CTDPH Number : 0173
NCDEHNR Number : 296
SCDHEC Number : 96019

For: MW1
Date Sampled:Feb14 2001 Date Received:Feb15 2001 Lab Numbers: 18490-18496

REPORT OF ANALYSIS

Parameter	Unit	Reportable Detection Limit	%Rec	%RSD	18491
Dalapon	ug/L	0.100			<0.100
Diquat	ug/L	0.400	93.9	15.2	<0.400
Endothall	ug/L	9.00	130.	5.33	<9.00
Glyphosate	ug/L	100.	94.3	3.48	<100.
Di(2-ethylhexyl) adi	ug/L	0.600	81.6	14.7	<0.600
Oxamyl (Vydate)	ug/L	100.	104.	20.2	<100.
Simazine	ug/L	4.00	66.5	.990	<4.00
Bis(2-ethylhexyl)pht	ug/L	0.600	88.7	8.22	<0.600
Picloram	ug/L	0.100	120.	2.21	<0.100
Dinoseb	ug/L	0.100			<0.100
Hexachlorocyclopenta	ug/L	0.100	71.9	6.04	<0.100
Carbofuran	ug/L	40.0	111.	4.96	<40.0
Atrazine	ug/L	0.100	73.7	1.56	<0.100
Alachlor (Lasso)	ug/L	0.200	80.3	5.87	<0.200
Dioxin	ug/L	0.0100			-
Heptachlor	ug/L	0.0100	78.2	4.59	<0.0100
Heptachlor_Epoxide	ug/L	0.0100	76.4	5.90	<0.0100
2,4-D	ug/L	0.100			<0.100
2,4,5-TP(Silvex)	ug/L	0.100	115.	9.25	<0.100
Hexachlorobenzene	ug/L	0.100	74.4	5.88	<0.100
Benzo(a)pyrene	ug/L	0.0200			<0.0200
Pentachlorophenol	ug/L	0.100			<0.100
Total_PCB	ug/L	0.100			<0.100
Dibromochloropropane	ug/L	0.200			<0.200
Ethylene dibromide	ug/L	0.0200	119.	.280	<0.0200
Chlordane	ug/L	0.0100			<0.0100

Certificate of Results

Sample integrity certified prior to analysis. Test results meet all requirments of the NELAC Standards, except as noted in the QA Report Section 4. This Report may not be reproduced in part, results relate only to items tested.

Jefferson S. Flowers, Ph.D.
President/Technical Director

481 NEWBURYPORT AVE
ALTAMONTE SPRINGS.
FLORIDA 32701
P.O. BOX 150597
ALTAMONTE SPRINGS.
FLORIDA 32715-0597
BUS: (407) 339-5984
FAX: (407) 260-6110
WEB: www.flowerslabs.com

PUBLIC DRINKING WATER ANALYSIS REPORTING FORMAT

PUBLIC WATER SYSTEM INFORMATION (to be completed by system or lab)

System Name: _____ I.D. #: _ SumterCo.Pub.Works

Address: 723 S. 14th Street Leesburg,FL 34748 Phone #: _____

Type (check one): ( )Community ( )Nontransient Noncommunity ( )Noncommunity

SAMPLE INFORMATION (to be completed by sampler)

Sample Date (MMDDYY): 2/14/01 Sample Time : _____

Sample Location (be specific): _____ MW1

Sampler Name and Phone: _____

Samplers Signature: _____ Title: _____

Check Type (s): ( )Distribution ( )Recheck of MCL ( )Resample of Lab Invalidated Sample

( )Clearance ( ) Thm Max Res Time ( )Plant Tap

( )Distribution entry pt ( )Raw ( )Composite of Multiple Sites-Attach a format for each site

LABORATORY CERTIFICATION INFORMATION

Lab Name: Flowers Chemical Laboratories Inc. FDOH# E83018 Effective Date 6/30/2000

Address: PO Box 150-597 Altamonte Springs, Florida 32715-0597 Phone #: (407) 339-5984

Subcontracted Lab FDOH#: _____

ANALYSIS INFORMATION (to be completed by lab) Lab Number: 18491

Date Sample(s) Recieved: 2/15/01 Group(s) Analyzed & Results attached for compliance with 62-550, F.A.C.:

( ) Nitrate	( ) Nitrite	( ) Asbestos	(X) Trihalomethanes
Inorganics	Volatile Organics	Secondaries	Pesticides & PCBs
( ) All 17 ( ) Partial	(X) All 21 ( ) Partial	( ) All 14 ( ) Partial	( ) All 30 (X) Partial
Group I Unregulateds	Group II Unregulateds	Group III Unregulateds	Radiochemicals
( ) All 13 ( ) Partial	( ) All 23 ( ) Partial	( ) All 11 ( ) Partial	( ) Single Sample
			( ) Qtrly Composite *

* Provide radiochemical sample dates & locations for each quarter

I , Dr. Jefferson S Flowers, do HEREBY CERTIFY that all attached analytical data submitted are correct.

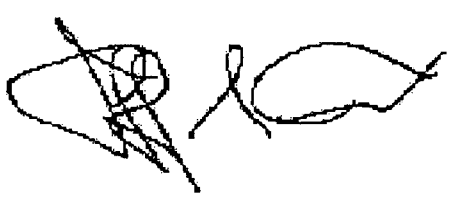

Signature:_____

Title: Technical Director Date: 3/2/01

COMPLIANCE INFORMATION (to be completed by State)

Sample Collection Satisfactory: _____ Sample Analysis Satisfactory: _____

Resample Request for: _____ Reason: _____

Person notified to resample: _____ Date notified: _____/_____/_____

DEP /ACPHU Reviewing Offical:_____

Effective 1/95

Trihalomethane Analysis
62-550.310(2)(a)
(PWS027)

Parameter ID	NAME	Sample Number	Analysis Result(mg/l)	Analytical Method	Detection Limit (mg/l)	MCL	Analysis Date
2950	TTHM	18491	<0.001	EPA502.2	0.001	0.1	02-16-01

Volatile Organic Analysis
62-550.310(2)(b)
(PWS028)

Parameter ID	NAME	Sample Number	Analysis Result(ug/l)	Analytical Method	Detection Limit (ug/l)	MCL	Analysis Date
2378	1,2,4-trichlorobenzene	18491	<0.5	EPA502.2	0.5	70	02-16-01
2380	cis-1,2-Dichloroethylene	18491	<0.5	EPA502.2	0.5	70	02-16-01
2955	Xylenes (total)	18491	<0.5	EPA502.2	0.5	10000	02-16-01
2964	Dichloromethane	18491	<0.5	EPA502.2	0.5	5	02-16-01
2968	O-dichlorobenzene	18491	<0.5	EPA502.2	0.5	600	02-16-01
2969	Para-dichlorobenzene	18491	<0.5	EPA502.2	0.5	75	02-16-01
2976	Vinyl chloride	18491	<0.5	EPA502.2	0.5	1	02-16-01
2977	1,1,-dichloroethylene	18491	<0.5	EPA502.2	0.5	7	02-16-01
2979	Trans-1,2-dichloroethylene	18491	<0.5	EPA502.2	0.5	100	02-16-01
2980	1,2,-dichloroethane	18491	<0.5	EPA502.2	0.5	3	02-16-01
2981	1,1,1-trichloroethane	18491	<0.5	EPA502.2	0.5	200	02-16-01
2982	Carbon tetrachloride	18491	<0.5	EPA502.2	0.5	3	02-16-01
2983	1,2-dichloropropane	18491	<0.5	EPA502.2	0.5	5	02-16-01
2984	Trichloroethylene	18491	<0.5	EPA502.2	0.5	3	02-16-01
2985	1,1,2-trichloroethane	18491	<0.5	EPA502.2	0.5	5	02-16-01
2987	Tetrachloroethylene	18491	<0.5	EPA502.2	0.5	3	02-16-01
2989	Monochlorobenzene	18491	<0.5	EPA502.2	0.5	100	02-16-01
2990	Benzene	18491	<0.5	EPA502.2	0.5	1	02-16-01
2991	Toluene	18491	<0.5	EPA502.2	0.5	1000	02-16-01
2992	Ethylbenzene	18491	<0.5	EPA502.2	0.5	700	02-16-01
2996	Styrene	18491	<0.5	EPA502.2	0.5	100	02-16-01

Pesticides & PCB Chemical Analysis
62-550.310(2)(c)
(PWS029)

Parameter ID	NAME	Sample Number	Analysis Result(ug/l)	Analytical Method	Detection Limit (ug/l)	MCL	Analysis Date
2005	Endrin	18491	<0.01	EPA505	0.01	2	02-23-01
2010	Lindane	18491	<0.01	EPA505	0.01	0.2	02-23-01
2015	Methoxychlor	18491	<0.05	EPA505	0.05	40	02-23-01
2020	Toxaphene	18491	<0.5	EPA505	0.5	3	02-23-01
2031	Dalapon	18491	<0.1	EPA515.1	0.1	200	02-23-01
2032	Diquat	18491	<0.4	EPA549.1	0.4	20	02-23-2001 09:00
2033	Endothall	18491	<9	EPA548.1	9	100	02-21-01
2034	Glyphosate	18491	<100	EPA547	100	700	02-20-2001 09:00
2035	Di(2-ethylhexyl)adipate	18491	<0.6	EPA525.2	0.6	400	02-23-01
2036	Oxamyl (Vydate)	18491	<100	EPA531.1	100	200	02-23-01
2037	Simazine	18491	<4	EPA505	4	4	02-23-01
2039	Di(2-ethylhexyl)phthalate	18491	<0.6	EPA525.2	0.6	6	02-23-01
2040	Picloram	18491	<0.1	EPA515.1	0.1	500	02-23-01
2041	Dinoseb	18491	<0.1	EPA515.1	0.1	7	02-23-01
2042	Hexachlorocyclopentadiene	18491	<0.1	EPA505	0.1	50	02-23-01
2046	Carbofuran	18491	<40	EPA531.1	40	40	02-23-01
2050	Atrazine	18491	<0.1	EPA505	0.1	3	02-23-01
2051	Alachlor	18491	<0.2	EPA505	0.2	2	02-23-01
2063	2,3,7,8-TCDD (Dioxin)	18491		EPA625	0.01	0.00003	
2065	Heptachlor	18491	<0.01	EPA505	0.01	0.4	02-23-01
2067	Heptachlor epoxide	18491	<0.01	EPA505	0.01	0.2	02-23-01
2105	2,4-D	18491	<0.1	EPA515.1	0.1	70	02-23-01
2110	2,4,5-TP (Silvex)	18491	<0.1	EPA515.1	0.1	50	02-23-01
2274	Hexachlorobenzene	18491	<0.1	EPA505	0.1	1	02-23-01
2306	Benzo(a)pyrene	18491	<0.02	EPA550	0.02	0.2	02-22-2001 08:30
2326	Pentachlorophenol	18491	<0.1	EPA515.1	0.1	1	02-23-01
2383	PCB	18491	<0.1	EPA505	0.1	0.5	02-23-01
2931	Dibromochloropropane	18491	<0.2	EPA504.1	0.2	0.2	02-28-01
2946	Ethylene dibromide	18491	<0.02	EPA504.1	0.02	0.02	02-28-01
2959	Chlordane	18491	<0.01	EPA505	0.01	2	02-23-01

FLOWERS CHEMICAL LABORATORIES, INC.

P.O. Box 150-597, Altamonte Springs, FL 32715-0597
(407) 339-5984

Sample ID: 18491

PARAMETER MONITORING REPORT

GMS # 4060C00092
Mon Well #: MW-1
Well Name:
Classification of Groundwater:

Well Purged* Prior to Sample Collection (Yes/No): NO

Sample Date: 02-14-01
Well Type: [ ] Background
[ ] Site Boundary
[ ] Intermediate
[ ] Compliance

Ground Water Elevation (above MSL): 41.17

Storet Code	Parameter Monitored	Sampling Method	Analysis Method	Analysis Result	Units	Sample Filt/Unfilt	Preservative Added
034551	1,2,4-trichlorobenzene		EPA 502.2	<0.5	ug/L	Unfilt.	Na2S2O3
077093	cis-1,2-dichloroethene		EPA 502.2	<0.5	ug/L	Unfilt.	Na2S2O3
081551	Xylene		EPA 502.2	<0.5	ug/L	Unfilt.	Na2S2O3
034423	Methylene chloride		EPA 502.2	<0.5	ug/L	Unfilt.	Na2S2O3
034536	o-dichlorobenzene		EPA 502.2	<0.5	ug/L	Unfilt.	Na2S2O3
034571	Para-dichlorobenzene		EPA 502.2	<0.5	ug/L	Unfilt.	Na2S2O3
039175	Vinyl chloride		EPA 502.2	<0.5	ug/L	Unfilt.	Na2S2O3
034501	1,1-dichloroethene		EPA 502.2	<0.5	ug/L	Unfilt.	Na2S2O3
034546	t-1,2-dichloroethene		EPA 502.2	<0.5	ug/L	Unfilt.	Na2S2O3
034531	1,2-dichloroethane		EPA 502.2	<0.5	ug/L	Unfilt.	Na2S2O3
034506	1,1,1-trichloroethane		EPA 502.2	<0.5	ug/L	Unfilt.	Na2S2O3
032102	Carbon tetrachloride		EPA 502.2	<0.5	ug/L	Unfilt.	Na2S2O3
034541	1,2-dichloropropane		EPA 502.2	<0.5	ug/L	Unfilt.	Na2S2O3
039180	Trichloroethene		EPA 502.2	<0.5	ug/L	Unfilt.	Na2S2O3
0 34511	1,1,2-trichloroethane		EPA 502.2	<0.5	ug/L	Unfilt.	Na2S2O3
034475	Tetrachloroethene		EPA 502.2	<0.5	ug/L	Unfilt.	Na2S2O3
034301	Chlorobenzene		EPA 502.2	<0.5	ug/L	Unfilt.	Na2S2O3
034030	Benzene		EPA 502.2	<0.5	ug/L	Unfilt.	Na2S2O3
034010	Toluene		EPA 502.2	<0.5	ug/L	Unfilt.	Na2S2O3
034371	Ethylbenzene		EPA 502.2	<0.5	ug/L	Unfilt.	Na2S2O3
077128	Styrene		EPA 502.2	<0.5	ug/L	Unfilt.	Na2S2O3
082080	TTHM		EPA 502.2	<0.001	mg/L	Unfilt.	Na2S2O3
039390	Endrin		EPA 505	<0.01	ug/L	Unfilt.	None
039340	Lindane		EPA 505	<0.01	ug/L	Unfilt.	None
039480	Methoxychlor		EPA 505	<0.05	ug/L	Unfilt.	None
039400	Toxaphene		EPA 505	<0.5	ug/L	Unfilt.	None
030200	Dalapon		EPA 515.1	<0.1	ug/L	Unfilt.	None
004443	Diquat		EPA 549.1	<0.4	ug/L	Unfilt.	None

FLOWERS CHEMICAL LABORATORIES, INC.

P.O. Box 150-597, Altamonte Springs, FL 32715-0597
(407) 339-5984

Sample ID: 18491

PARAMETER MONITORING REPORT

GMS # 4060C00092
Mon Well #: MW-1
Well Name:
Classification of Groundwater:

Sample Date: 02-14-01
Well Type: [ ] Background
[ ] Site Boundary
[ ] Intermediate
[ ] Compliance

Well Purged* Prior to Sample Collection (Yes/No): YES

Ground Water Elevation (above MSL): 41.17

Storet Code	Parameter Monitored	Sampling Method	Analysis Method	Analysis Result	Units	Sample Filt/Unfilt	Preservative Added
038926	Endothall		EPA 548.1	<9	ug/L	Unfilt.	None
039941	Gylphosate		EPA 547	<100	ug/L	Unfilt.	None
077903	Di(2-ethylhexyl) adipate		EPA 525.2	<0.6	ug/L	Unfilt.	None
0 82613	Oxamyl (Vydate)		EPA 531.1	<100	ug/L	Unfilt.	None
039055	Simazine		EPA 505	<4	ug/L	Unfilt.	None
039104	Bis(2-ethylhexyl)phthalate		EPA 525.2	<0.6	ug/L	Unfilt.	None
039720	Picloram		EPA 515.1	<0.1	ug/L	Unfilt.	None
030191	Dinoseb		EPA 515.1	<0.1	ug/L	Unfilt.	None
034386	Hexachlorocyclopentadiene		EPA 505	<0.1	ug/L	Unfilt.	None
081405	Carbofuran		EPA 531.1	<40	ug/L	Unfilt.	None
039630	Atrazine		EPA 505	<0.1	ug/L	Unfilt.	None
077825	Alachlor (Lasso)		EPA 505	<0.2	ug/L	Unfilt.	None
034675	Dioxin		EPA 625	-	ug/L	Unfilt.	None
039410	Heptachlor		EPA 505	<0.01	ug/L	Unfilt.	None
039420	Heptachlor_Epoxide		EPA 505	<0.01	ug/L	Unfilt.	None
039736	2,4-D		EPA 515.1	<0.1	ug/L	Unfilt.	None
039760	2,4,5-TP(Silvex)		EPA 515.1	<0.1	ug/L	Unfilt.	None
039700	Hexachlorobenzene		EPA 505	<0.1	ug/L	Unfilt.	None
034247	Benzo(a)pyrene		EPA 550	<0.02	ug/L	Unfilt.	None
039032	Pentachlorophenol		EPA 515.1	<0.1	ug/L	Unfilt.	None
039516	Total_PCB		EPA 505	<0.1	ug/L	Unfilt.	None
038760	Dibromochloropropane		EPA 504.1	<0.2	ug/L	Unfilt.	Na2S2O3
039082	Ethylene dibromide		EPA 504.1	<0.02	ug/L	Unfilt.	Na2S2O3
039350	Chlordane		EPA 505	<0.01	ug/L	Unfilt.	None
001516	Gross alpha		-	-	pCi/L	Unfilt.	None
001506	Analysis_Error(Ga)		-	-	pCi/L	Unfilt.	None
	Field Temp		-	23.4	oC	Unfilt.	None
	Field Conductivity		-	175	umhos/cm	Unfilt.	None

FLOWERS CHEMICAL LABORATORIES, INC.

P.O. Box 150-597, Altamonte Springs, FL 32715-0597
(407) 339-5984

Sample ID: 18491

PARAMETER MONITORING REPORT

GMS # 4060C00092
Mon Well #: MW-1
Well Name:
Classification of Groundwater:

Well Purged* Prior to Sample Collection (Yes/No): NO

Sample Date: 02-14-01
Well Type: [ ] Background
[ ] Site Boundary
[ ] Intermediate
[ ] Compliance

Ground Water Elevation (above MSL): 41.17

Storet Code	Parameter Monitored	Sampling Method	Analysis Method	Analysis Result	Units	Sample Filt/Unfilt	Preservative Added
	Field pH		EPA150.1	7.48	SU	Unfilt.	None

FLOWERS
CHEMICAL
LABORATORIES
INCORPORATED

Received From:
Cent.Testing Lab
723 S. 14th Street
Leesburg,FL 34748

Date Reported : Mar 2 2001
Project Number : SumterCo.Pub.Works
PO Number : exp. Parr.
FLDOH Number : E83018
NYSDOH Number : 11595
CTDPH Number : 0173
NCDEHNR Number : 296
SCDHEC Number : 96019

For: MW2
Date Sampled:Feb14 2001 Date Received:Feb15 2001 Lab Numbers: 18490-18496

REPORT OF ANALYSIS

Parameter	Unit	Reportable Detection Limit	%Rec	%RSD	18496
Field Temp. (C)	oC	1.00			16.7
Field Conductivity	umhos/c	1.00			181.
Field pH (units)	pH	0.0500			6.72

Certificate of Results

Sample integrity certified prior to analysis. Test results meet all requirments of the NELAC Standards, except as noted in the QA Report Section 4. This Report may not be reproduced in part, results relate only to items tested.

Jefferson S. Flowers, Ph.D.
President/Technical Director

481 NEWBURYPORT AVE.
ALTAMONTE SPRINGS.
FLORIDA 32701
P.O. BOX 150597
ALTAMONTE SPRINGS.
FLORIDA 32715-0597
BUS: (407) 339-5984
FAX: (407) 260-6110
WEB: www.flowerslabs.com

Serving Your Analytical and Environmental Needs Since 1957

FLOWERS
CHEMICAL
LABORATORIES
INCORPORATED

Received From:
Cent.Testing Lab
723 S. 14th Street
Leesburg,FL 34748

Date Reported : Mar 2 2001
Project Number : SumterCo.Pub.Works
PO Number : exp. Parr.
FLDOH Number : E83018
NYSDOH Number : 11595
CTDPH Number : 0173
NCDEHNR Number : 296
SCDHEC Number : 96019

For: MW2
Date Sampled:Feb14 2001 Date Received:Feb15 2001 Lab Numbers: 18490-18496

REPORT OF ANALYSIS

Parameter	Unit	Reportable Detection Limit	%Rec	%RSD	18496
1,2,4-trichlorobenze	ug/L	0.500			<0.500
cis-1,2-dichloroethe	ug/L	0.500	106.	9.75	<0.500
Xylene	ug/L	0.500	119.	11.3	<0.500
Methylene chloride	ug/L	0.500	116.	9.51	<0.500
o-dichlorobenzene	ug/L	0.500	128.	14.8	<0.500
Para-dichlorobenzene	ug/L	0.500			<0.500
Vinyl chloride	ug/L	0.500	125.	11.0	<0.500
1,1-dichloroethene	ug/L	0.500	118.	9.15	<0.500
t-1,2-dichloroethene	ug/L	0.500	110.	12.5	<0.500
1,2-dichloroethane	ug/L	0.500	107.	13.8	<0.500
1,1,1-trichloroethan	ug/L	0.500	113.	11.9	<0.500
Carbon tetrachloride	ug/L	0.500	113.	14.0	<0.500
1,2-dichloropropane	ug/L	0.500	103.	11.6	<0.500
Trichloroethene	ug/L	0.500	106.	11.1	<0.500
1,1,2-trichloroethan	ug/L	0.500	106.	9.56	<0.500
Tetrachloroethene	ug/L	0.500	115.	10.3	<0.500
Chlorobenzene	ug/L	0.500	97.2	10.7	<0.500
Benzene	ug/L	0.500	113.	11.2	<0.500
Toluene	ug/L	0.500	112.	11.1	<0.500
Ethylbenzene	ug/L	0.500	116.	12.5	<0.500
Styrene	ug/L	0.500			<0.500
TTHM	mg/L	0.00100	107.	9.99	<0.00100
Endrin	ug/L	0.0100	89.0	9.56	<0.0100
Lindane	ug/L	0.0100	75.2	12.5	<0.0100
Methoxychlor	ug/L	0.0500	94.6	9.37	<0.0500
Toxaphene	ug/L	0.500			<0.500

Certificate of Results

Sample integrity certified prior to analysis. Test results meet all requirments of the NELAC Standards, except as noted in the QA Report Section 4. This Report may not be reproduced in part, results relate only to items tested.

Jefferson S. Flowers, Ph.D.
President/Technical Director

481 NEWBURYPORT AVE.
ALTAMONTE SPRINGS,
FLORIDA 32701
P.O. BOX 150597
ALTAMONTE SPRINGS,
FLORIDA 32715-0597
BUS: (407) 339-5984
FAX: (407) 260-6110
WEB: www.flowerslabs.com

FLOWERS
CHEMICAL
LABORATORIES
INCORPORATED

Received From:
Cent.Testing Lab
723 S. 14th Street
Leesburg,FL 34748

Date Reported : Mar 2 2001
Project Number : SumterCo.Pub.Works
PO Number : exp. Parr.
FLDOH Number : E83018
NYSDOH Number : 11595
CTDPH Number : 0173
NCDEHNR Number : 296
SCDHEC Number : 96019

For: MW2
Date Sampled:Feb14 2001 Date Received:Feb15 2001 Lab Numbers: 18490-18496

REPORT OF ANALYSIS

Parameter	Unit	Reportable Detection Limit	%Rec	%RSD	18496
Dalapon	ug/L	0.100			<0.100
Diquat	ug/L	0.400	93.9	15.2	<0.400
Endothall	ug/L	9.00	130.	5.33	<9.00
Glyphosate	ug/L	100.	94.3	3.48	<100.
Di(2-ethylhexyl) adi	ug/L	0.600	81.6	14.7	<0.600
Oxamyl (Vydate)	ug/L	100.	104.	20.2	<100.
Simazine	ug/L	4.00	66.5	.990	<4.00
Bis(2-ethylhexyl)pht	ug/L	0.600	88.7	8.22	<0.600
Picloram	ug/L	0.100	120.	2.21	<0.100
Dinoseb	ug/L	0.100			<0.100
Hexachlorocyclopenta	ug/L	0.100	71.9	6.04	<0.100
Carbofuran	ug/L	40.0	111.	4.96	<40.0
Atrazine	ug/L	0.100	73.7	1.56	<0.100
Alachlor (Lasso)	ug/L	0.200	80.3	5.87	<0.200
Dioxin	ug/L	0.0100			-
Heptachlor	ug/L	0.0100	78.2	4.59	<0.0100
Heptachlor_Epoxide	ug/L	0.0100	76.4	5.90	<0.0100
2,4-D	ug/L	0.100			<0.100
2,4,5-TP(Silvex)	ug/L	0.100	115.	9.25	<0.100
Hexachlorobenzene	ug/L	0.100	74.4	5.88	<0.100
Benzo(a)pyrene	ug/L	0.0200			<0.0200
Pentachlorophenol	ug/L	0.100			<0.100
Total_PCB	ug/L	0.100			<0.100
Dibromochloropropane	ug/L	0.200			<0.200
Ethylene dibromide	ug/L	0.0200	119.	.280	<0.0200
Chlordane	ug/L	0.0100			<0.0100

Certificate of Results

Sample integrity certified prior to analysis. Test results meet all requirments of the NELAC Standards, except as noted in the QA Report Section 4. This Report may not be reproduced in part, results relate only to items tested.

Jefferson S. Flowers, Ph.D.
President/Technical Director

481 NEWBURYPORT AVE.
ALTAMONTE SPRINGS,
FLORIDA 32701
P.O. BOX 150597
ALTAMONTE SPRINGS,
FLORIDA 32715-0597
BUS: (407) 339-5984
FAX: (407) 260-6110
WEB: www.flowerslabs.com

PUBLIC DRINKING WATER ANALYSIS REPORTING FORMAT

PUBLIC WATER SYSTEM INFORMATION (to be completed by system or lab)

System Name: _____ I.D. #: _ SumterCo.Pub.Works

Address: 723 S. 14th Street Leesburg,FL 34748 Phone #: _____

Type (check one): ( )Community ( )Nontransient Noncommunity ( )Noncommunity

SAMPLE INFORMATION (to be completed by sampler)

Sample Date (MMDDYY): 2/14/01 Sample Time : _____

Sample Location (be specific): _____ MW2

Sampler Name and Phone: _____

Samplers Signature: _____ Title: _____

Check Type (s): ( )Distribution ( )Recheck of MCL ( )Resample of Lab Invalidated Sample

( )Clearance ( ) Thm Max Res Time ( )Plant Tap

( )Distribution entry pt ( )Raw ( )Composite of Multiple Sites-Attach a format for each site

LABORATORY CERTIFICATION INFORMATION

Lab Name: Flowers Chemical Laboratories Inc. FDOH# E83018 Effective Date 6/30/2000

Address: PO Box 150-597 Altamonte Springs, Florida 32715-0597 Phone #: (407) 339-5984

Subcontracted Lab FDOH#: _____

ANALYSIS INFORMATION (to be completed by lab) Lab Number: 18496

Date Sample(s) Recieved: 2/15/01 Group(s) Analyzed & Results attached for compliance with 62-550, F.A.C.:

( ) Nitrate ( ) Nitrite ( ) Asbestos (X) Trihalomethanes

Inorganics	Volatile Organics	Secondaries	Pesticides & PCBs
( ) All 17 ( ) Partial	(X) All 21 ( ) Partial	( ) All 14 ( ) Partial	( ) All 30 (X) Partial

Group I Unregulateds	Group II Unregulateds	Group III Unregulateds	Radiochemicals
( ) All 13 ( ) Partial	( ) All 23 ( ) Partial	( ) All 11 ( ) Partial	( ) Single Sample
			( ) Qtrly Composite *

* Provide radiochemical sample dates & locations for each quarter

I , Dr. Jefferson S Flowers, do HEREBY CERTIFY that all attached analytical data submitted are correct.

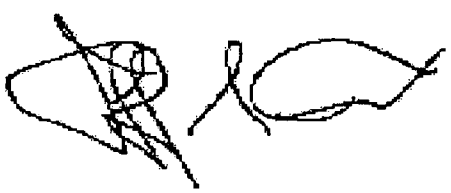

Signature:_____

Title: Technical Director Date: 3/2/01

COMPLIANCE INFORMATION (to be completed by State)

Sample Collection Satisfactory: _____ Sample Analysis Satisfactory: _____

Resample Request for: _____ Reason: _____

Person notified to resample: _____ Date notified: _____/_____/_____

DEP /ACPHU Reviewing Offical:_____

Effective 1/95

Trihalomethane Analysis
62-550.310(2)(a)
(PWS027)

Parameter ID	NAME	Sample Number	Analysis Result(mg/l)	Analytical Method	Detection Limit (mg/l)	MCL	Analysis Date
2950	TTHM	18496	<0.001	EPA502.2	0.001	0.1	02-16-01

Volatile Organic Analysis
62-550.310(2)(b)
(PWS028)

Parameter ID	NAME	Sample Number	Analysis Result(ug/l)	Analytical Method	Detection Limit (ug/l)	MCL	Analysis Date
2378	1,2,4-trichlorobenzene	18496	<0.5	EPA502.2	0.5	70	02-16-01
2380	cis-1,2-Dichloroethylene	18496	<0.5	EPA502.2	0.5	70	02-16-01
2955	Xylenes (total)	18496	<0.5	EPA502.2	0.5	10000	02-16-01
2964	Dichloromethane	18496	<0.5	EPA502.2	0.5	5	02-16-01
2968	O-dichlorobenzene	18496	<0.5	EPA502.2	0.5	600	02-16-01
2969	Para-dichlorobenzene	18496	<0.5	EPA502.2	0.5	75	02-16-01
2976	Vinyl chloride	18496	<0.5	EPA502.2	0.5	1	02-16-01
2977	1,1,-dichloroethylene	18496	<0.5	EPA502.2	0.5	7	02-16-01
2979	Trans-1,2-dichloroethylene	18496	<0.5	EPA502.2	0.5	100	02-16-01
2980	1,2,-dichloroethane	18496	<0.5	EPA502.2	0.5	3	02-16-01
2981	1,1,1-trichloroethane	18496	<0.5	EPA502.2	0.5	200	02-16-01
2982	Carbon tetrachloride	18496	<0.5	EPA502.2	0.5	3	02-16-01
2983	1,2-dichloropropane	18496	<0.5	EPA502.2	0.5	5	02-16-01
2984	Trichloroethylene	18496	<0.5	EPA502.2	0.5	3	02-16-01
2985	1,1,2-trichloroethane	18496	<0.5	EPA502.2	0.5	5	02-16-01
2987	Tetrachloroethylene	18496	<0.5	EPA502.2	0.5	3	02-16-01
2989	Monochlorobenzene	18496	<0.5	EPA502.2	0.5	100	02-16-01
2990	Benzene	18496	<0.5	EPA502.2	0.5	1	02-16-01
2991	Toluene	18496	<0.5	EPA502.2	0.5	1000	02-16-01
2992	Ethylbenzene	18496	<0.5	EPA502.2	0.5	700	02-16-01
2996	Styrene	18496	<0.5	EPA502.2	0.5	100	02-16-01

Pesticides & PCB Chemical Analysis
62-550.310(2)(c)
(PWS029)

Parameter ID	NAME	Sample Number	Analysis Result(ug/l)	Analytical Method	Detection Limit (ug/l)	MCL	Analysis Date
2005	Endrin	18496	<0.01	EPA505	0.01	2	02-23-01
2010	Lindane	18496	<0.01	EPA505	0.01	0.2	02-23-01
2015	Methoxychlor	18496	<0.05	EPA505	0.05	40	02-23-01
2020	Toxaphene	18496	<0.5	EPA505	0.5	3	02-23-01
2031	Dalapon	18496	<0.1	EPA515.1	0.1	200	02-23-01
2032	Diquat	18496	<0.4	EPA549.1	0.4	20	02-23-2001 09:00
2033	Endothall	18496	<9	EPA548.1	9	100	02-21-01
2034	Glyphosate	18496	<100	EPA547	100	700	02-20-2001 09:00
2035	Di(2-ethylhexyl)adipate	18496	<0.6	EPA525.2	0.6	400	02-23-01
2036	Oxamyl (Vydate)	18496	<100	EPA531.1	100	200	02-23-01
2037	Simazine	18496	<4	EPA505	4	4	02-23-01
2039	Di(2-ethylhexyl)phthalate	18496	<0.6	EPA525.2	0.6	6	02-23-01
2040	Picloram	18496	<0.1	EPA515.1	0.1	500	02-23-01
2041	Dinoseb	18496	<0.1	EPA515.1	0.1	7	02-23-01
2042	Hexachlorocyclopentadiene	18496	<0.1	EPA505	0.1	50	02-23-01
2046	Carbofuran	18496	<40	EPA531.1	40	40	02-23-01
2050	Atrazine	18496	<0.1	EPA505	0.1	3	02-23-01
2051	Alachlor	18496	<0.2	EPA505	0.2	2	02-23-01
2063	2,3,7,8-TCDD (Dioxin)	18496		EPA625	0.01	0.00003	
2065	Heptachlor	18496	<0.01	EPA505	0.01	0.4	02-23-01
2067	Heptachlor epoxide	18496	<0.01	EPA505	0.01	0.2	02-23-01
2105	2,4-D	18496	<0.1	EPA515.1	0.1	70	02-23-01
2110	2,4,5-TP (Silvex)	18496	<0.1	EPA515.1	0.1	50	02-23-01
2274	Hexachlorobenzene	18496	<0.1	EPA505	0.1	1	02-23-01
2306	Benzo(a)pyrene	18496	<0.02	EPA550	0.02	0.2	02-22-2001 08:30
2326	Pentachlorophenol	18496	<0.1	EPA515.1	0.1	1	02-23-01
2383	PCB	18496	<0.1	EPA505	0.1	0.5	02-23-01
2931	Dibromochloropropane	18496	<0.2	EPA504.1	0.2	0.2	02-28-01
2946	Ethylene dibromide	18496	<0.02	EPA504.1	0.02	0.02	02-28-01
2959	Chlordane	18496	<0.01	EPA505	0.01	2	02-23-01

FLOWERS CHEMICAL LABORATORIES, INC.
P.O. Box 150-597, Altamonte Springs, FL 32715-0597
(407) 339-5984

Sample ID: 18496

PARAMETER MONITORING REPORT

GMS # 4060C00092
Mon Well #: MW-2
Well Name:
Classification of Groundwater:

Sample Date: 02-14-01
Well Type: [ ] Background
[ ] Site Boundary
[ ] Intermediate
[ ] Compliance

Well Purged* Prior to Sample Collection (Yes/No): NO

Ground Water Elevation (above MSL): 42.14

Storet Code	Parameter Monitored	Sampling Method	Analysis Method	Analysis Result	Units	Sample Filt/Unfilt	Preservative Added
034551	1,2,4-trichlorobenzene		EPA 502.2	<0.5	ug/L	Unfilt.	Na2S2O3
077093	cis-1,2-dichloroethene		EPA 502.2	<0.5	ug/L	Unfilt.	Na2S2O3
081551	Xylene		EPA 502.2	<0.5	ug/L	Unfilt.	Na2S2O3
034423	Methylene chloride		EPA 502.2	<0.5	ug/L	Unfilt.	Na2S2O3
034536	o-dichlorobenzene		EPA 502.2	<0.5	ug/L	Unfilt.	Na2S2O3
034571	Para-dichlorobenzene		EPA 502.2	<0.5	ug/L	Unfilt.	Na2S2O3
039175	Vinyl chloride		EPA 502.2	<0.5	ug/L	Unfilt.	Na2S2O3
034501	1,1-dichloroethene		EPA 502.2	<0.5	ug/L	Unfilt.	Na2S2O3
034546	t-1,2-dichloroethene		EPA 502.2	<0.5	ug/L	Unfilt.	Na2S2O3
034531	1,2-dichloroethane		EPA 502.2	<0.5	ug/L	Unfilt.	Na2S2O3
034506	1,1,1-trichloroethane		EPA 502.2	<0.5	ug/L	Unfilt.	Na2S2O3
032102	Carbon tetrachloride		EPA 502.2	<0.5	ug/L	Unfilt.	Na2S2O3
034541	1,2-dichloropropane		EPA 502.2	<0.5	ug/L	Unfilt.	Na2S2O3
039180	Trichloroethene		EPA 502.2	<0.5	ug/L	Unfilt.	Na2S2O3
0 34511	1,1,2-trichloroethane		EPA 502.2	<0.5	ug/L	Unfilt.	Na2S2O3
034475	Tetrachloroethene		EPA 502.2	<0.5	ug/L	Unfilt.	Na2S2O3
034301	Chlorobenzene		EPA 502.2	<0.5	ug/L	Unfilt.	Na2S2O3
034030	Benzene		EPA 502.2	<0.5	ug/L	Unfilt.	Na2S2O3
034010	Toluene		EPA 502.2	<0.5	ug/L	Unfilt.	Na2S2O3
034371	Ethylbenzene		EPA 502.2	<0.5	ug/L	Unfilt.	Na2S2O3
077128	Styrene		EPA 502.2	<0.5	ug/L	Unfilt.	Na2S2O3
082080	TTHM		EPA 502.2	<0.001	mg/L	Unfilt.	Na2S2O3
039390	Endrin		EPA 505	<0.01	ug/L	Unfilt.	None
039340	Lindane		EPA 505	<0.01	ug/L	Unfilt.	None
039480	Methoxychlor		EPA 505	<0.05	ug/L	Unfilt.	None
039400	Toxaphene		EPA 505	<0.5	ug/L	Unfilt.	None
030200	Dalapon		EPA 515.1	<0.1	ug/L	Unfilt.	None
004443	Diquat		EPA 549.1	<0.4	ug/L	Unfilt.	None

FLOWERS CHEMICAL LABORATORIES, INC.

P.O. Box 150-597, Altamonte Springs, FL 32715-0597
(407) 339-5984

Sample ID: 18496

PARAMETER MONITORING REPORT

GMS # 4060C00092
Mon Well #: MW-2
Well Name:
Classification of Groundwater:

Sample Date: 02-14-01
Well Type: [ ] Background
[ ] Site Boundary
[ ] Intermediate
[ ] Compliance

Well Purged* Prior to Sample Collection (Yes/No): NO

Ground Water Elevation (above MSL): 42.14

Storet Code	Parameter Monitored	Sampling Method	Analysis Method	Analysis Result	Units	Sample Filt/Unfilt	Preservative Added
038926	Endothall		EPA 548.1	<9	ug/L	Unfilt.	None
039941	Gylphosate		EPA 547	<100	ug/L	Unfilt.	None
077903	Di(2-ethylhexyl) adipate		EPA 525.2	<0.6	ug/L	Unfilt.	None
0 82613	Oxamyl (Vydate)		EPA 531.1	<100	ug/L	Unfilt.	None
039055	Simazine		EPA 505	<4	ug/L	Unfilt.	None
039104	Bis(2-ethylhexyl)phthalate		EPA 525.2	<0.6	ug/L	Unfilt.	None
039720	Picloram		EPA 515.1	<0.1	ug/L	Unfilt.	None
030191	Dinoseb		EPA 515.1	<0.1	ug/L	Unfilt.	None
034386	Hexachlorocyclopentadiene		EPA 505	<0.1	ug/L	Unfilt.	None
081405	Carbofuran		EPA 531.1	<40	ug/L	Unfilt.	None
039630	Atrazine		EPA 505	<0.1	ug/L	Unfilt.	None
077825	Alachlor (Lasso)		EPA 505	<0.2	ug/L	Unfilt.	None
034675	Dioxin		EPA 625	-	ug/L	Unfilt.	None
039410	Heptachlor		EPA 505	<0.01	ug/L	Unfilt.	None
039420	Heptachlor_Epoxide		EPA 505	<0.01	ug/L	Unfilt.	None
039736	2,4-D		EPA 515.1	<0.1	ug/L	Unfilt.	None
039760	2,4,5-TP(Silvex)		EPA 515.1	<0.1	ug/L	Unfilt.	None
039700	Hexachlorobenzene		EPA 505	<0.1	ug/L	Unfilt.	None
034247	Benzo(a)pyrene		EPA 550	<0.02	ug/L	Unfilt.	None
039032	Pentachlorophenol		EPA 515.1	<0.1	ug/L	Unfilt.	None
039516	Total_PCB		EPA 505	<0.1	ug/L	Unfilt.	None
038760	Dibromochloropropane		EPA 504.1	<0.2	ug/L	Unfilt.	Na2S2O3
039082	Ethylene dibromide		EPA 504.1	<0.02	ug/L	Unfilt.	Na2S2O3
039350	Chlordane		EPA 505	<0.01	ug/L	Unfilt.	None
001516	Gross alpha		-	-	pCi/L	Unfilt.	None
001506	Analysis_Error(Ga)		-	-	pCi/L	Unfilt.	None
	Field Temp		-	16.7	oC	Unfilt.	None
	Field Conductivity		-	181	umhos/cm	Unfilt.	None

FLOWERS CHEMICAL LABORATORIES, INC.

P.O. Box 150-597, Altamonte Springs, FL 32715-0597
(407) 339-5984

Sample ID: 18496

PARAMETER MONITORING REPORT

GMS # 4060C00092
Mon Well #: MW-2
Well Name:
Classification of Groundwater:

Well Purged* Prior to Sample Collection (Yes/No): NO

Sample Date: 02-14-01
Well Type: [ ] Background
[ ] Site Boundary
[ ] Intermediate
[ ] Compliance

Ground Water Elevation (above MSL): 42.14

Storet Code	Parameter Monitored	Sampling Method	Analysis Method	Analysis Result	Units	Sample Filt/Unfilt	Preservative Added
	Field pH		EPA150.1	6.72	SU	Unfilt.	None

FLOWERS
CHEMICAL
LABORATORIES
INCORPORATED

Received From:
Cent.Testing Lab
723 S. 14th Street
Leesburg,FL 34748

Date Reported : Mar 2 2001
Project Number : SumterCo.Pub.Works
PO Number : exp. Parr.
FLDOH Number : E83018
NYSDOH Number : 11595
CTDPH Number : 0173
NCDEHNR Number : 296
SCDHEC Number : 96019

For: MW4
Date Sampled:Feb14 2001 Date Received:Feb15 2001 Lab Numbers: 18490-18496

REPORT OF ANALYSIS

Parameter	Unit	Reportable Detection Limit	%Rec	%RSD	18490
Field Temp. (C)	oC	1.00			23.4
Field Conductivity	umhos/c	1.00			726.
Field pH (units)	pH	0.0500			6.90

Certificate of Results

Sample integrity certified prior to analysis. Test results meet all requirments of the NELAC Standards, except as noted in the QA Report Section 4. This Report may not be reproduced in part, results relate only to items tested.

Jefferson S. Flowers, Ph.D.
President/Technical Director

481 NEWBURYPORT AVE.
ALTAMONTE SPRINGS,
FLORIDA 32701
P.O. BOX 150597
ALTAMONTE SPRINGS,
FLORIDA 32715-0597
BUS: (407) 339-5984
FAX: (407) 260-6110
WEB: www.flowerslabs.com

Serving Your Analytical and Environmental Needs Since 1957

FLOWERS
CHEMICAL
LABORATORIES
INCORPORATED

Received From:
Cent.Testing Lab
723 S. 14th Street
Leesburg,FL 34748

Date Reported : Mar 2 2001
Project Number : SumterCo.Pub.Works
PO Number : exp. Parr.
FLDOH Number : E83018
NYSDOH Number : 11595
CTDPH Number : 0173
NCDEHNR Number : 296
SCDHEC Number : 96019

For: MW4
Date Sampled:Feb14 2001 Date Received:Feb15 2001 Lab Numbers: 18490-18496

REPORT OF ANALYSIS

Parameter	Unit	Reportable Detection Limit	%Rec	%RSD	18490
1,2,4-trichlorobenze	ug/L	0.500			<0.500
cis-1,2-dichloroethe	ug/L	0.500	106.	9.75	<0.500
Xylene	ug/L	0.500	119.	11.3	<0.500
Methylene chloride	ug/L	0.500	116.	9.51	<0.500
o-dichlorobenzene	ug/L	0.500	128.	14.8	<0.500
Para-dichlorobenzene	ug/L	0.500			<0.500
Vinyl chloride	ug/L	0.500	125.	11.0	<0.500
1,1-dichloroethene	ug/L	0.500	118.	9.15	<0.500
t-1,2-dichloroethene	ug/L	0.500	110.	12.5	<0.500
1,2-dichloroethane	ug/L	0.500	107.	13.8	<0.500
1,1,1-trichloroethan	ug/L	0.500	113.	11.9	<0.500
Carbon tetrachloride	ug/L	0.500	113.	14.0	<0.500
1,2-dichloropropane	ug/L	0.500	103.	11.6	<0.500
Trichloroethene	ug/L	0.500	106.	11.1	<0.500
1,1,2-trichloroethan	ug/L	0.500	106.	9.56	<0.500
Tetrachloroethene	ug/L	0.500	115.	10.3	<0.500
Chlorobenzene	ug/L	0.500	97.2	10.7	<0.500
Benzene	ug/L	0.500	113.	11.2	<0.500
Toluene	ug/L	0.500	112.	11.1	<0.500
Ethylbenzene	ug/L	0.500	116.	12.5	<0.500
Styrene	ug/L	0.500			<0.500
TTHM	mg/L	0.00100	107.	9.99	<0.00100
Endrin	ug/L	0.0100	89.0	9.56	<0.0100
Lindane	ug/L	0.0100	75.2	12.5	<0.0100
Methoxychlor	ug/L	0.0500	94.6	9.37	<0.0500
Toxaphene	ug/L	0.500			<0.500

Certificate of Results

Sample integrity certified prior to analysis. Test results meet all requirments of the NELAC Standards, except as noted in the QA Report Section 4. This Report may not be reproduced in part, results relate only to items tested.

Jefferson S. Flowers, Ph.D.
President/Technical Director

481 NEWBURYPORT AVE
ALTAMONTE SPRINGS,
FLORIDA 32701
P.O. BOX 150597
ALTAMONTE SPRINGS,
FLORIDA 32715-0597
BUS: (407) 339-5984
FAX: (407) 260-6110
WEB: www.flowerslabs.com

FLOWERS
CHEMICAL
LABORATORIES
INCORPORATED

Received From:
Cent.Testing Lab
723 S. 14th Street
Leesburg,FL 34748

Date Reported : Mar 2 2001
Project Number : SumterCo.Pub.Works
PO Number : exp. Parr.
FLDOH Number : E83018
NYSDOH Number : 11595
CTDPH Number : 0173
NCDEHNR Number : 296
SCDHEC Number : 96019

For: MW4
Date Sampled:Feb14 2001 Date Received:Feb15 2001 Lab Numbers: 18490-18496

REPORT OF ANALYSIS

Parameter	Unit	Reportable Detection Limit	%Rec	%RSD	18490
Dalapon	ug/L	0.100			<0.100
Diquat	ug/L	0.400	93.9	15.2	<0.400
Endothall	ug/L	9.00	130.	5.33	<9.00
Glyphosate	ug/L	100.	94.3	3.48	<100.
Di(2-ethylhexyl) adi	ug/L	0.600	81.6	14.7	<0.600
Oxamyl (Vydate)	ug/L	100.	104.	20.2	<100.
Simazine	ug/L	4.00	66.5	.990	<4.00
Bis(2-ethylhexyl)pht	ug/L	0.600	88.7	8.22	<0.600
Picloram	ug/L	0.100	120.	2.21	<0.100
Dinoseb	ug/L	0.100			<0.100
Hexachlorocyclopenta	ug/L	0.100	71.9	6.04	<0.100
Carbofuran	ug/L	40.0	111.	4.96	<40.0
Atrazine	ug/L	0.100	73.7	1.56	<0.100
Alachlor (Lasso)	ug/L	0.200	80.3	5.87	<0.200
Dioxin	ug/L	0.0100			-
Heptachlor	ug/L	0.0100	78.2	4.59	<0.0100
Heptachlor_Epoxide	ug/L	0.0100	76.4	5.90	<0.0100
2,4-D	ug/L	0.100			<0.100
2,4,5-TP(Silvex)	ug/L	0.100	115.	9.25	<0.100
Hexachlorobenzene	ug/L	0.100	74.4	5.88	<0.100
Benzo(a)pyrene	ug/L	0.0200			<0.0200
Pentachlorophenol	ug/L	0.100			<0.100
Total_PCB	ug/L	0.100			<0.100
Dibromochloropropane	ug/L	0.200			<0.200
Ethylene dibromide	ug/L	0.0200	119.	.280	<0.0200
Chlordane	ug/L	0.0100			<0.0100

Certificate of Results

Sample integrity certified prior to analysis. Test results meet all requirments of the NELAC Standards, except as noted in the QA Report Section 4. This Report may not be reproduced in part, results relate only to items tested.

Jefferson S. Flowers, Ph.D.
President/Technical Director

481 NEWBURYPORT AVE.
ALTAMONTE SPRINGS,
FLORIDA 32701
P.O. BOX 150597
ALTAMONTE SPRINGS,
FLORIDA 32715-0597
BUS: (407) 339-5984
FAX: (407) 260-6110
WEB: www.flowerslabs.com

PUBLIC DRINKING WATER ANALYSIS REPORTING FORMAT

PUBLIC WATER SYSTEM INFORMATION (to be completed by system or lab)

System Name: _____ I.D. #: _ SumterCo.Pub.Works

Address: 723 S. 14th Street Leesburg,FL 34748 Phone #: _____

Type (check one): ( )Community ( )Nontransient Noncommunity ( )Noncommunity

SAMPLE INFORMATION (to be completed by sampler)

Sample Date (MMDDYY): 2/14/01 Sample Time : _____

Sample Location (be specific): _____ MW4

Sampler Name and Phone: _____

Samplers Signature: _____ Title: _____

Check Type (s): ( )Distribution ( )Recheck of MCL ( )Resample of Lab Invalidated Sample

( )Clearance ( ) Thm Max Res Time ( )Plant Tap

( )Distribution entry pt ( )Raw ( )Composite of Multiple Sites-Attach a format for each site

LABORATORY CERTIFICATION INFORMATION

Lab Name: Flowers Chemical Laboratories Inc. FDOH# E83018 Effective Date 6/30/2000

Address: PO Box 150-597 Altamonte Springs, Florida 32715-0597 Phone #: (407) 339-5984

Subcontracted Lab FDOH#: _____

ANALYSIS INFORMATION (to be completed by lab) Lab Number: 18490

Date Sample(s) Recieved: 2/15/01 Group(s) Analyzed & Results attached for compliance with 62-550, F.A.C.:

( ) Nitrate	( ) Nitrite	( ) Asbestos	(X) Trihalomethanes
Inorganics	Volatile Organics	Secondaries	Pesticides & PCBs
( ) All 17 ( ) Partial	(X) All 21 ( ) Partial	( ) All 14 ( ) Partial	( ) All 30 (X) Partial
Group I Unregulateds	Group II Unregulateds	Group III Unregulateds	Radiochemicals
( ) All 13 ( ) Partial	( ) All 23 ( ) Partial	( ) All 11 ( ) Partial	( ) Single Sample
			( ) Qtrly Composite *

* Provide radiochemical sample dates & locations for each quarter

I , Dr. Jefferson S Flowers, do HEREBY CERTIFY that all attached analytical data submitted are correct.

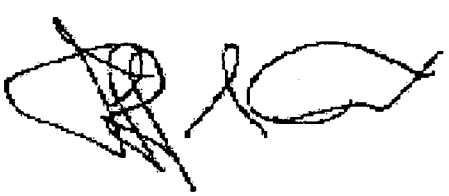

Signature:_____

Title: Technical Director Date: 3/2/01

COMPLIANCE INFORMATION (to be completed by State)

Sample Collection Satisfactory: _____ Sample Analysis Satisfactory: _____

Resample Request for: _____ Reason: _____

Person notified to resample: _____ Date notified: _____/_____/_____

DEP /ACPHU Reviewing Offical:_____

Effective 1/95

Pesticides & PCB Chemical Analysis
62-550.310(2)(c)
(PWS029)

Parameter ID	NAME	Sample Number	Analysis Result(ug/l)	Analytical Method	Detection Limit (ug/l)	MCL	Analysis Date
2005	Endrin	18490	<0.01	EPA505	0.01	2	02-23-01
2010	Lindane	18490	<0.01	EPA505	0.01	0.2	02-23-01
2015	Methoxychlor	18490	<0.05	EPA505	0.05	40	02-23-01
2020	Toxaphene	18490	<0.5	EPA505	0.5	3	02-23-01
2031	Dalapon	18490	<0.1	EPA515.1	0.1	200	02-23-01
2032	Diquat	18490	<0.4	EPA549.1	0.4	20	02-23-2001 09:00
2033	Endothall	18490	<9	EPA548.1	9	100	02-21-01
2034	Glyphosate	18490	<100	EPA547	100	700	02-20-2001 09:00
2035	Di(2-ethylhexyl)adipate	18490	<0.6	EPA525.2	0.6	400	02-23-01
2036	Oxamyl (Vydate)	18490	<100	EPA531.1	100	200	02-23-01
2037	Simazine	18490	<4	EPA505	4	4	02-23-01
2039	Di(2-ethylhexyl)phthalate	18490	<0.6	EPA525.2	0.6	6	02-23-01
2040	Picloram	18490	<0.1	EPA515.1	0.1	500	02-23-01
2041	Dinoseb	18490	<0.1	EPA515.1	0.1	7	02-23-01
2042	Hexachlorocyclopentadiene	18490	<0.1	EPA505	0.1	50	02-23-01
2046	Carbofuran	18490	<40	EPA531.1	40	40	02-23-01
2050	Atrazine	18490	<0.1	EPA505	0.1	3	02-23-01
2051	Alachlor	18490	<0.2	EPA505	0.2	2	02-23-01
2063	2,3,7,8-TCDD (Dioxin)	18490		EPA625	0.01	0.00003	
2065	Heptachlor	18490	<0.01	EPA505	0.01	0.4	02-23-01
2067	Heptachlor epoxide	18490	<0.01	EPA505	0.01	0.2	02-23-01
2105	2,4-D	18490	<0.1	EPA515.1	0.1	70	02-23-01
2110	2,4,5-TP (Silvex)	18490	<0.1	EPA515.1	0.1	50	02-23-01
2274	Hexachlorobenzene	18490	<0.1	EPA505	0.1	1	02-23-01
2306	Benzo(a)pyrene	18490	<0.02	EPA550	0.02	0.2	02-22-2001 08:30
2326	Pentachlorophenol	18490	<0.1	EPA515.1	0.1	1	02-23-01
2383	PCB	18490	<0.1	EPA505	0.1	0.5	02-23-01
2931	Dibromochloropropane	18490	<0.2	EPA504.1	0.2	0.2	02-28-01
2946	Ethylene dibromide	18490	<0.02	EPA504.1	0.02	0.02	02-28-01
2959	Chlordane	18490	<0.01	EPA505	0.01	2	02-23-01

Trihalomethane Analysis
62-550.310(2)(a)
(PWS027)

Parameter ID	NAME	Sample Number	Analysis Result(mg/l)	Analytical Method	Detection Limit (mg/l)	MCL	Analysis Date
2950	TTHM	18490	<0.001	EPA502.2	0.001	0.1	02-16-01

Volatile Organic Analysis
62-550.310(2)(b)
(PWS028)

Parameter ID	NAME	Sample Number	Analysis Result(ug/l)	Analytical Method	Detection Limit (ug/l)	MCL	Analysis Date
2378	1,2,4-trichlorobenzene	18490	<0.5	EPA502.2	0.5	70	02-16-01
2380	cis-1,2-Dichloroethylene	18490	<0.5	EPA502.2	0.5	70	02-16-01
2955	Xylenes (total)	18490	<0.5	EPA502.2	0.5	10000	02-16-01
2964	Dichloromethane	18490	<0.5	EPA502.2	0.5	5	02-16-01
2968	O-dichlorobenzene	18490	<0.5	EPA502.2	0.5	600	02-16-01
2969	Para-dichlorobenzene	18490	<0.5	EPA502.2	0.5	75	02-16-01
2976	Vinyl chloride	18490	<0.5	EPA502.2	0.5	1	02-16-01
2977	1,1,-dichloroethylene	18490	<0.5	EPA502.2	0.5	7	02-16-01
2979	Trans-1,2-dichloroethylene	18490	<0.5	EPA502.2	0.5	100	02-16-01
2980	1,2,-dichloroethane	18490	<0.5	EPA502.2	0.5	3	02-16-01
2981	1,1,1-trichloroethane	18490	<0.5	EPA502.2	0.5	200	02-16-01
2982	Carbon tetrachloride	18490	<0.5	EPA502.2	0.5	3	02-16-01
2983	1,2-dichloropropane	18490	<0.5	EPA502.2	0.5	5	02-16-01
2984	Trichloroethylene	18490	<0.5	EPA502.2	0.5	3	02-16-01
2985	1,1,2-trichloroethane	18490	<0.5	EPA502.2	0.5	5	02-16-01
2987	Tetrachloroethylene	18490	<0.5	EPA502.2	0.5	3	02-16-01
2989	Monochlorobenzene	18490	<0.5	EPA502.2	0.5	100	02-16-01
2990	Benzene	18490	<0.5	EPA502.2	0.5	1	02-16-01
2991	Toluene	18490	<0.5	EPA502.2	0.5	1000	02-16-01
2992	Ethylbenzene	18490	<0.5	EPA502.2	0.5	700	02-16-01
2996	Styrene	18490	<0.5	EPA502.2	0.5	100	02-16-01

FLOWERS CHEMICAL LABORATORIES, INC.

P.O. Box 150-597, Altamonte Springs, FL 32715-0597
(407) 339-5984

Sample ID: 18490

PARAMETER MONITORING REPORT

GMS # 4060C00092
Mon Well #: MW-4
Well Name:
Classification of Groundwater:

Sample Date: 02-14-01
Well Type: [ ] Background
[ ] Site Boundary
[ ] Intermediate
[ ] Compliance

Well Purged* Prior to Sample Collection (Yes/No): NO

Ground Water Elevation (above MSL): 41.16

Storet Code	Parameter Monitored	Sampling Method	Analysis Method	Analysis Result	Units	Sample Filt/Unfilt	Preservative Added
034551	1,2,4-trichlorobenzene		EPA 502.2	<0.5	ug/L	Unfilt.	Na2S2O3
077093	cis-1,2-dichloroethene		EPA 502.2	<0.5	ug/L	Unfilt.	Na2S2O3
081551	Xylene		EPA 502.2	<0.5	ug/L	Unfilt.	Na2S2O3
034423	Methylene chloride		EPA 502.2	<0.5	ug/L	Unfilt.	Na2S2O3
034536	o-dichlorobenzene		EPA 502.2	<0.5	ug/L	Unfilt.	Na2S2O3
034571	Para-dichlorobenzene		EPA 502.2	<0.5	ug/L	Unfilt.	Na2S2O3
039175	Vinyl chloride		EPA 502.2	<0.5	ug/L	Unfilt.	Na2S2O3
034501	1,1-dichloroethene		EPA 502.2	<0.5	ug/L	Unfilt.	Na2S2O3
034546	t-1,2-dichloroethene		EPA 502.2	<0.5	ug/L	Unfilt.	Na2S2O3
034531	1,2-dichloroethane		EPA 502.2	<0.5	ug/L	Unfilt.	Na2S2O3
034506	1,1,1-trichloroethane		EPA 502.2	<0.5	ug/L	Unfilt.	Na2S2O3
032102	Carbon tetrachloride		EPA 502.2	<0.5	ug/L	Unfilt.	Na2S2O3
034541	1,2-dichloropropane		EPA 502.2	<0.5	ug/L	Unfilt.	Na2S2O3
039180	Trichloroethene		EPA 502.2	<0.5	ug/L	Unfilt.	Na2S2O3
0 34511	1,1,2-trichloroethane		EPA 502.2	<0.5	ug/L	Unfilt.	Na2S2O3
034475	Tetrachloroethene		EPA 502.2	<0.5	ug/L	Unfilt.	Na2S2O3
034301	Chlorobenzene		EPA 502.2	<0.5	ug/L	Unfilt.	Na2S2O3
034030	Benzene		EPA 502.2	<0.5	ug/L	Unfilt.	Na2S2O3
034010	Toluene		EPA 502.2	<0.5	ug/L	Unfilt.	Na2S2O3
034371	Ethylbenzene		EPA 502.2	<0.5	ug/L	Unfilt.	Na2S2O3
077128	Styrene		EPA 502.2	<0.5	ug/L	Unfilt.	Na2S2O3
082080	TTHM		EPA 502.2	<0.001	mg/L	Unfilt.	Na2S2O3
039390	Endrin		EPA 505	<0.01	ug/L	Unfilt.	None
039340	Lindane		EPA 505	<0.01	ug/L	Unfilt.	None
039480	Methoxychlor		EPA 505	<0.05	ug/L	Unfilt.	None
039400	Toxaphene		EPA 505	<0.5	ug/L	Unfilt.	None
030200	Dalapon		EPA 515.1	<0.1	ug/L	Unfilt.	None
004443	Diquat		EPA 549.1	<0.4	ug/L	Unfilt.	None

FLOWERS CHEMICAL LABORATORIES, INC.

P.O. Box 150-597, Altamonte Springs, FL 32715-0597
(407) 339-5984

Sample ID: 18490

PARAMETER MONITORING REPORT

GMS # 4060C00092
Mon Well #: MW-4
Well Name:
Classification of Groundwater:

Sample Date: 02-14-01
Well Type: [ ] Background
[ ] Site Boundary
[ ] Intermediate
[ ] Compliance

Well Purged* Prior to Sample Collection (Yes/No): NO

Ground Water Elevation (above MSL): 41.16

Storet Code	Parameter Monitored	Sampling Method	Analysis Method	Analysis Result	Units	Sample Filt/Unfilt	Preservative Added
038926	Endothall		EPA 548.1	<9	ug/L	Unfilt.	None
039941	Gylphosate		EPA 547	<100	ug/L	Unfilt.	None
077903	Di(2-ethylhexyl) adipate		EPA 525.2	<0.6	ug/L	Unfilt.	None
0 82613	Oxamyl (Vydate)		EPA 531.1	<100	ug/L	Unfilt.	None
039055	Simazine		EPA 505	<4	ug/L	Unfilt.	None
039104	Bis(2-ethylhexyl)phthalate		EPA 525.2	<0.6	ug/L	Unfilt.	None
039720	Picloram		EPA 515.1	<0.1	ug/L	Unfilt.	None
030191	Dinoseb		EPA 515.1	<0.1	ug/L	Unfilt.	None
034386	Hexachlorocyclopentadiene		EPA 505	<0.1	ug/L	Unfilt.	None
081405	Carbofuran		EPA 531.1	<40	ug/L	Unfilt.	None
039630	Atrazine		EPA 505	<0.1	ug/L	Unfilt.	None
077825	Alachlor (Lasso)		EPA 505	<0.2	ug/L	Unfilt.	None
034675	Dioxin		EPA 625	-	ug/L	Unfilt.	None
039410	Heptachlor		EPA 505	<0.01	ug/L	Unfilt.	None
039420	Heptachlor_Epoxide		EPA 505	<0.01	ug/L	Unfilt.	None
039736	2,4-D		EPA 515.1	<0.1	ug/L	Unfilt.	None
039760	2,4,5-TP(Silvex)		EPA 515.1	<0.1	ug/L	Unfilt.	None
039700	Hexachlorobenzene		EPA 505	<0.1	ug/L	Unfilt.	None
034247	Benzo(a)pyrene		EPA 550	<0.02	ug/L	Unfilt.	None
039032	Pentachlorophenol		EPA 515.1	<0.1	ug/L	Unfilt.	None
039516	Total_PCB		EPA 505	<0.1	ug/L	Unfilt.	None
038760	Dibromochloropropane		EPA 504.1	<0.2	ug/L	Unfilt.	Na2S2O3
039082	Ethylene dibromide		EPA 504.1	<0.02	ug/L	Unfilt.	Na2S2O3
039350	Chlordane		EPA 505	<0.01	ug/L	Unfilt.	None
001516	Gross alpha		-	-	pCi/L	Unfilt.	None
001506	Analysis_Error(Ga)		-	-	pCi/L	Unfilt.	None
	Field Temp		-	23.4	oC	Unfilt.	None
	Field Conductivity		-	726	umhos/cm	Unfilt.	None

FLOWERS CHEMICAL LABORATORIES, INC.

P.O. Box 150-597, Altamonte Springs, FL 32715-0597
(407) 339-5984

Sample ID: 18490

PARAMETER MONITORING REPORT

GMS # 4060C00092

Mon Well #: MW-4

Well Name:

Classification of Groundwater:

Well Purged* Prior to Sample Collection (Yes/No): NO

Sample Date: 02-14-01

Well Type: [ ] Background
[ ] Site Boundary
[ ] Intermediate
[ ] Compliance

Ground Water Elevation (above MSL): 41.16

Storet Code	Parameter Monitored	Sampling Method	Analysis Method	Analysis Result	Units	Sample Filt/Unfilt	Preservative Added
	Field pH		EPA150.1	6.90	SU	Unfilt.	None

FLOWERS
CHEMICAL
LABORATORIES
INCORPORATED

Received From:
Cent.Testing Lab
723 S. 14th Street
Leesburg,FL 34748

Date Reported : Mar 2 2001
Project Number : SumterCo.Pub.Works
PO Number : exp. Parr.
FLDOH Number : E83018
NYSDOH Number : 11595
CTDPH Number : 0173
NCDEHNR Number : 296
SCDHEC Number : 96019

For: MW6A
Date Sampled:Feb14 2001 Date Received:Feb15 2001 Lab Numbers: 18490-18496

REPORT OF ANALYSIS

Parameter	Unit	Reportable Detection Limit	%Rec	%RSD	18493
Field Temp. (C)	oC	1.00			19.5
Field Conductivity	umhos/c	1.00			275.
Field pH (units)	pH	0.0500			7.49

Certificate of Results

Sample integrity certified prior to analysis. Test results meet all requirments of the NELAC Standards, except as noted in the QA Report Section 4. This Report may not be reproduced in part, results relate only to items tested.

Jefferson S. Flowers, Ph.D.
President/Technical Director

481 NEWBURYPORT AVE
ALTAMONTE SPRINGS.
FLORIDA 32701
P.O. BOX 150597
ALTAMONTE SPRINGS.
FLORIDA 32715-0597
BUS: (407) 339-5984
FAX: (407) 260-6110
WEB: www.flowerslabs.com

Serving Your Analytical and Environmental Needs Since 1957

FLOWERS
CHEMICAL
LABORATORIES
INCORPORATED

Received From:
Cent.Testing Lab
723 S. 14th Street
Leesburg,FL 34748

Date Reported : Mar 2 2001
Project Number : SumterCo.Pub.Works
PO Number : exp. Parr.
FLDOH Number : E83018
NYSDOH Number : 11595
CTDPH Number : 0173
NCDEHNR Number : 296
SCDHEC Number : 96019

For: MW6A
Date Sampled:Feb14 2001 Date Received:Feb15 2001 Lab Numbers: 18490-18496

REPORT OF ANALYSIS

Parameter	Unit	Reportable Detection Limit	%Rec	%RSD	18493
1,2,4-trichlorobenze	ug/L	0.500			<0.500
cis-1,2-dichloroethe	ug/L	0.500	106.	9.75	<0.500
Xylene	ug/L	0.500	119.	11.3	<0.500
Methylene chloride	ug/L	0.500	116.	9.51	<0.500
o-dichlorobenzene	ug/L	0.500	128.	14.8	<0.500
Para-dichlorobenzene	ug/L	0.500			<0.500
Vinyl chloride	ug/L	0.500	125.	11.0	<0.500
1,1-dichloroethene	ug/L	0.500	118.	9.15	<0.500
t-1,2-dichloroethene	ug/L	0.500	110.	12.5	<0.500
1,2-dichloroethane	ug/L	0.500	107.	13.8	<0.500
1,1,1-trichloroethan	ug/L	0.500	113.	11.9	<0.500
Carbon tetrachloride	ug/L	0.500	113.	14.0	<0.500
1,2-dichloropropane	ug/L	0.500	103.	11.6	<0.500
Trichloroethene	ug/L	0.500	106.	11.1	<0.500
1,1,2-trichloroethan	ug/L	0.500	106.	9.56	<0.500
Tetrachloroethene	ug/L	0.500	115.	10.3	<0.500
Chlorobenzene	ug/L	0.500	97.2	10.7	<0.500
Benzene	ug/L	0.500	113.	11.2	<0.500
Toluene	ug/L	0.500	112.	11.1	<0.500
Ethylbenzene	ug/L	0.500	116.	12.5	<0.500
Styrene	ug/L	0.500			<0.500
TTHM	mg/L	0.00100	107.	9.99	<0.00100
Endrin	ug/L	0.0100	89.0	9.56	<0.0100
Lindane	ug/L	0.0100	75.2	12.5	<0.0100
Methoxychlor	ug/L	0.0500	94.6	9.37	<0.0500
Toxaphene	ug/L	0.500			<0.500

Certificate of Results

Sample integrity certified prior to analysis. Test results meet all requirments of the NELAC Standards, except as noted in the QA Report Section 4. This Report may not be reproduced in part, results relate only to items tested.

Jefferson S. Flowers, Ph.D.
President/Technical Director

481 NEWBURYPORT AVE.
ALTAMONTE SPRINGS.
FLORIDA 32701
P.O. BOX 150597
ALTAMONTE SPRINGS.
FLORIDA 32715-0597
BUS: (407) 339-5984
FAX: (407) 260-6110
WEB: www.flowerslabs.com

FLOWERS
CHEMICAL
LABORATORIES
INCORPORATED

Received From:
Cent.Testing Lab
723 S. 14th Street
Leesburg,FL 34748

Date Reported : Mar 2 2001
Project Number : SumterCo.Pub.Works
PO Number : exp. Parr.
FLDOH Number : E83018
NYSDOH Number : 11595
CTDPH Number : 0173
NCDEHNR Number : 296
SCDHEC Number : 96019

For: MW6A
Date Sampled:Feb14 2001 Date Received:Feb15 2001 Lab Numbers: 18490-18496

REPORT OF ANALYSIS

Parameter	Unit	Reportable Detection Limit	%Rec	%RSD	18493
Dalapon	ug/L	0.100			<0.100
Diquat	ug/L	0.400	93.9	15.2	<0.400
Endothall	ug/L	9.00	130.	5.33	<9.00
Glyphosate	ug/L	100.	94.3	3.48	<100.
Di(2-ethylhexyl) adi	ug/L	0.600	81.6	14.7	<0.600
Oxamyl (Vydate)	ug/L	100.	104.	20.2	<100.
Simazine	ug/L	4.00	66.5	.990	<4.00
Bis(2-ethylhexyl)pht	ug/L	0.600	88.7	8.22	<0.600
Picloram	ug/L	0.100	120.	2.21	<0.100
Dinoseb	ug/L	0.100			<0.100
Hexachlorocyclopenta	ug/L	0.100	71.9	6.04	<0.100
Carbofuran	ug/L	40.0	111.	4.96	<40.0
Atrazine	ug/L	0.100	73.7	1.56	<0.100
Alachlor (Lasso)	ug/L	0.200	80.3	5.87	<0.200
Dioxin	ug/L	0.0100			-
Heptachlor	ug/L	0.0100	78.2	4.59	<0.0100
Heptachlor_Epoxide	ug/L	0.0100	76.4	5.90	<0.0100
2,4-D	ug/L	0.100			<0.100
2,4,5-TP(Silvex)	ug/L	0.100	115.	9.25	<0.100
Hexachlorobenzene	ug/L	0.100	74.4	5.88	<0.100
Benzo(a)pyrene	ug/L	0.0200			<0.0200
Pentachlorophenol	ug/L	0.100			<0.100
Total_PCB	ug/L	0.100			<0.100
Dibromochloropropane	ug/L	0.200			<0.200
Ethylene dibromide	ug/L	0.0200	119.	.280	<0.0200
Chlordane	ug/L	0.0100			<0.0100

Certificate of Results

Sample integrity certified prior to analysis. Test results meet all requirments of the NELAC Standards, except as noted in the QA Report Section 4. This Report may not be reproduced in part, results relate only to items tested.

Jefferson S. Flowers, Ph.D.
President/Technical Director

481 NEWBURYPORT AVE
ALTAMONTE SPRINGS,
FLORIDA 32701
P.O. BOX 150597
ALTAMONTE SPRINGS,
FLORIDA 32715-0597
BUS: (407) 339-5984
FAX: (407) 260-6110
WEB: www.flowerslabs.com

PUBLIC DRINKING WATER ANALYSIS REPORTING FORMAT

PUBLIC WATER SYSTEM INFORMATION (to be completed by system or lab)

System Name: _____ I.D. #: _ SumterCo.Pub.Works

Address: 723 S. 14th Street Leesburg,FL 34748 Phone #: _____

Type (check one): ( )Community ( )Nontransient Noncommunity ( )Noncommunity

SAMPLE INFORMATION (to be completed by sampler)

Sample Date (MMDDYY): 2/14/01 Sample Time : _____

Sample Location (be specific): ____ MW6A

Sampler Name and Phone: _____

Samplers Signature: _____ Title: _____

Check Type (s): ( )Distribution ( )Recheck of MCL ( )Resample of Lab Invalidated Sample

( )Clearance ( ) Thm Max Res Time ( )Plant Tap

( )Distribution entry pt ( )Raw ( )Composite of Multiple Sites-Attach a format for each site

LABORATORY CERTIFICATION INFORMATION

Lab Name: Flowers Chemical Laboratories Inc. FDOH# E83018 Effective Date 6/30/2000

Address: PO Box 150-597 Altamonte Springs, Florida 32715-0597 Phone #: (407) 339-5984

Subcontracted Lab FDOH#: _____

ANALYSIS INFORMATION (to be completed by lab) Lab Number: 18493

Date Sample(s) Recieved: 2/15/01 Group(s) Analyzed & Results attached for compliance with 62-550, F.A.C.:

( ) Nitrate	( ) Nitrite	( ) Asbestos	(X) Trihalomethanes
Inorganics	Volatile Organics	Secondaries	Pesticides & PCBs
( ) All 17 ( ) Partial	(X) All 21 ( ) Partial	( ) All 14 ( ) Partial	( ) All 30 (X) Partial
Group I Unregulateds	Group II Unregulateds	Group III Unregulateds	Radiochemicals
( ) All 13 ( ) Partial	( ) All 23 ( ) Partial	( ) All 11 ( ) Partial	( ) Single Sample
			( ) Qtrly Composite *

* Provide radiochemical sample dates & locations for each quarter

I , Dr. Jefferson S Flowers, do HEREBY CERTIFY that all attached analytical data submitted are correct.

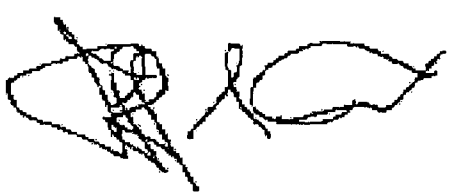

Signature:_____

Title: Technical Director Date: 3/2/01

COMPLIANCE INFORMATION (to be completed by State)

Sample Collection Satisfactory: _____ Sample Analysis Satisfactory: _____

Resample Request for: _____ Reason: _____

Person notified to resample: _____ Date notified: _____/_____/_____

DEP /ACPHU Reviewing Offical:_____

Effective 1/95

Trihalomethane Analysis
62-550.310(2)(a)
(PWS027)

Parameter ID	NAME	Sample Number	Analysis Result(mg/l)	Analytical Method	Detection Limit (mg/l)	MCL	Analysis Date
2950	TTHM	18493	<0.001	EPA502.2	0.001	0.1	02-16-01

Volatile Organic Analysis
62-550.310(2)(b)
(PWS028)

Parameter ID	NAME	Sample Number	Analysis Result(ug/l)	Analytical Method	Detection Limit (ug/l)	MCL	Analysis Date
2378	1,2,4-trichlorobenzene	18493	<0.5	EPA502.2	0.5	70	02-16-01
2380	cis-1,2-Dichloroethylene	18493	<0.5	EPA502.2	0.5	70	02-16-01
2955	Xylenes (total)	18493	<0.5	EPA502.2	0.5	10000	02-16-01
2964	Dichloromethane	18493	<0.5	EPA502.2	0.5	5	02-16-01
2968	O-dichlorobenzene	18493	<0.5	EPA502.2	0.5	600	02-16-01
2969	Para-dichlorobenzene	18493	<0.5	EPA502.2	0.5	75	02-16-01
2976	Vinyl chloride	18493	<0.5	EPA502.2	0.5	1	02-16-01
2977	1,1,-dichloroethylene	18493	<0.5	EPA502.2	0.5	7	02-16-01
2979	Trans-1,2-dichloroethylene	18493	<0.5	EPA502.2	0.5	100	02-16-01
2980	1,2,-dichloroethane	18493	<0.5	EPA502.2	0.5	3	02-16-01
2981	1,1,1-trichloroethane	18493	<0.5	EPA502.2	0.5	200	02-16-01
2982	Carbon tetrachloride	18493	<0.5	EPA502.2	0.5	3	02-16-01
2983	1,2-dichloropropane	18493	<0.5	EPA502.2	0.5	5	02-16-01
2984	Trichloroethylene	18493	<0.5	EPA502.2	0.5	3	02-16-01
2985	1,1,2-trichloroethane	18493	<0.5	EPA502.2	0.5	5	02-16-01
2987	Tetrachloroethylene	18493	<0.5	EPA502.2	0.5	3	02-16-01
2989	Monochlorobenzene	18493	<0.5	EPA502.2	0.5	100	02-16-01
2990	Benzene	18493	<0.5	EPA502.2	0.5	1	02-16-01
2991	Toluene	18493	<0.5	EPA502.2	0.5	1000	02-16-01
2992	Ethylbenzene	18493	<0.5	EPA502.2	0.5	700	02-16-01
2996	Styrene	18493	<0.5	EPA502.2	0.5	100	02-16-01

Pesticides & PCB Chemical Analysis
62-550.310(2)(c)
(PWS029)

Parameter ID	NAME	Sample Number	Analysis Result(ug/l)	Analytical Method	Detection Limit (ug/l)	MCL	Analysis Date
2005	Endrin	18493	<0.01	EPA505	0.01	2	02-23-01
2010	Lindane	18493	<0.01	EPA505	0.01	0.2	02-23-01
2015	Methoxychlor	18493	<0.05	EPA505	0.05	40	02-23-01
2020	Toxaphene	18493	<0.5	EPA505	0.5	3	02-23-01
2031	Dalapon	18493	<0.1	EPA515.1	0.1	200	02-23-01
2032	Diquat	18493	<0.4	EPA549.1	0.4	20	02-23-2001 09:00
2033	Endothall	18493	<9	EPA548.1	9	100	02-21-01
2034	Glyphosate	18493	<100	EPA547	100	700	02-20-2001 09:00
2035	Di(2-ethylhexyl)adipate	18493	<0.6	EPA525.2	0.6	400	02-23-01
2036	Oxamyl (Vydate)	18493	<100	EPA531.1	100	200	02-23-01
2037	Simazine	18493	<4	EPA505	4	4	02-23-01
2039	Di(2-ethylhexyl)phthalate	18493	<0.6	EPA525.2	0.6	6	02-23-01
2040	Picloram	18493	<0.1	EPA515.1	0.1	500	02-23-01
2041	Dinoseb	18493	<0.1	EPA515.1	0.1	7	02-23-01
2042	Hexachlorocyclopentadiene	18493	<0.1	EPA505	0.1	50	02-23-01
2046	Carbofuran	18493	<40	EPA531.1	40	40	02-23-01
2050	Atrazine	18493	<0.1	EPA505	0.1	3	02-23-01
2051	Alachlor	18493	<0.2	EPA505	0.2	2	02-23-01
2063	2,3,7,8-TCDD (Dioxin)	18493		EPA625	0.01	0.00003	
2065	Heptachlor	18493	<0.01	EPA505	0.01	0.4	02-23-01
2067	Heptachlor epoxide	18493	<0.01	EPA505	0.01	0.2	02-23-01
2105	2,4-D	18493	<0.1	EPA515.1	0.1	70	02-23-01
2110	2,4,5-TP (Silvex)	18493	<0.1	EPA515.1	0.1	50	02-23-01
2274	Hexachlorobenzene	18493	<0.1	EPA505	0.1	1	02-23-01
2306	Benzo(a)pyrene	18493	<0.02	EPA550	0.02	0.2	02-22-2001 08:30
2326	Pentachlorophenol	18493	<0.1	EPA515.1	0.1	1	02-23-01
2383	PCB	18493	<0.1	EPA505	0.1	0.5	02-23-01
2931	Dibromochloropropane	18493	<0.2	EPA504.1	0.2	0.2	02-28-01
2946	Ethylene dibromide	18493	<0.02	EPA504.1	0.02	0.02	02-28-01
2959	Chlordane	18493	<0.01	EPA505	0.01	2	02-23-01

FLOWERS CHEMICAL LABORATORIES, INC.

P.O. Box 150-597, Altamonte Springs, FL 32715-0597
(407) 339-5984

Sample ID: 18493

PARAMETER MONITORING REPORT

GMS # 4060C00092
Mon Well #: MW-6A
Well Name:
Classification of Groundwater:

Sample Date: 02-14-01
Well Type: [ ] Background
[ ] Site Boundary
[ ] Intermediate
[ ] Compliance

Well Purged* Prior to Sample Collection (Yes/No): NO

Ground Water Elevation (above MSL): 41.34

Storet Code	Parameter Monitored	Sampling Method	Analysis Method	Analysis Result	Units	Sample Filt/Unfilt	Preservative Added
034551	1,2,4-trichlorobenzene		EPA 502.2	<0.5	ug/L	Unfilt.	Na2S2O3
077093	cis-1,2-dichloroethene		EPA 502.2	<0.5	ug/L	Unfilt.	Na2S2O3
081551	Xylene		EPA 502.2	<0.5	ug/L	Unfilt.	Na2S2O3
034423	Methylene chloride		EPA 502.2	<0.5	ug/L	Unfilt.	Na2S2O3
034536	o-dichlorobenzene		EPA 502.2	<0.5	ug/L	Unfilt.	Na2S2O3
034571	Para-dichlorobenzene		EPA 502.2	<0.5	ug/L	Unfilt.	Na2S2O3
039175	Vinyl chloride		EPA 502.2	<0.5	ug/L	Unfilt.	Na2S2O3
034501	1,1-dichloroethene		EPA 502.2	<0.5	ug/L	Unfilt.	Na2S2O3
034546	t-1,2-dichloroethene		EPA 502.2	<0.5	ug/L	Unfilt.	Na2S2O3
034531	1,2-dichloroethane		EPA 502.2	<0.5	ug/L	Unfilt.	Na2S2O3
034506	1,1,1-trichloroethane		EPA 502.2	<0.5	ug/L	Unfilt.	Na2S2O3
032102	Carbon tetrachloride		EPA 502.2	<0.5	ug/L	Unfilt.	Na2S2O3
034541	1,2-dichloropropane		EPA 502.2	<0.5	ug/L	Unfilt.	Na2S2O3
039180	Trichloroethene		EPA 502.2	<0.5	ug/L	Unfilt.	Na2S2O3
0 34511	1,1,2-trichloroethane		EPA 502.2	<0.5	ug/L	Unfilt.	Na2S2O3
034475	Tetrachloroethene		EPA 502.2	<0.5	ug/L	Unfilt.	Na2S2O3
034301	Chlorobenzene		EPA 502.2	<0.5	ug/L	Unfilt.	Na2S2O3
034030	Benzene		EPA 502.2	<0.5	ug/L	Unfilt.	Na2S2O3
034010	Toluene		EPA 502.2	<0.5	ug/L	Unfilt.	Na2S2O3
034371	Ethylbenzene		EPA 502.2	<0.5	ug/L	Unfilt.	Na2S2O3
077128	Styrene		EPA 502.2	<0.5	ug/L	Unfilt.	Na2S2O3
082080	TTHM		EPA 502.2	<0.001	mg/L	Unfilt.	Na2S2O3
039390	Endrin		EPA 505	<0.01	ug/L	Unfilt.	None
039340	Lindane		EPA 505	<0.01	ug/L	Unfilt.	None
039480	Methoxychlor		EPA 505	<0.05	ug/L	Unfilt.	None
039400	Toxaphene		EPA 505	<0.5	ug/L	Unfilt.	None
030200	Dalapon		EPA 515.1	<0.1	ug/L	Unfilt.	None
004443	Diquat		EPA 549.1	<0.4	ug/L	Unfilt.	None

FLOWERS CHEMICAL LABORATORIES, INC.

P.O. Box 150-597, Altamonte Springs, FL 32715-0597
(407) 339-5984

Sample ID: 18493

PARAMETER MONITORING REPORT

GMS # 4060C00092
Mon Well #: MW-6A
Well Name:
Classification of Groundwater:

Sample Date: 02-14-01
Well Type: [ ] Background
[ ] Site Boundary
[ ] Intermediate
[ ] Compliance

Well Purged* Prior to Sample Collection (Yes/No): NO

Ground Water Elevation (above MSL): 41.34

Storet Code	Parameter Monitored	Sampling Method	Analysis Method	Analysis Result	Units	Sample Filt/Unfilt	Preservative Added
038926	Endothall		EPA 548.1	<9	ug/L	Unfilt.	None
039941	Gylphosate		EPA 547	<100	ug/L	Unfilt.	None
077903	Di(2-ethylhexyl) adipate		EPA 525.2	<0.6	ug/L	Unfilt.	None
0 82613	Oxamyl (Vydate)		EPA 531.1	<100	ug/L	Unfilt.	None
039055	Simazine		EPA 505	<4	ug/L	Unfilt.	None
039104	Bis(2-ethylhexyl)phthalate		EPA 525.2	<0.6	ug/L	Unfilt.	None
039720	Picloram		EPA 515.1	<0.1	ug/L	Unfilt.	None
030191	Dinoseb		EPA 515.1	<0.1	ug/L	Unfilt.	None
034386	Hexachlorocyclopentadiene		EPA 505	<0.1	ug/L	Unfilt.	None
081405	Carbofuran		EPA 531.1	<40	ug/L	Unfilt.	None
039630	Atrazine		EPA 505	<0.1	ug/L	Unfilt.	None
077825	Alachlor (Lasso)		EPA 505	<0.2	ug/L	Unfilt.	None
034675	Dioxin		EPA 625	-	ug/L	Unfilt.	None
039410	Heptachlor		EPA 505	<0.01	ug/L	Unfilt.	None
039420	Heptachlor_Epoxide		EPA 505	<0.01	ug/L	Unfilt.	None
039736	2,4-D		EPA 515.1	<0.1	ug/L	Unfilt.	None
039760	2,4,5-TP(Silvex)		EPA 515.1	<0.1	ug/L	Unfilt.	None
039700	Hexachlorobenzene		EPA 505	<0.1	ug/L	Unfilt.	None
034247	Benzo(a)pyrene		EPA 550	<0.02	ug/L	Unfilt.	None
039032	Pentachlorophenol		EPA 515.1	<0.1	ug/L	Unfilt.	None
039516	Total_PCB		EPA 505	<0.1	ug/L	Unfilt.	None
038760	Dibromochloropropane		EPA 504.1	<0.2	ug/L	Unfilt.	Na2S2O3
039082	Ethylene dibromide		EPA 504.1	<0.02	ug/L	Unfilt.	Na2S2O3
039350	Chlordane		EPA 505	<0.01	ug/L	Unfilt.	None
001516	Gross alpha		-	-	pCi/L	Unfilt.	None
001506	Analysis_Error(Ga)		-	-	pCi/L	Unfilt.	None
	Field Temp		-	19.5	oC	Unfilt.	None
	Field Conductivity		-	275	umhos/cm	Unfilt.	None

FLOWERS CHEMICAL LABORATORIES, INC.

P.O. Box 150-597, Altamonte Springs, FL 32715-0597
(407) 339-5984

Sample ID: 18493

PARAMETER MONITORING REPORT

GMS # 4060C00092

Mon Well #: MW-6A

Well Name: _____

Classification of Groundwater: _____

Well Purged* Prior to Sample Collection (Yes/No): 41.34 NO

Sample Date: 02-14-01

Well Type: [ ] Background
[ ] Site Boundary
[ ] Intermediate
[ ] Compliance

Ground Water Elevation (above MSL): 41.34

Storet Code	Parameter Monitored	Sampling Method	Analysis Method	Analysis Result	Units	Sample Filt/Unfilt	Preservative Added
	Field pH		EPA150.1	7.49	SU	Unfilt.	None

FLOWERS
CHEMICAL
LABORATORIES
INCORPORATED

Received From:
Cent.Testing Lab
723 S. 14th Street
Leesburg,FL 34748

Date Reported : Mar 2 2001
Project Number : SumterCo.Pub.Works
PO Number : exp. Parr.
FLDOH Number : E83018
NYSDOH Number : 11595
CTDPH Number : 0173
NCDEHNR Number : 296
SCDHEC Number : 96019

For: MW7
Date Sampled:Feb14 2001 Date Received:Feb15 2001 Lab Numbers: 18490-18496

REPORT OF ANALYSIS

Parameter	Unit	Reportable Detection Limit	%Rec	%RSD	18492
Field Temp. (C)	oC	1.00			16.7
Field Conductivity	umhos/c	1.00			253.
Field pH (units)	pH	0.0500			7.41

Certificate of Results

Sample integrity certified prior to analysis. Test results meet all requirments of the NELAC Standards, except as noted in the QA Report Section 4. This Report may not be reproduced in part, results relate only to items tested.

Jefferson S. Flowers, Ph.D.
President/Technical Director

481 NEWBURYPORT AVE.
ALTAMONTE SPRINGS.
FLORIDA 32701
P.O. BOX 150597
ALTAMONTE SPRINGS.
FLORIDA 32715-0597
BUS: (407) 339-5984
FAX: (407) 260-6110
WEB: www.flowerslabs.com

Serving Your Analytical and Environmental Needs Since 1957

FLOWERS
CHEMICAL
LABORATORIES
INCORPORATED

Received From:
Cent.Testing Lab
723 S. 14th Street
Leesburg,FL 34748

Date Reported : Mar 2 2001
Project Number : SumterCo.Pub.Works
PO Number : exp. Parr.
FLDOH Number : E83018
NYSDOH Number : 11595
CTDPH Number : 0173
NCDEHNR Number : 296
SCDHEC Number : 96019

For: MW7
Date Sampled:Feb14 2001 Date Received:Feb15 2001 Lab Numbers: 18490-18496

REPORT OF ANALYSIS

Parameter	Unit	Reportable Detection Limit	%Rec	%RSD	18492
1,2,4-trichlorobenze	ug/L	0.500			<0.500
cis-1,2-dichloroethe	ug/L	0.500	106.	9.75	<0.500
Xylene	ug/L	0.500	119.	11.3	<0.500
Methylene chloride	ug/L	0.500	116.	9.51	<0.500
o-dichlorobenzene	ug/L	0.500	128.	14.8	<0.500
Para-dichlorobenzene	ug/L	0.500			<0.500
Vinyl chloride	ug/L	0.500	125.	11.0	<0.500
1,1-dichloroethene	ug/L	0.500	118.	9.15	<0.500
t-1,2-dichloroethene	ug/L	0.500	110.	12.5	<0.500
1,2-dichloroethane	ug/L	0.500	107.	13.8	<0.500
1,1,1-trichloroethan	ug/L	0.500	113.	11.9	<0.500
Carbon tetrachloride	ug/L	0.500	113.	14.0	<0.500
1,2-dichloropropane	ug/L	0.500	103.	11.6	<0.500
Trichloroethene	ug/L	0.500	106.	11.1	<0.500
1,1,2-trichloroethan	ug/L	0.500	106.	9.56	<0.500
Tetrachloroethene	ug/L	0.500	115.	10.3	<0.500
Chlorobenzene	ug/L	0.500	97.2	10.7	<0.500
Benzene	ug/L	0.500	113.	11.2	<0.500
Toluene	ug/L	0.500	112.	11.1	<0.500
Ethylbenzene	ug/L	0.500	116.	12.5	<0.500
Styrene	ug/L	0.500			<0.500
TTHM	mg/L	0.00100	107.	9.99	<0.00100
Endrin	ug/L	0.0100	89.0	9.56	<0.0100
Lindane	ug/L	0.0100	75.2	12.5	<0.0100
Methoxychlor	ug/L	0.0500	94.6	9.37	<0.0500
Toxaphene	ug/L	0.500			<0.500

Certificate of Results

Sample integrity certified prior to analysis. Test results meet all requirments of the NELAC Standards, except as noted in the QA Report Section 4. This Report may not be reproduced in part, results relate only to items tested.

Jefferson S. Flowers, Ph.D.
President/Technical Director

481 NEWBURYPORT AVE.
ALTAMONTE SPRINGS,
FLORIDA 32701
P.O. BOX 150597
ALTAMONTE SPRINGS,
FLORIDA 32715-0597
BUS: (407) 339-5984
FAX: (407) 260-6110
WEB: www.flowerslabs.com

FLOWERS
CHEMICAL
LABORATORIES
INCORPORATED

Received From:
Cent.Testing Lab
723 S. 14th Street
Leesburg,FL 34748

Date Reported : Mar 2 2001
Project Number : SumterCo.Pub.Works
PO Number : exp. Parr.
FLDOH Number : E83018
NYSDOH Number : 11595
CTDPH Number : 0173
NCDEHNR Number : 296
SCDHEC Number : 96019

For: MW7
Date Sampled:Feb14 2001 Date Received:Feb15 2001 Lab Numbers: 18490-18496

REPORT OF ANALYSIS

Parameter	Unit	Reportable Detection Limit	%Rec	%RSD	18492
Dalapon	ug/L	0.100			<0.100
Diquat	ug/L	0.400	93.9	15.2	<0.400
Endothall	ug/L	9.00	130.	5.33	<9.00
Glyphosate	ug/L	100.	94.3	3.48	<100.
Di(2-ethylhexyl) adi	ug/L	0.600	81.6	14.7	<0.600
Oxamyl (Vydate)	ug/L	100.	104.	20.2	<100.
Simazine	ug/L	4.00	66.5	.990	<4.00
Bis(2-ethylhexyl)pht	ug/L	0.600	88.7	8.22	<0.600
Picloram	ug/L	0.100	120.	2.21	<0.100
Dinoseb	ug/L	0.100			<0.100
Hexachlorocyclopenta	ug/L	0.100	71.9	6.04	<0.100
Carbofuran	ug/L	40.0	111.	4.96	<40.0
Atrazine	ug/L	0.100	73.7	1.56	<0.100
Alachlor (Lasso)	ug/L	0.200	80.3	5.87	<0.200
Dioxin	ug/L	0.0100			-
Heptachlor	ug/L	0.0100	78.2	4.59	<0.0100
Heptachlor_Epoxide	ug/L	0.0100	76.4	5.90	<0.0100
2,4-D	ug/L	0.100			<0.100
2,4,5-TP(Silvex)	ug/L	0.100	115.	9.25	<0.100
Hexachlorobenzene	ug/L	0.100	74.4	5.88	<0.100
Benzo(a)pyrene	ug/L	0.0200			<0.0200
Pentachlorophenol	ug/L	0.100			<0.100
Total_PCB	ug/L	0.100			<0.100
Dibromochloropropane	ug/L	0.200			<0.200
Ethylene dibromide	ug/L	0.0200	119.	.280	<0.0200
Chlordane	ug/L	0.0100			<0.0100

Certificate of Results

Sample integrity certified prior to analysis. Test results meet all requirments of the NELAC Standards, except as noted in the QA Report Section 4. This Report may not be reproduced in part, results relate only to items tested.

Jefferson S. Flowers, Ph.D.
President/Technical Director

481 NEWBURYPORT AVE
ALTAMONTE SPRINGS.
FLORIDA 32701
P.O. BOX 150597
ALTAMONTE SPRINGS.
FLORIDA 32715-0597
BUS: (407) 339-5984
FAX: (407) 260-6110
WEB: www.flowerslabs.com

PUBLIC DRINKING WATER ANALYSIS REPORTING FORMAT

PUBLIC WATER SYSTEM INFORMATION (to be completed by system or lab)

System Name: _____ I.D. #: _ SumterCo.Pub.Works

Address: 723 S. 14th Street Leesburg,FL 34748 Phone #: _____

Type (check one): ( )Community ( )Nontransient Noncommunity ( )Noncommunity

SAMPLE INFORMATION (to be completed by sampler)

Sample Date (MMDDYY): 2/14/01 Sample Time : _____

Sample Location (be specific): _____ MW7

Sampler Name and Phone: _____

Samplers Signature: _____ Title: _____

Check Type (s): ( )Distribution ( )Recheck of MCL ( )Resample of Lab Invalidated Sample

( )Clearance ( ) Thm Max Res Time ( )Plant Tap

( )Distribution entry pt ( )Raw ( )Composite of Multiple Sites-Attach a format for each site

LABORATORY CERTIFICATION INFORMATION

Lab Name: Flowers Chemical Laboratories Inc. FDOH# E83018 Effective Date 6/30/2000

Address: PO Box 150-597 Altamonte Springs, Florida 32715-0597 Phone #: (407) 339-5984

Subcontracted Lab FDOH#: _____

ANALYSIS INFORMATION (to be completed by lab) Lab Number: 18492

Date Sample(s) Recieved: 2/15/01 Group(s) Analyzed & Results attached for compliance with 62-550, F.A.C.:

( ) Nitrate	( ) Nitrite	( ) Asbestos	(X) Trihalomethanes
Inorganics	Volatile Organics	Secondaries	Pesticides & PCBs
( ) All 17 ( ) Partial	(X) All 21 ( ) Partial	( ) All 14 ( ) Partial	( ) All 30 (X) Partial
Group I Unregulateds	Group II Unregulateds	Group III Unregulateds	Radiochemicals
( ) All 13 ( ) Partial	( ) All 23 ( ) Partial	( ) All 11 ( ) Partial	( ) Single Sample
			( ) Qtrly Composite *

* Provide radiochemical sample dates & locations for each quarter

I , Dr. Jefferson S Flowers, do HEREBY CERTIFY that all attached analytical data submitted are correct.

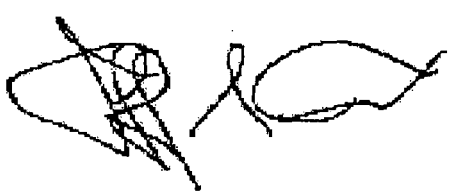

Signature:_____

Title: Technical Director Date: 3/2/01

COMPLIANCE INFORMATION (to be completed by State)

Sample Collection Satisfactory: _____ Sample Analysis Satisfactory: _____

Resample Request for: _____ Reason: _____

Person notified to resample: _____ Date notified: _____/_____/_____

DEP /ACPHU Reviewing Offical:_____

Effective 1/95

Trihalomethane Analysis
62-550.310(2)(a)
(PWS027)

Parameter ID	NAME	Sample Number	Analysis Result(mg/l)	Analytical Method	Detection Limit (mg/l)	MCL	Analysis Date
2950	TTHM	18492	<0.001	EPA502.2	0.001	0.1	02-16-01

Volatile Organic Analysis
62-550.310(2)(b)
(PWS028)

Parameter ID	NAME	Sample Number	Analysis Result(ug/l)	Analytical Method	Detection Limit (ug/l)	MCL	Analysis Date
2378	1,2,4-trichlorobenzene	18492	<0.5	EPA502.2	0.5	70	02-16-01
2380	cis-1,2-Dichloroethylene	18492	<0.5	EPA502.2	0.5	70	02-16-01
2955	Xylenes (total)	18492	<0.5	EPA502.2	0.5	10000	02-16-01
2964	Dichloromethane	18492	<0.5	EPA502.2	0.5	5	02-16-01
2968	O-dichlorobenzene	18492	<0.5	EPA502.2	0.5	600	02-16-01
2969	Para-dichlorobenzene	18492	<0.5	EPA502.2	0.5	75	02-16-01
2976	Vinyl chloride	18492	<0.5	EPA502.2	0.5	1	02-16-01
2977	1,1,-dichloroethylene	18492	<0.5	EPA502.2	0.5	7	02-16-01
2979	Trans-1,2-dichloroethylene	18492	<0.5	EPA502.2	0.5	100	02-16-01
2980	1,2,-dichloroethane	18492	<0.5	EPA502.2	0.5	3	02-16-01
2981	1,1,1-trichloroethane	18492	<0.5	EPA502.2	0.5	200	02-16-01
2982	Carbon tetrachloride	18492	<0.5	EPA502.2	0.5	3	02-16-01
2983	1,2-dichloropropane	18492	<0.5	EPA502.2	0.5	5	02-16-01
2984	Trichloroethylene	18492	<0.5	EPA502.2	0.5	3	02-16-01
2985	1,1,2-trichloroethane	18492	<0.5	EPA502.2	0.5	5	02-16-01
2987	Tetrachloroethylene	18492	<0.5	EPA502.2	0.5	3	02-16-01
2989	Monochlorobenzene	18492	<0.5	EPA502.2	0.5	100	02-16-01
2990	Benzene	18492	<0.5	EPA502.2	0.5	1	02-16-01
2991	Toluene	18492	<0.5	EPA502.2	0.5	1000	02-16-01
2992	Ethylbenzene	18492	<0.5	EPA502.2	0.5	700	02-16-01
2996	Styrene	18492	<0.5	EPA502.2	0.5	100	02-16-01

Pesticides & PCB Chemical Analysis
62-550.310(2)(c)
(PWS029)

Parameter ID	NAME	Sample Number	Analysis Result(ug/l)	Analytical Method	Detection Limit (ug/l)	MCL	Analysis Date
2005	Endrin	18492	<0.01	EPA505	0.01	2	02-23-01
2010	Lindane	18492	<0.01	EPA505	0.01	0.2	02-23-01
2015	Methoxychlor	18492	<0.05	EPA505	0.05	40	02-23-01
2020	Toxaphene	18492	<0.5	EPA505	0.5	3	02-23-01
2031	Dalapon	18492	<0.1	EPA515.1	0.1	200	02-23-01
2032	Diquat	18492	<0.4	EPA549.1	0.4	20	02-23-2001 09:00
2033	Endothall	18492	<9	EPA548.1	9	100	02-21-01
2034	Glyphosate	18492	<100	EPA547	100	700	02-20-2001 09:00
2035	Di(2-ethylhexyl)adipate	18492	<0.6	EPA525.2	0.6	400	02-23-01
2036	Oxamyl (Vydate)	18492	<100	EPA531.1	100	200	02-23-01
2037	Simazine	18492	<4	EPA505	4	4	02-23-01
2039	Di(2-ethylhexyl)phthalate	18492	<0.6	EPA525.2	0.6	6	02-23-01
2040	Picloram	18492	<0.1	EPA515.1	0.1	500	02-23-01
2041	Dinoseb	18492	<0.1	EPA515.1	0.1	7	02-23-01
2042	Hexachlorocyclopentadiene	18492	<0.1	EPA505	0.1	50	02-23-01
2046	Carbofuran	18492	<40	EPA531.1	40	40	02-23-01
2050	Atrazine	18492	<0.1	EPA505	0.1	3	02-23-01
2051	Alachlor	18492	<0.2	EPA505	0.2	2	02-23-01
2063	2,3,7,8-TCDD (Dioxin)	18492		EPA625	0.01	0.00003	
2065	Heptachlor	18492	<0.01	EPA505	0.01	0.4	02-23-01
2067	Heptachlor epoxide	18492	<0.01	EPA505	0.01	0.2	02-23-01
2105	2,4-D	18492	<0.1	EPA515.1	0.1	70	02-23-01
2110	2,4,5-TP (Silvex)	18492	<0.1	EPA515.1	0.1	50	02-23-01
2274	Hexachlorobenzene	18492	<0.1	EPA505	0.1	1	02-23-01
2306	Benzo(a)pyrene	18492	<0.02	EPA550	0.02	0.2	02-22-2001 08:30
2326	Pentachlorophenol	18492	<0.1	EPA515.1	0.1	1	02-23-01
2383	PCB	18492	<0.1	EPA505	0.1	0.5	02-23-01
2931	Dibromochloropropane	18492	<0.2	EPA504.1	0.2	0.2	02-28-01
2946	Ethylene dibromide	18492	<0.02	EPA504.1	0.02	0.02	02-28-01
2959	Chlordane	18492	<0.01	EPA505	0.01	2	02-23-01

FLOWERS CHEMICAL LABORATORIES, INC.
P.O. Box 150-597, Altamonte Springs, FL 32715-0597
(407) 339-5984

Sample ID: 18492

PARAMETER MONITORING REPORT

GMS # 4060C00092
Mon Well #: MW-7
Well Name:
Classification of Groundwater:

Sample Date: 02-14-01
Well Type: [ ] Background
[ ] Site Boundary
[ ] Intermediate
[ ] Compliance

Well Purged* Prior to Sample Collection (Yes/No): No

Ground Water Elevation (above MSL): 41.34

Storet Code	Parameter Monitored	Sampling Method	Analysis Method	Analysis Result	Units	Sample Filt/Unfilt	Preservative Added
034551	1,2,4-trichlorobenzene		EPA 502.2	<0.5	ug/L	Unfilt.	Na2S2O3
077093	cis-1,2-dichloroethene		EPA 502.2	<0.5	ug/L	Unfilt.	Na2S2O3
081551	Xylene		EPA 502.2	<0.5	ug/L	Unfilt.	Na2S2O3
034423	Methylene chloride		EPA 502.2	<0.5	ug/L	Unfilt.	Na2S2O3
034536	o-dichlorobenzene		EPA 502.2	<0.5	ug/L	Unfilt.	Na2S2O3
034571	Para-dichlorobenzene		EPA 502.2	<0.5	ug/L	Unfilt.	Na2S2O3
039175	Vinyl chloride		EPA 502.2	<0.5	ug/L	Unfilt.	Na2S2O3
034501	1,1-dichloroethene		EPA 502.2	<0.5	ug/L	Unfilt.	Na2S2O3
034546	t-1,2-dichloroethene		EPA 502.2	<0.5	ug/L	Unfilt.	Na2S2O3
034531	1,2-dichloroethane		EPA 502.2	<0.5	ug/L	Unfilt.	Na2S2O3
034506	1,1,1-trichloroethane		EPA 502.2	<0.5	ug/L	Unfilt.	Na2S2O3
032102	Carbon tetrachloride		EPA 502.2	<0.5	ug/L	Unfilt.	Na2S2O3
034541	1,2-dichloropropane		EPA 502.2	<0.5	ug/L	Unfilt.	Na2S2O3
039180	Trichloroethene		EPA 502.2	<0.5	ug/L	Unfilt.	Na2S2O3
0 34511	1,1,2-trichloroethane		EPA 502.2	<0.5	ug/L	Unfilt.	Na2S2O3
034475	Tetrachloroethene		EPA 502.2	<0.5	ug/L	Unfilt.	Na2S2O3
034301	Chlorobenzene		EPA 502.2	<0.5	ug/L	Unfilt.	Na2S2O3
034030	Benzene		EPA 502.2	<0.5	ug/L	Unfilt.	Na2S2O3
034010	Toluene		EPA 502.2	<0.5	ug/L	Unfilt.	Na2S2O3
034371	Ethylbenzene		EPA 502.2	<0.5	ug/L	Unfilt.	Na2S2O3
077128	Styrene		EPA 502.2	<0.5	ug/L	Unfilt.	Na2S2O3
082080	TTHM		EPA 502.2	<0.001	mg/L	Unfilt.	Na2S2O3
039390	Endrin		EPA 505	<0.01	ug/L	Unfilt.	None
039340	Lindane		EPA 505	<0.01	ug/L	Unfilt.	None
039480	Methoxychlor		EPA 505	<0.05	ug/L	Unfilt.	None
039400	Toxaphene		EPA 505	<0.5	ug/L	Unfilt.	None
030200	Dalapon		EPA 515.1	<0.1	ug/L	Unfilt.	None
004443	Diquat		EPA 549.1	<0.4	ug/L	Unfilt.	None

FLOWERS CHEMICAL LABORATORIES, INC.

P.O. Box 150-597, Altamonte Springs, FL 32715-0597
(407) 339-5984

Sample ID: 18492

PARAMETER MONITORING REPORT

GMS # 4060C00092
Mon Well #: MW-7
Well Name:
Classification of Groundwater:

Sample Date: 02-14-01
Well Type: [ ] Background
[ ] Site Boundary
[ ] Intermediate
[ ] Compliance

Well Purged* Prior to Sample Collection (Yes/No): NO

Ground Water Elevation (above MSL): 41.34

Storet Code	Parameter Monitored	Sampling Method	Analysis Method	Analysis Result	Units	Sample Filt/Unfilt	Preservative Added
038926	Endothall		EPA 548.1	<9	ug/L	Unfilt.	None
039941	Gylphosate		EPA 547	<100	ug/L	Unfilt.	None
077903	Di(2-ethylhexyl) adipate		EPA 525.2	<0.6	ug/L	Unfilt.	None
0 82613	Oxamyl (Vydate)		EPA 531.1	<100	ug/L	Unfilt.	None
039055	Simazine		EPA 505	<4	ug/L	Unfilt.	None
039104	Bis(2-ethylhexyl)phthalate		EPA 525.2	<0.6	ug/L	Unfilt.	None
039720	Picloram		EPA 515.1	<0.1	ug/L	Unfilt.	None
030191	Dinoseb		EPA 515.1	<0.1	ug/L	Unfilt.	None
034386	Hexachlorocyclopentadiene		EPA 505	<0.1	ug/L	Unfilt.	None
081405	Carbofuran		EPA 531.1	<40	ug/L	Unfilt.	None
039630	Atrazine		EPA 505	<0.1	ug/L	Unfilt.	None
077825	Alachlor (Lasso)		EPA 505	<0.2	ug/L	Unfilt.	None
034675	Dioxin		EPA 625	-	ug/L	Unfilt.	None
039410	Heptachlor		EPA 505	<0.01	ug/L	Unfilt.	None
039420	Heptachlor_Epoxide		EPA 505	<0.01	ug/L	Unfilt.	None
039736	2,4-D		EPA 515.1	<0.1	ug/L	Unfilt.	None
039760	2,4,5-TP(Silvex)		EPA 515.1	<0.1	ug/L	Unfilt.	None
039700	Hexachlorobenzene		EPA 505	<0.1	ug/L	Unfilt.	None
034247	Benzo(a)pyrene		EPA 550	<0.02	ug/L	Unfilt.	None
039032	Pentachlorophenol		EPA 515.1	<0.1	ug/L	Unfilt.	None
039516	Total_PCB		EPA 505	<0.1	ug/L	Unfilt.	None
038760	Dibromochloropropane		EPA 504.1	<0.2	ug/L	Unfilt.	Na2S2O3
039082	Ethylene dibromide		EPA 504.1	<0.02	ug/L	Unfilt.	Na2S2O3
039350	Chlordane		EPA 505	<0.01	ug/L	Unfilt.	None
001516	Gross alpha		-	-	pCi/L	Unfilt.	None
001506	Analysis_Error(Ga)		-	-	pCi/L	Unfilt.	None
	Field Temp		-	16.7	oC	Unfilt.	None
	Field Conductivity		-	253	umhos/cm	Unfilt.	None

FLOWERS CHEMICAL LABORATORIES, INC.

P.O. Box 150-597, Altamonte Springs, FL 32715-0597
(407) 339-5984

Sample ID: 18492

PARAMETER MONITORING REPORT

GMS # 4060C00092

Mon Well #: MW-7

Well Name: _____

Classification of Groundwater: _____

Well Purged* Prior to Sample Collection (Yes/No): NO

Sample Date: 02-14-01

Well Type: [ ] Background
[ ] Site Boundary
[ ] Intermediate
[ ] Compliance

Ground Water Elevation (above MSL): 41.34

Storet Code	Parameter Monitored	Sampling Method	Analysis Method	Analysis Result	Units	Sample Filt/Unfilt	Preservative Added
	Field pH		EPA150.1	7.41	SU	Unfilt.	None

FLOWERS
CHEMICAL
LABORATORIES
INCORPORATED

Received From:
Cent.Testing Lab
723 S. 14th Street
Leesburg,FL 34748

Date Reported : Mar 2 2001
Project Number : SumterCo.Pub.Works
PO Number : exp. Parr.
FLDOH Number : E83018
NYSDOH Number : 11595
CTDPH Number : 0173
NCDEHNR Number : 296
SCDHEC Number : 96019

For: MW8
Date Sampled:Feb14 2001 Date Received:Feb15 2001 Lab Numbers: 18490-18496

REPORT OF ANALYSIS

Parameter	Unit	Reportable Detection Limit	%Rec	%RSD	18494
Field Temp. (C)	oC	1.00			19.5
Field Conductivity	umhos/c	1.00			439.
Field pH (units)	pH	0.0500			6.90

Certificate of Results

Sample integrity certified prior to analysis. Test results meet all requirments of the NELAC Standards, except as noted in the QA Report Section 4. This Report may not be reproduced in part, results relate only to items tested.

Jefferson S. Flowers, Ph.D.
President/Technical Director

481 NEWBURYPORT AVE.
ALTAMONTE SPRINGS.
FLORIDA 32701
P.O. BOX 150597
ALTAMONTE SPRINGS.
FLORIDA 32715-0597
BUS: (407) 339-5984
FAX: (407) 260-6110
WEB: www.flowerslabs.com

Serving Your Analytical and Environmental Needs Since 1957

FLOWERS
CHEMICAL
LABORATORIES
INCORPORATED

Received From:
Cent.Testing Lab
723 S. 14th Street
Leesburg,FL 34748

Date Reported : Mar 2 2001
Project Number : SumterCo.Pub.Works
PO Number : exp. Parr.
FLDOH Number : E83018
NYSDOH Number : 11595
CTDPH Number : 0173
NCDEHNR Number : 296
SCDHEC Number : 96019

For: MW8
Date Sampled:Feb14 2001 Date Received:Feb15 2001 Lab Numbers: 18490-18496

REPORT OF ANALYSIS

Parameter	Unit	Reportable Detection Limit	%Rec	%RSD	18494
1,2,4-trichlorobenze	ug/L	0.500			<0.500
cis-1,2-dichloroethe	ug/L	0.500	106.	9.75	<0.500
Xylene	ug/L	0.500	119.	11.3	<0.500
Methylene chloride	ug/L	0.500	116.	9.51	<0.500
o-dichlorobenzene	ug/L	0.500	128.	14.8	<0.500
Para-dichlorobenzene	ug/L	0.500			<0.500
Vinyl chloride	ug/L	0.500	125.	11.0	<0.500
1,1-dichloroethene	ug/L	0.500	118.	9.15	<0.500
t-1,2-dichloroethene	ug/L	0.500	110.	12.5	<0.500
1,2-dichloroethane	ug/L	0.500	107.	13.8	<0.500
1,1,1-trichloroethan	ug/L	0.500	113.	11.9	<0.500
Carbon tetrachloride	ug/L	0.500	113.	14.0	<0.500
1,2-dichloropropane	ug/L	0.500	103.	11.6	<0.500
Trichloroethene	ug/L	0.500	106.	11.1	<0.500
1,1,2-trichloroethan	ug/L	0.500	106.	9.56	<0.500
Tetrachloroethene	ug/L	0.500	115.	10.3	<0.500
Chlorobenzene	ug/L	0.500	97.2	10.7	<0.500
Benzene	ug/L	0.500	113.	11.2	<0.500
Toluene	ug/L	0.500	112.	11.1	<0.500
Ethylbenzene	ug/L	0.500	116.	12.5	<0.500
Styrene	ug/L	0.500			<0.500
TTHM	mg/L	0.00100	107.	9.99	<0.00100
Endrin	ug/L	0.0100	89.0	9.56	<0.0100
Lindane	ug/L	0.0100	75.2	12.5	<0.0100
Methoxychlor	ug/L	0.0500	94.6	9.37	<0.0500
Toxaphene	ug/L	0.500			<0.500

Certificate of Results

Sample integrity certified prior to analysis. Test results meet all requirments of the NELAC Standards, except as noted in the QA Report Section 4. This Report may not be reproduced in part, results relate only to items tested.

Jefferson S. Flowers, Ph.D.
President/Technical Director

481 NEWBURYPORT AVE.
ALTAMONTE SPRINGS.
FLORIDA 32701
P.O. BOX 150597
ALTAMONTE SPRINGS.
FLORIDA 32715-0597
BUS: (407) 339-5984
FAX: (407) 260-6110
WEB: www.flowerslabs.com

FLOWERS
CHEMICAL
LABORATORIES
INCORPORATED

Received From:
Cent.Testing Lab
723 S. 14th Street
Leesburg,FL 34748

Date Reported : Mar 2 2001
Project Number : SumterCo.Pub.Works
PO Number : exp. Parr.
FLDOH Number : E83018
NYSDOH Number : 11595
CTDPH Number : 0173
NCDEHNR Number : 296
SCDHEC Number : 96019

For: MW8
Date Sampled:Feb14 2001 Date Received:Feb15 2001 Lab Numbers: 18490-18496

REPORT OF ANALYSIS

Parameter	Unit	Reportable Detection Limit	%Rec	%RSD	18494
Dalapon	ug/L	0.100			<0.100
Diquat	ug/L	0.400	93.9	15.2	<0.400
Endothall	ug/L	9.00	130.	5.33	<9.00
Glyphosate	ug/L	100.	94.3	3.48	<100.
Di(2-ethylhexyl) adi	ug/L	0.600	81.6	14.7	<0.600
Oxamyl (Vydate)	ug/L	100.	104.	20.2	<100.
Simazine	ug/L	4.00	66.5	.990	<4.00
Bis(2-ethylhexyl)pht	ug/L	0.600	88.7	8.22	<0.600
Picloram	ug/L	0.100	120.	2.21	<0.100
Dinoseb	ug/L	0.100			<0.100
Hexachlorocyclopenta	ug/L	0.100	71.9	6.04	<0.100
Carbofuran	ug/L	40.0	111.	4.96	<40.0
Atrazine	ug/L	0.100	73.7	1.56	<0.100
Alachlor (Lasso)	ug/L	0.200	80.3	5.87	<0.200
Dioxin	ug/L	0.0100			-
Heptachlor	ug/L	0.0100	78.2	4.59	<0.0100
Heptachlor_Epoxide	ug/L	0.0100	76.4	5.90	<0.0100
2,4-D	ug/L	0.100			<0.100
2,4,5-TP(Silvex)	ug/L	0.100	115.	9.25	<0.100
Hexachlorobenzene	ug/L	0.100	74.4	5.88	<0.100
Benzo(a)pyrene	ug/L	0.0200			<0.0200
Pentachlorophenol	ug/L	0.100			<0.100
Total_PCB	ug/L	0.100			<0.100
Dibromochloropropane	ug/L	0.200			<0.200
Ethylene dibromide	ug/L	0.0200	119.	.280	<0.0200
Chlordane	ug/L	0.0100			<0.0100

Certificate of Results

Sample integrity certified prior to analysis. Test results meet all requirments of the NELAC Standards, except as noted in the QA Report Section 4. This Report may not be reproduced in part, results relate only to items tested.

Jefferson S. Flowers, Ph.D.
President/Technical Director

481 NEWBURYPORT AVE
ALTAMONTE SPRINGS,
FLORIDA 32701
P.O. BOX 150597
ALTAMONTE SPRINGS,
FLORIDA 32715-0597
BUS: (407) 339-5984
FAX: (407) 260-6110
WEB: www.flowerslabs.com

PUBLIC DRINKING WATER ANALYSIS REPORTING FORMAT

PUBLIC WATER SYSTEM INFORMATION (to be completed by system or lab)

System Name: _____ I.D. #: _ SumterCo.Pub.Works

Address: 723 S. 14th Street Leesburg,FL 34748 Phone #: _____

Type (check one): ( )Community ( )Nontransient Noncommunity ( )Noncommunity

SAMPLE INFORMATION (to be completed by sampler)

Sample Date (MMDDYY): 2/14/01 Sample Time : _____

Sample Location (be specific): _____ MW8

Sampler Name and Phone: _____

Samplers Signature: _____ Title: _____

Check Type (s): ( )Distribution ( )Recheck of MCL ( )Resample of Lab Invalidated Sample

( )Clearance ( ) Thm Max Res Time ( )Plant Tap

( )Distribution entry pt ( )Raw ( )Composite of Multiple Sites-Attach a format for each site

LABORATORY CERTIFICATION INFORMATION

Lab Name: Flowers Chemical Laboratories Inc. FDOH# E83018 Effective Date 6/30/2000

Address: PO Box 150-597 Altamonte Springs, Florida 32715-0597 Phone #: (407) 339-5984

Subcontracted Lab FDOH#: _____

ANALYSIS INFORMATION (to be completed by lab) Lab Number: 18494

Date Sample(s) Recieved: 2/15/01 Group(s) Analyzed & Results attached for compliance with 62-550, F.A.C.:

( ) Nitrate ( ) Nitrite ( ) Asbestos (X) Trihalomethanes

Inorganics	Volatile Organics	Secondaries	Pesticides & PCBs
( ) All 17 ( ) Partial	(X) All 21 ( ) Partial	( ) All 14 ( ) Partial	( ) All 30 (X) Partial

Group I Unregulateds	Group II Unregulateds	Group III Unregulateds	Radiochemicals
( ) All 13 ( ) Partial	( ) All 23 ( ) Partial	( ) All 11 ( ) Partial	( ) Single Sample
			( ) Qtrly Composite *

* Provide radiochemical sample dates & locations for each quarter

I , Dr. Jefferson S Flowers, do HEREBY CERTIFY that all attached analytical data submitted are correct.

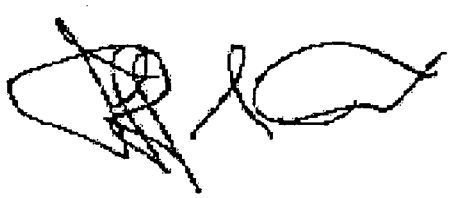

Signature:_____

Title: Technical Director Date: 3/2/01

COMPLIANCE INFORMATION (to be completed by State)

Sample Collection Satisfactory: _____ Sample Analysis Satisfactory: _____

Resample Request for: _____ Reason: _____

Person notified to resample: _____ Date notified: _____/_____/_____

DEP /ACPHU Reviewing Offical:_____

Effective 1/95

Trihalomethane Analysis
62-550.310(2)(a)
(PWS027)

Parameter ID	NAME	Sample Number	Analysis Result(mg/l)	Analytical Method	Detection Limit (mg/l)	MCL	Analysis Date
2950	TTHM	18494	<0.001	EPA502.2	0.001	0.1	02-16-01

Volatile Organic Analysis
62-550.310(2)(b)
(PWS028)

Parameter ID	NAME	Sample Number	Analysis Result(ug/l)	Analytical Method	Detection Limit (ug/l)	MCL	Analysis Date
2378	1,2,4-trichlorobenzene	18494	<0.5	EPA502.2	0.5	70	02-16-01
2380	cis-1,2-Dichloroethylene	18494	<0.5	EPA502.2	0.5	70	02-16-01
2955	Xylenes (total)	18494	<0.5	EPA502.2	0.5	10000	02-16-01
2964	Dichloromethane	18494	<0.5	EPA502.2	0.5	5	02-16-01
2968	O-dichlorobenzene	18494	<0.5	EPA502.2	0.5	600	02-16-01
2969	Para-dichlorobenzene	18494	<0.5	EPA502.2	0.5	75	02-16-01
2976	Vinyl chloride	18494	<0.5	EPA502.2	0.5	1	02-16-01
2977	1,1,-dichloroethylene	18494	<0.5	EPA502.2	0.5	7	02-16-01
2979	Trans-1,2-dichloroethylene	18494	<0.5	EPA502.2	0.5	100	02-16-01
2980	1,2,-dichloroethane	18494	<0.5	EPA502.2	0.5	3	02-16-01
2981	1,1,1-trichloroethane	18494	<0.5	EPA502.2	0.5	200	02-16-01
2982	Carbon tetrachloride	18494	<0.5	EPA502.2	0.5	3	02-16-01
2983	1,2-dichloropropane	18494	<0.5	EPA502.2	0.5	5	02-16-01
2984	Trichloroethylene	18494	<0.5	EPA502.2	0.5	3	02-16-01
2985	1,1,2-trichloroethane	18494	<0.5	EPA502.2	0.5	5	02-16-01
2987	Tetrachloroethylene	18494	<0.5	EPA502.2	0.5	3	02-16-01
2989	Monochlorobenzene	18494	<0.5	EPA502.2	0.5	100	02-16-01
2990	Benzene	18494	<0.5	EPA502.2	0.5	1	02-16-01
2991	Toluene	18494	<0.5	EPA502.2	0.5	1000	02-16-01
2992	Ethylbenzene	18494	<0.5	EPA502.2	0.5	700	02-16-01
2996	Styrene	18494	<0.5	EPA502.2	0.5	100	02-16-01

Pesticides & PCB Chemical Analysis
62-550.310(2)(c)
(PWS029)

Parameter ID	NAME	Sample Number	Analysis Result(ug/l)	Analytical Method	Detection Limit (ug/l)	MCL	Analysis Date
2005	Endrin	18494	<0.01	EPA505	0.01	2	02-23-01
2010	Lindane	18494	<0.01	EPA505	0.01	0.2	02-23-01
2015	Methoxychlor	18494	<0.05	EPA505	0.05	40	02-23-01
2020	Toxaphene	18494	<0.5	EPA505	0.5	3	02-23-01
2031	Dalapon	18494	<0.1	EPA515.1	0.1	200	02-23-01
2032	Diquat	18494	<0.4	EPA549.1	0.4	20	02-23-2001 09:00
2033	Endothall	18494	<9	EPA548.1	9	100	02-21-01
2034	Glyphosate	18494	<100	EPA547	100	700	02-20-2001 09:00
2035	Di(2-ethylhexyl)adipate	18494	<0.6	EPA525.2	0.6	400	02-23-01
2036	Oxamyl (Vydate)	18494	<100	EPA531.1	100	200	02-23-01
2037	Simazine	18494	<4	EPA505	4	4	02-23-01
2039	Di(2-ethylhexyl)phthalate	18494	<0.6	EPA525.2	0.6	6	02-23-01
2040	Picloram	18494	<0.1	EPA515.1	0.1	500	02-23-01
2041	Dinoseb	18494	<0.1	EPA515.1	0.1	7	02-23-01
2042	Hexachlorocyclopentadiene	18494	<0.1	EPA505	0.1	50	02-23-01
2046	Carbofuran	18494	<40	EPA531.1	40	40	02-23-01
2050	Atrazine	18494	<0.1	EPA505	0.1	3	02-23-01
2051	Alachlor	18494	<0.2	EPA505	0.2	2	02-23-01
2063	2,3,7,8-TCDD (Dioxin)	18494		EPA625	0.01	0.00003	
2065	Heptachlor	18494	<0.01	EPA505	0.01	0.4	02-23-01
2067	Heptachlor epoxide	18494	<0.01	EPA505	0.01	0.2	02-23-01
2105	2,4-D	18494	<0.1	EPA515.1	0.1	70	02-23-01
2110	2,4,5-TP (Silvex)	18494	<0.1	EPA515.1	0.1	50	02-23-01
2274	Hexachlorobenzene	18494	<0.1	EPA505	0.1	1	02-23-01
2306	Benzo(a)pyrene	18494	<0.02	EPA550	0.02	0.2	02-22-2001 08:30
2326	Pentachlorophenol	18494	<0.1	EPA515.1	0.1	1	02-23-01
2383	PCB	18494	<0.1	EPA505	0.1	0.5	02-23-01
2931	Dibromochloropropane	18494	<0.2	EPA504.1	0.2	0.2	02-28-01
2946	Ethylene dibromide	18494	<0.02	EPA504.1	0.02	0.02	02-28-01
2959	Chlordane	18494	<0.01	EPA505	0.01	2	02-23-01

FLOWERS CHEMICAL LABORATORIES, INC.

P.O. Box 150-597, Altamonte Springs, FL 32715-0597
(407) 339-5984

Sample ID: 18494

PARAMETER MONITORING REPORT

GMS # 4060C00092
Mon Well #: MW-8
Well Name:
Classification of Groundwater:

Sample Date: 02-14-01
Well Type: [ ] Background
[ ] Site Boundary
[ ] Intermediate
[ ] Compliance

Well Purged* Prior to Sample Collection (Yes/No): NO

Ground Water Elevation (above MSL): 42.56

Storet Code	Parameter Monitored	Sampling Method	Analysis Method	Analysis Result	Units	Sample Filt/Unfilt	Preservative Added
034551	1,2,4-trichlorobenzene		EPA 502.2	<0.5	ug/L	Unfilt.	Na2S2O3
077093	cis-1,2-dichloroethene		EPA 502.2	<0.5	ug/L	Unfilt.	Na2S2O3
081551	Xylene		EPA 502.2	<0.5	ug/L	Unfilt.	Na2S2O3
034423	Methylene chloride		EPA 502.2	<0.5	ug/L	Unfilt.	Na2S2O3
034536	o-dichlorobenzene		EPA 502.2	<0.5	ug/L	Unfilt.	Na2S2O3
034571	Para-dichlorobenzene		EPA 502.2	<0.5	ug/L	Unfilt.	Na2S2O3
039175	Vinyl chloride		EPA 502.2	<0.5	ug/L	Unfilt.	Na2S2O3
034501	1,1-dichloroethene		EPA 502.2	<0.5	ug/L	Unfilt.	Na2S2O3
034546	t-1,2-dichloroethene		EPA 502.2	<0.5	ug/L	Unfilt.	Na2S2O3
034531	1,2-dichloroethane		EPA 502.2	<0.5	ug/L	Unfilt.	Na2S2O3
034506	1,1,1-trichloroethane		EPA 502.2	<0.5	ug/L	Unfilt.	Na2S2O3
032102	Carbon tetrachloride		EPA 502.2	<0.5	ug/L	Unfilt.	Na2S2O3
034541	1,2-dichloropropane		EPA 502.2	<0.5	ug/L	Unfilt.	Na2S2O3
039180	Trichloroethene		EPA 502.2	<0.5	ug/L	Unfilt.	Na2S2O3
0 34511	1,1,2-trichloroethane		EPA 502.2	<0.5	ug/L	Unfilt.	Na2S2O3
034475	Tetrachloroethene		EPA 502.2	<0.5	ug/L	Unfilt.	Na2S2O3
034301	Chlorobenzene		EPA 502.2	<0.5	ug/L	Unfilt.	Na2S2O3
034030	Benzene		EPA 502.2	<0.5	ug/L	Unfilt.	Na2S2O3
034010	Toluene		EPA 502.2	<0.5	ug/L	Unfilt.	Na2S2O3
034371	Ethylbenzene		EPA 502.2	<0.5	ug/L	Unfilt.	Na2S2O3
077128	Styrene		EPA 502.2	<0.5	ug/L	Unfilt.	Na2S2O3
082080	TTHM		EPA 502.2	<0.001	mg/L	Unfilt.	Na2S2O3
039390	Endrin		EPA 505	<0.01	ug/L	Unfilt.	None
039340	Lindane		EPA 505	<0.01	ug/L	Unfilt.	None
039480	Methoxychlor		EPA 505	<0.05	ug/L	Unfilt.	None
039400	Toxaphene		EPA 505	<0.5	ug/L	Unfilt.	None
030200	Dalapon		EPA 515.1	<0.1	ug/L	Unfilt.	None
004443	Diquat		EPA 549.1	<0.4	ug/L	Unfilt.	None

65383

JRM
7/20/01

1st QUARTER 2001

GROUNDWATER SAMPLING AND TESTING

SUMTER COUNTY PUBLIC WORKS
SOLID WASTE DEPARTMENT

SUMTER COUNTY
BUSHNELL, FLORIDA

RECEIVED
FEB 27 2001
Department of Environmental Protection
BY SOUTHWEST DISTRICT

CONDUCTED FOR

Mr. Gary Breeden
Mr. Terry Hurst

January 18th, 2001

CENTRAL TESTING LABORATORY

Conducted and prepared by
Patricia Snowdon, Environmental Specialist

CERTIFICATION FORM NOT SIGNED

CONTOUR MAP IS NOT CORRECT
- MW-4 LOCATION
- CONTOUR LINES NOT LABELED & DO NOT MATCH ELEVATIONS @ WELLS

NO QA/QC SAMPLES

GW EXCEEDANCES NOT SUMMARIZED

NO TOXICITY DATA

JAN 2001 SAMPLING EVENT

Central Testing Laboratory

EB 0002407

Engineering and Materials Testing

Reply to:

FLORIDA DEPARTMENT OF ENVIRONMENTAL PROTECTION
FEB 27 2001
SOUTHWEST DISTRICT TAMPA

February 19, 2001

Fl. Dept. of Environmental Protection
3804 Coconut Palm Dr.
Tampa, Fl 33619

RE: First Quarter 2001Groundwater Monitoring
Sumter County Solid Waste

Dear Mr. Morris:

Central Testing Laboratory has completed the First Quarter sampling for the above referenced project in accordance with specific conditions 13A of the permit.

All wells requiring sampling by the permits were sampled on January18, 2001.

Central Testing Laboratory has received the analysis from the January18, 2001 sampling.

We have enclosed a copy of the testing and sampling results for your use.

It has been a pleasure assisting you with this project. Should you have questions or if you would like to discuss this report, please contact our office.

Sincerely,
CENTRAL TESTING LABORATORY

Patricia Snowdon
Environmental Specialist

Theodore J. Strouse, P.E.
Florida Registration #48220

2/19/01

Cc: John Grasel, FDEP
Mr. Terry Hurst
Mr. Gary Breeden

P.O. Box 883
Floral City, FL 34436
(352) 726-6447

727 S. 14th Street
Leesburg, FL 34748
(352) 787-1268

Sumter County
(352) 793-3639

1725 SW 17th Street
Ocala, FL 34474
(352) 622-1186

Member of the Society For Testing And Materials

DEP Form # 62-522.900(2)

Form Title GROUND WATER MONITORING REPORT

Effective Date

DEP Application No.

Florida Department of Environmental Protection

Twin Towers Office Bldg. 2600 Blair Stone Road Tallahassee, Florida 32399-2400

GROUND WATER MONITORING REPORT

Rule 62-522.600(11)

PART I GENERAL INFORMATION

(1) Facility Name Sumter County Solid Waste Management Facility

Address 319 E. Anderson Avenue

City Bushnell Zip 33513

Telephone Number (352) 793-0240

(2) The GMS Identification Number 4060C00092

(3) DEP Permit Number 22926-002-SF

(4) Authorized Representative Name Garry Breedon

Address 319 E. Anderson Avenue

City Bushnell Zip 33513

Telephone Number (352) 793-0240

(5) Type of Discharge

(6) Method of Discharge Groundwater Slow Rate Infiltration

Certification

I certify under penalty of law that I have personally examined and am familiar with the information submitted in this document and all attachments and that, based on my inquiry of those individuals immediately responsible for obtaining the information, I believe that the information is true, accurate, and complete. I am aware that there are significant penalties for submitting false information, including the possibility of fine and imprisonment.

Date: _____ _____

Signature of Owner or Authorized Representative

PART II QUALITY ASSURANCE REQUIREMENTS

Sample Organization Comp QAP # 92011G

Analytical Lab Comp QAP #/HRS Certification # 860008G

*Comp QAP #/HRS Certification # E83018 & 83139

Lab Name Flowers Chemical Laboratory

Address 481 Newburyport Avenue Altamonte Springs, FL 32701

Phone Number (407) 339-5984

CONTOURS DO NOT FIT ELEVATIONS

MW-4 MIS-LABELED

Not To Scale

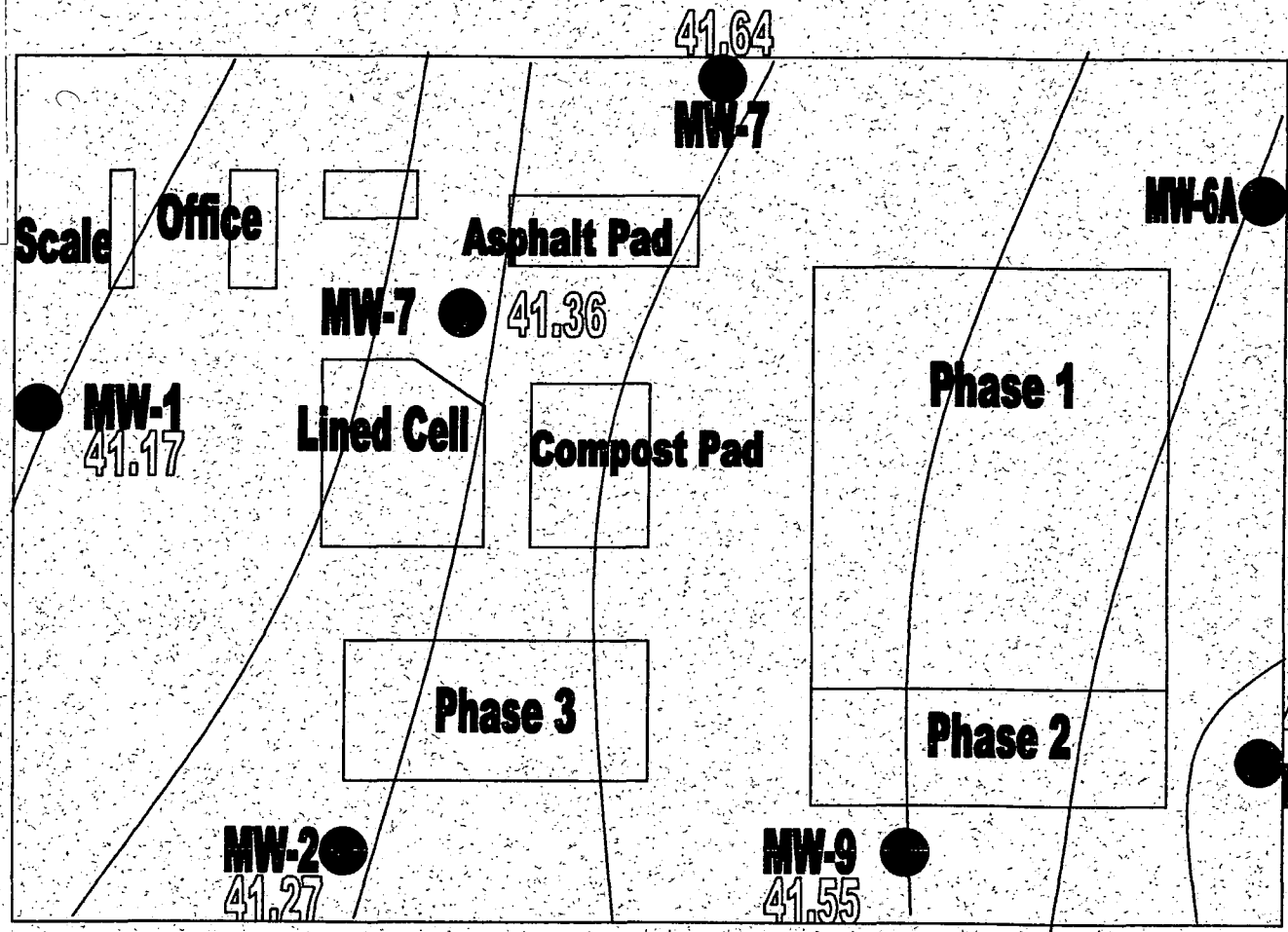

Central Testing Laboratory **ENGINEERING & MATERIALS TESTING**		723 SOUTH 14TH STREET LEESBURG, FL 34748 (352)787-1268
Sumter County Public Works, Solid Waste Department	DRAWN BY: PS CHECKED BY: TJS DATE: 2/19/01	1st Quarter G.W. Sampling - 2001

Sumter County Solid Waste

GMS# 4060COOO92
Permit # 22926-002-SF

WELL NUMBER	SAMPLE DATE / TIME	ELEVATION TOP OF CASING	DEPTH TO WATER	WATER ELEVATION	PH		TEMP.	COLOR	COND.
MW – 1 Background	1-18-01 10:00a	70.17	29.0Ft	41.17FT	6.85		57.2c	Clear	160
MW – 2 Detection	1-18-01 12:30p	74.14	32.87 Ft	41.27Ft	5.60		57.2c	Clear	133
MW – 4 Detection	1-18-01 9:30a	70.36	29.0 Ft	41.36Ft	5.61		67.2c	Clear	819
MW 6A	1-18-01 10:30a	77.54	35.94 Ft	41.60Ft	6.89		57.2c	Milky	282
MW-7	1-18-01 10:20a	73.14	31.5 Ft	41.64Ft	6.69		57.2c	Clear	198
MW-8	1-18-01 10:50a	69.26	27.20 Ft	42.06Ft	6.57		57.2c	Clear	399
MW-9	1-18-01 11:20a	71.95	30.4 Ft	41.55Ft	6.31		57.2c	Clear	819

Field Testing Not Performed This Event Will Be Corrected on Next Event

Turbidity?

FLOWERS
CHEMICAL
LABORATORIES
INCORPORATED

Received From:
Cent.Testing Lab
723 S. 14th Street
Leesburg,FL 34748

Date Reported : Feb 2 2001
Project Number : Sumter Co. lndfl
PO Number : n/a
FLDOH Number : E83018
NYSDOH Number : 11595
CTDPH Number : 0173
NCDEHNR Number : 296
SCDHEC Number : 96019

For: PrimInorg Secs93 NH4 GA Ra226228
Date Sampled:Jan18 2001 Date Received:Jan18 2001 Lab Numbers: 10948-10954

REPORT OF ANALYSIS

Parameter	Unit	Reportable Detection Limit	%Rec	%RSD	10948 GWMW4	10949 GWMW1	10950 GWMW7	10951 GWMW6A	10952 GWMW8
Cyanide	mg/L	0.0100	91.7	4.05	<.0100	<.0100	<.0100	<.0100	<.0100
Ammonium(as N)	mg/L	0.0300	116.	.100	<.0300	<.0300	<.0300	<.0300	<.0300
Nitrate(as N)	mg/L	0.0300	101.	.650	10.6	3.23	4.33	5.23	1.64
Nitrite(as N)	mg/L	0.0300	110.	.360	0.0435	<.0300	<.0300	<.0300	<.0300
Sulfate	mg/L	1.00	108.	2.03	5.25	4.21	3.46	7.05	3.61
Fluoride	mg/L	0.0500	101.	1.14	0.0710	0.120	0.0604	0.0607	0.0608
Foaming_Agents	mg/L	0.200	94.2	.050	<0.200	<0.200	<0.200	<0.200	<0.200
Chloride	mg/L	0.300	101.	1.50	51.4	4.65	8.93	7.75	7.31
TDS	mg/L	2.50	115.	14.3	278.	552.	338.	270.	256.
Gross alpha	pCi/L	0.100			15.1	17.2	1.20	1.60	2.20
Analysis Error	pCi/L	0.100			3.80	2.30	0.900	0.900	0.600
Photon emitters	pCi/L	0.100			-	-	-	-	-
Analysis_Error(Photo	pCi/L	0.100			-	-	-	-	-
Radium 226	pCi/L	0.100			1.30	1.30	0.500	0.500	0.600
Analysis_Error(226)	pCi/L	0.100			0.200	0.200	0.200	0.100	0.100
Radium 228	pCi/L	0.300			3.00	2.80	1.60	2.90	<0.300
Analysis_Error(228)	pCi/L	0.300			0.900	0.900	0.800	0.900	0.600
Man-made beta & phot	pCi/L	0.100			-	-	-	-	-
Analysis_Error(beta	pCi/L	0.100			-	-	-	-	-
Silver	mg/L	.00005	73.0	2.15	<5e-05	<5e-05	<5e-05	<5e-05	<5e-05
Aluminum	mg/L	.00050	105.	2.46	0.0191	0.522	0.0589	0.0121	0.0120
Arsenic	mg/L	.00010	85.5	2.27	.00019	<.0001	<.0001	<.0001	<.0001
Barium	mg/L	.00010	82.5	1.90	.00889	0.0192	.00327	.00180	.00167
Beryllium	mg/L	.00010	104.	11.3	<.0001	<.0001	<.0001	<.0001	<.0001
Manganese	mg/L	.00500	78.4	.190	<.0050	<.0050	<.0050	<.0050	<.0050
Lead	mg/L	.00010	73.7	3.02	0.0117	.00124	.00012	<.0001	<.0001

Certificate of Results

Sample integrity certified prior to analysis. Test results meet all requirments of the NELAC Standards, except as noted in the QA Report Section 4. This Report may not be reproduced in part, results relate only to items tested.

Jefferson S. Flowers, Ph.D.
President/Technical Director

Jefferson L. Flowers, Ph.D
Jefferson S. Flowers, Ph.D
481 NEWBURYPORT Av.
ALTAMONTE SPRINGS
FLORIDA 32715 - 0597
BUS: (407) 339-5984
FAX: (407) 260-6110

Serving Your Analytical and Environmental Needs Since 1957

FLOWERS
CHEMICAL
LABORATORIES
INCORPORATED

Received From:
Cent.Testing Lab
723 S. 14th Street
Leesburg,FL 34748

Date Reported : Feb 2 2001
Project Number : Sumter Co. lndfl
PO Number : n/a
FLDOH Number : E83018
NYSDOH Number : 11595
CTDPH Number : 0173
NCDEHNR Number : 296
SCDHEC Number : 96019

For: PrimInorg Secs93 NH4 GA Ra226228
Date Sampled:Jan18 2001 Date Received:Jan18 2001 Lab Numbers: 10948-10954

REPORT OF ANALYSIS

Parameter	Unit	Reportable Detection Limit	%Rec	%RSD	10948 GWMW4	10949 GWMW1	10950 GWMW7	10951 GWMW6A	10952 GWMW8
Selenium	mg/L	.00010	84.9	1.78	0.0213	0.0141	0.0116	.00906	.00806
Thallium	mg/L	.00010	72.2	.280	.00409	.00369	.00283	.00206	.00159
Sodium	mg/L	0.0100	108.	.710	41.2	4.71	4.98	4.43	5.77
Copper	mg/L	.00010	72.9	1.14	.00387	.00390	.00111	.00043	.00059
Chromium	mg/L	.00010	78.6	1.39	0.0119	0.0109	0.0113	.00543	.00561
Cadmium	mg/L	.00010	74.0	2.10	<.0001	<.0001	<.0001	<.0001	<.0001
Mercury	mg/L	.00020	95.6	.000	<.0002	<.0002	<.0002	<.0002	<.0002
Antimony	mg/L	.00010	81.8	.750	<.0001	.00199	<.0001	<.0001	<.0001
Nickel	mg/L	.00010	67.3	1.04	.00317	.00148	.00146	.00086	.00089
Zinc	mg/L	.00010	66.8	1.83	<.0001	<.0001	<.0001	<.0001	<.0001
Iron	mg/L	0.0100	75.2	.310	<.0100	0.0612	0.0203	<.0100	<.0100
Field DO	mg/L	2.00			-	-	-	-	-
Field Temp. (C)	oC	1.00			29.4	23.9	23.9	23.9	23.9
Field Conductivity	umhos/c	2.00			819.	160.	198.	282.	399.
Field pH (units)	pH	0.0500			5.61	6.85	6.69	6.89	6.57
Field Water Depth	ft	0.0100			29.0	29.0	31.5	35.9	27.2
Field NGVD	ft	0.0100			-	-	-	-	-

Certificate of Results

Sample integrity certified prior to analysis. Test results meet all requirments of the NELAC Standards, except as noted in the QA Report Section 4. This Report may not be reproduced in part, results relate only to items tested.

Jefferson S. Flowers, Ph.D.
President/Technical Director

Serving Your Analytical and Environmental Needs Since 1957

Jefferson L. Flowers, Ph.D
Jefferson S. Flowers, Ph.D
481 NEWBURYPORT Av.
ALTAMONTE SPRINGS
FLORIDA 32715 - 0597
BUS: (407) 339-5984
FAX: (407) 260-6110

FLOWERS
CHEMICAL
LABORATORIES
INCORPORATED

Received From:
Cent.Testing Lab
723 S. 14th Street
Leesburg,FL 34748

Date Reported : Feb 2 2001
Project Number : Sumter Co. lndfl
PO Number : n/a
FLDOH Number : E83018
NYSDOH Number : 11595
CTDPH Number : 0173
NCDEHNR Number : 296
SCDHEC Number : 96019

For: PrimInorg Secs93 NH4 GA Ra226228
Date Sampled:Jan18 2001 Date Received:Jan18 2001 Lab Numbers: 10948-10954

REPORT OF ANALYSIS

Parameter	Unit	Reportable Detection Limit	%Rec	%RSD	10953 GWMW9	10954 GWMW2
Cyanide	mg/L	0.0100	91.7	4.05	<.0100	<.0100
Ammonia(as N)	mg/L	0.0300	116.	.100	<.0300	<.0300
Nitrate(as N)	mg/L	0.0300	101.	.650	<.0300	3.73
Nitrite(as N)	mg/L	0.0300	110.	.360	<.0300	<.0300
Sulfate	mg/L	1.00	108.	2.03	5.55	11.8
Fluoride	mg/L	0.0500	101.	1.14	<.0500	<.0500
Foaming_Agents	mg/L	0.200	94.2	.050	<0.200	<0.200
Chloride	mg/L	0.300	101.	1.50	11.1	2.44
TDS	mg/L	2.50	115.	14.3	290.	37.9
Gross alpha	pCi/L	0.100			12.6	2.30
Analysis Error	pCi/L	0.100			1.60	0.500
Photon emitters	pCi/L	0.100			-	-
Analysis_Error(Photo	pCi/L	0.100			-	-
Radium 226	pCi/L	0.100			4.10	0.600
Analysis_Error(226)	pCi/L	0.100			0.300	0.200
Radium 228	pCi/L	0.300			<0.300	<0.300
Analysis_Error(228)	pCi/L	0.300			0.700	0.600
Man-made beta & phot	pCi/L	0.100			-	-
Analysis_Error(beta	pCi/L	0.100			-	-
Silver	mg/L	.00005	73.0	2.15	<5e-05	.00288
Aluminum	mg/L	.00050	105.	2.46	0.0389	0.0778
Arsenic	mg/L	.00010	85.5	2.27	.00058	<.0001
Barium	mg/L	.00010	82.5	1.90	0.0122	0.0132
Beryllium	mg/L	.00010	104.	11.3	<.0001	<.0001
Manganese	mg/L	.00500	78.4	.190	0.0213	<.0050
Lead	mg/L	.00010	73.7	3.02	<.0001	.00022

Certificate of Results

Sample integrity certified prior to analysis. Test results meet all requirments of the NELAC Standards, except as noted in the QA Report Section 4. This Report may not be reproduced in part, results relate only to items tested.

Jefferson S. Flowers, Ph.D.
President/Technical Director

Jefferson L. Flowers, Ph.D
Jefferson S. Flowers, Ph.D
481 NEWBURYPORT Av.
ALTAMONTE SPRINGS
FLORIDA 32715 - 0597
BUS: (407) 339-5984
FAX: (407) 260-6110

FLOWERS
CHEMICAL
LABORATORIES
INCORPORATED

Received From:
Cent.Testing Lab
723 S. 14th Street
Leesburg,FL 34748

Date Reported : Feb 2 2001
Project Number : Sumter Co. lndfl
PO Number : n/a
FLDOH Number : E83018
NYSDOH Number : 11595
CTDPH Number : 0173
NCDEHNR Number : 296
SCDHEC Number : 96019

For: PrimInorg Secs93 NH4 GA Ra226228
Date Sampled:Jan18 2001 Date Received:Jan18 2001 Lab Numbers: 10948-10954

REPORT OF ANALYSIS

Parameter	Unit	Reportable Detection Limit	%Rec	%RSD	10953 GWMW9	10954 GWMW2
Selenium	mg/L	.00010	84.9	1.78	.00772	.00421
Thallium	mg/L	.00010	72.2	.280	.00173	.00119
Sodium	mg/L	0.0100	108.	.710	9.97	16.6
Copper	mg/L	.00010	72.9	1.14	.00107	.00424
Chromium	mg/L	.00010	78.6	1.39	.00906	.00867
Cadmium	mg/L	.00010	74.0	2.10	<.0001	<.0001
Mercury	mg/L	.00020	95.6	.000	<.0002	<.0002
Antimony	mg/L	.00010	81.8	.750	<.0001	<.0001
Nickel	mg/L	.00010	67.3	1.04	.00700	.00133
Zinc	mg/L	.00010	66.8	1.83	<.0001	<.0001
Iron	mg/L	0.0100	75.2	.310	0.345	0.678
Field DO	mg/L	2.00			-	-
Field Temp. (C)	oC	1.00			23.9	23.9
Field Conductivity	umhos/c	2.00			819.	133.
Field pH (units)	pH	0.0500			6.31	5.60
Field Water Depth	ft	0.0100			30.4	32.9
Field NGVD	ft	0.0100			-	-

Certificate of Results

Sample integrity certified prior to analysis. Test results meet all requirments of the NELAC Standards, except as noted in the QA Report Section 4. This Report may not be reproduced in part, results relate only to items tested.

Jefferson S. Flowers, Ph.D.
President/Technical Director

Jefferson L. Flowers, Ph.D
Jefferson S. Flowers, Ph.D
481 NEWBURYPORT Av.
ALTAMONTE SPRINGS
FLORIDA 32715 - 0597
BUS: (407) 339-5984
FAX: (407) 260-6110

Serving Your Analytical and Environmental Needs Since 1957

FLOWERS CHEMICAL LABORATORIES, INC.

P.O. Box 150-597, Altamonte Springs, FL 32715-0597
(407) 339-5984

Sample ID: 10949

PARAMETER MONITORING REPORT

GMS # 4060C00092

Mon Well #: GW-MW-1

Well Name: _____

Classification of Groundwater: _____

Sample Date: 01-18-01

Well Type: [X] Background
[ ] Site Boundary
[ ] Intermediate
[ ] Compliance

Well Purged* Prior to Sample Collection (Yes/No): NO

Ground Water Elevation (above MSL): 41.17 ft

Storet Code	Parameter Monitored	Sampling Method	Analysis Method	Analysis Result	Units	Sample Filt/Unfilt	Preservative Added
01002	Arsenic		EPA6020	<0.0001	mg/L	Unfilt.	HNO3
01007	Barium		EPA6020	0.0192	mg/L	Unfilt.	HNO3
01027	Cadmium		EPA6020	<0.0001	mg/L	Unfilt.	HNO3
01034	Chromium		EPA6020	0.0109	mg/L	Unfilt.	HNO3
00720	Cyanide		EPA335.2	<0.01	mg/L	Unfilt.	NaOH
00951	Fluoride		EPA340.2	0.120	mg/L	Unfilt.	None
01051	Lead		EPA6020	0.00124	mg/L	Unfilt.	HNO3
007900	Mercury		EPA7470	<0.0002	mg/L	Unfilt.	HNO3
01067	Nickel		EPA6020	0.00148	mg/L	Unfilt.	HNO3
00620	Nitrate(as N)		EPA353.1	3.23	mg/L	Unfilt.	None
00630	Nitrite(as N)		EPA353.1	<0.03	mg/L	Unfilt.	None
01147	Selenium		EPA6020	0.0141	mg/L	Unfilt.	HNO3
00929	Sodium		EPA6010	4.71	mg/L	Unfilt.	HNO3
01097	Antimony		EPA6020	0.00199	mg/L	Unfilt.	HNO3
01012	Beryllium		EPA6020	<0.0001	mg/L	Unfilt.	HNO3
01059	Thallium		EPA6020	0.00369	mg/L	Unfilt.	HNO3
34225	Asbestos				MF/L	Unfilt.	None
01105	Aluminum		EPA6020	0.522	mg/L	Unfilt.	HNO3
00940	Chloride		EPA325.2	4.65	mg/L	Unfilt.	None
01042	Copper		EPA6020	0.00390	mg/L	Unfilt.	HNO3
00951	Fluoride		EPA340.2	0.120	mg/L	Unfilt.	None
01045	Iron		EPA6010	0.0612	mg/L	Unfilt.	HNO3
01055	Manganese		EPA6010	<0.005	mg/L	Unfilt.	HNO3
01077	Silver		EPA6020	<0.00005	mg/L	Unfilt.	HNO3
00946	Sulfate		EPA375.4	4.21	mg/L	Unfilt.	None
01092	Zinc		EPA6020	<0.0001	mg/L	Unfilt.	HNO3
	Color (color units)				PCU	Unfilt.	None
	Odor (total odor number)				TON	Unfilt.	None

FLOWERS CHEMICAL LABORATORIES, INC.

P.O. Box 150-597, Altamonte Springs, FL 32715-0597
(407) 339-5984

Sample ID: 10949

PARAMETER MONITORING REPORT

GMS # 4060C00092
Mon Well #: GW-MW-1
Well Name: _____
Classification of Groundwater: _____

Sample Date: 01-18-01
Well Type: [X] Background
[ ] Site Boundary
[ ] Intermediate
[ ] Compliance

Well Purged* Prior to Sample Collection (Yes/No): NO

Ground Water Elevation (above MSL): 41.17 ft

Storet Code	Parameter Monitored	Sampling Method	Analysis Method	Analysis Result	Units	Sample Filt/Unfilt	Preservative Added
00403	pH (units)				pH	Unfilt.	None
	Total Dissovled Solids		EPA160.1	552	mg/L	Unfilt.	None
	Foaming Agents		EPA425.1	<0.2	mg/L	Unfilt.	None
034551	1,2,4-trichlorobenzene				ug/L	Unfilt.	Na2S2O3
077093	cis-1,2-dichloroethene				ug/L	Unfilt.	Na2S2O3
081551	Xylene				ug/L	Unfilt.	Na2S2O3
034423	Methylene chloride				ug/L	Unfilt.	Na2S2O3
034536	o-dichlorobenzene				ug/L	Unfilt.	Na2S2O3
034571	Para-dichlorobenzene				ug/L	Unfilt.	Na2S2O3
039175	Vinyl chloride				ug/L	Unfilt.	Na2S2O3
034501	1,1-dichloroethene				ug/L	Unfilt.	Na2S2O3
034546	t-1,2-dichloroethene				ug/L	Unfilt.	Na2S2O3
034531	1,2-dichloroethane				ug/L	Unfilt.	Na2S2O3
034506	1,1,1-trichloroethane				ug/L	Unfilt.	Na2S2O3
032102	Carbon tetrachloride				ug/L	Unfilt.	Na2S2O3
034541	1,2-dichloropropane				ug/L	Unfilt.	Na2S2O3
039180	Trichloroethene				ug/L	Unfilt.	Na2S2O3
0 34511	1,1,2-trichloroethane				ug/L	Unfilt.	Na2S2O3
034475	Tetrachloroethene				ug/L	Unfilt.	Na2S2O3
034301	Chlorobenzene				ug/L	Unfilt.	Na2S2O3
034030	Benzene				ug/L	Unfilt.	Na2S2O3
034010	Toluene				ug/L	Unfilt.	Na2S2O3
034371	Ethylbenzene				ug/L	Unfilt.	Na2S2O3
077128	Styrene				ug/L	Unfilt.	Na2S2O3
082080	TTHM				mg/L	Unfilt.	Na2S2O3
039390	Endrin				ug/L	Unfilt.	None
039340	Lindane				ug/L	Unfilt.	None
039480	Methoxychlor				ug/L	Unfilt.	None

FLOWERS CHEMICAL LABORATORIES, INC.
P.O. Box 150-597, Altamonte Springs, FL 32715-0597
(407) 339-5984

Sample ID: 10949

PARAMETER MONITORING REPORT

GMS # 4016CC60092
Mon Well #: GW-MW-1
Well Name: _____
Classification of Groundwater: _____

Sample Date: 01-18-01
Well Type: [X] Background
[ ] Site Boundary
[ ] Intermediate
[ ] Compliance

Well Purged* Prior to Sample Collection (Yes/No): NO

Ground Water Elevation (above MSL): 41.17 ft

Storet Code	Parameter Monitored	Sampling Method	Analysis Method	Analysis Result	Units	Sample Filt/Unfilt	Preservative Added
039400	Toxaphene				ug/L	Unfilt.	None
030200	Dalapon				ug/L	Unfilt.	None
004443	Diquat				ug/L	Unfilt.	None
038926	Endothall				ug/L	Unfilt.	None
039941	Gylphosate				ug/L	Unfilt.	None
077903	Di(2-ethylhexyl) adipate				ug/L	Unfilt.	None
0 82613	Oxamyl (Vydate)				ug/L	Unfilt.	None
039055	Simazine				ug/L	Unfilt.	None
039104	Bis(2-ethylhexyl)phthalate				ug/L	Unfilt.	None
039720	Picloram				ug/L	Unfilt.	None
030191	Dinoseb				ug/L	Unfilt.	None
034386	Hexachlorocyclopentadiene				ug/L	Unfilt.	None
081405	Carbofuran				ug/L	Unfilt.	None
039630	Atrazine				ug/L	Unfilt.	None
077825	Alachlor (Lasso)				ug/L	Unfilt.	None
034675	Dioxin				ug/L	Unfilt.	None
039410	Heptachlor				ug/L	Unfilt.	None
039420	Heptachlor_Epoxide				ug/L	Unfilt.	None
039736	2,4-D				ug/L	Unfilt.	None
039760	2,4,5-TP(Silvex)				ug/L	Unfilt.	None
039700	Hexachlorobenzene				ug/L	Unfilt.	None
034247	Benzo(a)pyrene				ug/L	Unfilt.	None
039032	Pentachlorophenol				ug/L	Unfilt.	None
039516	Total_PCB				ug/L	Unfilt.	None
038760	Dibromochloropropane				ug/L	Unfilt.	Na2S2O3
039082	Ethylene dibromide				ug/L	Unfilt.	Na2S2O3
039350	Chlordane				ug/L	Unfilt.	None
001516	Gross alpha		EPA900	17.2	pCi/L	Unfilt.	None

FLOWERS CHEMICAL LABORATORIES, INC.

P.O. Box 150-597, Altamonte Springs, FL 32715-0597
(407) 339-5984

Sample ID: 10949

PARAMETER MONITORING REPORT

GMS # 4060C00092

Mon Well #: GW-MW-1

Well Name: _____

Classification of Groundwater: _____

Well Purged* Prior to Sample Collection (Yes/No): No

Sample Date: 01-18-01

Well Type: [X] Background [ ] Site Boundary [ ] Intermediate [ ] Compliance

Ground Water Elevation (above MSL): 41.17 ft

Storet Code	Parameter Monitored	Sampling Method	Analysis Method	Analysis Result	Units	Sample Filt/Unfilt	Preservative Added
001506	Analysis_Error(Ga)		EPA900	2.30	pCi/L	Unfilt.	None

FLOWERS CHEMICAL LABORATORIES, INC.

P.O. Box 150-597, Altamonte Springs, FL 32715-0597
(407) 339-5984

Sample ID: 10954

PARAMETER MONITORING REPORT

GMS # 4060C00092

Mon Well #: GW-MW-2

Well Name:

Classification of Groundwater:

Well Purged* Prior to Sample Collection (Yes/No): NO

Sample Date: 01-18-01

Well Type: [ ] Background
[ ] Site Boundary
[ ] Intermediate
[X] Compliance

Ground Water Elevation (above MSL): 41.27 ft

Storet Code	Parameter Monitored	Sampling Method	Analysis Method	Analysis Result	Units	Sample Filt/Unfilt	Preservative Added
01002	Arsenic		EPA6020	<0.0001	mg/L	Unfilt.	HNO3
01007	Barium		EPA6020	0.0132	mg/L	Unfilt.	HNO3
01027	Cadmium		EPA6020	<0.0001	mg/L	Unfilt.	HNO3
01034	Chromium		EPA6020	0.00867	mg/L	Unfilt.	HNO3
00720	Cyanide		EPA335.2	<0.01	mg/L	Unfilt.	NaOH
00951	Fluoride		EPA340.2	0.0487	mg/L	Unfilt.	None
01051	Lead		EPA6020	0.000224	mg/L	Unfilt.	HNO3
007900	Mercury		EPA7470	<0.0002	mg/L	Unfilt.	HNO3
01067	Nickel		EPA6020	0.00133	mg/L	Unfilt.	HNO3
00620	Nitrate(as N)		EPA353.1	3.73	mg/L	Unfilt.	None
00630	Nitrite(as N)		EPA353.1	<0.03	mg/L	Unfilt.	None
01147	Selenium		EPA6020	0.00421	mg/L	Unfilt.	HNO3
00929	Sodium		EPA6010	16.6	mg/L	Unfilt.	HNO3
01097	Antimony		EPA6020	<0.0001	mg/L	Unfilt.	HNO3
01012	Beryllium		EPA6020	<0.0001	mg/L	Unfilt.	HNO3
01059	Thallium		EPA6020	0.00119	mg/L	Unfilt.	HNO3
34225	Asbestos				MF/L	Unfilt.	None
01105	Aluminum		EPA6020	0.0778	mg/L	Unfilt.	HNO3
00940	Chloride		EPA325.2	2.44	mg/L	Unfilt.	None
01042	Copper		EPA6020	0.00424	mg/L	Unfilt.	HNO3
00951	Fluoride		EPA340.2	0.0487	mg/L	Unfilt.	None
01045	Iron		EPA6010	0.678	mg/L	Unfilt.	HNO3
01055	Manganese		EPA6010	<0.005	mg/L	Unfilt.	HNO3
01077	Silver		EPA6020	0.00288	mg/L	Unfilt.	HNO3
00946	Sulfate		EPA375.4	11.8	mg/L	Unfilt.	None
01092	Zinc		EPA6020	<0.0001	mg/L	Unfilt.	HNO3
	Color (color units)				PCU	Unfilt.	None
	Odor (total odor number)				TON	Unfilt.	None

FLOWERS CHEMICAL L. BORATORIES, INC.

P.O. Box 150-597, Altamonte Springs, FL 32715-0597
(407) 339-5984

Sample ID: 10954

PARAMETER MONITORING REPORT

GMS # 4060C00092

Mon Well #: GW-MW-2

Well Name:

Classification of Groundwater:

Well Purged* Prior to Sample Collection (Yes/No): NO

Sample Date: 01-18-01

Well Type: [ ] Background
[ ] Site Boundary
[ ] Intermediate
[X] Compliance

Ground Water Elevation (above MSL): 41.27 ft

Storet Code	Parameter Monitored	Sampling Method	Analysis Method	Analysis Result	Units	Sample Filt/Unfilt	Preservative Added
00403	pH (units)				pH	Unfilt.	None
	Total Dissovled Solids		EPA160.1	37.9	mg/L	Unfilt.	None
	Foaming Agents		EPA425.1	<0.2	mg/L	Unfilt.	None
034551	1,2,4-trichlorobenzene				ug/L	Unfilt.	Na2S2O3
077093	cis-1,2-dichloroethene				ug/L	Unfilt.	Na2S2O3
081551	Xylene				ug/L	Unfilt.	Na2S2O3
034423	Methylene chloride				ug/L	Unfilt.	Na2S2O3
034536	o-dichlorobenzene				ug/L	Unfilt.	Na2S2O3
034571	Para-dichlorobenzene				ug/L	Unfilt.	Na2S2O3
039175	Vinyl chloride				ug/L	Unfilt.	Na2S2O3
034501	1,1-dichloroethene				ug/L	Unfilt.	Na2S2O3
034546	t-1,2-dichloroethene				ug/L	Unfilt.	Na2S2O3
034531	1,2-dichloroethane				ug/L	Unfilt.	Na2S2O3
034506	1,1,1-trichloroethane				ug/L	Unfilt.	Na2S2O3
032102	Carbon tetrachloride				ug/L	Unfilt.	Na2S2O3
034541	1,2-dichloropropane				ug/L	Unfilt.	Na2S2O3
039180	Trichloroethene				ug/L	Unfilt.	Na2S2O3
0 34511	1,1,2-trichloroethane				ug/L	Unfilt.	Na2S2O3
034475	Tetrachloroethene				ug/L	Unfilt.	Na2S2O3
034301	Chlorobenzene				ug/L	Unfilt.	Na2S2O3
034030	Benzene				ug/L	Unfilt.	Na2S2O3
034010	Toluene				ug/L	Unfilt.	Na2S2O3
034371	Ethylbenzene				ug/L	Unfilt.	Na2S2O3
077128	Styrene				ug/L	Unfilt.	Na2S2O3
082080	TTHM				mg/L	Unfilt.	Na2S2O3
039390	Endrin				ug/L	Unfilt.	None
039340	Lindane				ug/L	Unfilt.	None
039480	Methoxychlor				ug/L	Unfilt.	None

FLOWERS CHEMICAL LABORATORIES, INC.
P.O. Box 150-597, Altamonte Springs, FL 32715-0597
(407) 339-5984

Sample ID: 10954

PARAMETER MONITORING REPORT

GMS # 406OC00092
Mon Well #: GW-MW-2
Well Name:
Classification of Groundwater:

Sample Date: 01-18-01
Well Type: [ ] Background
[ ] Site Boundary
[ ] Intermediate
[X] Compliance

Well Purged* Prior to Sample Collection (Yes/No): NO

Ground Water Elevation (above MSL): 41.27 Ft

Storet Code	Parameter Monitored	Sampling Method	Analysis Method	Analysis Result	Units	Sample Filt/Unfilt	Preservative Added
039400	Toxaphene				ug/L	Unfilt.	None
030200	Dalapon				ug/L	Unfilt.	None
004443	Diquat				ug/L	Unfilt.	None
038926	Endothall				ug/L	Unfilt.	None
039941	Gylphosate				ug/L	Unfilt.	None
077903	Di(2-ethylhexyl) adipate				ug/L	Unfilt.	None
0 82613	Oxamyl (Vydate)				ug/L	Unfilt.	None
039055	Simazine				ug/L	Unfilt.	None
039104	Bis(2-ethylhexyl)phthalate				ug/L	Unfilt.	None
039720	Picloram				ug/L	Unfilt.	None
030191	Dinoseb				ug/L	Unfilt.	None
034386	Hexachlorocyclopentadiene				ug/L	Unfilt.	None
081405	Carbofuran				ug/L	Unfilt.	None
039630	Atrazine				ug/L	Unfilt.	None
077825	Alachlor (Lasso)				ug/L	Unfilt.	None
034675	Dioxin				ug/L	Unfilt.	None
039410	Heptachlor				ug/L	Unfilt.	None
039420	Heptachlor_Epoxide				ug/L	Unfilt.	None
039736	2,4-D				ug/L	Unfilt.	None
039760	2,4,5-TP(Silvex)				ug/L	Unfilt.	None
039700	Hexachlorobenzene				ug/L	Unfilt.	None
034247	Benzo(a)pyrene				ug/L	Unfilt.	None
039032	Pentachlorophenol				ug/L	Unfilt.	None
039516	Total_PCB				ug/L	Unfilt.	None
038760	Dibromochloropropane				ug/L	Unfilt.	Na2S2O3
039082	Ethylene dibromide				ug/L	Unfilt.	Na2S2O3
039350	Chlordane				ug/L	Unfilt.	None
001516	Gross alpha		EPA900	2.30	pCi/L	Unfilt.	None

FLOWERS CHEMICAL LABORATORIES, INC.

P.O. Box 150-597, Altamonte Springs, FL 32715-0597
(407) 339-5984

Sample ID: 10954

PARAMETER MONITORING REPORT

GMS # 406QC0009Q

Mon Well #: GW-MW-2

Well Name: _____

Classification of Groundwater: _____

Well Purged* Prior to Sample Collection (Yes/No): no

Sample Date: 01-18-01

Well Type: [ ] Background
[ ] Site Boundary
[ ] Intermediate
[ ] Compliance

Ground Water Elevation (above MSL): 41.27

Storet Code	Parameter Monitored	Sampling Method	Analysis Method	Analysis Result	Units	Sample Filt/Unfilt	Preservative Added
001506	Analysis_Error(Ga)		EPA900	0.500	pCi/L	Unfilt.	None

FLOWERS CHEMICAL LABORATORIES, INC.

P.O. Box 150-597, Altamonte Springs, FL 32715-0597
(407) 339-5984

Sample ID: 10948

PARAMETER MONITORING REPORT

GMS # 4060C00092

Mon Well #: GW-MW-4

Well Name:

Classification of Groundwater:

Well Purged* Prior to Sample Collection (Yes/No): NO

Sample Date: 01-18-01

Well Type: [ ] Background
[ ] Site Boundary
[ ] Intermediate
[X] Compliance

Ground Water Elevation (above MSL): 41.36 ft

Storet Code	Parameter Monitored	Sampling Method	Analysis Method	Analysis Result	Units	Sample Filt/Unfilt	Preservative Added
01002	Arsenic		EPA6020	0.000191	mg/L	Unfilt.	HNO3
01007	Barium		EPA6020	0.00889	mg/L	Unfilt.	HNO3
01027	Cadmium		EPA6020	<0.0001	mg/L	Unfilt.	HNO3
01034	Chromium		EPA6020	0.0119	mg/L	Unfilt.	HNO3
00720	Cyanide		EPA335.2	<0.01	mg/L	Unfilt.	NaOH
00951	Fluoride		EPA340.2	0.0710	mg/L	Unfilt.	None
01051	Lead		EPA6020	0.0117	mg/L	Unfilt.	HNO3
007900	Mercury		EPA7470	<0.0002	mg/L	Unfilt.	HNO3
01067	Nickel		EPA6020	0.00317	mg/L	Unfilt.	HNO3
00620	Nitrate(as N)		EPA353.1	10.6	mg/L	Unfilt.	None
00630	Nitrite(as N)		EPA353.1	0.0435	mg/L	Unfilt.	None
01147	Selenium		EPA6020	0.0213	mg/L	Unfilt.	HNO3
00929	Sodium		EPA6010	41.2	mg/L	Unfilt.	HNO3
01097	Antimony		EPA6020	<0.0001	mg/L	Unfilt.	HNO3
01012	Beryllium		EPA6020	<0.0001	mg/L	Unfilt.	HNO3
01059	Thallium		EPA6020	0.00409	mg/L	Unfilt.	HNO3
34225	Asbestos				MF/L	Unfilt.	None
01105	Aluminum		EPA6020	0.0191	mg/L	Unfilt.	HNO3
00940	Chloride		EPA325.2	51.4	mg/L	Unfilt.	None
01042	Copper		EPA6020	0.00387	mg/L	Unfilt.	HNO3
00951	Fluoride		EPA340.2	0.0710	mg/L	Unfilt.	None
01045	Iron		EPA6010	<0.01	mg/L	Unfilt.	HNO3
01055	Manganese		EPA6010	<0.005	mg/L	Unfilt.	HNO3
01077	Silver		EPA6020	<0.00005	mg/L	Unfilt.	HNO3
00946	Sulfate		EPA375.4	5.25	mg/L	Unfilt.	None
01092	Zinc		EPA6020	<0.0001	mg/L	Unfilt.	HNO3
	Color (color units)				PCU	Unfilt.	None
	Odor (total odor number)				TON	Unfilt.	None

FLOWERS CHEMICAL LABORATORIES, INC.
P.O. Box 150-597, Altamonte Springs, FL 32715-0597
(407) 339-5984

Sample ID: 10948

PARAMETER MONITORING REPORT

GMS # 4016CC00092
Mon Well #: GW-MW-4
Well Name:
Classification of Groundwater:

Sample Date: 01-18-01
Well Type: [ ] Background
[ ] Site Boundary
[ ] Intermediate
[X] Compliance

Well Purged* Prior to Sample Collection (Yes/No): NO

Ground Water Elevation (above MSL): 41.36 ft

Storet Code	Parameter Monitored	Sampling Method	Analysis Method	Analysis Result	Units	Sample Filt/Unfilt	Preservative Added
00403	pH (units)				pH	Unfilt.	None
	Total Dissovled Solids		EPA160.1	278	mg/L	Unfilt.	None
	Foaming Agents		EPA425.1	<0.2	mg/L	Unfilt.	None
034551	1,2,4-trichlorobenzene				ug/L	Unfilt.	Na2S2O3
077093	cis-1,2-dichloroethene				ug/L	Unfilt.	Na2S2O3
081551	Xylene				ug/L	Unfilt.	Na2S2O3
034423	Methylene chloride				ug/L	Unfilt.	Na2S2O3
034536	o-dichlorobenzene				ug/L	Unfilt.	Na2S2O3
034571	Para-dichlorobenzene				ug/L	Unfilt.	Na2S2O3
039175	Vinyl chloride				ug/L	Unfilt.	Na2S2O3
034501	1,1-dichloroethene				ug/L	Unfilt.	Na2S2O3
034546	t-1,2-dichloroethene				ug/L	Unfilt.	Na2S2O3
034531	1,2-dichloroethane				ug/L	Unfilt.	Na2S2O3
034506	1,1,1-trichloroethane				ug/L	Unfilt.	Na2S2O3
032102	Carbon tetrachloride				ug/L	Unfilt.	Na2S2O3
034541	1,2-dichloropropane				ug/L	Unfilt.	Na2S2O3
039180	Trichloroethene				ug/L	Unfilt.	Na2S2O3
0 34511	1,1,2-trichloroethane				ug/L	Unfilt.	Na2S2O3
034475	Tetrachloroethene				ug/L	Unfilt.	Na2S2O3
034301	Chlorobenzene				ug/L	Unfilt.	Na2S2O3
034030	Benzene				ug/L	Unfilt.	Na2S2O3
034010	Toluene				ug/L	Unfilt.	Na2S2O3
034371	Ethylbenzene				ug/L	Unfilt.	Na2S2O3
077128	Styrene				ug/L	Unfilt.	Na2S2O3
082080	TTHM				mg/L	Unfilt.	Na2S2O3
039390	Endrin				ug/L	Unfilt.	None
039340	Lindane				ug/L	Unfilt.	None
039480	Methoxychlor				ug/L	Unfilt.	None

FLOWERS CHEMICAL LABORATORIES, INC.

P.O. Box 150-597, Altamonte Springs, FL 32715-0597
(407) 339-5984

Sample ID: 10948

PARAMETER MONITORING REPORT

GMS # 40600C00092
Mon Well #: GW-MW-4
Well Name: _____
Classification of Groundwater: _____

Well Purged* Prior to
Sample Collection (Yes/No): NO

Sample Date: 01-18-01
Well Type: [ ] Background
[ ] Site Boundary
[ ] Intermediate
[X] Compliance

Ground Water Elevation
(above MSL): 41.36 ft

Storet Code	Parameter Monitored	Sampling Method	Analysis Method	Analysis Result	Units	Sample Filt/Unfilt	Preservative Added
039400	Toxaphene				ug/L	Unfilt.	None
030200	Dalapon				ug/L	Unfilt.	None
004443	Diquat				ug/L	Unfilt.	None
038926	Endothall				ug/L	Unfilt.	None
039941	Gylphosate				ug/L	Unfilt.	None
077903	Di(2-ethylhexyl) adipate				ug/L	Unfilt.	None
0 82613	Oxamyl (Vydate)				ug/L	Unfilt.	None
039055	Simazine				ug/L	Unfilt.	None
039104	Bis(2-ethylhexyl)phthalate				ug/L	Unfilt.	None
039720	Picloram				ug/L	Unfilt.	None
030191	Dinoseb				ug/L	Unfilt.	None
034386	Hexachlorocyclopentadiene				ug/L	Unfilt.	None
081405	Carbofuran				ug/L	Unfilt.	None
039630	Atrazine				ug/L	Unfilt.	None
077825	Alachlor (Lasso)				ug/L	Unfilt.	None
034675	Dioxin				ug/L	Unfilt.	None
039410	Heptachlor				ug/L	Unfilt.	None
039420	Heptachlor_Epoxide				ug/L	Unfilt.	None
039736	2,4-D				ug/L	Unfilt.	None
039760	2,4,5-TP(Silvex)				ug/L	Unfilt.	None
039700	Hexachlorobenzene				ug/L	Unfilt.	None
034247	Benzo(a)pyrene				ug/L	Unfilt.	None
039032	Pentachlorophenol				ug/L	Unfilt.	None
039516	Total_PCB				ug/L	Unfilt.	None
038760	Dibromochloropropane				ug/L	Unfilt.	Na2S2O3
039082	Ethylene dibromide				ug/L	Unfilt.	Na2S2O3
039350	Chlordane				ug/L	Unfilt.	None
001516	Gross alpha		EPA900	15.1	pCi/L	Unfilt.	None

FLOWERS CHEMICAL LABORATORIES, INC.

P.O. Box 150-597, Altamonte Springs, FL 32715-0597
(407) 339-5984

Sample ID: 10948

PARAMETER MONITORING REPORT

GMS # 4060C00092

Mon Well #: GW-MW-4

Well Name: _____

Classification of Groundwater: _____

Well Purged* Prior to Sample Collection (Yes/No): NO

Sample Date: 01-18-01

Well Type: [ ] Background
[ ] Site Boundary
[ ] Intermediate
[X] Compliance

Ground Water Elevation (above MSL): 41.36 ft

Storet Code	Parameter Monitored	Sampling Method	Analysis Method	Analysis Result	Units	Sample Filt/Unfilt	Preservative Added
001506	Analysis_Error(Ga)		EPA900	3.80	pCi/L	Unfilt.	None

FLOWERS CHEMICAL LABORATORIES, INC.

P.O. Box 150-597, Altamonte Springs, FL 32715-0597
(407) 339-5984

Sample ID: 10951

PARAMETER MONITORING REPORT

GMS # 4060 Comp 2

Mon Well #: GW-MW-6A

Well Name: _____

Classification of Groundwater: _____

Well Purged* Prior to Sample Collection (Yes/No): NO

Sample Date: 01-18-01

Well Type: [ ] Background [ ] Site Boundary [ ] Intermediate [ ] Compliance

Ground Water Elevation (above MSL): 41.60

Storet Code	Parameter Monitored	Sampling Method	Analysis Method	Analysis Result	Units	Sample Filt/Unfilt	Preservative Added
01002	Arsenic		EPA6020	<0.0001	mg/L	Unfilt.	HNO3
01007	Barium		EPA6020	0.00180	mg/L	Unfilt.	HNO3
01027	Cadmium		EPA6020	<0.0001	mg/L	Unfilt.	HNO3
01034	Chromium		EPA6020	0.00543	mg/L	Unfilt.	HNO3
00720	Cyanide		EPA335.2	<0.01	mg/L	Unfilt.	NaOH
00951	Fluoride		EPA340.2	0.0607	mg/L	Unfilt.	None
01051	Lead		EPA6020	<0.0001	mg/L	Unfilt.	HNO3
007900	Mercury		EPA7470	<0.0002	mg/L	Unfilt.	HNO3
01067	Nickel		EPA6020	0.000856	mg/L	Unfilt.	HNO3
00620	Nitrate(as N)		EPA353.1	5.23	mg/L	Unfilt.	None
00630	Nitrite(as N)		EPA353.1	<0.03	mg/L	Unfilt.	None
01147	Selenium		EPA6020	0.00906	mg/L	Unfilt.	HNO3
00929	Sodium		EPA6010	4.43	mg/L	Unfilt.	HNO3
01097	Antimony		EPA6020	<0.0001	mg/L	Unfilt.	HNO3
01012	Beryllium		EPA6020	<0.0001	mg/L	Unfilt.	HNO3
01059	Thallium		EPA6020	0.00206	mg/L	Unfilt.	HNO3
34225	Asbestos				MF/L	Unfilt.	None
01105	Aluminum		EPA6020	0.0121	mg/L	Unfilt.	HNO3
00940	Chloride		EPA325.2	7.75	mg/L	Unfilt.	None
01042	Copper		EPA6020	0.000435	mg/L	Unfilt.	HNO3
00951	Fluoride		EPA340.2	0.0607	mg/L	Unfilt.	None
01045	Iron		EPA6010	<0.01	mg/L	Unfilt.	HNO3
01055	Manganese		EPA6010	<0.005	mg/L	Unfilt.	HNO3
01077	Silver		EPA6020	<0.00005	mg/L	Unfilt.	HNO3
00946	Sulfate		EPA375.4	7.05	mg/L	Unfilt.	None
01092	Zinc		EPA6020	<0.0001	mg/L	Unfilt.	HNO3
	Color (color units)				PCU	Unfilt.	None
	Odor (total odor number)				TON	Unfilt.	None

FLOWERS CHEMICAL LABORATORIES, INC.

P.O. Box 150-597, Altamonte Springs, FL 32715-0597
(407) 339-5984

Sample ID: 10951

PARAMETER MONITORING REPORT

GMS # 406OC00098

Mon Well #: GW-MW-6A

Well Name: _____

Classification of Groundwater: _____

Well Purged* Prior to Sample Collection (Yes/No): NO

Sample Date: 01-18-01

Well Type: [ ] Background
[ ] Site Boundary
[ ] Intermediate
[ ] Compliance

Ground Water Elevation (above MSL): 41.60ft

Storet Code	Parameter Monitored	Sampling Method	Analysis Method	Analysis Result	Units	Sample Filt/Unfilt	Preservative Added
00403	pH (units)				pH	Unfilt.	None
	Total Dissovled Solids		EPA160.1	270	mg/L	Unfilt.	None
	Foaming Agents		EPA425.1	<0.2	mg/L	Unfilt.	None
034551	1,2,4-trichlorobenzene				ug/L	Unfilt.	Na2S2O3
077093	cis-1,2-dichloroethene				ug/L	Unfilt.	Na2S2O3
081551	Xylene				ug/L	Unfilt.	Na2S2O3
034423	Methylene chloride				ug/L	Unfilt.	Na2S2O3
034536	o-dichlorobenzene				ug/L	Unfilt.	Na2S2O3
034571	Para-dichlorobenzene				ug/L	Unfilt.	Na2S2O3
039175	Vinyl chloride				ug/L	Unfilt.	Na2S2O3
034501	1,1-dichloroethene				ug/L	Unfilt.	Na2S2O3
034546	t-1,2-dichloroethene				ug/L	Unfilt.	Na2S2O3
034531	1,2-dichloroethane				ug/L	Unfilt.	Na2S2O3
034506	1,1,1-trichloroethane				ug/L	Unfilt.	Na2S2O3
032102	Carbon tetrachloride				ug/L	Unfilt.	Na2S2O3
034541	1,2-dichloropropane				ug/L	Unfilt.	Na2S2O3
039180	Trichloroethene				ug/L	Unfilt.	Na2S2O3
0 34511	1,1,2-trichloroethane				ug/L	Unfilt.	Na2S2O3
034475	Tetrachloroethene				ug/L	Unfilt.	Na2S2O3
034301	Chlorobenzene				ug/L	Unfilt.	Na2S2O3
034030	Benzene				ug/L	Unfilt.	Na2S2O3
034010	Toluene				ug/L	Unfilt.	Na2S2O3
034371	Ethylbenzene				ug/L	Unfilt.	Na2S2O3
077128	Styrene				ug/L	Unfilt.	Na2S2O3
082080	TTHM				mg/L	Unfilt.	Na2S2O3
039390	Endrin				ug/L	Unfilt.	None
039340	Lindane				ug/L	Unfilt.	None
039480	Methoxychlor				ug/L	Unfilt.	None

FLOWERS CHEMICAL LABORATORIES, INC.

P.O. Box 150-597, Altamonte Springs, FL 32715-0597
(407) 339-5984

Sample ID: 10951

PARAMETER MONITORING REPORT

GMS # 406CC00092

Mon Well #: GW-MW-6A

Well Name: _____

Classification of Groundwater: _____

Well Purged* Prior to Sample Collection (Yes/No): NO

Sample Date: 01-18-01

Well Type: [ ] Background
[ ] Site Boundary
[ ] Intermediate
[ ] Compliance

Ground Water Elevation (above MSL): 41.60 Ft

Storet Code	Parameter Monitored	Sampling Method	Analysis Method	Analysis Result	Units	Sample Filt/Unfilt	Preservative Added
039400	Toxaphene				ug/L	Unfilt.	None
030200	Dalapon				ug/L	Unfilt.	None
004443	Diquat				ug/L	Unfilt.	None
038926	Endothall				ug/L	Unfilt.	None
039941	Gylphosate				ug/L	Unfilt.	None
077903	Di(2-ethylhexyl) adipate				ug/L	Unfilt.	None
0 82613	Oxamyl (Vydate)				ug/L	Unfilt.	None
039055	Simazine				ug/L	Unfilt.	None
039104	Bis(2-ethylhexyl)phthalate				ug/L	Unfilt.	None
039720	Picloram				ug/L	Unfilt.	None
030191	Dinoseb				ug/L	Unfilt.	None
034386	Hexachlorocyclopentadiene				ug/L	Unfilt.	None
081405	Carbofuran				ug/L	Unfilt.	None
039630	Atrazine				ug/L	Unfilt.	None
077825	Alachlor (Lasso)				ug/L	Unfilt.	None
034675	Dioxin				ug/L	Unfilt.	None
039410	Heptachlor				ug/L	Unfilt.	None
039420	Heptachlor_Epoxide				ug/L	Unfilt.	None
039736	2,4-D				ug/L	Unfilt.	None
039760	2,4,5-TP(Silvex)				ug/L	Unfilt.	None
039700	Hexachlorobenzene				ug/L	Unfilt.	None
034247	Benzo(a)pyrene				ug/L	Unfilt.	None
039032	Pentachlorophenol				ug/L	Unfilt.	None
039516	Total_PCB				ug/L	Unfilt.	None
038760	Dibromochloropropane				ug/L	Unfilt.	Na2S2O3
039082	Ethylene dibromide				ug/L	Unfilt.	Na2S2O3
039350	Chlordane				ug/L	Unfilt.	None
001516	Gross alpha		EPA900	1.60	pCi/L	Unfilt.	None

FLOWERS CHEMICAL LABORATORIES, INC.

P.O. Box 150-597, Altamonte Springs, FL 32715-0597
(407) 339-5984

Sample ID: 10951

PARAMETER MONITORING REPORT

GMS # 406OC00092

Mon Well #: GW-MW-6A

Well Name: _____

Classification of Groundwater: _____

Well Purged* Prior to Sample Collection (Yes/No): NO

Sample Date: 01-18-01

Well Type: [ ] Background
[ ] Site Boundary
[ ] Intermediate
[ ] Compliance

Ground Water Elevation (above MSL): 41.60 ft

Storet Code	Parameter Monitored	Sampling Method	Analysis Method	Analysis Result	Units	Sample Filt/Unfilt	Preservative Added
001506	Analysis_Error(Ga)		EPA900	0.900	pCi/L	Unfilt.	None

FLOWERS CHEMICAL LABORATORIES, INC.
P.O. Box 150-597, Altamonte Springs, FL 32715-0597
(407) 339-5984

Sample ID: 10950

PARAMETER MONITORING REPORT

GMS # 406CC00092
Mon Well #: GW-MW-7
Well Name: _____
Classification of Groundwater: _____

Sample Date: 01-18-01
Well Type: [ ] Background
[ ] Site Boundary
[ ] Intermediate
[ ] Compliance

Well Purged* Prior to Sample Collection (Yes/No): No

Ground Water Elevation (above MSL): 41.64 Ft

Storet Code	Parameter Monitored	Sampling Method	Analysis Method	Analysis Result	Units	Sample Filt/Unfilt	Preservative Added
01002	Arsenic		EPA6020	<0.0001	mg/L	Unfilt.	HNO3
01007	Barium		EPA6020	0.00327	mg/L	Unfilt.	HNO3
01027	Cadmium		EPA6020	<0.0001	mg/L	Unfilt.	HNO3
01034	Chromium		EPA6020	0.0113	mg/L	Unfilt.	HNO3
00720	Cyanide		EPA335.2	<0.01	mg/L	Unfilt.	NaOH
00951	Fluoride		EPA340.2	0.0604	mg/L	Unfilt.	None
01051	Lead		EPA6020	0.000117	mg/L	Unfilt.	HNO3
007900	Mercury		EPA7470	<0.0002	mg/L	Unfilt.	HNO3
01067	Nickel		EPA6020	0.00146	mg/L	Unfilt.	HNO3
00620	Nitrate(as N)		EPA353.1	4.33	mg/L	Unfilt.	None
00630	Nitrite(as N)		EPA353.1	<0.03	mg/L	Unfilt.	None
01147	Selenium		EPA6020	0.0116	mg/L	Unfilt.	HNO3
00929	Sodium		EPA6010	4.98	mg/L	Unfilt.	HNO3
01097	Antimony		EPA6020	<0.0001	mg/L	Unfilt.	HNO3
01012	Beryllium		EPA6020	<0.0001	mg/L	Unfilt.	HNO3
01059	Thallium		EPA6020	0.00283	mg/L	Unfilt.	HNO3
34225	Asbestos				MF/L	Unfilt.	None
01105	Aluminum		EPA6020	0.0589	mg/L	Unfilt.	HNO3
00940	Chloride		EPA325.2	8.93	mg/L	Unfilt.	None
01042	Copper		EPA6020	0.00111	mg/L	Unfilt.	HNO3
00951	Fluoride		EPA340.2	0.0604	mg/L	Unfilt.	None
01045	Iron		EPA6010	0.0203	mg/L	Unfilt.	HNO3
01055	Manganese		EPA6010	<0.005	mg/L	Unfilt.	HNO3
01077	Silver		EPA6020	<0.00005	mg/L	Unfilt.	HNO3
00946	Sulfate		EPA375.4	3.46	mg/L	Unfilt.	None
01092	Zinc		EPA6020	<0.0001	mg/L	Unfilt.	HNO3
	Color (color units)				PCU	Unfilt.	None
	Odor (total odor number)				TON	Unfilt.	None

FLOWERS CHEMICAL LABORATORIES, INC.

P.O. Box 150-597, Altamonte Springs, FL 32715-0597
(407) 339-5984

Sample ID: 10950

PARAMETER MONITORING REPORT

GMS # 40b0C00092
Mon Well #: GW-MW-7
Well Name: _____
Classification of Groundwater: _____

Well Purged* Prior to Sample Collection (Yes/No): no

Sample Date: 01-18-01
Well Type: [ ] Background
[ ] Site Boundary
[ ] Intermediate
[ ] Compliance

Ground Water Elevation (above MSL): 41.64 ft

Storet Code	Parameter Monitored	Sampling Method	Analysis Method	Analysis Result	Units	Sample Filt/Unfilt	Preservative Added
00403	pH (units)				pH	Unfilt.	None
	Total Dissovled Solids		EPA160.1	338	mg/L	Unfilt.	None
	Foaming Agents		EPA425.1	<0.2	mg/L	Unfilt.	None
034551	1,2,4-trichlorobenzene				ug/L	Unfilt.	Na2S2O3
077093	cis-1,2-dichloroethene				ug/L	Unfilt.	Na2S2O3
081551	Xylene				ug/L	Unfilt.	Na2S2O3
034423	Methylene chloride				ug/L	Unfilt.	Na2S2O3
034536	o-dichlorobenzene				ug/L	Unfilt.	Na2S2O3
034571	Para-dichlorobenzene				ug/L	Unfilt.	Na2S2O3
039175	Vinyl chloride				ug/L	Unfilt.	Na2S2O3
034501	1,1-dichloroethene				ug/L	Unfilt.	Na2S2O3
034546	t-1,2-dichloroethene				ug/L	Unfilt.	Na2S2O3
034531	1,2-dichloroethane				ug/L	Unfilt.	Na2S2O3
034506	1,1,1-trichloroethane				ug/L	Unfilt.	Na2S2O3
032102	Carbon tetrachloride				ug/L	Unfilt.	Na2S2O3
034541	1,2-dichloropropane				ug/L	Unfilt.	Na2S2O3
039180	Trichloroethene				ug/L	Unfilt.	Na2S2O3
0 34511	1,1,2-trichloroethane				ug/L	Unfilt.	Na2S2O3
034475	Tetrachloroethene				ug/L	Unfilt.	Na2S2O3
034301	Chlorobenzene				ug/L	Unfilt.	Na2S2O3
034030	Benzene				ug/L	Unfilt.	Na2S2O3
034010	Toluene				ug/L	Unfilt.	Na2S2O3
034371	Ethylbenzene				ug/L	Unfilt.	Na2S2O3
077128	Styrene				ug/L	Unfilt.	Na2S2O3
082080	TTHM				mg/L	Unfilt.	Na2S2O3
039390	Endrin				ug/L	Unfilt.	None
039340	Lindane				ug/L	Unfilt.	None
039480	Methoxychlor				ug/L	Unfilt.	None

FLOWERS CHEMICAL LABORATORIES, INC.

P.O. Box 150-597, Altamonte Springs, FL 32715-0597
(407) 339-5984

Sample ID: 10950

PARAMETER MONITORING REPORT

GMS # 4060C00092

Mon Well #: GW-MW-7

Well Name: _____

Classification of Groundwater: _____

Well Purged* Prior to Sample Collection (Yes/No): NO

Sample Date: 01-18-01

Well Type: [ ] Background [ ] Site Boundary [ ] Intermediate [ ] Compliance

Ground Water Elevation (above MSL): 41.64 FT

Storet Code	Parameter Monitored	Sampling Method	Analysis Method	Analysis Result	Units	Sample Filt/Unfilt	Preservative Added
039400	Toxaphene				ug/L	Unfilt.	None
030200	Dalapon				ug/L	Unfilt.	None
004443	Diquat				ug/L	Unfilt.	None
038926	Endothall				ug/L	Unfilt.	None
039941	Gylphosate				ug/L	Unfilt.	None
077903	Di(2-ethylhexyl) adipate				ug/L	Unfilt.	None
0 82613	Oxamyl (Vydate)				ug/L	Unfilt.	None
039055	Simazine				ug/L	Unfilt.	None
039104	Bis(2-ethylhexyl)phthalate				ug/L	Unfilt.	None
039720	Picloram				ug/L	Unfilt.	None
030191	Dinoseb				ug/L	Unfilt.	None
034386	Hexachlorocyclopentadiene				ug/L	Unfilt.	None
081405	Carbofuran				ug/L	Unfilt.	None
039630	Atrazine				ug/L	Unfilt.	None
077825	Alachlor (Lasso)				ug/L	Unfilt.	None
034675	Dioxin				ug/L	Unfilt.	None
039410	Heptachlor				ug/L	Unfilt.	None
039420	Heptachlor_Epoxide				ug/L	Unfilt.	None
039736	2,4-D				ug/L	Unfilt.	None
039760	2,4,5-TP(Silvex)				ug/L	Unfilt.	None
039700	Hexachlorobenzene				ug/L	Unfilt.	None
034247	Benzo(a)pyrene				ug/L	Unfilt.	None
039032	Pentachlorophenol				ug/L	Unfilt.	None
039516	Total_PCB				ug/L	Unfilt.	None
038760	Dibromochloropropane				ug/L	Unfilt.	Na2S2O3
039082	Ethylene dibromide				ug/L	Unfilt.	Na2S2O3
039350	Chlordane				ug/L	Unfilt.	None
001516	Gross alpha		EPA900	1.20	pCi/L	Unfilt.	None

FLOWERS CHEMICAL LABORATORIES, INC.

P.O. Box 150-597, Altamonte Springs, FL 32715-0597
(407) 339-5984

Sample ID: 10950

PARAMETER MONITORING REPORT

GMS # 40600C00092

Mon Well #: GW-MW-7

Well Name: _____

Classification of Groundwater: _____

Well Purged* Prior to Sample Collection (Yes/No): NO

Sample Date: 01-18-01

Well Type: [ ] Background
[ ] Site Boundary
[ ] Intermediate
[ ] Compliance

Ground Water Elevation (above MSL): 41.64

Storet Code	Parameter Monitored	Sampling Method	Analysis Method	Analysis Result	Units	Sample Filt/Unfilt	Preservative Added
001506	Analysis_Error(Ga)		EPA900	0.900	pCi/L	Unfilt.	None

FLOWERS CHEMICAL LABORATORIES, INC.

P.O. Box 150-597, Altamonte Springs, FL 32715-0597
(407) 339-5984

Sample ID: 10952

PARAMETER MONITORING REPORT

GMS # 406OC00092

Mon Well #: GW-MW-8

Well Name: _____

Classification of Groundwater: _____

Well Purged* Prior to Sample Collection (Yes/No): NO

Sample Date: 01-18-01

Well Type: [ ] Background [ ] Site Boundary [ ] Intermediate [ ] Compliance

Ground Water Elevation (above MSL): 42.06 FT

Storet Code	Parameter Monitored	Sampling Method	Analysis Method	Analysis Result	Units	Sample Filt/Unfilt	Preservative Added
01002	Arsenic		EPA6020	<0.0001	mg/L	Unfilt.	HNO3
01007	Barium		EPA6020	0.00167	mg/L	Unfilt.	HNO3
01027	Cadmium		EPA6020	<0.0001	mg/L	Unfilt.	HNO3
01034	Chromium		EPA6020	0.00561	mg/L	Unfilt.	HNO3
00720	Cyanide		EPA335.2	<0.01	mg/L	Unfilt.	NaOH
00951	Fluoride		EPA340.2	0.0608	mg/L	Unfilt.	None
01051	Lead		EPA6020	<0.0001	mg/L	Unfilt.	HNO3
007900	Mercury		EPA7470	<0.0002	mg/L	Unfilt.	HNO3
01067	Nickel		EPA6020	0.000889	mg/L	Unfilt.	HNO3
00620	Nitrate(as N)		EPA353.1	1.64	mg/L	Unfilt.	None
00630	Nitrite(as N)		EPA353.1	<0.03	mg/L	Unfilt.	None
01147	Selenium		EPA6020	0.00806	mg/L	Unfilt.	HNO3
00929	Sodium		EPA6010	5.77	mg/L	Unfilt.	HNO3
01097	Antimony		EPA6020	<0.0001	mg/L	Unfilt.	HNO3
01012	Beryllium		EPA6020	<0.0001	mg/L	Unfilt.	HNO3
01059	Thallium		EPA6020	0.00159	mg/L	Unfilt.	HNO3
34225	Asbestos				MF/L	Unfilt.	None
01105	Aluminum		EPA6020	0.0120	mg/L	Unfilt.	HNO3
00940	Chloride		EPA325.2	7.31	mg/L	Unfilt.	None
01042	Copper		EPA6020	0.000589	mg/L	Unfilt.	HNO3
00951	Fluoride		EPA340.2	0.0608	mg/L	Unfilt.	None
01045	Iron		EPA6010	<0.01	mg/L	Unfilt.	HNO3
01055	Manganese		EPA6010	<0.005	mg/L	Unfilt.	HNO3
01077	Silver		EPA6020	<0.00005	mg/L	Unfilt.	HNO3
00946	Sulfate		EPA375.4	3.61	mg/L	Unfilt.	None
01092	Zinc		EPA6020	<0.0001	mg/L	Unfilt.	HNO3
	Color (color units)				PCU	Unfilt.	None
	Odor (total odor number)				TON	Unfilt.	None

FLOWERS CHEMICAL LABORATORIES, INC.

P.O. Box 150-597, Altamonte Springs, FL 32715-0597
(407) 339-5984

Sample ID: 10952

PARAMETER MONITORING REPORT

GMS # 406DC00092
Mon Well #: GW-MW-8
Well Name:
Classification of Groundwater:

Sample Date: 01-18-01
Well Type: [ ] Background
[ ] Site Boundary
[ ] Intermediate
[ ] Compliance

Well Purged* Prior to Sample Collection (Yes/No): No

Ground Water Elevation (above MSL): 42.06 ft

Storet Code	Parameter Monitored	Sampling Method	Analysis Method	Analysis Result	Units	Sample Filt/Unfilt	Preservative Added
00403	pH (units)				pH	Unfilt.	None
	Total Dissovled Solids		EPA160.1	256	mg/L	Unfilt.	None
	Foaming Agents		EPA425.1	<0.2	mg/L	Unfilt.	None
034551	1,2,4-trichlorobenzene				ug/L	Unfilt.	Na2S2O3
077093	cis-1,2-dichloroethene				ug/L	Unfilt.	Na2S2O3
081551	Xylene				ug/L	Unfilt.	Na2S2O3
034423	Methylene chloride				ug/L	Unfilt.	Na2S2O3
034536	o-dichlorobenzene				ug/L	Unfilt.	Na2S2O3
034571	Para-dichlorobenzene				ug/L	Unfilt.	Na2S2O3
039175	Vinyl chloride				ug/L	Unfilt.	Na2S2O3
034501	1,1-dichloroethene				ug/L	Unfilt.	Na2S2O3
034546	t-1,2-dichloroethene				ug/L	Unfilt.	Na2S2O3
034531	1,2-dichloroethane				ug/L	Unfilt.	Na2S2O3
034506	1,1,1-trichloroethane				ug/L	Unfilt.	Na2S2O3
032102	Carbon tetrachloride				ug/L	Unfilt.	Na2S2O3
034541	1,2-dichloropropane				ug/L	Unfilt.	Na2S2O3
039180	Trichloroethene				ug/L	Unfilt.	Na2S2O3
0 34511	1,1,2-trichloroethane				ug/L	Unfilt.	Na2S2O3
034475	Tetrachloroethene				ug/L	Unfilt.	Na2S2O3
034301	Chlorobenzene				ug/L	Unfilt.	Na2S2O3
034030	Benzene				ug/L	Unfilt.	Na2S2O3
034010	Toluene				ug/L	Unfilt.	Na2S2O3
034371	Ethylbenzene				ug/L	Unfilt.	Na2S2O3
077128	Styrene				ug/L	Unfilt.	Na2S2O3
082080	TTHM				mg/L	Unfilt.	Na2S2O3
039390	Endrin				ug/L	Unfilt.	None
039340	Lindane				ug/L	Unfilt.	None
039480	Methoxychlor				ug/L	Unfilt.	None

FLOWERS CHEMICAL LABORATORIES, INC.

P.O. Box 150-597, Altamonte Springs, FL 32715-0597
(407) 339-5984

Sample ID: 10952

PARAMETER MONITORING REPORT

GMS # 4060C00092
Mon Well #: GW-MW-8
Well Name: _____
Classification of Groundwater: _____

Well Purged* Prior to
Sample Collection (Yes/No): NO

Sample Date: 01-18-01
Well Type: [ ] Background
[ ] Site Boundary
[ ] Intermediate
[ ] Compliance

Ground Water Elevation
(above MSL): 42.06 FT

Storet Code	Parameter Monitored	Sampling Method	Analysis Method	Analysis Result	Units	Sample Filt/Unfilt	Preservative Added
039400	Toxaphene				ug/L	Unfilt.	None
030200	Dalapon				ug/L	Unfilt.	None
004443	Diquat				ug/L	Unfilt.	None
038926	Endothall				ug/L	Unfilt.	None
039941	Gylphosate				ug/L	Unfilt.	None
077903	Di(2-ethylhexyl) adipate				ug/L	Unfilt.	None
0 82613	Oxamyl (Vydate)				ug/L	Unfilt.	None
039055	Simazine				ug/L	Unfilt.	None
039104	Bis(2-ethylhexyl)phthalate				ug/L	Unfilt.	None
039720	Picloram				ug/L	Unfilt.	None
030191	Dinoseb				ug/L	Unfilt.	None
034386	Hexachlorocyclopentadiene				ug/L	Unfilt.	None
081405	Carbofuran				ug/L	Unfilt.	None
039630	Atrazine				ug/L	Unfilt.	None
077825	Alachlor (Lasso)				ug/L	Unfilt.	None
034675	Dioxin				ug/L	Unfilt.	None
039410	Heptachlor				ug/L	Unfilt.	None
039420	Heptachlor_Epoxide				ug/L	Unfilt.	None
039736	2,4-D				ug/L	Unfilt.	None
039760	2,4,5-TP(Silvex)				ug/L	Unfilt.	None
039700	Hexachlorobenzene				ug/L	Unfilt.	None
034247	Benzo(a)pyrene				ug/L	Unfilt.	None
039032	Pentachlorophenol				ug/L	Unfilt.	None
039516	Total_PCB				ug/L	Unfilt.	None
038760	Dibromochloropropane				ug/L	Unfilt.	Na2S2O3
039082	Ethylene dibromide				ug/L	Unfilt.	Na2S2O3
039350	Chlordane				ug/L	Unfilt.	None
001516	Gross alpha		EPA900	2.20	pCi/L	Unfilt.	None

FLOWERS CHEMICAL LABORATORIES, INC.

P.O. Box 150-597, Altamonte Springs, FL 32715-0597
(407) 339-5984

Sample ID: 10952

PARAMETER MONITORING REPORT

GMS # 406OC00092

Mon Well #: GW-MW-8

Well Name: _____

Classification of Groundwater: _____

Well Purged* Prior to Sample Collection (Yes/No): NO

Sample Date: 01-18-01

Well Type: [ ] Background
[ ] Site Boundary
[ ] Intermediate
[ ] Compliance

Ground Water Elevation (above MSL): 42.06 FT

Storet Code	Parameter Monitored	Sampling Method	Analysis Method	Analysis Result	Units	Sample Filt/Unfilt	Preservative Added
001506	Analysis_Error(Ga)		EPA900	0.600	pCi/L	Unfilt.	None

FLOWERS CHEMICAL LABORATORIES, INC.

P.O. Box 150-597, Altamonte Springs, FL 32715-0597
(407) 339-5984

Sample ID: 10953

PARAMETER MONITORING REPORT

GMS # 4060C00092
Mon Well #: GW-MW-9
Well Name:
Classification of Groundwater:

Sample Date: 01-18-01
Well Type: [ ] Background
[ ] Site Boundary
[ ] Intermediate
[ ] Compliance

Well Purged* Prior to Sample Collection (Yes/No): NO

Ground Water Elevation (above MSL): 41.55 Ft

Storet Code	Parameter Monitored	Sampling Method	Analysis Method	Analysis Result	Units	Sample Filt/Unfilt	Preservative Added
01002	Arsenic		EPA6020	0.000583	mg/L	Unfilt.	HNO3
01007	Barium		EPA6020	0.0122	mg/L	Unfilt.	HNO3
01027	Cadmium		EPA6020	<0.0001	mg/L	Unfilt.	HNO3
01034	Chromium		EPA6020	0.00906	mg/L	Unfilt.	HNO3
00720	Cyanide		EPA335.2	<0.01	mg/L	Unfilt.	NaOH
00951	Fluoride		EPA340.2	0.0482	mg/L	Unfilt.	None
01051	Lead		EPA6020	<0.0001	mg/L	Unfilt.	HNO3
007900	Mercury		EPA7470	<0.0002	mg/L	Unfilt.	HNO3
01067	Nickel		EPA6020	0.00700	mg/L	Unfilt.	HNO3
00620	Nitrate(as N)		EPA353.1	<0.03	mg/L	Unfilt.	None
00630	Nitrite(as N)		EPA353.1	<0.03	mg/L	Unfilt.	None
01147	Selenium		EPA6020	0.00772	mg/L	Unfilt.	HNO3
00929	Sodium		EPA6010	9.97	mg/L	Unfilt.	HNO3
01097	Antimony		EPA6020	<0.0001	mg/L	Unfilt.	HNO3
01012	Beryllium		EPA6020	<0.0001	mg/L	Unfilt.	HNO3
01059	Thallium		EPA6020	0.00173	mg/L	Unfilt.	HNO3
34225	Asbestos				MF/L	Unfilt.	None
01105	Aluminum		EPA6020	0.0389	mg/L	Unfilt.	HNO3
00940	Chloride		EPA325.2	11.1	mg/L	Unfilt.	None
01042	Copper		EPA6020	0.00107	mg/L	Unfilt.	HNO3
00951	Fluoride		EPA340.2	0.0482	mg/L	Unfilt.	None
01045	Iron		EPA6010	0.345	mg/L	Unfilt.	HNO3
01055	Manganese		EPA6010	0.0213	mg/L	Unfilt.	HNO3
01077	Silver		EPA6020	<0.00005	mg/L	Unfilt.	HNO3
00946	Sulfate		EPA375.4	5.55	mg/L	Unfilt.	None
01092	Zinc		EPA6020	<0.0001	mg/L	Unfilt.	HNO3
	Color (color units)				PCU	Unfilt.	None
	Odor (total odor number)				TON	Unfilt.	None

FLOWERS CHEMICAL LABORATORIES, INC.

P.O. Box 150-597, Altamonte Springs, FL 32715-0597
(407) 339-5984

Sample ID: 10953

PARAMETER MONITORING REPORT

GMS # 406CC00092
Mon Well #: GW-MW-9
Well Name:
Classification of Groundwater:

Well Purged* Prior to Sample Collection (Yes/No): NO

Sample Date: 01-18-01
Well Type: [ ] Background
[ ] Site Boundary
[ ] Intermediate
[ ] Compliance

Ground Water Elevation (above MSL): 41.55 FT

Storet Code	Parameter Monitored	Sampling Method	Analysis Method	Analysis Result	Units	Sample Filt/Unfilt	Preservative Added
00403	pH (units)				pH	Unfilt.	None
	Total Dissovled Solids		EPA160.1	290	mg/L	Unfilt.	None
	Foaming Agents		EPA425.1	<0.2	mg/L	Unfilt.	None
034551	1,2,4-trichlorobenzene				ug/L	Unfilt.	Na2S2O3
077093	cis-1,2-dichloroethene				ug/L	Unfilt.	Na2S2O3
081551	Xylene				ug/L	Unfilt.	Na2S2O3
034423	Methylene chloride				ug/L	Unfilt.	Na2S2O3
034536	o-dichlorobenzene				ug/L	Unfilt.	Na2S2O3
034571	Para-dichlorobenzene				ug/L	Unfilt.	Na2S2O3
039175	Vinyl chloride				ug/L	Unfilt.	Na2S2O3
034501	1,1-dichloroethene				ug/L	Unfilt.	Na2S2O3
034546	t-1,2-dichloroethene				ug/L	Unfilt.	Na2S2O3
034531	1,2-dichloroethane				ug/L	Unfilt.	Na2S2O3
034506	1,1,1-trichloroethane				ug/L	Unfilt.	Na2S2O3
032102	Carbon tetrachloride				ug/L	Unfilt.	Na2S2O3
034541	1,2-dichloropropane				ug/L	Unfilt.	Na2S2O3
039180	Trichloroethene				ug/L	Unfilt.	Na2S2O3
0 34511	1,1,2-trichloroethane				ug/L	Unfilt.	Na2S2O3
034475	Tetrachloroethene				ug/L	Unfilt.	Na2S2O3
034301	Chlorobenzene				ug/L	Unfilt.	Na2S2O3
034030	Benzene				ug/L	Unfilt.	Na2S2O3
034010	Toluene				ug/L	Unfilt.	Na2S2O3
034371	Ethylbenzene				ug/L	Unfilt.	Na2S2O3
077128	Styrene				ug/L	Unfilt.	Na2S2O3
082080	TTHM				mg/L	Unfilt.	Na2S2O3
039390	Endrin				ug/L	Unfilt.	None
039340	Lindane				ug/L	Unfilt.	None
039480	Methoxychlor				ug/L	Unfilt.	None

FLOWERS CHEMICAL LABORATORIES, INC.
P.O. Box 150-597, Altamonte Springs, FL 32715-0597
(407) 339-5984

Sample ID: 10953

PARAMETER MONITORING REPORT

GMS # 4060C00092
Mon Well #: GW-MW-9
Well Name:
Classification of Groundwater:

Sample Date: 01-18-01
Well Type: [ ] Background
[ ] Site Boundary
[ ] Intermediate
[ ] Compliance

Well Purged* Prior to Sample Collection (Yes/No): NO

Ground Water Elevation (above MSL): 41.55 FT

Storet Code	Parameter Monitored	Sampling Method	Analysis Method	Analysis Result	Units	Sample Filt/Unfilt	Preservative Added
039400	Toxaphene				ug/L	Unfilt.	None
030200	Dalapon				ug/L	Unfilt.	None
004443	Diquat				ug/L	Unfilt.	None
038926	Endothall				ug/L	Unfilt.	None
039941	Gylphosate				ug/L	Unfilt.	None
077903	Di(2-ethylhexyl) adipate				ug/L	Unfilt.	None
0 82613	Oxamyl (Vydate)				ug/L	Unfilt.	None
039055	Simazine				ug/L	Unfilt.	None
039104	Bis(2-ethylhexyl)phthalate				ug/L	Unfilt.	None
039720	Picloram				ug/L	Unfilt.	None
030191	Dinoseb				ug/L	Unfilt.	None
034386	Hexachlorocyclopentadiene				ug/L	Unfilt.	None
081405	Carbofuran				ug/L	Unfilt.	None
039630	Atrazine				ug/L	Unfilt.	None
077825	Alachlor (Lasso)				ug/L	Unfilt.	None
034675	Dioxin				ug/L	Unfilt.	None
039410	Heptachlor				ug/L	Unfilt.	None
039420	Heptachlor_Epoxide				ug/L	Unfilt.	None
039736	2,4-D				ug/L	Unfilt.	None
039760	2,4,5-TP(Silvex)				ug/L	Unfilt.	None
039700	Hexachlorobenzene				ug/L	Unfilt.	None
034247	Benzo(a)pyrene				ug/L	Unfilt.	None
039032	Pentachlorophenol				ug/L	Unfilt.	None
039516	Total_PCB				ug/L	Unfilt.	None
038760	Dibromochloropropane				ug/L	Unfilt.	Na2S2O3
039082	Ethylene dibromide				ug/L	Unfilt.	Na2S2O3
039350	Chlordane				ug/L	Unfilt.	None
001516	Gross alpha		EPA900	12.6	pCi/L	Unfilt.	None

FLOWERS CHEMICAL LABORATORIES, INC.

P.O. Box 150-597, Altamonte Springs, FL 32715-0597
(407) 339-5984

Sample ID: 10953

PARAMETER MONITORING REPORT

GMS # 406OC00092

Mon Well #: GW-MW-9

Well Name: _____

Classification of Groundwater: _____

Well Purged* Prior to Sample Collection (Yes/No): NO

Sample Date: 01-18-01

Well Type: [ ] Background
[ ] Site Boundary
[ ] Intermediate
[ ] Compliance

Ground Water Elevation (above MSL): 41.55 ft

Storet Code	Parameter Monitored	Sampling Method	Analysis Method	Analysis Result	Units	Sample Filt/Unfilt	Preservative Added
001506	Analysis_Error(Ga)		EPA900	1.60	pCi/L	Unfilt.	None

GW CONTOUR MAP MISSING

ORGANICS OMITTED FROM 4TH QTR 2000, WILL BE RESAMPLED 2/01 FOR ORGANICS

CERT. FORM NOT SIGNED

NO QA/QC SAMPLES

GW EXCEEDANCES NOT SUMMARIZED

LAB TURBIDITY DATA

65383

JTM 7/23/01

Central Testing Laboratory

EB 0002407

Engineering and Materials Testing

Reply to:

D.E.P.
JAN 29 2001
Southwest District Tampa

January 24, 2001

Fl. Dept. Of Environmental Protection
2600 Blair Stone Road
Tallahassee, Fl, 32399-2400

RE: Fourth Quarter Groundwater Monitoring
Sumter County Solid Waste

Dear Mr. Grasel:

Central Testing Laboratory has completed the Fourth Quarter sampling for the above referenced project in accordance with specific conditions 13A of the permit.

All wells requiring sampling by the permits were sampled on October 17, 2000.

Central Testing Laboratory has received the analysis from the October 17, 2000 sampling. These results were delayed while waiting on correct formatted results. Flowers Laboratory experienced equipment failures and personnel changes.

We at Central Testing Laboratory have also undergone structural changes as well. We hope this will improve our service to our clients and to all the officials that oversee this facility. We have recently purchased a new program that will assist us in providing a useful contour map. In doing so, there will be a slight delay in sending this map. We hope to eliminate this delay soon.

We have enclosed a copy of the testing and sampling results for your use.

It has been a pleasure assisting you with this project. Should you have questions, or if you would like to discuss this report, please contact our office.

Sincerely,
CENTRAL TESTING LABORATORY

Patricia Snowdon
Environmental Specialist

Theodore J. Strouse, P.E.
Florida Registration #48220

1/29/01

Cc: John Morris, FDEP
Mr. Terry Hurst
Mr. Gary Breeden

OCT. 2000 SAMPLING EVENT

P.O. Box 883
Floral City, FL 34436
(352) 726-6447

727 S. 14th Street
Leesburg, FL 34748
(352) 787-1268

Sumter County
(352) 793-3639

1725 SW 17th Street
Ocala, FL 34474
(352) 622-1186

DEP Form # 62-522.900(2)

Form Title GROUND WATER MONITORING REPORT

Effective Date

DEP Application No.

Florida Department of Environmental Protection

Twin Towers Office Bldg. 2600 Blair Stone Road Tallahassee, Florida 32399-2400

GROUND WATER MONITORING REPORT

Rule 62-522.600(11)

PART I GENERAL INFORMATION

(1) Facility Name Sumter County Solid Waste Management Facility

Address 319 E. Anderson Avenue

City Bushnell Zip 33513

Telephone Number (352) 793-0240

(2) The GMS Identification Number 4060C00092

(3) DEP Permit Number 22926-002-SF

(4) Authorized Representative Name Garry Breedon

Address 319 E. Anderson Avenue

City Bushnell Zip 33513

Telephone Number (352) 793-0240

(5) Type of Discharge

(6) Method of Discharge Groundwater Slow Rate Infiltration

Certification

I certify under penalty of law that I have personally examined and am familiar with the information submitted in this document and all attachments and that, based on my inquiry of those individuals immediately responsible for obtaining the information, I believe that the information is true, accurate, and complete. I am aware that there are significant penalties for submitting false information, including the possibility of fine and imprisonment.

Date:

Signature of Owner or Authorized Representative

PART II QUALITY ASSURANCE REQUIREMENTS

Sample Organization Comp QAP # 92011G

Analytical Lab Comp QAP #/HRS Certification # 860008G

*Comp QAP #/HRS Certification # E83018 & 83139

Lab Name Flowers Chemical Laboratory

Address 481 Newburyport Avenue Altamonte Springs, FL 32701

Phone Number (407) 339-5984

Sumter County Solid Waste

GMS# 4060COOO92
Permit # 22926-002-SF

WELL NUMBER	SAMPLE DATE / TIME	ELEVATION TOP OF CASING	DEPTH TO WATER	WATER ELEVATION	PH	TURBIDITY	TEMP.	COLOR	COND.
MW – 1 Background	10-17-00 8:35A	70.17	27.92	42.25	7.57	None were Taken on any of these Wells.	79F	None Taken	177
MW – 2 Detection	10-17-00 10:30A	74.14	31.42	42.72	5.53		80F		207
MW – 4 Detection	10-17-00 8:10A	70.36	28.00	42.36	6.43		80F		990
MW 6A	10-17-00 9:00A	77.54	35.00	42.54	6.75		75F		298
MW-7	10-17-00 9:25A	73.14	30.50	42.64	7.02		76F		297
MW-8	10-17-00 9:50A	69.26	26.16	43.10	6.44		77F		349
MW-9	10-17-00 10:10A	71.95	29.08	42.87	5.92		79F		977

Field Testing Not Performed This Event Will Be Corrected on Next Event

JAN 09 2001

FLOWERS CHEMICAL LABORATORIES, INC.

P.O. Box 150-597, Altamonte Springs, FL 32715-0597
(407) 339-5984

Sample ID: 17119

PARAMETER MONITORING REPORT

GMS # 406OC00092
Mon Well #: MW-1
Well Name: SL-1
Classification of Groundwater: G-II

Sample Date: 10-17-00
Well Type: [X] Background
[ ] Site Boundary
[ ] Intermediate
[ ] Compliance

Well Purged* Prior to Sample Collection (Yes/No): Yes

Ground Water Elevation (above MSL): 42.25

Storet Code	Parameter Monitored	Sampling Method	Analysis Method	Analysis Result	Units	Sample Filt/Unfilt	Preservative Added
01002	Arsenic		EPA200.8	<0.0001	mg/L	Unfilt.	HNO3
01007	Barium		EPA200.8	0.0541	mg/L	Unfilt.	HNO3
01027	Cadmium		EPA200.8	<0.0001	mg/L	Unfilt.	HNO3
01034	Chromium		EPA200.8	0.0189	mg/L	Unfilt.	HNO3
00720	Cyanide		SM4500-CN E	<0.01	mg/L	Unfilt.	NaOH
00951	Fluoride		EPA300.0	0.489	mg/L	Unfilt.	None
01051	Lead		EPA200.8	0.00906	mg/L	Unfilt.	HNO3
007900	Mercury		EPA245.1	<0.0002	mg/L	Unfilt.	HNO3
01067	Nickel		EPA200.8	0.00284	mg/L	Unfilt.	HNO3
00620	Nitrate(as N)		EPA300.0	3.61	mg/L	Unfilt.	None
00630	Nitrite(as N)		EPA300.0	<0.2	mg/L	Unfilt.	None
01147	Selenium		EPA200.8	<0.0001	mg/L	Unfilt.	HNO3
00929	Sodium		EPA200.7	3.01	mg/L	Unfilt.	HNO3
01097	Antimony		EPA200.8	0.000173	mg/L	Unfilt.	HNO3
01012	Beryllium		EPA200.8	<0.0001	mg/L	Unfilt.	HNO3
01059	Thallium		EPA200.8	<0.0001	mg/L	Unfilt.	HNO3
34225	Asbestos		TEM		MF/L	Unfilt.	None
01105	Aluminum		EPA200.8	5.37	mg/L	Unfilt.	HNO3
00940	Chloride		EPA300.0	69.9	mg/L	Unfilt.	None
01042	Copper		EPA200.8	0.00222	mg/L	Unfilt.	HNO3
00951	Fluoride		EPA300.0	0.489	mg/L	Unfilt.	None
01045	Iron		EPA200.7	1.32	mg/L	Unfilt.	HNO3
01055	Manganese		EPA200.7	0.0174	mg/L	Unfilt.	HNO3
01077	Silver		EPA200.8	0.00246	mg/L	Unfilt.	HNO3
00946	Sulfate		EPA300.0	11.0	mg/L	Unfilt.	None
01092	Zinc		EPA200.8	0.0172	mg/L	Unfilt.	HNO3
	Color (color units)		SM2120B	<5	PCU	Unfilt.	None
	Odor (total odor number)		SM2150B	<1	TON	Unfilt.	None

FLOWERS CHEMICAL LABORATORIES, INC.

P.O. Box 150-597, Altamonte Springs, FL 32715-0597
(407) 339-5984

Sample ID: 17119

PARAMETER MONITORING REPORT

GMS # 406000092
Mon Well #: MW-1
Well Name: SL-1
Classification of Groundwater: G-II

Sample Date: 10-17-00
Well Type: [X] Background
[ ] Site Boundary
[ ] Intermediate
[ ] Compliance

Well Purged* Prior to Sample Collection (Yes/No): Yes

Ground Water Elevation (above MSL): 42.25

Storet Code	Parameter Monitored	Sampling Method	Analysis Method	Analysis Result	Units	Sample Filt/Unfilt	Preservative Added
00403	pH (units)		EPA150.1	7.70	pH	Unfilt.	None
	Total Dissovled Solids		SM2540C	402	mg/L	Unfilt.	None
	Foaming Agents		SM5540C	<0.2	mg/L	Unfilt.	None
034551	1,2,4-trichlorobenzene		EPA502.2		ug/L	Unfilt.	Na2S2O3
077093	cis-1,2-dichloroethene		EPA502.2		ug/L	Unfilt.	Na2S2O3
081551	Xylene		EPA502.2		ug/L	Unfilt.	Na2S2O3
034423	Methylene chloride		EPA502.2		ug/L	Unfilt.	Na2S2O3
034536	o-dichlorobenzene		EPA502.2		ug/L	Unfilt.	Na2S2O3
034571	Para-dichlorobenzene		EPA502.2		ug/L	Unfilt.	Na2S2O3
039175	Vinyl chloride		EPA502.2		ug/L	Unfilt.	Na2S2O3
034501	1,1-dichloroethene		EPA502.2		ug/L	Unfilt.	Na2S2O3
034546	t-1,2-dichloroethene		EPA502.2		ug/L	Unfilt.	Na2S2O3
034531	1,2-dichloroethane		EPA502.2		ug/L	Unfilt.	Na2S2O3
034506	1,1,1-trichloroethane		EPA502.2		ug/L	Unfilt.	Na2S2O3
032102	Carbon tetrachloride		EPA502.2		ug/L	Unfilt.	Na2S2O3
034541	1,2-dichloropropane		EPA502.2		ug/L	Unfilt.	Na2S2O3
039180	Trichloroethene		EPA502.2		ug/L	Unfilt.	Na2S2O3
0 34511	1,1,2-trichloroethane		EPA502.2		ug/L	Unfilt.	Na2S2O3
034475	Tetrachloroethene		EPA502.2		ug/L	Unfilt.	Na2S2O3
034301	Chlorobenzene		EPA502.2		ug/L	Unfilt.	Na2S2O3
034030	Benzene		EPA502.2		ug/L	Unfilt.	Na2S2O3
034010	Toluene		EPA502.2		ug/L	Unfilt.	Na2S2O3
034371	Ethylbenzene		EPA502.2		ug/L	Unfilt.	Na2S2O3
077128	Styrene		EPA502.2		ug/L	Unfilt.	Na2S2O3
082080	TTHM		EPA502.2		mg/L	Unfilt.	Na2S2O3
039390	Endrin		EPA505		ug/L	Unfilt.	None
039340	Lindane		EPA505		ug/L	Unfilt.	None
039480	Methoxychlor		EPA505		ug/L	Unfilt.	None

FLOWERS CHEMICAL LABORATORIES, INC.

P.O. Box 150-597, Altamonte Springs, FL 32715-0597
(407) 339-5984

Sample ID: 17119

PARAMETER MONITORING REPORT

GMS # H016CC0092
Mon Well #: MW-1
Well Name: SL-1
Classification of Groundwater: G-II

Well Purged* Prior to
Sample Collection (Yes/No): Yes

Sample Date: 10-17-00
Well Type: [X] Background
[ ] Site Boundary
[ ] Intermediate
[ ] Compliance

Ground Water Elevation
(above MSL): 42.25

Storet Code	Parameter Monitored	Sampling Method	Analysis Method	Analysis Result	Units	Sample Filt/Unfilt	Preservative Added
039400	Toxaphene		EPA505		ug/L	Unfilt.	None
030200	Dalapon		EPA515.1		ug/L	Unfilt.	None
004443	Diquat		EPA549.1		ug/L	Unfilt.	None
038926	Endothall		EPA548.1		ug/L	Unfilt.	None
039941	Gylphosate		EPA547		ug/L	Unfilt.	None
077903	Di(2-ethylhexyl) adipate		EPA525.2		ug/L	Unfilt.	None
0 82613	Oxamyl (Vydate)		EPA531.1		ug/L	Unfilt.	None
039055	Simazine		EPA505		ug/L	Unfilt.	None
039104	Bis(2-ethylhexyl)phthalate		EPA525.2		ug/L	Unfilt.	None
039720	Picloram		EPA515.1		ug/L	Unfilt.	None
030191	Dinoseb		EPA515.1		ug/L	Unfilt.	None
034386	Hexachlorocyclopentadiene		EPA505		ug/L	Unfilt.	None
081405	Carbofuran		EPA531.1		ug/L	Unfilt.	None
039630	Atrazine		EPA505		ug/L	Unfilt.	None
077825	Alachlor (Lasso)		EPA505		ug/L	Unfilt.	None
034675	Dioxin		EPA625		ug/L	Unfilt.	None
039410	Heptachlor		EPA505		ug/L	Unfilt.	None
039420	Heptachlor_Epoxide		EPA505		ug/L	Unfilt.	None
039736	2,4-D		EPA515.1		ug/L	Unfilt.	None
039760	2,4,5-TP(Silvex)		EPA515.1		ug/L	Unfilt.	None
039700	Hexachlorobenzene		EPA505		ug/L	Unfilt.	None
034247	Benzo(a)pyrene		EPA550		ug/L	Unfilt.	None
039032	Pentachlorophenol		EPA515.1		ug/L	Unfilt.	None
039516	Total_PCB		EPA505		ug/L	Unfilt.	None
038760	Dibromochloropropane		EPA504.1		ug/L	Unfilt.	Na2S2O3
039082	Ethylene dibromide		EPA504.1		ug/L	Unfilt.	Na2S2O3
039350	Chlordane		EPA505		ug/L	Unfilt.	None
001516	Gross alpha		EPA900	10.9	pCi/L	Unfilt.	None

FLOWERS CHEMICAL LABORATORIES, INC.

P.O. Box 150-597, Altamonte Springs, FL 32715-0597
(407) 339-5984

Sample ID: 17120

PARAMETER MONITORING REPORT

GMS # 4016OC00092
Mon Well #: MW-2
Well Name: SL-2
Classification of Groundwater: G-II

Sample Date: 10-17-00
Well Type: [ ] Background
[ ] Site Boundary
[ ] Intermediate
[X] Compliance

Well Purged* Prior to Sample Collection (Yes/No): Yes

Ground Water Elevation (above MSL): 42.72

Storet Code	Parameter Monitored	Sampling Method	Analysis Method	Analysis Result	Units	Sample Filt/Unfilt	Preservative Added
01002	Arsenic		EPA200.8	<0.0001	mg/L	Unfilt.	HNO3
01007	Barium		EPA200.8	0.0107	mg/L	Unfilt.	HNO3
01027	Cadmium		EPA200.8	<0.0001	mg/L	Unfilt.	HNO3
01034	Chromium		EPA200.8	<0.0001	mg/L	Unfilt.	HNO3
00720	Cyanide		SM4500-CN E	<0.01	mg/L	Unfilt.	NaOH
00951	Fluoride		EPA300.0	0.352	mg/L	Unfilt.	None
01051	Lead		EPA200.8	<0.0001	mg/L	Unfilt.	HNO3
007900	Mercury		EPA245.1	<0.0002	mg/L	Unfilt.	HNO3
01067	Nickel		EPA200.8	<0.0001	mg/L	Unfilt.	HNO3
00620	Nitrate(as N)		EPA300.0	4.66	mg/L	Unfilt.	None
00630	Nitrite(as N)		EPA300.0	<0.2	mg/L	Unfilt.	None
01147	Selenium		EPA200.8	<0.0001	mg/L	Unfilt.	HNO3
00929	Sodium		EPA200.7	8.04	mg/L	Unfilt.	HNO3
01097	Antimony		EPA200.8	0.00278	mg/L	Unfilt.	HNO3
01012	Beryllium		EPA200.8	<0.0001	mg/L	Unfilt.	HNO3
01059	Thallium		EPA200.8	<0.0001	mg/L	Unfilt.	HNO3
34225	Asbestos		TEM		MF/L	Unfilt.	None
01105	Aluminum		EPA200.8	<0.0005	mg/L	Unfilt.	HNO3
00940	Chloride		EPA300.0	20.6	mg/L	Unfilt.	None
01042	Copper		EPA200.8	0.0112	mg/L	Unfilt.	HNO3
00951	Fluoride		EPA300.0	0.352	mg/L	Unfilt.	None
01045	Iron		EPA200.7	0.0567	mg/L	Unfilt.	HNO3
01055	Manganese		EPA200.7	<0.005	mg/L	Unfilt.	HNO3
01077	Silver		EPA200.8	0.000429	mg/L	Unfilt.	HNO3
00946	Sulfate		EPA300.0	10.4	mg/L	Unfilt.	None
01092	Zinc		EPA200.8	0.0133	mg/L	Unfilt.	HNO3
	Color (color units)		SM2120B	<5	PCU	Unfilt.	None
	Odor (total odor number)		SM2150B	<1	TON	Unfilt.	None

FLOWERS CHEMICAL LABORATORIES, INC.

P.O. Box 150-597, Altamonte Springs, FL 32715-0597
(407) 339-5984

Sample ID: 17120

PARAMETER MONITORING REPORT

GMS # 4060C00092
Mon Well #: MW-2
Well Name: SL-2
Classification of Groundwater: G-II

Sample Date: 10-17-00
Well Type: [ ] Background
[ ] Site Boundary
[ ] Intermediate
[X] Compliance

Well Purged* Prior to Sample Collection (Yes/No): Yes

Ground Water Elevation (above MSL): 42.72

Storet Code	Parameter Monitored	Sampling Method	Analysis Method	Analysis Result	Units	Sample Filt/Unfilt	Preservative Added
00403	pH (units)		EPA150.1	6.45	pH	Unfilt.	None
	Total Dissovled Solids		SM2540C	170	mg/L	Unfilt.	None
	Foaming Agents		SM5540C	<0.2	mg/L	Unfilt.	None
034551	1,2,4-trichlorobenzene		EPA502.2		ug/L	Unfilt.	Na2S2O3
077093	cis-1,2-dichloroethene		EPA502.2		ug/L	Unfilt.	Na2S2O3
081551	Xylene		EPA502.2		ug/L	Unfilt.	Na2S2O3
034423	Methylene chloride		EPA502.2		ug/L	Unfilt.	Na2S2O3
034536	o-dichlorobenzene		EPA502.2		ug/L	Unfilt.	Na2S2O3
034571	Para-dichlorobenzene		EPA502.2		ug/L	Unfilt.	Na2S2O3
039175	Vinyl chloride		EPA502.2		ug/L	Unfilt.	Na2S2O3
034501	1,1-dichloroethene		EPA502.2		ug/L	Unfilt.	Na2S2O3
034546	t-1,2-dichloroethene		EPA502.2		ug/L	Unfilt.	Na2S2O3
034531	1,2-dichloroethane		EPA502.2		ug/L	Unfilt.	Na2S2O3
034506	1,1,1-trichloroethane		EPA502.2		ug/L	Unfilt.	Na2S2O3
032102	Carbon tetrachloride		EPA502.2		ug/L	Unfilt.	Na2S2O3
034541	1,2-dichloropropane		EPA502.2		ug/L	Unfilt.	Na2S2O3
039180	Trichloroethene		EPA502.2		ug/L	Unfilt.	Na2S2O3
0 34511	1,1,2-trichloroethane		EPA502.2		ug/L	Unfilt.	Na2S2O3
034475	Tetrachloroethene		EPA502.2		ug/L	Unfilt.	Na2S2O3
034301	Chlorobenzene		EPA502.2		ug/L	Unfilt.	Na2S2O3
034030	Benzene		EPA502.2		ug/L	Unfilt.	Na2S2O3
034010	Toluene		EPA502.2		ug/L	Unfilt.	Na2S2O3
034371	Ethylbenzene		EPA502.2		ug/L	Unfilt.	Na2S2O3
077128	Styrene		EPA502.2		ug/L	Unfilt.	Na2S2O3
082080	TTHM		EPA502.2		mg/L	Unfilt.	Na2S2O3
039390	Endrin		EPA505		ug/L	Unfilt.	None
039340	Lindane		EPA505		ug/L	Unfilt.	None
039480	Methoxychlor		EPA505		ug/L	Unfilt.	None

FLOWERS CHEMICAL LABORATORIES, INC.

P.O. Box 150-597, Altamonte Springs, FL 32715-0597
(407) 339-5984

Sample ID: 17120

PARAMETER MONITORING REPORT

GMS # 401oC00092
Mon Well #: MW-2
Well Name: SL-2
Classification of Groundwater: G-II

Sample Date: 10-17-00
Well Type: [ ] Background
[ ] Site Boundary
[ ] Intermediate
[X] Compliance

Well Purged* Prior to Sample Collection (Yes/No): Yes

Ground Water Elevation (above MSL): 42.72

Storet Code	Parameter Monitored	Sampling Method	Analysis Method	Analysis Result	Units	Sample Filt/Unfilt	Preservative Added
039400	Toxaphene		EPA505		ug/L	Unfilt.	None
030200	Dalapon		EPA515.1		ug/L	Unfilt.	None
004443	Diquat		EPA549.1		ug/L	Unfilt.	None
038926	Endothall		EPA548.1		ug/L	Unfilt.	None
039941	Gylphosate		EPA547		ug/L	Unfilt.	None
077903	Di(2-ethylhexyl) adipate		EPA525.2		ug/L	Unfilt.	None
0 82613	Oxamyl (Vydate)		EPA531.1		ug/L	Unfilt.	None
039055	Simazine		EPA505		ug/L	Unfilt.	None
039104	Bis(2-ethylhexyl)phthalate		EPA525.2		ug/L	Unfilt.	None
039720	Picloram		EPA515.1		ug/L	Unfilt.	None
030191	Dinoseb		EPA515.1		ug/L	Unfilt.	None
034386	Hexachlorocyclopentadiene		EPA505		ug/L	Unfilt.	None
081405	Carbofuran		EPA531.1		ug/L	Unfilt.	None
039630	Atrazine		EPA505		ug/L	Unfilt.	None
077825	Alachlor (Lasso)		EPA505		ug/L	Unfilt.	None
034675	Dioxin		EPA625		ug/L	Unfilt.	None
039410	Heptachlor		EPA505		ug/L	Unfilt.	None
039420	Heptachlor_Epoxide		EPA505		ug/L	Unfilt.	None
039736	2,4-D		EPA515.1		ug/L	Unfilt.	None
039760	2,4,5-TP(Silvex)		EPA515.1		ug/L	Unfilt.	None
039700	Hexachlorobenzene		EPA505		ug/L	Unfilt.	None
034247	Benzo(a)pyrene		EPA550		ug/L	Unfilt.	None
039032	Pentachlorophenol		EPA515.1		ug/L	Unfilt.	None
039516	Total_PCB		EPA505		ug/L	Unfilt.	None
038760	Dibromochloropropane		EPA504.1		ug/L	Unfilt.	Na2S2O3
039082	Ethylene dibromide		EPA504.1		ug/L	Unfilt.	Na2S2O3
039350	Chlordane		EPA505		ug/L	Unfilt.	None
001516	Gross alpha		EPA900	1.00	pCi/L	Unfilt.	None

FLOWERS CHEMICAL LABORATORIES, INC.

P.O. Box 150-597, Altamonte Springs, FL 32715-0597
(407) 339-5984

Sample ID: 17121

PARAMETER MONITORING REPORT

GMS # 406CC00092
Mon Well #: MW-4
Well Name: SL-4
Classification of Groundwater: G-II

Well Purged* Prior to Sample Collection (Yes/No): Yes

Sample Date: 10-17-00
Well Type: [ ] Background
[ ] Site Boundary
[ ] Intermediate
[X] Compliance

Ground Water Elevation (above MSL): 42.36

Storet Code	Parameter Monitored	Sampling Method	Analysis Method	Analysis Result	Units	Sample Filt/Unfilt	Preservative Added
01002	Arsenic		EPA200.8	<0.0001	mg/L	Unfilt.	HNO3
01007	Barium		EPA200.8	0.00950	mg/L	Unfilt.	HNO3
01027	Cadmium		EPA200.8	<0.0001	mg/L	Unfilt.	HNO3
01034	Chromium		EPA200.8	<0.0001	mg/L	Unfilt.	HNO3
00720	Cyanide		SM4500-CN E	<0.01	mg/L	Unfilt.	NaOH
00951	Fluoride		EPA300.0	0.352	mg/L	Unfilt.	None
01051	Lead		EPA200.8	<0.0001	mg/L	Unfilt.	HNO3
007900	Mercury		EPA245.1	<0.0002	mg/L	Unfilt.	HNO3
01067	Nickel		EPA200.8	<0.0001	mg/L	Unfilt.	HNO3
00620	Nitrate(as N)		EPA300.0	14.5	mg/L	Unfilt.	None
00630	Nitrite(as N)		EPA300.0	0.446	mg/L	Unfilt.	None
01147	Selenium		EPA200.8	0.00192	mg/L	Unfilt.	HNO3
00929	Sodium		EPA200.7	51.5	mg/L	Unfilt.	HNO3
01097	Antimony		EPA200.8	0.00301	mg/L	Unfilt.	HNO3
01012	Beryllium		EPA200.8	<0.0001	mg/L	Unfilt.	HNO3
01059	Thallium		EPA200.8	<0.0001	mg/L	Unfilt.	HNO3
34225	Asbestos		TEM		MF/L	Unfilt.	None
01105	Aluminum		EPA200.8	<0.0005	mg/L	Unfilt.	HNO3
00940	Chloride		EPA300.0	69.9	mg/L	Unfilt.	None
01042	Copper		EPA200.8	0.0102	mg/L	Unfilt.	HNO3
00951	Fluoride		EPA300.0	0.352	mg/L	Unfilt.	None
01045	Iron		EPA200.7	0.0402	mg/L	Unfilt.	HNO3
01055	Manganese		EPA200.7	0.00644	mg/L	Unfilt.	HNO3
01077	Silver		EPA200.8	0.000442	mg/L	Unfilt.	HNO3
00946	Sulfate		EPA300.0	7.14	mg/L	Unfilt.	None
01092	Zinc		EPA200.8	0.0229	mg/L	Unfilt.	HNO3
	Color (color units)		SM2120B	<5	PCU	Unfilt.	None
	Odor (total odor number)		SM2150B	<1	TON	Unfilt.	None

FLOWERS CHEMICAL LABORATORIES, INC.
P.O. Box 150-597, Altamonte Springs, FL 32715-0597
(407) 339-5984

Sample ID: 17121

PARAMETER MONITORING REPORT

GMS # 4060CC0092
Mon Well #: MW-4
Well Name: SL-4
Classification of Groundwater: G-II

Sample Date: 10-17-00
Well Type: [ ] Background
[ ] Site Boundary
[ ] Intermediate
[X] Compliance

Well Purged* Prior to Sample Collection (Yes/No): Yes

Ground Water Elevation (above MSL): 42.36

Storet Code	Parameter Monitored	Sampling Method	Analysis Method	Analysis Result	Units	Sample Filt/Unfilt	Preservative Added
00403	pH (units)		EPA150.1	7.05	pH	Unfilt.	None
	Total Dissovled Solids		SM2540C	492	mg/L	Unfilt.	None
	Foaming Agents		SM5540C	<0.2	mg/L	Unfilt.	None
034551	1,2,4-trichlorobenzene		EPA502.2		ug/L	Unfilt.	Na2S2O3
077093	cis-1,2-dichloroethene		EPA502.2		ug/L	Unfilt.	Na2S2O3
081551	Xylene		EPA502.2		ug/L	Unfilt.	Na2S2O3
034423	Methylene chloride		EPA502.2		ug/L	Unfilt.	Na2S2O3
034536	o-dichlorobenzene		EPA502.2		ug/L	Unfilt.	Na2S2O3
034571	Para-dichlorobenzene		EPA502.2		ug/L	Unfilt.	Na2S2O3
039175	Vinyl chloride		EPA502.2		ug/L	Unfilt.	Na2S2O3
034501	1,1-dichloroethene		EPA502.2		ug/L	Unfilt.	Na2S2O3
034546	t-1,2-dichloroethene		EPA502.2		ug/L	Unfilt.	Na2S2O3
034531	1,2-dichloroethane		EPA502.2		ug/L	Unfilt.	Na2S2O3
034506	1,1,1-trichloroethane		EPA502.2		ug/L	Unfilt.	Na2S2O3
032102	Carbon tetrachloride		EPA502.2		ug/L	Unfilt.	Na2S2O3
034541	1,2-dichloropropane		EPA502.2		ug/L	Unfilt.	Na2S2O3
039180	Trichloroethene		EPA502.2		ug/L	Unfilt.	Na2S2O3
0 34511	1,1,2-trichloroethane		EPA502.2		ug/L	Unfilt.	Na2S2O3
034475	Tetrachloroethene		EPA502.2		ug/L	Unfilt.	Na2S2O3
034301	Chlorobenzene		EPA502.2		ug/L	Unfilt.	Na2S2O3
034030	Benzene		EPA502.2		ug/L	Unfilt.	Na2S2O3
034010	Toluene		EPA502.2		ug/L	Unfilt.	Na2S2O3
034371	Ethylbenzene		EPA502.2		ug/L	Unfilt.	Na2S2O3
077128	Styrene		EPA502.2		ug/L	Unfilt.	Na2S2O3
082080	TTHM		EPA502.2		mg/L	Unfilt.	Na2S2O3
039390	Endrin		EPA505		ug/L	Unfilt.	None
039340	Lindane		EPA505		ug/L	Unfilt.	None
039480	Methoxychlor		EPA505		ug/L	Unfilt.	None

FLOWERS CHEMICAL LABORATORIES, INC.

P.O. Box 150-597, Altamonte Springs, FL 32715-0597
(407) 339-5984

Sample ID: 17121

PARAMETER MONITORING REPORT

GMS # 4060C00092
Mon Well #: MW-4
Well Name: SL-4
Classification of Groundwater: G-II

Well Purged* Prior to Sample Collection (Yes/No): Yes

Sample Date: 10-17-00
Well Type: [ ] Background
[ ] Site Boundary
[ ] Intermediate
[X] Compliance

Ground Water Elevation (above MSL): 42.36

Storet Code	Parameter Monitored	Sampling Method	Analysis Method	Analysis Result	Units	Sample Filt/Unfilt	Preservative Added
039400	Toxaphene		EPA505		ug/L	Unfilt.	None
030200	Dalapon		EPA515.1		ug/L	Unfilt.	None
004443	Diquat		EPA549.1		ug/L	Unfilt.	None
038926	Endothall		EPA548.1		ug/L	Unfilt.	None
039941	Gylphosate		EPA547		ug/L	Unfilt.	None
077903	Di(2-ethylhexyl) adipate		EPA525.2		ug/L	Unfilt.	None
0 82613	Oxamyl (Vydate)		EPA531.1		ug/L	Unfilt.	None
039055	Simazine		EPA505		ug/L	Unfilt.	None
039104	Bis(2-ethylhexyl)phthalate		EPA525.2		ug/L	Unfilt.	None
039720	Picloram		EPA515.1		ug/L	Unfilt.	None
030191	Dinoseb		EPA515.1		ug/L	Unfilt.	None
034386	Hexachlorocyclopentadiene		EPA505		ug/L	Unfilt.	None
081405	Carbofuran		EPA531.1		ug/L	Unfilt.	None
039630	Atrazine		EPA505		ug/L	Unfilt.	None
077825	Alachlor (Lasso)		EPA505		ug/L	Unfilt.	None
034675	Dioxin		EPA625		ug/L	Unfilt.	None
039410	Heptachlor		EPA505		ug/L	Unfilt.	None
039420	Heptachlor_Epoxide		EPA505		ug/L	Unfilt.	None
039736	2,4-D		EPA515.1		ug/L	Unfilt.	None
039760	2,4,5-TP(Silvex)		EPA515.1		ug/L	Unfilt.	None
039700	Hexachlorobenzene		EPA505		ug/L	Unfilt.	None
034247	Benzo(a)pyrene		EPA550		ug/L	Unfilt.	None
039032	Pentachlorophenol		EPA515.1		ug/L	Unfilt.	None
039516	Total_PCB		EPA505		ug/L	Unfilt.	None
038760	Dibromochloropropane		EPA504.1		ug/L	Unfilt.	Na2S2O3
039082	Ethylene dibromide		EPA504.1		ug/L	Unfilt.	Na2S2O3
039350	Chlordane		EPA505		ug/L	Unfilt.	None
001516	Gross alpha		EPA900	18.4	pCi/L	Unfilt.	None

FLOWERS CHEMICAL LABORATORIES, INC.
P.O. Box 150-597, Altamonte Springs, FL 32715-0597
(407) 339-5984

Sample ID: 17122

PARAMETER MONITORING REPORT

GMS # 406OC00092
Mon Well #: MW-6A
Well Name: SL-6A
Classification of Groundwater: G-II

Sample Date: 10-17-00
Well Type: [ ] Background
[ ] Site Boundary
[ ] Intermediate
[ ] Compliance

Well Purged* Prior to Sample Collection (Yes/No): Yes

Ground Water Elevation (above MSL): 42.54

Storet Code	Parameter Monitored	Sampling Method	Analysis Method	Analysis Result	Units	Sample Filt/Unfilt	Preservative Added
01002	Arsenic		EPA200.8	<0.0001	mg/L	Unfilt.	HNO3
01007	Barium		EPA200.8	0.00811	mg/L	Unfilt.	HNO3
01027	Cadmium		EPA200.8	<0.0001	mg/L	Unfilt.	HNO3
01034	Chromium		EPA200.8	0.00194	mg/L	Unfilt.	HNO3
00720	Cyanide		SM4500-CN E	<0.01	mg/L	Unfilt.	NaOH
00951	Fluoride		EPA300.0	0.242	mg/L	Unfilt.	None
01051	Lead		EPA200.8	<0.0001	mg/L	Unfilt.	HNO3
007900	Mercury		EPA245.1	<0.0002	mg/L	Unfilt.	HNO3
01067	Nickel		EPA200.8	<0.0001	mg/L	Unfilt.	HNO3
00620	Nitrate(as N)		EPA300.0	6.62	mg/L	Unfilt.	None
00630	Nitrite(as N)		EPA300.0	<0.2	mg/L	Unfilt.	None
01147	Selenium		EPA200.8	<0.0001	mg/L	Unfilt.	HNO3
00929	Sodium		EPA200.7	3.71	mg/L	Unfilt.	HNO3
01097	Antimony		EPA200.8	0.00158	mg/L	Unfilt.	HNO3
01012	Beryllium		EPA200.8	<0.0001	mg/L	Unfilt.	HNO3
01059	Thallium		EPA200.8	<0.0001	mg/L	Unfilt.	HNO3
34225	Asbestos		TEM		MF/L	Unfilt.	None
01105	Aluminum		EPA200.8	<0.0005	mg/L	Unfilt.	HNO3
00940	Chloride		EPA300.0	20.0	mg/L	Unfilt.	None
01042	Copper		EPA200.8	<0.0001	mg/L	Unfilt.	HNO3
00951	Fluoride		EPA300.0	0.242	mg/L	Unfilt.	None
01045	Iron		EPA200.7	0.112	mg/L	Unfilt.	HNO3
01055	Manganese		EPA200.7	0.00911	mg/L	Unfilt.	HNO3
01077	Silver		EPA200.8	0.000454	mg/L	Unfilt.	HNO3
00946	Sulfate		EPA300.0	7.07	mg/L	Unfilt.	None
01092	Zinc		EPA200.8	0.0307	mg/L	Unfilt.	HNO3
	Color (color units)		SM2120B	<5	PCU	Unfilt.	None
	Odor (total odor number)		SM2150B	<1	TON	Unfilt.	None

FLOWERS CHEMICAL LABORATORIES, INC.
P.O. Box 150-597, Altamonte Springs, FL 32715-0597
(407) 339-5984

Sample ID: 17122

PARAMETER MONITORING REPORT

GMS # H060C00092
Mon Well #: MW-6A
Well Name: SL-6A
Classification of Groundwater: G-II

Sample Date: 10-17-00
Well Type: [ ] Background
[ ] Site Boundary
[ ] Intermediate
[ ] Compliance

Well Purged* Prior to Sample Collection (Yes/No): Yes

Ground Water Elevation (above MSL): 42.54

Storet Code	Parameter Monitored	Sampling Method	Analysis Method	Analysis Result	Units	Sample Filt/Unfilt	Preservative Added
00403	pH (units)		EPA150.1	7.60	pH	Unfilt.	None
	Total Dissovled Solids		SM2540C	202	mg/L	Unfilt.	None
	Foaming Agents		SM5540C	<0.2	mg/L	Unfilt.	None
034551	1,2,4-trichlorobenzene		EPA502.2		ug/L	Unfilt.	Na2S2O3
077093	cis-1,2-dichloroethene		EPA502.2		ug/L	Unfilt.	Na2S2O3
081551	Xylene		EPA502.2		ug/L	Unfilt.	Na2S2O3
034423	Methylene chloride		EPA502.2		ug/L	Unfilt.	Na2S2O3
034536	o-dichlorobenzene		EPA502.2		ug/L	Unfilt.	Na2S2O3
034571	Para-dichlorobenzene		EPA502.2		ug/L	Unfilt.	Na2S2O3
039175	Vinyl chloride		EPA502.2		ug/L	Unfilt.	Na2S2O3
034501	1,1-dichloroethene		EPA502.2		ug/L	Unfilt.	Na2S2O3
034546	t-1,2-dichloroethene		EPA502.2		ug/L	Unfilt.	Na2S2O3
034531	1,2-dichloroethane		EPA502.2		ug/L	Unfilt.	Na2S2O3
034506	1,1,1-trichloroethane		EPA502.2		ug/L	Unfilt.	Na2S2O3
032102	Carbon tetrachloride		EPA502.2		ug/L	Unfilt.	Na2S2O3
034541	1,2-dichloropropane		EPA502.2		ug/L	Unfilt.	Na2S2O3
039180	Trichloroethene		EPA502.2		ug/L	Unfilt.	Na2S2O3
0 34511	1,1,2-trichloroethane		EPA502.2		ug/L	Unfilt.	Na2S2O3
034475	Tetrachloroethene		EPA502.2		ug/L	Unfilt.	Na2S2O3
034301	Chlorobenzene		EPA502.2		ug/L	Unfilt.	Na2S2O3
034030	Benzene		EPA502.2		ug/L	Unfilt.	Na2S2O3
034010	Toluene		EPA502.2		ug/L	Unfilt.	Na2S2O3
034371	Ethylbenzene		EPA502.2		ug/L	Unfilt.	Na2S2O3
077128	Styrene		EPA502.2		ug/L	Unfilt.	Na2S2O3
082080	TTHM		EPA502.2		mg/L	Unfilt.	Na2S2O3
039390	Endrin		EPA505		ug/L	Unfilt.	None
039340	Lindane		EPA505		ug/L	Unfilt.	None
039480	Methoxychlor		EPA505		ug/L	Unfilt.	None

FLOWERS CHEMICAL LABORATORIES, INC.
P.O. Box 150-597, Altamonte Springs, FL 32715-0597
(407) 339-5984

Sample ID: 17122

PARAMETER MONITORING REPORT

GMS # 4060C00092
Mon Well #: MW-6A
Well Name: SL-6A
Classification of Groundwater: G-II

Well Purged* Prior to
Sample Collection (Yes/No): Yes

Sample Date: 10-17-00
Well Type: [ ] Background
[ ] Site Boundary
[ ] Intermediate
[ ] Compliance

Ground Water Elevation
(above MSL): 42.54

Storet Code	Parameter Monitored	Sampling Method	Analysis Method	Analysis Result	Units	Sample Filt/Unfilt	Preservative Added
039400	Toxaphene		EPA505		ug/L	Unfilt.	None
030200	Dalapon		EPA515.1		ug/L	Unfilt.	None
004443	Diquat		EPA549.1		ug/L	Unfilt.	None
038926	Endothall		EPA548.1		ug/L	Unfilt.	None
039941	Gylphosate		EPA547		ug/L	Unfilt.	None
077903	Di(2-ethylhexyl) adipate		EPA525.2		ug/L	Unfilt.	None
0 82613	Oxamyl (Vydate)		EPA531.1		ug/L	Unfilt.	None
039055	Simazine		EPA505		ug/L	Unfilt.	None
039104	Bis(2-ethylhexyl)phthalate		EPA525.2		ug/L	Unfilt.	None
039720	Picloram		EPA515.1		ug/L	Unfilt.	None
030191	Dinoseb		EPA515.1		ug/L	Unfilt.	None
034386	Hexachlorocyclopentadiene		EPA505		ug/L	Unfilt.	None
081405	Carbofuran		EPA531.1		ug/L	Unfilt.	None
039630	Atrazine		EPA505		ug/L	Unfilt.	None
077825	Alachlor (Lasso)		EPA505		ug/L	Unfilt.	None
034675	Dioxin		EPA625		ug/L	Unfilt.	None
039410	Heptachlor		EPA505		ug/L	Unfilt.	None
039420	Heptachlor_Epoxide		EPA505		ug/L	Unfilt.	None
039736	2,4-D		EPA515.1		ug/L	Unfilt.	None
039760	2,4,5-TP(Silvex)		EPA515.1		ug/L	Unfilt.	None
039700	Hexachlorobenzene		EPA505		ug/L	Unfilt.	None
034247	Benzo(a)pyrene		EPA550		ug/L	Unfilt.	None
039032	Pentachlorophenol		EPA515.1		ug/L	Unfilt.	None
039516	Total_PCB		EPA505		ug/L	Unfilt.	None
038760	Dibromochloropropane		EPA504.1		ug/L	Unfilt.	Na2S2O3
039082	Ethylene dibromide		EPA504.1		ug/L	Unfilt.	Na2S2O3
039350	Chlordane		EPA505		ug/L	Unfilt.	None
001516	Gross alpha		EPA900	6.30	pCi/L	Unfilt.	None

FLOWERS CHEMICAL LABORATORIES, INC.

P.O. Box 150-597, Altamonte Springs, FL 32715-0597
(407) 339-5984

Sample ID: 17123

PARAMETER MONITORING REPORT

GMS # 406OC00092
Mon Well #: MW-7
Well Name: SL-7
Classification of Groundwater: G-II

Sample Date: 10-17-00
Well Type: [ ] Background
[ ] Site Boundary
[ ] Intermediate
[ ] Compliance

Well Purged* Prior to Sample Collection (Yes/No): Yes

Ground Water Elevation (above MSL): 42.64

Storet Code	Parameter Monitored	Sampling Method	Analysis Method	Analysis Result	Units	Sample Filt/Unfilt	Preservative Added
01002	Arsenic		EPA200.8	<0.0001	mg/L	Unfilt.	HNO3
01007	Barium		EPA200.8	0.0354	mg/L	Unfilt.	HNO3
01027	Cadmium		EPA200.8	0.00121	mg/L	Unfilt.	HNO3
01034	Chromium		EPA200.8	0.0291	mg/L	Unfilt.	HNO3
00720	Cyanide		SM4500-CN E	<0.01	mg/L	Unfilt.	NaOH
00951	Fluoride		EPA300.0	0.530	mg/L	Unfilt.	None
01051	Lead		EPA200.8	0.00275	mg/L	Unfilt.	HNO3
007900	Mercury		EPA245.1	0.000297	mg/L	Unfilt.	HNO3
01067	Nickel		EPA200.8	0.00533	mg/L	Unfilt.	HNO3
00620	Nitrate(as N)		EPA300.0	5.87	mg/L	Unfilt.	None
00630	Nitrite(as N)		EPA300.0	<0.2	mg/L	Unfilt.	None
01147	Selenium		EPA200.8	<0.0001	mg/L	Unfilt.	HNO3
00929	Sodium		EPA200.7	4.41	mg/L	Unfilt.	HNO3
01097	Antimony		EPA200.8	0.00150	mg/L	Unfilt.	HNO3
01012	Beryllium		EPA200.8	<0.0001	mg/L	Unfilt.	HNO3
01059	Thallium		EPA200.8	<0.0001	mg/L	Unfilt.	HNO3
34225	Asbestos		TEM		MF/L	Unfilt.	None
01105	Aluminum		EPA200.8	4.71	mg/L	Unfilt.	HNO3
00940	Chloride		EPA300.0	22.4	mg/L	Unfilt.	None
01042	Copper		EPA200.8	<0.0001	mg/L	Unfilt.	HNO3
00951	Fluoride		EPA300.0	0.530	mg/L	Unfilt.	None
01045	Iron		EPA200.7	1.76	mg/L	Unfilt.	HNO3
01055	Manganese		EPA200.7	0.0192	mg/L	Unfilt.	HNO3
01077	Silver		EPA200.8	0.000656	mg/L	Unfilt.	HNO3
00946	Sulfate		EPA300.0	9.31	mg/L	Unfilt.	None
01092	Zinc		EPA200.8	0.0348	mg/L	Unfilt.	HNO3
	Color (color units)		SM2120B	<5	PCU	Unfilt.	None
	Odor (total odor number)		SM2150B	<1	TON	Unfilt.	None

FLOWERS CHEMICAL LABORATORIES, INC.

P.O. Box 150-597, Altamonte Springs, FL 32715-0597
(407) 339-5984

Sample ID: 17123

PARAMETER MONITORING REPORT

GMS # 4060C00092
Mon Well #: MW-7
Well Name: SL-7
Classification of Groundwater: G-II

Sample Date: 10-17-00
Well Type: [ ] Background
[ ] Site Boundary
[ ] Intermediate
[ ] Compliance

Well Purged* Prior to Sample Collection (Yes/No): Yes

Ground Water Elevation (above MSL): 42.64

Storet Code	Parameter Monitored	Sampling Method	Analysis Method	Analysis Result	Units	Sample Filt/Unfilt	Preservative Added
00403	pH (units)		EPA150.1	7.65	pH	Unfilt.	None
	Total Dissovled Solids		SM2540C	198	mg/L	Unfilt.	None
	Foaming Agents		SM5540C	<0.2	mg/L	Unfilt.	None
034551	1,2,4-trichlorobenzene		EPA502.2		ug/L	Unfilt.	Na2S2O3
077093	cis-1,2-dichloroethene		EPA502.2		ug/L	Unfilt.	Na2S2O3
081551	Xylene		EPA502.2		ug/L	Unfilt.	Na2S2O3
034423	Methylene chloride		EPA502.2		ug/L	Unfilt.	Na2S2O3
034536	o-dichlorobenzene		EPA502.2		ug/L	Unfilt.	Na2S2O3
034571	Para-dichlorobenzene		EPA502.2		ug/L	Unfilt.	Na2S2O3
039175	Vinyl chloride		EPA502.2		ug/L	Unfilt.	Na2S2O3
034501	1,1-dichloroethene		EPA502.2		ug/L	Unfilt.	Na2S2O3
034546	t-1,2-dichloroethene		EPA502.2		ug/L	Unfilt.	Na2S2O3
034531	1,2-dichloroethane		EPA502.2		ug/L	Unfilt.	Na2S2O3
034506	1,1,1-trichloroethane		EPA502.2		ug/L	Unfilt.	Na2S2O3
032102	Carbon tetrachloride		EPA502.2		ug/L	Unfilt.	Na2S2O3
034541	1,2-dichloropropane		EPA502.2		ug/L	Unfilt.	Na2S2O3
039180	Trichloroethene		EPA502.2		ug/L	Unfilt.	Na2S2O3
0 34511	1,1,2-trichloroethane		EPA502.2		ug/L	Unfilt.	Na2S2O3
034475	Tetrachloroethene		EPA502.2		ug/L	Unfilt.	Na2S2O3
034301	Chlorobenzene		EPA502.2		ug/L	Unfilt.	Na2S2O3
034030	Benzene		EPA502.2		ug/L	Unfilt.	Na2S2O3
034010	Toluene		EPA502.2		ug/L	Unfilt.	Na2S2O3
034371	Ethylbenzene		EPA502.2		ug/L	Unfilt.	Na2S2O3
077128	Styrene		EPA502.2		ug/L	Unfilt.	Na2S2O3
082080	TTHM		EPA502.2		mg/L	Unfilt.	Na2S2O3
039390	Endrin		EPA505		ug/L	Unfilt.	None
039340	Lindane		EPA505		ug/L	Unfilt.	None
039480	Methoxychlor		EPA505		ug/L	Unfilt.	None

FLOWERS CHEMICAL LABORATORIES, INC.

P.O. Box 150-597, Altamonte Springs, FL 32715-0597
(407) 339-5984

Sample ID: 17123

PARAMETER MONITORING REPORT

GMS # 4016000092
Mon Well #: MW-7
Well Name: SL-7
Classification of Groundwater: G-II

Sample Date: 10-17-00
Well Type: [ ] Background
[ ] Site Boundary
[ ] Intermediate
[ ] Compliance

Well Purged* Prior to Sample Collection (Yes/No): Yes

Ground Water Elevation (above MSL): 42.64

Storet Code	Parameter Monitored	Sampling Method	Analysis Method	Analysis Result	Units	Sample Filt/Unfilt	Preservative Added
039400	Toxaphene		EPA505		ug/L	Unfilt.	None
030200	Dalapon		EPA515.1		ug/L	Unfilt.	None
004443	Diquat		EPA549.1		ug/L	Unfilt.	None
038926	Endothall		EPA548.1		ug/L	Unfilt.	None
039941	Gylphosate		EPA547		ug/L	Unfilt.	None
077903	Di(2-ethylhexyl) adipate		EPA525.2		ug/L	Unfilt.	None
0 82613	Oxamyl (Vydate)		EPA531.1		ug/L	Unfilt.	None
039055	Simazine		EPA505		ug/L	Unfilt.	None
039104	Bis(2-ethylhexyl)phthalate		EPA525.2		ug/L	Unfilt.	None
039720	Picloram		EPA515.1		ug/L	Unfilt.	None
030191	Dinoseb		EPA515.1		ug/L	Unfilt.	None
034386	Hexachlorocyclopentadiene		EPA505		ug/L	Unfilt.	None
081405	Carbofuran		EPA531.1		ug/L	Unfilt.	None
039630	Atrazine		EPA505		ug/L	Unfilt.	None
077825	Alachlor (Lasso)		EPA505		ug/L	Unfilt.	None
034675	Dioxin		EPA625		ug/L	Unfilt.	None
039410	Heptachlor		EPA505		ug/L	Unfilt.	None
039420	Heptachlor_Epoxide		EPA505		ug/L	Unfilt.	None
039736	2,4-D		EPA515.1		ug/L	Unfilt.	None
039760	2,4,5-TP(Silvex)		EPA515.1		ug/L	Unfilt.	None
039700	Hexachlorobenzene		EPA505		ug/L	Unfilt.	None
034247	Benzo(a)pyrene		EPA550		ug/L	Unfilt.	None
039032	Pentachlorophenol		EPA515.1		ug/L	Unfilt.	None
039516	Total_PCB		EPA505		ug/L	Unfilt.	None
038760	Dibromochloropropane		EPA504.1		ug/L	Unfilt.	Na2S2O3
039082	Ethylene dibromide		EPA504.1		ug/L	Unfilt.	Na2S2O3
039350	Chlordane		EPA505		ug/L	Unfilt.	None
001516	Gross alpha		EPA900	13.0	pCi/L	Unfilt.	None

FLOWERS CHEMICAL LABORATORIES, INC.

P.O. Box 150-597, Altamonte Springs, FL 32715-0597
(407) 339-5984

Sample ID: 17124

PARAMETER MONITORING REPORT

GMS # 960C00092
Mon Well #: MW-8
Well Name: SL-8
Classification of Groundwater: G-II

Sample Date: 10-17-00
Well Type: [ ] Background
[ ] Site Boundary
[ ] Intermediate
[ ] Compliance

Well Purged* Prior to Sample Collection (Yes/No): Yes

Ground Water Elevation (above MSL): 43.10

Storet Code	Parameter Monitored	Sampling Method	Analysis Method	Analysis Result	Units	Sample Filt/Unfilt	Preservative Added
01002	Arsenic		EPA200.8	<0.0001	mg/L	Unfilt.	HNO3
01007	Barium		EPA200.8	0.00822	mg/L	Unfilt.	HNO3
01027	Cadmium		EPA200.8	<0.0001	mg/L	Unfilt.	HNO3
01034	Chromium		EPA200.8	0.00310	mg/L	Unfilt.	HNO3
00720	Cyanide		SM4500-CN E	<0.01	mg/L	Unfilt.	NaOH
00951	Fluoride		EPA300.0	<0.2	mg/L	Unfilt.	None
01051	Lead		EPA200.8	<0.0001	mg/L	Unfilt.	HNO3
007900	Mercury		EPA245.1	0.000297	mg/L	Unfilt.	HNO3
01067	Nickel		EPA200.8	<0.0001	mg/L	Unfilt.	HNO3
00620	Nitrate(as N)		EPA300.0	<0.2	mg/L	Unfilt.	None
00630	Nitrite(as N)		EPA300.0	<0.2	mg/L	Unfilt.	None
01147	Selenium		EPA200.8	<0.0001	mg/L	Unfilt.	HNO3
00929	Sodium		EPA200.7	5.58	mg/L	Unfilt.	HNO3
01097	Antimony		EPA200.8	0.000872	mg/L	Unfilt.	HNO3
01012	Beryllium		EPA200.8	<0.0001	mg/L	Unfilt.	HNO3
01059	Thallium		EPA200.8	<0.0001	mg/L	Unfilt.	HNO3
34225	Asbestos		TEM		MF/L	Unfilt.	None
01105	Aluminum		EPA200.8	0.0589	mg/L	Unfilt.	HNO3
00940	Chloride		EPA300.0	16.4	mg/L	Unfilt.	None
01042	Copper		EPA200.8	<0.0001	mg/L	Unfilt.	HNO3
00951	Fluoride		EPA300.0	<0.2	mg/L	Unfilt.	None
01045	Iron		EPA200.7	3.75	mg/L	Unfilt.	HNO3
01055	Manganese		EPA200.7	0.102	mg/L	Unfilt.	HNO3
01077	Silver		EPA200.8	0.000511	mg/L	Unfilt.	HNO3
00946	Sulfate		EPA300.0	4.11	mg/L	Unfilt.	None
01092	Zinc		EPA200.8	0.0166	mg/L	Unfilt.	HNO3
	Color (color units)		SM2120B	<5	PCU	Unfilt.	None
	Odor (total odor number)		SM2150B	<1	TON	Unfilt.	None

FLOWERS CHEMICAL LABORATORIES, INC.
P.O. Box 150-597, Altamonte Springs, FL 32715-0597
(407) 339-5984

Sample ID: 17124

PARAMETER MONITORING REPORT

GMS # H060C00092
Mon Well #: MW-8
Well Name: SL-8
Classification of Groundwater: G-II

Sample Date: 10-17-00
Well Type: [ ] Background
[ ] Site Boundary
[ ] Intermediate
[ ] Compliance

Well Purged* Prior to Sample Collection (Yes/No): Yes

Ground Water Elevation (above MSL): 43.10

Storet Code	Parameter Monitored	Sampling Method	Analysis Method	Analysis Result	Units	Sample Filt/Unfilt	Preservative Added
00403	pH (units)		EPA150.1	7.25	pH	Unfilt.	None
	Total Dissovled Solids		SM2540C	244	mg/L	Unfilt.	None
	Foaming Agents		SM5540C	<0.2	mg/L	Unfilt.	None
034551	1,2,4-trichlorobenzene		EPA502.2		ug/L	Unfilt.	Na2S2O3
077093	cis-1,2-dichloroethene		EPA502.2		ug/L	Unfilt.	Na2S2O3
081551	Xylene		EPA502.2		ug/L	Unfilt.	Na2S2O3
034423	Methylene chloride		EPA502.2		ug/L	Unfilt.	Na2S2O3
034536	o-dichlorobenzene		EPA502.2		ug/L	Unfilt.	Na2S2O3
034571	Para-dichlorobenzene		EPA502.2		ug/L	Unfilt.	Na2S2O3
039175	Vinyl chloride		EPA502.2		ug/L	Unfilt.	Na2S2O3
034501	1,1-dichloroethene		EPA502.2		ug/L	Unfilt.	Na2S2O3
034546	t-1,2-dichloroethene		EPA502.2		ug/L	Unfilt.	Na2S2O3
034531	1,2-dichloroethane		EPA502.2		ug/L	Unfilt.	Na2S2O3
034506	1,1,1-trichloroethane		EPA502.2		ug/L	Unfilt.	Na2S2O3
032102	Carbon tetrachloride		EPA502.2		ug/L	Unfilt.	Na2S2O3
034541	1,2-dichloropropane		EPA502.2		ug/L	Unfilt.	Na2S2O3
039180	Trichloroethene		EPA502.2		ug/L	Unfilt.	Na2S2O3
0 34511	1,1,2-trichloroethane		EPA502.2		ug/L	Unfilt.	Na2S2O3
034475	Tetrachloroethene		EPA502.2		ug/L	Unfilt.	Na2S2O3
034301	Chlorobenzene		EPA502.2		ug/L	Unfilt.	Na2S2O3
034030	Benzene		EPA502.2		ug/L	Unfilt.	Na2S2O3
034010	Toluene		EPA502.2		ug/L	Unfilt.	Na2S2O3
034371	Ethylbenzene		EPA502.2		ug/L	Unfilt.	Na2S2O3
077128	Styrene		EPA502.2		ug/L	Unfilt.	Na2S2O3
082080	TTHM		EPA502.2		mg/L	Unfilt.	Na2S2O3
039390	Endrin		EPA505		ug/L	Unfilt.	None
039340	Lindane		EPA505		ug/L	Unfilt.	None
039480	Methoxychlor		EPA505		ug/L	Unfilt.	None

FLOWERS CHEMICAL LABORATORIES, INC.
P.O. Box 150-597, Altamonte Springs, FL 32715-0597
(407) 339-5984

Sample ID: 17124

PARAMETER MONITORING REPORT

GMS # H0600000092
Mon Well #: MW-8
Well Name: SL-8
Classification of Groundwater: G-II

Sample Date: 10-17-00
Well Type: [ ] Background
[ ] Site Boundary
[ ] Intermediate
[ ] Compliance

Well Purged* Prior to Sample Collection (Yes/No): Yes

Ground Water Elevation (above MSL): 43.10

Storet Code	Parameter Monitored	Sampling Method	Analysis Method	Analysis Result	Units	Sample Filt/Unfilt	Preservative Added
039400	Toxaphene		EPA505		ug/L	Unfilt.	None
030200	Dalapon		EPA515.1		ug/L	Unfilt.	None
004443	Diquat		EPA549.1		ug/L	Unfilt.	None
038926	Endothall		EPA548.1		ug/L	Unfilt.	None
039941	Gylphosate		EPA547		ug/L	Unfilt.	None
077903	Di(2-ethylhexyl) adipate		EPA525.2		ug/L	Unfilt.	None
0 82613	Oxamyl (Vydate)		EPA531.1		ug/L	Unfilt.	None
039055	Simazine		EPA505		ug/L	Unfilt.	None
039104	Bis(2-ethylhexyl)phthalate		EPA525.2		ug/L	Unfilt.	None
039720	Picloram		EPA515.1		ug/L	Unfilt.	None
030191	Dinoseb		EPA515.1		ug/L	Unfilt.	None
034386	Hexachlorocyclopentadiene		EPA505		ug/L	Unfilt.	None
081405	Carbofuran		EPA531.1		ug/L	Unfilt.	None
039630	Atrazine		EPA505		ug/L	Unfilt.	None
077825	Alachlor (Lasso)		EPA505		ug/L	Unfilt.	None
034675	Dioxin		EPA625		ug/L	Unfilt.	None
039410	Heptachlor		EPA505		ug/L	Unfilt.	None
039420	Heptachlor_Epoxide		EPA505		ug/L	Unfilt.	None
039736	2,4-D		EPA515.1		ug/L	Unfilt.	None
039760	2,4,5-TP(Silvex)		EPA515.1		ug/L	Unfilt.	None
039700	Hexachlorobenzene		EPA505		ug/L	Unfilt.	None
034247	Benzo(a)pyrene		EPA550		ug/L	Unfilt.	None
039032	Pentachlorophenol		EPA515.1		ug/L	Unfilt.	None
039516	Total_PCB		EPA505		ug/L	Unfilt.	None
038760	Dibromochloropropane		EPA504.1		ug/L	Unfilt.	Na2S2O3
039082	Ethylene dibromide		EPA504.1		ug/L	Unfilt.	Na2S2O3
039350	Chlordane		EPA505		ug/L	Unfilt.	None
001516	Gross alpha		EPA900	7.40	pCi/L	Unfilt.	None

FLOWERS CHEMICAL LABORATORIES, INC.

P.O. Box 150-597, Altamonte Springs, FL 32715-0597
(407) 339-5984

Sample ID: 17125

PARAMETER MONITORING REPORT

GMS # 406000093
Mon Well #: MW-9
Well Name: SL-9
Classification of Groundwater: G-II

Sample Date: 10-17-00
Well Type: [ ] Background
[ ] Site Boundary
[ ] Intermediate
[ ] Compliance

Well Purged* Prior to Sample Collection (Yes/No): Yes

Ground Water Elevation (above MSL): 42.87

Storet Code	Parameter Monitored	Sampling Method	Analysis Method	Analysis Result	Units	Sample Filt/Unfilt	Preservative Added
01002	Arsenic		EPA200.8	<0.0001	mg/L	Unfilt.	HNO3
01007	Barium		EPA200.8	0.0243	mg/L	Unfilt.	HNO3
01027	Cadmium		EPA200.8	0.00168	mg/L	Unfilt.	HNO3
01034	Chromium		EPA200.8	0.0101	mg/L	Unfilt.	HNO3
00720	Cyanide		SM4500-CN E	<0.01	mg/L	Unfilt.	NaOH
00951	Fluoride		EPA300.0	0.365	mg/L	Unfilt.	None
01051	Lead		EPA200.8	0.000161	mg/L	Unfilt.	HNO3
007900	Mercury		EPA245.1	0.00213	mg/L	Unfilt.	HNO3
01067	Nickel		EPA200.8	0.00744	mg/L	Unfilt.	HNO3
00620	Nitrate(as N)		EPA300.0	<0.2	mg/L	Unfilt.	None
00630	Nitrite(as N)		EPA300.0	<0.2	mg/L	Unfilt.	None
01147	Selenium		EPA200.8	0.000488	mg/L	Unfilt.	HNO3
00929	Sodium		EPA200.7	10.7	mg/L	Unfilt.	HNO3
01097	Antimony		EPA200.8	0.000437	mg/L	Unfilt.	HNO3
01012	Beryllium		EPA200.8	<0.0001	mg/L	Unfilt.	HNO3
01059	Thallium		EPA200.8	<0.0001	mg/L	Unfilt.	HNO3
34225	Asbestos		TEM		MF/L	Unfilt.	None
01105	Aluminum		EPA200.8	1.38	mg/L	Unfilt.	HNO3
00940	Chloride		EPA300.0	20.0	mg/L	Unfilt.	None
01042	Copper		EPA200.8	<0.0001	mg/L	Unfilt.	HNO3
00951	Fluoride		EPA300.0	0.365	mg/L	Unfilt.	None
01045	Iron		EPA200.7	1.16	mg/L	Unfilt.	HNO3
01055	Manganese		EPA200.7	0.0397	mg/L	Unfilt.	HNO3
01077	Silver		EPA200.8	0.000533	mg/L	Unfilt.	HNO3
00946	Sulfate		EPA300.0	6.42	mg/L	Unfilt.	None
01092	Zinc		EPA200.8	0.0177	mg/L	Unfilt.	HNO3
	Color (color units)		SM2120B	<5	PCU	Unfilt.	None
	Odor (total odor number)		SM2150B	<1	TON	Unfilt.	None

FLOWERS CHEMICAL LABORATORIES, INC.
P.O. Box 150-597, Altamonte Springs, FL 32715-0597
(407) 339-5984

Sample ID: 17125

PARAMETER MONITORING REPORT

GMS # 4060C00092
Mon Well #: MW-9
Well Name: SL-9
Classification of Groundwater: G-II

Well Purged* Prior to Sample Collection (Yes/No): Yes

Sample Date: 10-17-00
Well Type: [ ] Background
[ ] Site Boundary
[ ] Intermediate
[ ] Compliance

Ground Water Elevation (above MSL): 42.87

Storet Code	Parameter Monitored	Sampling Method	Analysis Method	Analysis Result	Units	Sample Filt/Unfilt	Preservative Added
00403	pH (units)		EPA150.1	6.70	pH	Unfilt.	None
	Total Dissovled Solids		SM2540C	508	mg/L	Unfilt.	None
	Foaming Agents		SM5540C	<0.2	mg/L	Unfilt.	None
034551	1,2,4-trichlorobenzene		EPA502.2		ug/L	Unfilt.	Na2S2O3
077093	cis-1,2-dichloroethene		EPA502.2		ug/L	Unfilt.	Na2S2O3
081551	Xylene		EPA502.2		ug/L	Unfilt.	Na2S2O3
034423	Methylene chloride		EPA502.2		ug/L	Unfilt.	Na2S2O3
034536	o-dichlorobenzene		EPA502.2		ug/L	Unfilt.	Na2S2O3
034571	Para-dichlorobenzene		EPA502.2		ug/L	Unfilt.	Na2S2O3
039175	Vinyl chloride		EPA502.2		ug/L	Unfilt.	Na2S2O3
034501	1,1-dichloroethene		EPA502.2		ug/L	Unfilt.	Na2S2O3
034546	t-1,2-dichloroethene		EPA502.2		ug/L	Unfilt.	Na2S2O3
034531	1,2-dichloroethane		EPA502.2		ug/L	Unfilt.	Na2S2O3
034506	1,1,1-trichloroethane		EPA502.2		ug/L	Unfilt.	Na2S2O3
032102	Carbon tetrachloride		EPA502.2		ug/L	Unfilt.	Na2S2O3
034541	1,2-dichloropropane		EPA502.2		ug/L	Unfilt.	Na2S2O3
039180	Trichloroethene		EPA502.2		ug/L	Unfilt.	Na2S2O3
0 34511	1,1,2-trichloroethane		EPA502.2		ug/L	Unfilt.	Na2S2O3
034475	Tetrachloroethene		EPA502.2		ug/L	Unfilt.	Na2S2O3
034301	Chlorobenzene		EPA502.2		ug/L	Unfilt.	Na2S2O3
034030	Benzene		EPA502.2		ug/L	Unfilt.	Na2S2O3
034010	Toluene		EPA502.2		ug/L	Unfilt.	Na2S2O3
034371	Ethylbenzene		EPA502.2		ug/L	Unfilt.	Na2S2O3
077128	Styrene		EPA502.2		ug/L	Unfilt.	Na2S2O3
082080	TTHM		EPA502.2		mg/L	Unfilt.	Na2S2O3
039390	Endrin		EPA505		ug/L	Unfilt.	None
039340	Lindane		EPA505		ug/L	Unfilt.	None
039480	Methoxychlor		EPA505		ug/L	Unfilt.	None

FLOWERS CHEMICAL LABORATORIES, INC.

P.O. Box 150-597, Altamonte Springs, FL 32715-0597
(407) 339-5984

Sample ID: 17125

PARAMETER MONITORING REPORT

GMS # H016OC00092
Mon Well #: MW-9
Well Name: SL-9
Classification of Groundwater: G-II

Well Purged* Prior to Sample Collection (Yes/No): Yes

Sample Date: 10-17-00
Well Type: [ ] Background
[ ] Site Boundary
[ ] Intermediate
[ ] Compliance

Ground Water Elevation (above MSL): 42.87

Storet Code	Parameter Monitored	Sampling Method	Analysis Method	Analysis Result	Units	Sample Filt/Unfilt	Preservative Added
039400	Toxaphene		EPA505		ug/L	Unfilt.	None
030200	Dalapon		EPA515.1		ug/L	Unfilt.	None
004443	Diquat		EPA549.1		ug/L	Unfilt.	None
038926	Endothall		EPA548.1		ug/L	Unfilt.	None
039941	Gylphosate		EPA547		ug/L	Unfilt.	None
077903	Di(2-ethylhexyl) adipate		EPA525.2		ug/L	Unfilt.	None
0 82613	Oxamyl (Vydate)		EPA531.1		ug/L	Unfilt.	None
039055	Simazine		EPA505		ug/L	Unfilt.	None
039104	Bis(2-ethylhexyl)phthalate		EPA525.2		ug/L	Unfilt.	None
039720	Picloram		EPA515.1		ug/L	Unfilt.	None
030191	Dinoseb		EPA515.1		ug/L	Unfilt.	None
034386	Hexachlorocyclopentadiene		EPA505		ug/L	Unfilt.	None
081405	Carbofuran		EPA531.1		ug/L	Unfilt.	None
039630	Atrazine		EPA505		ug/L	Unfilt.	None
077825	Alachlor (Lasso)		EPA505		ug/L	Unfilt.	None
034675	Dioxin		EPA625		ug/L	Unfilt.	None
039410	Heptachlor		EPA505		ug/L	Unfilt.	None
039420	Heptachlor_Epoxide		EPA505		ug/L	Unfilt.	None
039736	2,4-D		EPA515.1		ug/L	Unfilt.	None
039760	2,4,5-TP(Silvex)		EPA515.1		ug/L	Unfilt.	None
039700	Hexachlorobenzene		EPA505		ug/L	Unfilt.	None
034247	Benzo(a)pyrene		EPA550		ug/L	Unfilt.	None
039032	Pentachlorophenol		EPA515.1		ug/L	Unfilt.	None
039516	Total_PCB		EPA505		ug/L	Unfilt.	None
038760	Dibromochloropropane		EPA504.1		ug/L	Unfilt.	Na2S2O3
039082	Ethylene dibromide		EPA504.1		ug/L	Unfilt.	Na2S2O3
039350	Chlordane		EPA505		ug/L	Unfilt.	None
001516	Gross alpha		EPA900	51.0	pCi/L	Unfilt.	None

STATE OF FLORIDA
DEPARTMENT OF ENVIRONMENTAL PROTECTION
SOUTHWEST DISTRICT

CONVERSATION RECORD

Date 2/8/01 Subject Sumter County

Time 3:20pm Permit No. 22926-002-SF

County Sumter

Ms. Patricia Snowden Telephone No. 352-787-1268

Representing Central Testing Laboratory

[X] Phoned Me [ ] Was Called [ ] Scheduled Meeting [ ] Unscheduled Meeting

Other Individuals Involved in Conversation/Meeting

Summary of Conversation/Meeting

- Will mail signed pages from Flowers for the 4th Quarter 2000 tomorrow 2/9/00
- Map is still in progress
- extended parameters to be sampled for within the next 2 weeks

(continue on another sheet, if necessary)

Signature

Title ESI, OPS

PA-01
1/96
pap

Central Testing Laboratory

EB 0002407

Engineering and Materials Testing

Reply to:

D.E.R.
FEB 20 2001
Southwest District Tampa

Date: February 9, 2001

To: Ms. Sara Smithy

From: Central Testing Laboratory

RE: Corrections added on 4th Quarter

Dear Sara,

Thank you for your recent message regarding the missing pages. I have made the necessary corrections on the 4th quarter sampling event for Sumter County Public Works Solid Waste Division. I am enclosing them for your use to correct the file.

I appreciate your patience and understanding while awaiting the changes. If you have any other questions or concerns, please feel free to call.

I look forward to working with you on future projects.

Patricia Snowdon.

NOTE:
THE LABORATORY SHOULD FOR ORGANICS AND PESTICIDES DOES NOT INCLUDED IN THIS SUBMITTAL, SEE CTL SUBMITTAL DATED 3/9/01

P.O. Box 883
Floral City, FL 34436
(352) 726-6447

727 S. 14th Street
Leesburg, FL 34748
(352) 787-1268

Sumter County
(352) 793-3639

1725 SW 17th Street
Ocala, FL 34474
(352) 622-1186

FLOWERS CHEMICAL LABORATORIES INCORPORATED

Received From:
Cent.Testing Lab
723 S. 14th Street
Leesburg,FL 34748

Date Reported : Nov 9 2000
Project Number : Sumter Co. lndfl
PO Number : n/a
FLDOH Number : E83018
NYSDOH Number : 11595
CTDPH Number : 0173
NCDEHNR Number : 296
SCDHEC Number : 96019

For: SL1
Date Sampled:Oct17 2000 Date Received:Oct17 2000 Lab Numbers: 17119-17125

REPORT OF ANALYSIS

Parameter	Unit	Reportable Detection Limit	%Rec	%RSD	17119
Arsenic	mg/L	0.000100	114.	1.10	<0.000100
Barium	mg/L	0.000100	108.	1.13	0.0541
Cadmium	mg/L	0.000100	107.	2.77	<0.000100
Chromium	mg/L	0.000100	118.	13.4	0.0189
Cyanide	mg/L	0.0100	90.4	.750	<0.0100
Fluoride	mg/L	0.200	82.5	1.55	0.489
Lead	mg/L	0.000100	105.	1.51	0.00906
Mercury	mg/L	0.000200	138.	5.34	<0.000200
Nickel	mg/L	0.000100	115.	11.3	0.00284
Nitrate(as N)	mg/L	0.200	95.3	6.91	3.61
Nitrite(as N)	mg/L	0.200	121.	.770	<0.200
Selenium	mg/L	0.000100	111.	1.43	<0.000100
Sodium	mg/L	0.0100	118.	.130	3.01
Antimony	mg/L	0.000100	119.	15.2	0.000173
Beryllium	mg/L	0.000100	127.	3.81	<0.000100
Thallium	mg/L	0.000100	108.	1.32	<0.000100
Asbestos	MF/L	1.00			-
Aluminum	mg/L	0.000500	87.6	3.08	5.37
Chloride	mg/L	0.400	73.1	.000	69.9
Copper	mg/L	0.000100	117.	13.1	0.00222
Fluoride	mg/L	0.0500			0.489
Iron	mg/L	0.0100	109.	.410	1.32
Manganese	mg/L	0.00500	109.	.480	0.0174
Silver	mg/L	0.0000500	101.	2.24	0.00246
Sulfate	mg/L	1.00	89.5	1.78	11.0
Zinc	mg/L	0.000100	126.	12.4	0.0172

Certificate of Results

Sample integrity certified prior to analysis. Test results meet all requirments of the NELAC Standards, except as noted in the QA Report Section 4. This Report may not be reproduced in part, results relate only to items tested.

Jefferson S. Flowers, Ph.D.
President/Technical Director

481 NEWBURYPORT AVE.
ALTAMONTE SPRINGS.
FLORIDA 32701
P.O. BOX 150597
ALTAMONTE SPRINGS.
FLORIDA 32715-0597
BUS: (407) 339-5984
FAX: (407) 260-6110
WEB: www.flowerslabs.com

FLOWERS
CHEMICAL
LABORATORIES
INCORPORATED

Received From:
Cent.Testing Lab
723 S. 14th Street
Leesburg,FL 34748

Date Reported : Nov 9 2000
Project Number : Sumter Co. lndfl
PO Number : n/a
FLDOH Number : E83018
NYSDOH Number : 11595
CTDPH Number : 0173
NCDEHNR Number : 296
SCDHEC Number : 96019

For: SL2
Date Sampled:Oct17 2000 Date Received:Oct17 2000 Lab Numbers: 17119-17125

REPORT OF ANALYSIS

Parameter	Unit	Reportable Detection Limit	%Rec	%RSD	17120
Arsenic	mg/L	0.000100	114.	1.10	<0.000100
Barium	mg/L	0.000100	108.	1.13	0.0107
Cadmium	mg/L	0.000100	107.	2.77	<0.000100
Chromium	mg/L	0.000100	118.	13.4	<0.000100
Cyanide	mg/L	0.0100	90.4	.750	<0.0100
Fluoride	mg/L	0.200	82.5	1.55	0.352
Lead	mg/L	0.000100	105.	1.51	<0.000100
Mercury	mg/L	0.000200	138.	5.34	<0.000200
Nickel	mg/L	0.000100	115.	11.3	<0.000100
Nitrate(as N)	mg/L	0.200	95.3	6.91	4.66
Nitrite(as N)	mg/L	0.200	121.	.770	<0.200
Selenium	mg/L	0.000100	111.	1.43	<0.000100
Sodium	mg/L	0.0100	118.	.130	8.04
Antimony	mg/L	0.000100	119.	15.2	0.00278
Beryllium	mg/L	0.000100	127.	3.81	<0.000100
Thallium	mg/L	0.000100	108.	1.32	<0.000100
Asbestos	MF/L	1.00			-
Aluminum	mg/L	0.000500	87.6	3.08	<0.000500
Chloride	mg/L	0.400	73.1	.000	20.6
Copper	mg/L	0.000100	117.	13.1	0.0112
Fluoride	mg/L	0.0500			0.352
Iron	mg/L	0.0100	109.	.410	0.0567
Manganese	mg/L	0.00500	109.	.480	<0.00500
Silver	mg/L	0.0000500	101.	2.24	0.000429
Sulfate	mg/L	1.00	89.5	1.78	10.4
Zinc	mg/L	0.000100	126.	12.4	0.0133

Certificate of Results

Sample integrity certified prior to analysis. Test results meet all requirments of the NELAC Standards, except as noted in the QA Report Section 4. This Report may not be reproduced in part, results relate only to items tested.

Jefferson S. Flowers, Ph.D.
President/Technical Director

481 NEWBURYPORT AVE
ALTAMONTE SPRINGS
FLORIDA 3270
P.O. BOX 15059
ALTAMONTE SPRINGS
FLORIDA 32715-059
BUS: (407) 339-598
FAX: (407) 260-611
WEB: www.flowerslabs.cor

FLOWERS
CHEMICAL
LABORATORIES
INCORPORATED

Received From:
Cent.Testing Lab
723 S. 14th Street
Leesburg,FL 34748

Date Reported : Nov 9 2000
Project Number : Sumter Co. lndfl
PO Number : n/a
FLDOH Number : E83018
NYSDOH Number : 11595
CTDPH Number : 0173
NCDEHNR Number : 296
SCDHEC Number : 96019

For: SL4
Date Sampled:Oct17 2000 Date Received:Oct17 2000 Lab Numbers: 17119-17125

REPORT OF ANALYSIS

Parameter	Unit	Reportable Detection Limit	%Rec	%RSD	17121
Arsenic	mg/L	0.000100	114.	1.10	<0.000100
Barium	mg/L	0.000100	108.	1.13	0.00950
Cadmium	mg/L	0.000100	107.	2.77	<0.000100
Chromium	mg/L	0.000100	118.	13.4	<0.000100
Cyanide	mg/L	0.0100	90.4	.750	<0.0100
Fluoride	mg/L	0.200	82.5	1.55	0.352
Lead	mg/L	0.000100	105.	1.51	<0.000100
Mercury	mg/L	0.000200	138.	5.34	<0.000200
Nickel	mg/L	0.000100	115.	11.3	<0.000100
Nitrate(as N)	mg/L	0.200	95.3	6.91	14.5
Nitrite(as N)	mg/L	0.200	121.	.770	0.446
Selenium	mg/L	0.000100	111.	1.43	0.00192
Sodium	mg/L	0.0100	118.	.130	51.5
Antimony	mg/L	0.000100	119.	15.2	0.00301
Beryllium	mg/L	0.000100	127.	3.81	<0.000100
Thallium	mg/L	0.000100	108.	1.32	<0.000100
Asbestos	MF/L	1.00			-
Aluminum	mg/L	0.000500	87.6	3.08	<0.000500
Chloride	mg/L	0.400	73.1	.000	69.9
Copper	mg/L	0.000100	117.	13.1	0.0102
Fluoride	mg/L	0.0500			0.352
Iron	mg/L	0.0100	109.	.410	0.0402
Manganese	mg/L	0.00500	109.	.480	0.00644
Silver	mg/L	0.0000500	101.	2.24	0.000442
Sulfate	mg/L	1.00	89.5	1.78	7.14
Zinc	mg/L	0.000100	126.	12.4	0.0229

Certificate of Results

Sample integrity certified prior to analysis. Test results meet all requirments of the NELAC Standards, except as noted in the QA Report Section 4. This Report may not be reproduced in part, results relate only to items tested.

Jefferson S. Flowers, Ph.D.
President/Technical Director

481 NEWBURYPORT AVE.
ALTAMONTE SPRINGS,
FLORIDA 32701
P.O. BOX 150597
ALTAMONTE SPRINGS,
FLORIDA 32715-0597
BUS: (407) 339-5984
FAX: (407) 260-6110
WEB: www.flowerslabs.com

FLOWERS
CHEMICAL
LABORATORIES
INCORPORATED

Received From:
Cent.Testing Lab
723 S. 14th Street
Leesburg,FL 34748

Date Reported : Nov 9 2000
Project Number : Sumter Co. lndfl
PO Number : n/a
FLDOH Number : E83018
NYSDOH Number : 11595
CTDPH Number : 0173
NCDEHNR Number : 296
SCDHEC Number : 96019

For: SL6A
Date Sampled:Oct17 2000 Date Received:Oct17 2000 Lab Numbers: 17119-17125

REPORT OF ANALYSIS

Parameter	Unit	Reportable Detection Limit	%Rec	%RSD	17122
Arsenic	mg/L	0.000100	114.	1.10	<0.000100
Barium	mg/L	0.000100	108.	1.13	0.00811
Cadmium	mg/L	0.000100	107.	2.77	<0.000100
Chromium	mg/L	0.000100	118.	13.4	0.00194
Cyanide	mg/L	0.0100	90.4	.750	<0.0100
Fluoride	mg/L	0.200	82.5	1.55	0.242
Lead	mg/L	0.000100	105.	1.51	<0.000100
Mercury	mg/L	0.000200	138.	5.34	<0.000200
Nickel	mg/L	0.000100	115.	11.3	<0.000100
Nitrate(as N)	mg/L	0.200	95.3	6.91	6.62
Nitrite(as N)	mg/L	0.200	121.	.770	<0.200
Selenium	mg/L	0.000100	111.	1.43	<0.000100
Sodium	mg/L	0.0100	118.	.130	3.71
Antimony	mg/L	0.000100	119.	15.2	0.00158
Beryllium	mg/L	0.000100	127.	3.81	<0.000100
Thallium	mg/L	0.000100	108.	1.32	<0.000100
Asbestos	MF/L	1.00			-
Aluminum	mg/L	0.000500	87.6	3.08	<0.000500
Chloride	mg/L	0.400	73.1	.000	20.0
Copper	mg/L	0.000100	117.	13.1	<0.000100
Fluoride	mg/L	0.0500			0.242
Iron	mg/L	0.0100	109.	.410	0.112
Manganese	mg/L	0.00500	109.	.480	0.00911
Silver	mg/L	0.0000500	101.	2.24	0.000454
Sulfate	mg/L	1.00	89.5	1.78	7.07
Zinc	mg/L	0.000100	126.	12.4	0.0307

Certificate of Results

Sample integrity certified prior to analysis. Test results meet all requirments of the NELAC Standards, except as noted in the QA Report Section 4. This Report may not be reproduced in part, results relate only to items tested.

Jefferson S. Flowers, Ph.D.
President/Technical Director

481 NEWBURYPORT AVE.
ALTAMONTE SPRINGS.
FLORIDA 32701
P.O. BOX 150597
ALTAMONTE SPRINGS.
FLORIDA 32715-0597
BUS: (407) 339-5984
FAX: (407) 260-6110
WEB: www.flowerslabs.com

FLOWERS
CHEMICAL
LABORATORIES
INCORPORATED

Received From:
Cent.Testing Lab
723 S. 14th Street
Leesburg,FL 34748

Date Reported : Nov 9 2000
Project Number : Sumter Co. lndfl
PO Number : n/a
FLDOH Number : E83018
NYSDOH Number : 11595
CTDPH Number : 0173
NCDEHNR Number : 296
SCDHEC Number : 96019

For: SL7
Date Sampled:Oct17 2000 Date Received:Oct17 2000 Lab Numbers: 17119-17125

REPORT OF ANALYSIS

Parameter	Unit	Reportable Detection Limit	%Rec	%RSD	17123
Arsenic	mg/L	0.000100	114.	1.10	<0.000100
Barium	mg/L	0.000100	108.	1.13	0.0354
Cadmium	mg/L	0.000100	107.	2.77	0.00121
Chromium	mg/L	0.000100	118.	13.4	0.0291
Cyanide	mg/L	0.0100	90.4	.750	<0.0100
Fluoride	mg/L	0.200	82.5	1.55	0.530
Lead	mg/L	0.000100	105.	1.51	0.00275
Mercury	mg/L	0.000200	138.	5.34	0.000297
Nickel	mg/L	0.000100	115.	11.3	0.00533
Nitrate(as N)	mg/L	0.200	95.3	6.91	5.87
Nitrite(as N)	mg/L	0.200	121.	.770	<0.200
Selenium	mg/L	0.000100	111.	1.43	<0.000100
Sodium	mg/L	0.0100	118.	.130	4.41
Antimony	mg/L	0.000100	119.	15.2	0.00150
Beryllium	mg/L	0.000100	127.	3.81	<0.000100
Thallium	mg/L	0.000100	108.	1.32	<0.000100
Asbestos	MF/L	1.00			-
Aluminum	mg/L	0.000500	87.6	3.08	4.71
Chloride	mg/L	0.400	73.1	.000	22.4
Copper	mg/L	0.000100	117.	13.1	<0.000100
Fluoride	mg/L	0.0500			0.530
Iron	mg/L	0.0100	109.	.410	1.76
Manganese	mg/L	0.00500	109.	.480	0.0192
Silver	mg/L	0.0000500	101.	2.24	0.000656
Sulfate	mg/L	1.00	89.5	1.78	9.31
Zinc	mg/L	0.000100	126.	12.4	0.0348

Certificate of Results

Sample integrity certified prior to analysis. Test results meet all requirments of the NELAC Standards, except as noted in the QA Report Section 4. This Report may not be reproduced in part, results relate only to items tested.

Jefferson S. Flowers, Ph.D.
President/Technical Director

481 NEWBURYPORT AVE.
ALTAMONTE SPRINGS.
FLORIDA 32701
P.O. BOX 150597
ALTAMONTE SPRINGS.
FLORIDA 32715-0597
BUS: (407) 339-5984
FAX: (407) 260-6110
WEB: www.flowerslabs.com

FLOWERS
CHEMICAL
LABORATORIES
INCORPORATED

Received From:
Cent.Testing Lab
723 S. 14th Street
Leesburg,FL 34748

Date Reported : Nov 9 2000
Project Number : Sumter Co. lndfl
PO Number : n/a
FLDOH Number : E83018
NYSDOH Number : 11595
CTDPH Number : 0173
NCDEHNR Number : 296
SCDHEC Number : 96019

For: SL8
Date Sampled:Oct17 2000 Date Received:Oct17 2000 Lab Numbers: 17119-17125

REPORT OF ANALYSIS

Parameter	Unit	Reportable Detection Limit	%Rec	%RSD	17124
Arsenic	mg/L	0.000100	114.	1.10	<0.000100
Barium	mg/L	0.000100	108.	1.13	0.00822
Cadmium	mg/L	0.000100	107.	2.77	<0.000100
Chromium	mg/L	0.000100	118.	13.4	0.00310
Cyanide	mg/L	0.0100	90.4	.750	<0.0100
Fluoride	mg/L	0.200	82.5	1.55	<0.200
Lead	mg/L	0.000100	105.	1.51	<0.000100
Mercury	mg/L	0.000200	138.	5.34	0.000297
Nickel	mg/L	0.000100	115.	11.3	<0.000100
Nitrate(as N)	mg/L	0.200	95.3	6.91	<0.200
Nitrite(as N)	mg/L	0.200	121.	.770	<0.200
Selenium	mg/L	0.000100	111.	1.43	<0.000100
Sodium	mg/L	0.0100	118.	.130	5.58
Antimony	mg/L	0.000100	119.	15.2	0.000872
Beryllium	mg/L	0.000100	127.	3.81	<0.000100
Thallium	mg/L	0.000100	108.	1.32	<0.000100
Asbestos	MF/L	1.00			-
Aluminum	mg/L	0.000500	87.6	3.08	0.0589
Chloride	mg/L	0.400	73.1	.000	16.4
Copper	mg/L	0.000100	117.	13.1	<0.000100
Fluoride	mg/L	0.0500			0.200
Iron	mg/L	0.0100	109.	.410	3.75
Manganese	mg/L	0.00500	109.	.480	0.102
Silver	mg/L	0.0000500	101.	2.24	0.000511
Sulfate	mg/L	1.00	89.5	1.78	4.11
Zinc	mg/L	0.000100	126.	12.4	0.0166

Certificate of Results

Sample integrity certified prior to analysis. Test results meet all requirments of the NELAC Standards, except as noted in the QA Report Section 4. This Report may not be reproduced in part, results relate only to items tested.

Jefferson S. Flowers, Ph.D.
President/Technical Director

481 NEWBURYPORT AVE.
ALTAMONTE SPRINGS.
FLORIDA 32701
P.O. BOX 150597
ALTAMONTE SPRINGS.
FLORIDA 32715-0597
BUS: (407) 339-5984
FAX: (407) 260-6110
WEB: www.flowerslabs.com

FLOWERS CHEMICAL LABORATORIES INCORPORATED

Received From:
Cent.Testing Lab
723 S. 14th Street
Leesburg,FL 34748

Date Reported : Nov 9 2000
Project Number : Sumter Co. lndfl
PO Number : n/a
FLDOH Number : E83018
NYSDOH Number : 11595
CTDPH Number : 0173
NCDEHNR Number : 296
SCDHEC Number : 96019

For: SL9
Date Sampled:Oct17 2000 Date Received:Oct17 2000 Lab Numbers: 17119-17125

REPORT OF ANALYSIS

Parameter	Unit	Reportable Detection Limit	%Rec	%RSD	17125
Arsenic	mg/L	0.000100	114.	1.10	<0.000100
Barium	mg/L	0.000100	108.	1.13	0.0243
Cadmium	mg/L	0.000100	107.	2.77	0.00168
Chromium	mg/L	0.000100	118.	13.4	0.0101
Cyanide	mg/L	0.0100	90.4	.750	<0.0100
Fluoride	mg/L	0.200	82.5	1.55	0.365
Lead	mg/L	0.000100	105.	1.51	0.000161
Mercury	mg/L	0.000200	138.	5.34	0.00213
Nickel	mg/L	0.000100	115.	11.3	0.00744
Nitrate(as N)	mg/L	0.200	95.3	6.91	<0.200
Nitrite(as N)	mg/L	0.200	121.	.770	<0.200
Selenium	mg/L	0.000100	111.	1.43	0.000488
Sodium	mg/L	0.0100	118.	.130	10.7
Antimony	mg/L	0.000100	119.	15.2	0.000437
Beryllium	mg/L	0.000100	127.	3.81	<0.000100
Thallium	mg/L	0.000100	108.	1.32	<0.000100
Asbestos	MF/L	1.00			-
Aluminum	mg/L	0.000500	87.6	3.08	1.38
Chloride	mg/L	0.400	73.1	.000	20.0
Copper	mg/L	0.000100	117.	13.1	<0.000100
Fluoride	mg/L	0.0500			0.365
Iron	mg/L	0.0100	109.	.410	1.16
Manganese	mg/L	0.00500	109.	.480	0.0397
Silver	mg/L	0.0000500	101.	2.24	0.000533
Sulfate	mg/L	1.00	89.5	1.78	6.42
Zinc	mg/L	0.000100	126.	12.4	0.0177

Certificate of Results

Sample integrity certified prior to analysis. Test results meet all requirments of the NELAC Standards, except as noted in the QA Report Section 4. This Report may not be reproduced in part, results relate only to items tested.

Jefferson D. Flowers, Ph.D.
President/Technical Director

481 NEWBURYPORT AV
ALTAMONTE SPRING
FLORIDA 327
P.O. BOX 1505
ALTAMONTE SPRING
FLORIDA 32715-05
BUS: (407) 339-59
FAX: (407) 260-61
WEB: www.flowerslabs.c

FLOWERS CHEMICAL LABORATORIES INCORPORATED

Received From:
Cent.Testing Lab
723 S. 14th Street
Leesburg,FL 34748

Date Reported : Nov 9 2000
Project Number : Sumter Co. lndfl
PO Number : n/a
FLDOH Number : E83018
NYSDOH Number : 11595
CTDPH Number : 0173
NCDEHNR Number : 296
SCDHEC Number : 96019

For: SL1
Date Sampled:Oct17 2000 Date Received:Oct17 2000 Lab Numbers: 17119-17125

REPORT OF ANALYSIS

Parameter	Unit	Reportable Detection Limit	%Rec	%RSD	17119
Color (color units)	PCU	5.00			<5.00
Odor (total odor num	TON	1.00			<1.00
pH	pH	0.0500			7.70
TDS	mg/L	2.50	102.	2.73	402.
Foaming_Agents	mg/L	0.200	88.7	.020	<0.200
Turbidity	NTU	0.0500	105.	25.3	46.0
Ammonia(as N)	mg/L	0.0300	89.3	4.40	<0.0300
Gross alpha	pCi/L	0.100			10.9
Analysis Error	pCi/L	0.100			0.900
Photon emitters	pCi/L	0.100			-
Analysis_Error(Photo	pCi/L	0.100			-
Radium 226	pCi/L	0.100			1.40
Analysis_Error(226)	pCi/L	0.100			0.300
Radium 228	pCi/L	0.300			1.20
Analysis_Error(228)	pCi/L	0.300			0.800
Man-made beta & phot	pCi/L	0.100			-
Analysis_Error(beta	pCi/L	0.100			-

Certificate of Results

Sample integrity certified prior to analysis. Test results meet all requirments of the NELAC Standards, except as noted in the QA Report Section 4. This Report may not be reproduced in part, results relate only to items tested.

Jefferson S. Flowers, Ph.D.
President/Technical Director

481 NEWBURYPORT AVE.
ALTAMONTE SPRINGS.
FLORIDA 32701
P.O. BOX 150597
ALTAMONTE SPRINGS.
FLORIDA 32715-0597
BUS: (407) 339-5984
FAX: (407) 260-6110
WEB: www.flowerslabs.com

Serving Your Analytical and Environmental Needs Since 1957

FLOWERS
CHEMICAL
LABORATORIES
INCORPORATED

Received From:
Cent.Testing Lab
723 S. 14th Street
Leesburg,FL 34748

Date Reported : Nov 9 2000
Project Number : Sumter Co. lndfl
PO Number : n/a
FLDOH Number : E83018
NYSDOH Number : 11595
CTDPH Number : 0173
NCDEHNR Number : 296
SCDHEC Number : 96019

For: SL2
Date Sampled:Oct17 2000 Date Received:Oct17 2000 Lab Numbers: 17119-17125

REPORT OF ANALYSIS

Parameter	Unit	Reportable Detection Limit	%Rec	%RSD	17120
Color (color units)	PCU	5.00			<5.00
Odor (total odor num	TON	1.00			<1.00
pH	pH	0.0500			6.45
TDS	mg/L	2.50	102.	2.73	170.
Foaming_Agents	mg/L	0.200	88.7	.020	<0.200
Turbidity	NTU	0.0500	105.	25.3	7.20
Ammonia(as N)	mg/L	0.0300	89.3	4.40	<0.0300
Gross alpha	pCi/L	0.100			1.00
Analysis Error	pCi/L	0.100			0.400
Photon emitters	pCi/L	0.100			-
Analysis_Error(Photo	pCi/L	0.100			-
Radium 226	pCi/L	0.100			0.700
Analysis_Error(226)	pCi/L	0.100			0.200
Radium 228	pCi/L	0.300			0.700
Analysis_Error(228)	pCi/L	0.300			<0.300
Man-made beta & phot	pCi/L	0.100			-
Analysis_Error(beta	pCi/L	0.100			-

Certificate of Results

Sample integrity certified prior to analysis. Test results meet all requirments of the NELAC Standards, except as noted in the QA Report Section 4. This Report may not be reproduced in part, results relate only to items tested.

Jefferson S. Flowers, Ph.D.
President/Technical Director

481 NEWBURYPORT AVE.
ALTAMONTE SPRINGS.
FLORIDA 32701
P.O. BOX 150597
ALTAMONTE SPRINGS.
FLORIDA 32715-0597
BUS: (407) 339-5984
FAX: (407) 260-6110
WEB: www.flowerslabs.com

Serving Your Analytical and Environmental Needs Since 1957

FLOWERS
CHEMICAL
LABORATORIES
INCORPORATED

Received From:
Cent.Testing Lab
723 S. 14th Street
Leesburg,FL 34748

Date Reported : Nov 9 2000
Project Number : Sumter Co. lndfl
PO Number : n/a
FLDOH Number : E83018
NYSDOH Number : 11595
CTDPH Number : 0173
NCDEHNR Number : 296
SCDHEC Number : 96019

For: SL4
Date Sampled:Oct17 2000 Date Received:Oct17 2000 Lab Numbers: 17119-17125

REPORT OF ANALYSIS

Parameter	Unit	Reportable Detection Limit	%Rec	%RSD	17121
Color (color units)	PCU	5.00			<5.00
Odor (total odor num	TON	1.00			<1.00
pH	pH	0.0500			7.05
TDS	mg/L	2.50	102.	2.73	492.
Foaming_Agents	mg/L	0.200	88.7	.020	<0.200
Turbidity	NTU	0.0500	105.	25.3	10.0
Ammonia(as N)	mg/L	0.0300	89.3	4.40	<0.0300
Gross alpha	pCi/L	0.100			18.4
Analysis Error	pCi/L	0.100			2.30
Photon emitters	pCi/L	0.100			-
Analysis_Error(Photo	pCi/L	0.100			-
Radium 226	pCi/L	0.100			1.20
Analysis_Error(226)	pCi/L	0.100			0.200
Radium 228	pCi/L	0.300			0.400
Analysis_Error(228)	pCi/L	0.300			0.700
Man-made beta & phot	pCi/L	0.100			-
Analysis_Error(beta	pCi/L	0.100			-

Certificate of Results

Sample integrity certified prior to analysis. Test results meet all requirments of the NELAC Standards, except as noted in the QA Report Section 4. This Report may not be reproduced in part, results relate only to items tested.

Jefferson S. Flowers, Ph.D.
President/Technical Director

481 NEWBURYPORT AVE.
ALTAMONTE SPRINGS.
FLORIDA 32701
P.O. BOX 150597
ALTAMONTE SPRINGS.
FLORIDA 32715-0597
BUS: (407) 339-5984
FAX: (407) 260-6110
WEB: www.flowerslabs.com

Serving Your Analytical and Environmental Needs Since 1957

FLOWERS
CHEMICAL
LABORATORIES
INCORPORATED

Received From:
Cent.Testing Lab
723 S. 14th Street
Leesburg,FL 34748

Date Reported : Nov 9 2000
Project Number : Sumter Co. lndfl
PO Number : n/a
FLDOH Number : E83018
NYSDOH Number : 11595
CTDPH Number : 0173
NCDEHNR Number : 296
SCDHEC Number : 96019

For: SL6A
Date Sampled:Oct17 2000 Date Received:Oct17 2000 Lab Numbers: 17119-17125

REPORT OF ANALYSIS

Parameter	Unit	Reportable Detection Limit	%Rec	%RSD	17122
Color (color units)	PCU	5.00			<5.00
Odor (total odor num	TON	1.00			<1.00
pH	pH	0.0500			7.60
TDS	mg/L	2.50	102.	2.73	202.
Foaming_Agents	mg/L	0.200	88.7	.020	<0.200
Turbidity	NTU	0.0500	105.	25.3	27.5
Ammonia(as N)	mg/L	0.0300	89.3	4.40	<0.0300
Gross alpha	pCi/L	0.100			6.30
Analysis Error	pCi/L	0.100			0.900
Photon emitters	pCi/L	0.100			-
Analysis_Error(Photo	pCi/L	0.100			-
Radium 226	pCi/L	0.100			0.600
Analysis_Error(226)	pCi/L	0.100			0.200
Radium 228	pCi/L	0.300			<0.300
Analysis_Error(228)	pCi/L	0.300			0.700
Man-made beta & phot	pCi/L	0.100			-
Analysis_Error(beta	pCi/L	0.100			-

Certificate of Results

Sample integrity certified prior to analysis. Test results meet all requirments of the NELAC Standards, except as noted in the QA Report Section 4. This Report may not be reproduced in part, results relate only to items tested.

Jefferson S. Flowers, Ph.D.
President/Technical Director

481 NEWBURYPORT AVE.
ALTAMONTE SPRINGS.
FLORIDA 32701
P.O. BOX 150597
ALTAMONTE SPRINGS.
FLORIDA 32715-0597
BUS: (407) 339-5984
FAX: (407) 260-6110
WEB: www.flowerslabs.com

Serving Your Analytical and Environmental Needs Since 1957

FLOWERS
CHEMICAL
LABORATORIES
INCORPORATED

Received From:
Cent.Testing Lab
723 S. 14th Street
Leesburg,FL 34748

Date Reported : Nov 9 2000
Project Number : Sumter Co. lndfl
PO Number : n/a
FLDOH Number : E83018
NYSDOH Number : 11595
CTDPH Number : 0173
NCDEHNR Number : 296
SCDHEC Number : 96019

For: SL7
Date Sampled:Oct17 2000 Date Received:Oct17 2000 Lab Numbers: 17119-17125

REPORT OF ANALYSIS

Parameter	Unit	Reportable Detection Limit	%Rec	%RSD	17123
Color (color units)	PCU	5.00			<5.00
Odor (total odor num	TON	1.00			<1.00
pH	pH	0.0500			7.65
TDS	mg/L	2.50	102.	2.73	198.
Foaming_Agents	mg/L	0.200	88.7	.020	<0.200
Turbidity	NTU	0.0500	105.	25.3	345.
Ammonia(as N)	mg/L	0.0300	89.3	4.40	<0.0300
Gross alpha	pCi/L	0.100			13.0
Analysis Error	pCi/L	0.100			1.50
Photon emitters	pCi/L	0.100			-
Analysis_Error(Photo	pCi/L	0.100			-
Radium 226	pCi/L	0.100			1.10
Analysis_Error(226)	pCi/L	0.100			0.400
Radium 228	pCi/L	0.300			0.700
Analysis_Error(228)	pCi/L	0.300			1.40
Man-made beta & phot	pCi/L	0.100			-
Analysis_Error(beta	pCi/L	0.100			-

Certificate of Results

Sample integrity certified prior to analysis. Test results meet all requirments of the NELAC Standards, except as noted in the QA Report Section 4. This Report may not be reproduced in part, results relate only to items tested.

Jefferson S. Flowers, Ph.D.
President/Technical Director

481 NEWBURYPORT AVE.
ALTAMONTE SPRINGS,
FLORIDA 32701
P.O. BOX 150597
ALTAMONTE SPRINGS,
FLORIDA 32715-0597
BUS: (407) 339-5984
FAX: (407) 260-6110
WEB: www.flowerslabs.com

Serving Your Analytical and Environmental Needs Since 1957

FLOWERS
CHEMICAL
LABORATORIES
INCORPORATED

Received From:
Cent.Testing Lab
723 S. 14th Street
Leesburg,FL 34748

Date Reported : Nov 9 2000
Project Number : Sumter Co. lndfl
PO Number : n/a
FLDOH Number : E83018
NYSDOH Number : 11595
CTDPH Number : 0173
NCDEHNR Number : 296
SCDHEC Number : 96019

For: SL8
Date Sampled:Oct17 2000 Date Received:Oct17 2000 Lab Numbers: 17119-17125

REPORT OF ANALYSIS

Parameter	Unit	Reportable Detection Limit	%Rec	%RSD	17124
Color (color units)	PCU	5.00			<5.00
Odor (total odor num	TON	1.00			<1.00
pH	pH	0.0500			7.25
TDS	mg/L	2.50	102.	2.73	244.
Foaming_Agents	mg/L	0.200	88.7	.020	<0.200
Turbidity	NTU	0.0500	105.	25.3	60.0
Ammonia(as N)	mg/L	0.0300	89.3	4.40	0.171
Gross alpha	pCi/L	0.100			7.40
Analysis Error	pCi/L	0.100			1.00
Photon emitters	pCi/L	0.100			-
Analysis_Error(Photo	pCi/L	0.100			-
Radium 226	pCi/L	0.100			1.00
Analysis_Error(226)	pCi/L	0.100			0.200
Radium 228	pCi/L	0.300			0.600
Analysis_Error(228)	pCi/L	0.300			0.800
Man-made beta & phot	pCi/L	0.100			-
Analysis_Error(beta	pCi/L	0.100			-

Certificate of Results

Sample integrity certified prior to analysis. Test results meet all requirments of the NELAC Standards, except as noted in the QA Report Section 4. This Report may not be reproduced in part, results relate only to items tested.

Jefferson S. Flowers, Ph.D.
President/Technical Director

481 NEWBURYPORT AVE.
ALTAMONTE SPRINGS.
FLORIDA 32701
P.O. BOX 150597
ALTAMONTE SPRINGS.
FLORIDA 32715-0597
BUS: (407) 339-5984
FAX: (407) 260-6110
WEB: www.flowerslabs.com

Serving Your Analytical and Environmental Needs Since 1957

FLOWERS CHEMICAL LABORATORIES INCORPORATED

Received From:
Cent.Testing Lab
723 S. 14th Street
Leesburg,FL 34748

Date Reported : Nov 9 2000
Project Number : Sumter Co. lndfl
PO Number : n/a
FLDOH Number : E83018
NYSDOH Number : 11595
CTDPH Number : 0173
NCDEHNR Number : 296
SCDHEC Number : 96019

For: SL9
Date Sampled:Oct17 2000 Date Received:Oct17 2000 Lab Numbers: 17119-17125

REPORT OF ANALYSIS

Parameter	Unit	Reportable Detection Limit	%Rec	%RSD	17125
Color (color units)	PCU	5.00			<5.00
Odor (total odor num	TON	1.00			<1.00
pH	pH	0.0500			6.70
TDS	mg/L	2.50	102.	2.73	508.
Foaming_Agents	mg/L	0.200	88.7	.020	<0.200
Turbidity	NTU	0.0500	105.	25.3	275.
Ammonia(as N)	mg/L	0.0300	89.3	4.40	<0.0300
Gross alpha	pCi/L	0.100			51.0
Analysis Error	pCi/L	0.100			4.00
Photon emitters	pCi/L	0.100			-
Analysis_Error(Photo	pCi/L	0.100			-
Radium 226	pCi/L	0.100			7.70
Analysis_Error(226)	pCi/L	0.100			1.00
Radium 228	pCi/L	0.300			1.40
Analysis_Error(228)	pCi/L	0.300			1.50
Man-made beta & phot	pCi/L	0.100			-
Analysis_Error(beta	pCi/L	0.100			-

Certificate of Results

Sample integrity certified prior to analysis. Test results meet all requirments of the NELAC Standards, except as noted in the QA Report Section 4. This Report may not be reproduced in part, results relate only to items tested.

Jefferson S. Flowers, Ph.D.
President/Technical Director

481 NEWBURYPORT AVE.
ALTAMONTE SPRINGS.
FLORIDA 32701
P.O. BOX 150597
ALTAMONTE SPRINGS.
FLORIDA 32715-0597
BUS: (407) 339-5984
FAX: (407) 260-611C
WEB: www.flowerslabs.com

Serving Your Analytical and Environmental Needs Since 1957

65383
JRM
2/8/01

RECEIVED
SEP 01 2000
Department of Environmental Protection
SOUTHWEST DISTRICT
BY _____

THIRD QUARTER 2000
GROUNDWATER MONITORING REPORT

SUMTER COUNTY SOLID WASTE

SUMTERVILLE, SUMTER COUNTY, FLORIDA

CENTRAL TESTING LABORATORY

JULY 2000
SAMPLING
EVENT

GW EXCEEDANCES
NOT SUMMARIZED

NO COPY TO TALLY

NO QC SAMPLES

NOTE:
THE SUBMITTAL FOR THE JULY 2000 SAMPLING EVENT REC'D 9/1/00 WAS INCOMPLETE; SUPPLEMENTAL INFORMATION RECEIVED FROM CTL ON 1/29/01 FOR MW-7 & FLOWERS LABS REPORT OF RESULTS & FIELD MEASUREMENTS & GW CONTOUR MAP COMPLETED THE SUBMITTAL
JRM 2/8/01

RECEIVED
SEP 01 2000
Department of Environmental Protection
SOUTHWEST DISTRICT
BY

DEP Form # 62-522.900(2)
Form Title GROUND WATER MONITORING REPORT
Effective Date
DEP Application No.

Florida Department of Environmental Protection
Twin Towers Office Bldg. 2600 Blair Stone Road Tallahassee, Florida 32399-2400

GROUND WATER MONITORING REPORT

Rule 62-522.600(11)

PART I GENERAL INFORMATION

(1) Facility Name Sumter County Solid Waste Management Facility

Address 319 E. Anderson Avenue

City Bushnell Zip 33513

Telephone Number (352) 793-0240

(2) The GMS Identification Number 4060C00092

(3) DEP Permit Number 22926-002-SF

(4) Authorized Representative Name Garry Breedon

Address 319 E. Anderson Avenue

City Bushnell Zip 33513

Telephone Number (352) 793-0240

(5) Type of Discharge

(6) Method of Discharge Groundwater Slow Rate Infiltration

Certification

I certify under penalty of law that I have personally examined and am familiar with the information submitted in this document and all attachments and that, based on my inquiry of those individuals immediately responsible for obtaining the information, I believe that the information is true, accurate, and complete. I am aware that there are significant penalties for submitting false information, including the possibility of fine and imprisonment.

Date: 8-21-00

Signature of Owner or Authorized Representative

PART II QUALITY ASSURANCE REQUIREMENTS

Sample Organization Comp QAP # 92011G

Analytical Lab Comp QAP #/HRS Certification # 860008G

*Comp QAP #/HRS Certification # E83018 & 83139

Lab Name Flowers Chemical Laboratory

Address 481 Newburyport Avenue Altamonte Springs, FL 32701

Phone Number (407) 339-5984

THIRD QUARTER 2000
GROUNDWATER MONITORING REPORT

SUMTER COUNTY SOLID WASTE

SUMTERVILLE, SUMTER COUNTY, FLORIDA

CENTRAL TESTING LABORATORY

FLORIDA DEPARTMENT OF
ENVIRONMENTAL PROTECTION
JAN 29 2001
SOUTHWEST DISTRICT
TAMPA

0084001.300
AUGUST 2000

Judi

Sumter County Landfill

Sample Date 7-19-00

	Depth to Water	Water Elevation	pH	Cond.	Temp.	Time			
MW #1	28.83'	41.34'	7.37	133	82°F	8:30 AM			12.51'
MW #2	31.83'	42.31'	6.28	186	84°F	10:10 AM			10.48
MW #4	29.08'	41.28'	6.12	746	83°F	8:15 AM			12.20
MW #6A	36.33'	41.21'	7.03	215	84°F	8:55 AM			4.88
MW #7	31.67'	41.47'	6.97	218	82°F	9:10 AM			
MW #8	27.00'	42.26'	6.66	245	80°F	9:30 Am			13.26
MW #9	30.16'	41.79'	6.43	738	85°F	9:50 Am			11.03

D.E.P.
JAN 29 2001
Southwest District Tampa

10.97

SUMTER COUNTY SOLID WASTE MANAGEMENT FACILITY

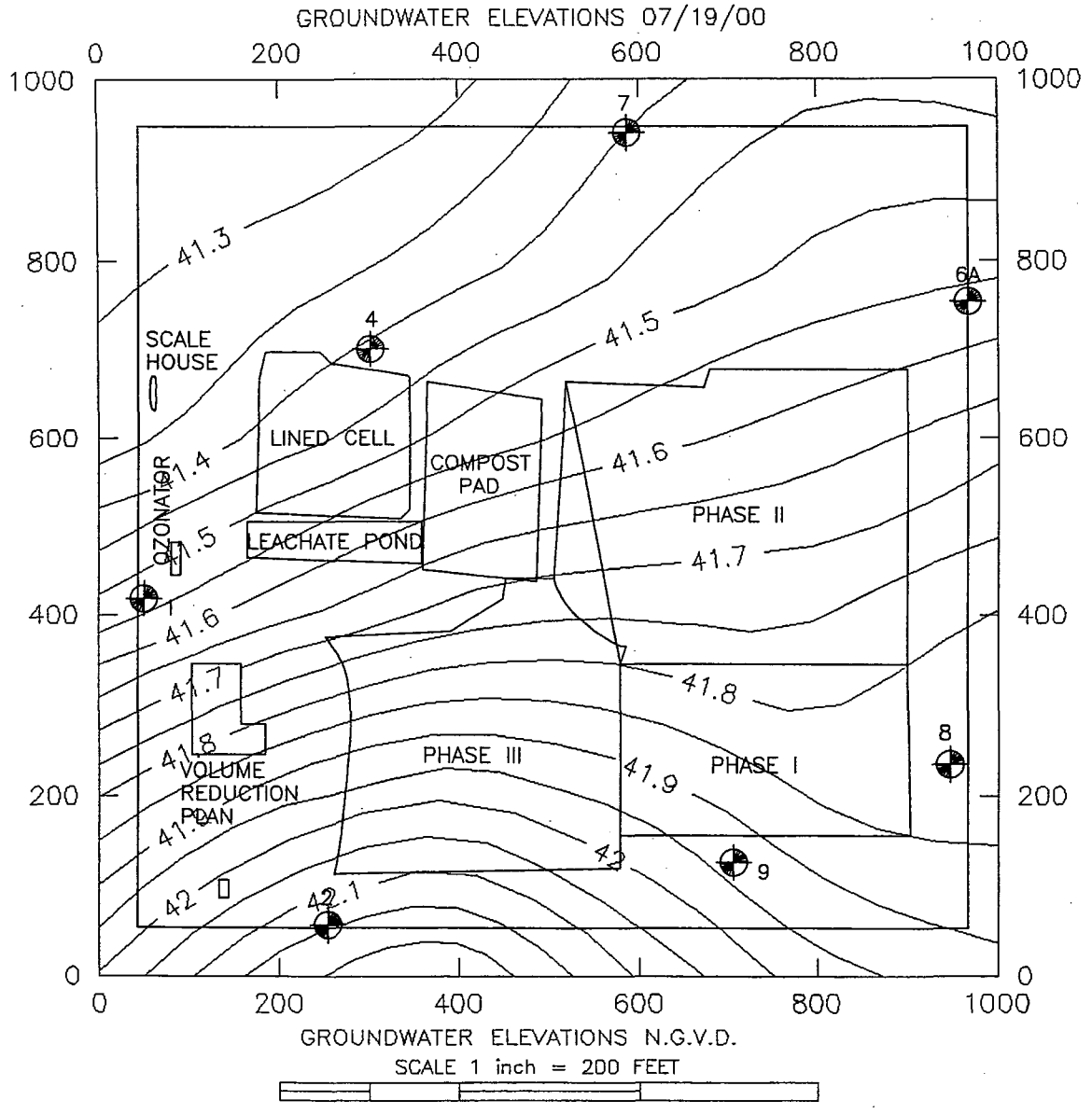

ARAMETER MONITORING REPOF
(Rule 17-3.402, 17-3.404 - 17-3.406)

GMS# 4060C00092
Monitoring Well 4060A12054
Well Name MONITOR WELL 1
Classification of Groundwater G-II

Well Developed* Prior to
Sample Collection (Yes/No) YES

Sample Date 07-19-00
Well Type ( ) Background
( ) Site Boundary
(x) Intermediate
( ) Compliance
Groundwater Elevation
(above MSL) 41.34 ft.

STORET CODE	PARAMETER MONITORED	SAMPLING METHOD	ANALYSIS METHOD	ANALYSIS RESULTS	UNITS	SAMPLE FILTERED/ UNFILTERED	PRESERV ATIVES ADDED
000010	TEMPERATURE ✓	GRAB	EPA 170.1	82.0	°C	UNFILTERED	NONE
000095	SPECIFIC CONDUCTANCE ✓	GRAB	EPA 120.1	133	umhos	UNFILTERED	NONE
	ANTIMONY ✓	GRAB	EPA 204.2	0.00211	mg/l	UNFILTERED	HNO_3
	ARSENIC ✓	GRAB	EPA 206.3	0.00053	mg/l	UNFILTERED	HNO_3
	BARIUM ✓	GRAB	EPA 200.7	0.132	mg/l	UNFILTERED	HNO_3
	BERYLLIUM ✓	GRAB	EPA 210.1	0.00028	mg/l	UNFILTERED	HNO_3
001027	CADMIUM ✓	GRAB	EPA 200.7	<0.0001	mg/l	UNFILTERED	HNO_3
001034	CHROMIUM ✓	GRAB	EPA 200.7	0.0537	mg/l	UNFILTERED	HNO_3
	CYANIDE ✓	GRAB	EPA 335.2	<0.0100	mg/l	UNFILTERED	NaOH
	FLUORIDE ✓	GRAB	EPA 340.2	0.391	mg/l	UNFILTERED	NONE
	LEAD ✓	GRAB	EPA 239.1	0.0111	mg/l	UNFILTERED	HNO_3
	MERCURY ✓	GRAB	EPA 245.1	0.00089	mg/l	UNFILTERED	HNO_3
	NICKEL ✓	GRAB	EPA 200.7	<0.0001	mg/l	UNFILTERED	HNO_3
000620	NITRATE ✓	GRAB	EPA 353.1	7.17	mg/l	UNFILTERED	H_2SO_4
	NITRITE ✓	GRAB	EPA 354.1	<0.200	mg/l	UNFILTERED	H_2SO_4
	TOTAL NITRATE AND NITRITE	GRAB	EPA 343.1	7.37	mg/l	UNFILTERED	H_2SO_4
	SELENIUM ✓	GRAB	EPA 270.3	<0.0001	mg/l	UNFILTERED	HNO_3
000929	SODIUM ✓	GRAB	EPA 200.7	3.30	mg/l	UNFILTERED	NONE
	THALLIUM ✓	GRAB	EPA 279.2	<0.0001	mg/l	UNFILTERED	HNO_3
	ALUMINUM ✓	GRAB	EPA 200.7	34.2	mg/l	UNFILTERED	HNO_3
	CHLORIDE ✓	GRAB	EPA 325.3	6.05	mg/l	UNFILTERED	NONE
000080	COLOR ✓	GRAB	EPA 110.1	20.0	PTU	UNFILTERED	NONE
	COPPER ✓	GRAB	EPA 220.1	0.0121	mg/l	UNFILTERED	HNO_3
	FLUORIDE	GRAB	EPA 340.1	0.391	mg/l	UNFILTERED	NONE

*Well development is the process of pumping the well prior to sampling in order to obtain a representative ground water sample.

ARAMETER MONITORING REPOI
(Rule 17-3.402, 17-3.404 - 17-3.406)

GMS# 4060C00092
Monitoring Well 4060A12054
Well Name MONITOR WELL 1
Classification of Groundwater G-II

Well Developed* Prior to
Sample Collection (Yes/No) YES

Sample Date 07-19-00
Well Type ( ) Background
( ) Site Boundary
(x) Intermediate
( ) Compliance
Groundwater Elevation
(above MSL) 41.34 ft.

STORET CODE	PARAMETER MONITORED	SAMPLING METHOD	ANALYSIS METHOD	ANALYSIS RESULTS	UNITS	SAMPLE FILTERED/ UNFILTERED	PRESERV ATIVES ADDED
	FOAMING AGENTS ✓	GRAB	EPA 425.1	<0.200	mg/l	UNFILTERED	NONE
900219	IRON ✓	GRAB	EPA 236.1	2.31	mg/l	UNFILTERED	HNO_3
	MANGANESE	GRAB	EPA 200.7	0.0673	mg/l	UNFILTERED	NONE
	ODOR	GRAB	EPA 140.1	<1.00	TON	UNFILTERED	NONE
000400	Ph ✓	GRAB	EPA 150.1	7.37	ST.UN.	UNFILTERED	HNO_3
	SILVER ✓	GRAB	EPA 200.7	0.00028	mg/l	UNFILTERED	NONE
000945	SULFATE ✓	GRAB	EPA 300.0	8.23	mg/l	UNFILTERED	HNO_3
070300	TOTAL DISSOLVED SOLIDS ✓	GRAB	EPA 160.1	116	mg/l	UNFILTERED	NONE
082079	TURBIDITY ✓	GRAB	EPA 180.1	350.0	NTU	UNFILTERED	NONE
900221	ZINC ✓	GRAB	EPA 289.1	0.0172	mg/l	UNFILTERED	HNO_3
	AMMONIUM ✓	GRAB	EPA 350.1	<0.0300	mg/l	UNFILTERED	H_2SO_4
	GROSS ALPHA Excl. Ra & U	GRAB	EPA 900	56.0	pCi/l	UNFILTERED	HNO_3
	RADIUM 226 ✓	GRAB	EPA 903.1	8.50	pCi/l	UNFILTERED	HNO_3
	RADIUM 228 ✓	GRAB	EPA 904	5.50	pCi/l	UNFILTERED	HNO

*Well development is the process of pumping the well prior to sampling in order to obtain a representative ground water sample.

ARAMETER MONITORING REPOF
(Rule 17-3.402, 17-3.404 - 17-3.406)

GMS# 406000092
Monitoring Well 4060A12055
Well Name MONITOR WELL 2
Classification of Groundwater G-II

Well Developed* Prior to
Sample Collection (Yes/No) YES

Sample Date 07-19-00
Well Type (x) Background
( ) Site Boundary
( ) Intermediate
( ) Compliance
Groundwater Elevation
(above MSL) 42.31 ft.

STORET CODE	PARAMETER MONITORED	SAMPLING METHOD	ANALYSIS METHOD	ANALYSIS RESULTS	UNITS	SAMPLE FILTERED/ UNFILTERED	PRESERVATIVES ADDED
000010	TEMPERATURE	GRAB	EPA 170.1	84.0	°F	UNFILTERED	NONE
000095	SPECIFIC CONDUCTANCE	GRAB	EPA 120.1	186	umhos	UNFILTERED	NONE
	ANTIMONY	GRAB	EPA 204.2	<0.0001	mg/l	UNFILTERED	HNO_3
	ARSENIC	GRAB	EPA 206.3	0.00029	mg/l	UNFILTERED	HNO_3
	BARIUM	GRAB	EPA 200.7	0.117	mg/l	UNFILTERED	HNO_3
	BERYLLIUM	GRAB	EPA 210.1	<0.0001	mg/l	UNFILTERED	HNO_3
001027	CADMIUM	GRAB	EPA 200.7	<0.0001	mg/l	UNFILTERED	HNO_3
001034	CHROMIUM	GRAB	EPA 200.7	0.0226	mg/l	UNFILTERED	HNO_3
	CYANIDE	GRAB	EPA 335.2	<0.0100	mg/l	UNFILTERED	NaOH
	FLUORIDE	GRAB	EPA 340.2	0.834	mg/l	UNFILTERED	NONE
	LEAD	GRAB	EPA 239.1	0.00606	mg/l	UNFILTERED	HNO_3
	MERCURY	GRAB	EPA 245.1	0.00064	mg/l	UNFILTERED	HNO_3
	NICKEL	GRAB	EPA 200.7	<0.0001	mg/l	UNFILTERED	HNO_3
000620	NITRATE	GRAB	EPA 353.1	7.60	mg/l	UNFILTERED	H_2SO_4
	NITRITE	GRAB	EPA 354.1	<0.200	mg/l	UNFILTERED	H_2SO_4
	TOTAL NITRATE AND NITRITE	GRAB	EPA 343.1	7.80	mg/l	UNFILTERED	H_2SO_4
	SELENIUM	GRAB	EPA 270.3	<0.0001	mg/l	UNFILTERED	HNO_3
000929	SODIUM	GRAB	EPA 200.7	7.24	mg/l	UNFILTERED	NONE
	THALLIUM	GRAB	EPA 279.2	<0.0001	mg/l	UNFILTERED	HNO_3
	ALUMINUM	GRAB	EPA 200.7	9.71	mg/l	UNFILTERED	HNO_3
	CHLORIDE	GRAB	EPA 325.3	5.03	mg/l	UNFILTERED	NONE
000080	COLOR	GRAB	EPA 110.1	200.0	PTU	UNFILTERED	NONE
	COPPER	GRAB	EPA 220.1	0.0158	mg/l	UNFILTERED	HNO_3
	FLUORIDE	GRAB	EPA 340.1	0.834	mg/l	UNFILTERED	NONE

*Well development is the process of pumping the well prior to sampling in order to obtain a representative ground water sample.

DEP Form 17-1.216(2)

ARAMETER MONITORING REPOR
(Rule 17-3.402, 17-3.404 - 17-3.406)

GMS# 406000092
Monitoring Well 4060A12055
Well Name MONITOR WELL 2
Classification of Groundwater G-II

Well Developed* Prior to
Sample Collection (Yes/No) YES

Sample Date 07-19-00
Well Type (x) Background
( ) Site Boundary
( ) Intermediate
( ) Compliance
Groundwater Elevation
(above MSL) 42.31 ft.

STORET CODE	PARAMETER MONITORED	SAMPLING METHOD	ANALYSIS METHOD	ANALYSIS RESULTS	UNITS	SAMPLE FILTERED/ UNFILTERED	PRESERV ATIVES ADDED
	FOAMING AGENTS	GRAB	EPA 425.1	<0.200	mg/l	UNFILTERED	NONE
	MANGANESE	GRAB	EPA 200.7	0.506	mg/l	UNFILTERED	NONE
900219	IRON	GRAB	EPA 236.1	3.95	mg/l	UNFILTERED	HNO_3
	ODOR	GRAB	EPA 140.1	<1.00	TON	UNFILTERED	NONE
000400	Ph	GRAB	EPA 150.1	6.28	ST. UN.	UNFILTERED	HNO_3
	SILVER	GRAB	EPA 200.7	0.00022	mg/l	UNFILTERED	NONE
000945	SULFATE	GRAB	EPA 300.0	13.8	mg/l	UNFILTERED	HNO_3
070300	TOTAL DISSOLVED SOLIDS	GRAB	EPA 160.1	162.0	mg/l	UNFILTERED	NONE
082079	TURBIDITY	GRAB	EPA 180.1	135.0	NTU	UNFILTERED	NONE
900221	ZINC	GRAB	EPA 289.1	0.00109	mg/l	UNFILTERED	HNO_3
	AMMONIUM	GRAB	EPA 350.1	<0.0300	mg/l	UNFILTERED	H_2SO_4
	GROSS ALPHA Excl. Ra & U	GRAB	EPA 900	19.7	pCi/l	UNFILTERED	HNO_3
	RADIUM 226	GRAB	EPA 903.1	0.900	pCi/l	UNFILTERED	HNO_3
	RADIUM 228	GRAB	EPA 904	3.70	pCi/l	UNFILTERED	HNO_3

*Well development is the process of pumping the well prior to sampling in order to obtain a representative ground water sample.

DEP Form 17-1.216(2)

ARAMETER MONITORING REPOF
(Rule 17-3.402, 17-3.404 - 17-3.406)

GMS# 4060C00092
Monitoring Well 4060A12057
Well Name MONITOR WELL 4
Classification of Groundwater G-II

Well Developed* Prior to
Sample Collection (Yes/No) YES

Sample Date 07-19-00
Well Type ( ) Background
(x) Site Boundary
( ) Intermediate
( ) Compliance
Groundwater Elevation
(above MSL) 41.28 ft.

STORET CODE	PARAMETER MONITORED	SAMPLING METHOD	ANALYSIS METHOD	ANALYSIS RESULTS	UNITS	SAMPLE FILTERED/ UNFILTERED	PRESERV ATIVES ADDED
000010	TEMPERATURE	GRAB	EPA 170.1	83.0	°F	UNFILTERED	NONE
000095	SPECIFIC CONDUCTANCE	GRAB	EPA 120.1	746	umhos	UNFILTERED	NONE
	ANTIMONY	GRAB	EPA 204.2	<0.0001	mg/l	UNFILTERED	HNO_3
	ARSENIC	GRAB	EPA 206.3	<0.0001	mg/l	UNFILTERED	HNO_3
	BARIUM	GRAB	EPA 200.7	0.0165	mg/l	UNFILTERED	HNO_3
	BERYLLIUM	GRAB	EPA 210.1	<0.0001	mg/l	UNFILTERED	HNO_3
001027	CADMIUM	GRAB	EPA 200.7	<0.0001	µg/l	UNFILTERED	HNO_3
001034	CHROMIUM	GRAB	EPA 200.7	0.00526	µg/l	UNFILTERED	HNO_3
	CYANIDE	GRAB	EPA 335.2	<0.0100	mg/l	UNFILTERED	NaOH
	FLUORIDE	GRAB	EPA 340.2	0.228	mg/l	UNFILTERED	NONE
	LEAD	GRAB	EPA 239.1	<0.0001	mg/l	UNFILTERED	HNO_3
	MERCURY	GRAB	EPA 245.1	<0.0002	mg/l	UNFILTERED	HNO_3
	NICKEL	GRAB	EPA 200.7	<0.0001	mg/l	UNFILTERED	HNO_3
000620	NITRATE	GRAB	EPA 353.1	14.6	mg/l	UNFILTERED	H_2SO_4
	NITRITE	GRAB	EPA 354.1	<0.200	mg/l	UNFILTERED	H_2SO_4
	TOTAL NITRATE AND NITRITE	GRAB	EPA 343.1	14.80	mg/l	UNFILTERED	H_2SO_4
	SELENIUM	GRAB	EPA 270.3	0.00116	mg/l	UNFILTERED	HNO_3
000929	SODIUM	GRAB	EPA 200.7	42.0	mg/l	UNFILTERED	NONE
	THALLIUM	GRAB	EPA 279.2	<0.0001	mg/l	UNFILTERED	HNO_3
	ALUMINUM	GRAB	EPA 200.7	1.59	mg/l	UNFILTERED	HNO_3
	CHLORIDE	GRAB	EPA 325.3	59.6	mg/l	UNFILTERED	NONE
000080	COLOR	GRAB	EPA 110.1	15.0	PTU	UNFILTERED	NONE
	COPPER	GRAB	EPA 220.1	<0.0001	mg/l	UNFILTERED	HNO_3
	FLUORIDE	GRAB	EPA 340.1	0.228	mg/l	UNFILTERED	NONE

*Well development is the process of pumping the well prior to sampling in order to obtain a representative ground water sample.

ARAMETER MONITORING REPOF
(Rule 17-3.402, 17-3.404 - 17-3.406)

GMS# 4060C00092
Monitoring Well 4060A12057
Well Name MONITOR WELL 4
Classification of Groundwater G-II

Well Developed* Prior to
Sample Collection (Yes/No) YES

Sample Date 07-19-00
Well Type ( ) Background
(x) Site Boundary
( ) Intermediate
( ) Compliance
Groundwater Elevation
(above MSL) 41.28 ft.

STORET CODE	PARAMETER MONITORED	SAMPLING METHOD	ANALYSIS METHOD	ANALYSIS RESULTS	UNITS	SAMPLE FILTERED/ UNFILTERED	PRESERV ATIVES ADDED
	FOAMING AGENTS	GRAB	EPA 425.1	<0.200	mg/l	UNFILTERED	NONE
900219	IRON	GRAB	EPA 236.1	0.159	mg/l	UNFILTERED	HNO_3
	MANGANESE	GRAB	EPA 200.7	0.0123	mg/l	UNFILTERED	NONE
	ODOR	GRAB	EPA 140.1	<1.00	TON	UNFILTERED	NONE
000400	Ph	GRAB	EPA 150.1	6.12	ST.UN.	UNFILTERED	HNO_3
	SILVER	GRAB	EPA 200.7	<0.00005	mg/l	UNFILTERED	NONE
000945	SULFATE	GRAB	EPA 300.0	9.22	mg/l	UNFILTERED	HNO_3
070300	TOTAL DISSOLVED SOLIDS	GRAB	EPA 160.1	470.0	mg/l	UNFILTERED	NONE
082079	TURBIDITY	GRAB	EPA 180.1	22.0	NTU	UNFILTERED	NONE
900221	ZINC	GRAB	EPA 289.1	<0.0001	mg/l	UNFILTERED	HNO_3
	AMMONIUM	GRAB	EPA 350.1	<0.0300	mg/l	UNFILTERED	H_2SO_4
	GROSS ALPHA Excl. Ra & U	GRAB	EPA 900	19.6	pCi/l	UNFILTERED	HNO_3
	RADIUM 226	GRAB	EPA 903.1	1.50	pCi/l	UNFILTERED	HNO_3
	RADIUM 228	GRAB	EPA 904	2.80	pCi/l	UNFILTERED	HNO_3

*Well development is the process of pumping the well prior to sampling in order to obtain a representative ground water sample.

DEP Form 17-1.216(2)

\RAMETER MONITORING REPOR
(Rule 17-3.402, 17-3.404 - 17-3.406)

GMS# 4060C00092
Monitoring Well 4060A12057
Well Name MONITOR WELL 6A
Classification of Groundwater G-II

Well Developed* Prior to
Sample Collection (Yes/No) YES

Sample Date 07-19-00
Well Type ( ) Background
( ) Site Boundary
( ) Intermediate
(x) Compliance
Groundwater Elevation
(above MSL) 41.21 ft.

STORET CODE	PARAMETER MONITORED	SAMPLING METHOD	ANALYSIS METHOD	ANALYSIS RESULTS	UNITS	SAMPLE FILTERED/ UNFILTERED	PRESERVATIVES ADDED
000010	TEMPERATURE	GRAB	EPA 170.1	84.0	°F	UNFILTERED	NONE
000095	SPECIFIC CONDUCTANCE	GRAB	EPA 120.1	215	umhos	UNFILTERED	NONE
	ANTIMONY	GRAB	EPA 204.2	<0.0001	mg/l	UNFILTERED	HNO_3
	ARSENIC	GRAB	EPA 206.3	<0.0001	mg/l	UNFILTERED	HNO_3
	BARIUM	GRAB	EPA 200.7	0.0165	mg/l	UNFILTERED	HNO_3
	BERYLLIUM	GRAB	EPA 210.1	<0.0001	mg/l	UNFILTERED	HNO_3
001027	CADMIUM	GRAB	EPA 200.7	<0.0001	mg/l	UNFILTERED	HNO_3
001034	CHROMIUM	GRAB	EPA 200.7	0.0358	mg/l	UNFILTERED	HNO_3
	CYANIDE	GRAB	EPA 335.2	<0.0100	mg/l	UNFILTERED	NaOH
	FLUORIDE	GRAB	EPA 340.2	0.438	mg/l	UNFILTERED	NONE
	LEAD	GRAB	EPA 239.1	<0.0001	mg/l	UNFILTERED	HNO_3
	MERCURY	GRAB	EPA 245.1	<0.0002	mg/l	UNFILTERED	HNO_3
	NICKEL	GRAB	EPA 200.7	<0.0001	mg/l	UNFILTERED	HNO_3
000620	NITRATE	GRAB	EPA 353.1	12.2	mg/l	UNFILTERED	H_2SO_4
	NITRITE	GRAB	EPA 354.1	<0.200	mg/l	UNFILTERED	H_2SO_4
	TOTAL NITRATE AND NITRITE	GRAB	EPA 343.1	12.4	mg/l	UNFILTERED	H_2SO_4
	SELENIUM	GRAB	EPA 270.3	<0.0001	mg/l	UNFILTERED	HNO_3
000929	SODIUM	GRAB	EPA 200.7	3.79	mg/l	UNFILTERED	NONE
	THALLIUM	GRAB	EPA 279.2	<0.0001	mg/l	UNFILTERED	HNO_3
	ALUMINUM	GRAB	EPA 200.7	11.6	mg/l	UNFILTERED	HNO_3
	CHLORIDE	GRAB	EPA 325.3	9.90	mg/l	UNFILTERED	NONE
000080	COLOR	GRAB	EPA 110.1	400.0	PTU	UNFILTERED	NONE
	COPPER	GRAB	EPA 220.1	<0.0001	mg/l	UNFILTERED	HNO_3
	FLUORIDE	GRAB	EPA 340.1	0.438	mg/l	UNFILTERED	NONE

*Well development is the process of pumping the well prior to sampling in order to obtain a representative ground water sample.

ARAMETER MONITORING REPOF
(Rule 17-3.402, 17-3.404 - 17-3.406)

GMS# 4060C00092
Monitoring Well 4060A12057
Well Name MONITOR WELL 6A
Classification of Groundwater G-II

Well Developed* Prior to
Sample Collection (Yes/No) YES

Sample Date 07-19-00
Well Type ( ) Background
( ) Site Boundary
( ) Intermediate
(x) Compliance
Groundwater Elevation
(above MSL) 41.21 ft.

STORET CODE	PARAMETER MONITORED	SAMPLING METHOD	ANALYSIS METHOD	ANALYSIS RESULTS	UNITS	SAMPLE FILTERED/ UNFILTERED	PRESERV ATIVES ADDED
	FOAMING AGENTS	GRAB	EPA 425.1	<0.200	mg/l	UNFILTERED	NONE
900219	IRON	GRAB	EPA 236.1	1.12	mg/l	UNFILTERED	HNO_3
	MANGANESE	GRAB	EPA 200.7	0.0482	mg/l	UNFILTERED	NONE
	ODOR	GRAB	EPA 140.1	<1.00	TON	UNFILTERED	NONE
000400	Ph	GRAB	EPA 150.1	7.03	ST.UN.	UNFILTERED	HNO_3
	SILVER	GRAB	EPA 200.7	0.00042	mg/l	UNFILTERED	NONE
000945	SULFATE	GRAB	EPA 300.0	10.9	mg/l	UNFILTERED	HNO_3
070300	TOTAL DISSOLVED SOLIDS	GRAB	EPA 160.1	174.0	mg/l	UNFILTERED	NONE
082079	TURBIDITY	GRAB	EPA 180.1	900.0	NTU	UNFILTERED	NONE
900221	ZINC	GRAB	EPA 289.1	<0.0001	mg/l	UNFILTERED	HNO_3
	AMMONIUM	GRAB	EPA 350.1	<0.0300	mg/l	UNFILTERED	H_2SO_4
	GROSS ALPHA Excl. Ra & U	GRAB	EPA 900	54.0	pCi/l	UNFILTERED	HNO_3
	RADIUM 226	GRAB	EPA 903.1	2.00	pCi/l	UNFILTERED	HNO_3
	RADIUM 228	GRAB	EPA 904	0.800	pCi/l	UNFILTERED	HNO_3

*Well development is the process of pumping the well prior to sampling in order to obtain a representative ground water sample.

RAMETER MONITORING REPORT
(Rule 17-3.402, 17-3.404 - 17-3.406)

GMS# 4060C00092
Monitoring Well 4060A14304
Well Name MONITOR WELL 7
Classification of Groundwater G-II

FLORIDA DEPARTMENT OF ENVIRONMENTAL PROTECTION
JAN 29 2001
SOUTHWEST DISTRICT TAMPA

Sample Date 07-19-00
Well Type ( ) Background
( ) Site Boundary
( ) Intermediate
(x) Compliance
Groundwater Elevation (above MSL) 41.47 ft.

Well Developed* Prior to Sample Collection (Yes/No) YES

STORET CODE	PARAMETER MONITORED	SAMPLING METHOD	ANALYSIS METHOD	ANALYSIS RESULTS	UNITS	SAMPLE FILTERED/ UNFILTERED	PRESERVATIVES ADDED
000010	TEMPERATURE	GRAB	EPA 170.1	82.0	°F	UNFILTERED	NONE
000095	SPECIFIC CONDUCTANCE	GRAB	EPA 120.1	218	umhos	UNFILTERED	NONE
	ANTIMONY	GRAB	EPA 204.2	<0.0001	mg/l	UNFILTERED	HNO_3
	ARSENIC	GRAB	EPA 206.3	0.00016	mg/l	UNFILTERED	HNO_3
	BARIUM	GRAB	EPA 200.7	0.0328	mg/l	UNFILTERED	HNO_3
	BERYLLIUM	GRAB	EPA 210.1	<0.0001	mg/l	UNFILTERED	HNO_3
001027	CADMIUM	GRAB	EPA 200.7	<0.0001	mg/l	UNFILTERED	HNO_3
001034	CHROMIUM	GRAB	EPA 200.7	0.0274	mg/l	UNFILTERED	HNO_3
	CYANIDE	GRAB	EPA 335.2	<0.0100	mg/l	UNFILTERED	NaOH
	FLUORIDE	GRAB	EPA 340.2	0.200	mg/l	UNFILTERED	NONE
	LEAD	GRAB	EPA 239.1	<0.0001	mg/l	UNFILTERED	HNO_3
	MERCURY	GRAB	EPA 245.1	<0.0002	mg/l	UNFILTERED	HNO_3
	NICKEL	GRAB	EPA 200.7	<0.0001	mg/l	UNFILTERED	HNO_3
000620	NITRATE	GRAB	EPA 353.1	9.50	mg/l	UNFILTERED	H_2SO_4
	NITRITE	GRAB	EPA 354.1	<0.200	mg/l	UNFILTERED	H_2SO_4
	TOTAL NITRATE AND NITRITE	GRAB	EPA 343.1	9.70	mg/l	UNFILTERED	H_2SO_4
	SELENIUM	GRAB	EPA 270.3	<0.0001	mg/l	UNFILTERED	HNO_3
000929	SODIUM	GRAB	EPA 200.7	3.60	mg/l	UNFILTERED	NONE
	THALLIUM	GRAB	EPA 279.2	<0.0001	mg/l	UNFILTERED	HNO_3
	ALUMINUM	GRAB	EPA 200.7	2.42	mg/l	UNFILTERED	HNO_3
	CHLORIDE	GRAB	EPA 325.3	10.3	mg/l	UNFILTERED	NONE
000080	COLOR	GRAB	EPA 110.1	200.0	PTU	UNFILTERED	NONE
	COPPER	GRAB	EPA 220.1	<0.0001	mg/l	UNFILTERED	HNO_3
	FLUORIDE	GRAB	EPA 340.1	0.200	mg/l	UNFILTERED	NONE

*Well development is the process of pumping the well prior to sampling in order to obtain a representative ground water sample.

RAMETER MONITORING REPOR'
(Rule 17-3.402, 17-3.404 - 17-3.406)

GMS# 4060C00092
Monitoring Well 4060A14304
Well Name MONITOR WELL 7
Classification of Groundwater G-II

Well Developed* Prior to
Sample Collection (Yes/No) YES

Sample Date 07-19-00
Well Type ( ) Background
( ) Site Boundary
( ) Intermediate
(x) Compliance
Groundwater Elevation
(above MSL) 41.47 ft.

STORET CODE	PARAMETER MONITORED	SAMPLING METHOD	ANALYSIS METHOD	ANALYSIS RESULTS	UNITS	SAMPLE FILTERED/ UNFILTERED	PRESERV ATIVES ADDED
	FOAMING AGENTS	GRAB	EPA 425.1	<0.200	mg/l	UNFILTERED	NONE
900219	IRON	GRAB	EPA 236.1	1.21	mg/l	UNFILTERED	HNO_3
	MANGANESE	GRAB	EPA 200.7	0.0226	mg/l	UNFILTERED	NONE
	ODOR	GRAB	EPA 140.1	<1.00	TON	UNFILTERED	NONE
000400	Ph	GRAB	EPA 150.1	6.97	ST.UN.	UNFILTERED	HNO_3
	SILVER	GRAB	EPA 200.7	0.00022	mg/l	UNFILTERED	NONE
000945	SULFATE	GRAB	EPA 300.0	5.59	mg/l	UNFILTERED	HNO_3
070300	TOTAL DISSOLVED SOLIDS	GRAB	EPA 160.1	190.0	mg/l	UNFILTERED	NONE
082079	TURBIDITY	GRAB	EPA 180.1	385.0	NTU	UNFILTERED	NONE
900221	ZINC	GRAB	EPA 289.1	<0.0001	mg/l	UNFILTERED	HNO_3
	AMMONIUM	GRAB	EPA 350.1	<0.0300	mg/l	UNFILTERED	H_2SO_4
	GROSS ALPHA Excl. Ra & U	GRAB	EPA 900	23.0	pCi/l	UNFILTERED	HNO_3
	RADIUM 226	GRAB	EPA 903.1	1.500	pCi/l	UNFILTERED	HNO_3
	RADIUM 228	GRAB	EPA 904	3.60	pCi/l	UNFILTERED	HNO_3

FLORIDA DEPARTMENT OF
ENVIRONMENTAL PROTECTION
JAN 29 2001
SOUTHWEST DISTRICT
TAMPA

*Well development is the process of pumping the well prior to sampling in order to obtain a representative ground water sample.

PARAMETER MONITORING REPORT
(Rule 17-3.402, 17-3.404 - 17-3.406)

GMS# 4060C00092
Monitoring Well 4060A17008
Well Name MONITOR WELL 8
Classification of Groundwater G-II

Well Developed* Prior to
Sample Collection (Yes/No) YES

Sample Date 07-19-00
Well Type (x) Background
( ) Site Boundary
( ) Intermediate
( ) Compliance
Groundwater Elevation
(above MSL) 42.26 ft.

STORET CODE	PARAMETER MONITORED	SAMPLING METHOD	ANALYSIS METHOD	ANALYSIS RESULTS	UNITS	SAMPLE FILTERED/ UNFILTERED	PRESERVATIVES ADDED
000010	TEMPERATURE	GRAB	EPA 170.1	80.0	°F	UNFILTERED	NONE
000095	SPECIFIC CONDUCTANCE	GRAB	EPA 120.1	295	umhos	UNFILTERED	NONE
	ANTIMONY	GRAB	EPA 204.2	0.00190	mg/l	UNFILTERED	HNO_3
	ARSENIC	GRAB	EPA 206.3	<0.0001	mg/l	UNFILTERED	HNO_3
	BARIUM	GRAB	EPA 200.7	0.00694	mg/l	UNFILTERED	HNO_3
	BERYLLIUM	GRAB	EPA 210.1	<0.0001	mg/l	UNFILTERED	HNO_3
001027	CADMIUM	GRAB	EPA 200.7	0.0111	mg/l	UNFILTERED	HNO_3
001034	CHROMIUM	GRAB	EPA 200.7	0.00452	mg/l	UNFILTERED	HNO_3
	CYANIDE	GRAB	EPA 335.2	<0.0100	mg/l	UNFILTERED	NaOH
	FLUORIDE	GRAB	EPA 340.2	0.200	mg/l	UNFILTERED	NONE
	LEAD	GRAB	EPA 239.1	<0.0001	mg/l	UNFILTERED	HNO_3
	MERCURY	GRAB	EPA 245.1	<0.0002	mg/l	UNFILTERED	HNO_3
	NICKEL	GRAB	EPA 200.7	<0.0001	mg/l	UNFILTERED	HNO_3
000620	NITRATE	GRAB	EPA 353.1	3.76	mg/l	UNFILTERED	H_2SO_4
	NITRITE	GRAB	EPA 354.1	<0.2000	mg/l	UNFILTERED	H_2SO_4
	TOTAL NITRATE AND NITRITE	GRAB	EPA 343.1	3.96	mg/l	UNFILTERED	H_2SO_4
	SELENIUM	GRAB	EPA 270.3	0.00022	mg/l	UNFILTERED	HNO_3
000929	SODIUM	GRAB	EPA 200.7	4.07	mg/l	UNFILTERED	NONE
	THALLIUM	GRAB	EPA 279.2	<0.0001	mg/l	UNFILTERED	HNO_3
	ALUMINUM	GRAB	EPA 200.7	0.355	mg/l	UNFILTERED	HNO_3
	CHLORIDE	GRAB	EPA 325.3	6.71	mg/l	UNFILTERED	NONE
000080	COLOR	GRAB	EPA 110.1	200.0	PTU	UNFILTERED	NONE
	COPPER	GRAB	EPA 220.1	<0.0001	mg/l	UNFILTERED	HNO_3
	FLUORIDE	GRAB	EPA 340.1	0.200	mg/l	UNFILTERED	NONE

*Well development is the process of pumping the well prior to sampling in order to obtain a representative ground water sample.

DEP Form 17-1.216(2)

ARAMETER MONITORING REPOI
(Rule 17-3.402, 17-3.404 - 17-3.406)

GMS# 4060C00092
Monitoring Well 4060A17008
Well Name MONITOR WELL 8
Classification of Groundwater G-II

Well Developed* Prior to
Sample Collection (Yes/No) YES

Sample Date 07-19-00
Well Type (x) Background
( ) Site Boundary
( ) Intermediate
( ) Compliance
Groundwater Elevation
(above MSL) 42.26 ft.

STORET CODE	PARAMETER MONITORED	SAMPLING METHOD	ANALYSIS METHOD	ANALYSIS RESULTS	UNITS	SAMPLE FILTERED/ UNFILTERED	PRESERVATIVES ADDED
	FOAMING AGENTS	GRAB	EPA 425.1	<0.200	mg/l	UNFILTERED	NONE
900219	IRON	GRAB	EPA 236.1	0.551	mg/l	UNFILTERED	HNO_3
	MANGANESE	GRAB	EPA 200.7	0.0620	mg/l	UNFILTERED	NONE
	ODOR	GRAB	EPA 140.1	<1.00	TON	UNFILTERED	NONE
000400	Ph	GRAB	EPA 150.1	6.66	ST.UN.	UNFILTERED	HNO_3
	SILVER	GRAB	EPA 200.7	<0.00005	mg/l	UNFILTERED	NONE
000945	SULFATE	GRAB	EPA 300.0	5.59	mg/l	UNFILTERED	HNO_3
070300	TOTAL DISSOLVED SOLIDS	GRAB	EPA 160.1	214.0	mg/l	UNFILTERED	NONE
082079	TURBIDITY	GRAB	EPA 180.1	5.00	NTU	UNFILTERED	NONE
900221	ZINC	GRAB	EPA 289.1	<0.0001	mg/l	UNFILTERED	HNO_3
	AMMONIUM	GRAB	EPA 350.1	<0.0300	mg/l	UNFILTERED	H_2SO_4
	GROSS ALPHA Excl. Ra & U	GRAB	EPA 900	2.00	pCi/l	UNFILTERED	HNO_3
	RADIUM 266	GRAB	EPA 903.1	1.20	pCi/l	UNFILTERED	HNO_3
	RADIUM 228	GRAB	EPA 904	1.80	pCi/l	UNFILTERED	HNO_3

*Well development is the process of pumping the well prior to sampling in order to obtain a representative ground water sample.

ARAMETER MONITORING REPOF
(Rule 17-3.402, 17-3.404 - 17-3.406)

GMS# 4060C00092
Monitoring Well 4060A17009
Well Name MONITOR WELL 9
Classification of Groundwater G-II

Well Developed* Prior to
Sample Collection (Yes/No) YES

Sample Date 07-19-00
Well Type (x) Background
( ) Site Boundary
( ) Intermediate
( ) Compliance
Groundwater Elevation
(above MSL) 41.79 ft.

STORET CODE	PARAMETER MONITORED	SAMPLING METHOD	ANALYSIS METHOD	ANALYSIS RESULTS	UNITS	SAMPLE FILTERED/ UNFILTERED	PRESERVATIVES ADDED
000010	TEMPERATURE	GRAB	EPA 170.1	856.0	°F	UNFILTERED	NONE
000095	SPECIFIC CONDUCTANCE	GRAB	EPA 120.1	738	umhos	UNFILTERED	NONE
	ANTIMONY	GRAB	EPA 204.2	0.00150	mg/l	UNFILTERED	HNO_3
	ARSENIC	GRAB	EPA 206.3	0.00020	mg/l	UNFILTERED	HNO_3
	BARIUM	GRAB	EPA 200.7	0.0188	mg/l	UNFILTERED	HNO_3
	BERYLLIUM	GRAB	EPA 210.1	<0.0001	mg/l	UNFILTERED	HNO_3
001027	CADMIUM	GRAB	EPA 200.7	0.00319	µg/l	UNFILTERED	HNO_3
001034	CHROMIUM	GRAB	EPA 200.7	0.00489	µg/l	UNFILTERED	HNO_3
	CYANIDE	GRAB	EPA 335.2	<0.0100	mg/l	UNFILTERED	NaOH
	FLUORIDE	GRAB	EPA 340.2	0.200	mg/l	UNFILTERED	NONE
	LEAD	GRAB	EPA 239.1	<0.0001	mg/l	UNFILTERED	HNO_3
	MERCURY	GRAB	EPA 245.1	<0.0002	mg/l	UNFILTERED	HNO_3
	NICKEL	GRAB	EPA 200.7	<0.0001	mg/l	UNFILTERED	HNO_3
000620	NITRATE	GRAB	EPA 353.1	0.302	mg/l	UNFILTERED	H_2SO_4
	NITRITE	GRAB	EPA 354.1	<0.2000	mg/l	UNFILTERED	H_2SO_4
	TOTAL NITRATE AND NITRITE	GRAB	EPA 343.1	0.502	mg/l	UNFILTERED	H_2SO_4
	SELENIUM	GRAB	EPA 270.3	<0.0001	mg/l	UNFILTERED	HNO_3
000929	SODIUM	GRAB	EPA 200.7	9.63	mg/l	UNFILTERED	NONE
	THALLIUM	GRAB	EPA 279.2	<0.0001	mg/l	UNFILTERED	HNO_3
	ALUMINUM	GRAB	EPA 200.7	0.308	mg/l	UNFILTERED	HNO_3
	CHLORIDE	GRAB	EPA 325.3	10.8	mg/l	UNFILTERED	NONE
000080	COLOR	GRAB	EPA 110.1	<5.00	PTU	UNFILTERED	NONE
	COPPER	GRAB	EPA 220.1	<0.0001	mg/l	UNFILTERED	HNO_3
	FLUORIDE	GRAB	EPA 340.1	0.200	mg/l	UNFILTERED	NONE

*Well development is the process of pumping the well prior to sampling in order to obtain a representative ground water sample.

PARAMETER MONITORING REPORT
(Rule 17-3.402, 17-3.404 - 17-3.406)

GMS# 4060C00092
Monitoring Well 4060A17009
Well Name MONITOR WELL 9
Classification of Groundwater G-II

Well Developed* Prior to
Sample Collection (Yes/No) YES

Sample Date 07-19-00
Well Type (x) Background
( ) Site Boundary
( ) Intermediate
( ) Compliance
Groundwater Elevation
(above MSL) 41.79 ft.

STORET CODE	PARAMETER MONITORED	SAMPLING METHOD	ANALYSIS METHOD	ANALYSIS RESULTS	UNITS	SAMPLE FILTERED/ UNFILTERED	PRESERVATIVES ADDED
	FOAMING AGENTS	GRAB	EPA 425.1	0.211	mg/l	UNFILTERED	NONE
900219	IRON	GRAB	EPA 236.1	0.322	mg/l	UNFILTERED	HNO_3
	MANGANESE	GRAB	EPA 903.1	0.0208	mg/l	UNFILTERED	NONE
	ODOR	GRAB	EPA 140.1	<1.00	TON	UNFILTERED	NONE
000400	Ph	GRAB	EPA 150.1	6.43	ST.UN.	UNFILTERED	HNO_3
	SILVER	GRAB	EPA 200.7	<0.00005	mg/l	UNFILTERED	NONE
000945	SULFATE	GRAB	EPA 300.0	7.57	mg/l	UNFILTERED	HNO_3
070300	TOTAL DISSOLVED SOLIDS	GRAB	EPA 160.1	504.0	mg/l	UNFILTERED	NONE
082079	TURBIDITY	GRAB	EPA 180.1	42.0	NTU	UNFILTERED	NONE
900221	ZINC	GRAB	EPA 289.1	<0.0001	mg/l	UNFILTERED	HNO_3
	AMMONIUM	GRAB	EPA 350.1	<0.0300	mg/l	UNFILTERED	H_2SO_4
	GROSS ALPHA Excl. Ra & U	GRAB	EPA 900	10.2	pCi/l	UNFILTERED	HNO_3
	RADIUM 226	GRAB	EPA 903.1	2.80	pCi/l	UNFILTERED	HNO_3
	RADIUM 228	GRAB	EPA 904	0.600	pCi/l	UNFILTERED	HNO_3

*Well development is the process of pumping the well prior to sampling in order to obtain a representative ground water sample.

DEP Form 17-1.216(2)

FLOWERS
CHEMICAL
LABORATORIES
INCORPORATED

Received From:
Cent.Testing Lab
PO Box 883
FloralCity,FL 34436

Date Reported : Aug16 2000
Project Number : Sumter Co Pub. W
PO Number : Sumter Landfill
FLDOH Number : E83018
NYSDOH Number : 11595
CTDPH Number : 0173
NCDEHNR Number : 296
SCDHEC Number : 96019

FLORIDA DEPARTMENT OF ENVIRONMENTAL PROTECTION
JAN 29 2001
SOUTHWEST DISTRICT TAMPA

For: Secs93 GA Ra226228 NH4 TB PrimInorg93
Date Sampled:Jul19 2000 Date Received:Jul20 2000 Lab Numbers: 8042-8048

REPORT OF ANALYSIS

Parameter	Unit	Reportable Detection Limit	%Rec	%RSD	8042 SL1	8043 SL2	8044 SL4	8045 SL6A	8046 SL7
Gross alpha	pCi/L	0.100			56.0	19.7	19.6	54.0	23.0
Analysis Error	pCi/L	0.100			4.00	1.50	2.50	8.00	3.00
Radium 226	pCi/L	0.100			8.50	0.900	1.50	2.00	1.50
Analysis_Error(226)	pCi/L	0.100			1.00	0.200	0.200	0.200	0.200
Radium 228	pCi/L	0.300			5.50	3.70	2.80	0.800	3.60
Analysis_Error(228)	pCi/L	0.300			3.30	1.40	0.900	0.800	1.00
Gross_Beta	pCi/L	0.100			-	-	-	-	-
Analysis_Error(Gb)	pCi/L	0.100			-	-	-	-	-
Ammonia(as N)	mg/L	0.0300	98.5	21.7	<.0300	<.0300	<.0300	<.0300	<.0300
Cyanide	mg/L	0.0100	91.1	38.8	<.0100	<.0100	<.0100	0.0327	<.0100
Turbidity	NTU	0.0500	97.5	12.6	350.	135.	22.0	900.	385.
Arsenic	mg/L	.00010	88.8	6.40	.00053	.00029	<.0001	.00026	.00016
Barium	mg/L	.00010	90.7	7.74	0.132	0.117	0.0165	0.0633	0.0328
Cadmium	mg/L	.00010	84.8	1.85	<.0001	<.0001	<.0001	<.0001	<.0001
Chromium	mg/L	.00010	95.1	8.89	0.0537	0.0226	.00526	0.0358	0.0274
Cyanide	mg/L	0.0100			-	-	-	-	-
Fluoride	mg/L	0.0500			0.391	0.834	0.228	0.438	0.200
Lead	mg/L	.00010	87.5	7.92	0.0111	.00606	<.0001	<.0001	<.0001
Mercury	mg/L	.00020	117.	.000	.00089	.00064	<.0002	<.0002	<.0002
Nickel	mg/L	.00010			<.0001	<.0001	<.0001	<.0001	<.0001
Nitrate(as N)	mg/L	0.200	125.	7.17	9.17	7.60	14.6	12.2	9.50
Nitrite(as N)	mg/L	0.200	106.	.740	<0.200	<0.200	<0.200	<0.200	<0.200
Selenium	mg/L	.00010	87.1	8.73	<.0001	<.0001	.00116	<.0001	<.0001
Sodium	mg/L	0.0500	106.	.250	3.30	7.24	42.0	3.79	3.60
Antimony	mg/L	.00010	89.5	5.09	.00211	<.0001	<.0001	<.0001	<.0001
Beryllium	mg/L	.00010	104.	2.93	.00028	<.0001	<.0001	<.0001	<.0001

Certificate of Results

Sample integrity certified prior to analysis. Test results meet all requirments of the NELAC Standards, except as noted in the QA Report Section 4. This Report may not be reproduced in part, results relate only to items tested.

Jefferson S. Flowers, Ph.D.
President/Technical Director

481 NEWBURYPORT AVE.
ALTAMONTE SPRINGS,
FLORIDA 32701
P.O. BOX 150597
ALTAMONTE SPRINGS,
FLORIDA 32715-0597
BUS: (407) 339-5984
FAX: (407) 260-6110
WEB: www.flowerslabs.com

FLOWERS CHEMICAL LABORATORIES INCORPORATED

Received From:
Cent.Testing Lab
PO Box 883
FloralCity,FL 34436

Date Reported : Aug16 2000
Project Number : Sumter Co Pub. W
PO Number : Sumter Landfill
FLDOH Number : E83018
NYSDOH Number : 11595
CTDPH Number : 0173
NCDEHNR Number : 296
SCDHEC Number : 96019

For: Secs93 GA Ra226228 NH4 TB PrimInorg93
Date Sampled:Jul19 2000 Date Received:Jul20 2000 Lab Numbers: 8042-8048

REPORT OF ANALYSIS

Parameter	Unit	Reportable Detection Limit	%Rec	%RSD	8047 SL8	8048 SL9
Gross alpha	pCi/L	0.100			2.00	10.2
Analysis Error	pCi/L	0.100			0.500	2.40
Radium 226	pCi/L	0.100			1.20	2.80
Analysis_Error(226)	pCi/L	0.100			0.200	0.300
Radium 228	pCi/L	0.300			1.80	0.600
Analysis_Error(228)	pCi/L	0.300			0.800	0.700
Gross_Beta	pCi/L	0.100			-	-
Analysis_Error(Gb)	pCi/L	0.100			-	-
Ammonia(as N)	mg/L	0.0300	98.5	21.7	<.0300	<.0300
Cyanide	mg/L	0.0100	91.1	38.8	<.0100	<.0100
Turbidity	NTU	0.0500	97.5	12.6	5.00	42.0
Arsenic	mg/L	.00010	88.8	6.40	<.0001	.00020
Barium	mg/L	.00010	90.7	7.74	.00694	0.0188
Cadmium	mg/L	.00010	84.8	1.85	0.0111	.00319
Chromium	mg/L	.00010	95.1	8.89	.00452	.00489
Cyanide	mg/L	0.0100			-	-
Fluoride	mg/L	0.0500			0.200	0.200
Lead	mg/L	.00010	87.5	7.92	<.0001	<.0001
Mercury	mg/L	.00020	117.	.000	<.0002	<.0002
Nickel	mg/L	.00010			<.0001	<.0001
Nitrate(as N)	mg/L	0.200	125.	7.17	3.76	0.302
Nitrite(as N)	mg/L	0.200	106.	.740	<0.200	<0.200
Selenium	mg/L	.00010	87.1	8.73	.00022	<.0001
Sodium	mg/L	0.0500	106.	.250	4.07	9.63
Antimony	mg/L	.00010	89.5	5.09	.00190	.00150
Beryllium	mg/L	.00010	104.	2.93	<.0001	<.0001

FLORIDA DEPARTMENT OF ENVIRONMENTAL PROTECTION
JAN 29 2001
SOUTHWEST DISTRICT TAMPA

Certificate of Results

Sample integrity certified prior to analysis. Test results meet all requirments of the NELAC Standards, except as noted in the QA Report Section 4. This Report may not be reproduced in part, results relate only to items tested.

Jefferson S. Flowers, Ph.D.
President/Technical Director

481 NEWBURYPORT AVE.
ALTAMONTE SPRINGS,
FLORIDA 32701
P.O. BOX 150597
ALTAMONTE SPRINGS,
FLORIDA 32715-0597
BUS: (407) 339-5984
FAX: (407) 260-6110
WEB: www.flowerslabs.com

FLOWERS CHEMICAL LABORATORIES INCORPORATED

Received From:
Cent.Testing Lab
PO Box 883
FloralCity,FL 34436

Date Reported : Aug16 2000
Project Number : Sumter Co Pub. W
PO Number : Sumter Landfill
FLDOH Number : E83018
NYSDOH Number : 11595
CTDPH Number : 0173
NCDEHNR Number : 296
SCDHEC Number : 96019

For: Secs93 GA Ra226228 NH4 TB PrimInorg93
Date Sampled:Jul19 2000 Date Received:Jul20 2000 Lab Numbers: 8042-8048

REPORT OF ANALYSIS

Parameter	Unit	Reportable Detection Limit	%Rec	%RSD	8042 SL1	8043 SL2	8044 SL4	8045 SL6A	8046 SL7
Thallium	mg/L	.00010	89.0	5.91	<.0001	<.0001	<.0001	<.0001	<.0001
Asbestos	MF/L	1.00			-	-	-	-	-
Aluminum	mg/L	.00050	103.	.180	34.2	9.71	1.59	11.6	2.42
Chloride	mg/L	0.400	97.9	.810	6.05	5.03	59.6	9.90	10.3
Copper	mg/L	.00010	85.8	6.69	0.0121	0.0158	<.0001	<.0001	<.0001
Fluoride	mg/L	0.0500			-	-	-	-	-
Iron	mg/L	0.0100	96.9	.630	2.31	3.95	0.159	1.12	1.21
Manganese	mg/L	.00500	100.	.350	0.0673	0.506	0.0123	0.0482	0.0226
Silver	mg/L	.00005	129.	4.02	.00028	.00022	<5e-05	.00042	.00022
Sulfate	mg/L	1.00	66.1	15.0	8.23	13.8	9.22	10.9	5.59
Zinc	mg/L	.00010	72.8	7.94	0.0172	.00109	<.0001	<.0001	<.0001
Color (color units)	PCU	5.00			20.0	200.	15.0	400.	200.
Odor (total odor num	TON	1.00			<1.00	<1.00	<1.00	<1.00	<1.00
pH	pH	0.0500	100.	.680	8.25	7.90	7.70	8.00	7.90
TDS	mg/L	2.50	119.	10.5	116.	162.	470.	174.	190.
Foaming_Agents	mg/L	0.200	77.4	.010	<0.200	<0.200	<0.200	<0.200	<0.200

Certificate of Results

Sample integrity certified prior to analysis. Test results meet all requirments of the NELAC Standards, except as noted in the QA Report Section 4. This Report may not be reproduced in part, results relate only to items tested.

Jefferson S. Flowers, Ph.D.
President/Technical Director

FLORIDA DEPARTMENT OF ENVIRONMENTAL PROTECTION
JAN 29 2001
SOUTHWEST DISTRICT TAMPA

481 NEWBURYPORT AVE.
ALTAMONTE SPRINGS,
FLORIDA 32701
P.O. BOX 150597
ALTAMONTE SPRINGS,
FLORIDA 32715-0597
BUS: (407) 339-5984
FAX: (407) 260-6110
WEB: www.flowerslabs.com

Serving Your Analytical and Environmental Needs Since 1957

FLOWERS
CHEMICAL
LABORATORIES
INCORPORATED

Received From:
Cent.Testing Lab
PO Box 883
FloralCity,FL 34436

Date Reported : Aug16 2000
Project Number : Sumter Co Pub. W
PO Number : Sumter Landfill
FLDOH Number : E83018
NYSDOH Number : 11595
CTDPH Number : 0173
NCDEHNR Number : 296
SCDHEC Number : 96019

For: Secs93 GA Ra226228 NH4 TB PrimInorg93
Date Sampled:Jul19 2000 Date Received:Jul20 2000 Lab Numbers: 8042-8048

REPORT OF ANALYSIS

Parameter	Unit	Reportable Detection Limit	%Rec	%RSD	8047 SL8	8048 SL9
Thallium	mg/L	.00010	89.0	5.91	<.0001	<.0001
Asbestos	MF/L	1.00			-	-
Aluminum	mg/L	.00050	103.	.180	0.355	0.308
Chloride	mg/L	0.400	97.9	.810	6.71	10.8
Copper	mg/L	.00010	85.8	6.69	<.0001	<.0001
Fluoride	mg/L	0.0500			-	-
Iron	mg/L	0.0100	96.9	.630	0.551	0.322
Manganese	mg/L	.00500	100.	.350	0.0620	0.0208
Silver	mg/L	.00005	129.	4.02	<5e-05	<5e-05
Sulfate	mg/L	1.00	66.1	15.0	5.59	7.57
Zinc	mg/L	.00010	72.8	7.94	<.0001	<.0001
Color (color units)	PCU	5.00			200.	<5.00
Odor (total odor num	TON	1.00			<1.00	<1.00
pH	pH	0.0500	100.	.680	7.80	7.50
TDS	mg/L	2.50	119.	10.5	214.	504.
Foaming_Agents	mg/L	0.200	77.4	.010	<0.200	0.211

Certificate of Results

Sample integrity certified prior to analysis. Test results meet all requirments of the NELAC Standards, except as noted in the QA Report Section 4. This Report may not be reproduced in part, results relate only to items tested.

Jefferson S. Flowers, Ph.D.
President/Technical Director

FLORIDA DEPARTMENT OF ENVIRONMENTAL PROTECTION
JAN 29 2001
SOUTHWEST DISTRICT TAMPA

481 NEWBURYPORT AVE.
ALTAMONTE SPRINGS,
FLORIDA 32701
P.O. BOX 150597
ALTAMONTE SPRINGS,
FLORIDA 32715-0597
BUS: (407) 339-5984
FAX: (407) 260-6110
WEB: www.flowerslabs.com

Serving Your Analytical and Environmental Needs Since 1957

FLOWERS CHEMICAL LABORATORIES INCORPORATED

ANALYTICAL & CONSULTING CHEMISTS
CHAIN OF CUSTODY RECORD
DRINKING WATER 62-550

Sumter county public works

CLIENT c/o Central Testing Lab | Client #: 1199 | Billing ADDRESS 5400 S. Florida Av Lecanto/Inverness FL 34452 | PHONE 352-726-6447

Public Drinking Water ID # | Public Water System Name: Sumter Landfill

Project # | PO #

Public Water System Type: ☐ Limited Use Commercial/Public ☐ Community ☐ Non_Community ☐ Special Non_Community

NOTES:
Turn Around Time
10 Working Days ✓
5 Working Days
3 Working Days
1 Working Day
Other

SAMPLE KIT ID
FLSM05071000

Per Site	Total	PRESERVATIVE: HNO3 /233	NaOH	Na2S2O3	H2SO4 /237		PLASTIC CONTAINERS: 60 mL	125 mL	250 mL clear	500 mL	1 Liter clear	2 Liter clear	Whirl-Pak Bag	GLASS CONTAINERS: 40 mL	250 mL	500 mL	1 Liter AMBER	2 Liter	4 Liter
1	7	✓									✓								
1	7					✓					✓								
1	7					✓					✓								
1	7		✓							✓									
1	7					✓				✓									
1	7				✓				✓										

Prim/Sec. Metals
Prim/Sec, Inorg., TE
Ra226/228
CN
Gross Alpha
NH4

Kit Relinquished: Ron Ebel | Date: 7-19-00 Time: 11:30 AM | Kit Received: | Date: Time:

PARAMETERS

Prim. Inorganics w/o asbestos_____; Asbestos_____; NO3_____ NO2_____ THM_____;
Volatile Organics_____; Pesticides & PCBs (w/o dioxin)_____; Radiological_____; Secondary Standards_____;
Group I Unreg._____; Group II Unreg._____; Group III Unreg_____; Lead & Copper_____.

Laboratory Number	Do Not Write In Shaded Area	Client Identification/Description
8042	#1	SL 1
8043	#2	SL 2
8044	#3	SL 4 Monitoring
8045	#4	SL 6A Wells
8046	#5	SL 7
8047	#6	SL 8
8048	#7	SL 9
	#8	
	#9	
	#10	

		Date	Time
Sample Collection:	Ron Ebel	7-19-00	8100-10120 AM
Transportation:		"	
Lab Acceptance:	[illegible] Fed Ex	7-20-00	1540

Page 1 of 1

Jefferson L. Flowers, Ph.D.
Jefferson S. Flowers, Ph.D.
481 NEWBURYPORT
P.O. BOX 150-597
ALTAMONTE SPRINGS
FLORIDA 32715-0597
BUS: (407) 339-5984
FAX: (407) 260-6110

65383
JRM
1/22/01

RECEIVED
JUL 17 2000
Department of Environmental Protection
BY SOUTHWEST DISTRICT

SECOND 2000
GROUNDWATER MONITORING REPORT

SUMTER COUNTY SOLID WASTE

SUMTERVILLE, SUMTER COUNTY, FLORIDA

CENTRAL TESTING LABORATORY

QAP #990817

NO QC SAMPLES PROVIDED
GW EXCEEDANCES NOT DISCUSSED
NO COPY TO TALLAHASSEE

APRIL 2000 SAMPLING EVENT

0084001.300
JUNE 2000

DEP Form # 62-522.900(2)

Form Title GROUND WATER MONITORING REPORT

Effective Date

DEP Application No.

Florida Department of Environmental Protection

Twin Towers Office Bldg. 2600 Blair Stone Road Tallahassee, Florida 32399-2400

RECEIVED
JUL 17 2000
Department of Environmental Protection
BY SOUTHWEST DISTRICT

GROUND WATER MONITORING REPORT

Rule 62-522.600(11)

PART I GENERAL INFORMATION

(1) Facility Name Sumter County Solid Waste Management Facility

Address 319 E. Anderson Avenue

City Bushnell Zip 33513

Telephone Number (352) 793-0240

(2) The GMS Identification Number 4060C00092

(3) DEP Permit Number 22926-002-SF

(4) Authorized Representative Name Garry Breedon

Address 319 E. Anderson Avenue

City Bushnell Zip 33513

Telephone Number (352) 793-0240

(5) Type of Discharge

(6) Method of Discharge Groundwater Slow Rate Infiltration

Certification

I certify under penalty of law that I have personally examined and am familiar with the information submitted in this document and all attachments and that, based on my inquiry of those individuals immediately responsible for obtaining the information, I believe that the information is true, accurate, and complete. I am aware that there are significant penalties for submitting false information, including the possibility of fine and imprisonment.

Date: 6/9/00

Signature of Owner or Authorized Representative

PART II QUALITY ASSURANCE REQUIREMENTS

Sample Organization Comp QAP # 92011G

Analytical Lab Comp QAP #/HRS Certification # 860008G

*Comp QAP #/HRS Certification # E83018 & 83139

Lab Name Flowers Chemical Laboratory

Address 481 Newburyport Avenue Altamonte Springs, FL 32701

Phone Number (407) 339-5984

SUMTER COUNTY SOLID WASTE MANAGEMENT FACILITY

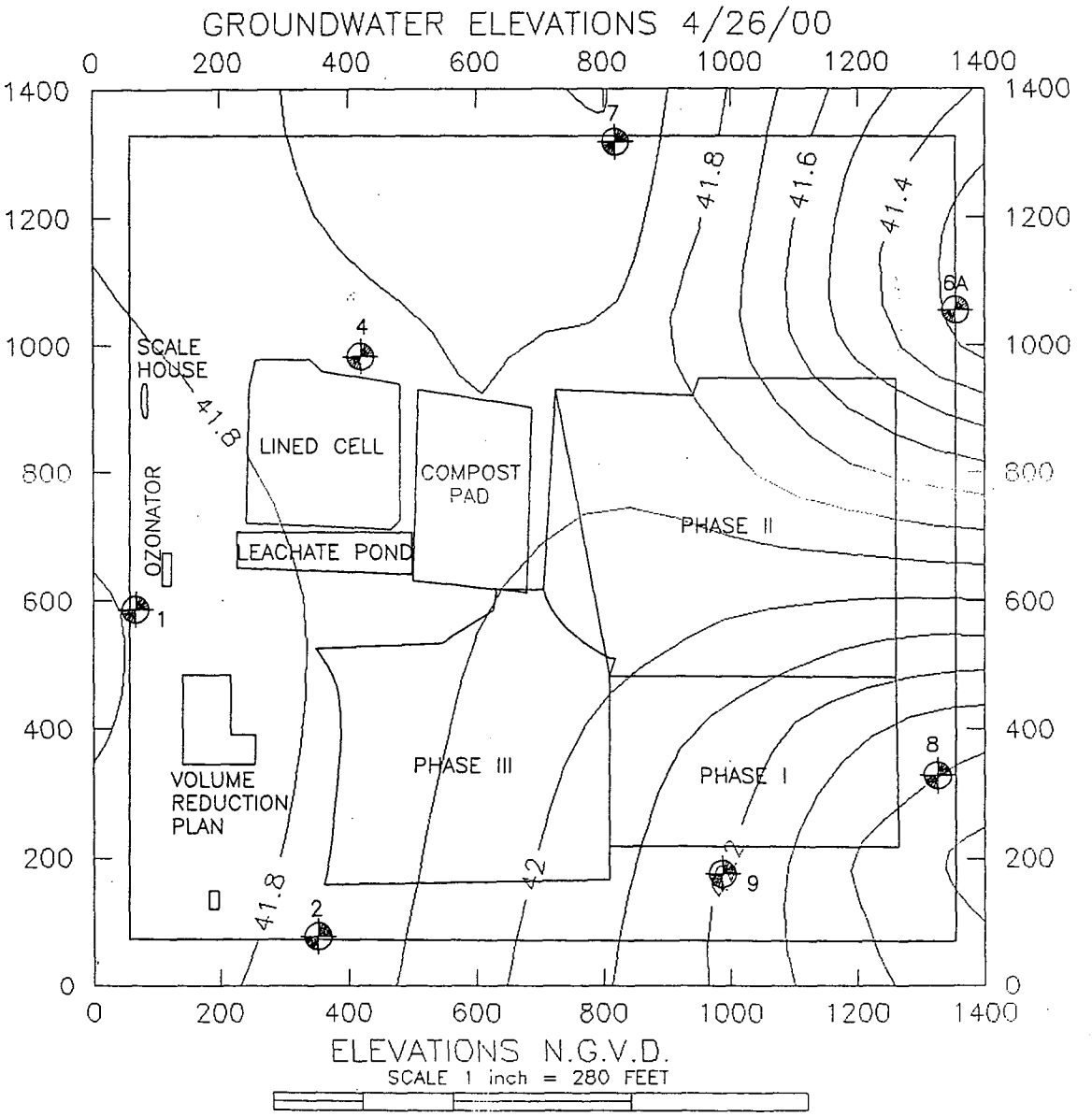

ARAMETER MONITORING REPOF
(Rule 17-3.402, 17-3.404 - 17-3.406)

GMS# 4060C00092
Monitoring Well 4060A12054
Well Name MONITOR WELL 1
Classification of Groundwater G-II

Well Developed* Prior to
Sample Collection (Yes/No) YES

Sample Date 04-26-00
Well Type ( ) Background
( ) Site Boundary
(x) Intermediate
( ) Compliance
Groundwater Elevation
(above MSL) 41.67 ft.

STORET CODE	PARAMETER MONITORED	SAMPLING METHOD	ANALYSIS METHOD	ANALYSIS RESULTS	UNITS	SAMPLE FILTERED/ UNFILTERED	PRESERVATIVES ADDED
000010	TEMPERATURE	GRAB	EPA 170.1	25.0	°C	UNFILTERED	NONE
000095	SPECIFIC CONDUCTANCE	GRAB	EPA 120.1	149	umhos	UNFILTERED	NONE
	ANTIMONY	GRAB	EPA 204.2	0.00102	mg/l	UNFILTERED	HNO_3
	ARSENIC	GRAB	EPA 206.3	0.00104	mg/l	UNFILTERED	HNO_3
	BARIUM	GRAB	EPA 200.7	0.173	mg/l	UNFILTERED	HNO_3
	BERYLLIUM	GRAB	EPA 210.1	0.00226	mg/l	UNFILTERED	HNO_3
001027	CADMIUM	GRAB	EPA 200.7	0.00347	mg/l	UNFILTERED	HNO_3
001034	CHROMIUM	GRAB	EPA 200.7	0.0484	mg/l	UNFILTERED	HNO_3
	CYANIDE	GRAB	EPA 335.2	<0.0100	mg/l	UNFILTERED	NaOH
	*FLUORIDE	GRAB	EPA 340.2	0.470	mg/l	UNFILTERED	NONE
	LEAD	GRAB	EPA 239.1	0.0275	mg/l	UNFILTERED	HNO_3
	MERCURY	GRAB	EPA 245.1	<0.0002	mg/l	UNFILTERED	HNO_3
	NICKEL	GRAB	EPA 200.7	0.00989	mg/l	UNFILTERED	HNO_3
000620	NITRATE	GRAB	EPA 353.1	14.9	mg/l	UNFILTERED	H_2SO_4
	NITRITE	GRAB	EPA 354.1	<0.0300	mg/l	UNFILTERED	H_2SO_4
	TOTAL NITRATE AND NITRITE	GRAB	EPA 343.1	14.9	mg/l	UNFILTERED	H_2SO_4
	SELENIUM	GRAB	EPA 270.3	0.00230	mg/l	UNFILTERED	HNO_3
000929	SODIUM	GRAB	EPA 200.7	7.11	mg/l	UNFILTERED	NONE
	THALLIUM	GRAB	EPA 279.2	0.00038	mg/l	UNFILTERED	HNO_3
	ALUMINUM	GRAB	EPA 200.7	16.1	mg/l	UNFILTERED	HNO_3
	CHLORIDE	GRAB	EPA 325.3	8.05	mg/l	UNFILTERED	NONE
000080	COLOR	GRAB	EPA 110.1	150.0	PTU	UNFILTERED	NONE
	COPPER	GRAB	EPA 220.1	0.0134	mg/l	UNFILTERED	HNO_3
	*FLUORIDE	GRAB	EPA 340.1	0.470	mg/l	UNFILTERED	NONE

*Well development is the process of pumping the well prior to sampling in order to obtain a representative ground water sample.

\RAMETER MONITORING REPOF
(Rule 17-3.402, 17-3.404 - 17-3.406)

GMS# 4060C00092
Monitoring Well 4060A12054
Well Name MONITOR WELL 1
Classification of Groundwater G-II

Well Developed* Prior to
Sample Collection (Yes/No) YES

Sample Date 04-26-00
Well Type ( ) Background
( ) Site Boundary
(x) Intermediate
( ) Compliance
Groundwater Elevation
(above MSL) 41.67 ft.

STORET CODE	PARAMETER MONITORED	SAMPLING METHOD	ANALYSIS METHOD	ANALYSIS RESULTS	UNITS	SAMPLE FILTERED/ UNFILTERED	PRESERVATIVES ADDED
	FOAMING AGENTS	GRAB	EPA 425.1	<0.500	mg/l	UNFILTERED	NONE
900219	IRON	GRAB	EPA 236.1	1.37	mg/l	UNFILTERED	HNO_3
	MANGANESE	GRAB	EPA 200.7	<0.0050	mg/l	UNFILTERED	NONE
	ODOR	GRAB	EPA 140.1	<1.00	TON	UNFILTERED	NONE
000400	Ph	GRAB	EPA 150.1	7.88	ST.UN.	UNFILTERED	HNO_3
	SILVER	GRAB	EPA 200.7	0.00042	mg/l	UNFILTERED	NONE
000945	SULFATE	GRAB	EPA 300.0	<1.00	mg/l	UNFILTERED	HNO_3
070300	TOTAL DISSOLVED SOLIDS	GRAB	EPA 160.1	124	mg/l	UNFILTERED	NONE
082079	TURBIDITY	GRAB	EPA 180.1	60.0	NTU	UNFILTERED	NONE
900221	ZINC	GRAB	EPA 289.1	0.0340	mg/l	UNFILTERED	HNO_3
	AMMONIUM	GRAB	EPA 350.1	<0.0300	mg/l	UNFILTERED	H_2SO_4
	GROSS ALPHA Excl. Ra & U	GRAB	EPA 900	21.0	pCi/l	UNFILTERED	HNO_3
	RADIUM 226	GRAB	EPA 903.1	3.70	pCi/l	UNFILTERED	HNO_3
	RADIUM 228	GRAB	EPA 904	<0.300	pCi/l	UNFILTERED	HNO

*Well development is the process of pumping the well prior to sampling in order to obtain a representative ground water sample.

ARAMETER MONITORING REPOR
(Rule 17-3.402, 17-3.404 - 17-3.406)

GMS# 406000092
Monitoring Well 4060A12055
Well Name MONITOR WELL 2
Classification of Groundwater G-II

Well Developed* Prior to
Sample Collection (Yes/No) YES

Sample Date 04-26-00
Well Type (x) Background
( ) Site Boundary
( ) Intermediate
( ) Compliance
Groundwater Elevation
(above MSL) 41.81 ft.

STORET CODE	PARAMETER MONITORED	SAMPLING METHOD	ANALYSIS METHOD	ANALYSIS RESULTS	UNITS	SAMPLE FILTERED/ UNFILTERED	PRESERVATIVES ADDED
000010	TEMPERATURE	GRAB	EPA 170.1	25.0	°C	UNFILTERED	NONE
000095	SPECIFIC CONDUCTANCE	GRAB	EPA 120.1	206	umhos	UNFILTERED	NONE
	ANTIMONY	GRAB	EPA 204.2	0.00013	mg/l	UNFILTERED	HNO_3
	ARSENIC	GRAB	EPA 206.3	0.00016	mg/l	UNFILTERED	HNO_3
	BARIUM	GRAB	EPA 200.7	0.0221	mg/l	UNFILTERED	HNO_3
	BERYLLIUM	GRAB	EPA 210.1	<0.0002	mg/l	UNFILTERED	HNO_3
001027	CADMIUM	GRAB	EPA 200.7	0.00042	mg/l	UNFILTERED	HNO_3
001034	CHROMIUM	GRAB	EPA 200.7	0.00144	mg/l	UNFILTERED	HNO_3
	CYANIDE	GRAB	EPA 335.2	<0.0100	mg/l	UNFILTERED	NaOH
	FLUORIDE	GRAB	EPA 340.2	0.304	mg/l	UNFILTERED	NONE
	LEAD	GRAB	EPA 239.1	0.00122	mg/l	UNFILTERED	HNO_3
	MERCURY	GRAB	EPA 245.1	0.00027	mg/l	UNFILTERED	HNO_3
	NICKEL	GRAB	EPA 200.7	0.00086	mg/l	UNFILTERED	HNO_3
000620	NITRATE	GRAB	EPA 353.1	5.30	mg/l	UNFILTERED	H_2SO_4
	NITRITE	GRAB	EPA 354.1	<0.0300	mg/l	UNFILTERED	H_2SO_4
	TOTAL NITRATE AND NITRITE	GRAB	EPA 343.1	5.30	mg/l	UNFILTERED	H_2SO_4
	SELENIUM	GRAB	EPA 270.3	0.00077	mg/l	UNFILTERED	HNO_3
000929	SODIUM	GRAB	EPA 200.7	7.82	mg/l	UNFILTERED	NONE
	THALLIUM	GRAB	EPA 279.2	<0.0001	mg/l	UNFILTERED	HNO_3
	ALUMINUM	GRAB	EPA 200.7	1.12	mg/l	UNFILTERED	HNO_3
	CHLORIDE	GRAB	EPA 325.3	3.16	mg/l	UNFILTERED	NONE
000080	COLOR	GRAB	EPA 110.1	10.0	PTU	UNFILTERED	NONE
	COPPER	GRAB	EPA 220.1	0.0130	mg/l	UNFILTERED	HNO_3
	FLUORIDE	GRAB	EPA 340.1	0.304	mg/l	UNFILTERED	NONE

*Well development is the process of pumping the well prior to sampling in order to obtain a representative ground water sample.

ARAMETER MONITORING REPOI
(Rule 17-3.402, 17-3.404 - 17-3.406)

GMS# 406000092
Monitoring Well 4060A12055
Well Name MONITOR WELL 2
Classification of Groundwater G-II

Well Developed* Prior to
Sample Collection (Yes/No) YES

Sample Date 04-26-00
Well Type (x) Background
( ) Site Boundary
( ) Intermediate
( ) Compliance
Groundwater Elevation
(above MSL) 41.81 ft.

STORET CODE	PARAMETER MONITORED	SAMPLING METHOD	ANALYSIS METHOD	ANALYSIS RESULTS	UNITS	SAMPLE FILTERED/ UNFILTERED	PRESERVATIVES ADDED
	FOAMING AGENTS	GRAB	EPA 425.1	<0.500	mg/l	UNFILTERED	NONE
	MANGANESE	GRAB	EPA 200.7	<0.0050	mg/l	UNFILTERED	NONE
900219	IRON	GRAB	EPA 236.1	0.0223	mg/l	UNFILTERED	HNO_3
	ODOR	GRAB	EPA 140.1	<1.00	TON	UNFILTERED	NONE
000400	Ph	GRAB	EPA 150.1	6.08	ST. UN.	UNFILTERED	HNO_3
	SILVER	GRAB	EPA 200.7	<0.00005	mg/l	UNFILTERED	NONE
000945	SULFATE	GRAB	EPA 300.0	9.83	mg/l	UNFILTERED	HNO_3
070300	TOTAL DISSOLVED SOLIDS	GRAB	EPA 160.1	94.0	mg/l	UNFILTERED	NONE
082079	TURBIDITY	GRAB	EPA 180.1	9.00	NTU	UNFILTERED	NONE
900221	ZINC	GRAB	EPA 289.1	0.00514	mg/l	UNFILTERED	HNO_3
	AMMONIUM	GRAB	EPA 350.1	<0.0300	mg/l	UNFILTERED	H_2SO_4
	GROSS ALPHA Excl. Ra & U	GRAB	EPA 900	1.00	pCi/l	UNFILTERED	HNO_3
	RADIUM 226	GRAB	EPA 903.1	0.50	pCi/l	UNFILTERED	HNO_3
	RADIUM 228	GRAB	EPA 904	0.300	pCi/l	UNFILTERED	HNO_3

*Well development is the process of pumping the well prior to sampling in order to obtain a representative ground water sample.

ARAMETER MONITORING REPOF
(Rule 17-3.402, 17-3.404 - 17-3.406)

GMS# 4060C00092
Monitoring Well 4060A12057
Well Name MONITOR WELL 4
Classification of Groundwater G-II

Well Developed* Prior to
Sample Collection (Yes/No) YES

Sample Date 04-26-00
Well Type ( ) Background
(x) Site Boundary
( ) Intermediate
( ) Compliance
Groundwater Elevation
(above MSL) 41.86 ft.

STORET CODE	PARAMETER MONITORED	SAMPLING METHOD	ANALYSIS METHOD	ANALYSIS RESULTS	UNITS	SAMPLE FILTERED/ UNFILTERED	PRESERV ATIVES ADDED
000010	TEMPERATURE	GRAB	EPA 170.1	27.0	°C	UNFILTERED	NONE
000095	SPECIFIC CONDUCTANCE	GRAB	EPA 120.1	860	umhos	UNFILTERED	NONE
	ANTIMONY	GRAB	EPA 204.2	0.00972	mg/l	UNFILTERED	HNO_3
	ARSENIC	GRAB	EPA 206.3	0.00058	mg/l	UNFILTERED	HNO_3
	BARIUM	GRAB	EPA 200.7	0.0104	mg/l	UNFILTERED	HNO_3
	BERYLLIUM	GRAB	EPA 210.1	<0.0002	mg/l	UNFILTERED	HNO_3
001027	CADMIUM	GRAB	EPA 200.7	0.000576	µg/l	UNFILTERED	HNO_3
001034	CHROMIUM	GRAB	EPA 200.7	0.00196	µg/l	UNFILTERED	HNO_3
	CYANIDE	GRAB	EPA 335.2	<0.0100	mg/l	UNFILTERED	NaOH
	FLUORIDE	GRAB	EPA 340.2	0.169	mg/l	UNFILTERED	NONE
	LEAD	GRAB	EPA 239.1	0.00052	mg/l	UNFILTERED	HNO_3
	MERCURY	GRAB	EPA 245.1	<0.0002	mg/l	UNFILTERED	HNO_3
	NICKEL	GRAB	EPA 200.7	0.00291	mg/l	UNFILTERED	HNO_3
000620	NITRATE	GRAB	EPA 353.1	11.4	mg/l	UNFILTERED	H_2SO_4
	NITRITE	GRAB	EPA 354.1	0.0309	mg/l	UNFILTERED	H_2SO_4
	TOTAL NITRATE AND NITRITE	GRAB	EPA 343.1	11.4309	mg/l	UNFILTERED	H_2SO_4
	SELENIUM	GRAB	EPA 270.3	0.00348	mg/l	UNFILTERED	HNO_3
000929	SODIUM	GRAB	EPA 200.7	32.5	mg/l	UNFILTERED	NONE
	THALLIUM	GRAB	EPA 279.2	0.00029	mg/l	UNFILTERED	HNO_3
	ALUMINUM	GRAB	EPA 200.7	0.231	mg/l	UNFILTERED	HNO_3
	CHLORIDE	GRAB	EPA 325.3	49.0	mg/l	UNFILTERED	NONE
000080	COLOR	GRAB	EPA 110.1	10.0	PTU	UNFILTERED	NONE
	COPPER	GRAB	EPA 220.1	<0.0002	mg/l	UNFILTERED	HNO_3
	FLUORIDE	GRAB	EPA 340.1	0.169	mg/l	UNFILTERED	NONE

*Well development is the process of pumping the well prior to sampling in order to obtain a representative ground water sample.

.RAMETER MONITORING REPOR
(Rule 17-3.402, 17-3.404 - 17-3.406)

GMS# 4060C00092
Monitoring Well 4060A12057
Well Name MONITOR WELL 4
Classification of Groundwater G-II

Well Developed* Prior to
Sample Collection (Yes/No) YES

Sample Date 04-26-00
Well Type ( ) Background
(x) Site Boundary
( ) Intermediate
( ) Compliance
Groundwater Elevation
(above MSL) 41.86 ft.

STORET CODE	PARAMETER MONITORED	SAMPLING METHOD	ANALYSIS METHOD	ANALYSIS RESULTS	UNITS	SAMPLE FILTERED/ UNFILTERED	PRESERVATIVES ADDED
	FOAMING AGENTS	GRAB	EPA 425.1	<0.500	mg/l	UNFILTERED	NONE
900219	IRON	GRAB	EPA 236.1	<0.0100	mg/l	UNFILTERED	HNO_3
	MANGANESE	GRAB	EPA 200.7	<0.0050	mg/l	UNFILTERED	NONE
	ODOR	GRAB	EPA 140.1	<1.00	TON	UNFILTERED	NONE
000400	Ph	GRAB	EPA 150.1	6.42	ST.UN.	UNFILTERED	HNO_3
	SILVER	GRAB	EPA 200.7	0.00013	mg/l	UNFILTERED	NONE
000945	SULFATE	GRAB	EPA 300.0	7.58	mg/l	UNFILTERED	HNO_3
070300	TOTAL DISSOLVED SOLIDS	GRAB	EPA 160.1	414.0	mg/l	UNFILTERED	NONE
082079	TURBIDITY	GRAB	EPA 180.1	7.00	NTU	UNFILTERED	NONE
900221	ZINC	GRAB	EPA 289.1	0.00611	mg/l	UNFILTERED	HNO_3
	AMMONIUM	GRAB	EPA 350.1	<0.0300	mg/l	UNFILTERED	H_2SO_4
	GROSS ALPHA Excl. Ra & U	GRAB	EPA 900	18.4	pCi/l	UNFILTERED	HNO_3
	RADIUM 226	GRAB	EPA 903.1	1.0	pCi/l	UNFILTERED	HNO_3
	RADIUM 228	GRAB	EPA 904	<0.300	pCi/l	UNFILTERED	HNO_3

*Well development is the process of pumping the well prior to sampling in order to obtain a representative ground water sample.

\RAMETER MONITORING REPOR
(Rule 17-3.402, 17-3.404 - 17-3.406)

GMS# 4060C00092
Monitoring Well 4060A12057
Well Name MONITOR WELL 6A
Classification of Groundwater G-II

Well Developed* Prior to
Sample Collection (Yes/No) YES

Sample Date 04-26-00
Well Type ( ) Background
( ) Site Boundary
( ) Intermediate
(x) Compliance
Groundwater Elevation
(above MSL) 41.12 ft.

STORET CODE	PARAMETER MONITORED	SAMPLING METHOD	ANALYSIS METHOD	ANALYSIS RESULTS	UNITS	SAMPLE FILTERED/ UNFILTERED	PRESERV ATIVES ADDED
000010	TEMPERATURE	GRAB	EPA 170.1	26.0	°C	UNFILTERED	NONE
000095	SPECIFIC CONDUCTANCE	GRAB	EPA 120.1	268	umhos	UNFILTERED	NONE
	ANTIMONY	GRAB	EPA 204.2	0.00313	mg/l	UNFILTERED	HNO_3
	ARSENIC	GRAB	EPA 206.3	0.00054	mg/l	UNFILTERED	HNO_3
	BARIUM	GRAB	EPA 200.7	0.0162	mg/l	UNFILTERED	HNO_3
	BERYLLIUM	GRAB	EPA 210.1	<0.0002	mg/l	UNFILTERED	HNO_3
001027	CADMIUM	GRAB	EPA 200.7	0.00106	mg/l	UNFILTERED	HNO_3
001034	CHROMIUM	GRAB	EPA 200.7	0.0828	mg/l	UNFILTERED	HNO_3
	CYANIDE	GRAB	EPA 335.2	<0.0100	mg/l	UNFILTERED	NaOH
	FLUORIDE	GRAB	EPA 340.2	0.175	mg/l	UNFILTERED	NONE
	LEAD	GRAB	EPA 239.1	0.00253	mg/l	UNFILTERED	HNO_3
	MERCURY	GRAB	EPA 245.1	<0.0002	mg/l	UNFILTERED	HNO_3
	NICKEL	GRAB	EPA 200.7	0.00504	mg/l	UNFILTERED	HNO_3
000620	NITRATE	GRAB	EPA 353.1	6.06	mg/l	UNFILTERED	H_2SO_4
	NITRITE	GRAB	EPA 354.1	<0.0300	mg/l	UNFILTERED	H_2SO_4
	TOTAL NITRATE AND NITRITE	GRAB	EPA 343.1	6.06	mg/l	UNFILTERED	H_2SO_4
	SELENIUM	GRAB	EPA 270.3	0.00326	mg/l	UNFILTERED	HNO_3
000929	SODIUM	GRAB	EPA 200.7	2.77	mg/l	UNFILTERED	NONE
	THALLIUM	GRAB	EPA 279.2	0.00015	mg/l	UNFILTERED	HNO_3
	ALUMINUM	GRAB	EPA 200.7	2.27	mg/l	UNFILTERED	HNO_3
	CHLORIDE	GRAB	EPA 325.3	6.78	mg/l	UNFILTERED	NONE
000080	COLOR	GRAB	EPA 110.1	40.0	PTU	UNFILTERED	NONE
	COPPER	GRAB	EPA 220.1	0.00039	mg/l	UNFILTERED	HNO_3
	FLUORIDE	GRAB	EPA 340.1	0.175	mg/l	UNFILTERED	NONE

*Well development is the process of pumping the well prior to sampling in order to obtain a representative ground water sample.

ARAMETER MONITORING REPOR
(Rule 17-3.402, 17-3.404 - 17-3.406)

GMS# 4060C00092
Monitoring Well 4060A12057
Well Name MONITOR WELL 6A
Classification of Groundwater G-II

Well Developed* Prior to
Sample Collection (Yes/No) YES

Sample Date 04-26-00
Well Type ( ) Background
( ) Site Boundary
( ) Intermediate
(x) Compliance
Groundwater Elevation
(above MSL) 41.12 ft.

STORET CODE	PARAMETER MONITORED	SAMPLING METHOD	ANALYSIS METHOD	ANALYSIS RESULTS	UNITS	SAMPLE FILTERED/ UNFILTERED	PRESERVATIVES ADDED
	FOAMING AGENTS	GRAB	EPA 425.1	<0.500	mg/l	UNFILTERED	NONE
900219	IRON	GRAB	EPA 236.1	0.171	mg/l	UNFILTERED	HNO_3
	MANGANESE	GRAB	EPA 200.7	<0.0050	mg/l	UNFILTERED	NONE
	ODOR	GRAB	EPA 140.1	<1.00	TON	UNFILTERED	NONE
000400	Ph	GRAB	EPA 150.1	7.62	ST.UN.	UNFILTERED	HNO_3
	SILVER	GRAB	EPA 200.7	0.00045	mg/l	UNFILTERED	NONE
000945	SULFATE	GRAB	EPA 300.0	8.99	mg/l	UNFILTERED	HNO_3
070300	TOTAL DISSOLVED SOLIDS	GRAB	EPA 160.1	160.0	mg/l	UNFILTERED	NONE
082079	TURBIDITY	GRAB	EPA 180.1	56.0	NTU	UNFILTERED	NONE
900221	ZINC	GRAB	EPA 289.1	0.0249	mg/l	UNFILTERED	HNO_3
	AMMONIUM	GRAB	EPA 350.1	<0.0300	mg/l	UNFILTERED	H_2SO_4
	GROSS ALPHA Excl. Ra & U	GRAB	EPA 900	1.50	pCi/l	UNFILTERED	HNO_3
	RADIUM 226	GRAB	EPA 903.1	0.300	pCi/l	UNFILTERED	HNO_3
	RADIUM 228	GRAB	EPA 904	<0.300	pCi/l	UNFILTERED	HNO_3

*Well development is the process of pumping the well prior to sampling in order to obtain a representative ground water sample.

,RAMETER MONITORING REPOR
(Rule 17-3.402, 17-3.404 - 17-3.406)

GMS# 4060C00092
Monitoring Well 4060A14304
Well Name MONITOR WELL 7
Classification of Groundwater G-II

Well Developed* Prior to
Sample Collection (Yes/No) YES

Sample Date 04-26-00
Well Type ( ) Background
( ) Site Boundary
( ) Intermediate
(x) Compliance
Groundwater Elevation
(above MSL) 42.06 ft.

STORET CODE	PARAMETER MONITORED	SAMPLING METHOD	ANALYSIS METHOD	ANALYSIS RESULTS	UNITS	SAMPLE FILTERED/ UNFILTERED	PRESERV ATIVES ADDED
000010	TEMPERATURE	GRAB	EPA 170.1	25.0	°C	UNFILTERED	NONE
000095	SPECIFIC CONDUCTANCE	GRAB	EPA 120.1	309	umhos	UNFILTERED	NONE
	ANTIMONY	GRAB	EPA 204.2	0.00126	mg/l	UNFILTERED	HNO_3
	ARSENIC	GRAB	EPA 206.3	0.00058	mg/l	UNFILTERED	HNO_3
	BARIUM	GRAB	EPA 200.7	0.0103	mg/l	UNFILTERED	HNO_3
	BERYLLIUM	GRAB	EPA 210.1	<0.0002	mg/l	UNFILTERED	HNO_3
001027	CADMIUM	GRAB	EPA 200.7	0.001003	mg/l	UNFILTERED	HNO_3
001034	CHROMIUM	GRAB	EPA 200.7	0.00844	mg/l	UNFILTERED	HNO_3
	CYANIDE	GRAB	EPA 335.2	<0.0100	mg/l	UNFILTERED	NaOH
	FLUORIDE	GRAB	EPA 340.2	0.214	mg/l	UNFILTERED	NONE
	LEAD	GRAB	EPA 239.1	0.00331	mg/l	UNFILTERED	HNO_3
	MERCURY	GRAB	EPA 245.1	<0.0002	mg/l	UNFILTERED	HNO_3
	NICKEL	GRAB	EPA 200.7	0.00994	mg/l	UNFILTERED	HNO_3
000620	NITRATE	GRAB	EPA 353.1	5.82	mg/l	UNFILTERED	H_2SO_4
	NITRITE	GRAB	EPA 354.1	<0.0300	mg/l	UNFILTERED	H_2SO_4
	TOTAL NITRATE AND NITRITE	GRAB	EPA 343.1	5.82	mg/l	UNFILTERED	H_2SO_4
	SELENIUM	GRAB	EPA 270.3	0.00196	mg/l	UNFILTERED	HNO_3
000929	SODIUM	GRAB	EPA 200.7	3.13	mg/l	UNFILTERED	NONE
	THALLIUM	GRAB	EPA 279.2	0.00021	mg/l	UNFILTERED	HNO_3
	ALUMINUM	GRAB	EPA 200.7	0.672	mg/l	UNFILTERED	HNO_3
	CHLORIDE	GRAB	EPA 325.3	8.30	mg/l	UNFILTERED	NONE
000080	COLOR	GRAB	EPA 110.1	50.00	PTU	UNFILTERED	NONE
	COPPER	GRAB	EPA 220.1	0.00369	mg/l	UNFILTERED	HNO_3
	FLUORIDE	GRAB	EPA 340.1	0.214	mg/l	UNFILTERED	NONE

*Well development is the process of pumping the well prior to sampling in order to obtain a representative ground water sample.

ARAMETER MONITORING REPOR
(Rule 17-3.402, 17-3.404 - 17-3.406)

GMS# 4060C00092
Monitoring Well 4060A14304
Well Name MONITOR WELL 7
Classification of Groundwater G-II

Well Developed* Prior to
Sample Collection (Yes/No) YES

Sample Date 04-26-00
Well Type ( ) Background
( ) Site Boundary
( ) Intermediate
(x) Compliance
Groundwater Elevation
(above MSL) 42.06 ft.

STORET CODE	PARAMETER MONITORED	SAMPLING METHOD	ANALYSIS METHOD	ANALYSIS RESULTS	UNITS	SAMPLE FILTERED/ UNFILTERED	PRESERVATIVES ADDED
	FOAMING AGENTS	GRAB	EPA 425.1	<0.500	mg/l	UNFILTERED	NONE
900219	IRON	GRAB	EPA 236.1	0.156	mg/l	UNFILTERED	HNO_3
	MANGANESE	GRAB	EPA 200.7	<0.0050	mg/l	UNFILTERED	NONE
	ODOR	GRAB	EPA 140.1	<1.00	TON	UNFILTERED	NONE
000400	Ph	GRAB	EPA 150.1	7.29	ST.UN.	UNFILTERED	HNO_3
	SILVER	GRAB	EPA 200.7	0.00050	mg/l	UNFILTERED	NONE
000945	SULFATE	GRAB	EPA 300.0	6.17	mg/l	UNFILTERED	HNO_3
070300	TOTAL DISSOLVED SOLIDS	GRAB	EPA 160.1	198.0	mg/l	UNFILTERED	NONE
082079	TURBIDITY	GRAB	EPA 180.1	76.0	NTU	UNFILTERED	NONE
900221	ZINC	GRAB	EPA 289.1	0.0457	mg/l	UNFILTERED	HNO_3
	AMMONIUM	GRAB	EPA 350.1	<0.0300	mg/l	UNFILTERED	H_2SO_4
	GROSS ALPHA Excl. Ra & U	GRAB	EPA 900	4.30	pCi/l	UNFILTERED	HNO_3
	RADIUM 226	GRAB	EPA 903.1	0.300	pCi/l	UNFILTERED	HNO_3
	RADIUM 228	GRAB	EPA 904	0.500	pCi/l	UNFILTERED	HNO_3

*Well development is the process of pumping the well prior to sampling in order to obtain a representative ground water sample.

ARAMETER MONITORING REPOR
(Rule 17-3.402, 17-3.404 - 17-3.406)

GMS# 4060C00092
Monitoring Well 4060A17008
Well Name MONITOR WELL 8
Classification of Groundwater G-II

Well Developed* Prior to
Sample Collection (Yes/No) YES

Sample Date 04-26-00
Well Type (x) Background
( ) Site Boundary
( ) Intermediate
( ) Compliance
Groundwater Elevation
(above MSL) 42.59 ft.

STORET CODE	PARAMETER MONITORED	SAMPLING METHOD	ANALYSIS METHOD	ANALYSIS RESULTS	UNITS	SAMPLE FILTERED/ UNFILTERED	PRESERVATIVES ADDED
000010	TEMPERATURE	GRAB	EPA 170.1	26.0	°C	UNFILTERED	NONE
000095	SPECIFIC CONDUCTANCE	GRAB	EPA 120.1	469	umhos	UNFILTERED	NONE
	ANTIMONY	GRAB	EPA 204.2	0.00077	mg/l	UNFILTERED	HNO_3
	ARSENIC	GRAB	EPA 206.3	0.00117	mg/l	UNFILTERED	HNO_3
	BARIUM	GRAB	EPA 200.7	0.00856	mg/l	UNFILTERED	HNO_3
	BERYLLIUM	GRAB	EPA 210.1	<0.0002	mg/l	UNFILTERED	HNO_3
001027	CADMIUM	GRAB	EPA 200.7	0.000830	mg/l	UNFILTERED	HNO_3
001034	CHROMIUM	GRAB	EPA 200.7	0.00496	mg/l	UNFILTERED	HNO_3
	CYANIDE	GRAB	EPA 335.2	<0.0100	mg/l	UNFILTERED	NaOH
	FLUORIDE	GRAB	EPA 340.2	0.108	mg/l	UNFILTERED	NONE
	LEAD	GRAB	EPA 239.1	0.00114	mg/l	UNFILTERED	HNO_3
	MERCURY	GRAB	EPA 245.1	<0.0002	mg/l	UNFILTERED	HNO_3
	NICKEL	GRAB	EPA 200.7	0.00372	mg/l	UNFILTERED	HNO_3
000620	NITRATE	GRAB	EPA 353.1	2.07	mg/l	UNFILTERED	H_2SO_4
	NITRITE	GRAB	EPA 354.1	<0.0300	mg/l	UNFILTERED	H_2SO_4
	TOTAL NITRATE AND NITRITE	GRAB	EPA 343.1	2.07	mg/l	UNFILTERED	H_2SO_4
	SELENIUM	GRAB	EPA 270.3	0.00273	mg/l	UNFILTERED	HNO_3
000929	SODIUM	GRAB	EPA 200.7	4.50	mg/l	UNFILTERED	NONE
	THALLIUM	GRAB	EPA 279.2	<0.0001	mg/l	UNFILTERED	HNO_3
	ALUMINUM	GRAB	EPA 200.7	0.772	mg/l	UNFILTERED	HNO_3
	CHLORIDE	GRAB	EPA 325.3	7.00	mg/l	UNFILTERED	NONE
000080	COLOR	GRAB	EPA 110.1	15.0	PTU	UNFILTERED	NONE
	COPPER	GRAB	EPA 220.1	<0.0002	mg/l	UNFILTERED	HNO_3
	FLUORIDE	GRAB	EPA 340.1	0.108	mg/l	UNFILTERED	NONE

*Well development is the process of pumping the well prior to sampling in order to obtain a representative ground water sample.

ıRAMETER MONITORING REPOR
(Rule 17-3.402, 17-3.404 - 17-3.406)

GMS# 4060C00092
Monitoring Well 4060A17008
Well Name MONITOR WELL 8
Classification of Groundwater G-II

Well Developed* Prior to
Sample Collection (Yes/No) YES

Sample Date 04-26-00
Well Type (x) Background
( ) Site Boundary
( ) Intermediate
( ) Compliance
Groundwater Elevation
(above MSL) 42.59 ft.

STORET CODE	PARAMETER MONITORED	SAMPLING METHOD	ANALYSIS METHOD	ANALYSIS RESULTS	UNITS	SAMPLE FILTERED/ UNFILTERED	PRESERV ATIVES ADDED
	FOAMING AGENTS	GRAB	EPA 425.1	<0.500	mg/l	UNFILTERED	NONE
900219	IRON	GRAB	EPA 236.1	2.98	mg/l	UNFILTERED	HNO_3
	MANGANESE	GRAB	EPA 200.7	<0.0050	mg/l	UNFILTERED	NONE
	ODOR	GRAB	EPA 140.1	<1.00	TON	UNFILTERED	NONE
000400	Ph	GRAB	EPA 150.1	6.95	ST.UN.	UNFILTERED	HNO_3
	SILVER	GRAB	EPA 200.7	0.00021	mg/l	UNFILTERED	NONE
000945	SULFATE	GRAB	EPA 300.0	5.89	mg/l	UNFILTERED	HNO_3
070300	TOTAL DISSOLVED SOLIDS	GRAB	EPA 160.1	252.0	mg/l	UNFILTERED	NONE
082079	TURBIDITY	GRAB	EPA 180.1	15.0	NTU	UNFILTERED	NONE
900221	ZINC	GRAB	EPA 289.1	0.0146	mg/l	UNFILTERED	HNO_3
	AMMONIUM	GRAB	EPA 350.1	<0.0300	mg/l	UNFILTERED	H_2SO_4
	GROSS ALPHA Excl. Ra & U	GRAB	EPA 900	0.600	pCi/l	UNFILTERED	HNO_3
	RADIUM 266	GRAB	EPA 903.1	0.900	pCi/l	UNFILTERED	HNO_3
	RADIUM 228	GRAB	EPA 904	0.300	pCi/l	UNFILTERED	HNO_3

*Well development is the process of pumping the well prior to sampling in order to obtain a representative ground water sample.

ARAMETER MONITORING REPOF
(Rule 17-3.402, 17-3.404 - 17-3.406)

GMS# 4060C00092
Monitoring Well 4060A17009
Well Name MONITOR WELL 9
Classification of Groundwater G-II

Well Developed* Prior to
Sample Collection (Yes/No) YES

Sample Date 04-26-00
Well Type (x) Background
( ) Site Boundary
( ) Intermediate
( ) Compliance
Groundwater Elevation
(above MSL) 42.20 ft.

STORET CODE	PARAMETER MONITORED	SAMPLING METHOD	ANALYSIS METHOD	ANALYSIS RESULTS	UNITS	SAMPLE FILTERED/ UNFILTERED	PRESERV ATIVES ADDED
000010	TEMPERATURE	GRAB	EPA 170.1	26.0	°C	UNFILTERED	NONE
000095	SPECIFIC CONDUCTANCE	GRAB	EPA 120.1	980	umhos	UNFILTERED	NONE
	ANTIMONY	GRAB	EPA 204.2	0.00075	mg/l	UNFILTERED	HNO_3
	ARSENIC	GRAB	EPA 206.3	0.00123	mg/l	UNFILTERED	HNO_3
	BARIUM	GRAB	EPA 200.7	0.0219	mg/l	UNFILTERED	HNO_3
	BERYLLIUM	GRAB	EPA 210.1	0.00022	mg/l	UNFILTERED	HNO_3
001027	CADMIUM	GRAB	EPA 200.7	0.00214	µg/l	UNFILTERED	HNO_3
001034	CHROMIUM	GRAB	EPA 200.7	0.00694	µg/l	UNFILTERED	HNO_3
	CYANIDE	GRAB	EPA 335.2	<0.0100	mg/l	UNFILTERED	NaOH
	FLUORIDE	GRAB	EPA 340.2	10.6	mg/l	UNFILTERED	NONE
	LEAD	GRAB	EPA 239.1	0.00362	mg/l	UNFILTERED	HNO_3
	MERCURY	GRAB	EPA 245.1	0.00068	mg/l	UNFILTERED	HNO_3
	NICKEL	GRAB	EPA 200.7	0.0159	mg/l	UNFILTERED	HNO_3
000620	NITRATE	GRAB	EPA 353.1	<0.200	mg/l	UNFILTERED	H_2SO_4
	NITRITE	GRAB	EPA 354.1	<0.0300	mg/l	UNFILTERED	H_2SO_4
	TOTAL NITRATE AND NITRITE	GRAB	EPA 343.1	<0.2300	mg/l	UNFILTERED	H_2SO_4
	SELENIUM	GRAB	EPA 270.3	0.00325	mg/l	UNFILTERED	HNO_3
000929	SODIUM	GRAB	EPA 200.7	8.88	mg/l	UNFILTERED	NONE
	THALLIUM	GRAB	EPA 279.2	0.00028	mg/l	UNFILTERED	HNO_3
	ALUMINUM	GRAB	EPA 200.7	2.33	mg/l	UNFILTERED	HNO_3
	CHLORIDE	GRAB	EPA 325.3	11.0	mg/l	UNFILTERED	NONE
000080	COLOR	GRAB	EPA 110.1	50.0	PTU	UNFILTERED	NONE
	COPPER	GRAB	EPA 220.1	0.00412	mg/l	UNFILTERED	HNO_3
	FLUORIDE	GRAB	EPA 340.1	10.6	mg/l	UNFILTERED	NONE

*Well development is the process of pumping the well prior to sampling in order to obtain a representative ground water sample.

ARAMETER MONITORING REPOR
(Rule 17-3.402, 17-3.404 - 17-3.406)

GMS# 4060C00092
Monitoring Well 4060A17009
Well Name MONITOR WELL 9
Classification of Groundwater G-II

Well Developed* Prior to
Sample Collection (Yes/No) YES

Sample Date 04-26-00
Well Type (x) Background
( ) Site Boundary
( ) Intermediate
( ) Compliance
Groundwater Elevation
(above MSL) 42.20 ft.

STORET CODE	PARAMETER MONITORED	SAMPLING METHOD	ANALYSIS METHOD	ANALYSIS RESULTS	UNITS	SAMPLE FILTERED/ UNFILTERED	PRESERVATIVES ADDED
	FOAMING AGENTS	GRAB	EPA 425.1	<0.500	mg/l	UNFILTERED	NONE
900219	IRON	GRAB	EPA 236.1	0.868	mg/l	UNFILTERED	HNO_3
	MANGANESE	GRAB	EPA 903.1	<0.0050	mg/l	UNFILTERED	NONE
	ODOR	GRAB	EPA 140.1	<1.00	TON	UNFILTERED	NONE
000400	Ph	GRAB	EPA 150.1	6.48	ST.UN.	UNFILTERED	HNO_3
	SILVER	GRAB	EPA 200.7	0.00012	mg/l	UNFILTERED	NONE
000945	SULFATE	GRAB	EPA 300.0	6.45	mg/l	UNFILTERED	HNO_3
070300	TOTAL DISSOLVED SOLIDS	GRAB	EPA 160.1	506	mg/l	UNFILTERED	NONE
082079	TURBIDITY	GRAB	EPA 180.1	58.0	NTU	UNFILTERED	NONE
900221	ZINC	GRAB	EPA 289.1	0.0450	mg/l	UNFILTERED	HNO_3
	AMMONIUM	GRAB	EPA 350.1	<0.0300	mg/l	UNFILTERED	H_2SO_4
	GROSS ALPHA Excl. Ra & U	GRAB	EPA 900	13.7	pCi/l	UNFILTERED	HNO_3
	RADIUM 226	GRAB	EPA 903.1	2.60	pCi/l	UNFILTERED	HNO_3
	RADIUM 228	GRAB	EPA 904	0.600	pCi/l	UNFILTERED	HNO_3

*Well development is the process of pumping the well prior to sampling in order to obtain a representative ground water sample.

FLOWERS

CHEMICAL LABORATORIES INCORPORATED

Received From:
Sumter Co. Pub. Works
c/o Cent.Testing Lab
PO Box 883
FloralCity,FL 34436

Date Billed : May18 2000
Project Number : Sumter Pub Works
PO Number : 0084001.300
FLDOH Number : 83139/E83018
CTDPH Number : 0173
NYSDOH Number : 11595
FDER COMQAPNum : 86-0008
CTDPH Number : 0173
NCDEHNR Number : 296
SCDHEC Number : 96019

For: Secs93 CN Inorg93 TB NH4 GA Ra226228
Date Sampled:Apr26 2000 Date Received:Apr27 2000 Lab Numbers: 10998-11004

REPORT OF ANALYSIS

Parameter	Unit	Reportable Detection Limit	%Rec	%RSD	10998 MW1	10999 MW2	11000 MW4	11001 MW6A	11002 MW7
Arsenic	mg/L	.00010	107.	17.0	.00104	.00016	.00058	.00054	.00058
Barium	mg/L	.00010	110.	20.0	0.173	0.0221	0.0104	0.0162	0.0103
Cadmium	mg/L	.00010	105.	17.3	.00347	.00042	.00057	.00106	.00100
Chromium	mg/L	.00010	108.	15.5	0.0484	.00144	.00196	0.0828	.00844
Cyanide	mg/L	0.0100	75.8	8.87	<.0100	<.0100	<.0100	<.0100	<.0100
Fluoride	mg/L	0.0500	120.	16.2	0.470	0.304	0.169	0.175	0.214
Lead	mg/L	.00010	106.	16.4	0.0275	.00122	.00052	.00253	.00331
Mercury	mg/L	.00020	112.	.000	<.0002	.00027	<.0002	<.0002	<.0002
Nickel	mg/L	.00010	97.7	17.9	.00989	.00086	.00291	.00504	.00994
Nitrate(as N)	mg/L	0.200	91.4	5.74	14.9	5.30	11.4	6.06	5.82
Nitrite(as N)	mg/L	0.0300	94.5	1.08	<.0300	<.0300	0.0309	<.0300	<.0300
Selenium	mg/L	.00020	96.2	16.0	.00230	.00077	.00348	.00326	.00196
Sodium	mg/L	0.0500	74.0	.290	7.11	7.82	32.5	2.77	3.13
Antimony	mg/L	.00010	111.	16.2	.00102	.00013	.00972	.00313	.00126
Beryllium	mg/L	.00020	131.	15.8	.00226	<.0002	<.0002	<.0002	<.0002
Thallium	mg/L	.00010	107.	14.5	.00038	<.0001	.00029	.00015	.00021
Asbestos	MF/L	1.00			-	-	-	-	-
Turbidity	NTU	0.0500	100.	9.31	60.0	9.00	7.00	56.0	76.0
Ammonia(as N)	mg/L	0.0300	116.	11.2	<.0300	<.0300	<.0300	<.0300	<.0300
Cyanide	mg/L	0.0100			-	-	-	-	-
Aluminum	mg/L	.00050	77.5	.340	16.1	1.12	0.231	2.27	0.672
Chloride	mg/L	0.400	116.	1.85	8.05	3.16	49.0	6.78	8.30
Copper	mg/L	.00020	97.7	18.1	0.0134	0.0130	<.0002	.00039	.00369
Fluoride	mg/L	0.0500			-	-	-	-	-
Iron	mg/L	0.0100	90.4	.290	1.37	0.0223	<.0100	0.171	0.156
Manganese	mg/L	.00500	89.1	1.17	<.0050	<.0050	<.0050	<.0050	<.0050

Certificate of Results

Sample integrity certified prior to analysis. Test results meet all requirments of the NELAC Standards, except as noted in the QA Report Section 4. This Report may not be reproduced in part, results relate only to items tested.

Jefferson S. Flowers, Ph.D
President/Technical Director

Jefferson L. Flowers, Ph.D
Jefferson S. Flowers, Ph.D
481 NEWBURYPORT Av.
ALTAMONTE SPRINGS
FLORIDA 32715 - 0597
BUS: (407) 339-5984
FAX: (407) 260-6110

Serving Your Analytical and Environmental Needs Since 1957

FLOWERS

CHEMICAL LABORATORIES INCORPORATED

Received From:
Sumter Co. Pub. Works
c/o Cent.Testing Lab
PO Box 883
FloralCity,FL 34436

Date Billed : May18 2000
Project Number : Sumter Pub Works
PO Number : 0084001.300
FLDOH Number : 83139/E83018
CTDPH Number : 0173
NYSDOH Number : 11595
FDER COMQAPNum : 86-0008
CTDPH Number : 0173
NCDEHNR Number : 296
SCDHEC Number : 96019

For: Secs93 CN Inorg93 TB NH4 GA Ra226228
Date Sampled:Apr26 2000 Date Received:Apr27 2000 Lab Numbers: 10998-11004

REPORT OF ANALYSIS

Parameter	Unit	Reportable Detection Limit	%Rec	%RSD	10998 MW1	10999 MW2	11000 MW4	11001 MW6A	11002 MW7
Silver	mg/L	.00005	101.	16.6	.00042	<5e-05	.00013	.00045	.00050
Sulfate	mg/L	1.00	78.7	1.78	<1.00	9.83	7.58	8.99	6.17
Zinc	mg/L	.00100	92.0	18.3	0.0340	.00514	.00611	0.0249	0.0457
Color (color units)	PCU	5.00			150.	10.0	10.0	40.0	50.0
Odor (total odor num	TON	1.00			<1.00	<1.00	<1.00	<1.00	<1.00
pH	pH	0.0500	100.	1.05	8.35	6.60	7.30	7.90	7.70
TDS	mg/L	2.50	105.	3.47	124.	94.0	414.	160.	198.
Foaming_Agents	mg/L	0.500			<0.500	<0.500	<0.500	<0.500	<0.500
Gross alpha	pCi/L	0.100			21.0	1.00	18.4	1.50	4.30
Analysis Error	pCi/L	0.100			4.00	0.700	4.50	1.10	2.20
Radium 226	pCi/L	0.100			3.70	0.500	1.00	0.300	0.300
Analysis_Error(226)	pCi/L	0.100			0.700	0.100	0.200	0.100	0.200
Radium 228	pCi/L	0.300			<0.300	0.300	<0.300	<0.300	0.500
Analysis_Error(228)	pCi/L	0.300			2.80	0.800	0.700	0.700	1.00
Gross_Beta	pCi/L	0.100			-	-	-	-	-
Analysis_Error(Gb)	pCi/L	0.100			-	-	-	-	-

Certificate of Results

Sample integrity certified prior to analysis. Test results meet all requirments of the NELAC Standards, except as noted in the QA Report Section 4. This Report may not be reproduced in part, results relate only to items tested.

Jefferson S. Flowers, Ph.D.
President/Technical Director

Jefferson L. Flowers, Ph.D
Jefferson S. Flowers, Ph.D
481 NEWBURYPORT Av.
ALTAMONTE SPRINGS
FLORIDA 32715 - 0597
BUS: (407) 339-5984
FAX: (407) 260-6110

Serving Your Analytical and Environmental Needs Since 1957

FLOWERS

CHEMICAL LABORATORIES INCORPORATED

Received From:
Sumter Co. Pub. Works
c/o Cent.Testing Lab
PO Box 883
FloralCity,FL 34436

Date Billed : May18 2000
Project Number : Sumter Pub Works
PO Number : 0084001.300
FLDOH Number : 83139/E83018
CTDPH Number : 0173
NYSDOH Number : 11595
FDER COMQAPNum : 86-0008
CTDPH Number : 0173
NCDEHNR Number : 296
SCDHEC Number : 96019

For: Secs93 CN Inorg93 TB NH4 GA Ra226228
Date Sampled:Apr26 2000 Date Received:Apr27 2000 Lab Numbers: 10998-11004

REPORT OF ANALYSIS

Parameter	Unit	Reportable Detection Limit	%Rec	%RSD	11003 MW8	11004 MW9
Arsenic	mg/L	.00010	107.	17.0	.00117	.00123
Barium	mg/L	.00010	110.	20.0	.00856	0.0219
Cadmium	mg/L	.00010	105.	17.3	.00083	.00214
Chromium	mg/L	.00010	108.	15.5	.00496	.00694
Cyanide	mg/L	0.0100	75.8	8.87	<.0100	<.0100
Fluoride	mg/L	0.0500	120.	16.2	0.108	10.6
Lead	mg/L	.00010	106.	16.4	.00114	.00362
Mercury	mg/L	.00020	112.	.000	<.0002	.00068
Nickel	mg/L	.00010	97.7	17.9	.00372	0.0159
Nitrate(as N)	mg/L	0.200	91.4	5.74	2.07	<0.200
Nitrite(as N)	mg/L	0.0300	94.5	1.08	<.0300	<.0300
Selenium	mg/L	.00020	96.2	16.0	.00273	.00325
Sodium	mg/L	0.0500	74.0	.290	4.50	8.88
Antimony	mg/L	.00010	111.	16.2	.00077	.00075
Beryllium	mg/L	.00020	131.	15.8	<.0002	.00022
Thallium	mg/L	.00010	107.	14.5	<.0001	.00028
Asbestos	MF/L	1.00			-	-
Turbidity	NTU	0.0500	100.	9.31	15.0	58.0
Ammonia(as N)	mg/L	0.0300	116.	11.2	<.0300	<.0300
Cyanide	mg/L	0.0100			-	-
Aluminum	mg/L	.00050	77.5	.340	0.772	2.33
Chloride	mg/L	0.400	116.	1.85	7.00	11.0
Copper	mg/L	.00020	97.7	18.1	<.0002	.00412
Fluoride	mg/L	0.0500			-	-
Iron	mg/L	0.0100	90.4	.290	2.98	0.868
Manganese	mg/L	.00500	89.1	1.17	<.0050	<.0050

Certificate of Results

Sample integrity certified prior to analysis. Test results meet all requirments of the NELAC Standards, except as noted in the QA Report Section 4. This Report may not be reproduced in part, results relate only to items tested.

Jefferson S. Flowers, Ph.D
President/Technical Director

Jefferson L. Flowers, Ph.D
Jefferson S. Flowers, Ph.D
481 NEWBURYPORT Av.
ALTAMONTE SPRINGS
FLORIDA 32715 - 0597
BUS: (407) 339-5984
FAX: (407) 260-6110

FLOWERS
CHEMICAL
LABORATORIES
INCORPORATED

Received From:
Sumter Co. Pub. Works
c/o Cent.Testing Lab
PO Box 883
FloralCity,FL 34436

Date Billed : May18 2000
Project Number : Sumter Pub Works
PO Number : 0084001.300
FLDOH Number : 83139/E83018
CTDPH Number : 0173
NYSDOH Number : 11595
FDER COMQAPNum : 86-0008
CTDPH Number : 0173
NCDEHNR Number : 296
SCDHEC Number : 96019

For: Secs93 CN Inorg93 TB NH4 GA Ra226228
Date Sampled:Apr26 2000 Date Received:Apr27 2000 Lab Numbers: 10998-11004

REPORT OF ANALYSIS

Parameter	Unit	Reportable Detection Limit	%Rec	%RSD	11003 MW8	11004 MW9
Silver	mg/L	.00005	101.	16.6	.00021	.00012
Sulfate	mg/L	1.00	78.7	1.78	5.89	6.45
Zinc	mg/L	.00100	92.0	18.3	0.0146	0.0450
Color (color units)	PCU	5.00			15.0	50.0
Odor (total odor num	TON	1.00			<1.00	<1.00
pH	pH	0.0500	100.	1.05	7.40	6.90
TDS	mg/L	2.50	105.	3.47	252.	506.
Foaming_Agents	mg/L	0.500			<0.500	<0.500
Gross alpha	pCi/L	0.100			0.600	13.7
Analysis Error	pCi/L	0.100			1.10	2.90
Radium 226	pCi/L	0.100			0.900	2.60
Analysis_Error(226)	pCi/L	0.100			0.200	0.300
Radium 228	pCi/L	0.300			0.300	0.600
Analysis_Error(228)	pCi/L	0.300			0.700	0.800
Gross_Beta	pCi/L	0.100			-	-
Analysis_Error(Gb)	pCi/L	0.100			-	-

Certificate of Results

Sample integrity certified prior to analysis. Test results meet all requirments of the NELAC Standards, except as noted in the QA Report Section 4. This Report may not be reproduced in part, results relate only to items tested.

Jefferson S. Flowers, Ph.D.
President/Technical Director

Jefferson L. Flowers, Ph.D
Jefferson S. Flowers, Ph.D
481 NEWBURYPORT Av.
ALTAMONTE SPRINGS
FLORIDA 32715 - 0597
BUS: (407) 339-5984
FAX: (407) 260-6110

Serving Your Analytical and Environmental Needs Since 1957

FLOWERS
CHEMICAL LABORATORIES INCORPORATED

Jefferson L. Flowers, Ph.D.
Jefferson S. Flowers, Ph.D.
481 NEWBURYPORT
P.O. BOX 150-597
ALTAMONTE SPRINGS
FLORIDA 32715-0597
BUS: (407) 339-5984
FAX: (407) 260-6110

CHAIN OF CUSTODY RECORD

Client: Sumter Co Public Works c/o Central Testing Lab

Address: 727 S. 14th St.
Leesburg Fl 34748

Phone: 352-787-1268

Sampled By (PRINT): Ron Ebel

Sampler Signature

Date Sampled: 4/26/00

FCL Client No.

FCL Project Manager

FCL Lab Coordinator

Requested Due Date: 10-day

P.O. Number

Project Name / No. 008400 1.300

Contact

ITEM NO.	SAMPLE DESCRIPTION	TIME	MATRIX	LAB NO.	NO. OF CONTAINERS	PRESERVATIVES: UNPRESERVED	H_2SO_4	HNO_3	HCl	NaOH	ANALYSES REQUEST: inorganics 93 w/o	Ra226/Ra228	TB/NH4/CH	GA/Sec 93
1	mw1		GW	10998	6	4		1		1				
2	mw2			10999										
3	mw4			11000										
4	mw6A mw7			11001 11002										
5	mw8			11003										
6	mw9			11004										

CARRIER	BAILERS	SHIP DATES: OUT / DATE	RETURNED / DATE	RELINQUISHED BY / AFFILIATION	DATE	TIME	ACCEPTED BY / AFFILIATION	DATE	TIME

SPECIAL INSTRUCTIONS

[signature] 4/27/00 15:15

SHIP WITH SAMPLES/TO BE RETURNED WITH RESULTS

65383

JRM
1/22/01

QUARTERLY GROUNDWATER MONITORING REPORT
SUMTER COUNTY SOLID WASTE
MANAGEMENT FACILITY
SUMTERVILLE, SUMTER COUNTY, FLORIDA

NO QC SAMPLES PROVIDED

GW EXCEEDANCES NOT DISCUSSED

ELEVATED MDL FOR EDB

NO COPY TO TALLAHASSEE ?

OCT. 1999 SAMPLING EVENT (EXPANDED PARAMETERS)

FDEP received 10/30/00

FLORIDA DEPARTMENT OF
ENVIRONMENTAL PROTECTION
OCT 30 2000
SOUTHWEST DISTRICT
TAMPA

DEP Form # 62-522.900(7)

Form Title GROUND WATER MONITORING REPORT

Effective Date

DEP Application No.

Florida Department of Environmental Protection

Twin Towers Office Bldg. 2600 Blair Stone Road Tallahassee, Florida 32399-2400

GROUND WATER MONITORING REPORT

Rule 62-522.600(11)

PART I GENERAL INFORMATION

(1) Facility Name Sumter County Solid Waste Management Facility

Address 319 E. Anderson Avenue

City Bushnell Zip 33513

Telephone Number (352) 793-0240

(2) The GMS Identification Number 4060C00092

(3) DEP Permit Number 22926-002-SF

(4) Authorized Representative Name Garry Breedon

Address 319 E. Anderson Avenue

City Bushnell Zip 33513

Telephone Number (352) 793-0240

(5) Type of Discharge

(6) Method of Discharge Groundwater Slow Rate Infiltration

Certification

I certify under penalty of law that I have personally examined and am familiar with the information submitted in this document and all attachments and that, based on my inquiry of those individuals immediately responsible for obtaining the information, I believe that the information is true, accurate, and complete. I am aware that there are significant penalties for submitting false information, including the possibility of fine and imprisonment.

Date: _____ _____

Signature of Owner or Authorized Representative

PART II QUALITY ASSURANCE REQUIREMENTS

Sample Organization Comp QAP # 92011G

Analytical Lab Comp QAP #/HRS Certification # 860008G

*Comp QAP #/HRS Certification # E83018 & 83139

Lab Name Flowers Chemical Laboratory

Address 481 Newburyport Avenue Altamonte Springs, FL 32701

Phone Number (407) 339-5984

SUMTER COUNTY SOLID WASTE MANAGEMENT FACILITY

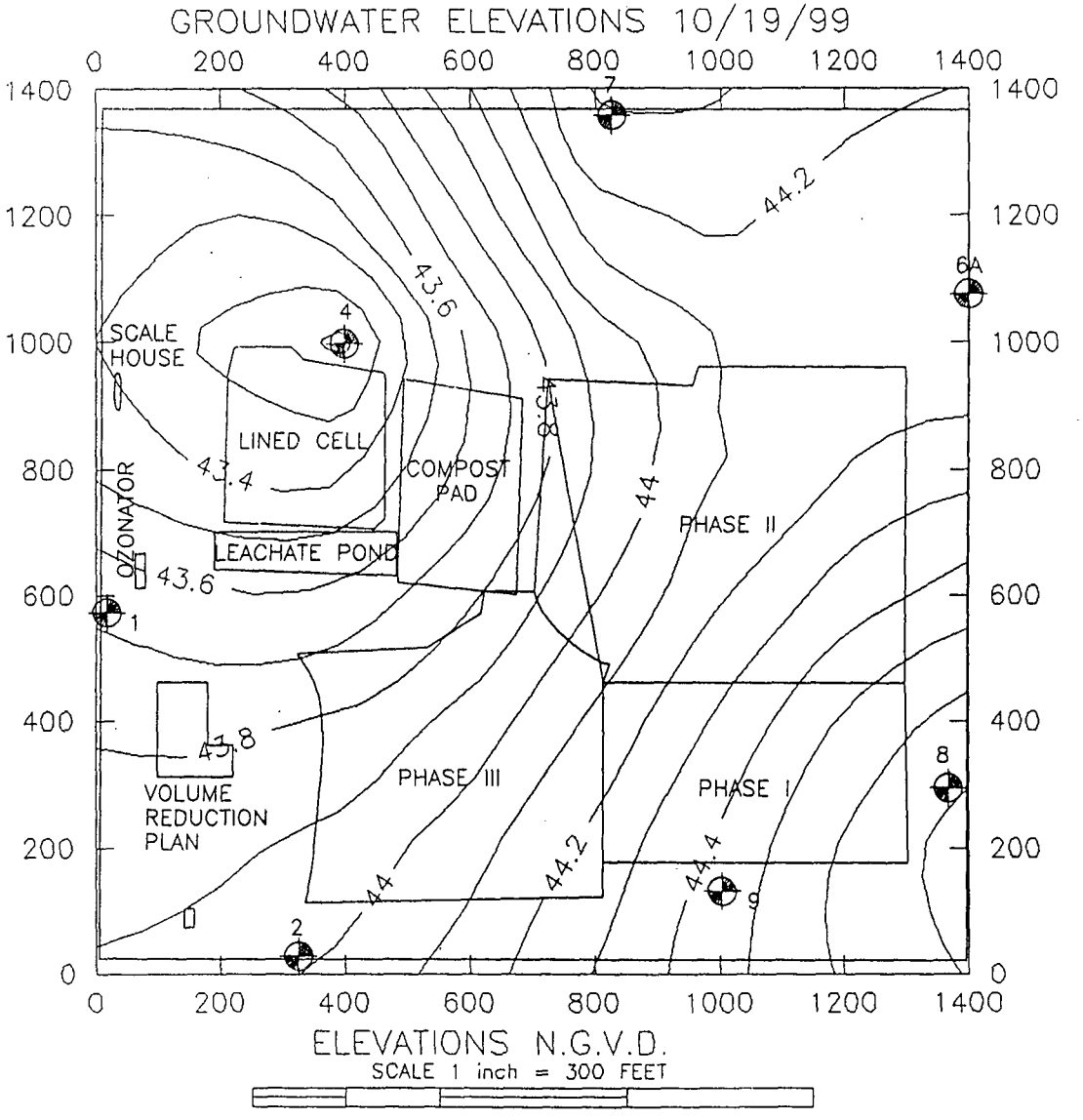

PARAMETER MONITORING REPORT
(Rule 17-3.402, 17-3.404 - 17-3.406)

FS# 4060C00092
Monitoring Well 4060A12054
Well Name MONITOR WELL 1
Classification of Groundwater G-II

Well Developed* Prior to
Sample Collection (Yes/No) YES

Sample Date 10-19-99
Well Type ( ) Background
( ) Site Boundary
(x) Intermediate
( ) Compliance
Groundwater Elevation
(above MSL) 44.17 ft.

STORET CODE	PARAMETER MONITORED	SAMPLING METHOD	ANALYSIS METHOD	ANALYSIS RESULTS	UNITS	SAMPLE FILTERED/ UNFILTERED	PRESERV ATIVES ADDED
000010	TEMPERATURE	GRAB	EPA 170.1	9.1	°C	UNFILTERED	NONE
000095	SPECIFIC CONDUCTANCE	GRAB	EPA 120.1	136	umhos	UNFILTERED	NONE
	ANTIMONY	GRAB	EPA 204.2	0.00143	mg/ℓ	UNFILTERED	HNO_3
	ARSENIC	GRAB	EPA 206.3	0.00053	mg/ℓ	UNFILTERED	HNO_3
	BARIUM	GRAB	EPA 200.7	0.0136	mg/ℓ	UNFILTERED	HNO_3
	BERYLLIUM	GRAB	EPA 210.1	<0.0009	mg/ℓ	UNFILTERED	HNO_3
001027	CADMIUM	GRAB	EPA 200.7	0.00024	mg/ℓ	UNFILTERED	HNO_3
001034	CHROMIUM	GRAB	EPA 200.7	0.00238	mg/ℓ	UNFILTERED	HNO_3
	CYANIDE	GRAB	EPA 335.2	<0.0105	mg/ℓ	UNFILTERED	NaOH
	FLUORIDE	GRAB	EPA 340.2	0.222	mg/ℓ	UNFILTERED	NONE
	LEAD	GRAB	EPA 239.1	0.00136	mg/ℓ	UNFILTERED	HNO_3
	MERCURY	GRAB	EPA 245.1	<0.0006	mg/ℓ	UNFILTERED	HNO_3
	NICKEL	GRAB	EPA 200.7	<0.0013	mg/ℓ	UNFILTERED	HNO_3
000620	NITRATE	GRAB	EPA 353.1	1.65	mg/ℓ	UNFILTERED	H_2SO_4
	NITRITE	GRAB	EPA 354.1	0.0159	mg/ℓ	UNFILTERED	H_2SO_4
	TOTAL NITRATE AND NITRITE	GRAB	EPA 343.1	1.6659	mg/ℓ	UNFILTERED	H_2SO_4
	SELENIUM	GRAB	EPA 270.3	0.00348	mg/ℓ	UNFILTERED	HNO_3
000929	SODIUM	GRAB	EPA 200.7	6.60	mg/ℓ	UNFILTERED	NONE
	THALLIUM	GRAB	EPA 279.2	0.00143	mg/ℓ	UNFILTERED	HNO_3
039715	VINYL CHLORIDE	GRAB	EPA 502.2	<0.500	µg/ℓ	UNFILTERED	NONE
034030	BENZENE	GRAB	EPA 502.2	<0.500	µg/ℓ	UNFILTERED	NONE
032101	CARBON TETRACHLORIDE	GRAB	EPA 502.2	<0.500	µg/ℓ	UNFILTERED	NONE

*Well development is the process of pumping the well prior to sampling in order to obtain a representative ground water sample.

ARAMETER MONITORING REPOR
(Rule 17-3.402, 17-3.404 - 17-3.406)

_S# 4060C00092
Monitoring Well 4060A12054
Well Name MONITOR WELL 1
Classification of Groundwater G-II

Well Developed* Prior to
Sample Collection (Yes/No) YES

Sample Date 10-19-99
Well Type ( ) Background
( ) Site Boundary
(x) Intermediate
( ) Compliance
Groundwater Elevation
(above MSL) 44.17 ft.

STORET CODE	PARAMETER MONITORED	SAMPLING METHOD	ANALYSIS METHOD	ANALYSIS RESULTS	UNITS	SAMPLE FILTERED/ UNFILTERED	PRESERV ATIVES ADDED
034531	1,2-DICHLORO-ETHANE	GRAB	EPA 502.2	<0.500	µg/ℓ	UNFILTERED	NONE
039180	TRICHLORO-ETHYLENE	GRAB	EPA 502.2	<0.500	µg/ℓ	UNFILTERED	NONE
34571	PARA-DICHLO-ROBENZENE	GRAB	EPA 502.2	<0.500	µg/ℓ	UNFILTERED	NONE
34501	1,1-DICHLORO-ETHYLENE	GRAB	EPA 502.2	<0.500	µg/ℓ	UNFILTERED	NONE
034506	1,1,1-TRI-CHLOROETHANE	GRAB	EPA 502.2	<0.500	µg/ℓ	UNFILTERED	NONE
	CIS-1,2-DICHLORO-ETHYLENE	GRAB	EPA 502.2	<0.500	µg/ℓ	UNFILTERED	NONE
34541	1,2-DICHLORO-PROPANE	GRAB	EPA 502.2	<0.500	µg/ℓ	UNFILTERED	NONE
34371	ETHYLBENZENE	GRAB	EPA 502.2	<0.500	µg/ℓ	UNFILTERED	NONE
34301	MONOCHLORO-BENZENE	GRAB	EPA 502.2	<0.500	µg/ℓ	UNFILTERED	NONE
34536	o-DICHLORO-BENZENE	GRAB	EPA 502.2	<0.500	µg/ℓ	UNFILTERED	NONE
	STYRENE	GRAB	EPA 502.2	<0.500	µg/ℓ	UNFILTERED	NONE
034475	TETRACHLORO-ETHYLENE	GRAB	EPA 502.2	<0.500	µg/ℓ	UNFILTERED	NONE
34010	TOLUENE	GRAB	EPA 502.2	<0.500	µg/ℓ	UNFILTERED	NONE
	TRANS-1,2-DICHLORO-ETHYLENE	GRAB	EPA 502.2	<0.500	µg/ℓ	UNFILTERED	NONE
	XYLENES (TOTAL)	GRAB	EPA 502.2	<0.500	µg/ℓ	UNFILTERED	NONE
34423	DICHLORO-METHANE	GRAB	EPA 502.2	<0.500	µg/ℓ	UNFILTERED	NONE
	1,2,4-TRI-CHLOROBENZENE	GRAB	EPA 502.2	<0.500	µg/ℓ	UNFILTERED	NONE

*Well development is the process of pumping the well prior to sampling in order to obtain a representative ground water sample.

PARAMETER MONITORING REPORT
(Rule 17-3.402, 17-3.404 - 17-3.406)

GMS# 4060C00092
Monitoring Well 4060A12054
Well Name MONITOR WELL 1
Classification of Groundwater G-II

Well Developed* Prior to
Sample Collection (Yes/No) YES

Sample Date 10-19-99
Well Type ( ) Background
( ) Site Boundary
(x) Intermediate
( ) Compliance
Groundwater Elevation
(above MSL) 44.17 ft.

STORET CODE	PARAMETER MONITORED	SAMPLING METHOD	ANALYSIS METHOD	ANALYSIS RESULTS	UNITS	SAMPLE FILTERED/ UNFILTERED	PRESERV ATIVES ADDED
	1,1,2-TRI-CHLOROETHANE	GRAB	EPA 502.2	<0.500	µg/ℓ	UNFILTERED	NONE
	ALACHLOR	GRAB	EPA 505	<0.2	µg/ℓ	UNFILTERED	NONE
	ATRAZINE	GRAB	EPA 505	<0.1	µg/ℓ	UNFILTERED	NONE
	CARBOFURAN	GRAB	EPA 531	<0.9	µg/ℓ	UNFILTERED	NONE
39350	CHLORDANE	GRAB	EPA 508	<0.01	µg/ℓ	UNFILTERED	NONE
	DIBROMOCHLO-ROPROPANE	GRAB	EPA 504	<0.02	µg/ℓ	UNFILTERED	NONE
	2,4-D	GRAB	EPA 515	<0.05	µg/ℓ	UNFILTERED	NONE
39390	ENDRIN	GRAB	EPA 508	<0.001	µg/ℓ	UNFILTERED	NONE
	ETHYLENE DIBROMIDE	GRAB	EPA 504	<0.010	µg/ℓ	UNFILTERED	NONE
39410	HEPTACHLOR	GRAB	EPA 508	<0.005	µg/ℓ	UNFILTERED	NONE
39420	HEPTACHLOR EPOXIDE	GRAB	EPA 508	<0.005	µg/ℓ	UNFILTERED	NONE
	LINDANE	GRAB	EPA 508	<0.001	µg/ℓ	UNFILTERED	NONE
	METHOXYCHLOR	GRAB	EPA 508	<0.01	µg/ℓ	UNFILTERED	NONE
34671 39488 39492 39496 39500 39504 39508	POLYCHLOR-INATED BIPHENYL (PCB)	GRAB	EPA 508	<0.1	µg/ℓ	UNFILTERED	NONE
	PENTACHLORO-PHENOL	GRAB	EPA 515	<0.04	µg/ℓ	UNFILTERED	NONE
39400	TOXAPHENE	GRAB	EPA 508	<0.1	µg/ℓ	UNFILTERED	NONE
	2,4,5-TP (SILVEX)	GRAB	EPA 515	<0.02	µg/ℓ	UNFILTERED	NONE
	DALAPON	GRAB	EPA 515	<0.001	µg/ℓ	UNFILTERED	NONE

*Well development is the process of pumping the well prior to sampling in order to obtain a representative ground water sample.

PARAMETER MONITORING REPORT
(Rule 17-3.402, 17-3.404 - 17-3.406)

GMS# 4060C00092
Monitoring Well 4060A12054
Well Name MONITOR WELL 1
Classification of Groundwater G-II

Well Developed* Prior to
Sample Collection (Yes/No) YES

Sample Date 10-19-99
Well Type ( ) Background
( ) Site Boundary
(x) Intermediate
( ) Compliance
Groundwater Elevation
(above MSL) 44.17 ft.

STORET CODE	PARAMETER MONITORED	SAMPLING METHOD	ANALYSIS METHOD	ANALYSIS RESULTS	UNITS	SAMPLE FILTERED/ UNFILTERED	PRESERVATIVES ADDED
	DI(2-ETHYL-HEXYL) PHTHALATE	GRAB	EPA 606	<0.6	µg/ℓ	UNFILTERED	NONE
	DI(2-ETHYL-HEXYL) ADIPATE	GRAB	EPA 506	<0.6	µg/ℓ	UNFILTERED	NONE
	DINOSEB	GRAB	EPA 515	<0.01	µg/ℓ	UNFILTERED	NONE
	DIQUAT	GRAB	EPA 549	<0.4	µg/ℓ	UNFILTERED	NONE
	ENDOTHALL	GRAB	EPA 548	<9.0	µg/ℓ	UNFILTERED	NONE
	GLYPHOSATE	GRAB	EPA 547	<0.6	µg/ℓ	UNFILTERED	NONE
	HEXACHLORO-BENZENE	GRAB	EPA 508	<0.1	µg/ℓ	UNFILTERED	NONE
	HEXACHLORO-CYCLO-PENTADIENE	GRAB	EPA 508	<0.1	µg/ℓ	UNFILTERED	NONE
	OXAMYL (VYDATE)	GRAB	EPA 531	<2.0	µg/ℓ	UNFILTERED	NONE
	BENZO(a) PYRENE	GRAB	EPA 550	<0.02	µg/ℓ	UNFILTERED	NONE
	PICLORAM	GRAB	EPA 515	<0.07	µg/ℓ	UNFILTERED	NONE
	SIMAZINE	GRAB	EPA 505	<0.07	µg/ℓ	UNFILTERED	NONE
	ALUMINUM	GRAB	EPA 200.7	1.19	mg/ℓ	UNFILTERED	HNO_3
	CHLORIDE	GRAB	EPA 325.3	154.0	mg/ℓ	UNFILTERED	NONE
000080	COLOR	GRAB	EPA 110.1	<5.0	PTU	UNFILTERED	NONE
	COPPER	GRAB	EPA 220.1	0.00606	mg/ℓ	UNFILTERED	HNO_3
	FLUORIDE	GRAB	EPA 340.1	0.222	mg/ℓ	UNFILTERED	NONE
	FOAMING AGENTS	GRAB	EPA 425.1	<0.506	mg/ℓ	UNFILTERED	NONE
900219	IRON	GRAB	EPA 236.1	0.137	mg/ℓ	UNFILTERED	HNO_3
	ODOR	GRAB	EPA 140.1	<3.18	TON	UNFILTERED	NONE

*Well development is the process of pumping the well prior to sampling in order to obtain a representative ground water sample.

DEP Form 17-1.216(3)

PARAMETER MONITORING REPORT
(Rule 17-3.402, 17-3.404 - 17-3.406)

GMS# 4060C00092
Monitoring Well 4060A12054
Well Name MONITOR WELL 1
Classification of Groundwater G-II

Well Developed* Prior to
Sample Collection (Yes/No) YES

Sample Date 10-19-99
Well Type ( ) Background
( ) Site Boundary
(x) Intermediate
( ) Compliance
Groundwater Elevation
(above MSL) 44.17 ft.

STORET CODE	PARAMETER MONITORED	SAMPLING METHOD	ANALYSIS METHOD	ANALYSIS RESULTS	UNITS	SAMPLE FILTERED/ UNFILTERED	PRESERV ATIVES ADDED
000400	Ph	GRAB	EPA 150.1	6.34	ST.UN.	UNFILTERED	HNO_3
	SILVER	GRAB	EPA 200.7	0.00155	mg/ℓ	UNFILTERED	NONE
000945	SULFATE	GRAB	EPA 300.0	14.7	mg/ℓ	UNFILTERED	HNO_3
070300	TOTAL DISSOLVED SOLIDS	GRAB	EPA 160.1	52.0	mg/ℓ	UNFILTERED	NONE
082079	TURBIDITY	GRAB	EPA 180.1	7.80	NTU	UNFILTERED	NONE
900221	ZINC	GRAB	EPA 289.1	0.00193	mg/ℓ	UNFILTERED	HNO_3
	AMMONIUM	GRAB	EPA 350.1	<0.0318	mg/ℓ	UNFILTERED	H_2SO_4
	GROSS ALPHA Excl. Ra & U	GRAB	EPA 900	3.80	pCi/ℓ	UNFILTERED	HNO_3
	MANGANESE	GRAB	EPA 200.7	<0.0123	mg/ℓ	UNFILTERED	NONE

*Well development is the process of pumping the well prior to sampling in order to obtain a representative ground water sample.

..RAMETER MONITORING REPORT
(Rule 17-3.402, 17-3.404 - 17-3.406)

GMS# 406000092
Monitoring Well 4060A12055
Well Name MONITOR WELL 2
Classification of Groundwater G-II

Well Developed* Prior to
Sample Collection (Yes/No) YES

Sample Date 10-19-99
Well Type (x) Background
( ) Site Boundary
( ) Intermediate
( ) Compliance
Groundwater Elevation
(above MSL) 44.47 ft.

STORET CODE	PARAMETER MONITORED	SAMPLING METHOD	ANALYSIS METHOD	ANALYSIS RESULTS	UNITS	SAMPLE FILTERED/ UNFILTERED	PRESERV ATIVES ADDED
000010	TEMPERATURE	GRAB	EPA 170.1	9.8	°C	UNFILTERED	NONE
000095	SPECIFIC CONDUCTANCE	GRAB	EPA 120.1	360	umhos	UNFILTERED	NONE
	ANTIMONY	GRAB	EPA 204.2	0.00096	mg/ℓ	UNFILTERED	HNO_3
	ARSENIC	GRAB	EPA 206.3	0.00037	mg/ℓ	UNFILTERED	HNO_3
	BARIUM	GRAB	EPA 200.7	0.0359	mg/ℓ	UNFILTERED	HNO_3
	BERYLLIUM	GRAB	EPA 210.1	<0.0009	mg/ℓ	UNFILTERED	HNO_3
001027	CADMIUM	GRAB	EPA 200.7	0.00028	mg/ℓ	UNFILTERED	HNO_3
001034	CHROMIUM	GRAB	EPA 200.7	0.00761	mg/ℓ	UNFILTERED	HNO_3
	CYANIDE	GRAB	EPA 335.2	<0.0105	mg/ℓ	UNFILTERED	NaOH
	FLUORIDE	GRAB	EPA 340.2	0.171	mg/ℓ	UNFILTERED	NONE
	LEAD	GRAB	EPA 239.1	0.00378	mg/ℓ	UNFILTERED	HNO_3
	MERCURY	GRAB	EPA 245.1	<0.0006	mg/ℓ	UNFILTERED	HNO_3
	NICKEL	GRAB	EPA 200.7	0.00408	mg/ℓ	UNFILTERED	HNO_3
000620	NITRATE	GRAB	EPA 353.1	1.92	mg/ℓ	UNFILTERED	H_2SO_4
	NITRITE	GRAB	EPA 354.1	0.0468	mg/ℓ	UNFILTERED	H_2SO_4
	TOTAL NITRATE AND NITRITE	GRAB	EPA 343.1	1.9668	mg/ℓ	UNFILTERED	H_2SO_4
	SELENIUM	GRAB	EPA 270.3	0.00155	mg/ℓ	UNFILTERED	HNO_3
000929	SODIUM	GRAB	EPA 200.7	9.07	mg/ℓ	UNFILTERED	NONE
	THALLIUM	GRAB	EPA 279.2	0.00018	mg/ℓ	UNFILTERED	HNO_3
039715	VINYL CHLORIDE	GRAB	EPA 502.2	<0.500	µg/ℓ	UNFILTERED	NONE
034030	BENZENE	GRAB	EPA 502.2	<0.500	µg/ℓ	UNFILTERED	NONE
032101	CARBON TETRACHLORIDE	GRAB	EPA 502.2	<0.500	µg/ℓ	UNFILTERED	NONE

*Well development is the process of pumping the well prior to sampling in order to obtain a representative ground water sample.

PARAMETER MONITORING REPORT
(Rule 17-3.402, 17-3.404 - 17-3.406)

GMS# 406000092
Monitoring Well 4060A12055
Well Name MONITOR WELL 2
Classification of Groundwater G-II

Well Developed* Prior to
Sample Collection (Yes/No) YES

Sample Date 10-19-99
Well Type (x) Background
( ) Site Boundary
( ) Intermediate
( ) Compliance
Groundwater Elevation
(above MSL) 44.47 ft.

STORET CODE	PARAMETER MONITORED	SAMPLING METHOD	ANALYSIS METHOD	ANALYSIS RESULTS	UNITS	SAMPLE FILTERED/ UNFILTERED	PRESERVATIVES ADDED
034531	1,2-DICHLORO-ETHANE	GRAB	EPA 502.2	<0.500	µg/ℓ	UNFILTERED	NONE
039180	TRICHLORO-ETHYLENE	GRAB	EPA 502.2	<0.500	µg/ℓ	UNFILTERED	NONE
34571	PARA-DICHLO-ROBENZENE	GRAB	EPA 502.2	<0.500	µg/ℓ	UNFILTERED	NONE
34501	1,1-DICHLORO-ETHYLENE	GRAB	EPA 502.2	<0.500	µg/ℓ	UNFILTERED	NONE
034506	1,1,1-TRI-CHLOROETHANE	GRAB	EPA 502.2	<0.500	µg/ℓ	UNFILTERED	NONE
	CIS-1,2-DICHLORO-ETHYLENE	GRAB	EPA 502.2	<0.500	µg/ℓ	UNFILTERED	NONE
34541	1,2-DICHLORO-PROPANE	GRAB	EPA 502.2	<0.500	µg/ℓ	UNFILTERED	NONE
34371	ETHYLBENZENE	GRAB	EPA 502.2	<0.500	µg/ℓ	UNFILTERED	NONE
34301	MONOCHLORO-BENZENE	GRAB	EPA 502.2	<0.500	µg/ℓ	UNFILTERED	NONE
34536	o-DICHLORO-BENZENE	GRAB	EPA 502.2	<0.500	µg/ℓ	UNFILTERED	NONE
	STYRENE	GRAB	EPA 502.2	<0.500	µg/ℓ	UNFILTERED	NONE
034475	TETRACHLORO-ETHYLENE	GRAB	EPA 502.2	<0.500	µg/ℓ	UNFILTERED	NONE
34010	TOLUENE	GRAB	EPA 502.2	<0.500	µg/ℓ	UNFILTERED	NONE
	TRANS-1,2-DICHLORO-ETHYLENE	GRAB	EPA 502.2	<0.500	µg/ℓ	UNFILTERED	NONE
	XYLENES (TOTAL)	GRAB	EPA 502.2	<0.500	µg/ℓ	UNFILTERED	NONE
34423	DICHLORO-METHANE	GRAB	EPA 502.2	<0.500	µg/ℓ	UNFILTERED	NONE
	1,2,4-TRI-CHLOROBENZENE	GRAB	EPA 502.2	<0.500	µg/ℓ	UNFILTERED	NONE

*Well development is the process of pumping the well prior to sampling in order to obtain a representative ground water sample.

PARAMETER MONITORING REPORT
(Rule 17-3.402, 17-3.404 - 17-3.406)

GMS# 406000092
Monitoring Well 4060A12055
Well Name MONITOR WELL 2
Classification of Groundwater G-II

Well Developed* Prior to
Sample Collection (Yes/No) YES

Sample Date 10-19-99
Well Type (x) Background
( ) Site Boundary
( ) Intermediate
( ) Compliance
Groundwater Elevation
(above MSL) 44.47 ft.

STORET CODE	PARAMETER MONITORED	SAMPLING METHOD	ANALYSIS METHOD	ANALYSIS RESULTS	UNITS	SAMPLE FILTERED/ UNFILTERED	PRESERV ATIVES ADDED
	1,1,2-TRI-CHLOROETHANE	GRAB	EPA 502.2	<0.500	µg/ℓ	UNFILTERED	NONE
	ALACHLOR	GRAB	EPA 505	<0.2	µg/ℓ	UNFILTERED	NONE
	ATRAZINE	GRAB	EPA 505	<0.1	µg/ℓ	UNFILTERED	NONE
	CARBOFURAN	GRAB	EPA 531	<0.9	µg/ℓ	UNFILTERED	NONE
39350	CHLORDANE	GRAB	EPA 508	<0.01	µg/ℓ	UNFILTERED	NONE
	DIBROMOCHLO-ROPROPANE	GRAB	EPA 504	<0.02	µg/ℓ	UNFILTERED	NONE
	2,4-D	GRAB	EPA 515	<0.05	µg/ℓ	UNFILTERED	NONE
39390	ENDRIN	GRAB	EPA 508	<0.001	µg/ℓ	UNFILTERED	NONE
	ETHYLENE DIBROMIDE	GRAB	EPA 504	<0.005	µg/ℓ	UNFILTERED	NONE
39410	HEPTACHLOR	GRAB	EPA 508	<0.005	µg/ℓ	UNFILTERED	NONE
39420	HEPTACHLOR EPOXIDE	GRAB	EPA 508	<0.005	µg/ℓ	UNFILTERED	NONE
	LINDANE	GRAB	EPA 508	<0.001	µg/ℓ	UNFILTERED	NONE
	METHOXYCHLOR	GRAB	EPA 508	<0.01	µg/ℓ	UNFILTERED	NONE
34671 39488 39492 39496 39500 39504 39508	POLYCHLOR-INATED BIPHENYL (PCB)	GRAB	EPA 508	<0.1	µg/ℓ	UNFILTERED	NONE
	PENTACHLORO-PHENOL	GRAB	EPA 515	<0.04	µg/ℓ	UNFILTERED	NONE
39400	TOXAPHENE	GRAB	EPA 508	<0.1	µg/ℓ	UNFILTERED	NONE
	2,4,5-TP (SILVEX)	GRAB	EPA 515	<0.02	µg/ℓ	UNFILTERED	NONE
	DALAPON	GRAB	EPA 515	<0.001	µg/ℓ	UNFILTERED	NONE

*Well development is the process of pumping the well prior to sampling in order to obtain a representative ground water sample.

P. AMETER MONITORING REPORT
(Rule 17-3.402, 17-3.404 - 17-3.406)

GMS# 406000092
Monitoring Well 4060A12055
Well Name MONITOR WELL 2
Classification of Groundwater G-II

Well Developed* Prior to
Sample Collection (Yes/No) YES

Sample Date 10-19-99
Well Type (x) Background
( ) Site Boundary
( ) Intermediate
( ) Compliance
Groundwater Elevation
(above MSL) 44.47 ft.

STORET CODE	PARAMETER MONITORED	SAMPLING METHOD	ANALYSIS METHOD	ANALYSIS RESULTS	UNITS	SAMPLE FILTERED/ UNFILTERED	PRESERV ATIVES ADDED
	DI(2-ETHYL-HEXYL) PHTHA-LATE	GRAB	EPA 606	<0.6	µg/ℓ	UNFILTERED	NONE
	DI(2-ETHYL-HEXYL) ADIPATE	GRAB	EPA 506	<0.6	µg/ℓ	UNFILTERED	NONE
	DINOSEB	GRAB	EPA 515	<0.01	µg/ℓ	UNFILTERED	NONE
	DIQUAT	GRAB	EPA 549	<0.4	µg/ℓ	UNFILTERED	NONE
	ENDOTHALL	GRAB	EPA 548	<9.0	µg/ℓ	UNFILTERED	NONE
	GLYPHOSATE	GRAB	EPA 547	<0.6	µg/ℓ	UNFILTERED	NONE
	HEXACHLORO-BENZENE	GRAB	EPA 508	<0.1	µg/ℓ	UNFILTERED	NONE
	HEXACHLORO-CYCLO-PENTADIENE	GRAB	EPA 508	<0.1	µg/ℓ	UNFILTERED	NONE
	OXAMYL (VYDATE)	GRAB	EPA 531	<2.0	µg/ℓ	UNFILTERED	NONE
	BENZO(a) PYRENE	GRAB	EPA 550	<0.02	µg/ℓ	UNFILTERED	NONE
	PICLORAM	GRAB	EPA 515	<0.07	µg/ℓ	UNFILTERED	NONE
	SIMAZINE	GRAB	EPA 505	<0.07	µg/ℓ	UNFILTERED	NONE
	ALUMINUM	GRAB	EPA 200.7	2.67	mg/ℓ	UNFILTERED	HNO_3
	CHLORIDE	GRAB	EPA 325.3	33.1	mg/ℓ	UNFILTERED	NONE
000080	COLOR	GRAB	EPA 110.1	40.0	PTU	UNFILTERED	NONE
	COPPER	GRAB	EPA 220.1	0.00833	mg/ℓ	UNFILTERED	HNO_3
	FLUORIDE	GRAB	EPA 340.1	0.171	mg/ℓ	UNFILTERED	NONE
	FOAMING AGENTS	GRAB	EPA 425.1	<0.506	mg/ℓ	UNFILTERED	NONE
900219	IRON	GRAB	EPA 236.1	0.737	mg/ℓ	UNFILTERED	HNO_3
	ODOR	GRAB	EPA 140.1	<3.18	TON	UNFILTERED	NONE

*Well development is the process of pumping the well prior to sampling in order to obtain a representative ground water sample.

P...AMETER MONITORING REPORT
(Rule 17-3.402, 17-3.404 - 17-3.406)

GMS# 406000092
Monitoring Well 4060A12055
Well Name MONITOR WELL 2
Classification of Groundwater G-II

Well Developed* Prior to
Sample Collection (Yes/No) YES

Sample Date 10-19-99
Well Type (x) Background
( ) Site Boundary
( ) Intermediate
( ) Compliance
Groundwater Elevation
(above MSL) 44.47 ft.

STORET CODE	PARAMETER MONITORED	SAMPLING METHOD	ANALYSIS METHOD	ANALYSIS RESULTS	UNITS	SAMPLE FILTERED/ UNFILTERED	PRESERV ATIVES ADDED
000400	Ph	GRAB	EPA 150.1	6.74	ST. UN.	UNFILTERED	HNO_3
	SILVER	GRAB	EPA 200.7	0.00527	mg/ℓ	UNFILTERED	NONE
000945	SULFATE	GRAB	EPA 300.0	9.43	mg/ℓ	UNFILTERED	HNO_3
070300	TOTAL DISSOLVED SOLIDS	GRAB	EPA 160.1	182.0	mg/ℓ	UNFILTERED	NONE
082079	TURBIDITY	GRAB	EPA 180.1	22.0	NTU	UNFILTERED	NONE
900221	ZINC	GRAB	EPA 289.1	0.00578	mg/ℓ	UNFILTERED	HNO_3
	AMMONIUM	GRAB	EPA 350.1	<.0318	mg/ℓ	UNFILTERED	H_2SO_4
	GROSS ALPHA Excl. Ra & U	GRAB	EPA 900	6.40	pCi/ℓ	UNFILTERED	HNO_3
	MANGANESE	GRAB	EPA 200.7	0.166	mg/ℓ	UNFILTERED	NONE

*Well development is the process of pumping the well prior to sampling in order to obtain a representative ground water sample.

PARAMETER MONITORING REPORT
(Rule 17-3.402, 17-3.404 - 17-3.406)

GMS# 4060C00092
Monitoring Well 4060A12057
Well Name MONITOR WELL 4
Classification of Groundwater G-II

Well Developed* Prior to
Sample Collection (Yes/No) YES

Sample Date 10-19-99
Well Type ( ) Background
(x) Site Boundary
( ) Intermediate
( ) Compliance
Groundwater Elevation
(above MSL) 43.94 ft.

STORET CODE	PARAMETER MONITORED	SAMPLING METHOD	ANALYSIS METHOD	ANALYSIS RESULTS	UNITS	SAMPLE FILTERED/ UNFILTERED	PRESERVATIVES ADDED
000010	TEMPERATURE	GRAB	EPA 170.1	10.4	°C	UNFILTERED	NONE
000095	SPECIFIC CONDUCTANCE	GRAB	EPA 120.1	1035	umhos	UNFILTERED	NONE
	ANTIMONY	GRAB	EPA 204.2	0.00147	mg/ℓ	UNFILTERED	HNO_3
	ARSENIC	GRAB	EPA 206.3	0.00065	mg/ℓ	UNFILTERED	HNO_3
	BARIUM	GRAB	EPA 200.7	0.0184	mg/ℓ	UNFILTERED	HNO_3
	BERYLLIUM	GRAB	EPA 210.1	<0.0009	mg/ℓ	UNFILTERED	HNO_3
001027	CADMIUM	GRAB	EPA 200.7	0.00088	µg/ℓ	UNFILTERED	HNO_3
001034	CHROMIUM	GRAB	EPA 200.7	0.00468	µg/ℓ	UNFILTERED	HNO_3
	CYANIDE	GRAB	EPA 335.2	<0.0105	mg/ℓ	UNFILTERED	NaOH
	FLUORIDE	GRAB	EPA 340.2	<0.110	mg/ℓ	UNFILTERED	NONE
	LEAD	GRAB	EPA 239.1	0.00206	mg/ℓ	UNFILTERED	HNO_3
	MERCURY	GRAB	EPA 245.1	0.00079	mg/ℓ	UNFILTERED	HNO_3
	NICKEL	GRAB	EPA 200.7	0.00617	mg/ℓ	UNFILTERED	HNO_3
000620	NITRATE	GRAB	EPA 353.1	6.87	mg/ℓ	UNFILTERED	H_2SO_4
	NITRITE	GRAB	EPA 354.1	0.199	mg/ℓ	UNFILTERED	H_2SO_4
	TOTAL NITRATE AND NITRITE	GRAB	EPA 343.1	7.069	mg/ℓ	UNFILTERED	H_2SO_4
	SELENIUM	GRAB	EPA 270.3	0.00656	mg/ℓ	UNFILTERED	HNO_3
000929	SODIUM	GRAB	EPA 200.7	54.2	mg/ℓ	UNFILTERED	NONE
	THALLIUM	GRAB	EPA 279.2	0.00224	mg/ℓ	UNFILTERED	HNO_3
039715	VINYL CHLORIDE	GRAB	EPA 502.2	<0.500	µg/ℓ	UNFILTERED	NONE
034030	BENZENE	GRAB	EPA 502.2	<0.500	µg/ℓ	UNFILTERED	NONE
032101	CARBON TETRACHLORIDE	GRAB	EPA 502.2	<0.500	µg/ℓ	UNFILTERED	NONE
034531	1,2-DICHLORO-	GRAB	EPA 502.2	<0.500	µg/ℓ	UNFILTERED	NONE

*Well development is the process of pumping the well prior to sampling in order to obtain a representative ground water sample.

PARAMETER MONITORING REPORT
(Rule 17-3.402, 17-3.404 - 17-3.406)

GMS# 4060C00092
Monitoring Well 4060A12057
Well Name MONITOR WELL 4
Classification of Groundwater G-II

Well Developed* Prior to
Sample Collection (Yes/No) YES

Sample Date 10-19-99
Well Type ( ) Background
(x) Site Boundary
( ) Intermediate
( ) Compliance
Groundwater Elevation
(above MSL) 43.94 ft.

STORET CODE	PARAMETER MONITORED	SAMPLING METHOD	ANALYSIS METHOD	ANALYSIS RESULTS	UNITS	SAMPLE FILTERED/ UNFILTERED	PRESERV ATIVES ADDED
	ETHANE						
039180	TRICHLORO-ETHYLENE	GRAB	EPA 502.2	<0.500	µg/l	UNFILTERED	NONE
34571	PARA-DICHLO-ROBENZENE	GRAB	EPA 502.2	<0.500	µg/l	UNFILTERED	NONE
34501	1,1-DICHLORO-ETHYLENE	GRAB	EPA 502.2	<0.500	µg/l	UNFILTERED	NONE
034506	1,1,1-TRI-CHLOROETHANE	GRAB	EPA 502.2	<0.500	µg/l	UNFILTERED	NONE
	CIS-1,2-DICHLORO-ETHYLENE	GRAB	EPA 502.2	<0.500	µg/l	UNFILTERED	NONE
34541	1,2-DICHLORO-PROPANE	GRAB	EPA 502.2	<0.500	µg/l	UNFILTERED	NONE
34371	ETHYLBENZENE	GRAB	EPA 502.2	<0.500	µg/l	UNFILTERED	NONE
34301	MONOCHLORO-BENZENE	GRAB	EPA 502.2	<0.500	µg/l	UNFILTERED	NONE
34536	o-DICHLORO-BENZENE	GRAB	EPA 502.2	<0.500	µg/l	UNFILTERED	NONE
	STYRENE	GRAB	EPA 502.2	<0.500	µg/l	UNFILTERED	NONE
034475	TETRACHLORO-ETHYLENE	GRAB	EPA 502.2	<0.500	µg/l	UNFILTERED	NONE
34010	TOLUENE	GRAB	EPA 502.2	<0.500	µg/l	UNFILTERED	NONE
	TRANS-1,2-DICHLORO-ETHYLENE	GRAB	EPA 502.2	<0.500	µg/l	UNFILTERED	NONE
	XYLENES (TOTAL)	GRAB	EPA 502.2	<0.500	µg/l	UNFILTERED	NONE
34423	DICHLORO-METHANE	GRAB	EPA 502.2	<0.500	µg/l	UNFILTERED	NONE
	1,2,4-TRI-CHLOROBENZENE	GRAB	EPA 502.2	<0.500	µg/l	UNFILTERED	NONE

*Well development is the process of pumping the well prior to sampling in order to obtain a representative ground water sample.

PARAMETER MONITORING REPORT
(Rule 17-3.402, 17-3.404 - 17-3.406)

GMS# 4060C00092
Monitoring Well 4060A12057
Well Name MONITOR WELL 4
Classification of Groundwater G-II

Well Developed* Prior to
Sample Collection (Yes/No) YES

Sample Date 10-19-99
Well Type ( ) Background
(x) Site Boundary
( ) Intermediate
( ) Compliance
Groundwater Elevation
(above MSL) 43.94 ft.

STORET CODE	PARAMETER MONITORED	SAMPLING METHOD	ANALYSIS METHOD	ANALYSIS RESULTS	UNITS	SAMPLE FILTERED/ UNFILTERED	PRESERV ATIVES ADDED
	1,1,2-TRI-CHLOROETHANE	GRAB	EPA 502.2	<0.500	µg/ℓ	UNFILTERED	NONE
	ALACHLOR	GRAB	EPA 505	<0.2	µg/ℓ	UNFILTERED	NONE
	ATRAZINE	GRAB	EPA 505	<0.1	µg/ℓ	UNFILTERED	NONE
	CARBOFURAN	GRAB	EPA 531	<0.9	µg/ℓ	UNFILTERED	NONE
39350	CHLORDANE	GRAB	EPA 508	<0.01	µg/ℓ	UNFILTERED	NONE
	DIBROMOCHLO-ROPROPANE	GRAB	EPA 504	<0.02	µg/ℓ	UNFILTERED	NONE
	2,4-D	GRAB	EPA 515	<0.05	µg/ℓ	UNFILTERED	NONE
39390	ENDRIN	GRAB	EPA 508	<0.001	µg/ℓ	UNFILTERED	NONE
	ETHYLENE DIBROMIDE	GRAB	EPA 504	<0.005	µg/ℓ	UNFILTERED	NONE
39410	HEPTACHLOR	GRAB	EPA 508	<0.005	µg/ℓ	UNFILTERED	NONE
39420	HEPTACHLOR EPOXIDE	GRAB	EPA 508	<0.005	µg/ℓ	UNFILTERED	NONE
	LINDANE	GRAB	EPA 508	<0.001	µg/ℓ	UNFILTERED	NONE
	METHOXYCHLOR	GRAB	EPA 508	<0.01	µg/ℓ	UNFILTERED	NONE
34671 39488 39492 39496 39500 39504 39508	POLYCHLOR-INATED BIPHENYL (PCB)	GRAB	EPA 508	<0.1	µg/ℓ	UNFILTERED	NONE
	PENTACHLORO-PHENOL	GRAB	EPA 515	<0.04	µg/ℓ	UNFILTERED	NONE
39400	TOXAPHENE	GRAB	EPA 508	<0.1	µg/ℓ	UNFILTERED	NONE
	2,4,5-TP (SILVEX)	GRAB	EPA 515	<0.02	µg/ℓ	UNFILTERED	NONE
	DALAPON	GRAB	EPA 515	<0.001	µg/ℓ	UNFILTERED	NONE
	DI(2-ETHYL-	GRAB	EPA 606	<0.6	µg/ℓ	UNFILTERED	NONE

*Well development is the process of pumping the well prior to sampling in order to obtain a representative ground water sample.

PARAMETER MONITORING REPORT
(Rule 17-3.402, 17-3.404 - 17-3.406)

GMS# 4060C00092
Monitoring Well 4060A12057
Well Name MONITOR WELL 4
Classification of Groundwater G-II

Well Developed* Prior to
Sample Collection (Yes/No) YES

Sample Date 10-19-99
Well Type ( ) Background
(x) Site Boundary
( ) Intermediate
( ) Compliance
Groundwater Elevation
(above MSL) 43.94 ft.

STORET CODE	PARAMETER MONITORED	SAMPLING METHOD	ANALYSIS METHOD	ANALYSIS RESULTS	UNITS	SAMPLE FILTERED/ UNFILTERED	PRESERV ATIVES ADDED
	HEXYL) PHTHA-LATE						
	DI(2-ETHYL-HEXYL)ADIPATE	GRAB	EPA 506	<0.6	µg/ℓ	UNFILTERED	NONE
	DINOSEB	GRAB	EPA 515	<0.01	µg/ℓ	UNFILTERED	NONE
	DIQUAT	GRAB	EPA 549	<0.4	µg/ℓ	UNFILTERED	NONE
	ENDOTHALL	GRAB	EPA 548	<9.0	µg/ℓ	UNFILTERED	NONE
	GLYPHOSATE	GRAB	EPA 547	<0.6	µg/ℓ	UNFILTERED	NONE
	HEXACHLORO-BENZENE	GRAB	EPA 508	<0.1	µg/ℓ	UNFILTERED	NONE
	HEXACHLORO-CYCLO-PENTADIENE	GRAB	EPA 508	<0.1	µg/ℓ	UNFILTERED	NONE
	OXAMYL (VYDATE)	GRAB	EPA 531	<2.0	µg/ℓ	UNFILTERED	NONE
	BENZO(a) PYRENE	GRAB	EPA 550	<0.02	µg/ℓ	UNFILTERED	NONE
	PICLORAM	GRAB	EPA 515	<0.07	µg/ℓ	UNFILTERED	NONE
	SIMAZINE	GRAB	EPA 505	<0.07	µg/ℓ	UNFILTERED	NONE
	ALUMINUM	GRAB	EPA 200.7	1.69	mg/ℓ	UNFILTERED	HNO_3
	CHLORIDE	GRAB	EPA 325.3	98.7	mg/ℓ	UNFILTERED	NONE
000080	COLOR	GRAB	EPA 110.1	<5.0	PTU	UNFILTERED	NONE
	COPPER	GRAB	EPA 220.1	0.00561	mg/ℓ	UNFILTERED	HNO_3
	FLUORIDE	GRAB	EPA 340.1	<0.110	mg/ℓ	UNFILTERED	NONE
	FOAMING AGENTS	GRAB	EPA 425.1	<0.506	mg/ℓ	UNFILTERED	NONE
900219	IRON	GRAB	EPA 236.1	0.240	mg/ℓ	UNFILTERED	HNO_3
	ODOR	GRAB	EPA 140.1	<3.18	TON	UNFILTERED	NONE
000400	Ph	GRAB	EPA 150.1	6.60	ST.UN.	UNFILTERED	HNO_3

*Well development is the process of pumping the well prior to sampling in order to obtain a representative ground water sample.

PARAMETER MONITORING REPORT
(Rule 17-3.402, 17-3.404 - 17-3.406)

GMS# 4060C00092
Monitoring Well 4060A12057
Well Name MONITOR WELL 4
Classification of Groundwater G-II

Well Developed* Prior to
Sample Collection (Yes/No) YES

Sample Date 10-19-99
Well Type ( ) Background
(x) Site Boundary
( ) Intermediate
( ) Compliance
Groundwater Elevation
(above MSL) 43.94 ft.

STORET CODE	PARAMETER MONITORED	SAMPLING METHOD	ANALYSIS METHOD	ANALYSIS RESULTS	UNITS	SAMPLE FILTERED/ UNFILTERED	PRESERVATIVES ADDED
	SILVER	GRAB	EPA 200.7	0.00376	mg/ℓ	UNFILTERED	NONE
000945	SULFATE	GRAB	EPA 300.0	6.32	mg/ℓ	UNFILTERED	HNO_3
070300	TOTAL DISSOLVED SOLIDS	GRAB	EPA 160.1	574.0	mg/ℓ	UNFILTERED	NONE
082079	TURBIDITY	GRAB	EPA 180.1	18.0	NTU	UNFILTERED	NONE
900221	ZINC	GRAB	EPA 289.1	0.00376	mg/ℓ	UNFILTERED	HNO_3
	AMMONIUM	GRAB	EPA 350.1	<0.0318	mg/ℓ	UNFILTERED	H_2SO_4
	GROSS ALPHA Excl. Ra & U	GRAB	EPA 900	22.0	pCi/ℓ	UNFILTERED	HNO_3
	MANGANESE	GRAB	EPA 200.7	0.0244	mg/ℓ	UNFILTERED	NONE

*Well development is the process of pumping the well prior to sampling in order to obtain a representative ground water sample.

DEP Form 17-1.216(2)

PARAMETER MONITORING REPORT
(Rule 17-3.402, 17-3.404 - 17-3.406)

GMS# 4060C00092
Monitoring Well 4060A12057
Well Name MONITOR WELL 6A
Classification of Groundwater G-II

Well Developed* Prior to
Sample Collection (Yes/No) YES

Sample Date 10-19-99
Well Type ( ) Background
( ) Site Boundary
( ) Intermediate
(x) Compliance
Groundwater Elevation
(above MSL) 44.71 ft.

STORET CODE	PARAMETER MONITORED	SAMPLING METHOD	ANALYSIS METHOD	ANALYSIS RESULTS	UNITS	SAMPLE FILTERED/ UNFILTERED	PRESERV ATIVES ADDED
000010	TEMPERATURE	GRAB	EPA 170.1	10.3	°C	UNFILTERED	NONE
000095	SPECIFIC CONDUCTANCE	GRAB	EPA 120.1	245	umhos	UNFILTERED	NONE
	ANTIMONY	GRAB	EPA 204.2	0.00132	mg/ℓ	UNFILTERED	HNO_3
	ARSENIC	GRAB	EPA 206.3	0.001143	mg/ℓ	UNFILTERED	HNO_3
	BARIUM	GRAB	EPA 200.7	0.05611	mg/ℓ	UNFILTERED	HNO_3
	BERYLLIUM	GRAB	EPA 210.1	<0.0009	mg/ℓ	UNFILTERED	HNO_3
001027	CADMIUM	GRAB	EPA 200.7	0.00179	mg/ℓ	UNFILTERED	HNO_3
001034	CHROMIUM	GRAB	EPA 200.7	0.0350	mg/ℓ	UNFILTERED	HNO_3
	CYANIDE	GRAB	EPA 335.2	<0.0105	mg/ℓ	UNFILTERED	NaOH
	FLUORIDE	GRAB	EPA 340.2	<0.110	mg/ℓ	UNFILTERED	NONE
	LEAD	GRAB	EPA 239.1	0.006505	mg/ℓ	UNFILTERED	HNO_3
	MERCURY	GRAB	EPA 245.1	<0.0006	mg/ℓ	UNFILTERED	HNO_3
	NICKEL	GRAB	EPA 200.7	0.0132	mg/ℓ	UNFILTERED	HNO_3
000620	NITRATE	GRAB	EPA 353.1	2.46	mg/ℓ	UNFILTERED	H_2SO_4
	NITRITE	GRAB	EPA 354.1	0.0437	mg/ℓ	UNFILTERED	H_2SO_4
	TOTAL NITRATE AND NITRITE	GRAB	EPA 343.1	2.5037	mg/ℓ	UNFILTERED	H_2SO_4
	SELENIUM	GRAB	EPA 270.3	0.00340	mg/ℓ	UNFILTERED	HNO_3
000929	SODIUM	GRAB	EPA 200.7	5.88	mg/ℓ	UNFILTERED	NONE
	THALLIUM	GRAB	EPA 279.2	0.00028	mg/ℓ	UNFILTERED	HNO_3
039715	VINYL CHLORIDE	GRAB	EPA 502.2	<0.500	µg/ℓ	UNFILTERED	NONE
034030	BENZENE	GRAB	EPA 502.2	<0.500	µg/ℓ	UNFILTERED	NONE
032101	CARBON TETRACHLORIDE	GRAB	EPA 502.2	<0.500	µg/ℓ	UNFILTERED	NONE
034531	1,2-DICHLORO-	GRAB	EPA 502.2	<0.500	µg/ℓ	UNFILTERED	NONE

*Well development is the process of pumping the well prior to sampling in order to obtain a representative ground water sample.

PARAMETER MONITORING REPORT
(Rule 17-3.402, 17-3.404 - 17-3.406)

GMS# 4060C00092
Monitoring Well 4060A12057
Well Name MONITOR WELL 6A
Classification of Groundwater G-II

Well Developed* Prior to
Sample Collection (Yes/No) YES

Sample Date 10-19-99
Well Type ( ) Background
( ) Site Boundary
( ) Intermediate
(x) Compliance
Groundwater Elevation
(above MSL) 44.71 ft.

STORET CODE	PARAMETER MONITORED	SAMPLING METHOD	ANALYSIS METHOD	ANALYSIS RESULTS	UNITS	SAMPLE FILTERED/ UNFILTERED	PRESERV ATIVES ADDED
	ETHANE						
039180	TRICHLORO-ETHYLENE	GRAB	EPA 502.2	<0.500	µg/ℓ	UNFILTERED	NONE
34571	PARA-DICHLO-ROBENZENE	GRAB	EPA 502.2	<0.500	µg/ℓ	UNFILTERED	NONE
34501	1,1-DICHLORO-ETHYLENE	GRAB	EPA 502.2	<0.500	µg/ℓ	UNFILTERED	NONE
034506	1,1,1-TRI-CHLOROETHANE	GRAB	EPA 502.2	<0.500	µg/ℓ	UNFILTERED	NONE
	CIS-1,2-DICHLORO-ETHYLENE	GRAB	EPA 502.2	<0.500	µg/ℓ	UNFILTERED	NONE
34541	1,2-DICHLORO-PROPANE	GRAB	EPA 502.2	<0.500	µg/ℓ	UNFILTERED	NONE
34371	ETHYLBENZENE	GRAB	EPA 502.2	<0.500	µg/ℓ	UNFILTERED	NONE
34301	MONOCHLORO-BENZENE	GRAB	EPA 502.2	<0.500	µg/ℓ	UNFILTERED	NONE
34536	o-DICHLORO-BENZENE	GRAB	EPA 502.2	<0.500	µg/ℓ	UNFILTERED	NONE
	STYRENE	GRAB	EPA 502.2	<0.500	µg/ℓ	UNFILTERED	NONE
034475	TETRACHLORO-ETHYLENE	GRAB	EPA 502.2	<0.500	µg/ℓ	UNFILTERED	NONE
34010	TOLUENE	GRAB	EPA 502.2	<0.500	µg/ℓ	UNFILTERED	NONE
	TRANS-1,2-DICHLORO-ETHYLENE	GRAB	EPA 502.2	<0.500	µg/ℓ	UNFILTERED	NONE
	XYLENES (TOTAL)	GRAB	EPA 502.2	<0.500	µg/ℓ	UNFILTERED	NONE
34423	DICHLORO-METHANE	GRAB	EPA 502.2	<0.500	µg/ℓ	UNFILTERED	NONE
	1,2,4-TRI-CHLOROBENZENE	GRAB	EPA 502.2	<0.500	µg/ℓ	UNFILTERED	NONE

*Well development is the process of pumping the well prior to sampling in order to obtain a representative ground water sample.

PARAMETER MONITORING REPORT
(Rule 17-3.402, 17-3.404 - 17-3.406)

GMS# 4060C00092
Monitoring Well 4060A12057
Well Name MONITOR WELL 6A
Classification of Groundwater G-II

Well Developed* Prior to
Sample Collection (Yes/No) YES

Sample Date 10-19-99
Well Type ( ) Background
( ) Site Boundary
( ) Intermediate
(x) Compliance
Groundwater Elevation
(above MSL) 44.71 ft.

STORET CODE	PARAMETER MONITORED	SAMPLING METHOD	ANALYSIS METHOD	ANALYSIS RESULTS	UNITS	SAMPLE FILTERED/ UNFILTERED	PRESERV ATIVES ADDED
	1,1,2-TRI-CHLOROETHANE	GRAB	EPA 502.2	<0.500	µg/ℓ	UNFILTERED	NONE
	ALACHLOR	GRAB	EPA 505	<0.2	µg/ℓ	UNFILTERED	NONE
	ATRAZINE	GRAB	EPA 505	<0.1	µg/ℓ	UNFILTERED	NONE
	CARBOFURAN	GRAB	EPA 531	<0.9	µg/ℓ	UNFILTERED	NONE
39350	CHLORDANE	GRAB	EPA 508	<0.01	µg/ℓ	UNFILTERED	NONE
	DIBROMOCHLO-ROPROPANE	GRAB	EPA 504	<0.02	µg/ℓ	UNFILTERED	NONE
	2,4-D	GRAB	EPA 515	<0.05	µg/ℓ	UNFILTERED	NONE
39390	ENDRIN	GRAB	EPA 508	<0.001	µg/ℓ	UNFILTERED	NONE
	ETHYLENE DIBROMIDE	GRAB	EPA 504	<0.005	µg/ℓ	UNFILTERED	NONE
39410	HEPTACHLOR	GRAB	EPA 508	<0.005	µg/ℓ	UNFILTERED	NONE
39420	HEPTACHLOR EPOXIDE	GRAB	EPA 508	<0.005	µg/ℓ	UNFILTERED	NONE
	LINDANE	GRAB	EPA 508	<0.001	µg/ℓ	UNFILTERED	NONE
	METHOXYCHLOR	GRAB	EPA 508	<0.01	µg/ℓ	UNFILTERED	NONE
34671 39488 39492 39496 39500 39504 39508	POLYCHLOR-INATED BIPHENYL (PCB)	GRAB	EPA 508	<0.1	µg/ℓ	UNFILTERED	NONE
	PENTACHLORO-PHENOL	GRAB	EPA 515	<0.04	µg/ℓ	UNFILTERED	NONE
39400	TOXAPHENE	GRAB	EPA 508	<0.1	µg/ℓ	UNFILTERED	NONE
	2,4,5-TP (SILVEX)	GRAB	EPA 515	<0.02	µg/ℓ	UNFILTERED	NONE
	DALAPON	GRAB	EPA 515	<0.001	µg/ℓ	UNFILTERED	NONE
	DI(2-ETHYL-	GRAB	EPA 606	<0.6	µg/ℓ	UNFILTERED	NONE

*Well development is the process of pumping the well prior to sampling in order to obtain a representative ground water sample.

PARAMETER MONITORING REPORT
(Rule 17-3.402, 17-3.404 - 17-3.406)

GMS# 4060C00092
Monitoring Well 4060A12057
Well Name MONITOR WELL 6A
Classification of Groundwater G-II

Well Developed* Prior to
Sample Collection (Yes/No) YES

Sample Date 10-19-99
Well Type ( ) Background
( ) Site Boundary
( ) Intermediate
(x) Compliance
Groundwater Elevation
(above MSL) 44.71 ft.

STORET CODE	PARAMETER MONITORED	SAMPLING METHOD	ANALYSIS METHOD	ANALYSIS RESULTS	UNITS	SAMPLE FILTERED/ UNFILTERED	PRESERV ATIVES ADDED
	HEXYL) PHTHA-LATE						
	DI(2-ETHYL-HEXYL)ADIPATE	GRAB	EPA 506	<0.6	µg/ℓ	UNFILTERED	NONE
	DINOSEB	GRAB	EPA 515	<0.01	µg/ℓ	UNFILTERED	NONE
	DIQUAT	GRAB	EPA 549	<0.4	µg/ℓ	UNFILTERED	NONE
	ENDOTHALL	GRAB	EPA 548	<9.0	µg/ℓ	UNFILTERED	NONE
	GLYPHOSATE	GRAB	EPA 547	<0.6	µg/ℓ	UNFILTERED	NONE
	HEXACHLORO-BENZENE	GRAB	EPA 508	<0.1	µg/ℓ	UNFILTERED	NONE
	HEXACHLORO-CYCLO-PENTADIENE	GRAB	EPA 508	<0.1	µg/ℓ	UNFILTERED	NONE
	OXAMYL (VYDATE)	GRAB	EPA 531	<2.0	µg/ℓ	UNFILTERED	NONE
	BENZO(a) PYRENE	GRAB	EPA 550	<0.02	µg/ℓ	UNFILTERED	NONE
	PICLORAM	GRAB	EPA 515	<0.07	µg/ℓ	UNFILTERED	NONE
	SIMAZINE	GRAB	EPA 505	<0.07	µg/ℓ	UNFILTERED	NONE
	ALUMINUM	GRAB	EPA 200.7	7.68	mg/ℓ	UNFILTERED	HNO_3
	CHLORIDE	GRAB	EPA 325.3	14.0	mg/ℓ	UNFILTERED	NONE
000080	COLOR	GRAB	EPA 110.1	200.0	PTU	UNFILTERED	NONE
	COPPER	GRAB	EPA 220.1	0.0166	mg/ℓ	UNFILTERED	HNO_3
	FLUORIDE	GRAB	EPA 340.1	<0.110	mg/ℓ	UNFILTERED	NONE
	FOAMING AGENTS	GRAB	EPA 425.1	<0.506	mg/ℓ	UNFILTERED	NONE
900219	IRON	GRAB	EPA 236.1	1.04	mg/ℓ	UNFILTERED	HNO_3
	ODOR	GRAB	EPA 140.1	<3.18	TON	UNFILTERED	NONE
000400	Ph	GRAB	EPA 150.1	7.51	ST.UN.	UNFILTERED	HNO_3

*Well development is the process of pumping the well prior to sampling in order to obtain a representative ground water sample.

PARAMETER MONITORING REPORT
(Rule 17-3.402, 17-3.404 - 17-3.406)

GMS# 4060C00092
Monitoring Well 4060A12057
Well Name MONITOR WELL 6A
Classification of Groundwater G-II

Well Developed* Prior to
Sample Collection (Yes/No) YES

Sample Date 10-19-99
Well Type ( ) Background
( ) Site Boundary
( ) Intermediate
(x) Compliance
Groundwater Elevation
(above MSL) 44.71 ft.

STORET CODE	PARAMETER MONITORED	SAMPLING METHOD	ANALYSIS METHOD	ANALYSIS RESULTS	UNITS	SAMPLE FILTERED/ UNFILTERED	PRESERVATIVES ADDED
	SILVER	GRAB	EPA 200.7	0.003845	mg/ℓ	UNFILTERED	NONE
000945	SULFATE	GRAB	EPA 300.0	5.15	mg/ℓ	UNFILTERED	HNO_3
070300	TOTAL DISSOLVED SOLIDS	GRAB	EPA 160.1	188.0	mg/ℓ	UNFILTERED	NONE
082079	TURBIDITY	GRAB	EPA 180.1	340.0	NTU	UNFILTERED	NONE
900221	ZINC	GRAB	EPA 289.1	0.0143	mg/ℓ	UNFILTERED	HNO_3
	AMMONIUM	GRAB	EPA 350.1	0.0433	mg/ℓ	UNFILTERED	H_2SO_4
	GROSS ALPHA Excl. Ra & U	GRAB	EPA 900	23.0	pCi/ℓ	UNFILTERED	HNO_3
	MANGANESE	GRAB	EPA 200.7	0.0548	mg/ℓ	UNFILTERED	NONE

*Well development is the process of pumping the well prior to sampling in order to obtain a representative ground water sample.

P. AMETER MONITORING REPORT
(Rule 17-3.402, 17-3.404 - 17-3.406)

GMS# 4060C00092
Monitoring Well 4060A14304
Well Name MONITOR WELL 7
Classification of Groundwater G-II

Well Developed* Prior to
Sample Collection (Yes/No) YES

Sample Date 10-19-99
Well Type ( ) Background
( ) Site Boundary
( ) Intermediate
(x) Compliance
Groundwater Elevation
(above MSL) 44.56 ft.

STORET CODE	PARAMETER MONITORED	SAMPLING METHOD	ANALYSIS METHOD	ANALYSIS RESULTS	UNITS	SAMPLE FILTERED/ UNFILTERED	PRESERV ATIVES ADDED
000010	TEMPERATURE	GRAB	EPA 170.1	9.8	°C	UNFILTERED	NONE
000095	SPECIFIC CONDUCTANCE	GRAB	EPA 120.1	330	umhos	UNFILTERED	NONE
	ANTIMONY	GRAB	EPA 204.2	<0.0007	mg/ℓ	UNFILTERED	HNO_3
	ARSENIC	GRAB	EPA 206.3	0.00062	mg/ℓ	UNFILTERED	HNO_3
	BARIUM	GRAB	EPA 200.7	0.0195	mg/ℓ	UNFILTERED	HNO_3
	BERYLLIUM	GRAB	EPA 210.1	<0.0009	mg/ℓ	UNFILTERED	HNO_3
001027	CADMIUM	GRAB	EPA 200.7	0.00111	mg/ℓ	UNFILTERED	HNO_3
001034	CHROMIUM	GRAB	EPA 200.7	0.0177	mg/ℓ	UNFILTERED	HNO_3
	CYANIDE	GRAB	EPA 335.2	<0.0105	mg/ℓ	UNFILTERED	NaOH
	FLUORIDE	GRAB	EPA 340.2	0.293	mg/ℓ	UNFILTERED	NONE
	LEAD	GRAB	EPA 239.1	0.00236	mg/ℓ	UNFILTERED	HNO_3
	MERCURY	GRAB	EPA 245.1	<0.0006	mg/ℓ	UNFILTERED	HNO_3
	NICKEL	GRAB	EPA 200.7	0.00633	mg/ℓ	UNFILTERED	HNO_3
000620	NITRATE	GRAB	EPA 353.1	2.45	mg/ℓ	UNFILTERED	H_2SO_4
	NITRITE	GRAB	EPA 354.1	0.0735	mg/ℓ	UNFILTERED	H_2SO_4
	TOTAL NITRATE AND NITRITE	GRAB	EPA 343.1	2.5235	mg/ℓ	UNFILTERED	H_2SO_4
	SELENIUM	GRAB	EPA 270.3	0.003549	mg/ℓ	UNFILTERED	HNO_3
000929	SODIUM	GRAB	EPA 200.7	4.25	mg/ℓ	UNFILTERED	NONE
	THALLIUM	GRAB	EPA 279.2	0.00027	mg/ℓ	UNFILTERED	HNO_3
039715	VINYL CHLORIDE	GRAB	EPA 502.2	<0.500	µg/ℓ	UNFILTERED	NONE
034030	BENZENE	GRAB	EPA 502.2	<0.500	µg/ℓ	UNFILTERED	NONE
032101	CARBON TETRACHLORIDE	GRAB	EPA 502.2	<0.500	µg/ℓ	UNFILTERED	NONE
034531	1,2-DICHLORO-	GRAB	EPA 502.2	<0.500	µg/ℓ	UNFILTERED	NONE

*Well development is the process of pumping the well prior to sampling in order to obtain a representative ground water sample.

PA. .METER MONITORING REPORT
(Rule 17-3.402, 17-3.404 - 17-3.406)

GMS# 4060C00092
Monitoring Well 4060A14304
Well Name MONITOR WELL 7
Classification of Groundwater G-II

Well Developed* Prior to
Sample Collection (Yes/No) YES

Sample Date 10-19-99
Well Type ( ) Background
( ) Site Boundary
( ) Intermediate
(x) Compliance
Groundwater Elevation
(above MSL) 44.56 ft.

STORET CODE	PARAMETER MONITORED	SAMPLING METHOD	ANALYSIS METHOD	ANALYSIS RESULTS	UNITS	SAMPLE FILTERED/ UNFILTERED	PRESERV ATIVES ADDED
	ETHANE						
039180	TRICHLORO-ETHYLENE	GRAB	EPA 502.2	<0.500	µg/ℓ	UNFILTERED	NONE
34571	PARA-DICHLO-ROBENZENE	GRAB	EPA 502.2	<0.500	µg/ℓ	UNFILTERED	NONE
34501	1,1-DICHLORO-ETHYLENE	GRAB	EPA 502.2	<0.500	µg/ℓ	UNFILTERED	NONE
034506	1,1,1-TRI-CHLOROETHANE	GRAB	EPA 502.2	<0.500	µg/ℓ	UNFILTERED	NONE
	CIS-1,2-DICHLORO-ETHYLENE	GRAB	EPA 502.2	<0.500	µg/ℓ	UNFILTERED	NONE
34541	1,2-DICHLORO-PROPANE	GRAB	EPA 502.2	<0.500	µg/ℓ	UNFILTERED	NONE
34371	ETHYLBENZENE	GRAB	EPA 502.2	<0.500	µg/ℓ	UNFILTERED	NONE
34301	MONOCHLORO-BENZENE	GRAB	EPA 502.2	<0.500	µg/ℓ	UNFILTERED	NONE
34536	o-DICHLORO-BENZENE	GRAB	EPA 502.2	<0.500	µg/ℓ	UNFILTERED	NONE
	STYRENE	GRAB	EPA 502.2	<0.500	µg/ℓ	UNFILTERED	NONE
034475	TETRACHLORO-ETHYLENE	GRAB	EPA 502.2	<0.500	µg/ℓ	UNFILTERED	NONE
34010	TOLUENE	GRAB	EPA 502.2	<0.500	µg/ℓ	UNFILTERED	NONE
	TRANS-1,2-DICHLORO-ETHYLENE	GRAB	EPA 502.2	<0.500	µg/ℓ	UNFILTERED	NONE
	XYLENES (TOTAL)	GRAB	EPA 502.2	<0.500	µg/ℓ	UNFILTERED	NONE
34423	DICHLORO-METHANE	GRAB	EPA 502.2	<0.500	µg/ℓ	UNFILTERED	NONE
	1,2,4-TRI-CHLOROBENZENE	GRAB	EPA 502.2	<0.500	µg/ℓ	UNFILTERED	NONE

*Well development is the process of pumping the well prior to sampling in order to obtain a representative ground water sample.

RAMETER MONITORING REPORT
(Rule 17-3.402, 17-3.404 - 17-3.406)

GMS# 4060C00092
Monitoring Well 4060A14304
Well Name MONITOR WELL 7
Classification of Groundwater G-II

Well Developed* Prior to
Sample Collection (Yes/No) YES

Sample Date 10-19-99
Well Type ( ) Background
( ) Site Boundary
( ) Intermediate
(x) Compliance
Groundwater Elevation
(above MSL) 44.56 ft.

STORET CODE	PARAMETER MONITORED	SAMPLING METHOD	ANALYSIS METHOD	ANALYSIS RESULTS	UNITS	SAMPLE FILTERED/ UNFILTERED	PRESERV ATIVES ADDED
	1,1,2-TRI-CHLOROETHANE	GRAB	EPA 502.2	<0.500	µg/ℓ	UNFILTERED	NONE
	ALACHLOR	GRAB	EPA 505	<0.2	µg/ℓ	UNFILTERED	NONE
	ATRAZINE	GRAB	EPA 505	<0.1	µg/ℓ	UNFILTERED	NONE
	CARBOFURAN	GRAB	EPA 531	<0.9	µg/ℓ	UNFILTERED	NONE
39350	CHLORDANE	GRAB	EPA 508	<0.01	µg/ℓ	UNFILTERED	NONE
	DIBROMOCHLO-ROPROPANE	GRAB	EPA 504	<0.02	µg/ℓ	UNFILTERED	NONE
	2,4-D	GRAB	EPA 515	<0.05	µg/ℓ	UNFILTERED	NONE
39390	ENDRIN	GRAB	EPA 508	<0.001	µg/ℓ	UNFILTERED	NONE
	ETHYLENE DIBROMIDE	GRAB	EPA 504	<0.005	µg/ℓ	UNFILTERED	NONE
39410	HEPTACHLOR	GRAB	EPA 508	<0.005	µg/ℓ	UNFILTERED	NONE
39420	HEPTACHLOR EPOXIDE	GRAB	EPA 508	<0.005	µg/ℓ	UNFILTERED	NONE
	LINDANE	GRAB	EPA 508	<0.001	µg/ℓ	UNFILTERED	NONE
	METHOXYCHLOR	GRAB	EPA 508	<0.01	µg/ℓ	UNFILTERED	NONE
34671 39488 39492 39496 39500 39504 39508	POLYCHLOR-INATED BIPHENYL (PCB)	GRAB	EPA 508	<0.1	µg/ℓ	UNFILTERED	NONE
	PENTACHLORO-PHENOL	GRAB	EPA 515	<0.04	µg/ℓ	UNFILTERED	NONE
39400	TOXAPHENE	GRAB	EPA 508	<0.1	µg/ℓ	UNFILTERED	NONE
	2,4,5-TP (SILVEX)	GRAB	EPA 515	<0.02	µg/ℓ	UNFILTERED	NONE
	DALAPON	GRAB	EPA 515	<0.001	µg/ℓ	UNFILTERED	NONE
	DI(2-ETHYL-	GRAB	EPA 606	<0.6	µg/ℓ	UNFILTERED	NONE

*Well development is the process of pumping the well prior to sampling in order to obtain a representative ground water sample.

RAMETER MONITORING REPOR.
(Rule 17-3.402, 17-3.404 - 17-3.406)

GMS# 4060C00092
Monitoring Well 4060A14304
Well Name MONITOR WELL 7
Classification of Groundwater G-II

Well Developed* Prior to
Sample Collection (Yes/No) YES

Sample Date 10-19-99
Well Type ( ) Background
( ) Site Boundary
( ) Intermediate
(x) Compliance
Groundwater Elevation
(above MSL) 44.56 ft.

STORET CODE	PARAMETER MONITORED	SAMPLING METHOD	ANALYSIS METHOD	ANALYSIS RESULTS	UNITS	SAMPLE FILTERED/ UNFILTERED	PRESERV ATIVES ADDED
	HEXYL) PHTHA-LATE						
	DI(2-ETHYL-HEXYL) ADIPATE	GRAB	EPA 506	<0.6	µg/ℓ	UNFILTERED	NONE
	DINOSEB	GRAB	EPA 515	<0.01	µg/ℓ	UNFILTERED	NONE
	DIQUAT	GRAB	EPA 549	<0.4	µg/ℓ	UNFILTERED	NONE
	ENDOTHALL	GRAB	EPA 548	<9.0	µg/ℓ	UNFILTERED	NONE
	GLYPHOSATE	GRAB	EPA 547	<0.6	µg/ℓ	UNFILTERED	NONE
	HEXACHLORO-BENZENE	GRAB	EPA 508	<0.1	µg/ℓ	UNFILTERED	NONE
	HEXACHLORO-CYCLO-PENTADIENE	GRAB	EPA 508	<0.1	µg/ℓ	UNFILTERED	NONE
	OXAMYL (VYDATE)	GRAB	EPA 531	<2.0	µg/ℓ	UNFILTERED	NONE
	BENZO(a) PYRENE	GRAB	EPA 550	<0.02	µg/ℓ	UNFILTERED	NONE
	PICLORAM	GRAB	EPA 515	<0.07	µg/ℓ	UNFILTERED	NONE
	SIMAZINE	GRAB	EPA 505	<0.07	µg/ℓ	UNFILTERED	NONE
	ALUMINUM	GRAB	EPA 200.7	2.87	mg/ℓ	UNFILTERED	HNO_3
	CHLORIDE	GRAB	EPA 325.3	14.2	mg/ℓ	UNFILTERED	NONE
000080	COLOR	GRAB	EPA 110.1	60.0	PTU	UNFILTERED	NONE
	COPPER	GRAB	EPA 220.1	0.00510	mg/ℓ	UNFILTERED	HNO_3
	FLUORIDE	GRAB	EPA 340.1	0.293	mg/ℓ	UNFILTERED	NONE
	FOAMING AGENTS	GRAB	EPA 425.1	<0.506	mg/ℓ	UNFILTERED	NONE
900219	IRON	GRAB	EPA 236.1	0.700	mg/ℓ	UNFILTERED	HNO_3
	ODOR	GRAB	EPA 140.1	<3.18	TON	UNFILTERED	NONE
000400	Ph	GRAB	EPA 150.1	7.41	ST.UN.	UNFILTERED	HNO_3

*Well development is the process of pumping the well prior to sampling in order to obtain a representative ground water sample.

I AMETER MONITORING REPORT
(Rule 17-3.402, 17-3.404 - 17-3.406)

GMS# 4060C00092
Monitoring Well 4060A14304
Well Name MONITOR WELL 7
Classification of Groundwater G-II

Well Developed* Prior to
Sample Collection (Yes/No) YES

Sample Date 10-19-99
Well Type ( ) Background
( ) Site Boundary
( ) Intermediate
(x) Compliance
Groundwater Elevation
(above MSL) 44.56 ft.

STORET CODE	PARAMETER MONITORED	SAMPLING METHOD	ANALYSIS METHOD	ANALYSIS RESULTS	UNITS	SAMPLE FILTERED/ UNFILTERED	PRESERV ATIVES ADDED
	SILVER	GRAB	EPA 200.7	0.200	mg/ℓ	UNFILTERED	NONE
000945	SULFATE	GRAB	EPA 300.0	3.88	mg/ℓ	UNFILTERED	HNO_3
070300	TOTAL DISSOLVED SOLIDS	GRAB	EPA 160.1	230.0	mg/ℓ	UNFILTERED	NONE
082079	TURBIDITY	GRAB	EPA 180.1	16.0	NTU	UNFILTERED	NONE
900221	ZINC	GRAB	EPA 289.1	0.00794	mg/ℓ	UNFILTERED	HNO_3
	AMMONIUM	GRAB	EPA 350.1	<0.0318	mg/ℓ	UNFILTERED	H_2SO_4
	GROSS ALPHA Excl. Ra & U	GRAB	EPA 900	15.4	pCi/ℓ	UNFILTERED	HNO_3
	MANGANESE	GRAB	EPA 200.7	0.0199	mg/ℓ	UNFILTERED	NONE

*Well development is the process of pumping the well prior to sampling in order to obtain a representative ground water sample.

P. AMETER MONITORING REPORT
(Rule 17-3.402, 17-3.404 - 17-3.406)

GMS# 4060C00092
Monitoring Well 4060A17008
Well Name MONITOR WELL 8
Classification of Groundwater G-II

Well Developed* Prior to
Sample Collection (Yes/No) YES

Sample Date 10-19-99
Well Type (x) Background
( ) Site Boundary
( ) Intermediate
( ) Compliance
Groundwater Elevation
(above MSL) 45.10 ft.

STORET CODE	PARAMETER MONITORED	SAMPLING METHOD	ANALYSIS METHOD	ANALYSIS RESULTS	UNITS	SAMPLE FILTERED/ UNFILTERED	PRESERV ATIVES ADDED
000010	TEMPERATURE	GRAB	EPA 170.1	9.3	°C	UNFILTERED	NONE
000095	SPECIFIC CONDUCTANCE	GRAB	EPA 120.1	536	umhos	UNFILTERED	NONE
	ANTIMONY	GRAB	EPA 204.2	<0.0007	mg/ℓ	UNFILTERED	HNO_3
	ARSENIC	GRAB	EPA 206.3	0.00042	mg/ℓ	UNFILTERED	HNO_3
	BARIUM	GRAB	EPA 200.7	0.00583	mg/ℓ	UNFILTERED	HNO_3
	BERYLLIUM	GRAB	EPA 210.1	<0.0009	mg/ℓ	UNFILTERED	HNO_3
001027	CADMIUM	GRAB	EPA 200.7	0.00017	mg/ℓ	UNFILTERED	HNO_3
001034	CHROMIUM	GRAB	EPA 200.7	0.00241	mg/ℓ	UNFILTERED	HNO_3
	CYANIDE	GRAB	EPA 335.2	<0.0105	mg/ℓ	UNFILTERED	NaOH
	FLUORIDE	GRAB	EPA 340.2	<0.110	mg/ℓ	UNFILTERED	NONE
	LEAD	GRAB	EPA 239.1	<0.0003	mg/ℓ	UNFILTERED	HNO_3
	MERCURY	GRAB	EPA 245.1	<0.0006	mg/ℓ	UNFILTERED	HNO_3
	NICKEL	GRAB	EPA 200.7	0.00344	mg/ℓ	UNFILTERED	HNO_3
000620	NITRATE	GRAB	EPA 353.1	0.548	mg/ℓ	UNFILTERED	H_2SO_4
	NITRITE	GRAB	EPA 354.1	<0.0111	mg/ℓ	UNFILTERED	H_2SO_4
	TOTAL NITRATE AND NITRITE	GRAB	EPA 343.1	0.551	mg/ℓ	UNFILTERED	H_2SO_4
	SELENIUM	GRAB	EPA 270.3	0.00367	mg/ℓ	UNFILTERED	HNO_3
000929	SODIUM	GRAB	EPA 200.7	7.47	mg/ℓ	UNFILTERED	NONE
	THALLIUM	GRAB	EPA 279.2	0.00023	mg/ℓ	UNFILTERED	HNO_3
039715	VINYL CHLORIDE	GRAB	EPA 502.2	<0.500	µg/ℓ	UNFILTERED	NONE
034030	BENZENE	GRAB	EPA 502.2	<0.500	µg/ℓ	UNFILTERED	NONE
032101	CARBON TETRACHLORIDE	GRAB	EPA 502.2	<0.500	µg/ℓ	UNFILTERED	NONE
034531	1,2-DICHLORO-	GRAB	EPA 502.2	<0.500	µg/ℓ	UNFILTERED	NONE

*Well development is the process of pumping the well prior to sampling in order to obtain a representative ground water sample.

P AMETER MONITORING REPORT
(Rule 17-3.402, 17-3.404 - 17-3.406)

GMS# 4060C00092
Monitoring Well 4060A17008
Well Name MONITOR WELL 8
Classification of Groundwater G-II

Well Developed* Prior to
Sample Collection (Yes/No) YES

Sample Date 10-19-99
Well Type (x) Background
( ) Site Boundary
( ) Intermediate
( ) Compliance
Groundwater Elevation
(above MSL) 45.10 ft.

STORET CODE	PARAMETER MONITORED	SAMPLING METHOD	ANALYSIS METHOD	ANALYSIS RESULTS	UNITS	SAMPLE FILTERED/ UNFILTERED	PRESERV ATIVES ADDED
	ETHANE						
039180	TRICHLORO-ETHYLENE	GRAB	EPA 502.2	<0.500	µg/ℓ	UNFILTERED	NONE
34571	PARA-DICHLO-ROBENZENE	GRAB	EPA 502.2	<0.500	µg/ℓ	UNFILTERED	NONE
34501	1,1-DICHLORO-ETHYLENE	GRAB	EPA 502.2	<0.500	µg/ℓ	UNFILTERED	NONE
034506	1,1,1-TRI-CHLOROETHANE	GRAB	EPA 502.2	<0.500	µg/ℓ	UNFILTERED	NONE
	CIS-1,2-DICHLORO-ETHYLENE	GRAB	EPA 502.2	<0.500	µg/ℓ	UNFILTERED	NONE
34541	1,2-DICHLORO-PROPANE	GRAB	EPA 502.2	<0.500	µg/ℓ	UNFILTERED	NONE
34371	ETHYLBENZENE	GRAB	EPA 502.2	<0.500	µg/ℓ	UNFILTERED	NONE
34301	MONOCHLORO-BENZENE	GRAB	EPA 502.2	<0.500	µg/ℓ	UNFILTERED	NONE
34536	o-DICHLORO-BENZENE	GRAB	EPA 502.2	<0.500	µg/ℓ	UNFILTERED	NONE
	STYRENE	GRAB	EPA 502.2	<0.500	µg/ℓ	UNFILTERED	NONE
034475	TETRACHLORO-ETHYLENE	GRAB	EPA 502.2	<0.500	µg/ℓ	UNFILTERED	NONE
34010	TOLUENE	GRAB	EPA 502.2	<0.500	µg/ℓ	UNFILTERED	NONE
	TRANS-1,2-DICHLORO-ETHYLENE	GRAB	EPA 502.2	<0.500	µg/ℓ	UNFILTERED	NONE
	XYLENES (TOTAL)	GRAB	EPA 502.2	<0.500	µg/ℓ	UNFILTERED	NONE
34423	DICHLORO-METHANE	GRAB	EPA 502.2	<0.500	µg/ℓ	UNFILTERED	NONE
	1,2,4-TRI-CHLOROBENZENE	GRAB	EPA 502.2	<0.500	µg/ℓ	UNFILTERED	NONE

*Well development is the process of pumping the well prior to sampling in order to obtain a representative ground water sample.

PA METER MONITORING REPORT
(Rule 17-3.402, 17-3.404 - 17-3.406)

GMS# 4060C00092
Monitoring Well 4060A17008
Well Name MONITOR WELL 8
Classification of Groundwater G-II

Well Developed* Prior to
Sample Collection (Yes/No) YES

Sample Date 10-19-99
Well Type (x) Background
( ) Site Boundary
( ) Intermediate
( ) Compliance
Groundwater Elevation
(above MSL) 45.10 ft.

STORET CODE	PARAMETER MONITORED	SAMPLING METHOD	ANALYSIS METHOD	ANALYSIS RESULTS	UNITS	SAMPLE FILTERED/ UNFILTERED	PRESERV ATIVES ADDED
	1,1,2-TRI-CHLOROETHANE	GRAB	EPA 502.2	<0.500	µg/ℓ	UNFILTERED	NONE
	ALACHLOR	GRAB	EPA 505	<0.2	µg/ℓ	UNFILTERED	NONE
	ATRAZINE	GRAB	EPA 505	<0.1	µg/ℓ	UNFILTERED	NONE
	CARBOFURAN	GRAB	EPA 531	<0.9	µg/ℓ	UNFILTERED	NONE
39350	CHLORDANE	GRAB	EPA 508	<0.01	µg/ℓ	UNFILTERED	NONE
	DIBROMOCHLO-ROPROPANE	GRAB	EPA 504	<0.02	µg/ℓ	UNFILTERED	NONE
	2,4-D	GRAB	EPA 515	<0.05	µg/ℓ	UNFILTERED	NONE
39390	ENDRIN	GRAB	EPA 508	<0.001	µg/ℓ	UNFILTERED	NONE
	ETHYLENE DIBROMIDE	GRAB	EPA 504	<0.005	µg/ℓ	UNFILTERED	NONE
39410	HEPTACHLOR	GRAB	EPA 508	<0.005	µg/ℓ	UNFILTERED	NONE
39420	HEPTACHLOR EPOXIDE	GRAB	EPA 508	<0.005	µg/ℓ	UNFILTERED	NONE
	LINDANE	GRAB	EPA 508	<0.001	µg/ℓ	UNFILTERED	NONE
	METHOXYCHLOR	GRAB	EPA 508	<0.01	µg/ℓ	UNFILTERED	NONE
34671 39488 39492 39496 39500 39504 39508	POLYCHLOR-INATED BIPHENYL (PCB)	GRAB	EPA 508	<0.1	µg/ℓ	UNFILTERED	NONE
	PENTACHLORO-PHENOL	GRAB	EPA 515	<0.04	µg/ℓ	UNFILTERED	NONE
39400	TOXAPHENE	GRAB	EPA 508	<0.1	µg/ℓ	UNFILTERED	NONE
	2,4,5-TP (SILVEX)	GRAB	EPA 515	<0.02	µg/ℓ	UNFILTERED	NONE
	DALAPON	GRAB	EPA 515	<0.001	µg/ℓ	UNFILTERED	NONE
	DI(2-ETHYL-	GRAB	EPA 606	<0.6	µg/ℓ	UNFILTERED	NONE

*Well development is the process of pumping the well prior to sampling in order to obtain a representative ground water sample.

PARAMETER MONITORING REPORT
(Rule 17-3.402, 17-3.404 - 17-3.406)

GMS# 4060C00092
Monitoring Well 4060A17008
Well Name MONITOR WELL 8
Classification of Groundwater G-II

Well Developed* Prior to
Sample Collection (Yes/No) YES

Sample Date 10-19-99
Well Type (x) Background
( ) Site Boundary
( ) Intermediate
( ) Compliance
Groundwater Elevation
(above MSL) 45.10 ft.

STORET CODE	PARAMETER MONITORED	SAMPLING METHOD	ANALYSIS METHOD	ANALYSIS RESULTS	UNITS	SAMPLE FILTERED/ UNFILTERED	PRESERV ATIVES ADDED
	HEXYL) PHTHA-LATE						
	DI(2-ETHYL-HEXYL)ADIPATE	GRAB	EPA 506	<0.6	µg/ℓ	UNFILTERED	NONE
	DINOSEB	GRAB	EPA 515	<0.01	µg/ℓ	UNFILTERED	NONE
	DIQUAT	GRAB	EPA 549	<0.4	µg/ℓ	UNFILTERED	NONE
	ENDOTHALL	GRAB	EPA 548	<9	µg/ℓ	UNFILTERED	NONE
	GLYPHOSATE	GRAB	EPA 547	<0.6	µg/ℓ	UNFILTERED	NONE
	HEXACHLORO-BENZENE	GRAB	EPA 508	<0.1	µg/ℓ	UNFILTERED	NONE
	HEXACHLORO-CYCLO-PENTADIENE	GRAB	EPA 508	<0.1	µg/ℓ	UNFILTERED	NONE
	OXAMYL (VYDATE)	GRAB	EPA 531	<2	µg/ℓ	UNFILTERED	NONE
	BENZO(a) PYRENE	GRAB	EPA 550	<0.02	µg/ℓ	UNFILTERED	NONE
	PICLORAM	GRAB	EPA 515	<0.07	µg/ℓ	UNFILTERED	NONE
	SIMAZINE	GRAB	EPA 505	<0.07	µg/ℓ	UNFILTERED	NONE
	ALUMINUM	GRAB	EPA 200.7	0.0906	mg/ℓ	UNFILTERED	HNO_3
	CHLORIDE	GRAB	EPA 325.3	9.20	mg/ℓ	UNFILTERED	NONE
000080	COLOR	GRAB	EPA 110.1	<5.00	PTU	UNFILTERED	NONE
	COPPER	GRAB	EPA 220.1	0.00452	mg/ℓ	UNFILTERED	HNO_3
	FLUORIDE	GRAB	EPA 340.1	<0.110	mg/ℓ	UNFILTERED	NONE
	FOAMING AGENTS	GRAB	EPA 425.1	<0.506	mg/ℓ	UNFILTERED	NONE
900219	IRON	GRAB	EPA 236.1	0.0666	mg/ℓ	UNFILTERED	HNO_3
	ODOR	GRAB	EPA 140.1	<3.18	TON	UNFILTERED	NONE
000400	Ph	GRAB	EPA 150.1	6.90	ST.UN.	UNFILTERED	HNO_3

*Well development is the process of pumping the well prior to sampling in order to obtain a representative ground water sample.

P. .AMETER MONITORING REPORT
(Rule 17-3.402, 17-3.404 - 17-3.406)

GMS# 4060C00092
Monitoring Well 4060A17008
Well Name MONITOR WELL 8
Classification of Groundwater G-II

Well Developed* Prior to
Sample Collection (Yes/No) YES

Sample Date 10-19-99
Well Type (x) Background
( ) Site Boundary
( ) Intermediate
( ) Compliance
Groundwater Elevation
(above MSL) 45.10 ft.

STORET CODE	PARAMETER MONITORED	SAMPLING METHOD	ANALYSIS METHOD	ANALYSIS RESULTS	UNITS	SAMPLE FILTERED/ UNFILTERED	PRESERV ATIVES ADDED
	SILVER	GRAB	EPA 200.7	0.00218	mg/ℓ	UNFILTERED	NONE
000945	SULFATE	GRAB	EPA 300.0	3.97	mg/ℓ	UNFILTERED	HNO_3
070300	TOTAL DISSOLVED SOLIDS	GRAB	EPA 160.1	312.0	mg/ℓ	UNFILTERED	NONE
082079	TURBIDITY	GRAB	EPA 180.1	0.940	NTU	UNFILTERED	NONE
900221	ZINC	GRAB	EPA 289.1	<0.0005	mg/ℓ	UNFILTERED	HNO_3
	AMMONIUM	GRAB	EPA 350.1	0.0913	mg/ℓ	UNFILTERED	H_2SO_4
	GROSS ALPHA Excl. Ra & U	GRAB	EPA 900	5.10	pCi/ℓ	UNFILTERED	HNO_3
	MANGANESE	GRAB	EPA 200.7	0.0137	mg/ℓ	UNFILTERED	NONE

*Well development is the process of pumping the well prior to sampling in order to obtain a representative ground water sample.

E .AMETER MONITORING REPORT
(Rule 17-3.402, 17-3.404 - 17-3.406)

GMS# 4060C00092
Monitoring Well 4060A17009
Well Name MONITOR WELL 9
Classification of Groundwater G-II

Well Developed* Prior to
Sample Collection (Yes/No) YES

Sample Date 10-19-99
Well Type (x) Background
( ) Site Boundary
( ) Intermediate
( ) Compliance
Groundwater Elevation
(above MSL) 44.62 ft.

STORET CODE	PARAMETER MONITORED	SAMPLING METHOD	ANALYSIS METHOD	ANALYSIS RESULTS	UNITS	SAMPLE FILTERED/ UNFILTERED	PRESERV ATIVES ADDED
000010	TEMPERATURE	GRAB	EPA 170.1	11.3	°C	UNFILTERED	NONE
000095	SPECIFIC CONDUCTANCE	GRAB	EPA 120.1	1085	umhos	UNFILTERED	NONE
	ANTIMONY	GRAB	EPA 204.2	0.00262	mg/ℓ	UNFILTERED	HNO_3
	ARSENIC	GRAB	EPA 206.3	0.00311	mg/ℓ	UNFILTERED	HNO_3
	BARIUM	GRAB	EPA 200.7	0.0246	mg/ℓ	UNFILTERED	HNO_3
	BERYLLIUM	GRAB	EPA 210.1	<0.0009	mg/ℓ	UNFILTERED	HNO_3
001027	CADMIUM	GRAB	EPA 200.7	0.00052	µg/ℓ	UNFILTERED	HNO_3
001034	CHROMIUM	GRAB	EPA 200.7	0.00182	µg/ℓ	UNFILTERED	HNO_3
	CYANIDE	GRAB	EPA 335.2	<0.0105	mg/ℓ	UNFILTERED	NaOH
	FLUORIDE	GRAB	EPA 340.2	<0.110	mg/ℓ	UNFILTERED	NONE
	LEAD	GRAB	EPA 239.1	0.00477	mg/ℓ	UNFILTERED	HNO_3
	MERCURY	GRAB	EPA 245.1	<0.0006	mg/ℓ	UNFILTERED	HNO_3
	NICKEL	GRAB	EPA 200.7	0.0151	mg/ℓ	UNFILTERED	HNO_3
000620	NITRATE	GRAB	EPA 353.1	<0.0286	mg/ℓ	UNFILTERED	H_2SO_4
	NITRITE	GRAB	EPA 354.1	<0.0111	mg/ℓ	UNFILTERED	H_2SO_4
	TOTAL NITRATE AND NITRITE	GRAB	EPA 343.1	<0.0397	mg/ℓ	UNFILTERED	H_2SO_4
	SELENIUM	GRAB	EPA 270.3	0.00484	mg/ℓ	UNFILTERED	HNO_3
000929	SODIUM	GRAB	EPA 200.7	27.0	mg/ℓ	UNFILTERED	NONE
	THALLIUM	GRAB	EPA 279.2	0.00037	mg/ℓ	UNFILTERED	HNO_3
039715	VINYL CHLORIDE	GRAB	EPA 502.2	<0.500	µg/ℓ	UNFILTERED	NONE
034030	BENZENE	GRAB	EPA 502.2	<0.500	µg/ℓ	UNFILTERED	NONE
032101	CARBON TETRACHLORIDE	GRAB	EPA 502.2	<0.500	µg/ℓ	UNFILTERED	NONE
034531	1,2-DICHLORO-	GRAB	EPA 502.2	<0.500	µg/ℓ	UNFILTERED	NONE

*Well development is the process of pumping the well prior to sampling in order to obtain a representative ground water sample.

P AMETER MONITORING REPORT
(Rule 17-3.402, 17-3.404 - 17-3.406)

GMS# 4060C00092
Monitoring Well 4060A17009
Well Name MONITOR WELL 9
Classification of Groundwater G-II

Well Developed* Prior to
Sample Collection (Yes/No) YES

Sample Date 10-19-99
Well Type (x) Background
( ) Site Boundary
( ) Intermediate
( ) Compliance
Groundwater Elevation
(above MSL) 44.62 ft.

STORET CODE	PARAMETER MONITORED	SAMPLING METHOD	ANALYSIS METHOD	ANALYSIS RESULTS	UNITS	SAMPLE FILTERED/ UNFILTERED	PRESERV ATIVES ADDED
	ETHANE						
039180	TRICHLORO-ETHYLENE	GRAB	EPA 502.2	<0.500	µg/ℓ	UNFILTERED	NONE
34571	PARA-DICHLO-ROBENZENE	GRAB	EPA 502.2	<0.500	µg/ℓ	UNFILTERED	NONE
34501	1,1-DICHLORO-ETHYLENE	GRAB	EPA 502.2	<0.500	µg/ℓ	UNFILTERED	NONE
034506	1,1,1-TRI-CHLOROETHANE	GRAB	EPA 502.2	<0.500	µg/ℓ	UNFILTERED	NONE
	CIS-1,2-DICHLORO-ETHYLENE	GRAB	EPA 502.2	<0.500	µg/ℓ	UNFILTERED	NONE
34541	1,2-DICHLORO-PROPANE	GRAB	EPA 502.2	<0.500	µg/ℓ	UNFILTERED	NONE
34371	ETHYLBENZENE	GRAB	EPA 502.2	<0.500	µg/ℓ	UNFILTERED	NONE
34301	MONOCHLORO-BENZENE	GRAB	EPA 502.2	<0.500	µg/ℓ	UNFILTERED	NONE
34536	o-DICHLORO-BENZENE	GRAB	EPA 502.2	<0.500	µg/ℓ	UNFILTERED	NONE
	STYRENE	GRAB	EPA 502.2	<0.500	µg/ℓ	UNFILTERED	NONE
034475	TETRACHLORO-ETHYLENE	GRAB	EPA 502.2	<0.500	µg/ℓ	UNFILTERED	NONE
34010	TOLUENE	GRAB	EPA 502.2	<0.500	µg/ℓ	UNFILTERED	NONE
	TRANS-1,2-DICHLORO-ETHYLENE	GRAB	EPA 502.2	<0.500	µg/ℓ	UNFILTERED	NONE
	XYLENES (TOTAL)	GRAB	EPA 502.2	<0.500	µg/ℓ	UNFILTERED	NONE
34423	DICHLORO-METHANE	GRAB	EPA 502.2	<0.500	µg/ℓ	UNFILTERED	NONE
	1,2,4-TRI-CHLOROBENZENE	GRAB	EPA 502.2	<0.500	µg/ℓ	UNFILTERED	NONE

*Well development is the process of pumping the well prior to sampling in order to obtain a representative ground water sample.

P. AMETER MONITORING REPORT
(Rule 17-3.402, 17-3.404 - 17-3.406)

GMS# 4060C00092
Monitoring Well 4060A17009
Well Name MONITOR WELL 9
Classification of Groundwater G-II

Well Developed* Prior to
Sample Collection (Yes/No) YES

Sample Date 10-19-99
Well Type (x) Background
( ) Site Boundary
( ) Intermediate
( ) Compliance
Groundwater Elevation
(above MSL) 44.62 ft.

STORET CODE	PARAMETER MONITORED	SAMPLING METHOD	ANALYSIS METHOD	ANALYSIS RESULTS	UNITS	SAMPLE FILTERED/ UNFILTERED	PRESERV ATIVES ADDED
	1,1,2-TRI-CHLOROETHANE	GRAB	EPA 502.2	<0.500	µg/ℓ	UNFILTERED	NONE
	ALACHLOR	GRAB	EPA 505	<0.2	µg/ℓ	UNFILTERED	NONE
	ATRAZINE	GRAB	EPA 505	<0.1	µg/ℓ	UNFILTERED	NONE
	CARBOFURAN	GRAB	EPA 531	<0.9	µg/ℓ	UNFILTERED	NONE
39350	CHLORDANE	GRAB	EPA 508	<0.01	µg/ℓ	UNFILTERED	NONE
	DIBROMOCHLO-ROPROPANE	GRAB	EPA 504	<0.02	µg/ℓ	UNFILTERED	NONE
	2,4-D	GRAB	EPA 515	<0.05	µg/ℓ	UNFILTERED	NONE
39390	ENDRIN	GRAB	EPA 508	<0.001	µg/ℓ	UNFILTERED	NONE
	ETHYLENE DIBROMIDE	GRAB	EPA 504	<0.005	µg/ℓ	UNFILTERED	NONE
39410	HEPTACHLOR	GRAB	EPA 508	<0.005	µg/ℓ	UNFILTERED	NONE
39420	HEPTACHLOR EPOXIDE	GRAB	EPA 508	<0.005	µg/ℓ	UNFILTERED	NONE
	LINDANE	GRAB	EPA 508	<0.001	µg/ℓ	UNFILTERED	NONE
	METHOXYCHLOR	GRAB	EPA 508	<0.01	µg/ℓ	UNFILTERED	NONE
34671 39488 39492 39496 39500 39504 39508	POLYCHLOR-INATED BIPHENYL (PCB)	GRAB	EPA 508	<0.1	µg/ℓ	UNFILTERED	NONE
	PENTACHLORO-PHENOL	GRAB	EPA 515	<0.04	µg/ℓ	UNFILTERED	NONE
39400	TOXAPHENE	GRAB	EPA 508	<0.1	µg/ℓ	UNFILTERED	NONE
	2,4,5-TP (SILVEX)	GRAB	EPA 515	<0.02	µg/ℓ	UNFILTERED	NONE
	DALAPON	GRAB	EPA 515	<0.001	µg/ℓ	UNFILTERED	NONE
	DI(2-ETHYL-	GRAB	EPA 606	<0.6	µg/ℓ	UNFILTERED	NONE

*Well development is the process of pumping the well prior to sampling in order to obtain a representative ground water sample.

P...AMETER MONITORING REPORT
(Rule 17-3.402, 17-3.404 - 17-3.406)

GMS# 4060C00092
Monitoring Well 4060A17009
Well Name MONITOR WELL 9
Classification of Groundwater G-II

Well Developed* Prior to
Sample Collection (Yes/No) YES

Sample Date 10-19-99
Well Type (x) Background
( ) Site Boundary
( ) Intermediate
( ) Compliance
Groundwater Elevation
(above MSL) 44.62 ft.

STORET CODE	PARAMETER MONITORED	SAMPLING METHOD	ANALYSIS METHOD	ANALYSIS RESULTS	UNITS	SAMPLE FILTERED/ UNFILTERED	PRESERV ATIVES ADDED
	HEXYL)PHTHA-LATE						
	DI(2-ETHYL-HEXYL)ADIPATE	GRAB	EPA 506	<0.6	µg/ℓ	UNFILTERED	NONE
	DINOSEB	GRAB	EPA 515	<0.01	µg/ℓ	UNFILTERED	NONE
	DIQUAT	GRAB	EPA 549	<0.4	µg/ℓ	UNFILTERED	NONE
	ENDOTHALL	GRAB	EPA 548	<9	µg/ℓ	UNFILTERED	NONE
	GLYPHOSATE	GRAB	EPA 547	<0.6	µg/ℓ	UNFILTERED	NONE
	HEXACHLORO-BENZENE	GRAB	EPA 508	<0.1	µg/ℓ	UNFILTERED	NONE
	HEXACHLORO-CYCLO-PENTADIENE	GRAB	EPA 508	<0.1	µg/ℓ	UNFILTERED	NONE
	OXAMYL (VYDATE)	GRAB	EPA 531	<2	µg/ℓ	UNFILTERED	NONE
	BENZO(a) PYRENE	GRAB	EPA 550	<0.02	µg/ℓ	UNFILTERED	NONE
	PICLORAM	GRAB	EPA 515	<0.07	µg/ℓ	UNFILTERED	NONE
	SIMAZINE	GRAB	EPA 505	<0.07	µg/ℓ	UNFILTERED	NONE
	ALUMINUM	GRAB	EPA 200.7	0.889	mg/ℓ	UNFILTERED	HNO_3
	CHLORIDE	GRAB	EPA 325.3	12.7	mg/ℓ	UNFILTERED	NONE
000080	COLOR	GRAB	EPA 110.1	20.0	PTU	UNFILTERED	NONE
	COPPER	GRAB	EPA 220.1	0.00611	mg/ℓ	UNFILTERED	HNO_3
	FLUORIDE	GRAB	EPA 340.1	<0.110	mg/ℓ	UNFILTERED	NONE
	FOAMING AGENTS	GRAB	EPA 425.1	<0.506	mg/ℓ	UNFILTERED	NONE
900219	IRON	GRAB	EPA 236.1	1.41	mg/ℓ	UNFILTERED	HNO_3
	ODOR	GRAB	EPA 140.1	<3.18	TON	UNFILTERED	NONE
000400	Ph	GRAB	EPA 150.1	6.44	ST.UN.	UNFILTERED	HNO_3

*Well development is the process of pumping the well prior to sampling in order to obtain a representative ground water sample.

. RAMETER MONITORING REPORT
(Rule 17-3.402, 17-3.404 - 17-3.406)

GMS# 4060C00092
Monitoring Well 4060A17009
Well Name MONITOR WELL 9
Classification of Groundwater G-II

Well Developed* Prior to
Sample Collection (Yes/No) YES

Sample Date 10-19-99
Well Type (x) Background
( ) Site Boundary
( ) Intermediate
( ) Compliance
Groundwater Elevation
(above MSL) 44.62 ft.

STORET CODE	PARAMETER MONITORED	SAMPLING METHOD	ANALYSIS METHOD	ANALYSIS RESULTS	UNITS	SAMPLE FILTERED/ UNFILTERED	PRESERV ATIVES ADDED
	SILVER	GRAB	EPA 200.7	0.00756	mg/ℓ	UNFILTERED	NONE
000945	SULFATE	GRAB	EPA 300.0	4.10	mg/ℓ	UNFILTERED	HNO_3
070300	TOTAL DISSOLVED SOLIDS	GRAB	EPA 160.1	644.0	mg/ℓ	UNFILTERED	NONE
082079	TURBIDITY	GRAB	EPA 180.1	17.0	NTU	UNFILTERED	NONE
900221	ZINC	GRAB	EPA 289.1	0.00989	mg/ℓ	UNFILTERED	HNO_3
	AMMONIUM	GRAB	EPA 350.1	<0.0318	mg/ℓ	UNFILTERED	H_2SO_4
	GROSS ALPHA Excl. Ra & U	GRAB	EPA 900	9.60	pCi/ℓ	UNFILTERED	HNO_3
	MANGANESE	GRAB	EPA 200.7	0.179	mg/ℓ	UNFILTERED	NONE

*Well development is the process of pumping the well prior to sampling in order to obtain a representative ground water sample.

FLOWERS
CHEMICAL
LABORATORIES
INCORPORATED

Received From:
Cent.Testing Lab
PO Box 883
FloralCity,FL 34436

Date Reported : Nov10 1999
Project Number : Sumter Landfill
PO Number : N/A
FDHRSDW Number : 83139
NYSDOH Number : 11595
FDER COMQAPNum : 86-0008G
LDHH Number : 94-23
NCDEHNR Number : 296
SCDHEC Number : 96019

For: EPA601602 Gross Alpha PPCB93 TTHM SEC93 INO93 VOC93 TB NH4
Date Sampled:Oct19 1999 Date Received:Oct19 1999 Lab Numbers: 7252-7258

REPORT OF ANALYSIS

Parameter	Unit	Practical Quantitative Limit	%ACC	%PRC	7252 SL1	7253 SL2	7254 SL4	7255 SL6A	7256 SL7
Arsenic	mg/L	.00006	100.	3.22	.00053	.00037	.00065	.00114	.00062
Barium	mg/L	.00064	104.	.830	0.0136	0.0359	0.0184	0.0561	0.0195
Cadmium	mg/L	.00006	100.	.520	.00024	.00028	.00088	.00179	.00111
Chromium	mg/L	.00016	105.	1.82	.00238	.00761	.00468	0.0350	0.0177
Cyanide	mg/L	0.0105	129.	.510	<.0105	<.0105	<.0105	<.0105	<.0105
Fluoride	mg/L	0.110	80.7	5.64	0.222	0.171	<0.110	<0.110	0.293
Lead	mg/L	.00032	104.	1.17	.00136	.00378	.00206	.00650	.00236
Mercury	mg/L	.00064	89.5	.000	<.0006	<.0006	.00079	<.0006	<.0006
Nickel	mg/L	.00127	104.	2.32	<.0013	.00408	.00617	0.0132	.00633
Nitrate(as N)	mg/L	0.0286	69.8	3.89	1.65	1.92	6.87	2.46	2.48
Nitrite(as N)	mg/L	0.0111	57.3	.840	0.0159	0.0468	0.199	0.0437	0.0735
Selenium	mg/L	.00070	99.8	.700	.00348	.00155	.00656	.00340	.00354
Sodium	mg/L	0.347	116.	.190	6.60	9.07	54.2	5.88	4.25
Antimony	mg/L	.00070	104.	.490	.00143	.00096	.00147	.00132	<.0007
Beryllium	mg/L	.00089	110.	.800	<.0009	<.0009	<.0009	<.0009	<.0009
Thallium	mg/L	.00003	106.	1.80	.00016	.00018	.00224	.00028	.00027
~~Asbestos~~	~~MF/L~~	~~1.00~~			-	-	-	-	-
Aluminum	mg/L	.00181	83.4	2.18	1.19	2.67	1.69	7.68	2.87
Chloride	mg/L	0.149	89.0	2.00	154.	33.1	98.7	14.0	14.2
Copper	mg/L	.00016	96.0	.530	.00606	.00833	.00561	0.0116	.00510
~~Fluoride~~	~~mg/L~~	~~0.110~~			-	-	-	-	-
Iron	mg/L	0.0340	99.5	.630	0.137	0.737	0.240	1.04	0.700
Manganese	mg/L	0.0123	99.9	.520	<.0123	0.166	0.0244	0.0548	0.0199
Silver	mg/L	.00016	115.	1.32	.00155	.00527	.00376	.00384	0.200
Sulfate	mg/L	1.00	58.2	6.69	14.7	9.43	6.32	5.15	3.88
Zinc	mg/L	.00048	97.5	.530	.00193	.00578	.00376	0.0143	.00794

Data Release Authorization

Sample integrity certified prior to analysis.Deficiencies are in QA Report Sec.4
Methods of analysis in accordance with FCL QA and EPA approved methodology .
This Report may not be reproduced in part, results relate only to items tested.

Jefferson S. Flowers, Ph.d.
President/Technical Director

Jefferson L. Flowers, Ph.D
Jefferson S. Flowers, Ph.D
481 NEWBURYPORT Av.
ALTAMONTE SPRINGS
FLORIDA 32715 - 0597
BUS: (407) 339-5984
FAX: (407) 260-6110

Serving Your Analytical and Environmental Needs Since 1957

FLOWERS
CHEMICAL
LABORATORIES
INCORPORATED

Received From:
Cent.Testing Lab
PO Box 883
FloralCity,FL 34436

Date Reported : Nov10 1999
Project Number : Sumter Landfill
PO Number : N/A
FDHRSDW Number : 83139
NYSDOH Number : 11595
FDER COMQAPNum : 86-0008G
LDHH Number : 94-23
NCDEHNR Number : 296
SCDHEC Number : 96019

For: EPA601602 Gross Alpha PPCB93 TTHM SEC93 INO93 VOC93 TB NH4
Date Sampled:Oct19 1999 Date Received:Oct19 1999 Lab Numbers: 7252-7258

REPORT OF ANALYSIS

Parameter	Unit	Practical Quantitative Limit	%ACC	%PRC	7252 SL1	7253 SL2	7254 SL4	7255 SL6A	7256 SL7
Color (color units)	PCU	5.00			<5.00	40.0	<5.00	200.	60.0
Odor (total odor num	TON	3.18			<3.18	<3.18	<3.18	<3.18	<3.18
pH	pH	0.0100	100.	.050	6.46	7.13	7.24	7.88	7.73
TDS	mg/L	2.50	93.9	.810	52.0	182.	574.	188.	230.
Foaming_Agents	mg/L	0.506	102.	.030	<0.506	<0.506	<0.506	<0.506	<0.506
1,2,4-trichlorobenze	ug/L	2.03			<2.03	<2.03	<2.03	<2.03	<2.03
cis-1,2-dichloroethe	ug/L	0.795			<0.795	<0.795	<0.795	<0.795	<0.795
Xylene	ug/L	1.21	98.2	8.26	<1.21	<1.21	<1.21	<1.21	<1.21
Methylene chloride	ug/L	2.61	95.2	.100	<2.61	<2.61	<2.61	<2.61	<2.61
o-dichlorobenzene	ug/L	1.10	101.	1.41	<1.10	<1.10	<1.10	<1.10	<1.10
Para-dichlorobenzene	ug/L	1.25	109.	1.31	<1.25	<1.25	<1.25	<1.25	<1.25
Vinyl chloride	ug/L	0.760			<0.760	<0.760	<0.760	<0.760	<0.760
1,1-dichloroethene	ug/L	0.925	99.0	.340	<0.925	<0.925	<0.925	<0.925	<0.925
t-1,2-dichloroethene	ug/L	1.00	106.	.190	<1.00	<1.00	<1.00	<1.00	<1.00
1,2-dichloroethane	ug/L	0.865	94.3	1.43	<0.865	<0.865	<0.865	<0.865	<0.865
1,1,1-trichloroethan	ug/L	1.10	99.6	.370	<1.10	<1.10	<1.10	<1.10	<1.10
Carbon tetrachloride	ug/L	1.19	102.	.390	<1.19	<1.19	<1.19	<1.19	<1.19
1,2-dichloropropane	ug/L	0.735	93.5	2.00	<0.735	<0.735	<0.735	<0.735	<0.735
Trichloroethene	ug/L	0.925	93.0	1.17	<0.925	<0.925	<0.925	<0.925	<0.925
1,1,2-trichloroethan	ug/L	0.789	87.5	.740	<0.789	<0.789	<0.789	<0.789	<0.789
Tetrachloroethene	ug/L	0.964	100.	1.28	<0.964	<0.964	<0.964	<0.964	<0.964
Chlorobenzene	ug/L	0.186	100.	.310	<0.186	<0.186	<0.186	<0.186	<0.186
Benzene	ug/L	0.591	96.9	2.99	<0.591	<0.591	<0.591	<0.591	<0.591
Toluene	ug/L	0.887	95.2	10.0	<0.887	<0.887	<0.887	<0.887	<0.887
Ethylbenzene	ug/L	0.636	96.9	12.7	<0.636	<0.636	<0.636	<0.636	<0.636
Styrene	ug/L	0.598			<0.598	<0.598	<0.598	<0.598	<0.598

Data Release Authorization
Sample integrity certified prior to analysis.Deficiencies are in QA Report Sec.4
Methods of analysis in accordance with FCL QA and EPA approved methodology .
This Report may not be reproduced in part, results relate only to items tested.

Jefferson S. Flowers, Ph.d.
President/Technical Director

Jefferson L. Flowers, Ph.D
Jefferson S. Flowers, Ph.D
481 NEWBURYPORT Av.
ALTAMONTE SPRINGS
FLORIDA 32715 - 0597
BUS: (407) 339-5984
FAX: (407) 260-6110

Serving Your Analytical and Environmental Needs Since 1957

FLOWERS
CHEMICAL
LABORATORIES
INCORPORATED

Received From:
Cent.Testing Lab
PO Box 883
FloralCity,FL 34436

Date Reported : Nov10 1999
Project Number : Sumter Landfill
PO Number : N/A
FDHRSDW Number : 83139
NYSDOH Number : 11595
FDER COMQAPNum : 86-0008G
LDHH Number : 94-23
NCDEHNR Number : 296
SCDHEC Number : 96019

For: EPA601602 Gross Alpha PPCB93 TTHM SEC93 INO93 VOC93 TB NH4
Date Sampled:Oct19 1999 Date Received:Oct19 1999 Lab Numbers: 7252-7258

REPORT OF ANALYSIS

Parameter	Unit	Practical Quantitative Limit	%ACC	%PRC	7252 SL1	7253 SL2	7254 SL4	7255 SL6A	7256 SL7
TTHM	mg/L	.00318	97.9	.990	<.0032	<.0032	<.0032	<.0032	<.0032
Endrin	ug/L	.00135	119.	9.59	<.0013	<.0013	<.0013	<.0013	<.0013
Lindane	ug/L	.00159	134.	3.02	<.0016	<.0016	<.0016	<.0016	<.0016
Methoxychlor	ug/L	0.0140			<.0140	<.0140	<.0140	<.0140	<.0140
Toxaphene	ug/L	0.0270			<.0270	<.0270	<.0270	<.0270	<.0270
Dalapon	ug/L	.00318	118.	.610	<.0032	<.0032	<.0032	<.0032	<.0032
Diquat	ug/L	0.633	86.5	16.0	<0.633	<0.633	<0.633	<0.633	<0.633
Endothall	ug/L	28.6	124.	.240	<28.6	<28.6	<28.6	<28.6	<28.6
Glyphosate	ug/L	19.1	97.6	6.75	<19.1	<19.1	<19.1	<19.1	<19.1
Di(2-ethylhexyl) adi	ug/L	1.91	80.6	1.45	<1.91	<1.91	<1.91	<1.91	<1.91
Oxamyl (Vydate)	ug/L	6.36	96.5	2.24	<6.36	<6.36	<6.36	<6.36	<6.36
Simazine	ug/L	2.32	114.	4.98	<2.32	<2.32	<2.32	<2.32	<2.32
Bis(2-ethylhexyl)pht	ug/L	1.91	78.2	3.26	<1.91	<1.91	<1.91	<1.91	<1.91
Picloram	ug/L	0.152	97.1	.750	<0.152	<0.152	<0.152	<0.152	<0.152
Dinoseb	ug/L	0.0318			<.0318	<.0318	<.0318	<.0318	<.0318
Hexachlorocyclopenta	ug/L	0.318	125.	13.5	<0.318	<0.318	<0.318	<0.318	<0.318
Carbofuran	ug/L	2.86	90.2	10.1	<2.86	<2.86	<2.86	<2.86	<2.86
Atrazine	ug/L	0.318	113.	6.65	<0.318	<0.318	<0.318	<0.318	<0.318
Alachlor (Lasso)	ug/L	0.0186	129.	6.17	<.0186	<.0186	<.0186	<.0186	<.0186
Dioxin	ug/L	0.0318			<0.031	<0.031	<0.031	<0.0318	<0.0318
Heptachlor	ug/L	.00139	133.	7.78	<.0014	<.0014	<.0014	<.0014	<.0014
Heptachlor_Epoxide	ug/L	.00715	127.	5.93	<.0072	<.0072	<.0072	<.0072	<.0072
2,4-D	ug/L	0.159	139.	2.77	<0.159	<0.159	<0.159	<0.159	<0.159
2,4,5-TP(Silvex)	ug/L	0.0636	113.	.790	<.0636	<.0636	<.0636	<.0636	<.0636
Hexachlorobenzene	ug/L	0.318			<0.318	<0.318	<0.318	<0.318	<0.318
Benzo(a)pyrene	ug/L	0.0636	145.	2.83	<.0636	<.0636	<.0636	<.0636	<.0636

Data Release Authorization

Sample integrity certified prior to analysis.Deficiencies are in QA Report Sec.4
Methods of analysis in accordance with FCL QA and EPA approved methodology .
This Report may not be reproduced in part, results relate only to items tested.

Jefferson S. Flowers, Ph.d.
President/Technical Director

Serving Your Analytical and Environmental Needs Since 1957

Jefferson L. Flowers, Ph.D
Jefferson S. Flowers, Ph.D
481 NEWBURYPORT Av.
ALTAMONTE SPRINGS
FLORIDA 32715 - 0597
BUS: (407) 339-5984
FAX: (407) 260-6110

FLOWERS
CHEMICAL
LABORATORIES
INCORPORATED

Received From:
Cent.Testing Lab
PO Box 883
FloralCity,FL 34436

Date Reported : Nov10 1999
Project Number : Sumter Landfill
PO Number : N/A
FDHRSDW Number : 83139
NYSDOH Number : 11595
FDER COMQAPNum : 86-0008G
LDHH Number : 94-23
NCDEHNR Number : 296
SCDHEC Number : 96019

For: EPA601602 Gross Alpha PPCB93 TTHM SEC93 INO93 VOC93 TB NH4
Date Sampled:Oct19 1999 Date Received:Oct19 1999 Lab Numbers: 7252-7258

REPORT OF ANALYSIS

Parameter	Unit	Practical Quantitative Limit	%ACC	%PRC	7252 SL1	7253 SL2	7254 SL4	7255 SL6A	7256 SL7
Pentachlorophenol	ug/L	0.0817	113.	.790	<.0817	<.0817	<.0817	<.0817	<.0817
Total_PCB	ug/L	0.318			<0.318	<0.318	<0.318	<0.318	<0.318
Dibromochloropropane	ug/L	0.0318	116.	1.94	<.0318	<.0318	<.0318	<.0318	<.0318
Ethylene dibromide	ug/L	0.0318	111.	.110	<.0318	<.0318	<.0318	<.0318	<.0318
Chlordane	ug/L	.00262	129.	5.30	<.0026	<.0026	<.0026	<.0026	<.0026
Gross alpha	pCi/L	0.318			3.80	6.40	22.0	23.0	15.4
Analysis Error	pCi/L	0.100			0.400	0.800	3.00	7.00	2.70
Photon emitters	pCi/L	0.318			-	-	-	-	-
Analysis_Error(Photo	pCi/L	0.100			-	-	-	-	-
Radium 226	pCi/L	0.318			-	-	-	-	-
Analysis_Error(226)	pCi/L	0.100			-	-	-	-	-
Radium 228	pCi/L	0.954			-	-	-	-	-
Analysis_Error(228)	pCi/L	0.300			-	-	-	-	-
Man-made beta & phot	pCi/L	0.318			-	-	-	-	-
Analysis_Error(beta	pCi/L	0.100			-	-	-	-	-
Dilution_Factor		-	-	-	1.00	1.00	1.00	1.00	1.00
1,1,1-trichloroethan	ug/L	1.10	99.6	.370	<1.10	<1.10	<1.10	<1.10	<1.10
1,1,2,2-tetrachloroe	ug/L	1.17	94.5	2.08	<1.17	<1.17	<1.17	<1.17	<1.17
1,1,2-trichloroethan	ug/L	0.789	87.5	.740	<0.789	<0.789	<0.789	<0.789	<0.789
1,1-dichloroethane	ug/L	0.862	91.5	.180	<0.862	<0.862	<0.862	<0.862	<0.862
1,1-dichloroethene	ug/L	0.925	99.0	.340	<0.925	<0.925	<0.925	<0.925	<0.925
1,2-dichloroethane	ug/L	0.865	94.3	1.43	<0.865	<0.865	<0.865	<0.865	<0.865
1,2-dichloropropane	ug/L	0.735	93.5	2.00	<0.735	<0.735	<0.735	<0.735	<0.735
2-chloroethylvinylet	ug/L	0.719			<0.719	<0.719	<0.719	<0.719	<0.719
Bromodichloromethane	ug/L	0.671	97.1	1.75	<0.671	<0.671	<0.671	<0.671	<0.671
Bromoform	ug/L	0.165	106.	.640	<0.165	<0.165	<0.165	<0.165	<0.165

Data Release Authorization
Sample integrity certified prior to analysis.Deficiencies are in QA Report Sec.4
Methods of analysis in accordance with FCL QA and EPA approved methodology .
This Report may not be reproduced in part, results relate only to items tested.

Jefferson S. Flowers, Ph.d.
President/Technical Director

Jefferson L. Flowers, Ph.D
Jefferson S. Flowers, Ph.D
481 NEWBURYPORT Av.
ALTAMONTE SPRINGS
FLORIDA 32715 - 0597
BUS: (407) 339-5984
FAX: (407) 260-6110

Serving Your Analytical and Environmental Needs Since 1957

FLOWERS
CHEMICAL
LABORATORIES
INCORPORATED

Received From:
Cent.Testing Lab
PO Box 883
FloralCity,FL 34436

Date Reported : Nov10 1999
Project Number : Sumter Landfill
PO Number : N/A
FDHRSDW Number : 83139
NYSDOH Number : 11595
FDER COMQAPNum : 86-0008G
LDHH Number : 94-23
NCDEHNR Number : 296
SCDHEC Number : 96019

For: EPA601602 Gross Alpha PPCB93 TTHM SEC93 INO93 VOC93 TB NH4
Date Sampled:Oct19 1999 Date Received:Oct19 1999 Lab Numbers: 7252-7258

REPORT OF ANALYSIS

Parameter	Unit	Practical Quantitative Limit	%ACC	%PRC	7252 SL1	7253 SL2	7254 SL4	7255 SL6A	7256 SL7
cis-1,3-dichloroprop	ug/L	0.696	96.7	.420	<0.696	<0.696	<0.696	<0.696	<0.696
Carbon tetrachloride	ug/L	1.19	102.	.390	<1.19	<1.19	<1.19	<1.19	<1.19
Chloroform	ug/L	0.218	90.6	.420	<0.218	<0.218	<0.218	<0.218	<0.218
Dibromochloromethane	ug/L	0.448	97.9	1.17	<0.448	<0.448	<0.448	<0.448	<0.448
Methylene chloride	ug/L	2.61	95.2	.100	<2.61	<2.61	<2.61	<2.61	<2.61
trans-1,3,-dichlorop	ug/L	0.696	100.	1.16	<0.696	<0.696	<0.696	<0.696	<0.696
Trichlorofluorometha	ug/L	1.03	111.	.130	<1.03	<1.03	<1.03	<1.03	<1.03
t-1,2-dichloroethene	ug/L	1.00	106.	.190	<1.00	<1.00	<1.00	<1.00	<1.00
Trichloroethene	ug/L	0.925	93.0	1.17	<0.925	<0.925	<0.925	<0.925	<0.925
Tetrachloroethene	ug/L	0.964	100.	1.28	<0.964	<0.964	<0.964	<0.964	<0.964
1,2-dibromo-3-chloro	ug/L	0.448	107.	3.15	<0.448	<0.448	<0.448	<0.448	<0.448
Bromomethane	ug/L	1.19			<1.19	<1.19	<1.19	<1.19	<1.19
Chloroethane	ug/L	0.223	109.	5.58	<0.223	<0.223	<0.223	<0.223	<0.223
Chloromethane	ug/L	0.242			<0.242	<0.242	<0.242	<0.242	<0.242
Dichlorodifluorometh	ug/L	0.935			<0.935	<0.935	<0.935	<0.935	<0.935
Vinyl chloride	ug/L	0.760			<0.760	<0.760	<0.760	<0.760	<0.760
Hall_Spike	ug/L	0.500	101.	1.84	98.4	99.0	99.2	101.	99.5
o-dichlorobenzene	ug/L	1.10	101.	1.41	<1.10	<1.10	<1.10	<1.10	<1.10
m-dichlorobenzene	ug/L	0.967	106.	1.73	<0.967	<0.967	<0.967	<0.967	<0.967
Para-dichlorobenzene	ug/L	1.25	109.	1.31	<1.25	<1.25	<1.25	<1.25	<1.25
Benzene	ug/L	0.591	96.9	2.99	<0.591	<0.591	<0.591	<0.591	<0.591
Chlorobenzene	ug/L	0.186	100.	.310	<0.186	<0.186	<0.186	<0.186	<0.186
Ethylbenzene	ug/L	0.636	96.9	12.7	<0.636	<0.636	<0.636	<0.636	<0.636
Toluene	ug/L	0.887	95.2	10.0	<0.887	<0.887	<0.887	<0.887	<0.887
Xylene	ug/L	1.21	98.2	8.26	<1.21	<1.21	<1.21	<1.21	<1.21
Methyl-tert-butyleth	ug/L	0.805	111.	2.08	<0.805	<0.805	<0.805	<0.805	<0.805

Data Release Authorization
Sample integrity certified prior to analysis.Deficiencies are in QA Report Sec.4
Methods of analysis in accordance with FCL QA and EPA approved methodology .
This Report may not be reproduced in part, results relate only to items tested.

Jefferson S. Flowers, Ph.d.
President/Technical Director

Serving Your Analytical and Environmental Needs Since 1957

Jefferson L. Flowers, Ph.D
Jefferson S. Flowers, Ph.D
481 NEWBURYPORT Av.
ALTAMONTE SPRINGS
FLORIDA 32715 - 0597
BUS: (407) 339-5984
FAX: (407) 260-6110

FLOWERS
CHEMICAL
LABORATORIES
INCORPORATED

Received From:
Cent.Testing Lab
PO Box 883
FloralCity,FL 34436

Date Reported : Nov10 1999
Project Number : Sumter Landfill
PO Number : N/A
FDHRSDW Number : 83139
NYSDOH Number : 11595
FDER COMQAPNum : 86-0008G
LDHH Number : 94-23
NCDEHNR Number : 296
SCDHEC Number : 96019

For: EPA601602 Gross Alpha PPCB93 TTHM SEC93 INO93 VOC93 TB NH4
Date Sampled:Oct19 1999 Date Received:Oct19 1999 Lab Numbers: 7252-7258

REPORT OF ANALYSIS

Parameter	Unit	Practical Quantitative Limit	%ACC	%PRC	7252 SL1	7253 SL2	7254 SL4	7255 SL6A	7256 SL7
Total_BTEX	ug/L	1.59	97.3	8.41	<1.59	<1.59	<1.59	<1.59	<1.59
PID_Spike	ug/L	0.500	101.	2.36	99.0	98.3	100.	101.	100.
-	-	-	-	-	-	-	-	-	-
Turbidity	NTU	0.159	107.	6.32	7.80	22.0	18.0	340.	16.0
Ammonia(as N)	mg/L	0.0318	88.0	6.67	<.0318	<.0318	<.0318	0.0433	<.0318
Field Temp. (C)	oC	1.00			9.10	9.80	10.4	10.3	9.80
Field Conductivity	umhos/c	0.0100			136.	360.	1040	245.	330.
Field pH (units)	pH	0.0100			6.34	6.74	6.60	7.51	7.41

Data Release Authorization
Sample integrity certified prior to analysis.Deficiencies are in QA Report Sec.4
Methods of analysis in accordance with FCL QA and EPA approved methodology .
This Report may not be reproduced in part, results relate only to items tested.

Jefferson S. Flowers, Ph.d.
President/Technical Director

Serving Your Analytical and Environmental Needs Since 1957

Jefferson L. Flowers, Ph.D
Jefferson S. Flowers, Ph.D
481 NEWBURYPORT Av.
ALTAMONTE SPRINGS
FLORIDA 32715 - 0597
BUS: (407) 339-5984
FAX: (407) 260-6110

FLOWERS
CHEMICAL
LABORATORIES
INCORPORATED

Received From:
Cent.Testing Lab
PO Box 883
FloralCity,FL 34436

Date Reported : Nov10 1999
Project Number : Sumter Landfill
PO Number : N/A
FDHRSDW Number : 83139
NYSDOH Number : 11595
FDER COMQAPNum : 86-0008G
LDHH Number : 94-23
NCDEHNR Number : 296
SCDHEC Number : 96019

For: EPA601602 Gross Alpha PPCB93 TTHM SEC93 INO93 VOC93 TB NH4
Date Sampled:Oct19 1999 Date Received:Oct19 1999 Lab Numbers: 7252-7258

REPORT OF ANALYSIS

Parameter	Unit	Practical Quantitative Limit	%ACC	%PRC	7257 SL8	7258 SL9
Arsenic	mg/L	.00006	100.	3.22	.00042	.00311
Barium	mg/L	.00064	104.	.830	.00583	0.0246
Cadmium	mg/L	.00006	100.	.520	.00017	.00052
Chromium	mg/L	.00016	105.	1.82	.00241	.00182
Cyanide	mg/L	0.0105	129.	.510	<.0105	<.0105
Fluoride	mg/L	0.110	80.7	5.64	<0.110	<0.110
Lead	mg/L	.00032	104.	1.17	<.0003	.00477
Mercury	mg/L	.00064	89.5	.000	<.0006	<.0006
Nickel	mg/L	.00127	104.	2.32	.00344	0.0151
Nitrate(as N)	mg/L	0.0286	69.8	3.89	0.548	<.0286
Nitrite(as N)	mg/L	0.0111	57.3	.840	<.0111	<.0111
Selenium	mg/L	.00070	99.8	.700	.00367	.00484
Sodium	mg/L	0.347	116.	.190	7.47	27.0
Antimony	mg/L	.00070	104.	.490	<.0007	.00262
Beryllium	mg/L	.00089	110.	.800	<.0009	<.0009
Thallium	mg/L	.00003	106.	1.80	.00023	.00037
Asbestos	MF/L	1.00			-	-
Aluminum	mg/L	.00181	83.4	2.18	0.0906	0.889
Chloride	mg/L	0.149	89.0	2.00	9.20	12.7
Copper	mg/L	.00016	96.0	.530	.00452	.00611
Fluoride	mg/L	0.110			-	-
Iron	mg/L	0.0340	99.5	.630	0.0666	1.41
Manganese	mg/L	0.0123	99.9	.520	0.0137	0.179
Silver	mg/L	.00016	115.	1.32	.00218	.00756
Sulfate	mg/L	1.00	58.2	6.69	3.97	4.10
Zinc	mg/L	.00048	97.5	.530	<.0005	.00989

Data Release Authorization

Sample integrity certified prior to analysis.Deficiencies are in QA Report Sec.4
Methods of analysis in accordance with FCL QA and EPA approved methodology .
This Report may not be reproduced in part, results relate only to items tested.

Jefferson L. Flowers, Ph.d.
President/Technical Director

Jefferson L. Flowers, Ph.D
Jefferson S. Flowers, Ph.D
481 NEWBURYPORT Av.
ALTAMONTE SPRINGS
FLORIDA 32715 - 0597
BUS: (407) 339-5984
FAX: (407) 260-6110

Serving Your Analytical and Environmental Needs Since 1957

FLOWERS
CHEMICAL
LABORATORIES
INCORPORATED

Received From:
Cent.Testing Lab
PO Box 883
FloralCity,FL 34436

Date Reported : Nov10 1999
Project Number : Sumter Landfill
PO Number : N/A
FDHRSDW Number : 83139
NYSDOH Number : 11595
FDER COMQAPNum : 86-0008G
LDHH Number : 94-23
NCDEHNR Number : 296
SCDHEC Number : 96019

For: EPA601602 Gross Alpha PPCB93 TTHM SEC93 INO93 VOC93 TB NH4
Date Sampled:Oct19 1999 Date Received:Oct19 1999 Lab Numbers: 7252-7258

REPORT OF ANALYSIS

Parameter	Unit	Practical Quantitative Limit	%ACC	%PRC	7257 SL8	7258 SL9
Color (color units)	PCU	5.00			<5.00	20.0
Odor (total odor num	TON	3.18			<3.18	<3.18
pH	pH	0.0100	100.	.050	7.22	6.67
TDS	mg/L	2.50	93.9	.810	312.	644.
Foaming_Agents	mg/L	0.506	102.	.030	<0.506	<0.506
1,2,4-trichlorobenze	ug/L	2.03			<2.03	<2.03
cis-1,2-dichloroethe	ug/L	0.795			<0.795	<0.795
Xylene	ug/L	1.21	98.2	8.26	<1.21	<1.21
Methylene chloride	ug/L	2.61	95.2	.100	<2.61	<2.61
o-dichlorobenzene	ug/L	1.10	101.	1.41	<1.10	<1.10
Para-dichlorobenzene	ug/L	1.25	109.	1.31	<1.25	<1.25
Vinyl chloride	ug/L	0.760			<0.760	<0.760
1,1-dichloroethene	ug/L	0.925	99.0	.340	<0.925	<0.925
t-1,2-dichloroethene	ug/L	1.00	106.	.190	<1.00	<1.00
1,2-dichloroethane	ug/L	0.865	94.3	1.43	<0.865	<0.865
1,1,1-trichloroethan	ug/L	1.10	99.6	.370	<1.10	<1.10
Carbon tetrachloride	ug/L	1.19	102.	.390	<1.19	<1.19
1,2-dichloropropane	ug/L	0.735	93.5	2.00	<0.735	<0.735
Trichloroethene	ug/L	0.925	93.0	1.17	<0.925	<0.925
1,1,2-trichloroethan	ug/L	0.789	87.5	.740	<0.789	<0.789
Tetrachloroethene	ug/L	0.964	100.	1.28	<0.964	<0.964
Chlorobenzene	ug/L	0.186	100.	.310	<0.186	1.07
Benzene	ug/L	0.591	96.9	2.99	<0.591	<0.591
Toluene	ug/L	0.887	95.2	10.0	<0.887	<0.887
Ethylbenzene	ug/L	0.636	96.9	12.7	<0.636	<0.636
Styrene	ug/L	0.598			<0.598	<0.598

Data Release Authorization

Sample integrity certified prior to analysis.Deficiencies are in QA Report Sec.4
Methods of analysis in accordance with FCL QA and EPA approved methodology .
This Report may not be reproduced in part, results relate only to items tested.

Jefferson S. Flowers, Ph.d.
President/Technical Director

Jefferson L. Flowers, Ph.D
Jefferson S. Flowers, Ph.D
481 NEWBURYPORT Av.
ALTAMONTE SPRINGS
FLORIDA 32715 - 0597
BUS: (407) 339-5984
FAX: (407) 260-6110

FLOWERS
CHEMICAL
LABORATORIES
INCORPORATED

Received From:
Cent.Testing Lab
PO Box 883
FloralCity,FL 34436

Date Reported : Nov10 1999
Project Number : Sumter Landfill
PO Number : N/A
FDHRSDW Number : 83139
NYSDOH Number : 11595
FDER COMQAPNum : 86-0008G
LDHH Number : 94-23
NCDEHNR Number : 296
SCDHEC Number : 96019

For: EPA601602 Gross Alpha PPCB93 TTHM SEC93 INO93 VOC93 TB NH4
Date Sampled:Oct19 1999 Date Received:Oct19 1999 Lab Numbers: 7252-7258

REPORT OF ANALYSIS

Parameter	Unit	Practical Quantitative Limit	%ACC	%PRC	7257 SL8	7258 SL9
TTHM	mg/L	.00318	97.9	.990	<.0032	<.0032
Endrin	ug/L	.00135	119.	9.59	<.0013	<.0013
Lindane	ug/L	.00159	134.	3.02	<.0016	<.0016
Methoxychlor	ug/L	0.0140			<.0140	<.0140
Toxaphene	ug/L	0.0270			<.0270	<.0270
Dalapon	ug/L	.00318	118.	.610	<.0032	<.0032
Diquat	ug/L	0.633	86.5	16.0	<0.633	<0.633
Endothall	ug/L	28.6	124.	.240	<28.6	<28.6
Glyphosate	ug/L	19.1	97.6	6.75	<19.1	<19.1
Di(2-ethylhexyl) adi	ug/L	1.91	80.6	1.45	<1.91	<1.91
Oxamyl (Vydate)	ug/L	6.36	96.5	2.24	<6.36	<6.36
Simazine	ug/L	2.32	114.	4.98	<2.32	<2.32
Bis(2-ethylhexyl)pht	ug/L	1.91	78.2	3.26	<1.91	<1.91
Picloram	ug/L	0.152	97.1	.750	<0.152	<0.152
Dinoseb	ug/L	0.0318			<.0318	<.0318
Hexachlorocyclopenta	ug/L	0.318	125.	13.5	<0.318	<0.318
Carbofuran	ug/L	2.86	90.2	10.1	<2.86	<2.86
Atrazine	ug/L	0.318	113.	6.65	<0.318	<0.318
Alachlor (Lasso)	ug/L	0.0186	129.	6.17	<.0186	<.0186
Dioxin	ug/L	0.0318			<0.0318	<0.0318
Heptachlor	ug/L	.00139	133.	7.78	<.0014	<.0014
Heptachlor_Epoxide	ug/L	.00715	127.	5.93	<.0072	<.0072
2,4-D	ug/L	0.159	139.	2.77	<0.159	<0.159
2,4,5-TP(Silvex)	ug/L	0.0636	113.	.790	<.0636	<.0636
Hexachlorobenzene	ug/L	0.318			<0.318	<0.318
Benzo(a)pyrene	ug/L	0.0636	145.	2.83	<.0636	<.0636

Data Release Authorization
Sample integrity certified prior to analysis.Deficiencies are in QA Report Sec.4
Methods of analysis in accordance with FCL QA and EPA approved methodology .
This Report may not be reproduced in part, results relate only to items tested.

Jefferson S. Flowers, Ph.d.
President/Technical Director

Jefferson L. Flowers, Ph.D
Jefferson S. Flowers, Ph.D
481 NEWBURYPORT Av.
ALTAMONTE SPRINGS
FLORIDA 32715 - 0597
BUS: (407) 339-5984
FAX: (407) 260-6110

Serving Your Analytical and Environmental Needs Since 1957

FLOWERS
CHEMICAL
LABORATORIES
INCORPORATED

Received From:
Cent.Testing Lab
PO Box 883
FloralCity,FL 34436

Date Reported : Nov10 1999
Project Number : Sumter Landfill
PO Number : N/A
FDHRSDW Number : 83139
NYSDOH Number : 11595
FDER COMQAPNum : 86-0008G
LDHH Number : 94-23
NCDEHNR Number : 296
SCDHEC Number : 96019

For: EPA601602 Gross Alpha PPCB93 TTHM SEC93 INO93 VOC93 TB NH4
Date Sampled:Oct19 1999 Date Received:Oct19 1999 Lab Numbers: 7252-7258

REPORT OF ANALYSIS

Parameter	Unit	Practical Quantitative Limit	%ACC	%PRC	7257 SL8	7258 SL9
Pentachlorophenol	ug/L	0.0817	113.	.790	<.0817	<.0817
Total_PCB	ug/L	0.318			<0.318	<0.318
Dibromochloropropane	ug/L	0.0318	116.	1.94	<.0318	<.0318
Ethylene dibromide	ug/L	0.0318	111.	.110	<.0318	<.0318
Chlordane	ug/L	.00262	129.	5.30	<.0026	<.0026
Gross alpha	pCi/L	0.318			5.10	9.60
Analysis Error	pCi/L	0.100			1.40	2.40
Photon emitters	pCi/L	0.318			-	-
Analysis_Error(Photo	pCi/L	0.100			-	-
Radium 226	pCi/L	0.318			-	-
Analysis_Error(226)	pCi/L	0.100			-	-
Radium 228	pCi/L	0.954			-	-
Analysis_Error(228)	pCi/L	0.300			-	-
Man-made beta & phot	pCi/L	0.318			-	-
Analysis_Error(beta	pCi/L	0.100			-	-
Dilution_Factor		-	-	-	1.00	1.00
1,1,1-trichloroethan	ug/L	1.10	99.6	.370	<1.10	<1.10
1,1,2,2-tetrachloroe	ug/L	1.17	94.5	2.08	<1.17	<1.17
1,1,2-trichloroethan	ug/L	0.789	87.5	.740	<0.789	<0.789
1,1-dichloroethane	ug/L	0.862	91.5	.180	<0.862	<0.862
1,1-dichloroethene	ug/L	0.925	99.0	.340	<0.925	<0.925
1,2-dichloroethane	ug/L	0.865	94.3	1.43	<0.865	<0.865
1,2-dichloropropane	ug/L	0.735	93.5	2.00	<0.735	<0.735
2-chloroethylvinylet	ug/L	0.719			<0.719	<0.719
Bromodichloromethane	ug/L	0.671	97.1	1.75	<0.671	<0.671
Bromoform	ug/L	0.165	106.	.640	<0.165	<0.165

Data Release Authorization

Sample integrity certified prior to analysis.Deficiencies are in QA Report Sec.4
Methods of analysis in accordance with FCL QA and EPA approved methodology .
This Report may not be reproduced in part, results relate only to items tested.

Jefferson S. Flowers, Ph.d.
President/Technical Director

Jefferson L. Flowers, Ph.D
Jefferson S. Flowers, Ph.D
481 NEWBURYPORT Av.
ALTAMONTE SPRINGS
FLORIDA 32715 - 0597
BUS: (407) 339-5984
FAX: (407) 260-6110

FLOWERS
CHEMICAL
LABORATORIES
INCORPORATED

Received From:
Cent.Testing Lab
PO Box 883
FloralCity,FL 34436

Date Reported : Nov10 1999
Project Number : Sumter Landfill
PO Number : N/A
FDHRSDW Number : 83139
NYSDOH Number : 11595
FDER COMQAPNum : 86-0008G
LDHH Number : 94-23
NCDEHNR Number : 296
SCDHEC Number : 96019

For: EPA601602 Gross Alpha PPCB93 TTHM SEC93 INO93 VOC93 TB NH4
Date Sampled:Oct19 1999 Date Received:Oct19 1999 Lab Numbers: 7252-7258

REPORT OF ANALYSIS

Parameter	Unit	Practical Quantitative Limit	%ACC	%PRC	7257 SL8	7258 SL9
cis-1,3-dichloroprop	ug/L	0.696	96.7	.420	<0.696	<0.696
Carbon tetrachloride	ug/L	1.19	102.	.390	<1.19	<1.19
Chloroform	ug/L	0.218	90.6	.420	<0.218	<0.218
Dibromochloromethane	ug/L	0.448	97.9	1.17	<0.448	<0.448
Methylene chloride	ug/L	2.61	95.2	.100	<2.61	<2.61
trans-1,3,-dichlorop	ug/L	0.696	100.	1.16	<0.696	<0.696
Trichlorofluorometha	ug/L	1.03	111.	.130	<1.03	<1.03
t-1,2-dichloroethene	ug/L	1.00	106.	.190	<1.00	<1.00
Trichloroethene	ug/L	0.925	93.0	1.17	<0.925	<0.925
Tetrachloroethene	ug/L	0.964	100.	1.28	<0.964	<0.964
1,2-dibromo-3-chloro	ug/L	0.448	107.	3.15	<0.448	<0.448
Bromomethane	ug/L	1.19			<1.19	<1.19
Chloroethane	ug/L	0.223	109.	5.58	<0.223	<0.223
Chloromethane	ug/L	0.242			<0.242	<0.242
Dichlorodifluorometh	ug/L	0.935			<0.935	<0.935
Vinyl chloride	ug/L	0.760			<0.760	<0.760
Hall_Spike	ug/L	0.500	101.	1.84	98.0	106.
o-dichlorobenzene	ug/L	1.10	101.	1.41	<1.10	<1.10
m-dichlorobenzene	ug/L	0.967	106.	1.73	<0.967	<0.967
Para-dichlorobenzene	ug/L	1.25	109.	1.31	<1.25	<1.25
Benzene	ug/L	0.591	96.9	2.99	<0.591	<0.591
Chlorobenzene	ug/L	0.186	100.	.310	<0.186	1.07
Ethylbenzene	ug/L	0.636	96.9	12.7	<0.636	<0.636
Toluene	ug/L	0.887	95.2	10.0	<0.887	<0.887
Xylene	ug/L	1.21	98.2	8.26	<1.21	<1.21
Methyl-tert-butyleth	ug/L	0.805	111.	2.08	<0.805	<0.805

Data Release Authorization
Sample integrity certified prior to analysis.Deficiencies are in QA Report Sec.4
Methods of analysis in accordance with FCL QA and EPA approved methodology .
This Report may not be reproduced in part, results relate only to items tested.

Jefferson S. Flowers, Ph.d.
President/Technical Director

Jefferson L. Flowers, Ph.D
Jefferson S. Flowers, Ph.D
481 NEWBURYPORT Av.
ALTAMONTE SPRINGS
FLORIDA 32715 - 0597
BUS: (407) 339-5984
FAX: (407) 260-6110

FLOWERS
CHEMICAL
LABORATORIES
INCORPORATED

Received From:
Cent.Testing Lab
PO Box 883
FloralCity,FL 34436

Date Reported : Nov10 1999
Project Number : Sumter Landfill
PO Number : N/A
FDHRSDW Number : 83139
NYSDOH Number : 11595
FDER COMQAPNum : 86-0008G
LDHH Number : 94-23
NCDEHNR Number : 296
SCDHEC Number : 96019

For: EPA601602 Gross Alpha PPCB93 TTHM SEC93 INO93 VOC93 TB NH4
Date Sampled:Oct19 1999 Date Received:Oct19 1999 Lab Numbers: 7252-7258

REPORT OF ANALYSIS

Parameter	Unit	Practical Quantitative Limit	%ACC	%PRC	7257 SL8	7258 SL9
Total_BTEX	ug/L	1.59	97.3	8.41	<1.59	<1.59
PID_Spike	ug/L	0.500	101.	2.36	98.4	97.3
-	-	-	-	-	-	-
Turbidity	NTU	0.159	107.	6.32	0.940	17.0
Ammonia(as N)	mg/L	0.0318	88.0	6.67	0.0913	<.0318
Field Temp. (C)	oC	1.00			9.30	11.3
Field Conductivity	umhos/c	0.0100			536.	1090
Field pH (units)	pH	0.0100			6.90	6.44

Data Release Authorization
Sample integrity certified prior to analysis.Deficiencies are in QA Report Sec.4
Methods of analysis in accordance with FCL QA and EPA approved methodology .
This Report may not be reproduced in part, results relate only to items tested.

Jefferson S. Flowers, Ph.d.
President/Technical Director

Jefferson L. Flowers, Ph.D
Jefferson S. Flowers, Ph.D
481 NEWBURYPORT Av.
ALTAMONTE SPRINGS
FLORIDA 32715 - 0597
BUS: (407) 339-5984
FAX: (407) 260-6110

Serving Your Analytical and Environmental Needs Since 1957

FLOWERS
CHEMICAL LABORATORIES INCORPORATED

Jefferson L. Flowers, Ph.
Jefferson S. Flowers, Ph.
481 NEWBURYPORT
P.O. BOX 150-597
ALTAMONTE SPRINGS
FLORIDA 32715-0597
BUS: (407) 339-5984
FAX: (407) 260-6110

CHAIN OF CUSTODY RECORD

Client: Central Testing Lab
Address: P.O. Box 883
Floral City FL 34436
Phone: 352-726-6447

FCL Client No.
FCL Project Manager
FCL Lab Coordinator
Requested Due Date: routine

P.O. Number
Project Name / No.: Sumter Landfill
Contact

Sampled By (PRINT): Ron Ebel
Sampler Signature: Ron Ebel
Date Sampled: 10-19-99

ITEM NO.	SAMPLE DESCRIPTION	TIME	MATRIX	LAB NO.	NO. OF CONTAINERS	PRESERVATIVES: UNPRESERVED	H_2SO_4	HNO_3	HCl	NaOH	$Na_2S_2O_3$
1	SL1			7252	15	5	1	1		1	7
2	SL2			7253	15	5	1	1		1	7
3	SL4			7254	15	5	1	1		1	7
4	SLGA	Monitoring Wells		7255	15	5	1	1		1	7
5	SL7			7256	15	5	1	1		1	7
6	SL8			7257	15	5	1	1		1	7
	SL9			7258	15	5	1	1		1	7

ANALYSES REQUEST: INO 93, SEC 93, TTHM, VOC 93, PPCB 93, GA, TB, EPA 601/602, NH4, Dioxin
ALL OF THE ABOVE

CARRIER	BAILERS	SHIP DATES: OUT / DATE	SHIP DATES: RETURNED / DATE

SPECIAL INSTRUCTIONS

RELINQUISHED BY / AFFILIATION	DATE	TIME	ACCEPTED BY / AFFILIATION	DATE	TIME
Ron Ebel CTL	10/19/99	10:45A			
			[signature]	10/19/99	1442

SHIP WITH SAMPLES/TO BE RETURNED WITH RESULTS

STATE OF FLORIDA
DEPARTMENT OF ENVIRONMENTAL PROTECTION
SOUTHWEST DISTRICT

CONVERSATION RECORD

Date 8/3/00
Time 12 pm
Subject 99 Gas Survey 0499 GWMR
Permit No. 022926-002-SF
County Sumter
Mr Terry Hurst
Telephone No. 352 793 3368
Representing Sumter County

[ ] Phoned Me [V] Was Called [ ] Scheduled Meeting [ ] Unscheduled Meeting

Other Individuals Involved in Conversation/Meeting David Springstead (sp?) was contacted prior to conversation

Summary of Conversation/Meeting the Depart ment hasn't recieved the 1999 Gas Survey, due 15 Dec 1999 or the 4th Quater Ground water Monitoring report, due 15 Jan 2000. Where are they?
- Terry has copies & doesn't know why we don't. He will mail the Gas Survey Since the GWMR with extended parameters need to have the contour maps sealed, & Terry is going to contact David about sending us copies from his (David's) office

(continue on another sheet, if necessary)

Signature [signature]
Title ESI, OPS

PA-01
1/96
pap

65383

JTM
7/31/00

RECEIVED
APR 10 2000
Department of Environmental...
BY SOUTHWEST DISTR...

FIRST QUARTER 2000
GROUNDWATER MONITORING REPORT

SUMTER COUNTY SOLID WASTE

SUMTERVILLE, SUMTER COUNTY, FLORIDA

CENTRAL TESTING LABORATORY

0084001.300
APRIL 2000

FEBRUARY 2000
SAMPLING EVENT

DEP Form # 62-522.900(2)

Form Title GROUND WATER MONITORING REPORT

Effective Date

DEP Application No.

Florida Department of Environmental Protection

Twin Towers Office Bldg. 2600 Blair Stone Road Tallahassee, Florida 32399-2400

GROUND WATER MONITORING REPORT

Rule 62-522.600(11)

PART I GENERAL INFORMATION

(1) Facility Name Sumter County Solid Waste Management Facility

Address 319 E. Anderson Avenue

City Bushnell Zip 33513

Telephone Number (352) 793-0240

(2) The GMS Identification Number 4060C00092

(3) DEP Permit Number 22926-002-SF

(4) Authorized Representative Name Garry Breedon

Address 319 E. Anderson Avenue

City Bushnell Zip 33513

Telephone Number (352) 793-0240

(5) Type of Discharge

(6) Method of Discharge Groundwater Slow Rate Infiltration

Certification

I certify under penalty of law that I have personally examined and am familiar with the information submitted in this document and all attachments and that, based on my inquiry of those individuals immediately responsible for obtaining the information, I believe that the information is true, accurate, and complete. I am aware that there are significant penalties for submitting false information, including the possibility of fine and imprisonment.

Date: 4-7-00

Signature of Owner or Authorized Representative

PART II QUALITY ASSURANCE REQUIREMENTS

Sample Organization Comp QAP # 92011G

Analytical Lab Comp QAP #/HRS Certification # 860008G

Comp QAP #/HRS Certification # E83018 & 83139

Lab Name Flowers Chemical Laboratory

Address 481 Newburyport Avenue Altamonte Springs, FL 32701

Phone Number (407) 339-5984

...RAMETER MONITORING REPOR...
(Rule 17-3.402, 17-3.404 - 17-3.406)

GMS# 4060C00092
Monitoring Well 4060A12054
Well Name MONITOR WELL 1
Classification of Groundwater G-II

Well Developed* Prior to
Sample Collection (Yes/No) YES

Sample Date 02-07-00
Well Type ( ) Background
( ) Site Boundary
(x) Intermediate
( ) Compliance
Groundwater Elevation
(above MSL) 43.17 ft.

STORET CODE	PARAMETER MONITORED	SAMPLING METHOD	ANALYSIS METHOD	ANALYSIS RESULTS	UNITS	SAMPLE FILTERED/ UNFILTERED	PRESERVATIVES ADDED
000010	TEMPERATURE	GRAB	EPA 170.1	23.1	°C	UNFILTERED	NONE
000095	SPECIFIC CONDUCTANCE	GRAB	EPA 120.1	122	umhos	UNFILTERED	NONE
	ANTIMONY	GRAB	EPA 204.2	<0.0007	mg/l	UNFILTERED	HNO_3
	ARSENIC	GRAB	EPA 206.3	0.000179	mg/l	UNFILTERED	HNO_3
	BARIUM	GRAB	EPA 200.7	0.00817	mg/l	UNFILTERED	HNO_3
	BERYLLIUM	GRAB	EPA 210.1	<0.0009	mg/l	UNFILTERED	HNO_3
001027	CADMIUM	GRAB	EPA 200.7	0.000141	mg/l	UNFILTERED	HNO_3
001034	CHROMIUM	GRAB	EPA 200.7	0.00115	mg/l	UNFILTERED	HNO_3
	CYANIDE	GRAB	EPA 335.2	<0.0105	mg/l	UNFILTERED	NaOH
	FLUORIDE	GRAB	EPA 340.2	0.708	mg/l	UNFILTERED	NONE
	LEAD	GRAB	EPA 239.1	0.000678	mg/l	UNFILTERED	HNO_3
	MERCURY	GRAB	EPA 245.1	<0.0006	mg/l	UNFILTERED	HNO_3
	NICKEL	GRAB	EPA 200.7	<0.0013	mg/l	UNFILTERED	HNO_3
000620	NITRATE	GRAB	EPA 353.1	4.54	mg/l	UNFILTERED	H_2SO_4
	NITRITE	GRAB	EPA 354.1	0.207	mg/l	UNFILTERED	H_2SO_4
	TOTAL NITRATE AND NITRITE	GRAB	EPA 343.1	4.747	mg/l	UNFILTERED	H_2SO_4
	SELENIUM	GRAB	EPA 270.3	<0.0007	mg/l	UNFILTERED	HNO_3
000929	SODIUM	GRAB	EPA 200.7	2.33	mg/l	UNFILTERED	NONE
	THALLIUM	GRAB	EPA 279.2	<0.0005	mg/l	UNFILTERED	HNO_3
	ALUMINUM	GRAB	EPA 200.7	0.639	mg/l	UNFILTERED	HNO_3
	CHLORIDE	GRAB	EPA 325.3	50.1	mg/l	UNFILTERED	NONE
000080	COLOR	GRAB	EPA 110.1	<5.0	PTU	UNFILTERED	NONE
	COPPER	GRAB	EPA 220.1	0.00225	mg/l	UNFILTERED	HNO_3
	FLUORIDE	GRAB	EPA 340.1	0.708	mg/l	UNFILTERED	NONE

*Well development is the process of pumping the well prior to sampling in order to obtain a representative ground water sample.

DEP Form 17-1.216(2)

ARAMETER MONITORING REPOR
(Rule 17-3.402, 17-3.404 - 17-3.406)

GMS# 4060C00092
Monitoring Well 4060A12054
Well Name MONITOR WELL 1
Classification of Groundwater G-II

Well Developed* Prior to
Sample Collection (Yes/No) YES

Sample Date 02-07-00
Well Type ( ) Background
( ) Site Boundary
(x) Intermediate
( ) Compliance
Groundwater Elevation
(above MSL) 43.17 ft.

STORET CODE	PARAMETER MONITORED	SAMPLING METHOD	ANALYSIS METHOD	ANALYSIS RESULTS	UNITS	SAMPLE FILTERED/ UNFILTERED	PRESERVATIVES ADDED
	FOAMING AGENTS ✓	GRAB	EPA 425.1	<0.159	mg/l	UNFILTERED	NONE
900219	IRON ✓	GRAB	EPA 236.1	0.0806	mg/l	UNFILTERED	HNO_3
	MANGANESE ✓	GRAB	EPA 200.7	<0.0123 ✓	mg/l	UNFILTERED	NONE
	ODOR	GRAB	EPA 140.1	<3.18	TON	UNFILTERED	NONE
000400	Ph ✓	GRAB	EPA 150.1	5.97	ST.UN.	UNFILTERED	HNO_3
	SILVER ✓	GRAB	EPA 200.7	0.000461	mg/l	UNFILTERED	NONE
000945	SULFATE ✓	GRAB	EPA 300.0	<3.18 ✓	mg/l	UNFILTERED	HNO_3
070300	TOTAL DISSOLVED SOLIDS ✓	GRAB	EPA 160.1	106	mg/l	UNFILTERED	NONE
082079	TURBIDITY ✓	GRAB	EPA 180.1	7.5	NTU	UNFILTERED	NONE
900221	ZINC ✓	GRAB	EPA 289.1	0.00811	mg/l	UNFILTERED	HNO_3
	AMMONIUM ✓	GRAB	EPA 350.1	1.07	mg/l	UNFILTERED	H_2SO_4
	GROSS ALPHA Excl. Ra & U ✓	GRAB	EPA 900	3.5	pCi/l	UNFILTERED	HNO_3
	RADIUM 226 ✓	GRAB	EPA 903.1	0.6	pCi/l	UNFILTERED	HNO_3
	RADIUM 228 ✓	GRAB	EPA 904	<0.954 ✓	pCi/l	UNFILTERED	HNO

*Well development is the process of pumping the well prior to sampling in order to obtain a representative ground water sample.

ARAMETER MONITORING REPOR
(Rule 17-3.402, 17-3.404 - 17-3.406)

GMS# 406000092
Monitoring Well 4060A12055
Well Name MONITOR WELL 2
Classification of Groundwater G-II

Well Developed* Prior to
Sample Collection (Yes/No) YES

Sample Date 02-07-00
Well Type (x) Background
( ) Site Boundary
( ) Intermediate
( ) Compliance
Groundwater Elevation
(above MSL) 40.54 ft.

STORET CODE	PARAMETER MONITORED	SAMPLING METHOD	ANALYSIS METHOD	ANALYSIS RESULTS	UNITS	SAMPLE FILTERED/ UNFILTERED	PRESERVATIVES ADDED
000010	TEMPERATURE	GRAB	EPA 170.1	23.6	°C	UNFILTERED	NONE
000095	SPECIFIC CONDUCTANCE	GRAB	EPA 120.1	411	umhos	UNFILTERED	NONE
	ANTIMONY	GRAB	EPA 204.2	<0.0007	mg/l	UNFILTERED	HNO_3
	ARSENIC	GRAB	EPA 206.3	0.000142	mg/l	UNFILTERED	HNO_3
	BARIUM	GRAB	EPA 200.7	0.0224	mg/l	UNFILTERED	HNO_3
	BERYLLIUM	GRAB	EPA 210.1	<0.0009	mg/l	UNFILTERED	HNO_3
001027	CADMIUM	GRAB	EPA 200.7	0.000161	mg/l	UNFILTERED	HNO_3
001034	CHROMIUM	GRAB	EPA 200.7	0.00297	mg/l	UNFILTERED	HNO_3
	CYANIDE	GRAB	EPA 335.2	<0.0105	mg/l	UNFILTERED	NaOH
	FLUORIDE	GRAB	EPA 340.2	0.680	mg/l	UNFILTERED	NONE
	LEAD	GRAB	EPA 239.1	0.00130	mg/l	UNFILTERED	HNO_3
	MERCURY	GRAB	EPA 245.1	<0.0006	mg/l	UNFILTERED	HNO_3
	NICKEL	GRAB	EPA 200.7	0.00139	mg/l	UNFILTERED	HNO_3
000620	NITRATE	GRAB	EPA 353.1	6.84	mg/l	UNFILTERED	H_2SO_4
	NITRITE	GRAB	EPA 354.1	<0.0111	mg/l	UNFILTERED	H_2SO_4
	TOTAL NITRATE AND NITRITE	GRAB	EPA 343.1	6.84	mg/l	UNFILTERED	H_2SO_4
	SELENIUM	GRAB	EPA 270.3	<0.0007	mg/l	UNFILTERED	HNO_3
000929	SODIUM	GRAB	EPA 200.7	8.40	mg/l	UNFILTERED	NONE
	THALLIUM	GRAB	EPA 279.2	<0.0005	mg/l	UNFILTERED	HNO_3
	ALUMINUM	GRAB	EPA 200.7	1.09	mg/l	UNFILTERED	HNO_3
	CHLORIDE	GRAB	EPA 325.3	65.6	mg/l	UNFILTERED	NONE
000080	COLOR	GRAB	EPA 110.1	<5.0	PTU	UNFILTERED	NONE
	COPPER	GRAB	EPA 220.1	0.00320	mg/l	UNFILTERED	HNO_3
	FLUORIDE	GRAB	EPA 340.1	0.680	mg/l	UNFILTERED	NONE

*Well development is the process of pumping the well prior to sampling in order to obtain a representative ground water sample.

ARAMETER MONITORING REPOR
(Rule 17-3.402, 17-3.404 - 17-3.406)

GMS# 406000092
Monitoring Well 4060A12055
Well Name MONITOR WELL 2
Classification of Groundwater G-II

Well Developed* Prior to
Sample Collection (Yes/No) YES

Sample Date 02-07-00
Well Type (x) Background
( ) Site Boundary
( ) Intermediate
( ) Compliance
Groundwater Elevation
(above MSL) 40.54 ft.

STORET CODE	PARAMETER MONITORED	SAMPLING METHOD	ANALYSIS METHOD	ANALYSIS RESULTS	UNITS	SAMPLE FILTERED/ UNFILTERED	PRESERV ATIVES ADDED
	FOAMING AGENTS	GRAB	EPA 425.1	<0.506	mg/l	UNFILTERED	NONE
	MANGANESE	GRAB	EPA 200.7	0.0261	mg/l	UNFILTERED	NONE
900219	IRON	GRAB	EPA 236.1	0.176	mg/l	UNFILTERED	HNO_3
	ODOR	GRAB	EPA 140.1	<3.18	TON	UNFILTERED	NONE
000400	Ph	GRAB	EPA 150.1	6.53	ST. UN.	UNFILTERED	HNO_3
	SILVER	GRAB	EPA 200.7	0.00128	mg/l	UNFILTERED	NONE
000945	SULFATE	GRAB	EPA 300.0	16.0	mg/l	UNFILTERED	HNO_3
070300	TOTAL DISSOLVED SOLIDS	GRAB	EPA 160.1	140	mg/l	UNFILTERED	NONE
082079	TURBIDITY	GRAB	EPA 180.1	1.7	NTU	UNFILTERED	NONE
900221	ZINC	GRAB	EPA 289.1	0.00583	mg/l	UNFILTERED	HNO_3
	AMMONIUM	GRAB	EPA 350.1	0.0480	mg/l	UNFILTERED	H_2SO_4
	GROSS ALPHA Excl. Ra & U	GRAB	EPA 900	1.9	pCi/l	UNFILTERED	HNO_3
	RADIUM 226	GRAB	EPA 903.1	0.4	pCi/l	UNFILTERED	HNO_3
	RADIUM 228	GRAB	EPA 904	1.0	pCi/l	UNFILTERED	HNO_3

*Well development is the process of pumping the well prior to sampling in order to obtain a representative ground water sample.

ARAMETER MONITORING REPOR
(Rule 17-3.402, 17-3.404 - 17-3.406)

GMS# 4060C00092
Monitoring Well 4060A12057
Well Name MONITOR WELL 4
Classification of Groundwater G-II

Well Developed* Prior to
Sample Collection (Yes/No) YES

Sample Date 02-07-00
Well Type ( ) Background
(x) Site Boundary
( ) Intermediate
( ) Compliance
Groundwater Elevation
(above MSL) 43.36 ft.

STORET CODE	PARAMETER MONITORED	SAMPLING METHOD	ANALYSIS METHOD	ANALYSIS RESULTS	UNITS	SAMPLE FILTERED/ UNFILTERED	PRESERV ATIVES ADDED
000010	TEMPERATURE	GRAB	EPA 170.1	23.6	°C	UNFILTERED	NONE
000095	SPECIFIC CONDUCTANCE	GRAB	EPA 120.1	923	umhos	UNFILTERED	NONE
	ANTIMONY	GRAB	EPA 204.2	<0.0007	mg/l	UNFILTERED	HNO_3
	ARSENIC	GRAB	EPA 206.3	0.000385	mg/l	UNFILTERED	HNO_3
	BARIUM	GRAB	EPA 200.7	0.0116	mg/l	UNFILTERED	HNO_3
	BERYLLIUM	GRAB	EPA 210.1	<0.0009	mg/l	UNFILTERED	HNO_3
001027	CADMIUM	GRAB	EPA 200.7	0.000416	µg/l	UNFILTERED	HNO_3
001034	CHROMIUM	GRAB	EPA 200.7	0.00302	µg/l	UNFILTERED	HNO_3
	CYANIDE	GRAB	EPA 335.2	<0.0105	mg/l	UNFILTERED	NaOH
	FLUORIDE	GRAB	EPA 340.2	1.03	mg/l	UNFILTERED	NONE
	LEAD	GRAB	EPA 239.1	0.000744	mg/l	UNFILTERED	HNO_3
	MERCURY	GRAB	EPA 245.1	<0.0006	mg/l	UNFILTERED	HNO_3
	NICKEL	GRAB	EPA 200.7	0.00303	mg/l	UNFILTERED	HNO_3
000620	NITRATE	GRAB	EPA 353.1	15.3	mg/l	UNFILTERED	H_2SO_4
	NITRITE	GRAB	EPA 354.1	0.111	mg/l	UNFILTERED	H_2SO_4
	TOTAL NITRATE AND NITRITE	GRAB	EPA 343.1	15.411	mg/l	UNFILTERED	H_2SO_4
	SELENIUM	GRAB	EPA 270.3	0.00164	mg/l	UNFILTERED	HNO_3
000929	SODIUM	GRAB	EPA 200.7	29.6	mg/l	UNFILTERED	NONE
	THALLIUM	GRAB	EPA 279.2	0.000552	mg/l	UNFILTERED	HNO_3
	ALUMINUM	GRAB	EPA 200.7	0.419	mg/l	UNFILTERED	HNO_3
	CHLORIDE	GRAB	EPA 325.3	21.8	mg/l	UNFILTERED	NONE
000080	COLOR	GRAB	EPA 110.1	70.0	PTU	UNFILTERED	NONE
	COPPER	GRAB	EPA 220.1	0.00517	mg/l	UNFILTERED	HNO_3
	FLUORIDE	GRAB	EPA 340.1	~~1.08~~	mg/l	UNFILTERED	NONE

*Well development is the process of pumping the well prior to sampling in order to obtain a representative ground water sample.

ARAMETER MONITORING REPOR
(Rule 17-3.402, 17-3.404 - 17-3.406)

GMS# 4060C00092
Monitoring Well 4060A12057
Well Name MONITOR WELL 4
Classification of Groundwater G-II

Well Developed* Prior to
Sample Collection (Yes/No) YES

Sample Date 02-07-00
Well Type ( ) Background
(x) Site Boundary
( ) Intermediate
( ) Compliance
Groundwater Elevation
(above MSL) 43.36 ft.

STORET CODE	PARAMETER MONITORED	SAMPLING METHOD	ANALYSIS METHOD	ANALYSIS RESULTS	UNITS	SAMPLE FILTERED/ UNFILTERED	PRESERVATIVES ADDED
	FOAMING AGENTS	GRAB	EPA 425.1	<0.506	mg/l	UNFILTERED	NONE
900219	IRON	GRAB	EPA 236.1	0.0650	mg/l	UNFILTERED	HNO_3
	MANGANESE	GRAB	EPA 200.7	<0.0123	mg/l	UNFILTERED	NONE
	ODOR	GRAB	EPA 140.1	<3.18	TON	UNFILTERED	NONE
000400	Ph	GRAB	EPA 150.1	6.79	ST.UN.	UNFILTERED	HNO_3
	SILVER	GRAB	EPA 200.7	0.00148	mg/l	UNFILTERED	NONE
000945	SULFATE	GRAB	EPA 300.0	<3.18	mg/l	UNFILTERED	HNO_3
070300	TOTAL DISSOLVED SOLIDS	GRAB	EPA 160.1	506	mg/l	UNFILTERED	NONE
082079	TURBIDITY	GRAB	EPA 180.1	64.0	NTU	UNFILTERED	NONE
900221	ZINC	GRAB	EPA 289.1	0.00806	mg/l	UNFILTERED	HNO_3
	AMMONIUM	GRAB	EPA 350.1	0.00762	mg/l	UNFILTERED	H_2SO_4
	GROSS ALPHA Excl. Ra & U	GRAB	EPA 900	16.0	pCi/l	UNFILTERED	HNO_3
	RADIUM 226	GRAB	EPA 903.1	1.6	pCi/l	UNFILTERED	HNO_3
	RADIUM 228	GRAB	EPA 904	2.8	pCi/l	UNFILTERED	HNO_3

*Well development is the process of pumping the well prior to sampling in order to obtain a representative ground water sample.

ARAMETER MONITORING REPOR
(Rule 17-3.402, 17-3.404 - 17-3.406)

GMS# 4060C00092
Monitoring Well 4060A12057
Well Name MONITOR WELL 6A
Classification of Groundwater G-II

Well Developed* Prior to
Sample Collection (Yes/No) YES

Sample Date 02-07-00
Well Type ( ) Background
( ) Site Boundary
( ) Intermediate
(x) Compliance
Groundwater Elevation
(above MSL) 44.04 ft.

STORET CODE	PARAMETER MONITORED	SAMPLING METHOD	ANALYSIS METHOD	ANALYSIS RESULTS	UNITS	SAMPLE FILTERED/ UNFILTERED	PRESERV ATIVES ADDED
000010	TEMPERATURE	GRAB	EPA 170.1	22.6	°C	UNFILTERED	NONE
000095	SPECIFIC CONDUCTANCE	GRAB	EPA 120.1	319	umhos	UNFILTERED	NONE
	ANTIMONY	GRAB	EPA 204.2	<0.0007	mg/l	UNFILTERED	HNO_3
	ARSENIC	GRAB	EPA 206.3	0.000518	mg/l	UNFILTERED	HNO_3
	BARIUM	GRAB	EPA 200.7	0.0572	mg/l	UNFILTERED	HNO_3
	BERYLLIUM	GRAB	EPA 210.1	<0.0009	mg/l	UNFILTERED	HNO_3
001027	CADMIUM	GRAB	EPA 200.7	0.000922	mg/l	UNFILTERED	HNO_3
001034	CHROMIUM	GRAB	EPA 200.7	0.0226	mg/l	UNFILTERED	HNO_3
	CYANIDE	GRAB	EPA 335.2	<0.0105	mg/l	UNFILTERED	NaOH
	FLUORIDE	GRAB	EPA 340.2	0.861	mg/l	UNFILTERED	NONE
	LEAD	GRAB	EPA 239.1	0.00600	mg/l	UNFILTERED	HNO_3
	MERCURY	GRAB	EPA 245.1	<0.0006	mg/l	UNFILTERED	HNO_3
	NICKEL	GRAB	EPA 200.7	0.00711	mg/l	UNFILTERED	HNO_3
000620	NITRATE	GRAB	EPA 353.1	6.25	mg/l	UNFILTERED	H_2SO_4
	NITRITE	GRAB	EPA 354.1	<0.0111	mg/l	UNFILTERED	H_2SO_4
	TOTAL NITRATE AND NITRITE	GRAB	EPA 343.1	6.25	mg/l	UNFILTERED	H_2SO_4
	SELENIUM	GRAB	EPA 270.3	<0.0007	mg/l	UNFILTERED	HNO_3
000929	SODIUM	GRAB	EPA 200.7	3.17	mg/l	UNFILTERED	NONE
	THALLIUM	GRAB	EPA 279.2	0.0000788	mg/l	UNFILTERED	HNO_3
	ALUMINUM	GRAB	EPA 200.7	6.53	mg/l	UNFILTERED	HNO_3
	CHLORIDE	GRAB	EPA 325.3	14.7	mg/l	UNFILTERED	NONE
000080	COLOR	GRAB	EPA 110.1	60.0	PTU	UNFILTERED	NONE
	COPPER	GRAB	EPA 220.1	0.00543	mg/l	UNFILTERED	HNO_3
	FLUORIDE	GRAB	EPA 340.1	0.861	mg/l	UNFILTERED	NONE

*Well development is the process of pumping the well prior to sampling in order to obtain a representative ground water sample.

ARAMETER MONITORING REPOR
(Rule 17-3.402, 17-3.404 - 17-3.406)

GMS# 4060C00092
Monitoring Well 4060A12057
Well Name MONITOR WELL 6A
Classification of Groundwater G-II

Well Developed* Prior to
Sample Collection (Yes/No) YES

Sample Date 02-07-00
Well Type ( ) Background
( ) Site Boundary
( ) Intermediate
(x) Compliance
Groundwater Elevation
(above MSL) 44.04 ft.

STORET CODE	PARAMETER MONITORED	SAMPLING METHOD	ANALYSIS METHOD	ANALYSIS RESULTS	UNITS	SAMPLE FILTERED/ UNFILTERED	PRESERVATIVES ADDED
	FOAMING AGENTS	GRAB	EPA 425.1	<0.506	mg/l	UNFILTERED	NONE
900219	IRON	GRAB	EPA 236.1	0.812	mg/l	UNFILTERED	HNO_3
	MANGANESE	GRAB	EPA 200.7	0.0152	mg/l	UNFILTERED	NONE
	ODOR	GRAB	EPA 140.1	<3.18	TON	UNFILTERED	NONE
000400	Ph	GRAB	EPA 150.1	6.80	ST.UN.	UNFILTERED	HNO_3
	SILVER	GRAB	EPA 200.7	0.00149	mg/l	UNFILTERED	NONE
000945	SULFATE	GRAB	EPA 300.0	11.3	mg/l	UNFILTERED	HNO_3
070300	TOTAL DISSOLVED SOLIDS	GRAB	EPA 160.1	210	mg/l	UNFILTERED	NONE
082079	TURBIDITY	GRAB	EPA 180.1	78.0	NTU	UNFILTERED	NONE
900221	ZINC	GRAB	EPA 289.1	0.0119	mg/l	UNFILTERED	HNO_3
	AMMONIUM	GRAB	EPA 350.1	0.338	mg/l	UNFILTERED	H_2SO_4
	GROSS ALPHA Excl. Ra & U	GRAB	EPA 900	25.0	pCi/l	UNFILTERED	HNO_3
	RADIUM 226	GRAB	EPA 903.1	2.2	pCi/l	UNFILTERED	HNO_3
	RADIUM 228	GRAB	EPA 904	<0.954	pCi/l	UNFILTERED	HNO_3

*Well development is the process of pumping the well prior to sampling in order to obtain a representative ground water sample.

,RAMETER MONITORING REPOR
(Rule 17-3.402, 17-3.404 - 17-3.406)

GMS# 4060C00092
Monitoring Well 4060A14304
Well Name MONITOR WELL 7
Classification of Groundwater G-II

Well Developed* Prior to
Sample Collection (Yes/No) YES

Sample Date 02-07-00
Well Type ( ) Background
( ) Site Boundary
( ) Intermediate
(x) Compliance
Groundwater Elevation
(above MSL) 43.56 ft.

STORET CODE	PARAMETER MONITORED	SAMPLING METHOD	ANALYSIS METHOD	ANALYSIS RESULTS	UNITS	SAMPLE FILTERED/ UNFILTERED	PRESERVATIVES ADDED
000010	TEMPERATURE	GRAB	EPA 170.1	19.8	°C	UNFILTERED	NONE
000095	SPECIFIC CONDUCTANCE	GRAB	EPA 120.1	342	umhos	UNFILTERED	NONE
	ANTIMONY	GRAB	EPA 204.2	<0.0007	mg/l	UNFILTERED	HNO_3
	ARSENIC	GRAB	EPA 206.3	0.000265	mg/l	UNFILTERED	HNO_3
	BARIUM	GRAB	EPA 200.7	0.01128	mg/l	UNFILTERED	HNO_3
	BERYLLIUM	GRAB	EPA 210.1	<0.0009	mg/l	UNFILTERED	HNO_3
001027	CADMIUM	GRAB	EPA 200.7	0.000393	mg/l	UNFILTERED	HNO_3
001034	CHROMIUM	GRAB	EPA 200.7	0.00430	mg/l	UNFILTERED	HNO_3
	CYANIDE	GRAB	EPA 335.2	<0.0105	mg/l	UNFILTERED	NaOH
	FLUORIDE	GRAB	EPA 340.2	0.620	mg/l	UNFILTERED	NONE
	LEAD	GRAB	EPA 239.1	0.00106	mg/l	UNFILTERED	HNO_3
	MERCURY	GRAB	EPA 245.1	<0.0006	mg/l	UNFILTERED	HNO_3
	NICKEL	GRAB	EPA 200.7	0.00153	mg/l	UNFILTERED	HNO_3
000620	NITRATE	GRAB	EPA 353.1	5.89	mg/l	UNFILTERED	H_2SO_4
	NITRITE	GRAB	EPA 354.1	<0.0111	mg/l	UNFILTERED	H_2SO_4
	TOTAL NITRATE AND NITRITE	GRAB	EPA 343.1	5.89	mg/l	UNFILTERED	H_2SO_4
	SELENIUM	GRAB	EPA 270.3	<0.0007	mg/l	UNFILTERED	HNO_3
000929	SODIUM	GRAB	EPA 200.7	3.18	mg/l	UNFILTERED	NONE
	THALLIUM	GRAB	EPA 279.2	<0.0005	mg/l	UNFILTERED	HNO_3
	ALUMINUM	GRAB	EPA 200.7	0.711	mg/l	UNFILTERED	HNO_3
	CHLORIDE	GRAB	EPA 325.3	17.6	mg/l	UNFILTERED	NONE
000080	COLOR	GRAB	EPA 110.1	<5.00	PTU	UNFILTERED	NONE
	COPPER	GRAB	EPA 220.1	0.00288	mg/l	UNFILTERED	HNO_3
	FLUORIDE	GRAB	EPA 340.1	0.620	mg/l	UNFILTERED	NONE

*Well development is the process of pumping the well prior to sampling in order to obtain a representative ground water sample.

ARAMETER MONITORING REPOR
(Rule 17-3.402, 17-3.404 - 17-3.406)

GMS# 4060C00092
Monitoring Well 4060A14304
Well Name MONITOR WELL 7
Classification of Groundwater G-II

Well Developed* Prior to
Sample Collection (Yes/No) YES

Sample Date 02-07-00
Well Type ( ) Background
( ) Site Boundary
( ) Intermediate
(x) Compliance
Groundwater Elevation
(above MSL) 43.56 ft.

STORET CODE	PARAMETER MONITORED	SAMPLING METHOD	ANALYSIS METHOD	ANALYSIS RESULTS	UNITS	SAMPLE FILTERED/ UNFILTERED	PRESERV ATIVES ADDED
	FOAMING AGENTS	GRAB	EPA 425.1	<0.506	mg/l	UNFILTERED	NONE
900219	IRON	GRAB	EPA 236.1	0.166	mg/l	UNFILTERED	HNO_3
	MANGANESE	GRAB	EPA 200.7	<0.0123	mg/l	UNFILTERED	NONE
	ODOR	GRAB	EPA 140.1	<3.18	TON	UNFILTERED	NONE
000400	Ph	GRAB	EPA 150.1	6.80	ST.UN.	UNFILTERED	HNO_3
	SILVER	GRAB	EPA 200.7	0.000541	mg/l	UNFILTERED	NONE
000945	SULFATE	GRAB	EPA 300.0	6.58	mg/l	UNFILTERED	HNO_3
070300	TOTAL DISSOLVED SOLIDS	GRAB	EPA 160.1	228	mg/l	UNFILTERED	NONE
082079	TURBIDITY	GRAB	EPA 180.1	1.6	NTU	UNFILTERED	NONE
900221	ZINC	GRAB	EPA 289.1	0.00656	mg/l	UNFILTERED	HNO_3
	AMMONIUM	GRAB	EPA 350.1	0.198	mg/l	UNFILTERED	H_2SO_4
	GROSS ALPHA Excl. Ra & U	GRAB	EPA 900	37.0	pCi/l	UNFILTERED	HNO_3
	RADIUM 226	GRAB	EPA 903.1	0.7	pCi/l	UNFILTERED	HNO_3
	RADIUM 228	GRAB	EPA 904	2.5	pCi/l	UNFILTERED	HNO_3

*Well development is the process of pumping the well prior to sampling in order to obtain a representative ground water sample.

ARAMETER MONITORING REPOR
(Rule 17-3.402, 17-3.404 - 17-3.406)

GMS# 4060C00092
Monitoring Well 4060A17008
Well Name MONITOR WELL 8
Classification of Groundwater G-II

Well Developed* Prior to
Sample Collection (Yes/No) YES

Sample Date 02-07-00
Well Type (x) Background
( ) Site Boundary
( ) Intermediate
( ) Compliance
Groundwater Elevation
(above MSL) 43.10 ft.

STORET CODE	PARAMETER MONITORED	SAMPLING METHOD	ANALYSIS METHOD	ANALYSIS RESULTS	UNITS	SAMPLE FILTERED/ UNFILTERED	PRESERV ATIVES ADDED
000010	TEMPERATURE	GRAB	EPA 170.1	23.0	°C	UNFILTERED	NONE
000095	SPECIFIC CONDUCTANCE	GRAB	EPA 120.1	584	umhos	UNFILTERED	NONE
	ANTIMONY	GRAB	EPA 204.2	<0.0007	mg/l	UNFILTERED	HNO_3
	ARSENIC	GRAB	EPA 206.3	0.000121	mg/l	UNFILTERED	HNO_3
	BARIUM	GRAB	EPA 200.7	0.00456	mg/l	UNFILTERED	HNO_3
	BERYLLIUM	GRAB	EPA 210.1	<0.0009	mg/l	UNFILTERED	HNO_3
001027	CADMIUM	GRAB	EPA 200.7	0.000160	mg/l	UNFILTERED	HNO_3
001034	CHROMIUM	GRAB	EPA 200.7	0.00184	mg/l	UNFILTERED	HNO_3
	CYANIDE	GRAB	EPA 335.2	<0.0105	mg/l	UNFILTERED	NaOH
	FLUORIDE	GRAB	EPA 340.2	0.720	mg/l	UNFILTERED	NONE
	LEAD	GRAB	EPA 239.1	<0.0003	mg/l	UNFILTERED	HNO_3
	MERCURY	GRAB	EPA 245.1	<0.0006	mg/l	UNFILTERED	HNO_3
	NICKEL	GRAB	EPA 200.7	0.00199	mg/l	UNFILTERED	HNO_3
000620	NITRATE	GRAB	EPA 353.1	2.05	mg/l	UNFILTERED	H_2SO_4
	NITRITE	GRAB	EPA 354.1	<0.0111	mg/l	UNFILTERED	H_2SO_4
	TOTAL NITRATE AND NITRITE	GRAB	EPA 343.1	2.05	mg/l	UNFILTERED	H_2SO_4
	SELENIUM	GRAB	EPA 270.3	<0.0007	mg/l	UNFILTERED	HNO_3
000929	SODIUM	GRAB	EPA 200.7	4.79	mg/l	UNFILTERED	NONE
	THALLIUM	GRAB	EPA 279.2	0.0000361	mg/l	UNFILTERED	HNO_3
	ALUMINUM	GRAB	EPA 200.7	0.0243	mg/l	UNFILTERED	HNO_3
	CHLORIDE	GRAB	EPA 325.3	19.0	mg/l	UNFILTERED	NONE
000080	COLOR	GRAB	EPA 110.1	<5.00	PTU	UNFILTERED	NONE
	COPPER	GRAB	EPA 220.1	0.00192	mg/l	UNFILTERED	HNO_3
	FLUORIDE	GRAB	EPA 340.1	0.720	mg/l	UNFILTERED	NONE

*Well development is the process of pumping the well prior to sampling in order to obtain a representative ground water sample.

PARAMETER MONITORING REPORT
(Rule 17-3.402, 17-3.404 - 17-3.406)

GMS# 4060C00092
Monitoring Well 4060A17008
Well Name MONITOR WELL 8
Classification of Groundwater G-II

Well Developed* Prior to
Sample Collection (Yes/No) YES

Sample Date 02-07-00
Well Type (x) Background
( ) Site Boundary
( ) Intermediate
( ) Compliance
Groundwater Elevation
(above MSL) 43.10 ft.

STORET CODE	PARAMETER MONITORED	SAMPLING METHOD	ANALYSIS METHOD	ANALYSIS RESULTS	UNITS	SAMPLE FILTERED/ UNFILTERED	PRESERVATIVES ADDED
	FOAMING AGENTS	GRAB	EPA 425.1	<0.506	mg/l	UNFILTERED	NONE
900219	IRON	GRAB	EPA 236.1	0.0374	mg/l	UNFILTERED	HNO_3
	MANGANESE	GRAB	EPA 200.7	<0.0123	mg/l	UNFILTERED	NONE
	ODOR	GRAB	EPA 140.1	<3.18	TON	UNFILTERED	NONE
000400	Ph	GRAB	EPA 150.1	5.50	ST.UN.	UNFILTERED	HNO_3
	SILVER	GRAB	EPA 200.7	0.000811	mg/l	UNFILTERED	NONE
000945	SULFATE	GRAB	EPA 300.0	5.93	mg/l	UNFILTERED	HNO_3
070300	TOTAL DISSOLVED SOLIDS	GRAB	EPA 160.1	266	mg/l	UNFILTERED	NONE
082079	TURBIDITY	GRAB	EPA 180.1	5.0	NTU	UNFILTERED	NONE
900221	ZINC	GRAB	EPA 289.1	0.00332	mg/l	UNFILTERED	HNO_3
	AMMONIUM	GRAB	EPA 350.1	0.484	mg/l	UNFILTERED	H_2SO_4
	GROSS ALPHA Excl. Ra & U	GRAB	EPA 900	1.4	pCi/l	UNFILTERED	HNO_3
	RADIUM 266	GRAB	EPA 903.1	0.7	pCi/l	UNFILTERED	HNO_3
	RADIUM 228	GRAB	EPA 904	2.4	pCi/l	UNFILTERED	HNO_3

*Well development is the process of pumping the well prior to sampling in order to obtain a representative ground water sample.

PARAMETER MONITORING REPORT
(Rule 17-3.402, 17-3.404 - 17-3.406)

GMS# 4060C00092
Monitoring Well 4060A17009
Well Name MONITOR WELL 9
Classification of Groundwater G-II

Well Developed* Prior to
Sample Collection (Yes/No) YES

Sample Date 02-07-00
Well Type (x) Background
( ) Site Boundary
( ) Intermediate
( ) Compliance
Groundwater Elevation
(above MSL) 43.62 ft.

STORET CODE	PARAMETER MONITORED	SAMPLING METHOD	ANALYSIS METHOD	ANALYSIS RESULTS	UNITS	SAMPLE FILTERED/ UNFILTERED	PRESERVATIVES ADDED
000010	TEMPERATURE	GRAB	EPA 170.1	23.9	°C	UNFILTERED	NONE
000095	SPECIFIC CONDUCTANCE	GRAB	EPA 120.1	970	umhos	UNFILTERED	NONE
	ANTIMONY	GRAB	EPA 204.2	<0.0007	mg/l	UNFILTERED	HNO_3
	ARSENIC	GRAB	EPA 206.3	0.00112	mg/l	UNFILTERED	HNO_3
	BARIUM	GRAB	EPA 200.7	0.0269	mg/l	UNFILTERED	HNO_3
	BERYLLIUM	GRAB	EPA 210.1	<0.0009	mg/l	UNFILTERED	HNO_3
001027	CADMIUM	GRAB	EPA 200.7	0.000667	µg/l	UNFILTERED	HNO_3
001034	CHROMIUM	GRAB	EPA 200.7	0.00404	µg/l	UNFILTERED	HNO_3
	CYANIDE	GRAB	EPA 335.2	<0.0105	mg/l	UNFILTERED	NaOH
	FLUORIDE	GRAB	EPA 340.2	0.861	mg/l	UNFILTERED	NONE
	LEAD	GRAB	EPA 239.1	0.005326	mg/l	UNFILTERED	HNO_3
	MERCURY	GRAB	EPA 245.1	<0.0006	mg/l	UNFILTERED	HNO_3
	NICKEL	GRAB	EPA 200.7	0.00711	mg/l	UNFILTERED	HNO_3
000620	NITRATE	GRAB	EPA 353.1	<0.0286	mg/l	UNFILTERED	H_2SO_4
	NITRITE	GRAB	EPA 354.1	<0.0111	mg/l	UNFILTERED	H_2SO_4
	TOTAL NITRATE AND NITRITE	GRAB	EPA 343.1	<0.0397	mg/l	UNFILTERED	H_2SO_4
	SELENIUM	GRAB	EPA 270.3	0.00152	mg/l	UNFILTERED	HNO_3
000929	SODIUM	GRAB	EPA 200.7	8.42	mg/l	UNFILTERED	NONE
	THALLIUM	GRAB	EPA 279.2	~~<0.0009~~ 0.00012	mg/l	UNFILTERED	HNO_3
	ALUMINUM	GRAB	EPA 200.7	1.12	mg/l	UNFILTERED	HNO_3
	CHLORIDE	GRAB	EPA 325.3	22.5	mg/l	UNFILTERED	NONE
000080	COLOR	GRAB	EPA 110.1	20.00	PTU	UNFILTERED	NONE
	COPPER	GRAB	EPA 220.1	0.0168	mg/l	UNFILTERED	HNO_3
	FLUORIDE	GRAB	EPA 340.1	0.861	mg/l	UNFILTERED	NONE

*Well development is the process of pumping the well prior to sampling in order to obtain a representative ground water sample.

PARAMETER MONITORING REPORT
(Rule 17-3.402, 17-3.404 - 17-3.406)

GMS# 4060C00092
Monitoring Well 4060A17009
Well Name MONITOR WELL 9
Classification of Groundwater G-II

Well Developed* Prior to
Sample Collection (Yes/No) YES

Sample Date 02-07-00
Well Type (x) Background
( ) Site Boundary
( ) Intermediate
( ) Compliance
Groundwater Elevation
(above MSL) 43.62 ft.

STORET CODE	PARAMETER MONITORED	SAMPLING METHOD	ANALYSIS METHOD	ANALYSIS RESULTS	UNITS	SAMPLE FILTERED/ UNFILTERED	PRESERVATIVES ADDED
	FOAMING AGENTS	GRAB	EPA 425.1	<0.506	mg/l	UNFILTERED	NONE
900219	IRON	GRAB	EPA 236.1	0.681	mg/l	UNFILTERED	HNO_3
	MANGANESE	GRAB	EPA 903.1	0.02870	mg/l	UNFILTERES	NONE
	ODOR	GRAB	EPA 140.1	<3.18	TON	UNFILTERED	NONE
000400	Ph	GRAB	EPA 150.1	5.92	ST.UN.	UNFILTERED	HNO_3
	SILVER	GRAB	EPA 200.7	0.00124	mg/l	UNFILTERED	NONE
000945	SULFATE	GRAB	EPA 300.0	5.13	mg/l	UNFILTERED	HNO_3
070300	TOTAL DISSOLVED SOLIDS	GRAB	EPA 160.1	524	mg/l	UNFILTERED	NONE
082079	TURBIDITY	GRAB	EPA 180.1	21.0	NTU	UNFILTERED	NONE
900221	ZINC	GRAB	EPA 289.1	0.0428	mg/l	UNFILTERED	HNO_3
	AMMONIUM	GRAB	EPA 350.1	0.302	mg/l	UNFILTERED	H_2SO_4
	GROSS ALPHA Excl. Ra & U	GRAB	EPA 900	10.2	pCi/l	UNFILTERED	HNO_3
	RADIUM 226	GRAB	EPA 903.1	4.4	pCi/l	UNFILTERED	HNO_3
	RADIUM 228	GRAB	EPA 904	1.8	pCi/l	UNFILTERED	HNO_3

*Well development is the process of pumping the well prior to sampling in order to obtain a representative ground water sample.

DER Form 17-1.216(3)

SUMTER COUNTY SOLID WASTE MANAGEMENT FACILITY

GROUNDWATER ELEVATIONS 02/07/00

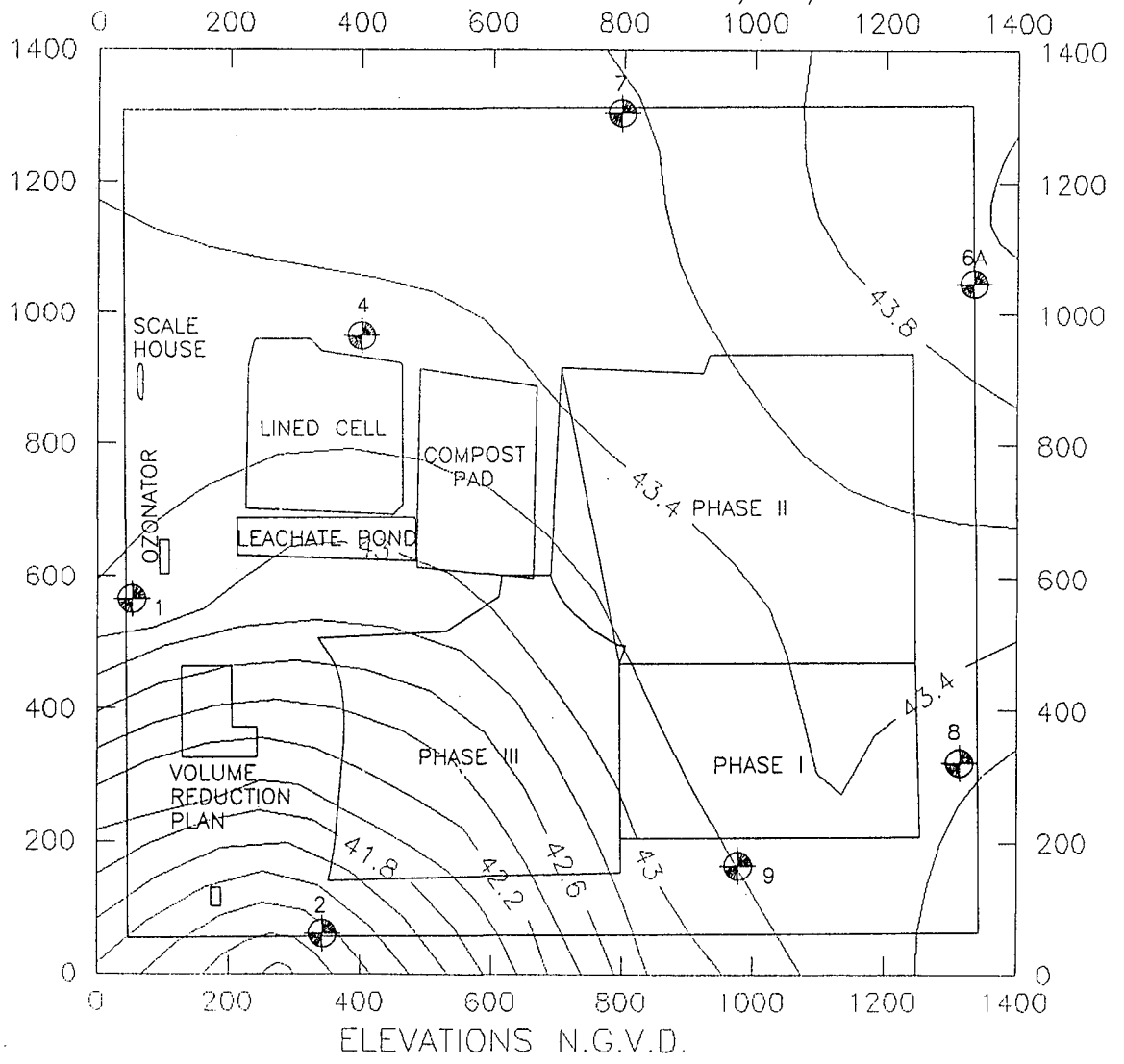

ELEVATIONS N.G.V.D.

FLOWERS
CHEMICAL
LABORATORIES
INCORPORATED

Received From:
Sumter County Public Works
c/o Central Testing Labs
727 S. 14th Street
Leesburg, FL 32748

Date Reported : Mar28 2000
Project Number : 0084001.300
PO Number : SCPW
FDHRS Number : 83139
FDER Number : E83018
FDER COMQAPNum : 86-0008G
LDHH Number : 94-23
NCDEHNR Number : 296
SCDHEC Number : 96019

For: SEC93 INO93 TB NH4 GA Ra226/228
Date Sampled:Feb 3 2000 Date Received:Feb 4 2000 Lab Numbers: 13292-13298

REPORT OF ANALYSIS

Parameter	Unit	Reportable Detection Limit	%ACC	%PRC	13292 MW1	13293 MW2	13294 MW4	13295 MW6A	13296 MW7
Arsenic	mg/L	.00006	104.	7.69	.00018	.00014	.00038	.00052	.00026
Barium	mg/L	.00064	101.	7.83	.00817	0.0224	0.0116	0.0572	0.0112
Cadmium	mg/L	.00006	99.9	9.31	.00014	.00016	.00042	.00092	.00039
Chromium	mg/L	.00016	99.9	7.97	.00115	.00297	.00302	0.0226	.00430
Cyanide	mg/L	0.0105	109.	1.30	<.0105	<.0105	<.0105	<.0105	<.0105
Fluoride	mg/L	0.110	101.	.410	0.708	0.680	1.03	0.861	0.620
Lead	mg/L	.00032	112.	10.9	.00068	.00130	.00074	.00600	.00106
Mercury	mg/L	.00064	105.	.000	<.0006	<.0006	<.0006	<.0006	<.0006
Nickel	mg/L	.00127	92.9	8.35	<.0013	.00139	.00303	.00711	.00153
Nitrate(as N)	mg/L	0.0286	63.5	8.34	4.54	6.84	15.3	6.25	5.89
Nitrite(as N)	mg/L	0.0111	93.8	2.34	0.207	<.0111	0.111	<.0111	<.0111
Selenium	mg/L	.00070	95.0	3.54	<.0007	<.0007	.00164	<.0007	<.0007
Sodium	mg/L	0.347	104.	.710	2.33	8.40	29.6	3.17	3.18
Antimony	mg/L	.00070	109.	8.50	<.0007	<.0007	<.0007	<.0007	<.0007
Beryllium	mg/L	.00089	93.3	3.75	<.0009	<.0009	<.0009	<.0009	<.0009
Thallium	mg/L	.00003	102.	10.9	<3e-05	<3e-05	.00055	.00008	<3e-05
Asbestos	MF/L	1.00			-	-	-	-	-
Turbidity	NTU	0.159	102.	.000	7.50	1.70	64.0	78.0	1.60
Ammonia(as N)	mg/L	0.0318	91.5	.000	1.07	0.0480	0.0762	0.338	0.198
Gross alpha	pCi/L	0.318			3.50	1.90	16.0	25.0	37.0
Analysis Error	pCi/L	0.100			0.400	0.500	2.10	3.00	1.00
Radium 226	pCi/L	0.318			0.600	0.400	1.60	2.20	0.700
Analysis_Error(226)	pCi/L	0.100			0.100	0.100	0.200	0.300	0.100
Radium 228	pCi/L	0.954			<0.954	1.00	2.80	<0.954	2.50
Analysis_Error(228)	pCi/L	0.300			0.700	0.800	0.900	0.700	0.900
Gross_Beta	pCi/L	0.318			-	-	-	-	-

Data Release Authorization

Sample integrity certified prior to analysis.Deficiencies are in QA Report Sec.4
Methods of analysis in accordance with FCL QA and EPA approved methodology .
This Report may not be reproduced in part, results relate only to items tested.

Jefferson S. Flowers, Ph.d.
President/Technical Director

Jefferson L. Flowers, Ph.D
Jefferson S. Flowers, Ph.D
481 NEWBURYPORT Av.
ALTAMONTE SPRINGS
FLORIDA 32715 - 0597
BUS: (407) 339-5984
FAX: (407) 260-6110

Serving Your Analytical and Environmental Needs Since 1957

FLOWERS
CHEMICAL
LABORATORIES
INCORPORATED

Received From:
Sumter County Public Works
c/o Central Testing Labs
727 S. 14th Street
Leesburg, FL 32748

Date Reported : Mar28 2000
Project Number : 0084001.300
PO Number : SCPW
FDHRS Number : 83139
FDER Number : E83018
FDER COMQAPNum : 86-0008G
LDHH Number : 94-23
NCDEHNR Number : 296
SCDHEC Number : 96019

For: SEC93 INO93 TB NH4 GA Ra226/228
Date Sampled:Feb 3 2000 Date Received:Feb 4 2000 Lab Numbers: 13292-13298

REPORT OF ANALYSIS

Parameter	Unit	Reportable Detection Limit	%ACC	%PRC	13297 MW8	13298 MW9
Arsenic	mg/L	.00006	104.	7.69	.00012	.00112
Barium	mg/L	.00064	101.	7.83	.00456	0.0269
Cadmium	mg/L	.00006	99.9	9.31	.00016	.00067
Chromium	mg/L	.00016	99.9	7.97	.00184	.00404
Cyanide	mg/L	0.0105	109.	1.30	<.0105	<.0105
Fluoride	mg/L	0.110	101.	.410	0.720	0.861
Lead	mg/L	.00032	112.	10.9	<.0003	.00532
Mercury	mg/L	.00064	105.	.000	<.0006	<.0006
Nickel	mg/L	.00127	92.9	8.35	.00199	.00711
Nitrate(as N)	mg/L	0.0286	63.5	8.34	2.05	<.0286
Nitrite(as N)	mg/L	0.0111	93.8	2.34	<.0111	<.0111
Selenium	mg/L	.00070	95.0	3.54	<.0007	.00152
Sodium	mg/L	0.347	104.	.710	4.79	8.42
Antimony	mg/L	.00070	109.	8.50	<.0007	<.0007
Beryllium	mg/L	.00089	93.3	3.75	<.0009	<.0009
Thallium	mg/L	.00003	102.	10.9	.00004	.00012
Asbestos	MF/L	1.00			-	-
Turbidity	NTU	0.159	102.	.000	5.00	21.0
Ammonia(as N)	mg/L	0.0318	91.5	.000	0.484	0.302
Gross alpha	pCi/L	0.318			1.40	10.2
Analysis Error	pCi/L	0.100			0.800	2.20
Radium 226	pCi/L	0.318			0.700	4.40
Analysis_Error(226)	pCi/L	0.100			0.200	0.400
Radium 228	pCi/L	0.954			2.40	1.80
Analysis_Error(228)	pCi/L	0.300			0.900	0.800
Gross_Beta	pCi/L	0.318			-	-

Data Release Authorization
Sample integrity certified prior to analysis.Deficiencies are in QA Report Sec.4
Methods of analysis in accordance with FCL QA and EPA approved methodology .
This Report may not be reproduced in part, results relate only to items tested.

Jefferson S. Flowers, Ph.d.
President/Technical Director

Jefferson L. Flowers, Ph.D
Jefferson S. Flowers, Ph.D
481 NEWBURYPORT Av.
ALTAMONTE SPRINGS
FLORIDA 32715 - 0597
BUS: (407) 339-5984
FAX: (407) 260-6110

Serving Your Analytical and Environmental Needs Since 1957

FLOWERS
CHEMICAL
LABORATORIES
INCORPORATED

Received From:
Sumter County Public Works
c/o Central Testing Labs
727 S. 14th Street
Leesburg, FL 32748

Date Reported : Mar28 2000
Project Number : 0084001.300
PO Number : SCPW
FDHRS Number : 83139
FDER Number : E83018
FDER COMQAPNum : 86-0008G
LDHH Number : 94-23
NCDEHNR Number : 296
SCDHEC Number : 96019

For: SEC93 INO93 TB NH4 GA Ra226/228
Date Sampled:Feb 3 2000 Date Received:Feb 4 2000 Lab Numbers: 13292-13298

REPORT OF ANALYSIS

Parameter	Unit	Reportable Detection Limit	%ACC	%PRC	13292 MW1	13293 MW2	13294 MW4	13295 MW6A	13296 MW7
Analysis_Error(Gb)	pCi/L	0.100			-	-	-	-	-
Aluminum	mg/L	.00181	97.4	6.13	0.639	1.09	0.419	6.53	0.711
Chloride	mg/L	0.149	70.6	1.96	50.1	65.6	21.8	14.7	17.6
Copper	mg/L	.00016	93.7	9.00	.00225	.00320	.00517	.00543	.00288
Fluoride	mg/L	0.110			-	-	-	-	-
Iron	mg/L	0.0340	100.	6.74	0.0806	0.176	0.0650	0.812	0.166
Manganese	mg/L	0.0123	96.8	7.38	<.0123	0.0261	<.0123	0.0152	<.0123
Silver	mg/L	.00016	114.	.070	.00046	.00123	.00148	.00149	.00054
Sulfate	mg/L	3.18	108.	7.97	<3.18	16.0	<3.18	11.3	6.58
Zinc	mg/L	.00048	86.7	6.12	.00811	.00583	.00806	0.0119	.00656
Color (color units)	PCU	5.00			<5.00	<5.00	70.0	60.0	<5.00
Odor (total odor num	TON	3.18			<3.18	<3.18	<3.18	<3.18	<3.18
pH	pH	0.0100	101.	2.65	7.39	6.84	7.32	7.71	7.88
TDS	mg/L	2.50	97.5	9.08	106.	140.	506.	210.	228.
Foaming_Agents	mg/L	0.506	79.5	.020	<0.506	<0.506	<0.506	<0.506	<0.506
Field DO	mg/L	0.100			5.90	2.20	6.00	8.02	5.70
Field Temp. (C)	oC	1.00			23.1	23.6	23.6	22.6	19.8
Field Conductivity	umhos/c	0.0100			22.0	-	23.0	-	-
Field pH (units)	pH	0.0100			6.76	6.53	6.79	6.80	7.00
Depth	ft	0.0100			27.0	33.5	27.0	33.5	29.6

Data Release Authorization
Sample integrity certified prior to analysis.Deficiencies are in QA Report Sec.4
Methods of analysis in accordance with FCL QA and EPA approved methodology .
This Report may not be reproduced in part, results relate only to items tested.

Jefferson S. Flowers, Ph.d.
President/Technical Director

Serving Your Analytical and Environmental Needs Since 1957

Jefferson L. Flowers, Ph.D
Jefferson S. Flowers, Ph.D
481 NEWBURYPORT Av.
ALTAMONTE SPRINGS
FLORIDA 32715 - 0597
BUS: (407) 339-5984
FAX: (407) 260-6110

FLOWERS
CHEMICAL
LABORATORIES
INCORPORATED

Received From:
Sumter County Public Works
c/o Central Testing Labs
727 S. 14th Street
Leesburg, FL 32748

Date Reported : Mar28 2000
Project Number : 0084001.300
PO Number : SCPW
FDHRS Number : 83139
FDER Number : E83018
FDER COMQAPNum : 86-0008G
LDHH Number : 94-23
NCDEHNR Number : 296
SCDHEC Number : 96019

For: SEC93 INO93 TB NH4 GA Ra226/228
Date Sampled:Feb 3 2000 Date Received:Feb 4 2000 Lab Numbers: 13292-13298

REPORT OF ANALYSIS

Parameter	Unit	Reportable Detection Limit	%ACC	%PRC	13297 MW8	13298 MW9
Analysis_Error(Gb)	pCi/L	0.100			-	-
Aluminum	mg/L	.00181	97.4	6.13	0.0243	1.12
Chloride	mg/L	0.149	70.6	1.96	19.0	22.5
Copper	mg/L	.00016	93.7	9.00	.00192	0.0168
Fluoride	mg/L	0.110			-	-
Iron	mg/L	0.0340	100.	6.74	0.0374	0.681
Manganese	mg/L	0.0123	96.8	7.38	<.0123	0.0287
Silver	mg/L	.00016	114.	.070	.00081	.00124
Sulfate	mg/L	3.18	108.	7.97	5.93	5.13
Zinc	mg/L	.00048	86.7	6.12	.00332	0.0428
Color (color units)	PCU	5.00			<5.00	20.0
Odor (total odor num	TON	3.18			<3.18	<3.18
pH	pH	0.0100	101.	2.65	7.30	6.93
TDS	mg/L	2.50	97.5	9.08	266.	524.
Foaming_Agents	mg/L	0.506	79.5	.020	<0.506	<0.506
Field DO	mg/L	0.100			8.00	6.20
Field Temp. (C)	oC	1.00			23.0	23.9
Field Conductivity	umhos/c	0.0100			-	-
Field pH (units)	pH	0.0100			5.50	5.92
Depth	ft	0.0100			26.2	28.3

Data Release Authorization
Sample integrity certified prior to analysis.Deficiencies are in QA Report Sec.4
Methods of analysis in accordance with FCL QA and EPA approved methodology .
This Report may not be reproduced in part, results relate only to items tested.

Jefferson S. Flowers, Ph.d.
President/Technical Director

Serving Your Analytical and Environmental Needs Since 1957

Jefferson L. Flowers, Ph.D
Jefferson S. Flowers, Ph.D
481 NEWBURYPORT Av.
ALTAMONTE SPRINGS
FLORIDA 32715 - 0597
BUS: (407) 339-5984
FAX: (407) 260-6110

Quality Assurance Report

Prepared for: Cent.Testing Lab
Project Number: 0084001.300
Lab Numbers: 13292 - 13298

Report date: 28-Mar-00

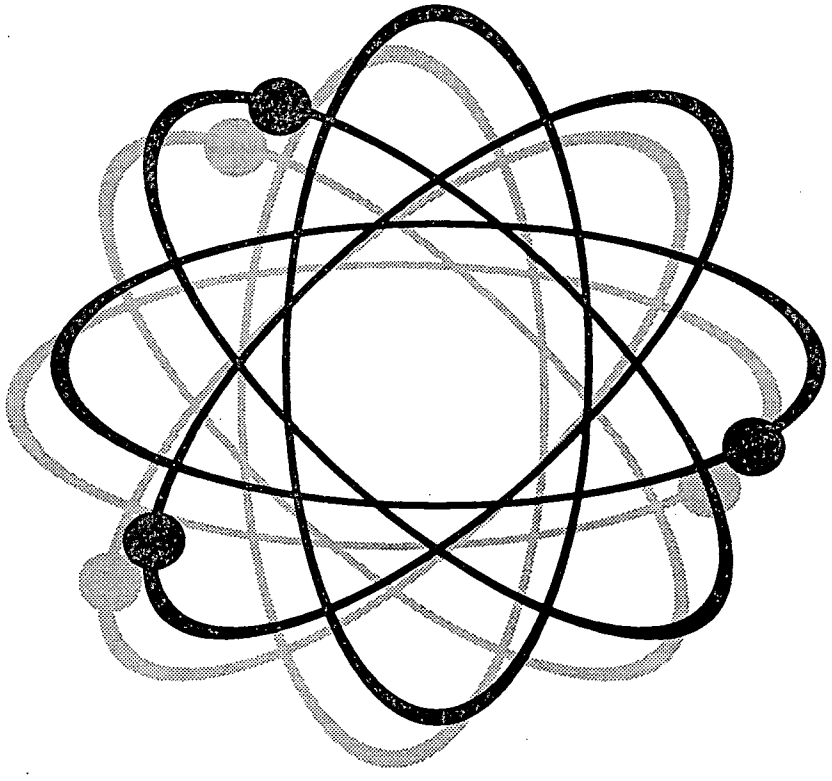

FLOWERS
CHEMICAL
LABORATORIES

FLOWERS CHEMICAL LABORATORIES, INC.

QA SDG Narrative Summary

Client:	Cent.Testing Lab
Project Number:	0084001.300
P.O. Number:	SCPW
Date Sampled:	3-Feb-00
Lab Numbers:	13292 - 13298

Sample Handling

Sample handling and holding time criteria were met for all samples.

Samples Collected by Submitter. No unusual events occured during analysis.

Surrogate Compound Recoveries:

The requested analytes did not require surrogates.

Accuracy / Precision:

The recovery limits were met for all compounds in the matrix spike as shown in section 2.
The recovery limits were met for all compounds in the matrix spike duplicate as shown in section 2.
The RSD was met for all compounds as shown in section 2.

Method Blanks:

No target compounds were found in the method blank in excess of the method limit as shown in section 3.

QCCS Check Sample:

The control limits were met for all compounds as shown in section 4.

Standards Traceability:

The t-test limits were met for all calibration standards as shown in section 5.
The t-test limits were met for all QCCS standards as shown in section 5.
The t-test limits were met for all matrix spike standards as shown in section 5.
There were 15 standard blanks.
The t-test limits were met for all surrogate spike standards as shown in section 5.

FLOWERS CHEMICAL LABORATORIES, INC.

QA Section 2

Matrix Spike Recovery

Client: Cent.Testing Lab
Project Number: 0084001.300
P.O. Number: SCPW
Date Sampled: 3-Feb-00
Lab Numbers: 13292 - 13298

Analyte	Unit	Analysis Method	Date	Spike Added	Sample Conc.	MS Conc.	MS Rec.	MSD Conc.	MSD Rec.	Acceptable Limits	STD Rec.	Acceptable Limits
Arsenic	mg/L	EPA6020	16-2000 1	0.2222	0.001	0.233	104%	0.214	95.6%	0.181 - 0.277	0.014	0 - 0.029
Barium	mg/L	EPA6020	16-2000 1	0.2222	0.023	0.249	101%	0.228	92.0%	0.190 - 0.310	0.015	0 - 0.032
Cadmium	mg/L	EPA6020	16-2000 1	0.2222	0.000	0.222	99.9%	0.200	89.9%	0.179 - 0.269	0.016	0 - 0.027
Chromium	mg/L	EPA6020	16-2000 1	0.2222	0.003	0.226	99.9%	0.206	91.2%	0.170 - 0.282	0.014	0 - 0.033
Cyanide	mg/L	SM4500-C	02-04-00	0.1	0.002	0.112	110%	0.114	112%	0.023 - 0.217	0.001	0 - 0.058
Fluoride	mg/L	SM4500F	21-2000 08	0.5	1.20	1.70	100%	1.71	102%	1.58 - 1.94	0.006	0 - 0.198
Lead	mg/L	EPA6020	6-2000 1	0.2222	0.004	0.253	112%	0.224	99.2%	0.181 - 0.282	0.021	0 - 0.027
Mercury	mg/L	EPA7470	02-11-00	0.002	<0.0002	0.002	105%	0.002	105%	0.002 - 0.003	0.000	0 - 0.000
Nickel	mg/L	EPA6020	6-2000 1	0.2222	0.003	0.209	92.9%	0.191	84.4%	0.155 - 0.282	0.013	0 - 0.034
Nitrite(as N)	mg/L	EPA353.2	02-04-00	0.2	0.026	0.214	93.8%	0.208	91.0%	0.090 - 0.329	0.004	0 - 0.056
Selenium	mg/L	EPA6020	6-2000 1	0.2222	0.001	0.212	95.0%	0.204	91.3%	0.172 - 0.278	0.006	0 - 0.030
Sodium	mg/L	EPA6010	02-09-00	5.5555	62.7	68.4	104%	69.0	114%	44.5 - 94.6	0.393	0 - 1.17
Antimony	mg/L	EPA6020	6-2000 1	0.2222	0.0002	0.242	109%	0.220	99.0%	0.169 - 0.288	0.016	0 - 0.037
Beryllium	mg/L	EPA6020	16-2000 1	0.4444	0.0002	0.415	93.4%	0.398	89.5%	0.302 - 0.649	0.012	0 - 0.087
Thallium	mg/L	EPA6020	6-2000 1	0.2222	0.000	0.227	102%	0.257	116%	0.171 - 0.289	0.021	0 - 0.036
Ammonium(as N)	mg/L	EPA350.1	02-04-00	0.1	<0.01	0.092	91.5%	0.092	91.5%	0.042 - 0.155	0.000	0 - 0.031
Aluminum	mg/L	EPA6020	17-2000 14	0.2222	0.041	0.257	97.4%	0.240	89.7%	0.154 - 0.369	0.012	0 - 0.059
Chloride	mg/L	EPA300	21-2000 15	0.5	1.25	1.57	63.6%	1.61	70.7%	0.771 - 2.40	0.025	0 - 0.135
Copper	mg/L	EPA6020	16-2000 1	0.2222	0.038	0.247	93.8%	0.223	83.0%	0.178 - 0.324	0.017	0 - 0.035
Iron	mg/L	EPA6010	02-09-00	5.5555	0.496	6.06	100%	5.61	92.1%	3.91 - 8.34	0.314	0 - 1.41
Manganese	mg/L	EPA6010	02-09-00	5.5555	0.016	5.40	96.9%	4.97	89.1%	3.99 - 7.22	0.306	0 - 0.991
Silver	mg/L	EPA6020	16-2000 1	0.0555	0.005	0.069	115%	0.069	115%	0.039 - 0.079	0.000	0 - 0.012
Sulfate	mg/L	EPA375.4	02-25-00	20	62.2	83.9	109%	76.7	72.3%	34.1 - 130	5.12	0 - 7.26
Zinc	mg/L	EPA6020	6-2000 1	0.2222	0.073	0.266	86.8%	0.248	78.8%	0.178 - 0.384	0.013	0 - 0.044

FLOWERS CHEMICAL LABORATORIES,INC.

QA Section 3

Method Blank Report

Client: Cent.Testing Lab
Project Number: 0084001.300
P.O. Number: SCPW
Date Sampled: 3-Feb-00
Lab Numbers: 13292 - 13298

Analyte	Unit	Method	Date	Concentration
Arsenic	mg/L	EPA6020	02-16-2000 11:19	<0.00002
Barium	mg/L	EPA6020	02-16-2000 11:19	<0.0002
Cadmium	mg/L	EPA6020	02-16-2000 11:19	<0.00002
Chromium	mg/L	EPA6020	02-16-2000 11:19	<0.00005
Cyanide	mg/L	SM4500-CN E	02-04-00	<0.0033
Fluoride	mg/L	SM4500F C	02-21-2000 08:35	<0.0347
Lead	mg/L	EPA6020	02-16-2000 11:19	<0.0001
Mercury	mg/L	EPA7470	02-11-00	<0.0002
Nickel	mg/L	EPA6020	02-16-2000 11:19	<0.0004
Nitrite(as N)	mg/L	EPA353.2	02-04-00	<0.0035
Selenium	mg/L	EPA6020	02-16-2000 11:19	<0.00022
Sodium	mg/L	EPA6010	02-09-00	<0.109
Antimony	mg/L	EPA6020	02-16-2000 11:19	<0.00022
Beryllium	mg/L	EPA6020	02-16-2000 11:19	<0.00028
Thallium	mg/L	EPA6020	02-16-2000 11:19	<0.00001
Turbidity	NTU	EPA180.1	02-04-00	<0.05
Ammonium(as N)	mg/L	EPA350.1	02-04-00	<0.01
Aluminum	mg/L	EPA6020	02-17-2000 14:08	<0.00057
Chloride	mg/L	EPA300	02-21-2000 15:30	<0.047
Copper	mg/L	EPA6020	02-16-2000 11:19	<0.00005
Iron	mg/L	EPA6010	02-09-00	<0.0107
Manganese	mg/L	EPA6010	02-09-00	<0.00388
Silver	mg/L	EPA6020	02-16-2000 11:19	<0.00005
Sulfate	mg/L	EPA375.4	02-25-00	<1
Zinc	mg/L	EPA6020	02-16-2000 11:19	<0.00015
pH (units)	pH	EPA150.1	02-04-00	<0.01

FLOWERS CHEMICAL LABORATORIES, INC.

QA Section 4

QCCS Sample Recovery

Client: Cent.Testing Lab
Project Number: 0084001.300
P.O. Number: SCPW
Date Sampled: 3-Feb-00
Lab Numbers: 13292 - 13298

Analyte	Unit	Method	Date	QCCS Expected	QCCS Measured	Rec. %	Acceptable Limits
Arsenic	mg/L	EPA6020	2-16-2000 11:1	0.200	0.203	101%	0.176 - 0.221
Barium	mg/L	EPA6020	2-16-2000 11:1	0.200	0.197	98.3%	0.174 - 0.230
Cadmium	mg/L	EPA6020	2-16-2000 11:1	0.200	0.193	96.7%	0.176 - 0.224
Chromium	mg/L	EPA6020	2-16-2000 11:1	0.200	0.193	96.7%	0.168 - 0.227
Cyanide	mg/L	SM4500-CN I	02-04-00	0.050	0.051	101%	0.030 - 0.077
Fluoride	mg/L	SM4500F C	2-21-2000 08:3	0.800	0.861	108%	0.837 - 0.900
Lead	mg/L	EPA6020	2-16-2000 11:1	0.200	0.226	113%	0.171 - 0.237
Mercury	mg/L	EPA7470	02-11-00	0.002	0.002	100%	0.002 - 0.002
Nickel	mg/L	EPA6020	2-16-2000 11:1	0.200	0.181	90.4%	0.164 - 0.230
Nitrite(as N)	mg/L	EPA353.2	02-04-00	0.500	0.493	98.7%	0.436 - 0.545
Selenium	mg/L	EPA6020	2-16-2000 11:1	0.200	0.198	98.9%	0.170 - 0.230
Sodium	mg/L	EPA6010	02-09-00	1.00	0.973	97.3%	0.774 - 1.22
Antimony	mg/L	EPA6020	2-16-2000 11:1	0.200	0.203	101%	0.173 - 0.221
Beryllium	mg/L	EPA6020	2-16-2000 11:1	0.400	0.365	91.3%	0.275 - 0.537
Thallium	mg/L	EPA6020	2-16-2000 11:1	0.200	0.236	118%	0.171 - 0.236
Turbidity	NTU	EPA180.1	02-04-00	4.00	4.10	103%	2.74 - 5.92
Ammonium(as N)	mg/L	EPA350.1	02-04-00	0.500	0.506	101%	0.418 - 0.582
Aluminum	mg/L	EPA6020	2-17-2000 14:0	0.200	0.195	97.6%	0.159 - 0.232
Chloride	mg/L	EPA300	2-21-2000 15:3	1.60	1.61	100%	1.19 - 2.20
Copper	mg/L	EPA6020	2-16-2000 11:1	0.200	0.183	91.5%	0.160 - 0.234
Iron	mg/L	EPA6010	02-09-00	1.00	1.07	107%	0.876 - 1.17
Manganese	mg/L	EPA6010	02-09-00	1.00	0.972	97.2%	0.865 - 1.11
Silver	mg/L	EPA6020	2-16-2000 11:1	0.100	0.100	99.5%	0.086 - 0.115
Sulfate	mg/L	EPA375.4	02-25-00	20.0	20.3	102%	14.4 - 25.9
Zinc	mg/L	EPA6020	2-16-2000 11:1	0.200	0.172	86.1%	0.160 - 0.234
pH (units)	pH	EPA150.1	02-04-00	7.00	7.14	102%	6.75 - 7.36

Jefferson L. Flowers, Ph.D.
Jefferson S. Flowers, Ph.D.
481 NEWBURYPORT
P.O. BOX 150-597
ALTAMONTE SPRINGS
FLORIDA 32715-0597
BUS: (407) 339-5984
FAX: (407) 260-6110

CHEMICAL LABORATORIES INCORPORATED

CHAIN OF CUSTODY RECORD

Client: Sumter County Public Works
Address: c/o Central Testing Lab
727 S. 14th St
Leesburg FL 34748
Phone: 352-787-1262

Sampled By (PRINT):

Sampler Signature: Date Sampled

FCL Client No.
FCL Project Manager: Stout
FCL Lab Coordinator
Requested Due Date: 10-day

P.O. Number
Project Name / No.: 058 4001.300
Contact

ITEM NO.	SAMPLE DESCRIPTION	TIME	MATRIX	LAB NO.	NO. OF CONTAINERS	PRESERVATIVES: UNPRESERVED	H_2SO_4	HNO_3	HCl	Cool
1	MW 1		GW	13292	6	4		1		1
2	MW 2			93						
3	MW 4			94						
4	MW 6A			95						
5	MW 7			96						
6	MW 8 MW 9			97 13298						

ANALYSES REQUEST: 8330 (93 w/ 16) · 8260 (8270) · TOC · NH4 · CN · Acetate · 1,4 Dioxane · SEC 3

<4°C
pH<2
pH>10

CARRIER	BAILERS	SHIP DATES: OUT / DATE	RETURNED / DATE

SPECIAL INSTRUCTIONS

RELINQUISHED BY / AFFILIATION	DATE	TIME	ACCEPTED BY / AFFILIATION	DATE	TIME
			FCL	2/4/00	0842

SHIP WITH SAMPLES/TO BE RETURNED WITH RESULTS

02/04/2000 08:13 13527287 5 CENTRAL TESTING LAB PAGE 02

65383

JRM
1/24/00

D.E.P.
AUG 25 1999
Southwest District Tampa

QUARTERLY GROUNDWATER MONITORING REPORT
SUMTER COUNTY SOLID WASTE
MANAGEMENT FACILITY
SUMTERVILLE, SUMTER COUNTY, FLORIDA

3RD QUARTER 1999 (7/14/99)
SAMPLING EVENT

DEP Form # 62-522.800(2)

Form Title GROUND WATER MONITORING REPORT

Effective Date

DEP Application No.

Florida Department of Environmental Protection

Twin Towers Office Bldg. 2600 Blair Stone Road Tallahassee, Florida 32399-2400

GROUND WATER MONITORING REPORT

Rule 62-522.600(11)

PART I GENERAL INFORMATION

(1) Facility Name Sumter County Solid Waste Management Facility

Address 319 E. Anderson Avenue

City Bushnell Zip 33513

Telephone Number (352) 793-0240

(2) The GMS Identification Number 4060C00092

(3) DEP Permit Number 22926-002-SF

(4) Authorized Representative Name Garry Breedon

Address 319 E. Anderson Avenue

City Bushnell Zip 33513

Telephone Number (352) 793-0240

(5) Type of Discharge

(6) Method of Discharge Groundwater Slow Rate Infiltration

Certification

I certify under penalty of law that I have personally examined and am familiar with the information submitted in this document and all attachments and that, based on my inquiry of those individuals immediately responsible for obtaining the information, I believe that the information is true, accurate, and complete. I am aware that there are significant penalties for submitting false information, including the possibility of fine and imprisonment.

Date: 8-20-99

Signature of Owner or Authorized Representative

PART II QUALITY ASSURANCE REQUIREMENTS

Sample Organization Comp QAP # 92011G

Analytical Lab Comp QAP #/HRS Certification # 860008G

Comp QAP #/HRS Certification # E83018 & 83139

Lab Name Flowers Chemical Laboratory

Address 481 Newburyport Avenue Altamonte Springs, FL 32701

Phone Number (407) 339-5984

ARAMETER MONITORING REPOR
(Rule 17-3.402, 17-3.404 - 17-3.406)

GMS# 4060C00092
Monitoring Well 4060A12054
Well Name MONITOR WELL 1
Classification of Groundwater G-II

Well Developed* Prior to
Sample Collection (Yes/No) YES

Sample Date 07-14-99
Well Type ( ) Background
( ) Site Boundary
(x) Intermediate
( ) Compliance
Groundwater Elevation
(above MSL) 43.75 ft.

STORET CODE	PARAMETER MONITORED	SAMPLING METHOD	ANALYSIS METHOD	ANALYSIS RESULTS	UNITS	SAMPLE FILTERED/ UNFILTERED	PRESERV ATIVES ADDED
000010	TEMPERATURE	GRAB	EPA 170.1	11.6	EC	UNFILTERED	NONE
000095	SPECIFIC CONDUCTANCE	GRAB	EPA 120.1	72	umhos	UNFILTERED	NONE
	ANTIMONY	GRAB	EPA 204.2	0.000541	mg/R	UNFILTERED	HNO_3
	ARSENIC	GRAB	EPA 206.3	<0.00005	mg/R	UNFILTERED	HNO_3
	BARIUM	GRAB	EPA 200.7	0.00470	mg/R	UNFILTERED	HNO_3
	BERYLLIUM	GRAB	EPA 210.1	0.000270	mg/R	UNFILTERED	HNO_3
001027	CADMIUM	GRAB	EPA 200.7	0.000836	mg/R	UNFILTERED	HNO_3
001034	CHROMIUM	GRAB	EPA 200.7	0.00358	mg/R	UNFILTERED	HNO_3
	CYANIDE	GRAB	EPA 335.2	<0.005	mg/R	UNFILTERED	NaOH
	FLUORIDE	GRAB	EPA 340.2	0.523	mg/R	UNFILTERED	NONE
	LEAD	GRAB	EPA 239.1	0.000378	mg/R	UNFILTERED	HNO_3
	MERCURY	GRAB	EPA 245.1	<0.0002	mg/R	UNFILTERED	HNO_3
	NICKEL	GRAB	EPA 200.7	0.00299	mg/R	UNFILTERED	HNO_3
000620	NITRATE	GRAB	EPA 353.1	0.456	mg/R	UNFILTERED	H_2SO_4
	NITRITE	GRAB	EPA 354.1	<0.01	mg/R	UNFILTERED	H_2SO_4
	TOTAL NITRATE AND NITRITE	GRAB	EPA 343.1	0.466	mg/R	UNFILTERED	H_2SO_4
	SELENIUM	GRAB	EPA 270.3	0.000301	mg/R	UNFILTERED	HNO_3
000929	SODIUM	GRAB	EPA 200.7	3.09	mg/R	UNFILTERED	NONE
	THALLIUM	GRAB	EPA 279.2	<0.0001	mg/R	UNFILTERED	HNO_3
	ALUMINUM	GRAB	EPA 200.7	0.186	mg/R	UNFILTERED	HNO_3
	CHLORIDE	GRAB	EPA 325.3	7.94	mg/R	UNFILTERED	NONE
000080	COLOR	GRAB	EPA 110.1	25.0	PTU	UNFILTERED	NONE

*Well development is the process of pumping the well prior to sampling in order to obtain a representative ground water sample.

DER Form 17-1.216(2)
Effective January 1, 1983

ARAMETER MONITORING REPOR
(Rule 17-3.402, 17-3.404 - 17-3.406)

GMS# 4060C00092
Monitoring Well 4060A12054
Well Name MONITOR WELL 1
Classification of Groundwater G-II

Well Developed* Prior to
Sample Collection (Yes/No) YES

Sample Date 07-14-99
Well Type ( ) Background
( ) Site Boundary
(x) Intermediate
( ) Compliance
Groundwater Elevation
(above MSL) 43.75 ft.

STORET CODE	PARAMETER MONITORED	SAMPLING METHOD	ANALYSIS METHOD	ANALYSIS RESULTS	UNITS	SAMPLE FILTERED/ UNFILTERED	PRESERV ATIVES ADDED
	COPPER	GRAB	EPA 220.1	0.0117	mg/R	UNFILTERED	HNO_3
	FLUORIDE	GRAB	EPA 340.1	0.523	mg/R	UNFILTERED	NONE
	FOAMING AGENTS	GRAB	EPA 425.1	<0.100	mg/R	UNFILTERED	NONE
900219	IRON	GRAB	EPA 236.1	0.0374	mg/R	UNFILTERED	HNO_3
	MANGANESE	GRAB	EPA 200.7	0.0271	mg/R	UNFILTERED	NONE
	ODOR	GRAB	EPA 140.1	<1.0	TON	UNFILTERED	NONE
000400	Ph	GRAB	EPA 150.1	7.25	ST.UN.	UNFILTERED	HNO_3
	SILVER	GRAB	EPA 200.7	<0.00005	mg/R	UNFILTERED	NONE
000945	SULFATE	GRAB	EPA 300.0	4.27	mg/R	UNFILTERED	HNO_3
070300	TOTAL DISSOLVED SOLIDS	GRAB	EPA 160.1	54	mg/R	UNFILTERED	NONE
082079	TURBIDITY	GRAB	EPA 180.1	17.0	NTU	UNFILTERED	NONE
900221	ZINC	GRAB	EPA 289.1	0.0175	mg/R	UNFILTERED	HNO_3
	AMMONIUM	GRAB	EPA 350.1	<0.01	mg/R	UNFILTERED	H_2SO_4
	GROSS ALPHA Excl. Ra & U	GRAB	EPA 900	9.10	pCi/R	UNFILTERED	HNO_3
	RADIUM 226	GRAB	EPA 903.1	1.30	pCi/R	UNFILTERED	HNO_3
	RADIUM 228	GRAB	EPA 904	5.70	pCi/R	UNFILTERED	HNO

*Well development is the process of pumping the well prior to sampling in order to obtain a representative ground water sample.

DER Form 17-1.216(2)
Effective January 1, 1983

ARAMETER MONITORING REPOR.
(Rule 17-3.402, 17-3.404 - 17-3.406)

GMS# 406000092
Monitoring Well 4060A12055
Well Name MONITOR WELL 2
Classification of Groundwater G-II

Well Developed* Prior to
Sample Collection (Yes/No) YES

Sample Date 07-14-99
Well Type (x) Background
( ) Site Boundary
( ) Intermediate
( ) Compliance
Groundwater Elevation
(above MSL) 43.98 ft.

STORET CODE	PARAMETER MONITORED	SAMPLING METHOD	ANALYSIS METHOD	ANALYSIS RESULTS	UNITS	SAMPLE FILTERED/ UNFILTERED	PRESERV ATIVES ADDED
000010	TEMPERATURE	GRAB	EPA 170.1	11.9	°C	UNFILTERED	NONE
000095	SPECIFIC CONDUCTANCE	GRAB	EPA 120.1	133	umhos	UNFILTERED	NONE
	ANTIMONY	GRAB	EPA 204.2	0.00422	mg/ℓ	UNFILTERED	HNO_3
	ARSENIC	GRAB	EPA 206.3	0.00060	mg/ℓ	UNFILTERED	HNO_3
	BARIUM	GRAB	EPA 200.7	0.0412	mg/ℓ	UNFILTERED	HNO_3
	BERYLLIUM	GRAB	EPA 210.1	0.000739	mg/ℓ	UNFILTERED	HNO_3
001027	CADMIUM	GRAB	EPA 200.7	0.00060	mg/ℓ	UNFILTERED	HNO_3
001034	CHROMIUM	GRAB	EPA 200.7	0.0134	mg/ℓ	UNFILTERED	HNO_3
	CYANIDE	GRAB	EPA 335.2	<0.005	mg/ℓ	UNFILTERED	NaOH
	FLUORIDE	GRAB	EPA 340.2	1.04	mg/ℓ	UNFILTERED	NONE
	LEAD	GRAB	EPA 239.1	0.00589	mg/ℓ	UNFILTERED	HNO_3
	MERCURY	GRAB	EPA 245.1	<0.0002	mg/ℓ	UNFILTERED	HNO_3
	NICKEL	GRAB	EPA 200.7	0.00519	mg/ℓ	UNFILTERED	HNO_3
000620	NITRATE	GRAB	EPA 353.1	0.973	mg/ℓ	UNFILTERED	H_2SO_4
	NITRITE	GRAB	EPA 354.1	0.0239	mg/ℓ	UNFILTERED	H_2SO_4
	TOTAL NITRATE AND NITRITE	GRAB	EPA 343.1	0.9969	mg/ℓ	UNFILTERED	H_2SO_4
	SELENIUM	GRAB	EPA 270.3	0.00107	mg/ℓ	UNFILTERED	HNO_3
000929	SODIUM	GRAB	EPA 200.7	4.75	mg/ℓ	UNFILTERED	NONE
	THALLIUM	GRAB	EPA 279.2	<0.0001	mg/ℓ	UNFILTERED	HNO_3
	ALUMINUM	GRAB	EPA 200.7	5.49	mg/ℓ	UNFILTERED	HNO_3

*Well development is the process of pumping the well prior to sampling in order to obtain a representative ground water sample.

DER Form 17-1.216(2)
Effective January 1, 1983

ARAMETER MONITORING REPOR
(Rule 17-3.402, 17-3.404 - 17-3.406)

GMS# 406000092
Monitoring Well 4060A12055
Well Name MONITOR WELL 2
Classification of Groundwater G-II

Well Developed* Prior to
Sample Collection (Yes/No) YES

Sample Date 07-14-99
Well Type (x) Background
( ) Site Boundary
( ) Intermediate
( ) Compliance
Groundwater Elevation
(above MSL) 43.98 ft.

STORET CODE	PARAMETER MONITORED	SAMPLING METHOD	ANALYSIS METHOD	ANALYSIS RESULTS	UNITS	SAMPLE FILTERED/ UNFILTERED	PRESERVATIVES ADDED
	CHLORIDE	GRAB	EPA 325.3	4.04	mg/ℓ	UNFILTERED	NONE
000080	COLOR	GRAB	EPA 110.1	100.0	PTU	UNFILTERED	NONE
	COPPER	GRAB	EPA 220.1	0.00767	mg/ℓ	UNFILTERED	HNO_3
	FLUORIDE	GRAB	EPA 340.1	1.04	mg/ℓ	UNFILTERED	NONE
	FOAMING AGENTS	GRAB	EPA 425.1	<0.100	mg/ℓ	UNFILTERED	NONE
	MANGANESE	GRAB	EPA 200.7	0.266	mg/ℓ	UNFILTERED	NONE
900219	IRON	GRAB	EPA 236.1	1.19	mg/ℓ	UNFILTERED	HNO_3
	ODOR	GRAB	EPA 140.1	<1.0	TON	UNFILTERED	NONE
000400	Ph	GRAB	EPA 150.1	6.90	ST. UN.	UNFILTERED	HNO_3
	SILVER	GRAB	EPA 200.7	0.000473	mg/ℓ	UNFILTERED	NONE
000945	SULFATE	GRAB	EPA 300.0	7.85	mg/ℓ	UNFILTERED	HNO_3
070300	TOTAL DISSOLVED SOLIDS	GRAB	EPA 160.1	90	mg/ℓ	UNFILTERED	NONE
082079	TURBIDITY	GRAB	EPA 180.1	29.6	NTU	UNFILTERED	NONE
900221	ZINC	GRAB	EPA 289.1	0.0132	mg/ℓ	UNFILTERED	HNO_3
	AMMONIUM	GRAB	EPA 350.1	0.02420	mg/ℓ	UNFILTERED	H_2SO_4
	GROSS ALPHA Excl. Ra & U	GRAB	EPA 900	5.30	pCi/ℓ	UNFILTERED	HNO_3
	RADIUM 226	GRAB	EPA 903.1	1.30	pCi/ℓ	UNFILTERED	HNO_3
	RADIUM 228	GRAB	EPA 904	1.00	pCi/ℓ	UNFILTERED	HNO_3

*Well development is the process of pumping the well prior to sampling in order to obtain a representative ground water sample.

DER Form 17-1.216(2)
Effective January 1, 1983

ARAMETER MONITORING REPOR
(Rule 17-3.402, 17-3.404 - 17-3.406)

GMS# 4060C00092
Monitoring Well 4060A12057
Well Name MONITOR WELL 4
Classification of Groundwater G-II

Well Developed* Prior to
Sample Collection (Yes/No) YES

Sample Date 07-14-99
Well Type ( ) Background
(x) Site Boundary
( ) Intermediate
( ) Compliance
Groundwater Elevation
(above MSL) 43.11 ft.

STORET CODE	PARAMETER MONITORED	SAMPLING METHOD	ANALYSIS METHOD	ANALYSIS RESULTS	UNITS	SAMPLE FILTERED/ UNFILTERED	PRESERVATIVES ADDED
000010	TEMPERATURE	GRAB	EPA 170.1	10.0	°C	UNFILTERED	NONE
000095	SPECIFIC CONDUCTANCE	GRAB	EPA 120.1	75	umhos	UNFILTERED	NONE
	ANTIMONY	GRAB	EPA 204.2	0.00237	mg/ℓ	UNFILTERED	HNO_3
	ARSENIC	GRAB	EPA 206.3	0.00102	mg/ℓ	UNFILTERED	HNO_3
	BARIUM	GRAB	EPA 200.7	0.0235	mg/ℓ	UNFILTERED	HNO_3
	BERYLLIUM	GRAB	EPA 210.1	.000377	mg/ℓ	UNFILTERED	HNO_3
001027	CADMIUM	GRAB	EPA 200.7	0.000911	µg/ℓ	UNFILTERED	HNO_3
001034	CHROMIUM	GRAB	EPA 200.7	0.00611	µg/ℓ	UNFILTERED	HNO_3
	CYANIDE	GRAB	EPA 335.2	<0.005	mg/ℓ	UNFILTERED	NaOH
	FLUORIDE	GRAB	EPA 340.2	0.695	mg/ℓ	UNFILTERED	NONE
	LEAD	GRAB	EPA 239.1	0.00353	mg/ℓ	UNFILTERED	HNO_3
	MERCURY	GRAB	EPA 245.1	<0.0002	mg/ℓ	UNFILTERED	HNO_3
	NICKEL	GRAB	EPA 200.7	0.00379	mg/ℓ	UNFILTERED	HNO_3
000620	NITRATE	GRAB	EPA 353.1	18.3	mg/ℓ	UNFILTERED	H_2SO_4
	NITRITE	GRAB	EPA 354.1	0.162	mg/ℓ	UNFILTERED	H_2SO_4
	TOTAL NITRATE AND NITRITE	GRAB	EPA 343.1	18.462	mg/ℓ	UNFILTERED	H_2SO_4
	SELENIUM	GRAB	EPA 270.3	0.00357	mg/ℓ	UNFILTERED	HNO_3
000929	SODIUM	GRAB	EPA 200.7	53.1	mg/ℓ	UNFILTERED	NONE
	THALLIUM	GRAB	EPA 279.2	0.00186	mg/ℓ	UNFILTERED	HNO_3
	ALUMINUM	GRAB	EPA 200.7	3.21	mg/ℓ	UNFILTERED	HNO_3
	CHLORIDE	GRAB	EPA 325.3	67.8.	mg/ℓ	UNFILTERED	NONE

*Well development is the process of pumping the well prior to sampling in order to obtain a representative ground water sample.

DER Form 17-1.216(2)
Effective January 1, 1983

ARAMETER MONITORING REPOR
(Rule 17-3.402, 17-3.404 - 17-3.406)

GMS# 4060C00092
Monitoring Well 4060A12057
Well Name MONITOR WELL 4
Classification of Groundwater G-II

Sample Date 07-14-99
Well Type ( ) Background
(x) Site Boundary
( ) Intermediate
( ) Compliance
Groundwater Elevation
(above MSL) 43.11 ft.

Well Developed* Prior to
Sample Collection (Yes/No) YES

STORET CODE	PARAMETER MONITORED	SAMPLING METHOD	ANALYSIS METHOD	ANALYSIS RESULTS	UNITS	SAMPLE FILTERED/ UNFILTERED	PRESERV ATIVES ADDED
000080	COLOR	GRAB	EPA 110.1	20.0	PTU	UNFILTERED	NONE
	COPPER	GRAB	EPA 220.1	0.0103	mg/ℓ	UNFILTERED	HNO_3
	FLUORIDE	GRAB	EPA 340.1	0.695	mg/ℓ	UNFILTERED	NONE
	FOAMING AGENTS	GRAB	EPA 425.1	<0.1	mg/ℓ	UNFILTERED	NONE
900219	IRON	GRAB	EPA 236.1	0.254	mg/ℓ	UNFILTERED	HNO_3
	MANGANESE	GRAB	EPA 200.7	0.0194	mg/ℓ	UNFILTERED	NONE
	ODOR	GRAB	EPA 140.1	<1.0	TON	UNFILTERED	NONE
000400	Ph	GRAB	EPA 150.1	7.04	ST.UN.	UNFILTERED	HNO_3
	SILVER	GRAB	EPA 200.7	0.000282	mg/ℓ	UNFILTERED	NONE
000945	SULFATE	GRAB	EPA 300.0	9.11	mg/ℓ	UNFILTERED	HNO_3
070300	TOTAL DISSOLVED SOLIDS	GRAB	EPA 160.1	304	mg/ℓ	UNFILTERED	NONE
082079	TURBIDITY	GRAB	EPA 180.1	33.0	NTU	UNFILTERED	NONE
900221	ZINC	GRAB	EPA 289.1	0.0137	mg/ℓ	UNFILTERED	HNO_3
	AMMONIUM	GRAB	EPA 350.1	0.0523	mg/ℓ	UNFILTERED	H_2SO_4
	GROSS ALPHA Excl. Ra & U	GRAB	EPA 900	27.0	pCi/ℓ	UNFILTERED	HNO_3
	RADIUM 226	GRAB	EPA 903.1	2.20	pCi/ℓ	UNFILTERED	HNO_3
	RADIUM 228	GRAB	EPA 904	0.700	pCi/ℓ	UNFILTERED	HNO_3

*Well development is the process of pumping the well prior to sampling in order to obtain a representative ground water sample.

DER Form 17-1.216(2)
Effective January 1, 1983

ARAMETER MONITORING REPOR.
(Rule 17-3.402, 17-3.404 - 17-3.406)

GMS# 4060C00092
Monitoring Well 4060A12057
Well Name MONITOR WELL 6A
Classification of Groundwater G-II

Well Developed* Prior to
Sample Collection (Yes/No) YES

Sample Date 07-14-99
Well Type ( ) Background
( ) Site Boundary
( ) Intermediate
(x) Compliance
Groundwater Elevation
(above MSL) 44.04 ft.

STORET CODE	PARAMETER MONITORED	SAMPLING METHOD	ANALYSIS METHOD	ANALYSIS RESULTS	UNITS	SAMPLE FILTERED/ UNFILTERED	PRESERV ATIVES ADDED
000010	TEMPERATURE	GRAB	EPA 170.1	13.4	°C	UNFILTERED	NONE
000095	SPECIFIC CONDUCTANCE	GRAB	EPA 120.1	195	umhos	UNFILTERED	NONE
	ANTIMONY	GRAB	EPA 204.2	0.00206	mg/ℓ	UNFILTERED	HNO_3
	ARSENIC	GRAB	EPA 206.3	0.000583	mg/ℓ	UNFILTERED	HNO_3
	BARIUM	GRAB	EPA 200.7	0.0229	mg/ℓ	UNFILTERED	HNO_3
	BERYLLIUM	GRAB	EPA 210.1	0.000122	mg/ℓ	UNFILTERED	HNO_3
001027	CADMIUM	GRAB	EPA 200.7	0.00127	mg/ℓ	UNFILTERED	HNO_3
001034	CHROMIUM	GRAB	EPA 200.7	0.0197	mg/ℓ	UNFILTERED	HNO_3
	CYANIDE	GRAB	EPA 335.2	<0.005	mg/ℓ	UNFILTERED	NaOH
	FLUORIDE	GRAB	EPA 340.2	0.523	mg/ℓ	UNFILTERED	NONE
	LEAD	GRAB	EPA 239.1	0.00328	mg/ℓ	UNFILTERED	HNO_3
	MERCURY	GRAB	EPA 245.1	<0.0002	mg/ℓ	UNFILTERED	HNO_3
	NICKEL	GRAB	EPA 200.7	0.00678	mg/ℓ	UNFILTERED	HNO_3
000620	NITRATE	GRAB	EPA 353.1	5.00	mg/ℓ	UNFILTERED	H_2SO_4
	NITRITE	GRAB	EPA 354.1	<0.0100	mg/ℓ	UNFILTERED	H_2SO_4
	TOTAL NITRATE AND NITRITE	GRAB	EPA 343.1	5.01	mg/ℓ	UNFILTERED	H_2SO_4
	SELENIUM	GRAB	EPA 270.3	0.000369	mg/ℓ	UNFILTERED	HNO_3
000929	SODIUM	GRAB	EPA 200.7	4.58	mg/ℓ	UNFILTERED	NONE
	THALLIUM	GRAB	EPA 279.2	0.000145	mg/ℓ	UNFILTERED	HNO_3
	ALUMINUM	GRAB	EPA 200.7	4.11	mg/ℓ	UNFILTERED	HNO_3

*Well development is the process of pumping the well prior to sampling in order to obtain a representative ground water sample.

DER Form 17-1.216(2)
Effective January 1, 1983

ARAMETER MONITORING REPOR
(Rule 17-3.402, 17-3.404 - 17-3.406)

GMS# 4060C00092
Monitoring Well 4060A12057
Well Name MONITOR WELL 6A
Classification of Groundwater G-II

Well Developed* Prior to
Sample Collection (Yes/No) YES

Sample Date 07-14-99
Well Type ( ) Background
( ) Site Boundary
( ) Intermediate
(x) Compliance
Groundwater Elevation
(above MSL) 44.04 ft.

STORET CODE	PARAMETER MONITORED	SAMPLING METHOD	ANALYSIS METHOD	ANALYSIS RESULTS	UNITS	SAMPLE FILTERED/ UNFILTERED	PRESERV ATIVES ADDED
	CHLORIDE	GRAB	EPA 325.3	8.08	mg/ℓ	UNFILTERED	NONE
000080	COLOR	GRAB	EPA 110.1	40.0	PTU	UNFILTERED	NONE
	COPPER	GRAB	EPA 220.1	0.00917	mg/ℓ	UNFILTERED	HNO_3
	FLUORIDE	GRAB	EPA 340.1	0.523	mg/ℓ	UNFILTERED	NONE
	FOAMING AGENTS	GRAB	EPA 425.1	<0.1	mg/ℓ	UNFILTERED	NONE
900219	IRON	GRAB	EPA 236.1	0.546	mg/ℓ	UNFILTERED	HNO_3
	MANGANESE	GRAB	EPA 200.7	0.0253	mg/ℓ	UNFILTERED	NONE
	ODOR	GRAB	EPA 140.1	<1.0	TON	UNFILTERED	NONE
000400	Ph	GRAB	EPA 150.1	7.45	ST.UN.	UNFILTERED	HNO_3
	SILVER	GRAB	EPA 200.7	0.000194	mg/ℓ	UNFILTERED	NONE
000945	SULFATE	GRAB	EPA 300.0	6.63	mg/ℓ	UNFILTERED	HNO_3
070300	TOTAL DISSOLVED SOLIDS	GRAB	EPA 160.1	178	mg/ℓ	UNFILTERED	NONE
082079	TURBIDITY	GRAB	EPA 180.1	34.0	NTU	UNFILTERED	NONE
900221	ZINC	GRAB	EPA 289.1	0.0146	mg/ℓ	UNFILTERED	HNO_3
	AMMONIUM	GRAB	EPA 350.1	0.0385	mg/ℓ	UNFILTERED	H_2SO_4
	GROSS ALPHA Excl. Ra & U	GRAB	EPA 900	36.0	pCi/ℓ	UNFILTERED	HNO_3
	RADIUM 226	GRAB	EPA 903.1	3.00	pCi/ℓ	UNFILTERED	HNO_3
	RADIUM 228	GRAB	EPA 904	19.3	pCi/ℓ	UNFILTERED	HNO_3

*Well development is the process of pumping the well prior to sampling in order to obtain a representative ground water sample.

DER Form 17-1.216(2)
Effective January 1, 1983

ARAMETER MONITORING REPOR.
(Rule 17-3.402, 17-3.404 - 17-3.406)

GMS# 4060C00092
Monitoring Well 4060A14304
Well Name MONITOR WELL 7
Classification of Groundwater G-II

Well Developed* Prior to
Sample Collection (Yes/No) YES

Sample Date 07-14-99
Well Type ( ) Background
( ) Site Boundary
( ) Intermediate
(x) Compliance
Groundwater Elevation
(above MSL) 44.39 ft.

STORET CODE	PARAMETER MONITORED	SAMPLING METHOD	ANALYSIS METHOD	ANALYSIS RESULTS	UNITS	SAMPLE FILTERED/ UNFILTERED	PRESERVATIVES ADDED
000010	TEMPERATURE	GRAB	EPA 170.1	10.0	°C	UNFILTERED	NONE
000095	SPECIFIC CONDUCTANCE	GRAB	EPA 120.1	261	umhos	UNFILTERED	NONE
	ANTIMONY	GRAB	EPA 204.2	0.00326	mg/ℓ	UNFILTERED	HNO_3
	ARSENIC	GRAB	EPA 206.3	0.00128	mg/ℓ	UNFILTERED	HNO_3
	BARIUM	GRAB	EPA 200.7	0.0594	mg/ℓ	UNFILTERED	HNO_3
	BERYLLIUM	GRAB	EPA 210.1	0.00184	mg/ℓ	UNFILTERED	HNO_3
001027	CADMIUM	GRAB	EPA 200.7	0.00353	mg/ℓ	UNFILTERED	HNO_3
001034	CHROMIUM	GRAB	EPA 200.7	0.0617	mg/ℓ	UNFILTERED	HNO_3
	CYANIDE	GRAB	EPA 335.2	<0.005	mg/ℓ	UNFILTERED	NaOH
	FLUORIDE	GRAB	EPA 340.2	1.04	mg/ℓ	UNFILTERED	NONE
	LEAD	GRAB	EPA 239.1	0.00928	mg/ℓ	UNFILTERED	HNO_3
	MERCURY	GRAB	EPA 245.1	<0.0002	mg/ℓ	UNFILTERED	HNO_3
	NICKEL	GRAB	EPA 200.7	0.0179	mg/ℓ	UNFILTERED	HNO_3
000620	NITRATE	GRAB	EPA 353.1	<0.02	mg/ℓ	UNFILTERED	H_2SO_4
	NITRITE	GRAB	EPA 354.1	0.0146	mg/ℓ	UNFILTERED	H_2SO_4
	TOTAL NITRATE AND NITRITE	GRAB	EPA 343.1	0.0346	mg/ℓ	UNFILTERED	H_2SO_4
	SELENIUM	GRAB	EPA 270.3	0.000556	mg/ℓ	UNFILTERED	HNO_3
000929	SODIUM	GRAB	EPA 200.7	4.77	mg/ℓ	UNFILTERED	NONE
	THALLIUM	GRAB	EPA 279.2	0.000223	mg/ℓ	UNFILTERED	HNO_3
	ALUMINUM	GRAB	EPA 200.7	11.4	mg/ℓ	UNFILTERED	HNO_3
	CHLORIDE	GRAB	EPA 325.3	7.07	mg/ℓ	UNFILTERED	NONE

*Well development is the process of pumping the well prior to sampling in order to obtain a representative ground water sample.

DER Form 17-1.216(2)
Effective January 1, 1983

ARAMETER MONITORING REPOR.
(Rule 17-3.402, 17-3.404 - 17-3.406)

GMS# 4060C00092
Monitoring Well 4060A14304
Well Name MONITOR WELL 7
Classification of Groundwater G-II

Well Developed* Prior to
Sample Collection (Yes/No) YES

Sample Date 07-14-99
Well Type ( ) Background
( ) Site Boundary
( ) Intermediate
(x) Compliance
Groundwater Elevation
(above MSL) 44.39 ft.

STORET CODE	PARAMETER MONITORED	SAMPLING METHOD	ANALYSIS METHOD	ANALYSIS RESULTS	UNITS	SAMPLE FILTERED/ UNFILTERED	PRESERVATIVES ADDED
000080	COLOR	GRAB	EPA 110.1	150.0	PTU	UNFILTERED	NONE
	COPPER	GRAB	EPA 220.1	0.00867	mg/ℓ	UNFILTERED	HNO_3
	FLUORIDE	GRAB	EPA 340.1	1.04	mg/ℓ	UNFILTERED	NONE
	FOAMING AGENTS	GRAB	EPA 425.1	<0.1	mg/ℓ	UNFILTERED	NONE
900219	IRON	GRAB	EPA 236.1	1.84	mg/ℓ	UNFILTERED	HNO_3
	MANGANESE	GRAB	EPA 200.7	0.0367	mg/ℓ	UNFILTERED	NONE
	ODOR	GRAB	EPA 140.1	<1.00	TON	UNFILTERED	NONE
000400	Ph	GRAB	EPA 150.1	7.34	ST.UN.	UNFILTERED	HNO_3
	SILVER	GRAB	EPA 200.7	0.00839	mg/ℓ	UNFILTERED	NONE
000945	SULFATE	GRAB	EPA 300.0	3.21	mg/ℓ	UNFILTERED	HNO_3
070300	TOTAL DISSOLVED SOLIDS	GRAB	EPA 160.1	216	mg/ℓ	UNFILTERED	NONE
082079	TURBIDITY	GRAB	EPA 180.1	116.0	NTU	UNFILTERED	NONE
900221	ZINC	GRAB	EPA 289.1	0.0231	mg/ℓ	UNFILTERED	HNO_3
	AMMONIUM	GRAB	EPA 350.1	0.0173	mg/ℓ	UNFILTERED	H_2SO_4
	GROSS ALPHA Excl. Ra & U	GRAB	EPA 900	83.0	pCi/ℓ	UNFILTERED	HNO_3
	RADIUM 226	GRAB	EPA 903.1	1.90	pCi/ℓ	UNFILTERED	HNO_3
	RADIUM 228	GRAB	EPA 904	<0.3	pCi/ℓ	UNFILTERED	HNO_3

*Well development is the process of pumping the well prior to sampling in order to obtain a representative ground water sample.

DER Form 17-1.216(2)
Effective January 1, 1983

ARAMETER MONITORING REPOR
(Rule 17-3.402, 17-3.404 - 17-3.406)

GMS# 4060C00092
Monitoring Well 4060A17008
Well Name MONITOR WELL 8
Classification of Groundwater G-II

Well Developed* Prior to
Sample Collection (Yes/No) YES

Sample Date 07-14-99
Well Type (x) Background
( ) Site Boundary
( ) Intermediate
( ) Compliance
Groundwater Elevation
(above MSL) 44.76 ft.

STORET CODE	PARAMETER MONITORED	SAMPLING METHOD	ANALYSIS METHOD	ANALYSIS RESULTS	UNITS	SAMPLE FILTERED/ UNFILTERED	PRESERV ATIVES ADDED
000010	TEMPERATURE	GRAB	EPA 170.1	10.0	°C	UNFILTERED	NONE
000095	SPECIFIC CONDUCTANCE	GRAB	EPA 120.1	551	umhos	UNFILTERED	NONE
	ANTIMONY	GRAB	EPA 204.2	<.0002	mg/ℓ	UNFILTERED	HNO_3
	ARSENIC	GRAB	EPA 206.3	0.000523	mg/ℓ	UNFILTERED	HNO_3
	BARIUM	GRAB	EPA 200.7	0.00834	mg/ℓ	UNFILTERED	HNO_3
	BERYLLIUM	GRAB	EPA 210.1	<0.0001	mg/ℓ	UNFILTERED	HNO_3
001027	CADMIUM	GRAB	EPA 200.7	0.000605	mg/ℓ	UNFILTERED	HNO_3
001034	CHROMIUM	GRAB	EPA 200.7	0.0146	mg/ℓ	UNFILTERED	HNO_3
	CYANIDE	GRAB	EPA 335.2	<0.005	mg/ℓ	UNFILTERED	NaOH
	FLUORIDE	GRAB	EPA 340.2	0.924	mg/ℓ	UNFILTERED	NONE
	LEAD	GRAB	EPA 239.1	0.000325	mg/ℓ	UNFILTERED	HNO_3
	MERCURY	GRAB	EPA 245.1	<0.0002	mg/ℓ	UNFILTERED	HNO_3
	NICKEL	GRAB	EPA 200.7	0.00713	mg/ℓ	UNFILTERED	HNO_3
000620	NITRATE	GRAB	EPA 353.1	1.65	mg/ℓ	UNFILTERED	H_2SO_4
	NITRITE	GRAB	EPA 354.1	0.0121	mg/ℓ	UNFILTERED	H_2SO_4
	TOTAL NITRATE AND NITRITE	GRAB	EPA 343.1	1.6621	mg/ℓ	UNFILTERED	H_2SO_4
	SELENIUM	GRAB	EPA 270.3	0.000925	mg/ℓ	UNFILTERED	HNO_3
000929	SODIUM	GRAB	EPA 200.7	12.3	mg/ℓ	UNFILTERED	NONE
	THALLIUM	GRAB	EPA 279.2	0.000182	mg/ℓ	UNFILTERED	HNO_3
	ALUMINUM	GRAB	EPA 200.7	0.0240	mg/ℓ	UNFILTERED	HNO_3
	CHLORIDE	GRAB	EPA 325.3	6.90	mg/ℓ	UNFILTERED	NONE

*Well development is the process of pumping the well prior to sampling in order to obtain a representative ground water sample.

DER Form 17-1.216(2)
Effective January 1, 1983

PARAMETER MONITORING REPOI
(Rule 17-3.402, 17-3.404 - 17-3.406)

GMS# 4060C00092
Monitoring Well 4060A17008
Well Name MONITOR WELL 8
Classification of Groundwater G-II

Well Developed* Prior to
Sample Collection (Yes/No) YES

Sample Date 07-14-99
Well Type (x) Background
( ) Site Boundary
( ) Intermediate
( ) Compliance
Groundwater Elevation
(above MSL) 44.76 ft.

STORET CODE	PARAMETER MONITORED	SAMPLING METHOD	ANALYSIS METHOD	ANALYSIS RESULTS	UNITS	SAMPLE FILTERED/ UNFILTERED	PRESERVATIVES ADDED
000080	COLOR	GRAB	EPA 110.1	50.0	PTU	UNFILTERED	NONE
	COPPER	GRAB	EPA 220.1	0.00324	mg/ℓ	UNFILTERED	HNO_3
	FLUORIDE	GRAB	EPA 340.1	0.924	mg/ℓ	UNFILTERED	NONE
	FOAMING AGENTS	GRAB	EPA 425.1	<0.1	mg/ℓ	UNFILTERED	NONE
900219	IRON	GRAB	EPA 236.1	1.40	mg/ℓ	UNFILTERED	HNO_3
	MANGANESE	GRAB	EPA 200.7	0.0960	mg/ℓ	UNFILTERED	NONE
	ODOR	GRAB	EPA 140.1	<1	TON	UNFILTERED	NONE
000400	Ph	GRAB	EPA 150.1	6.65	ST.UN.	UNFILTERED	HNO_3
	SILVER	GRAB	EPA 200.7	<0.00005	mg/ℓ	UNFILTERED	NONE
000945	SULFATE	GRAB	EPA 300.0	5.84	mg/ℓ	UNFILTERED	HNO_3
070300	TOTAL DISSOLVED SOLIDS	GRAB	EPA 160.1	398	mg/ℓ	UNFILTERED	NONE
082079	TURBIDITY	GRAB	EPA 180.1	26.0	NTU	UNFILTERED	NONE
900221	ZINC	GRAB	EPA 289.1	0.00922	mg/ℓ	UNFILTERED	HNO_3
	AMMONIUM	GRAB	EPA 350.1	3.59	mg/ℓ	UNFILTERED	H_2SO_4
	GROSS ALPHA Excl. Ra & U	GRAB	EPA 900	2.10	pCi/ℓ	UNFILTERED	HNO_3
	RADIUM 266	GRAB	EPA 903.1	2.50	pCi/ℓ	UNFILTERED	HNO_3
	RADIUM 228	GRAB	EPA 904	<0.3	pCi/ℓ	UNFILTERED	HNO_3

*Well development is the process of pumping the well prior to sampling in order to obtain a representative ground water sample.

DER Form 17-1.216(2)
Effective January 1, 1983

ARAMETER MONITORING REPOR
(Rule 17-3.402, 17-3.404 - 17-3.406)

GMS# 4060C00092
Monitoring Well 4060A17009
Well Name MONITOR WELL 9
Classification of Groundwater G-II

Well Developed* Prior to
Sample Collection (Yes/No) YES

Sample Date 07-14-99
Well Type (x) Background
( ) Site Boundary
( ) Intermediate
( ) Compliance
Groundwater Elevation
(above MSL) 44.45 ft.

STORET CODE	PARAMETER MONITORED	SAMPLING METHOD	ANALYSIS METHOD	ANALYSIS RESULTS	UNITS	SAMPLE FILTERED/ UNFILTERED	PRESERVATIVES ADDED
000010	TEMPERATURE	GRAB	EPA 170.1	11.8	°C	UNFILTERED	NONE
000095	SPECIFIC CONDUCTANCE	GRAB	EPA 120.1	986	umhos	UNFILTERED	NONE
	ANTIMONY	GRAB	EPA 204.2	0.00128	mg/ℓ	UNFILTERED	HNO_3
	ARSENIC	GRAB	EPA 206.3	0.00406	mg/ℓ	UNFILTERED	HNO_3
	BARIUM	GRAB	EPA 200.7	0.0184	mg/ℓ	UNFILTERED	HNO_3
	BERYLLIUM	GRAB	EPA 210.1	<0.0001	mg/ℓ	UNFILTERED	HNO_3
001027	CADMIUM	GRAB	EPA 200.7	0.000853	µg/ℓ	UNFILTERED	HNO_3
001034	CHROMIUM	GRAB	EPA 200.7	0.0419	µg/ℓ	UNFILTERED	HNO_3
	CYANIDE	GRAB	EPA 335.2	<0.005	mg/ℓ	UNFILTERED	NaOH
	FLUORIDE	GRAB	EPA 340.2	0.504	mg/ℓ	UNFILTERED	NONE
	LEAD	GRAB	EPA 239.1	<0.0001	mg/ℓ	UNFILTERED	HNO_3
	MERCURY	GRAB	EPA 245.1	<0.0002	mg/ℓ	UNFILTERED	HNO_3
	NICKEL	GRAB	EPA 200.7	0.0197	mg/ℓ	UNFILTERED	HNO_3
000620	NITRATE	GRAB	EPA 353.1	0.0518	mg/ℓ	UNFILTERED	H_2SO_4
	NITRITE	GRAB	EPA 354.1	<0.0100	mg/ℓ	UNFILTERED	H_2SO_4
	TOTAL NITRATE AND NITRITE	GRAB	EPA 343.1	0.0618	mg/ℓ	UNFILTERED	H_2SO_4
	SELENIUM	GRAB	EPA 270.3	0.00148	mg/ℓ	UNFILTERED	HNO_3
000929	SODIUM	GRAB	EPA 200.7	22.1	mg/ℓ	UNFILTERED	NONE
	THALLIUM	GRAB	EPA 279.2	0.000297	mg/ℓ	UNFILTERED	HNO_3
	ALUMINUM	GRAB	EPA 200.7	0.00294	mg/ℓ	UNFILTERED	HNO_3

*Well development is the process of pumping the well prior to sampling in order to obtain a representative ground water sample.

ARAMETER MONITORING REPOI
(Rule 17-3.402, 17-3.404 - 17-3.406)

GMS# 4060C00092
Monitoring Well 4060A17009
Well Name MONITOR WELL 9
Classification of Groundwater G-II

Well Developed* Prior to
Sample Collection (Yes/No) YES

Sample Date 07-14-99
Well Type (x) Background
( ) Site Boundary
( ) Intermediate
( ) Compliance
Groundwater Elevation
(above MSL) 44.45 ft.

STORET CODE	PARAMETER MONITORED	SAMPLING METHOD	ANALYSIS METHOD	ANALYSIS RESULTS	UNITS	SAMPLE FILTERED/ UNFILTERED	PRESERV ATIVES ADDED
	CHLORIDE	GRAB	EPA 325.3	5.48	mg/ℓ	UNFILTERED	NONE
000080	COLOR	GRAB	EPA 110.1	30.00	PTU	UNFILTERED	NONE
	COPPER	GRAB	EPA 220.1	0.00117	mg/ℓ	UNFILTERED	HNO_3
	FLUORIDE	GRAB	EPA 340.1	0.504	mg/ℓ	UNFILTERED	NONE
	FOAMING AGENTS	GRAB	EPA 425.1	<0.100	mg/ℓ	UNFILTERED	NONE
900219	IRON	GRAB	EPA 236.1	0.605	mg/ℓ	UNFILTERED	HNO_3
	MANGANESE	GRAB	EPA 903.1	0.128	mg/ℓ	UNFILTERES	NONE
	ODOR	GRAB	EPA 140.1	<1	TON	UNFILTERED	NONE
000400	Ph	GRAB	EPA 150.1	6.41	ST.UN.	UNFILTERED	HNO_3
	SILVER	GRAB	EPA 200.7	<0.00005	mg/ℓ	UNFILTERED	NONE
000945	SULFATE	GRAB	EPA 300.0	4.50	mg/ℓ	UNFILTERED	HNO_3
070300	TOTAL DISSOLVED SOLIDS	GRAB	EPA 160.1	400	mg/ℓ	UNFILTERED	NONE
082079	TURBIDITY	GRAB	EPA 180.1	32.0	NTU	UNFILTERED	NONE
900221	ZINC	GRAB	EPA 289.1	0.0156	mg/ℓ	UNFILTERED	HNO_3
	AMMONIUM	GRAB	EPA 350.1	<0.01	mg/ℓ	UNFILTERED	H_2SO_4
	GROSS ALPHA Excl. Ra & U	GRAB	EPA 900	6.70	pCi/ℓ	UNFILTERED	HNO_3
	RADIUM 226	GRAB	EPA 903.1	4.50	pCi/ℓ	UNFILTERED	HNO_3
	RADIUM 228	GRAB	EPA 904	<0.3	pCi/ℓ	UNFILTERED	HNO_3

*Well development is the process of pumping the well prior to sampling in order to obtain a representative ground water sample.

DER Form 17-1.216(2)
Effective January 1, 1983

FLOWERS
CHEMICAL
LABORATORIES
INCORPORATED

Received From:
Cent.Testing Lab
PO Box 883
FloralCity,FL 34436

Date Reported : Aug10 1999
Project Number : Sumter Landfill
PO Number : N/A
FDHRSDW Number : 83139
NYSDOH Number : 11595
FDER COMQAPNum : 86-0008G
LDHH Number : 94-23
NCDEHNR Number : 296
SCDHEC Number : 96019

For: SL1
Date Sampled:Jul14 1999 Date Received:Jul14 1999 Lab Numbers: 15726-15732

REPORT OF ANALYSIS

Parameter	Unit	Method Detection Limit	%ACC	%PRC	15726
Arsenic	mg/L	0.0000500	98.7	2.49	<0.0000500
Barium	mg/L	0.000400	98.2	3.87	0.00470
Cadmium	mg/L	0.0000500	94.7	1.64	0.000836
Chromium	mg/L	0.000200	100.	3.17	0.00358
Cyanide	mg/L	0.00500	115.	.550	<0.00500
Fluoride	mg/L	0.0100	99.3	7.65	0.523
Lead	mg/L	0.000100	105.	1.82	0.000378
Mercury	mg/L	0.000200			<0.000200
Nickel	mg/L	0.000200	97.1	.660	0.00299
Nitrate(as N)	mg/L	0.0200	106.	1.19	0.456
Nitrite(as N)	mg/L	0.0100	75.0	.590	<0.0100
Selenium	mg/L	0.000300	94.2	2.36	0.000301
Sodium	mg/L	0.0100	110.	.630	3.09
Antimony	mg/L	0.000200	106.	.400	0.000541
Beryllium	mg/L	0.000100	109.	.810	0.000270
Thallium	mg/L	0.000100	109.	.800	<0.000100
Asbestos	MF/L	1.00			-
Aluminum	mg/L	0.00100	113.	3.60	0.186
Chloride	mg/L	0.100	119.	.000	7.94
Copper	mg/L	0.000200	95.3	1.58	0.0117
Fluoride	mg/L	0.0100			0.523
Iron	mg/L	0.00400	97.9	8.33	0.0374
Manganese	mg/L	0.000500	100.	4.91	0.00580
Silver	mg/L	0.0000500	101.	.860	<0.0000500
Sulfate	mg/L	1.00	114.	.000	4.27
Zinc	mg/L	0.000700	89.5	4.51	0.0175

Data Release Authorization
Sample integrity certified prior to analysis.Deficiencies are in QA Report Sec.4
Methods of analysis in accordance with FCL QA and EPA approved methodology .
This Report may not be reproduced in part, results relate only to items tested.

Jefferson S. Flowers, Ph.d.
President/Technical Director

481 NEWBURYPORT AVE.
ALTAMONTE SPRINGS,
FLORIDA 32701
P.O. BOX 150597
ALTAMONTE SPRINGS,
FLORIDA 32715-0597
BUS: (407) 339-5984
FAX: (407) 260-6110
WEB: www.flowerslabs.com

FLOWERS
CHEMICAL
LABORATORIES
INCORPORATED

Received From:
Cent.Testing Lab
PO Box 883
FloralCity,FL 34436

Date Reported : Aug10 1999
Project Number : Sumter Landfill
PO Number : N/A
FDHRSDW Number : 83139
NYSDOH Number : 11595
FDER COMQAPNum : 86-0008G
LDHH Number : 94-23
NCDEHNR Number : 296
SCDHEC Number : 96019

For: SL1
Date Sampled:Jul14 1999 Date Received:Jul14 1999 Lab Numbers: 15726-15732

REPORT OF ANALYSIS

Parameter	Unit	Method Detection Limit	%ACC	%PRC	15726
Color (color units)	PCU	5.00			25.0
Odor (total odor num	TON	1.00			<1.00
pH	pH	0.0100	100.	.820	6.34
TDS	mg/L	2.50	102.	4.53	54.0
Foaming_Agents	mg/L	0.100	78.3	.110	<0.100
Turbidity	NTU	0.0500	97.5	.000	17.0
Ammonia(as N)	mg/L	0.0100	92.5	6.96	<0.0100
Gross alpha	pCi/L	0.100			9.10
Analysis Error	pCi/L	0.100			0.400
Photon emitters	pCi/L	0.100			-
Analysis_Error(Photo	pCi/L	0.100			-
Radium 226	pCi/L	0.100			1.30
Analysis_Error(226)	pCi/L	0.100			0.200
Radium 228	pCi/L	0.300			5.70
Analysis_Error(228)	pCi/L	0.300			1.00
Man-made beta & phot	pCi/L	0.100			-
Analysis_Error(beta	pCi/L	0.100			-

Data Release Authorization
Sample integrity certified prior to analysis.Deficiencies are in QA Report Sec.4
Methods of analysis in accordance with FCL QA and EPA approved methodology .
This Report may not be reproduced in part, results relate only to items tested.

Jefferson S. Flowers, Ph.d.
President/Technical Director

481 NEWBURYPORT AVE.
ALTAMONTE SPRINGS,
FLORIDA 32701
P.O. BOX 150597
ALTAMONTE SPRINGS,
FLORIDA 32715-0597
BUS: (407) 339-5984
FAX: (407) 260-6110
WEB: www.flowerslabs.com

Serving Your Analytical and Environmental Needs Since 1957

FLOWERS
CHEMICAL
LABORATORIES
INCORPORATED

Received From:
Cent.Testing Lab
PO Box 883
FloralCity,FL 34436

Date Reported : Aug10 1999
Project Number : Sumter Landfill
PO Number : N/A
FDHRSDW Number : 83139
NYSDOH Number : 11595
FDER COMQAPNum : 86-0008G
LDHH Number : 94-23
NCDEHNR Number : 296
SCDHEC Number : 96019

For: SL2
Date Sampled:Jul14 1999 Date Received:Jul14 1999 Lab Numbers: 15726-15732

REPORT OF ANALYSIS

Parameter	Unit	Method Detection Limit	%ACC	%PRC	15727
Arsenic	mg/L	0.0000500	98.7	2.49	0.000600
Barium	mg/L	0.000400	98.2	3.87	0.0412
Cadmium	mg/L	0.0000500	94.7	1.64	0.000600
Chromium	mg/L	0.000200	100.	3.17	0.0134
Cyanide	mg/L	0.00500	115.	.550	<0.00500
Fluoride	mg/L	0.0100	99.3	7.65	1.04
Lead	mg/L	0.000100	105.	1.82	0.00589
Mercury	mg/L	0.000200			<0.000200
Nickel	mg/L	0.000200	97.1	.660	0.00519
Nitrate(as N)	mg/L	0.0200	106.	1.19	0.973
Nitrite(as N)	mg/L	0.0100	75.0	.590	0.0239
Selenium	mg/L	0.000300	94.2	2.36	0.00107
Sodium	mg/L	0.0100	110.	.630	4.75
Antimony	mg/L	0.000200	106.	.400	0.00422
Beryllium	mg/L	0.000100	109.	.810	0.000739
Thallium	mg/L	0.000100	109.	.800	<0.000100
Asbestos	MF/L	1.00			-
Aluminum	mg/L	0.00100	113.	3.60	5.49
Chloride	mg/L	0.100	119.	.000	4.04
Copper	mg/L	0.000200	95.3	1.58	0.00767
Fluoride	mg/L	0.0100			1.04
Iron	mg/L	0.00400	97.9	8.33	1.19
Manganese	mg/L	0.000500	100.	4.91	0.266
Silver	mg/L	0.0000500	101.	.860	0.000473
Sulfate	mg/L	1.00	114.	.000	7.85
Zinc	mg/L	0.000700	89.5	4.51	0.0132

Data Release Authorization
Sample integrity certified prior to analysis.Deficiencies are in QA Report Sec.4
Methods of analysis in accordance with FCL QA and EPA approved methodology .
This Report may not be reproduced in part, results relate only to items tested.

Jefferson S. Flowers, Ph.d.
President/Technical Director

481 NEWBURYPORT AVE.
ALTAMONTE SPRINGS,
FLORIDA 32701
P.O. BOX 150597
ALTAMONTE SPRINGS,
FLORIDA 32715-0597
BUS: (407) 339-5984
FAX: (407) 260-6110
WEB: www.flowerslabs.com

FLOWERS CHEMICAL LABORATORIES INCORPORATED

Received From:
Cent.Testing Lab
PO Box 883
FloralCity,FL 34436

Date Reported : Aug10 1999
Project Number : Sumter Landfill
PO Number : N/A
FDHRSDW Number : 83139
NYSDOH Number : 11595
FDER COMQAPNum : 86-0008G
LDHH Number : 94-23
NCDEHNR Number : 296
SCDHEC Number : 96019

For: SL2
Date Sampled:Jul14 1999 Date Received:Jul14 1999 Lab Numbers: 15726-15732

REPORT OF ANALYSIS

Parameter	Unit	Method Detection Limit	%ACC	%PRC	15727
Color (color units)	PCU	5.00			100.
Odor (total odor num	TON	1.00			<1.00
pH	pH	0.0100	100.	.820	7.53
TDS	mg/L	2.50	102.	4.53	90.0
Foaming_Agents	mg/L	0.100	78.3	.110	<0.100
Turbidity	NTU	0.0500	97.5	.000	29.6
Ammonia(as N)	mg/L	0.0100	92.5	6.96	0.0242
Gross alpha	pCi/L	0.100			5.30
Analysis Error	pCi/L	0.100			0.300
Photon emitters	pCi/L	0.100			-
Analysis_Error(Photo	pCi/L	0.100			-
Radium 226	pCi/L	0.100			1.30
Analysis_Error(226)	pCi/L	0.100			0.200
Radium 228	pCi/L	0.300			1.00
Analysis_Error(228)	pCi/L	0.300			0.700
Man-made beta & phot	pCi/L	0.100			-
Analysis_Error(beta	pCi/L	0.100			-

Data Release Authorization
Sample integrity certified prior to analysis.Deficiencies are in QA Report Sec.4
Methods of analysis in accordance with FCL QA and EPA approved methodology .
This Report may not be reproduced in part, results relate only to items tested.

Jefferson S. Flowers, Ph.d.
President/Technical Director

481 NEWBURYPORT AVE.
ALTAMONTE SPRINGS,
FLORIDA 32701
P.O. BOX 150597
ALTAMONTE SPRINGS,
FLORIDA 32715-0597
BUS: (407) 339-5984
FAX: (407) 260-6110
WEB: www.flowerslabs.com

Serving Your Analytical and Environmental Needs Since 1957

FLOWERS
CHEMICAL
LABORATORIES
INCORPORATED

Received From:
Cent.Testing Lab
PO Box 883
FloralCity,FL 34436

Date Reported : Aug10 1999
Project Number : Sumter Landfill
PO Number : N/A
FDHRSDW Number : 83139
NYSDOH Number : 11595
FDER COMQAPNum : 86-0008G
LDHH Number : 94-23
NCDEHNR Number : 296
SCDHEC Number : 96019

For: SL4
Date Sampled:Jul14 1999 Date Received:Jul14 1999 Lab Numbers: 15726-15732

REPORT OF ANALYSIS

Parameter	Unit	Method Detection Limit	%ACC	%PRC	15728
Arsenic	mg/L	0.0000500	98.7	2.49	0.00102
Barium	mg/L	0.000400	98.2	3.87	0.0235
Cadmium	mg/L	0.0000500	94.7	1.64	0.000911
Chromium	mg/L	0.000200	100.	3.17	0.00611
Cyanide	mg/L	0.00500	115.	.550	<0.00500
Fluoride	mg/L	0.0100	99.3	7.65	0.695
Lead	mg/L	0.000100	105.	1.82	0.00353
Mercury	mg/L	0.000200			<0.000200
Nickel	mg/L	0.000200	97.1	.660	0.00379
Nitrate(as N)	mg/L	0.0200	106.	1.19	18.3
Nitrite(as N)	mg/L	0.0100	75.0	.590	0.162
Selenium	mg/L	0.000300	94.2	2.36	0.00357
Sodium	mg/L	0.0100	110.	.630	53.1
Antimony	mg/L	0.000200	106.	.400	0.00237
Beryllium	mg/L	0.000100	109.	.810	0.000377
Thallium	mg/L	0.000100	109.	.800	0.00186
Asbestos	MF/L	1.00			-
Aluminum	mg/L	0.00100	113.	3.60	3.21
Chloride	mg/L	0.100	119.	.000	67.8
Copper	mg/L	0.000200	95.3	1.58	0.0103
Fluoride	mg/L	0.0100			0.695
Iron	mg/L	0.00400	97.9	8.33	0.254
Manganese	mg/L	0.000500	100.	4.91	0.0194
Silver	mg/L	0.0000500	101.	.860	0.000282
Sulfate	mg/L	1.00	114.	.000	9.11
Zinc	mg/L	0.000700	89.5	4.51	0.0137

Data Release Authorization

Sample integrity certified prior to analysis.Deficiencies are in QA Report Sec.4
Methods of analysis in accordance with FCL QA and EPA approved methodology .
This Report may not be reproduced in part, results relate only to items tested.

Jefferson S. Flowers, Ph.d.
President/Technical Director

481 NEWBURYPORT AVE.
ALTAMONTE SPRINGS,
FLORIDA 32701
P.O. BOX 150597
ALTAMONTE SPRINGS,
FLORIDA 32715-0597
BUS: (407) 339-5984
FAX: (407) 260-6110
WEB: www.flowerslabs.com

FLOWERS
CHEMICAL
LABORATORIES
INCORPORATED

Received From:
Cent.Testing Lab
PO Box 883
FloralCity,FL 34436

Date Reported : Aug10 1999
Project Number : Sumter Landfill
PO Number : N/A
FDHRSDW Number : 83139
NYSDOH Number : 11595
FDER COMQAPNum : 86-0008G
LDHH Number : 94-23
NCDEHNR Number : 296
SCDHEC Number : 96019

For: SL4
Date Sampled:Jul14 1999 Date Received:Jul14 1999 Lab Numbers: 15726-15732

REPORT OF ANALYSIS

Parameter	Unit	Method Detection Limit	%ACC	%PRC	15728
Color (color units)	PCU	5.00			20.0
Odor (total odor num	TON	1.00			<1.00
pH	pH	0.0100	100.	.820	7.16
TDS	mg/L	2.50	102.	4.53	304.
Foaming_Agents	mg/L	0.100	78.3	.110	<0.100
Turbidity	NTU	0.0500	97.5	.000	33.0
Ammonia(as N)	mg/L	0.0100	92.5	6.96	0.0523
Gross alpha	pCi/L	0.100			27.0
Analysis Error	pCi/L	0.100			2.00
Photon emitters	pCi/L	0.100			-
Analysis_Error(Photo	pCi/L	0.100			-
Radium 226	pCi/L	0.100			2.20
Analysis_Error(226)	pCi/L	0.100			0.300
Radium 228	pCi/L	0.300			0.700
Analysis_Error(228)	pCi/L	0.300			0.700
Man-made beta & phot	pCi/L	0.100			-
Analysis_Error(beta	pCi/L	0.100			-

Data Release Authorization
Sample integrity certified prior to analysis.Deficiencies are in QA Report Sec.4
Methods of analysis in accordance with FCL QA and EPA approved methodology .
This Report may not be reproduced in part, results relate only to items tested.

Jefferson S. Flowers, Ph.d.
President/Technical Director

481 NEWBURYPORT AVE.
ALTAMONTE SPRINGS,
FLORIDA 32701
P.O. BOX 150597
ALTAMONTE SPRINGS,
FLORIDA 32715-0597
BUS: (407) 339-5984
FAX: (407) 260-6110
WEB: www.flowerslabs.com

Serving Your Analytical and Environmental Needs Since 1957

FLOWERS
CHEMICAL
LABORATORIES
INCORPORATED

Received From:
Cent.Testing Lab
PO Box 883
FloralCity,FL 34436

Date Reported : Aug10 1999
Project Number : Sumter Landfill
PO Number : N/A
FDHRSDW Number : 83139
NYSDOH Number : 11595
FDER COMQAPNum : 86-0008G
LDHH Number : 94-23
NCDEHNR Number : 296
SCDHEC Number : 96019

For: SL6A
Date Sampled:Jul14 1999 Date Received:Jul14 1999 Lab Numbers: 15726-15732

REPORT OF ANALYSIS

Parameter	Unit	Method Detection Limit	%ACC	%PRC	15729
Arsenic	mg/L	0.0000500	98.7	2.49	0.000583
Barium	mg/L	0.000400	98.2	3.87	0.0229
Cadmium	mg/L	0.0000500	94.7	1.64	0.00127
Chromium	mg/L	0.000200	100.	3.17	0.0197
Cyanide	mg/L	0.00500	115.	.550	<0.00500
Fluoride	mg/L	0.0100	99.3	7.65	0.523
Lead	mg/L	0.000100	105.	1.82	0.00328
Mercury	mg/L	0.000200			<0.000200
Nickel	mg/L	0.000200	97.1	.660	0.00678
Nitrate(as N)	mg/L	0.0200	106.	1.19	5.00
Nitrite(as N)	mg/L	0.0100	75.0	.590	<0.0100
Selenium	mg/L	0.000300	94.2	2.36	0.000369
Sodium	mg/L	0.0100	110.	.630	4.58
Antimony	mg/L	0.000200	106.	.400	0.00206
Beryllium	mg/L	0.000100	109.	.810	0.000122
Thallium	mg/L	0.000100	109.	.800	0.000145
Asbestos	MF/L	1.00			-
Aluminum	mg/L	0.00100	113.	3.60	4.11
Chloride	mg/L	0.100	119.	.000	8.08
Copper	mg/L	0.000200	95.3	1.58	0.00917
Fluoride	mg/L	0.0100			0.523
Iron	mg/L	0.00400	97.9	8.33	0.546
Manganese	mg/L	0.000500	100.	4.91	0.0253
Silver	mg/L	0.0000500	101.	.860	0.000194
Sulfate	mg/L	1.00	114.	.000	6.63
Zinc	mg/L	0.000700	89.5	4.51	0.0146

Data Release Authorization
Sample integrity certified prior to analysis.Deficiencies are in QA Report Sec.4
Methods of analysis in accordance with FCL QA and EPA approved methodology .
This Report may not be reproduced in part, results relate only to items tested.

Jefferson S. Flowers, Ph.d.
President/Technical Director

481 NEWBURYPORT AVE.
ALTAMONTE SPRINGS,
FLORIDA 32701
P.O. BOX 150597
ALTAMONTE SPRINGS,
FLORIDA 32715-0597
BUS: (407) 339-5984
FAX: (407) 260-6110
WEB: www.flowerslabs.com

FLOWERS CHEMICAL LABORATORIES INCORPORATED

Received From:
Cent.Testing Lab
PO Box 883
FloralCity,FL 34436

Date Reported : Aug10 1999
Project Number : Sumter Landfill
PO Number : N/A
FDHRSDW Number : 83139
NYSDOH Number : 11595
FDER COMQAPNum : 86-0008G
LDHH Number : 94-23
NCDEHNR Number : 296
SCDHEC Number : 96019

For: SL6A
Date Sampled:Jul14 1999 Date Received:Jul14 1999 Lab Numbers: 15726-15732

REPORT OF ANALYSIS

Parameter	Unit	Method Detection Limit	%ACC	%PRC	15729
Color (color units)	PCU	5.00			40.0
Odor (total odor num	TON	1.00			<1.00
pH	pH	0.0100	100.	.820	7.90
TDS	mg/L	2.50	102.	4.53	178.
Foaming_Agents	mg/L	0.100	78.3	.110	<0.100
Turbidity	NTU	0.0500	97.5	.000	34.0
Ammonia(as N)	mg/L	0.0100	92.5	6.96	0.0385
Gross alpha	pCi/L	0.100			36.0
Analysis Error	pCi/L	0.100			22.0
Photon emitters	pCi/L	0.100			-
Analysis_Error(Photo	pCi/L	0.100			-
Radium 226	pCi/L	0.100			3.00
Analysis_Error(226)	pCi/L	0.100			1.00
Radium 228	pCi/L	0.300			19.3
Analysis_Error(228)	pCi/L	0.300			4.80
Man-made beta & phot	pCi/L	0.100			-
Analysis_Error(beta	pCi/L	0.100			-

Data Release Authorization
Sample integrity certified prior to analysis.Deficiencies are in QA Report Sec.4
Methods of analysis in accordance with FCL QA and EPA approved methodology .
This Report may not be reproduced in part, results relate only to items tested.

Jefferson S. Flowers, Ph.d.
President/Technical Director

481 NEWBURYPORT AVE.
ALTAMONTE SPRINGS,
FLORIDA 32701
P.O. BOX 150597
ALTAMONTE SPRINGS,
FLORIDA 32715-0597
BUS: (407) 339-5984
FAX: (407) 260-6110
WEB: www.flowerslabs.com

Serving Your Analytical and Environmental Needs Since 1957

FLOWERS
CHEMICAL
LABORATORIES
INCORPORATED

Received From:
Cent.Testing Lab
PO Box 883
FloralCity,FL 34436

Date Reported : Aug10 1999
Project Number : Sumter Landfill
PO Number : N/A
FDHRSDW Number : 83139
NYSDOH Number : 11595
FDER COMQAPNum : 86-0008G
LDHH Number : 94-23
NCDEHNR Number : 296
SCDHEC Number : 96019

For: SL7
Date Sampled:Jul14 1999 Date Received:Jul14 1999 Lab Numbers: 15726-15732

REPORT OF ANALYSIS

Parameter	Unit	Method Detection Limit	%ACC	%PRC	15730
Arsenic	mg/L	0.0000500	98.7	2.49	0.00128
Barium	mg/L	0.000400	98.2	3.87	0.0594
Cadmium	mg/L	0.0000500	94.7	1.64	0.00353
Chromium	mg/L	0.000200	100.	3.17	0.0617
Cyanide	mg/L	0.00500	115.	.550	<0.00500
Fluoride	mg/L	0.0100	99.3	7.65	1.04
Lead	mg/L	0.000100	105.	1.82	0.00928
Mercury	mg/L	0.000200			<0.000200
Nickel	mg/L	0.000200	97.1	.660	0.0179
Nitrate(as N)	mg/L	0.0200	106.	1.19	<0.0200
Nitrite(as N)	mg/L	0.0100	75.0	.590	0.0146
Selenium	mg/L	0.000300	94.2	2.36	0.000556
Sodium	mg/L	0.0100	110.	.630	4.77
Antimony	mg/L	0.000200	106.	.400	0.00326
Beryllium	mg/L	0.000100	109.	.810	0.00184
Thallium	mg/L	0.000100	109.	.800	0.000223
Asbestos	MF/L	1.00			-
Aluminum	mg/L	0.00100	113.	3.60	11.4
Chloride	mg/L	0.100	119.	.000	7.07
Copper	mg/L	0.000200	95.3	1.58	0.00867
Fluoride	mg/L	0.0100			1.04
Iron	mg/L	0.00400	97.9	8.33	1.84
Manganese	mg/L	0.000500	100.	4.91	0.0367
Silver	mg/L	0.0000500	101.	.860	0.00839
Sulfate	mg/L	1.00	114.	.000	3.21
Zinc	mg/L	0.000700	89.5	4.51	0.0231

Data Release Authorization

Sample integrity certified prior to analysis.Deficiencies are in QA Report Sec.4
Methods of analysis in accordance with FCL QA and EPA approved methodology .
This Report may not be reproduced in part, results relate only to items tested.

Jefferson S. Flowers, Ph.d.
President/Technical Director

481 NEWBURYPORT AVE.
ALTAMONTE SPRINGS,
FLORIDA 32701
P.O. BOX 150597
ALTAMONTE SPRINGS,
FLORIDA 32715-0597
BUS: (407) 339-5984
FAX: (407) 260-6110
WEB: www.flowerslabs.com

FLOWERS
CHEMICAL
LABORATORIES
INCORPORATED

Received From:
Cent.Testing Lab
PO Box 883
FloralCity,FL 34436

Date Reported : Aug10 1999
Project Number : Sumter Landfill
PO Number : N/A
FDHRSDW Number : 83139
NYSDOH Number : 11595
FDER COMQAPNum : 86-0008G
LDHH Number : 94-23
NCDEHNR Number : 296
SCDHEC Number : 96019

For: SL7
Date Sampled:Jul14 1999 Date Received:Jul14 1999 Lab Numbers: 15726-15732

REPORT OF ANALYSIS

Parameter	Unit	Method Detection Limit	%ACC	%PRC	15730
Color (color units)	PCU	5.00			150.
Odor (total odor num	TON	1.00			<1.00
pH	pH	0.0100	100.	.820	7.60
TDS	mg/L	2.50	102.	4.53	216.
Foaming_Agents	mg/L	0.100	78.3	.110	<0.100
Turbidity	NTU	0.0500	97.5	.000	116.
Ammonia(as N)	mg/L	0.0100	92.5	6.96	0.0173
Gross alpha	pCi/L	0.100			83.0
Analysis Error	pCi/L	0.100			16.0
Photon emitters	pCi/L	0.100			-
Analysis_Error(Photo	pCi/L	0.100			-
Radium 226	pCi/L	0.100			1.90
Analysis_Error(226)	pCi/L	0.100			0.800
Radium 228	pCi/L	0.300			<0.300
Analysis_Error(228)	pCi/L	0.300			4.80
Man-made beta & phot	pCi/L	0.100			-
Analysis_Error(beta	pCi/L	0.100			-

Data Release Authorization
Sample integrity certified prior to analysis.Deficiencies are in QA Report Sec.4
Methods of analysis in accordance with FCL QA and EPA approved methodology .
This Report may not be reproduced in part, results relate only to items tested.

Jefferson S. Flowers, Ph.d.
President/Technical Director

481 NEWBURYPORT AVE.
ALTAMONTE SPRINGS.
FLORIDA 32701
P.O. BOX 150397
ALTAMONTE SPRINGS.
FLORIDA 32715-0397
BUS: (407) 339-5984
FAX: (407) 260-6110
WEB: www.flowerslabs.com

Serving Your Analytical and Environmental Needs Since 1957

FLOWERS CHEMICAL LABORATORIES INCORPORATED

Received From:
Cent.Testing Lab
PO Box 883
FloralCity,FL 34436

Date Reported : Aug10 1999
Project Number : Sumter Landfill
PO Number : N/A
FDHRSDW Number : 83139
NYSDOH Number : 11595
FDER COMQAPNum : 86-0008G
LDHH Number : 94-23
NCDEHNR Number : 296
SCDHEC Number : 96019

For: SL8
Date Sampled:Jul14 1999 Date Received:Jul14 1999 Lab Numbers: 15726-15732

REPORT OF ANALYSIS

Parameter	Unit	Method Detection Limit	%ACC	%PRC	15731
Arsenic	mg/L	0.0000500	98.7	2.49	0.000523
Barium	mg/L	0.000400	98.2	3.87	0.00834
Cadmium	mg/L	0.0000500	94.7	1.64	0.000605
Chromium	mg/L	0.000200	100.	3.17	0.0146
Cyanide	mg/L	0.00500	115.	.550	<0.00500
Fluoride	mg/L	0.0100	99.3	7.65	0.924
Lead	mg/L	0.000100	105.	1.82	0.000325
Mercury	mg/L	0.000200			<0.000200
Nickel	mg/L	0.000200	97.1	.660	0.00713
Nitrate(as N)	mg/L	0.0200	106.	1.19	1.65
Nitrite(as N)	mg/L	0.0100	75.0	.590	0.0121
Selenium	mg/L	0.000300	94.2	2.36	0.000925
Sodium	mg/L	0.0100	110.	.630	12.3
Antimony	mg/L	0.000200	106.	.400	<0.000200
Beryllium	mg/L	0.000100	109.	.810	<0.000100
Thallium	mg/L	0.000100	109.	.800	0.000182
Asbestos	MF/L	1.00			-
Aluminum	mg/L	0.00100	113.	3.60	0.0240
Chloride	mg/L	0.100	119.	.000	6.90
Copper	mg/L	0.000200	95.3	1.58	0.00324
Fluoride	mg/L	0.0100			0.924
Iron	mg/L	0.00400	97.9	8.33	1.40
Manganese	mg/L	0.000500	100.	4.91	0.0960
Silver	mg/L	0.0000500	101.	.860	<0.0000500
Sulfate	mg/L	1.00	114.	.000	5.84
Zinc	mg/L	0.000700	89.5	4.51	0.00922

Data Release Authorization

Sample integrity certified prior to analysis.Deficiencies are in QA Report Sec.4
Methods of analysis in accordance with FCL QA and EPA approved methodology .
This Report may not be reproduced in part, results relate only to items tested.

Jefferson S. Flowers, Ph.d.
President/Technical Director

481 NEWBURYPORT AVE.
ALTAMONTE SPRINGS,
FLORIDA 32701
P.O. BOX 150597
ALTAMONTE SPRINGS,
FLORIDA 32715-0597
BUS: (407) 339-5984
FAX: (407) 260-6110
WEB: www.flowerslabs.com

FLOWERS CHEMICAL LABORATORIES INCORPORATED

Received From:
Cent.Testing Lab
PO Box 883
FloralCity,FL 34436

Date Reported : Aug10 1999
Project Number : Sumter Landfill
PO Number : N/A
FDHRSDW Number : 83139
NYSDOH Number : 11595
FDER COMQAPNum : 86-0008G
LDHH Number : 94-23
NCDEHNR Number : 296
SCDHEC Number : 96019

For: SL8
Date Sampled:Jul14 1999 Date Received:Jul14 1999 Lab Numbers: 15726-15732

REPORT OF ANALYSIS

Parameter	Unit	Method Detection Limit	%ACC	%PRC	15731
Color (color units)	PCU	5.00			50.0
Odor (total odor num	TON	1.00			<1.00
pH	pH	0.0100	100.	.820	6.89
TDS	mg/L	2.50	102.	4.53	398.
Foaming_Agents	mg/L	0.100	78.3	.110	<0.100
Turbidity	NTU	0.0500	97.5	.000	26.0
Ammonia(as N)	mg/L	0.0100	92.5	6.96	3.59
Gross alpha	pCi/L	0.100			2.10
Analysis Error	pCi/L	0.100			1.30
Photon emitters	pCi/L	0.100			-
Analysis_Error(Photo	pCi/L	0.100			-
Radium 226	pCi/L	0.100			2.50
Analysis_Error(226)	pCi/L	0.100			0.300
Radium 228	pCi/L	0.300			<0.300
Analysis_Error(228)	pCi/L	0.300			0.600
Man-made beta & phot	pCi/L	0.100			-
Analysis_Error(beta	pCi/L	0.100			-

Data Release Authorization

Sample integrity certified prior to analysis.Deficiencies are in QA Report Sec.4
Methods of analysis in accordance with FCL QA and EPA approved methodology .
This Report may not be reproduced in part, results relate only to items tested.

Jefferson S. Flowers, Ph.d.
President/Technical Director

481 NEWBURYPORT AVE.
ALTAMONTE SPRINGS,
FLORIDA 32701
P.O. BOX 150597
ALTAMONTE SPRINGS,
FLORIDA 32715-0597
BUS: (407) 339-5984
FAX: (407) 260-6110
WEB: www.flowerslabs.com

Serving Your Analytical and Environmental Needs Since 1957

FLOWERS CHEMICAL LABORATORIES INCORPORATED

Received From:
Cent.Testing Lab
PO Box 883
FloralCity,FL 34436

Date Reported : Aug10 1999
Project Number : Sumter Landfill
PO Number : N/A
FDHRSDW Number : 83139
NYSDOH Number : 11595
FDER COMQAPNum : 86-0008G
LDHH Number : 94-23
NCDEHNR Number : 296
SCDHEC Number : 96019

For: SL9
Date Sampled:Jul14 1999 Date Received:Jul14 1999 Lab Numbers: 15726-15732

REPORT OF ANALYSIS

Parameter	Unit	Method Detection Limit	%ACC	%PRC	15732
Arsenic	mg/L	0.0000500	98.7	2.49	0.00406
Barium	mg/L	0.000400	98.2	3.87	0.0184
Cadmium	mg/L	0.0000500	94.7	1.64	0.000853
Chromium	mg/L	0.000200	100.	3.17	0.0419
Cyanide	mg/L	0.00500	115.	.550	<0.00500
Fluoride	mg/L	0.0100	99.3	7.65	0.504
Lead	mg/L	0.000100	105.	1.82	<0.000100
Mercury	mg/L	0.000200			<0.000200
Nickel	mg/L	0.000200	97.1	.660	0.0197
Nitrate(as N)	mg/L	0.0200	106.	1.19	0.0518
Nitrite(as N)	mg/L	0.0100	75.0	.590	<0.0100
Selenium	mg/L	0.000300	94.2	2.36	0.00148
Sodium	mg/L	0.0100	110.	.630	22.1
Antimony	mg/L	0.000200	106.	.400	0.00128
Beryllium	mg/L	0.000100	109.	.810	<0.000100
Thallium	mg/L	0.000100	109.	.800	0.000297
Asbestos	MF/L	1.00			-
Aluminum	mg/L	0.00100	113.	3.60	0.00294
Chloride	mg/L	0.100	119.	.000	5.48
Copper	mg/L	0.000200	95.3	1.58	0.00117
Fluoride	mg/L	0.0100			0.504
Iron	mg/L	0.00400	97.9	8.33	0.605
Manganese	mg/L	0.000500	100.	4.91	0.128
Silver	mg/L	0.0000500	101.	.860	<0.0000500
Sulfate	mg/L	1.00	114.	.000	4.50
Zinc	mg/L	0.000700	89.5	4.51	0.0156

Data Release Authorization

Sample integrity certified prior to analysis.Deficiencies are in QA Report Sec.4
Methods of analysis in accordance with FCL QA and EPA approved methodology .
This Report may not be reproduced in part, results relate only to items tested.

Jefferson T. Flowers, Ph.d.
President/Technical Director

481 NEWBURYPORT AVE.
ALTAMONTE SPRINGS.
FLORIDA 32701
P.O. BOX 150597
ALTAMONTE SPRINGS.
FLORIDA 32715-0597
BUS: (407) 339-5984
FAX: (407) 260-6110
WEB: www.flowerslabs.com

FLOWERS CHEMICAL LABORATORIES INCORPORATED

Received From:
Cent.Testing Lab
PO Box 883
FloralCity,FL 34436

Date Reported : Aug10 1999
Project Number : Sumter Landfill
PO Number : N/A
FDHRSDW Number : 83139
NYSDOH Number : 11595
FDER COMQAPNum : 86-0008G
LDHH Number : 94-23
NCDEHNR Number : 296
SCDHEC Number : 96019

For: SL9
Date Sampled:Jul14 1999 Date Received:Jul14 1999 Lab Numbers: 15726-15732

REPORT OF ANALYSIS

Parameter	Unit	Method Detection Limit	%ACC	%PRC	15732
Color (color units)	PCU	5.00			30.0
Odor (total odor num	TON	1.00			<1.00
pH	pH	0.0100	100.	.820	6.59
TDS	mg/L	2.50	102.	4.53	400.
Foaming_Agents	mg/L	0.100	78.3	.110	<0.100
Turbidity	NTU	0.0500	97.5	.000	32.0
Ammonia(as N)	mg/L	0.0100	92.5	6.96	<0.0100
Gross alpha	pCi/L	0.100			6.70
Analysis Error	pCi/L	0.100			2.20
Photon emitters	pCi/L	0.100			-
Analysis_Error(Photo	pCi/L	0.100			-
Radium 226	pCi/L	0.100			4.50
Analysis_Error(226)	pCi/L	0.100			0.400
Radium 228	pCi/L	0.300			<0.300
Analysis_Error(228)	pCi/L	0.300			0.600
Man-made beta & phot	pCi/L	0.100			-
Analysis_Error(beta	pCi/L	0.100			-

Data Release Authorization

Sample integrity certified prior to analysis.Deficiencies are in QA Report Sec.4
Methods of analysis in accordance with FCL QA and EPA approved methodology .
This Report may not be reproduced in part, results relate only to items tested.

Jefferson S. Flowers, Ph.d.
President/Technical Director

481 NEWBURYPORT AVE.
ALTAMONTE SPRINGS,
FLORIDA 32701
P.O. BOX 150597
ALTAMONTE SPRINGS,
FLORIDA 32715-0597
BUS: (407) 339-5984
FAX: (407) 260-6110
WEB: www.flowerslabs.com

Serving Your Analytical and Environmental Needs Since 1957

1199

FLOWERS CHEMICAL LABORATORIES

ANALYTICAL RESULTS FORM HRS Number 83139

Parameter	Symbol	Unit	SL1 15726	SL2 15727	SL4 15728	SL6A 15729	SL7 15730	SL8 15731	SL9 15732				QA Method	QA MDL	Section %RSD	Section %Rec	Analys	Date
Arsenic	*	mg/L	<0.00005	0.000600	0.00102	0.000583	0.00128	0.000523	0.00406				EPA200.8	0.00005	2.4928331	98.73	LSM	07-20-99
Barium	*	mg/L	0.00470	0.0412	0.0235	0.0229	0.0594	0.00834	0.0184				EPA200.8	0.0004	3.8728916	98.225	LSM	07-20-99
Cadmium	*	mg/L	0.000836	0.000600	0.000911	0.00127	0.00353	0.000605	0.000853				EPA200.8	0.00005	1.6453360	94.73	LSM	07-20-99
Chromium	*	mg/L	0.00358	0.0134	0.00611	0.0197	0.0617	0.0146	0.0419				EPA200.8	0.0002	3.1718844	100.475	LSM	07-20-99
Cyanide	*	mg/L	<0.005	<0.005	<0.005	<0.005	<0.005	<0.005	<0.005				SM4500-C	0.005	0.5565144	115.88871	DRP	07-19-99
Fluoride	*	mg/L	0.523	1.04	0.695	0.523	1.04	0.924	0.504				SM4500F	0.01	7.6526936	99.336758	YGS	07-19-99
Lead	*	mg/L	0.000378	0.00589	0.00353	0.00328	0.00928	0.000325	<0.0001				EPA200.8	0.0001	1.8288408	105.1	LSM	07-20-99
Mercury	*	mg/L	<0.0002	<0.0002	<0.0002	<0.0002	<0.0002	<0.0002	<0.0002				EPA245.1	0.0002			EVB	07-26-99
Nickel	*	mg/L	0.00299	0.00519	0.00379	0.00678	0.0179	0.00713	0.0197				EPA200.8	0.0002	0.6695756	97.1625	LSM	07-20-99
Nitrate(as N)	*	mg/L	0.456	0.973	18.3	5.00	<0.02	1.65	0.0518				EPA300.0	0.02	1.1936972	106.80685	YGS	07-16-99
Nitrite(as N)	*	mg/L	<0.01	0.0239	0.162	<0.01	0.0146	0.0121	<0.01				EPA353.2	0.01	0.5919436	75	EVB	07-14-99
Selenium	*	mg/L	0.000301	0.00107	0.00357	0.000369	0.000556	0.000925	0.00148				EPA200.8	0.0003	2.3661918	94.27	LSM	07-20-99
Sodium	*	mg/L	3.09	4.75	53.1	4.58	4.77	12.3	22.1				EPA200.7	0.01	0.6337279	110.68	LSM	07-19-99
Antimony	*	mg/L	0.000541	0.00422	0.00237	0.00206	0.00326	<0.0002	0.00128				EPA200.8	0.0002	0.4097017	106.35	LSM	07-20-99
Beryllium	*	mg/L	0.000270	0.000739	0.000377	0.000122	0.00184	<0.0001	<0.0001				EPA200.8	0.0001	0.8100281	109.4175	LSM	07-20-99
Thallium	*	mg/L	<0.0001	<0.0001	0.00186	0.000145	0.000223	0.000182	0.000297				EPA200.8	0.0001	0.8081787	109	LSM	07-20-99
Asbestos	*	MF/L											TEM	1				
Aluminum	*	mg/L	0.186	5.49	3.21	4.11	11.4	0.0240	0.00294				EPA200.8	0.001	3.6007589	113.12	LSM	07-23-99
Chloride	*	mg/L	7.94	4.04	67.8	8.08	7.07	6.90	5.48				EPA300	0.1	0	119.08232	YGS	07-19-99
Copper	*	mg/L	0.0117	0.00767	0.0103	0.00917	0.00867	0.00324	0.00117				EPA200.8	0.0002	1.5822963	95.3	LSM	07-20-99
Fluoride	*	mg/L	0.523	1.04	0.695	0.523	1.04	0.924	0.504				SM4500F	0.01			YGS	07-19-99
Iron	*	mg/L	0.0374	1.19	0.254	0.546	1.84	1.40	0.605				EPA200.7	0.004	8.3339807	97.98	LSM	07-19-99
Manganese	*	mg/L	0.00580	0.266	0.0194	0.0253	0.0367	0.0960	0.128				EPA200.7	0.0005	4.9164208	100.216	LSM	07-19-99
Silver	*	mg/L	<0.00005	0.000473	0.000282	0.000194	0.00839	<0.00005	<0.00005				EPA200.8	0.00005	0.8676036	101.28725	LSM	07-20-99
Sulfate	*	mg/L	4.27	7.85	9.11	6.63	3.21	5.84	4.50				EPA375.4	1	0	114.43989	YGS	07-19-99
Zinc	*	mg/L	0.0175	0.0132	0.0137	0.0146	0.0231	0.00922	0.0156				EPA200.8	0.0007	4.5138682	89.55	LSM	07-20-99
Color (color units)	*	PCU	25.0	100	20.0	40.0	150	50.0	30.0				SM2120B	5			DRP	07-14-99
Odor (total odor number)	*	TON	<1	<1	<1	<1	<1	<1	<1				SM2150B	1			DRP	07-14-99
pH (units)	*	pH	6.34	7.53	7.16	7.90	7.60	6.89	6.59				EPA150.1	0.01	0.8242543	100.82857	DRP	07-14-99
Total Dissovled Solids	*	mg/L	54.0	90.0	304	178	216	398	400				SM2540C	2.5	4.5382346	102.33333	RJB	07-19-99
Foaming Agents	*	mg/L	<0.1	<0.1	<0.1	<0.1	<0.1	<0.1	<0.1				SM5540C	0.1	0.1188436	78.368804	TRB	07-16-99
Turbidity	*	NTU	17.0	29.6	33.0	34.0	116	26.0	32.0				EPA180.1	0.05	0	97.5	DRP	07-14-99
Ammonium(as N)	*	mg/L	<0.01	0.0242	0.0523	0.0385	0.0173	3.59	<0.01				EPA350.1	0.01	6.9603261	92.5	EVB	07-19-99
Gross alpha	*	pCi/L	9.1	5.3	27	36	83	2.1	6.7				EPA900	0.1			PL	07-28-99
Analysis_Error(Ga)	*	pCi/L	0.4	0.3	2	22	16	1.3	2.2				EPA900	0.1			PL	07-28-99
Photon emitters	*	pCi/L											-	0.1				
Analysis_Error(Photon)	*	pCi/L											-	0.1				
Radium-226	*	pCi/L	1.3	1.3	2.2	3	1.9	2.5	4.5				EPA903.1	0.1			PL	07-28-99
Analysis_Error(226)	*	pCi/L	0.2	0.2	0.3	1	0.8	0.3	0.4				EPA903.1	0.1			PL	07-28-99
Radium-228	*	pCi/L	5.7	1	0.7	19.3	<0.1	0.2	<0.1				EPA904	0.3			PL	07-28-99
Analysis_Error(228)	*	pCi/L	1	0.7	0.7	4.8	4.8	0.6	0.6				EPA904	0.3			PL	07-28-99
Man-made beta & photon	*	pCi/L	-	-	-	-	-	-	-				EPA900	0.1			PL	07-28-99
Analysis_Error(beta & phc	*	pCi/L	-	-	-	-	-	-	-				EPA900	0.1			PL	07-28-99

Date Received: 07-14-99 Typed: 08-10-99 Sent: 08-10-99

Project Number	Sumter Landfill	
PO Number	N/A	
Date Sampled	1	07-14-99 *
Date Analyzed	0	
Compacted	1	
Format	NormRR	

Unit Cost	Exted	
SEC93	8500	7 *
INO93	9500	7 *
TB	700	7 *
NH4	1200	7 *
GA	4000	7 *
Ra226/228	27000	7 *

DRINKING WATER EXCEEDANCE REPORT

FCL provides this report in compliance with FAC 62-550.

When the MCL is exceeded for any primary, DEP or HRS is to be notified within 48 hours.
Confirmations required within 24 hours for Nitrate or Nitrite MCL exceedances.
Dioxin detects must be reported to Ken Carter 904/487-1762 immediately.
Confirmations required for any unregulated detect.
Radium samples required for Gross Alpha > 5.

PRIMARY/SECONDARY

1905	Color (color units)	15726	25.0	SM2120B	5	15	7/14/1999
1925	pH	15726	6.34	EPA150.1	0.01	6.5 - 8.5	7/14/1999
4000	Gross alpha	15726	9.10	EPA900	0.1	5	7/28/1999

UNREGULATED

4020	Radium-226	15726	1.30	EPA903.1	0.1	0	7/28/1999
4030	Radium-228	15726	5.70	EPA904	0.3	0	7/28/1999

If resampling is required, please contact FCL to order containers - they will not be sent out automatically.

PUBLIC DRINKING WATER ANALYSIS REPORTING FORMAT

PUBLIC WATER SYSTEM INFORMATION (to be completed by system or lab)

System Name: _____ I.D. #: Sumter Landfill

Address: PO Box 883 FloralCity,FL 34436 Phone #: _____

Type (check one): ( )Community ( )Nontransient Noncommunity ( )Noncommunity

SAMPLE INFORMATION (to be completed by sampler)

Sample Date (MMDDYY): 7/14/99 Sample Time : _____

Sample Location (be specific): SL1

Sampler Name and Phone: _____

Samplers Signature: _____ Title: _____

Check Type (s): ( )Distribution ( )Recheck of MCL ( )Resample of Lab Invalidated Sample
( )Clearance ( ) Thm Max Res Time ( )Plant Tap
( )Distribution entry pt ( )Raw ( )Composite of Multiple Sites-Attach a format for each site

LABORATORY CERTIFICATION INFORMATION

Lab Name: Flowers Chemical Laboratories Inc. HRS# 83139 Expiration Date 6/30/2000

Address: PO Box 150-597 Altamonte Springs, Florida 32715-0597 Phone #: (407) 339-5984

Subcontracted Lab HRS #: HRS84252 Groups Analyzed: RAD

ANALYSIS INFORMATION (to be completed by lab) Lab Number: 15726

Date Sample(s) Recieved: 7/14/99 Group(s) Analyzed & Results attached for compliance with 62-550, F.A.C.:

(X) Nitrate	(X) Nitrite	( ) Asbestos	( ) Trihalomethanes
Inorganics	Volatile Organics	Secondaries	Pesticides & PCBs
(X) All 17 ( ) Partial	( ) All 21 ( ) Partial	( ) All 14 (X) Partial	( ) All 30 ( ) Partial
Group I Unregulateds	Group II Unregulateds	Group III Unregulateds	Radiochemicals
( ) All 13 ( ) Partial	( ) All 23 ( ) Partial	( ) All 11 ( ) Partial	(X) Single Sample
			( ) Qtrly Composite *

* Provide radiochemical sample dates & locations for each quarter

I , Dr. Jefferson S Flowers, do HEREBY CERTIFY that all attached analytical data submitted are correct.

Signature:_____

Title: Technical Director Date: 8/10/99

COMPLIANCE INFORMATION (to be completed by State)

Sample Collection Satisfactory: _____ Sample Analysis Satisfactory: _____

Resample Request for: _____ Reason: _____

Person notified to resample: _____ Date notified: _____/_____/_____

DEP /ACPHU Reviewing Offical:_____

Effective 1/95

Inorganic Analysis
62-550.310(1)
(PWS030)

Parameter ID	NAME	Sample Number	Analysis Result(mg/l)	Analytical Method	Detection Limit (mg/l)	MCL	Analysis Date
1005	Arsenic	15726	<0.00005	EPA200.8	0.00005	0.05	07-20-99
1010	Barium	15726	0.00470	EPA200.8	0.0004	2	07-20-99
1015	Cadmium	15726	0.000836	EPA200.8	0.00005	0.005	07-20-99
1020	Chromium	15726	0.00358	EPA200.8	0.0002	0.1	07-20-99
1024	Cyanide	15726	<0.005	SM4500-CN E	0.005	0.2	07-19-99
1025	Fluoride	15726	0.523	SM4500F C	0.01	4	07-19-99
1030	Lead	15726	0.000378	EPA200.8	0.0001	0.015	07-20-99
1035	Mercury	15726	<0.0002	EPA245.1	0.0002	0.002	07-26-99
1036	Nickel	15726	0.00299	EPA200.8	0.0002	0.1	07-20-99
1040	Nitrate(as N)	15726	0.456	EPA300.0	0.02	10	07-16-99
1041	Nitrite(as N)	15726	<0.01	EPA353.2	0.01	1	07-14-99
1045	Selenium	15726	0.000301	EPA200.8	0.0003	0.05	07-20-99
1052	Sodium	15726	3.09	EPA200.7	0.01	160	07-19-99
1074	Antimony	15726	0.000541	EPA200.8	0.0002	0.006	07-20-99
1075	Beryllium	15726	0.000270	EPA200.8	0.0001	0.004	07-20-99
1085	Thallium	15726	<0.0001	EPA200.8	0.0001	0.002	07-20-99
1094	Asbestos	15726		TEM	1	7	

Secondary Chemical Analysis
62-550.320
(PWS031)

Parameter ID	NAME	Sample Number	Analysis Result(mg/l)	Analytical Method	Detection Limit (mg/l)	MCL	Analysis Date
1002	Aluminum	15726	0.186	EPA200.8	0.001	0.2	07-23-99
1017	Chloride	15726	7.94	EPA300	0.1	250	07-19-99
1022	Copper	15726	0.0117	EPA200.8	0.0002	1	07-20-99
1025	Fluoride	15726	0.523	SM4500F C	0.01	2	07-19-99
1028	Iron	15726	0.0374	EPA200.7	0.004	0.3	07-19-99
1032	Manganese	15726	0.00580	EPA200.7	0.0005	0.05	07-19-99
1050	Silver	15726	<0.00005	EPA200.8	0.00005	0.1	07-20-99
1055	Sulfate	15726	4.27	EPA375.4	1	250	07-19-99
1095	Zinc	15726	0.0175	EPA200.8	0.0007	5	07-20-99
1905	Color (color units)	15726	25.0	SM2120B	5	15	07-14-99
1920	Odor (total odor number)	15726	<1	SM2150B	1	3	07-14-99
1925	pH	15726	6.34	EPA150.1	0.01	6.5 - 8.5	07-14-99
1930	Total Dissolved Solids	15726	54.0	SM2540C	2.5	500	07-19-99
2905	Foaming Agents	15726	<0.1	SM5540C	0.1	0.5	07-16-99

Radiological Analysis
62-550.310(5)
(PWS033)

Parameter ID	NAME	Sample Number	Analysis Result(pCi/l)	Analytical Method	Detection Limit (pCi/l)	MCL	Analysis Date
4000	Gross alpha	15726	9.10	EPA900	0.1	5	07-28-99
4000	Analysis_Error(Ga)	15726	0.400	EPA900	0.1		07-28-99
4012	Photon emitters	15726		-	0.1		
4012	Analysis_Error(Photon)	15726		-	0.1		
4020	Radium-226	15726	1.30	EPA903.1	0.1		07-28-99
4020	Analysis_Error(226)	15726	0.200	EPA903.1	0.1		07-28-99
4030	Radium-228	15726	5.70	EPA904	0.3		07-28-99
4030	Analysis_Error(228)	15726	1.00	EPA904	0.3		07-28-99
4101	Man-made beta	15726		EPA900	0.1		07-28-99
4101	Analysis_Error(beta)	15726		EPA900	0.1		07-28-99

DRINKING WATER EXCEEDANCE REPORT

FCL provides this report in compliance with FAC 62-550.

When the MCL is exceeded for any primary, DEP or HRS is to be notified within 48 hours.
Confirmations required within 24 hours for Nitrate or Nitrite MCL exceedances.
Dioxin detects must be reported to Ken Carter 904/487-1762 immediately.
Confirmations required for any unregulated detect.
Radium samples required for Gross Alpha > 5.

PRIMARY/SECONDARY

1002	Aluminum	15727	5.49	EPA200.8	0.001	0.2	7/23/1999
1028	Iron	15727	1.19	EPA200.7	0.004	0.3	7/19/1999
1032	Manganese	15727	0.266	EPA200.7	0.0005	0.05	7/19/1999
1905	Color (color units)	15727	100	SM2120B	5	15	7/14/1999
4000	Gross alpha	15727	5.30	EPA900	0.1	5	7/28/1999

UNREGULATED

4020	Radium-226	15727	1.30	EPA903.1	0.1	0	7/28/1999
4030	Radium-228	15727	1.00	EPA904	0.3	0	7/28/1999

If resampling is required, please contact FCL to order containers - they will not be sent out automatically.

PUBLIC DRINKING WATER ANALYSIS REPORTING FORMAT

PUBLIC WATER SYSTEM INFORMATION (to be completed by system or lab)

System Name: _____ I.D. #: Sumter Landfill

Address: PO Box 883 FloralCity,FL 34436 Phone #: _____

Type (check one): ( )Community ( )Nontransient Noncommunity ( )Noncommunity

SAMPLE INFORMATION (to be completed by sampler)

Sample Date (MMDDYY): 7/14/99 Sample Time : _____

Sample Location (be specific): SL2

Sampler Name and Phone: _____

Samplers Signature: _____ Title: _____

Check Type (s): ( )Distribution ( )Recheck of MCL ( )Resample of Lab Invalidated Sample
( )Clearance ( ) Thm Max Res Time ( )Plant Tap
( )Distribution entry pt ( )Raw ( )Composite of Multiple Sites-Attach a format for each site

LABORATORY CERTIFICATION INFORMATION

Lab Name: Flowers Chemical Laboratories Inc. HRS# 83139 Expiration Date 6/30/2000

Address: PO Box 150-597 Altamonte Springs, Florida 32715-0597 Phone #: (407) 339-5984

Subcontracted Lab HRS #: HRS84252 Groups Analyzed: RAD

ANALYSIS INFORMATION (to be completed by lab) Lab Number: 15727

Date Sample(s) Recieved: 7/14/99 Group(s) Analyzed & Results attached for compliance with 62-550, F.A.C.:

(X) Nitrate (X) Nitrite ( ) Asbestos ( ) Trihalomethanes

Inorganics	Volatile Organics	Secondaries	Pesticides & PCBs
(X) All 17 ( ) Partial	( ) All 21 ( ) Partial	( ) All 14 (X) Partial	( ) All 30 ( ) Partial

Group I Unregulateds	Group II Unregulateds	Group III Unregulateds	Radiochemicals
( ) All 13 ( ) Partial	( ) All 23 ( ) Partial	( ) All 11 ( ) Partial	(X) Single Sample
			( ) Qtrly Composite *

* Provide radiochemical sample dates & locations for each quarter

I , Dr. Jefferson S Flowers, do HEREBY CERTIFY that all attached analytical data submitted are correct.

Signature:_____

Title: Technical Director Date: 8/10/99

COMPLIANCE INFORMATION (to be completed by State)

Sample Collection Satisfactory: _____ Sample Analysis Satisfactory: _____

Resample Request for: _____ Reason: _____

Person notified to resample: _____ Date notified: _____/_____/_____

DEP /ACPHU Reviewing Offical:_____

Effective 1/95

Inorganic Analysis
62-550.310(1)
(PWS030)

Parameter ID	NAME	Sample Number	Analysis Result(mg/l)	Analytical Method	Detection Limit (mg/l)	MCL	Analysis Date
1005	Arsenic	15727	0.000600	EPA200.8	0.00005	0.05	07-20-99
1010	Barium	15727	0.0412	EPA200.8	0.0004	2	07-20-99
1015	Cadmium	15727	0.000600	EPA200.8	0.00005	0.005	07-20-99
1020	Chromium	15727	0.0134	EPA200.8	0.0002	0.1	07-20-99
1024	Cyanide	15727	<0.005	SM4500-CN E	0.005	0.2	07-19-99
1025	Fluoride	15727	1.04	SM4500F C	0.01	4	07-19-99
1030	Lead	15727	0.00589	EPA200.8	0.0001	0.015	07-20-99
1035	Mercury	15727	<0.0002	EPA245.1	0.0002	0.002	07-26-99
1036	Nickel	15727	0.00519	EPA200.8	0.0002	0.1	07-20-99
1040	Nitrate(as N)	15727	0.973	EPA300.0	0.02	10	07-16-99
1041	Nitrite(as N)	15727	0.0239	EPA353.2	0.01	1	07-14-99
1045	Selenium	15727	0.00107	EPA200.8	0.0003	0.05	07-20-99
1052	Sodium	15727	4.75	EPA200.7	0.01	160	07-19-99
1074	Antimony	15727	0.00422	EPA200.8	0.0002	0.006	07-20-99
1075	Beryllium	15727	0.000739	EPA200.8	0.0001	0.004	07-20-99
1085	Thallium	15727	<0.0001	EPA200.8	0.0001	0.002	07-20-99
1094	Asbestos	15727		TEM	1	7	

Secondary Chemical Analysis
62-550.320
(PWS031)

Parameter ID	NAME	Sample Number	Analysis Result(mg/l)	Analytical Method	Detection Limit (mg/l)	MCL	Analysis Date
1002	Aluminum	15727	5.49	EPA200.8	0.001	0.2	07-23-99
1017	Chloride	15727	4.04	EPA300	0.1	250	07-19-99
1022	Copper	15727	0.00767	EPA200.8	0.0002	1	07-20-99
1025	Fluoride	15727	1.04	SM4500F C	0.01	2	07-19-99
1028	Iron	15727	1.19	EPA200.7	0.004	0.3	07-19-99
1032	Manganese	15727	0.266	EPA200.7	0.0005	0.05	07-19-99
1050	Silver	15727	0.000473	EPA200.8	0.00005	0.1	07-20-99
1055	Sulfate	15727	7.85	EPA375.4	1	250	07-19-99
1095	Zinc	15727	0.0132	EPA200.8	0.0007	5	07-20-99
1905	Color (color units)	15727	100	SM2120B	5	15	07-14-99
1920	Odor (total odor number)	15727	<1	SM2150B	1	3	07-14-99
1925	pH	15727	7.53	EPA150.1	0.01	6.5 - 8.5	07-14-99
1930	Total Dissolved Solids	15727	90.0	SM2540C	2.5	500	07-19-99
2905	Foaming Agents	15727	<0.1	SM5540C	0.1	0.5	07-16-99

Radiological Analysis
62-550.310(5)
(PWS033)

Parameter ID	NAME	Sample Number	Analysis Result(pCi/l)	Analytical Method	Detection Limit (pCi/l)	MCL	Analysis Date
4000	Gross alpha	15727	5.30	EPA900	0.1	5	07-28-99
4000	Analysis_Error(Ga)	15727	0.300	EPA900	0.1		07-28-99
4012	Photon emitters	15727		-	0.1		
4012	Analysis_Error(Photon)	15727		-	0.1		
4020	Radium-226	15727	1.30	EPA903.1	0.1		07-28-99
4020	Analysis_Error(226)	15727	0.200	EPA903.1	0.1		07-28-99
4030	Radium-228	15727	1.00	EPA904	0.3		07-28-99
4030	Analysis_Error(228)	15727	0.700	EPA904	0.3		07-28-99
4101	Man-made beta	15727		EPA900	0.1		07-28-99
4101	Analysis_Error(beta)	15727		EPA900	0.1		07-28-99

DRINKING WATER EXCEEDANCE REPORT

FCL provides this report in compliance with FAC 62-550.

When the MCL is exceeded for any primary, DEP or HRS is to be notified within 48 hours.
Confirmations required within 24 hours for Nitrate or Nitrite MCL exceedances.
Dioxin detects must be reported to Ken Carter 904/487-1762 immediately.
Confirmations required for any unregulated detect.
Radium samples required for Gross Alpha > 5.

PRIMARY/SECONDARY

1040	Nitrate(as N)	15728	18.3	EPA300.0	0.02	10	7/16/1999
1002	Aluminum	15728	3.21	EPA200.8	0.001	0.2	7/23/1999
1905	Color (color units)	15728	20.0	SM2120B	5	15	7/14/1999
4000	Gross alpha	15728	27.0	EPA900	0.1	5	7/28/1999

UNREGULATED

4020	Radium-226	15728	2.20	EPA903.1	0.1	0	7/28/1999
4030	Radium-228	15728	0.700	EPA904	0.3	0	7/28/1999

If resampling is required, please contact FCL to order containers - they will not be sent out automatically.

PUBLIC DRINKING WATER ANALYSIS REPORTING FORMAT

PUBLIC WATER SYSTEM INFORMATION (to be completed by system or lab)

System Name: _____ I.D. #: Sumter Landfill

Address: PO Box 883 FloralCity,FL 34436 Phone #: _____

Type (check one): ( )Community ( )Nontransient Noncommunity ( )Noncommunity

SAMPLE INFORMATION (to be completed by sampler)

Sample Date (MMDDYY): 7/14/99 Sample Time : _____

Sample Location (be specific): SL4

Sampler Name and Phone: _____

Samplers Signature: _____ Title: _____

Check Type (s): ( )Distribution ( )Recheck of MCL ( )Resample of Lab Invalidated Sample
( )Clearance ( ) Thm Max Res Time ( )Plant Tap
( )Distribution entry pt ( )Raw ( )Composite of Multiple Sites-Attach a format for each site

LABORATORY CERTIFICATION INFORMATION

Lab Name: Flowers Chemical Laboratories Inc. HRS# 83139 Expiration Date 6/30/2000

Address: PO Box 150-597 Altamonte Springs, Florida 32715-0597 Phone #: (407) 339-5984

Subcontracted Lab HRS #: HRS84252 Groups Analyzed: RAD

ANALYSIS INFORMATION (to be completed by lab) Lab Number: 15728

Date Sample(s) Recieved: 7/14/99 Group(s) Analyzed & Results attached for compliance with 62-550, F.A.C.:

(X) Nitrate (X) Nitrite ( ) Asbestos ( ) Trihalomethanes

Inorganics	Volatile Organics	Secondaries	Pesticides & PCBs
(X) All 17 ( ) Partial	( ) All 21 ( ) Partial	( ) All 14 (X) Partial	( ) All 30 ( ) Partial

Group I Unregulateds	Group II Unregulateds	Group III Unregulateds	Radiochemicals
( ) All 13 ( ) Partial	( ) All 23 ( ) Partial	( ) All 11 ( ) Partial	(X) Single Sample
			( ) Qtrly Composite *

* Provide radiochemical sample dates & locations for each quarter

I , Dr. Jefferson S Flowers, do HEREBY CERTIFY that all attached analytical data submitted are correct.

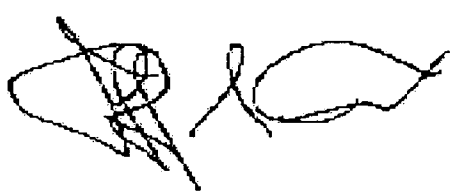

Signature:_____

Title: Technical Director Date: 8/10/99

COMPLIANCE INFORMATION (to be completed by State)

Sample Collection Satisfactory: _____ Sample Analysis Satisfactory: _____

Resample Request for: _____ Reason: _____

Person notified to resample: _____ Date notified: _____/_____/_____

DEP /ACPHU Reviewing Offical:_____

Effective 1/95

Inorganic Analysis
62-550.310(1)
(PWS030)

Parameter ID	NAME	Sample Number	Analysis Result(mg/l)	Analytical Method	Detection Limit (mg/l)	MCL	Analysis Date
1005	Arsenic	15728	0.00102	EPA200.8	0.00005	0.05	07-20-99
1010	Barium	15728	0.0235	EPA200.8	0.0004	2	07-20-99
1015	Cadmium	15728	0.000911	EPA200.8	0.00005	0.005	07-20-99
1020	Chromium	15728	0.00611	EPA200.8	0.0002	0.1	07-20-99
1024	Cyanide	15728	<0.005	SM4500-CN E	0.005	0.2	07-19-99
1025	Fluoride	15728	0.695	SM4500F C	0.01	4	07-19-99
1030	Lead	15728	0.00353	EPA200.8	0.0001	0.015	07-20-99
1035	Mercury	15728	<0.0002	EPA245.1	0.0002	0.002	07-26-99
1036	Nickel	15728	0.00379	EPA200.8	0.0002	0.1	07-20-99
1040	Nitrate(as N)	15728	18.3	EPA300.0	0.02	10	07-16-99
1041	Nitrite(as N)	15728	0.162	EPA353.2	0.01	1	07-14-99
1045	Selenium	15728	0.00357	EPA200.8	0.0003	0.05	07-20-99
1052	Sodium	15728	53.1	EPA200.7	0.01	160	07-19-99
1074	Antimony	15728	0.00237	EPA200.8	0.0002	0.006	07-20-99
1075	Beryllium	15728	0.000377	EPA200.8	0.0001	0.004	07-20-99
1085	Thallium	15728	0.00186	EPA200.8	0.0001	0.002	07-20-99
1094	Asbestos	15728		TEM	1	7	

Secondary Chemical Analysis
62-550.320
(PWS031)

Parameter ID	NAME	Sample Number	Analysis Result(mg/l)	Analytical Method	Detection Limit (mg/l)	MCL	Analysis Date
1002	Aluminum	15728	3.21	EPA200.8	0.001	0.2	07-23-99
1017	Chloride	15728	67.8	EPA300	0.1	250	07-19-99
1022	Copper	15728	0.0103	EPA200.8	0.0002	1	07-20-99
1025	Fluoride	15728	0.695	SM4500F C	0.01	2	07-19-99
1028	Iron	15728	0.254	EPA200.7	0.004	0.3	07-19-99
1032	Manganese	15728	0.0194	EPA200.7	0.0005	0.05	07-19-99
1050	Silver	15728	0.000282	EPA200.8	0.00005	0.1	07-20-99
1055	Sulfate	15728	9.11	EPA375.4	1	250	07-19-99
1095	Zinc	15728	0.0137	EPA200.8	0.0007	5	07-20-99
1905	Color (color units)	15728	20.0	SM2120B	5	15	07-14-99
1920	Odor (total odor number)	15728	<1	SM2150B	1	3	07-14-99
1925	pH	15728	7.16	EPA150.1	0.01	6.5 - 8.5	07-14-99
1930	Total Dissolved Solids	15728	304	SM2540C	2.5	500	07-19-99
2905	Foaming Agents	15728	<0.1	SM5540C	0.1	0.5	07-16-99

Radiological Analysis
62-550.310(5)
(PWS033)

Parameter ID	NAME	Sample Number	Analysis Result(pCi/l)	Analytical Method	Detection Limit (pCi/l)	MCL	Analysis Date
4000	Gross alpha	15728	27.0	EPA900	0.1	5	07-28-99
4000	Analysis_Error(Ga)	15728	2.00	EPA900	0.1		07-28-99
4012	Photon emitters	15728		-	0.1		
4012	Analysis_Error(Photon)	15728		-	0.1		
4020	Radium-226	15728	2.20	EPA903.1	0.1		07-28-99
4020	Analysis_Error(226)	15728	0.300	EPA903.1	0.1		07-28-99
4030	Radium-228	15728	0.700	EPA904	0.3		07-28-99
4030	Analysis_Error(228)	15728	0.700	EPA904	0.3		07-28-99
4101	Man-made beta	15728		EPA900	0.1		07-28-99
4101	Analysis_Error(beta)	15728		EPA900	0.1		07-28-99

DRINKING WATER EXCEEDANCE REPORT

FCL provides this report in compliance with FAC 62-550.

When the MCL is exceeded for any primary, DEP or HRS is to be notified within 48 hours.
Confirmations required within 24 hours for Nitrate or Nitrite MCL exceedances.
Dioxin detects must be reported to Ken Carter 904/487-1762 immediately.
Confirmations required for any unregulated detect.
Radium samples required for Gross Alpha > 5.

PRIMARY/SECONDARY

1002	Aluminum	15729	4.11	EPA200.8	0.001	0.2	7/23/1999
1028	Iron	15729	0.546	EPA200.7	0.004	0.3	7/19/1999
1905	Color (color units)	15729	40.0	SM2120B	5	15	7/14/1999
4000	Gross alpha	15729	36.0	EPA900	0.1	5	7/28/1999

UNREGULATED

4020	Radium-226	15729	3.00	EPA903.1	0.1	0	7/28/1999
4030	Radium-228	15729	19.3	EPA904	0.3	0	7/28/1999

If resampling is required, please contact FCL to order containers - they will not be sent out automatically.

PUBLIC DRINKING WATER ANALYSIS REPORTING FORMAT

PUBLIC WATER SYSTEM INFORMATION (to be completed by system or lab)

System Name: _____ I.D. #: Sumter Landfill

Address: PO Box 883 FloralCity,FL 34436 Phone #: _____

Type (check one): ( )Community ( )Nontransient Noncommunity ( )Noncommunity

SAMPLE INFORMATION (to be completed by sampler)

Sample Date (MMDDYY): 7/14/99 Sample Time : _____

Sample Location (be specific): SL6A

Sampler Name and Phone: _____

Samplers Signature: _____ Title: _____

Check Type (s): ( )Distribution ( )Recheck of MCL ( )Resample of Lab Invalidated Sample
( )Clearance ( ) Thm Max Res Time ( )Plant Tap
( )Distribution entry pt ( )Raw ( )Composite of Multiple Sites-Attach a format for each site

LABORATORY CERTIFICATION INFORMATION

Lab Name: Flowers Chemical Laboratories Inc. HRS# 83139 Expiration Date 6/30/2000

Address: PO Box 150-597 Altamonte Springs, Florida 32715-0597 Phone #: (407) 339-5984

Subcontracted Lab HRS #: HRS84252 Groups Analyzed: RAD

ANALYSIS INFORMATION (to be completed by lab) Lab Number: 15729

Date Sample(s) Recieved: 7/14/99 Group(s) Analyzed & Results attached for compliance with 62-550, F.A.C.:

(X) Nitrate (X) Nitrite ( ) Asbestos ( ) Trihalomethanes

Inorganics	Volatile Organics	Secondaries	Pesticides & PCBs
(X) All 17 ( ) Partial	( ) All 21 ( ) Partial	( ) All 14 (X) Partial	( ) All 30 ( ) Partial

Group I Unregulateds	Group II Unregulateds	Group III Unregulateds	Radiochemicals
( ) All 13 ( ) Partial	( ) All 23 ( ) Partial	( ) All 11 ( ) Partial	(X) Single Sample
			( ) Qtrly Composite *

* Provide radiochemical sample dates & locations for each quarter

I , Dr. Jefferson S Flowers, do HEREBY CERTIFY that all attached analytical data submitted are correct.

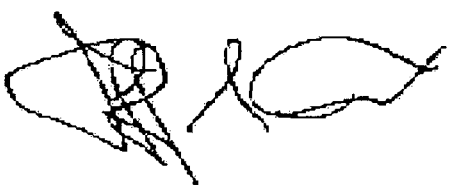

Signature:_____

Title: Technical Director Date: 8/10/99

COMPLIANCE INFORMATION (to be completed by State)

Sample Collection Satisfactory: _____ Sample Analysis Satisfactory: _____

Resample Request for: _____ Reason: _____

Person notified to resample: _____ Date notified: _____/_____/_____

DEP /ACPHU Reviewing Offical:_____

Effective 1/95

Inorganic Analysis
62-550.310(1)
(PWS030)

Parameter ID	NAME	Sample Number	Analysis Result(mg/l)	Analytical Method	Detection Limit (mg/l)	MCL	Analysis Date
1005	Arsenic	15729	0.000583	EPA200.8	0.00005	0.05	07-20-99
1010	Barium	15729	0.0229	EPA200.8	0.0004	2	07-20-99
1015	Cadmium	15729	0.00127	EPA200.8	0.00005	0.005	07-20-99
1020	Chromium	15729	0.0197	EPA200.8	0.0002	0.1	07-20-99
1024	Cyanide	15729	<0.005	SM4500-CN E	0.005	0.2	07-19-99
1025	Fluoride	15729	0.523	SM4500F C	0.01	4	07-19-99
1030	Lead	15729	0.00328	EPA200.8	0.0001	0.015	07-20-99
1035	Mercury	15729	<0.0002	EPA245.1	0.0002	0.002	07-26-99
1036	Nickel	15729	0.00678	EPA200.8	0.0002	0.1	07-20-99
1040	Nitrate(as N)	15729	5.00	EPA300.0	0.02	10	07-16-99
1041	Nitrite(as N)	15729	<0.01	EPA353.2	0.01	1	07-14-99
1045	Selenium	15729	0.000369	EPA200.8	0.0003	0.05	07-20-99
1052	Sodium	15729	4.58	EPA200.7	0.01	160	07-19-99
1074	Antimony	15729	0.00206	EPA200.8	0.0002	0.006	07-20-99
1075	Beryllium	15729	0.000122	EPA200.8	0.0001	0.004	07-20-99
1085	Thallium	15729	0.000145	EPA200.8	0.0001	0.002	07-20-99
1094	Asbestos	15729		TEM	1	7	

Secondary Chemical Analysis
62-550.320
(PWS031)

Parameter ID	NAME	Sample Number	Analysis Result(mg/l)	Analytical Method	Detection Limit (mg/l)	MCL	Analysis Date
1002	Aluminum	15729	4.11	EPA200.8	0.001	0.2	07-23-99
1017	Chloride	15729	8.08	EPA300	0.1	250	07-19-99
1022	Copper	15729	0.00917	EPA200.8	0.0002	1	07-20-99
1025	Fluoride	15729	0.523	SM4500F C	0.01	2	07-19-99
1028	Iron	15729	0.546	EPA200.7	0.004	0.3	07-19-99
1032	Manganese	15729	0.0253	EPA200.7	0.0005	0.05	07-19-99
1050	Silver	15729	0.000194	EPA200.8	0.00005	0.1	07-20-99
1055	Sulfate	15729	6.63	EPA375.4	1	250	07-19-99
1095	Zinc	15729	0.0146	EPA200.8	0.0007	5	07-20-99
1905	Color (color units)	15729	40.0	SM2120B	5	15	07-14-99
1920	Odor (total odor number)	15729	<1	SM2150B	1	3	07-14-99
1925	pH	15729	7.90	EPA150.1	0.01	6.5 - 8.5	07-14-99
1930	Total Dissolved Solids	15729	178	SM2540C	2.5	500	07-19-99
2905	Foaming Agents	15729	<0.1	SM5540C	0.1	0.5	07-16-99

Radiological Analysis
62-550.310(5)
(PWS033)

Parameter ID	NAME	Sample Number	Analysis Result(pCi/l)	Analytical Method	Detection Limit (pCi/l)	MCL	Analysis Date
4000	Gross alpha	15729	36.0	EPA900	0.1	5	07-28-99
4000	Analysis_Error(Ga)	15729	22.0	EPA900	0.1		07-28-99
4012	Photon emitters	15729		-	0.1		
4012	Analysis_Error(Photon)	15729		-	0.1		
4020	Radium-226	15729	3.00	EPA903.1	0.1		07-28-99
4020	Analysis_Error(226)	15729	1.00	EPA903.1	0.1		07-28-99
4030	Radium-228	15729	19.3	EPA904	0.3		07-28-99
4030	Analysis_Error(228)	15729	4.80	EPA904	0.3		07-28-99
4101	Man-made beta	15729		EPA900	0.1		07-28-99
4101	Analysis_Error(beta)	15729		EPA900	0.1		07-28-99

DRINKING WATER EXCEEDANCE REPORT

FCL provides this report in compliance with FAC 62-550.

When the MCL is exceeded for any primary, DEP or HRS is to be notified within 48 hours.
Confirmations required within 24 hours for Nitrate or Nitrite MCL exceedances.
Dioxin detects must be reported to Ken Carter 904/487-1762 immediately.
Confirmations required for any unregulated detect.
Radium samples required for Gross Alpha > 5.

PRIMARY/SECONDARY

1002	Aluminum	15730	11.4	EPA200.8	0.001	0.2	7/23/1999
1028	Iron	15730	1.84	EPA200.7	0.004	0.3	7/19/1999
1905	Color (color units)	15730	150	SM2120B	5	15	7/14/1999
4000	Gross alpha	15730	83.0	EPA900	0.1	5	7/28/1999

UNREGULATED

4020	Radium-226	15730	1.90	EPA903.1	0.1	0	7/28/1999

If resampling is required, please contact FCL to order containers - they will not be sent out automatically.

PUBLIC DRINKING WATER ANALYSIS REPORTING FORMAT

PUBLIC WATER SYSTEM INFORMATION (to be completed by system or lab)

System Name: _____ I.D. #: Sumter Landfill

Address: PO Box 883 FloralCity,FL 34436 Phone #: _____

Type (check one): ( )Community ( )Nontransient Noncommunity ( )Noncommunity

SAMPLE INFORMATION (to be completed by sampler)

Sample Date (MMDDYY): 7/14/99 Sample Time : _____

Sample Location (be specific): SL7

Sampler Name and Phone: _____

Samplers Signature: _____ Title: _____

Check Type (s): ( )Distribution ( )Recheck of MCL ( )Resample of Lab Invalidated Sample
( )Clearance ( ) Thm Max Res Time ( )Plant Tap
( )Distribution entry pt ( )Raw ( )Composite of Multiple Sites-Attach a format for each site

LABORATORY CERTIFICATION INFORMATION

Lab Name: Flowers Chemical Laboratories Inc. HRS# 83139 Expiration Date 6/30/2000

Address: PO Box 150-597 Altamonte Springs, Florida 32715-0597 Phone #: (407) 339-5984

Subcontracted Lab HRS #: HRS84252 Groups Analyzed: RAD

ANALYSIS INFORMATION (to be completed by lab) Lab Number: 15730

Date Sample(s) Recieved: 7/14/99 Group(s) Analyzed & Results attached for compliance with 62-550, F.A.C.:

(X) Nitrate (X) Nitrite ( ) Asbestos ( ) Trihalomethanes

Inorganics	Volatile Organics	Secondaries	Pesticides & PCBs
(X) All 17 ( ) Partial	( ) All 21 ( ) Partial	( ) All 14 (X) Partial	( ) All 30 ( ) Partial

Group I Unregulateds	Group II Unregulateds	Group III Unregulateds	Radiochemicals
( ) All 13 ( ) Partial	( ) All 23 ( ) Partial	( ) All 11 ( ) Partial	(X) Single Sample
			( ) Qtrly Composite *

* Provide radiochemical sample dates & locations for each quarter

I , Dr. Jefferson S Flowers, do HEREBY CERTIFY that all attached analytical data submitted are correct.

Signature:_____

Title: Technical Director Date: 8/10/99

COMPLIANCE INFORMATION (to be completed by State)

Sample Collection Satisfactory: _____ Sample Analysis Satisfactory: _____

Resample Request for: _____ Reason: _____

Person notified to resample: _____ Date notified: _____/_____/_____

DEP /ACPHU Reviewing Offical:_____

Effective 1/95

Inorganic Analysis
62-550.310(1)
(PWS030)

Parameter ID	NAME	Sample Number	Analysis Result(mg/l)	Analytical Method	Detection Limit (mg/l)	MCL	Analysis Date
1005	Arsenic	15730	0.00128	EPA200.8	0.00005	0.05	07-20-99
1010	Barium	15730	0.0594	EPA200.8	0.0004	2	07-20-99
1015	Cadmium	15730	0.00353	EPA200.8	0.00005	0.005	07-20-99
1020	Chromium	15730	0.0617	EPA200.8	0.0002	0.1	07-20-99
1024	Cyanide	15730	<0.005	SM4500-CN E	0.005	0.2	07-19-99
1025	Fluoride	15730	1.04	SM4500F C	0.01	4	07-19-99
1030	Lead	15730	0.00928	EPA200.8	0.0001	0.015	07-20-99
1035	Mercury	15730	<0.0002	EPA245.1	0.0002	0.002	07-26-99
1036	Nickel	15730	0.0179	EPA200.8	0.0002	0.1	07-20-99
1040	Nitrate(as N)	15730	<0.02	EPA300.0	0.02	10	07-16-99
1041	Nitrite(as N)	15730	0.0146	EPA353.2	0.01	1	07-14-99
1045	Selenium	15730	0.000556	EPA200.8	0.0003	0.05	07-20-99
1052	Sodium	15730	4.77	EPA200.7	0.01	160	07-19-99
1074	Antimony	15730	0.00326	EPA200.8	0.0002	0.006	07-20-99
1075	Beryllium	15730	0.00184	EPA200.8	0.0001	0.004	07-20-99
1085	Thallium	15730	0.000223	EPA200.8	0.0001	0.002	07-20-99
1094	Asbestos	15730		TEM	1	7	

Secondary Chemical Analysis
62-550.320
(PWS031)

Parameter ID	NAME	Sample Number	Analysis Result(mg/l)	Analytical Method	Detection Limit (mg/l)	MCL	Analysis Date
1002	Aluminum	15730	11.4	EPA200.8	0.001	0.2	07-23-99
1017	Chloride	15730	7.07	EPA300	0.1	250	07-19-99
1022	Copper	15730	0.00867	EPA200.8	0.0002	1	07-20-99
1025	Fluoride	15730	1.04	SM4500F C	0.01	2	07-19-99
1028	Iron	15730	1.84	EPA200.7	0.004	0.3	07-19-99
1032	Manganese	15730	0.0367	EPA200.7	0.0005	0.05	07-19-99
1050	Silver	15730	0.00839	EPA200.8	0.00005	0.1	07-20-99
1055	Sulfate	15730	3.21	EPA375.4	1	250	07-19-99
1095	Zinc	15730	0.0231	EPA200.8	0.0007	5	07-20-99
1905	Color (color units)	15730	150	SM2120B	5	15	07-14-99
1920	Odor (total odor number)	15730	<1	SM2150B	1	3	07-14-99
1925	pH	15730	7.60	EPA150.1	0.01	6.5 - 8.5	07-14-99
1930	Total Dissolved Solids	15730	216	SM2540C	2.5	500	07-19-99
2905	Foaming Agents	15730	<0.1	SM5540C	0.1	0.5	07-16-99

Radiological Analysis
62-550.310(5)
(PWS033)

Parameter ID	NAME	Sample Number	Analysis Result(pCi/l)	Analytical Method	Detection Limit (pCi/l)	MCL	Analysis Date
4000	Gross alpha	15730	83.0	EPA900	0.1	5	07-28-99
4000	Analysis_Error(Ga)	15730	16.0	EPA900	0.1		07-28-99
4012	Photon emitters	15730		-	0.1		
4012	Analysis_Error(Photon)	15730		-	0.1		
4020	Radium-226	15730	1.90	EPA903.1	0.1		07-28-99
4020	Analysis_Error(226)	15730	0.800	EPA903.1	0.1		07-28-99
4030	Radium-228	15730	<0.1	EPA904	0.3		07-28-99
4030	Analysis_Error(228)	15730	4.80	EPA904	0.3		07-28-99
4101	Man-made beta	15730		EPA900	0.1		07-28-99
4101	Analysis_Error(beta)	15730		EPA900	0.1		07-28-99

DRINKING WATER EXCEEDANCE REPORT

FCL provides this report in compliance with FAC 62-550.

When the MCL is exceeded for any primary, DEP or HRS is to be notified within 48 hours.
Confirmations required within 24 hours for Nitrate or Nitrite MCL exceedances.
Dioxin detects must be reported to Ken Carter 904/487-1762 immediately.
Confirmations required for any unregulated detect.
Radium samples required for Gross Alpha > 5.

PRIMARY/SECONDARY

1028	Iron	15731	1.40	EPA200.7	0.004	0.3	7/19/1999
1032	Manganese	15731	0.0960	EPA200.7	0.0005	0.05	7/19/1999
1905	Color (color units)	15731	50.0	SM2120B	5	15	7/14/1999

UNREGULATED

4020	Radium-226	15731	2.50	EPA903.1	0.1	0	7/28/1999
4030	Radium-228	15731	0.200	EPA904	0.3	0	7/28/1999

If resampling is required, please contact FCL to order containers - they will not be sent out automatically.

PUBLIC DRINKING WATER ANALYSIS REPORTING FORMAT

PUBLIC WATER SYSTEM INFORMATION (to be completed by system or lab)

System Name: _____ I.D. #: Sumter Landfill

Address: PO Box 883 FloralCity,FL 34436 Phone #: _____

Type (check one): ( )Community ( )Nontransient Noncommunity ( )Noncommunity

SAMPLE INFORMATION (to be completed by sampler)

Sample Date (MMDDYY): 7/14/99 Sample Time : _____

Sample Location (be specific): SL8

Sampler Name and Phone: _____

Samplers Signature: _____ Title: _____

Check Type (s): ( )Distribution ( )Recheck of MCL ( )Resample of Lab Invalidated Sample
( )Clearance ( ) Thm Max Res Time ( )Plant Tap
( )Distribution entry pt ( )Raw ( )Composite of Multiple Sites-Attach a format for each site

LABORATORY CERTIFICATION INFORMATION

Lab Name: Flowers Chemical Laboratories Inc. HRS# 83139 Expiration Date 6/30/2000

Address: PO Box 150-597 Altamonte Springs, Florida 32715-0597 Phone #: (407) 339-5984

Subcontracted Lab HRS #: HRS84252 Groups Analyzed: RAD

ANALYSIS INFORMATION (to be completed by lab) Lab Number: 15731

Date Sample(s) Recieved: 7/14/99 Group(s) Analyzed & Results attached for compliance with 62-550, F.A.C.:

(X) Nitrate (X) Nitrite ( ) Asbestos ( ) Trihalomethanes

Inorganics	Volatile Organics	Secondaries	Pesticides & PCBs
(X) All 17 ( ) Partial	( ) All 21 ( ) Partial	( ) All 14 (X) Partial	( ) All 30 ( ) Partial

Group I Unregulateds	Group II Unregulateds	Group III Unregulateds	Radiochemicals
( ) All 13 ( ) Partial	( ) All 23 ( ) Partial	( ) All 11 ( ) Partial	(X) Single Sample
			( ) Qtrly Composite *

* Provide radiochemical sample dates & locations for each quarter

I , Dr. Jefferson S Flowers, do HEREBY CERTIFY that all attached analytical data submitted are correct.

Signature: _____

Title: Technical Director Date: 8/10/99

COMPLIANCE INFORMATION (to be completed by State)

Sample Collection Satisfactory: _____ Sample Analysis Satisfactory: _____

Resample Request for: _____ Reason: _____

Person notified to resample: _____ Date notified: _____/_____/_____

DEP /ACPHU Reviewing Offical: _____

Effective 1/95

Inorganic Analysis
62-550.310(1)
(PWS030)

Parameter ID	NAME	Sample Number	Analysis Result(mg/l)	Analytical Method	Detection Limit (mg/l)	MCL	Analysis Date
1005	Arsenic	15731	0.000523	EPA200.8	0.00005	0.05	07-20-99
1010	Barium	15731	0.00834	EPA200.8	0.0004	2	07-20-99
1015	Cadmium	15731	0.000605	EPA200.8	0.00005	0.005	07-20-99
1020	Chromium	15731	0.0146	EPA200.8	0.0002	0.1	07-20-99
1024	Cyanide	15731	<0.005	SM4500-CN E	0.005	0.2	07-19-99
1025	Fluoride	15731	0.924	SM4500F C	0.01	4	07-19-99
1030	Lead	15731	0.000325	EPA200.8	0.0001	0.015	07-20-99
1035	Mercury	15731	<0.0002	EPA245.1	0.0002	0.002	07-26-99
1036	Nickel	15731	0.00713	EPA200.8	0.0002	0.1	07-20-99
1040	Nitrate(as N)	15731	1.65	EPA300.0	0.02	10	07-16-99
1041	Nitrite(as N)	15731	0.0121	EPA353.2	0.01	1	07-14-99
1045	Selenium	15731	0.000925	EPA200.8	0.0003	0.05	07-20-99
1052	Sodium	15731	12.3	EPA200.7	0.01	160	07-19-99
1074	Antimony	15731	<0.0002	EPA200.8	0.0002	0.006	07-20-99
1075	Beryllium	15731	<0.0001	EPA200.8	0.0001	0.004	07-20-99
1085	Thallium	15731	0.000182	EPA200.8	0.0001	0.002	07-20-99
1094	Asbestos	15731		TEM	1	7	

Secondary Chemical Analysis
62-550.320
(PWS031)

Parameter ID	NAME	Sample Number	Analysis Result(mg/l)	Analytical Method	Detection Limit (mg/l)	MCL	Analysis Date
1002	Aluminum	15731	0.0240	EPA200.8	0.001	0.2	07-23-99
1017	Chloride	15731	6.90	EPA300	0.1	250	07-19-99
1022	Copper	15731	0.00324	EPA200.8	0.0002	1	07-20-99
1025	Fluoride	15731	0.924	SM4500F C	0.01	2	07-19-99
1028	Iron	15731	1.40	EPA200.7	0.004	0.3	07-19-99
1032	Manganese	15731	0.0960	EPA200.7	0.0005	0.05	07-19-99
1050	Silver	15731	<0.00005	EPA200.8	0.00005	0.1	07-20-99
1055	Sulfate	15731	5.84	EPA375.4	1	250	07-19-99
1095	Zinc	15731	0.00922	EPA200.8	0.0007	5	07-20-99
1905	Color (color units)	15731	50.0	SM2120B	5	15	07-14-99
1920	Odor (total odor number)	15731	<1	SM2150B	1	3	07-14-99
1925	pH	15731	6.89	EPA150.1	0.01	6.5 - 8.5	07-14-99
1930	Total Dissolved Solids	15731	398	SM2540C	2.5	500	07-19-99
2905	Foaming Agents	15731	<0.1	SM5540C	0.1	0.5	07-16-99

Radiological Analysis
62-550.310(5)
(PWS033)

Parameter ID	NAME	Sample Number	Analysis Result(pCi/l)	Analytical Method	Detection Limit (pCi/l)	MCL	Analysis Date
4000	Gross alpha	15731	2.10	EPA900	0.1	5	07-28-99
4000	Analysis_Error(Ga)	15731	1.30	EPA900	0.1		07-28-99
4012	Photon emitters	15731		-	0.1		
4012	Analysis_Error(Photon)	15731		-	0.1		
4020	Radium-226	15731	2.50	EPA903.1	0.1		07-28-99
4020	Analysis_Error(226)	15731	0.300	EPA903.1	0.1		07-28-99
4030	Radium-228	15731	0.200	EPA904	0.3		07-28-99
4030	Analysis_Error(228)	15731	0.600	EPA904	0.3		07-28-99
4101	Man-made beta	15731		EPA900	0.1		07-28-99
4101	Analysis_Error(beta)	15731		EPA900	0.1		07-28-99

DRINKING WATER EXCEEDANCE REPORT

FCL provides this report in compliance with FAC 62-550.

When the MCL is exceeded for any primary, DEP or HRS is to be notified within 48 hours.
Confirmations required within 24 hours for Nitrate or Nitrite MCL exceedances.
Dioxin detects must be reported to Ken Carter 904/487-1762 immediately.
Confirmations required for any unregulated detect.
Radium samples required for Gross Alpha > 5.

PRIMARY/SECONDARY

1028	Iron	15732	0.605	EPA200.7	0.004	0.3	7/19/1999
1032	Manganese	15732	0.128	EPA200.7	0.0005	0.05	7/19/1999
1905	Color (color units)	15732	30.0	SM2120B	5	15	7/14/1999
4000	Gross alpha	15732	6.70	EPA900	0.1	5	7/28/1999

UNREGULATED

4020	Radium-226	15732	4.50	EPA903.1	0.1	0	7/28/1999

If resampling is required, please contact FCL to order containers - they will not be sent out automatically.

PUBLIC DRINKING WATER ANALYSIS REPORTING FORMAT

PUBLIC WATER SYSTEM INFORMATION (to be completed by system or lab)

System Name: _____ I.D. #: Sumter Landfill

Address: PO Box 883 FloralCity,FL 34436 Phone #: _____

Type (check one): ( )Community ( )Nontransient Noncommunity ( )Noncommunity

SAMPLE INFORMATION (to be completed by sampler)

Sample Date (MMDDYY): 7/14/99 Sample Time : _____

Sample Location (be specific): SL9

Sampler Name and Phone: _____

Samplers Signature: _____ Title: _____

Check Type (s): ( )Distribution ( )Recheck of MCL ( )Resample of Lab Invalidated Sample
( )Clearance ( ) Thm Max Res Time ( )Plant Tap
( )Distribution entry pt ( )Raw ( )Composite of Multiple Sites-Attach a format for each site

LABORATORY CERTIFICATION INFORMATION

Lab Name: Flowers Chemical Laboratories Inc. HRS# 83139 Expiration Date 6/30/2000

Address: PO Box 150-597 Altamonte Springs, Florida 32715-0597 Phone #: (407) 339-5984

Subcontracted Lab HRS #: HRS84252 Groups Analyzed: RAD

ANALYSIS INFORMATION (to be completed by lab) Lab Number: 15732

Date Sample(s) Recieved: 7/14/99 Group(s) Analyzed & Results attached for compliance with 62-550, F.A.C.:

(X) Nitrate (X) Nitrite ( ) Asbestos ( ) Trihalomethanes

Inorganics	Volatile Organics	Secondaries	Pesticides & PCBs
(X) All 17 ( ) Partial	( ) All 21 ( ) Partial	( ) All 14 (X) Partial	( ) All 30 ( ) Partial

Group I Unregulateds	Group II Unregulateds	Group III Unregulateds	Radiochemicals
( ) All 13 ( ) Partial	( ) All 23 ( ) Partial	( ) All 11 ( ) Partial	(X) Single Sample
			( ) Qtrly Composite *

* Provide radiochemical sample dates & locations for each quarter

I , Dr. Jefferson S Flowers, do HEREBY CERTIFY that all attached analytical data submitted are correct.

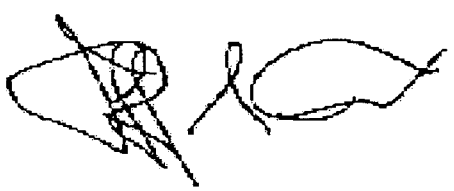

*Signature:*_____

Title: Technical Director Date: 8/10/99

COMPLIANCE INFORMATION (to be completed by State)

Sample Collection Satisfactory: _____ Sample Analysis Satisfactory: _____

Resample Request for: _____ Reason: _____

Person notified to resample: _____ Date notified: _____/_____/_____

DEP /ACPHU Reviewing Offical:_____

Effective 1/95

Inorganic Analysis
62-550.310(1)
(PWS030)

Parameter ID	NAME	Sample Number	Analysis Result(mg/l)	Analytical Method	Detection Limit (mg/l)	MCL	Analysis Date
1005	Arsenic	15732	0.00406	EPA200.8	0.00005	0.05	07-20-99
1010	Barium	15732	0.0184	EPA200.8	0.0004	2	07-20-99
1015	Cadmium	15732	0.000853	EPA200.8	0.00005	0.005	07-20-99
1020	Chromium	15732	0.0419	EPA200.8	0.0002	0.1	07-20-99
1024	Cyanide	15732	<0.005	SM4500-CN E	0.005	0.2	07-19-99
1025	Fluoride	15732	0.504	SM4500F C	0.01	4	07-19-99
1030	Lead	15732	<0.0001	EPA200.8	0.0001	0.015	07-20-99
1035	Mercury	15732	<0.0002	EPA245.1	0.0002	0.002	07-26-99
1036	Nickel	15732	0.0197	EPA200.8	0.0002	0.1	07-20-99
1040	Nitrate(as N)	15732	0.0518	EPA300.0	0.02	10	07-16-99
1041	Nitrite(as N)	15732	<0.01	EPA353.2	0.01	1	07-14-99
1045	Selenium	15732	0.00148	EPA200.8	0.0003	0.05	07-20-99
1052	Sodium	15732	22.1	EPA200.7	0.01	160	07-19-99
1074	Antimony	15732	0.00128	EPA200.8	0.0002	0.006	07-20-99
1075	Beryllium	15732	<0.0001	EPA200.8	0.0001	0.004	07-20-99
1085	Thallium	15732	0.000297	EPA200.8	0.0001	0.002	07-20-99
1094	Asbestos	15732		TEM	1	7	

Secondary Chemical Analysis
62-550.320
(PWS031)

Parameter ID	NAME	Sample Number	Analysis Result(mg/l)	Analytical Method	Detection Limit (mg/l)	MCL	Analysis Date
1002	Aluminum	15732	0.00294	EPA200.8	0.001	0.2	07-23-99
1017	Chloride	15732	5.48	EPA300	0.1	250	07-19-99
1022	Copper	15732	0.00117	EPA200.8	0.0002	1	07-20-99
1025	Fluoride	15732	0.504	SM4500F C	0.01	2	07-19-99
1028	Iron	15732	0.605	EPA200.7	0.004	0.3	07-19-99
1032	Manganese	15732	0.128	EPA200.7	0.0005	0.05	07-19-99
1050	Silver	15732	<0.00005	EPA200.8	0.00005	0.1	07-20-99
1055	Sulfate	15732	4.50	EPA375.4	1	250	07-19-99
1095	Zinc	15732	0.0156	EPA200.8	0.0007	5	07-20-99
1905	Color (color units)	15732	30.0	SM2120B	5	15	07-14-99
1920	Odor (total odor number)	15732	<1	SM2150B	1	3	07-14-99
1925	pH	15732	6.59	EPA150.1	0.01	6.5 - 8.5	07-14-99
1930	Total Dissolved Solids	15732	400	SM2540C	2.5	500	07-19-99
2905	Foaming Agents	15732	<0.1	SM5540C	0.1	0.5	07-16-99

Radiological Analysis
62-550.310(5)
(PWS033)

Parameter ID	NAME	Sample Number	Analysis Result(pCi/l)	Analytical Method	Detection Limit (pCi/l)	MCL	Analysis Date
4000	Gross alpha	15732	6.70	EPA900	0.1	5	07-28-99
4000	Analysis_Error(Ga)	15732	2.20	EPA900	0.1		07-28-99
4012	Photon emitters	15732		-	0.1		
4012	Analysis_Error(Photon)	15732		-	0.1		
4020	Radium-226	15732	4.50	EPA903.1	0.1		07-28-99
4020	Analysis_Error(226)	15732	0.400	EPA903.1	0.1		07-28-99
4030	Radium-228	15732	<0.1	EPA904	0.3		07-28-99
4030	Analysis_Error(228)	15732	0.600	EPA904	0.3		07-28-99
4101	Man-made beta	15732		EPA900	0.1		07-28-99
4101	Analysis_Error(beta)	15732		EPA900	0.1		07-28-99

FLOWERS
CHEMICAL LABORATORIES INCORPORATED

Jefferson L. Flowers, Ph.D.
Jefferson S. Flowers, Ph.D.
481 NEWBURYPORT
P.O. BOX 150-597
ALTAMONTE SPRINGS
FLORIDA 32715-0597
BUS: (407) 339-5984
FAX: (407) 260-6110

CHAIN OF CUSTODY RECORD

Client: Central Testing Lab
Address: P.O. Box 583
Floral City FL 34436
Phone: 352-726-6447

FCL Client No.: 1199
FCL Project Manager:
FCL Lab Coordinator:
Requested Due Date: routine

P.O. Number:
Project Name / No.: Sumter Landfill
Contact:

Sampled By (PRINT): Ron Ebel
Sampler Signature: Ron Ebel
Date Sampled: 7-14-99

ITEM NO.	SAMPLE DESCRIPTION	TIME	MATRIX	LAB NO.	NO. OF CONTAINERS	PRESERVATIVES: UNPRESERVED	H_2SO_4	HNO_3	HCl	$NaOH$	ANALYSES REQUEST: IND 93	SEC 93	GA	Ra 224/228	TB	NH_4	Field pH	Field Temp.
1	SL1			15726	7	4	1	1		1	✓	✓	✓	✓	✓	✓	7.25	11.6°C
2	SL2			27	7	4	1	1		1	✓	✓	✓	✓	✓	✓	6.90	11.9
3	SL4			28	7	4	1	1		1	✓	✓	✓	✓	✓	✓	7.04	10.0
4	SL6A			29	7	4	1	1		1	✓	✓	✓	✓	✓	✓	7.45	13.4
5	SL[redacted]7			30	7	4	1	1		1	✓	✓	✓	✓	✓	✓	7.38	10.0
6	SL 8 SL 9			15731 15732	7 7	4 4	1 1	1 1		1 1	✓ ✓	✓ ✓	✓ ✓	✓ ✓	✓ ✓	✓ ✓	6.65 6.41	10.0 11.8

<4°C
pH<2
pH>10

CARRIER	BAILERS	SHIP DATES: OUT / DATE	RETURNED / DATE	RELINQUISHED BY / AFFILIATION	DATE	TIME	ACCEPTED BY / AFFILIATION	DATE	TIME
				Ron Ebel	7/14/99	1:30 PM			
								7/14/99	1323

SPECIAL INSTRUCTIONS

SHIP WITH SAMPLES/TO BE RETURNED WITH RESULTS
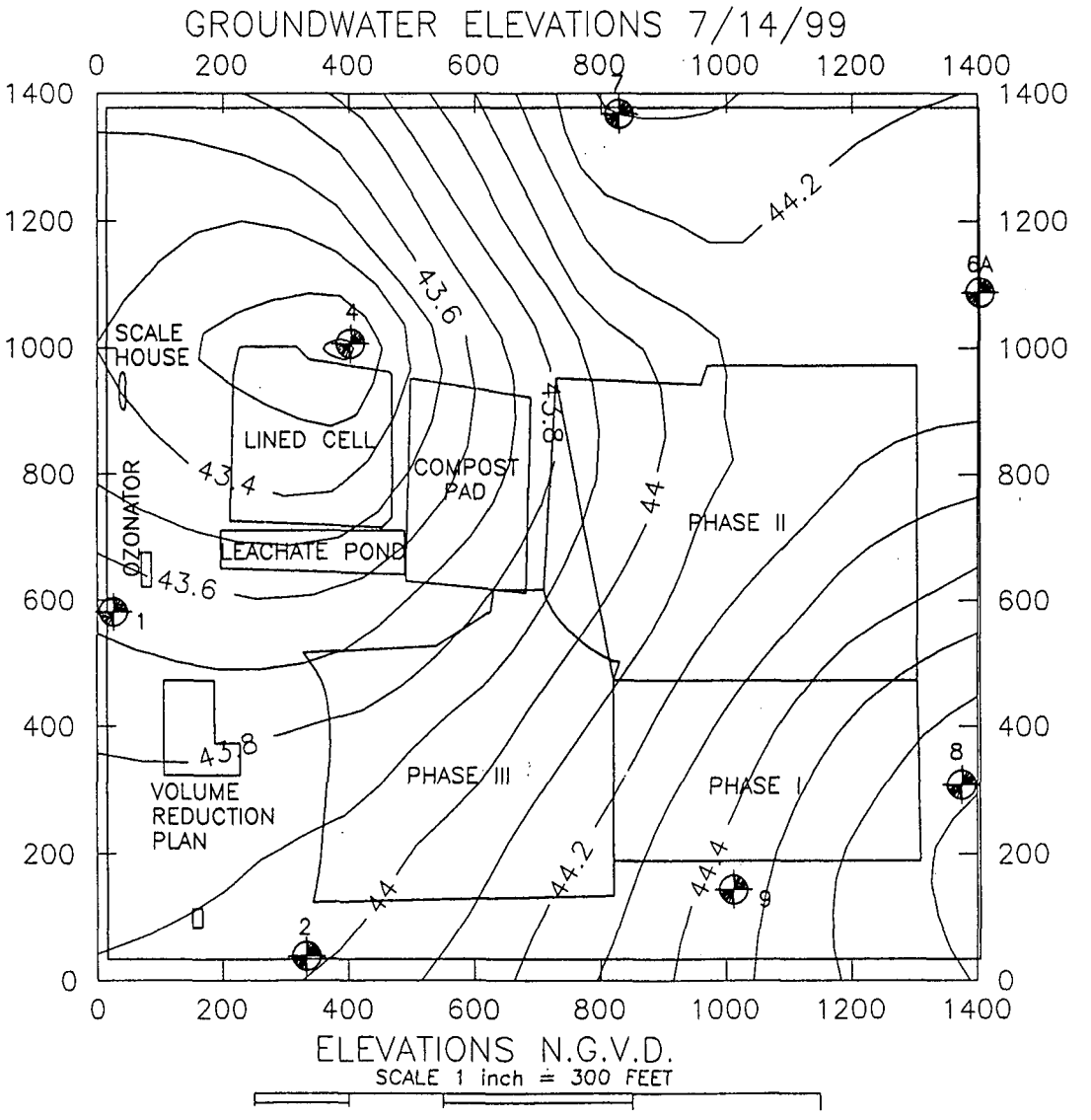
SUMTER COUNTY SOLID WASTE MANAGEMENT FACILITY